

CLEVELAND BROWNS

★ 2017 MEDIA GUIDE ★



CLEVELAND, OHIO



FIRSTENERGY STADIUM



CLEVELAND BROWNS

2017 SEASON SCHEDULE

PRESEASON

THU · AUG 10	vs NEW ORLEANS SAINTS	8:00 PM
MON · AUG 21	vs NEW YORK GIANTS	8:00 PM
SAT · AUG 26	at Tampa Bay Buccaneers	7:30 PM
THU · AUG 31	at Chicago Bears	8:00 PM

REGULAR SEASON

SUN · SEP 10	vs PITTSBURGH STEELERS	1:00 PM
SUN · SEP 17	at Baltimore Ravens	1:00 PM
SUN · SEP 24	at Indianapolis Colts	1:00 PM
SUN · OCT 01	vs CINCINNATI BENGALS	1:00 PM
SUN · OCT 08	vs NEW YORK JETS*	1:00 PM
SUN · OCT 15	at Houston Texans*	1:00 PM
SUN · OCT 22	vs TENNESSEE TITANS*	1:00 PM
SUN · OCT 29	vs MINNESOTA VIKINGS (LONDON)	9:30 AM
SUN · NOV 05	BYE WEEK	
SUN · NOV 12	at Detroit Lions*	1:00 PM
SUN · NOV 19	vs JACKSONVILLE JAGUARS*	1:00 PM
SUN · NOV 26	at Cincinnati Bengals*	1:00 PM
SUN · DEC 03	at Los Angeles Chargers*	4:05 PM
SUN · DEC 10	vs GREEN BAY PACKERS*	1:00 PM
SUN · DEC 17	vs BALTIMORE RAVENS*	1:00 PM
SUN · DEC 24	at Chicago Bears*	1:00 PM
SUN · DEC 31	at Pittsburgh Steelers*	1:00 PM

HOME | AWAY

TICKETS: 440.824.3434 · CLEVELANDBROWNS.COM

ALL TIMES EASTERN | *TIME SUBJECT TO CHANGE | ALL GAMES BROADCAST ON THE CLEVELAND BROWNS RADIO NETWORK

@BROWNS

/CLEVELANDBROWNS

@CLEVELANDBROWNS

OFFICIALBROWNS

INDEX

A	
All-League Selections.....	257
Attendance, All-Time.....	378
Assistant Coaches (1946-95, 1999-2015).....	279
Award Winners, NFL.....	255-256
Award Winners, Team.....	259
B	
Biographies	
Coaching Staff.....	24-55
Draft Choices, 2017.....	211-221
Football Support Staff.....	66-71
Front Office.....	17-23
Player Personnel.....	56-65
Undrafted and First-Year Free Agents.....	222-230
Veterans.....	81-210
Browns Give Back.....	2-13
C	
Complex, Browns Training and Administrative.....	424
D	
Directory, Browns Staff.....	14-16
Draft	
Choices, All-Time.....	280-289
Choices, by College.....	290
1999 Expansion.....	291
F	
FirstEnergy Stadium.....	419-421
Free Agency, (1993-95, 1999-2017).....	291-292
Free Agents, "Plan B" (1989-92).....	292
H	
Hall of Fame, Browns in.....	251-254
History, Browns.....	247-248
L	
Legends, Cleveland Browns.....	250
Longest Plays, Browns History.....	383
M	
Media Center, Dino Lucarelli.....	424
N	
Numbers	
Jersey, All-Time.....	271-278
Retired Uniform.....	249
O	
Overtime, Browns in.....	303-304
P	
Prime Time, Browns on.....	305
Pro Bowl Selections	
By Player.....	258
By Year.....	257
Pronunciation Guide.....	174

TEAM INFORMATION

CLEVELAND BROWNS TRAINING AND ADMINISTRATIVE COMPLEX

76 Lou Groza Boulevard
Berea, Ohio 44017
(440) 891-5000

FIRSTENERGY STADIUM

100 Alfred Lerner Way
Cleveland, Ohio 44114
(440) 891-5001

CLEVELAND BROWNS TICKET OFFICE

FirstEnergy Stadium
100 Alfred Lerner Way
Cleveland, Ohio 44114
(440) 891-5050
(888) 891-1999 (toll free)

R

Radio Information.....	425
Ranking by Yards (Since 1971).....	303
Records	
100-Yard Receiving Games.....	415-417
100-Yard Rusher, 100-Yard Receiver or 300-Yard Passer in Same Game.....	418
100-Yard Rushing Games.....	411-413
300-Yard Passing Games.....	414
Head Coaches'.....	306
Individual.....	384-390
Opponents' Single-Game.....	399-400
Rookie.....	397-399
Team.....	390-397
Results	
Opponents, All-Time, Game-by-Game.....	295-301
Opponents, All-Time, Overall.....	301
Playoff.....	377
Preseason, All-Time.....	307-309
Regular Season, All-Time.....	310-375
Year-by-Year.....	376
Ring of Honor.....	250
Rosters	
All-Time.....	260-270
Alphabetical, 2017.....	231
Numerical, 2017.....	232
S	
Shutouts, All-Time.....	306
Staff, Browns.....	72-80
Standings, 2016 NFL Final.....	233
Statistics, Final, 2016.....	234-238
Summaries, 2016 Week-By-Week.....	239-246
T	
Team Information.....	1
Television Information.....	426
Top 10	
Career.....	379-380
Game Performances.....	382
Seasons.....	381
Trade History (1999-2017).....	293-294
Training Camp History.....	424
U	
Uniforms.....	422-423
Y	
Year-By-Year Leaders.....	401-410

CLEVELAND BROWNS PRO SHOP

(440) 824-3427
(877) 746-8326 (toll free)

TICKET SALES

(440) 824-3434

FAN SQUAD

(440) 824-6284



BROWNS GIVE BACK



EARN YOUR STRIPES

THE CLEVELAND BROWNS
GIVE BACK
TO NORTHEAST OHIO
WITH A COMMITMENT TO
EDUCATION AND YOUTH FOOTBALL
WHILE ENGAGING THE
COMMUNITY THROUGH OUR
SIGNATURE **FIRST AND TEN**
VOLUNTEER MOVEMENT.

BROWNS GIVE BACK

THE BROWNS HAVE UNIFIED AND STREAMLINED THEIR MANY PHILANTHROPIC EFFORTS THROUGHOUT NORTHEAST OHIO WITH THE LAUNCH OF “BROWNS GIVE BACK”

Giving back to Northeast Ohio is a core value of the Cleveland Browns organization, and Browns Give Back creates a measurable, thoughtful and impactful approach to enrich the communities in which we live, work and play through financial contributions and service projects.

The Browns’ philanthropic efforts through the Cleveland Browns Foundation, Community Relations and personal giving from Dee and Jimmy Haslam, coaches, players and the rest of the Browns organization are now unified together under the Browns Give Back platform. The target of these endeavors is devoted to three focus areas: **EDUCATION**, **YOUTH FOOTBALL** and the team’s signature **FIRST AND TEN** volunteer initiative.

“As stewards of this franchise we recognize the platform our organization has to unify Northeast Ohio in so many ways,” said Cleveland Browns Owners Dee and Jimmy Haslam. “We take great pride in the responsibility of every member of our organization to positively impact this community which has provided an incredible amount of support during our time in Cleveland. Our Browns Give Back initiative is keenly focused through a streamlined approach on areas that we feel can improve the lives of children while engaging our community and inspiring others to get out and make an impact by volunteering their time to a cause.”

The Browns are focusing on education and youth football because children represent the future of our city. When the children of Northeast Ohio succeed and accomplish their goals on their way to becoming adults, everyone in the area, including the Browns, benefits and wins. The same goes for volunteerism, which is encouraged and amplified through First and Ten, not only locally but in the cities in which our fans and teammates live.

@ BrownsGiveBack  

LEARN MORE AT CLEVELANDBROWNS.COM/BROWNSGIVEBACK

BROWNS GIVE BACK

Education is a core focus area of Browns Give Back and the organization identified three areas of impact—**school attendance**, **early learning** and **college and career readiness**. Browns Give Back strategically provides grants and other resources to local non-profits to help identify opportunities, remove barriers and provide supports for students to empower them for a lifetime of independence and success.

DID YOU
KNOW?

Browns Give Back impacted the education of over **58,000** young lives through direct program support

SCHOOL ATTENDANCE:

Research confirms that school attendance matters! Chronically absent students substantially lowers the nation's educational outcomes on test scores and graduation rates.

However, The Cleveland Metropolitan School District (CMSD) examined its own student data and identified the critical threshold for Cleveland students' academic success as missing 10 days of school a year—which is only one day a month! This analysis prompted CMSD to team up with the Cleveland Browns in 2015 to launch the first city-wide campaign promoting the importance of school attendance.

The first year of the campaign was focused on raising awareness about this important issue, and getting families and communities to act towards making education a priority for their children. This included billboards, yard signs, home visits, radio spots and incentives for students. However, year two of the campaign is shifting its focus on the structural barriers of school attendance, such as clothing, transportation, and health.



CMSD students missing more than 10 days of school are 34% less likely to graduate



BROWNS GIVE BACK

GET 2 SCHOOL. YOU CAN MAKE IT!

Browns Give Back is the signature partner for the Cleveland Metropolitan School District's (CMSD) 'Get to School. You Can Make It!' attendance campaign, which works to remove the barriers of students being chronically absent from school. Studies show that even missing 10 days of school has a significant, negative impact on test scores and graduation rates.

2,400 STUDENTS

In 2015-16 school-year 2,400 more students were on-track with their attendance compared to previous years, setting them up for long-term academic success

FIVE FOOTBALL FIELDS

Research studies show that athletics positively impact student academic achievement and the Browns identified five fields throughout the city that would provide the most significant results for the CMSD



SPECIAL TEAMS PACKAGE

Shoes and Clothes for Kids (SC4K) and Browns Give Back teamed up to find a better way to deliver clothes and school uniforms to Cleveland Metropolitan School District (CMSD) students experiencing severe economic hardship, in an effort to improve school attendance. Special Teams Package provides a quick, customized delivery of three school uniforms, one casual outfit, socks, underwear and a shoe gift card to students in need.

2,000 CLOTHING PACKAGES

In 2016-17 school-year, 2,000 CMSD students facing economical hardship will receive a special teams package



EARLY LEARNING:

2,000 DAYS

Browns Give Back partnered with The Centers for Families and Children on the 2,000 Days, which is an educational promise between teachers and families emphasizing the importance of a shared partnership and provides ongoing resources to families to give children the best possible start to school!



of a child's brain develops within the first 2,000 days of life

MORE THAN 4,000

Families have taken the 2,000 Days Pledge



UNIVERSAL PRE-KINDERGARTEN

Cuyahoga County's Universal Pre-Kindergarten (UPK) program helps make high-quality pre-school accessible to low and moderate income families, while improving school readiness among disadvantaged children. Browns Give Back is proud to support the community-wide effort to expand high-quality pre-school to 40 children by investing in Glenville Early Learning Center.



of disadvantaged children show a 55-percent improvement in school readiness skills with UPK programs



children enrolled in a UPK program are 30% more likely to pass third grade reading proficiency tests



COLLEGE AND CAREER READINESS:

MARION MOTLEY SCHOLARSHIP

Browns Give Back, in partnership with College Now Greater Cleveland, annually awards two local high school students with a Marion Motley Scholarship. The scholarship targets low-income, first generation students to help them pursue their dreams.



of Marion Motley Scholarship recipients are on track to graduate in six years, significantly surpassing the 18% national average among comparable demographics

\$240,000

in scholarship money has been awarded



GINN ACADEMY

Ginn Academy is the only all-male public high school in Ohio and aims to educate the whole child. A key element to Ginn's success is their Life Coaches program, which provides a 24/7 mentor to each student and serves as a link between home and school addressing academic, social and emotional needs of students.



graduation Rate



of students are pursuing post-secondary education



CLEVELAND BROWNS FIELD PROJECT

As part of the Browns' dedication to education, youth and high school football and Cleveland, Dee and Jimmy Haslam and the Browns organization announced in May 2016 the commitment to provide five Cleveland Metropolitan School District (CMSD) fields with high-quality synthetic turf during the next two years. During the community impact project's planning stages, CMSD identified five fields that would provide the most significant results throughout the city. Three fields - Roye Kidd Field, James F. Rhodes Field and Bump Taylor - were completed for the start of the 2016 high school football season, while John Adams Field and John Marshall Field are set to complete construction, Fall 2017.

The Senate League fields, available to all CMSD schools, are lined to accommodate multiple sports to offer more students opportunities to benefit from the upgraded playing surfaces. Through the project, the Cleveland Mury League, CMSD physical education classes and local community members will now receive additional access to the fields, given many time limitations related to grass field maintenance have been eliminated with the implementation of synthetic turf.



SINCE MAKING CLEVELAND OUR HOME, WE HAVE FOCUSED ON IMPROVING FOOTBALL AND EDUCATION FOR THE ENTIRE REGION. BY INSTALLING THESE FIVE SYNTHETIC TURF FIELDS WITHIN CMSD, WE ARE ABLE TO COMBINE THOSE TWO PASSIONS TO GIVE OUR YOUTH, SCHOOLS AND COMMUNITIES YEAR-ROUND ACCESS TO THE RESOURCES THEY DESERVE.

- DEE & JIMMY HASLAM



ROOKIE TACKLE FOOTBALL

Launching in 2017, the Browns and local youth football organizations across the country will host USA Football Rookie Tackle pilot programs this fall to further introduce and evaluate the new education and skills-progression focused version of the sport.

USA Football's Rookie Tackle was created to provide a playing structure and format to serve as a youth football development bridge between flag football and 11-player tackle. In line with other sports' models, Rookie Tackle will offer young participants an opportunity to be introduced to or progressively learn more about football fundamentals, strategy and the game itself prior to advancing to full 11-on-11, 100-yard competition that is equivalent to the high school, collegiate and professional ranks.

The Cleveland Browns are the first NFL team to help coordinate USA Football's "modified tackle" football scrimmages and a Rookie Tackle pilot league within their home market as the two organizations continue their partnership and dedication to advance youth players' enjoyment of playing the country's most popular sport.



BROWNS GIVE BACK



DETAILS ON ROOKIE TACKLE

Designed for 7-on-7 competition but may also accommodate six to eight players per team

A smaller playing field of 40 yards-by-35 yards, allowing for two games to be played at the same time

Each team is allowed one coach in the huddle at all times to help instruct players

Each individual player learns of offensive and defensive positions, as well as at least one position inside and outside of the tackles (i.e., a line position and a skill position, no matter player's individual size)

Players required to rotate positions to help gain a comprehensive understanding of the sport's fundamentals

All players, including linemen, begin each play in a two-point stance

No special teams plays, including punts, kickoffs or field goals

LEARN MORE AT
WWW.CLEVELANDROOKIETACKLE.COM

ROOKIE TACKLE
LEAGUE

BROWNS GIVE BACK

HELMETS

HELMETS, in association with Ohio Lottery, University Hospitals and Xenith aims to advance player safety by awarding an eligible Ohio area high school football program with \$25,000 in new Xenith football helmets. As a prerequisite, programs must commit to enhancing player health and safety by enrolling in USA Football's medically endorsed Heads Up Football® program, which offers certification clinics to educate coaches about concussion recognition and response protocols, proper equipment fitting, shoulder tackling, heads up blocking, heat emergency preparedness and hydration, and sudden cardiac arrest.



TO ENTER YOUR SCHOOL AND TO LEARN MORE, VISIT WWW.CLEVELANDBROWNS.COM/HELMETS

HIGH SCHOOL GAME OF THE WEEK

The Cleveland Browns High School Game of the Week (HSGOTW) returns this fall for the eighth consecutive year, with Lake Erie College of Osteopathic Medicine (LECOM) returning as the program's associate partner. Since the program began, more than 7 million votes have been submitted for weekly matchups posted on ClevelandBrowns.com, making the Game of the Week page one of the most visited pages on ClevelandBrowns.com. Last season, 10 programs won \$2,500, while Lorain's Dave McFarland received an additional \$5,000 for the Titans football program after being named the Cleveland Browns High School Coach of the Year.



OFFICIAL YOUTH & HIGH SCHOOL FOOTBALL ACCOUNT FOR THE CLEVELAND BROWNS.
STAY UP TO DATE ON ALL YOUTH & HIGH SCHOOL FOOTBALL PROGRAMMING THROUGHOUT THE YEAR.



@BrownsYouthFB

VISIT CLEVELANDBROWNS.COM/BROWNSGIVEBACK

TO SEE HOW CLEVELAND BROWNS GIVE BACK TO NORTHEAST OHIO WITH A COMMITMENT TO EDUCATION AND YOUTH FOOTBALL WHILE ENGAGING THE COMMUNITY THROUGH OUR SIGNATURE FIRST AND TEN VOLUNTEER MOVEMENT.



3 SIMPLE STEPS

TAKE THE PLEDGE TODAY

Gather your friends or family and together we can help communities globally. Pledge individually or as a group! This is your commitment to #give10 hours.

SHARE YOUR STORIES

Use #give10 to unite with other Browns fans. Fans are highlighted throughout the year and you can inspire others!

WEAR YOUR ORANGE WRISTBAND

A constant reminder, make a statement that you are committed to give your 10 hours in the next year.

COMMUNITY PARTNERS

- American Cancer Society
- American Red Cross
- USA Football
- USO of Northern Ohio
- Providence House
- United Way of Greater Cleveland
- Achievement Centers for Children
- Greater Cleveland Food Bank
- The Centers for Families and Children
- Greater Cleveland Sports Commission
- American Heart Association

#give10 @ BrownsGiveBack  

LEARN MORE AT CLEVELANDBROWNS.COM/BROWNSGIVEBACK

BROWNS GIVE BACK

3RD ANNIVERSARY CELEBRATED IN JUNE 2017, **OVER 1.5 MILLION HOURS HAVE BEEN LOGGED!**



DID YOU KNOW? Through First and Ten, the Browns are the only NFL club to promote a long-term volunteering program that unifies the team and its entire fan base, with the goal of impacting every individual's city across the globe, as well as the franchise's local community.



3RD ANNIVERSARY CELEBRATED IN JUNE 2017, OVER 1.5 MILLION HOURS HAVE BEEN LOGGED!



#GIVE10



STAFF DIRECTORY

MANAGEMENT

Dee Haslam	Owner
Jimmy Haslam	Owner
Sashi Brown	Executive Vice President, Football Operations
Paul DePodesta	Chief Strategy Officer
David Jenkins	Executive Vice President, Chief Financial Officer
Brent Stehlik	Executive Vice President, Chief Revenue Officer
Mike Nikolaus	Chief Human Resources Officer
Jim Brown	Special Advisor
Chris Cooper	Director, Football Administration
Katie Noble-Murphy	Executive Assistant
Donna Podolak	Executive Assistant
Cari Savage	Executive Assistant

COACHING

Hue Jackson	Head Coach
Gregg Williams	Defensive Coordinator
Chris Tabor	Special Teams Coordinator
Kirby Wilson	Running Backs/ Run Game Coordinator
Adam Beard	Director of High Performance
Josh Christovich	Strength & Conditioning Assistant
Ken Delgado	Assistant Defensive Line
Mark Hutson	Assistant Offensive Line
Jerod Kruse	Assistant Defensive Backs/Safeties
David Lee	Quarterbacks
Denis Logan	Strength & Conditioning Assistant
Evan Marcus	Strength & Conditioning Assistant
Shawn Mennenga	Special Teams Assistant
Jamey Mroz	Sports Scientist
Eric Sanders	Defensive Quality Control
Al Saunders	Sr. Offensive Assistant
Bob Saunders	Offensive Quality Control/ Assistant Wide Receivers
Greg Seamon	Tight Ends
Clyde Simmons	Defensive Line
Art Tolhurst	Strength & Conditioning Assistant
DeWayne Walker	Defensive Backs
Stan Watson	Special Teams Quality Control
Blake Williams	Linebackers
Bob Wylie	Offensive Line
Brian Braswell	Coaching Assistant
Theresa Dunham	Executive Assistant

PLAYER PERSONNEL

Andrew Berry	Vice President, Player Personnel
Ken Kovash	Vice President, Player Personnel
Mike Cetta	Director, Scouting
Seth Hooker	Director, Football IT
Kevin Meers	Director, Research and Strategy
Chisom Opara	Director, Player Personnel
Dan Saganey	Director, Pro Scouting
Bobby Vega	Director, College Scouting
Glenn Cook	Assistant Director, Scouting
Ryan Grigson	Senior Personnel Executive

Andrew Healy	Senior Strategist, Player Personnel
Bradley DeAngelis	Software Developer
Dave Giuliani	Football Research Analyst
Adam Al-Khayyal	Scout
Zach Ayers	Scout
Zac Bocian	Scout
Colton Chapple	Scout
Sam DeLuca	Scout
Scott Levin	Scout
Gerald McCully	Scout
Patrick Moore	Scout
Marshall Oium	Scout
Max Paulus	Scout
Sam Fioroni	Scouting Coordinator
Josh Cox	College Scouting Assistant
Keegan Leyrer	College Scouting Assistant
Scott DiBenedetto	Scouting Assistant
Branden Francis	Scouting Assistant
Scott Kaniecki	Scouting Assistant
Dax Nollenberger	Scouting Assistant
Thomas Pack	Scouting Assistant
Zach Wigmore	Scouting Assistant

FOOTBALL SUPPORT

TRAINING & MEDICAL

Joe Sheehan	Head Athletic Trainer
Andre Tucker	Assistant Head Athletic Trainer
Pat Rock	Assistant Athletic Trainer
Anthony Trem	Physical Therapist
Gordon Williams	Assistant Athletic Trainer
Dr. James Voos	Head Team Physician
Dr. Sean Cupp	Lead Medical Physician
Katy Meassick	Performance Dietitian

EQUIPMENT

Brad Melland	Head Equipment Manager
Jeff Inderhees	Assistant Equipment Manager
Jim McLaughlin	Assistant Equipment Manager

PLAYER ENGAGEMENT

Ron Brewer	Manager, Player Engagement
------------	----------------------------

VIDEO

Rob Pavlas	Video Director
Ricky Palmer	Assistant Video Director
Dustin Smith	Video Assistant

FOOTBALL OPERATIONS

FOOTBALL OPERATIONS

Phil Dangerfield	Vice President, Football Operations
Simon Gelan	Director, Football Operations
Bryant Swindle	Coordinator, Football Operations

GROUNDS

Chris Powell	Head Groundskeeper
Neal Pate	Stadium Field Manager
Scott Springer	Grounds Supervisor
Andrew Bossard	Assistant Groundskeeper
Russell Horn	Assistant Groundskeeper
Jeff Witt	Assistant Groundskeeper

STAFF

PLAYERS

2017 SEASON

HISTORY

RECORDS

GAME DAY



STAFF DIRECTORY

SECURITY

John Frain	Director, Team Security
John Boykin	Manager, Berea Security

CLEVELAND BROWNS FOUNDATION

Renee Harvey	Vice President, Cleveland Browns Foundation
Cecilia Kaltz	Manager, Cleveland Browns Foundation

ALUMNI

Kevin Mack	Alumni Relations
------------	------------------

COMMUNITY RELATIONS

Jenner Tekancic	Vice President, Community Relations
John LaForce	Manager, Youth Football
Brittany Young	Manager, Community Relations
Cariema Wood	Coordinator, Community Relations & Alumni

COMMUNICATIONS

Peter John-Baptiste	Vice President, Communications
Dan Murphy	Senior Manager, Communications
Rob McBurnett	Senior Manager, Communications
Mike Annarella	Coordinator, Communications

FAN & BRAND DEVELOPMENT

Dave Freeman	Senior Vice President, Marketing & Media
Jen Leister	Manager, Marketing

CREATIVE SERVICES

Chris Modarelli	Director, Creative Services
Mark Podolak	Art Director
Greg Beutel	Graphic Designer

DIGITAL MEDIA

Jeremy Zimmer	Senior Director, Digital Media
Allie Raymond	Coordinator, Social Media
Keely McKenzie	Coordinator, Digital Design

CONTENT & PRODUCTION

Sara Kornokovich	Director, Content & Production
Paul Taylor	Supervising Producer
Jeff McDaniel	Producer
Anthony Baucco	Associate Producer
Keith Mollohan	Associate Producer
Nicholas Beesley	Associate Producer

SCOREBOARD OPERATIONS

Kyle Millen	Director, Scoreboard Operations
Rich Hanchette	Motion Graphic Artist
Renee Arko	Coordinator, Scoreboard Operations
Sean Olivier	Coordinator, Scoreboard Operations

WRITTEN AND RADIO

Nathan Zegura	Senior Media Broadcaster
Andrew Gribble	Senior Staff Writer
Patrick Maks	Staff Writer

FAN EXPERIENCE & SPECIAL EVENTS

Carlos Oseguera	Director, Fan Experience & Special Events
Corey Kinder	Manager, Fan Experience & Special Events
Megan Rock	Coordinator, Fan Experience & Special Events
Shelby O'Brien	Coordinator, Fan Experience & Special Events

ADMINISTRATION

ADMINISTRATION

Ted Tywang	Director, Legal Affairs
Marikka Pretz-Anderson	Manager, Legal Affairs
Matt Srodek	Manager, Berea Facilities
Will Black	Coordinator, Operations
Chris Cola	Coordinator, Berea Facilities
Carol Meier	Receptionist
Casey Thompson	Coordinator, Shipping & Receiving
Dee Vega	Wellness Manager

FINANCE & ACCOUNTING

Gregory Rush	Vice President, Finance
Laurie Rice	Controller
Pamela Smith	Assistant Controller
Sue Majewski	Payroll Manager
Deb Kruszynski	Travel & Compliance Manager

BUSINESS ANALYTICS

Joe Moeller	Manager, Business Analytics
Linwood Jones	Senior Application Developer/ Data Architect
Erica Mangino	Business Analyst
Mark Smith	Sales and Marketing Systems Manager

INFORMATION TECHNOLOGY

Brandon Covert	Director, Information Technology
Jud Covert	Support Services Manager
Pat Dorin	IT Support Specialist
Paul Knopp	IT Security Engineer
David Lowry	Network Administrator
Jeff Patton	Network Manager

-CORPORATE PARTNERSHIPS & SUITE SALES-

CORPORATE PARTNERSHIPS

Randy Domain	Vice President, Corporate Partnerships
Bridget Kakos	Director, Partnership Activation
Kelly Carroll	Senior Manager, Partnership Activation
Sean Othen	Senior Manager, Corporate Partnerships
Vanessa Bryan-Bekono	Manager, Partnership Activation
Lance Camden	Manager, Corporate Partnerships
Joe Hamlin	Manager, Partnership Activation
Jessica O'Reilly	Manager, Digital and Media Sales
Brent DeCoster	Manager, Partnership Activation
Lindsay Strauch	Manager, Partnership Activation
Nicole Willis	Manager, Corporate Partnerships
Cory Gillman	Coordinator, Partnership Activation
Kaila Lockhart	Coordinator, Partnership Activation
Audrey Medhurst	Coordinator, Partnership Activation

SUITE SALES & SERVICE

Nick Frasco	Senior Director, Corporate Partnerships & Suite Sales
Steve Korey	Manager, Suite Sales
Sharon Smith	Manager, Suiteholder Experience
Nick Batista	Suite Sales Executive
Erica Virzi	Coordinator, Suiteholder Experience



STAFF DIRECTORY

TICKET SALES & SERVICE

Bob Sivik	Vice President, Ticket Sales & Service
Jess Brooks	Sales Coordinator

MEMBERSHIP SERVICES

Taylor Laurer	Director, Membership Services
Blake Adkins	Membership Services Representative, Season Tickets
Taylor Adrian	Membership Services Representative, Season Tickets
Tare Beaver	Membership Services Representative, Club Members
Jessica Berkshire	Membership Services Representative, Club Members
Connor Daugherty	Membership Services Representative, Season Tickets
Marina Dieker	Membership Services Representative, Season Tickets
Brian Gross	Membership Services Representative, Season Tickets
Zayna Ibrahim	Membership Services Representative, Premium Club Members
Maximo Meggitt	Membership Services Representative, Season Tickets
Brandon Schwartz	Membership Services Representative, Premium Club Members

PREMIUM & GROUP SALES

Nick McNeill	Manager, Premium & Group Sales
Iman Warren	Senior Group Account Executive
Briana Harris	Group Account Executive
David Kodish	Group Account Executive
Kelvin Long	Group Account Executive
Thomas Mason	Group Account Executive
Lauren Merkt	Group Account Executive
Austin Pavilack	Premium Sales Representative
Brad Postlewaite	Premium Sales Representative
Miguel Pimentel	Premium Sales Representative
Joe Rizzo	Premium Sales Representative
Omar Robinson	Group Account Executive

TICKET OPERATIONS

Kacy Harmon	Director, Ticket Operations
David Lee	Senior Manager, Ticket Operations
Jason Decker	Manager, Ticket Operations
Monica Lince	Coordinator, Ticket Operations

TICKET SALES

Josh Young	Director, Ticket Sales
Mike Judge	Manager, Inside Sales
Kyle Burke	Account Executive
Andrew Calangelo	Account Executive
David Howson	Account Executive
Jake Jones	Account Executive

STADIUM OPERATIONS & MAINTENANCE

STADIUM OPERATIONS

Troy Brown	Vice President, Stadium Operations
Brad Mohr	Director, Stadium Operations
Mike Good	Manager, Stadium Operations
Mike D'Angelo	Coordinator, Stadium Operations
Clete Diener	Coordinator, Stadium Operations
Hannah Mothersbaugh	Coordinator, Guest Services

STADIUM MAINTENANCE

Don Husted	Director, Stadium Facilities
Bob Digney	Engineer
Bob Isgro	Engineer
Jerry Ray	Engineer
Kimer Rogers	Engineer
Joshua Shur	Engineer
Eric Strick	Engineer
Jennifer Lawlis	Engineer
Ariel Garcia	Stadium Maintenance
Marshall Morgan	Stadium Maintenance
Chris Stanley	Stadium Maintenance

STADIUM SECURITY

James Payne	Manager, Stadium Security
Lovelle Brown	Stadium Security Officer
Bill Davis	Stadium Security Officer
Joseph Mann	Stadium Security Officer
Jonathan Patterson	Stadium Security Officer
Michael Sims	Stadium Security Officer

BROWNS GIVE BACK AT GREATER CLEVELAND FOOD BANK

Each November, Browns players, alumni and staff, as well as the Browns Women Organization, #give10 at the Greater Cleveland Food Bank by preparing Thanksgiving meals and packaging food items to be sent to local shelters, food pantries and food sites throughout Northeast Ohio. The gathering is one of many jointly hosted events by the Browns and Greater Cleveland Food Bank as the groups fight hunger and help ensure families have access to nutritious meals throughout the year, particularly during high times of need like the winter holidays. The Browns and Greater Cleveland Food Bank also host Taste of the Browns each year, a tasting with Cleveland's top chefs that raises money and awareness about hunger in the local community.



DEE & JIMMY
HASLAM

OWNERS

YEAR IN NFL: 10TH ▶ YEAR WITH THE BROWNS: 6TH

On Aug. 2, 2012, Dee, Jimmy and the Haslam family agreed to purchase the Cleveland Browns. The sale was unanimously approved by NFL owners on Oct. 16, 2012, and the closing took place on Oct. 25.

While leading the Browns, the Haslams created three primary focuses to set the team's culture in Cleveland and help direct all important processes and decisions for the organization. The club's standard is centered on providing a consistently winning team on the football field; taking exceptional care of the team's fans by providing a premier experience throughout the year; and striving to make a positive impact in the Northeast Ohio community with an emphasis on education, youth football and community engagement through volunteerism.

The Haslams are committed to restoring championship football in Cleveland. Following the 2015 season, Jimmy spoke about the importance of getting the right people in the right place and making sure they work extremely well together. The Haslams appointed Sashi Brown executive vice president of football operations and hired Paul DePodesta as chief strategy officer as they began a search for the next head coach of the Cleveland Browns. Ten days later, the Haslams announced the hiring of Hue Jackson as the team's 16th full-time head coach.

To best position the team for success, Dee and Jimmy have consistently invested in the organization and its facilities to provide the best resources available, while working diligently and responsibly in partnership with the City of Cleveland and the City of Berea.

Prior to the 2016 season, the Haslams and the City of Berea agreed to invest nearly \$15 million in the team's training facility. The development resulted in first-class amenities throughout the building, to create a best-in-class environment not only for the team's coaches and players but for every member of the organization. Through the construction, the team renovated 25,000 square feet of space, added 25,000 square feet to the facility and redesigned the locker room, player meeting rooms, player lounge, cafeteria and training room and installed a lap pool and new hot

and cold tubs. The renovation also included the addition of a 4,600 square-foot, fully-staffed wellness center to ensure the optimal social, mental and physical health of every Browns employee.

From 2014-2015, FirstEnergy Stadium, in partnership with the City of Cleveland, received \$125 million of upgrades to modernize the interior and exterior of the stadium. All facets of the project – which included new videoboards, additional lower bowl seating, new and refurbished club and premium spaces, upgraded food and beverage selections and more – were incorporated with the mission to provide Browns fans an enhanced in-game experience, while also improving the team's home-field advantage.

MAKING A DIFFERENCE

Dee and Jimmy are immersed in numerous philanthropic endeavors. Upon becoming owners of the Browns, they quickly engaged themselves in the Northeast Ohio community.

In 2017, the Browns' philanthropic efforts through the Cleveland Browns Foundation, Community Relations and personal giving from owners Dee and Jimmy Haslam, coaches, players and the rest of the Browns organization were unified with the launch of "Browns Give Back."

The Haslams established a focus and direction for the Browns Give Back initiative, to make a continuing impact in education, youth football and community engagement through volunteerism. They have invested \$10 million in Breakthrough Charter Schools, which helps provide equal educational opportunities for local youths throughout greater Cleveland. The couple has also made a substantial gift to Cleveland's public schools, helping to refurbish many of the city's athletic fields.

In 2016 as part of their dedication to education, youth and high school football and Cleveland, Dee and Jimmy announced a commitment to provide five Cleveland Metropolitan School District (CMSD) fields with high-quality synthetic turf during the next two years. Three fields – Roye Kidd Field, James F. Rhodes Field



HASLAMs continued

and Bump Taylor Field – were renovated before the start of the 2016 high school football season while the Browns broke ground on John Adams Field and John Marshall Field this spring. The fields will be available to all CMSD schools and will be lined to accommodate multiple sports to offer more students opportunities to benefit from the upgraded playing surfaces.

Dee is also committed to the betterment of the Northeast Ohio community through her active involvement as a member of the board of directors for the United Way of Greater Cleveland (Executive Council); University Hospitals Systems; and the Rock and Roll Hall of Fame. She also serves on the boards of the University of Tennessee Foundation; University of Tennessee College of Business; the Emerald Youth Foundation; State Collaborative on Reforming Education (SCORE) in Tennessee; and is the acting chair of Lakeshore Park.

In May of 2017, Dee was appointed by Governor Jeb Bush to ExcelinEd's Board of Directors, which is a foundation that has become a national leader in the education reform movement. She was also awarded an honorary doctorate after delivering the commencement speech at Baldwin Wallace University.

Dee's professional association memberships include: Academy of Television Arts and Sciences; Women in Council Cleveland; Women in Cable Telecommunications; International Women's Forum; C200; and the Society of International Business Fellows.

Dee and Jimmy also helped co-found the Haslam Scholars Program in 2008. The program offers unique in-depth academic enrichment for top students at the University of Tennessee.

Jimmy also serves on the boards of the National Association of Truckstop Operators and Anderson Media Corporation. In 2006, he served as Tennessee statewide campaign chair for Bob Corker, now a United States Senator. Jimmy was also the 2010 Tennessee statewide campaign chair for Governor Bill Haslam. In 2010, he was named a recipient of the Ernst & Young Entrepreneur of the Year award for the Southeast region. In October 2011, Jimmy was recognized as a "Significant Sig" by the Sigma Chi Foundation. He also received the University of Tennessee Distinguished Alumni Award.

This past June, Jimmy was honored by the Cleveland branch of the NAACP at its 105th Anniversary Celebration Freedom Fund Dinner.

To help further advance the NFL, Jimmy is a member of the league's business ventures, media, and Hall of Fame committees, while Dee serves on the legislative and conduct committees.

The Haslam's received their first award as members of the NFL in 2014 when they were recognized by the Fritz Pollard Alliance with the Paul "Tank" Younger Award for promoting diversity within NFL front offices.

BEYOND SPORTS

A native a Knoxville, Tenn., Jimmy also serves as CEO of Pilot Flying J, a position he has held since 1996. In 1976, he joined Pilot Corporation, a company his family founded in 1958. In those 41 years, Pilot Travel Centers has grown annual gallon sales from approximately 125 million to 8 billion. Today, Pilot Flying J has grown its network from seven states in the Southeast to 43 states in the U.S., and six Canadian provinces, with more than 750 travel centers and travel plazas.

Dee, an Emmy-nominated TV producer, is also executive producer and CEO of RIVR Media Companies. Since launching RIVR Media in 1999, Dee has been the executive producer for ground breaking series such as "Trading Spaces," "Whale Wars," "World Series of Poker," "Renovation Realities," "Fat Guys in the Woods," and "Escaping Polygamy." Recently, RIVR was named a Realscreen's Global 100 TV production company. In June of 2012, Dee started Nest Features, an independent film company that produces films in and about the American South. Prior to RIVR's launch, she worked in various production roles with Bagwell Communications and Cinetel Productions.

In 2008, the Haslam's became part owner of the Pittsburgh Steelers, marking the first time ownership of the franchise expanded beyond the Rooney and McGinley families. The Haslam's kept that stake until taking control of the Browns.

The Haslam's have three adult children and five grandchildren.

STAFF

PLAYERS

2017 SEASON

HISTORY

RECORDS

GAME DAY



SASHI BROWN

EXECUTIVE VICE PRESIDENT, FOOTBALL OPERATIONS

YEAR IN NFL: 13TH ▶ YEAR WITH THE BROWNS: 5TH



Sashi Brown was named executive vice president, football operations of the Cleveland Browns on January 3, 2016. Brown, who leads Cleveland's football operations, is responsible for implementing the football team's short- and long-term visions and strategies, oversight of scouting functions and management of the roster and salary cap. Brown is in his 13th NFL season. He previously served as Cleveland's executive vice president/general counsel for three seasons (2013-15), when he served the franchise in both football and business capacities.

While overseeing Cleveland's roster and salary cap, Brown also works closely with Chief Strategy Officer Paul DePodesta, Head Coach Hue Jackson and Vice Presidents of Player Personnel Andrew Berry and Ken Kavash.

Since assuming his current role, Brown worked alongside Dee and Jimmy Haslam to recruit and hire Head Coach Hue Jackson. Under Brown's leadership, Cleveland added 10 players during the 2017 NFL Draft, including three first round picks. In 2016, the Browns bolstered their roster with 14 selections - the most among all teams and the most by the Browns since 1979. The Browns have also acquired significant resources to continue to improve the team in future years with an additional first-round pick and two extra second-round picks in 2018.

This past offseason, Brown directed the team's efforts to retain several core players, including OL Joel Bitonio, LB Jamie Collins Sr. and LB Christian Kirksey, as well as adding veteran talent through free agency with the signings of WR Kenny Britt, OL JC Tretter and OL Kevin Zeitler.

Prior to being elevated to his current role, Brown directed Cleveland's football administration function, including management of the salary cap, negotiations of player contracts and various strategic initiatives. He also led negotiations to extend Pro Bowl DB Joe Haden and played a key role in acquiring free agents.

On the business side, Brown's duties included contract negotiation, government affairs, employment matters, insurance and risk management, licensing and intellectual property issues and litigation management. In his first two years with the club, Brown negotiated several notable deals, including the team's agreement with the City of Cleveland, facilitating a \$125 million renovation of FirstEnergy Stadium; a first-of-its kind broadcast rights agreement with radio partners CBS and ESPN/Good Karma Radio; cornerstone corporate partnerships with Anheuser Busch and Pepsi; and the club's agreement with University Hospitals to establish a world-class medical services program for Browns players.

Before joining Cleveland, Brown spent eight seasons (2005-2012) with the Jacksonville Jaguars. During his tenure with Jacksonville, Brown worked on both the football and business sides of the franchise's operations. He most recently served as senior vice president and general counsel.

Prior to his tenure at Jacksonville, Brown served as an attorney in the Business Transactions group of the Washington D.C.-based law firm, Wilmer, Cutler, Pickering, Hale and Dorr. In his private practice, Brown represented clients in a variety of transactions, including venture capital and private equity deals, financings and mergers and acquisitions.

Throughout his career, Brown has a long history of civic involvement. Since joining Cleveland, Brown has served on the boards of directors for the Cleveland Browns Foundation and Cleveland Development Advisors. He is also on the Board of Trustees of Hampton University.

In 2015, the Sports Business Journal named Brown to their "Forty Under 40" list. He joins Browns executive vice president/chief revenue officer Brent Stehlik (2013) as one of two members of the club's executive team to be named to the prestigious list.

Brown resides in Shaker Heights with his wife, Paige, and two sons, Robeson and Ellison, and daughter, Zora.



FRONT OFFICE

PAUL DePODESTA



CHIEF STRATEGY OFFICER

YEAR IN NFL: 2ND ▶ YEAR WITH THE BROWNS: 2ND

Paul DePodesta was named the Browns' Chief Strategy Officer on January 5, 2015. DePodesta came to Cleveland after spending 20 seasons in Major League Baseball. During his time in MLB, DePodesta was the only executive in the league to win divisional titles with five different organizations.

DePodesta is tasked with implementing systems and processes to strengthen the Browns organization and decision making. In this role, he works closely with EVP of Football Operations Sashi Brown, Head Coach Hue Jackson and members of the player development, high performance and analytics departments to maximize efforts.

DePodesta joined the Browns from the New York Mets, where he served as the vice president of player development and amateur scouting for five seasons (2011-15). In his time in New York, DePodesta was part of a front office that took the Mets from a 79-83 record and fourth-place divisional finish in 2010 to a Divisional title, National League Championship and World Series appearance in 2015.

Prior to the Mets, DePodesta spent five seasons (2006-10) with the San Diego Padres, first as a special assis-

tant for baseball operations and then executive vice president. Before San Diego, he served as the General Manager for the Los Angeles Dodgers from 2004-05. In his first season with the Dodgers, the team had its first playoff victory in 15 years.

Before his time as a general manager, DePodesta spent five years (1999-03) as the Assistant General Manager with the Oakland Athletics, where the A's won three Divisional titles and one wild card.

DePodesta began his MLB career as an intern in player development in 1996 for the Cleveland Indians before becoming the Major League advance scout for the 1997-98 seasons and later the special assistant to the GM.

He served as an intern for the Canadian Football League's Baltimore Stallions in 1995.

In 2003, DePodesta was recognized by Fortune on its "40 under 40" list as a top-10 innovator.

A native of Alexandria, Va., DePodesta graduated cum laude from Harvard in 1995. He played football and baseball for the Crimson.

BROWNS IN LONDON

The NFL selected the Cleveland Browns to host the Minnesota Vikings at Twickenham Stadium in Week 8 for one of league's 2017 London Games. The Browns-Vikings matchup is one of four regular season games scheduled in London next year, the most in league history, and Cleveland's first-ever regular season game outside of the United States. Including 2017 contests, the NFL will have held 21 games in the UK since 2007 with 27 of the league's 32 teams playing at least once in either London or Mexico during that time. Through the league's commitment to growing the game internationally, all 32 teams are expected to participate in the NFL's International Series. From 2007-2017, 12 different clubs will have hosted a game outside of the United States. Since the league first held multiple games in London in 2013, 22 teams have been scheduled for at least one game in London or Mexico, including all four AFC North clubs.

STAFF

PLAYERS

2017 SEASON

HISTORY

RECORDS

GAME DAY



DAVID JENKINS



EXECUTIVE VICE PRESIDENT-CHIEF FINANCIAL OFFICER

YEAR IN NFL: 14TH ▶ YEAR WITH THE BROWNS: 14TH

David Jenkins is in his 14th season with the Browns, third as executive vice president and fifth as chief financial officer. Jenkins oversees all finance-related components of the organization, including budgeting and strategic planning, financial reporting, audit and risk management. In 2016, Jenkins' responsibilities were expanded to oversee all stadium, business analytics, information technology, legal and operations efforts. He also oversees government relations, working closely with the City of Cleveland and City of Berea on club related matters.

Jenkins initially joined the Browns in October 2004 as a financial and business analyst. He has also served as the club's director of finance (2006), vice president of finance (2007-10) and senior vice president of finance & administration (2010-12). In 2007, he was the team's representative at the National Football League's management training program at Stanford University and was a participant in the Leadership Cleveland Class of 2009.

A Certified Public Accountant in the State of Ohio, Jenkins began his professional career at Arthur Andersen LLP, where he served as a senior auditor from 1997-2002. He also worked in business development and auditing at KPMG LLP, Proviti Inc. and STERIS Corporation prior to joining the Browns.

Jenkins is a member of the board of directors for the Cleveland Browns Foundation, the Downtown Cleveland Alliance, the Greater Cleveland Food Bank and Lakewood Catholic Academy, and previously served on the boards of the MetroHealth Foundation, Cuyahoga Community College Foundation, Achievement Centers for Children and the Berea Chamber of Commerce. He also previously served as an adjunct professor at his alma mater, Baldwin-Wallace University, where he taught a class on finance in the sports industry.

Jenkins earned his B.S. in Business Administration from Baldwin-Wallace in 1997. He now resides in Westlake with his wife, Ada, and sons, Tony and Sonny.

BROWNS YOUTH FOOTBALL ADVISOR CHUCK KYLE

In May 2016, the Browns named St. Ignatius Head Football Coach Chuck Kyle youth football advisor. The Browns have further incorporated the renowned coach's experience and expertise into the team's long-standing dedication to youth and high school football in Ohio. Kyle also remains on the St. Ignatius faculty and continues to lead the Wildcats football team and students.

In addition to coaching at many Browns youth and high school football clinics and leading multiple Moms Clinics at the team facility, Kyle serves as a member of the National USA Football Advisory Committee and USA Football Heads Up Football's inaugural class of Master Trainers. A member of the National Federation of State High School Association Hall of Fame Class of 2016, Kyle became head coach at St. Ignatius in 1983 and has led his alma mater to three national championships, an Ohio-best 11 state football championships and a state-record 22 consecutive playoff appearances from 1988-2009. He was USA Today's High School Coach of the year in 1989 and 1993 and was honored with Lifetime Achievement Awards from the Greater Cleveland Sports Commission and Ohio High School Football Coaches Association Hall of Fame.



FRONT OFFICE

BRENT STEHLIK



EXECUTIVE VICE PRESIDENT-CHIEF REVENUE OFFICER
YEAR IN NFL: 6TH ▶ YEAR WITH THE BROWNS: 5TH

Brent Stehlik is in his fifth year with the Cleveland Browns after joining the organization as executive vice president/chief revenue officer in January 2013. He currently oversees all aspects of revenue generation for the franchise, including ticket operations, sales and retention, suite and premium sales, corporate partnership sales and activation, concessions and merchandising and the booking of special events.

Under Stehlik's leadership, the Browns established organizational sales records for new season ticket, club seat and suite sales in three consecutive years and has surpassed revenue goals in every single season since he joined the team. The team implemented new premier club areas in 2015, as well as fully modernized all suites and existing clubs, during the final phase of FirstEnergy Stadium's two-year renovation project. Additionally, the Browns have expanded the team's corporate partnership efforts to now include more diverse categories and prominent new partners while continually strengthening relationships with long-term core partners.

In 2013, Stehlik was named a recipient of the prestigious Sports Business Journal "Forty Under 40" Award.

Prior to joining the Browns, Stehlik was senior vice president of business operations for the San Diego Padres (2010-12), where he managed all aspects of revenue generation and marketing. With Stehlik at the helm, the Padres saw dramatic growth in ticket, suite and corporate partnership sales that resulted in a number of milestones for the organization. During his first two seasons with the Padres, Stehlik also oversaw ballpark operations, as well as the acquisition of the Tucson Padres (Triple-A) in 2010.

Stehlik has held additional roles as director of business development for the Dallas Cowboys, vice president of ticket sales and service for the Arizona Diamondbacks, chief operating officer of the Frisco RoughRiders (MiLB/Texas League) and director of group sales for the Tampa Bay Lightning.

A native of Lakewood, Ohio, Stehlik graduated from the University of Mount Union in 1999 with a bachelor of arts degree in sport business and a double minor in business administration and computer information systems. He, his wife and four children currently reside in Westlake.

LARGEST COMEBACKS IN BROWNS HISTORY

Trailing 28-3 late in the second quarter at Tennessee (10/5/14), the Browns scored 26 unanswered points for a 29-28 win. The 25-point comeback was the largest by a road team in NFL history and tied for the third largest all-time.

LARGEST COMEBACKS IN NFL HISTORY

Date	Game	Lead	Final Score
Dec. 7, 1980	San Francisco vs. New Orleans	28	38-35
Sept. 21, 1997	Buffalo vs. Indianapolis	26	37-35
Oct. 5, 2014	Cleveland at Tennessee	25	29-28
Nov. 8, 1987	St. Louis vs. Tampa Bay	25	31-28

LARGEST COMEBACKS IN BROWNS HISTORY

Date	Game	Lead	Final Score
Oct. 5, 2014	Cleveland at Tennessee	25	29-28
Dec. 4, 1966	Cleveland vs. N.Y. Giants	20	49-40
Oct. 27, 2002	Cleveland at N.Y. Jets	18	24-21

STAFF

PLAYERS

2017 SEASON

HISTORY

RECORDS

GAME DAY



CHRIS
COOPER



DIRECTOR OF FOOTBALL ADMINISTRATION

YEAR IN NFL: 10TH ▶ YEAR WITH THE BROWNS: 4TH

Chris Cooper is in his fourth season with the Browns as director of football administration and his 10th season in the NFL.

In his role, Cooper works closely with EVP Sashi Brown, as well as the coaching and player personnel departments, to reach and execute player contracts, manage the team's salary cap and oversee areas related to the Browns' relationship with the NFL and NFLPA.

Cooper has played a key role in the team's efforts to build its roster, including negotiating contracts with players and their representatives for rookies, free agents and members of the active roster. This past season, he was highly involved in the Browns' ability to reach long-term contracts with OL Joel Bitonio, LB Jamie Collins Sr. and LB Christian Kirksey, in addition to

the acquisition of WR Kenny Britt, OL JC Tretter and OL Kevin Zeitler.

Before joining the Browns, Cooper served six seasons with NFL headquarters in New York, where he aided the league's management council in a variety of capacities from 2008-14. He also spent time with the Minnesota Vikings as a law clerk in 2008.

A native of Sparta, N.J., Cooper received his bachelor's degree in sociology from Virginia before securing his JD degree from Brooklyn Law School.

He and his wife, Lindsay, currently live in Avon with their children, Brynn and Owen.

STAFF

PLAYERS

2017 SEASON

HISTORY

RECORDS

GAME DAY

NFL IMPORTANT DATES

Aug. 3, 2017	Hall of Fame Game, Canton, Ohio (Arizona Cardinals vs. Dallas Cowboys)
Aug. 9-13, 2017	First preseason weekend.
Sept. 2, 2017	Roster cut-down to maximum of 53 players on active list by 4 p.m. ET.
Sept. 7 & 10-11, 2017	Regular season opens
Sept. 26, 2017	Priority on multiple waiver claims is now based on the current season's standings.
Oct. 31, 2017	Trading deadline. All trading ends at 4 p.m. ET.
Jan. 6-7, 2018	Wild Card Playoff Games.
Jan. 13-14, 2018	Divisional Playoff Games.
Jan. 21, 2018	AFC and NFC Championship Games.
Jan. 28, 2018	Pro Bowl, Camping World Stadium, Orlando, Fla.
Feb. 4, 2018	Super Bowl LII, U.S. Bank Stadium, Minneapolis, Minn.



COACHING STAFF

HUE JACKSON

HEAD COACH

COLLEGE ▶ PACIFIC | HOMETOWN ▶ LOS ANGELES, CALIF.

YEAR AS NFL COACH: 17TH | YEAR WITH THE BROWNS: 2ND



STAFF

PLAYERS

2017 SEASON

HISTORY

RECORDS

GAME DAY

Hue Jackson was named the 16th full-time head coach in Cleveland Browns history by Dee and Jimmy Haslam on January 13, 2016. He has 30 years of coaching experience, including the last 16 in the NFL. He has spent 10 seasons coaching in the AFC North, during which time he helped his team advance to the post-season seven times. Jackson was head coach of the Oakland Raiders in 2011 and guided the team to an 8-8 record. He has also served as offensive coordinator in Washington (2003), Atlanta (2007), Oakland (2010) and Cincinnati (2014-15).

In his first year with Cleveland, he helped the Browns finish second in the NFL with a 4.89 rushing average, the team's best mark since 1966. Linebacker Christian Kirksey finished third in the NFL with 148 tackles, while left tackle Joe Thomas was selected to his 10th career Pro Bowl.

Jackson helped develop one of the youngest teams in NFL history. The Browns opened the 2016 season with 17 rookies on their 53-man roster, the most by an NFL team in a season opener since 2002. First-round pick wide receiver Corey Coleman was named NFL Rookie of the Week after a 104-yard, two touchdown performance in Week 2. Second-round pick defensive lineman Emmanuel Ogbah recorded a team-best 5.5 sacks, tied for the fourth-most by a Browns rookie. Third-round pick quarterback Cody Kessler registered the second-highest single-game passing yardage total by a Browns rookie with 336 in Week 6.

Prior to joining the Browns, Jackson spent the previous four seasons (2012-15) with the Cincinnati Bengals. During that time, he helped the Bengals to two division titles and a trip to the postseason all four years. In 2012, he served as secondary/assistant special teams coach before coaching the running backs in 2013. Jackson spent 2014-15 as offensive coordinator.

With Jackson as coordinator in 2015, the Bengals offense finished third in the AFC in yards per play (5.7) and points per game (26.2). He was voted by the Professional Football Writers of America (PFWA) as the

Co-Assistant Coach of the Year as quarterback Andy Dalton set a career high and franchise record with a 106.3 rating, which led the AFC and was second in the NFL. After losing Dalton to injury in Week 14, Jackson guided quarterback A.J. McCarron to a 2-1 record in the final three games of the season as the Bengals clinched the AFC North title. The Cincinnati running game produced two 700-yard rushers in Jeremy Hill (794) and Giovani Bernard (730) for the first time since 1988. Tight end Tyler Eifert experienced a breakout season after hauling in 13 touchdown receptions, the most by a Bengals tight end in franchise history and the most by a Cincinnati player since 2001. Wide receiver A.J. Green added 10 receiving touchdowns on 86 receptions for 1,297 yards. Eifert, Green and left tackle Andrew Whitworth were selected to the Pro Bowl.

In Jackson's first year as offensive coordinator for Cincinnati in 2014, the run game posted its highest yards per game average (134.1) since 2000. Dalton passed for 3,398 yards and Green totaled 1,041 receiving yards. Hill led all NFL rookies with 1,124 rushing yards, the second-most by a Bengals rookie in team history.



JACKSON continued

After spending the 2010 season as the Raiders' offensive coordinator, Jackson was promoted to head coach in 2011. Oakland finished the year 8-8 and tied for first in the AFC West but missed the postseason via tiebreaker. The 8-8 mark was the best record by any Raiders team since 2002. The Raiders finished ninth in the NFL in total offense (379.5 yards per game) and seventh in rushing offense (131.9).

Before joining the Raiders, Jackson spent two seasons (2008-09) as quarterbacks coach for Baltimore, helping the Ravens advance to the playoffs both years. He was vital in the development of Joe Flacco, who was named NFL Rookie of the Year in 2008 and became the first rookie quarterback to win two playoff games as the Ravens advanced to the AFC Championship game.

From 2004-06, Jackson served as the Bengals wide receivers coach, helping develop one of the best wide receiver tandems in NFL history with Chad Johnson and T.J. Houshmandzadeh. During that span, the two combined to average 173.3 catches, 2,363.3 receiving yards and 15 touchdowns per season. In 2005, Johnson led the AFC with 1,432 receiving yards. In 2006, Johnson and Houshmandzadeh became the first Bengals duo to each top 1,000 receiving yards in the same season.

Jackson gained his first fulltime NFL experience with Washington, where he served as the running backs coach from 2001-02, before being promoted to offensive coordinator in 2003. Under Jackson's tutelage, running back Stephen Davis led the NFC with 1,432 rushing yards in 2001.

Jackson spent 14 years coaching on the college level, going from a graduate assistant at Pacific all the way to offensive coordinator at Southern California. He spent four seasons (1997-2000) as USC's offensive coordinator, where he also helped to recruit and develop players, including quarterback Carson Palmer, who went on to win the Heisman Trophy and be selected No. 1 overall in the NFL draft.

He was a minority coaching fellowship intern with the Los Angeles Rams in 1990, Arizona Cardinals in 1992 and Washington Redskins in 1995. He also served as the running backs/wide receivers/special teams coach for the London Monarchs of the World League in 1991.

Born Oct. 22, 1965, Jackson was a quarterback at Pacific from 1985-86 and threw for 2,544 yards and 19 touchdowns. The Los Angeles native also lettered in basketball and earned his degree in physical education.

Jackson and his wife, Michelle, have three daughters, Jordyn, Baylee and Haydyn.

HUE JACKSON'S COACHING BACKGROUND

1987	University of Pacific, graduate assistant
1988	University of Pacific, wide receivers/special teams coach
1989	University of Pacific, running backs/special teams coach
1990-91	Cal State-Fullerton, running backs/special teams coach
1992-94	Arizona State, running backs coach
1995	Arizona State, quarterbacks coach
1996	University of California-Berkeley, offensive coordinator
1997-00	University of Southern California, offensive coordinator
2001-02	Washington Redskins, running backs coach
2003	Washington Redskins, offensive coordinator
2004-06	Cincinnati Bengals, wide receivers coach
2007	Atlanta Falcons, offensive coordinator
2008-09	Baltimore Ravens, quarterbacks coach
2010	Oakland Raiders, offensive coordinator
2011	Oakland Raiders, head coach
2012	Cincinnati Bengals, secondary/assistant special teams coach
2013	Cincinnati Bengals, running backs coach
2014-15	Cincinnati Bengals, offensive coordinator
2016-	Cleveland Browns, head coach



COACHING STAFF

GREGG WILLIAMS



DEFENSIVE COORDINATOR

COLLEGE ▶ TRUMAN STATE | HOMETOWN ▶ EXCELSIOR SPRINGS, MO.

YEAR AS NFL COACH: 27TH | YEAR WITH THE BROWNS: 1ST

SUPER BOWLS WON (ONE): SUPER BOWL XLIV



Gregg Williams was named the Browns defensive coordinator on Jan. 7, 2017. Williams has coached in the NFL for 26 years, including three as a head coach and 15 as a defensive coordinator. His defenses have finished in the top five in total defense five times, including the top defense in the NFL in 2000. Williams also oversaw a Saints defensive unit that won Super Bowl XLVI and a Titans defense that advanced to Super Bowl XXXIV.

Williams spent the past three seasons (2014-16) as the defensive coordinator for the St. Louis/Los Angeles Rams. In 2016, the Rams defense finished in the top 10 in the NFL in total defense and passing defense. During his three seasons with the Rams, the team recorded 281 tackles for a loss, the second-most in the NFL during that span.

Williams also helped oversee the development of 2014 first-round pick DT Aaron Donald. Donald was voted the NFL Defensive Rookie of the Year and was selected to the Pro Bowl all three seasons under Williams.

Prior to his time with the Rams, Williams served as senior assistant defensive coach in Tennessee in 2013 and helped the team make significant improvements in nearly every defensive category. The Titans improved in points per game (16th from 32nd), total defense (14th from 27th), pass defense (11th from 26th) and third down defense (7th from 21st).

Williams served as defensive coordinator in New Orleans from 2009-11. He helped the Saints advance to the postseason all three years, capture two division titles (2009 and 2011) and win Super Bowl XLIV. During his three seasons in New Orleans, the Saints posted a 37-11 regular season record, tied for the best in the NFL during that span. In 2010, the Saints allowed the fewest touchdown passes (13) in the league. In his first season with the Saints, he was in charge of a unit that recorded 35 defensive takeaways and returned seven for touchdowns.

He spent one season (2008) with Jacksonville as defensive coordinator/assistant head coach following four seasons (2004-07) as assistant head coach/defense with Washington. The Redskins had one of the NFL's top defenses over that span, allowing just 19.4 points per game and ranking sixth overall in defense during the four-season stretch. In 2005, the Redskins' defense was a key factor in the club making its first postseason appearance since 1999.

Prior to joining the Redskins, Williams spent three seasons (2001-03) as head coach of the Buffalo Bills, where the defense improved each season. The defense improved from 21st in the NFL in 2001 to 15th in 2002 to second in 2003.

Williams joined the NFL ranks in 1990 and spent 11 seasons with the Houston Oilers/Tennessee Titans working his way up from defensive quality control coach (1990-92) to defensive coordinator (1997-00). He also served as special teams coach (1993) and linebackers coach (1994-96). In 1999, he helped the Titans advance to Super Bowl XXXIV. In 2000, Tennessee led the NFL in total defense for the first time in franchise history and allowed 191 points, the third-fewest in league history since the adoption of a 16-game schedule in 1978. The Titans also set club records for sacks (55), fewest passing yards allowed (2,424) and fewest touchdowns allowed (17).

Prior to arriving in the NFL, Williams was a graduate assistant at the University of Houston from 1988-89. From 1984-87, Williams was the head coach at Belton (Mo.) High School after opening his coaching career at his alma mater Excelsior Springs (Mo.) High School.

Williams graduated from Truman State University, where he played quarterback and also played baseball. He later earned a master's degree from Central Missouri.

STAFF

PLAYERS

2017 SEASON

HISTORY

RECORDS

GAME DAY



G. WILLIAMS continued

Williams is passionate about giving back to the youth. Since 2004, Williams has helped raise almost \$2 million for Excelsior Springs young people through the Gregg Williams Foundation. The money raised annually provides two scholarships for Excelsior Springs High School graduates and funds both school and local youth athletics. For more information, visit www.gregwilliamsfoundation.org.

In January of 2016, Williams was inducted into the Missouri Sports Hall of Fame. The induction celebrated his decorated NFL coaching career, as well his unwavering commitment to his home state of Missouri and the mentorship of young men.

— GREGG WILLIAMS' COACHING BACKGROUND —

1980-83	Excelsior Springs High School (Mo.), assistant coach
1984-87	Belton High School (Mo.), head coach
1988-89	University of Houston, graduate assistant coach
1990-92	Houston Oilers, defensive quality control coach
1993	Houston Oilers, special teams coach
1994-96	Houston Oilers, linebackers coach
1997-02	Houston Oilers/Tennessee Titans, defensive coordinator
2001-03	Buffalo Bills, head coach
2004-07	Washington Redskins, assistant head coach/defense
2008	Jacksonville Jaguars, defensive coordinator
2009-11	New Orleans Saints, defensive coordinator
2013	Tennessee Titans, senior assistant/defense
2014-16	St. Louis/Los Angeles Rams, defensive coordinator
2017-	Cleveland Browns, defensive coordinator

THE GREGG WILLIAMS FOUNDATION

In 2004, Gregg Williams established the "Gregg Williams Foundation" to support young people in his hometown of Excelsior Springs, Mo. Since its creation, Williams' foundation has raised almost \$2 million to aid youth and local organizations in an effort to bolster the 11,000-person community, located approximately 30 miles outside of Kansas City.

"The Foundation means an awful lot to me because I was a kid that wasn't supposed to get out of that hometown. I'm a kid that somebody wrapped their arms around. I have a great family that still lives there in the community, that have returned into the community, brothers, sisters, sisters-in-laws, aunts, uncles, cousins, everybody," Williams shared with ClevelandBrowns.com. "People helped me along the way and so it is important for those young kids in that town to know anything they want to do, they ought to be able to do if they want to work hard enough. We're going to provide funding, we're going to provide education and we're going to provide anything that these kids want to become as long as they're willing to work hard."



COACHING STAFF

CHRIS TABOR

SPECIAL TEAMS COORDINATOR

COLLEGE ▶ **BENEDICTINE COLLEGE** | HOMETOWN ▶ **ST. JOSEPH, MO.**

YEAR AS NFL COACH: 10TH | YEAR WITH THE BROWNS: 7TH



STAFF

PLAYERS

2017 SEASON

HISTORY

RECORDS

GAME DAY

Chris Tabor was named Browns special teams coordinator on Jan. 25, 2011. Tabor, pronounced TAY-ber, has 24 years of coaching experience between the high school, collegiate and professional levels.

Since Tabor's arrival in 2011, the Browns are second in the NFL in punt return average (10.6), fourth in kickoff return average against (21.7), eighth in total kick return yards (7,963), tied for eighth in punt return touchdowns (four) and ninth in total return yards allowed (6,674).

The Browns are the only team to have earned at least one AFC Special Teams Player of the Week award each season since 2011. In total, the Browns have won seven AFC Special Teams Player of the Week awards from 2011-16.

During his six seasons with the Browns, Tabor has helped numerous players set NFL and franchise records. Last season, punter Britton Colquitt set a Browns net punting average record with 40.3. Tabor's punters rank first (Colquitt), second (Andy Lee 40.1 in 2015) and fourth (Spencer Lanning 39.2 in 2014) in the team record book.

In 2015, kicker Travis Coons set an NFL record with 18 consecutive field goals to start his career. Andy Lee set a franchise record in punt average (46.71) and punt returner Travis Benjamin finished third in the league in punt return average (11.6). As a team, the special teams unit finished fourth in the NFL in punt return average (11.2), fifth in kickoff return yards (1,041) and fifth in total kick return yards (1,366).

In 2014, the special teams unit finished second in the NFL in opposing field position on kickoffs, including 16 stops inside the 20. The Browns turned away four kicks (two punts and two field goals) and finished eighth in the NFL in punt coverage. The Browns also registered their first blocked punt since 2003, which resulted in a safety and helped lift the team to a record-setting comeback at Tennessee on Oct. 5.

In 2013, Tabor helped kicker Billy Cundiff set a franchise record with 62 touchbacks on kickoffs. In addition, Travis Benjamin set a team record with 179 punt-return yards against Buffalo on Oct. 3.

In 2012, kicker Phil Dawson and returner Joshua Cribbs were both selected to the Pro Bowl, marking just the second time in team history that two specialists made the annual all-star game in the same year (2008, Cribbs and long snapper Ryan Pontbriand). The Pro Bowl selection was the first of Dawson's 14-year career. His 93.5 (29 of 31) field goal percentage clip led the AFC and was a career best. Dawson's seven field goals from 50 yards or longer tied for the second-most in the NFL in 2012. Cribbs finished fourth in the NFL in kickoff return average (27.4) and sixth in punt-return average (12.0). In addition, Johnson Bademosi led all rookies and finished tied for third in the NFL with 18 special-teams tackles en route to being named the PFW/PFWA All-Rookie special teams player.

As a team, the Browns led the NFL with nine punt returns of 20 yards or longer in 2012, including rookie Travis Benjamin's team record 93-yard return against Kansas City (12/9/12). The Browns also led the league in opponents' average starting position after kickoffs (19.9) and were second in the NFL in opponents' kickoff return average (19.8).

In Tabor's first season as special teams coordinator, the Browns finished second in the league with an average starting position of 24.5 after kickoffs. Dawson converted on seven field goals of 50 yards or longer, which tied for the most in the NFL in 2011. Punter Brad Maynard tied the Browns' single-season record with 32 punts inside the 20. Cribbs finished sixth in the league in punt return average (11.4) and 12th in kickoff return average (25.0).

Prior to joining the Browns, Tabor spent three seasons (2008-10) as assistant special teams coach with Chicago. During Tabor's tenure with the Bears, Chicago consistently ranked among the league leaders in numer-



TABOR continued

ous departments. The Bears ranked in the top five in no less than nine different special teams categories combined over that three-year period. Chicago led the NFL in total return yards (6,570) and kickoff return yards (5,415), posted the second-best kickoff return average (25.1), ranked third in punt return defense (7.1) and produced the fifth-best punt return average (10.4). The Bears also registered six total kick returns for touchdowns in that time, which tied for second-most in the league.

Also during Tabor's stint in Chicago, the Bears tied for fifth in the league in punts inside the 20-yard line (90) and tied for seventh in field goal percentage (86.2). From 2008-10, Chicago was one of only six teams in the NFL to allow one or fewer kick return touchdowns as that total tied for second in the league over that three-year span.

Tabor also helped shape some of the NFL's top return specialists. In 2008, Danieal Manning led the NFL in kickoff return average (29.7). In 2009, Johnny Knox finished second in the league in kickoff return average (29.0) and earned a Pro Bowl selection as a kick returner. In 2010, Devin Hester led the NFL in punt return average (17.1) and punt return touchdowns (3) en route to earning a Pro Bowl nod as a kick returner.

In 2010, the Bears ranked first in the league in punt return average (17.1), second in kickoff return average (25.4), second in average drive start after kickoffs (31.5) and ninth in punt return defense (7.8). The Bears'

special teams unit also ranked fourth in the NFL, based on a composite formula devised by Rick Gosselin of the Dallas Morning News.

Prior to Chicago, Tabor spent two seasons at Western Michigan University (2006-07) as the running backs and special teams coach. He also spent four seasons at Utah State University, where he was the running backs and special teams coach in 2005 after being the Aggies' assistant head coach in charge of wide receivers from 2002-04.

Tabor coached at Central Methodist College (1995-96) in Fayette, Mo., before spending four seasons at the University of Missouri. He spent his first three years with the Tigers as an offensive graduate assistant (1997-99) before moving into the role of running backs and special teams coach in 2000. He was also the head coach at Culver-Stockton College in Canton, Mo., in 2001.

From 1993-1994, Tabor built experience at the community college and high school levels, coaching at Hutchinson (Kansas) Community College (1994) and Benton High School (1993) in St. Joseph, Mo.

Tabor graduated from Benedictine College in Atchison, Kansas, where he played four seasons at quarterback. He earned a master's degree in education from Columbia (Mo.) College.

He and his wife, Nikki, have two daughters, Paityn and Lainey.

CHRIS TABOR'S COACHING BACKGROUND

1997-99	University of Missouri, offensive graduate assistant coach
2000	University of Missouri, running backs and special teams coach
2001	Culver-Stockton College, head coach
2002-04	Utah State University, assistant head coach/wide receivers
2005	Utah State University, running backs and special teams coach
2006-07	Western Michigan University, running backs and special teams coach
2008-10	Chicago Bears, assistant special teams coach
2011-	Cleveland Browns, special teams coordinator



COACHING STAFF

KIRBY WILSON



RUNNING BACKS COACH/RUN GAME COORDINATOR

COLLEGE ▶ ILLINOIS | HOMETOWN ▶ LOS ANGELES, CALIF.

YEAR AS NFL COACH: 20TH | YEAR WITH THE BROWNS: 2ND

SUPER BOWLS WON (TWO): SUPER BOWL XXXVII & XLIII



Kirby Wilson was named the Browns running backs coach/run game coordinator on Jan. 22, 2016. He has 19 years of experience coaching running backs in the NFL, during which time he has coached five running backs who rank in the top 25 for career rushing yards (Emmitt Smith #1, Curtis Martin #4, Edgerrin James #12, Adrian Peterson #16 and Thomas Jones #25) and two of the top four all-time reception leaders among running backs (Larry Centers #1 and Keith Byers #4).

Wilson has helped seven different running backs break the 1,000-yard plateau a total of eight times. He has mentored four players to the Pro Bowl and has been to the playoffs with four different franchises, highlighted by the 2002 Buccaneers and 2008 Steelers Super Bowl victories. Wilson's teams have won six division titles and advanced to the postseason eight times.

In Wilson's first season in Cleveland, the Browns finished second in the NFL with a 4.89 rushing average. The average was the seventh-best in team history and the team's best mark since 1966. The Browns eclipsed 160 rushing yards in five games, including a season-high 231 yards in the finale at Pittsburgh, their fourth-most in a game since 1999.

Isaiah Crowell finished the year with a career-high 952 rushing yards, the most by a Brown since 2010. He rushed for a career-high 152 yards at Pittsburgh and was voted FedEx Ground NFL Player of the Week for Week 17. Crowell also had the longest run in the NFL in 2016 season, an 85-yard touchdown run against the Ravens on Sept. 18, the second-longest in Browns history. In addition, Duke Johnson Jr. finished with 514 receiving yards and became the first Browns running back to record 500 receiving yards in each of his first two NFL seasons.

Wilson spent two seasons (2014-15) with the Minnesota Vikings, where he helped Adrian Peterson capture the NFL rushing title with 1,485 yards in 2015. With Peterson missing the final 15 games in 2014, Wilson helped Matt Asiata record nine rushing touchdowns,

tied for third-most in the NFL, after totaling only three rushing scores his first three seasons in the league.

Prior to Minnesota, Wilson served as Pittsburgh's running backs coach for seven seasons. In 2013, rookie Le'Veon Bell missed the first three games of the season and still broke the Steelers rookie record for most yards from scrimmage (1,259). During the 2009-10 seasons, Wilson coached Rashard Mendenhall to back-to-back 1,000-yard campaigns. In his first season with the Steelers, Wilson helped Willie Parker lead the NFL in rushing yards (1,316) through Week 16 before missing the final game of the season due to a leg injury.

Prior to joining the Steelers, Wilson coached the running backs in Arizona (2004-06) and Tampa Bay (2002-03). In 2004, Cardinals running back Edgerrin James finished fourth in the NFL in rushing yards with 1,548 and earned Pro Bowl honors in 2004 and 2005. In his first season with the Buccaneers, Wilson led a trio of backs to collectively gain more than 1,400 rushing yards en route to helping the Buccaneers to a victory in Super Bowl XXXVII. Buccaneers fullback Mike Alstott earned Pro Bowl accolades in 2002 after rushing for 548 yards and five touchdowns.

Wilson spent the 2001 season in the collegiate ranks serving as the wide receivers coach under Pete Carroll at Southern California.

Prior to USC, Wilson coached the running backs in Washington (2000) and New England (1997-99), where he worked with a trio of 1,000-yard rushers (Stephen Davis in 2000, Robert Edwards in 1998 and Curtis Martin in 1997). In 2000, Redskins fullback Larry Centers led the team in receptions (80).

Wilson previously spent nine seasons coaching on the college level where he had stops at Iowa State (1995-96), Wyoming (1993-94), Southern Illinois (1991-92), Los Angeles Southwest Community College (1989-90) and Pasadena Community College (1985). Under Wilson's guidance at Iowa State, running back Troy Davis earned All-American honors after becoming the first

STAFF

PLAYERS

2017 SEASON

HISTORY

RECORDS

GAME DAY



WILSON continued

and only player in NCAA history to have back-to-back 2,000-yard rushing seasons.

Wilson played collegiately as a running back and wide receiver at Pasadena Community College (1979-80) and Illinois (1981-82). He played two seasons in the Canadian Football League as a defensive back and

kick returner for the Winnipeg Blue Bombers (1983) and Toronto Argonauts (1984).

Born in Los Angeles, Calif., Wilson earned his degree from Eastern Illinois in 1989.

Wilson has five children, Kris, Michael, Tyler, Malia and Savanna.

KIRBY WILSON'S COACHING BACKGROUND

1985	Pasadena Community College, wide receivers coach
1986-90	Los Angeles Southwest Community College, quarterbacks/running backs coach
1991	Southern Illinois University, linebackers coach
1992	Southern Illinois University, passing game coordinator
1993-94	University of Wyoming, secondary coach
1995-96	Iowa State University, running backs coach
1997-99	New England Patriots, running backs coach
2000	Washington Redskins, running backs coach
2001	University of Southern California, wide receivers coach
2002-03	Tampa Bay Buccaneers, running backs coach
2004-06	Arizona Cardinals, running backs coach
2007-13	Pittsburgh Steelers, running backs coach
2014-15	Minnesota Vikings, running backs coach
2016-	Cleveland Browns, running backs coach/run game coordinator

WILSON'S WORK

Kirby Wilson has worked with five running backs who rank in the top 25 for career rushing yards (Emmitt Smith #1, Curtis Martin #4, Edgerrin James #12, Adrian Peterson #16 and Thomas Jones #25) and two of the top four all-time reception leaders among running backs (Larry Centers #1 and Keith Byers #4). Wilson has helped seven different running backs break the 1,000-yard plateau and four players reach the Pro Bowl.

WILSON'S NFL 1,000-YARD RUSHERS

Player	Team	Year	Yards
Curtis Martin	New England Patriots	1997	1,160
Robert Edwards	New England	1998	1,115
Stephen Davis	Washington Redskins	2000	1,318
Edgerrin James	Arizona Cardinals	2006	1,159
Willie Parker	Pittsburgh Steelers	2007	1,316
Rashard Mendenhall	Pittsburgh Steelers	2009	1,108
Rashard Mendenhall	Pittsburgh Steelers	2010	1,273
Adrian Peterson	Minnesota Vikings	2015	1,485*

*Led the NFL

WILSON'S PRO BOWL SELECTIONS

Player	Team	Pro Bowl
Stephen Davis	Washington Redskins	2000
Mike Alstott	Tampa Bay Buccaneers	2002
Willie Parker	Pittsburgh Steelers	2007
Adrian Peterson	Minnesota Vikings	2016



COACHING STAFF

ADAM BEARD

DIRECTOR OF HIGH PERFORMANCE

COLLEGE ▶ EDITH COWAN UNIVERSITY | HOMETOWN ▶ SYDNEY, AUSTRALIA

YEAR AS NFL COACH: 3RD | YEAR WITH THE BROWNS: 3RD



Adam Beard enters his third year with the Browns as the team's director of high performance. Beard oversees all strength and conditioning efforts for the team, as well as the sports science and nutrition initiatives.

Before joining the Browns in 2015, Beard obtained a wealth of experience overseas working with many Olympic, world champion and professional sporting organizations. He most recently served as the head of physical performance for the Welsh Rugby Union from 2009-14 where he oversaw player performance plans from four professional Welsh Rugby franchises and several overseas franchise teams.

From 2012-13, he was also appointed the head of fitness for the British and Irish Lions rugby squad in which he partnered with Microsoft to develop an innovative monitoring technology that specialized in tracking player wellness and performance. He has also served on the board of the United Kingdom Strength & Conditioning Association as the director of quality assurance and was instrumental in the development of the current Accredited Strength and Conditioning Coach accreditation, as well as designing the English

Institute of Sport, Aspire Academy of Sports and Welsh Rugby Unions Physical Quality and Strength Diagnostics testing manuals.

Beard spent nine years as a strength and conditioning coach at the Western Australian Institute of Sport (2000-02), Fremantle Dockers FC (2000-02), Australian Institute of Sport (2002-03), English Institute of Sport (2003-05), Great Britain Athletics Team during the 2004 Summer Olympics in Athens, and Aspire Academy of Sports Excellence (2005-09). Over that period, he was recognized internationally and received the Coach of the Year Awards from the National Strength & Conditioning Association in 2009 and the United Kingdom Strength & Conditioning Association in 2013.

Beard graduated with a master's of sports science degree, biomechanics from Edith Cowan University in Joondalup, Western Australia, and is currently completing a PhD at the Université de Lausanne in Lausanne, Switzerland specializing in hypoxic exercise physiology.

A native of Sydney, Australia, he and his wife, Dearne, have two sons, Aston and Jensen.


ADAM BEARD'S COACHING BACKGROUND

2000-02	Western Australian Institute of Sport, strength and conditioning coach
2000-02	Fremantle Dockers FC, strength and conditioning coach
2002-03	Australian Institute of Sport, strength and conditioning coach
2003-05	English Institute of Sport, strength and conditioning coach
2004	Great Britain Athletics Team (Athens Olympics), strength & conditioning coach
2005-09	Aspire Academy of Sports Excellence, strength and conditioning coach
2012-13	British and Irish Lions Rugby, head of fitness
2009-14	Welsh Rugby Union, head of physical performance
2015-	Cleveland Browns, director of high performance



COACHING STAFF

JOSH CHRISTOVICH



STRENGTH AND CONDITIONING ASSISTANT

COLLEGE ▶ **JAMES MADISON** | HOMETOWN ▶ **WOODBIDGE, VA.**

YEAR AS NFL COACH: 2ND | YEAR WITH THE BROWNS: 2ND

Josh Christovich enters his first full-time season with the Browns, after working on the staff in 2016 as a strength and conditioning intern. He currently serves the staff as an assistant strength and conditioning coach.

Christovich came to Cleveland after working as a professional strength and conditioning intern at North Carolina State University from 2015-16. Prior to his time with the Wolfpack, he worked towards his master's degree at East Tennessee State University

while serving as an assistant strength and conditioning coach/internship coordinator from 2013-15. He started his career at James Madison University, his alma mater, as a strength and conditioning intern from 2010-13

A native of Woodbridge, Va., Christovich graduated from James Madison with a bachelor's degree in kinesiology with a concentration in exercise science. He also went on to earn his master's in exercise physiology and sport performance from East Tennessee State.

JOSH CHRISTOVICH'S COACHING BACKGROUND

2010-13	James Madison University, strength and conditioning intern
2013-15	East Tennessee State University, assistant strength and conditioning coach/intern coordinator
2015-16	North Carolina State University, professional strength and conditioning intern
2016	Cleveland Browns, strength and conditioning intern
2017-	Cleveland Browns, strength and conditioning assistant

CHAMPIONSHIP PEDIGREE

The Browns began to make history early in their existence, as they appeared in a league championship game in each of their first 10 years. This included their first four seasons in the All-America Football Conference (1946-49) and their first six in the NFL (1950-55). This streak of 10 straight appearances is tied for the most among the major professional sports leagues (NFL, NBA, MLB, NHL).

Team	League	Seasons	Years
Cleveland Browns	AAFC/NFL	10	1946-55
Boston Celtics	NBA	10	1956-65
Montreal Canadiens	NHL	10	1950-59

STAFF

PLAYERS

2017 SEASON

HISTORY

RECORDS

GAME DAY



COACHING STAFF

KEN DELGADO

ASSISTANT DEFENSIVE LINE COACH

COLLEGE ▸ **KANSAS STATE** | HOMETOWN ▸ **SAN JOSE, CALIF.**

YEAR AS NFL COACH: 2ND | YEAR WITH THE BROWNS: 2ND



Ken Delgado was named assistant defensive line coach on Feb. 8, 2016. Prior to joining the Browns, he spent 30 years coaching on the college level, where he helped his teams to 15 postseason bowl games and developed a number of future NFL players.

Last season Delgado worked with second-round pick Emmanuel Ogbah, who recorded a team-best 5.5 sacks, tied for the fourth-most by a Browns rookie. In addition, Danny Shelton finished second among all NFL NTs with 59 tackles.

Delgado spent two seasons (2014-15) as the defensive ends coach at Western Kentucky. In 2015, the Hilltoppers went 12-2 and finished No. 24 in the final Associated Press poll. Delgado helped WKU to bowl games both seasons and, in 2014, Derik Overstreet was named Bahamas Bowl defensive MVP.

Delgado spent four seasons (2010-13) as the defensive line coach at Eastern Michigan. In 2012, he worked with Andy Mulumba, who was the second overall pick in the 2013 Canadian Football League Draft and later signed with the Green Bay Packers.

Prior to EMU, Delgado spent two seasons (2008-09) as defensive line coach at Louisville. He worked with Adrian Grady, who signed with the Indianapolis Colts.

Delgado was the defensive line coach at California from 2002-07. In 2004, Cal finished second in the country after allowing 82.5 rushing yards per game. Ryan Riddle set a school record with 14.5 sacks in

2004. Two of Delgado's products, Brandon Mebane (Seattle) and Tully Banta-Cain (New England), went on to win the Super Bowl. Delgado also recruited future NFL Pro Bowler DeSean Jackson to Berkeley.

Prior to joining the staff at Cal, Delgado worked eight years (1994-01) at San Diego State. He served as the defensive line coach from 1994-99 before being promoted to defensive coordinator from 2000-01. He helped develop Kabeer Gbaja-Biamila, who became the Aztecs' sack leader and later the Green Bay Packers' career sack leader. Delgado also worked with 1998 WAC Freshman of the Year Jerome Haywood and La'Roi Glover, who went on to earn six Pro Bowl selections and led the NFL in sacks in 2000.

Delgado coached one season (1993) at Utah, where he coached future first-round pick Luther Elliss, prior to spending seven seasons (1986-92) at San Jose State. He coached the defensive line from 1988-92 and served as a graduate assistant from 1986-87. In 1990, the Spartan defense ranked third nationally in rushing defense and 13th in total defense.

Delgado earned a bachelor's degree in business management from San Jose State, where he played two seasons for the Spartans. He was also a Junior College All-American and a first-team all-state performer at Chabot College.

A native of San Jose, Delgado is married to Christina. He has three children, David, Virginia and Najah.

KEN DELGADO'S COACHING BACKGROUND

1986-87	San Jose State University, graduate assistant coach
1988-92	San Jose State University, defensive line coach
1993	University of Utah, defensive line coach
1994-99	San Diego State University, defensive line coach
2000-01	San Diego State University, defensive coordinator/defensive line coach
2002-07	University of California-Berkeley, defensive line coach
2008-09	University of Louisville, defensive line coach
2010-13	Eastern Michigan University, defensive line coach
2014-15	Western Kentucky University, defensive ends coach
2016-	Cleveland Browns, assistant defensive line coach



STAFF

PLAYERS

2017 SEASON

HISTORY

RECORDS

GAME DAY

COACHING STAFF

MARK HUTSON



ASSISTANT OFFENSIVE LINE COACH

COLLEGE ▸ OKLAHOMA | HOMETOWN ▸ FORK SMITH, ARK.

YEAR AS NFL COACH: 5TH | YEAR WITH THE BROWNS: 2ND

Mark Hutson was named assistant offensive line coach on Jan. 22, 2016. He has 27 years of coaching experience on the college and professional levels.

During his first season with the Browns, Hutson assisted an offensive line that helped the Browns finish second in the NFL with a 4.89 rushing average. The average was the seventh-best in team history and the team's best mark since 1966. In addition, left tackle Joe Thomas became the fifth player in NFL history to be selected to the Pro Bowl in each of his first 10 seasons.

Prior to joining the Browns, Hutson spent the 2015 season as associate head coach and offensive line coach at Eastern Illinois University, where he previously coached for four seasons (2003-06). He served as the Panthers interim head coach in 2006, where he led EIU to an Ohio Valley Conference Championship and NCAA FCS playoff appearance. During his tenure at Eastern Illinois, the team captured two OVC titles and made the playoffs twice.

Hutson coached the tight ends for the Oakland Raiders for three seasons (2012-14) after spending five years coaching at Tulane (2007-11), including taking over as interim head coach in 2011. During his first season with the Green Wave, Hutson's offensive line

paved the way for running back Matt Forte, who rushed for a school-record 2,127 yards, the seventh-highest figure in NCAA history. Tulane recorded 26 rushing scores, tied for the second-most in school history, and 2,412 total yards, the second-highest total in school annals.

After beginning his coaching career as a graduate assistant at Oklahoma in 1990, Hutson had coaching stints at Arkansas (1992, 1998-99), Murray State (1993-96), Boise State (1997) and Tulsa (2000-02). He helped Murray State capture back-to-back OVC championships. At Tulsa, he worked with Kevin Shaffer, who was selected in the 2002 NFL Draft.

A two-time All-America lineman at Oklahoma (1986-87), Hutson was a team captain and member of the Sooners' 1985 National Championship team. He was named to the Oklahoma All-Century Team and named one of the top 100 players in program history. He was a three-time All-Big Eight selection and capped his career with an appearance in the 1988 Hula Bowl All-Star game in Hawaii.

The Fort Smith, Ark. native was a third-round draft choice of the Dallas Cowboys in 1988. He returned to Oklahoma and completed his bachelor's degree in communication in 1990.

Hutson and his wife, Sherri, have two sons, Ethan and Dillion.

MARK HUTSON'S COACHING BACKGROUND

1990-91	University of Oklahoma, graduate assistant
1992	University of Arkansas, graduate assistant
1993-96	Murray State University, special teams coordinator/tight ends coach
1997	Boise State University, special teams coordinator/tight ends coach
1998-99	University of Arkansas, special teams coordinator/tight ends coach
2000-02	University of Tulsa, offensive line coach
2003-04	Eastern Illinois University, offensive line coach
2005-06	Eastern Illinois University, assistant head coach/offensive coordinator/offensive line coach
2006	Eastern Illinois University, interim head coach
2007-10	Tulane University, offensive line coach
2011	Tulane University, interim head coach/co-offensive coordinator/offensive line coach
2012-14	Oakland Raiders, tight ends coach
2015	Eastern Illinois University, associate head coach/offensive line coach
2016-	Cleveland Browns, assistant offensive line coach



STAFF

PLAYERS

2017 SEASON

HISTORY

RECORDS

GAME DAY

COACHING STAFF

JEROD KRUSE



ASSISTANT DEFENSIVE BACKS/SAFETIES COACH

COLLEGE ▶ EMPORIA STATE | HOMETOWN ▶ MARYSVILLE, KAN.

YEAR AS NFL COACH: 1ST | YEAR WITH THE BROWNS: 1ST

Jerod Kruse was named assistant defensive backs/safeties coach on Jan. 19, 2017. He brings 16 years of coaching experience to the staff.

In 2016, Kruse served as the defensive coordinator for Lee's Summit West (Mo.) High School after 15 years of coaching on the college level. In 2015, Kruse worked as the associate head coach and special teams coordinator at Southeastern Louisiana University. He also worked with defensive backs in his time with the Lions, helping the defense rank second in scoring in the Southland Conference.

Prior to Southeastern Louisiana, Kruse served as head coach at William Jewell College from 2010-14, when he was named Great Lakes Valley Conference Coach of the Year in 2014, while overseeing the development

of a school-record 11 all-conference selections. Kruse served as defensive coordinator in his first two seasons at William Jewell from 2008-09, before taking over as head coach while continuing to call defensive plays for three seasons until 2012.

Prior to William Jewell, he coached the secondary at Baker University in 2007 and at his alma mater of Emporia State from 2001-06. Kruse also worked with Browns defensive coordinator Gregg Williams as a guest coach in the summers from 2008-11 with the Saints and 2012-15 with the Rams.

Kruse earned his bachelor's degree in social science and his master's degree in physical education from Emporia State. He and his wife, Kristin, have a son, Cameron, and a daughter, Marin.

JEROD KRUSE'S COACHING BACKGROUND

2001-06	Emporia State, secondary coordinator
2007	Baker University, secondary coordinator
2008-09	William Jewell College, defensive coordinator
2010-12	William Jewell College, head coach/defensive coordinator
2013-14	William Jewell College, head coach
2015	Southeastern Louisiana, associate head coach - special teams
2016	Lee's Summit West High School, defensive coordinator
2017-	Cleveland Browns, assistant defensive backs coach

LARGEST HOME COMEBACKS IN TEAM HISTORY

The largest home comeback in Cleveland Browns history was completed on Sunday, Dec. 4, 1966 at Cleveland Municipal Stadium.

Hosting the New York Giants, the Browns overcame a 20-point deficit and outscored the Giants 35-9 in the second half en route to a 49-40 victory. Browns QB Frank Ryan led the offense by completing 16-of-27 passes for 326 yards with three touchdowns, while RB Leroy Kelly recorded 126 rushing yards on 13 carries and three rushing touchdowns. WR Gary Collins posted five receptions for 120 yards and one touchdown to lead all receivers.



COACHING STAFF

DAVID LEE



QUARTERBACKS COACH

COLLEGE ▶ VANDERBILT | HOMETOWN ▶ DEXTER, MO.

YEAR AS NFL COACH: 13TH | YEAR WITH THE BROWNS: 1ST

David Lee was named the Browns quarterbacks coach on Feb. 8, 2017. Lee has coached 42 years on the college level (30) and in the NFL (12), including 10 seasons as the quarterbacks coach with the Bills (2012, 2015-16), Jets (2013-14), Dolphins (2008-10) and Cowboys (2005-06).

In the NFL, Lee has helped eight quarterbacks surpass the 3,000 passing yard plateau nine times, including Tyrod Taylor (3,023 in 2016 and 3,025 in 2015), Geno Smith (3,046 in 2014), Ryan Fitzpatrick (3,400 in 2012), Chad Henne (3,301 in 2010), Chad Pennington (3,653 in 2008), Drew Bledsoe (3,639 in 2005), Vinny Testaverde (3,532 in 2004) and Quincy Carter (3,302 in 2003). In 2008 with the Jets, Lee helped Pennington earn AFC Comeback Player of the Year, while finishing runner up for NFL MVP to Peyton Manning.

Lee broke into the NFL as an offensive quality control coach with Dallas in 2003 and added quarterback responsibilities from 2005-06. He helped develop Tony Romo who went from an undrafted free agent in 2003 to a Pro Bowl selection in 2006.

Lee spent the past two seasons as the quarterbacks

coach in Buffalo, where he helped Tyrod Taylor become the first Bills quarterback to earn Pro Bowl honors (2015-16) since 2002. Taylor recorded the second-highest passer rating in Bills history (99.4) in 2015 and set a team record for rushing yards by a quarterback (580) in 2016. During his two years under Lee, Taylor ranked fifth in the league with an interception percentage of 1.5.

During his 30 years on the collegiate level, Lee served as head coach at the University of Texas El-Paso from 1989-93. He also had stops at Mississippi (2011, 1978-82), Arkansas (2007, 2001-02 and 1984-88), Rice (1994-00), New Mexico (1983), Vanderbilt (1977) and Tennessee-Martin (1975-76).

Lee was captain and quarterback at Vanderbilt and led the SEC in passing in 1974. He was voted the team's Most Valuable Player in 1974.

A native of Dexter, Mo. and Pensacola, Fla., Lee and his wife, Lynne, have four children.

DAVID LEE'S COACHING BACKGROUND

1975-76	University of Tennessee-Martin, quarterbacks/wide receivers/tight ends coach
1977	Vanderbilt University, quarterbacks coach
1978-82	University of Mississippi, quarterbacks coach
1983	University of New Mexico, offensive coordinator/quarterbacks coach
1984-87	University of Arkansas, quarterbacks/fullbacks coach
1988	University of Arkansas, offensive coordinator
1989-93	University of Texas El-Paso, head coach
1994-00	Rice University, offensive coordinator/quarterbacks coach
2001-02	University of Arkansas, quarterbacks coach
2003-04	Dallas Cowboys, offensive quality control coach
2005-06	Dallas Cowboys, quarterbacks coach
2007	University of Arkansas, offensive coordinator/quarterbacks coach
2008-10	Miami Dolphins, quarterbacks coach
2011	University of Mississippi, offensive coordinator/quarterbacks coach
2012	Buffalo Bills, quarterbacks coach
2013-14	New York Jets, quarterbacks coach
2015-16	Buffalo Bills, quarterbacks coach
2017-	Cleveland Browns, quarterbacks coach



COACHING STAFF

DENIS LOGAN



STRENGTH AND CONDITIONING ASSISTANT

COLLEGE ▶ **HOFSTRA** | HOMETOWN ▶ **ELMONT, N.Y.**

YEAR AS NFL COACH: 1ST | YEAR WITH THE BROWNS: 1ST

Denis Logan enters his first season with the Browns, serving as a strength and conditioning assistant.

Logan joined Cleveland after spending the past 10 years with EXOS, a performance institute in Frisco, Texas. With EXOS, Logan worked with various athletes training for multiple sports, including football, Olympic events and more, as the organization's director of performance for pro and elite sports. He oversaw the group's NFL Combine preparation, strength and NFL offseason development program.

Prior to his time with EXOS, Logan held internships with the Athlete Factory in Mobile, Ala., the National Strength and Conditioning Association in Colorado Springs, Colo., and Athletes' Performance in Tempe, Ariz.

A native of Elmont, N.Y., Logan received his bachelor's degree in communications at Hofstra University prior to earning a dual master's in sports medicine and health and fitness management at the United States Sports Academy.

Logan and his wife, Cindy, currently reside in Middleburg Heights and have three children – Rachael, Parker and Dylan.

DENIS LOGAN'S COACHING BACKGROUND

2008-17 EXOS performance institute, director of performance for pro/elite sports
2017- Cleveland Browns, strength and conditioning assistant

SALUTE TO SERVICE

In November, the NFL and the Browns continue their year-round commitment to local and national military appreciation as part of the league's "Salute to Service" initiative. The Salute to Service campaign aligns with an NFL tradition of supporting America's armed services, including a more than 45-year partnership with the USO that hosts overseas visits to troops and trips to military hospitals nationwide.

The USO of Northern Ohio is also a year-round community partner of the First and Ten volunteering campaign.



EVAN MARCUS

STRENGTH AND CONDITIONING ASSISTANT

COLLEGE ▶ ITHACA COLLEGE | HOMETOWN ▶ UNION, N.J.

YEAR AS NFL COACH: 11TH | YEAR WITH THE BROWNS: 2ND



Evan Marcus is in his second season with the Browns and 11th in the NFL.

Prior to Cleveland, Marcus spent two seasons as the head strength and conditioning coach for the Minnesota Vikings. Before the Vikings, Marcus oversaw strength and conditioning at the University of Virginia as the director of football training and player development from 2011-13. He also spent time at Virginia as the team's head strength and conditioning coach from 2003-06.

Prior to his second stint at Virginia, Marcus served as head strength and conditioning coach with the Miami Dolphins from 2008-10. He served in the same capacity with the Atlanta Falcons in 2007. Marcus got his start in the NFL working for the New Orleans Saints as an assistant strength and conditioning coach from 2000-02.

Before his time in the NFL, Marcus worked his way through the college ranks beginning at Arizona State from 1991-92. From there, he spent time at Rutgers (1993), Maryland (1994), Texas (1995-97) and Louisville (1998-99).

Marcus played football at Ithaca College, where he was a three-time letterman as an offensive lineman and started in the 1988 NCAA Division III National Championship. He graduated from Ithaca with a bachelor's degree in exercise science and earned his master's degree while coaching at Arizona State. A native of Union, N.J., he attended Cranford High School.

Marcus and his wife, Lori, have a son, Jake, and daughter, Anna.

EVAN MARCUS' COACHING BACKGROUND

1991-92	Arizona State University, assistant strength and conditioning coach
1993	Rutgers University, assistant strength and conditioning coach
1994	University of Maryland, assistant strength and conditioning coach
1995-97	University of Texas, assistant strength and conditioning coach
1998-99	University of Louisville, assistant strength and conditioning coach
2000-02	New Orleans Saints, assistant strength and conditioning coach
2003-06	University of Virginia, head strength and conditioning coach
2007	Atlanta Falcons, head strength and conditioning coach
2008-10	Miami Dolphins, head strength and conditioning coach
2011-13	University of Virginia, director of football training and player development
2014-15	Minnesota Vikings, head strength and conditioning coach
2016-	Cleveland Browns, strength and conditioning assistant



COACHING STAFF

SHAWN MENNENGA



SPECIAL TEAMS ASSISTANT

COLLEGE ▶ MISSOURI | HOMETOWN ▶ MELBOURNE, IOWA

YEAR AS NFL COACH: 7TH | YEAR WITH THE BROWNS: 7TH

STAFF

PLAYERS

2017 SEASON

HISTORY

RECORDS

GAME DAY

Shawn Mennenga, pronounced MEN-in-guh, enters his seventh season as Browns special teams assistant coach after being named to the position on Feb. 14, 2011.

Since Mennenga's and special teams coordinator Chris Tabor's arrival in 2011, the Browns are second in the NFL in punt return average (10.6), fourth in kickoff return average against (21.7), eighth in total kick return yards (7,963), tied for eighth in punt return touchdowns (four) and ninth in total return yards allowed (6,674).

The Browns are the only team to have earned at least one AFC Special Teams Player of the Week award each season since 2011. In total, the Browns have won seven AFC Special Teams Player of the Week awards from 2011-16.

During their six seasons with the Browns, Mennenga and Tabor have helped numerous players set NFL and franchise records. Last season, punter Britton Colquitt set a Browns net punting average record with 40.3. Their punters rank first (Colquitt), second (Andy Lee 40.1 in 2015) and fourth (Spencer Lanning 39.2 in 2014) in the team record book.

In 2015, kicker Travis Coons set an NFL record with 18 consecutive field goals to start his career. Andy Lee set a franchise record in punt average (46.71) and punt returner Travis Benjamin finished third in the league in punt return average (11.6). As a team, the special teams unit finished fourth in the NFL in punt return average (11.2), fifth in kickoff return yards (1,041) and fifth in total kick return yards (1,366).

In 2014, Mennenga assisted a special teams unit that finished second in the NFL in opposing field position on kickoffs, including 16 stops inside the 20. The

Browns turned away four kicks (two punts and two field goals) and finished eighth in the NFL in punt coverage. The Browns also registered their first blocked punt since 2003, which resulted in a safety and helped lift the team to a record-setting comeback at Tennessee on Oct. 5.

In 2013, kicker Billy Cundiff set a franchise record with 62 touchbacks on kickoffs. In addition, Travis Benjamin set a team record with 179 punt-return yards against Buffalo on Oct. 3.

In 2012, kicker Phil Dawson and returner Joshua Cribbs were both selected to the Pro Bowl, marking just the second time in team history that two specialists made the annual all-star game in the same year (2008, Cribbs and long snapper Ryan Pontbriand). The Pro Bowl selection was the first of Dawson's 14-year career. His 93.5 (29 of 31) field goal percentage clip led the AFC and was a career best. Dawson's seven field goals from 50 yards or longer tied for the second-most in the NFL in 2012. Cribbs finished fourth in the NFL in kickoff return average (27.4) and sixth in punt-return average (12.0). In addition, Johnson Bademosi led all rookies and finished tied for third in the NFL with 18 special-teams tackles en route to being named the PFW/PFWA All-Rookie special teams player.

As a team, the Browns led the NFL with nine punt returns of 20 yards or longer in 2012, including rookie Travis Benjamin's team record 93-yard return against Kansas City (12/9/12). The Browns also led the league in the league in opponents' average starting position after kickoffs (19.9) and were second in the NFL in opponents' kickoff return average (19.8).

Prior to joining the Browns, Mennenga spent the 2009-10 seasons as the linebackers coach at South Dakota State University. In 2009, the Jackrabbits' defense



MENNENGA continued

ranked in the top 20 nationally in four categories, including pass efficiency (4th - 99.55), rushing defense (14th - 104.3 ypg), points per game allowed (16th - 17.4) and total defense (17th - 289.5 ypg).

Before joining South Dakota State's staff, Mennenga spent four seasons (2005-08) as the defensive coordinator at Fort Hays State University in Hays, Kansas. He spent the previous four years at Culver-Stockton College in Canton, Missouri, where he served one season as the Wildcats' defensive coordinator (2001) and the final three as the team's head coach (2002-04).

During his collegiate coaching career, he has also held assistant positions at Hutchinson Community College (defensive coordinator - 1998-2000), Western Kentucky University (outside linebackers - 1997) and Southwest Baptist University (1995-96 - secondary; 1994 - graduate assistant).

Mennenga lettered one season as a defensive back at the University of Missouri in 1992.

A native of Melbourne, Iowa, he and his wife, Christie, have a son, Garrett, and a daughter, Ashley.

SHAWN MENNENGA'S COACHING BACKGROUND

1994	Southwest Baptist University, graduate assistant coach
1995-96	Southwest Baptist University, secondary coach
1997	Western Kentucky University, outside linebackers coach
1998-2000	Hutchinson Community College, defensive coordinator
2001	Culver-Stockton College, defensive coordinator
2002-04	Culver-Stockton College, head coach
2005-08	Fort Hays State University, defensive coordinator
2009-10	South Dakota State University, linebackers coach
2011-	Cleveland Browns, special teams assistant coach

SPECIAL TEAMS AMONG NFL'S BEST

Since the arrival of teams coordinator Chris Tabor and special teams assistant Shawn Mennenga in 2011, the Browns are second in the NFL in punt return average (10.6), fourth in kickoff return average against (21.7), eighth in total kick return yards (7,963), tied for eighth in punt return touchdowns (four) and ninth in total return yards allowed (6,674).

The Browns are the only team to have earned at least one AFC Special Teams Player of the Week award each season since 2011. In total, the Browns have won seven AFC Special Teams Player of the Week awards from 2011-16.


HIGHEST PUNT RETURN AVERAGE FROM 2011-16

	Team	Returns	Yards	Avg.
1.	Kansas City Chiefs	277	3,103	11.2
2.	Cleveland Browns	203	2,153	10.6
3.	Baltimore Ravens	226	2,346	10.4



COACHING STAFF

JAMEY MROZ



SPORTS SCIENTIST

COLLEGE ▶ **SPRINGFIELD COLLEGE** | HOMETOWN ▶ **SALEM, MASS.**

YEAR AS NFL COACH: 4TH | YEAR WITH THE BROWNS: 2ND

Jamey Mroz is in his second season with the Browns. He currently serves the staff as a sports scientist.

Mroz came to Cleveland after spending time at Ignition APG where he served as a sports science consultant for the Cincinnati Bengals in 2015. In 2014, Mroz served as the assistant director of football sports performance at Vanderbilt University after working for the New York Giants as a strength and conditioning coaching assistant in 2013.

Mroz got his full-time start in strength and conditioning at Southern Louisiana University as an assistant

strength coach from 2011-12 where he earned a master's degree in kinesiology. He also gained experience as a strength and conditioning intern at the University of Massachusetts-Amherst, as well as Boston College Olympic Strength and Conditioning and with the Harvard University football team.

Mroz played linebacker at Merrimack College before finishing his career at Springfield College. Mroz went on to earn his bachelor's degree in exercise science from Springfield. A native of Salem, Mass., Mroz attended Amesbury High School.

JAMEY MROZ'S COACHING BACKGROUND

2011-12	Southeastern Louisiana University, assistant strength coach
2012	New York Jets, training camp strength and conditioning intern
2013	New York Giants, strength and conditioning coaching assistant
2014	Vanderbilt University, assistant director of football sports performance
2015	Cincinnati Bengals, strength and conditioning coaching assistant
2016-	Cleveland Browns, sports scientist

U2 - THE JOSHUA TREE TOUR 2017

On July 1, FirstEnergy Stadium hosted U2 during the group's tour celebrating the 30th anniversary of the iconic "The Joshua Tree" album. Each show on the tour included a performance of "The Joshua Tree" in its entirety, with the support from a special guest at each location. For the Cleveland stop, the final North American destination on the tour, U2 performed in front of a sell-out crowd and was joined by OneRepublic.



ERIC SANDERS



DEFENSIVE QUALITY CONTROL COACH

COLLEGE ▶ UC DAVIS | HOMETOWN ▶ SAN FRANCISCO, CALIF.

YEAR AS NFL COACH: 7TH | YEAR WITH THE BROWNS: 2ND

Eric Sanders was named defensive quality control coach on Feb. 8, 2016. In 2011, he was part of Head Coach Hue Jackson's staff in Oakland.

Last season, Sanders assisted with a Browns defense that saw linebacker Christian Kirksey finish third in the NFL with 148 tackles. Rookie Emmanuel Ogbah recorded a team-best 5.5 sacks, tied for the fourth-most by a Browns rookie.

Sanders spent 2015 as a defensive assistant at Stanford. He helped the school to a 12-2 record, including a 45-16 victory in the Rose Bowl.

Prior to Stanford, Sanders spent five seasons (2010-14) with the Raiders as a quality control coach, initially with the offense for two seasons and later the defense. He worked primarily with the tight ends before the defensive line. In 2010, tight end Zach Miller was selected to his first career Pro Bowl.

Sanders spent two seasons (2008-09) coaching the linebackers at UC Davis and one season (2006) as assistant offensive line/tight ends coach. He also was a graduate assistant at Utah State in 2007.

He earned a degree in psychology from UC Davis, while working as the team's video coordinator and assisting with the defensive line as an undergraduate.

ERIC SANDERS' COACHING BACKGROUND

2003-05	University of California-Davis, student assistant/video coordinator
2006	University of California-Davis, assistant offensive line/tight ends coach
2007	Utah State University, graduate assistant
2008-09	University of California-Davis, linebackers coach
2010-11	Oakland Raiders, offensive quality control coach
2012-14	Oakland Raiders, defensive quality control coach
2015	Stanford University, defensive assistant coach
2016-	Cleveland Browns, defensive quality control coach

SENIOR BOWL BROWNS

On Jan. 28, 2017, Head Coach Hue Jackson and the Cleveland Browns coaching staff led the South Team to a 16-15 victory over the North Team during the Reese's Senior Bowl in Mobile, Ala. During the week, the group had the opportunity to coach many of the nation's top prospects, including RB Matthew Dayes who rushed for 66 yards and a 2-yard TD and Cleveland selected in the 7th round of the 2017 NFL Draft. The Browns also drafted two additional players who participated in the game - Charlotte DL Larry Ogunjobi and Arizona State K Zane Gonzalez.



COACHING STAFF

AL SAUNDERS



SENIOR OFFENSIVE ASSISTANT

COLLEGE ▶ **SAN JOSE STATE** | HOMETOWN ▶ **HENDON, ENGLAND**

YEAR AS NFL COACH: 35TH | YEAR WITH THE BROWNS: 2ND

SUPER BOWLS WON (ONE): SUPER BOWL XXXIV



Al Saunders joined the Browns as senior offensive assistant on Jan. 22, 2016. He works primarily with the wide receivers. Saunders has more than 40 years of coaching experience, including the past 34 in the NFL. He has been part of 15 playoff teams, five division titles and one Super Bowl championship as an NFL coach. His offensive units have ranked first in the NFL in total offense, passing, rushing or scoring 20 times.

He has been named NFL Offensive Coach of the Year (2005) and credited with the development of the two greatest receiving corps in NFL history (as documented by NFL Films) the St. Louis Rams "Greatest Show on Turf" and the San Diego Chargers "Air Coryell".

Last season, he helped Terrelle Pryor make a successful transition from quarterback to wide receiver. In his first season at the position, Pryor led the team in receptions (77), receiving yards (1,007) and receiving touchdowns (four). His reception total was the fourth-most by a Browns wide receiver and his yardage total was seventh-most by a Browns wide receiver. Pryor also became just the second player in NFL history to record seasons with 1,000 passing yards and 1,000 receiving yards, joining Marlin Briscoe (1968 and 1970). Saunders also helped develop 2016 first-round pick Corey Coleman, who was named NFL Rookie of the Week after a 104-yard, two touchdown performance in Week 2.

In 2015, Saunders served as senior offensive assistant for the Miami Dolphins. Working primarily with the wide receivers, Jarvis Landry set a franchise record with 110 receptions and became the most productive receiver in NFL history during his first two seasons with a total of 194 receptions.

Prior to Miami, Saunders spent four seasons (2011-14) with the Oakland Raiders. In 2011, he served as offensive coordinator for Head Coach Hue Jackson. During that season, Oakland's offense finished with the second-highest yardage total in franchise history (6,072) and ranked among the NFL leaders in rushing, total offense and passing. In addition, the Raiders ranked

second in the league in explosive plays of 20-yards-or-more with 84, first in two minute scoring offense and set a franchise record by allowing just 25 sacks.

Saunders also spent two seasons (2009-10) with Baltimore, serving as senior offensive assistant for Head Coach John Harbaugh. Saunders helped the Ravens advance to the postseason both years.

Saunders served as offensive coordinator for the St. Louis Rams in 2008, returning to the franchise nearly a decade after helping the team win Super Bowl XXXIV with one of the most explosive offenses in league history. Saunders helped create "The Greatest Show on Turf," establishing NFL records in 2000 of 7,075 total yards, 5,232 passing yards and 540 points (33.8 avg.). In 1999, the Rams finished atop the NFL with 6,412 yards of total offense, 272.1 passing yards per game and 32.9 points per game. As associate head coach (1999-2000), his work with future Hall of Fame receivers Torry Holt and Isaac Bruce was largely cited as a key factor in the Rams innovative and creative offensive success.

Between stints with the Rams, Saunders led Washington's offense for two seasons (2006-07), under Hall of Fame coach Joe Gibbs. As the associate head coach/offense, he helped the Redskins to a playoff berth in 2007. In 2006, the Redskins produced one of the league's top rushing attacks and quarterback Mark Brunell established an NFL record with 22 consecutive completions in a single game.

Saunders served as the assistant head coach/offensive coordinator for Dick Vermeil with Kansas City from 2001-05, having previously spent 10 years with the Chiefs as assistant head coach/receivers for Marty Schottenheimer (1989-98). During his second stint with the Chiefs, Saunders' offense set 46 franchise records and produced 2,157 points, 262 touchdowns and 30,470 net yards, more than any other NFL team during that five-season span. In 2005, he was named USA Today's Offensive Coach of the Year as the Chiefs led the NFL in total offense in back-to-back years.

STAFF

PLAYERS

2017 SEASON

HISTORY

RECORDS

GAME DAY



A. SAUNDERS continued

In 2004, the Chiefs led the NFL in total offense for the first time in team history, accumulating a franchise-record 6,695 yards (418.4 avg.) and breaking or tying 18 single-season records. The Chiefs also broke or tied numerous NFL records, establishing a single-season record with 398 first downs and tying a 42-year old mark with 63 rushing touchdowns over two seasons. Kansas City became the first team in NFL history to produce three running backs that recorded 150-yard rushing performances and was the first team to post eight rushing touchdowns in one game. Tight end Tony Gonzalez also set the NFL single-season receiving mark for tight ends with 102 receptions and quarterback Trent Green became the fourth player in NFL history to finish four consecutive seasons with a QB rating of more than 90.0.

In 2003, the Chiefs led the NFL in scoring for the second straight season with a franchise-record 484 points and posted the highest red zone touchdown scoring percentage (77.8) in league history. Running back Priest Holmes set an NFL single-season record with 27 rushing touchdowns and was named NFL Offensive Player of the Year. In 2002, Saunders' offense led the league in scoring with 467 points and broke or tied 22 single-season team records, including the long-standing NFL record for fewest fumbles (two) and the mark for longest touchdown pass in league history (99 yards) and the most combined first downs in a game (64). In 2001, Kansas City's offense ranked in the NFL top-10 in rushing, passing, scoring and total offense, and Holmes led the league in rushing with 1,555 yards.

His first NFL head coaching position came with the Chargers as interim head coach in 1986, following the resignation of Don Coryell. He spent two full seasons as the Chargers head coach after previously filling the roles of assistant head coach (1985-86) and receivers coach (1983-84) for "Air Coryell," one of the most prolific offenses in NFL history. In 1985, the Chargers led the NFL in passing and total offense five times in six seasons. Saunders tutored Hall of Fame Receivers Kellen Winslow and Charlie Joiner, and oversaw the development of Pro Bowlers Wes Chandler, Lionel James and Gary Anderson.

Prior to entering the NFL, Saunders spent 12 years as an assistant on the collegiate level. He began his coaching career as a graduate assistant at USC under

the legendary John McKay from 1970-71 and served as receivers coach on Missouri's 1972 Fiesta Bowl team. Following three seasons as play-caller and offensive backfield coach at Utah State, where Louie Giammona led the nation in all-purpose yardage for two consecutive years (1974-75), Saunders spent six seasons at California as assistant head coach/offensive coordinator/quarterbacks coach. Coaching All-American quarterbacks Joe Roth and Rich Campbell, he guided the Golden Bears to 32 NCAA, conference and school records and finished each season ranked in the top 10 in the nation in passing. His final collegiate stop was in 1982 as offensive coordinator/quarterbacks coach under head coach Johnny Majors at Tennessee, where he tutored an explosive, record-breaking offense featuring NFL first-round pick wide receivers Willie Gault and Clyde Duncan.

A Native of Hendon, England, Saunders earned Academic All-America honors at San Jose State as a three-year starter and team captain at defensive back and wide receiver from 1966-68. He was later inducted into the school's Hall of Fame. He is a former All-American swimmer and national record holder in the sport and also an accomplished distance runner, crowned the Road Runners Club of America's Master 5K National Champion in 1996. He was the recipient of California's State Graduate Fellowship and earned a master's degree in education from Stanford University in 1970. Recognized in "Who's Who in America", Saunders was awarded California's prestigious Golden State Award in 1989, given for community leadership and service. In 2016, he received the "Distinguished Achievement Award" for meritorious professional and life accomplishments. He also was enshrined into the National Hall of Honor of Theta Chi Fraternity.

Saunders attended St. Ignatius High School in San Francisco, Calif. His great-uncle, Ron Saunders, was an English soccer player and coach, who managed Aston Villa to a league cup and its first division titles.

Saunders is married to the former Karen Mize, daughter of recording artist Billy Mize, who was a three-time winner of the Academy of Country Music's Personality of the Year (1965-67). Saunders has three children, distinguished clinical psychologist Dr. Korrin Saunders, Emmy Award winning director/producer Williams J. Saunders and NFL assistant coach Bob Saunders.



COACHING STAFF

A. SAUNDERS continued

AL SAUNDERS' COACHING BACKGROUND

1970-71	University of Southern California, graduate assistant
1972	University of Missouri, wide receivers coach
1973-75	Utah State University, offensive backfield coach
1976-81	University of California, assistant head coach, offensive coordinator and quarterbacks coach
1982	University of Tennessee, offensive coordinator and quarterbacks coach
1983-84	San Diego Chargers, receivers coach
1985-86	San Diego Chargers, assistant head coach/ receivers
1986-88	San Diego Chargers, head coach
1989-98	Kansas City Chiefs, assistant head coach/wide receivers
1999-00	St. Louis Rams, associate head coach/wide receivers
2001-05	Kansas City Chiefs, assistant head coach/offensive coordinator
2006-07	Washington Redskins, associate head coach/offense
2008	St. Louis Rams, offensive coordinator
2009-10	Baltimore Ravens, senior offensive assistant
2011	Oakland Raiders, offensive coordinator/quarterbacks coach
2012-14	Oakland Raiders, senior offensive assistant
2015	Miami Dolphins, senior offensive assistant
2016-	Cleveland Browns, senior offensive assistant

BROWNS TAKE FIRST TEAM FLIGHT

On Oct. 11, 1946, the Browns took their first team flight. Browns Head Coach Paul Brown innovated travel in professional sports as Cleveland became the first pro team that flew to all road games. In the photo below, the Browns are heading to New York for a Saturday night contest against the New York Yankees.



STAFF

PLAYERS

2017 SEASON

HISTORY

RECORDS

GAME DAY



BOB SAUNDERS



OFFENSIVE QUALITY CONTROL/ASSISTANT WIDE RECEIVERS COACH

COLLEGE ▶ MISSOURI-KANSAS CITY | HOMETOWN ▶ WALNUT CREEK, CALIF.

YEAR AS NFL COACH: 10TH | YEAR WITH THE BROWNS: 3RD

Bob Saunders enters his third season with the Browns and his second as offensive quality control/assistant wide receivers coach. Saunders has coached in the NFL for 10 seasons.

Last season, he helped Terrelle Pryor make a successful transition from quarterback to wide receiver. In his first season at the position, Pryor led the team in receptions (77), receiving yards (1,007) and receiving touchdowns (four). His reception total was the fourth-most by a Browns wide receiver and his yardage total was seventh-most by a Browns wide receiver. He also helped develop 2016 first-round pick Corey Coleman, who was named NFL Rookie of the Week after a 104-yard, two touchdown performance in Week 2.

In 2015, Saunders served as a coaching intern, assisting the offensive line. Left tackle Joe Thomas and center Alex Mack were each selected to the Pro Bowl that season.

Saunders served as the offensive quality control coach with Kansas City (2002-05) and as the assistant wide receivers coach with Washington (2006-07) and St. Louis (2008). In Washington, Saunders coached alongside Hall of Fame Head Coach Joe Gibbs. During his four seasons in Kansas City, the Chiefs led the NFL in total offense and scoring during that span.

Saunders spent two seasons (2011-12) in the United Football League (UFL) as the wide receivers coach of the Virginia Destroyers, where he served under former Browns Head Coach Marty Schottenheimer. Saunders helped the team win the UFL title in 2011.

On the collegiate level, Saunders served as the offensive coordinator and quarterbacks coach at Oberlin College in 2014 after coaching in the same capacity at Kansas Wesleyan University in 2013. Under the tutelage of Saunders, Kansas Wesleyan led the Kansas Collegiate Athletic Conference in total offense. Quarterback Trey Dallas led the conference in total offense, passing yards and passing touchdowns. Wide receiver Zach McClain earned All-America honors, while running back Taylor Sachs was fourth in the NAIA in rushing.

In 2010, Saunders was the quarterbacks coach at Washington University in St. Louis, where he helped guide the Bears to the UAA Championship game.

Saunders earned a bachelor's degree in communications from the University of Missouri-Kansas City, graduating with honors. He also attended Southern Methodist University, where he played wide receiver and defensive back and received the Memorial Scholarship for Leadership.

Saunders and his wife, Gina, have one daughter, Ellis Rae, and one son, Emmett Alan.

BOB SAUNDERS' COACHING BACKGROUND

2002-05	Kansas City Chiefs, offensive quality control coach
2006-07	Washington Redskins, assistant wide receivers coach
2008	St. Louis Rams, assistant wide receivers coach
2010	Washington University, quarterbacks coach
2011-2012	Virginia Destroyers (UFL), wide receivers coach
2013	Kansas Wesleyan University, offensive coordinator/quarterbacks coach
2014	Oberlin College, offensive coordinator/quarterbacks coach
2015	Cleveland Browns, coaching intern
2016-	Cleveland Browns, offensive quality control/assistant wide receivers coach



COACHING STAFF

GREG SEAMON



TIGHT ENDS COACH

COLLEGE ▶ **FRANKLIN COLLEGE** | HOMETOWN ▶ **BRIGHT, IND.**

YEAR AS NFL COACH: 4TH | YEAR WITH THE BROWNS: 2ND

Greg Seamon was named tight ends coach on Jan. 22, 2016. He has more than 40 years of experience coaching and scouting football.

In his first season with the Browns, Seamon worked with Gary Barnidge, who logged 55 receptions for 612 yards and two touchdowns. Barnidge joined Ozzie Newsome (six) and Kellen Winslow (two) as the only tight ends in Browns history to record multiple seasons with at least 50 receptions. In 2016, three tight ends found the end zone for Cleveland, including fourth-round pick Seth DeValve, who recorded two touchdowns.

Prior to joining the Browns, Seamon served in multiple roles with the Cincinnati Bengals for 13 seasons (2003-15). In the college scouting area, he was in charge of scouting schools from North Carolina up to Maine, as well as overseeing local schools in Ohio. In addition to pro scouting and advanced scouting, he also cross-checked collegiate players at positions of need for the team. When Hue Jackson returned to the Bengals in 2012, Seamon also assisted him with game-planning projects each week as well as working with the tight ends during training camp.

In 2002, Seamon served as the Dallas Cowboys tight ends/offensive quality control coach.

Prior to joining the NFL, Seamon coached collegiately for 18 seasons in various roles, including 12 years as an offensive coordinator at Miami, Ohio (1999-00), Cincinnati (1995-98), Akron (1991-94) and Pacific (1985-86). In 1997, he helped Cincinnati reach the school's first bowl game in 46 years and its first bowl win since 1949.

He also had college coaching stints at Navy (1987-88), Army (1983-84) and Purdue (1981-82). Seamon began his coaching career in 1977 as a defensive coordinator at Bishop Chatard High School in Indianapolis, where he also served as head baseball coach from 1979-80.

A native of Bright, Ind., Seamon played football and baseball at Franklin College in Indiana before earning a bachelor's degree at Marian College and a master's degree from Pacific.

Seamon is married to the former Vickie Buck. He has three daughters - Gwen, Courtney and Meredith.

GREG SEAMON'S COACHING BACKGROUND

1977-78	Bishop Chatard High School, defensive coordinator
1979-80	Bishop Chatard High School, head baseball coach/defensive coordinator
1981	Purdue University, tight ends coach
1982	Purdue University, outside linebackers coach
1983-84	Army, offensive line/running backs coach
1985-86	University of the Pacific, offensive coordinator/quarterbacks coach
1987-88	Navy, quarterbacks coach
1991-94	University of Akron, offensive coordinator /quarterbacks coach
1995-98	University of Cincinnati, offensive coordinator/quarterbacks coach
1999-00	Miami University, offensive coordinator/quarterbacks coach
2002	Dallas Cowboys, tight ends/offensive quality control coach
2003	Cincinnati Bengals, coaching staff associate/advance scout
2004-15	Cincinnati Bengals, college scout, pro scout, advance scout and special projects
2016-	Cleveland Browns, tight ends coach



COACHING STAFF

CLYDE SIMMONS



DEFENSIVE LINE COACH

COLLEGE ▶ WESTERN CAROLINA | HOMETOWN ▶ WILMINGTON, N.C.

YEAR AS NFL COACH: 7TH | YEAR WITH THE BROWNS: 1ST

Clyde Simmons was named defensive line coach on Jan. 19, 2017. He has been an NFL coach for six seasons following a 15-year NFL playing career.

Simmons spent the past five seasons (2012-16) with the St. Louis/Los Angeles Rams as assistant defensive line coach. He helped coach three-time Pro Bowl defensive tackle Aaron Donald, who earned Defensive Rookie of the Year Honors in 2014, and All-Pro defensive end Robert Quinn who set a single-season franchise record with 19 sacks in 2013. The Rams finished third in the NFL with 217 total sacks during Simmons' tenure with the team, including leading the league with 52 in 2012.

Prior to his time with the Rams, Simmons spent the 2010 season as a coaching intern with the New York Jets, primarily working with the defensive line.

Before entering the coaching ranks, Simmons was a two-time Pro Bowl selection and two-time All-Pro honoree over the course of a 15-year NFL career. A ninth-round pick by Philadelphia out of Western Carolina in the 1986 NFL Draft, Simmons' 121.5 career sacks ranks in the top-20 in NFL history, including a career-best 19 in 1992. His 236 games played is tied for fourth in NFL history among defensive linemen.

He is a native of Wilmington, N.C., and is a member of the Greater Wilmington Sports Hall of Fame.

CLYDE SIMMONS' NFL PLAYING BACKGROUND

1986-93	Philadelphia Eagles, defensive line
1994-95	Arizona Cardinals, defensive line
1996-97	Jacksonville Jaguars, defensive line
1998	Cincinnati Bengals, defensive line
1999-00	Chicago Bears, defensive line

CLYDE SIMMONS' COACHING BACKGROUND

2010	New York Jets, coaching intern
2012-16	St. Louis/Los Angeles Rams, assistant defensive line coach
2017-	Cleveland Browns, defensive line coach

STAFF

PLAYERS

2017 SEASON

HISTORY

RECORDS

GAME DAY



COACHING STAFF

ART TOLHURST



STRENGTH AND CONDITIONING ASSISTANT

COLLEGE ▸ **BRITISH COLUMBIA** | HOMETOWN ▸ **RICHMOND, BRITISH COLUMBIA**

YEAR AS NFL COACH: 2ND | YEAR WITH THE BROWNS: 2ND

Art Tolhurst is in his second season with the Browns. Tolhurst currently serves the staff as a strength and conditioning assistant.

Tolhurst came to Cleveland after serving as a strength and conditioning assistant at the University of Oregon from 2012-16. His most recent stint with the Ducks marked his second after he served as a strength and conditioning graduate assistant in Eugene from 2009-10.

Between stints at Oregon, Tolhurst worked at the University of California as a strength and conditioning assistant on 2011. He got his start in strength and conditioning when he interned at the University of South Florida in 2007.

Prior to coaching, he played for the Hamburg Pioneers of the German Football League in 2000 and the British Columbia Lions in 2003. Tolhurst started his coaching career with the Vienna Vikings of the Austrian Football League from 2006-08 as a wide receivers coach.

Tolhurst played half back for the University of British Columbia, where he earned his bachelor's degree in human kinetics. He later went on to earn his master's degree in educational leadership from Oregon.

A native of Richmond, British Columbia, Tolhurst attended Richmond High School. Tolhurst and his wife, Bailey, had their son, Brixton, in 2016.

ART TOLHURST'S COACHING BACKGROUND

2006-08	Vienna Vikings (Austrian Football League), wide receivers coach
2009-10	University of Oregon, strength and conditioning graduate assistant
2011	University of California-Berkeley, strength and conditioning assistant
2012-16	University of Oregon, strength and conditioning assistant
2016-	Cleveland Browns, strength and conditioning assistant

2017 CONCACAF GOLD CUP

FirstEnergy Stadium hosted the United States, Panama, Martinique and Nicaragua for the final two games of the 2017 CONCACAF Gold Cup's Group B round-robin play on July 15 during an international soccer doubleheader. Cleveland was one of 13 metropolitan areas selected to be a host city during the 14th edition of the Gold Cup. The tournament featured four first-time hosts, including Cleveland, and nine returning venues. Taking place every two years, the CONCACAF Gold Cup is the official national team championship of the region, which covers North America, Central America and the Caribbean. Drawing large, passionate crowds and millions of television viewers across the region, the Gold Cup is a celebration of soccer, sportsmanship, and culture.



DeWAYNE
WALKER

DEFENSIVE BACKS COACH

COLLEGE ▶ MINNESOTA | HOMETOWN ▶ FORK SMITH, ARK.

YEAR AS NFL COACH: 12TH | YEAR WITH THE BROWNS: 1ST

DeWayne Walker was named defensive backs coach on Jan. 19, 2017. Walker brings 11 years of NFL coaching experience and most recently served as defensive backs coach with Jacksonville the past four seasons (2013-16).

In 2016, Walker was tasked with the development of first-round pick Jalen Ramsey and helped him become the first rookie in franchise history to record an interception in back-to-back games and the first to return an interception for a touchdown. Walker also helped Davon House register a team-record 23 passes defended in 2015. In 2013, the Jaguars started three rookie defensive backs and Johnathan Cyprien led all rookie defensive backs with 98 tackles.

Walker also served as secondary coach with the New York Giants (2002-03) before spending the 2004-05 seasons in the same role with Washington. In 2005, the Redskins led the NFL in lowest opponent completion percentage (54.4) and ranked tied for second in fewest touchdown passes allowed (15). He helped develop 2005 first-round pick Carlos Rogers and worked with veteran Shawn Springs, who in 2004 became the first cornerback in NFL history to lead his team in sacks (five) and interceptions (six) in the same season.

From 1998-00, Walker served as assistant secondary coach in New England under Pete Carroll and Bill Belichick. Walker helped Ty Law and Lawyer Milloy to Pro Bowl appearances.

Walker participated in the NFL's minority coaching internship program, working with the San Francisco 49ers in 1996 and the Patriots in 1997.

On the college level, he served as the head coach at New Mexico State from 2009-12 following three years at UCLA as defensive coordinator. Walker also spent 2001 as the associate head coach/secondary coach at USC and spent time at California (1996-97), Oklahoma State (1995), Brigham Young (1994) and Utah State (1993). Walker began his coaching career in 1988 at Mt. San Antonio College, serving as the defensive backs coach for four seasons and defensive coordinator for one.

As a corner at the University of Minnesota, Walker played for the CFL's Edmonton Eskimos in 1982 and spent two seasons (1983-84) playing in the USFL. In 1992, he graduated from Regents College with a bachelor's degree in liberal arts.

Walker and his wife, Zan, have two daughters, Keshia and Kendra, and a son, Kevan.

DeWAYNE WALKER'S COACHING BACKGROUND

1988-91	Mt. San Antonio College, defensive backs coach
1992	Mt. San Antonio College, defensive coordinator
1993	Utah State University, cornerbacks coach
1994	Brigham Young University, cornerbacks coach
1995	Oklahoma State University, defensive backs coach
1996-97	University of California-Berkeley, defensive backs coach
1998-00	New England Patriots, assistant secondary coach
2001	Southern California University, associate head coach/secondary coach
2002-03	New York Giants, secondary coach
2004-05	Washington Redskins, secondary coach
2006-08	UCLA, defensive coordinator
2009-12	New Mexico State University, head coach
2013-16	Jacksonville Jaguars, defensive backs coach
2017-	Cleveland Browns, defensive backs coach



COACHING STAFF

STAN WATSON



SPECIAL TEAMS QUALITY CONTROL COACH

COLLEGE ▸ MOUNT UNION | HOMETOWN ▸ YOUNGSTOWN, OHIO

YEAR AS NFL COACH: 4TH | YEAR WITH THE BROWNS: 4TH

STAFF

PLAYERS

2017 SEASON

HISTORY

RECORDS

GAME DAY

Stan Watson enters his fourth season on the Browns coaching staff. He is in his second year as special teams quality control coach after spending his first two seasons as a special teams coaching intern.

Since coming to Cleveland in 2014, the Browns have had at least one AFC Special Teams Player of the Week award winner each season. Last season, punter Britton Colquitt set a Browns net punting average record with 40.3 and rookie linebacker Joe Schobert led the team with 14 special-teams tackles.

Watson spent his first two seasons (2014-15) working closely with the gunners on punt coverage, where Johnson Bademosi led the league in special teams tackles in 2015.

In 2015, kicker Travis Coons set an NFL record with 18 consecutive field goals to start his career. Andy Lee set a franchise record in punt average (46.71) and punt returner Travis Benjamin finished third in the league in punt return average (11.6). As a team, the special teams unit finished fourth in the NFL in punt return average (11.2), fifth in kickoff return yards (1,041) and fifth in total kick return yards (1,366).

In 2014, Watson assisted a special teams unit that finished second in the NFL in opposing field position on kick-offs, including 16 stops inside the 20. The Browns turned away four kicks (two punts and two field goals) and finished eighth in the NFL in punt coverage. The Browns also registered their first blocked punt since 2003, which resulted in a safety and helped lift the team to a record-setting comeback at Tennessee on Oct. 5

Prior to jumping to the NFL ranks, Watson spent 11 years as a collegiate coach, where he worked with 18 first-team all-conference selections and 11 All-Americans.

From 2012-2013, Watson was the special teams coordinator/linebackers coach for Toledo, where kicker JD Detmer was named the 2013 MAC Special Teams Player of the Year.

Watson spent four years (2008-11) coaching at Bowling Green in various roles on the defensive side of the ball. He served as the team's linebackers coach from 2010-11 and secondary coach in 2009. In 2008, as a defensive graduate assistant with a focus on the secondary, Bowling Green's defense ranked second in the MAC and 24th nationally in pass defense.

Before Bowling Green, Watson spent three seasons (2005-07) coaching the linebackers and secondary as the defensive coordinator at Emory & Henry College. In 2007, the school led the ODAC in total defense and was the conference's No. 1 rushing defense in 2006.

Watson began his coaching career at his alma mater Mount Union, where he worked with the linebackers (2003) and defensive line (2004). In 2003, the Purple Raiders advanced to the Division III championship game.

A Youngstown, Ohio native, Watson graduated from Mount Union with a bachelor's degree in physical education and health. He was a part of four national championships (1998, 2000, 2001, 2002) as an outside linebacker for the Purple Raiders, including as team captain for the 2002 championship team. He finished his career as a three-time All-Ohio Athletic Conference first-team selection and was an All-American as a senior.

He received a master's degree in sports administration from the United States Sports Academy in 2006.

Watson and his wife, Stephanie, have a daughter, Addison, and a son, Ross.

STAN WATSON'S COACHING BACKGROUND

2003	Mount Union College, linebackers coach
2004	Mount Union College, defensive line coach
2005-06	Emory & Henry College, linebackers coach/defensive coordinator
2007	Emory & Henry College, secondary coach/defensive coordinator
2008	Bowling Green State University, defensive grad assistant/secondary coach
2009	Bowling Green State University, secondary/cornerbacks coach
2010	Bowling Green State University, outside linebackers coach
2011	Bowling Green University, linebackers coach
2012-13	University of Toledo, special teams coordinator/linebackers coach
2014-15	Cleveland Browns, special teams coaching intern
2016-	Cleveland Browns, special teams quality control coach



COACHING STAFF

BLAKE WILLIAMS



LINEBACKERS COACH

COLLEGE ▶ PRINCETON | HOMETOWN ▶ CLARENCE, N.Y.

YEAR AS NFL COACH: 8TH | YEAR WITH THE BROWNS: 1ST

SUPER BOWLS WON (ONE): SUPER BOWL XLIV 

Blake Williams was named linebackers coach on Jan. 19, 2017 and brings seven years of NFL coaching experience to the coaching staff. He most recently worked at the NFL league office in 2016.

In 2015, Williams served as the defensive coordinator at Southeastern Louisiana University after working as defensive coordinator at William Jewell College for two seasons (2013-14).

In 2012, Williams coached linebackers and served as defensive coordinator for the St. Louis Rams. From 2009-11, he was with the Saints, helping the team win Super Bowl XLIV. Prior to New Orleans, Williams served as linebackers coach and a strength and conditioning coach for Jacksonville in 2008 after getting his start as a coaching intern with Washington from 2006-07.

Williams graduated from Princeton University, where he was a four-year letterman as a defensive back.

BLAKE WILLIAMS' COACHING BACKGROUND

2006-07	Washington Redskins, coaching intern
2008	Jacksonville Jaguars, linebackers/strength and conditioning coach
2009	New Orleans Saints, offensive assistant
2010-11	New Orleans Saints, assistant linebackers coach
2012	St. Louis Rams, defensive coordinator/linebackers coach
2013-14	William Jewell College, defensive coordinator
2015	Southeastern Louisiana, defensive coordinator
2017-	Cleveland Browns, linebackers coach

SUPER BOWL CHAMPION COACHES

During their NFL careers, four current Browns coaches have accomplished the ultimate goal of lifting the Lombardi Trophy at the end of the year. Most recently, defensive coordinator Gregg Williams held the same role as he helped the New Orleans Saints earn the franchise's first Super Bowl victory. Linebackers coach Blake Williams also served as an offensive assistant on the team during the championship season.

<u>Coach</u>	<u>Team(s)</u>	<u>Super Bowls Won</u>
Defensive coordinator Gregg Williams	Saints	XLIV
RBs coach/run game coordinator Kirby Wilson	Buccaneers, Steelers	XXXVII, XLIII
Senior offensive assistant Al Saunders	Rams	XXXIV
LBs coach Blake Williams	Saints	XLIV

STAFF

PLAYERS

2017 SEASON

HISTORY


RECORDS

GAME DAY



COACHING STAFF

BOB WYLIE



OFFENSIVE LINE COACH

COLLEGE ▶ **COLORADO** | HOMETOWN ▶ **WEST WARWICK, R.I.**

YEAR AS NFL COACH: 25TH | YEAR WITH THE BROWNS: 1ST

Bob Wylie joined the Browns as offensive line coach on Jan. 19, 2017. Wylie brings more than 35 years of experience coaching on the professional and collegiate levels. He has coached in the NFL for 24 seasons, CFL for six seasons and on the college level for 13 years.

Wylie spent the past three seasons (2014-16) as the offensive line coach for the Winnipeg Blue Bombers. He also served as Winnipeg's offensive line coach from 2007-08 and Saskatchewan's offensive line coach in 2009.

During his stints in the CFL, he helped his teams play for the Grey Cup twice—believed to be the only assistant coach in CFL history to do so within his first three years in the league—and coached his players to All-Star appearances at every position on the offensive line (tackle, guard and center).

In the NFL ranks, he served as the Raiders offensive line coach on Hue Jackson's staff in 2011. The Raiders surrendered 44 sacks in 2010 and allowed just 25 in 2011, improving from 29th in 2010 to the fourth fewest in the league in 2011. The Raiders also finished ninth in the NFL in total offense (379.5 yards per game), seventh in rushing offense (131.9), seventh in sacks per pass play, sixth in rushes of 10 or more yards, second in rushes of 20 or more yards, third in rushes of 40 or more yards and eighth in rushes of 50 yards or more yards.

He also spent time with the New York Jets (1990-91), Tampa Bay (1992-95), Cincinnati (1997-98), Chicago (1999-03), Arizona (2004) and Denver (2010). He has helped seven players to Pro Bowl selections, including Olin Kreutz, who was selected to three Pro Bowls under Wylie and was later named to the NFL's 2000s All-

Decade Team. Wylie coached Pro Football Hall of Fame tackle Anthony Muñoz and his line opened holes for the NFL's all-time leading rusher and Pro Football Hall of Fame running back Emmitt Smith. In 2001, his line helped the Bears produce an NFL-low 17 sacks, while blocking for running back Anthony Thomas, who earned NFL Offensive Rookie of the Year honors. Thomas' 1,183 yards in 2001 marked the seventh time a player totaled at least 1,000 rushing yards in a season with Wylie on staff. While on staff in Cincinnati, the Bengals line paved the way for back-to-back 1,000-yard rushing seasons from Corey Dillon. In Denver, Wylie's offensive line ranked sixth in the NFL, averaging 4.7 yards per carry in the second half of the 2010 season.

Wylie has coached at five different levels of football over his career: Pop Warner, junior high school, high school, college and professional. On the college level, he spent time at Syracuse (2005-06), Cincinnati (1996), Colorado State (1988-89), Ohio University (1985-87), Holy Cross (1983-84) and Brown (1980-82).

Wylie is a native of West Warwick, R.I. He played linebacker at the University of Colorado. Wylie has been inducted into the Rhode Island Football Coaches Hall of Fame, Providence Gridiron Hall of Fame and the National Football Foundation Hall of Fame. In addition, Wylie was recently honored at the Governors Cup for being a Rhode Island Sport Legend and received the NFL's Extra Effort Award in 2001 for his work with Chicago-area youth.

Wylie is a licensed pilot, an amateur magician and an accomplished musician. He has one daughter, Jennifer, one grandson, Wylie and one granddaughter, Georgiana Caroline.

STAFF

PLAYERS

2017 SEASON

HISTORY

RECORDS

GAME DAY



WYLIE continued

BOB WYLIE'S COACHING BACKGROUND

1980-82	Brown University, offensive line coach
1983-84	Holy Cross College (Indiana), offensive line coach
1985-87	Ohio University, offensive coordinator
1988-89	Colorado State University, offensive line coach
1990-91	New York Jets, tight ends coach
1992-95	Tampa Bay Buccaneers, offensive line coach
1996	University of Cincinnati, offensive line coach
1997-98	Cincinnati Bengals, tight ends coach
1999-03	Chicago Bears, offensive line coach
2004	Arizona Cardinals, offensive line coach
2005-06	Syracuse University, offensive line coach
2007-08	Winnipeg Blue Bombers, offensive line coach
2009	Saskatchewan Roughriders, offensive line coach
2010	Denver Broncos, offensive line coach
2011	Oakland Raiders, offensive line coach
2014-16	Winnipeg Blue Bombers, offensive line coach
2017-	Cleveland Browns, offensive line coach

MOOSE

A three-year old chocolate lab, Moose joined the Cleveland Browns family during the summer of 2016. Moose is a full-time office dog who lives at the team's facility throughout the week, accompanying the organization's staff and 24-7 security team. When he is not fulfilling his responsibilities of leading company wellness walks or assisting the human resources department, he enjoys playing catch outside of the Cleveland Browns Daily studio and vacationing at staff members' homes during long, lazy weekends.



PLAYER PERSONNEL

ANDREW BERRY



VICE PRESIDENT, PLAYER PERSONNEL

Andrew Berry was named the Browns' vice president of player personnel on Jan. 27, 2016. He joined the Browns after spending the previous seven seasons (2009-15) in the Indianapolis Colts front office, including the last four as pro scouting coordinator.

With the Browns, Berry leads all talent evaluation efforts for the club, including college prospects and NFL free agents. He also oversees the club's scouting department and works closely with EVP of Football Operations Sashi Brown and Chief Strategy Officer Paul DePodesta.

Berry started with the Colts in 2009 as a scouting assistant and was promoted to pro scout in 2011 before being elevated to pro scouting coordinator in 2012. During his time in Indianapolis, the Colts won four AFC South titles, made five postseason appearances and advanced to Super Bowl XLIV. From 2009-15, Indianapolis won 67 games, sixth-most in the NFL during that span.

In the Colts' front office, Berry managed the free agency process, scouted upcoming opponents and

evaluated NFL players and players from other professional leagues. He also assisted with college scouting, preparation for the NFL draft and participated in contract negotiations during free agency.

Berry graduated from Harvard University cum laude with a bachelor's degree in economics and a master's degree in computer science in four years. While at Harvard, he was a four-year starter as a corner and was a three-time All-Ivy League team selection and an All-America honoree. He totaled 125 career tackles and five interceptions playing for the Crimson.

Berry was one of five finalists for the John Wooden Citizenship Cup, which is awarded to the nation's highest-achieving student-athlete who best displays character, teamwork and citizenship. He was a finalist for the Draddy Trophy as the national scholar-athlete of the year and was named the 2009 Football Championship Subdivision Athletic Director Association Scholar-Athlete of the Year.

BROWNS 2017 DRAFT CLASS

Player	Pos.	College	Round	Overall
Myles Garrett	DL	Texas A&M	1	1st
Jabrill Peppers	DB	Michigan	1	25th
David Njoku	TE	Miami (Fla.)	1	29th
DeShone Kizer	QB	Notre Dame	2	52nd
Larry Ogunjobi	DL	Charlotte	3	65th
Howard Wilson	DB	Houston	4	126th
Rod Johnson	OL	Florida State	5	160th
Caleb Brantley	DL	Florida	6	185th
Zane Gonzalez	K	Arizona State	7	224th
Matthew Dayes	RB	North Carolina State	7	252nd



PLAYER PERSONNEL

KEN KOVASH



VICE PRESIDENT, PLAYER PERSONNEL

Ken Kovash enters his fifth year in the Browns player personnel department and his second as vice president of player personnel. Kovash previously served as the director of football research/player personnel for three seasons (2013-15). Kovash came to the Browns in 2013 after spending three seasons (2010-12) with the Dallas Cowboys as the team's senior analytics manager.

With the Browns, Kovash oversees the club's scouting department and partners with Andrew Berry in creating and driving processes across all scouting functions, including both college and pro. He also works closely with EVP of Football Operations Sashi Brown and Chief Strategy Officer Paul DePodesta.

Kovash joined the Cowboys in 2010 as their senior analytics manager. In the Cowboys front office, Kovash led football research efforts across the scouting department and coaching staff.

Kovash graduated from the University of California, Berkeley with a bachelor's degree in economics and went on to receive his master's degree in business administration from the University of Chicago. Kovash currently resides in Cleveland, Ohio.

MIKE CETTA



DIRECTOR OF SCOUTING

Mike Cetta is going into his fifth year with the Browns player personnel staff and second as the director of scouting.

Cetta most recently served as the department's project coordinator in 2015. Prior to that role, he came to Cleveland in 2013 as an analytics intern and worked as a scouting intern in 2014. Prior to his time with the Browns, Cetta worked for STATS LLC as an operations statistician.

A native of Downers Grove, Ill., Cetta graduated from Minnesota with a bachelor's degree in statistics and currently resides in Cleveland, Ohio.

STAFF

PLAYERS

2017 SEASON

HISTORY

RECORDS

GAME DAY



PLAYER PERSONNEL

KEVIN
MEERS

DIRECTOR OF RESEARCH AND STRATEGY

Kevin Meers enters his fourth season with the Browns and second as the director of research and strategy. Meers graduated from Harvard University in the spring of 2014.

While in school, Meers worked as a football research intern with the Cowboys in 2012 and the Browns in 2013. Originally from Washington, D.C., he currently resides in Cleveland, Ohio.

CHISOM
OPARA

DIRECTOR OF PLAYER PERSONNEL

Chisom Opara is in his 13th season in the Browns player personnel department and second as director of player personnel.

Opara joined the club after spending the 2004 season as a player personnel assistant with the Baltimore Ravens, where he served as an in-house scout and prepared special teams scouting reports, as well as scouting local colleges in Maryland, Delaware, West Virginia and Pennsylvania.

Opara originally signed with the Baltimore Ravens as an undrafted free agent in 2003 and went to training camp with the team before being waived at the end of camp. Opara went back to school and graduated from Princeton in 2004 with a bachelor of arts in politics.

Opara played collegiately as a wide receiver at Princeton and finished his career second all-time in receiving yards (2,198) and third in receptions (154). A native of Baltimore, Md., he served as team captain his senior year and was a second-team All-Ivy League selection.



PLAYER PERSONNEL

DAN SAGANEY



DIRECTOR OF PRO SCOUTING

Dan Saganey is in his ninth season as a member of the Browns' player personnel staff and second as director of pro scouting. Saganey tracks player movement around the league, conducts advance scouting of Browns' opponents, helps prepare the staff during pro free agency and also is involved in the evaluation of college prospects. Saganey previously worked as a manager of player personnel (2014-15), a pro scout (2011-13) and a player personnel assistant (2009-10).

Prior to joining the Browns, Saganey spent two seasons as a coach at Harvard University, first assisting with the defensive line (2007) and then tutoring the wide receivers (2008). During his two seasons in Cambridge, the Crimson captured back-to-back Ivy League Championships for only the third time in school history.

He began his coaching career in 2006 as the tight ends/tackles coach at Bentley College in Waltham, Mass. A native of Norfolk, Mass., Saganey earned a degree in government from Colby College, where he spent four years as a member of the Mules' offensive line.

Saganey and his wife, Heidi, have a son, Brock, and a daughter, Blake.

BOBBY VEGA



DIRECTOR OF COLLEGE SCOUTING

Bobby Vega enters his 13th season in the Browns player personnel department and his second as director of college scouting. Vega served as a college area scout for seven seasons and was the club's scouting assistant in his first two years in Cleveland. Vega entered the NFL in 2004, spending the summer as a player personnel intern with the Baltimore Ravens.

While with the Browns, Vega was responsible for evaluating the top prospects at all small schools from Maine to Florida from 2007-08 and scouted the Mid-Atlantic region from 2008-09. He served as the club's southeast scout from 2009-13, and as national scout from 2013-15.

A four-year letterman at the College of Wooster, Vega spent his freshman season as a running back before switching to defense where he was a linebacker in his final three seasons. As a senior, he served as team captain and ranked second on the team with 91 tackles to help the Fighting Scots capture the North Coast Athletic Conference title. During his career, he earned all-region honors and was named to the all-conference squad twice. He graduated in 2005 with a degree in communications.

A native of Hartford, Conn., Vega currently resides in Seven Hills, Ohio, with his wife, Dee and daughter, Emry.

STAFF

PLAYERS

2017 SEASON

HISTORY

RECORDS

GAME DAY



PLAYER PERSONNEL

GLENN COOK



ASSISTANT DIRECTOR OF SCOUTING

Glenn Cook is entering his second season as the Browns assistant director of scouting.

Cook came to the Browns after spending four years in Green Bay (2012-15), working as a pro scout for the Packers. While in Green Bay, Cook worked primarily in the pro personnel department evaluating players across the league and preparing scouting reports for upcoming opponents. Cook also assisted in the evaluation of college prospects for the NFL draft.

Prior to joining the Packers in May 2012, Cook worked as a scouting assistant with the Indianapolis Colts beginning in June 2011. Before transitioning into the field of player personnel, Cook was a graduate assistant coach at the University of Miami (Fla.), his alma mater. While coaching, he assisted with linebackers and defensive line and helped in recruiting efforts.

Cook finished his playing career (2004-06, 2008) at Miami as a four-year letterman linebacker with 185 tackles, two sacks, two forced fumbles and two fumble recoveries in 47 games played and 17 starts. Leading the team in tackles as a senior captain in 2008, he earned Miami's Plumer Memorial Award for leadership, motivation and spirit and the Melching Award for leadership. Before missing 2007 season with an injury, he was also named the team's Linebacker of the Year as a junior in 2006.

After his time with the Hurricanes, Cook was drafted by the Chicago Cubs in the 46th round of the 2009 MLB Draft and played in 34 rookie-league games for the club.

A native of Miami, Fla., Cook holds a bachelor's degree in marketing and management and a master's degree in sports administration from Miami and currently resides in Cleveland, Ohio.

ORANGE & BROWN SCRIMMAGE

On Friday, Aug. 4, FirstEnergy Stadium will host the Orange & Brown Scrimmage, offering fans a unique chance to enjoy practice in the heart of downtown Cleveland. The stadium practice will be a full-pads scrimmage format in 2017.

The Browns' largest open session returns to Cleveland after extending opportunities to fans in nearby regions through the Orange & Brown Scrimmage in Columbus the past two seasons and the 2014 Family Day at University of Akron's InfoCision Stadium.

STAFF

PLAYERS

2017 SEASON

HISTORY

RECORDS

GAME DAY



PLAYER PERSONNEL

RYAN GRIGSON



SENIOR PERSONNEL EXECUTIVE

SUPER BOWLS WON (ONE): SUPER BOWL XXXIV



Ryan Grigson is in his first season as senior personnel executive with the Browns.

Grigson enters his 19th season in an NFL front office after previously serving as General Manager for the Indianapolis Colts from 2012-16. After inheriting a team that went 2-14 the previous year, he helped the Colts to three consecutive playoff appearances, two AFC South division titles and was named NFL Executive of the Year for the 2012 season by Sporting News. In 2015, the Colts broke a 43-year NFL record after winning their 16th consecutive divisional game. Indianapolis did not register a losing season during his tenure.

Grigson spent 2004-11 with the Philadelphia Eagles, rising in rank from western regional scout to director of college scouting to director of player personnel in his final two seasons. During that span, the Eagles advanced to the postseason five times, including a trip to Super Bowl XXXIX.

Grigson also spent five seasons with the St. Louis Rams as national scout (1999-00) and area scout (2001-03). During his tenure, the Rams won Super Bowl XXXIV and advanced to Super Bowl XXXVI.

He also has experience in the Canadian Football League and Arena Football League as a scout and assistant coach.

A graduate of Purdue, Grigson was drafted by the Cincinnati Bengals in the sixth round of the 1995 NFL Draft.

He and his wife, Cynthia, have six children.

BROWNS TRAINING CAMP UPGRADES

The Cleveland Browns 2017 training camp features 15 free public practices at the team's facility in Berea, beginning Thursday, July 27, as well as free access to the Orange & Brown Scrimmage at FirstEnergy Stadium on Friday, Aug. 4.

In addition to an upgraded training camp layout that includes more than twice as many seats as previous years, the Browns modified the ticketing process to ensure as many fans as possible are able to receive an up-close and personal view of the team's preparations for the 2017 season.

The Browns changed the field layout and incorporated additional seating throughout the venue to offer more fans a quality view and experience during training camp, highlighted by an approximately 1,250 seat grandstand with an awning to provide shade. The seating structure is complemented by a standing-room area at the top.

STAFF

PLAYERS

2017 SEASON

HISTORY

RECORDS

GAME DAY



PLAYER PERSONNEL

ADAM AL-KHAYYAL



SCOUT

Adam Al-Khayyal is entering his third year with the Browns. He joined the organization as an intern in 2015 and spent two seasons assisting with player personnel and football administration before being promoted to scout in 2017.

Prior to joining the Browns, Al-Khayyal held associate and coordinator positions at ESPN, working in various research and analytics capacities.

Al-Khayyal played collegiately as a wide receiver at Princeton. He graduated with a Bachelor of Arts in Economics in 2012.

Born and raised in Atlanta, Ga., Adam currently resides in Seattle with his fiancé, Tanya Hanna.

ZACH AYERS



SCOUT

Zach Ayers is entering his fifth year with the Browns and his second as a road scout after holding various roles in the player personnel department his first three seasons.

Ayers is responsible for scouting college players in the southwest region of the country after serving as a scouting assistant from 2015-16. From 2013-15, he worked on scouting projects.

Prior to his time in Cleveland, Ayers was the assistant defensive coordinator for South Albany High School in Albany, Ore. from 2010-12 and JV defensive coordinator for North Salem High School from 2008-10.

A native of Albany, Ore., Ayers graduated from Western Oregon University with a bachelor's degree in interdisciplinary studies.

He and his wife, Sarah, have a daughter, Paxtyn.

ZAC BOCIAN



SCOUT

Zac Bocian is entering his 15th season with the Browns and his 13th in player personnel.

Bocian originally joined the Browns in 2003 as an intern in the video department and later assisted in various scouting and coaching capacities. He graduated from the University of California in 2003 after playing tight end at Diablo Valley College.

A native of Pleasanton, Calif., Bocian currently resides in San Francisco with his wife Noelle.

STAFF

PLAYERS

2017 SEASON

HISTORY

RECORDS

GAME DAY



PLAYER PERSONNEL

COLTON CHAPPLE



SCOUT

Colton Chapple is in his fifth season with the Browns player personnel staff. Chapple joined the Browns after graduating from Harvard in May 2013 with a degree in psychology.

From 2014-15, Chapple worked as the team's BLESTO scout, responsible for the Midwest region of the country. He served as a scouting assistant in his first season with the club in 2013.

At Harvard, Chapple played quarterback for four years, throwing for 2,567 yards and 24 TDs as a senior in 2012. For his performance, Chapple was one of two Ivy League players to be awarded The Asa Bushnell Cup in 2012, which is given to the conference's top offensive and defensive players of the year.

Chapple was born and raised in Alpharetta, Ga.

SAM DeLUCA



SCOUT

Sam DeLuca is going into his fifth year on the Browns player personnel staff and second as a scout. He previously served as a pro scouting assistant.

In his role as scout, DeLuca's primary duties include film study of active NFL players and evaluation of free agents, as well as advance scouting of upcoming opponents and assisting in the day-to-day operations of the Pro Department. DeLuca also assists with evaluations of college draft prospects.

Before joining the Browns, DeLuca graduated from Arizona State in 2013 with a degree in business management and legal studies. DeLuca previously worked as a pro personnel intern with the Philadelphia Eagles in the summers of 2011 and 2012.

Before interning in the Philadelphia personnel department, he worked as an equipment assistant for the Eagles from 2006-10.

DeLuca currently resides in Cleveland, Ohio.

STAFF

PLAYERS

2017 SEASON

HISTORY

RECORDS

GAME DAY



PLAYER PERSONNEL

SCOTT LEVIN

SCOUT

Scott Levin enters his fourth season in the Cleveland Browns player personnel department. He joined the organization as an intern in 2014 and spent two seasons (2015-16) as a scouting assistant before being promoted to scout in 2017.

Levin graduated from the University of Florida where he interned with the Florida football team's recruiting department during his junior and senior years. Prior to working at Florida, Levin coached at Buchholz High School in Gainesville, Fla. and Winter Park High School in Winter Park, Fla.

A native of Maitland, Fla., Levin currently resides in Falls Church, Va., with his wife, Cydney.

GERALD McCULLY

SCOUT

Gerald McCully enters his third season on the Cleveland Browns' player personnel staff after serving as a part-time scout for the Montreal Alouettes from 1997-2014. Prior to his work with the Alouettes, McCully coached running backs and linebackers for the Arena Football League's Florida Bobcats from 1995-97.

From 1987-93, McCully worked at The Citadel, his alma mater, as the tight ends coach, recruiting coordinator and academic coordinator. While in college, he played nose guard from 1981-83 and went on to coach at Jesuit High School in Tampa, Fla. from 1985-87. He continued his high school coaching career with stops at six other high schools in Florida and South Carolina from 1993-2015. Gerald worked part-time for Terry Forbes Recruit Evaluations where he evaluated Illinois, Indiana, Missouri and Florida from 1997-2002.

PATRICK MOORE

SCOUT

Patrick Moore enters his fifth season with the Cleveland Browns in the player personnel department.

Moore joined the Browns after spending five seasons (2007-11) on the coaching staff at Fordham University. During his tenure at Fordham, he served as assistant head coach/offensive line (2010-11), defensive coordinator (2009) and linebackers/special teams coach (2007-08).

Moore has also held collegiate coaching positions at Louisiana Tech (2005-06), Auburn (2002-04), Western Carolina (2000-01) and at his alma mater, Illinois Wesleyan (1997). On the high school level, he also coached two seasons (1998-99) at Normal Community High School in Normal, Illinois. As a graduate assistant coach at Auburn in 2004, Moore assisted the offensive line and special teams units and was part of the staff that helped the Tigers post a 13-0 season and victory in the Sugar Bowl.

A graduate of Illinois Wesleyan, Moore received his bachelor's degree in business administration. He has also earned master's degrees from both Western Carolina (2001) and Auburn (2005).

Moore resides in Auburn, Ala. with his wife, Misty, and daughters, Carolina and Cadyn.



STAFF

PLAYERS

2017 SEASON

HISTORY

RECORDS

GAME DAY



PLAYER PERSONNEL

MARSHALL OIUM

SCOUT

Marshall Oium is in his fifth year in the Browns player personnel department and his second in his current role. Oium is responsible for evaluating both pro and college players throughout the year, while also preparing scouting reports for upcoming opponents.

From 2013-15, Oium worked as a scouting intern before serving as a scouting assistant in 2015. Prior to his time with the Browns, Oium worked as a futures trader with Marquette Partners from 2011-13.

Oium played four years of quarterback for the University of Chicago, while also playing baseball for the school as an outfielder and pitcher.

A native of Temecula, Calif., Oium graduated from Chicago with a bachelor's degree in economics.

He and his wife, Emely, currently reside in Cleveland, Ohio.

MAX PAULUS

SCOUT

Max Paulus is in his fifth year with the Browns player personnel staff and second as a scout. Paulus is mainly responsible for evaluating college players from the Mid-Atlantic region throughout the year.

Paulus served as a scouting assistant for two seasons (2014-15) after he began working with the Browns as a scouting intern in 2013.

Prior to his time in Cleveland, Paulus played football at Denison University for four years, starting at quarterback for three and serving as a captain during his senior season. He graduated with bachelor's degrees in economics and history.

A native of Massillon, Ohio, Paulus currently resides in Cleveland, Ohio.



STAFF

PLAYERS

2017 SEASON

HISTORY

RECORDS

GAME DAY



FOOTBALL SUPPORT STAFF

RON BREWER

MANAGER, PLAYER ENGAGEMENT



Ron Brewer is in his third season as the Browns manager of player engagement.

Brewer helps to ensure the successful transition of NFL players into and out of professional football. He oversees programs that include the Rookie Professional Development Program, Rookie Success Program, undergraduate and graduate degree completion, internships, financial education and additional educational sessions, which range from Domestic Violence to Leadership. Over the last two years, Brewer assisted as 23 players completed coursework towards undergraduate or master's degrees, while others participated in internships and job shadowing opportunities.

Prior to the Browns, Brewer spent two seasons at his alma mater, North Carolina, as the director of player development and recruiting. He also spent time at the NCAA as the assistant director of leadership development. With the NCAA, he oversaw national professional development programs for athletes, administrators and coaches. Brewer also worked at SMU (academic support/life skills coordinator), LSU (academic advisor) and with the Minnesota Vikings (player development coordinator).

A native of Chesapeake, Va., Brewer earned undergraduate and master's degrees for UNC, where he lettered as a cornerback. With the Tar Heels, he worked his way from a walk on to earning a scholarship to team captain as a senior.

KATY MEASSICK

PERFORMANCE DIETITIAN



Katy Meassick is in her second year as the Browns' performance dietitian.

Meassick oversees all nutritional needs of the team throughout the season, including practices, workouts, game days and travel. She also focuses in the areas of nutrition education and programming, as well as managing the training table, players' body composition, individual counseling and supplement evaluation.

Meassick came to the Browns from Florida State University where she served as the director of sports nutrition from 2014-16, overseeing the nutrition needs of all Florida State student-athletes. Prior to FSU, she spent time at Arizona State University as the program's registered dietitian. From 2011-13, Meassick worked as the team dietitian at the University of Pennsylvania after spending two years at the University of Maryland as an assistant athletic trainer.

Meassick is a registered dietitian with the Academy of Nutrition and Dietetics and is a member of the Sports, Cardiovascular and Wellness Nutrition dietetic practice group and the Collegiate and Professional Sports Dietitians Association. Meassick is also a board certified specialist in sports dietetics and a certified athletic trainer with the Board of Certification for Athletic Trainers.

A native of Tampa, Fla., Meassick holds a bachelor's degree in athletic training from the University of South Florida and a master's degree in nutrition science from Syracuse University. She and her husband, Greg, currently reside in Westlake, Ohio.

STAFF

PLAYERS

2017 SEASON

HISTORY

RECORDS

GAME DAY



BRAD
MELLAND



EQUIPMENT MANAGER

Brad Melland is in his 13th season as the Browns equipment manager after serving as the assistant equipment manager for the Seattle Seahawks for seven seasons (1998-2004).

Melland was voted by his peers as the NFL Equipment Manager of the Year in 2013.

Along with assistants Jim McLaughlin and Jeff Inderhees, he oversees purchasing, fitting, customizing, and issuing of all playing equipment for the club as well as ensuring all equipment safety parameters is met.

Prior to his stint in Seattle, Melland worked in three other professional leagues, including the Montreal Alouettes of the Canadian Football League (1996-98), where he was the assistant director of football operations, head equipment manager and travel coordinator.

Melland also has experience with the Baltimore Stallions (1994-95) of the Canadian Football League, the World League's Rhein Fire (1995) and Orlando Thunder (1991-92) and the Arena Football League's Tampa Bay Storm (1993).

A native of Williston, North Dakota, Melland graduated from Williston High School and the University of North Dakota, where he earned his BBA in management. He and his wife, Tanya, a native of Montreal, have four children, Christopher, Caeli, Jaime and Jace.

ROB
PAVLAS



VIDEO DIRECTOR

Rob Pavlas is in his ninth season with the Browns and second as video director. He joined the club as assistant video director in 2009 and was promoted to video director in 2016.

Along with assistants Ricky Palmer and Dustin Smith, Pavlas handles all of the audio/visual needs for coaches, player personnel staff and players. They record all practices and games, breaking each down into smaller elements to provide the team with as much detail as possible for game and opponent preparation.

Prior to the Browns, Pavlas worked for DVSport Software (2006-09) and the University of Akron (2004-06). With the Zips, he was the head video contact for football and men's basketball.

Pavlas earned undergraduate and master's degrees from Ohio State University.

He and his wife, Carmina, have a son, Lucas, and daughter, Cruz.



FOOTBALL SUPPORT STAFF

CHRIS POWELL



HEAD GROUNDSKEEPER

Chris Powell is in his 21st season with the Browns and 19th as head groundskeeper. He originally served the Browns as the assistant head groundskeeper from 1992-94 and started back up with the club in his current role when the team returned to Cleveland in 1999.

Powell works closely with stadium field manager Neal Pate and Berea grounds manager Scott Springer in overseeing all aspects of field and grounds management at FirstEnergy Stadium and the Browns training facility. In addition to football games, Powell leads the efforts for other events at both locations, such as concerts, soccer matches and training camp. Over the course of his career, Powell has had experience in field design, construction, renovations and grow-ins, while also being well-versed in warm and cool season grasses and a wide range of athletic fields.

Powell is also a member of the National and Ohio Sports Turf Managers Associations and the Ohio Turf Foundation.

Between stints in Cleveland, Powell served as the grow-in supervisor in 1994 at Arrowhead Stadium in Kansas City, Mo. when the Chiefs transitioned from turf to natural grass. From 1995-97, he also worked as a turf consultant for Northwestern football and MiLB Norwich Navigators while working part-time with the Chiefs. During that time, Powell also acquired a real estate license and worked as a substitute teacher and umpire.

A native of Urich, Mo., Powell graduated from Central Missouri University with a bachelor's degree in parks and recreation with a focus in park management. While in school, he worked full time at the university athletic fields and golf course from 1987-92. Powell also joined the Army National Guard in 1989, finishing as a NCO movements specialist in the 35th infantry division support command out of Lexington, Mo.

Powell and his wife, Stephanie, have two daughters, Katelyn and Ella, and a son, Andrew. They currently reside in Berea, Ohio.

DAWG POUND MOMENT

During each regular season game at FirstEnergy Stadium, the Browns host the Dawg Pound Moment to recognize a Browns ambassador, including Browns alumni, athletes from local sports teams, celebrities or other individuals with special ties to the Cleveland community. In 2016, the Browns saluted Browns alumni Coach Marty Schottenheimer (1980-88), LB Dick Ambrose (1975-83), DB Thom Darden (1972-74, 1976-81), RB Leroy Hoard (1990-95) and P Bryan Wagner (1989-90), as well as 2016 Olympic Gold Medalist gymnast Simone Biles and UFC champion Stipe Miocic, among others.



JOE SHEEHAN

HEAD ATHLETIC TRAINER



Joe Sheehan is entering his ninth season as the Browns' Head Athletic Trainer after spending one year (2008) as the coordinator of athletic training and sports medicine at the University of Arkansas.

Working closely with assistants Andre Tucker, Gordon Williams, Anthony Trem and Pat Rock, Sheehan is responsible for managing the day-to-day care of Browns players in coordination with team physicians. In addition, Sheehan and his staff work synonymously with the club's strength and conditioning staff, creating a true team approach to the overall care of Browns players.

With the Razorbacks, Sheehan coordinated and managed the medical care for more than 450 student-athletes competing in 19 intercollegiate sports. He also served as the lead athletic trainer for the school's football team.

The 2017 season will mark Sheehan's 18th in the NFL on a full-time basis, having spent his first nine years in the league as a member of the athletic training staff of the Jacksonville Jaguars, including the final three as an assistant athletic trainer and the director of rehabilitation. In that role, Sheehan developed and administered player rehabilitation protocols for the organization. He was responsible for all aspects of medical documentation. Sheehan also assisted with the design and implementation of the team's offseason strength and conditioning program.

Sheehan is a certified athletic trainer (ATC), a certified strength and conditioning specialist (CSCS), certified performance enhancement specialist (PES) and a certified corrective exercise specialist (CES).

Sheehan began his affiliation with the Jaguars as a seasonal athletic trainer in 1997. In the spring of 1998, he served as an assistant athletic trainer for the Barcelona Dragons as part of NFL Europe. He returned to the Jaguars as a seasonal athletic trainer in the fall of 1998 before being hired full-time by Jacksonville in 1999. He was promoted three times on the Jaguars' staff before assuming his most recent position in June 2005. In 2003, he was part of a staff that earned the distinction as the NFL Athletic Training Staff of the Year.

Sheehan earned his bachelor's of science degree from the University of Connecticut in 1997. He was a member of the Dean's List and National Honor Society at UConn. He earned his master's of science degree in exercise science and health promotion/rehabilitation science from California University of Pennsylvania in 2007.

He is a member of the National Athletic Trainer's Association, the National Strength and Conditioning Association, the National Academy of Sports Medicine, and the Professional Football Athletic Trainer's Society, where he served on the organization's executive committee and the education committee.

Sheehan and his wife, Lisa, have two daughters, Rachel and Kelsey, and a son, Brendan.



FOOTBALL SUPPORT STAFF

JAMES VOOS, M.D.



HEAD TEAM PHYSICIAN

James E. Voos, MD is entering his fourth season as head team physician for the Cleveland Browns. Dr. Voos is the Jack and Mary Herrick Endowed Director of Sports Medicine at University Hospitals Cleveland and Associate Professor, Department of Orthopedic Surgery at Case Western Reserve University School of Medicine.

Originally from Kansas City, Dr. Voos earned his medical degree from the University of Kansas. He performed his orthopedic surgery residency and sports medicine fellowship at the US News & World Report's No. 1 ranked Hospital for Special Surgery in New York, where he was an assistant team physician for the New York Giants and WNBA New York Liberty.

Dr. Voos also previously served as a team physician for the Kansas City Chiefs and as head physician for the Kansas City Ballet.

Dr. Voos has published more than 50 scientific publications and book chapters. His areas of expertise include wearable performance technology, surgical treatment of ACL and multi-ligament knee injuries, shoulder instability, hip femoroacetabular impingement (FAI) and elbow Tommy John injuries. He was recently selected as a committee member for the American Orthopaedic Society for Sports Medicine (AOSSM) STOP Sports Injuries initiative.

Additionally, Dr. Voos volunteers as a team physician for local collegiate, high school and youth sports and serves as Medical Co-Director for the Cleveland Marathon and Cleveland Triathlon.

Dr. Voos' wife, Kristin, is a neonatologist at Rainbow Babies and Children's Hospital. They have three children - Kalli, K.C. and Klara.

SEAN CUPP, M.D.



LEAD MEDICAL PHYSICIAN

Sean A. Cupp, MD begins his fourth season as lead medical physician for the Cleveland Browns. Dr. Cupp is Co-Director of Sports Medicine and Assistant Professor at University Hospitals Cleveland.

Originally from rural western Oklahoma, Dr. Cupp earned his medical degree from the University of Oklahoma before receiving his family medicine training at the University of Alabama Birmingham-Huntsville Family Practice residency in north Alabama. He returned home for his Primary Care Sports Medicine Fellowship at the University of Oklahoma Medical Center in Oklahoma City and then joined a busy private orthopedic practice in Lawrence, Kan.

Dr. Cupp has spent his entire career in athletic medicine. For the decade prior to arriving in Cleveland, he practiced medical sports medicine and non-surgical orthopedics in northeast Kansas while serving as the assistant head medical physician for the University of Kansas Jayhawks and the head team physician for Baker University Wildcats.

Dr. Cupp is a Fellow in the American Academy of Family Physicians and an active member of the American Medical Society for Sports Medicine and the NFL Physicians Society. He continues to practice sports medicine with University Hospitals Orthopedics. His interests include musculoskeletal medicine, medical issues of the athlete, non-surgical joint preservation, sports ultrasound and ultrasound guided joint injections.

Dr. Cupp and his wife, Keri, have three children: Charlotte, Christian and Caleb.

STAFF

PLAYERS

2017 SEASON

HISTORY

RECORDS

GAME DAY



JIM
BROWN

SPECIAL ADVISOR



Cleveland Browns Hall of Fame running back Jim Brown serves as a special advisor for the team. In this role, he serves in a variety of off-field capacities with the club and in the community. Brown previously was as an executive advisor with the team, a position he held through 2010.

Cleveland's No. 1 draft choice in 1957 from Syracuse, Brown starred in both football and lacrosse during his collegiate career. He went on to fulfill a storied NFL career, which included leading the NFL in rushing during eight of his nine seasons. He appeared in nine consecutive Pro Bowls and was named the NFL's MVP three times (1957, 1958 and 1965). Brown owns team records for most combined net yards (15,459), career rushing yards (12,312), most points in one season (126), career TDs (126), rushing TDs (106), most consecutive games scoring a TD (10) and most 1,000 yard seasons (seven).

Brown's No. 32 was retired by the club and he was inducted into the Pro Football Hall of Fame in 1971. A statue of his likeness was unveiled outside the southeast corner of FirstEnergy Stadium in 2016.

Brown is active with his Amer-I-Can Program, which works in schools, prisons and communities across the country. Born on Feb. 17, 1936, in St. Simons, Ga., Brown and his wife, Monique, live in California with their two children.

STAFF

PLAYERS

2017 SEASON

HISTORY

RECORDS

GAME DAY

JIM BROWN STATUE UNVEILED AT FIRSTENERGY STADIUM

On September 18, 2016 during Browns Alumni Weekend, a statue of Jim Brown's likeness was unveiled outside the south-east corner of FirstEnergy Stadium.

"It's pretty hard to argue with what Jim did as a player," said Browns Owner Jimmy Haslam during the ceremony. "I'm sure you could argue with some various franchises whether he is the greatest NFL player of all time, even the greatest NFL running back, but it would be pretty hard to argue that he is not the greatest Cleveland Brown of all time."


The statue is a first for the Browns honoring a former player, and the team commissioned nationally-recognized sculptor David L. Deming of Lakewood, Ohio, for the statue.

"One of the reasons we have such a tremendous fan base today is that so many of us grew up watching Jim Brown play and remembered (No.) 32 and how he dominated for nine years," Haslam said.



CLEVELAND BROWNS STAFF

STAFF



Blake Adkins
Membership Services
Representative, Season
Tickets



Taylor Adrian
Membership Services
Representative, Season
Tickets



Mike Annarella
Coordinator,
Communications



Renee Arko
Coordinator,
Scoreboard Operations

PLAYERS




Nick Batista
Suite Sales Executive



Anthony Baucio
Associate Producer



Tare Beaver
Membership Services
Representative, Club
Members




Nich Beesley
Associate Producer

2017 SEASON



Jessica Berkshire
Membership Services
Representative,
Club Members



Greg Beutel
Graphic Designer



Will Black
Coordinator, Operations




Andrew Bossard
Assistant
Groundskeeper

HISTORY



John Boykin
Manager, Berea
Security



Brian Braswell
Coaching Assistant



Jess Brooks
Sales Coordinator



Lovelle Brown
Stadium Security
Officer

RECORDS



Troy Brown
Vice President,
Stadium Operations



Vanessa Bryan-Bekono
Manager, Partnership
Activation



Kyle Burke
Account Executive



Andrew Calangelo
Account Executive

GAME DAY



CLEVELAND BROWNS STAFF



Lance Camden
Manager, Corporate
Partnerships




Kelly Carroll
Senior Manager,
Partnership Activation



Chris Cola
Coordinator,
Berea Facilities



Brandon Covert
Director,
Information Technology




Jud Covert
Support Services
Manager



Josh Cox
College Scouting
Assistant



Mike D'Angelo
Coordinator,
Stadium Operations



Phil Dangerfield
Vice President,
Football Operations



Connor Daugherty
Membership Services
Representative, Season
Tickets



Bill Davis
Stadium Security
Officer



Bradley DeAngelis
Software Developer



Jason Decker
Manager, Ticket
Operations



Brent DeCoster
Manager, Partnership
Activation



Scott DiBenedetto
Scouting Assistant



Marina Dieker
Membership Services
Representative, Season
Tickets



Clete Diener
Coordinator,
Stadium Operations



Bob Digney
Engineer



Randy Domain
Vice President,
Corporate Partnerships



Pat Dorin
IT Support Specialist



Theresa Dunham
Executive Assistant

STAFF

PLAYERS

2017 SEASON

HISTORY

RECORDS

GAME DAY



CLEVELAND BROWNS STAFF


STAFF



Sam Fioroni
Scouting Coordinator



John Frain
Director, Team Security



Branden Francis
Scouting Assistant



Nick Frasco
Senior Director,
Corporate Partnership &
Suite Sales

PLAYERS



Dave Freeman
Senior Vice President,
Marketing and Media



Ariel Garcia
Stadium Maintenance




Simon Gelan
Director,
Football Operations



Cory Gillman
Coordinator,
Partnership Activation

2017 SEASON



Dave Giuliani
Football Research
Analyst



Mike Good
Manager,
Stadium Operations



Andrew Gribble
Senior Staff Writer



Brian Gross
Membership Services
Representative,
Season Tickets

HISTORY



Joe Hamlin
Manager, Partnership
Activation



Rich Hanchette
Motion Graphic Artist



Kacy Harmon
Director, Ticket
Operations



Briana Harris
Group Account
Executive

RECORDS



Renee Harvey
Vice President,
Cleveland Browns
Foundation



Andrew Healy
Senior Strategist,
Player Personnel



Seth Hooker
Director, Football IT



Russell Horn
Assistant
Groundskeeper

GAME DAY




CLEVELAND BROWNS STAFF




David Howson
Account Executive



Don Husted
Director, Stadium
Facilities



Zayna Ibrahim
Membership Services
Representative,
Premium Club Members



Jeff Inderhees
Assistant Equipment
Manager



Bob Isgro
Engineer



Peter John-Baptiste
Vice President,
Communications



Jake Jones
Account Executive



Linwood Jones
Senior Application
Developer/Data
Architect



Mike Judge
Manager, Inside Sales



Bridget Kakos
Director,
Partnership Activation



Cecelia Kaltz
Manager, Cleveland
Browns Foundation



Scott Kaniecki
Scouting Assistant



Corey Kinder
Manager, Fan
Experience &
Special Events



Paul Knopp
IT Security Engineer



David Kodish
Group Account
Executive



Steve Korey
Manager, Suite Sales



Sara Kornokovich
Director, Content &
Production



Deb Kruszynski
Travel & Compliance
Manager



John LaForce
Manager,
Youth Football



Taylor Laurer
Director,
Membership Services

STAFF

PLAYERS

2017 SEASON

HISTORY


RECORDS

GAME DAY




CLEVELAND BROWNS STAFF

STAFF



Jennifer Lawlis
Engineer



David Lee
Senior Manager,
Ticket Operations



Jen Leister
Manager, Marketing



Keegan Leyrer
College Scouting
Assistant

PLAYERS



Monica Lince
Coordinator, Ticket
Operations



Kaila Lockhart
Coordinator,
Partnership Activation



Kelvin Long
Group Account
Executive



David Lowry
Network Administrator

2017 SEASON



Kevin Mack
Alumni Relations



Sue Majewski
Payroll Manager



Patrick Maks
Staff Writer



Erica Mangino
Business Analyst

HISTORY



Joseph Mann
Stadium Security
Officer



Thomas Mason
Group Account
Executive



Rob McBurnett
Senior Manager,
Communications



Jeff McDaniel
Producer

RECORDS



Keely McKenzie
Coordinator, Digital
Design



Jim McLaughlin
Assistant Equipment
Manager



Nick McNeil
Manager, Premium &
Group Sales



Audrey Medhurst
Coordinator,
Partnership Activation

GAME DAY



CLEVELAND BROWNS STAFF




Maximo Meggitt
Membership Services
Representative, Season
Tickets



Carol Meier
Receptionist



Lauren Merkt
Group Account
Executive



Kyle Millen
Director,
Scoreboard Operations



Chris Modarelli
Director, Creative
Services




Joseph Moeller
Manager, Business
Analytics




Brad Mohr
Director, Stadium
Operations



Keith Mollohan
Associate Producer



Marshall Morgan
Stadium Maintenance




Hannah Mothersbaugh
Coordinator,
Guest Services



Dan Murphy
Senior Manager,
Communications




Mike Nikolaus
Chief Human
Resources Officer



Katie Noble-Murphy
Executive Assistant



Dax Nollenberger
Scouting Assistant



Shelby O'Brien
Coordinator, Fan
Experience & Special
Events



Sean Olivier
Coordinator,
Scoreboard Operations



Jessica O'Reilly
Manager, Digital &
Media Sales



Carlos Oseguera
Director, Fan
Experience & Special
Events



Sean Othen
Senior Manager,
Corporate Sponsorships



Thomas Pack
Scouting Assistant

STAFF

PLAYERS

2017 SEASON

HISTORY

RECORDS

GAME DAY



CLEVELAND BROWNS STAFF

STAFF



Ricky Palmer
Assistant Video Director



Neal Pate
Stadium Field Manager



Jonathan Patterson
Stadium Security
Officer



Jeff Patton
Network Manager

PLAYERS



Austin Pavilack
Premium Sales
Representative



James Payne
Manager,
Stadium Security



Miguel Pimentel
Premium Sales
Representative



Donna Podolak
Executive Assistant

2017 SEASON



Mark Podolak
Art Director



Brad Postlewaite
Premium Sales
Representative



Marikka Pretz-Anderson
Manager, Legal Affairs



Jerry Ray
Engineer

HISTORY



Allie Raymond
Coordinator, Social
Media



Laurie Rice
Controller



Joe Rizzo
Premium Sales
Representative



Omari Robinson
Group Account
Executive

RECORDS



Megan Rock
Coordinator, Fan
Experience & Special
Events



Patrick Rock
Assistant Athletic
Trainer



Kimer Rogers
Engineer



Gregory Rush
Vice President,
Finance

GAME DAY



CLEVELAND BROWNS STAFF



Cari Savage
Executive Assistant



Brandon Schwartz
Membership Services
Representative,
Premium Club Members



Joshua Shur
Engineer



Michael Sims
Stadium Security
Officer



Bob Sivik
Vice President, Ticket
Sales & Service



Dustin Smith
Video Assistant



Mark Smith
Sales and Marketing
Systems Manager




Pamela Smith
Assistant Controller



Sharon Smith
Manager,
Suiteholder Experience



Scott Springer
Grounds Supervisor



Matt Srodek
Manager,
Berea Facilities



Chris Stanley
Stadium Maintenance



Lindsay Strauch
Manager, Partnership
Activation



Eric Strick
Engineer



Bryant Swindle
Coordinator, Football
Operations




Paul Taylor
Supervising Producer



Jenner Tekancic
Vice President,
Community Relations



Casey Thompson
Coordinator,
Shipping & Receiving



Anthony Trem
Physical Therapist



Andre Tucker
Assistant Head Athletic
Trainer

STAFF

PLAYERS

2017 SEASON

HISTORY

RECORDS


GAME DAY



STAFF



Ted Tywang
Director, Legal Affairs



Dee Vega
Wellness Manager




Erica Virzi
Coordinator,
Suiteholder Experience



Iman Warren
Senior Group Account
Executive

PLAYERS



Zach Wigmore
Scouting Assistant



Gordon Williams
Assistant Athletic
Trainer




Nicole Willis
Manager, Corporate
Partnerships



Jeff Witt
Assistant
Groundskeeper

2017 SEASON



Cariema Wood
Coordinator,
Community Relations
& Alumni



Brittany Young
Manager, Community
Relations



Josh Young
Director,
Ticket Sales



Nathan Zegura
Senior Media
Broadcaster

HISTORY



Jeremy Zimmer
Senior Director, Digital
Media

RECORDS

GAME DAY

FIRST AND TEN TOYS FOR TOTS GAMEDAY DRIVE

During one home game each winter, the Browns partner with the Marine Corps Toys for Tots to host the annual First and Ten Toys for Tots Gameday Toy Drive at FirstEnergy Stadium as part of the Browns First and Ten movement. Fans are encouraged to bring new, unwrapped toys or monetary donations for kids in need within Northeast Ohio. Members of the US Marine Corps help collect donations as Browns fans enter the stadium. Last year, the Browns and fans helped provide thousands of toys and donations to local youth during the holidays. The event is part of the Browns' continued effort to lift spirits of those in need throughout the holiday season. [#give10](#)



VETERANS

54 DOMINIQUE ALEXANDER



POSITION ▶ **LINEBACKER**

SCHOOL ▶ **OKLAHOMA**

HT: 6-0 | WT: 235 | BORN: 4/20/95 | ACQUIRED: FA - '16 | NFL EXPERIENCE: 2ND YEAR

STAFF

PLAYERS

2017 SEASON

HISTORY

RECORDS

GAME DAY

Signed by the Cleveland Browns as an undrafted free agent on May 5, 2016.

SEASONAL REVIEWS:

2016: Finished second on team with nine special-teams tackles...Contributed on special teams in 14 games... (9/11) at Phi.: Made NFL debut on special teams...Registered first career special-teams tackle on punt in third quarter...(11/10) at Bal.: Posted one special-teams tackle on kickoff in second quarter...Recovered muffed punt in second quarter to set up FG.

College: Started 35 of 38 games played at Oklahoma... Totaled 290 career tackles, four sacks, three forced fumbles, three passes defended and one INT...Named to All-Big 12 First Team in 2015 and All-Big 12 Second Team in 2014...Received Freshman All-America honors in 2013, as well as being named Big-12 Defensive Newcomer of the Year and Big-12 Defensive Freshman of the Year... Started all 13 games as a junior in 2015, totaling 103 tackles, two passes defended, 1.5 sacks and one INT... Tallied a career-high 107 tackles in 2014 as a sophomore, starting all 13 games...Added 1.5 sacks, one INT and one forced fumble...Started eight of 13 games as a freshman, notching 80 tackles, two forced fumbles and one sack...Majored in criminology.

Personal: Given name is Dominique E'Shay Alexander... Born in Tulsa, Okla...Has one son, Noah...Brother, Der-

AT A GLANCE

- ▶ Spent the entire 2016 season on the active roster after signing as an undrafted free agent.
- ▶ Finished second on the team with nine special-teams tackles in 2016.
- ▶ Brother, Derrick Jr., played football at Tulsa.

rick Jr., played football at Tulsa...**High School:** Attended Booker T. Washington High School in Tulsa, Okla...Recorded 130 career tackles, 14 passes defended, four sacks, and one INT as a senior...Also played basketball and ran track...**Community Involvement:** Volunteered at numerous Browns youth football camps...Assisted with disaster relief efforts after a tornado damaged much of the town of Norman, Okla...**Hobbies/Interests:** Favorite movie is Life and favorite show is Sons of Anarchy...Lists his favorite type of music as rap and Tupac as his favorite artist.

DOMINIQUE ALEXANDER ▶ CAREER STATISTICS

Year	Team	TACKLES						Yds	INTERCEPTIONS					FUMBLES		
		GP	GS	Tot	Solo	Asst	Sk		No	Yds	Lg	TD	PD	FF	FR	Yds
2016	Cleveland	14	0	0	0	0	0.0	0	0	-	0	0	0	0	0	0

ADDITIONAL STATISTICS: Special-teams tackles – 9 in 2016. Special-teams fumble recoveries – 1 in 2016.



ALEXANDER continued

DOMINIQUE ALEXANDER ▶ GAME-BY-GAME STATISTICS

2016, CLEVELAND

Date	Opp	GP	GS	Tot	So	As	Sk	Yd	Int	Yd	Lg	TD	PD	FF	FR
09/11	at Phi-L	1		0	0	0	0.0	0.0	0	0	-	0	0	0	0
09/18	Bal-L	1		0	0	0	0.0	0.0	0	0	-	0	0	0	0
09/25	at Mia-L	1		0	0	0	0.0	0.0	0	0	-	0	0	0	0
10/2	at Was-L	1		0	0	0	0.0	0.0	0	0	-	0	0	0	0
10/9	NE-L	1		0	0	0	0.0	0.0	0	0	-	0	0	0	0
10/16	at Ten-L	1		0	0	0	0.0	0.0	0	0	-	0	0	0	0
10/23	at Cin-L	1		0	0	0	0.0	0.0	0	0	-	0	0	0	0
10/30	NYJ-L	1		0	0	0	0.0	0.0	0	0	-	0	0	0	0
11/6	Dal-L	1		0	0	0	0.0	0.0	0	0	-	0	0	0	0
11/10	at Bal-L	1		0	0	0	0.0	0.0	0	0	-	0	0	0	0
11/20	Pit-L	1		0	0	0	0.0	0.0	0	0	-	0	0	0	0
11/27	NYG-L	1		0	0	0	0.0	0.0	0	0	-	0	0	0	0
12/11	Cin-L	1		0	0	0	0.0	0.0	0	0	-	0	0	0	0
12/18	at Buf-L	1		0	0	0	0.0	0.0	0	0	-	0	0	0	0
12/24	SD-W														
01/1	at Pit-L														
2016 TOTALS		14	0	0	0	0	0.0	0.0	0	0	-	0	0	0	0

SWAGGER THE BULLMASTIFF

Born "Swagger" on July 20, 2013, the Browns welcome back the four-year-old bullmastiff to their gameday entertainment group. The 140-pound pup will be on the field during team introductions and will meet and take photos with fans on Dawg Pound Drive on Alfred Lerner Way, as well as attend other club events.



STAFF

PLAYERS

2017 SEASON

HISTORY

RECORDS

GAME DAY



15 MARIO ALFORD

POSITION ▶ **WIDE RECEIVER**

SCHOOL ▶ **WEST VIRGINIA**

HT: 5-8 | WT: 177 | BORN: 2/25/92 | ACQUIRED: FA - '16 | NFL EXPERIENCE: 2ND YEAR



Originally drafted by the Cincinnati Bengals in the seventh round (238th overall) of the 2015 NFL Draft...Waived by the Bengals on Sept. 3, 2016...Added to the New York Jets' practice squad on Nov. 16, 2016...Waived by the Jets on Dec. 6, 2016...Added to the Cleveland Browns' practice squad on Dec. 13, 2016...Elevated to the Browns' active roster on Dec. 17, 2016.

SEASONAL REVIEWS:

2016: Served as Browns' primary return specialist the last three games of the season...Averaged 8.5 yards per punt return and 23.8 yards per kickoff return...Joined Browns' practice squad prior to Week 15...Elevated to Browns' active roster on Dec. 17...Spent four weeks on the Jets' practice squad.

2015: Appeared in one regular season game for the Bengals, recording one reception for 15 yards...(12/6) at Cle.: Made NFL debut.

College: Appeared in 25 games with 18 starts at West Virginia, totaling 92 receptions for 1,497 yards and 13 TDs, seven rushes for 61 yards, and 37 kickoffs returned for 972 yards and two TDs...As a senior in 2014, appeared in 13 games recording 65 receptions for 945 yards and 11 TDs, as well as 26 kickoff returns for 743 yards and two TDs en route to earning All-America honorable mention...As a junior in 2013, appeared in 12 games posting 27 receptions for 552 yards and two TDs, five rushes for 47 yards and 11 kickoffs returned for 229 yards...Played the 2011 and 2012 seasons at Georgia Military College,

AT A GLANCE

- ▶ He is the youngest of 14 children.
- ▶ Earned all-state honors as a quarterback in high school, as well as a 100-meter dash state title.
- ▶ Finished the 2016 season as the Browns' primary kickoff and punt returner.

where he led the team in rushing as a sophomore in 2012 with 52 carries for 541 yards and six TDs...Majored in multidisciplinary studies at West Virginia.

Personal: Native of Greenville, Ga...Youngest of 14 children...**High School:** Attended Greenville High School in Greenville, Ga., where he earned all-state honorable mention as a quarterback...Also was a standout track and field athlete, winning the 100-meter state championship.

MARIO ALFORD ▶ CAREER STATISTICS

Year	Team	RECEIVING				Lg	TD	RUSHING				TD
		GP	GS	No	Yds			Avg	Att	Yds	Avg	
2015	Cincinnati	1	0	1	15	15.0	15	0	0	0	-	0
2016	Cleveland	3	0	0	0	-	-	0	0	0	-	0
NFL totals (two years)		4	0	1	15	15.0	15	0	0	0	-	0

Year	Team	KICKOFF RETURNS					PUNT RETURNS					
		No	Yds	Avg	Lg	TD	No	FC	Yds	Avg	Lg	TD
2015	Cincinnati	0	0	-	-	0	0	0	0	-	-	0
2016	Cleveland	8	190	23.8	36	0	8	3	68	8.5	17	0
NFL Totals (two years)		8	190	23.8	36	0	8	3	68	8.5	17	0

CAREER MILESTONES: NFL debut: at Cle., 12/6/15.



ALFORD continued

MARIO ALFORD ► GAME-BY-GAME STATISTICS

2016, CLEVELAND

Date	Opp	GP	GS	No	Yds	Avg	Lg	TD
09/11	at Phi-L			***not with team***				
09/18	Bal-L			***not with team***				
09/25	at Mia-L			***not with team***				
10/2	at Was-L			***not with team***				
10/9	NE-L			***not with team***				
10/16	at Ten-L			***not with team***				
10/23	at Cin-L			***not with team***				
10/30	NYJ-L			***not with team***				
11/6	Dal-L			***not with team***				
11/10	at Bal-L			***not with team***				
11/20	Pit-L			***not with team***				
11/27	NYG-L			***not with team***				
12/11	Cin-L			***not with team***				
12/18	at Buf-L	1		0	0	-	-	0
12/24	SD-W	1		0	0	-	-	0
1/1	at Pit-L	1		0	0	-	-	0
2016 TOTALS		3	0	0	0	-	-	0

2015, CINCINNATI

Date	Opp	GP	GS	No	Yds	Avg	Lg	TD
09/13	at Oak-W			***inactive***				
09/20	SD-W			***inactive***				
09/27	at Bal-W			***inactive***				
10/4	KC-W			***inactive***				
10/11	Sea-W			***inactive***				
10/18	at Buf-W			***inactive***				
11/1	at Pit-W			***inactive***				
11/5	Cle-W			***inactive***				
11/16	Hou-L			***inactive***				
11/22	at Ari-L			***inactive***				
11/29	StL-W			***inactive***				
12/6	at Cle-W	1		1	15	15.0	15	0
12/13	Pit-L			***inactive***				
12/20	at SF-W			***inactive***				
12/28	at Den-L			***inactive***				
1/3	Bal-W			***inactive***				
2015 TOTALS		1	0	1	15	15.0	15	0

PAUL BROWN'S INNOVATIONS

Hall of Fame Coach Paul Brown not only led the Browns to a 167-53-8 record, four AAFC titles and three NFL championships, but he was also an innovator who helped shape the NFL into the game it is today.

A Few Of Paul Brown's Innovations:

- * First to use intelligence test as a hint to a player's learning potential.
- * Set up complete film clip statistical studies and graded his own players based on film study.
- * First use of a radio transmitter to communicate with players on the field.
- * First to install face masks on helmets (at the professional level).



25 GEORGE ATKINSON III



POSITION ▶ **RUNNING BACK**

SCHOOL ▶ **NOTRE DAME**

HT: 6-1 | WT: 220 | BORN: 11/29/92 | ACQUIRED: W. (OAK.) - 16 | NFL EXPERIENCE: 3RD YEAR

STAFF

PLAYERS

2017 SEASON

HISTORY

RECORDS

GAME DAY

Originally signed by the Oakland Raiders as an undrafted free agent on May 16, 2014...Waived by the Raiders on Aug. 30, 2014...Signed to the Raiders' practice squad on Sept. 1, 2014...Elevated to the Raiders' active roster on Nov. 30, 2014...Waived by the Raiders on Sept. 5, 2015...Signed to the Raiders' practice squad on Sept. 8, 2015...Released from the Raiders' practice squad on Sept. 22, 2015...Signed to the Raiders' practice squad on Nov. 17, 2015...Signed by the Raiders on Jan. 5, 2016...Waived by the Raiders on Sept. 3, 2016...Claimed off waivers by the Cleveland Browns on Sept. 4, 2016.

SEASONAL REVIEWS:

2016: Contributed on special teams in all 16 games, re-cording six special-teams tackles...Carried seven times for 34 yards with one TD in Week 17, the first rushing attempts of his career...Served as one of Browns' primary kickoff returners...(1/1) at Pit.: Rushed for 34 yards with one TD on seven carries, the first of his career...Recorded 5-yard rushing TD in fourth quarter that leveled score, 21-21, with 3:28 to play.

2015: Spent nine weeks on the Raiders' practice squad.

2014: Appeared in five games...Recorded one special-teams tackle and seven kickoff returns for 134 yards...(11/30) at StL: Made NFL debut, playing on special teams...Returned three kickoffs for 47 yards.

College: Appeared in 37 games at Notre Dame...Recorded 153 rushing attempts for 943 yards and 10 TDs...Also set school records for kickoff returns (88), kickoff return yardage (2,136) and kick return TDs (two)...As a junior in 2013, saw action in 12 games with four starts, recording 93 rushes for 555 yards and three TDs...Also returned 31 kickoffs for 780 yards...As a sophomore in 2012, saw action in 12 games, rushing for 361 yards and five TDs on 51 carries...Also returned 22 kickoffs for 441 yards...As a freshman in 2011, saw action in 13 games...Recorded nine rushes for 27 yards and two TDs...Also

AT A GLANCE

▶ Father, George "Butch" Atkinson Jr., is a former All-Pro defensive back who appeared in 144 NFL games with the Raiders and Broncos.

▶ Has a twin brother, Josh, who also played football at Notre Dame.

▶ As Notre Dame's primary kick returner, set school records for kickoff returns (88), kickoff return yardage (2,136) and kick return TDs (two).

returned 35 kickoffs for 915 yards and two TDs...Earned second-team freshman All-America honors.

Personal: Native of Stockton, Calif...Father, George "Butch" Atkinson Jr., is a former All-Pro defensive back for the Oakland Raiders and Denver Broncos...Twin brother, Josh, played defensive back at Notre Dame and Azusa Pacific... **Community Involvement:** Visited kids at several Cleveland-area hospitals...**High School:** Attended Granada High School in Livermore, Calif...Served as a captain for the West team in the U.S. Army All-American Bowl.

GEORGE ATKINSON III ▶ CAREER STATISTICS

Year	Team	RUSHING					RECEIVING						
		GP	GS	Att	Yds	Avg	Lg	TD	No	Yds	Avg	Lg	TD
2014	Oakland	5	0	0	0	-	-	0	0	0	-	-	0
2015	Oakland								*** spent time on the practice squad ***				
2016	Cleveland	16	0	7	34	4.9	11	1	0	0	-	-	0
NFL totals (two years)		21	0	7	34	4.9	11	1	0	0	-	-	0

Year	Team	KICKOFF RETURNS					PUNT RETURNS					
		No	Yds	Avg	Lg	TD	No	FC	Yds	Avg	Lg	TD
2014	Oakland	7	134	19.1	28	0	0	0	0	-	-	0
2015	Oakland								*** spent time on practice squad ***			
2016	Cleveland	8	137	16.9	21	0	0	0	0	-	-	0
NFL totals (two years)		15	271	18.1	28	0	0	0	0	-	-	0

ADDITIONAL STATISTICS: Special-teams tackles: 6 in 2016.



ATKINSON III continued

GEORGE ATKINSON III ▶ GAME-BY-GAME STATISTICS

2016, CLEVELAND

Date	Opp	GP	GS	RUSHING					RECEIVING				
				No	Yds	Avg	Lg	TD	No	Yds	Avg	Lg	TD
09/11	at Phi-L	1		0	-	-	0	0	0	0	-	-	0
09/18	Bal-L	1		0	-	-	0	0	0	0	-	-	0
09/25	at Mia-L	1		0	-	-	0	0	0	0	-	-	0
10/2	at Was-L	1		0	-	-	0	0	0	0	-	-	0
10/9	NE-L	1		0	-	-	0	0	0	0	-	-	0
10/16	at Ten-L	1		0	-	-	0	0	0	0	-	-	0
10/23	at Cin-L	1		0	-	-	0	0	0	0	-	-	0
10/30	NYJ-L	1		0	-	-	0	0	0	0	-	-	0
11/6	Dal-L	1		0	-	-	0	0	0	0	-	-	0
11/10	at Bal-L	1		0	-	-	0	0	0	0	-	-	0
11/20	Pit-L	1		0	-	-	0	0	0	0	-	-	0
11/27	NYG-L	1		0	-	-	0	0	0	0	-	-	0
12/11	Cin-L	1		0	-	-	0	0	0	0	-	-	0
12/18	at Buf-L	1		0	-	-	0	0	0	0	-	-	0
12/24	SD-W	1		0	-	-	0	0	0	0	-	-	0
01/1	at Pit-L	1		7	34	4.9	11	1	0	0	-	-	0
2016 TOTALS		16	0	7	34	4.9	11	1	0	0	-	-	0

2015, OAKLAND

Date	Opp	GP	GS	RUSHING					RECEIVING				
				No	Yds	Avg	Lg	TD	No	Yds	Avg	Lg	TD
09/13	Cin-L			***practice squad***									
09/20	Bal-W			***practice squad***									
09/27	at Cle-W			***not on roster***									
10/04	at Chi-L			***not on roster***									
10/11	Den-L			***not on roster***									
10/25	at SD-W			***not on roster***									
11/01	NYJ-W			***not on roster***									
11/08	at Pit-L			***not on roster***									
11/15	Min-L			***not on roster***									
11/22	at Det-L			***practice squad***									
11/29	at Ten-W			***practice squad***									
12/06	KC-W			***practice squad***									
12/13	at Den-W			***practice squad***									
12/20	GB-L			***practice squad***									
12/24	SD-W			***practice squad***									
01/03	at KC-L			***practice squad***									
2015 TOTALS		0	0	0	0	-	-	0	0	0	-	-	0

2014, OAKLAND

Date	Opp	GP	GS	RUSHING					RECEIVING				
				No	Yds	Avg	Lg	TD	No	Yds	Avg	Lg	TD
09/07	at NYJ-L			***practice squad***									
09/14	HOU-L			***practice squad***									
09/21	at NE-L			***practice squad***									
09/28	Mia-L			***practice squad***									
10/12	SD-L			***practice squad***									
10/19	Ari-L			***practice squad***									
10/26	at Cle-L			***practice squad***									
11/02	at Sea-L			***practice squad***									
11/09	Den-L			***practice squad***									
11/16	at SD-L			***practice squad***									
11/20	KC-W			***practice squad***									
11/30	at St. L-L	1		0	0	-	-	0	0	0	-	-	0
12/07	SF-W	1		0	0	-	-	0	0	0	-	-	0
12/14	at KC-L	1		0	0	-	-	0	0	0	-	-	0
12/21	Buf-W	1		0	0	-	-	0	0	0	-	-	0
12/28	at Den-L	1		0	0	-	-	0	0	0	-	-	0
2014 TOTALS		5	0	0	0	-	-	0	0	0	-	-	0

STAFF

PLAYERS

2017 SEASON

HISTORY

RECORDS

GAME DAY



67 CHRIS BARKER

POSITION ▶ **OFFENSIVE LINE**
 SCHOOL ▶ **NEVADA**



HT: 6-2 | WT: 305 | BORN: 8/3/90 | ACQUIRED: W. (N.E.) - '17 | NFL EXPERIENCE: 2ND YEAR

Originally signed by the Miami Dolphins as an undrafted free agent on May 3, 2013...Waived by the Dolphins on Aug. 31, 2013...Claimed by the New England Patriots via waivers on Sept. 1, 2013...Waived by the Patriots on Sept. 1, 2014...Added to the Patriots' practice squad on Sept. 3, 2014...Elevated to the Patriots' active roster on Oct. 16, 2014...Waived by the Patriots on Oct. 28, 2014...Added to the Patriots' practice squad on Oct. 30, 2014...Signed by the Patriots on Feb. 5, 2015...Waived by the Patriots on Sept. 1, 2015...Added to the Patriots' practice squad on Sept. 8, 2015...Elevated to the Patriots' active roster on Nov. 14, 2015...Waived by the Patriots on Nov. 17, 2015...Added to the Patriots' practice squad on Nov. 19, 2015...Signed by the Patriots on Jan. 25, 2016...Waived by the Patriots on Sept. 3, 2016...Added to the Patriots' practice squad on Sept. 5, 2016...Signed by the Patriots on Feb. 7, 2017...Waived by the Patriots on May 18, 2017...Claimed by the Cleveland Browns via waivers on May 19, 2017.

SEASONAL REVIEWS:

2016: Spent the entire season on the Patriots' practice squad.

2015: Spent the majority of the season on the practice squad...Appeared in one regular season game as a reserve.

2014: Spent the majority of the season on the practice squad...(10/16) vs. NYJ: Made season debut...Appeared primarily on special teams.

2013: Appeared in four games as a reserve for the Patriots.

College: Attended Nevada University where he earned second-team All-WAC honors as a sophomore in 2010 and first-team honors as a junior in 2011...Named to Outland Trophy and Lombardi Award watch lists prior

to his senior year in 2012...Graduated with a degree in criminal justice.

Personal: Native of Covina, Calif...Married to Shawna... Has two older sisters, Diamond and Tashawna...Cousin, Richette Jones played football at Oklahoma State... Cousin Manuel Wright played football at USC...**High School:** Attended Etiwanda High School in Rancho Cucamonga, Calif...Helped team to Baseline League championship as a senior in 2007...Named school's athlete of the year...Earned first-team all-league and first-team all-county honors...Also named first-team All-CIF, All-Inland Valley...**Community Involvement:** Active in helping youth football players perfect their craft...**Hobbies/Interests:** Enjoys visiting Lake Tahoe during his time away from football...Favorite hobby is watching movies, his favorite being The Dark Knight...Favorite TV show is Breaking Bad...Listens to Drake.

CHRIS BARKER ▶ CAREER STATISTICS

Year	Team	GP	GS
2013	New England	4	0
2014	New England	1	0
2015	New England	1	0
NFL totals (three years)		6	0

CAREER MILESTONS: NFL debut: vs. TB, 09/22/13.



VETERANS

75 JOEL BITONIO



POSITION ▶ **OFFENSIVE LINE**

SCHOOL ▶ **NEVADA**

HT: 6-4 | WT: 305 | BORN: 10/11/91 | ACQUIRED: D2 - '14 | NFL EXPERIENCE: 4TH YEAR

Originally drafted by Cleveland in the second round (35th overall) of the 2014 NFL Draft.

SEASONAL REVIEWS:

2016: Started at LG and played every offensive snap in first five games...Helped Browns finish second in NFL with 4.89 rush avg., highest by Cleveland since 1966... (10/9) vs. NE: Sustained a foot injury and played every offensive snap...Placed on injured reserve on Oct. 14.

2015: Started all 10 games played...Missed six games with an ankle injury...(11/5) at Cin.: Started at LG...Sustained ankle injury at end of first half but returned to play...Did not play final series, missing first offensive snaps of career...(12/6) vs. Cin.: Returned to action, but sustained an ankle injury on the first offensive series... Placed on injured reserve on Dec. 7.

2014: Voted to PFWA All-AFC team, the only offensive rookie selected to the team...Also named to PFWA All-Rookie team...Started all 16 games at LG, playing every offensive snap...Helped Browns record 17 rushing touchdowns, fourth-most in the NFL, and rush for more than 150 yards in five games...(9/7) at Pit.: In NFL debut, helped team rush for 183 yards (most since 2010) and two TDs...(11/23) at Atl.: After missed FG at end of first half, raced down field to stop Devin Hester to save a potential return touchdown, earning his first career special-teams tackle.

College: Appeared in 51 games at Nevada with 38 starts...Opened 26 games at right tackle before starting all 12 at left tackle as a senior...Credited with allowing just two sacks on 821 pass attempts... Earned All-Mountain West Conference first-team honors at both right tackle and left tackle...As a senior, led the nation with 30 TD-resulting blocks, opening up lanes to the end zone on 18 of the team's 23 rushing TDs...As a junior, blocked for an offense that averaged 514.9 yards per game, first in the MWC and eighth in the nation...Earned

AT A GLANCE

- ▶ Last name is pronounced buh-TONE-ee-oh.
- ▶ Late father, Mike, was a mixed martial arts bareknuckle fighter in the early 1990's.
- ▶ Signed a five-year contract extension during the 2016 offseason.
- ▶ The only offensive rookie voted to PFWA All-AFC team in 2014.
- ▶ Inducted to the Woodrow Wilson Classical High School athletic hall of fame in 2015.

a starting spot at right tackle as a sophomore in an offense that led the MWC and ranked sixth in the nation in yards per game (506.7)...Majored in economics.

Personal: Given name is Joel Michael Bitonio...Last name is pronounced buh-TONE-ee-oh...Married, Courtney, in July 2016...Born in San Pedro, Calif...Has a brother, Lucas, and a sister, Kate...Late father, Mike, was a mixed martial arts bareknuckle fighter in the early 1990's...Worked on the maintenance staff for campus dormitories while a student at Nevada...**High School:** Attended Woodrow Wilson Classical High School in Long Beach, Calif...Lettered in football, basketball and track...Named Moore League Lineman of the Year, in addition to all-league and all-state honors as a senior...Named to the Long Beach Telegram's Dream Team for football and basketball during his senior year...Earned All-Moore League laurels in basketball after averaging 12.3 points

STAFF

PLAYERS

2017 SEASON

HISTORY

RECORDS

GAME DAY



BITONIO continued

a game and leading the league with 11.2 rebounds per game as a senior center...Member of the school's Academic Honor Roll...Inducted into to the Woodrow Wilson Classical High School athletic hall of fame in 2015...
Community Involvement: Volunteered for numerous community opportunities in the Cleveland area, including Browns Play 60 clinics, participating in several 'Shop with a Pro' events, visits to local hospitals and schools and supporting the Greater Cleveland Food

Bank...Named the American Legion Man of the Year in 2015...**Hobbies/Interests:** Enjoys reading sports and war novels...Likes watching the Food Network and enjoys cooking...Hosted a segment on Browns television where he visited Cleveland-area restaurants, interacted with celebrity chefs and participated in cooking challenges.

JOEL BITONIO ► CAREER STATISTICS

Year	Team	GP	GS
2014	Cleveland	16	16
2015	Cleveland	10	10
2016	Cleveland	5	5
NFL Totals (three years)		31	31

CAREER MILESTONES: NFL debut: at Pit., 9/7/14. First NFL start: at Pit., 9/7/14.

HATS OFF TO OUR HEROES

Following the tragedy on Sept. 11, 2001, the Cleveland Browns created the Hats Off to Our Heroes program to recognize and salute the accomplishments and services of those from the local community.


The Browns honor and salute each branch of the military, as well as every day local heroes, during each regular season home game. These men and women join the team as special guests seated in the Honor Row and are honored at the end of the first quarter.

The Cleveland Browns Hats Off to Our Heroes program was awarded the 2003 Best Single Program Award from the World Sports Humanitarian Hall of Fame.



VETERANS

20 BRIEAN BODDY-CALHOUN



POSITION ▶ DEFENSIVE BACK

SCHOOL ▶ MINNESOTA

HT: 5-9 | WT: 193 | BORN: 1/21/93 | ACQUIRED: W. (JAC.) - '16 | NFL EXPERIENCE: 2ND YEAR

Originally signed by the Jacksonville Jaguars as an undrafted free agent on May 1, 2016...Waived by the Jaguars on Sept. 3, 2016...Claimed off waivers by the Cleveland Browns on Sept. 4, 2016.

SEASONAL REVIEWS:

2016: Started six of 14 games...Posted 40 tackles, one sack, three interceptions and 11 passes defended...His three INTs tied for the Browns lead and tied for the most among all NFL rookies...Recorded most INTs by a Browns rookie since Joe Haden in 2010 (six)...Only NFL rookie to record a sack, an INT and an INT-TD in 2016... (9/25) at Mia.: In NFL debut, returned INT for 27-yard TD, becoming first Browns player to return interception for TD in his first NFL game...(11/10) at Bal.: Totaled three solo tackles and one INT...(1/1/17) at Pit.: Registered three solo tackles, one INT and one pass defended... Returned pick 67 yards.

AT A GLANCE

- ▶ Tied for the most interceptions among all NFL rookies in 2016.
- ▶ Became the first Browns rookie ever with INT-TD in NFL debut after scoring a 27-yard TD at Miami on Sept. 25.
- ▶ Hyphenated his name when he was in college from Boddy to Boddy-Calhoun to honor both of his parents.

College: Appeared in 38 games for the University of Minnesota...Recorded 10 career INTs and two TDs... Also recorded 113 career tackles, 16 passes defended, and two forced fumbles...As a senior in 2015, appeared in 11 games, recording 48 tackles and four INTs with one returned for a TD...Two-time All-Big Ten honoree... Transferred to Minnesota from Coffeyville Community College (Kan.) where he earned second-team all-conference honors...Earned a bachelor's degree in elementary education.

Personal: Native of Wilmington, Del...Hyphenated his name when he was in college from Boddy to Boddy-Calhoun to honor both of his parents...**Community Involvement:** Serves as a mentor for kids in Wilmington, helps show them that you can do anything you want to do...**High School:** Attended Wilmington Delcastle Technical High School in Wilmington, Del...Earned first-team all-state honors as a defensive back and second-team all-state as a kick returner...Also earned all-state honors in track and field and basketball.

BRIEAN BODDY-CALHOUN ▶ CAREER STATISTICS

Year	Team	GP	GS	TACKLES				Sk	Yds	INTERCEPTIONS				PD	FUMBLES		
				Tot	Solo	Asst	4			No	Yds	Lg	TD		FF	FR	Yds
2016	Cleveland	14	6	40	36	4	1.0	10.0	3	94	67	1	11	0	0	0	

ADDITIONAL STATISTICS: Career interceptions – Ryan Tannehill (1), Joe Flacco (1), Landry Jones (1). Career sacks – Kirk Cousins (1). Career forced fumbles – None. Special-teams tackles – 3 in 2016.

SINGLE-GAME HIGHS & CAREER MILESTONES: TACKLES: Total – 7, at Ten., 10/16/16. Solo – 6, at Ten., 10/16/16. INTERCEPTIONS: 1, three times; last: at Pit., 1/1/17. Yards – 67, at Pit., 1/1/17. Long – 67, at Pit., 1/1/17. TDs – 1, at Mia., 9/25/16. PASSES DEFENSED: 3, vs. Pit., 11/20/16. SACKS: 1, at Was., 10/2/16. FUMBLES: Forced – None. Recovered – None. NFL debut: at Mia., 9/25/16. First NFL interception: at Mia., 9/25/16 (R. Tannehill). First NFL sack: at Was., 10/2/16 (K. Cousins). Last NFL INT: at Pit., 1/1/17 (L. Jones).



BODDY-CALHOUN *continued*

BRIEAN BODDY-CALHOUN ▶ GAME-BY-GAME STATISTICS

2016, CLEVELAND

Date	Opp	GP	GS	Tot	So	As	Sk	Yd	Int	Yd	Lg	TD	PD	FF	FR
09/11	at Phi-L				***inactive -- coach's decision***										
09/18	Bal-L				***inactive -- coach's decision***										
09/25	at Mia-L	1	DB	4	3	1	0.0	0.0	1	27	27T	1	1	0	0
10/2	at Was-L	1	DB	1	1	0	1.0	10.0	0	0	-	0	0	0	0
10/9	NE-L	1	DB	0	0	0	0.0	0.0	0	0	-	0	1	0	0
10/16	at Ten-L	1	CB	7	6	1	0.0	0.0	0	0	-	0	0	0	0
10/23	at Cin-L	1		4	4	0	0.0	0.0	0	0	-	0	1	0	0
10/30	NYJ-L	1		1	1	0	0.0	0.0	0	0	-	0	0	0	0
11/6	Dal-L	1		3	3	0	0.0	0.0	0	0	-	0	0	0	0
11/10	at Bal-L	1		3	3	0	0.0	0.0	1	0	0	0	1	0	0
11/20	Pit-L	1		2	1	1	0.0	0.0	0	0	-	0	3	0	0
11/27	NYG-L	1	DB	4	4	0	0.0	0.0	0	0	-	0	2	0	0
12/11	Cin-L	1		3	3	0	0.0	0.0	0	0	-	0	0	0	0
12/18	at Buf-L	1		1	1	0	0.0	0.0	0	0	-	0	0	0	0
12/24	SD-W	1	DB	4	3	1	0.0	0.0	0	0	-	0	0	0	0
01/1	at Pit-L	1		3	3	0	0.0	0.0	1	67	67	0	2	0	0
2016 TOTALS		13	6	40	36	4	1.0	10.0	3	94	67	1	11	0	0

BBC SNAGS THREE INTs

In 2016, DB Briean Boddy-Calhoun finished tied for the team lead and tied for first among all NFL rookies with three interceptions. He also ranked tied for third among rookies with 14 passes defended last year.


2016 ROOKIE INTERCEPTION LEADERS

Player	Team	INT
1. DB Briean Boddy-Calhoun	Cleveland	3
MLB Deion Jones	Atlanta	3
CB Artie Burns	Pittsburgh	3



VETERANS

82 JOSH BOYCE



POSITION ▶ WIDE RECEIVER
SCHOOL ▶ TEXAS CHRISTIAN

HT: 5-11 | WT: 205 | BORN: 5/6/91 | ACQUIRED: FA - '17 | NFL EXPERIENCE: 2ND YEAR

Originally drafted by the New England Patriots in the fourth round (102nd overall) of the 2013 NFL Draft...Waived by the Patriots on Aug. 30, 2014...Signed to the Patriots' practice squad on Sept. 1, 2014...Signed by the Patriots on Dec. 27, 2014...Waived by the Patriots on Aug. 31, 2015...Signed by the Indianapolis Colts on April 7, 2016...Waived by the Colts on Aug. 16, 2016...Signed by the Cleveland Browns on Aug. 22, 2016...Waived by the Browns on Aug. 29, 2016...Signed to the Browns' practice squad on Sept. 14, 2016...Signed by the Browns on Jan. 2, 2017.

SEASONAL REVIEWS:

2016: Spent the season on the Browns' practice squad.

2015: Spent training camp with the Patriots.

2014: Appeared in one game for the Patriots.

2013: Appeared in nine games for the New England Patriots and recorded nine receptions for 121 yards...Also returned nine kickoffs for 214 yards.

College: Appeared in 39 games at Texas Christian University with 33 starts...Recorded 161 career receptions for 2,535 yards and 22 TDs...As a junior in 2012, started all 13 games and recorded 66 receptions for 891 yards and seven TDs while earning All-Big 12 honorable mention...As a sophomore in 2011, appeared in all 13 games and recorded 61 receptions for 998 yards and nine TDs while earning first-team All Mountain West recognition...As a freshman in 2010, appeared in all 13 games and recorded 34 receptions for 646 yards and six TDs while earning freshman All-American honors...Graduated with a degree in sociology.

AT A GLANCE

▶ Finished collegiate career second all-time in receiving yards at TCU.

▶ Spent 2016 on the Browns' practice squad.

Personal: Given name is Joshua Caleb Boyce...Native of Copperas Cove, Texas...**High School:** Attended Copperas Cove High School in Copperas Cove, Texas...Earned honorable mention all-state honors as a senior...Teammates with former Browns QB Robert Griffin III in high school...

Hobbies/Interests: Spends most of his down time playing video games, mainly Madden or Call of Duty...Collects sneakers...Favorite movie is Little Giants...Favorite TV show is The Fresh Prince of Bel-Air...Lists Lil Wayne as his favorite recording artist.

JOSH BOYCE ▶ CAREER STATISTICS

Year	Team	RECEIVING					Lg	TD	RUSHING				
		GP	GS	No	Yds	Avg			Att	Yds	Avg	Lg	TD
2013	New England	9	3	9	121	13.4	30	0	3	30	10.0	13	0
2014	New England	1	0	0	0	0	0	0	2	-6	-3.0	2	0
NFL totals (two years)		10	3	9	121	13.4	30	0	5	24	4.8	13	0

Year	Team	KICKOFF RETURNS				
		No	Yds	Avg	Lg	TD
2013	New England	9	214	23.8	41	0
NFL Totals		9	214	23.8	41	0



BOYCE continued

JOSH BOYCE ▶ GAME-BY-GAME STATISTICS

2014, NEW ENGLAND

Date	Opp	GP	GS	No	Yds	Avg	Lg	TD
09/07 at Mia-L				***practice squad***				
09/14 at Min-W				***practice squad***				
09/21 Oak-W				***practice squad***				
09/29 at KC-L				***practice squad***				
10/05 Cin-W				***practice squad***				
10/12 at Buf-W				***practice squad***				
10/16 NYJ-W				***practice squad***				
10/26 Chi-W				***practice squad***				
11/02 Den-W				***practice squad***				
11/16 at Ind-W				***practice squad***				
11/23 Det-W				***practice squad***				
11/30 at GB-L				***practice squad***				
12/07 at SD-W				***practice squad***				
12/14 Mia-W				***practice squad***				
12/21 at NYJ-W				***practice squad***				
12/28 Buf-L	1			0	0	-	-	0
2014 TOTALS	1	0	0	0	0	-	-	0

2013, NEW ENGLAND

Date	Opp	GP	GS	No	Yds	Avg	Lg	TD
09/08 at Buf-W		1		0	0	-	-	0
09/12 NYJ-W		1		0	0	-	-	0
09/22 TB-W		1	WR	0	0	-	-	0
09/29 at Atl-W		1		1	24	24.0	24	0
10/06 at Cin-L		1		0	0	-	-	0
10/13 NO-W				***inactive***				
10/20 at NYJ-L				***inactive***				
10/27 Mia-W				***inactive***				
11/03 Pit-W				***inactive***				
11/18 at Car-L		1		0	0	-	-	0
11/24 Den-W				***inactive***				
12/01 at Hou-W		1		1	6	6.0	6	0
12/08 Cle-W		1	WR	3	49	16.3	22	0
12/15 at Mia-L		1	WR	4	42	10.5	30	0
12/22 at Bal-W				***inactive***				
12/29 Buf-W				***inactive***				
2013 TOTALS	9	3	9	121	13.4	30	0	0

WINNING SPECIAL TEAMS

The Browns are the only team to have received at least one AFC Special Teams Player of the Week award each season since 2011, when special teams coordinator Chris Tabor joined the organization. In total, the Browns have earned the distinction seven times during Tabor's tenure with the club.

BROWNS AFC SPECIAL TEAMS PLAYERS OF THE WEEK, SINCE 2011

Year	Week	Player
2011	2	KR-WR Joshua Cribbs
2012	14	PR-WR Travis Benjamin
2013	3	P Spencer Lanning
2013	5	PR Travis Benjamin
2014	5	LB Tank Carder
2015	2	PR Travis Benjamin
2016	16	DL Jamie Meder



VETERANS

18 KENNY BRITT



POSITION ▶ **WIDE RECEIVER**

SCHOOL ▶ **RUTGERS**

HT: 6-3 | WT: 223 | BORN: 9/18/88 | ACQUIRED: UFA (RAMS) - '17 | NFL EXPERIENCE: 9TH YEAR

Originally drafted by the Tennessee Titans in the first round (30th overall) of the 2009 NFL Draft...Signed by the St. Louis Rams as an unrestricted free agent on April 7, 2014...Re-signed with the Rams as an unrestricted free agent on March 18, 2015...Signed by the Cleveland Browns as an unrestricted free agent on March 9, 2017.

SEASONAL REVIEWS:

2016: Started in all 15 games played, setting career-highs and leading the team with 68 receptions for 1,002 yards...Added five TDs...(10/16) at Det.: Hauled in seven receptions for 136 yards and two TDs, including two receptions of 40-plus yards...(11/13) at NYJ: In a win over the Jets, tied a season-high with seven receptions for 109 yards.

2015: Played in all 16 games, starting 14...Tallied 36 catches for a team-high 681 yards and three TDs...Ranked second in the league averaging 18.9 yards per reception...(9/27) vs. Pit.: Recorded season highs with seven catches for 102 yards.

2014: Played in all 16 games, starting 12...Notched 48 catches for 748 yards and three TDs...(11/16) vs. Den.: Caught four passes for a season-high 128 yards and a TD...(12/21) vs. NYG: Totaled a season-high nine receptions for 103 yards.

2013: Appeared in 12 games, starting the first three...Totaled 11 catches for 96 yards.

2012: Started 11 of 14 games played, totaling 45 receptions for 589 yards and tying for the team lead with four TD receptions...(12/9) at Ind.: Recorded a season-high eight receptions for 143 yards.

2011: Started the first three games of the season, totaling 17 receptions for 289 yards and three TDs...Placed on injured reserve after suffering a season-ending knee injury in Week 4...(9/11) at Jac.: Caught five passes for 136 yards and two TDs in the season opener...(9/18) vs. Bal.: Hauled in nine catches for 135 yards and a TD.

2010: Started seven of 12 games played...Missed four games with a hamstring injury...Caught 42 passes for

AT A GLANCE

- ▶ Has led his team in receiving yards five times, including each of the past three seasons.
- ▶ In 2015, he finished second in the NFL with an 18.9 yards per reception average.
- ▶ His 15.8 yards per reception average is tied for seventh in the NFL since he entered the league in 2009.
- ▶ Became the first Rutgers player ever to be drafted in the first round of the NFL Draft.

a team-best 775 yards and nine TDs...(10/10) at Dal.: Capped a streak of five consecutive games with a TD with seven receptions for 225 yards and three TDs...Over the five-game span, totaled seven TDs.

2009: Played in all 16 games as a rookie, starting six...Hauled in 42 receptions for a team-high 701 yards and a three TDs...His 701 receiving yards ranked fifth most in franchise history for a rookie...(9/10) at Pit.: Caught four passes for 85 yards in his NFL debut...(10/4) at Jac.: Eclipsed the 100-yard receiving mark for the first time in his career, catching seven passes for 105 yards...(11/29) vs. Ari.: Tied a season-high seven receptions for a season-best 128 yards and a TD...Caught the game winning-TD in the back of the end zone on fourth-and-goal as the clock expired.

College: Started 31 of 34 career games at Rutgers, setting a Big East Conference record with 3,043 receiving yards...Set school records with 17 career TDs, five consecutive 100-yard receiving games, 14 career 100-yard

STAFF

PLAYERS

2017 SEASON

HISTORY

RECORDS

GAME DAY



BRITT continued

receiving games, 1,371 yards in a season, and 87 receptions in a season...Ranked third in Rutgers history and fourth in Big East history with 178 career receptions... First-team all-conference as a junior in 2008, ranking second in the nation with a 114.2 receiving yards per game average...Second-team all-conference selection after totaling 62 catches for 1,232 yards and eight TDs as a sophomore...Started six of nine games played as a freshman, recording 29 catches for 440 yards and two TDs...Majored in criminal justice.

Personal: Given name is Kenneth Lawrence Britt...He and his wife, Sabrina, have a son, Aiden, and a daughter, Ava...**High School:** Attended Bayonne High School in Bayonne, N.J...Also ran track, finishing second in the state's 50-meter dash during his senior year...**Hobbies/Interest:** Avid video game player...Favorite movie is The Bourne Ultimatum and favorite TV show is Family Guy... Lists Albee Al as his favorite musician.

KENNY BRITT ► CAREER STATISTICS

Year	Team	RECEIVING			RUSHING								
		GP	GS	No	Yds	Avg	Lg	TD	Att	Yds	Avg	Lg	TD
2009	Tennessee	16	6	42	701	16.7	57	3	0	0	-	-	0
2010	Tennessee	12	7	42	775	18.5	80T	9	0	0	-	-	0
2011	Tennessee	3	3	17	289	17.0	80T	3	0	0	-	-	0
2012	Tennessee	14	11	45	589	13.1	46	4	0	0	-	-	0
2013	Tennessee	12	3	11	96	8.7	15	0	0	0	-	-	0
2014	St. Louis	16	13	48	748	15.6	63T	3	2	14	7.0	12	0
2015	St. Louis	16	14	36	681	18.9	60T	3	0	0	-	-	0
2016	Los Angeles	15	15	68	1002	14.7	66	5	0	0	-	-	0
NFL totals (eight years)		104	72	309	4881	15.8	80t	30	2	14	7.0	12	0

ADDITIONAL STATISTICS: 100-yard receiving games – 12 (105, at Jax., 11/1/09; 128, vs. Ari., 11/29/09; 225, vs. Phi., 10/24/10; 128, vs. Hou., 12/19/10; 136, at Jax., 9/11/11; 135, vs. Bal., 9/18/11; 143, at Ind., 12/9/12; 128, vs. Den., 11/16/14; 103, vs. NYG, 12/21/14; 102, vs. Pit., 9/27/15; 136, at Det., 10/16/16; 109, at NYJ, 11/13/16). **Multiple-TD games** – 3 (3, vs. Phi., 10/24/10; 2, at Jax., 9/11/11; 2, at Det., 10/16/16). **FUMBLES** – 1 (1 lost) in 2009; 1 (1 lost) in 2010; 1 (1 lost) in 2011; 2 (1 lost) in 2012; 2 (1 lost) in 2016; NFL totals: 7 (5 lost). **Misc. tackles** – 2 in 2012; 1 in 2011; 4 in 2012; 1 in 2013; 1 in 2014; 2 in 2015; 1 in 2016; NFL totals: 12.

SINGLE-GAME HIGHS & CAREER MILESTONES: RECEIVING: **Receptions** – 9, twice vs. Bal., 9/18/11; vs. NYG, 12/21/14. **Yards** – 225, vs. Phi., 10/24/10. **TDs** – 3, vs. Phi., 10/24/10. **Long** – 80T, twice vs. Phi., 10/24/10; at Jax., 9/11/11. **NFL debut:** at Pit., 9/10/09. **First NFL start:** vs. Buf., 11/15/09. **First NFL reception:** at Pit., 9/10/09 (15 yards, K. Collins). **RUSHING:** **Attempts** – 1, twice at TB, 9/14/14; vs. Dal., 9/21/14. **Yards** – 12, at TB, 9/14/14. **TDs** – None. **Long** – 12, at TB, 9/14/14.

KENNY BRITT ► GAME-BY-GAME STATISTICS

2016, LOS ANGELES

Date	Opp	GP	GS	No	Yds	Avg	Lg	TD	
09/12	at SF-L	1	WR	4	67	16.8	22	0	
09/18	Sea-W	1	WR	6	94	15.7	36	0	
09/25	at TB-W	1	WR	4	38	9.5	19	0	
10/02	at Ari-W	1	WR	4	82	20.5	34	0	
10/09	Buf-L	1	WR	5	75	15.0	28	0	
10/16	at Det-L	1	WR	7	136	19.4	47	2	
10/23	NYG-L	1	WR	3	43	14.3	26	0	
11/06	Car-L	1	WR	4	49	12.3	15	1	
11/13	at NYJ-W	1	WR	7	109	15.6	46	0	
11/20	MIA-L	1	WR	5	43	8.6	19	0	
11/27	at NO-L	1	WR	5	52	10.4	17	1	
12/04	at NE-L	1	WR	2	67	33.5	66	1	
12/11	Ati-L	1	WR	7	82	11.7	28	0	
12/15	at Sea-L	1	WR	4	50	12.5	24	0	
12/24	SF-L	1	WR	1	15	15.0	15	0	
01/01	Ari-L	***inactive***							
2016 TOTALS		15	15	68	1002	14.7	66	5	

2015, ST. LOUIS

Date	Opp	GP	GS	No	Yds	Avg	Lg	TD
09/13	Sea-W	1	WR	2	37	18.5	21	0
09/20	at Was-L	1	WR	2	44	22.0	40T	1
09/27	Pit-L	1	WR	7	102	14.6	26	0
10/04	at Ari-W	1	WR	0	0	-	-	0
10/11	at GB-L	1	WR	0	0	-	-	0
10/25	Cle-W	1	WR	1	41	41.0	41	0
11/01	SF-W	1	WR	0	0	-	-	0
11/08	at Min-L	1	WR	3	87	29.0	55	0
11/15	Chi-L	1	WR	1	6	6.0	6	0
11/22	at Bal-L	1	WR	2	24	12.0	16	0
11/29	at Cin-L	1	WR	6	63	10.5	18	0
12/06	Ari-L	1	WR	2	41	20.5	30	0
12/13	Det-W	1	WR	2	35	17.5	25	0
12/17	TB-W	1	WR	2	71	35.5	60T	1
12/27	at Sea-W	1	WR	3	49	16.3	28T	1
01/03	at SF-L	1	WR	3	81	27.0	54	0
2015 TOTALS		16	14	36	681	18.9	60T	3



BRITT continued

STAFF

PLAYERS

2017 SEASON

HISTORY

RECORDS

GAME DAY

2014, ST. LOUIS

Date	Opp	GP	GS	No	Yds	Avg	Lg	TD
09/07	Min-L	1	WR	0	0	-	-	0
09/14	TB-W	1		1	17	17.0	17	0
09/21	Dal-L	1		5	69	13.8	38	0
10/05	at Phi-L	1		3	68	22.7	32	1
10/13	SF-L	1	WR	3	39	13.0	18	0
10/19	Sea-W	1	WR	2	4	2.0	6	0
10/26	at KC-L	1	WR	2	52	26.0	43	0
11/02	at SF-W	1	WR	2	32	16.0	21T	1
11/09	at Ari-L	1	WR	3	31	10.3	14	0
11/16	Den-W	1	WR	4	128	32.0	63T	1
11/23	at SD-L	1	WR	2	37	18.5	27	1
12/30	Oak-W	1	WR	1	13	13.0	13	1
12/07	at Was-W	1	WR	2	52	26.0	41	0
12/11	Ari-L	1	WR	5	65	13.0	22	0
12/21	NYG-L	1	WR	9	103	11.4	27	0
12/28	at Sea-L	1	WR	4	38	9.5	12	0
2014 TOTALS		16	13	48	748	15.6	63T	3

2012, TENNESSEE

Date	Opp	GP	GS	No	Yds	Avg	Lg	TD
09/09	NE-L			***suspended***				
09/16	at SD-L	1		1	5	5.0	5	0
09/23	Det-W	1	WR	6	55	9.2	17	0
09/30	at Hou-L			***inactive***				
10/07	at Min-L	1		2	23	11.5	17	0
10/11	Pit-W	1		4	62	15.5	37	1
10/21	at Buf-W	1	WR	4	30	7.5	16	0
10/28	Ind-L	1	WR	3	34	11.3	17	0
11/04	Chi-L	1	WR	5	67	13.4	23	0
11/11	at Mia-W	1	WR	2	36	18.0	28	0
11/25	at Jac-L	1	WR	3	25	8.3	12	1
12/02	Hou-L	1	WR	2	40	20.0	34T	1
12/09	at Ind-L	1	WR	8	143	17.9	46	0
12/17	NYJ-W	1	WR	1	7	7.0	7	0
12/23	at GB-L	1	WR	2	41	20.5	39	1
12/30	Jac-L	1	WR	2	21	10.5	11	0
2012 TOTALS		14	11	45	589	13.1	46	4

2010, TENNESSEE

Date	Opp	GP	GS	No	Yds	Avg	Lg	TD
09/12	Oak-W	1		0	0	-	-	0
09/19	Pit-L	1		5	41	8.2	11	0
09/26	at NYG-W	1		2	26	13.0	13T	1
10/03	Den-L	1		3	23	7.7	8T	1
10/10	at Dal-W	1	WR	4	86	21.5	52	1
10/18	at Jac-W	1	WR	2	33	16.5	23T	1
10/24	Phi-W	1		7	225	32.1	80T	3
10/31	at SD-L	1	WR	0	0	-	-	0
11/14	at Mia-L			***inactive***				
11/21	Was-L			***inactive***				
11/28	at Hou-L			***inactive***				
12/05	Jax-L			***inactive***				
12/09	Ind-L	1	WR	4	39	9.8	18	0
12/19	Hou-W	1	WR	6	128	21.3	59	0
12/26	at KC-L	1	WR	4	89	22.3	53T	1
01/02	at Ind-L	1	WR	5	85	17.0	22	1
2010 TOTALS		12	7	42	775	18.5	80T	9

2013, TENNESSEE

Date	Opp	GP	GS	No	Yds	Avg	Lg	TD
09/08	at Pit-W	1	WR	1	15	15.0	15	0
09/15	at Hou-L	1	WR	4	28	7.0	9	0
09/22	SD-W	1	WR	0	0	-	-	0
09/29	NYJ-W			***inactive***				
10/06	KC-L	1		1	9	9.0	9	0
10/13	at Sea-L	1		1	7	7.0	7	0
10/20	SF-L	1		1	8	8.0	8	0
11/03	at StL-W	1		0	0	-	-	0
11/10	Jax-L	1		0	0	-	-	0
11/14	Ind-L	1		0	0	-	-	0
11/24	at Oak-W	1		0	0	-	-	0
12/01	at Ind-L	1		0	0	-	-	0
12/8	at Den-L			***inactive***				
12/15	Ari-L	1		3	29	-	13	0
12/22	at Jax-W			***inactive***				
12/29	Hou-W			***inactive***				
2013 TOTALS		12	3	11	96	8.7	15	0

2011, TENNESSEE

Date	Opp	GP	GS	No	Yds	Avg	Lg	TD
09/11	at Jac-L	1	WR	5	136	27.2	80T	2
09/18	Bal-W	1	WR	9	135	15.0	37	1
09/25	Den-W	1	WR	3	18	6.0	13	0
10/02	at Cle-W			***injured reserve***				
10/09	at Pit-L			***injured reserve***				
10/23	Hou-L			***injured reserve***				
10/30	Ind-W			***injured reserve***				
11/06	Cin-L			***injured reserve***				
11/13	at Car-W			***injured reserve***				
11/20	at Atl-L			***injured reserve***				
11/27	TB-W			***injured reserve***				
12/04	at Buf-W			***injured reserve***				
12/11	NO-L			***injured reserve***				
12/18	at Ind-L			***injured reserve***				
12/24	Jax-W			***injured reserve***				
01/01	at Hou-L			***injured reserve***				
2011 TOTALS		3	3	17	289	17.0	80T	3

2009, TENNESSEE

Date	Opp	GP	GS	No	Yds	Avg	Lg	TD
09/10	at Pit-L	1		4	85	21.3	57	0
09/20	Hou-L	1		2	22	11.0	13	0
09/27	at NYJ-L	1		4	59	14.8	27	0
10/04	at Jac-L	1		7	105	15.0	42	0
10/11	Ind-L	1		2	18	9.0	11	0
10/18	at NE-L	1		0	0	-	-	0
11/01	Jac-W	1		1	7	7.0	7	0
11/08	at SF-W	1		0	0	-	-	0
11/15	Buf-W	1	WR	2	55	27.5	38	0
11/23	at Hou-W	1	WR	4	42	10.5	16	1
11/29	Ari-W	1	WR	7	128	18.3	51	1
12/06	at Ind-L	1	WR	3	46	15.3	25	1
12/13	StL-W	1	WR	2	75	37.5	44	0
12/20	Mia-W	1	WR	2	32	16.0	19	0
12/25	SD-L	1		1	13	13.0	13	0
01/03	at Sea-L	1		1	14	14.0	14	0
2009 TOTALS		16	16	68	1002	14.7	66	3



92 DESMOND BRYANT



POSITION ▶ DEFENSIVE LINE

SCHOOL ▶ HARVARD

HT: 6-6 | WT: 310 | BORN: 12/15/85 | ACQUIRED: UFA (OAK.) - '13 | NFL EXPERIENCE: NINTH YEAR

Signed by Oakland Raiders as undrafted free agent, April 30, 2009...Re-signed by Raiders as exclusive-rights free agent, July 31, 2011...Re-signed by Raiders as a restricted free agent, June 6, 2012...Signed by Cleveland Browns as an unrestricted free agent, March 12, 2013.

SEASONAL REVIEWS:

2016: Tore a pectoral muscle during a workout in early July and missed the entire season.

2015: Led Browns with career-best six sacks...Amassed 33 tackles and one forced fumble...(11/5) at Cin.: Recorded one sack, his third in as many games...(12/6) vs. Cin.: Played 100th career game...(12/13) vs. SF: In 24-10 victory, totaled five tackles, 1.5 sacks and one forced fumble...(12/20) at Sea.: Registered three tackles and 1.5 sacks.

2014: Second on team and led DL with five sacks...Led Browns defensive linemen with 49 tackles...Started all 15 games played...(11/6) at Cin.: In 24-3 primetime win, amassed six tackles and two sacks...Sacked Andy Dalton on back-to-back plays in third quarter to force punt.

2013: Started first 12 games, compiling a team-high 32 QB harassments...Led Browns defensive linemen with 3.5 sacks and added 45 tackles, five tackles for loss and one pass defended...Placed on reserve/non-football illness on Dec. 4 with irregular heartbeat; had successful ablation performed on Dec. 6...Posted at least 0.5 sack in seven consecutive games from Week 14 (2012) through Week 3...(9/8) vs. Mia.: Made Browns debut, registering a career-best 10 tackles and tying a career high with two sacks...(9/22) at Min.: Ended Vikings' final drive by sacking Christian Ponder on the final play of the game to secure a 31-27 Browns victory.

2012: Appeared in all 16 games with eight starts...Recorded 36 stops, while adding one forced fumble and one blocked field goal...Tied for team lead with four sacks, registering one in each of the team's final four contests...Recorded 12 quarterback hits, a figure that tied for sixth among NFL DTs...(12/2) vs. Cle.: Registered his first career blocked FG on a 28-yard Phil Dawson attempt.

AT A GLANCE

- ▶ Named the Browns 2014 Ed Block Courage Award recipient after returning from an irregular heartbeat that required ablation and cost him the final four games of the 2013 season.
- ▶ Played at Harvard alongside his brother, Brenton, on the defensive line.
- ▶ Spent several offseasons interning at a financial advising firm. Also participated in the 2017 NFL Business Academy at the University of Michigan's Ross School of Business.
- ▶ Cousin, Chester McGlockton, played defensive tackle 12 seasons in the NFL.
- ▶ Spent summers in college working as a paralegal at a law firm in Boston, Ma.

2011: Played in all 16 games with 10 starts...Totaled 35 tackles, five sacks and one forced fumble...(11/11) at GB: Blocked a PAT...(11/20) at Minn.: Recorded a career-high two sacks.

2010: Appeared in 15 games as a reserve...Notched 21 tackles and 2.5 sacks...(11/7) vs. KC: Recorded first career sack after dropping Matt Cassel for a 1-yard loss.

2009: Played in all 16 games as a reserve...Totaled 32 tackles, one forced fumble and one fumble recovery...Finished third in tackles among NFL rookie DTs...One of two undrafted free agents to make the Raiders' opening day 53-man roster.



BRYANT continued

College: Appeared in 32 games at Harvard University (2004-06, 2008)...Recorded 66 career tackles and 13.5 sacks...Second-team All-Ivy League selection as a senior after recording 20 tackles and 1.5 sacks in 10 games...Majored in economics.

Personal: Given name is Desmond Jerel Bryant...Born in Shorewood, Ill... Brother, Brenton, also played DL while both attended Harvard...His cousin, Chester McGlockton, played DT for four teams in 12 NFL seasons...Spent summers in college working as a paralegal at a local

law firm in Boston, Ma... Also participated in the 2017 NFL Business Academy at the University of Michigan's Ross School of Business...**High School:** Attended East Bladen High School...Also earned four letters in track and three in basketball...**Community Involvement:** Hosts an annual football camp at his high school in Elizabethtown, N.C...Browns 2014 Ed Block Courage Award recipient...Participated in numerous hospital and youth football visits as well as military appreciation events...**Hobbies/Interest:** Spent several offseasons interning at a financial advising firm.

DESMOND BRYANT ▶ CAREER STATISTICS

Year	Team	TACKLES						INTERCEPTIONS				FUMBLES				
		GP	GS	Tot	Solo	Asst	Sk	Yds	No	Yds	Lg	TD	PD	FF	FR	Yds
2009	Oakland	16	0	32	24	8	0.0	0.0	0	0	-	0	0	1	1	0
2010	Oakland	15	0	21	15	6	2.5	18.0	0	0	-	0	0	0	0	0
2011	Oakland	16	10	35	30	5	5.0	32.0	0	0	-	0	1	1	0	0
2012	Oakland	16	8	36	26	10	4.0	25.0	0	0	-	0	1	1	0	0
2013	Cleveland	12	12	45	23	22	3.5	22.5	0	0	-	0	1	0	0	0
2014	Cleveland	15	15	49	25	24	5.0	38.0	0	0	-	0	1	0	1	0
2015	Cleveland	14	14	33	24	9	6.0	26.5	0	0	-	0	0	1	0	0
2016	Cleveland	***missed season with torn pectoral muscle suffered during the offseason***														
NFL totals (eight years)		104	59	251	167	84	26.0	162.0	0	0	-	0	4	4	2	0

ADDITIONAL STATISTICS: Multiple-sack games – 5 (2.0, at Min., 11/20/11; 2.0 vs. Mia., 9/8/13; 2.0, at Cin., 11/6/14; 1.5, vs. SF, 12/13/15; 1.5, at Sea., 12/20/15). **Career sacks** – Andy Dalton (4.0), Christian Ponder (3.0), Matt Cassel (2.0), Philip Rivers (2.0), Ryan Tannehill (2.0), Blaine Gabbert (1.5), Russell Wilson (1.5), Nick Foles (1.0), Peyton Manning (1.0), Matt Moore (1.0), Cam Newton (1.0), Kyle Orton (1.0), Carson Palmer (1.0), Brady Quinn (1.0), Ben Roethlisberger (1.0), Aaron Rodgers (1.0), Joe Flacco (0.5), Chad Henne (0.5).

SINGLE-GAME HIGHS & CAREER MILESTONES: TACKLES: Total – 10, vs. Mia., 9/8/13. Solo – 6, at Buf., 11/30/14. SACKS: 2.0, three times; last: at Cin., 11/6/14. FUMBLES: Forced – 1, three times; last: vs. Pit., 9/23/12. Recovered – 1, two times; vs. Cin., 11/22/09; at Atl., 11/23/14. PASSES DEFENSED: 1, four times; last: at Ten., 10/5/12. NFL debut: vs. SD, 9/14/09. First NFL start: at Hou., 10/9/11. First NFL sack: vs. KC, 11/7/10 (M.Cassel).

DESMOND BRYANT ▶ GAME-BY-GAME STATISTICS

2015, CLEVELAND

Date	Opp	GP	GS	Tot	So	As	Sk	Yd	Int	Yd	Lg	TD	PD	FF	FR	
09/13 at NYJ-L		1	LE	4	0	4	0.0	0.0	0	0	-	0	0	0	0	
09/20 Ten-W		1	LE	0	0	0	0.0	0.0	0	0	-	0	0	0	0	
09/27 Oak-L		***inactive -- shoulder***														
10/04 at SD-L		***inactive -- shoulder***														
10/11 at Bal-W		1	LE	2	2	0	0.0	0.0	0	0	-	0	0	0	0	
10/18 Den-L		1	LE	5	4	1	0.0	0.0	0	0	-	0	0	0	0	
10/25 at StL-L		1	LE	1	1	0	1.0	4.0	0	0	-	0	0	0	0	
11/01 Ari-L		1	LE	3	2	1	1.0	2.0	0	0	-	0	0	0	0	
11/05 at Cin-L		1	LE	2	2	0	1.0	7.0	0	0	-	0	0	0	0	
11/15 at Pit-L		1	LE	2	2	0	0.0	0.0	0	0	-	0	0	0	0	
11/30 Bal-L		1	LE	1	1	0	0.0	0.0	0	0	-	0	0	0	0	
12/06 Cin-L		1	LE	1	1	0	0.0	0.0	0	0	-	0	0	0	0	
12/13 SF-W		1	LE	5	4	1	1.5	5.5	0	0	-	0	0	1	0	
12/20 at Sea-L		1	LE	3	1	2	1.5	8.0	0	0	-	0	0	0	0	
12/27 at KC-L		1	LE	3	3	0	0.0	0.0	0	0	-	0	0	0	0	
01/03 Pit-L		1	LE	1	1	0	0.0	0.0	0	0	-	0	0	0	0	
2015 TOTALS		14	14	33	24	9	6.0	26.5	0	0	-	0	0	1	0	



BRYANT continued

2014, CLEVELAND

Date	Opp	GP	GS	Tot	So	As	Sk	Yd	Int	Yd	Lg	TD	PD	FF	FR
09/07	Pit-L														
inactive -- wrist															
09/14	NO-W	1	DL	2	1	1	0.0	0.0	0	0	-	0	0	0	0
09/21	Bal-L	1	RE	3	1	2	0.0	0.0	0	0	-	0	0	0	0
10/05	at Ten-W	1	RE	1	0	1	0.0	0.0	0	0	-	0	1	0	0
10/12	Pit-W	1	DL	3	2	1	1.0	6.0	0	0	-	0	0	0	0
10/19	at Jax-L	1	DL	2	0	2	0.0	0.0	0	0	-	0	0	0	0
10/26	Oak-W	1	RE	3	2	1	0.0	0.0	0	0	-	0	0	0	0
11/02	TB-W	1	RE	3	1	2	0.0	0.0	0	0	-	0	0	0	0
11/06	at Cin-W	1	RE	6	3	3	2.0	14.0	0	0	-	0	0	0	0
11/16	Hou-L	1	DL	8	2	6	0.0	0.0	0	0	-	0	0	0	0
11/23	at Atl-W	1	RE	4	3	1	0.0	0.0	0	0	-	0	0	0	1
11/30	at Buf-L	1	RE	7	6	1	1.0	9.0	0	0	-	0	0	0	0
12/07	Ind-L	1	DL	1	0	1	0.0	0.0	0	0	-	0	0	0	0
12/14	Cin-L	1	RE	4	3	1	1.0	9.0	0	0	-	0	0	0	0
12/21	at Car-L	1	RE	2	1	1	0.0	0.0	0	0	-	0	0	0	0
12/28	at Bal-L	1	RE	0	0	0	0.0	0.0	0	0	-	0	0	0	0
2014 TOTALS		15	15	49	25	24	5.0	38.0	0	0	-	0	1	0	1

2013, CLEVELAND

Date	Opp	GP	GS	Tot	So	As	Sk	Yd	Int	Yd	Lg	TD	PD	FF	FR
09/08	Mia-L	1	DE	10	4	6	2.0	12.0	0	0	-	0	1	0	0
09/15	at Bal-L	1	DE	4	2	2	0.5	2.5	0	0	-	0	0	0	0
09/22	at Min-W	1	DE	5	2	3	1.0	8.0	0	0	-	0	0	0	0
09/29	Cin-W	1	DE	6	3	3	0.0	0.0	0	0	-	0	0	0	0
10/03	Buf-W	1	DE	3	2	1	0.0	0.0	0	0	-	0	0	0	0
10/13	Det-L	1	DE	3	1	2	0.0	0.0	0	0	-	0	0	0	0
10/20	at GB-L	1	DE	3	2	1	0.0	0.0	0	0	-	0	0	0	0
10/27	at KC-L	1	DE	1	0	1	0.0	0.0	0	0	-	0	0	0	0
11/03	Bal-W	1	DE	3	1	2	0.0	0.0	0	0	-	0	0	0	0
11/17	at Cin-L	1	DE	1	1	0	0.0	0.0	0	0	-	0	0	0	0
11/24	Pit-L	1	DE	4	3	1	0.0	0.0	0	0	-	0	0	0	0
12/01	Jax-L	1	DE	2	2	0	0.0	0.0	0	0	-	0	0	0	0
12/08	at NE-L						***reserve/non-football injury***								
12/15	Chi-L						***reserve/non-football injury***								
12/22	at NYJ-L						***reserve/non-football injury***								
12/29	at Pit-L						***reserve/non-football injury***								
2013 TOTALS		12	12	45	23	22	3.5	22.5	0	0	-	0	1	0	0

2012, OAKLAND

Date	Opp	GP	GS	Tot	So	As	Sk	Yd	Int	Yd	Lg	TD	PD	FF	FR
09/10	SD-L	1		0	0	0	0.0	0.0	0	0	-	0	0	0	0
09/16	at Mia-L	1		3	1	2	0.0	0.0	0	0	-	0	0	0	0
09/23	Pit-W	1		5	3	2	0.0	0.0	0	0	-	0	0	1	0
09/30	at Den-L	1		4	2	2	0.0	0.0	0	0	-	0	0	0	0
10/14	at Atl-L	1		1	0	1	0.0	0.0	0	0	-	0	0	0	0
10/21	Jax-W	1		2	0	2	0.0	0.0	0	0	-	0	0	0	0
10/28	at KC-W	1		1	1	0	0.0	0.0	0	0	-	0	0	0	0
11/04	TB-L	1		0	0	0	0.0	0.0	0	0	-	0	0	0	0
11/11	at Bal-L	1	DT	6	3	3	0.0	0.0	0	0	-	0	0	0	0
11/18	NO-L	1	DT	4	1	3	0.0	0.0	0	0	-	0	1	0	0
11/25	at Cin-L	1	DT	1	1	0	0.0	0.0	0	0	-	0	0	0	0
12/02	Cle-L	1	DT	3	1	2	0.0	0.0	0	0	-	0	1	0	0
12/06	Den-L	1	DT	6	3	3	1.0	5.0	0	0	-	0	0	0	0
12/16	KC-W	1	DT	5	3	2	1.0	6.0	0	0	-	0	0	0	0
12/23	at Car-L	1	DT	3	2	1	1.0	9.0	0	0	-	0	0	0	0
12/30	at SD-L	1	DT	4	1	3	0.5	2.5	0	0	-	0	0	0	0
2012 TOTALS		16	8	48	22	26	3.5	22.5	0	0	-	0	2	1	0



BRYANT continued

2011, OAKLAND

Date	Opp	GP	GS	Tot	So	As	Sk	Yd	Int	Yd	Lg	TD	PD	FF	FR
09/12	at Den-W	1		0	0	0	0.0	0.0	0	0	-	0	0	0	0
09/18	at Buf-L	1		0	0	0	0.0	0.0	0	0	-	0	0	0	0
09/25	NYJ-W	1		1	1	0	0.0	0.0	0	0	-	0	0	0	0
10/02	NE-L	1		3	3	0	0.0	0.0	0	0	-	0	0	0	0
10/09	at Hou-W	1	DE	2	1	1	0.0	0.0	0	0	-	0	1	0	0
10/16	Cle-W	1	DE	4	3	1	0.0	0.0	0	0	-	0	0	0	0
10/23	KC-L	1	DE	3	2	1	0.0	0.0	0	0	-	0	0	0	0
11/06	Den-L	1	DE	3	2	1	0.0	0.0	0	0	-	0	0	0	0
11/10	at SD-W	1	DE	2	2	0	1.0	5.0	0	0	-	0	0	0	0
11/20	at Min-W	1	DE	3	3	0	2.0	9.0	0	0	-	0	0	1	0
11/27	Chi-W	1	DT	2	2	0	0.0	0.0	0	0	-	0	0	0	0
12/04	at Mia	1		4	4	0	1.0	9.0	0	0	-	0	0	0	0
12/11	at GB-L	1	DE	4	4	0	1.0	5.0	0	0	-	0	0	0	0
12/18	Det-L	1	DE	1	0	1	0.0	0.0	0	0	-	0	0	0	0
12/24	at KC-W	1	DE	1	1	0	0.0	0.0	0	0	-	0	0	0	0
01/01	SD-L	1	DE	2	2	0	0.0	0.0	0	0	-	0	0	0	0
2011 TOTALS		16	11	35	30	5	5.0	28.0	0	0	-	0	1	1	0

2010, OAKLAND

Date	Opp	GP	GS	Tot	So	As	Sk	Yd	Int	Yd	Lg	TD	PD	FF	FR
09/12	at Ten-L						***inactive -- elbow***								
09/19	StL-W	1		2	1	1	0.0	0.0	0	0	0	-	0	0	0
09/26	at Ari-L	1		0	0	0	0.0	0.0	0	0	0	-	0	0	0
10/03	Hou-L	1		1	0	1	0.0	0.0	0	0	0	-	0	0	0
10/10	SD-W	1		0	0	0	0.0	0.0	0	0	0	-	0	0	0
10/17	at SF-L	1		0	0	0	0.0	0.0	0	0	0	-	0	0	0
10/24	at Den-W	1		1	1	0	0.0	0.0	0	0	0	-	0	0	0
10/31	Sea-W	1		4	4	0	0.0	0.0	0	0	0	-	0	0	0
11/07	KC-W	1		1	1	0	1.0	1.0	0	0	0	-	0	0	0
11/21	at Pit-L	1		1	1	0	0.0	0.0	0	0	0	-	0	0	0
11/28	Mia-L	1		2	0	2	0.5	2.0	0	0	0	-	0	0	0
12/05	at SD-W	1		0	0	0	0.0	0.0	0	0	0	-	0	0	0
12/12	at Jax-L	1		1	1	0	0.0	0.0	0	0	0	-	0	0	0
12/19	Den-W	1		1	1	0	0.0	0.0	0	0	0	-	0	0	0
12/26	Ind-L	1		1	0	1	0.0	0.0	0	0	0	-	0	0	0
01/02	at KC-W	1		6	5	1	1.0	15.0	0	0	0	-	0	0	0
2010 TOTALS		15	0	21	15	6	2.5	18.0	0	0	0	-	0	0	0

2009, OAKLAND

Date	Opp	GP	GS	Tot	So	As	Sk	Yd	Int	Yd	Lg	TD	PD	FF	FR
09/14	SD-L	1		0	0	0	0.0	0.0	0	0	-	0	0	0	0
09/20	at KC-W	1		1	1	0	0.0	0.0	0	0	-	0	0	0	0
09/27	Den-L	1		1	1	0	0.0	0.0	0	0	-	0	0	0	0
10/04	at Hou-L	1		5	2	3	0.0	0.0	0	0	-	0	0	0	0
10/11	at NYG-L	1		3	1	2	0.0	0.0	0	0	-	0	0	0	0
10/18	Phi-W	1		0	0	0	0.0	0.0	0	0	-	0	0	0	0
10/25	NYJ-L	1		7	5	2	0.0	0.0	0	0	-	0	0	0	0
11/01	at SD-L	1		3	3	0	0.0	0.0	0	0	-	0	0	0	0
11/15	KC-L	1		0	0	0	0.0	0.0	0	0	-	0	0	0	0
11/22	Cin-W	1		3	3	0	0.0	0.0	0	0	-	0	0	1	1
11/26	at Dal-L	1		0	0	0	0.0	0.0	0	0	-	0	0	0	0
12/06	at Pit-W	1		0	0	0	0.0	0.0	0	0	-	0	0	0	0
12/13	Was-L	1		2	2	0	0.0	0.0	0	0	-	0	0	0	0
12/20	at Den-W	1		3	3	0	0.0	0.0	0	0	-	0	0	0	0
12/27	at Cle-L	1		3	3	0	0.0	0.0	0	0	-	0	0	0	0
01/03	Bal-L	1		1	0	1	0.0	0.0	0	0	-	0	0	0	0
2009 TOTALS		16	0	32	24	8	0.0	0.0	0	0	-	0	0	1	1



STAFF
PLAYERS
2017 SEASON
HISTORY
RECORDS
GAME DAY

26 MARCUS BURLEY



POSITION ▶ DEFENSIVE BACK
SCHOOL ▶ DELAWARE

HT: 5-10 | WT: 190 | BORN: 6/16/90 | ACQUIRED: W. (SEA) - 16 | NFL EXPERIENCE: 4TH YEAR

Originally signed by the Jacksonville Jaguars as an undrafted free agent on May 28, 2013...Waived by the Jaguars on Aug. 28, 2013...Signed to the Jaguars' practice squad on Sept. 1, 2013...Elevated to the Jaguars' active roster on Sept. 14, 2013...Waived by the Jaguars on Sept. 16, 2013...Signed to the Jaguars' practice squad on Sept. 17, 2013...Released from the Jaguars' practice squad on Oct. 1, 2013...Signed to the Philadelphia Eagles' practice squad on Oct. 9, 2013...Released from the Eagles' practice squad on Oct. 22, 2013...Signed to the Eagles' practice squad on Oct. 23, 2013...Released from the Eagles' practice squad on Nov. 14, 2013...Signed to the St. Louis Rams' practice squad on Dec. 18, 2013...Signed to the Indianapolis Colts' practice squad on Jan. 7, 2014...Signed by the Colts on Jan. 13, 2014...Traded from Colts to the Seattle Seahawks on Aug. 30, 2014...Signed by the Seahawks on April 19, 2016...Waived by the Seahawks on Sept. 3, 2016...Claimed off waivers by the Cleveland Browns on Sept. 4, 2016.

SEASONAL REVIEWS:

2016: Contributed in 12 games, notching five tackles and one pass defended...Added two solo special-teams tackles...Spent training camp with the Seahawks prior to joining the Browns...(9/25) at Mia.: In Browns debut, contributed on special teams.

2015: Appeared in 13 games with one start...Totaled 17 tackles and one sack...Also recorded one INT and two passes defended.

2014: Saw action in 13 games mostly as a nickel corner...Totaled 32 tackles and one sack...Also recorded one INT and five passes defended.

2013: Spent time on the practice squads of the Jaguars, Eagles and Rams.

College: Appeared in 48 games with 33 starts for the University of Delaware...Recorded 169 career tackles, three fumble recoveries and one forced fumble...Also recorded 18 passes defended and four INTs...As a senior in 2012, started all 11 games...Recorded 27 tackles, five passes defended and one fumble recovery...As a junior in 2011, started all 11 games and earned third-team all-conference honors...Graduated with a degree in sports management.

AT A GLANCE

- ▶ Won high school district championship in the 400-meter dash.
- ▶ Earned a degree in sports management from the University of Delaware.

Personal: Given name is Marcus Ray Burley...Native of Richmond, Va...Influenced most by his father, who constantly reminds him to give his best...**High School:** Attended Highland Springs High School in Highland Springs, Va...Helped lead team to a perfect 10-0 record and Capital District title in 2007...Also won district championship in the 400-meter dash as a senior...**Community Involvement:** Assisted the Kam Chancellor Foundation, a non-profit organization that aims to equip children from underprivileged communities with educational, health and wellness tools and resources to position them for greater economic success...Hopes to one day have his own football camp...**Hobbies/Interests:** Enjoys watching movies in his spare time, noting Denzel Washington as his favorite actor...Listens to Hip-Hop/R&B, specifically Drake...

MARCUS BURLEY ▶ CAREER STATISTICS

Year	Team	GP	GS	TACKLES				Yds	INTERCEPTIONS					FUMBLES		
				Tot	Solo	Asst	Sk		No	Yds	Lg	TD	PD	FF	FR	Yds
2014	Seattle	13	0	22	12	10	1.0	5.0	1	24	24	0	5	0	0	0
2015	Seattle	13	1	16	15	1	1.0	9.0	1	0	0	0	2	0	0	0
2016	Cleveland	12	0	5	4	1	0.0	0.0	0	0	-	0	1	0	0	0
NFL totals (three years)		38	1	43	31	12	2.0	14.0	2	24	24	0	8	0	0	0



BURLEY continued

ADDITIONAL STATISTICS: Career interceptions – Cam Newton (1), Johnny Manziel (1). **Career sacks** – Mark Sanchez (1.0), Johnny Manziel (1.0). **Special-teams tackles** – 3 in 2014, 1 in 2015, 2 in 2016; NFL totals: 6.

SINGLE-GAME HIGHS & CAREER MILESTONES: TACKLES: Total – 7, at GB, 9/20/15. **Solo** – 7, at GB, 9/20/15. **INTERCEPTIONS: 1**, two times; at Car., 10/26/14; vs Cle., 12/20/15. **Yards** – 24, at Car., 10/26/14. **Long** – 24, at Car., 10/26/14. **PASSES DEFENSED: 2**, vs. Den., 9/21/14. **SACKS: 1**, two times; at Phi., 12/7/14; vs. Cle., 12/20/15. **NFL debut:** vs. GB, 9/4/14. **First NFL interception:** at Car., 10/26/14 (C. Newton). **First NFL sack:** at Phi., 12/7/14 (M. Sanchez). **Last NFL INT** – at Cle., 12/20/15 (J. Manziel).

MARCUS BURLEY ▶ GAME-BY-GAME STATISTICS

2016, CLEVELAND

Date	Opp	GP	GS	Tot	So	As	Sk	Yd	Int	Yd	Lg	TD	PD	FF	FR
09/11 at Phi-L															
09/18 Bal-L															
09/25 at Mia-L		1		0	0	0	0.0	0.0	0	0		0	0	0	0
10/2 at Was-L		1		0	0	0	0.0	0.0	0	0		0	0	0	0
10/9 NE-L		1		0	0	0	0.0	0.0	0	0		0	0	0	0
10/16 at Ten-L		1		0	0	0	0.0	0.0	0	0		0	0	0	0
10/23 at Cin-L															
10/30 NYJ-L															
11/6 Dal-L		1		0	0	0	0.0	0.0	0	0		0	0	0	0
11/10 at Bal-L		1		0	0	0	0.0	0.0	0	0		0	0	0	0
11/20 Pit-L		1		2	1	1	0.0	0.0	0	0		0	0	0	0
11/27 NYG-L		1		1	1	0	0.0	0.0	0	0		0	0	0	0
12/11 Cin-L		1		0	0	0	0.0	0.0	0	0		0	0	0	0
12/18 at Buf-L		1		0	0	0	0.0	0.0	0	0		0	1	0	0
12/24 SD-W		1		1	1	0	0.0	0.0	0	0		0	0	0	0
01/1 at Pit-L		1		1	1	0	0.0	0.0	0	0		0	0	0	0
2016 TOTALS		12	0	5	4	1	0.0	0.0	0	0	-	0	1	0	0

2015, SEATTLE

Date	Opp	GP	GS	Tot	So	As	Sk	Yd	Int	Yd	Lg	TD	PD	FF	FR
09/13 at St. L-L		1		0	0	0	0.0	0.0	0	0		0	0	0	0
09/20 at GB-L		1	CB	7	7	0	0.0	0.0	0	0		0	0	0	0
09/27 Chi-W		1		3	2	1	0	0	0	0		0	0	0	0
10/05 Det-W		1		0	0	0	0	0	0	0		0	0	0	0
10/11 at Cin-L															
10/18 Car-L															
10/22 at SF-W															
11/01 at Dal-W		1		0	0	0	0	0	0	0		0	0	0	0
11/15 Ari-L		1		0	0	0	0	0	0	0		0	0	0	0
11/22 SF-W		1		1	1	0	0	0	0	0		0	0	1	0
11/29 Pit-W		1		2	2	0	0	0	0	0		0	0	0	0
12/06 at Min-W		1		0	0	0	0	0	0	0		0	0	0	0
12/13 at Bal-W		1		1	1	0	0	0	0	0		0	0	0	0
12/20 Cle-W		1		2	2	0	1	9	1	0		0	0	1	0
12/27 St. L-L		1		0	0	0	0	0	0	0		0	0	0	0
01/03 at Ari-W		1		1	1	0	0	0	0	0		0	0	0	0
2015 TOTALS		13	1	17	16	1	1.0	9.0	1	0	0	0	2	0	0

2014, SEATTLE

Date	Opp	GP	GS	Tot	So	As	Sk	Yd	Int	Yd	Lg	TD	PD	FF	FR
9/04 GB-W		1		1	0	1	0.0	0.0	0	0		0	0	0	0
9/14 at SD-L		1		6	4	2	0.0	0.0	0	0		0	0	0	0
9/21 Den-W		1		3	2	1	0.0	0.0	0	0		0	2	0	0
10/06 at Was-W		1		4	3	1	0.0	0.0	0	0		0	1	0	0
10/12 Dal-L		1		8	6	2	0.0	0.0	0	0		0	0	0	0
10/19 at St. L-L		1		2	1	1	0.0	0.0	0	0		0	0	0	0
10/26 at Car-W		1		3	2	1	0.0	0.0	1	24	24	0	1	0	0
11/02 Oak-W		1		2	1	1	0.0	0.0	0	0		0	1	0	0
11/09 NYG-W		1		1	1	0	0.0	0.0	0	0		0	0	0	0
11/16 at KC-L															
Ari-W															
11/27 at SF-W		1		0	0	0	0.0	0.0	0	0		0	0	0	0
12/07 at Phi-W		1		2	2	0	1.0	5.0	0	0		0	0	0	0
12/14 SF-W															
12/21 at Ari-W		1		0	0	0	0.0	0.0	0	0		0	0	0	0
12/28 St. L-W		1		0	0	0	0.0	0.0	0	0		0	0	0	0
2014 TOTALS		13	0	32	22	10	1.0	5.0	1	24	24	0	5	0	0




STAFF
PLAYERS
2017 SEASON
HISTORY
RECORDS
GAME DAY

24 IBRAHEIM CAMPBELL

POSITION ▶ DEFENSIVE BACK

SCHOOL ▶ NORTHWESTERN

HT: 5-11 | WT: 208 | BORN: 5/13/92 | ACQUIRED: D4A - '15 | NFL EXPERIENCE: 3RD YEAR



Originally drafted by the Cleveland Browns in the fourth round (115th overall) of the 2015 NFL Draft.

SEASONAL REVIEWS:

2016: Totaled career-best 43 tackles...Started eight games and played in 14 contests...Added six special-teams tackles...(11/10) at Bal.: Accrued career-best eight tackles.

2015: Appeared in 15 games with one start at SS...Recorded 10 tackles on defense and seven on special teams...(9/13) at NYJ: Made NFL debut, contributing on special teams...(11/5) at Cin.: Made first career start at SS, amassing five tackles.

College: Played in 50 career games at Northwestern...Amassed 317 career tackles, 27 passes defended, 11 interceptions, six forced fumbles and two fumble recoveries...Four-time Academic All-Big Ten selection...Named co-captain as a senior, finishing the season with 54 tackles, a league-high four forced fumbles, three interceptions and three passes defended...Earned All-Big Ten second-team accolades...Started all 12 games as a junior, earning All-Big Ten honorable mention with 74 tackles, five passes defended and one sack...Totaled 89 tackles, a team-high 13 passes defended, two interceptions and two forced fumbles as a sophomore, earning All-Big Ten honorable mention...Led Northwestern with 100 tackles as a freshman, receiving Freshman All-American honors...Graduated with a degree in economics.

Personal: Given name Ibraheim Malcolm-Ramon Campbell...First name pronounced EE-brah-heem...Native of Philadelphia...Family and friends call him Ibro...Youngest of 11 siblings, has eight brothers and two sisters...Worked as a camp counselor and delivered food for

AT A GLANCE

- ▶ First name pronounced EE-brah-heem.
- ▶ Youngest of 11 siblings, has eight brothers and two sisters.
- ▶ Four-time Academic All-Big Ten selection.

a local Indian restaurant while in high school...Also worked as a baseball instructor for the Illinois Baseball Association while at Northwestern...**High School:** Attended Chestnut Hill in Philadelphia, Pa...Played running back and defensive back...Earned all-state and All-Southeastern Pennsylvania honors at running back...Earned all-league and all-city honors at defensive back...Named to the Philadelphia Daily News All-Decade Team as a defensive back...Rushed for 3,857 career yards and 52 TDs...Finished his senior season with 1,885 rushing yards and 28 TDs...Totaled 135 tackles, nine interceptions, four forced fumbles and two fumble recoveries as a senior...Also participated in basketball and track and field...Graduated cum laude...**Community Involvement:** Interested in talking with and mentoring young students about the importance of education...Volunteered at numerous Cleveland-area hospitals and youth football events in his first two seasons...**Hobbies/Interests:** Enjoys playing card games, such as spades, hearts and rummy...Favorite movie is Little Rascals and favorite TV show is Fresh Prince of Bel Air...Lists R&B as his favorite type of music and Wale as his favorite artist.



CAMPBELL continued

IBRAHEIM CAMPBELL ▶ CAREER STATISTICS

Year	Team	TACKLES							INTERCEPTIONS					FUMBLES			
		GP	GS	Tot	Solo	Asst	Sk	Yds	No	Yds	Lg	TD	PD	FF	FR	Yds	
2015	Cleveland	15	1	10	9	1	0.0	0.0	0	0	-	0	0	0	0	0	0
2016	Cleveland	14	8	43	30	13	0.0	0.0	0	0	-	0	0	0	0	0	
NFL Totals (two years)		29	9	53	39	14	0.0	0.0	0	0	-	0	0	0	0	0	

ADDITIONAL STATISTICS: Interceptions – None. Sacks – None. Special-teams tackles – 7 in 2015; 6 in 2016; NFL totals: 13.

SINGLE-GAME HIGHS & CAREER MILESTONES: TACKLES: Total – 8, at Bal., 11/6/16. Solo – 6, at Buf., 12/18/16. INTERCEPTIONS: None. Yards – None. Long – None. TDs – None. FUMBLES: Forced – None. Recovered – None. PASSES DEFENSED: None. SACKS: None. NFL debut: at NYJ., 9/13/15. First NFL start: vs. Ari., 11/1/15. First NFL interception: None. Last NFL interception: None.

IBRAHEIM CAMPBELL ▶ GAME-BY-GAME STATISTICS

2016, CLEVELAND

Date	Opp	GP	GS	Tot	So	As	Sk	Yd	Int	Yd	Lg	TD	PD	FF	FR
09/11	at Phi-L	1	SS	5	5	0	0.0	0.0	0	0	-	0	0	0	0
09/18	Bal-L	1	SS	1	1	0	0.0	0.0	0	0	-	0	0	0	0
09/25	at Mia-L														
inactive -- hamstring															
10/2	at Was-L														
inactive -- hamstring															
10/9	NE-L	1	SS	5	3	2	0.0	0.0	0	0	-	0	0	0	0
10/16	at Ten-L	1	SS	3	2	1	0.0	0.0	0	0	-	0	0	0	0
10/23	at Cin-L	1	SS	2	2	0	0.0	0.0	0	0	-	0	0	0	0
10/30	NYJ-L	1		2	2	0	0.0	0.0	0	0	-	0	0	0	0
11/6	Dal-L	1		6	3	3	0.0	0.0	0	0	-	0	0	0	0
11/10	at Bal-L	1	DB	8	4	4	0.0	0.0	0	0	-	0	0	0	0
11/20	Pit-L	1		0	0	0	0.0	0.0	0	0	-	0	0	0	0
11/27	NYG-L	1		0	0	0	0.0	0.0	0	0	-	0	0	0	0
12/11	Cin-L	1	SS	4	2	2	0.0	0.0	0	0	-	0	0	0	0
12/18	at Buf-L	1	SS	7	6	1	0.0	0.0	0	0	-	0	0	0	0
12/24	SD-W	1		0	0	0	0.0	0.0	0	0	-	0	0	0	0
01/1	at Pit-L	1		0	0	0	0.0	0.0	0	0	-	0	0	0	0
2016 TOTALS		14	8	43	30	13	0.0	0.0	0	0	-	0	0	0	0

2015, CLEVELAND

Date	Opp	GP	GS	Tot	So	As	Sk	Yd	Int	Yd	Lg	TD	PD	FF	FR
09/13	at NYJ-L	1		0	0	0	0.0	0.0	0	0	-	0	0	0	0
09/20	Ten-W														
inactive -- coach's decision															
09/27	Oak-L	1		0	0	0	0.0	0.0	0	0	-	0	0	0	0
10/04	at SD-L	1		0	0	0	0.0	0.0	0	0	-	0	0	0	0
10/11	at Bal-W	1		0	0	0	0.0	0.0	0	0	-	0	0	0	0
10/18	Den-L	1		0	0	0	0.0	0.0	0	0	-	0	0	0	0
10/25	at StL-L	1		0	0	0	0.0	0.0	0	0	-	0	0	0	0
11/01	Ari-L	1		5	5	0	0.0	0.0	0	0	-	0	0	0	0
11/05	at Cin-L	1	SS	5	4	1	0.0	0.0	0	0	-	0	0	0	0
11/15	at Pit-L	1		0	0	0	0.0	0.0	0	0	-	0	0	0	0
11/30	Bal-L	1		0	0	0	0.0	0.0	0	0	-	0	0	0	0
12/06	Cin-L	1		0	0	0	0.0	0.0	0	0	-	0	0	0	0
12/13	SF-W	1		0	0	0	0.0	0.0	0	0	-	0	0	0	0
12/20	at Sea-L	1		0	0	0	0.0	0.0	0	0	-	0	0	0	0
12/27	at KC-L	1		0	0	0	0.0	0.0	0	0	-	0	0	0	0
01/03	Pit-L	1		0	0	0	0.0	0.0	0	0	-	0	0	0	0
2015 TOTALS		15	1	10	9	1	0.0	0.0	0	0	-	0	0	0	0



STAFF

PLAYERS

2017 SEASON

HISTORY

RECORDS

GAME DAY

59 TANK CARDER



POSITION ▶ **LINEBACKER**

SCHOOL ▶ **TEXAS CHRISTIAN**

HT: 6-2 | WT: 235 | BORN: 1/18/89 | ACQUIRED: W. (BUF.) -'12 | NFL EXPERIENCE: 6TH YEAR

Selected by Buffalo Bills as second of two fifth-round choices (147th overall) in 2012 NFL Draft, April 28, 2012...Waived by Bills on Aug. 31, 2012...Claimed off waivers by the Cleveland Browns on Sept. 1, 2012.

Career Highlights:

Stalwart on the Browns special-teams units who was named AFC Special Teams Player of Week for Week 5 in 2014 for a game-changing blocked punt at Tennessee.

Seasonal Reviews:

2016: Voted season-long team captain by teammates prior to season...Played in all 16 games, totaling two solo tackles on defense and four special-teams tackles.

2015: Third on team with 10 special-teams tackles...Tallied six tackles on defense...Played in all 16 games...Registered multiple special-teams tackles on (10/4) at SD and (12/20) at Sea.

2014: Appeared in all 16 games as a reserve...Finished third on the club with 11 special-teams tackles...Earned AFC Special Teams Player of the Week honors after blocking a fourth-quarter punt that resulted in a safety and adding one special-teams tackle at Ten. on Oct. 5...Registered the Browns first blocked punt since 2003...One of 11 NFL players to force a safety in 2014...Stalwart of a kickoff-coverage unit that ranked second in the NFL in average start position.

2013: Played in 15 games, with one start, and contributed on special teams...Totaled 11 tackles and one QB harassment...Finished second on the team with eight special-teams tackles...(10/13) vs. Det.: Registered a team-high two special-teams tackles...(10/27) at KC: Registered two special-teams tackles...(11/17) at Cin.: Posted a career-high seven tackles.

2012: Appeared in 15 games with one start...Recorded one tackle and a pass breakup on defense...Registered five special-teams tackles...Stalwart of a kickoff-coverage unit that ranked second in the NFL, allowing only 19.8 yards per attempt (43 kickoff returns).

AT A GLANCE

- ▶ Voted Browns Special Teams Captain for the 2016 season.
- ▶ Six-time BMX world champion as a youth.
- ▶ Battled back from a life-threatening injury at age 13, when he sustained a broken back, broken ribs, a punctured diaphragm and punctured lung after being thrown from a vehicle, which then rolled over him.
- ▶ Legally changed his name from Ricky Jr. to Tank, a nickname he originally received from his babysitter due to his size as a baby.

College: Four-year letterman at TCU (2008-11)...Started 39 of his 50 career games and totaled 228 tackles, nine sacks, four interceptions, two fumble recoveries and one forced fumble...Two-time Mountain West Conference Defensive Player of the Year (2010, 2011)...Named the 2011 Rose Bowl Defensive MVP, after an impressive defensive performance that included knocking down a potential game-tying two-point conversion in the game's final two minutes...Majored in general studies.

Personal: Legally changed his name from Ricky, Jr. to "Tank," a nickname he originally received from his babysitter due to his size as a baby...Married with two sons...His mother, Marti, was raised in Cleveland...Born in Lake Jackson, Texas, is a native of Sweeny, Texas, where he grew up on approximately 100 acres, with cows, chickens and pigs on his land...Battled back from a life-threatening injury at age 13, when he sustained a



CARDER continued

broken back, broken ribs, a punctured diaphragm and punctured lung after being thrown from a vehicle, which then rolled over him...**High School:** Attended Sweeney High School...Played quarterback, fullback, linebacker, tailback, punter and kicker...Selected as the Greater Houston area Defensive Player of the Year...Also played basketball and baseball...**Community Involvement:** Hopes to start a charity to aid children in critical care, as a result of his own experience, or Down syndrome, inspired by his nephew...Participated in the Browns

Adopt-A-Family program through The Littlest Heroes, an organization that works with kids diagnosed with cancer and their families...Helped build playgrounds in the Cleveland community...Raised funds and awareness for hungry families and malnutrition during Taste of the Browns...**Hobbies/Interests:** Acquires a new hobby each offseason, including yo-yo tricks and artistic wood staining...Six-time BMX world champion as a youth, claiming his first title at 9-years old...Enjoys wakeboarding.

TANK CARDER ► CAREER STATISTICS

Year	Team	TACKLES							INTERCEPTIONS					FUMBLES			
		GP	GS	Tot	Solo	Asst	Sk	Yds	No	Yds	Lg	TD	PD	FF	FR	Yds	
2012	Cleveland	15	1	1	0	1	0.0	0.0	0	0	-	0	1	0	0	0	0
2013	Cleveland	15	1	11	10	1	0.0	0.0	0	0	-	0	0	0	0	0	0
2014	Cleveland	16	0	0	0	0	0.0	0.0	0	0	-	0	0	0	0	0	0
2015	Cleveland	16	0	6	5	1	0.0	0.0	0	0	-	0	0	0	0	0	0
2016	Cleveland	16	0	2	2	0	0.0	0.0	0	0	-	0	0	0	0	0	0
NFL totals (five years)		77	2	20	17	3	0.0	0.0	0	0	-	0	1	0	0	0	0

ADDITIONAL STATISTICS: Blocked punt out of end zone for safety at Ten., 10/5/14. **Special-teams tackles** – 5 in 2012, 8 in 2013, 11 in 2014, 10 in 2015, 4 in 2016; NFL totals: 38.

SINGLE-GAME HIGHS & CAREER MILESTONES: **TACKLES:** Total – 7, at Cin, 11/17/13. **Solo** – 4, vs Pit., 11/24/13. **SACKS:** None. **FUMBLES:** Forced – None. **Recovered** – None. **INTERCEPTIONS:** None. **PASSES DEFENSED:** 1, at Pit., 12/30/12. **NFL debut:** vs. Phi., 9/9/12. **First NFL start:** at Pit., 12/30/15. **First NFL sack:** None. **First NFL interception:** None.

TANK CARDER ► GAME-BY-GAME STATISTICS

2016, CLEVELAND

Date	Opp	GP	GS	Tot	So	As	Sk	Yd	Int	Yd	Lg	TD	PD	FF	FR
09/11 at Phi-L		1		0	0	0	0.0	0.0	0	0	-	0	0	0	0
09/18 Bal-L		1		1	1	0	0.0	0.0	0	0	-	0	0	0	0
09/25 at Mia-L		1		0	0	0	0.0	0.0	0	0	-	0	0	0	0
10/2 at Was-L		1		0	0	0	0.0	0.0	0	0	-	0	0	0	0
10/9 NE-L		1		0	0	0	0.0	0.0	0	0	-	0	0	0	0
10/16 at Ten-L		1		0	0	0	0.0	0.0	0	0	-	0	0	0	0
10/23 at Cin-L		1		0	0	0	0.0	0.0	0	0	-	0	0	0	0
10/30 NYJ-L		1		0	0	0	0.0	0.0	0	0	-	0	0	0	0
11/6 Dal-L		1		0	0	0	0.0	0.0	0	0	-	0	0	0	0
11/10 at Bal-L		1		0	0	0	0.0	0.0	0	0	-	0	0	0	0
11/20 Pit-L		1		0	0	0	0.0	0.0	0	0	-	0	0	0	0
11/27 NYG-L		1		0	0	0	0.0	0.0	0	0	-	0	0	0	0
12/11 Cin-L		1		0	0	0	0.0	0.0	0	0	-	0	0	0	0
12/18 at Buf-L		1		1	1	0	0.0	0.0	0	0	-	0	0	0	0
12/24 SD-W		1		0	0	0	0.0	0.0	0	0	-	0	0	0	0
01/1 at Pit-L		1		0	0	0	0.0	0.0	0	0	-	0	0	0	0
2016 TOTALS		16	0	2	2	0	0.0	0.0	0	0	-	0	0	0	0



CARDER continued

2015, CLEVELAND

Date	Opp	GP	GS	Tot	So	As	Sk	Yd	Int	Yd	Lg	TD	PD	FF	FR
09/13 at	NYJ-L	1		0	0	0	0.0	0.0	0	0	-	0	0	0	0
09/20	Ten-W	1		0	0	0	0.0	0.0	0	0	-	0	0	0	0
09/27	Oak-L	1		0	0	0	0.0	0.0	0	0	-	0	0	0	0
10/04 at	SD-L	1		1	1	0	0.0	0.0	0	0	-	0	0	0	0
10/11 at	Bal-W	1		3	2	1	0.0	0.0	0	0	-	0	0	0	0
10/18	Den-L	1		1	1	0	0.0	0.0	0	0	-	0	0	0	0
10/25 at	StL-L	1		1	1	0	0.0	0.0	0	0	-	0	0	0	0
11/01	Ari-L	1		0	0	0	0.0	0.0	0	0	-	0	0	0	0
11/05 at	Cin-L	1		0	0	0	0.0	0.0	0	0	-	0	0	0	0
11/15 at	Pit-L	1		0	0	0	0.0	0.0	0	0	-	0	0	0	0
11/30	Bal-L	1		0	0	0	0.0	0.0	0	0	-	0	0	0	0
12/06	Cin-L	1		0	0	0	0.0	0.0	0	0	-	0	0	0	0
12/13	SF-W	1		0	0	0	0.0	0.0	0	0	-	0	0	0	0
12/20 at	Sea-L	1		0	0	0	0.0	0.0	0	0	-	0	0	0	0
12/27 at	KC-L	1		0	0	0	0.0	0.0	0	0	-	0	0	0	0
01/03	Pit-L	1		0	0	0	0.0	0.0	0	0	-	0	0	0	0
2015 TOTALS		16	0	6	5	1	0.0	0.0	0	0	-	0	0	0	0

2014, CLEVELAND

Date	Opp	GP	GS	Tot	So	As	Sk	Yd	Int	Yd	Lg	TD	PD	FF	FR
09/07 at	Pit-L	1		0	0	0	0.0	0.0	0	0	-	0	0	0	0
09/14	NO-W	1		0	0	0	0.0	0.0	0	0	-	0	0	0	0
09/21	Bal-L	1		0	0	0	0.0	0.0	0	0	-	0	0	0	0
10/05 at	Ten-W	1		0	0	0	0.0	0.0	0	0	-	0	0	0	0
10/12	Pit-W	1		0	0	0	0.0	0.0	0	0	-	0	0	0	0
10/19 at	Jax-L	1		0	0	0	0.0	0.0	0	0	-	0	0	0	0
10/26	Oak-W	1		0	0	0	0.0	0.0	0	0	-	0	0	0	0
11/02	TB-W	1		0	0	0	0.0	0.0	0	0	-	0	0	0	0
11/06 at	Cin-W	1		0	0	0	0.0	0.0	0	0	-	0	0	0	0
11/16	Hou-L	1		0	0	0	0.0	0.0	0	0	-	0	0	0	0
11/23 at	Atl-W	1		0	0	0	0.0	0.0	0	0	-	0	0	0	0
11/30 at	Buf-L	1		0	0	0	0.0	0.0	0	0	-	0	0	0	0
12/07	Ind-L	1		0	0	0	0.0	0.0	0	0	-	0	0	0	0
12/14	Cin-L	1		0	0	0	0.0	0.0	0	0	-	0	0	0	0
12/21 at	Car-L	1		0	0	0	0.0	0.0	0	0	-	0	0	0	0
12/28 at	Bal-L	1		0	0	0	0.0	0.0	0	0	-	0	0	0	0
2014 TOTALS		16	0	0	0	0	0.0	0.0	0	0	-	0	0	0	0

2013, CLEVELAND

Date	Opp	GP	GS	Tot	So	As	Sk	Yd	Int	Yd	Lg	TD	PD	FF	FR
09/08	Mia-L	1		0	0	0	0.0	0.0	0	0	-	0	0	0	0
09/15 at	Bal-L	1		0	0	0	0.0	0.0	0	0	-	0	0	0	0
09/22 at	Min-W	1		0	0	0	0.0	0.0	0	0	-	0	0	0	0
09/29	Cin-W	1		0	0	0	0.0	0.0	0	0	-	0	0	0	0
10/03	Buf-W	1		0	0	0	0.0	0.0	0	0	-	0	0	0	0
10/13	Det-L	1		0	0	0	0.0	0.0	0	0	-	0	0	0	0
10/20 at	GB-L	1		0	0	0	0.0	0.0	0	0	-	0	0	0	0
10/27 at	KC-L	1		0	0	0	0.0	0.0	0	0	-	0	0	0	0
11/03	Bal-W	1		0	0	0	0.0	0.0	0	0	-	0	0	0	0
11/17 at	Cin-L	1		7	6	1	0.0	0.0	0	0	-	0	0	0	0
11/24	Pit-L	1	LB	4	4	0	0.0	0.0	0	0	-	0	0	0	0
12/01	Jax-L						***inactive -- shoulder***								
12/08 at	NE-L	1		0	0	0	0.0	0.0	0	0	-	0	0	0	0
12/15	Chi-L	1		0	0	0	0.0	0.0	0	0	-	0	0	0	0
12/22 at	NYJ-L	1		0	0	0	0.0	0.0	0	0	-	0	0	0	0
12/29 at	Pit-L	1		0	0	0	0.0	0.0	0	0	-	0	0	0	0
2013 TOTALS		15	1	11	10	1	0.0	0.0	0	0	-	0	0	0	0



CARDER continued

2012, CLEVELAND

Date	Opp	GP	GS	Tot	So	As	Sk	Yd	Int	Yd	Lg	TD	PD	FF	FR
09/09	Phi-L	1		0	0	0	0.0	0.0	0	0	-	0	0	0	0
09/16	at Cin-L						***inactive***								
09/23	Buf-L	1		0	0	0	0.0	0.0	0	0	-	0	0	0	0
09/27	at Bal-L	1		0	0	0	0.0	0.0	0	0	-	0	0	0	0
10/07	at NYG-L	1		0	0	0	0.0	0.0	0	0	-	0	0	0	0
10/14	Cin-W	1		0	0	0	0.0	0.0	0	0	-	0	0	0	0
10/21	at Ind-L	1		0	0	0	0.0	0.0	0	0	-	0	0	0	0
10/28	SD-W	1		0	0	0	0.0	0.0	0	0	-	0	0	0	0
11/04	Bal-L	1		0	0	0	0.0	0.0	0	0	-	0	0	0	0
11/18	at Dal-L	1		0	0	0	0.0	0.0	0	0	-	0	0	0	0
11/25	Pit-W	1		0	0	0	0.0	0.0	0	0	-	0	0	0	0
12/02	at Oak-W	1		0	0	0	0.0	0.0	0	0	-	0	0	0	0
12/09	KC-W	1		0	0	0	0.0	0.0	0	0	-	0	0	0	0
12/16	Was-L	1		0	0	0	0.0	0.0	0	0	-	0	0	0	0
12/23	at Den-L	1		0	0	0	0.0	0.0	0	0	-	0	0	0	0
12/30	at Pit-L	1	LB	1	0	1	0.0	0.0	0	0	-	0	1	0	0
2012 TOTALS		15	1	1	0	1	0.0	0.0	0	0	-	0	1	0	0

BROWNS HONORED EACH DECADE

Since beginning play in 1946, the Browns have had at least one representative on the league's All-Decade team. The NFL All-Decade teams are chosen every 10 years by the Pro Football Hall of Fame Selection Committee members.

BROWNS NAMED TO NFL ALL-DECADE TEAMS

Player	Team	Position	Years on Browns During Decade
Joshua Cribbs	2000s	Kick Returner	2005-09
Jamal Lewis	2000s	Running Back (2nd Team)	2007-09
Michael Bates	1990s	Kick Returner	1995
Frank Minnifield	1980s	Corner Back (2nd Team)	1984-89
Ozzie Newsome*	1980s	Tight End (2nd Team)	1980-89
Paul Warfield*	1970s	Wide Receiver (2nd Team)	1976-77
Jim Brown*	1960s	Fullback	1960-65
Gary Collins	1960s	Flanker	1962-69
Gene Hickerson*	1960s	Guard	1960-69
Leroy Kelly*	1960s	Halfback	1964-69
Len Ford*	1950s	Defensive End	1950-57
Otto Graham*	1950s	Quarterback	1950-55
Lou Groza*	1950s	Kicker	1950-59
Dante Lavelli*	1940s	Offensive End	1946-49
Marion Motley*	1940s	Fullback	1946-49
Mac Speedie	1940s	Offensive End	1946-49
Bill Wills*	1940s	Guard	1946-49

*denotes member of the Pro Football Hall of Fame



19 COREY COLEMAN



POSITION ▶ **WIDE RECEIVER**

SCHOOL ▶ **BAYLOR**

HT: 5-11 | WT: 185 | BORN: 7/6/94 | ACQUIRED: D1 - '16 | NFL EXPERIENCE: 2ND YEAR

Selected by the Cleveland Browns in the first round (15th overall) of the 2016 NFL Draft.

Career Highlights:

Named Pepsi NFL Rookie of the Week in Week 2 of 2016 following a 104-yard, two-TD performance against Baltimore in second career game.

Seasonal Reviews:

2016: Recorded 413 receiving yards and three TDs on 33 receptions...Started all 10 games played...Tied for sixth among NFL rookies with three TD catches and tied for second with two 40+yard catches...Missed six games (Weeks 3-8) after breaking hand during practice leading into Week 3...(9/18) vs. Bal.: Totaled five receptions for 104 yards with two TDs (31 yards, 11 yards), the first scores of his career...His two receiving TDs tied a Browns rookie record...First Browns rookie with 100-yard receiving game since 2012 (Josh Gordon, at Oak., 12/2)... Named NFL's Pepsi Rookie of Week for his performance...(11/27) vs. NYG: Registered three catches for 38 yards with one TD...Hauled in 21-yard TD pass from Josh McCown.

College: Started 28 of his 35 career games played at Baylor...Caught 173 passes for 3,009 yards and 33 TDs...Ran for 164 yards and a TD...2015 Biletnikoff Winner, All-America honors in 2014 and 2015, First Team All-Big 12 in 2014 and 2015...Holds Baylor single-season TD reception record (20) and career TD reception record (33)...First player in Baylor history to record two 1,000-yard receiving seasons...One of four receivers in school history to reach 3,000 career receiving yards...Also returned 25 career kick returns for 651 yards and a TD...Started 12 games as a junior in 2015, leading the nation with school-record 20 receiving TDs...Totaled 1,363 yards on 74 receptions, adding 111 rushing yards on 22 carries...Led the country with 20 catches of 30 yards or more and 11 catches of 40 yards or more...Amassed 58 receptions for 1,178 yards and 20 TDs over the course of the first eight games of the season before suffering a hernia injury...Caught TD reception in nine consecutive

AT A GLANCE

- ▶ Winner of the 2015 Biletnikoff Award, for the top wide receiver in college football after leading the nation with a school record 20 touchdown catches.

- ▶ Set Baylor single-season TD reception record (20) and career TD reception record (33).

- ▶ First wide receiver selected in the 2016 NFL Draft.

- ▶ Grew up in the same neighborhood as 14-year NFL vet Ray Crockett. Crockett served as Corey's track and basketball coach and the two became close. Eventually was named Corey's godfather and is referred to by Coleman as "Pops."

games, with a streak of seven games with multiple TD receptions...Started six of 10 games played as a sophomore in 2014...Caught 64 passes for 1,119 yards and 11 TDs on the year and rushed for 53 yards and a TD on 11 attempts...Ranked third in the country with 10 receptions of 40 yards or more and fourth nationally with 13 receptions of 30 yards or more...Started 10 of 13 games in 2013 as a redshirt freshman...Totaled 527 yards and two TDs on 35 receptions...Team's leading kick returner with 483 yards and a TD on 17 returns...Majored in health, kinesiology and leisure studies.

Personal: Given name is Corey Defians Coleman...Native of Dallas, Texas...Has been able to do back flips and back handsprings since he was five years old...Brother, Jonathan, plays football at Kansas State...Grew up in the same neighborhood as 14-year NFL vet Ray Crockett...Crockett served as Corey's track and basketball



C. COLEMAN continued

coach and the two became close...Eventually Crockett was named Corey's godfather and is referred to by Coleman as 'Pops'...**High School:** Attended Pearce High School in Richardson, Texas...Received first-team Class 4A All-State and District 10-4A MVP honors as a senior in 2011 after catching 69 passes for 932 yards and 11 TDs, rushing for 567 yards and 15 TDs on 84 carries and throwing 106 yards on five of six passing...Tallied 69 receptions for 1,003 yards and 11 TDs as a junior, add-

ing 97 rushes for 426 yards and 13 TDs...Also ran track...**Community Involvement:** Active in the Cleveland community, volunteering for numerous football camps and hospital visits...Interested in building homes for the less fortunate and having youth football camps...**Hobbies/Interests:** Enjoys playing ping-pong in his spare time...Favorite movie is Friday Night Lights and favorite TV show is Empire.

COREY COLEMAN ► CAREER STATISTICS

Year	Team	RECEIVING					RUSHING						
		GP	GS	No	Yds	Avg	Lg	TD	Att	Yds	Avg	Lg	TD
2016	Cleveland	10	10	33	413	12.5	58	3	2	10	5.0	9	0

Year	Team	KICKOFF RETURNS					PUNT RETURNS					
		No	Yds	Avg	Lg	TD	No	FC	Yds	Avg	Lg	TD
2016	Cleveland	0	0	-	-	0	0	0	0	-	-	0

ADDITIONAL STATISTICS: 100-yard receiving games – 1, (104 vs. Bal., 9/18/16). Multiple-TD games – 1, (2, vs. Bal., 9/18/16). **FUMBLES:** None. Misc. tackles – 2 in 2016.

SINGLE-GAME HIGHS & CAREER MILESTONES: **RECEIVING:** Receptions – 5, twice; vs. Bal., 9/18/16; at Pit., 1/1/17. Yards – 104, vs. Bal., 9/18/16. TDs – 2, vs. Bal., 9/18/16. Long – 58, at Phi., 9/11/16. **NFL debut:** at Phi., 9/11/16. **First NFL start:** at Phi., 9/11/16. **First NFL reception:** at Phi., 9/11/16 (58 yards, R. Griffin III). **RUSHING:** Attempts – 1, twice; vs. Cin., 12/11/16; at Pit., 1/1/17. Yards – 9, at Pit., 1/1/17. TDs – None. Long – 9, at Pit., 1/1/17.

COREY COLEMAN ► GAME-BY-GAME STATISTICS

2016, CLEVELAND

Date	Opp	GP	GS	No	Yds	Avg	Lg	TD
09/11	at Phi-L	1	WR	2	69	34.5	58	0
09/18	Bal-L	1	WR	5	104	20.8	47	2
09/25	at Mia-L	***inactive -- hand***						
10/2	at Was-L	***inactive -- hand***						
10/9	NE-L	***inactive -- hand***						
10/16	at Ten-L	***inactive -- hand***						
10/23	at Cin-L	***inactive -- hand***						
10/30	NYJ-L	***inactive -- hand***						
11/6	Dal-L	1	WR	3	41	13.7	18	0
11/10	at Bal-L	1	WR	3	17	5.7	13	0
11/20	Pit-L	1	WR	4	39	9.8	16	0
11/27	NYG-L	1	WR	3	38	12.7	21	1
12/11	Cin-L	1	WR	3	26	8.7	15	0
12/18	at Buf-L	1	WR	3	24	8.0	11	0
12/24	SD-W	1	WR	2	15	7.5	9	0
1/1	at Pit-L	1	WR	5	40	8.0	11	0
2016 TOTALS		10	10	33	413	12.5	58	3



72 SHON COLEMAN



POSITION ▶ OFFENSIVE LINE

SCHOOL ▶ AUBURN

HT: 6-7 | WT: 310 | BORN: 11/25/91 | ACQUIRED: D3B - '16 | NFL EXPERIENCE: 2ND YEAR

Selected by the Cleveland Browns in the third round (76th overall) of the 2016 NFL Draft.

SEASONAL REVIEWS:

2016: Played in seven games as a reserve...Appeared as extra blocker in jumbo sets and saw time at right tackle...The Browns rushed for 160+ yards in both games he saw action at right tackle...Helped Browns finish second in NFL with 4.89 rush avg., highest by Cleveland since 1966.

College: Started 25 of 32 career games played at Auburn...Second-Team All-SEC selection in 2015 after starting 12 games at left tackle for an offense that amassed 2,553 rushing yards...Started all 13 games at left tackle in 2014, helping clear the way for an offense that tallied 3,321 rushing yards on the season...Earned All-SEC Academic honors...Appeared in seven games during his freshman season in 2013 after two years spent in treatment battling leukemia...Cleared by doctors in the spring of 2012 to resume limited practice after being diagnosed with leukemia in 2010...Graduated with a bachelor's degree in public administration and a master's degree in adult education.

Personal: Given name is Shalon De'mere Coleman... Native of Memphis, Tenn...Diagnosed with leukemia in 2010, received treatment at St. Jude's Children's Research Hospital and was cleared by doctors to participate in the spring of 2012...**High School:** Attended Olive Branch High School in Olive Branch, Miss...Earned first-team all-state honors as a senior...**Community Involvement:**

AT A GLANCE

- ▶ Diagnosed with leukemia in 2010, received treatment at St. Jude's Children's Research Hospital and was cleared by doctors to participate in the spring of 2012.
- ▶ Remains involved in efforts at St. Jude, spending his time during the 2016 NFL Draft at the hospital with patients as he was selected by the Browns.
- ▶ Graduated from Auburn with a bachelor's degree in public administration and a master's degree in adult education.

ment: Remains involved in efforts at St. Jude, spending his time during the 2016 NFL Draft at the hospital with patients as he was selected by the Browns...Active in the Cleveland community, volunteering for numerous football camps, hospital visits and trips to the Greater Cleveland Food Bank...**Hobbies/Interests:** Enjoys traveling in his spare time, having been to Mexico and the Bahamas and interested in visiting South Africa...Lists his impersonation skills as his special talent...Favorite movie is Scarface and his favorite TV show is Breaking Bad...Lists rap as his favorite type of music and Gucci Mane as his favorite artist.

SHON COLEMAN ▶ CAREER STATISTICS

Year	Team	GP	GS
2016	Cleveland	7	0

CAREER MILESTONES: NFL debut: at Ten., 10/16/16. First NFL start: None.



VETERANS

51 JAMIE COLLINS SR.



POSITION ▶ **LINEBACKER**

SCHOOL ▶ **SOUTHERN MISSISSIPPI**

HT: 6-3 | WT: 250 | BORN: 10/20/89 | ACQUIRED: T. (N.E.) -16 | NFL EXPERIENCE: 5TH YEAR

SUPER BOWLS WON (ONE): SUPER BOWL XLIX



PRO BOWL SELECTIONS (ONE): 2015



Originally drafted by the New England Patriots in the second round (52nd overall) of the 2013 NFL Draft...Traded by the Patriots to the Cleveland Browns on Oct. 31, 2016.

SEASONAL REVIEWS:

2016: In total, appeared in 15 games and logged 112 tackles, eight tackles for a loss, three sacks, two INTs and two forced fumbles...Started all eight games with the Browns and totaled 69 tackles, seven tackles for a loss, two sacks and one forced fumble...Appeared in seven games with New England, starting six and logged 43 tackles, two INTs, one sack and one forced fumble...Recorded a sack in Week 1 and INTs in Weeks 2-3... (12/11) vs. Cin.: Recorded career-best and game-high 15 tackles, including a sack.

2015: Selected to Pro Bowl and named second team All-Pro...Started in 12 regular season games and lead the Patriots defense with 89 tackles, while setting career highs with 5.5 sacks and five forced fumbles...Also had six passes defended, one INT, one blocked PAT and returned one fumble for his first career TD...Started both playoff games, totaling 14 tackles and two sacks.

2014: Started in 15 regular season games and totaled team-high 116 tackles with four sacks, three passes defended, two INTs, four forced fumbles, and two fumble recoveries...Also started three postseason games and played every defensive snap in the Patriots' Super Bowl XLIX victory, finishing with a team-high eight tackles.

2013: Appeared in all 16 regular season games with eight starts...Recorded 38 tackles, four passes defended, one fumble recovery on special teams and 11 special-teams tackles...Started both postseason games for the Patriots, totaling 13 tackles, one sack, one INT, and two passes defended...(9/8) at Buf.: Made NFL debut, playing mostly on special teams...(10/20) at NYJ: Made first career start at linebacker, registering five tackles on defense and one tackle on special teams.

AT A GLANCE

- ▶ A Pro Bowl selection, All-Pro honoree and Super Bowl champion.
- ▶ Traded from New England to Cleveland mid-way through the 2016 season. Signed a four-year deal with the Browns this past offseason.
- ▶ Led New England in tackles and played every defensive snap during the team's win in Super Bowl XLIX.
- ▶ Played safety, linebacker and defensive line in college.

College: Appeared in 52 games at Southern Mississippi, starting 34 contests...Played three different positions during his time at Southern Mississippi, beginning as a safety before switching to linebacker and ultimately defensive end...Totaled 314 tackles, 21 sacks, seven forced fumbles, three fumble recoveries with one returned for a TD, 18 passes defended, and three INTs including two returned for TDs...As a senior in 2012, appeared in 12 games playing defensive end and recorded 92 tackles, four forced fumbles, 10 sacks, and five passes defended...As a junior in 2011, started all 14 games playing defensive end and totaled 98 tackles, one forced fumble, 6.5 sacks, eight passes defended, and one INT returned 97 yards for a TD...As a sophomore in 2010, appeared in all 13 games playing linebacker, starting six of the last seven and recorded 76 tackles, one forced fumble, one fumble recovery, 2.5 sacks, and two INTs including one returned 32 yards for a TD...As a freshman in 2009, appeared in all 13 games playing defensive back and totaled 48 tackles, two sacks, one forced



COLLINS SR. *continued*

fumble, two fumble recoveries (including one returned for a TD)...Majored in interdisciplinary studies, with an emphasis in industrial engineering technology.

Personal: Native of McCall Creek, Miss...**High School:** Attended Franklin County High School in Meadville,

Miss., where he played quarterback, receiver, linebacker and safety...Helped his team to the state title game twice...Also a standout track performer...**Community Involvement:** Volunteered at the Cleveland Food Bank to help families in need during Thanksgiving just days after being traded to the Browns.

JAMIE COLLINS SR. ► CAREER STATISTICS

Year	Team	TACKLES						INTERCEPTIONS					FUMBLES			
		GP	GS	Tot	Solo	Asst	Sk	Yds	No	Yds	Lg	TD	PD	FF	FR	Yds
2013	New England	16	8	38	22	16	0.0	0.0	0	0	-	0	4	0	1	0
2014	New England	15	15	115	74	41	4.0	30.0	2	0	0	0	3	4	2	0
2015	New England	12	12	89	51	38	5.5	32.5	1	51	51	0	6	5	1	0
2016	New England	7	6	43	31	12	1.0	8.0	2	31	18	0	3	1	0	0
	Cleveland	8	8	69	48	21	2.0	17.0	0	0	-	0	0	1	0	0
2016 totals		15	14	112	79	33	3.0	25.0	2	31	18	0	3	2	0	0
NFL totals (four years)		58	49	354	225	128	12.5	87.5	5	82	51	0	16	11	4	0

ADDITIONAL STATISTICS: Multiple-sack games – 2 (2, at SD, 12/7/14, 2.5, at Buf., 9/20/15). **Career sacks** – Tyrrod Taylor (2.5), Philip Rivers (2.0), Blake Bortles (1.0), Andy Dalton (1.0), Ryan Fitzpatrick (1.0), Joe Flacco (1.0), Marcus Mariota (1.0), Kyle Orton (1.0), Carson Palmer (1.0), Aaron Rodgers (1.0). **Career interceptions** – Zach Mettenberger (1), Kyle Orton (1), Brock Osweiler (1), Geno Smith (1), Ryan Tannehill (1). **Special-teams tackles** – 2 in 2013. **Blocks** – Blocked PAT at Ind., 10/18/15.

SINGLE-GAME HIGHS & CAREER MILESTONES: **TACKLES:** Total – 15, vs. Cin., 12/11/16. **Solo** – 13, vs. Cin., 12/11/16. **SACKS:** 2.5, at Buf., 9/20/15. **FUMBLES:** **Forced** – 1, 11 times; last: vs. Pit., 11/20/16. **Recoveries** – 1, four times; last: at NYJ, 12/27/15. **INTERCEPTIONS:** 1, five times; last: vs. Hou., 9/22/16. **PASSES DEFENSED:** 2, twice: at Bal., 12/22/13; at Mia., 1/3/16. **NFL debut:** at Buf., 9/8/13. **First NFL start:** at NYJ, 10/20/13. **First NFL sack:** 1, at GB, 11/30/14 (Ar. Rodgers). **First NFL interception:** at Buf., 10/12/14, 10/12/14 (Kyle Orton).

JAMIE COLLINS SR. ► GAME-BY-GAME STATISTICS

2016, NEW ENGLAND

Date	Opp	GP	GS	Tot	So	As	Sk	Yd	Int	Yd	Lg	TD	PD	FF	FR
9/11	at Ari-W	1	LB	4	3	1	1.0	8.0	0	0	-	0	1	0	0
9/18	Mia-W	1	LB	5	5	0	0.0	0.0	1	13	13	0	1	0	0
9/22	Hou-W	1	LB	14	8	6	0.0	0.0	1	18	18	0	1	0	1
10/02	Buf-L	1	LB	6	2	4	0.0	0.0	0	0	-	0	0	0	0
10/09	at Cle-W	1	LB	3	3	0	0.0	0.0	0	0	-	0	0	1	0
10/16	Cin-W						***inactive***								
10/23	at Pit-W	1	LB	8	8	0	0.0	0.0	0	0	-	0	0	0	0
10/30	at Buf-W	1		3	2	1	0.0	0.0	0	0	-	0	0	0	0

2016, CLEVELAND

Date	Opp	GP	GS	Tot	So	As	Sk	Yd	Int	Yd	Lg	TD	PD	FF	FR
11/6	Dal-L	1	OLB	8	5	3	0.0	0.0	0	0	-	0	0	0	0
11/10	at Bal-L	1	OLB	10	7	3	1.0	9.0	0	0	-	0	0	0	0
11/20	Pit-L	1	OLB	8	4	4	0.0	0.0	0	0	-	0	0	1	0
11/27	NYG-L	1	OLB	8	3	5	0.0	0.0	0	0	-	0	0	0	0
12/11	Cin-L	1	OLB	15	13	2	1.0	0.0	0	0	-	0	0	0	0
12/18	at Buf-L	1	OLB	5	4	1	0.0	0.0	0	0	-	0	0	0	0
12/24	SD-W	1	OLB	5	3	2	0.0	0.0	0	0	-	0	0	0	0
01/1	at Pit-L	1	OLB	10	9	1	0.0	0.0	0	0	-	0	0	0	0
2016 TOTALS		15	14	112	79	33	3.0	25.0	2	31	18	0	3	2	0



COLLINS SR. *continued*

STAFF

PLAYERS

2017 SEASON

HISTORY

RECORDS

GAME DAY

2015, NEW ENGLAND

Date	Opp	GP	GS	Tot	So	As	Sk	Yd	Int	Yd	Lg	TD	PD	FF	FR
9/10	Pit-W	1	LB	6	3	3	0.0	0.0	0	0	-	0	0	0	0
9/20	at Buf-W	1	LB	11	8	3	2.5	12.5	0	0	-	0	0	1	0
9/27	Jax-W	1	LB	5	4	1	1.0	0.0	0	0	-	0	0	1	0
10/11	at Dal-W	1	LB	10	6	4	0.0	0.0	0	0	-	0	0	1	0
10/18	at Ind-W	1	LB	5	1	4	0.0	0.0	0	0	-	0	1	0	0
10/25	NYJ-W	1	LB	12	6	6	1.0	12.0	0	0	-	0	0	0	0
10/29	Mia-W	1	LB	2	1	1	0.0	0.0	0	0	-	0	0	0	0
11/08	Was-W						***inactive***								
11/15	at NYG-W						***inactive***								
11/23	Buf-W						***inactive***								
11/29	at Den-L						***inactive***								
12/06	Phi-L	1	LB	8	3	5	0.0	0.0	0	0	-	0	1	1	0
12/13	at Hou-W	1	LB	9	5	4	0.0	0.0	0	0	-	0	1	0	0
12/20	Ten-W	1	LB	7	3	4	1.0	8.0	1	51	51	0	1	1	0
12/27	at NYJ-L	1	LB	8	6	2	0.0	0.0	0	0	-	0	0	0	1
01/03	at Mia-L	1	LB	6	5	1	0.0	0.0	0	0	-	0	2	0	0
2015 TOTALS		12	12	89	51	38	5.5	32.5	1	51	51	0	6	5	1

2014, NEW ENGLAND

Date	Opp	GP	GS	Tot	So	As	Sk	Yd	Int	Yd	Lg	TD	PD	FF	FR
9/07	at Mia-L	1	LB	8	8	0	0.0	0.0	0	0	-	0	1	1	0
9/14	at Min-W						***inactive***								
9/21	Oak-W	1	LB	3	0	3	0.0	0.0	0	0	-	0	0	0	0
9/29	at KC-L	1	LB	7	7	0	0.0	0.0	0	0	-	0	0	0	0
10/05	Cin-W	1	LB	4	1	3	0.0	0.0	0	0	-	0	0	0	1
10/12	at Buf-W	1	LB	4	2	2	0.0	0.0	1	0	0	0	1	0	0
10/16	NYJ-W	1	LB	13	7	6	0.0	0.0	0	0	-	0	0	0	0
10/26	Chi-W	1	LB	11	6	5	0.0	0.0	0	0	-	0	0	0	0
11/02	Den-W	1	LB	11	10	1	0.0	0.0	0	0	-	0	0	0	0
11/16	at Ind-W	1	LB	8	5	3	0.0	0.0	0	0	-	0	0	1	0
11/23	Det-W	1	LB	4	2	2	0.0	0.0	0	0	-	0	0	0	0
11/30	at GB-L	1	LB	13	7	6	1.0	6.0	0	0	-	0	0	1	0
12/07	at SD-W	1	LB	9	8	1	2.0	18.0	0	0	-	0	0	0	0
12/14	Mia-W	1	LB	5	4	1	0.0	0	0	0	-	0	0	0	0
12/21	at NYJ-W	1	LB	10	6	4	0.0	0	1	0	0	0	1	0	0
12/28	Buf-L	1	LB	5	1	4	1.0	6.0	0	0	-	0	0	1	1
2014 TOTALS		15	15	115	74	41	4.0	30.0	2	0	0	0	3	4	2

2013, NEW ENGLAND

Date	Opp	GP	GS	Tot	So	As	Sk	Yd	Int	Yd	Lg	TD	PD	FF	FR
9/08	at Buf-W	1		0	0	0	0.0	0	0	0	-	0	0	0	0
9/12	NYJ-W	1		0	0	0	0.0	0	0	0	-	0	0	0	0
9/22	TB-W	1		2	1	1	0.0	0	0	0	-	0	0	0	0
9/29	at Atl-W	1		2	1	1	0.0	0	0	0	-	0	0	0	0
10/06	at Cin-L	1		0	0	0	0.0	0	0	0	-	0	0	0	0
10/13	NO-W	1		1	1	0	0.0	0	0	0	-	0	0	0	1
10/20	at NYJ-L	1	LB	4	2	2	0.0	0	0	0	-	0	0	0	0
10/27	Mia-W	1	LB	2	0	2	0.0	0	0	0	-	0	0	0	0
11/03	Pit-W	1		1	0	1	0.0	0	0	0	-	0	0	0	0
11/18	at Car-L	1		0	0	0	0.0	0	0	0	-	0	0	0	0
11/24	Den-W	1	LB	10	6	4	0.0	0	0	0	-	0	0	0	0
12/01	at Hou-W	1	LB	1	1	0	0.0	0	0	0	-	0	0	0	0
12/08	Cle-W	1	LB	7	4	3	0.0	0	0	0	-	0	1	0	0
12/15	at Mia-L	1	LB	2	2	0	0.0	0	0	0	-	0	1	0	0
12/22	at Bal-W	1	LB	3	2	1	0.0	0	0	0	-	0	2	0	0
12/29	Buf-W	1	LB	3	2	1	0.0	0	0	0	-	0	0	0	0
2013 TOTALS		16	8	38	22	16	0.0	0.0	0	0	-	0	4	0	1



4 BRITTON COLQUITT



POSITION ▶ PUNTER

SCHOOL ▶ TENNESSEE

HT: 6-3 | WT: 210 | BORN: 3/20/85 | ACQUIRED: FA '16 | NFL EXPERIENCE: 8TH YEAR

SUPER BOWLS WON (ONE): SUPER BOWL 50 

Originally signed with the Denver Broncos as an undrafted free agent on April 27, 2009...Waived by Denver on Sept. 1, 2009...Signed to the Miami Dolphins' practice squad on Dec. 23, 2009...Signed by the Denver Broncos to the active roster on Dec. 30, 2009...Signed by the Broncos on April 4, 2012...Waived by the Broncos on Aug. 30, 2016...Signed by the Cleveland Browns on Aug. 4, 2016.

SEASONAL REVIEWS:

2016: Averaged 45.3 yards (40.3 net) on 83 punts with 22 inside 20-yard line and two touchbacks...His 40.3 net avg. set a Browns franchise record...One of only two NFL punters (Rams Johnny Hekker) with two or fewer touchbacks and min. 50 punts...Spent offseason, training camp and preseason with Broncos prior to joining the Browns...(10/16) at Ten.: Punted seven times (50.9 avg., 43.7 net) with one touchback and 65-yard long...His 65-yard punt is tied for fifth-longest by Browns since 1999.

2015: Appeared in 16 games, punting 84 times (43.6 avg., 39.7 net) with 22 punts inside the 20-yard line and four touchbacks...Member of the Broncos team that won Super Bowl 50...Placed the fourth most punts inside the 20 in NFL history for a single postseason with nine.

2014: Appeared in 16 games, recording 69 punts (44.2 avg., 37.6 net) with 25 punts inside the 20-yard line and four touchbacks...(9/21) at Sea.: Tallied a season-high eight punts for 378 yards (47.3 avg., 42.8 net) with three inside the 20...(11/9) at Oak.: Marked a season-long punt of 65 yards.

2013: Appeared in 16 games, recording 65 punts (44.5 avg., 38.8 net) with 23 punts inside the 20-yard line and three touchbacks...(9/5) vs. Bal.: Tied a career high by placing five punts inside the 20-yard line.

2012: Appeared in 16 games, recording 67 punts and averaging 46.3 yards a punt with 27 punts inside the 20-yard line and four touchbacks...Set a franchise record with a 42.1-yard net average on the year...Ranked third in the league with a net average of 41.1 yards...(9/17) at Atl.: Set a career long punt of 67 yards.

AT A GLANCE

▶ Holds Broncos (42.1 in 2012) and Browns (40.3 in 2016) franchise records for net punting average.

▶ He and his family members Jimmy (cousin), Dustin (brother), and Craig (father) are the top four punters in Tennessee history.

▶ He and Dustin became the first pair of brothers to punt in the NFL since 1941.

2011: Appeared in 16 games, recording 101 punts with a career-high 33 punts inside the 20-yard line and seven touchbacks...Set Broncos records with a 47.4-yard gross average and a 40.2-yard net average on the season.

2010: Appeared in 16 games, recording 86 punts (44.6 avg., 36.6 net) with 19 punts inside the 20-yard line and seven touchbacks...(12/12) at Ari.: Tallied a career high 56.2-yard gross average on five punts.

2009: Spent the season on the practice squads of the Miami Dolphins and the Denver Broncos.

College: Appeared in 43 games for Tennessee, finishing second on the school's all-time punting avg. list...Totalled 209 punts (42.6 avg.) with 73 punts inside the 20-yard line...As a junior in 2007, earned second team All-SEC honors...As a sophomore in 2006, earned consensus first team All-SEC honors.



COLQUITT continued

Personal: Native of Knoxville, Tenn...He and his family members Jimmy (cousin), Dustin (brother), and Craig (father) are the top four punters in Tennessee history... Craig won two Super Bowls with the Steelers, while Jimmy punted for the Seahawks in 1985 and Dustin is a two-time Pro-Bowler for the Chiefs...He and Dustin became the first pair of brothers to punt in the NFL since

1941...**High School:** Attended Bearden High School in Knoxville, Tenn., where he earned all-state honors as a junior and senior...Also played soccer and won two state titles as a forward... **Community Involvement:** Volunteered at Cleveland-area schools and the Cleveland Food Bank.

BRITTON COLQUITT ▶ CAREER STATISTICS

Year	Team	GP	No	Yds	Gross Avg	Opp Ret	Opp Yds	Net Avg	TB	FC	In 20	Lg	Blk
2010	Denver	16	86	3,835	44.6	50	550	36.6	7	17	19	63	0
2011	Denver	16	101	4,783	47.4	51	585	40.2	7	27	33	66	0
2012	Denver	16	67	3,105	46.3	33	203	42.1	4	17	27	67	0
2013	Denver	16	65	2,893	44.5	28	274	38.8	3	25	23	60	1
2014	Denver	16	69	3,048	44.2	33	371	37.6	4	19	25	65	0
2015	Denver	16	84	3,663	43.6	36	247	39.7	4	16	22	62	0
2016	Cleveland	16	83	3,761	45.3	45	376	40.3	2	23	22	65	0
NFL totals (seven years)		112	555	25,088	45.2	276	2,606	39.3	31	144	171	67	1

PLAYOFFS		GP	No	Yds	Gross Avg	Opp Ret	Opp Yds	Net Avg	TB	FC	In 20	Lg	Blk
Year	Team												
2011	Denver	2	11	436	39.6	2	28	37.1	0	7	2	50	0
2012	Denver	1	5	244	48.8	3	22	44.4	0	1	3	59	0
2013	Denver	3	3	108	36.0	0	0	29.3	1	2	1	48	0
2014	Denver	1	6	244	40.7	3	7	39.5	0	0	1	48	0
2015	Denver	3	23	1,072	46.6	11	70	42.7	1	5	9	57	0
Postseason		10	48	2,104	43.8	19	127	40.4	2	15	16	59	0

ADDITIONAL STATISTICS: Blocked – 1, at Oak., 12/29/13. **Special-teams tackles** – 1 in 2010, 1 in 2012, 1 in 2014, 1 in 2016; NFL total: 4. **Fumble recoveries** – 1, at NE, 11/2/14.

SINGLE-GAME HIGHS & CAREER MILESTONES: **PUNTS: Total** – 9, three times; at SD, 11/22/10; at Mia. 10/23/11; at SD 11/27/11 **Avg.** – 56.2, at Ari., 12/12/10. **Net Avg.** – 51.0, vs. Cin., 9/18/11. **Long** – 67, at Atl., 9/17/12. **In20** – 5, two times; vs. KC, 1/1/12; vs Bal., 9/5/13. **TB** – 2, four times; last: at SD, 11/27/11.

BRITTON COLQUITT ▶ GAME-BY-GAME STATISTICS

2016, CLEVELAND

Date	Opp	G	No	Yds	Gross Avg	Opp Ret	Opp Yds	Net Avg	TB	FC	In 20	Lg	Blk
09/11 at Phi-L		1	5	251	50.2	4	59	38.4	0	1	0	59	0
09/18 Bal-L		1	5	226	45.2	2	22	40.8	0	2	2	52	0
09/25 at Mia-L		1	5	223	44.6	1	13	42.0	0	1	2	49	0
10/2 at Was-L		1	1	55	55.0	0	0	35.0	1	0	0	55	0
10/9 NE-L		1	6	267	44.5	2	12	42.5	0	3	0	50	0
10/16 at Ten-L		1	7	356	50.9	5	30	43.7	1	1	0	65	0
10/23 at Cin-L		1	5	209	41.8	2	3	41.2	0	3	4	54	0
10/30 SD-W		1	5	207	41.4	2	15	38.4	0	2	3	59	0
11/6 Dal-L		1	5	220	44.0	3	18	41.0	0	1	1	59	0
11/10 at Bal-L		1	7	300	42.9	3	27	39.0	0	3	1	54	0
11/20 Pit-L		1	3	139	46.3	1	7	44.0	0	1	2	48	0
11/27 NYG-L		1	8	362	45.3	6	42	40.0	0	0	2	54	0
12/11 Cin-L		1	6	276	46.0	3	47	38.2	0	2	0	54	0
12/18 at Buf-L		1	5	222	44.4	4	46	35.2	0	0	1	53	0
12/24 SD-W		1	6	258	43.0	4	20	39.7	0	2	3	51	0
01/1 at Pit-L		1	4	190	47.5	3	15	43.8	0	1	1	51	0
2016 TOTALS		16	83	3,761	45.3	45	376	40.3	2	23	22	65	0



COLQUITT *continued*

2015, DENVER

Date	Opp	G	No	Gross					TB	In	Ret	Net	Net
				Blk	Yds	Avg	Lg	Yds					
09/13	Bal-W	1	5	0	259	51.8	62	0	2	2	32	227	45.4
09/17 at	KC-W	1	7	0	314	44.9	56	0	1	4	15	299	42.7
09/27 at	Det-W	1	5	0	213	42.6	50	0	3	1	28	185	37.0
10/04	Min-W	1	3	0	141	47.0	50	0	1	1	7	134	44.7
10/11 at	Oak-W	1	5	0	211	42.2	44	1	1	1	25	166	33.2
10/18 at	Cle-W	1	7	0	319	45.6	57	1	0	3	34	265	37.9
11/01	GB-W	1	3	0	120	40.0	46	0	2	1	9	111	37.0
11/08 at	Ind-L	1	5	0	215	43.0	53	0	2	3	2	213	42.6
11/15	KC-L	1	6	0	277	46.2	51	0	0	3	6	271	45.2
11/22 at	Chi-W	1	7	0	277	39.6	46	0	3	1	4	273	39.0
11/29	NE-W	1	8	0	347	43.4	59	1	0	4	21	306	38.3
12/06 at	SD-W	1	5	0	183	36.6	47	1	2	1	4	159	31.8
12/13	Oak-L	1	4	0	178	44.5	50	0	0	3	29	149	37.3
12/20 at	Pit-L	1	6	0	258	43.0	52	0	1	3	23	235	39.2
12/28	Cin-W	1	5	0	217	43.4	54	0	3	4	8	209	41.8
01/3/16	SD-W	1	3	0	134	44.7	53	0	1	1	0	134	44.7
2015 TOTALS		16	84	0	3663	43.6	62	4	22	36	247	3336	39.7
01/17/16	Pit-W1	1	6	0	282	47.0	57	1	3	4	20	242	40.3
01/24/16	NE-W2	1	9	0	423	47.0	54	0	4	4	48	375	41.7
02/07/16	Car-W3	1	8	0	367	45.9	54	0	2	3	2	365	45.6

1-AFC Divisional Playoff; 2-AFC Championship; 3-Super Bowl 50, San Francisco

2014, DENVER

Date	Opp	G	No	Gross					TB	In	Ret	Net	Net
				Blk	Yds	Avg	Lg	Yds					
09/07	Ind-W	1	5	0	234	46.8	53	0	1	5	24	210	42.0
09/14	KC-W	1	3	0	132	44.0	53	0	1	2	2	130	43.3
09/21 at	Sea-L	1	8	0	378	47.3	58	0	3	5	36	342	42.8
10/05	Ari-W	1	4	0	199	49.8	60	0	2	2	7	192	48.0
10/12 at	NYJ-W	1	8	0	352	44.0	53	0	2	4	18	334	41.8
10/19	SF-W	1	4	0	171	42.8	46	0	2	1	4	167	41.8
10/23	SD-W	1	4	0	162	40.5	49	0	3	1	6	156	39.0
11/02 at	NE-L	1	3	0	135	45.0	53	0	0	1	84	51	17.0
11/09 at	Oak-W	1	5	0	226	45.2	65	1	3	1	4	202	40.4
11/16 at	StL-L	1	5	0	183	36.6	45	0	1	2	13	170	34.0
11/23	Mia-W	1	1	0	45	45.0	45	0	0	1	17	28	28.0
11/30 at	KC-W	1	4	0	139	34.8	48	0	3	1	0	139	34.8
12/07	Buf-W	1	3	0	149	49.7	53	1	2	0	0	129	43.0
12/14 at	SD-W	1	3	0	121	40.3	51	0	0	2	61	60	20.0
12/22 at	Cin-L	1	6	0	283	47.2	54	1	2	3	72	191	31.8
12/28	Oak-W	1	3	0	139	46.3	56	1	0	2	23	96	32.0
2014 TOTALS		16	69	0	3048	44.2	65	4	25	33	371	2597	37.6
01/11/15	Ind-L1	1	6	0	244	40.7	48	0	1	3	7	237	39.5

1-AFC Divisional Playoff



COLQUITT continued

2013, DENVER

Date	Opp	G	No	Gross				Lg	TB	In 20	Ret	Net Yds	Net Yds	Net Avg
				Blk	Yds	Avg	Yds							
09/05	Bal-W	1	7	0	319	45.6	59	1	5	1	13	286	40.9	
09/15	at NYG-W	1	5	0	210	42.0	53	0	2	2	13	197	39.4	
09/23	Oak-W	1	1	0	37	37.0	37	0	1	0	0	37	37.0	
09/29	Phi-W	1	2	0	92	46.0	60	0	1	1	21	71	35.5	
10/06	at Dal-W	1	0	0	0	-	-	0	0	0	0	0	-	
10/13	Jac-W	1	3	0	129	43.0	48	0	0	2	2	127	42.3	
10/20	at Ind-L	1	7	0	331	47.3	53	0	1	3	35	296	42.3	
10/27	Was-W	1	3	0	147	49.0	55	0	1	2	36	111	37.0	
11/10	at SD-W	1	5	0	233	46.6	59	1	0	0	0	213	42.6	
11/17	KC-W	1	6	0	275	45.8	54	0	1	5	33	242	40.3	
11/24	at NE-L	1	8	0	325	40.6	49	0	4	3	39	286	35.8	
12/01	at KC-W	1	3	0	132	44.0	53	0	2	1	0	132	44.0	
12/08	Ten-W	1	2	0	65	32.5	36	0	2	0	0	65	32.5	
12/12	SD-L	1	4	0	186	46.5	51	0	1	2	11	175	43.8	
12/22	at Hou-W	1	6	0	292	48.7	55	0	1	5	70	222	37.0	
12/29	at Oak-W	1	3	1	120	40.0	48	1	1	1	1	99	24.8	
2013 TOTALS		16	65	1	2893	44.5	60	3	23	28	274	2559	38.8	
01/12/14	SD-W1	1	0	0	0	-	-	0	0	0	0	0	-	
01/19/14	NE-W2	1	1	0	48	48.0	48	1	0	0	0	28	28.0	
02/02/14	Sea-L3	1	2	0	60	30.0	31	0	1	0	0	60	30.0	

1-AFC Divisional Playoff; 2-AFC Championship; 3-Super Bowl XLVIII, New York

2012, DENVER

Date	Opp	G	No	Gross				Lg	TB	In 20	Ret	Net Yds	Net Yds	Net Avg
				Blk	Yds	Avg	Yds							
09/09	Pit-W	1	2	0	90	45.0	46	0	1	2	23	67	33.5	
09/17	at Atl-W	1	5	0	251	50.2	67	0	3	1	-2	253	50.6	
09/23	Hou-W	1	8	0	379	47.4	56	1	3	4	19	340	42.5	
09/30	Oak-W	1	0	0	0	-	-	0	0	0	0	0	-	
10/07	at NE-W	1	3	0	137	45.7	51	1	2	1	5	112	37.3	
10/15	at SD-W	1	5	0	223	44.6	56	0	2	4	14	209	41.8	
10/28	NO-L	1	5	0	232	46.4	55	1	3	1	-1	213	42.6	
11/04	at Cin-W	1	3	0	140	46.7	49	0	1	3	-1	141	47.0	
11/11	at Car-W	1	6	0	288	48.0	60	0	3	3	10	278	46.3	
11/18	SD-W	1	5	0	252	50.4	58	1	1	2	10	222	44.4	
11/25	at KC-L	1	4	0	175	43.8	51	0	0	2	29	146	36.5	
12/02	TB-W	1	5	0	224	44.8	55	0	3	1	15	209	41.8	
12/06	at Oak-W	1	2	0	89	44.5	53	0	2	1	8	81	40.5	
12/16	at Bal-L	1	8	0	344	43.0	49	0	2	5	52	292	36.5	
12/23	Cle-W	1	3	0	147	49.0	56	0	0	2	11	136	45.3	
12/30	KC-W	1	3	0	134	44.7	53	0	1	1	11	123	41.0	
2012 TOTALS		16	67	0	3105	46.3	67	4	27	33	203	2822	42.1	
01/12/13	Bal-L1	1	5	0	244	48.8	59	0	3	3	22	222	44.4	

1-AFC Divisional Playoff



COLQUITT continued

2011, DENVER

Date	Opp	G	No	Blk	Gross			TB	In	Ret	Net	Net
					Yds	Avg	Lg					
09/12	Oak-W	1	4	0	165	41.3	65	2	1	0	0	125 31.3
09/18	Cin-W	1	6	0	335	55.8	59	0	1	5	29	306 51.0
09/25	at Ten-W	1	5	0	246	49.2	62	0	4	4	21	225 45.0
10/02	at GB-W	1	2	0	98	49.0	53	0	0	2	7	91 45.5
10/09	SD-W	1	6	0	322	53.7	60	0	1	5	65	257 42.8
10/23	at Mia-W	1	9	0	435	48.3	66	0	2	4	62	373 41.4
10/30	Det-L	1	7	0	353	50.4	57	0	1	3	30	323 46.1
11/06	at Oak-W	1	5	0	238	47.6	57	0	0	4	43	195 39.0
11/13	at KC-W	1	7	0	307	43.9	60	0	4	3	29	278 39.7
11/17	NYJ-W	1	8	0	350	43.8	56	2	3	3	35	275 34.4
11/27	at SD-L	1	9	0	391	43.4	61	2	3	3	16	335 37.2
12/04	at Min-W	1	6	0	307	51.2	59	0	3	3	14	293 48.8
12/11	Chi-W	1	8	0	363	45.4	53	0	3	2	36	327 40.9
12/18	NE-L	1	3	0	165	55.0	60	0	1	3	23	142 47.3
12/24	at Buf-W	1	7	0	306	43.7	50	0	1	3	135	171 24.4
01/01/12	KC-W	1	9	0	402	44.7	55	1	5	4	40	342 38.0
2011 TOTALS		16	101	0	4783	47.4	66	7	33	51	585	4058 40.2
01/08/12	Pit-W1	1	4	0	164	41.0	50	0	1	0	0	164 41.0
01/14/12	at NE-L2	1	7	0	272	38.9	44	0	1	2	28	244 34.9

1-AFC Wild Card Playoff; 2-AFC Divisional Playoff

2010, DENVER

Date	Opp	G	No	Blk	Gross			TB	In	Ret	Net	Net
					Yds	Avg	Lg					
09/12	at Jac-W	1	4	0	172	43.0	51	0	1	3	26	146 36.5
09/19	Sea-W	1	4	0	205	51.3	63	0	2	3	82	123 30.8
09/26	Ind-W	1	3	0	143	47.7	55	0	1	1	4	139 46.3
10/03	at Ten-W	1	5	0	208	41.6	51	1	2	1	9	179 35.8
10/10	at Bal-W	1	7	0	281	40.1	53	0	0	3	31	250 35.7
10/17	NYJ-W	1	6	0	301	50.2	58	2	1	3	23	238 39.7
10/24	Oak-L	1	7	0	364	52.0	61	0	0	6	47	317 45.3
10/31	at SF-W	1	7	0	236	33.7	48	0	4	2	15	221 31.6
11/14	KC-W	1	2	0	82	41.0	46	1	0	1	16	46 23.0
11/22	at SD-W	1	9	0	335	37.2	50	0	1	5	36	299 33.2
11/28	StL-L	1	4	0	201	50.3	57	1	0	3	19	162 40.5
12/05	at KC-W	1	7	0	288	41.1	48	0	2	4	14	274 39.1
12/12	at Ari-W	1	5	0	281	56.2	60	0	0	5	72	209 41.8
12/19	at Oak-L	1	7	0	307	43.9	56	1	1	5	47	240 34.3
12/26	Hou-W	1	4	0	174	43.5	52	1	2	2	14	140 35.0
01/02/11	KC-W	1	5	0	257	51.4	57	0	2	3	95	162 32.4
2011 TOTALS		16	101	0	4783	47.4	66	7	33	51	585	4058 40.2



VETERANS

96 XAVIER COOPER



POSITION ▶ **DEFENSIVE LINE**
 SCHOOL ▶ **WASHINGTON STATE**

HT: 6-4 | WT: 300 | BORN: 11/30/91 | ACQUIRED: D3B - 15 | NFL EXPERIENCE: 3RD YEAR

Originally drafted by the Cleveland Browns in the third round (96th overall) of the 2015 NFL Draft.

SEASONAL REVIEWS:

2016: Played in 13 games with two starts at DE, registering career-best 20 tackles...(9/11) at Phi.: Tied a career high with four tackles...(9/18) vs. Bal.: Started first career game at DE, notching one QB hit...(10/23) at Cin.: Started at DE, tied career best with four tackles.

2015: Played in 14 games, collecting 19 tackles and 1.5 sacks...(9/27) vs. Oak.: Registered one tackle in NFL debut...(10/4) at SD: Recorded first career sack, dropping Philip Rivers for a 4-yard loss.

College: Started 34 of his 36 games played at Washington State...Totaled 121 career tackles, 31.5 tackles for loss, 13 sacks, three forced fumbles and two fumble recoveries...Started all 12 games as a senior, finishing with 37 tackles, a team-high 9.5 tackles for loss and five sacks...Started all 13 games as a junior with 50 tackles and a team-high five sacks...Added 13.5 tackles for loss, two fumble recoveries and two forced fumbles...Returned one fumble for a TD...Played in 11 games, starting nine as a sophomore, earning All-Pac-12 honorable mention with 34 tackles, including three sacks... Majored in criminal justice at Washington State...Completed coursework at Washington State during the 2015 offseason to earn his degree.

Personal: Given name is Xavier Gregory Louis Cooper... First name pronounced EX-zave-yer...Native of Tacoma, Wash...Father, Louis, played defensive line at Nebraska

AT A GLANCE

- ▶ First name pronounced EX-zave-yer.
- ▶ Completed coursework at Washington State after his rookie year to earn his degree.
- ▶ Named Washington State's Defensive Lineman of the Year in 2014.
- ▶ Father, Louis, played defensive line at Nebraska and spent time with the Baltimore Colts and Houston Oilers.

and spent time with the Baltimore Colts and Houston Oilers...**High School:** Attended Woodrow Wilson High School in Tacoma, Wash...Totaled 85 tackles and 11 sacks as a senior defensive end in 2010...Earned all-league and all-city first-team honors...Also saw action at tight end...Also earned three letters in basketball...**Community Involvement:** Highly engaged in Browns visits to Cleveland-area schools and is interested in becoming a principal after his NFL career...Also participated in Cleveland-area youth football camps and military appreciation initiatives...**Hobbies/Interests:** Enjoys cooking, citing chicken stir fry as his specialty dish...Favorite movie is Cornbread and favorite TV show is Martin...Lists R&B and hip-hop as his favorite types of music and Scarface and Jadakiss as his favorite artists.

XAVIER COOPER ▶ CAREER STATISTICS

Year	Team	TACKLES						INTERCEPTIONS					FUMBLES				
		GP	GS	Tot	Solo	Asst	Sk	Yds	No	Yds	Lg	TD	PD	FF	FR	Yds	
2015	Cleveland	14	0	19	11	8	1.5	7.5	0	0	-	0	0	0	0	0	0
2016	Cleveland	13	2	20	11	9	0.0	0.0	0	0	-	0	0	0	0	0	
NFL Totals (two years)		27	2	37	22	17	1.5	7.5	0	0	-	0	0	0	0	0	

ADDITIONAL STATISTICS: Multiple-sack games – None. **Career sacks** – Philip Rivers (1.0), Blaine Gabbert (0.5). **SINGLE-GAME HIGHS & CAREER MILESTONES:** **TACKLES:** Total – 4, three times; last: at Cin., 10/23/16. Solo – 4, at Phi., 9/11/16. **SACKS:** 1.0, at SD., 10/4/15. **FUMBLES:** Forced – None. **Recovered** – None. **PASSES DEFENSED:** None. **NFL debut:** vs. SD, 9/27/15. **First NFL start:** vs. Bal., 9/18/16. **First NFL sack:** at SD., 10/4/15 (P.Rivers).



COOPER continued

XAVIER COOPER ▶ GAME-BY-GAME STATISTICS

2016, CLEVELAND

Date	Opp	GP	GS	Tot	So	As	Sk	Yd	Int	Yd	Lg	TD	PD	FF	FR
09/11	at Phi-L	1		4	4	0	0.0	0.0	0	0	-	0	0	0	0
09/18	Bal-L	1	DE	0	0	0	0.0	0.0	0	0	-	0	0	0	0
09/25	at Mia-L	1		1	1	0	0.0	0.0	0	0	-	0	0	0	0
10/2	at Was-L	1		2	0	2	0.0	0.0	0	0	-	0	0	0	0
10/9	NE-L	1		0	0	0	0.0	0.0	0	0	-	0	0	0	0
10/16	at Ten-L						***inactive -- shoulder***								
10/23	at Cin-L	1	DE	4	3	1	0.0	0.0	0	0	-	0	0	0	0
10/30	NYJ-L	1		2	1	1	0.0	0.0	0	0	-	0	0	0	0
11/6	Dal-L	1		1	0	1	0.0	0.0	0	0	-	0	0	0	0
11/10	at Bal-L						***inactive -- coach's decision***								
11/20	Pit-L	1		1	0	1	0.0	0.0	0	0	-	0	0	0	0
11/27	NYG-L	1		3	1	2	0.0	0.0	0	0	-	0	0	0	0
12/11	Cin-L	1		0	0	0	0.0	0.0	0	0	-	0	0	0	0
12/18	at Buf-L						***inactive -- coach's decision***								
12/24	SD-W	1		0	0	0	0.0	0.0	0	0	-	0	0	0	0
01/1	at Pit-L	1		2	1	1	0.0	0.0	0	0	-	0	0	0	0
2016 TOTALS		13	2	20	11	9	0.0	0.0	0	0	-	0	0	0	0

2015, CLEVELAND

Date	Opp	GP	GS	Tot	So	As	Sk	Yd	Int	Yd	Lg	TD	PD	FF	FR
09/13	at NYJ-L						***inactive -- coach's decision***								
09/20	Ten-W						***inactive -- coach's decision***								
09/27	Oak-L	1		1	1	0	0.0	0.0	0	0	-	0	0	0	0
10/04	at SD-L	1		2	2	0	1.0	4.0	0	0	-	0	0	0	0
10/11	at Bal-W	1		0	0	0	0.0	0.0	0	0	-	0	0	0	0
10/18	Den-L	1		2	1	1	0.0	0.0	0	0	-	0	0	0	0
10/25	at StL-L	1		2	0	2	0.0	0.0	0	0	-	0	0	0	0
11/01	Ari-L	1		1	0	1	0.0	0.0	0	0	-	0	0	0	0
11/05	at Cin-L	1		0	0	0	0.0	0.0	0	0	-	0	0	0	0
11/15	at Pit-L	1		1	1	0	0.0	0.0	0	0	-	0	0	0	0
11/30	Bal-L	1		0	0	0	0.0	0.0	0	0	-	0	0	0	0
12/06	Cin-L	1		2	2	0	0.0	0.0	0	0	-	0	0	0	0
12/13	SF-W	1		3	2	1	0.5	3.5	0	0	-	0	0	0	0
12/20	at Sea-L	1		4	1	3	0.0	0.0	0	0	-	0	0	0	0
12/27	at KC-L	1		1	1	0	0.0	0.0	0	0	-	0	0	0	0
01/03	Pit-L	1		0	0	0	0.0	0.0	0	0	-	0	0	0	0
2015 TOTALS		14	0	19	11	8	1.5	7.5	0	0	-	0	0	0	0



VETERANS

34 ISAIAH CROWELL



POSITION ▶ **RUNNING BACK**

SCHOOL ▶ **ALABAMA STATE**

HT: 5-11 | WT: 225 | BORN: 1/8/93 | ACQUIRED: FA-'16 | NFL EXPERIENCE: 4TH YEAR

Originally signed by Cleveland as an undrafted free agent on May 12, 2014.

Career Highlights:

Named NFL FedEx Ground Player of the Week for Week 17 in 2016 after rushing for a career-high 152 yards... Recorded an 85-yard rushing touchdown against Baltimore on Sept. 18, the second-longest run in Browns history and the longest run in the NFL in 2016...His 19 career rushing TDs are third-most by a Brown in first three seasons behind Pro Football Hall of Famer Jim Brown (40) and Kevin Mack (22).

Seasonal Reviews:

2016: Led Browns in rushing with career-best 952 yards and seven TDs...Recorded career highs with 40 catches for 319 yards, surpassing 1,000 scrimmage yards (1,217) for first time in career...Helped Browns finish second in NFL with 4.89 rush avg., highest by Cleveland since 1966...Recorded four 100-yard rushing games, the first Browns RB to do so since Peyton Hillis in 2010...Became first Browns RB since Kevin Mack (1985-87) to reach 600 rushing yards in three consecutive seasons...Named Week 17 NFL FedEx Ground Player of the Week after career-high 152 rushing yards...His 386 rushing yards through first four weeks were most by Browns RB in team's first four games since Pro Football Hall of Fame RB Jim Brown in 1965 (476)...(9/18) vs. Bal.: Rushed 18 times for 133 yards with one TD...His 85-yard TD in first quarter marked second-longest running play in Browns history and longest in NFL in 2016.

2015: Led the Browns in rushing with 707 yards on 185 carries with four TDs...Added 19 receptions for 182 yards with one TD...(10/4) at SD: Rushed for 63 yards and totaled 62 receiving yards...Became first Brown with 60+ rushing yards and 60+ receiving yards in same game since 2010 (Peyton Hillis)...(12/13) vs. SF: In 24-10 victory, earned first career 100-yard rushing game with 145 yards on 20 carries and two TDs...Marked the most rushing yards by Browns since 2010 (184 by Peyton Hillis)...Recorded two 50-yard runs (50, 54 yards).

AT A GLANCE

- ▶ Last name is pronounced crow-EL.
- ▶ Recorded an 85-yard touchdown, the longest run in the NFL in 2016.
- ▶ Spoke with kids at his Georgia elementary, middle and high schools about how valuable second chances can be.
- ▶ Named the SEC Freshman of the Year by the Associated Press in 2011 after leading Georgia in rushing.
- ▶ Cousin and former Georgia teammate, Jarvis Jones, currently plays outside linebacker for the Pittsburgh Steelers.

2014: Tied for eighth in NFL and finished second among rookies with eight rushing TDs...Eight rushing scores ranked third all-time among all Browns rookies...Ranked fifth among rookies in rushing yards with 607...One of five undrafted rookies to earn a spot on the Browns' opening day active roster...Along with Terrance West (673), helped the Browns become the first NFL team to have two rookie running backs rush for more than 600 yards since 1967...(9/7) at Pit.: In NFL debut, carried five times for 32 yards with two TDs...Scored 3-yard TD on first NFL rushing attempt...Joined Ron Johnson (1969) as only Browns rookies to rush for multiple TDs during season opener...(11/6) at Cin.: In 24-3 primetime win, rushed for 41 yards with one TD...One of three Cleveland RBs with rushing TD, marking first time Browns had three RBs rush for TD in same game since 1994.

STAFF

PLAYERS

2017 SEASON

HISTORY

RECORDS

GAME DAY



CROWELL continued

College: Played freshman season at Georgia before transferring and finishing at Alabama State...Finished fifth in ASU history in points scored (160) and sixth in rushing yards (1,963) after two seasons...Led the SWAC's top rushing attack in 2013 and ranked second in the conference with 1,121 rushing yards and 15 TDs... Named the Southwestern Athletic Conference New-comer of the Year his sophomore year, after rushing for 842 yards and 15 TDs...Led Georgia with 850 rushing yards and five TDs, becoming the SEC Freshman of the Year by the Associated Press in 2011.

Personal: Given name is Isaiah Hassan Crowell...Last name is pronounced crow-EL...Nicknamed The Crow... Born in Columbus, Ga...Cousin and former Georgia team-mate, Jarvis Jones, currently plays outside linebacker for the Pittsburgh Steelers...Has a son, Jaedyn...**High School:** Graduated from Carver High School in Colum-bus, Ga., where he also ran track and played basket-ball...**Community Involvement:** Spoke with kids at his Georgia elementary, middle and high schools about how valuable second chances can be...Participated in Browns youth football camps and visited schools...**Hobbies/Interests:** Lists Life as his favorite movie and Forensic Files and Criminal Minds as his favorite TV shows...Names Lil' Boosie and Kanye West as his favor-ite musicians.

ISAIAH CROWELL ► CAREER STATISTICS

Year	Team	RUSHING						RECEIVING					
		GP	GS	Att	Yds	Avg	Lg	TD	No	Yds	Avg	Lg	TD
2014	Cleveland	16	4	148	607	4.1	35	8	9	87	9.7	19	0
2015	Cleveland	16	9	185	706	3.8	54	4	19	182	9.6	53	1
2016	Cleveland	16	16	198	952	4.8	85T	7	40	319	8.0	44	0
NFL totals (three years)		48	29	531	2,265	4.3	85T	19	68	588	8.6	53	1

ADDITIONAL STATISTICS: 100-yard rushing games: 5 (145, vs. SF, 12/13/15; 133, vs. Bal., 9/18/16; 120, at Was., 10/2/16; 113 vs. Cin., 12/11/16; 152, at Pit., 1/1/17). 100 scrimmage yard games: 6 (125: 63 rush, 62 rec., at SD, 10/4/15; 154: 145 rush, 9 rec., vs. SF, 12/13/15; 148 vs. Bal., 9/18/16; 142 at Was., 10/2/16; 118, vs. Cin., 12/11/16; 168, at Pit., 1/1/17). **FUMBLES:** 3 (2 lost) in 2014, 2 (2 lost) in 2016; NFL totals: 5 (4 lost). **Special-teams tackles:** 1 in 2015; 1 in 2016; NFL totals: 2.

SINGLE-GAME HIGHS & CAREER MILESTONES: **RUSHING:** Attempts – 20, vs. SF, 12/13/15. Yards – 152, at Pit., 1/1/17. TDs – 2, four times; last: vs. SD, 12/24/16. Long – 85T, vs. Bal., 9/18/16. **RECEIVING:** Receptions – 6, vs. NYG, 11/27/16. Yards – 63, vs. Dal., 11/7/16. TDs – 1, at Bal., 10/11/15 (22 yards, J.McCown). Long – 53, at SD, 10/4/15. **NFL debut:** at Pit., 9/7/14. **First NFL rushing attempts:** 5, at Pit., 9/7/14. **First NFL rushing TD:** 2, at Pit., 9/7/14. **Last NFL rushing TD:** 2, vs. SD, 12/24/16 (8, 4 yards). **First NFL reception:** vs. NO, 9/14/14 (3 yards, B. Hoyer).

ISAIAH CROWELL ► GAME-BY-GAME STATISTICS

2016, CLEVELAND

Date	Opp	RUSHING							RECEIVING				
		GP	GS	No	Yds	Avg	Lg	TD	No	Yds	Avg	Lg	TD
09/11	at Phi-L	1	RB	12	62	5.2	20	1	2	16	8.0	14	0
09/18	Bal-L	1	RB	18	133	7.4	85T	1	1	15	15.0	15	0
09/25	at Mia-L	1	RB	15	79	5.3	25	0	0	0	–	–	0
10/2	at Was-L	1	RB	16	120	7.5	19	1	3	22	7.3	14	0
10/9	NE-L	1	RB	13	22	1.7	6	0	1	18	18.0	18	0
10/16	at Ten-L	1	RB	9	16	1.8	11	0	2	20	10.0	11	0
10/23	at Cin-L	1	RB	12	63	5.3	21	1	3	16	5.3	10	0
10/30	NYJ-L	1	RB	11	29	2.6	11	1	2	34	17.0	18	0
11/6	Dal-L	1	RB	6	4	0.7	8	0	4	63	15.8	44	0
11/10	at Bal-L	1	RB	9	23	2.6	9	0	3	30	10.0	20	0
11/20	Pit-L	1	RB	8	10	1.3	6	0	5	13	2.6	9	0
11/27	NYG-L	1	RB	16	44	2.8	9	0	6	47	7.8	13	0
12/11	Cin-L	1	RB	10	113	11.3	42	0	1	5	5.0	5	0
12/18	at Buf-L	1	RB	8	28	3.5	25	0	0	0	–	–	0
12/24	SD-W	1	RB	16	54	3.4	14	2	4	4	1.0	5	0
01/1	at Pit-L	1	RB	19	152	8.0	67	0	3	16	5.3	13	0
2016 TOTALS		16	16	198	952	4.8	85T	7	40	319	8.0	44	0



VETERANS

CROWELL continued

STAFF

PLAYERS

2017 SEASON

HISTORY

RECORDS

GAME DAY

2015, CLEVELAND

Date	Opp	GP	GS	No	RUSHING				RECEIVING				
					Yds	Avg	Lg	TD	No	Yds	Avg	Lg	TD
09/13	at NYJ-L	1		12	20	1.7	8	0	2	13	6.5	8	0
09/20	Ten-W	1	RB	15	72	4.8	15	1	0	0	-	-	0
09/27	Oak-L	1	RB	10	36	3.6	17	0	0	0	-	-	0
10/04	at SD-L	1		12	63	5.3	32	0	3	62	20.7	53	0
10/11	at Bal-W	1		13	49	3.8	18	0	2	38	19.0	22T	1
10/18	Den-L	1	RB	11	32	2.9	12	0	2	9	4.5	11	0
10/25	at StL-L	1	RB	8	9	1.1	8	0	0	0	-	-	0
11/01	Ari-L	1	RB	10	14	1.4	8	0	1	12	12.0	12	0
11/05	at Cin-L	1	RB	10	38	3.8	13	0	3	26	8.7	15	0
11/15	at Pit-L	1	RB	6	-5	-0.8	4	0	1	4	4.0	4	0
11/30	Bal-L	1		7	7	1.0	4	0	0	0	-	-	0
12/06	Cin-L	1	RB	11	62	5.6	23	0	1	2	2.0	2	0
12/13	SF-W	1		20	145	7.3	54	2	1	9	9.0	9	0
12/20	at Sea-L	1		9	23	2.6	6	0	3	7	2.3	6	0
12/27	at KC-L	1		16	88	5.5	28	1	0	0	-	-	0
01/03	Pit-L	1	RB	15	53	3.5	15	0	0	0	-	-	0
2015 TOTALS		16	9	185	706	3.8	54	4	19	182	9.6	53	1

2014, CLEVELAND

Date	Opp	GP	GS	No	RUSHING				RECEIVING				
					Yds	Avg	Lg	TD	No	Yds	Avg	Lg	TD
09/07	at Pit-L	1		5	32	6.4	16	2	0	0	-	-	0
09/14	NO-W	1		11	54	4.9	17	0	1	3	3.0	3	0
09/21	Bal-L	1		11	55	5.0	22	1	0	0	-	-	0
10/05	at Ten-W	1		6	19	3.2	11	0	0	0	-	-	0
10/12	Pit-W	1		11	77	7.0	24	1	0	0	-	-	0
10/19	at Jax-L	1		7	18	2.6	11	0	1	5	5.0	5	0
10/26	Oak-W	1		1	1	1.0	1	0	1	8	8.0	8	0
11/02	TB-W	1		0	0	-	-	0	0	0	-	-	0
11/06	at Cin-W	1		12	41	3.4	6	1	0	0	-	-	0
11/16	Hou-L	1	RB	14	61	4.4	35	0	2	30	15.0	19	0
11/23	at Atl-W	1	RB	12	88	7.3	26T	2	0	0	-	-	0
11/30	at Buf-L	1	RB	17	29	1.7	11	0	1	15	15.0	15	0
12/07	Ind-L	1		14	54	3.9	13	1	0	0	-	-	0
12/14	Cin-L	1		7	17	2.4	9	0	2	10	5.0	6	0
12/21	at Car-L	1	RB	16	55	3.4	26	0	0	0	-	-	0
12/28	at Bal-L	1		4	6	1.5	2	0	1	16	16.0	16	0
2014 TOTALS		16	4	148	607	4.1	35	8	9	87	9.7	19	0



87 SETH DeVALVE



POSITION ▶ **TIGHT END**

SCHOOL ▶ **PRINCETON**

HT: 6-3 | WT: 245 | BORN: 1/29/93 | ACQUIRED: 04A - '16 | NFL EXPERIENCE: 2ND YEAR

Selected by the Cleveland Browns in the fourth round (138th overall) of the 2016 NFL Draft.

SEASONAL REVIEWS:

2016: Appeared in 12 games with two starts...Posted 10 catches for 127 yards with two TDs...Finished third among all rookie TEs in TDs...(10/30) vs. NYJ: Started first NFL game at TE, recording first NFL catch (5 yards from Josh McCown)...(11/10) at Bal.: Recorded first NFL TD after hauling in a 25-yard pass from Cody Kessler...(1/1/17) at Pit.: Caught 12-yard TD from Robert Griffin III.

College: Played 30 career games at Princeton...Caught 122 passes for 1,336 yards and seven TDs...Spent time playing wide receiver and tight end...Ranked 10th in school history in career receptions...Earned Princeton's Rogerson Award for Spirit and Inspiration in 2015 after playing in six games and finishing with 33 catches for 337 yards and a TD...Redshirted in 2014 after being limited to two games due to injury...Set career highs as a junior in 2013 with 49 receptions for 527 yards and four TDs...Appeared in all 10 games as a sophomore in 2012, catching 20 passes for 219 yards and one TD.

Personal: Given name is Seth Nicolas DeValve...Last name is pronounced duh-VALVE...Native of Manchester, Conn...Highest drafted Princeton football player in the modern-draft era...Youngest of four brothers...Brother, Jacob, ran track at Liberty University...Worked in risk management at NRG Energy for a semester of college...Interested in coaching and teaching at the high school level in the future...**High School:** Attended Manchester

AT A GLANCE

- ▶ Last name is pronounced duh-VALVE.
- ▶ Highest selected Princeton football player in the modern-Draft era.
- ▶ Enjoys playing music in his spare time. Can play the guitar, bass and drums.

High School in Manchester, Conn...All-state and two-time all-conference honoree as a quarterback, earning all-state recognition as a senior...Also an all-conference selection at safety...Threw for 4,650 career yards and 37 TDs...Added 2,000 rushing yards and 24 TDs on offense and nine INTs on defense... Two-time all-conference selection for track, running the 100-meter and the 400-meter and participating in the high jump and shotput...**Community Involvement:** Active in the Cleveland community, volunteering for numerous football camps, hospital and school visits...Made annual trips to Tijuana in high school for various outreach efforts in the community...**Hobbies/Interests:** Enjoys playing music in his spare time including the guitar, bass and drums...Also likes spending his time outdoors hiking and fishing...Favorite movie is Remember the Titans... Lists contemporary Christian as his favorite type of music and Shane & Shane as his favorite group.

SETH DEVALVE ▶ CAREER STATISTICS

Year	Team	RECEIVING					RUSHING						
		GP	GS	No	Yds	Avg	Lg	TD	Att	Yds	Avg	Lg	TD
2016	Cleveland	12	2	10	127	12.7	25T	2	0	0	-	-	0

ADDITIONAL STATISTICS: 100-yard receiving games – None. Multiple-TD games – None. FUMBLES – None. Misc. tackles – 1 in 2016. Special-teams tackles – 1 in 2016.

SINGLE-GAME HIGHS & CAREER MILESTONES: RECEIVING: Receptions – 3, vs. NYG, 11/27/16. Yards – 39, vs. NYG, 11/27/16. TDs – 1, twice; at Bal., 11/10/16; at Pit., 1/1/17. Long – 25T, at Bal., 11/10/16. NFL debut: at Phil., 9/11/16. First NFL start: vs. NYJ, 10/30/16. First NFL reception: vs. NYJ, 10/30/16 (5 yards, J. McCown).



DeVALVE continued

SETH DeVALVE ▶ GAME-BY-GAME STATISTICS

2016, CLEVELAND

Date	Opp	GP	GS	No	Yds	Avg	Lg	TD
09/11	at Phi-L	1		0	0	-	-	0
09/18	Bal-L	1		0	0	-	-	0
09/25	at Mia-L	1		0	0	-	-	0
10/2	at Was-L			***inactive -- knee***				
10/9	NE-L			***inactive -- knee***				
10/16	at Ten-L			***inactive -- knee***				
10/23	at Cin-L			***inactive -- knee***				
10/30	NYJ-L	1	TE	1	5	5.0	5	0
11/6	Dal-L	1		0	0	-	-	0
11/10	at Bal-L	1		1	25	25.0	25T	1
11/20	Pit-L	1		1	8	8.0	8	0
11/27	NYG-L	1		3	39	13.0	21	0
12/11	Cin-L	1	TE	1	11	11.0	11	0
12/18	at Buf-L	1		1	6	6.0	6	0
12/24	SD-W	1		1	21	21.0	21	0
1/1	at Pit-L	1		1	12	12.0	12T	1
2016 TOTALS		12	2	10	127	12.7	25T	2

LIGHT IT UP BLUE - AUTISM AWARENESS MONTH

Each April, the Browns and FirstEnergy Stadium join multiple buildings throughout Downtown Cleveland by illuminating their buildings in blue to recognize World Autism Awareness Day and Autism Awareness. On April 2, 2017, FirstEnergy Stadium was one of more than 18,600 iconic landmarks, businesses, communities and homes in 142 countries on all seven continents that participated to Light it Up Blue to help support the initiative.



STAFF

PLAYERS

2017 SEASON

HISTORY

RECORDS

GAME DAY



66 SPENCER DRANGO

POSITION ▶ **OFFENSIVE LINE**
 SCHOOL ▶ **BAYLOR**



HT: 6-6 | WT: 315 | BORN: 10/15/92 | ACQUIRED: D5B - 16 | NFL EXPERIENCE: 2ND YEAR

Selected by the Cleveland Browns in the fifth round (168th overall) of the 2016 NFL Draft.

SEASONAL REVIEWS:

2016: Played in all 16 games, starting eight at LG and one as extra offensive lineman in jumbo set...Helped Browns finish second in NFL with 4.89 rush avg., highest by Cleveland since 1966.

College: Started all 48 career games at Baylor...All-America selection in 2014 and 2015, All-Big 12 First Team selection from 2013-15 and three-time Academic All-Big 12 honoree...Named Big 12 Co-Offensive Lineman of the Year in 2014 and Big 12 Offensive Lineman of the Year in 2015...Named to the All-Big 12 Freshman Team and All-America Freshman Team in 2012...Two-time first-team Academic All-District VII selection...Member of offensive line in 2015 that opened lanes for a rushing offense that ranked second in the nation averaging 326.7 yards per game and led the Big 12 with a 1.15 sacks allowed per game average...Blocked for a rushing offense in 2014 that averaged 215.5 yards a game, ranking second in the Big 12...Member of offensive line that helped pave the way for a conference-leading 259.7 rushing yards per game, NCAA-leading 618.8 total yards per game and NCAA-record 681 total points in 2013...Blocked along an offensive line in 2012 that opened holes for a rushing attack that averaged 231.7 rushing yards per game, No. 1 in the Big 12, and an offense that averaged 572.2 total yards a game, No. 2 in the nation...Redshirted as a freshman in 2011...Graduated with a bachelor's degree in finance.

Personal: Given name is Spencer Joseph Drango...Born in Indianapolis, Ind...Native of Austin, Texas...Overcame dyslexia at a young age, closing his college career as a three-time Academic-All Big 12 Honoree and finalist

AT A GLANCE

- ▶ Overcame dyslexia at a young age, closing his college career as a three-time Academic-All Big 12 Honoree and finalist for the 2015 William V. Campbell Trophy, recognizing college football players for their outstanding academic performance.
- ▶ All-America selection in 2014 and 2015 and named Big 12 Co-Offensive Lineman of the Year in 2014 and Big 12 Offensive Lineman of the Year in 2015.
- ▶ Spent two weeks in Brazil in 2015 volunteering at sports camps for local children as part of sports ministry.

for the 2015 William V. Campbell Trophy, recognizing college football players for their outstanding academic performance...**High School:** Attended Cedar Park High School in Cedar Park, Texas where he did not allow a sack as a senior...First-team Class 4A All-State selection and District 25-4A Offensive Lineman of the Year in 2010...**Community Involvement:** Active in the Cleveland community, volunteering for numerous football camps and hospital visits...Active in the Fellowship of Christian Athletes...Spent two weeks in Brazil in 2015 volunteering at sports camps for local children as part of sports ministry...**Hobbies/Interests:** Enjoys hunting and fishing in his spare time...Favorite movie is Shooter and favorite TV show is Mythbusters...Lists country as his favorite type of music and Jason Boland as his favorite artist.

SPENCER DRANGO ▶ CAREER STATISTICS

Year	Team	GP	GS
2016	Cleveland	16	9

CAREER MILESTONES: NFL debut: at Phi., 9/11/16. First NFL start: vs. Bal., 9/18/16.



VETERANS

74 CAM ERVING



POSITION ▶ **OFFENSIVE LINE**

SCHOOL ▶ **FLORIDA STATE**

HT: 6-5 | WT: 313 | BORN: 8/23/92 | ACQUIRED: D18-'15 | NFL EXPERIENCE: 3RD YEAR

Originally drafted by the Cleveland Browns in the first round (19th overall) of the 2015 NFL Draft.

SEASONAL REVIEWS:

2016: Started 13 games, 12 at C and one at RT... Helped Browns finish second in NFL with 4.89 rush avg., highest by Cleveland since 1966...(1/1/17) at Pit.: Started at RT for first time in career...Helped Browns rush for 231 yards, team's fourth most since 1999.

2015: Played in all 16 games, starting two at LG and two at RG...(11/15) at Pit.: Started at LG, his first NFL start...(12/27) at KC: Started at RG and helped Browns rush for season-high 232 yards, third-most since 1999.

College: Played in 55 games...Made 42 consecutive starts, including every one of FSU's 29-game winning streak that stretched over the course of the 2013 and 2014 seasons...Two-time winner of the Jacobs Blocking Trophy given to the ACC's top blocker as voted on by head coaches and defensive coordinators...Started his career as a defensive lineman before moving to left tackle where he earned several All-America honors in 2013...Moved to center during the 2014 season, earning all-conference honors at two offensive line positions...Started at left tackle for the first nine games of the 2014 season before moving to center for the last five games...Named an All-ACC first-team selection as a left tackle, while being voted to second team (media) and third team (coaches) for center...Blocked for QB Jameis Winston, who led the ACC in passing yards and total offense...Opened running lanes for RB Dalvin Cook who set the FSU freshman record for rushing yards...Received All-ACC honors and first-team All-America honors...Helped Florida State set a school record with 42 rushing TDs, a national record with 723 points and school and conference records in single-season total offense (7,267), points per game (51.6), yards per play (7.67), total TDs (94) and passing TDs (42)...Protected for a passing game that totaled 4,423 passing yards and blocked for a running attack that recorded 2,844

AT A GLANCE

- ▶ Versatile lineman who has started games at left guard (2), center (12), right guard (2) and right tackle (1) in his first two seasons with the Browns.
- ▶ Started his college career as a defensive lineman before moving to left tackle, where he earned several All-America honors in 2013. Later moved to center during the 2014 season, earning all-conference honors at both left tackle and center.
- ▶ Enjoys reading and cites the Harry Potter series as his favorite books.
- ▶ Helped Florida State set a school record with 42 rushing TDs, a national record with 723 points and school and conference records in single-season total offense (7,267), points per game (51.6), yards per play (7.67), total TDs (94) and passing TDs (42) in 2013.
- ▶ Protected the blind side of Heisman Trophy-winner QB Jameis Winston in 2013.

rushing yards...Protected the blind side of Heisman Trophy-winner QB Jameis Winston...Moved from defense to offensive line, starting all 14 games at left tackle as a junior...Played in all 13 games as a reserve along the defensive line in his freshman year...Recorded 20 tackles and one sack as a freshman...Helped Florida State allow the fewest yards per rush in the country (2.3) and rank second in the nation in rushing defense (82.7 yards per game)...Graduated with a degree in social science.



ERVING continued

Personal: Given name Cameron Drew Erving...Native of Moultrie, Ga...Spent time working on a farm stacking cabbage, peppers and other vegetables...His grandfather flew for the first time when he traveled to Chicago to be with Cameron for the first round of the 2015 NFL Draft...**High School:** Attended Colquitt County High School in Moultrie, Ga...Amassed 98 tackles as a defensive tackle during his senior year... Recruited to Florida State as a defensive tackle...Also played basketball and threw shot put and discus...

Community Involvement: Volunteered at numerous youth football and military appreciation events...Went to the 2016 Elyria High School Prom with Elna Wright, a 17-year old senior with special needs...**Hobbies/Interests:** Enjoys reading...Cites the Harry Potter series as his favorite books...Lists hip-hop as his favorite type of music and Rich Homie Quan and The Isley Brothers as his favorite artists...Favorite movie is Wolf of Wall Street and favorite TV show is Prison Break.

CAMERON ERVING ► CAREER STATISTICS

Year	Team	GP	GS
2015	Cleveland	16	4
2016	Cleveland	13	13
NFL Totals (second year)		29	17

CAREER MILESTONES: NFL debut: at NYJ, 9/13/15. First NFL start: at Pit., 11/15/15.

SEMINOLE SUCCESS

The Browns' fifth-round selection of the 2017 NFL Draft reunited OL Rod Johnson with OL Cameron Erving, who played together at Florida State. During the team's 2014 ACC Championship season, the Seminoles won their first 13 contests, including the conference title game, prior to suffering their only loss in the Rose Bowl, one of the two College Football Playoff's semifinal sites. Erving, a team captain, started the first nine games of the season at left tackle before moving to center for the final five games due to injuries on the line. When Erving shifted to the interior line, Johnson filled the void at left tackle and started the final five games, including both postseason contests.



VETERANS

77 JOHN GRECO

POSITION ▶ **OFFENSIVE LINE**

SCHOOL ▶ **TOLEDO**

HT: 6-4 | WT: 318 | BORN: 3/24/85 | ACQUIRED: TR. (RAMS) - '16 | NFL EXPERIENCE: 10TH YEAR



Selected by St. Louis Rams in third round (65th overall) of 2008 NFL Draft, April 27, 2008...Traded by Rams to Cleveland Browns for conditional 2012 seventh-round selection, July 31, 2011.

SEASONAL REVIEWS:

2016: Started 12 games with 10 at RG and two at C... Helped Browns finish second in NFL with 4.89 rush avg., highest by Cleveland since 1966... (9/11) at Phi.: Started at RG, while appearing in his 100th NFL game...(11/27) vs. NYG: Sustained foot injury in third quarter and did not return...Placed on injured reserve on Nov. 28.

2015: Started at RG in 14 games...(12/13) vs. SF: In 24-10 victory, helped Browns record 230 rushing yards, team's most since 2010 (230, vs. NE, 11/7) and tied for third-most since 1999...(12/20) at Sea.: Sustained knee injury on opening drive and did not return...Placed on injured reserve on Dec. 22.

2014: Started all 16 games (15 at RG, one at C)...Did not miss an offensive snap...Helped Browns record 17 rushing touchdowns, fourth-most in the NFL, and rush for more than 150 yards in five games...(10/12) vs. Pit.: In 31-10 victory, started at RG and shifted to C in the second quarter, following an injury to Alex Mack, marking his first career snaps at center...(10/19) at Jax.: Made first career start at C.

2013: Started 14 games, 13 at LG and one at RG...Played every offensive snap at LG from Weeks 1-13 before sustaining knee injury at NE (12/8)...(12/29) at Pit.: Returned from knee injury, started at RG in season finale.

2012: Played in 14 games including 10 starts at LG...Part of a line that helped pave the way for Trent Richardson who rushed for 950 yards, 11 touchdowns and 1,317 total yards from scrimmage - all of which were Browns rookie records.

2011: Appeared in 15 games in a reserve role...Used primarily on special teams and short yardage situations...(10/16) at Oak.: Saw most extensive action of the sea-

AT A GLANCE

- ▶ Last name is pronounced GRECK-oh.
- ▶ Played high school (Boardman High School), college (Toledo) and professional (Browns) football in Ohio. Grew up a Browns fan.
- ▶ Has made starts at LG, RG and C during his Browns career.
- ▶ Previously worked at General Electric in Akron where he swept up broken light bulbs.
- ▶ Loves to cook at home and collects cookbooks. Has competed in cooking challenges with celebrity chefs.

son as he took over at RG for an injured Shawn Lauva (knee) in the second quarter and played the remainder of the contest.

2010: Saw action in six games at RG...In Weeks 5-7, helped blocking efforts as Steven Jackson topped the 100-yard rushing mark in three consecutive contests.

2009: Appeared in 11 games with three starts...Part of an offensive line that helped Steven Jackson amass 1,738 yards from scrimmage, the second most in the NFC.

2008: Saw action in nine games with one start...(9/14) vs. NYG: Made NFL debut on special teams...(12/28) at Atl.: Earned first NFL start.

STAFF

PLAYERS

2017 SEASON

HISTORY

RECORDS

GAME DAY



GRECO continued

College: Four-year letterman at the University of Toledo (2004-07)...Three-time All-Mid-American Conference selection, earning the honor in each of this final three seasons...Started 49 consecutive games, including his final 36 at left tackle...As a senior, helped the Rockets lead the MAC in rushing (208.5 yards per game) and total offense (447.8 yards per game)...Majored in marketing.

Personal: Given name is John Patrick Greco...Last name is pronounced GRECK-oh...Native of Youngstown, Ohio...Grew up a Browns fan...Married, Jodi, with a daughter, Giavanna...**High School:** Attended Boardman High

School...Earned first team All-Conference and second team All-Region honors as a senior...Also lettered in basketball...**Community Involvement:** Does a lot of charitable work at the Potential Development School for Autism in Youngstown...Named the American Legion Man of the Year in 2014...Founded the "Greco's Mission" season ticket program which provides tickets, apparel and food for the Heart Reach Ministry...**Hobbies/Interests:** Enjoys golfing...Loves to cook at home and collects cookbooks...Has competed in cooking challenges celebrity chefs...Previously worked at General Electric in Akron, where he swept up broken light bulbs.

JOHN GRECO ► CAREER STATISTICS

Year	Team	GP	GS
2008	St. Louis	9	1
2009	St. Louis	11	3
2010	St. Louis	6	0
2011	Cleveland	15	0
2012	Cleveland	14	10
2013	Cleveland	14	14
2014	Cleveland	16	16
2015	Cleveland	14	14
2016	Cleveland	12	12
NFL totals (nine years)		111	70

CAREER MILESTONES: NFL debut: vs. NYG, 9/14/08. First NFL start: at Atl., 12/28/08.

OH-IO

Prior to heading to the NFL, four Browns players competed at the collegiate level for schools within Ohio's borders. During their careers, OL John Greco, DL Jamie Meder and rookie DB Najee Murray have all played for college, high school and professional football teams in Ohio.

Player	Hometown
OL John Greco	Toledo
DL Jamie Meder	Ashland
DL Jamal Marcus	Akron
DB Najee Murray	Kent State



VETERANS

23 JOE HADEN



POSITION ▶ DEFENSIVE BACK

SCHOOL ▶ FLORIDA

HT: 5-11 | WT: 195 | BORN: 4/14/89 | ACQUIRED: D1 - '10 | NFL EXPERIENCE: 8TH YEAR

PRO BOWL SELECTIONS (TWO): 2013, 2014



Selected after junior season by Cleveland Browns in first round (seventh overall) of 2010 NFL Draft, April 22, 2010.

Career Highlights: A standout corner who usually lines up on opposing team's top wide receiver...Two-time Pro Bowl honoree and served as a Pro Bowl captain in 2014...According to press box totals, his 101 passes defended rank second since he entered the NFL in 2010...Named second team AP All-Pro in 2013...Named the inaugural recipient of the Browns NFL Sportsmanship Award in 2014.

Seasonal Reviews:

2016: Voted team captain by teammates prior to season...Tied for Browns lead with three INTs...Started 13 games, totaling 48 tackles, three interceptions and 11 passes defended...(9/18) vs. Bal.: Tied a career-high with two INTs.

2015: Started all five games, registering 22 tackles, two passes defended and one fumble recovery...Placed on injured reserve (concussion), Dec. 14.

2014: Named to second career Pro Bowl and served as team captain...Along with Tashaun Gipson and Donte Whitner, marked the first time in team history that the club had three defensive backs selected to the Pro Bowl the same year...Led team and finished second in NFL with 20 passes defended...Along with Buster Skrine (18), made Browns only NFL team with multiple players accruing 18+ passes defended...Named the inaugural recipient of the Browns NFL Sportsmanship Award...Helped the Browns finish first in the NFL in opponent passer rating (74.1) and passes defended (99)...(11/6) at Cin.: In 24-3 primetime win, amassed three tackles, two passes defended and one fumble recovery...Helped limit Pro Bowl WR AJ Green to three receptions for 23 yards...Member of Browns defense that limited Bengals to 79 net passing yards, second fewest by NFL team in 2014... (11/16) vs. Hou.: Posted career-high 13 tackles and intercepted Ryan Mallett in end zone...(11/30) at Buf.: Recorded one solo tackle, one interception, two passes

AT A GLANCE

- ▶ Named Special Olympics' Global Ambassador in 2015, becoming the first professional football player to ever hold that distinction. His younger brother, Jacob, is a Special Olympics athlete. Joe credits Jacob as his inspiration.
- ▶ His 101 passes defended since entering the NFL in 2010 are the second most in the league during that span.
- ▶ The oldest of five brothers, whose names all begin with the letter J (Josh, Jordan, Jacob and Jonathon).
- ▶ Owns over 1,200 pairs of shoes as part of his ever-growing collection. His favorite pair is the Nike Air Mag, which was the shoe Marty McFly wore during the movie Back to the Future II. Opened a sneaker store, The Restock Cleveland, in November 2014.
- ▶ Signed a contract extension in 2014 through the 2019 season. Promptly made a charitable donation to the Greater Cleveland Food Bank, helping provide 40,000 meals for families in Northeast Ohio area after signing his deal.

defended and one blocked FG...Became first NFL player to record an INT and blocked FG in game since Michael Griffin in 2012.

2013: Earned first Pro Bowl selection...AP second-team All-Pro honoree...Also named to the All-AFC team by the Pro Football Writers of America (PFWA)...Started 15



HADEN continued

games and registered 60 tackles, four interceptions, one interception-TD and a career-high 21 passes defended...Ranked second on team in interceptions and passes defended...Recorded four interceptions from Weeks 9-17, tied for the most in the NFL during that stretch...According to STATS LLC, he and Buster Skrine made the Browns one of only two teams (Ravens) with two players posting 19+ passes defended...(10/13) vs. Det.: Limited Pro Bowl WR Calvin Johnson to three receptions for 25 yards with a 10-yard long...(11/17) at Cin.: Posted both first career multiple-interception game (two) and interception-return TD (29 yards)... Helped limit Pro Bowl WR A.J. Green to two receptions for 7 yards, neither of which occurred in his coverage... Helped limit Andy Dalton to 93 passing yards...In first quarter, picked off back-to-back Dalton passes.

2012: Started all 11 games he played...Registered 51 tackles, 10 passes defended, three interceptions and one forced fumble...Interception total tied for first on the team...(9/9) vs. Phi.: Intercepted a Michael Vick pass and returned it 50 yards during the season opener...(11/25) vs. Pit.: Recorded an interception, which was one of eight total turnovers forced by the Browns on the day.

2011: Started 15 games...Helped the Browns finish second in the NFL in pass defense, Cleveland's highest finish in that category since 1962...Led team with 19 passes defended, a figure that ranked sixth in the NFL and fourth in the AFC...Also posted 65 tackles, one sack, a fumble recovery and a forced fumble...Named to USA Today's All-Joe Team for unheralded prime performers in 2011...(9/11) vs. Cin.: Tallied three tackles, a sack and a career-high five pass defenses.

2010: Played in all 16 games with seven starts...Collected 57 tackles, six interceptions for 101 yards, a team-best 18 pass breakups, a sack and a forced fumble on defense...On special teams, added eight tackles and four kickoff returns for a 24.0-yard average...Key member of a punt coverage unit that allowed an average of 7.1 yards per return, a figure that was fifth-best in the NFL, while they also downed 29 punts inside the 20... Named to the Sporting News All-Rookie team, the PF/W/PFWA All-Rookie defense team and the USA Today's All-Joe Team for unheralded prime performers in 2010...One of five finalists for the Pepsi Rookie of the Year award... Interception total led the team, tied for fifth in the NFL and was the second-highest figure among NFL rookies

(New England's Devin McCourty, seven)...Had an interception in four straight weeks (9-12), the first Brown to do so since Ernie Kellerman in 1968...His six interceptions were the most by a Browns rookie since Anthony Henry had 10 in 2001...His interception total tied with Ken Gorgal and Bert Rechichar for the fourth-highest figure by a Browns rookie...Named the NFL Defensive Rookie of the Month for November after registering 15 tackles, seven passes defended and three interceptions...(10/17) at Pit.: Recorded first career interception and returned it 62 yards...(12/5) at Mia.: Posted five tackles, an interception and a season-high four passes defended as the Browns held the Dolphins to 167 net passing yards...Also marked the fourth straight in which he had an interception...(12/26) vs. Bal.: Registered five tackles and an interception...Also came up with the first sack of his career as well as a forced fumble.

College: Started all 40 career games at the University of Florida (2007-09) before entering the NFL prior to his senior season...Recorded 218 tackles, 3.5 sacks, eight interceptions for 166 yards...Added 34 passes defended, three forced fumbles, two fumble recoveries and one blocked FG...In his final season, was a unanimous first-team All-American, first-team All-Southeastern Conference selection and a finalist for the Jim Thorpe Award, presented annually to the top defensive back in college football...Tied for third on the team with 68 tackles, while adding three sacks, two forced fumbles, four interceptions and five special teams tackles in 2009...Helped the Gators own the fourth-best pass defense in the nation (152.8 yards per game)...Earned second-team All-SEC honors in 2008, after ranking second on the team with a career-high 87 tackles, one half sack, one forced fumble, one fumble recovery, one blocked kick and three interceptions...Returned an interception 88 yards to tie for the fourth-longest interception return in team history...After two position changes (from QB to WR to DB) prior to playing in his first collegiate contest, he became the first true freshman in Florida history to start at CB in his first career game...Earned Freshman All-America first-team and SEC All-Freshman team honors after recording 63 tackles, one fumble recovery and one interception...Sociology major.

Personal: Born Joseph Walter Haden III...Born in Fort Washington, Md...The oldest of five brothers, whose names all begin with the letter J (Josh, Jordan, Jacob and Jonathon)...Was the first college football player



HADEN continued

STAFF

PLAYERS

2017 SEASON

in his family as two of his younger brothers (Josh and Jordan) played collegiately at the University of Toledo... Married, Sarah, with a son, Joe IV...**High School:** Attended Friendly High School in Md...A four-year starter at quarterback who set a Maryland public school record with 7,371 career passing yards, while tying the career mark for TD passes with 80...Passed for 2,783 yards with 38 touchdowns, while rushing for 899 yards and 13 TDs as a senior...Led his team to the Class 3A state football title with a 14-0 record as a senior...Also started for his school's basketball team that won a state title...Graduated early and enrolled in college in January of 2007...**Community Involvement:** Named Special Olympics' Global Ambassador in 2015, becoming the first professional football player to ever hold that distinction...Younger brother, Jacob, is a Special Olympics athlete...Active in the Cleveland community and founded the "Haden Nation" ticket program, which provided tickets, apparel and food for the Children's Hunger Alliance and Fatima Family Center...Promptly made a charity

table donation to the Greater Cleveland Food Bank, helping provide 40,000 meals for families in Northeast Ohio area after signing his contract extension with the Browns through the 2019 season...Founder of the Joe Haden Elite Football Experience sports camp benefiting boys grades 3-8...Has a foundation in memory of his grandmother called Aunt Berta which benefits kids in need...Hosted a celebrity softball tournament in 2014 and 2015 with proceeds benefiting Special Olympics, local youth sports and educational programs...Interacts with fans through his social media account, where he has provided meals at restaurants, sponsored youth leagues and attended the Independence High School prom in 2012...**Hobbies/Interest:** Active on the Cleveland sports scene, attending Cavs and Indians games... Has more than 1,200 pairs of shoes in his collection, lists his favorite pair as Nike Air Mag, which was the shoe Marty McFly wore during the movie Back to the Future II...Opened a sneaker store, The Restock Cleveland, in November 2014.

JOE HADEN ► CAREER STATISTICS

Year	Team	TACKLES							INTERCEPTIONS					FUMBLES		
		GP	GS	Tot	Solo	Asst	Sk	Yds	No	Yds	Lg	TD	PD	FF	FR	Yds
2010	Cleveland	16	7	57	50	7	1.0	5.0	6	101	62	0	18	1	0	0
2011	Cleveland	15	15	65	54	11	1.0	0.0	0	0	-	0	19	1	1	0
2012	Cleveland	11	11	51	40	11	0.0	0.0	3	64	50	0	11	1	0	0
2013	Cleveland	15	15	60	54	6	0.0	0.0	4	57	29T	1	20	0	0	0
2014	Cleveland	15	15	73	58	15	0.0	0.0	3	0	0	0	20	1	2	34
2015	Cleveland	5	5	22	18	4	0.0	0.0	0	0	-	0	2	0	1	0
2016	Cleveland	13	13	48	37	11	0.0	0.0	3	9	9	0	11	0	0	0
NFL totals (seven years)		90	81	376	311	65	2.0	5.0	19	231	62	1	101	4	4	34

ADDITIONAL STATISTICS: Returned four kickoffs for 96 yards (24.0 average) in 2010. Blocked FG at Buf., 11/30/14. **Multiple-interception games** – 1 (at Cin., 11/17/13). **Career interceptions** – Joe Flacco (4), Andy Dalton (3), Chad Henne (2), Charlie Batch (1), Jimmy Clausen (1), David Garrard (1), Ryan Mallett (1), Kyle Orton (1), Ben Roethlisberger (1), Matt Ryan (1), Mark Sanchez (1), Michael Vick (1). **Career sacks** – Andy Dalton (1.0), Joe Flacco (1.0, sack-fumble). **Career forced fumbles** – Joe Flacco (1, sack-fumble), T.Y. Hilton (1), Heath Miller (1), Chris Rainey (1). **Special-teams tackles** – 8 in 2010. **SINGLE-GAME HIGHS & CAREER MILESTONES:** **TACKLES:** Total – 13, vs. Hou., 11/16/14. **Solo** – 10, vs. Hou., 11/16/14. **INTERCEPTIONS:** 2, twice: at Cin., 11/17/13; vs. Bal., 9/18/16. **Yards** – 62, at Pit., 10/17/10. **Long** – 62, at Pit., 10/17/10. **TDs** – 1, at Cin., 11/17/13 (A. Dalton, 29 yards). **PASSES DEFENSED:** 5, vs. Cin., 9/11/11. **SACKS:** 1, two times; vs. Bal., 12/26/10; vs. Cin., 9/11/11. **FUMBLES: Forced** – 1, three times; last: vs. Pit., 11/25/12. **Recovered** – 1, four times; last: vs. Ten., 9/20/15. **NFL debut:** started at cornerback at TB, 9/12/10. **First NFL interception:** vs. Pit., 10/17/10 (B. Roethlisberger). **First NFL sack:** vs. Bal., 12/26/10 (J. Flacco, sack-fumble). **Last NFL INT** – 1, at Bal, 11/10/16 (J. Flacco).

HISTORY

RECORDS

GAME DAY



HADEN continued

JOE HADEN ▶ GAME-BY-GAME STATISTICS

2016, CLEVELAND

Date	Opp	GP	GS	Tot	So	As	Sk	Yd	Int	Yd	Lg	TD	PD	FF	FR
09/11 at Phi-L	1 CB	3	3	0	0.0	0.0	0	0	0	0	0	0	0	1	0
09/18 Bal-L	1 CB	4	3	1	0.0	0.0	2	9	9	0	4	0	0	0	0
09/25 at Mia-L	***inactive -- groin***														
10/2 at Was-L	1 CB	5	4	1	0.0	0.0	0	0	0	0	0	0	0	0	0
10/9 NE-L	1 CB	7	5	2	0.0	0.0	0	0	0	0	0	0	0	0	0
10/16 at Ten-L	***inactive -- groin***														
10/23 at Cin-L	***inactive -- groin***														
10/30 NYJ-L	1 CB	2	2	0	0.0	0.0	0	0	0	0	0	2	0	0	0
11/6 Dal-L	1 CB	2	2	0	0.0	0.0	0	0	0	0	0	0	0	0	0
11/10 at Bal-L	1 CB	1	1	0	0.0	0.0	1	0	0	0	2	0	0	0	0
11/20 Pit-L	1 CB	5	3	2	0.0	0.0	0	0	0	0	0	0	0	0	0
11/27 NYG-L	1 CB	2	2	0	0.0	0.0	0	0	0	0	0	1	0	0	0
12/11 Cin-L	1 CB	6	4	2	0.0	0.0	0	0	0	0	0	0	0	0	0
12/18 at Buf-L	1 CB	1	1	0	0.0	0.0	0	0	0	0	0	0	0	0	0
12/24 SD-W	1 CB	5	3	2	0.0	0.0	0	0	0	0	0	0	0	0	0
01/1 at Pit-L	1 CB	5	4	1	0.0	0.0	0	0	0	0	1	0	0	0	0
2016 TOTALS	13	13	48	37	11	0.0	0.0	3	9	9	0	11	0	0	0

2015, CLEVELAND

Date	Opp	GP	GS	Tot	So	As	Sk	Yd	Int	Yd	Lg	TD	PD	FF	FR
09/13 at NYJ-L	1 LCB	6	4	2	0.0	0.0	0	0	0	0	0	0	0	0	0
09/20 Ten-W	1 LCB	6	4	2	0.0	0.0	0	0	0	0	0	1	0	1	0
09/27 Oak-L	1 LCB	4	4	0	0.0	0.0	0	0	0	0	0	0	0	0	0
10/04 at SD-L	***inactive -- ribs/finger***														
10/11 at Bal-W	1 LCB	3	3	0	0.0	0.0	0	0	0	0	0	1	0	0	0
10/18 Den-L	***inactive -- concussion***														
10/25 at StL-L	***inactive -- concussion***														
11/01 Ari-L	1 LCB	3	3	0	0.0	0.0	0	0	0	0	0	0	0	0	0
11/05 at Cin-L	***inactive -- concussion/ankle***														
11/15 at Pit-L	***inactive -- concussion***														
11/30 Bal-L	***inactive -- concussion***														
12/06 Cin	***inactive -- concussion***														
12/13 SF-W	***inactive -- concussion***														
12/20 at Sea-L	***injured reserve -- concussion***														
12/27 at KC-L	***injured reserve -- concussion***														
01/03 Pit	***injured reserve -- concussion***														
2015 TOTALS	5	5	22	18	4	0.0	0.0	0	0	0	0	2	0	1	1



HADEN continued

STAFF

PLAYERS

2017 SEASON

HISTORY

RECORDS

GAME DAY

2014, CLEVELAND

Date	Opp	GP	GS	Tot	So	As	Sk	Yd	Int	Yd	Lg	TD	PD	FF	FR
09/07	at Pit-L	1	LCB	1	1	0	0.0	0.0	0	-	-	0	0	0	0
09/14	NO-W	1	LCB	10	6	4	0.0	0.0	0	-	-	0	1	0	0
09/21	Bal-L	1	LCB	6	5	1	0.0	0.0	0	-	-	0	0	0	0
10/05	at Ten-W	1	LCB	4	2	2	0.0	0.0	0	-	-	0	0	0	0
10/12	Pit-W	1	LCB	4	3	1	0.0	0.0	0	-	-	0	2	0	0
10/19	at Jax-L	1	LCB	4	4	0	0.0	0.0	0	-	-	0	0	0	0
10/26	Oak-W	1	LCB	9	8	1	0.0	0.0	0	-	-	0	2	0	1
11/02	TB-W	1	LCB	3	2	1	0.0	0.0	0	-	-	0	3	0	0
11/06	at Cin-W	1	LCB	3	2	1	0.0	0.0	0	-	-	0	2	0	1
11/16	Hou-L	1	LCB	13	10	3	0.0	0.0	1	0	0	0	1	0	0
11/23	at Ati-W	1	LCB	5	5	0	0.0	0.0	1	0	0	0	1	0	0
11/30	at Buf-L	1	LCB	1	1	0	0.0	0.0	1	0	0	0	2	0	0
12/07	Ind-L	1	LCB	4	4	0	0.0	0.0	0	-	-	0	2	1	0
12/14	Cin-L	1	LCB	2	2	0	0.0	0.0	0	-	-	0	1	0	0
12/21	at Car-L						***inactive -- shoulder***								
12/28	at Bal-L	1	LCB	4	3	1	0.0	0.0	0	-	-	0	3	0	0
2014 TOTALS		15	15	73	58	15	0.0	0.0	3	0	0	0	20	1	2

2013, CLEVELAND

Date	Opp	GP	GS	Tot	So	As	Sk	Yd	Int	Yd	Lg	TD	PD	FF	FR
09/08	Mia-L	1	CB	2	2	0	0.0	0.0	0	-	-	0	1	0	0
09/15	at Bal-L	1	CB	4	4	0	0.0	0.0	0	-	-	0	1	0	0
09/22	at Min-W	1	CB	10	9	1	0.0	0.0	0	-	-	0	1	0	0
09/29	Cin-W	1	CB	5	4	1	0.0	0.0	0	-	-	0	2	0	0
10/03	Buf-W	1	CB	5	5	0	0.0	0.0	0	-	-	0	1	0	0
10/13	Det-L	1	CB	3	3	0	0.0	0.0	0	-	-	0	1	0	0
10/20	at GB-L	1	CB	3	3	0	0.0	0.0	0	-	-	0	0	0	0
10/27	at KC-L	1	CB	2	2	0	0.0	0.0	0	-	-	0	3	0	0
11/03	Bal-W	1	CB	6	4	2	0.0	0.0	1	0	0	0	2	0	0
11/17	at Cin-L	1	CB	1	1	0	0.0	0.0	2	44	29	1	2	0	0
11/24	Pit-L	1	CB	2	2	0	0.0	0.0	0	-	-	0	3	0	0
12/01	Jax-L	1	CB	5	4	1	0.0	0.0	1	13	0	0	1	0	0
12/08	at NE-L	1	CB	4	4	0	0.0	0.0	0	-	-	0	0	0	0
12/15	Chi-L	1	CB	6	6	0	0.0	0.0	0	-	-	0	1	0	0
12/22	at NYJ-L	1	CB	2	1	1	0.0	0.0	0	-	-	0	2	0	0
12/29	at Pit-L						***inactive -- hip***								
2013 TOTALS		15	15	60	54	6	0.0	0.0	4	57	29	1	21	0	0

2012, CLEVELAND

Date	Opp	GP	GS	Tot	So	As	Sk	Yd	Int	Yd	Lg	TD	PD	FF	FR
09/09	Phi-L	1	CB	6	5	1	0.0	0.0	1	50	50	0	1	0	0
09/16	at Cin-L						***reserve/suspended by commissioner***								
09/23	Buf-L						***reserve/suspended by commissioner***								
09/27	at Bal-L						***reserve/suspended by commissioner***								
10/07	at NYG-L						***reserve/suspended by commissioner***								
10/14	Cin-W	1	CB	7	6	1	0.0	0.0	1	14	14	0	3	0	0
10/21	at Ind-L	1	CB	2	2	0	0.0	0.0	0	-	-	0	0	0	0
10/28	SD-W	1	CB	8	5	3	0.0	0.0	0	-	-	0	0	0	0
11/04	Bal-L	1	CB	4	3	1	0.0	0.0	0	-	-	0	1	0	0
11/18	at Dal-L	1	CB	3	2	1	0.0	0.0	1	0	-	0	2	1	0
11/25	Pit-W						***inactive -- oblique***								
12/02	at Oak-W	1	CB	4	4	0	0.0	0.0	0	-	-	0	1	0	0
12/09	KC-W	1	CB	4	3	1	0.0	0.0	0	-	-	0	0	0	0
12/16	Was-L	1	CB	3	3	0	0.0	0.0	0	-	-	0	2	0	0
12/23	at Den-L	1	CB	4	3	1	0.0	0.0	0	-	-	0	0	0	0
12/30	at Pit-L	1	CB	6	4	2	0.0	0.0	0	-	-	0	0	0	0
2012 TOTALS		11	11	51	40	11	0.0	0.0	3	64	50	0	10	1	0



HADEN continued

2011, CLEVELAND

Date	Opp	GP	GS	Tot	So	As	Sk	Yd	Int	Yd	Lg	TD	PD	FF	FR
09/11	Cin-L	1	CB	3	1	2	1.0	0.0	0	-	-	0	5	0	0
09/18 at	Ind-W	1	CB	5	5	0	0.0	0.0	0	-	-	0	0	0	0
09/25	Mia-W	1	CB	4	4	0	0.0	0.0	0	-	-	0	1	0	0
10/02	Ten-L	1	CB	1	1	0	0.0	0.0	0	-	-	0	2	0	0
10/16 at	Oak-L						***inactive -- knee***								
10/23	Sea-W	1	CB	5	4	1	0.0	0.0	0	-	-	0	1	0	0
10/30 at	SF-L	1	CB	6	5	1	0.0	0.0	0	-	-	0	1	0	0
11/06 at	Hou-L	1	CB	7	7	0	0.0	0.0	0	-	-	0	0	0	0
11/13	StL-L	1	CB	4	4	0	0.0	0.0	0	-	-	0	3	0	0
11/20	Jax-W	1	CB	4	4	0	0.0	0.0	0	-	-	0	3	0	0
11/27 at	Cin-L	1	CB	5	5	0	0.0	0.0	0	-	-	0	0	0	0
12/04	Bal-L	1	CB	3	3	0	0.0	0.0	0	-	-	0	1	0	0
12/08 at	Pit-L	1	CB	8	5	3	0.0	0.0	0	-	-	0	0	1	0
12/18 at	Ari-L	1	CB	4	2	2	0.0	0.0	0	-	-	0	0	0	0
12/24 at	Bal-L	1	CB	2	1	1	0.0	0.0	0	-	-	0	2	0	0
01/01	Pit-L	1	CB	4	3	1	0.0	0.0	0	-	-	0	0	0	1
2011 TOTALS		15	15	65	54	11	1.0	0.0	0	-	-	0	19	1	1

2010, CLEVELAND

Date	Opp	GP	GS	Tot	So	As	Sk	Yd	Int	Yd	Lg	TD	PD	FF	FR
09/12 at	TB-L	1	CB	2	2	0	0.0	0.0	0	-	-	0	1	0	0
09/19	KC-L	1		2	1	1	0.0	0.0	0	-	-	0	0	0	0
09/26 at	Bal-L	1		2	1	1	0.0	0.0	0	-	-	0	1	0	0
10/03	Cin-W	1		4	4	0	0.0	0.0	0	-	-	0	1	0	0
10/10	Atl-L	1		1	1	0	0.0	0.0	0	-	-	0	0	0	0
10/17 at	Pit-L	1		2	2	0	0.0	0.0	1	62	62	0	1	0	0
10/24 at	NO-W	1		6	5	1	0.0	0.0	0	-	-	0	0	0	0
11/07	NE-W	1		3	2	1	0.0	0.0	0	-	-	0	1	0	0
11/14	NYJ-L	1		6	6	0	0.0	0.0	1	-	0	0	2	0	0
11/21 at	Jax-L	1		3	3	0	0.0	0.0	1	27	27	0	3	0	0
11/28	Car-W	1	CB	3	2	1	0.0	0.0	1	12	12	0	1	0	0
12/05 at	Mia-W	1	CB	5	4	1	0.0	0.0	1	0	0	0	4	0	0
12/12 at	Buf-L	1	CB	0	0	0	0.0	0.0	0	-	-	0	1	0	0
12/19 at	Cin-L	1	CB	7	6	1	0.0	0.0	0	-	-	0	0	0	0
12/26	Bal-L	1	CB	5	5	0	1.0	5.0	1	0	0	0	1	1	0
01/02	Pit-L	1	CB	6	6	0	0.0	0.0	0	-	-	0	1	0	0
2010 TOTALS		16	7	57	50	7	1.0	5.0	6	101	62	0	18	1	0

STAFF

PLAYERS

2017 SEASON

HISTORY

RECORDS

GAME DAY



VETERANS

16 RANNELL HALL



POSITION ▶ **WIDE RECEIVER**

SCHOOL ▶ **CENTRAL FLORIDA**

HT: 6-0 | WT: 200 | BORN: 1/30/93 | ACQUIRED: FA - '15 | NFL EXPERIENCE: 2ND YEAR

Originally signed by the Tampa Bay Buccaneers as an undrafted free agent on May 4, 2015...Waived by the Buccaneers on Sept. 6, 2015...Signed to the Buccaneers' practice squad on Sept. 8, 2015...Released from the Buccaneers' practice squad on Sept. 22, 2015...Added to the Buccaneers' practice squad on Oct. 7, 2015...Signed to the Cleveland Browns' active roster on Dec. 14, 2015.

SEASONAL REVIEWS:

2016: Suffered a season-ending leg injury in the team's first preseason game...Placed on injured-reserve on Aug. 13.

2015: Spent 12 weeks on the Buccaneers' practice squad before finishing the season on the Browns' active roster...Appeared in one game with Cleveland.

College: Started 27 of 49 career games at Central Florida...Totaled 145 career receptions for 2,051 yards and nine TDs...Added 264 rushing yards and two TDs on 43 carries...Returned 82 career kickoffs for 2,083 yards...Started nine of 10 games played during his senior season...Recorded 49 receptions for 500 yards...Totaled 25 carries for 129 yards and a TD...Started all 13 games as a junior, finishing with a team-high 57 receptions for 886 yards and five TDs...Added 121 yards and a TD on 14 carries...Started five of 14 games played as a sophomore...Caught 35 passes for a team-high 631 yards...Hauled in four TD receptions...Earned all-conference honorable mention...Appeared in all 12 games a freshman, returning 23 kickoffs for 714 yards...Named a first-team all-conference honoree...Majored in interdisciplinary studies.

AT A GLANCE

- ▶ Missed all of the 2016 season after suffering a leg injury in the first preseason game.
- ▶ Lists drawing and sketching as his special talent.

Personal: Born in Carol City, Fla...Nickname is Speedy...Member of a 4x100 meter relay team that set a 9-10 year old USA Track & Field record (51.63) in 2003 that still stands...Also crowned champion in 100m and 200m dash (same age group)...**High School:** Attended Miami Carol City High School in Miami Gardens, Fla...Hauled in 26 receptions for 357 yards and four TDs as a senior...Also ran track...**Community Involvement:** Enjoys visiting and talking with students of all grades, visiting patients at children's hospitals and participating in youth football camps...**Hobbies/Interests:** Lists drawing and sketching as his special talents.

RANNELL HALL ▶ CAREER STATISTICS

Year	Team	RECEIVING						RUSHING				
		GP	GS	No	Yds	Avg	Lg	TD	Att	Yds	Avg	Lg
2015	Cleveland	1	0	0	0	-	-	0	0	-	-	0
2016	Cleveland	***missed season with leg injury***										
NFL totals		1	0	0	0	-	-	0	0	-	-	0

CAREER MILESTONES: NFL debut: vs. Pit., 1/3/16.



81 RASHARD HIGGINS



POSITION ▶ **WIDE RECEIVER**

SCHOOL ▶ **COLORADO STATE**

HT: 6-1 | WT: 198 | BORN: 10/7/94 | ACQUIRED: D5C -'16 | NFL EXPERIENCE: 2ND YEAR

Selected by the Cleveland Browns in the fifth round (172nd overall) of the 2016 NFL Draft.

SEASONAL REVIEWS:

2016: Played in all 16 games...Collected six catches for 77 yards...(10/16) at Ten.: Made first career catch (14 yards) on team's final drive...Recovered onside kick prior to Browns' last possession, first recovered by Cleveland since 2011.

College: Started 37 of 38 career games played at Colorado State...Caught 239 passes for 3,649 yards and 31 TDs, all of which established career records at Colorado State...Led the nation in 2014 with 1,750 receiving yards and 17 TD receptions, both of which were single-season school records...All-America selection in 2014, as well as first team All-Mountain West honoree in 2014 and 2015...Registered 24 TD receptions and averaged 125 yards per game over the span of his final 20 games played...Recorded a reception in every game of his college career...Tallied 75 receptions for 1,062 yards and eight TDs in 2015 as a junior...Set multiple CSU receiving records as a sophomore in 2014 with 96 catches for 1,750 yards and 17 TDs...Caught a CSU freshman-record 68 receptions for 837 yards and six TDs in 2013...Majored in pre-construction management.

Personal: Given name is Rashard Malick Higgins... Nicknamed Hollywood by his pee wee football coach...Born

AT A GLANCE

- ▶ Set Colorado State career records for receptions (239), receiving yards (3,649) and TDs (31).
- ▶ Led the nation in 2014 with 1,750 receiving yards and 17 TD receptions, both of which were single-season school records.
- ▶ Nicknamed Hollywood by his pee wee football coach.

in Dallas, Texas...**High School:** Attended Mesquite High School in Mesquite, Texas...Caught 69 passes for 1,136 yards and 10 TDs as a senior...Also played basketball and ran track...**Community Involvement:** Active in the Cleveland community, volunteering for numerous football camps and school visits...**Hobbies/Interests:** Can do backflips off walls...Favorite movie is Biker Boyz and favorite TV show is Martin...Lists hip-hop as his favorite type of music and Johnny Cinco as his favorite artist.

RASHARD HIGGINS ▶ CAREER STATISTICS

Year	Team	RECEIVING			Lg	TD	RUSHING			Lg	TD
		GP	GS	No			Yds	Avg	Att		
2016	Cleveland	15	0	6	77	12.8	19	0	0	0	0

ADDITIONAL STATISTICS: 100-yard receiving games – None. Multiple-TD games – None. FUMBLES: None. Misc. tackles – None.

SINGLE-GAME HIGHS & CAREER MILESTONES: RECEIVING: Receptions – 2, twice; at Cin., 10/23/16; vs. NYG, 11/27/16. Yards – 34, vs. NYG, 11/27/16. TDs – None. Long – 19, vs. NYG, 11/27/16. NFL debut: at Phi., 9/11/16. First NFL reception: at Ten., 10/16/16 (14 yards, C. Kessler).



HIGGINS continued

RASHARD HIGGINS ▶ GAME-BY-GAME STATISTICS

2016, CLEVELAND

Date	Opp	GP	GS	No	Yds	Avg	Lg	TD
09/11	at Phi-L	1		0	0	-	-	0
09/18	Bal-L	1		0	0	-	-	0
09/25	at Mia-L	1		0	0	-	-	0
10/2	at Was-L	1		0	0	-	-	0
10/9	NE-L	1		0	0	-	-	0
10/16	at Ten-L	1		1	14	14.0	14	0
10/23	at Cin-L	1		2	19	9.5	17	0
10/30	NYJ-L	1		1	10	10.0	10	0
11/6	Dal-L	1		0	0	-	-	0
11/10	at Bal-L	1		0	0	-	-	0
11/20	Pit-L	1		0	0	-	-	0
11/27	NYG-L	1		2	34	17.0	19	0
12/11	Cin-L	1		0	0	-	-	0
12/18	at Buf-L	1		0	0	-	-	0
12/24	SD-W	1		0	0	-	-	0
1/1	at Pit-L	1		0	0	-	-	0
2016 TOTALS		16	0	6	77	12.8	19	0

JOE HADEN - SPECIAL OLYMPICS GLOBAL AMBASSADOR

In January 2015, DB Joe Haden was named as one of Special Olympics' Global Ambassadors, becoming the first professional football player to ever receive the distinction. Haden supports the organization throughout the year and helps Special Olympics' goals to promote acceptance, inclusion and respect for individuals with intellectual disabilities.

Haden and his younger brother, Jacob, who has a cognitive disorder that affects his language and speech, have participated in Special Olympics programs.

"I am honored and proud to raise awareness for the Special Olympics movement as a Global Ambassador during one of the largest sporting events in the world," said Joe Haden. "Growing up, my brother had the opportunity to participate in the Special Olympics movement and through my involvement, I learned first-hand the tremendous value of playing sports with, and learning from, people with intellectual disabilities. It's a cause I'm truly passionate about."



8 KEVIN HOGAN

POSITION ▶ QUARTERBACK

SCHOOL ▶ STANFORD

HT: 6-3 | WT: 218 | BORN: 10/20/92 | ACQUIRED: FA - '16 | NFL EXPERIENCE: 2ND YEAR



Originally drafted by the Kansas City Chiefs in the fifth round (162nd overall) of the 2016 NFL draft...Waived by the Chiefs on Sept. 3, 2016...Added to the Cleveland Browns' practice squad on Sept. 5, 2016...Elevated to the Browns' active roster on Oct. 11, 2016.

SEASONAL REVIEWS:

2016: Completed 14 of 26 passes for 104 yards...Rushed for 104 yards with one TD...Is one of only two NFL QBs (Colin Kaepernick) with 100-yard rushing game in 2016...His 104 rushing yards in Week 7 are second-most by a Browns QB, while his 28-yard TD was longest ever by a Cleveland QB...Added to Cleveland's practice squad prior to Week 1...Elevated to Browns' active roster before Week 6...(10/23) at Cin.: Replacing Cody Kessler in second quarter, completed 12 of 24 passes for 100 yards in NFL debut...Rushed for 104 yards with one TD.

College: Appeared in 50 games at Stanford where he set multiple school records including most career offensive yards (10,634), most career wins by a quarterback (36), and most career rushing yards by a quarterback (1,249)...Career totals include 727 passes completed for 9,385 passing yards and 75 TDs thrown...Also recorded 1,249 rushing yards for 15 TDs and one TD reception...As a fifth-year senior in 2015, appeared in 14 games and completed 206 of 304 passes thrown for 2,867 yards and 27 TDs...Also rushed for 336 yards and six TDs on 85 carries and had one TD reception while earning All-Pac-12 second-team honors...As a junior in 2014, appeared in 13 games and completed 232 of 352 passes thrown for 2,792 yards and 19 TDs...Also rushed for 295 yards and five TDs on 91 carries...As a sophomore in 2013, appeared in 14 games and completed 180 of 295 passes thrown for 2,630 yards and 20 TDs...Also rushed for 355 yards and two TDs on 84 carries...As a freshman in 2012, appeared in nine games and completed 109 of 152 passes thrown for 1,096 yards and nine TDs...Also rushed for 263 yards and two TDs on 55 carries while receiving All-Pac-12 honorable mention...Majored in science, technology and society.

AT A GLANCE

- ▶ One of two NFL QBs to rush for more than 100 yards in a game in 2016.
- ▶ Recorded the longest rushing TD by a Browns QB following a 28-yard score at Cincinnati on Oct. 23, 2016.
- ▶ Set multiple Stanford records including most career offensive yards (10,634) and most career wins by a quarterback (36).

Personal: Given name is Kevin Michael Hogan...Native of McLean, Va...Grandfather, James M. O'Brien played football at Navy...Father, Jerry Hogan played football at Notre Dame...Uncles, Coley O'Brien and Ivan Brown played football at Arizona...**High School:** Attended Gonzaga College High School in Washington, D.C. where he earned three varsity football letters and totaled 4,762 passing yards and 37 TDs...As a senior, recorded 1,820 passing yards for 14 TDs and 366 rushing yards for six TDs...Selected as the 2010 Washington D.C. Player of the Year and the Fairfax County Football Hall of Fame Outstanding Private School High School Player of the Year...**Community Involvement:** Actively involved with former Browns TE Gary Barnidge's foundation, American Football Without Barriers, who's mission is to use sports as a tool to help disadvantaged children reach higher levels of education and live healthy lifestyles...**Hobbies/Interests:** Travel enthusiast...Vacationed in Cuba during the 2016 offseason...Enjoys any movie starring Tom Hardy...Notes Game Of Thrones as his favorite TV show.



VETERANS

HOGAN continued

KEVIN HOGAN ► CAREER STATISTICS

PASSING		Yds/										Yds		
Year	Team	GP	GS	Att	Cmp	Pct	Yds	Att	TD	Int	Lg	Sk	Lst	Rating
2016	Cleveland	4	0	26	14	53.8	104	4.0	0	2	17	2	10	31.6

RUSHING								RECEIVING					
Year	Team	GP	GS	No	Yds	Avg	Lg	TD	No	Yds	Avg	Lg	TD
2016	Cleveland	4	0	8	105	13.1	28T	1	0	0	-	-	0

ADDITIONAL STATISTICS: Career record as starting QB – 0-0 (.000). 300-yard passing games – None. Multiple-TD pass games – None. FUMBLES: 0 (0 lost) in 2016.

KEVIN HOGAN ► GAME-BY-GAME STATISTICS

2016, CLEVELAND

PASSING													RUSHING		
Date	Opp	GP	GS	Att	Cmp	Yds	Pct	TD	INT	LG	SK	Rtg	Att	Yds	TD
09/11	at Phi-L														
09/18	Bal-L														
09/25	at Mia-L														
10/2	at Was-L														
10/9	NE-L														
10/16	at Ten-L														
10/23	at Cin-L	1		12	24	100	50.0	0	2	17	2	26.4	7	104	1
10/30	NYJ-L	1		2	2	4	100.0	0	0	3	0	79.2	0	0	0
11/6	Dal-L														
11/10	at Bal-L	1		0	0	0	-	0	0	-	0	-	1	1	0
11/20	Pit-L														
11/27	NYG	1		0	0	0	-	0	0	-	0	-	0	0	0
12/11	Cin-L														
12/18	at Buf-L														
12/24	SD-W														
01/1	at Pit-L														
2016 TOTALS		4	0	14	26	104	53.8	0	2	17	2	31.6	8	105	1

HOGAN RUNS WILD

In his NFL debut at Cincinnati last season, QB Kevin Hogan rushed for 104 yards with a 28-yard TD, the longest rushing TD by a Browns QB in team history. His 104 rushing yards are the second most recorded by a Cleveland QB in team history, and he was one of only two QBs to record a 100-yard rushing game in 2016.

MOST RUSHING YARDS IN A GAME BY A BROWNS QB

Player	Opp.	Date	Att.	Yds.	Avg.	TDs
1. Johnny Manziel	at K.C.	12/27/15	11	108	9.8	0
2. Kevin Hogan	at Cin.	10/23/16	7	104	14.9	1
3. Frank Ryan	Phi.	11/4/62	9	80	8.9	1

MOST SINGLE-GAME RUSHING YARDS BY A QB, 2016

Player	Team	Opp.	Date	Att.	Yds.	Avg.	TDs
1. Colin Kaepernick	S.F.	Mia.	11/27/16	10	113	11.3	0
2. Kevin Hogan	Cle.	at Cin.	10/23/16	7	104	14.9	1



91 TYRONE HOLMES



POSITION ▶ DEFENSIVE LINE

SCHOOL ▶ MONTANA

HT: 6-2 | WT: 253 | BORN: 9/10/93 | ACQUIRED: W. (JAC.) - '16 | NFL EXPERIENCE: 2ND YEAR

STAFF

PLAYERS

2017 SEASON

HISTORY

RECORDS

GAME DAY

Originally drafted by the Jacksonville Jaguars in the sixth-round (181st overall) of the 2016 NFL draft...Waived by the Jaguars on Sept. 3, 2016...Claimed off waivers by the Cleveland Browns on Sept. 4, 2016.

SEASONAL REVIEWS:

2016: Played in 11 games, notching five tackles and one sack...[9/18] vs. Bal.: In NFL debut, contributed as reserve DE and on special teams...[9/25] at Mia.: In second quarter, pressured and hit Ryan Tannehill when releasing ball, resulting in Brien Boddy-Calhoun's 27-yard INT-TD...[10/30] vs. NYJ: Posted three tackles and first career sack.

College: Appeared in 51 games for the University of Montana...Recorded 214 career tackles including 34.5 sacks...Also recorded five forced fumbles and two passes defended...As a senior in 2015, appeared in 13 games, recording 87 tackles including a national-best 18 sacks...Earned FCS Defensive Player of the Year honors...As a junior in 2014, appeared in 14 games...Recorded 66 tackles and 7.5 sacks...Also forced two fumbles...Earned all-conference honors...As a sophomore in 2013, appeared in 13 games...Recorded 37 tackles and four sacks...As a freshman in 2012, played in all 11 games with one start, notching 24 tackles and five sacks...Graduated with a degree in business administration.

AT A GLANCE

- ▶ Earned FCS Defensive Player of the Year in 2015.
- ▶ Led the nation with 18 sacks in 2015.
- ▶ State champion shot putter in high school.

Personal: Born Tyrone Anthony Holmes...Native of Eagle Point, Ore...**High School:** Attended Eagle Point High School in Eagle Point, Ore...As a senior in 2011, named Co-Defensive Player of the Year in the Midwestern League...Also earned all-state and all-league honors...Named team captain in basketball as a junior and senior...Also participated in track and field where he won the state championship in the shot put and hurdles...**Hobbies/Interests:** Can do a backflip...Enjoys hanging out with friends and family at the lake when away from football...Lists watching Netflix as his favorite hobby and Garth Brooks as his favorite recording artist.

TYRONE HOLMES ▶ CAREER STATISTICS

Year	Team	GP	GS	TACKLES				Yds	INTERCEPTIONS					FUMBLES			
				Tot	Solo	Asst	Sk		No	Yds	Lg	TD	PD	FF	FR	Yds	
2016	Cleveland	11	0	5	1	4	1.0	0.0	0	0	-	0	0	0	0	0	0

ADDITIONAL STATISTICS: Career sacks – Ryan Fitzpatrick (1.0). Special-teams tackles – 1 in 2016.



HOLMES continued

TYRONE HOLMES ▶ GAME-BY-GAME STATISTICS

2016, CLEVELAND

Date	Opp	GP	GS	Tot	So	As	Sk	Yd	Int	Yd	Lg	TD	PD	FF	FR
09/11 at Phi-L															
inactive -- coach's decision															
09/18 Bal-L		1		0	0	0	0.0	0.0	0	0	-	0	0	0	0
09/25 at Mia-L		1		0	0	0	0.0	0.0	0	0	-	0	0	0	0
10/2 at Was-L		1		0	0	0	0.0	0.0	0	0	-	0	0	0	0
10/9 NE-L		1		1	0	1	0.0	0.0	0	0	-	0	0	0	0
10/16 at Ten-L		1		1	0	1	0.0	0.0	0	0	-	0	0	0	0
10/23 at Cin-L		1		0	0	0	0.0	0.0	0	0	-	0	0	0	0
10/30 NYJ-L		1		3	1	2	1.0	0.0	0	0	-	0	0	0	0
11/6 Dal-L		1		0	0	0	0.0	0.0	0	0	-	0	0	0	0
11/10 at Bal-L		1		0	0	0	0.0	0.0	0	0	-	0	0	0	0
11/20 Pit-L		1		0	0	0	0.0	0.0	0	0	-	0	0	0	0
11/27 NYG-L															
inactive -- coach's decision															
12/11 Cin-L															
inactive -- coach's decision															
12/18 at Buf-L															
inactive -- coach's decision															
12/24 SD-W															
inactive -- coach's decision															
01/1 at Pit-L		1		0	0	0	0.0	0.0	0	0	-	0	0	0	0
2016 TOTALS		11	0	5	1	4	1.0	0.0	0	0	-	0	0	0	0

BROWNS SUMMER VOLUNTEER BLITZ

To celebrate the establishment of Browns Give Back, the club's community platform that focuses on a commitment to education and youth football while engaging the community through the signature First and Ten volunteering campaign, the team hosted its first-ever Browns Summer Volunteer Blitz on June 6, 2017 to emphasize the organization's three core areas of giving back to Northeast Ohio.

More than 120 Browns staff members representing departments across the organization dedicated their typical workday to projects aimed at improving Cleveland, setting aside their normal duties to focus on the important responsibility of making a significant impact in the community. The event also recognized the third anniversary of the First and Ten campaign, through which the Browns and Browns fans have pledged nearly 1.5 million hours of volunteering in the local community since its creation in June 2014.

The day was capped with the groundbreaking of the project for John Marshall High School's new high-quality synthetic turf field, joined by the Browns 2017 rookie class.



47 CHARLEY HUGHLETT



POSITION ▶ **LONG SNAPPER**

SCHOOL ▶ **CENTRAL FLORIDA**

HT: 6-4 | WT: 248 | BORN: 5/16/90 | ACQUIRED: FA - '14 | NFL EXPERIENCE: 3RD YEAR

Signed by the Dallas Cowboys as an undrafted free agent on April 30, 2012...Waived by the Cowboys on Aug. 27, 2012...Signed by the Cowboys on Jan. 7, 2013...Waived by the Cowboys on May 29, 2013...Signed by the New England Patriots on March 19, 2014...Waived by the Patriots on May 15, 2014...Signed by the Jacksonville Jaguars on June 19, 2014...Waived by the Jaguars on Aug. 25, 2014...Added to the Patriots' practice squad on Sept. 1, 2014...Released from the Patriots' practice squad on Sept. 3, 2014...Added to the Cleveland Browns' practice squad on Sept. 30, 2014...Released from Browns practice squad on Oct. 7, 2014... Added to the Patriots' practice squad on Nov. 26, 2014...Released by the Patriots on Nov. 28, 2014...Signed by the Kansas City Chiefs to the practice squad on Dec. 17, 2014...Signed by the Browns to the active roster on Dec. 24, 2014.

SEASONAL REVIEWS:

2016: Finished with career-high five special-teams tackles...Handled all Browns long-snapping duties.

2015: Handled all Browns long-snapping duties...Recorded four special-teams tackles.

2014: Signed by Browns prior to Week 17 and was inactive for team's final game...Spent time on the practice squads in New England, Kansas City and Cleveland...Spent training camp with the Jacksonville Jaguars.

2013: Spent part of the offseason with the Cowboys.

2012: Spent part of training camp with the Cowboys.

College: Four-year letterman at Central Florida...As a senior in 2013, named to the All-Conference-USA second-team after appearing in all 12 games and handling the long snapping duties for punts, FGs and PATs...Named second-team All-Conference-USA as a junior after playing in 14 games...Handled the long snapping duties for all 13 games during his sophomore season in 2009...Named to the Conference-USA All-Freshman team as a long snapper after playing in all 12 games in 2008...Majored in biology.

Personal: Given name is Robert Charles Hughlett...Native of Tampa, Fla...Worked as a personal trainer and strength and conditioning coach at a gym in Tampa, Fla. from 2012-13...Cousins, Matt and Ben Wittman, played

AT A GLANCE

▶ Re-signed with the Browns in February 2016 after handing all long snapping duties for the previous 32 games.

▶ Worked as a personal trainer and strength and conditioning coach at a gym in Tampa, Fla. from 2012-13.

▶ Annually volunteers as a counselor at a summer camp in Florida for children with muscular dystrophy.

▶ Cousins, Matt and Ben Wittman, played for Central Florida and Western Kentucky, respectively.

for Central Florida and Western Kentucky, respectively...Married to wife, Christie...**High School:** Attended Hillsborough High School where he earned four letters as a center and tight end...First-team all-conference selection as a senior and second-team all-conference selection as a junior...**Community Involvement:** Annually volunteers as a counselor at a summer camp in Florida for children with muscular dystrophy...**Hobbies/Interests:** Enjoys golfing, fishing and going to the beach...Favorite TV show is Game of Thrones...Lists country as his favorite type of music and Eric Church and Jake Owen as his favorite artists.

CHARLEY HUGHLETT ▶ CAREER STATS

Year	Team	GP
2014	Cleveland	0
2015	Cleveland	16
2016	Cleveland	16
NFL totals (two years)		32

ADDITIONAL STATISTICS: Special-teams tackles – 4 in 2015; 5 in 2016; NFL totals: 9.

CAREER MILESTONES: NFL debut: at NYJ, 9/13/15.



VETERANS

60 GABE IKARD



POSITION ▶ **OFFENSIVE LINE**

SCHOOL ▶ **OKLAHOMA**

HT: 6-4 | WT: 300 | BORN: 9/26/90 | ACQUIRED: W. (BUF.) - 16 | NFL EXPERIENCE: 4TH YEAR

Originally signed by the Tennessee Titans as an undrafted free agent on May 12, 2014...Waived by the Titans on Sept. 4, 2015...Claimed off waivers by the Buffalo Bills on Sept. 6, 2015...Waived by the Bills on Dec. 5, 2015...Signed by the Cleveland Browns on Dec. 7, 2015...Waived by the Browns on Dec. 14, 2015...Signed by the Detroit Lions on Dec. 15, 2015...Waived by the Lions on Sept. 3, 2016...Added to the Buffalo Bills' practice squad on Sept. 5, 2016...Elevated to the Bills' active roster on Sept. 15, 2016...Waived by the Bills on Oct. 21, 2016...Claimed off waivers by the Cleveland Browns on Oct. 24, 2016.

SEASONAL REVIEWS:

2016: Appeared in two games with Buffalo...Inactive two games with Buffalo and nine games with Cleveland.

2015: Appeared in three games for the Bills and one game for the Lions...(10/4) vs. NYG: Made NFL debut.

2014: Spent the season on the reserve/injured list with the Titans.

College: Appeared in 52 games at Oklahoma...As a senior in 2013, started all 13 games on way to winning the Wuerffel Trophy, Selmon Spirit Award and Don Key Award...Also was named a finalist for the Rimington Trophy (awarded to the nation's best center), Capital One Academic All-American of the Year and was first-team All-American and All-Big 12...As a junior in 2012, started 12 games and was named a Wuerffel Trophy finalist, First-Team All-Big 12, and first-team Capital One Academic All-America...As a sophomore in 2011, started 13 games and was named third-team All-American, first-team All-Big 12 and second-team Academic All-American...As a freshman in 2010, appeared in all 14 games, starting the final 12 games of the season on way to being named a first-team Freshman All-American...Graduated in May of 2013 with a 4.0 GPA in multidisciplinary studies with a focus in medicinal sciences.

Personal: Given name Gabriel Jacob Ikard...Last name pronounced EYE-kerd...Native of Oklahoma City, Okla... Participated in mission trips to Peru in 2005 and 2006 in addition to a humanitarian trip to Haiti in 2012...**High School:** Attended Bishop McGuinness Catholic High School in Oklahoma City, Okla., where he earned all-state honors and was named the 2009 The Oklahoman/

AT A GLANCE

- ▶ Last name pronounced EYE-kerd.
- ▶ Finalist for the Rimington Trophy in 2013, given to the nation's top center, after converting from tight end.
- ▶ Graduated from Oklahoma in May of 2013 with a 4.0 GPA in multidisciplinary studies with a focus in medicinal sciences.
- ▶ Three-time state champion in basketball during high school.
- ▶ Participated in mission trips to Peru in 2005 and 2006 in addition to a humanitarian trip to Haiti in 2012.

Jim Thorpe Association Scholar-Athlete of the Year as a tight end and defensive end...Also a four-year letterman and three-time state champion in basketball...**Community Involvement:** Works closely with Smart Start Central Oklahoma, a non-profit organization dedicated to ensuring all children in Oklahoma County receive the smart start they need and deserve...Also active with the Oklahoma Medical Research Foundation, Oklahoma University Children's Hospital and The Children's Center Rehabilitation Hospital of Oklahoma...**Hobbies/Interests:** Spends most of his time away from football playing with his mini-Australian Labradoodles, Lani and Makena...Thoroughly enjoys ranch dressing and Diet Dr. Pepper...Self-proclaimed Oklahoma City Thunder superfan...Lists his favorite movie as Dumb & Dumber and his favorite band as Kings of Leon.

GABE IKARD ▶ CAREER STATISTICS

Year	Team	GP	GS
2014	Tennessee	0	0
2015	Buffalo	3	0
2015	Detroit	1	0
2016	Buff./Cle.	2	0
NFL totals (three years)		6	0
Postseason		0	0

CAREER MILESTONES: NFL debut: vs. NYG, 10/4/15.



33 DARIUS JACKSON



POSITION ▶ **RUNNING BACK**
 SCHOOL ▶ **EASTERN MICHIGAN**

HT: 6-0 | WT: 220 | BORN: 12/1/93 | ACQUIRED: W. (DAL.) -'16 | NFL EXPERIENCE: 2ND YEAR

Originally drafted by the Dallas Cowboys in the sixth round (216th overall) of the 2016 NFL Draft...Waived by the Cowboys on Dec. 13, 2016...Claimed off waivers by the Cleveland Browns on Dec. 14, 2016.

SEASONAL REVIEWS:

2016: Inactive for all 13 games while with the Cowboys...Claimed off waivers by Browns prior to Week 15...Inactive all three games with Cleveland.

College: Appeared in 43 games at Eastern Michigan... Totaled 321 rushing attempts for 1,586 yards and 17 TDs...Also recorded 44 receptions for 375 yards and four TDs...As a senior in 2015, appeared in 12 games, recording 208 rushes for 1,078 yards and 14 TDs...Also posted 21 receptions for 201 yards and two TDs on way to being selected as a Doak Walker Award Candidate, which honors the top running back in college football... As a junior in 2014, appeared in 12 games, rushing for 295 yards and one TD on 61 carries while adding 20 receptions for 148 yards and two TDs...As a sophomore in 2013, saw action in seven games, recording 49 rushes for 201 yards and two TDs as well as three receptions for 26 yards...Also added four kick returns for 94 yards...

As a freshman in 2012, appeared in 12 games, posting three rushing attempts for 12 yards and two kick returns for 28 yards...Majored in business.

Personal: Born Darius Antonio Jackson...Native of Sparta, Ill...Dad, Tyrone, played football at Arkansas Pine-Bluff...**High School:** Attended Sparta High School in Sparta, Ill., where he rushed for nearly 1,100 yards as he played quarterback and running back on offense, as well as safety on defense...Earned first-team all-conference on both sides of the ball and was an academic all-state honoree...Also was a standout baseball player as a center fielder...**Community Involvement:** Working towards starting his own football camp...**Hobbies/Interests:** Enjoys playing all sports, including basketball and golf...Would be a television analyst if not for football... Hopes to go skydiving one day...Favorite movie is Man on Fire and anything else starring Denzel Washington.

DARIUS JACKSON ▶ CAREER STATISTICS

2016, CLEVELAND

Date	Opp	GP	GS	No	RUSHING				RECEIVING				
					Yds	Avg	Lg	TD	No	Yds	Avg	Lg	TD
09/11	at Phi-L				***not on roster***								
09/18	Bal-L				***not on roster***								
09/25	at Mia-L				***not on roster***								
10/2	at Was-L				***not on roster***								
10/9	NE-L				***not on roster***								
10/16	at Ten-L				***not on roster***								
10/23	at Cin-L				***not on roster***								
10/30	NYJ-L				***not on roster***								
11/6	Dal-L				***not on roster***								
11/10	at Bal-L				***not on roster***								
11/20	Pit-L				***not on roster***								
11/27	NYG-L				***not on roster***								
12/11	Cin-L				***not on roster***								
12/18	at Buf-L				***inactive -- coach's decision***								
12/24	SD-W				***inactive -- coach's decision***								
01/1	at Pit-L				***inactive -- coach's decision***								
2016 TOTALS		0	0	0	0	-	-	0	0	0	-	-	0



VETERANS

57 CAM JOHNSON



POSITION ▶ **DEFENSIVE LINE**

SCHOOL ▶ **VIRGINIA**

HT: 6-4 | WT: 268 | BORN: 5/24/90 | ACQUIRED: FA - '16 | NFL EXPERIENCE: 4TH YEAR

Originally drafted by the San Francisco 49ers in the seventh round (237th overall) of the 2012 NFL Draft...Waived by the 49ers on Aug. 31, 2012...Added to the 49ers' practice squad on Sept. 1, 2012...Elevated to the 49ers' active roster on Dec. 22, 2012...Traded to the Indianapolis Colts on Sept. 2, 2013...Waived by the Colts on Sept. 5, 2015...Signed to the Cleveland Browns' practice squad Sept. 22, 2015...Elevated to the Browns' active roster on Dec. 28, 2015...Waived by the Browns on Sept. 4, 2016...Added to the Arizona Cardinals' practice squad on Sept. 27, 2016...Signed to the Browns' active roster on Oct. 1, 2016.

SEASONAL REVIEWS:

2016: Played in 12 games with nine starts...Recorded career-best 29 tackles, three sacks, one pass defended and two forced fumbles...Signed to Browns' active roster from Cardinals' practice squad on Oct. 1 prior to Week 4...(10/2) at Was.: One day after re-joining Browns, posted four tackles, two sacks, three QB hits and one forced fumble...In third quarter, recorded strip-sack on Kirk Cousins to earn his first sack and forced fumble of career...Registered second career sack in fourth quarter...(12/11) vs. Cin.: Started at OLB, registering three tackles, one sack and one forced fumble.

2015: Spent 13 weeks on the Browns' practice squad...Elevated to Browns' active roster in Week 17...Played in one game, totaling three tackles.

2014: Played in one game with the Colts before being placed on Injured Reserve.

2013: Saw action in 12 games with the Colts...Recorded one tackle on defense and three on special teams.

2012: Spent time on the San Francisco 49ers' practice squad...Appeared in two games...(12/23) at Sea.: Made NFL debut.

College: Appeared in 42 games at Virginia with 34 starts...Totaled 130 career tackles, 12.5 sacks, seven passes defended and three forced fumbles...Named third-team All-ACC and Roanoke Times second-team All-American in 2010...Started all 12 games as a junior log-

AT A GLANCE

- ▶ Interned with the NFLPA during the 2016 offseason.
- ▶ Currently working towards his Master of Business Administration at Indiana University.
- ▶ Traveled to Guam in 2012 to volunteer at football camps

ging a career-high 53 tackles...Started in 10 games as a sophomore recording 40 tackles and 2.0 sacks...One of five true freshman to see playing time and recorded seven tackles and one pass defended.

Personal: Native of Washington, D.C...Interned with the NFLPA during the 2016 offseason...Currently working towards his Master of Business Administration at Indiana University...Brother, Antoine, played football at Eastern Illinois...**High School:** Attended Gonzaga College High School in Washington, D.C...Earned second team All-Washington Catholic Football Conference honors as a receiver...**Community Involvement:** Volunteered at the United Way Cold Feet Warm Shoes event...Read to youth as a part of Read Across America... Traveled to Guam in 2012 to volunteer at football camps...**Hobbies/Interests:** Enjoys bowling and traveling...Favorite movie is Paid in Full and favorite TV show is Power.

STAFF

PLAYERS

2017 SEASON

HISTORY

RECORDS

GAME DAY



C. JOHNSON *continued*

CAM JOHNSON ► CAREER STATISTICS

Year	Team	GP	GS	TACKLES					INTERCEPTIONS					FUMBLES				
				Tot	Solo	Asst	Sk	Yds	No	Yds	Lg	TD	PD	FF	FR	Yds		
2012	San Francisco	2	0	0	0	0	0	0.0	0	0	0	0	0	0	0	0	0	0
2013	Indianapolis	12	0	1	1	0	0	0.0	0	0	0	0	0	0	0	0	0	0
2014	Indianapolis	1	0	0	0	0	0	0.0	0	0	0	0	0	0	0	0	0	0
2015	Cleveland	1	0	3	2	1	0	0.0	0	0	0	0	0	0	0	0	0	0
2016	Cleveland	12	9	29	18	11	3	0	27.0	0	0	0	1	2	0	0	0	0
NFL totals (three years)		28	9	33	21	12	3	0	27.0	0	0	0	1	2	0	0	0	0

ADDITIONAL STATISTICS: Career sacks – Kirk Cousins (2.0), Andy Dalton (1.0). **Special-teams tackles** – 3 in 2013; 4 in 2016. NFL total: 7.

SINGLE-GAME HIGHS & CAREER MILESTONES: **TACKLES:** Total – 5, twice: vs. Dal., 11/6/16; at Bal., 11/10/16. Solo – 4, twice: vs. Dal., 11/6/16; at Buf., 12/18/16. **SACKS:** 2.0, , at Was. 10/2/16. **FUMBLES:** Forced – 1, twice: at Was. 10/2/16; vs. Cin., 12/11/16. **Recovered** – None. **INTERCEPTIONS:** None. **PASSES DEFENSED:** 1, at Buf., 12/18/16. **NFL debut:** at Sea., 12/23/12. **First NFL start:** None. **First NFL sack:** 2, , at Was. 10/2/16. **First NFL interception:** None.

CAM JOHNSON ► GAME-BY-GAME STATISTICS

2016, CLEVELAND

Date	Opp	GP	GS	Tot	So	As	Sk	Yd	Int	Yd	Lg	TD	PD	FF	FR	
09/11	at Phi-L						***not with team***									
09/18	Bal-L						***not with team***									
09/25	at Mia-L						***not with team***									
10/2	at Was-L	1	4	3	1	2	0	17.0	0	0	0	0	0	1	0	
10/9	NE-L	1	3	2	1	0	0	0.0	0	0	0	0	0	0	0	
10/16	at Ten-L	1	OLB	1	0	1	0	0.0	0	0	0	0	0	0	0	
10/23	at Cin-L	1	OLB	0	0	0	0	0.0	0	0	0	0	0	0	0	
10/30	NYJ-L	1	OLB	0	0	0	0	0.0	0	0	0	0	0	0	0	
11/6	Dal-L	1	OLB	5	4	1	0	0.0	0	0	0	0	0	0	0	
11/10	at Bal-L	1	OLB	5	3	2	0	0.0	0	0	0	0	0	0	0	
11/20	Pit-L	1	OLB	3	1	2	0	0.0	0	0	0	0	0	0	0	
11/27	NYG-L	1	OLB	0	0	0	0	0.0	0	0	0	0	0	0	0	
12/11	Cin-L	1	OLB	3	1	2	1	10.0	0	0	0	0	0	1	0	
12/18	at Buf-L	1	OLB	4	4	0	0	0.0	0	0	0	0	0	1	0	
12/24	SD-W	1	1	0	1	0	0	0.0	0	0	0	0	0	0	0	
01/1	at Pit-L						***inactive -- groin***									
2016 TOTALS		12	9	29	18	11	3	0	27.0	0	0	0	1	2	0	

2015, CLEVELAND

Date	Opp	GP	GS	Tot	So	As	Sk	Yd	Int	Yd	Lg	TD	PD	FF	FR	
09/13	at NYJ-L						***not with team***									
09/20	Ten-W						***not with team***									
09/27	Oak-L						***Browns practice squad***									
10/04	at SD-L						***Browns practice squad***									
10/11	at Bal-W						***Browns practice squad***									
10/18	Den-L						***Browns practice squad***									
10/25	at StL-L						***Browns practice squad***									
11/01	Ari-L						***Browns practice squad***									
11/05	at Cin-L						***Browns practice squad***									
11/15	Pit-L						***Browns practice squad***									
11/30	Bal-L						***Browns practice squad***									
12/06	Cin-L						***Browns practice squad***									
12/13	SF-W						***Browns practice squad***									
12/20	at Sea-L						***Browns practice squad***									
12/27	at KC-L						***Browns practice squad***									
01/03	Pit-L	1	3	2	1	0	0	0	0	0	0	0	0	0	0	
2015 TOTALS		1	0	3	2	1	0	0	0	0	0	0	0	0	0	

2014, INDIANAPOLIS

Date	Opp	GP	GS	Tot	So	As	Sk	Yd	Int	Yd	Lg	TD	PD	FF	FR
09/07	at Den-L	1	0	0	0	0	0	0.0	0	0	0	0	0	0	0
2014 TOTALS		1	0	0	0	0	0	0	0	0	0	0	0	0	0



VETERANS

C. JOHNSON continued

STAFF

PLAYERS

2017 SEASON

HISTORY

RECORDS

GAME DAY

2013, INDIANAPOLIS

Date	Opp	GP	GS	Tot	So	As	Sk	Yd	Int	Yd	Lg	TD	PD	FF	FR
09/08	Oak-W	1		0	0	0	0.0	0	0	0	0	0	0	0	0
09/15	Mia-L	1		0	0	0	0.0	0	0	0	0	0	0	0	0
09/22 at	SF-W	1		0	0	0	0.0	0	0	0	0	0	0	0	0
09/29	Jax-W	1		0	0	0	0.0	0	0	0	0	0	0	0	0
10/06	Sea-W	1		1	1	0	0.0	0	0	0	0	0	0	0	0
10/14 at	SD-L	1		0	0	0	0.0	0	0	0	0	0	0	0	0
10/20	Den-W	1		0	0	0	0.0	0	0	0	0	0	0	0	0
11/03 at	Hou-W						***Inactive***								
11/10	Stl-L						***Inactive***								
11/14 at	Ten-W	1		0	0	0	0.0	0	0	0	0	0	0	0	0
11/24 at	Ari-L	1		0	0	0	0.0	0	0	0	0	0	0	0	0
12/01	Ten-W						***Inactive***								
12/08 at	Cin-L						***Inactive***								
12/15	Hou-W	1		0	0	0	0.0	0	0	0	0	0	0	0	0
12/22 at	KC-W	1		0	0	0	0.0	0	0	0	0	0	0	0	0
12/29	Jax-W	1		0	0	0	0.0	0	0	0	0	0	0	0	0
2013 TOTALS		12	0	1	1	0	0.0	0	0	0	0	0	0	0	0
01/04	KC-W	1		0	0	0	0.0	0	0	0	0	0	0	0	0
01/11 at	NE-L	1		0	0	0	0.0	0	0	0	0	0	0	0	0

1-AFC Wild Card Playoff, 2-AFC Divisional Playoff

2012, SAN FRANCISCO

Date	Opp	GP	GS	Tot	So	As	Sk	Yd	Int	Yd	Lg	TD	PD	FF	FR
12/23 at	Sea-L	1		0	0	0	0.0	0	0	0	0	0	0	0	0
12/30	Ari-W	1		0	0	0	0.0	0	0	0	0	0	0	0	0
2012 TOTALS		2	0	0	0	0	0.0	0	0	0	0	0	0	0	0

HOW THE BROWNS WERE NAMED

One myth is that the team was named after the popular boxing champion, Joe Louis, "The Brown Bomber."

However, when owner Arthur McBride brought an AAFC team to Cleveland in 1945, he held a newspaper contest to name the team and offered a \$1,000 war bond to the winner. Most of the entries submitted wanted the name Browns because the extremely popular Paul Brown was the team's head coach.

Coach Brown thought it wouldn't be proper to name the team after him, and the entry "Panthers" was selected. A few weeks later, a man approached McBride and said he owned a semi-pro team in the 1920s called the Cleveland Panthers and he still owned the rights to the name.

McBride could have bought the man off, but Brown vetoed the idea. The coach didn't want the new team to be associated with a losing franchise. Instead of holding a new contest, Brown reluctantly agreed on the name "The Browns."



29 DUKE JOHNSON JR.

POSITION ▶ **RUNNING BACK**

SCHOOL ▶ **MIAMI (FLA.)**

HT: 5-9 | WT: 210 | BORN: 9/23/93 | ACQUIRED: D3A -15 | NFL EXPERIENCE: THIRD YEAR



Originally drafted by the Cleveland Browns in the third round (77th overall) of the 2015 NFL Draft.

SEASONAL REVIEWS:

2016: Finished third on Browns with 53 receptions, tied for sixth among all NFL RBs...His 114 career catches rank third among all RBs since 2015...Is only Browns RB to record 500 receiving yards in each of his first two seasons...Is one of only four Browns RBs with 50+ catches in multiple seasons...Totaled 872 scrimmage yards (358 rush, 514 rec)...Helped Browns finish second in NFL with 4.89 rush avg., highest by Cleveland since 1966...In Week 10, recorded 100th career reception, becoming fourth-fastest player (26 games) and fastest RB to reach century mark in Browns history...(10/16) at Ten.: Scored first career rushing TD on 1-yard score in fourth quarter...(10/30) vs. NYJ: Totaled 116 scrimmage yards, tying a career best...Caught six passes for career-best 87 yards.

2015: Played in all 16 games, starting seven...Rushed for 379 yards on 104 carries...Added 61 receptions for 534 yards with two TDs...His 61 receptions rank second all-time among Browns rookies (Kevin Johnson, 66 in 1999) and tied for fifth in franchise history among all running backs...Among all NFL RBs, finished fourth in receptions and fifth in receiving yards...Among all NFL rookies, ranked second in receptions and sixth in receiving yards...Ranked fifth in scrimmage yards among rookies...(10/4) at SD: Started at RB and amassed 126 scrimmage yards on eight carries (31 yards) and nine receptions (85 yards), including a 34-yard TD catch, his first career TD...His nine receptions were most by Browns RB since 2002 and tied for fifth-most all-time...His 85 receiving yards were most by Browns RB since 2010...(11/5) at Cin.: Caught two passes for 38 yards, including 12-yard TD from Johnny Manziel...(12/13) vs. SF: In 24-10 victory, started at RB, rushing 13 times for season-high 78 yards...Helped Browns record 230 rushing yards, team's most since 2010 (230, vs. NE, 11/7) and tied for third-most since 1999.

College: Played in 33 career games and finished as Miami's all-time leading rusher with 3,519 yards on 526

AT A GLANCE

- ▶ Is only Browns RB to record 500 receiving yards in each of his first two seasons. His 114 career catches rank third among all RBs since 2015.
- ▶ His 61 receptions in 2015 were second-most along all NFL rookies and rank second all-time among Browns rookies (Kevin Johnson, 66 in 1999).
- ▶ Finished college career as Miami's all-time leader in total rushing yards, total all-purpose yards and total kickoff return yards.
- ▶ Completed coursework at Miami the past two offseasons towards earning his degree.

carries...Averaged 6.7 yards per carry over his career...Tallied 26 career rushing TDs...Posted 69 career receptions for 719 yards and four TDs...Miami's all-time leader with 1,288 kick return yards and two TDs on 41 returns...Miami's all-time leader with 5,526 all-purpose yards...Tied for first in program history with 14 100-yard rushing games...Played in 13 games as a junior...Tied a Miami record with six consecutive 100-yard rushing games, totaling 973 yards over that span...Finished the season with 1,652 rushing yards and 10 TDs on 242 carries...Also caught 38 passes for 421 yards and three TDs...Led the ACC with 2,073 all-purpose yards, ranked fifth in the nation...Started seven of eight games played as a sophomore...Earned All-ACC honors...Carried 145 times for 920 yards and six TDs on the season...Added 14 kickoff returns for 396 yards...Averaged 174.1 all-purpose yards a game before suffering a season-ending ankle injury...Played in all 12 games as a freshman, making five starts...Rushed for freshman-record 947 yards and 10 TDs...Set school record with 892 kick return yards



VETERANS

D. JOHNSON JR. *continued*

and two TDs...Tallied 2,060 all-purpose yards, marking the second-highest total in Miami history...Earned All-American accolades on the season...Posted six games with 200 all-purpose yards or more and four 100-yard rushing games...Led the ACC with a 33.0 yards per kick return average, ranked third in the nation...Named ACC Rookie of the Week five times...Received the team's Special Teams Player of the Year Award after the season...Majored in sports administration and completed coursework the past two offseasons towards earning his degree.

Personal: Given name Randy Johnson...Goes by Duke... Native of Miami...Also ran the 60-meter dash for the in-

door track team while at Miami...**High School:** Attended Miami Norland High School...Totalled 1,957 rushing yards and 29 TDs, 14 receptions for 232 receiving yards and three TDs as a senior...Added three kickoff returns and one punt return for scores...Led Miami Norland to 14-0 season and state Class 5A championship in 2011...Also played baseball...**Community Involvement:** Spent time visiting with military members and helping at local youth football camps...**Hobbies/Interests:** Enjoys bowling, citing a 220 score as his personal best...Also plays chess in his spare time...Favorite movie is Guess Who and favorite TV show is Impractical Jokers...Lists soul as his favorite type of music and Young Money as his favorite music group.

DUKE JOHNSON JR. ▶ CAREER STATISTICS

Year	Team	RUSHING					RECEIVING						
		GP	GS	Att	Yds	Avg	Lg	TD	No	Yds	Avg	Lg	TD
2015	Cleveland	16	7	104	379	3.6	39	0	61	534	8.8	52	2
2016	Cleveland	16	1	73	358	4.9	22	1	53	514	9.7	32	0
NFL Totals (two years)		32	8	177	737	4.2	39	1	114	1,048	9.2	52	2

Year	Team	KICKOFF RETURNS					PUNT RETURNS					
		No	Yds	Avg	Lg	TD	No	FC	Yds	Avg	Lg	TD
2015	Cleveland	2	52	26.0	30	0	0	0	0	—	—	0
2016	Cleveland	1	19	19.0	19	0	17	1	112	6.6	18	0
NFL Totals (two years)		3	71	23.7	30	0	17	1	112	6.6	18	0

ADDITIONAL STATISTICS: 100-yard rushing games: None. 100 scrimmage yard games: 2 (116: 31 rush, 85 rec., at SD, 10/4/15; 116: 29 rush, 87 rec., vs. NYJ, 10/30/16). **FUMBLES:** 1 (0 lost) in 2015, 2 (1 lost) in 2016; NFL totals: 3 (1 lost). **Special-teams tackles:** 1 in 2015.

SINGLE-GAME HIGHS & CAREER MILESTONES: **RUSHING:** Attempts – 13, vs. SF, 12/13/15. Yards – 78, vs. SF, 12/13/15. TDs – 1, at Ten., 10/16/16. Long – 39, vs. SF, 12/13/15. **RECEIVING:** Receptions – 9, at SD, 10/4/15. Yards – 87, vs. NYJ, 10/30/16. TDs – 1, twice, at SD, 10/4/15 (34 yards, J.McCown), at Cin, 11/5/15 (12 yards, J. Manziel). Long – 52, vs. Ari, 11/1/15. **NFL debut:** at NYJ, 9/13/15. **First NFL rushing attempts:** 7, at NYJ, 9/13/15. **First NFL rushing TD:** at Ten., 10/16/23 (1 yard). **Last NFL rushing TD:** at Ten., 10/16/16 (1 yard). **First NFL reception:** vs. Oak., 9/27/15 (-1 yards, J. McCown).

ANNUAL CLEVELAND BROWNS BLOOD DRIVE

Each year during training camp, the Browns support the Northeast Ohio community through Browns Give Back by hosting the Annual Cleveland Browns Blood Drive at multiple sites across Northern Ohio to benefit the American Red Cross. Browns alumni are also on site at select locations, where fans have the chance to win Browns memorabilia and preseason tickets. It also continues to be among the largest blood drives that aids Northeast Ohio. This year, the event will be hosted on Saturday, July 29. #give10



D. JOHNSON JR. continued

DUKE JOHNSON JR. ► GAME-BY-GAME STATISTICS

2016, CLEVELAND

Date	Opp	GP	GS	RUSHING					RECEIVING				
				No	Yds	Avg	Lg	TD	No	Yds	Avg	Lg	TD
09/11 at	Phi-L	1		3	22	7.3	17	0	3	28	9.3	16	0
09/18	Bal-L	1		3	12	4.0	8	0	4	44	11.0	28	0
09/25 at	Mia-L	1		10	69	6.9	17	0	5	12	2.4	7	0
10/2 at	Was-L	1		8	45	5.6	13	0	6	31	5.2	12	0
10/9	NE-L	1		4	1	0.3	2	0	2	21	10.5	15	0
10/16 at	Ten-L	1	RB	4	18	4.5	6	1	4	56	14.0	28	0
10/23 at	Cin-L	1		6	15	2.5	5	0	4	18	4.5	13	0
10/30	NYJ-L	1		4	29	7.3	16	0	6	87	14.5	32	0
11/6	Dal-L	1		6	30	5.0	9	0	2	16	8.0	9	0
11/10 at	Bal-L	1		2	6	3.0	6	0	3	25	8.3	15	0
11/20	Pit-L	1		2	10	5.0	12	0	3	46	15.3	22	0
11/27	NYG-L	1		5	14	2.8	6	0	3	26	8.7	12	0
12/11	Cin-L	1		4	24	6.0	21	0	1	21	21.0	21	0
12/18 at	Buf-L	1		5	31	6.2	13	0	5	62	12.4	22	0
12/24	SD-W	1		7	28	4.0	22	0	2	21	10.5	17	0
01/1 at	Pit-L	1		1	4	4.0	4	0	0	0	-	-	0
2016 TOTALS		16	1	73	358	4.9	22	1	53	514	9.7	32	0

2015, CLEVELAND

Date	Opp	GP	GS	RUSHING					RECEIVING				
				No	Yds	Avg	Lg	TD	No	Yds	Avg	Lg	TD
09/13 at	NYJ-L	1	RB	7	22	3.1	8	0	0	0	-	-	0
09/20	Ten-W	1		12	43	3.6	20	0	0	0	-	-	0
09/27	Oak-L	1		4	3	0.8	6	0	6	32	5.3	18	0
10/04 at	SD-L	1	RB	8	31	3.9	9	0	9	85	9.4	34T	1
10/11 at	Bal-W	1	RB	9	22	2.4	6	0	6	55	9.2	27	0
10/18	Den-L	1		9	38	4.2	12	0	3	18	6.0	11	0
10/25 at	StL-L	1		6	17	2.8	10	0	7	73	10.4	21	0
11/01	Ari-L	1		1	3	3.0	3	0	2	68	34.0	52	0
11/05 at	Cin-L	1		3	0	0.0	5	0	2	38	19.0	26	1
11/15 at	Pit-L	1		4	10	2.5	9	0	4	18	4.5	10	0
11/30	Bal-L	1	RB	7	27	3.9	7	0	5	23	4.6	21	0
12/06	Cin-L	1		5	2	0.4	5	0	4	30	7.5	10	0
12/13	SF-W	1	RB	13	78	6.0	19	0	1	6	6.0	6	0
12/20 at	Sea-L	1	RB	4	46	11.5	39	0	5	39	7.8	22	0
12/27 at	KC-L	1	RB	8	26	3.3	11	0	3	15	5.0	8	0
01/03	Pit-L	1		4	11	2.8	7	0	4	34	8.5	20	0
2015 TOTALS		16	7	104	379	3.6	39	0	61	534	8.8	52	2



VETERANS

6 CODY KESSLER



POSITION ▶ QUARTERBACK

SCHOOL ▶ SOUTHERN CALIFORNIA

HT: 6-1 | WT: 215 | BORN: 5/11/93 | ACQUIRED: D3C - '16 | NFL EXPERIENCE: 2ND YEAR

Selected by the Cleveland Browns in the third round (93rd overall) in the 2016 NFL Draft.

SEASONAL REVIEWS:

2016: Set Browns rookie records for completion percentage (65.5), passer rating (92.3), fewest interceptions (two) and interceptions percentage (1.0)...Started eight games...Completed 128 of 195 passes for 1,380 yards with six TDs and two INTs for 92.3 rating...His 1,380 pass yards were fifth-most by a Browns rookie... Did not throw an INT in 121 attempts, second-longest streak by a Browns rookie...(10/16) at Ten.: Threw for 336 yards with two TDs and no INTs for 105.3 rating... His 336 passing yards were second-most by rookie in Cleveland history.

College: Started 41 of 51 career games played at USC... Completed 851 of his 1,261 attempts for 10,339 yards, 88 TDs and 19 INTs...Ranked third in school history in career TDs and completions and fourth in passing yards...Set USC records with a 67.5 percent career completion percentage and a 1.51 INT rate...Two-time captain and USC's Trojan Way Leadership Award winner as a junior and senior...Started all 14 games as a senior, throwing for 3,536 yards, 29 TDs and seven INTs on 298 completions of 446 attempts...Earned All-Pac-12 honorable mention...Recorded the most efficient passing season in school history as a junior in 2014, completing a school-record 69.7 percent of his passes and throwing for 39 TDs and five INTs...Completed a school-record 315 passes of 452 attempts for 3,826 yards...Earned All-Pac-12 honorable mention...Also set USC records finishing with 167.1 passing efficiency and a 1.11 INT rate...Started all 14 games as a sophomore...Completed 236 of 361 attempts for 2,968 yards, 20 TDs and seven INTs...Earned All-Pac-12 honorable mention and USC's Bob Chandler Award for athletics, academics and character...Served as a backup in 2013 as a redshirt freshman, appearing in 10 games as the holder in the field goal unit...Earned his bachelor's degree in sociology.

Personal: Given name is Cody David Kessler...Native of Bakersfield, Calif...Working towards his master's degree in communication management...**High School:** Attended Centennial High School in Bakersfield, Calif., where he earned All-America honors as a senior...Threw for 2,831

AT A GLANCE

- ▶ Set Browns rookie records for completion percentage (65.5), passer rating (92.3), fewest interceptions (two) and interceptions percentage (1.0).
- ▶ Recorded the second-highest single-game passing yardage total by a Browns rookie after registering 336 at Tennessee on Oct. 16, 2016.
- ▶ Finished third in USC history in career TDs and completions and fourth in passing yards. Set school records with a 67.5 percent career completion percentage and a 1.51 INT rate.
- ▶ Active with the foundation Kylie's Angels, an organization that helps families with funding for the costs that come from their children's illness or disabilities.

yards, 36 TDs and two INTs on 175 of 251 passing, as a senior in 2010, adding 324 rushing yards and eight TDs on 75 carries...Earned Bakersfield Californian Area Player of the Year as a junior, completing 188 of 312 passes for 2,195 yards, 14 TDs and six INTs...Rushed for 12 TDs... Also played basketball, averaging 29.5 points and 11 rebounds a game...Named Bakersfield Area Player of the Year for basketball, as well...**Community Involvement:** Active in the Cleveland community, volunteering for numerous football camps and school visits...Traveled to Haiti with USC teammates in 2012 to build homes for local families...Frequently visited children's hospitals to meet with patients...Active with the foundation Kylie's Angels, an organization that helps families with funding for the costs that come from their children's illness or disabilities...**Hobbies/Interests:** Taught himself how to play guitar...Enjoys summer country festivals and concerts in his spare time...Cites Luke Bryan and Toby Keith as his favorite musicians...Favorite movie is Warrior and favorite TV show is Friday Night Lights.

STAFF

PLAYERS

2017 SEASON

HISTORY

RECORDS

GAME DAY



KESSLER continued

CODY KESSLER ► CAREER STATISTICS

PASSING

Year	Team	GP	GS	Att	Cmp	Pct	Yds	Yds/Att	TD	Int	Lg	Sk	Yds Lst	Rating
2016	Cleveland	9	8	195	128	65.6	1,380	7.1	6	2	44	21	140	92.3

RUSHING

Year	Team	GP	GS	No	Yds	Avg	Lg	TD
2016	Cleveland	9	8	11	18	1.6	8	0

RECEIVING

No	Yds	Avg	Lg	TD
0	0	-	-	0

ADDITIONAL STATISTICS: Career record as starting QB – 0-8 (.000). 300-yard passing games – 1 (336, at Ten., 10/16/16). Multiple-TD pass games – 1 (2, at Ten., 10/16/16). FUMBLES: 3 (2 lost) in 2016.

CODY KESSLER ► GAME-BY-GAME STATISTICS

2016, CLEVELAND

Date	Opp	PASSING												RUSHING					
		GP	GS	Att	Cmp	Yds	Pct	TD	INT	Lg	Sk	Rtg	Att	Yds	TD				
09/11	at Phi-L				***inactive -- coach's decision***														
09/18	Bal-L				***active, did not play***														
09/25	at Mia-L	1	QB	33	21	244	63.6	0	0	40	3	85.9	2	-1	0				
10/2	at Was-L	1	QB	40	28	223	70.0	1	1	14	1	81.6	2	2	0				
10/9	NE-L	1	QB	8	5	62	62.5	1	0	18	0	126.0	1	0	0				
10/16	at Ten-L	1	QB	41	26	336	63.4	2	0	43	6	105.3	1	3	0				
10/23	at Cin-L	1	QB	11	9	82	81.8	0	0	21	0	97.7	1	-2	0				
10/30	NYJ-L				***inactive -- concussion***														
11/6	Dal-L	1	QB	27	19	203	70.4	1	0	44	4	104.4	2	11	0				
11/10	at Bal-L	1	QB	18	11	91	66.1	1	0	25T	1	92.6	1	3	0				
11/20	Pit-L	1	QB	14	7	128	50.0	0	1	36	4	52.1	1	2	0				
11/27	NYG-L				***inactive -- concussion***														
12/11	Cin-L				***active, did not play***														
12/18	at Buf-L				***active, did not play***														
12/24	SD-W	1		3	2	11	66.7	0	0	9	2	72.9	0	0	0				
01/1	at Pit-L				***active, did not play***														
2016 TOTALS		9	8	195	128	1,380	65.6	6	2	44	21	92.3	11	18	0				

KESSLER HIGH AMONG BROWNS ROOKIES

QB Cody Kessler set Browns rookie records for completion percentage (65.5), passer rating (92.3), fewest interceptions (two) and interceptions percentage (1.0). He threw for a team-leading 1,380 passing yards during his 2016 rookie season, fifth-most by a Browns rookie despite playing just nine games with eight starts. He also compiled a string of 121 consecutive passes without an interception, the second longest streak by a Browns rookie. He threw for a career-high 336 yards at Tennessee, the second-most by a rookie in Browns history. He joined Brandon Weeden (2012) and Eric Zeier (1995) as the only Browns rookies to eclipse the 300-yard passing mark.

MOST CONSECUTIVE PASSING ATTEMPTS WITHOUT AN INTERCEPTION BY A BROWNS ROOKIE

	Player	Year	Total
1.	Bernie Kosar	1985	134
2.	Cody Kessler	2016	121



VETERANS

30 DERRICK KINDRED



POSITION ▶ DEFENSIVE BACK
SCHOOL ▶ TEXAS CHRISTIAN

HT: 5-10 | WT: 210 | BORN: 12/15/93 | ACQUIRED: D4C - '16 | NFL EXPERIENCE: 2ND YEAR

Selected by the Cleveland Browns in the fourth round (129th overall) of the 2016 NFL Draft.

SEASONAL REVIEWS:

2016: Started five games at SS and played in 12 contests...Posted 44 tackles and five passes defended... Placed on reserve/non-football injury (ankle) prior to Week 14.

College: Played in 50 career games at TCU, starting 30...Totalled 235 tackles, 15 passes defended, eight INTs, four fumble recoveries and three forced fumbles... Received All-Big 12 First-Team honors in 2015 and All-Big 12 honorable mention in 2014...Played his entire senior season with a broken collarbone, totaling 87 tackles, three passes defended, two INTs, two forced fumbles and a fumble recovery in 13 starts...Started all 13 games as a junior in 2014...Recorded 80 tackles, nine passes defended and four INTs, returning an INT for a 44-yard TD...Played in all 12 games as a sophomore, starting three...Finished the year with 48 tackles...Appeared in all 12 games as a freshman, totaling 20 tackles...Majored in social work.

Personal: Given name is Derrick Dwayne Kindred Jr... Last name pronounced KIN-dred...Worked at Bill Miller Bar-B-Q and Whataburger in high school and at the physical plant at TCU...**High School:** Attended Wagner High School in San Antonio, Texas...Played running back and safety, rushing for 1,300 yards and 11 TDs as a se-

AT A GLANCE

- ▶ Last name pronounced KIN-dred.
- ▶ Played his entire senior season at TCU with a broken collarbone, totaling 87 tackles, three passes defended, two INTs, two forced fumbles and a fumble recovery in 13 starts.
- ▶ With a background in social work, interested in giving back to young children who suffered from abuse and holding football camps.

nior, along with 106 tackles, four passes defended and two INTs...Also ran track...**Community Involvement:** With a background in social work, interested in giving back to young children who suffered from abuse and holding football camps... Active in the Cleveland community, volunteering for numerous football camps and hospital visits...**Hobbies/Interests:** Enjoys spending time with his dog in his spare time...Favorite movie is The Lion King and favorite TV show is SpongeBob SquarePants... Lists R&B and rap as his favorite types of music and Keith Sweat as his favorite artist.

DERRICK KINDRED ▶ CAREER STATISTICS

Year	Team	TACKLES							INTERCEPTIONS					FUMBLES		
		GP	GS	Tot	Solo	Asst	Sk	Yds	No	Yds	Lg	TD	PD	FF	FR	Yds
2016	Cleveland	12	5	44	30	14	0.0	0.0	0	0	-	0	5	0	0	0

ADDITIONAL STATISTICS: Special-teams tackles: 3 in 2016.

SINGLE-GAME HIGHS & CAREER MILESTONES: TACKLES: Total – 5, twice; at Phi., 9/11/16; vs. Bal., 9/18/16. Solo – 5, twice; at Phi., 9/11/16; vs. Bal., 9/18/16. SACKS: None. FUMBLES: Forced – None. Recovered – None. INTERCEPTIONS: None. PASSES DEFENSED: 2, twice; vs. Bal., 9/18/16; vs. Pit., 11/20/16. NFL debut: at Phi., 9/11/16. First NFL start: vs. Dal., 11/6/16.



KINDRED continued

DERRICK KINDRED ▶ GAME-BY-GAME STATISTICS

2016, CLEVELAND

Date	Opp	GP	GS	Tot	So	As	Sk	Yd	Int	Yd	Lg	TD	PD	FF	FR
09/11 at Phi-L		1		5	5	0	0.0	0.0	0	0	-	0	0	0	0
09/18 Bal-L		1		5	5	0	0.0	0.0	0	0	-	0	2	0	0
09/25 at Mia-L	SS	1		4	3	1	0.0	0.0	0	0	-	0	0	0	0
10/2 at Was-L	SS	1		5	2	3	0.0	0.0	0	0	-	0	0	0	0
10/9 NE-L		1		4	4	0	0.0	0.0	0	0	-	0	0	0	0
10/16 at Ten-L		1		0	0	0	0.0	0.0	0	0	-	0	0	0	0
10/23 at Cin-L		1		4	2	2	0.0	0.0	0	0	-	0	0	0	0
10/30 NYJ-L	SS	1		3	2	1	0.0	0.0	0	0	-	0	1	0	0
11/6 Dal-L	SS	1		6	4	2	0.0	0.0	0	0	-	0	0	0	0
11/10 at Bal-L		1		1	1	0	0.0	0.0	0	0	-	0	0	0	0
11/20 Pit-L	SS	1		6	2	4	0.0	0.0	0	0	-	0	2	0	0
11/27 NYG-L		1		1	0	1	0.0	0.0	0	0	-	0	0	0	0
12/11 Cin-L	***reserve/non-football injury -- ankle***														
12/18 at Buf-L	***reserve/non-football injury -- ankle***														
12/24 SD-W	***reserve/non-football injury -- ankle***														
01/1 at Pit-L	***reserve/non-football injury -- ankle***														
2016 TOTALS		12	5	44	30	14	0.0	0.0	0	0	-	0	5	0	0

THE BROWNS AND HEISMAN WINNERS

The Browns have had nine Heisman Trophy winners on the team and one serve as an assistant coach.

Players	College	Heisman Year	Year(s) with Browns
Robert Griffin III	Baylor	2011	2016
Johnny Manziel	Texas A&M	2012	2014-15
Rashaan Salaam	Colorado	1994	1999
Ty Detmer	BYU	1990	1999
Vinny Testaverde	Miami (Fla.)	1986	1993-95
Charles White	USC	1979	1980-82, 1984
Ernie Davis	Syracuse	1961	1962*
Howard Cassady	Ohio State	1955	1962
Les Horvath	Ohio State	1944	1949
Coaches			
John David Crow	Texas A&M	1957	1972-73

*RB Ernie Davis won the 1961 Heisman Trophy and was the top pick in the 1962 draft. He was acquired by the Browns in a trade with the Washington Redskins. Tragically, Davis passed away two years later from leukemia and never played a professional game. His jersey No. 45 is retired by the Browns.



VETERANS

56 DEON KING



POSITION ▶ **LINEBACKER**

SCHOOL ▶ **NORFOLK STATE**

HT: 6-0 | WT: 220 | BORN: 7/2/93 | ACQUIRED: FA - '17 | NFL EXPERIENCE: 2ND YEAR

Originally signed by the Dallas Cowboys as an undrafted free agent on May 6, 2016...Waived by the Cowboys on Sept. 3, 2016...Added to the Cowboys' practice squad on Sept. 4, 2016...Released from the Cowboys' practice squad on Sept. 6, 2016...Added to the San Diego Chargers' practice squad on Nov. 4, 2016...Signed by the Chargers on Nov. 5, 2016...Waived by the Chargers on Nov. 14, 2016...Signed by the Indianapolis Colts on Nov. 15, 2016...Waived by the Colts on May 1, 2017...Signed by the Cleveland Browns on June 12, 2017.

SEASONAL REVIEWS:

2016: Recorded one tackle in two games with the Chargers...Also appeared in four games as a member of the Colts.

College: Appeared in 46 games at Norfolk State with 35 starts...Amassed 372 tackles, 52.5 tackles for loss, 22.0 sacks, three interceptions, six passes defended, four forced fumbles and five fumble recoveries... Led all Division I (FBS and FCS) players in total tackles (163) and tackles per game (14.8) in 2015 en route to winning the Buck Buchanan Award, given to the nation's top FCS defensive player...Norfolk State's first-ever consensus FCS First Team All-America selection...As a senior in 2015, accumulated 163 tackles, 11.0 tackles for loss, 3.0 sacks, one interception, two passes defended and one forced fumble in 11 starts...Started all 12 games as a junior, registering 106 tackles (46 solo), 18.0 tackles for loss, 7.5 sacks, one interception, three pass deflections, two forced fumbles and two fumble recoveries... Started all 12 games as a sophomore compiling 84 tackles (50 solo), 18.5 tackles for loss, 9.5 sacks, one forced fumble and two fumble recoveries...Appeared in all 11 games as a true freshman totaling 19 tackles (12

AT A GLANCE

- ▶ Led all Division I (FBS and FCS) players in total tackles (163) and tackles per game (14.8) in 2015.
- ▶ Recipient of the 2015 Buck Buchanan Award, given to the nation's top FCS defensive player.
- ▶ Norfolk State's first-ever consensus FCS First Team All-America selection.

solo), 5.0 tackles for loss, 2.0 sacks, one interception and three quarterback hurries...majored in building and construction technology.

Personal: Given name is Deon Jerome King...Native of Reston, Va...**High School:** Attended Fork Union (Va.) Military Academy and South Lakes High School...Recorded more than 100 tackles and 10.0 sacks as a senior... Accumulated 12.0 sacks and a junior and sophomore... Named All-District in the shotput.

DEON KING ▶ CAREER STATISTICS

Year	Team	TACKLES						INTERCEPTIONS					FUMBLES				
		GP	GS	Tot	Solo	Asst	Sk	Yds	No	Yds	Lg	TD	PD	FF	FR	Yds	
2016	San Diego	2	0	1	1	0	0.0	0.0	0	0	-	0	0	0	0	0	0
	Indianapolis	4	0	0	0	0	0.0	0.0	0	0	-	0	0	0	0	0	
NFL totals (one year)		6	0	1	1	0	0.0	0.0	0	0	-	0	0	0	0	0	

ADDITIONAL STATISTICS: Career sacks – None. Special teams tackles – 1 in 2016.

SINGLE-GAME HIGHS & CAREER MILESTONES: TACKLES: Total – 1, vs. Ten., 11/6/16. Solo – 1, vs. Ten., 11/06/16. NFL debut: vs. Ten., 11/6/16.



KING continued

DEON KING ▶ GAME-BY-GAME STATISTICS

2016, SAN DIEGO

Date	Opp	GP	GS	Tot	So	As	Sk	Yd	Int	Yd	Lg	TD	PD	FF	FR
09/11 at KC-L							***not on roster***								
09/18 Jax-W							***not on roster***								
09/25 at Ind-L							***not on roster***								
10/02 NO-L							***not on roster***								
10/09 at Oak-L							***practice squad***								
10/13 Den-W							***practice squad***								
10/23 at Atl-W							***practice squad***								
10/30 at Den-L							***practice squad***								
11/06 Ten-W	1		1	1	0	0.0	0.0	0	0	-	0	0	0	0	0
11/13 Mia-W	1		0	0	0	0.0	0.0	0	0	-	0	0	0	0	0

2016, INDIANAPOLIS

Date	Opp	GP	GS	Tot	So	As	Sk	Yd	Int	Yd	Lg	TD	PD	FF	FR
11/20 Ten-W							***inactive***								
11/24 Pit-L							***inactive***								
12/05 at NYJ-W							***inactive***								
12/11 Hou-L	1		0	0	0	0.0	0.0	0	0	-	0	0	0	0	0
12/18 at Min-W	1		0	0	0	0.0	0.0	0	0	-	0	0	0	0	0
12/24 at Oak-L	1		0	0	0	0.0	0.0	0	0	-	0	0	0	0	0
01/01 at Jax-L	1		0	0	0	0.0	0.0	0	0	-	0	0	0	0	0
2016 TOTALS	1		1	1	0	0.0	0.0	0	0	-	0	0	0	0	0


JONES SCORES SIX

Browns HB/WR Dub Jones found the end zone a historic six times on Nov. 25, 1951 against the Chicago Bears, setting a franchise record for TDs in a single-game and tying the all-time NFL mark.

Jones scored twice in the second quarter, the first on a 2-yard run and the second on a 34-yard pass from QB Otto Graham. Jones came out in the third quarter and put two rushing scores on the board from 12 and 27 yards.

He continued to find holes in the Bears defense in the fourth quarter as he ran for a 43-yard TD and his fourth rushing score of the day. Jones tied Ernie Nevers' all-time record set in 1929 when he connected with Graham on a 43-yard completion.

Jones totaled 116 yards rushing on nine attempts and 80 yards receiving on three catches.



VETERANS

58 CHRISTIAN KIRKSEY



POSITION ▶ **LINEBACKER**

SCHOOL ▶ **IOWA**

HT: 6-2 | WT: 235 | BORN: 8/31/92 | ACQUIRED: D3A - '14 | NFL EXPERIENCE: 4TH YEAR

Originally drafted by Cleveland in the third round (71st overall) of the 2014 NFL Draft, the first of the Browns' two third-round selections.

SEASONAL REVIEWS:

2016: Led team with career-best 143 tackles, according to pressbox totals...Finished third in NFL with 148 tackles, according to NFL.com...Added 2.5 sacks and three passes defended...Recorded nine or more tackles in 10 games...(10/9) vs. NE: Recorded career-best 16 tackles.

2015: Played in all 16 games with five starts...Amassed 53 tackles, career-high 3.5 sacks, one pass defended, one forced fumble and one fumble recovery...Finished second on team with career-high 13 special-teams tackles.

2014: Played in all 16 games with eight starts...Registered 75 tackles, three passes defended, two sacks and one forced fumble...Maurice Bassett Award recipient, given to the most outstanding rookie in Browns training camp, as determined by local media...(9/7) at Pit.: In NFL debut, earned first career sack in third quarter to help force Steelers punt...(10/19) at Jax.: Posted seven tackles with one sack...Added two special-teams tackles...(12/14) vs. Cin.: Totaled eight tackles and forced first career fumble.

College: Named defensive captain his junior and senior seasons at Iowa...Started 38 consecutive games from the beginning of his sophomore year to the end of his senior season...Appeared in 49 games...Saw action at both inside and outside LB...Registered 315 tackles, 5.5 sacks, four interceptions, seven fumble recoveries and five forced fumbles...Also returned two interceptions for TDs and one fumble for a score, becoming the third player in school history to total at least three career defensive TDs.

Personal: Given name Christian Paul Kirksey...Born in St. Louis, Mo...Late father, Elmer, was a pastor...Cites his father and mother, Patrice, as the reasons for his strong religious faith...Youngest of seven siblings...Has three brothers and three sisters...Nephew, Brandon Kirksey, played DT at Minnesota...**High School:** At-

AT A GLANCE

- ▶ Finished third in NFL with 148 tackles in 2016, according to NFL.com.
- ▶ Former NFL LB Mike Jones was his high school football coach at Hazelwood East High School in St. Louis, Mo.
- ▶ Due to a glitch in Madden 15, he measured 1-foot-2 in the game. He used that notoriety, which included interviews on ESPN and CNN, to spread his mother's words of wisdom that no matter how small you are, always dream big and live big.
- ▶ Musically gifted, has played the drums since the age of seven and sang in church choir, where his late father, Elmer, was the pastor.

tended Hazelwood East High School in St. Louis, Mo., where former NFL LB Mike Jones served as head coach... Earned All-America and All-State honors after leading the conference with 163 tackles...Also lettered in track as a member of the school's 2008 state championship team...Also played basketball and was an honor roll student...**Community Involvement:** Active with Camp Courageous, which aims to foster independence and better the quality of life for children and adults with developmental disabilities through outdoor activities... Very active in the Cleveland community, visiting numerous schools, hospitals and youth football camps...**Hobbies/Interests:** Played the drums since he was seven years old...Enjoys going to music stores to check out various instruments...Also enjoys song-writing when away from football...Likes to bowl and skate...Due to a glitch in Madden 15, he measured 1-foot-2 in the game, which garnered national exposure.



STAFF

PLAYERS

2017 SEASON

HISTORY

RECORDS

GAME DAY

KIRKSEY continued

CHRISTIAN KIRKSEY ▶ CAREER STATISTICS

Year	Team	GP	GS	TACKLES					INTERCEPTIONS					FUMBLES		
				Tot	Solo	Asst	Sk	Yds	No	Yds	Lg	TD	PD	FF	FR	Yds
2014	Cleveland	16	8	75	41	34	2.0	7.0	0	0	-	0	3	1	0	0
2015	Cleveland	16	5	53	34	19	3.5	13.0	0	0	-	0	1	1	1	0
2016	Cleveland	16	16	143	93	50	2.5	16.0	0	0	-	0	3	0	0	0
NFL totals (three years)		48	29	271	168	103	8.0	36.0	0	0	-	0	7	2	1	0

ADDITIONAL STATISTICS: Career sacks – Ben Roethlisberger (2.0), Blake Bortles (1.0), Blaine Gabbert (1.), Landry Jones (1.0), Philip Rivers (1.0), Carson Wentz (1.0), Andy Dalton (0.5), Russell Wilson (0.5). Career forced fumbles – Amari Cooper (1), Jeremy Hill (1). Special teams tackles– 7 in 2014; 13 in 2015; 3 in 2016; NFL totals: 23.

SINGLE-GAME HIGHS & CAREER MILESTONES: TACKLES: Total – 16, vs. NE, 10/9/16. Solo – 11, vs. NE, 10/9/16. SACKS: 1, seven times; last: at Pit., 1/1/17. FUMBLES: Forced: 1, two times: vs. Cin., 12/14/14; vs. Oak., 9/27/15. Recovered: 1, vs. Ten., 9/20/15. Yards: None. PASSES DEFENSED: 1, seven times; last: vs. Pit, 11/20/16. NFL debut: at Pit., 9/7/14. First NFL start: vs. NO, 9/14/14. First NFL sack: at Pit., 9/7/14 (B. Roethlisberger).

CHRISTIAN KIRKSEY ▶ GAME-BY-GAME STATISTICS

2016, CLEVELAND

Date	Opp	GP	GS	Tot	So	As	Sk	Yd	Int	Yd	Lg	TD	PD	FF	FR
09/11	at Phi-L	1	1	6	4	2	1.0	4.0	0	0	-	0	0	0	0
09/18	Bal-L	1	1	7	5	2	0.0	0.0	0	0	-	0	0	0	0
09/25	Mia-L	1	1	9	8	1	0.0	0.0	0	0	-	0	0	0	0
10/2	at Was-L	1	1	7	4	3	0.0	0.0	0	0	-	0	0	0	0
10/9	NE-L	1	1	16	11	5	0.0	0.0	0	0	-	0	0	0	0
10/16	at Ten-L	1	1	5	2	3	0.0	0.0	0	0	-	0	0	0	0
10/23	at Cin-L	1	1	8	4	4	0.5	4.0	0	0	-	0	1	0	0
10/30	NYJ-L	1	1	12	9	3	0.0	0.0	0	0	-	0	0	0	0
11/6	Dal-L	1	1	9	4	5	0.0	0.0	0	0	-	0	0	0	0
11/10	at Bal-L	1	1	13	8	5	0.0	0.0	0	0	-	0	1	0	0
11/20	Pit-L	1	1	9	6	3	0.0	0.0	0	0	-	0	1	0	0
11/27	NYG-L	1	1	10	3	7	0.0	0.0	0	0	-	0	0	0	0
12/11	Cin-L	1	1	3	1	2	0.0	0.0	0	0	-	0	0	0	0
12/18	at Buf-L	1	1	9	8	1	0.0	0.0	0	0	-	0	0	0	0
12/24	SD-W	1	1	9	6	3	0.0	0.0	0	0	-	0	0	0	0
01/1	at Pit-L	1	1	11	10	1	1.0	8.0	0	0	-	0	0	0	0
2016 TOTALS		16	16	143	93	50	2.5	16.0	0	0	-	0	3	0	0

2015, CLEVELAND

Date	Opp	GP	GS	Tot	So	As	Sk	Yd	Int	Yd	Lg	TD	PD	FF	FR
09/13	NYJ-L	1	1	2	0	2	0.0	0.0	0	0	-	0	0	0	0
09/20	Ten-W	1	1	2	2	0	0.0	0.0	0	0	-	0	0	0	0
09/27	Oak-L	1	1	4	2	2	0.0	0.0	0	0	-	0	0	1	0
10/04	SD-L	1	1	5	4	1	1.0	7.0	0	0	-	0	0	0	0
10/11	at Bal-W	1	1	2	0	2	0.0	0.0	0	0	-	0	0	0	0
10/18	Den-L	1	1	9	6	3	0.0	0.0	0	0	-	0	0	0	0
10/25	at StL-L	1	1	7	5	2	0.0	0.0	0	0	-	0	0	0	0
11/01	Ari-L	1	1	1	1	0	0.0	0.0	0	0	-	0	0	0	0
11/05	at Cin-L	1	1	0	0	0	0.0	0.0	0	0	-	0	0	0	0
11/15	at Pit-L	1	1	4	3	1	1.0	3.0	0	0	-	0	1	0	0
11/30	Bal-L	1	1	3	3	0	0.0	0.0	0	0	-	0	0	0	0
12/06	Cin-L	1	1	4	3	1	0.0	0.0	0	0	-	0	0	0	0
12/13	SF-W	1	1	3	3	0	1.0	3.0	0	0	-	0	0	0	0
12/20	at Sea-L	1	1	4	1	3	0.5	0.0	0	0	-	0	0	0	0
12/27	at KC-L	1	1	1	0	1	0.0	0.0	0	0	-	0	0	0	0
01/03	Pit-L	1	1	2	1	1	0.0	0.0	0	0	-	0	0	0	0
2015 TOTALS		16	5	53	34	19	3.5	13.0	0	0	-	0	1	1	0

2014, CLEVELAND

Date	Opp	GP	GS	Tot	So	As	Sk	Yd	Int	Yd	Lg	TD	PD	FF	FR
09/07	at Pit-L	1	1	1	1	0	1.0	5.0	0	0	-	0	0	0	0
09/14	NO-W	1	1	4	1	3	0.0	0.0	0	0	-	0	0	0	0
09/21	Bal-L	1	1	5	0	5	0.0	0.0	0	0	-	0	0	0	0
10/05	at Ten-W	1	1	6	3	3	0.0	0.0	0	0	-	0	0	0	0
10/12	Pit-W	1	1	5	2	3	0.0	0.0	0	0	-	0	1	0	0
10/19	at Jax-L	1	1	7	5	2	1.0	2.0	0	0	-	0	0	0	0
10/26	Oak-W	1	1	4	3	1	0.0	0.0	0	0	-	0	0	0	0
11/02	TB-W	1	1	2	1	1	0.0	0.0	0	0	-	0	0	0	0
11/06	at Cin-W	1	1	3	2	1	0.0	0.0	0	0	-	0	1	0	0
11/16	Hou-L	1	1	9	3	6	0.0	0.0	0	0	-	0	1	0	0
11/23	at AtL-W	1	1	5	4	1	0.0	0.0	0	0	-	0	0	0	0
11/30	at Buf-L	1	1	7	5	2	0.0	0.0	0	0	-	0	0	0	0
12/07	Ind-L	1	1	3	2	1	0.0	0.0	0	0	-	0	0	0	0
12/14	Cin-L	1	1	8	6	2	0.0	0.0	0	0	-	0	0	1	0
12/21	at Car-L	1	1	5	3	2	0.0	0.0	0	0	-	0	0	0	0
12/28	at Bal-L	1	1	1	0	1	0.0	0.0	0	0	-	0	0	0	0
2014 TOTALS		16	8	75	41	34	2.0	7.0	0	0	-	0	3	1	0



VETERANS

80 RICARDO LOUIS



POSITION ▶ WIDE RECEIVER
SCHOOL ▶ AUBURN

HT: 6-2 | WT: 215 | BORN: 3/23/94 | ACQUIRED: 04B -16 | NFL EXPERIENCE: 2ND YEAR

Selected by the Cleveland Browns in the fourth round (114th overall) of the 2016 NFL Draft.

SEASONAL REVIEWS:

2016: Appeared in all 16 games with three starts...Registered 18 catches for 205 yards...Added eight special-teams tackles...Returned nine kickoffs for an 18.2 avg... (10/16) at Ten.: Established career highs in receptions (five) receiving yards (65) and longest catch (42 yards).

College: Appeared in 49 career games at Auburn... Caught 98 passes for 1,338 yards and eight TDs... Added 578 rushing yards and two TDs on 68 carries... Appeared in 13 games as a senior, catching a career-high 46 passes for 716 yards and three TDs...Compiled a 25-game reception streak which marked the longest span for a receiver since 2007...Became the first receiver since 2005 to score a receiving TD and rushing TD in the same game...Totaled 21 catches for 261 yards and three TDs as a junior in 2014...Became the first wide receiver to rush for 100 or more yards in a game...Saw action in 14 games as a sophomore in 2013, catching 28 passes for 325 yards and two TDs...Appeared in 10 games as a freshman, recording three receptions for 36 yards...Majored in communications...Completed coursework at Auburn this offseason towards earning his degree.

Personal: Native of Miami, Fla...**High School:** Attended Miami Beach Senior High School in Miami Beach, Fla...

AT A GLANCE

- ▶ Became the first Auburn wide receiver to rush for 100 or more yards in a game and became the first receiver since 2005 to score a receiving TD and rushing TD in the same game.
- ▶ Completed coursework at Auburn this offseason towards earning his degree.
- ▶ Compiled a 25-game reception streak which marked the longest span for an Auburn receiver since 2007.
- ▶ Enjoys drawing in his spare time.

Hauled in 23 receptions for 412 yards and four TDs as a senior and rushed for 765 yards and 13 TDs on 66 carries...**Community Involvement:** Active in the Cleveland community, volunteering for numerous football camps and hospital visits...Worked with the Boys & Girls Club in the past...**Hobbies/Interests:** Enjoys drawing and boxing in his spare time...Favorite movie is I Am Legend... Lists hip-hop as his favorite type of music and Future as his favorite artist.

RICARDO LOUIS ▶ CAREER STATISTICS

Year	Team	RECEIVING					Lg	TD	RUSHING				
		GP	GS	No	Yds	Avg			Att	Yds	Avg	Lg	TD
2016	Cleveland	16	3	18	205	11.4	42	0	0	0	-	-	0

Year	Team	KICKOFF RETURNS					PUNT RETURNS					
		No	Yds	Avg	Lg	TD	No	FC	Yds	Avg	Lg	TD
2016	Cleveland	9	164	18.2	24	0	0	0	0	-	-	0

ADDITIONAL STATISTICS: 100-yard receiving games – None. Multiple-TD games – None. Special-teams tackles – 6 in 2016. Special-teams fumble recoveries – 1, vs. Bal., 9/18/16. Misc. forced fumbles – 1, at Cin., 10/23/16. Misc. tackles – 2 in 2016. FUMBLES: 1 (0 lost) in 2016.

SINGLE-GAME HIGHS & CAREER MILESTONES: RECEIVING: Receptions – 5, at Ten., 10/16/16. Yards – 65, at Ten., 10/16/16. TDs – None. Long – 42, at Ten., 10/16/16. NFL debut: at Phi., 9/11/16. First NFL start: at Mia., 9/25/16. First NFL reception: at Mia., 9/25/16 (6 yards, C. Kessler).



LOUIS continued

RICARDO LOUIS ▶ GAME-BY-GAME STATISTICS

2016, CLEVELAND

Date	Opp	GP	GS	No	Yds	Avg	Lg	TD
09/11 at Phi-L		1		0	0	—	—	0
09/18 Bal-L		1		0	0	—	—	0
09/25 at Mia-L		1	WR	3	40	13.3	28	0
10/2 at Was-L		1	WR	3	28	9.3	13	0
10/9 NE-L		1		2	13	6.5	8	0
10/16 at Ten-L		1		5	65	13.0	42	0
10/23 at Cin-L		1	WR	1	5	5.0	5	0
10/30 NYJ-L		1		2	32	16.0	16	0
11/6 Dal-L		1		0	0	—	—	0
11/10 at Bal-L		1		0	0	—	—	0
11/20 Pit-L		1		0	0	—	—	0
11/27 NYG-L		1		0	0	—	—	0
12/11 Cin-L		1		0	0	—	—	0
12/18 at Buf-L		1		0	0	—	—	0
12/24 SD-W		1		0	0	—	—	0
1/1 at Pit-L		1		2	22	11.0	16	0
2016 TOTALS		16	3	18	205	11.4	42	0

DAWG POUND DRIVE

In 2014, the Browns launched Dawg Pound Drive on Alfred Lerner Way, a fan engagement area comprised of a 900-foot pregame space outside of FirstEnergy Stadium's south gates. Prior to all home games, Browns fans can visit the area for Browns alumni autographs; zip lines, rock climbing walls or other activities; concerts with local bands and DJs; the Browns Give Back tent; entertaining games, including kid inflatables, oversized cornhole and a video game truck; photos with Swagger; Browns merchandise stands; a beer garden; food trucks and food and beverage specials.



VETERANS

63 MARCUS MARTIN



POSITION ▶ **OFFENSIVE LINE**
 SCHOOL ▶ **SOUTHERN CALIFORNIA**

HT: 6-3 | WT: 310 | BORN: 11/29/93 | ACQUIRED: W. (S.F.) -'17 | NFL EXPERIENCE: 4TH YEAR

Originally drafted by the San Francisco 49ers in the third round (70th overall) in the 2014 NFL Draft...Waived by the 49ers on March 8, 2017...Claimed by the Cleveland Browns via waivers on March 9, 2017.

SEASONAL REVIEWS:

2016: Appeared in four games with two starts...(12/11) vs. NYJ: Started at LG, helping block for 248 yards on the ground, including 193 rushing yards for Carlos Hyde.

2015: Made 14 starts, 13 at C and one and RG...(9/14) vs. Min.: Helped the offense rush for 230 yards, including Carlos Hyde's league-high 168 rushing yards for Week 1...(11/8) vs. Atl.: Part of the offensive line unit that did not allow a sack, while also blocking for 133 yards on the ground.

2014: Started the last eight games of the season at C...(11/2) vs. StL: Made his NFL debut and first career start...(12/20) vs. SD: Part of an offensive line unit that opened running lanes for a franchise-record 355 rushing yards that ranked as the most in an NFL game since 2007.

College: Played in 38 career games at USC, making 33 starts...Started 20 games a LG and 13 at C...Named a captain and USC's Offensive Lineman of the Year as a junior, earning first-team All-Pac-12 recognition...Started 13 games at C, helping the run game compile 2,419 yards and 29 TDs...Started 10 games at LG as a sophomore, as the offensive line ranked first in the Pac-12 with 17 sacks allowed on the season...Started 10 games at LG as a true freshman...Majored in American studies and ethnicity.

Personal: One of five siblings, he was the first member of his family to go to college...Cousin, Tony Jefferson, played DE at Oregon...Father, Gary, and brother, Mark,

AT A GLANCE

- ▶ Played in 26 games in his first three NFL seasons, making 22 starts at C, one at RG and one at LG.
- ▶ Active with Developing Options, a non-profit organization that provides tutoring and athletic opportunities to the youth of South Central Los Angeles.
- ▶ Also involved with The Starkey Foundation, which creates hearing aids for deaf children and values hearing as a way to improve life for families and communities.

are his biggest influencers...**High School:** Attended Crenshaw High School in Los Angeles, Calif...Earned all-state recognition and All-L.A. City Offensive Lineman of the Year as a senior...**Community Involvement:** Active with Developing Options, a non-profit organization that provides tutoring and athletic opportunities to the youth of South Central Los Angeles...Also involved with The Starkey Foundation, which creates hearing aids for deaf children and values hearing as a way to improve life for families and communities...**Hobbies/Interest:** If not for football, he would be planning and developing policies to better society...Very computer-savvy, noting he can fix just about any problem...Enjoys watching movies in his free time and lists The Godfather as his personal favorite.

MARCUS MARTIN ▶ CAREER STATISTICS

Year	Team	GP	GS
2014	San Francisco	8	8
2015	San Francisco	14	14
2016	San Francisco	4	2
NFL totals (three years)		26	24

CAREER MILESTONES: NFL debut: vs. STL, 11/2/14. First NFL start: vs. STL, 11/2/14.



71 MATT McCANTS

POSITION ▶ **OFFENSIVE LINE**
 SCHOOL ▶ **ALABAMA-BIRMINGHAM**

HT: 6-5 | WT: 309 | BORN: 8/18/89 | ACQUIRED: UFA (CHI.) - '17 | NFL EXPERIENCE: 5TH YEAR



STAFF

PLAYERS

2017 SEASON

HISTORY

RECORDS

GAME DAY

Originally selected by the New York Giants in the sixth round (201st overall) of the 2012 NFL Draft...Waived by the Giants on Aug. 31, 2012...Signed to the Giants' practice squad on Sept. 1, 2012...Released from the Giants' practice squad on Sept. 7, 2012...Signed to the Giants' practice squad on Sept. 17, 2012...Signed by the Giants on Jan. 2, 2013...Waived by the Giants on Aug. 31, 2013...Signed to the Oakland Raiders' practice squad on Sept. 2, 2013...Elevated to the Raiders' active roster on Sept. 7, 2013...Signed by the Raiders on April 18, 2014...Waived by the Raiders on Nov. 26, 2016...Claimed off waivers by the Cleveland Browns on Nov. 28, 2016...Waived by the Browns on Dec. 9, 2016...Claimed by the Chicago Bears via waivers on Dec. 12, 2016...Signed by the Browns as an unrestricted free agent on March 27, 2017.

SEASONAL REVIEWS:

2016: Appeared in two games with the Raiders and two games with the Bears...Inactive for eight games in Oakland and one in Chicago.

2015: Appeared in two games with the Raiders.

2014: Appeared in 11 games with the Raiders.

2013: Started three of 13 games played for the Raiders...(9/8) at Ind.: Made NFL debut...(10/6) vs. SD: Made first NFL start at right tackle.

College: Appeared in 46 career games with 42 starts at the University of Alabama-Birmingham...As a senior in 2011, started 11 games on way to earning first-team All-Conference USA honors...As a junior in 2010, started all 12 games and earned first-team All-Conference USA honors...As a sophomore in 2009, started all 12 games, earning honorable mention All-Conference USA...As a freshman in 2007, appeared in 11 games with seven starts...Earned his degree in criminal justice.

AT A GLANCE

- ▶ Joined the Browns as an unrestricted free agent in 2017.
- ▶ Only played football his senior year of high school.

Personal: Given name is Matthew Jamaal McCants... Native of Mobile, Ala...He and his wife, Adrienne, have a son, Samuel...**High School:** Attended Williamson High School in Mobile, Ala...Received All-Region honorable mention as a senior...Helped team advance to the class 5A state playoffs...Only played football his senior season...Played tuba in school band before joining football team prior to senior season...**Community Involvement:** Mentors at-risk kids of Jefferson County (Ohio) Juvenile Court...Also volunteers at The Arc of Jefferson County, which impacts the lives of mentally challenged individuals...**Hobbies/Interests:** Enjoys playing with his newborn son, Samuel, in his free time...Favorite movie is Forest Gump.

MATT MCCANTS ▶ CAREER STATISTICS

Year	Team	GP	GS
2013	Oakland	13	3
2014	Oakland	11	0
2015	Oakland	2	0
2016	Oakland	2	0
	Cleveland	0	0
NFL totals (four years)		28	3

CAREER MILESTONES: NFL debut: at Ind., 9/8/13. First NFL start: vs. SD, 10/6/13.



VETERANS

35 JASON McCOURTY



POSITION ▶ DEFENSIVE BACK

SCHOOL ▶ RUTGERS

HT: 5-11 | WT: 195 | BORN: 8/13/87 | ACQUIRED: FA - '17 | NFL EXPERIENCE: NINTH YEAR

Originally drafted by the Tennessee Titans in the sixth round (203rd overall) of the 2009 NFL Draft...Waived by the Titans on April 13, 2017...Signed by the Cleveland Browns on May 17, 2017.

SEASONAL REVIEWS:

2016: Started all 14 games he appeared in, totaling a secondary-best 67 tackles, two interceptions, 12 passes defended and a fumble recovery...Recorded interceptions in back-to-back weeks (10/2) at Hou and (10/9) at Mia ... (10/27) vs. Jax: Led team with 11 total tackles en route to a 36-22 victory over the visiting Jaguars on Thursday Night Football.

2015: Voted team captain for the third time in his career...Started four games and registered 16 tackles before being placed on injured reserve.

2014: Started all 16 games at corner...Led team with three interceptions and 13 passes defended...Recorded 85 tackles, two forced fumbles and returned a fumble recovery for a touchdown...(9/7) at KC: Tied a career-high with two interceptions and collected three tackles...(10/12) vs. Jax: Tied for the team lead with 11 tackles...Added a forced fumble and one pass defended...(11/30) at Hou: Notched seven tackles and forced a fumble when he stripped WR Andre Johnson of the ball and returned it 62 yards for a touchdown...(12/7) vs. NYG: Tied for the team lead with 10 tackles.

2013: Voted team captain...Started all 16 games at corner for the second consecutive season...Ranked second on the team with 16 passes defended...Tallied 77 tackles, including two for loss, a forced fumble and a fumble recovery for a touchdown...(10/13) at Sea: Tied season-high with eight tackles and forced a fumble...Also returned a fumble 77 yards for a touchdown...(11/24) at Oak: Posted five tackles, including one for loss and added two passes defended.

2012: Voted team captain...Started all 16 games at corner for the first time in his career...Tied for the team lead with four interceptions and led the team with a career-high 17 passes defended...Finished tied for third

AT A GLANCE

- ▶ Twin brother, Devin, is a standout defensive back for the New England Patriots. The McCourty twins played their college ball together at Rutgers, patrolling the Scarlet Knights' secondary from 2006-08.
- ▶ Selected by his teammates as a three-time captain of the Tennessee Titans (2012, 2013, 2015).
- ▶ Named 2014 Walter Payton Man of the Year by the Tennessee Titans.
- ▶ In 2013, Jason and Devin McCourty launched "Tackle Sickle Cell," a campaign that aims to educate the public, increase blood donations and raise money and awareness for the fight against sickle cell disease.
- ▶ During the 2016 offseason, Jason and brother, Devin, were enshrined in the Rutgers University Hall of Distinguished Alumni.

on the team with 93 tackles, including four for loss... Also recorded a forced fumble and a fumble recovery... (10/7) at Min: Led the team with 10 tackles and one pass defended...(10/11) vs. Pit: Totaled five tackles and two passes defended, including an interception when he picked off QB Ben Roethlisberger late in the second quarter...Set up Tennessee's first score by recovering a blocked punt at the Steelers' one-yard line...(10/21) at Buf: Posted five tackles and an interception...(11/11) at Mia: Led team with eight tackles, a forced fumble, a fumble recovery and one pass defended.

STAFF

PLAYERS

2017 SEASON

HISTORY

RECORDS

GAME DAY



McCOURTY continued

2011: Started 15 games at corner and led the team with 13 passes defended, while tying for the team lead with two interceptions...Finished second on the team with 107 tackles...Added a forced fumble, a fumble recovery and returned a blocked punt for a touchdown...(9/11) at Jax: Posted seven tackles and one pass defended... Sacked QB Luke McCown for a loss of 10 yards, while forcing a fumble...(9/18) vs. Bal: Tied for the team lead with five tackles...Intercepted a pass intended and returned it 30 yards to the Ravens' 26-yard line...(9/25) vs. Den: Recorded his second interception in as many weeks when he picked off QB Kyle Orton and brought it back 21 yards...(10/30) vs. Ind: Recovered a blocked punt in the end zone for a touchdown to give the Titans a 10-0 lead...(1/1) at Hou: Collected nine tackles and a team-best three passes defended.

2010: Appeared in 12 games, starting six...Tied for third on the team with two interceptions...Finished third on the team with 13 passes defended...(9/12) vs. Oak: Started at corner and posted eight tackles, along with two passes defended...(9/26) at NYG: Picked off QB Eli Manning for his first career interception and added four tackles...(10/31) at SD: Played primarily in the nickel package...Recorded two tackles and an interception.

2009: Appeared in 13 games with three starts...Ranked second among Titans rookies with 30 tackles and finished third on the team with 12 stops on special teams...Added one tackle for loss and a forced fumble on the season.

College: Appeared in 43 games with 33 starts at Rutgers, totaling 150 tackles, including 7.5 for loss, two interceptions, 20 passes defended, two fumble recoveries and a 25.8-yard average on 17 kickoff returns... Named team captain as a senior in 2008 and started all

13 games at cornerback...Tallied 52 tackles, six passes defended, one fumble recovery and a team-high two interceptions...Averaged 26.2 yards per kickoff return, good for second best in Big East play...As a junior in 2007, totaled 44 tackles, including three for loss and recorded a team-best 12 passes defended in his second full-season as a starter...Preseason second-team All-Big East selection by Lindy's, third-team by Athlon... Earned a starting spot at cornerback as a sophomore in 2006 and appeared in 12 games...Finished with 45 tackles, including four for loss, two passes defended and a fumble recovery...Played in nine games as a true freshman in 2005, primarily on special teams...Majored in information technology.

Personal: Native of Nanuet, N.Y...He and his wife, Melissa, have two daughters, Liana and Kai, and a son, Kaiden...Twin brother, Devin, plays for the New England Patriots...**High School:** Attended St. Joseph's High School in Montvale, N.J., where he earned all-state honors from the Associated Press and Newark Star-Ledger as a senior and was also named all-league...Named to MSG High School Heisman Team...Helped New York team to victory in the 2005 Governor's Bowl...Ranked as the 38th-best player in New Jersey by Scout.com...Also played basketball and was named first-team all-county as a senior...**Community Involvement:** In 2013, Jason and twin brother, Devin, partnered with Embrace Kids Foundation and launched "Tackle Sickle Cell," a campaign that aims to educate the public, increase blood donations and raise money and awareness for the fight against sickle cell disease...Voted Titans' 2014 Walter Payton Man of the Year...Nominated for the 2015 Byron "Whizzer" White NFL Man of the Year Award for his community involvement...**Hobbies/Interest:** Enjoys playing basketball, relaxing and hanging out with family in his time away from football.

JASON McCOURTY ▶ CAREER STATISTICS

Year	Team	TACKLES						INTERCEPTIONS					FUMBLES			
		GP	GS	Tot	Solo	Asst	Sk	Yds	No	Yds	Lg	TD	PD	FF	FR	Yds
2009	Tennessee	15	3	22	18	4	0.0	0.0	0	0	-	0	0	1	0	0
2010	Tennessee	12	6	44	34	10	0.0	0.0	2	11	11	0	10	0	0	0
2011	Tennessee	15	16	103	83	20	1.0	10.0	2	52	30	0	13	1	1	0
2012	Tennessee	16	16	92	73	19	0.0	0.0	4	29	28	0	15	1	1	0
2013	Tennessee	16	16	65	54	11	0.0	0.0	0	0	-	0	11	1	1	77
2014	Tennessee	16	16	85	77	8	0.0	0.0	3	0	0	0	11	2	1	62
2015	Tennessee	4	4	15	10	5	0.0	0.0	0	0	-	0	1	0	0	0
2016	Tennessee	14	14	67	59	8	0.0	0.0	2	7	6	0	12	0	1	0
NFL totals (eight years)		108	90	493	408	85	1.0	10.0	13	99	30	0	73	6	5	139



McCOURTY continued

ADDITIONAL STATISTICS: Multiple-interception games – 2 (2, vs. NYJ, 12/17/12; 2, at KC, 9/7/14). **Career interceptions** – Ben Roethlisberger (2), Mark Sanchez (2), Alex Smith (2), Eli Manning (1), Phillip Rivers (1), Joe Flacco (1), Kyle Orton (1), Ryan Fitzpatrick (1), Brock Osweiler (1), Ryan Tannehill (1). **Career sacks** – Luke McCown (1.0, sack-fumble). **Career forced fumbles** – Luke McCown (1, sack-fumble), Jacob Hester (1), Reggie Bush (1), Derrick Coleman (1), Cecil Shorts III (1), Andre Johnson (1). **Special-teams tackles** – 7 in 2009, 3 in 2010, 1 in 2016; NFL total: 11.

SINGLE-GAME HIGHS & CAREER MILESTONES: TACKLES: Total – 14, at Pit., 10/9/11. **Solo** – 10, twice; at Cle., 10/2/11; vs. Jax., 10/12/14. **INTERCEPTIONS:** 2, twice; vs. NYJ, 12/17/12; at KC, 9/7/14. **Yards** – 30, vs. Bal., 9/18/11. **Long** – 30, vs. Bal., 9/18/11. **TDs** – None. **PASSES DEFENSED:** 4, vs. Jax., 12/30/12. **SACKS:** 1, at Jax., 9/11/11. **FUMBLES: Forced** – 1, six times; last: at Hou., 11/30/14. **Recovered** – 1, five times; last: vs. Den, 12/11/16. **NFL debut:** at Pit., 9/10/09. **First NFL interception:** at NYG, 9/26/10 (E. Manning). **First NFL sack:** at Jax., 9/11/11 (L. McCown). **Last NFL INT** – at Mia., 10/9/16 (R. Tannehill).

JASON McCOURTY ▶ GAME-BY-GAME STATISTICS

2016, TENNESSEE

Date	Opp	GP	GS	Tot	So	As	Sk	Yd	Int	Yd	Lg	TD	PD	FF	FR
09/11	Min-L	1	CB	3	3	0	0.0	0.0	0	0	-	0	1	0	0
09/18	at Det-W	1	CB	6	6	0	0.0	0.0	0	0	-	0	1	0	0
09/25	Oak-L	1	CB	5	3	2	0.0	0.0	0	0	-	0	2	0	0
10/02	at Hou-L	1	CB	4	3	1	0.0	0.0	1	6	6	0	1	0	0
10/09	at Mia-W	1	CB	2	2	0	0.0	0.0	1	1	1	0	1	0	0
10/16	Cle-W	1	CB	5	4	1	0.0	0.0	0	0	-	0	3	0	0
10/23	Ind-L	1	CB	3	2	1	0.0	0.0	0	0	-	0	0	0	0
10/27	Jax-W	1	CB	11	8	3	0.0	0.0	0	0	-	0	2	0	0
11/06	at SD-L	1	CB	9	9	0	0.0	0.0	0	0	-	0	0	0	0
11/13	GB-W	1	CB	5	5	0	0.0	0.0	0	0	-	0	1	0	0
11/20	at Ind-L	1	CB	1	1	0	0.0	0.0	0	0	-	0	0	0	0
11/27	at Chi-W	1	CB	5	5	0	0.0	0.0	0	0	-	0	0	0	0
12/11	Den-W	1	CB	8	8	0	0.0	0.0	0	0	-	0	0	0	1
12/18	at KC-W	1	CB	0	0	0	0.0	0.0	0	0	-	0	0	0	0
12/24	at Jax-L						***inactive -- chest***								
01/01	Hou-W						***inactive -- chest***								
2016 TOTALS		14	14	67	59	8	0.0	0.0	2	7	6	0	12	0	1

2015, TENNESSEE

Date	Opp	GP	GS	Tot	So	As	Sk	Yd	Int	Yd	Lg	TD	PD	FF	FR
09/13	at TB-W						***inactive***								
09/20	Cle-L						***inactive***								
09/27	Ind-L						***inactive***								
10/11	Buf-L	1	CB	1	1	0	0.0	0.0	0	-	-	0	0	0	0
10/18	Mia-L	1	CB	2	0	2	0.0	0.0	0	-	-	0	0	0	0
10/25	Atl-L	1	CB	5	4	1	0.0	0.0	0	-	-	0	1	0	0
11/01	at Hou-L	1	CB	7	5	2	0.0	0.0	0	-	-	0	0	0	0
11/08	at NO-W						***inactive***								
11/15	Car-L						***inactive***								
11/19	at Jax-L						***injured reserve***								
11/29	Oak-L						***injured reserve***								
12/06	Jax-W						***injured reserve***								
12/13	at NYJ-L						***injured reserve***								
12/20	at NE-L						***injured reserve***								
12/27	Hou-L						***injured reserve***								
01/03	at Ind-L						***injured reserve***								
2015 - TOTALS		4	4	15	10	5	0.0	0.0	0	0	0	0	1	0	0



McCOURTY continued

2014, TENNESSEE

Date	Opp	GP	GS	Tot	So	As	Sk	Yd	Int	Yd	Lg	TD	PD	FF	FR
09/07 at	KC-W	1	CB	3	3	0	0.0	0.0	2	0	0	0	2	0	0
09/14	Dal-L	1	CB	4	4	0	0.0	0.0	0	0	-	0	0	0	0
09/21 at	Cin-L	1	CB	5	4	1	0.0	0.0	0	0	-	0	1	0	0
10/28 at	Ind-L	1	CB	5	5	0	0.0	0.0	0	0	0	0	1	0	0
10/05	Cle-L	1	CB	7	6	1	0.0	0.0	0	0	0	0	1	0	0
10/12	Jax-W	1	CB	11	10	1	0.0	0.0	0	0	-	0	1	1	0
10/19 at	Was-L	1	CB	2	2	0	0.0	0.0	0	0	-	0	0	0	0
10/26	Hou-L	1	CB	4	4	0	0.0	0.0	0	0	-	0	2	0	0
11/09 at	Bal-L	1	CB	6	4	2	0.0	0.0	0	0	-	0	0	0	0
11/17	Pit-L	1	CB	7	7	0	0.0	0.0	1	0	0	0	1	0	0
11/23 at	Phi-L	1	CB	4	4	0	0.0	0.0	0	0	-	0	1	0	0
11/30 at	Hou-L	1	CB	7	6	1	0.0	0.0	0	0	-	0	0	1	1
12/07	NYG-L	1	CB	10	9	1	0.0	0.0	0	0	-	0	0	0	0
12/14	NYJ-L	1	CB	3	3	0	0.0	0.0	0	0	-	0	0	0	0
12/18 at	Jax-L	1	CB	3	2	1	0.0	0.0	0	0	-	0	1	0	0
12/28	Ind-L	1	CB	4	4	0	0.0	0.0	0	0	-	0	0	0	0
2014 TOTALS		16	16	85	77	8	0.0	0.0	3	0	0	0	11	2	1

2013, TENNESSEE

Date	Opp	GP	GS	Tot	So	As	Sk	Yd	Int	Yd	Lg	TD	PD	FF	FR
09/08 at	Pit-W	1	CB	4	4	0	0.0	0.0	0	0	-	0	1	0	0
09/15 at	Hou-L	1	CB	5	3	2	0.0	0.0	0	0	-	0	1	0	0
09/22	SD-W	1	CB	3	3	0	0.0	0.0	0	0	-	0	0	0	0
09/29	NYJ-W	1	CB	5	4	1	0.0	0.0	0	0	-	0	0	0	0
10/06	KC-L	1	CB	4	3	1	0.0	0.0	0	0	-	0	0	0	0
10/13 at	Sea-L	1	CB	9	7	2	0.0	0.0	0	0	-	0	0	1	1
10/20	SF-L	1	CB	4	4	0	0.0	0.0	0	0	-	0	2	0	0
10/03 at	StL-W	1	CB	2	2	0	0.0	0.0	0	0	-	0	1	0	0
11/10	Jax-L	1	CB	1	1	0	0.0	0.0	0	0	-	0	0	0	0
11/14	Ind-L	1	CB	3	3	0	0.0	0.0	0	0	-	0	1	0	0
11/24 at	Oak-W	1	CB	3	3	0	0.0	0.0	0	0	-	0	1	0	0
12/01 at	Ind-L	1	CB	3	3	0	0.0	0.0	0	0	-	0	2	0	0
12/08 at	Den-L	1	CB	5	5	1	0.0	0.0	0	0	-	0	0	0	0
12/15	Ari-L	1	CB	2	2	3	0.0	0.0	0	0	-	0	1	0	0
12/22 at	Jax-W	1	CB	3	3	0	0.0	0.0	0	0	-	0	0	0	0
12/29	Hou-W	1	CB	4	4	1	0.0	0.0	0	0	-	0	1	0	0
2013 TOTALS		16	16	65	54	11	0.0	0.0	0	0	-	0	11	1	1

2012, TENNESSEE

Date	Opp	GP	GS	Tot	So	As	Sk	Yd	Int	Yd	Lg	TD	PD	FF	FR
09/09	NE-L	1	CB	2	2	0	0.0	0.0	0	0	-	0	1	0	0
09/16 at	SD-L	1	CB	5	4	1	0.0	0.0	0	0	-	0	1	0	0
09/23	Det-W	1	CB	6	4	2	0.0	0.0	0	0	-	0	0	0	0
09/30 at	Hou-L	1	CB	6	6	0	0.0	0.0	0	0	-	0	0	0	0
10/07 at	Min-L	1	CB	9	7	2	0.0	0.0	0	0	-	0	0	0	0
10/11	Pit-W	1	CB	5	2	3	0.0	0.0	1	0	0	0	0	0	0
10/21 at	Buf-W	1	CB	6	3	3	0.0	0.0	1	0	0	0	2	0	0
10/28	Ind-L	1	CB	2	2	0	0.0	0.0	0	0	-	0	1	0	0
11/04	Chi-L	1	CB	6	5	1	0.0	0.0	0	0	-	0	0	0	0
11/11 at	Mia-W	1	CB	9	9	0	0.0	0.0	0	0	-	0	1	1	1
11/25 at	Jax-L	1	CB	4	3	1	0.0	0.0	0	0	-	0	1	0	0
12/02	Hou-L	1	CB	5	5	0	0.0	0.0	0	0	-	0	2	0	0
12/09 at	Ind-L	1	CB	6	5	1	0.0	0.0	0	0	-	0	0	0	0
12/17	NYJ-W	1	CB	5	3	2	0.0	0.0	2	29	28	0	1	0	0
12/23 at	GB-L	1	CB	9	7	2	0.0	0.0	0	0	-	0	0	0	0
12/30	Jax-W	1	CB	7	6	1	0.0	0.0	0	0	-	0	1	0	0
2012 TOTALS		16	16	92	73	19	0.0	0.0	4	29	28	0	11	1	1



McCOURTY continued

2011, TENNESSEE

Date	Opp	GP	GS	Tot	So	As	Sk	Yd	Int	Yd	Lg	TD	PD	FF	FR
09/11 at Jax-L	1 CB	5	5			0	1.0	10.0	0	0	-	0	1	1	0
09/18 Bal-W	1 CB	4	4			0	0.0	0.0	1	30	30	0	1	0	0
09/25 Den-W	1 CB	6	5			1	0.0	0.0	1	22	22	0	1	0	0
10/02 at Cle-W	1 CB	10	10			0	0.0	0.0	0	0	-	0	1	0	0
10/09 at Pit-L	1 LCB	14	8			6	0.0	0.0	0	0	-	0	1	0	0
10/23 Hou-L	1 LCB	12	8			4	0.0	0.0	1	0	0	0	0	0	0
10/30 Ind-W	1 LCB	7	5			2	0.0	0.0	1	0	0	0	1	0	0
10/06 Cin-L	1 LCB	8	6			2	0.0	0.0	0	0	-	0	0	0	0
11/13 at Car-W	1 LCB	7	7			0	0.0	0.0	0	0	-	0	0	0	0
11/20 at Atl-L	1 CB	7	6			1	0.0	0.0	0	0	-	0	0	0	0
11/27 TB-W	1 CB	4	3			1	0.0	0.0	0	0	-	0	2	0	1
12/04 at Buf-W	1 CB	2	2			0	0.0	0.0	0	0	-	0	0	0	0
12/11	NO-L						***inactive -- concussion***								
12/18 at Ind-L	1 CB	3	0			3	0.0	0.0	0	0	-	0	0	0	0
12/24 Jax-W	1 CB	6	6			0	0.0	0.0	0	0	-	0	2	0	0
01/01 at Hou-W	1 CB	8	8			0	0.0	0.0	0	0	-	0	3	0	0
2011 TOTALS		15	15	103	83	20	1.0	10.0	2	52	30	0	13	1	1

2010, TENNESSEE

Date	Opp	GP	GS	Tot	So	As	Sk	Yd	Int	Yd	Lg	TD	PD	FF	FR
09/12 Oak-W	1 LCB	8	3			5	0.0	0.0	0	0	-	0	1	0	0
09/19 Pit-L	1 LCB	3	2			1	0.0	0.0	0	0	-	0	0	0	0
09/26 at NYG-W	1 LCB	4	1			3	0.0	0.0	1	0	0	0	1	0	0
10/03	Den-L						***inactive***								
10/10 at Dal-W							***inactive***								
10/18 at Jax-W							***inactive***								
10/24	Phi-W						***inactive***								
10/31 at SD-L	1	2	2			0	0.0	0.0	1	11	11	0	1	0	0
11/14 at Mia-L	1	2	2			0	0.0	0.0	0	0	-	0	1	0	0
11/21 Was-L	1	5	5			0	0.0	0.0	0	0	-	0	1	0	0
11/28 at Hou-L	1	4	4			0	0.0	0.0	0	0	-	0	0	0	0
12/05 Jax-L	1	0	0			0	0.0	0.0	0	0	-	0	0	0	0
12/09 Ind-L	1 CB	6	5			1	0.0	0.0	0	0	-	0	0	0	0
12/19 Hou-W	1 CB	5	5			0	0.0	0.0	0	0	-	0	0	0	0
12/26 at KC-L	1	0	0			0	0.0	0.0	0	0	-	0	2	0	0
01/02 at Ind-L	1 CB	5	5			0	0.0	0.0	0	0	-	0	3	0	0
2010 TOTALS		12	6	44	34	10	0.0	0.0	2	11	11	0	10	0	0

2009, TENNESSEE

Date	Opp	GP	GS	Tot	So	As	Sk	Yd	Int	Yd	Lg	TD	PD	FF	FR
09/10 at Pit-L	1	0	0			0	0.0	0.0	0	0	-	0	0	0	0
09/20 Hou-L	1	0	0			0	0.0	0.0	0	0	-	0	0	0	0
09/27 at NYJ-L	1	0	0			0	0.0	0.0	0	0	-	0	0	0	0
10/04 at Jax-L	1RCB	4	4			0	0.0	0.0	0	0	-	0	0	0	0
10/11 Ind-L	1RCB	8	6			2	0.0	0.0	0	0	-	0	0	0	0
10/18 at NE-L	1 LCB	7	5			2	0.0	0.0	0	0	=	0	0	0	0
11/01 Jax-W	1	0	0			0	0.0	0.0	0	0	=	0	0	0	0
11/08 at SF-W	1	0	0			0	0.0	0.0	0	0	-	0	0	0	0
11/15	Buf-W						***inactive***								
11/23 at Hou-W	1	0	0			0	0.0	0.0	0	0	-	0	0	0	0
11/29 Ari-W	1	0	0			0	0.0	0.0	0	0	-	0	0	0	0
12/06 at Ind-L	1	0	0			0	0.0	0.0	0	0	-	0	0	0	0
12/13 StL-W	1	0	0			0	0.0	0.0	0	0	-	0	0	0	0
12/20 Mia-W	1	0	0			0	0.0	0.0	0	0	-	0	0	0	0
12/25 SD-L	1	3	3			0	0.0	0.0	0	0	-	0	0	1	0
01/03 at Sea-W	1	0	0			0	0.0	0.0	0	0	-	0	0	0	0
2009 TOTALS		15	3	22	18	4	0.0	0.0	0	0	-	0	0	1	0



STAFF
PLAYERS
2017 SEASON
HISTORY
RECORDS
GAME DAY

98 JAMIE MEDER

POSITION ▶ DEFENSIVE LINE

SCHOOL ▶ ASHLAND

HT: 6-3 | WT: 308 | BORN: 4/12/91 | ACQUIRED: FA '14 | NFL EXPERIENCE: 3RD YEAR



Originally signed by the Baltimore Ravens on May 12, 2014 as an undrafted free agent...Waived by the Ravens on Aug. 30, 2014...Added to the Ravens' practice squad on Aug. 31, 2014...Released from the Ravens' practice squad on Nov. 10, 2014...Added to the Browns' practice squad on Nov. 11, 2014...Elevated to the Browns' active roster on Dec. 27, 2014.

Career Highlights:

Named AFC Special Teams Player of Week for Week 16 in 2016 after he blocked a Chargers' FG attempt late in fourth quarter to help Browns maintain three-point lead during a 20-17 victory.

Seasonal Reviews:

2016: Played in all 16 games with 15 starts...Totaled 48 tackles, one sack and one pass defended...(12/24) vs. SD: During 20-17 win, blocked Chargers' FG attempt with 3:49 remaining in fourth quarter, protecting Browns' three-point lead and ultimate victory...Named AFC Special Teams Player of Week for Week 16.

2015: Played in all 16 games...Totaled 33 tackles and one sack...(9/20) vs. Ten.: During 28-14 victory in home opener, dropped Marcus Mariota to register first career sack.

2014: Appeared in one game with Cleveland...Spent first 10 weeks of the season on the Ravens' practice squad and the following six on the Browns' practice squad...(12/28) at Bal.: In NFL debut, recorded one tackle.

College: Four-year starter at Ashland...Two-time (2012-13) Great Lakes Intercollegiate Athletic Conference Defensive Lineman of the Year and four-time All-GLIAC first-team honoree...Amassed 247 tackles and 14 sacks in 44 career games...Became the first AU player to be named the GLIAC Defensive Lineman of the Year as a junior...Named GLIAC Freshman of the Year, becoming the only AU player to receive that award...Graduated with a degree in criminal justice.

AT A GLANCE

- ▶ Last name is pronounced MEED-er.
- ▶ Ranked as one of the best wrestlers in the state of Ohio while at Valley Forge High School in Parma Heights.
- ▶ Played high school (Valley Forge High School), college (Ashland) and professional (Browns) football in Ohio.
- ▶ Became the first player in Valley Forge history to have his jersey retired.

Personal: Given name is James Michael Meder...Last name is pronounced MEED-er...Native of Parma Heights, Ohio...**High School:** Attended Valley Forge High School in Parma Heights, Ohio...Earned first-team all-conference honors and named the league's Defensive Player of the Year as a senior...Also earned second-team All-Ohio accolades...Became the first player in Valley Forge history to have his jersey retired...Also participated in boxing and wrestling...**Community Involvement:** Has volunteered with the Cleveland Food Bank and spent time with service men and women of the armed forces as part of the Browns' Military Appreciation Day...**Hobbies/Interests:** Enjoys hunting in his spare time...Favorite movie is L.A. Confidential and favorite TV show is Game of Thrones...Lists alternative as his favorite type of music and The Offspring as his favorite band.



MEDER continued

JAMIE MEDER ► CAREER STATISTICS

Year	Team	GP	GS	TACKLES					INTERCEPTIONS					FUMBLES				
				Tot	Solo	Asst	Sk	Yds	No	Yds	Lg	TD	PD	FF	FR	Yds		
2014	Cleveland	1	0	1	1	0	0.0	0.0	0	0	0	0	0	0	0	0	0	0
2015	Cleveland	16	0	33	16	17	1.0	6.0	0	0	0	0	0	0	0	0	0	0
2016	Cleveland	16	15	48	26	22	1.0	3.0	0	0	0	1	0	1	0	0	0	0
NFL totals (two years)		33	15	82	43	39	2.0	9.0	0	0	0	0	1	0	1	0	0	0

ADDITIONAL STATISTICS: Multiple-sack games – None. **Career sacks** – Tom Brady (1.0), Marcus Mariota (1.0). Blocked FG vs. SD, 12/24/16.

SINGLE-GAME HIGHS & CAREER MILESTONES: **TACKLES:** Total – 5, three times; last: vs. NYG, 11/27/16. Solo – 3, three times; last: vs. Cin., 12/11/16. **SACKS:** 1.0, twice: vs. Ten., 9/20/15; vs. NE, 10/9/16. **FUMBLES:** Forced – None. **Recovered** – None. **PASSES DEFENSED:** 1, at Was., 10/2/16. **NFL debut:** at NYJ, 9/13/15. **First NFL start:** at Phi., 9/11/16. **First NFL sack:** vs. Ten., 9/20/15 (M. Mariota).

JAMIE MEDER ► GAME-BY-GAME STATISTICS

2016, CLEVELAND

Date	Opp	GP	GS	Tot	So	As	Sk	Yd	Int	Yd	Lg	TD	PD	FF	FR
09/11 at Phi-L	1 DE	2	0	2	0	2	0.0	0.0	0	0	0	0	0	0	0
09/18 Bal-L	1 DE	3	1	2	0	2	0.0	0.0	0	0	0	0	0	0	0
09/25 at Mia-L	1	2	2	0	0.0	0.0	0	0	0	0	0	0	0	0	0
10/2 at Was-L	1 DE	5	3	2	0.0	0.0	0	0	0	0	0	1	0	0	0
10/9 NE-L	1 DE	2	1	1	1.0	3.0	0	0	0	0	0	0	0	0	0
10/16 at Ten-L	1 DE	3	2	1	0.0	0.0	0	0	0	0	0	0	0	0	0
10/23 at Cin-L	1 DE	4	2	2	0.0	0.0	0	0	0	0	0	0	0	0	0
10/30 NYJ-L	1 DE	5	3	2	0.0	0.0	0	0	0	0	0	0	0	0	0
11/6 Dal-L	1 DE	3	1	2	0.0	0.0	0	0	0	0	0	0	0	0	0
11/10 at Bal-L	1 DE	3	2	1	0.0	0.0	0	0	0	0	0	0	0	0	0
11/20 Pit-L	1 DE	2	2	0	0.0	0.0	0	0	0	0	0	0	0	0	0
11/27 NYG-L	1 DE	5	1	4	0.0	0.0	0	0	0	0	0	0	0	0	0
12/11 Cin-L	1 DE	3	3	0	0.0	0.0	0	0	0	0	0	0	0	0	0
12/18 at Buf-L	1 DE	3	1	2	0.0	0.0	0	0	0	0	0	0	0	0	0
12/24 SD-W	1 DT	1	0	1	0.0	0.0	0	0	0	0	0	0	0	0	0
01/1 at Pit-L	1 DE	2	2	0	0.0	0.0	0	0	0	0	0	0	0	0	0
2016 TOTALS		16	15	48	26	22	1.0	3.0	0	0	0	0	1	0	0

2015, CLEVELAND

Date	Opp	GP	GS	Tot	So	As	Sk	Yd	Int	Yd	Lg	TD	PD	FF	FR
09/13 at NYJ-L	1	2	0	2	0	2	0.0	0.0	0	0	0	0	0	0	0
09/20 Ten-W	1	3	1	2	1.0	6.0	0	0	0	0	0	0	0	0	0
09/27 Oak-L	1	2	0	2	0.0	0.0	0	0	0	0	0	0	0	0	0
10/04 at SD-L	1	2	2	0	0.0	0.0	0	0	0	0	0	0	0	0	0
10/11 at Bal-W	1	3	2	1	0.0	0.0	0	0	0	0	0	0	0	0	0
10/18 Den-L	1	1	1	0	0.0	0.0	0	0	0	0	0	0	0	0	0
10/25 at StL-L	1	4	2	2	0.0	0.0	0	0	0	0	0	0	0	0	0
11/01 Ari-L	1	1	1	0	0.0	0.0	0	0	0	0	0	0	0	0	0
11/05 at Cin-L	1	1	1	0	0.0	0.0	0	0	0	0	0	0	0	0	0
11/15 at Pit-L	1	2	1	1	0.0	0.0	0	0	0	0	0	0	0	0	0
11/30 Bal-L	1	2	2	0	0.0	0.0	0	0	0	0	0	0	0	0	0
12/06 Cin-L	1	4	2	2	0.0	0.0	0	0	0	0	0	0	0	0	0
12/13 SF-W	1	0	0	0	0.0	0.0	0	0	0	0	0	0	0	0	0
12/20 at Sea-L	1	3	0	3	0.0	0.0	0	0	0	0	0	0	0	0	0
12/27 at KC-L	1	2	1	1	0.0	0.0	0	0	0	0	0	0	0	0	0
01/03 Pit-L	1	1	0	1	0.0	0.0	0	0	0	0	0	0	0	0	0
2015 TOTALS		16	0	33	16	17	1.0	6.0	0	0	0	0	0	0	0

2014, CLEVELAND

Date	Opp	GP	GS	Tot	So	As	Sk	Yd	Int	Yd	Lg	TD	PD	FF	FR
12/28 at Bal-L	1	1	1	1	0	0	0.0	0	0	0	0	0	0	0	0
2014 TOTALS		1	0	1	1	0	0.0	0	0	0	0	0	0	0	0

STAFF

PLAYERS

2017 SEASON

HISTORY

RECORDS

GAME DAY



94 CARL NASSIB



POSITION ▶ DEFENSIVE LINE

SCHOOL ▶ PENN STATE

HT: 6'7 | WT: 275 | BORN: 4/12/93 | ACQUIRED: D3A - '16 | NFL EXPERIENCE: 2ND YEAR

Selected by the Cleveland Browns in the third round (65th overall) in the 2016 NFL Draft.

SEASONAL REVIEWS:

2016: Played in 14 games with three starts...Totaled 20 tackles, 2.5 sacks and four passes defended...(9/11) at Phi.: In NFL debut, dropped Carson Wentz to record first career sack...(1/1/17) at Pit.: Totaled three solo stops and one sack.

College: Played in 36 career games, making 13 starts at Penn State...Totaled 65 tackles, 17.5 sacks and eight forced fumbles...Set a Penn State single-season record with a nation-leading 15.5 sacks in 2015, while also leading the FBS with six forced fumbles...Earned All-America honors as a senior...Won the Lombardi Award, Ted Hendricks Award, Lott IMPACT Trophy and the Big Ten's Nagurski-Woodson Defensive Player of the Year in 2015...Became the first Penn State player to win three national awards since Larry Johnson in 2002...Started all 13 games as a senior in 2015...Recorded a sack in 10 consecutive games, the longest such streak for a Penn State player since sacks became an official NCAA statistic in 2000...Also logged five multi-sack games... Appeared in all 13 games as a junior, notching seven tackles, one sack and one forced fumble...Appeared in 10 games as a sophomore, totaling 12 tackles, one sack and one forced fumble...Two-time Academic All-Big Ten... Graduated with a degree in biology.

Personal: Given name is Carl Paul Nassib...Last name is pronounced NASS-ib...Native of Westchester, Pa...Brother, Ryan, was a fourth-round pick by the New York Gi-

AT A GLANCE

- ▶ Last name is pronounced NASS-ib.
- ▶ Brother, Ryan, was a fourth-round pick by the New York Giants as a QB in 2013.
- ▶ Led the nation with 15.5 sacks in 2015, including 10 consecutive games with a sack, the longest such streak for a Penn State player since sacks became an official NCAA statistic in 2000.

ants...Father, Gilbert, played football at Delaware...Cousin, Joe, played defensive back for Syracuse...Younger brother, John, plays football at Delaware...**High School:** Attended Malvern Preparatory School in Malvern, Pa. where he played offensive tackle and defensive end... Two-time letterman in basketball, serving as a team captain as a senior...**Community Involvement:** Active in the Cleveland community, volunteering for numerous football camps and hospital visits...Volunteered with the Special Olympics while at Penn State...**Hobbies/Interests:** Enjoys playing ping-pong in his spare time... Favorite movie is The Departed and favorite TV show is The Office...Lists rap and classic rock as his favorite types of music and Eminem as his favorite artist... Enjoys traveling, having been to Ireland, Honduras, and Guatemala.

CARL NASSIB ▶ CAREER STATISTICS

Year	Team	TACKLES					INTERCEPTIONS					FUMBLES				
		GP	GS	Tot	Solo	Asst	No	Yds	Lg	TD	PD	FF	FR	Yds		
2016	Cleveland	14	3	20	15	5	2.5	14.0		0	0	0	4	0	0	0

ADDITIONAL STATISTICS: Career sacks: Landry Jones (1.0), Carson Wentz (1.0), Andy Dalton (0.5).

SINGLE-GAME HIGHS & CAREER MILESTONES: TACKLES: Total – 4, at Cin., 10/23/16. Solo – 3, three times; last: at Pit., 1/1/17. SACKS: 1.0, two times; last: at Pit., 1/1/17. FUMBLES: Forced – None. Recovered – None. PASSES DEFENSED: 3, vs. NYJ, 10/30/16. NFL debut: at Phi., 9/11/16. First NFL start: at Phi., 9/11/16. First NFL sack: at Phi., 9/11/16 (C. Wentz).



NASSIB continued

CARL NASSIB ► GAME-BY-GAME STATISTICS

2016, CLEVELAND

Date	Opp	GP	GS	Tot	So	As	Sk	Yd	Int	Yd	Lg	TD	PD	FF	FR
09/11 at Phi-L		1	DE	3	3	0	1.0	4.0	0	0	-	0	1	0	0
09/18 Bal-L		1		0	0	0	0.0	0.0	0	0	-	0	0	0	0
09/25 at Mia-L							***inactive -- hand***								
10/2 at Was-L							***inactive -- hand***								
10/9 NE-L		1	DE	0	0	0	0.0	0.0	0	0	-	0	0	0	0
10/16 at Ten-L		1		0	0	0	0.0	0.0	0	0	-	0	0	0	0
10/23 at Cin-L		1		4	2	2	0.5	4.0	0	0	-	0	0	0	0
10/30 NYJ-L		1		0	0	0	0.0	0.0	0	0	-	0	3	0	0
11/6 Dal-L		1		0	0	0	0.0	0.0	0	0	-	0	0	0	0
11/10 at Bal-L		1		2	1	1	0.0	0.0	0	0	-	0	0	0	0
11/20 Pit-L		1		1	0	1	0.0	0.0	0	0	-	0	0	0	0
11/27 NYG-L		1		3	3	0	0.0	0.0	0	0	-	0	0	0	0
12/11 Cin-L		1		1	1	0	0.0	0.0	0	0	-	0	0	0	0
12/18 at Buf-L		1		1	1	0	0.0	0.0	0	0	-	0	0	0	0
12/24 SD-W		1	DE	2	1	1	0.0	0.0	0	0	-	0	0	0	0
01/1 at Pit-L		1		3	3	0	1.0	6.0	0	0	-	0	0	0	0
2016 TOTALS		14	3	20	15	5	2.5	14.0	0	0	-	0	4	0	0

PRONUNCIATION GUIDE

- Brian Boddy-Calhoun BREE-in BOD-ee
- Ibraheim Campbell..... EE-brah-heem
- Xavier Cooper..... EX-ave-yer
- Isaiah Crowell..... crow-ELL
- Seth DeValve..... duh-VALVE
- Ladel Fleming..... luh-DELL
- Najee Murray..... NAH-jee
- Kai Nacua..... nah-KOO-ah
- Carl Nassib..... NASS-ib
- David Njoku..... nuh-JOE-koo
- Emmanuel Ogbah..... AWG-buh
- Larry Ogunjobi..... OH-gun-JOE-bee
- Kenneth Olujobode..... oh-lew-BO-day
- Jabrill Peppers..... juh-BRILL
- Joe Schobert..... SHOW-ber
- Danny Vitale..... vuh-TAL-ee
- Kevin Zeitler..... ZITE-ler
- Shawn Mennenga*..... MEN-in-guh
- Jamey Mroz*..... MROSE
- Chris Tabor*..... TAY-ber

*coaches



90 EMMANUEL OGBAH



POSITION ▶ DEFENSIVE LINE
SCHOOL ▶ OKLAHOMA STATE

HT: 6-4 | WT: 275 | BORN: 11/6/93 | ACQUIRED: D2 - 16 | NFL EXPERIENCE: 2ND YEAR

Selected by the Cleveland Browns in the second round (32nd overall) of the 2016 NFL Draft.

SEASONAL REVIEWS:

2016: Led team with 5.5 sacks, tied for fourth-most by a Browns rookie...Sack total was tied for fifth among all NFL rookies in 2016...Started all 16 games, seeing time at defensive end and outside linebacker...Totaled 53 tackles and three passes defended...(10/16) at Ten.: Dropped Marcus Mariota to earn first career sack...(10/23) at Cin.: Recorded career-high two sacks...(12/11) vs. Cin.: Totaled 1.5 sacks.

College: Played in 39 career games as a defensive end at Oklahoma State, finishing with 133 tackles, 28 sacks, nine pass defended, four forced fumbles and three fumble recoveries...Named team captain in 2015 and Defensive Team MVP in 2014 and 2015...Received All-Big 12 honors in 2014 and 2015, as well as being named Big-12 Defensive Player of the Year in 2014 and Big-12 Co-Defensive Player of the Year in 2015...Finalist for 2015 Ted Hendricks Award, given to the nation's top defensive end...Started all 13 games as a junior in 2015, leading the Big 12 with 13 sacks, ranking fourth in the nation and third in school history for sacks in a single season...Recorded a sack in six consecutive games as a sophomore 2014...Played in all 13 games, recording 49 tackles, 11 sacks, five passes defended and one forced fumble...Appeared in all 13 games as a freshman in 2015, totaling 20 tackles four sacks and one fumble recovery...Redshirted in 2012...Majored in business.

AT A GLANCE

- ▶ Led team with 5.5 sacks, tied for fourth-most by a Browns rookie and tied for fifth among all NFL rookies in 2016.
- ▶ Moved with his family from Nigeria to Texas when he was nine years old.
- ▶ Attended the same high school and college as Chargers OL Russell Okung. Ogbah chose to attend Oklahoma State in part based on a recommendation from Okung.

Personal: Given name is Emmanuel Ikechukwu Ogbah... Born in Lagos, Nigeria...Native of Houston, Texas...Moved with his family from Nigeria to Texas when he was nine years old...Brother, Kingsley, played football at Southern Methodist...Went to the same high school and college as OL Russell Okung...Ogbah chose to attend Oklahoma State in part based on a recommendation from Okung...
High School: Attended George Bush High School in Richmond, Texas...Recorded 57 tackles, six sacks and two forced fumbles as a senior...Received First-Team Houston Metro honors and district defensive MVP honors...
Community Involvement: Active in the Cleveland community, volunteering for numerous football camps and hospital visits...
Hobbies/Interests: Favorite movies are The Pursuit of Happyness and The Blind Side and favorite TV show is Breaking Bad.

EMMANUEL OGBAH ▶ CAREER STATISTICS

Year	Team	GP	GS	TACKLES				Yds	INTERCEPTIONS					FUMBLES		
				Tot	Solo	Asst	Sk		No	Yds	Lg	TD	PD	FF	FR	Yds
2016	Cleveland	16	16	53	28	25	5.5	31.5	0	0	-	0	3	0	0	0

ADDITIONAL STATISTICS: Career sacks: Andy Dalton (3.5), Marcus Mariota (1.0), Tyrod Taylor (1.0). Multiple-sack games: 2 (2, at Cin., 10/26/13; 1.5 vs. Cin., 12/11/16).

SINGLE-GAME HIGHS & CAREER MILESTONES: TACKLES: Total – 7, at Was., 10/2/16. Solo – 5, at Cin., 10/23/16. SACKS: 2.0, at Cin., 10/23/16. FUMBLES: Forced – None. Recovered – None. PASSES DEFENSED: 1, three times; last: vs. NYG, 11/27/16. NFL debut: at Phi., 9/11/16. First NFL start: at Phi., 9/11/16. First NFL sack: at Ten., 10/16/16 (M.Mariota).



OGBAH continued

EMMANUEL OGBAH ▶ GAME-BY-GAME STATISTICS

2016, CLEVELAND

Date	Opp	GP	GS	Tot	So	As	Sk	Yd	Int	Yd	Lg	TD	PD	FF	FR
09/11 at Phi-L	1 OLB	1	1	0	0.0	0.0	0	0	0	0	0	0	1	0	0
09/18 Bal-L	1 OLB	2	1	1	0.0	0.0	0	0	0	0	0	0	0	0	0
09/25 at Mia-L	1 OLB	3	3	0	0.0	0.0	0	0	0	0	0	0	1	0	0
10/2 at Was-L	1 OLB	7	3	4	0.0	0.0	0	0	0	0	0	0	0	0	0
10/9 NE-L	1 OLB	1	1	0	0.0	0.0	0	0	0	0	0	0	0	0	0
10/16 at Ten-L	1 OLB	3	1	2	1.0	4.0	0	0	0	0	0	0	0	0	0
10/23 at Cin-L	1 OLB	6	5	1	2.0	12.0	0	0	0	0	0	0	0	0	0
10/30 NYJ-L	1 DE	6	2	4	0.0	0.0	0	0	0	0	0	0	0	0	0
11/6 Dal-L	1 DE	4	0	4	0.0	0.0	0	0	0	0	0	0	0	0	0
11/10 at Bal-L	1 DE	4	1	3	0.0	0.0	0	0	0	0	0	0	0	0	0
11/20 Pit-L	1 DE	1	1	0	0.0	0.0	0	0	0	0	0	0	0	0	0
11/27 NYG-L	1 DE	3	1	2	0.0	0.0	0	0	0	0	0	1	0	0	0
12/11 Cin-L	1 DE	6	3	3	1.5	12.5	0	0	0	0	0	0	0	0	0
12/18 at Buf-L	1 DE	1	1	0	1.0	3.0	0	0	0	0	0	0	0	0	0
12/24 SD-W	1 DE	4	3	1	0.0	0.0	0	0	0	0	0	0	0	0	0
01/1 at Pit-L	1 DE	1	1	0	0.0	0.0	0	0	0	0	0	0	0	0	0
2016 TOTALS		16	16	53	28	25	5.5	31.5	0	0	-	0	3	0	0

COLDEST/WARMEST GAMES IN CLEVELAND HISTORY

The following are the coldest and warmest games played by the Browns in Cleveland only. The temperatures reflect those at kickoff, and do not include a wind chill or heat index.

COLDEST

	Date	Opponent	Temp.	Kickoff	Result
1.	January 4, 1981	Oakland	1	12:00 noon	L, 12-14*
2.	December 11, 1977	Houston	7	1:00 p.m.	L, 15-19
3.	December 17, 1989	Minnesota	10	1:00 p.m.	W, 23-17
4.	December 10, 2009	Pittsburgh	15	8:20 p.m.	W, 13-6#

WARMEST

	Date	Opponent	Temp.	Kickoff	Result
1.	September 15, 1991	Cincinnati	88	1:00 p.m.	W, 14-13
2.	September 8, 2002	Kansas City	86	1:00 p.m.	L, 39-40
3.	September 10, 1978	Cincinnati	85	1:00 p.m.	W, 13-10 (OT)

*Playoff Game

#Coldest in history of FirstEnergy Stadium



44 NATE ORCHARD

POSITION ▶ DEFENSIVE LINE

SCHOOL ▶ UTAH

HT: 6-4 | WT: 255 | BORN: 1/5/93 | ACQUIRED: D2-'15 | NFL EXPERIENCE: 3RD YEAR



Originally drafted by the Cleveland Browns in the second round (51st overall) of the 2015 NFL Draft.

SEASONAL REVIEWS:

2016: Played in first three games with one start...Totaled four tackles...(9/25) at Mia.: Sustained ankle injury on final play of OT...Placed on injured reserve on Oct. 1.

2015: Played in 15 games with 11 starts...Totaled 36 tackles, three sacks, one interception, four passes defended and one forced fumble...One of three rookies with at least 3.0 sacks and one INT...(12/13) vs. SF: In 24-10 victory, amassed two sacks, first of his career...(12/27) at KC: Started at OLB, amassing two solo tackles, one sack and his first career INT...Picked off Alex Smith in second quarter and returned it 46 yards...Sacked Smith in third quarter...Became third Browns rookie since 1982 to record sack and INT in same game (Joe Haden and L.J. Fort)...One of only two NFL rookies to accomplish feat in 2015.

College: Started 36 of his 50 career games at Utah...Named a first-team All-American in 2014...Awarded the Ted Hendricks Award, given to the nation's top defensive lineman, and the Morris Award, given to the Pac-12's top defensive lineman...Finished his career tied for third in school history with 25 career sacks...Totaled 10 career passes defended, eight forced fumbles and five fumble recoveries...Started all 13 games as a senior and led the nation in 2014 in sacks per game (1.46)...Finished second nationally in total sacks with 18.5, a Utah record...First-team All-American honoree and first-team All-Pac-12 honoree...Finalist for Polynesian College Football Player of the Year Award, Lombardi Award (Lineman of the Year) and Chuck Bednarick (Outstanding Defensive Player)...Ranked fifth in the country with 21 total tackles for loss...Second on the team with 84 tackles...Led the team with three forced fumbles...Played in all 12 games, starting 11 as a sophomore...Earned second-team Academic All-Pac-12 honors and All-Pac-12 honorable mention...Tallied 48 tackles, three sacks, two forced fumbles and one fumble recovery...Played in all 13 games as a true freshman...Saw action on defense and special teams...Graduated with a degree in economics.

AT A GLANCE

- ▶ One of three NFL rookies with at least 3.0 sacks and one INT in 2015.
- ▶ Became third Browns rookie since 1982 to record sack and INT in same game and one of only two NFL rookies to accomplish feat in 2015.
- ▶ Set Utah's single-season sack record with 18.5 sacks in 2014, ranking second nationally.
- ▶ Changed his last name to his guardians' last name, Orchard, in 2013.
- ▶ Enjoys playing the piano, which he started playing at 12 years old.

Personal: Full name is Nathaniel Fakahafua Orchard... Born in Los Angeles...Moved to Salt Lake City, Utah to live with his brother at 11 years old...Moved in with his basketball coach, Dave Orchard, and his family at 12 years old...Later took the last name of his guardians, Dave and Katherine Orchard, in 2013...Has seven siblings...He and wife, Maegan, have two daughters...**High School:** Attended Highland High School in Salt Lake City...Named Utah 4A Most Valuable Player as a wide receiver...Led Highland to a 2010 4A state championship, setting a state record with 200 yards receiving and three TDs on 10 receptions...Also finished the game with two sacks...Team captain in football and basketball...Also ran track...**Second-team all-state selection for basketball...Community Involvement:** Active in the Cleveland community, volunteering for numerous football camps, hospital visits and military appreciation events...**Hobbies/Interests:** Enjoys playing the piano, which he started playing at 12 years old...Favorite movie is Despicable Me and favorite TV show is Breaking Bad... Lists country and reggae as his favorite types of music and J. Cole and Bob Marley as his favorite artists.



ORCHARD continued

NATE ORCHARD ▶ CAREER STATISTICS

Year	Team	GP	GS	TACKLES				INTERCEPTIONS					FUMBLES			
				Tot	Solo	Asst	Sk	Yds	No	Yds	Lg	TD	PD	FF	FR	Yds
2015	Cleveland	15	11	36	24	12	3.0	15.0	1	46	46	0	4	1	0	0
2016	Cleveland	3	0	4	2	2	0.0	0.0	0	0	-	0	0	0	0	0
NFL totals (two years)		18	11	40	26	14	3.0	15.0	1	46	46	0	4	1	0	0

ADDITIONAL STATISTICS: Multiple-sack games – 1 (2.0, vs. SF, 12/13/20). **Career sacks** – Blaine Gabbert (2.0), Alex Smith (1.0). **Special-teams tackles** – None.

SINGLE-GAME HIGHS & CAREER MILESTONES: **TACKLES:** Total – 5, twice, at Bal., 10/11/15, vs. Ari., 11/11/15. **Solo** – 4, at Bal., 10/11/15. **SACKS:** 2.0, vs. SF, 12/13/20. **FUMBLES:** **Forced** – 1, at Pit., 11/15/15. **Recovered** – None. **INTERCEPTIONS:** 1, 12/27/15 at KC. **PASSES DEFENSED:** 1, four times, last; 12/27/15 at KC. **NFL debut:** vs. Ten., 9/20/15. **First NFL start:** at Bal., 10/11/15. **First NFL sack:** vs. SF, 12/13/20. **First NFL interception:** at 12/27/15 at KC.

NATE ORCHARD ▶ GAME-BY-GAME STATISTICS

2016, CLEVELAND

Date	Opp	GP	GS	Tot	So	As	Sk	Yd	Int	Yd	Lg	TD	PD	FF	FR
09/11 at	Phi-L	1		0	0	0	0.0	0.0	0	0	-	0	0	0	0
09/18	Bal-L	1		3	1	2	0.0	0.0	0	0	-	0	0	0	0
09/25 at	Mia-L	1	OLB	1	1	0	0.0	0.0	0	0	-	0	0	0	0
10/2	at Was-L	***injured reserve -- ankle***													
10/9	NE-L	***injured reserve -- ankle***													
10/16 at	Ten-L	***injured reserve -- ankle***													
10/23 at	Cin-L	***injured reserve -- ankle***													
10/30	NYJ-L	***injured reserve -- ankle***													
11/6	Dal-L	***injured reserve -- ankle***													
11/10 at	Bal-L	***injured reserve -- ankle***													
11/20	Pit-L	***injured reserve -- ankle***													
11/27	NYG-L	***injured reserve -- ankle***													
12/11	Cin-L	***injured reserve -- ankle***													
12/18 at	Buf-L	***injured reserve -- ankle***													
12/24	SD-W	***injured reserve -- ankle***													
01/1 at	Pit-L	***injured reserve -- ankle***													
2016 TOTALS		3	1	4	2	2	0.0	0.0	0	0	-	0	0	0	0

2015, CLEVELAND

Date	Opp	GP	GS	Tot	So	As	Sk	Yd	Int	Yd	Lg	TD	PD	FF	FR
09/13 at	NYJ-L	***inactive -- back***													
09/20	Ten-W	1		0	0	0	0.0	0.0	0	0	-	0	0	0	0
09/27	Oak-L	1		1	1	0	0.0	0.0	0	0	-	0	0	0	0
10/04 at	SD-L	1		1	0	1	0.0	0.0	0	0	-	0	0	0	0
10/11 at	Bal-W	1	OLB	5	4	1	0.0	0.0	0	0	-	0	1	0	0
10/18	Den-L	1	OLB	3	2	1	0.0	0.0	0	0	-	0	0	0	0
10/25 at	StL-L	1	OLB	2	0	2	0.0	0.0	0	0	-	0	0	0	0
11/01	Ari-L	1	OLB	5	3	2	0.0	0.0	0	0	-	0	0	0	0
11/05 at	Cin-L	1	OLB	3	2	1	0.0	0.0	0	0	-	0	0	0	0
11/15 at	Pit-L	1	OLB	4	3	1	0.0	0.0	0	0	-	0	1	1	0
11/30	Bal-L	1	OLB	2	1	1	0.0	0.0	0	0	-	0	0	0	0
12/06	Cin-L	1	OLB	2	2	0	0.0	0.0	0	0	-	0	1	0	0
12/13	SF-W	1		2	2	0	2.0	12.0	0	0	-	0	0	0	0
12/20 at	Sea-L	1	OLB	1	0	1	0.0	0.0	0	0	-	0	0	0	0
12/27 at	KC-L	1	OLB	2	2	0	1.0	3.0	1	46	46	0	1	0	0
01/03	Pit-L	1	OLB	3	2	1	0.0	0.0	0	0	-	0	0	0	0
2015 TOTALS		15	11	36	24	12	3.0	15.0	1	46	46	0	4	1	0

STAFF

PLAYERS

2017 SEASON

HISTORY

RECORDS

GAME DAY



17 BROCK OSWEILER



POSITION ▶ QUARTERBACK

SCHOOL ▶ ARIZONA STATE

HT: 6-8 | WT: 240 | BORN: 11/22/90 | ACQUIRED: TR. (HOU.) - '17 | NFL EXPERIENCE: 6TH YEAR

SUPER BOWLS WON (ONE): SUPER BOWL 50 

Originally drafted by the Denver Broncos in the second round (57th overall) of the 2012 NFL Draft...Signed by the Houston Texans as an unrestricted free agent on March 10, 2016...Traded to the Cleveland Browns on March 9, 2017.

Career Highlights:

Named AFC Offensive Player of Week for Week 11 in 2015 after he completed 20-of-27 passes for 250 yards and two TDs during first NFL start.

Seasonal Reviews:

2016: Played in 17 games, starting 16, including both postseason games...Led the Texans to an 8-6 regular season record, and 1-1 mark in the playoffs...Completed 301-of-510 attempts for 2,957 yards and 15 touchdowns, all career-highs...Recorded five multi-touchdown games...(1/7/17) vs. Oak.: Became the first QB in Texans history to score both a rushing and passing TD in a playoff game.

2015: Played in eight games, starting seven for Denver...Completed 170-of-275 passes for 1,967 yards and 10 touchdowns, propelling the Broncos into the postseason...(11/22) at Chi.: Made first NFL start on his 25th birthday, and was named AFC Offensive Player of the Week after completing 20-of-27 passes for 250 yards and two TDs...(12/13) vs. Oak.: Threw for a career-best 308 yards, completing 35-of-51 passes.

2014: Played in four regular season games, completing 4-of-10 passes for 52 yards and a TD...(10/19) vs. SF: Made first appearance of the season, attempted one pass...(12/28) vs. Oak.: Threw first career TD pass...Named the NFLPA's Community MVP for the Week of Nov. 10 for his work with Colorado's Rocky Mountain Hospital for Children.

2013: Appeared in four games, completing 11-of-16 passes for 95 yards...(12/29) at Oak.: Played entire second half and completed a season-high nine passes for 85 yards.

2012: Played in five games as a rookie, completing 2-of-4 passes for 12 yards...(9/30) vs. Oak.: Made NFL debut taking the final snap of the game in Denver's 37-6 vic-

AT A GLANCE

- ▶ Played the final eight regular season games, starting the final seven, for the Denver Broncos in 2015, going 5-2 and helping the Broncos make the playoffs en route to their Super Bowl 50 victory.
- ▶ Led the Texans to an 8-6 record and division title as a starter in 2016, setting career-high marks in TDs, yards and completions, while becoming the first QB in Texans history to record a passing and rushing TD (OAK, 1/17/17) in a playoff game.
- ▶ Named an NFLPA Community MVP in 2014, following his work with Colorado's Rocky Mountain Hospital for Children.

tory...(12/30) vs. KC: Completed first NFL pass for a five-yard gain in the regular-season finale.

College: Started 15 of 25 career games at Arizona State...Threw for 4,036 yards and 26 TDs in 2011, his final college season, starting all 13 games and becoming only the fourth player in Pac-12 Conference history to throw for 4,000 yards at that time...Was named a team captain in 2011 as a junior...Finished ASU career with 5,082 yards and 33 TDs on 412 completions in three seasons...Season mark of 26 TDs in 2011 sits at fourth all-time in Arizona State history...Started first career game against Oregon in 2009, becoming the first ASU true freshman quarterback to start a game since Jake Plummer in 1993...Majored in interdisciplinary studies, graduated and completed his degree from Arizona State in 2014.

Personal: Given name is Brock Alan Osweiler...He and his wife, Erin, have a daughter, Blake...Born in Coeur d'Alene, Idaho...**High School:** Attended Flathead High



OSWEILER continued

School in Kalispell, Mont...Was named 2008-09 Gatorade State Player of the Year in Montana...Completed senior season on the football field by throwing for 2,703 yards and 29 TDs, while averaging 24.9 points and 14.5 rebounds per game as a junior on the basketball court...

Hobbies/Interest: Enjoys playing golf in his free time... Was originally committed to play basketball at Gonzaga coming out of high school, but chose to play football at Arizona State instead.

BROCK OSWEILER ► CAREER STATISTICS

PASSING

Year	Team	GP	GS	Att	Cmp	Pct	Yds	Yds/Att	TD	Int	Lg	Sk	Yds Lst	Rating
2012	Denver	5	0	4	2	50.0	12	3.0	0	0	7	0	0	56.3
2013	Denver	4	0	16	11	68.8	95	5.9	0	0	19	2	8	84.1
2014	Denver	4	0	10	4	40.0	52	5.2	1	0	38	0	0	90.4
2015	Denver	8	7	275	170	61.8	1967	7.2	10	6	72T	23	151	86.4
2016	Houston	15	14	510	301	59.0	2957	5.8	15	16	53	27	206	72.2
NFL totals (five years)		36	21	815	488	59.9	5,083	6.2	26	22	72T	52	365	77.4

RUSHING

Year	Team	GP	GS	No	Yds	Avg	Lg	TD
2012	Denver	5	0	8	-13	-1.6	-1	0
2013	Denver	4	0	3	2	0.7	4	0
2014	Denver	4	0	8	0	0.0	4	0
2015	Denver	8	7	21	61	2.9	8	1
2016	Houston	15	14	30	131	4.4	21	2
NFL totals (five years)		36	21	70	181	2.6	21	3

RECEIVING

No	Yds	Avg	Lg	TD
0	0	-	-	0
0	0	-	-	0
0	0	-	-	0
0	0	-	-	0
1	-14	-14.0	-6	0
1	14	-14.0	-6	0

PLAYOFFS

PASSING

Year	Team	GP	GS	Att	Cmp	Pct	Yds	Att	TD	Int	Lg	Sk	Lst	Rating
2016	Houston	2	2	65	37	56.9	365	5.6	2	3	38	3	17	63.9
Postseason		2	2	65	37	56.9	365	5.6	2	3	38	3	17	63.9

RUSHING

Year	Team	GP	GS	No	Yds	Avg	Lg	TD
2016	Houston	2	2	7	33	4.7	18	1
NFL totals (five years)		2	2	7	33	4.7	18	1

RECEIVING

No	Yds	Avg	Lg	TD
0	0	-	-	0
0	0	-	-	0

ADDITIONAL STATISTICS: Career record as starting QB – 13-8 (619) 300-yard passing games – 1 (308, vs. Oak., 12/13/15). **Multiple-TD pass games** – 7 (2, at Chi., 11/22/15; 3, at Pit., 12/20/15; 2, vs. Chi., 9/11/16; 2, vs. Ten., 10/2/16; 2, vs. Ind., 10/16/16; 2, at Jax., 11/13/16; 2, at GB, 12/4/16). **FUMBLES:** 4 (1 lost) in 2015, 5 (1 lost) in 2016; NFL totals: 9 (2 lost).

SINGLE-GAME HIGHS & CAREER MILESTONES: **PASSING:** Attempts – 51, vs. Oak., 12/13/15. Completions – 36, vs. Oak., 12/13/15. Completion percentage – 74.1* (20 of 27), at Chi., 11/22/15. Yards – 308, vs. Oak., 12/13/15. TDs – 3, at Pit., 12/20/15. Long – 72T (D. Thomas), vs. SD, 1/3/16. QB Rating – 127.1*, at Chi., 11/22/15. Interceptions – 3, vs. SD, 11/27/16. **RUSHING:** Attempts – 5, at Pit., 12/20/15. Yards – 23, twice at Jax., 11/13/16; vs. SD, 11/27/16. Long – 21, vs. SD, 11/27/16. TDs – 1, three times; at Pit., 12/20/15; vs. SD, 11/27/16; at Ten., 1/1/17. **RECEIVING** – 1, at Oak., 11/21/16. **NFL debut:** vs. KC, 12/30/12. **First NFL start:** vs. Den., 9/25/16. **First NFL touchdown:** vs. Oak., 12/28/14 (V. Green, 1 yard). **Last NFL interception:** Jax., 12/18/16 (T. Smith). **First win:** at Chi., 11/22/15. **First rushing TD:** at Pit., 12/20/15. **First interception:** vs. KC, 11/15/15 (E. Berry).

*Minimum 10 pass attempts



OSWEILER continued

BROCK OSWEILER ▶ GAME-BY-GAME STATISTICS

2016, HOUSTON

Date	Opp	GP	GS	PASSING								RUSHING			
				Att	Cmp	Yds	Pct	TD	INT	LG	SK	Rtg	Att	Yds	TD
09/11	Chi-W	1	QB	35	22	231	62.9	2	1	35	2	89.1	4	14	0
09/18	KC-W	1	QB	33	19	268	57.6	1	2	53	2	68.8	2	-3	0
09/22	at NE-L	1	QB	41	24	196	58.5	0	1	18	2	60.6	1	13	0
10/02	Ten-W	1	QB	37	25	254	67.6	2	2	45	1	82.5	1	14	0
10/09	at Min-L	1	QB	42	19	184	45.2	1	1	25	4	56.1	0	0	0
10/16	Ind-W	1	QB	39	25	269	64.1	2	1	36	1	90.7	2	-4	0
10/24	at Den-L	1	QB	41	22	131	53.7	0	0	13	1	60.1	3	16	0
10/30	Det-W	1	QB	29	20	186	69.0	1	1	23	3	83.4	3	-3	0
11/13	at Jax-W	1	QB	27	14	99	51.9	2	0	16	1	85.3	3	23	0
11/21	at Oak-L	1	QB	39	26	243	66.7	1	1	24	2	81.5	2	19	0
11/27	SD-L	1	QB	37	22	246	59.5	0	3	33	1	45.6	3	23	1
12/04	at GB-L	1	QB	35	22	202	62.9	2	0	44T	2	97.6	3	20	0
12/11	at Ind-W	1	QB	24	14	147	58.3	0	1	22	2	58.9	2	-2	0
12/18	Jax-W	1	QB	11	6	48	54.5	0	2	16	0	26.1	0	0	0
12/24	Cin-W							***did not play***							
01/01	at Ten-L	1		40	21	253	52.5	1	0	51	3	80.5	1	1	1
2016 TOTALS		15	14	510	301	2,657	59.0	15	16	53	27	72.2	30	131	2
01/07	Oak-W1	1	QB	25	14	168	56.0	1	0	38	0	90.1	6	15	1
01/14	at NE-L2	1	QB	40	23	197	57.5	1	3	19	3	47.6	1	18	0

1- AFC Wild Card playoff

2-AFC Divisional playoff

2015, DENVER

Date	Opp	GP	GS	PASSING								RUSHING			
				Att	Cmp	Yds	Pct	TD	INT	LG	SK	Rtg	Att	Yds	TD
09/13	Bal-W							***did not play***							
09/17	at KC-W							***did not play***							
09/27	at Det-W							***did not play***							
10/04	Min-W							***did not play***							
10/11	at Oak-W							***did not play***							
10/18	at Cle-W							***did not play***							
11/01	GB-W							***did not play***							
11/08	at Ind-L							***did not play***							
11/15	KC-L	1		24	14	146	58.3	1	1	17	3	72.6	3	18	0
11/22	at Chi-W	1	QB	27	20	250	74.1	2	0	48T	5	127.1	2	4	0
11/29	NE-W	1	QB	42	23	270	54.8	1	1	39	3	72.5	2	4	0
12/06	at SD-W	1	QB	26	16	166	61.5	1	1	22	1	76.8	3	1	0
12/13	at Oak-L	1	QB	51	35	308	68.6	0	0	32	5	84.4	3	10	0
12/20	at Pit-L	1	QB	44	21	296	47.4	3	1	61T	2	83.1	5	19	1
12/28	Cin-W	1	QB	39	27	299	69.2	1	0	35	3	100.3	3	5	0
01/03	SD-W	1	QB	22	14	232	63.6	1	2	72T	1	76.3	0	0	0
2015 TOTALS		8	7	275	170	1,967	61.8	10	6	72T	23	86.4	21	61	1



VETERANS

OSWEILER continued

2014, DENVER

Date	Opp	GP	PASSING										RUSHING					
			GS	Att	Cmp	Yds	Pct	TD	INT	LG	SK	Rtg	Att	Yds	TD			
09/07	Ind-W																	
09/14	KC-W																	
09/21	at Sea-L																	
10/05	Ari-W																	
10/12	at NYJ-W																	
10/19	SF-W	1		1	0	0	0.0	0	0	-	0	39.6	3	0	0			
10/23	SD-W																	
11/02	at NE-L																	
11/09	at Oak-W	1		5	2	13	40.0	0	0	9	0	47.9	3	2	0			
11/16	at StL-L																	
11/23	Mia-W																	
11/30	at KC-W																	
12/07	Buf-W																	
12/14	at SD-W	1		2	0	0	0.0	0	0	-	0	39.6	1	-1	0			
12/22	at Cin-L																	
12/28	Oak-W	1		2	2	39	100.0	1	0	38	0	158.3	1	-1	0			
2014 TOTALS	Oak	4	0	10	4	52	40.0	1	0	38	0	90.4	8	0	0			

2013, DENVER

Date	Opp	GP	PASSING										RUSHING					
			GS	Att	Cmp	Yds	Pct	TD	INT	LG	SK	Rtg	Att	Yds	TD			
09/05	Bal-W																	
09/15	at NYG-W																	
09/23	Oak-W																	
10/29	Phi-W	1		3	2	10	66.7	0	0	5			2	3	0			
10/06	at Dal-W																	
10/13	Jax-W																	
10/20	at Ind-L																	
11/27	Was-W																	
11/10	at SD-W																	
11/17	KC-W																	
11/24	at NE-L	1		0	0	0	-	0	0	-	0	-	0	0	0			
12/01	at KC-W																	
12/08	Ten-W																	
12/12	SD-L																	
12/22	at Hou-W	1		0	0	0	-	0	0	-	0	-	0	0	0			
12/29	at Oak-W	1		13	9	85	69.2	0	0	19	7	87.0	1	-1	0			
2013 TOTALS	Oak	4	0	16	11	95	68.8	0	0	19	2	84.1	3	2	0			

2012, DENVER

Date	Opp	GP	PASSING										RUSHING					
			GS	Att	Cmp	Yds	Pct	TD	INT	LG	SK	Rtg	Att	Yds	TD			
09/09	Pit-W																	
09/17	at Atl-L																	
09/23	Hou-L																	
09/30	Oak-W	1		0	0	0	-	0	0	-	0	-	1	-1	0			
10/07	at NE-L																	
10/15	at SD-W																	
10/28	NO-W	1		0	0	0	-	0	0	-	0	-	1	-1	0			
11/04	at Cin-W																	
11/11	at Car-W																	
11/18	SD-W																	
11/25	at KC-W																	
12/02	TB-W																	
12/06	at Oak-W																	
12/16	at Bal-W	1		0	0	0	-	0	0	-	0	-	2	-4	0			
12/23	Cle-W	1		0	0	0	-	0	0	-	0	-	1	-1	0			
12/30	KC-W	1		4	2	12	50.0	0	0	7	0	56.3	3	-6	0			
2012 TOTALS	Oak	5	0	4	2	12	50.0	0	0	7	0	56.3	8	-13	0			

STAFF

PLAYERS

2017 SEASON

HISTORY

RECORDS

GAME DAY



3 CODY PARKEY

POSITION ▶ **KICKER**

SCHOOL ▶ **AUBURN**

HT: 6-0 | WT: 190 | BORN: 2/19/92 | ACQUIRED: FA '16 | NFL EXPERIENCE: 4TH YEAR



PRO BOWL SELECTIONS (ONE): 2014



Originally signed by the Indianapolis Colts as an undrafted free agent on May 11, 2014...Traded to the Philadelphia Eagles on Aug. 20, 2014...Waived by the Eagles on Sept. 3, 2016...Signed by the Cleveland Browns on Sept. 24, 2016.

SEASONAL REVIEWS:

2016: Converted 20 of 25 FGs and 20 of 21 PATs (80 points)...Signed with Browns on Sept. 24 prior to Week 3.

2015: Made 3 of 4 FGs with a long of 46 yards...Placed on injured reserve with a groin injury in Week 4.

2014: Set a franchise scoring record and an NFL rookie scoring record with 150 points on the season...Named to the Pro Bowl, while also setting single-season franchise records with four 50-yard field goals and 46 touchbacks...Also tied a single-season record with a 88.9 percent conversion rate, making 32 of 36 attempts...Streak of 17 consecutive field goals marked the second-longest streak in Eagles history.

College: Played in 46 career games at Auburn, finishing in the top five of every career kicking category in program history...Led the country with 69 touchbacks as a senior in 2013...Added 14 of 19 field goal attempts...Made 11 of 14 field goals and all 27 extra point attempts as a junior...Converted on 13 of 18 field goal attempts and 41 of 42 extra points as a sophomore...Played in seven games as a freshman, mainly handling kickoff duties...Graduated with a bachelor's degree in communication.

Personal: Native of Jupiter, Fla...**High School:** Attended Jupiter High School...**Community Involvement:** Participated in various breast care awareness initiatives while with the Browns in 2016...Took part in Browns Founda-

AT A GLANCE

- ▶ Set a franchise scoring record and an NFL rookie scoring record with 150 points while with the Eagles in 2014 on his way to earning Pro Bowl recognition.
- ▶ Converted 17 consecutive field goals for the Eagles in 2014, the second-longest streak in team history.
- ▶ Involved with The Lutzie 43 Foundation, established in the memory of Auburn teammate Philip Lutzenkirchen, which aims to develop character in young athletes and coaches through leadership, charity, compassion, mentorship, hard work, honesty and faith.

tion events that focused on providing clothes and shoes for less fortunate youth, as well as toy drives during the holiday season...Involved with The Lutzie 43 Foundation, established in the memory of Auburn teammate Philip Lutzenkirchen, which aims to develop character in young athletes and coaches through leadership, charity, compassion, mentorship, hard work, honesty and faith...**Hobbies/Interests:** Enjoys fishing, playing golf and going to the beach in his spare time...Favorite movie is Remember the Titans and favorite TV show is Duck Dynasty.



VETERANS

PARKEY continued

CODY PARKEY ▶ CAREER STATISTICS

Year	Team	GP	FG	FIELD GOALS				EXTRA POINTS				Points
				FGA	Pct	Lg	Blk	XP	XPA	Pct	Blk	
2014	Philadelphia	16	32	36	88.9	54	0	54	54	100.0	0	150
2015	Philadelphia	3	3	4	75.0	46	0	7	7	100.0	0	16
2016	Cleveland	14	20	25	80.0	51	0	20	21	95.2	0	80
NFL Totals (three years)		33	55	65	84.6	54	0	81	82	98.8	0	246

Year	Team	1-19		20-29		30-39		40-49		50+	
		Pct		Pct		Pct		Pct		Pct	
2014	Philadelphia	0/0	-	10/10	100.0	14/16	87.5	4/6	66.7	4/4	100.0
2015	Philadelphia	0/0	-	1/1	100.0	1/1	100.0	1/2	50.0	0/0	-
2016	Cleveland	0/0	-	6/6	100.0	6/6	100.0	7/12	58.3	1/1	100.0
NFL totals (three years)		0/0	-	17/17	100.0	21/23	91.3	12/20	60.0	5/5	100.0

SINGLE-GAME HIGHS & CAREER MILESTONES: Field Goals Made – 5, vs. Ten., 11/23/14 Field Goal Attempts – 6, twice, last: at Mia., 9/25/16. Longest Field Goal – 54, at Ari., 10/26/14. Longest Field Goal Attempt – 54, at Ari., 10/26/14. PAT Made – 6, vs. Car., 11/10/14. PAT Attempted – 6, vs. Car., 11/10/14. Points – 19, vs. Ten., 11/23/14. Consecutive FG Made – 17, (9/21/14 - 11/23/14). Kickoff Touchbacks – 6, at Mia., 9/25/16. Special Teams Tackles - 2 in 2014.

GAME-WINNING FGs (1):
at Ind., 9/15/14 (36 yards)

CODY PARKEY ▶ KICK-BY-KICK STATISTICS

2014: (51, 28) (31, 38N, 23, 36) (38, 33, 51) () (26, 27) (31, 45) (54, 20) (45) (39) (33, 33) (36, 26, 49N, 35, 30, 50) (31, 22, 26, 25) () (47, 43) (34N, 46N, 22) (32, 39)
2015: (29, 44N) (46) (30)
2016: (41WL, 46, 48, 42LU, 38, 46WL) (51, 45) () (45, 37) (28) (41, 27) (31, 41LU) () (24) (20, 25) (30) (35, 40) (49, 27) (49WL, 34)

CLEVELAND BROWNS YOUTH FOOTBALL CAMP

In an effort to further promote youth football, the 2017 Cleveland Browns Football Camp, in association with University Hospitals and Purell, continued this year with two sessions (June 7-9 and June 14-16) at FirstEnergy Stadium. More than 400 young athletes honed their football skills in a fun, safe and supportive environment, highlighted by an appearance from the Browns 2017 rookie class. During each session, Browns University Hospitals lead medical physician Dr. Sean Cupp and University Hospitals Dr. Michael Salata also spoke with participants' parents about concussion awareness, hydration and player health and safety.



VETERANS

84 JORDAN PAYTON



POSITION ▶ **WIDE RECEIVER**

SCHOOL ▶ **UCLA**

HT: 6-1 | WT: 209 | BORN: 9/1/93 | ACQUIRED: D5A - '16 | NFL EXPERIENCE: 2ND YEAR

STAFF

PLAYERS

2017 SEASON

HISTORY

RECORDS

GAME DAY

Selected by the Cleveland Browns in the fifth round (154th overall) of the 2016 NFL Draft.

SEASONAL REVIEWS:

2016: Played in four games...Caught one pass for 3 yards...(9/25) at Mia.: Contributed as reserve WR in NFL debut...(10/30) vs. NYJ: Made first NFL catch (3 yards from Josh McCown).

College: Started 40 of 52 career games played at UCLA...Totaled 201 receptions for 2,702 yards and 14 TDs...Ranks as UCLA's all-time leader in career receptions with 201...All-Pac-12 selection in 2014 and 2015...Recipient of the team's Jerry Long "Heart" Award in 2014...Recorded a reception in 29 consecutive games...Started all 13 games as a senior in 2015, hauling in 78 catches, second-most in school history for single-season receptions...Started all 13 games as a junior in 2014, leading the team with 67 catches...Started four of 13 games played, catching 18 passes for 202 yards and one TD.

Personal: Given name is Jordan Joseph Payton...Born in Torrence, Calif...Native of Santa Monica, Calif...Traveled to various places in the past, seeing Mexico, China and Haiti in high school...Brother, Michael, played football at Oregon State...**High School:** Attended Oaks Christian High School in Westlake Village, Calif...Named the

AT A GLANCE

- ▶ Finished as UCLA's all-time leader in career receptions with 201.
- ▶ Recorded a reception in 29 consecutive games in college.
- ▶ Active with PATH, People Assisting the Homeless, and the Imagine Ball in Los Angeles.

team's Offensive Player of the Year in 2009, 2010 and 2011...Caught 61 passes for 769 yards and 10 TDs as a senior...All-CIF and All-Tri-Valley League honoree...Finished with 45 career TDs...**Community Involvement:** Active with PATH, People Assisting the Homeless, and the Imagine Ball in Los Angeles...Interested in having camps for youth from low-income backgrounds, teaching them how to better understand money and manage finances...**Hobbies/Interests:** Favorite movie is Casino and favorite TV show is Billions...Lists Kanye West and Future as his favorite artists.

JORDAN PAYTON ▶ CAREER STATISTICS

Year	Team	RECEIVING					Lg	TD	RUSHING				
		GP	GS	No	Yds	Avg			Att	Yds	Avg	Lg	TD
2016	Cleveland	4	0	1	3	3.0	3	0	0	0	-	-	0

CAREER MILESTONES: NFL debut: at Mia., 9/25/16.



PAYTON continued

JORDAN PAYTON ▶ GAME-BY-GAME STATISTICS

2016, CLEVELAND

Date	Opp	GP	GS	No	Yds	Avg	Lg	TD
09/11	at Phi-L							
				inactive -- coach's decision				
09/18	Bal-L							
				inactive -- coach's decision				
09/25	at Mia-L	1		0	0	-	-	0
10/2	at Was-L							
				active -- did not play				
10/9	NE-L							
				active -- did not play				
10/16	at Ten-L	1		0	0	-	-	0
10/23	at Cin-L	1		0	0	-	-	0
10/30	NYJ-L	1		1	3	3.0	3	0
11/6	Dal-L							
				inactive -- coach's decision				
11/10	at Bal-L							
				inactive -- coach's decision				
11/20	Pit-L							
				inactive -- coach's decision				
11/27	NYG-L							
				inactive -- coach's decision				
12/11	Cin-L							
				reserve/suspended by commissioner				
12/18	at Buf-L							
				reserve/suspended by commissioner				
12/24	SD-W							
				reserve/suspended by commissioner				
1/1	at Pit-L							
				reserve/suspended by commissioner				
2016 TOTALS		4	0	1	3	3.0	3	0

BROWNS COMPENSATORY PICK HISTORY

The Browns have been awarded 13 compensatory draft picks, including a combined seven in the past two NFL Drafts (four in 2017; three in 2016). The 2017 NFL Draft marked the first year that compensatory selections could be traded to other teams.

Under the rules for compensatory draft selections, a team losing more or better compensatory free agents than it acquires in the previous year is eligible to receive compensatory draft picks. The number of picks a team receives equals the net loss of compensatory free agents up to a maximum of four. Compensatory free agents are determined by a formula based on salary, playing time and postseason honors. The formula was developed by the NFL Management Council. Not every free agent lost or signed by a club is covered by this formula.

Browns Compensatory Draft Picks (1994-2017)

Year	Round (overall)	Player	Pos.	School
2001	7 (245)	Andre King	WR	Miami (Fla.)
2011	7 (248)	Eric Hagg	DB	Nebraska
2012	6 (204)	Emmanuel Acho	LB	Texas
2012	6 (205)	Billy Winn	DL	Boise State
2012	7 (245)	Trevin Wade	DB	Arizona
2012	7 (247)	Brad Smelley	TE	Alabama
2016	4 (138)	Seth DeValve	TE	Princeton
2016	5 (172)	Rashard Higgins	WR	Colorado State
2016	5 (173)	Trey Caldwell	DB	Louisiana-Monroe
2017	3 (103)	Traded to New England (LB Jamie Collins Sr. trade in 2016)		
2017	4 (139)	Traded to Philadelphia during 2016 NFL Draft		
2017	4 (142)	Traded to Houston during 2017 NFL Draft		
2017	5 (181)	Traded to NY Jets during 2017 NFL Draft		



25 CALVIN PRYOR III



POSITION ▶ DEFENSIVE BACK
SCHOOL ▶ LOUISVILLE

HT: 5-11 | WT: 207 | BORN: 7/2/92 | ACQUIRED: TR. (NYJ) - '17 | NFL EXPERIENCE: 4TH YEAR

Originally drafted by the New York Jets in the first round (18th overall) of the 2014 NFL Draft...Traded by the Jets to the Cleveland Browns on June 1, 2017.

SEASONAL REVIEWS:

2016: Started a career-high 15 games...Finished third on the team and led all Jets defensive backs with a career-high 79 tackles...Added six passes defended and one forced fumble...(9/25) at KC: Registered a season-high eight tackles...(11/13) vs. LA: Notched seven tackles and forced a fumble, stripping RB Benny Cunningham of the ball in the first quarter.

2015: Started 12 of 13 games he appeared in, posting 71 tackles, six passes defended, two interceptions and a forced fumble...Spearheaded a secondary that produced all 18 of the team's interceptions and held opposing QBs to a league-low 57.1% completion percentage...(9/13) vs. Cle.: Tallied nine tackles, two passes defended and a his first-career forced fumble...(9/21) at Ind.: Collected five tackles and intercepted QB Andrew Luck, notching his first career interception...(12/19) at Dal.: Notched five tackles and an interception.

2014: Appeared in all 16 games as a rookie, making 11 starts at safety...Recorded 67 tackles, two passes defended and half a sack...(9/7) vs. Oak: Made his first career start at safety...Recorded three tackles and two passes defended.

College: Attended the University of Louisville where he started 32 of 38 career games, recording 218 tackles (137 solo), including 11 for loss, two sacks, seven

AT A GLANCE

- ▶ Traded from New York Jets to Cleveland before the start of the 2017 season.
- ▶ Former first round draft pick out of Louisville entering his fourth season in the NFL and first with the Browns.
- ▶ Inducted to the Port St. Joe (Fla.) High School Hall of Fame in 2015.

interceptions and 14 passes defended...Also forced nine fumbles and recovered five others...Started all 12 games as a senior in 2013, notching 75 tackles (54 solo), including 5.5 for a loss of 15-plus yards...Also added three interceptions, four passes defended, two forced fumbles and one fumble recovery...Majored in communications.

Personal: Native of Port St. Joe, Fla...**High School:** Standout at both running back and safety ...Played in the North-South All-Star Game as a senior...Inducted to the Port St. Joe High School Hall of Fame in 2015...**Community Involvement:** Donated more than 1,000 backpacks filled with school supplies to his high school.

CALVIN PRYOR ▶ CAREER STATISTICS

Year	Team	GP	GS	TACKLES				Yds	INTERCEPTIONS					FUMBLES		
				Tot	Solo	Asst	Sk		No	Yds	Lg	TD	PD	FF	FR	Yds
2014	N.Y. Jets	16	11	55	30	25	0.5	1.5	0	0	-	0	2	0	0	0
2015	N.Y. Jets	13	12	69	50	19	0.0	0.0	2	47	29	0	6	1	0	0
2016	N.Y. Jets	15	15	60	43	17	0.0	0.0	0	0	-	0	6	1	0	0
NFL totals (three years)		44	38	184	123	61	0.5	1.5	2	47	29	0	14	2	0	0

ADDITIONAL STATISTICS:

Multiple-interception games – None. **Career interceptions** – Andrew Luck (1), Kellen Moore (1). **Career sacks** – Matthew Stafford (0.5). **Career forced fumbles** – Josh McCown (1), Benny Cunningham (1). **Special-teams tackles** – 6 in 2014, 2 in 2016; NFL total: 8.

SINGLE-GAME HIGHS & CAREER MILESTONES: TACKLES: Total – 10, vs. Cle., 9/13/15. Solo – 8, vs. Cle., 9/13/15. **INTERCEPTIONS:** 1, twice: at Ind., 9/21/15; at Dal., 12/19/15. **Yards** – 29, at Ind., 9/21/15. **Long** – 62, at Pit., 10/17/10. **TDs** – None. **PASSES DEFENSED:** 2, three times; vs. Oak., 9/7/14; at NYG, 12/6/15; at Cle., 10/30/16. **SACKS:** 0.5, vs. Det., 9/28/14. **FUMBLES:** Forced – 1, twice; vs. Cle., 9/13/15; vs. LA, 11/13/16. **Recovered** – None. **NFL debut:** started at safety vs. Oak., 9/7/14. **First NFL interception:** at Ind., 9/21/15 (A. Luck). **First NFL sack:** vs. Det., 9/28/14 (M. Stafford). **Last NFL INT** – at Dal., 12/19/15 (K. Moore).



PRYOR III continued

CALVIN PRYOR ▶ GAME-BY-GAME STATISTICS

2016, NEW YORK JETS

Date	Opp	GP	GS	Tot	So	As	Sk	Yd	Int	Yd	Lg	TD	PD	FF	FR
09/11	Cin-L	1	SS	0	0	0	0.0	0.0	0	-	-	0	0	0	0
09/15 at	Buf-W	1	SS	4	2	2	0.0	0.0	0	-	-	0	0	0	0
09/25 at	KC-L	1	SS	3	3	0	0.0	0.0	0	-	-	0	0	0	0
10/02	Sea-L	1	SS	7	5	2	0.0	0.0	0	-	-	0	0	0	0
10/09 at	Pit-L	1	SS	5	5	0	0.0	0.0	0	-	-	0	0	0	0
10/17 at	Ari-L	1	SS	5	5	0	0.0	0.0	0	-	-	0	0	0	0
10/23	Bal-W	1	SS	4	3	1	0.0	0.0	0	-	-	0	0	0	0
10/30 at	Cle-W	1	SS	3	3	0	0.0	0.0	0	-	-	0	2	0	0
11/06 at	Mia-L	1	SS	3	3	0	0.0	0.0	0	-	-	0	1	0	0
11/13	LAR-L	1	SS	5	3	2	0.0	0.0	0	-	-	0	1	1	0
11/27	NE-L	1	SS	3	2	1	0.0	0.0	0	-	-	0	1	0	0
11/27 at	Ind-L														
inactive -- concussion															
12/11 at	SF-W	1	SS	4	2	2	0.0	0.0	0	-	-	0	0	0	0
12/18	Mia-L	1	SS	6	4	2	0.0	0.0	0	-	-	0	0	0	0
12/24 at	NE-L	1	SS	6	2	4	0.0	0.0	0	-	-	0	0	0	0
01/01	Buf-W	1	SS	2	1	1	0.0	0.0	0	-	-	0	1	0	0
2016 TOTALS		15	15	60	43	17	0.0	0.0	0	-	-	0	6	1	0

2015, NEW YORK JETS

Date	Opp	GP	GS	Tot	So	As	Sk	Yd	Int	Yd	Lg	TD	PD	FF	FR
09/13	Cle-W	1	FS	10	8	2	0.0	0.0	0	-	-	0	0	1	0
09/21 at	Ind-W	1	SS	5	3	2	0.0	0.0	1	29	29	0	1	0	0
09/27	Phi-L	1	SS	5	2	3	0.0	0.0	0	-	-	0	0	0	0
10/04 at	Mia-W	1	SS	3	3	0	0.0	0.0	0	-	-	0	0	0	0
10/18	Was-W	1	SS	7	5	2	0.0	0.0	0	-	-	0	0	0	0
10/25 at	NE-L	1	SS	6	6	0	0.0	0.0	0	-	-	0	0	0	0
11/01 at	Oak-L														
inactive -- ankle															
11/08	Jax-W														
inactive -- ankle															
11/12	Buf-L														
inactive -- ankle															
11/22 at	Hou-L	1	SS	6	5	1	0.0	0.0	0	-	-	0	1	0	0
11/29	Mia-W	1	SS	7	5	2	0.0	0.0	0	-	-	0	1	0	0
12/06 at	NYG-W	1	SS	4	2	2	0.0	0.0	0	-	-	0	2	0	0
12/13	Ten-W	1		4	2	2	0.0	0.0	0	-	-	0	0	0	0
12/19 at	Dal-W	1	SS	4	4	0	0.0	0.0	1	18	18	0	1	0	0
12/27	NE-W	1	SS	7	4	3	0.0	0.0	0	-	-	0	0	0	0
01/03 at	Buf-L	1	SS	1	1	0	0.0	0.0	0	-	-	0	0	0	0
2015 TOTALS		13	12	69	50	19	0.0	0.0	2	47	29	0	6	1	0

2014, NEW YORK JETS

Date	Opp	GP	GS	Tot	So	As	Sk	Yd	Int	Yd	Lg	TD	PD	FF	FR
09/07	Oak-W	1	FS	3	2	1	0.0	0.0	0	-	-	0	2	0	0
09/14 at	GB-L	1	FS	5	3	2	0.0	0.0	0	-	-	0	0	0	0
09/22	Chi-L	1	FS	5	2	3	0.0	0.0	0	-	-	0	0	0	0
09/28	Det-L	1	FS	3	0	3	0.5	1.5	0	-	-	0	0	0	0
10/05 at	SD-L	1		1	1	0	0.0	0.0	0	-	-	0	0	0	0
10/12	Den-L	1	FS	5	2	3	0.0	0.0	0	-	-	0	0	0	0
10/16 at	NE-L	1		7	4	3	0.0	0.0	0	-	-	0	0	0	0
10/26	Buf-L	1	FS	2	0	2	0.0	0.0	0	-	-	0	0	0	0
11/02 at	KC-L	1	FS	1	1	0	0.0	0.0	0	-	-	0	0	0	0
11/09	Pit-W	1		0	0	0	0.0	0.0	0	-	-	0	0	0	0
11/24 at	Buf-L	1		2	1	1	0.0	0.0	0	-	-	0	0	0	0
12/01	Mia-L	1		3	3	0	0.0	0.0	0	-	-	0	0	0	0
12/07 at	Min-L	1	FS	0	0	0	0.0	0.0	0	-	-	0	0	0	0
12/14 at	Ten-W	1	FS	5	4	1	0.0	0.0	0	-	-	0	0	0	0
12/21	NE-L	1	FS	8	2	6	0.0	0.0	0	-	-	0	0	0	0
12/28 at	Mia-W	1	FS	5	5	0	0.0	0.0	0	-	-	0	0	0	0
2014 TOTALS		16	11	55	30	25	0.5	1.5	0	-	-	0	2	0	0

STAFF

PLAYERS

2017 SEASON

HISTORY

RECORDS

GAME DAY



62 AUSTIN REITER



POSITION ▶ **OFFENSIVE LINE**

SCHOOL ▶ **SOUTH FLORIDA**

HT: 6-2 | WT: 300 | BORN: 11/27/91 | ACQUIRED: FA - '16 | NFL EXPERIENCE: 2ND YEAR

Originally selected by the Washington Redskins in the seventh round (222nd overall) of the 2015 NFL Draft...Waived by the Redskins on Sept. 5, 2015...Signed to the Redskins' practice squad on Sept. 29, 2015...Signed by the Redskins on Jan. 11, 2016...Waived by the Redskins on Sept. 13, 2016...Signed to the Redskins' practice squad on Sept. 15, 2016...Signed to the Cleveland Browns' active roster on Sept. 20, 2016.

SEASONAL REVIEWS:

2016: Started one game at C...Helped Browns finish second in NFL with 4.89 rush avg., highest by Cleveland since 1966...Inactive for Week 1 and spent Week 2 on Washington's practice squad before being signed by the Browns...(10/2) at Was.: Started at C in NFL debut... Helped team rush for 163 yards...Sustained knee injury in fourth quarter and did not return...Placed on injured reserve on Oct. 10.

2015: Spent the season on the Redskins' practice squad.

College: Played 46 games with 36 starts at South Florida...Started all 12 games at center as a senior in 2014, earning team's Offensive Lineman Award and Tough Man Award...Started 12 games as a junior in 2013... Started 12 games as a sophomore in 2012...Earned two bachelor's degrees in communications and public health, respectively.

Personal: Born Austin Joseph Reiter...Native of Bradenton, Fla...Father, Richard, played offensive line for the Los Angeles Rams...Uncle, T.J. Poelking, played football

AT A GLANCE

- ▶ Made his NFL debut starting at center in Week 4 in 2016 and helped the Browns rush for 163 yards but sustained a fourth quarter knee injury that cost him the rest of the season.
- ▶ Father, Richard, played offensive line for the Los Angeles Rams.
- ▶ Self-proclaimed handy-man, noting the ability to fix just about anything.

at the University of Louisville...**High School:** Attended Lakewood Ranch High School in Bradenton, Fla...**Community Involvement:** Worked with elementary school students to promote PLAY 60 initiatives...Assembled care packages for domestic violence victims in collaboration with Fear 2 Freedom in the Washington D.C. area...**Hobbies/Interests:** Self-proclaimed handy-man, noting the ability to fix just about anything...Fan of all Quentin Tarantino films...Lists Pulp Fiction as his favorite.

AUSTIN REITER ▶ CAREER STATISTICS

Year	Team	GP	GS
2016	Cleveland	1	1

CAREER MILESTONES: NFL debut: at Was., 10/2/16. First NFL start: at Was., 10/2/16.



VETERANS

39 ED REYNOLDS II



POSITION ▶ DEFENSIVE BACK

SCHOOL ▶ STANFORD

HT: 6-1 | WT: 207 | BORN: 10/18/91 | ACQUIRED: FA - '16 | NFL EXPERIENCE: THIRD YEAR

Originally drafted by the Philadelphia Eagles in the fifth round (162nd overall) of the 2014 NFL Draft...Waived by the Eagles on Aug. 30, 2014...Added to the Eagles' practice squad on Aug. 31, 2014...Signed by the Eagles on Dec. 30, 2014...Waived by the Eagles on Sept. 5, 2015...Added to the Eagles' practice squad on Sept. 6, 2015...Elevated to the Eagles' active roster on Dec. 20, 2015...Waived by the Eagles on Sept. 3, 2016...Added to the Cleveland Browns' practice squad on Sept. 5, 2016...Elevated to the Browns' active roster on Oct. 18, 2016.

SEASONAL REVIEWS:

2016: Played in final 10 games with seven starts... Totaled career-high 40 tackles and one sack...Added six special-teams tackles...Spent first six weeks of the season on Browns' practice squad...(1/1/17) at Pit.: Sacked Landry Jones for first career sack.

2015: Appeared in six regular season games with three starts...Totaled 21 tackles and one INT...(12/13) vs. Buf.: Recorded first career interception.

2014: Spent the season on the Eagles' practice squad.

College: Appeared in 42 games with 27 starts at Stanford...Totaled 181 tackles, 27 passes defended, and seven INTs (including six returned for TDs)...As a senior in 2013, appeared in all 14 games and recorded 87 tackles, four passes defended and one INT on way to earning All-America and All-Pac-12 honors...As a junior in 2012, appeared in all 14 games and recorded a team-high six INTs (including a school-record three INTs returned for TDs), 47 tackles and 11 passes defended on way to earning All-America and All-Pac-12 honors... Finished with 301 INT return yards, second-most in a single-season in NCAA history...As a sophomore in 2011, missed the season due to injury...As a freshman in 2010, appeared in five games and recorded six tackles...Majoring in political science...Completed coursework at Stanford this offseason towards earning his degree.

Personal: Native of Stoneville, N.C...Father, Ed Reynolds Sr., played linebacker for the Patriots and Giants for 10 seasons...Spent his high school summer vacations working as a ball boy at Giants Training Camp...
High School: Attended Woodberry Forest High School

AT A GLANCE

- ▶ Father, Ed Reynolds Sr., played linebacker for the Patriots (1983-91) and Giants (1992).
- ▶ Finished with 301 INT return yards at Stanford in 2012, second-most in a single-season in NCAA history.
- ▶ Completed coursework at Stanford this offseason towards earning his degree.
- ▶ Spent his high school summer vacations working as a ball boy at Giants Training Camp. His responsibilities included cleaning helmets, scrubbing footballs and attending to the jugs machine.
- ▶ As a high school junior, studied abroad and played rugby at Hilton College in KwaZulu-Natal, South Africa.

in Woodberry Forest, Va., where he helped the school to three straight Virginia Prep League titles and earned all-state honors as both a junior and senior...Also named the 2009 Virginia Prep League co-Player of the Year... Following football season as a junior, studied abroad and played rugby at Hilton College in KwaZulu-Natal, South Africa...Also lettered in track and field...**Hobbies/Interests:** Collects records by the likes of Jimi Hendrix, Kendrick Lamar and more...World traveler, most recently vacationing in Copenhagen...Spends most of his free time playing with his dog, Beaux, a pitbull-mix.



REYNOLDS II continued

ED REYNOLDS II ► CAREER STATISTICS

Year	Team	GP GS		TACKLES					INTERCEPTIONS					FUMBLES		
		Tot	Solo	Asst	Sk	Yds	No	Yds	Lg	TD	PD	FF	FR	Yds		
2015	Philadelphia	6	3	21	16	5	0.0	0.0	1	7	7	0	1	0	0	0
2016	Cleveland	10	7	40	27	13	1.0	10.0	0	0	-	0	1	0	0	0
NFL totals (two years)		16	10	61	43	18	1.0	10.0	1	7	7	0	2	0	0	0

ADDITIONAL STATISTICS: Multiple-interception games – None. **Career interceptions** – Tyrod Taylor (1). **Career sacks** – Landry Jones (1.0). **Special-teams tackles** – 6 in 2016.

SINGLE-GAME HIGHS & CAREER MILESTONES: **TACKLES:** Total – 7, three times; last: vs. SD, 12/24/16. **Solo** – 5, four times; last: at Buf., 12/18/16. **SACKS:** None. **FUMBLES:** **Forced** – None. **Recovered** – None. **INTERCEPTIONS:** 1, vs. Buf., 12/13/15. **Yards** – 7, vs. Buf., 12/13/15. **TDs** – None. **Long** – 7, vs. Buf., 12/13/15. **PASSES DEFENSED:** 1, twice: vs. Buf., 12/13/15. **NFL debut:** at Det., 11/26/15. **First NFL start:** vs. Ari., 12/20/15. **First NFL interception:** vs. Buf., 12/13/15 (T. Taylor). **First NFL sack:** Landry Jones, at Pit., 1/1/17.

ED REYNOLDS II ► GAME-BY-GAME STATISTICS

2016, CLEVELAND

Date	Opp	GP	GS	Tot	So	As	Sk	Yd	Int	Yd	Lg	TD	PD	FF	FR	
09/11 at	Phi-L						***practice squad***									
09/18	Bal-L						***practice squad***									
09/25 at	Mia-L						***practice squad***									
10/2 at	Was-L						***practice squad***									
10/9	NE-L						***practice squad***									
10/16 at	Ten-L						***practice squad***									
10/23 at	Cin-L	1		0	0	0	0.0	0.0	0	0	-	0	0	0	0	
10/30	NYJ-L	1		0	0	0	0.0	0.0	0	0	-	0	0	0	0	
11/6	Dal-L	1		5	3	2	0.0	0.0	0	0	-	0	0	0	0	
11/10 at	Bal-L	1	S	6	5	1	0.0	0.0	0	0	-	0	0	0	0	
11/20	Pit-L	1	FS	5	4	1	0.0	0.0	0	0	-	0	0	0	0	
11/27	NYG-L	1	S	5	2	3	0.0	0.0	0	0	-	0	0	0	0	
12/11	Cin-L	1	FS	1	1	0	0.0	0.0	0	0	-	0	0	0	0	
12/18 at	Buf-L	1	FS	7	5	2	0.0	0.0	0	0	-	0	0	0	0	
12/24	SD-W	1	FS	7	4	3	0.0	0.0	0	0	-	0	0	0	0	
01/1 at	Pit-L	1	FS	4	3	1	1.0	10.0	0	0	-	0	1	0	0	
2016 TOTALS		10	7	40	27	13	1.0	10.0	0	0	-	0	1	0	0	

2015, PHILADELPHIA EAGLES

Date	Opp	GP	GS	Tot	So	As	Sk	Yd	Int	Yd	Lg	TD	PD	FF	FR	
09/14 at	Atl-L						***practice squad***									
09/20	Dal-L						***practice squad***									
09/27 at	NYJ-W						***practice squad***									
10/4 at	Was-L						***practice squad***									
10/11	NO-W						***practice squad***									
10/19	NYG-W						***practice squad***									
10/25 at	Car-L						***practice squad***									
11/08 at	Dal-W						***practice squad***									
11/15	Mia-L						***practice squad***									
11/22	TB-L						***practice squad***									
11/26 at	Det-L	1		1	1	0	0.0	0.0	0	0	-	0	0	0	0	
12/06 at	NE-W	1		5	4	1	0.0	0.0	0	0	-	0	0	0	0	
12/13	Buf-W	1		1	1	0	0.0	0.0	1	7	7	0	1	0	0	
12/20	Ari-L	1	S	1	0	1	0.0	0.0	0	0	-	0	0	0	0	
12/26	Was-L	1	S	6	5	1	0.0	0.0	0	0	-	0	0	0	0	
01/03 at	NYG-W	1	S	7	5	2	0.0	0.0	0	0	-	0	0	0	0	
2015 TOTALS		6	3	21	16	5	0.0	0.0	1	7	7	0	1	0	0	



VETERANS

53 JOE SCHOBERT



POSITION ▶ LINEBACKER

SCHOOL ▶ WISCONSIN

HT: 6-1 | WT: 245 | BORN: 11/6/93 | ACQUIRED: D4A - '16 | NFL EXPERIENCE: 2ND YEAR

Selected by the Cleveland Browns in the fourth round (99th overall) of the 2016 NFL Draft.

SEASONAL REVIEWS:

2016: Led team with 14 special-teams tackles...Played in all 16 games with four starts...Totaled 16 tackles, one half-sack and one pass defended...(10/30) vs. NYJ: Split sack on Ryan Fitzpatrick with Danny Shelton in first quarter, earning first half-sack of career.

College: Played in 45 career games at Wisconsin with 28 starts...Amassed 172 tackles, 13.5 sacks and seven forced fumbles...Earned All-America honors in 2015, along with being named the Butkus-Fitzgerald Big Ten Linebacker of the Year and the Jimmy Demetral Team MVP...Started all 13 games as a senior captain, totaling 79 tackles, 9.5 sacks and five forced fumbles...Started all 14 games as a junior, recording 69 tackles, seven pass defended, two forced fumbles, and one fumble recovery...Played in all 13 games, making one start...Tallied 24 tackles, three passes defended and one sack... Played in five games as a freshman in 2012...Majored in forest science.

Personal: Given name is Joseph Robert Schobert...Native of Cudahy, Wis...Earned a spot at Wisconsin in 2012 as a walk-on after receiving no scholarship offers from any colleges...Can juggle and prides himself on his elaborate dunking ability...**High School:** Attended Waukesha West High School in Waukesha, Wis...Two-time captain... Earned all-state and all-region recognition as a senior, while being named county and conference player of the year...Set the state championship rushing record as a

AT A GLANCE

- ▶ Earned a spot at Wisconsin in 2012 as a walk-on after receiving no scholarship offers from any colleges.
- ▶ Earned All-America honors in 2015, along with being named the Butkus-Fitzgerald Big Ten Linebacker of the Year and the Jimmy Demetral Team MVP in 2015.
- ▶ Prides himself on his dunking ability and won the 2012 Wisconsin Football Coaches Association All-Star game dunk contest after a between the legs throw down.

junior, earning all-state, all-region and all-conference honors at running back and safety...Also lettered in basketball, baseball and track...Two-time all-conference selection for basketball...Placed third in the state in high jump as a senior...**Community Involvement:** Active in the Cleveland community, volunteering for numerous football camps and hospital visits...**Hobbies/Interests:** Enjoys reading, fishing and golfing...Lists the Harry Potter series as his favorite books...Cites alternative as his favorite type of music and One Republic as his favorite band...Favorite movie is Captain America: Civil War and favorite TV shows are Parks and Recreation and The Office.

JOE SCHOBERT ▶ CAREER STATISTICS

Year	Team	TACKLES							INTERCEPTIONS					FUMBLES		
		GP	GS	Tot	Solo	Asst	Sk	Yds	No	Yds	Lg	TD	PD	FF	FR	Yds
2016	Cleveland	16	4	16	11	5	0.5	3.0	0	0	-	0	1	0	0	0

ADDITIONAL STATISTICS: Career sacks – Ryan Fitzpatrick (0.5). **Special-teams tackles** – 14. **SINGLE-GAME HIGHS & CAREER MILESTONES:** **TACKLES:** Total – 4, at Was., 10/2/16. Solo – 2, three times; last: at Pitt., 1/1/17. **SACKS:** 0.5, vs. NYJ, 10/30/16. **FUMBLES:** Forced – None. Recovered – None. **PASSES DEFENSED:** 1, at Phi., 9/11/16. **NFL debut:** at Phi., 9/11/16. **First NFL start:** at Bal., 9/18/16. **First NFL sack:** 0.5, vs. NYJ, 10/30/16 (R. Fitzpatrick).



SCHOBERT continued

JOE SCHOBERT ▶ GAME-BY-GAME STATISTICS

2016, CLEVELAND

Date	Opp	GP	GS	Tot	So	As	Sk	Yd	Int	Yd	Lg	TD	PD	FF	FR
09/11	at Phi-L	1		1	1	0	0.0	0.0	0	0	-	0	1	0	0
09/18	Bal-L	1	OLB	1	1	0	0.0	0.0	0	0	-	0	0	0	0
09/25	at Mia-L	1		0	0	0	0.0	0.0	0	0	-	0	0	0	0
10/2	at Was-L	1		4	1	3	0.0	0.0	0	0	-	0	0	0	0
10/9	NE-L	1		2	2	0	0.0	0.0	0	0	-	0	0	0	0
10/16	at Ten-L	1	OLB	0	0	0	0.0	0.0	0	0	-	0	0	0	0
10/23	at Cin-L	1		0	0	0	0.0	0.0	0	0	-	0	0	0	0
10/30	NYJ-L	1	OLB	3	2	1	0.5	3.0	0	0	-	0	0	0	0
11/6	Dal-L	1		0	0	0	0.0	0.0	0	0	-	0	0	0	0
11/10	at Bal-L	1		0	0	0	0.0	0.0	0	0	-	0	0	0	0
11/20	Pit-L	1		1	1	0	0.0	0.0	0	0	-	0	0	0	0
11/27	NYG-L	1		0	0	0	0.0	0.0	0	0	-	0	0	0	0
12/11	Cin-L	1		0	0	0	0.0	0.0	0	0	-	0	0	0	0
12/18	at Buf-L	1		2	1	1	0.0	0.0	0	0	-	0	0	0	0
12/24	SD-W	1		0	0	0	0.0	0.0	0	0	-	0	0	0	0
01/1	at Pit-L	1	OLB	2	2	0	0.0	0.0	0	0	-	0	0	0	0
2016 TOTALS		16	4	16	11	5	0.5	3.0	0	0	-	0	1	0	0

SCHOBERT'S SPECIAL

Last season, LB Joe Schobert led the Browns with 14 special teams tackles (13 solo) during his rookie season. According to press box totals, Schobert amassed 12 special teams tackles (8 solo) to finish tied for first among rookies and tied for ninth among all NFL players in 2016.

MOST SPECIAL TEAMS TACKLES AMONG ROOKIES, 2016

Player	Team	Total
1. LB Joe Schobert	Cleveland	12
WR Aaron Burbridge	San Francisco	12
WR Johnny Holton	Oakland	12
LB Tyler Matakevich	Pittsburgh	12



VETERANS

55 DANNY SHELTON



POSITION ▶ DEFENSIVE LINE

SCHOOL ▶ WASHINGTON

HT: 6-2 | WT: 335 | BORN: 8/20/93 | ACQUIRED: D1A -15 | NFL EXPERIENCE: 3RD YEAR

Originally drafted by the Cleveland Browns in the first round (12th overall) of the 2015 NFL Draft.

SEASONAL REVIEWS:

2016: Started all 16 games...Led Browns DL with 59 tackles...Added 1.5 sacks...Named finalist for Polynesian Pro Football Player of the Year...(9/18) vs. Bal.: Registered career-high eight tackles...(10/16) at Ten.: Earned first career sack, dropping Marcus Mariota.

2015: Started 15 of 16 games...Collected 36 tackles...(9/13) at NYJ: In NFL debut, started at NT, notching two tackles.

College: Played in 53 career games at Washington...Only player in the nation in 2014 to earn first-team All-America honors and first-team Academic All-America honors... Totaled 208 career tackles and 11.5 sacks... Started all 14 games as a senior...First Washington player to earn Academic All-American First-Team honors since 1991... Led the nation with five fumble recoveries...Finished his senior season with 93 tackles, 16.5 tackles for loss and nine sacks...Named to Pac-12 All-Academic first team and All-Pac-12 honorable mention as a junior, starting in all 13 games...Totaled 59 tackles and two sacks on the season...Started all 13 games as a sophomore, totaling 45 tackles on the year...Recipient of Pac-12 All-Academic first-team honors and All-Pac-12 honorable mention...Played in all 13 games as a true freshman... Totaled 11 tackles on the year...Also threw shot put for the Washington track and field team in 2012 and 2013, placing ninth and 11th at the Pac-12 Championships, respectively...Graduated with a degree in anthropology.

Personal: Given name Danny Sailieupumoni Shelton... Middle name means search for the truth...Family calls him Saili, short for his middle name...Born in Sacramento, Calif...Native of Auburn, Wash...Passionate about family and his Polynesian heritage...Changed his jersey number from 71 to 55 after his rookie season to honor legendary Polynesian Junior Seau and his late brother Skeevie, who both wore 55...Brother, Kevin, played defensive end at Idaho from 2013-16...Traveled to Tahiti where he studied colonialism abroad during his junior and senior years at Washington...Family refers to him

AT A GLANCE

- ▶ Passionate about family and his Polynesian heritage, studied anthropology at Washington to connect with his culture.
- ▶ Changed his jersey number from 71 to 55 after his rookie season to honor legendary Polynesian Junior Seau and his late brother 'Skeevie', who both wore 55.
- ▶ A dog lover, who owns two huskies, a pit bull and a French bulldog and would like to open a shelter someday.
- ▶ Only player in the nation in 2014 to earn first-team All-America honors and first-team Academic All-America honors.

as 'The Vacuum' based on the amount of food he can eat...**High School:** Attended Auburn High School in Auburn, Wash...4A all-state first-team selection as a senior in 2010 and a junior in 2009...Named both the South Puget Sound League 4A North's Offensive Lineman of the Year and Defensive Lineman of the Year twice...First-team All-SPSL selection for offensive and defensive line as a sophomore, junior and senior...Also threw shot put for the track & field team and wrestled...Won the state 4A shot put championship as a senior with a throw of 60-feet, 1-inch...**Community Involvement:** Interested in giving back and doing volunteer work with animal shelters... Active in the Cleveland community, volunteering for numerous football camps, hospital visits and military appreciation events...Named the American Legion Man of the Year in 2016...**Hobbies/Interests:** Enjoys spending his spare time with his dogs; Huskies, Juicy and Mojo, pit bull, Moni and French bulldog, Juju...Passionate about dogs and would like to open a shelter someday...Lists island music as his favorite type of music.

STAFF

PLAYERS

2017 SEASON

HISTORY

RECORDS

GAME DAY



SHELTON continued

DANNY SHELTON ▶ CAREER STATISTICS

Year	Team	GP	GS	TACKLES				Yds	INTERCEPTIONS					FUMBLES			
				Tot	Solo	Asst	Sk		No	Yds	Lg	TD	PD	FF	FR	Yds	
2015	Cleveland	16	15	36	19	17	0.0	0.0	0	0	-	0	0	0	0	0	0
2016	Cleveland	16	16	59	32	27	1.5	13.0	0	0	-	0	0	0	0	0	0
NFL totals (two years)		32	31	95	51	44	1.5	13.0	0	0	-	0	0	0	0	0	0

ADDITIONAL STATISTICS: Multiple-sack games – None. **Career sacks** – Marcus Mariota (1.0), Ryan Fitzpatrick (0.5). **SINGLE-GAME HIGHS & CAREER MILESTONES:** **TACKLES:** Total – 8, vs. Bal., 9/18/16. **Solo** – 5, twice: at Ten., 10/16/16; vs. Cin., 12/11/16. **SACKS:** 1, at Ten., 10/16/16. **FUMBLES:** **Forced** – None. **Recovered** – None. **PASSES DEFENSED:** None. **NFL debut:** at NYJ., 9/13/15. **First NFL start:** at NYJ., 9/13/15. **First NFL sack:** at Ten., 10/16/16 (Marcus Mariota).

DANNY SHELTON ▶ GAME-BY-GAME STATISTICS

2016, CLEVELAND

Date	Opp	GP	GS	Tot	So	As	Sk	Yd	Int	Yd	Lg	TD	PD	FF	FR
09/11	at Phi-L	1	NT	4	3	1	0.0	0.0	0	0	-	0	0	0	0
09/18	Bal-L	1	NT	8	2	6	0.0	0.0	0	0	-	0	0	0	0
09/25	at Mia-L	1	NT	3	3	0	0.0	0.0	0	0	-	0	0	0	0
10/2	at Was-L	1	NT	3	0	3	0.0	0.0	0	0	-	0	0	0	0
10/9	NE-L	1	NT	4	1	3	0.0	0.0	0	0	-	0	0	0	0
10/16	at Ten-L	1	NT	5	5	0	1.0	10.0	0	0	-	0	0	0	0
10/23	at Cin-L	1	NT	3	3	0	0.0	0.0	0	0	-	0	0	0	0
10/30	NYJ-L	1	NT	3	2	1	0.5	3.0	0	0	-	0	0	0	0
11/6	Dal-L	1	NT	3	1	2	0.0	0.0	0	0	-	0	0	0	0
11/10	at Bal-L	1	NT	5	2	3	0.0	0.0	0	0	-	0	0	0	0
11/20	Pit-L	1	NT	2	1	1	0.0	0.0	0	0	-	0	0	0	0
11/27	NYG-L	1	NT	2	1	1	0.0	0.0	0	0	-	0	0	0	0
12/11	Cin-L	1	NT	7	5	2	0.0	0.0	0	0	-	0	0	0	0
12/18	at Buf-L	1	NT	3	2	1	0.0	0.0	0	0	-	0	0	0	0
12/24	SD-W	1	DT	1	0	1	0.0	0.0	0	0	-	0	0	0	0
01/1	at Pit-L	1	NT	3	1	2	0.0	0.0	0	0	-	0	0	0	0
2016 TOTALS		16	16	59	32	27	1.5	13.0	0	0	-	0	0	0	0

2015, CLEVELAND

Date	Opp	GP	GS	Tot	So	As	Sk	Yd	Int	Yd	Lg	TD	PD	FF	FR
09/13	NYJ-L	1	NT	2	1	1	0.0	0.0	0	-	-	0	0	0	0
09/20	Ten-W	1	NT	4	2	2	0.0	0.0	0	-	-	0	0	0	0
09/27	Oak-L	1	NT	5	1	4	0.0	0.0	0	-	-	0	0	0	0
10/04	at SD-L	1	NT	0	0	0	0.0	0.0	0	-	-	0	0	0	0
10/11	at Bal-W	1	NT	2	1	1	0.0	0.0	0	-	-	0	0	0	0
10/18	Den-L	1	NT	1	0	1	0.0	0.0	0	-	-	0	0	0	0
10/25	at StL-L	1	NT	0	0	0	0.0	0.0	0	-	-	0	0	0	0
11/01	Ari-L	1	NT	3	2	1	0.0	0.0	0	-	-	0	0	0	0
11/05	at Cin-L	1	NT	2	2	0	0.0	0.0	0	-	-	0	0	0	0
11/15	at Pit-L	1	NT	1	1	0	0.0	0.0	0	-	-	0	0	0	0
11/30	Bal-L	1	NT	1	0	1	0.0	0.0	0	-	-	0	0	0	0
12/06	Cin-L	1	NT	4	2	2	0.0	0.0	0	-	-	0	0	0	0
12/13	SF-W	1	NT	1	1	0	0.0	0.0	0	-	-	0	0	0	0
12/20	at Sea-L	1	NT	7	4	3	0.0	0.0	0	-	-	0	0	0	0
12/27	at KC-L	1	NT	2	2	0	0.0	0.0	0	-	-	0	0	0	0
01/03	Pit-L	1		1	0	1	0.0	0.0	0	-	-	0	0	0	0
2015 TOTALS		16	15	36	19	17	0.0	0.0	0	-	-	0	0	0	0



VETERANS

21 JAMAR TAYLOR

POSITION ▶ DEFENSIVE BACK

SCHOOL ▶ BOISE STATE

HT: 5-11 | WT: 192 | BORN: 9/29/90 | ACQUIRED: TR. (MIA.) - '16 | NFL EXPERIENCE: 5TH YEAR



Drafted by the Miami Dolphins in the second round (54th overall) of the 2013 NFL Draft...Traded to the Cleveland Browns as part of a draft day trade on April 30, 2016.

SEASONAL REVIEWS:

2016: Tied for team lead with three INTs...Started 14 of the 15 games he appeared in...Recorded career highs in tackles (67) and passes defended (13)...Signed contract extension with Browns prior to Week 14...(9/25) at Mia.: Intercepted Ryan Tannehill on second defensive play of game, his first NFL interception...(10/2) at Was.: Recorded his second INT in as many games to become first Browns DB with INTs in back-to-back games since 2014...(12/24) vs. SD: Intercepted Philip Rivers inside Browns 20-yard line, which led to Cleveland FG.

2015: Played in 12 games, starting six contests...Finished the year with 48 tackles, four passes defended and a fumble recovery...(9/13) at Was.: Notched a career-high nine tackles and added a pass defended...(10/18) at Ten.: Totaled three tackles and a fumble recovery.

2014: Started three of his 12 games played...Totaled 29 tackles on the year and two special-teams tackles...(11/13) vs. Buf.: Made his first career start...Totaled a season-high seven tackles...(11/23) at Den.: Tallied six tackles...Left the game with a shoulder injury...Placed on injured reserve on Dec. 23 with a shoulder injury.

2013: Appeared in nine games...Finished the year with one tackle and two special-teams tackles...(9/30) at NO: Made his NFL debut and first career tackle.

College: Started in 35 of 48 career games at Boise State...Recorded 137 tackles, 18 passes defended, seven INTs, six forced fumbles and five sacks...Earned First-Team All-Mountain West recognition as a senior with 51 tackles, nine passes defended, a team-high four INTs, three forced fumbles and 2.5 sacks...Made nine starts

AT A GLANCE

- ▶ Tied for team lead in interceptions last season.
- ▶ Signed contract extension with Browns prior to Week 14 of the 2016 season.
- ▶ Holds an annual turkey drive in San Diego for Thanksgiving and Christmas.
- ▶ Enjoys snowboarding in his spare time.

as a junior, missing four games with a stress fracture in his leg...Started all 12 games as a redshirt sophomore in 2010, finishing with 35 tackles, three forced fumbles and two sacks...Redshirted as a sophomore in 2009 due to a knee injury...Played in all 14 games a freshman, making one start...Graduated with a degree in communications.

Personal: Given name is Jamar Andrew Taylor...Native of San Diego...Spent time in Mexico, the Bahamas and St. Lucia...**High School:** Attended Helix High School in La Mesa, Calif...Totaled 155 career tackles, 19 passes defended, nine INTs, four forced fumbles and four fumble recoveries...Also played basketball and ran track...**Community Involvement:** Holds an annual turkey drive in San Diego for Thanksgiving and Christmas...**Hobbies/Interests:** Enjoys snowboarding in his spare time...Favorite movie is Bad Boys and favorite TV show is Game of Thrones...Lists rap as his favorite type of music and Kendrick Lamar as his favorite artist.

STAFF

PLAYERS

2017 SEASON

HISTORY

RECORDS

GAME DAY



TAYLOR continued

JAMAR TAYLOR ▶ CAREER STATISTICS

Year	Team	TACKLES							INTERCEPTIONS					FUMBLES			
		GP	GS	Tot	Solo	Asst	Sk	Yds	No	Yds	Lg	TD	PD	FF	FR	Yds	
2013	Miami	9	0	1	1	0	0.0	0.0	0	0	-	0	0	0	0	0	0
2014	Miami	12	3	29	28	1	0.0	0.0	0	0	-	0	0	0	0	0	
2015	Miami	12	6	48	35	13	0.0	0.0	0	0	-	0	4	0	1	0	
2016	Cleveland	15	14	57	46	11	0.0	0.0	3	43	29	0	13	0	0	0	
NFL totals (four years)		48	23	135	110	25	0.0	0.0	3	43	29	0	17	0	1	0	

ADDITIONAL STATISTICS: Interceptions: Kirk Cousins (1), Philip Rivers (1), Ryan Tannehill (1). **Special-teams tackles:** 2 in 2013, 2 in 2014, NFL totals: 4.

SINGLE-GAME HIGHS & CAREER MILESTONES: TACKLES: Total – 9, at Was., 9/13/15. Solo – 7, vs. Buf., 11/13/14. SACKS: None. FUMBLES: Forced – 0. Recoveries – 1, at Ten., 10/18/15. INTERCEPTIONS: 1, three times; last: vs. SD, 12/24/16. Long – 29, at Was., 10/2/16. PASSES DEFENSED: 4, vs. NYJ, 10/30/16. NFL debut: at NO., 9/30/13. First NFL start: vs. Buf., 11/13/14.

JAMAR TAYLOR ▶ GAME-BY-GAME STATISTICS

2016, CLEVELAND

Date	Opp	GP	GS	Tot	So	As	Sk	Yd	Int	Yd	Lg	TD	PD	FF	FR
09/11 at	Phi-L	1	CB	5	5	0	0.0	0.0	0	0	-	0	0	0	0
09/18	Bal-L	1	CB	3	3	0	0.0	0.0	0	0	-	0	0	0	0
09/25 at	Mia-L	1	CB	1	1	0	0.0	0.0	1	-3	-3	0	1	0	0
10/2 at	Was-L	1	CB	7	5	2	0.0	0.0	1	29	29	0	1	0	0
10/9	NE-L	1	CB	7	5	2	0.0	0.0	0	0	-	0	1	0	0
10/16 at	Ten-L	1	CB	1	1	0	0.0	0.0	0	0	-	0	1	0	0
10/23 at	Cin-L	1	CB	5	3	2	0.0	0.0	0	0	-	0	0	0	0
10/30	NYJ-L	1	CB	3	3	0	0.0	0.0	0	0	-	0	4	0	0
11/6	Dal-L	1		2	2	0	0.0	0.0	0	0	-	0	0	0	0
11/10 at	Bal-L						***inactive -- groin***								
11/20	Pit-L	1	CB	4	4	0	0.0	0.0	0	0	-	0	0	0	0
11/27	NYG-L	1	CB	2	1	1	0.0	0.0	0	0	-	0	0	0	0
12/11	Cin-L	1	CB	5	5	0	0.0	0.0	0	0	-	0	0	0	0
12/18 at	Buf-L	1	CB	4	3	1	0.0	0.0	0	0	-	0	1	0	0
12/24	SD-W	1	CB	5	2	3	0.0	0.0	1	17	17	0	3	0	0
01/1 at	Pit-L	1	CB	3	3	0	0.0	0.0	0	0	-	0	1	0	0
2016 TOTALS		15	14	57	46	11	0.0	0.0	3	43	29	0	13	0	0

2015, MIAMI

Date	Opp	GP	GS	Tot	So	As	Sk	Yd	Int	Yd	Lg	TD	PD	FF	FR
09/13 at	Was-W	1		9	6	3	0.0	0.0	0	0	-	0	1	0	0
09/20 at	Jac-L	1		2	1	1	0.0	0.0	0	0	-	0	0	0	0
09/27	Buf-L	1		1	1	0	0.0	0.0	0	0	-	0	0	0	0
10/04	NYJ-L	1		4	4	0	0.0	0.0	0	0	-	0	0	0	0
10/18 at	Ten-W	1		3	1	2	0.0	0.0	0	0	-	0	0	0	1
10/25	Hou-W	1	CB	7	6	1	0.0	0.0	0	0	-	0	1	0	0
10/29 at	NE-L	1	CB	7	4	3	0.0	0.0	0	0	-	0	0	0	0
11/08 at	Buf-L	1	CB	3	3	0	0.0	0.0	0	0	-	0	0	0	0
11/15 at	Phi-W	1	CB	3	3	0	0.0	0.0	0	0	-	0	1	0	0
11/22	Dal-L	1	CB	6	4	2	0.0	1.0	0	0	-	0	0	0	0
11/29 at	NYJ-L	1	CB	3	2	1	0.0	0.0	0	0	-	0	1	0	0
12/06	Bal-W						***inactive***								
12/14	NYG-L	1		0	0	0	0.0	0.0	0	0	-	0	0	0	0
12/20 at	SD-L						***active, did not play***								
12/27	Ind-L						***inactive***								
01/03	NE-W						***inactive***								
2015 TOTALS		12	6	48	35	13	0.0	0.0	0	0	-	0	4	0	1



TAYLOR continued

STAFF

PLAYERS

2017 SEASON

HISTORY

RECORDS

GAME DAY

2014, MIAMI

Date	Opp	GP	GS	Tot	So	As	Sk	Yd	Int	Yd	Lg	TD	PD	FF	FR
09/07	NE-W	1		3	3	0	0.0	0.0	0	0	-	0	0	0	0
09/14 at	Buf-L	1		2	2	0	0.0	0.0	0	0	-	0	0	0	0
09/21	KC-L	1		0	0	0	0.0	0.0	0	0	-	0	0	0	0
09/28 at	Oak-W	1		0	0	0	0.0	0.0	0	0	-	0	0	0	0
10/12	GB-L	1		0	0	0	0.0	0.0	0	0	-	0	0	0	0
10/19 at	Chi-W	1		1	1	0	0.0	0.0	0	0	-	0	0	0	0
10/26 at	Jac-W	1		3	3	0	0.0	0.0	0	0	-	0	0	0	0
11/02	SD-W	1		0	0	0	0.0	0.0	0	0	-	0	0	0	0
11/09 at	Det-L	1		4	4	0	0.0	0.0	0	0	-	0	0	0	0
11/13	Buf-W	1	CB	7	7	0	0.0	0.0	0	0	-	0	0	0	0
11/23 at	Den-L	1	CB	6	6	0	0.0	0.0	0	0	-	0	0	0	0
12/01 at	NYJ-W						***inactive***								
12/07	Bal-L						***inactive***								
12/14 at	NE-L						***active, did not play***								
12/21	Min-W	1	CB	3	2	1	0.0	0.0	0	0	-	0	0	0	0
12/28	NYJ-L						***injured reserve***								
2014 TOTALS		12	3	29	28	1	0.0	0.0	0	0	-	0	0	0	0

2013, MIAMI

Date	Opp	GP	GS	Tot	So	As	Sk	Yd	Int	Yd	Lg	TD	PD	FF	FR
09/08 at	Cle-W						***inactive -- groin***								
09/15 at	Ind-W						***inactive -- groin***								
09/22	Atl-W						***inactive -- groin***								
09/30 at	NO-L	1		1	1	0	0.0	0.0	0	0	-	0	0	0	0
10/06	Bal-L	1		0	0	0	0.0	0.0	0	0	-	0	0	0	0
10/20	Buf-L	1		0	0	0	0.0	0.0	0	0	-	0	0	0	0
10/27 at	NE-L						***inactive***								
10/31	Cin-W	1		0	0	0	0.0	0.0	0	0	-	0	0	0	0
11/11 at	TB-L	1		0	0	0	0.0	0.0	0	0	-	0	0	0	0
11/17	SD-W	1		0	0	0	0.0	0.0	0	0	-	0	0	0	0
11/24	Car-L	1		0	0	0	0.0	0.0	0	0	-	0	0	0	0
12/01 at	NYJ-W						***inactive -- hamstring***								
12/08 at	Pit-W						***inactive -- hamstring***								
12/15	NE-W						***inactive -- hamstring***								
12/22 at	Buf-L	1		0	0	0	0.0	0.0	0	0	-	0	0	0	0
12/29	NYJ-L	1		0	0	0	0.0	0.0	0	0	-	0	0	0	0
2014 TOTALS		12	0	1	1	0	0.0	0.0	0	0	-	0	0	0	0



86 RANDALL TELFER

POSITION ▶ **TIGHT END**

SCHOOL ▶ **SOUTHERN CALIFORNIA**

HT: 6-4 | WT: 250 | BORN: 5/16/92 | ACQUIRED: D6C '15 | NFL EXPERIENCE: 2ND YEAR



Originally drafted by the Cleveland Browns in the sixth round (198th overall) of the 2015 NFL Draft.

SEASONAL REVIEWS:

2016: Played in 14 games with five starts at TE...Recorded two catches for 4 yards...(9/11) at Phi.: In NFL debut, contributed as reserve TE...(10/30) vs. NYJ: Started first NFL game at TE.

2015: Missed the entire season with a foot injury...Placed on reserve/non-football injury on Sept. 1.

College: Started 34 of 48 career games at USC...Totalled 65 career catches for 648 yards 12 TDs...Earned All-Pac-12 honorable mention as a freshman and a senior...Earned Freshman All-American honors in 2011...Set USC freshman tight end record with 26 receptions in 2011...Started 12 of 13 games played as a senior...Named to All-Pac-12 honorable mention...Named USC's Most Inspirational Player...Finished the year with 21 receptions for 197 yards and two TDs...Started eight of 11 games played as a junior...Recipient of the Chris Carlisle Courage Award...Played 12 games, starting nine as a sophomore...Finished the season with 12 catches for 100 yards and four TDs...Also blocked a field goal on special teams...Recipient of USC's Bob Chandler Award for athletics, academics and character...Played in all 12 games as a freshman, starting five...Saw action at tight end and on special teams...Earned All-Pac-12 honorable mention and Freshman All-American honors...Totalled 26 receptions for 273 yards and five TDs...Posted the most receptions by a freshman tight end in USC history...Ranked third on the team in receptions...Graduated from USC with a degree in political science...Enrolled at the USC master's program in 2016, completing work towards a degree in communication management.

Personal: Given name is Randall Bernard Nii Adjei Telfer...Native of Los Angeles, Calif...Has traveled to Ghana to visit family...Father moved to the United States from Ghana when he was 26 years old...Mother moved to the United States from Ghana when she was 14 years old...

AT A GLANCE

- ▶ Played soccer the majority of his childhood until starting football in high school.
- ▶ One of the most active members in the community, spending almost every off-day Tuesday giving back to the Greater Cleveland Area in various capacities.
- ▶ Considers himself a foodie and enjoys rating cities' best restaurants.

Played soccer the majority of his childhood until starting football in high school...Worked as a valet driver in California...Cites being able to use a chap stick all the way through without losing it as his special talent...

High School: Attended Rancho Cucamonga High School in Rancho Cucamonga, Calif...Finished his senior season with 45 receptions for 905 yards and eight TDs...Caught 44 passes for 678 yards and five TDs as a junior in 2008...Also played basketball and participated in track and field...**Community Involvement:** Started #GiveBackTuesdays during the 2016 season, spending players' off-days giving back to the Greater Cleveland Area in various capacities, from visiting VA hospitals, to handing out bottles of water and blankets to the homeless...Plans to continue #GiveBackTuesdays in 2017...Volunteers at various youth football camps, as well as making several hospital visits throughout the season...Also active with military and first responders, visiting local police and fire departments in addition to spending time with military members...**Hobbies/Interests:** Considers himself a foodie...Enjoys rating cities' best restaurants...Favorite movies are the Back to the Future trilogy and favorite TV show is How I Met Your Mother.



TELFER continued

RANDALL TELFER ► CAREER STATISTICS

Year	Team	RECEIVING					RUSHING						
		GP	GS	No	Yds	Avg	Lg	TD	Att	Yds	Avg	Lg	TD
2015	Cleveland	***missed season with foot injury***											
2016	Cleveland	14	5	2	4.0	2.0	7	0	0	0	-	-	0

SINGLE-GAME HIGHS & CAREER MILESTONES: RECEIVING: **Receptions** – 1, twice; at Bal., 11/10/16; vs. Cin., 12/11/16. **Yards** – 7, vs. Cin., 12/11/16. **TDs** – None. **Long** – 7, vs. Cin., 12/11/16. **NFL debut:** at Phi., 9/11/16. **First NFL start:** vs. NYJ, 10/30/16. **First NFL reception:** at Bal., 11/10/16 (-3 yards, C. Kessler).

RANDALL TELFER ► GAME-BY-GAME STATISTICS

2016, CLEVELAND

Date	Opp	GP	GS	No	Yds	Avg	Lg	TD
09/11	at Phi-L	1		0	0	-	-	0
09/18	Bal-L	1		0	0	-	-	0
09/25	at Mia-L	1		0	0	-	-	0
10/2	at Was-L	1		0	0	-	-	0
10/9	NE-L			***inactive -- ankle***				
10/16	at Ten-L			***inactive -- ankle***				
10/23	at Cin-L	1		0	0	-	-	0
10/30	NYJ-L	1	TE	0	0	-	-	0
11/6	Dal-L	1		0	0	-	-	0
11/10	at Bal-L	1		1	-3	-3.0	-3	0
11/20	Pit-L	1	TE	0	0	-	-	0
11/27	NYG-L	1		0	0	-	-	0
12/11	Cin-L	1	TE	1	7	7.0	7	0
12/18	at Buf-L	1	TE	0	0	-	-	0
12/24	SD-W	1	TE	0	0	-	-	0
1/01	at Pit-L	1		0	0	-	-	0
2016 TOTALS		14	5	2	4	2.0	7	0

MY CAUSE, MY CLEATS

The NFL launched the My Cause, My Cleats campaign last year, providing all NFL players an opportunity to highlight and bring awareness to philanthropic causes and organizations of personal importance through custom cleats. More than 500 NFL players, including members of the Browns, participated in the initiative, which will return again in 2017.



DB Jamar Taylor, who was among several Browns players to participate in My Cause, My Cleats, chose to build awareness toward kidney disease and ending domestic violence with his custom cleats, pictured above.



73 JOE THOMAS

POSITION ▶ **OFFENSIVE LINE**

SCHOOL ▶ **WISCONSIN**

HT: 6-6 | WT: 312 | ACQUIRED: 01-'07 | NFL EXPERIENCE: 11TH YEAR



PRO BOWL SELECTIONS (10): 2007-16



Selected by Cleveland Browns in first round (third overall) of 2007 NFL Draft, April 28, 2007.

Career Highlights:

Fifth player in NFL history to be selected to the Pro Bowl each of his first 10 seasons joining Pro Football Hall of Famers Barry Sanders, Lawrence Taylor, Mel Renfro and Merlin Olsen...Browns all-time leader in Pro Bowl selections (10), ahead of Hall of Famers Jim Brown (nine) and Lou Groza (nine)...Only OL in NFL history to make Pro Bowl in each of his first 10 seasons...Played every offensive snap (9,934 consecutive) in his career, believed to be the longest streak in NFL history...Started all 160 career games, the longest streak among current NFL offensive linemen...Selected to the Associated Press All-Pro team eight times, including six first-team honors (2009, 2010, 2011, 2013, 2014, 2015).

Seasonal Reviews:

2016: Became the fifth player in NFL history to be selected to the Pro Bowl each of his first 10 seasons joining Pro Football Hall of Famers Barry Sanders, Lawrence Taylor, Mel Renfro and Merlin Olsen...Surpassed Pro Football Hall of Famers Jim Brown (nine) and Lou Groza as the Browns all-time leader in Pro Bowl selections with 10...Started all 16 games at LT, playing every offensive snap and continuing his consecutive snaps streaks since he entered the league...Helped Browns finish second in NFL with 4.89 rush avg., highest by Cleveland since 1966...Named to the Pro Football Weekly/Professional Football Writers of America All-NFL team... Voted the Browns Player of the Year by the local PFWA.

2015: Became the first offensive lineman in NFL history and second player in Browns history to be named to the Pro Bowl in each of his first nine seasons...Named to the Associated Press All-Pro team for the eighth time... Started all 16 games at LT, playing every offensive snap and continuing his consecutive snaps streaks since he entered the league.

2014: Pro Bowl honoree...Named Associated Press first team All-Pro...Voted to PFWA All-NFL team, the only offensive player to repeat the honor from 2013...Voted the

AT A GLANCE

▶ One of five players in NFL history to be selected to the Pro Bowl each of his first 10 seasons. The other four players are in the Pro Football Hall of Fame (Barry Sanders, Lawrence Taylor, Mel Renfro and Merlin Olsen).

▶ Only player in team history to earn the Walter Payton Man of the Year distinction multiple times (2010, 2012 and 2016), and was selected as one of three finalists for the 2012 NFL Walter Payton Man of the Year award. Also the only player in team history to be voted as the PFWA Dino Lucarelli Good Guy award winner multiple times (2010 and 2013), an award for cooperation with the media and community involvement.

▶ Hosts an Emmy submitted web series - The Joe Thomas Hour, The Best Two Minutes of your Life - where he interviews teammates. The show enters its third season in 2017.

▶ An avid outdoorsman who co-hosted 'Outdoors Ohio' on SportsTime Ohio with D'Arcy Egan for three seasons (2008-10). Opted to go fishing with his dad on Lake Michigan instead of attending the 2007 NFL Draft with the other top players.

▶ Enjoys gardening and maintains a 900 square foot garden. His garden includes peppers, tomatoes, green beans, cucumbers, garlic and asparagus. He considers the cajun belle pepper the best thing in his garden.



THOMAS continued

STAFF

Browns Player of the Year by the local PFWA...Helped Browns record 17 rushing touchdowns, fourth-most in the NFL, and rush for more than 150 yards in five games.

PLAYERS

2013: Voted by his teammates as the offensive captain...Voted as a starter to the Pro Bowl squad...Named to the Associated Press All-Pro first team and the PFWA All-NFL team...One of three Browns offensive linemen (C Alex Mack, RT Mitchell Schwartz) who played every offensive snap in 2013...(9/29) vs. Cin.: Started his 100th career game during a 17-6 victory.

2017 SEASON

2012: Along with K Phil Dawson and LB D'Qwell Jackson, served as one of three season-long team captains...Opened all 16 games at left tackle and did not miss an offensive snap...Named as a starter to the AFC Pro Bowl squad...Named to The Sporting News All-Pro team and the Associated Press All-Pro second team...Part of a line that helped pave the way for RB Trent Richardson who rushed for 950 yards, 11 touchdowns and 1,317 total yards from scrimmage - all of which were Browns rookie records.

HISTORY

2011: Opened all 16 games at left tackle and did not miss an offensive snap...Named as a starter to the AFC Pro Bowl squad for the fifth consecutive season...Selected as a first-team All-Pro by the Associated Press...Chosen to SI.com's All-Pro team...Named to the Pro Football Weekly/Professional Football Writers of America All-NFL team.

RECORDS

2010: Started all 16 games at left tackle and did not miss an offensive snap...Voted as a starter to the AFC Pro Bowl squad...Selected as a first-team All-Pro selection by the Associated Press...Named to the Pro Football Weekly/Professional Football Writers of America All-NFL team...Selected to The Sporting News All-Pro team...Voted a co-captain on offense...Part of an offensive line that led the way for five individual 100-yard rushing performances and a running game that averaged 4.0 yards per rush attempt...Helped RB Peyton Hillis rush for 1,177 rushing yards and 11 touchdowns, tied for the fourth-highest total in the AFC and sixth in the NFL...In addition, the line allowed either none or only one sack seven times over the course of the season.

GAME DAY

2009: Started all 16 games at left tackle and did not miss an offensive snap for the third year in a row...Named to third consecutive Pro Bowl to become the first Browns offensive lineman to do so since Hall of Famer Gene Hickerson (1969-71)...Selected as a first-team All-Pro selection by the Associated Press...Chosen to SI.com's All-Pro team...Named to the Pro Football

Weekly/Professional Football Writers of America All-NFL team...Voted a co-captain on offense...Helped the Browns to an average of 130.4 rushing yards per game, the eighth-most in the NFL...Helped the team post four consecutive contests with more than 160 yards rushing, becoming the first Browns team to do that since 1968...Unit also allowed just 30 sacks, including only seven over the final seven games...(12/20) at K.C.:...Helped pave the way for an individual club-record 286 rushing yards by RB Jerome Harrison.

2008: Started all 16 games at left tackle and was named the starter for the AFC Pro Bowl squad...A second-team All-League selection by the Associated Press...Helped pave the way for RB Jamal Lewis to gain 1,000 yards for the second straight season...Played every offensive snap for the second consecutive season.

2007: In his rookie season, started all 16 games at left tackle and was named to the AFC Pro Bowl squad...One of only two Browns to take part in every offensive snap (C Hank Fraley)...Part of an offensive line that allowed only 19 sacks, tied for third-fewest in the NFL and ranked as tied for third-fewest in franchise history...Helped RB Jamal Lewis rush for more than 1,000 yards in his first season in Cleveland...Named NFL Offensive Rookie of the Month for November as the Browns went 3-1 that month and averaged 401.7 yards of total offense in those three wins...Was only the fourth NFL rookie offensive lineman to reach the Pro Bowl at the time, joining Marcus McNeill (San Diego, 2007), Richmond Webb (Miami, 1991) and Chris Hinton (Baltimore, 1984)...Became the first Browns rookie selected to the Pro Bowl since linebacker Chip Banks (1982 season) and the first offensive lineman since right tackle Cody Risien (1987 season).

College: In 50 games at the University of Wisconsin (2003-06), started 38 contests at left offensive tackle and one at left defensive end...Only the fifth player in school history to be a semifinalist for the Lombardi Award (2005-06), given to the nation's outstanding college lineman...Also was only the second to receive that recognition twice in a career...In 2006, became the first Wisconsin player to win the Outland Trophy, given to the nation's top lineman, and the first Badger offensive lineman since Chris McIntosh in 1999 to earn Associated Press All-America first-team honors...In track, set the school indoor record in the shot put with a 62'1¼" toss in 2005...Also excelled in the classroom; three times earning ESPN Academic All-District V and Academic All-Big Ten Conference honors...As a senior in 2006, was a unanimous All-America first-team selection...Also the



THOMAS continued

recipient of the National Scholar-Athlete Postgraduate Scholarship (\$18,000) from the National Football Foundation and Hall of Fame...Finalist for the Draddy Trophy, the National Football Foundation's academic award for college football's top scholar athlete...Finalist for the Wuerffel Trophy for community service, academic and athletic achievement...Appeared in 11 games as a true freshman at tight end in short-yardage situations...Shifted to left defensive end, starting vs. Auburn in the Music City Bowl when injuries depleted the Badgers' defensive line...Also appeared on the offensive line, becoming the first true freshman in the Barry Alvarez era to accomplish that feat...Business major, with an emphasis in real estate and urban land economics.

High School: Attended Brookfield (Wis.) Central High School...Also served as kicker and punter...In addition to football, lettered four times in both track and basketball...Captained the football and basketball teams his senior year...Four-time Honor Roll student, in addition to garnering U.S. Army Academic All-America honors...In track, finished fifth in the national finals in the shot put as a junior and was second in the shot put and 10th in the discus at the 2003 Adidas Outdoor Championships...Won the 2003 Wisconsin state title in the shot put and discus and was the conference, regional and sectional champion in the shot put and discus during his final season...**Community Involvement:** Named the 2010, 2012 and 2016 Cleveland Browns Walter Payton Man of the Year, the only player in team history to earn the distinction twice...Selected as one of three finalists

for the 2012 NFL Walter Payton Man of the Year award... Also selected as a finalist for the 2013 Bart Starr Award for community service...Embarked on a weeklong visit to U.S. troops at military bases throughout Southwest Asia as part of the NFL-USO program during the 2010 offseason...Founded the "Blue Collar Corner" season ticket program which provides tickets, apparel and food for the Cleveland Building and Trades Council and the "Thomas Troops" season ticket program which provides tickets, apparel and food for the USO of Northern Ohio...Participates in numerous "Shop with a Pro" events each season...Served as the honorary co-chair of the annual Taste of the Browns event for six consecutive seasons, which benefits the Greater Cleveland Food Bank...Hosts an annual assembly for a school that raises the most money for the Cleveland APL...Voted as the 2010 and 2013 PFWA Dino Lucarelli Good Guy award winner, the only repeat winner since the inception of the award in 2001...**Hobbies/Interests:** An avid outdoorsman...Co-hosted 'Outdoors Ohio' on SportsTime Ohio with D'Arcy Egan for three seasons (2008-10)... Invited to attend the 2007 NFL Draft in New York, but declined and opted to go with fishing with his dad on Lake Michigan instead...Caught a 26-pound salmon when he was eight years old...Enjoys gardening and maintains a 900 square foot garden...Hosts an Emmy submitted web series - The Joe Thomas Hour, The Best Two Minutes of your Life - where he interviews teammates...Is a partner at both Cleveland-area Mission BBQ restaurants.

THE JOE THOMAS HOUR

OL Joe Thomas hosts a web series on ClevelandBrowns.com - The Joe Thomas Hour, The Best Two Minutes of your Life - where he interviews teammates on a variety of topics, including team history, pop culture and anything else that piques Joe's interest. The show is currently in its third season and was submitted for Emmy nomination.



VETERANS

64 JC TRETTER



POSITION ▶ **OFFENSIVE LINE**

SCHOOL ▶ **CORNELL**

HT: 6-4 | WT: 307 | BORN: 2/12/91 | ACQUIRED: UFA (G.B.) - '17 | NFL EXPERIENCE: 5TH YEAR

Originally drafted by the Green Bay Packers in the fourth round (122nd overall) of the 2013 NFL Draft...Signed by the Cleveland Browns as an unrestricted free agent on March 9, 2017.

SEASONAL REVIEWS:

2016: Started the first seven games of the season at C before suffering a knee injury in Week 8...Placed on injured reserve on Jan. 21...(9/25) vs. Det.: Helped open running lanes for the offense to gain 123 yards on the ground...(10/9) vs. NYG: Part of an offensive line that blocked for backs to gain 147 yards rushing, the second straight game eclipsing 120 rushing yards.

2015: Played in all 16 games, making three starts... Played in most playoff contests, including a start at LT...(11/26) vs. Chi.: Made his first career start at C in place of injured Corey Linsley...Helped open lanes for the running game to tally 177 yards on the ground...(12/13) vs. Dal.: Started at C, helping the offense set season-highs with 230 rushing yards and 29 first downs...(1/10/16) at Was.: Made his first start at LT and first playoff start... Helped pave the way for two runners to each total 50 yards on the ground and a TD.

2014: Appeared in the last eight games of the season and both playoff contests, seeing time as a reserve at LT, RT and LG...Suffered a knee injury in the preseason that kept him off the field the first half of the season... Placed on injured reserve/designated for return prior to Week 1 and was activated to the roster during Week 9...(11/3) vs. Chi.: Made his NFL debut, taking plays at LG and LT as a reserve.

2013: Spent the majority of the season on injured reserve and the physically unable to perform list after sustaining an ankle injury during organized team activities...Elevated to the active roster in Week 15...Inactive for the final three games.

College: Played in 40 career games at Cornell, including starts in the last 20 appearances...Earned first-team All-Ivy League as a senior left tackle in 2012, in addition to FCS All-America recognition...Started all 10 games,

AT A GLANCE

- ▶ Has seen action at center, left guard, left tackle and right tackle during his career.
- ▶ Father, Joe, played tight end at Hobart College.
- ▶ Given name is Joseph Carl Tretter Jr. but goes by JC.

protecting for a school-record 3,748 yards passing that ranked first in the conference and third nationally... Named All-Ivy League second-team after starting all 10 games as a junior...Made the switch from tight end to left tackle before the season, helping protecting for an offense that ranked first in the conference and fourth in the nation averaging 341.5 passing yards per game... Played in 10 games at tight end as a sophomore, catching four passes for 62 yards and a TD...Appeared in all 10 games as a freshman, primarily on special teams... Earned a degree in industrial labor relations.

Personal: Given name is Joseph Carl Tretter Jr...Nicknamed JC...Native of Batavia, N.Y...Father, Joe, played tight end at Hobart College...Three uncles – Dave (RB at Cornell), Bob (QB at Hobart) and Bill (DE/P at Rochester) – also played college football...**High School:** Attended Akron Central High School in Akron, N.Y where he was a three-year letterman in football and a four-year letterman in basketball...Three-time first-team all-section honoree in football...Named Western New York Player of the Year and earned second-team all-state in basketball as a senior...**Hobbies/Interest:** Favorite movie is Gladiator...Favorite TV show is Game of Thrones...Enjoys golfing and playing video games in his free time.

STAFF

PLAYERS

2017 SEASON

HISTORY

RECORDS

GAME DAY



TRETTER continued

JC TRETTER ▶ CAREER STATISTICS

Year	Team	GP	GS
2014	Green Bay	8	0
2015	Green Bay	16	3
2016	Green Bay	7	7
NFL totals (three years)		31	10

PLAYOFFS

Year	Team	GP	GS
2014	Green Bay	2	0
2015	Green Bay	2	1

ADDITIONAL STATISTICS: Misc. fumble recoveries – 1 in 2016; NFL totals: 1.

CAREER MILESTONS: NFL debut: vs. Chi., 11/09/14.

BROWNS BROTHERS

There are four sets of brothers that have appeared in regular-season games for the Browns:

JERRY BALL and ANTHONY MALBROUGH (half-brothers)

Jerry Ball played DT for the Browns in 1993, appearing in all 16 games and making seven starts. Ball finished with 43 tackles and three sacks during his year in Cleveland. Ball later returned to the Browns at the end of his 13-year career in 1999 and recorded three starts, one tackle and one sack. His half brother Anthony Malbrough played DB for Cleveland during the 2000 season, starting in one of his nine games played and recording 15 tackles.

PRESTON AND LEW CARPENTER

Preston Carpenter played his first four NFL seasons (1956-59) for the Browns, spending his rookie season in the backfield and his remaining three years as a WR. As a rookie, Preston ran for 756 yards on 188 carries. Over the next three seasons, he amassed 80 receptions for 1,244 yards and five TDs. Preston played the first 48 of 149 career games with the Cleveland. His brother, Lew, played RB for the Browns during the 1957 and 1958 seasons, totaling 623 yards rushing and six TDs on 153 attempts over the two-year span.

JIM AND LIN HOUSTON

The Houston Brothers, Jim and Lin, both played their entire careers for the Cleveland Browns. Jim tallied 177 games played at LB from 1960-72, and racked up 278 return yards and three TDs on 14 interceptions. His brother, Lin, played offensive line for Cleveland from 1950-53, finishing his four-year career with 47 games played.

ED AND DICK MODZELEWSKI

Dick Modzelewski finished his 14-year career in Cleveland, played DT in 42 games for the Browns from 1964 to 1966. Dick finished with 180 career games played, and went on to serve as the Browns defensive coordinator in 1976 and 1977. His brother, Ed, played RB for the Browns from 1955-1959 (56 games). Ed totaled 1,097 and eight TDs on 311 carries, while also adding 27 receptions, 168 receiving yards and three TD catches as a Brown. In addition Cleveland, the Modzelewski brothers also both played for the University of Maryland.

JOSH AND LUKE MCCOWN

Luke McCown was drafted by the Browns in the fourth round (106th overall) of the 2004 NFL Draft. As a rookie, Luke played in five games, starting four and throwing for 608 yards and four TDs. His brother, Josh, was signed as a free agent by the Browns in the spring of 2015 and started 11 games from 2015-16.



VETERANS

40 DANNY VITALE



POSITION ▶ **FULLBACK**
SCHOOL ▶ **NORTHWESTERN**

HT: 6-1 | WT: 239 | BORN: 10/26/93 | ACQUIRED: FA - '16 | NFL EXPERIENCE: 2ND YEAR

Originally drafted by the Tampa Bay Buccaneers in the sixth round (197th overall) of the 2016 NFL Draft...Waived by the Buccaneers on Sept. 3, 2016...Claimed off waivers by the Buffalo Bills on Sept. 4, 2016...Waived by the Bills on Sept. 5, 2016...Added to the Buccaneers' practice squad on Sept. 10, 2016...Signed by the Cleveland Browns off of the Buccaneers' practice squad on Oct. 14, 2016.

SEASONAL REVIEWS:

2016: Played in nine games with three starts at FB... caught four passes for 27 yards... Helped Browns finish second in NFL with 4.89 rush avg., highest by Cleveland since 1966...Spent first five weeks of the season on the Tampa Bay Buccaneers' practice squad...Joined Browns prior to Week 6...(10/30) vs. NYJ: Made NFL debut, contributing at FB and on special teams.

College: Appeared in 50 games at Northwestern...To-taled six rushes for 29 yards and 135 receptions for 1,427 yards and 11 TDs...As a senior in 2015, appeared in 13 games and recorded team-highs in receptions (33), receiving yards (355), and receiving TDs (four)...Named second-team All-Big Ten and Academic All-Big Ten...As a junior in 2014, started all 12 games, recording 40 receptions for 402 receiving yards and two TDs...Earned All-Big Ten honorable mention, as well as Academic All-Big Ten honors...As a sophomore in 2013, started all 12 games and tallied 34 receptions for 382 receiving yards and three TDs...As a freshman in 2012, appeared in 13 games and recorded 28 receptions for 288 receiving yards and two TDs...Graduated with a degree in economics.

AT A GLANCE

- ▶ Taught himself how to play guitar and enjoys listening to Grunge music.
- ▶ Heavily involved with the Ross K. MacNeill Foundation to end pediatric brain cancer, as well as the Chris Kyle Frog Foundation to honor God, country and families who serve the military.

Personal: Native of Wheaton, Ill...**High School:** Attended Wheaton-Warrenville South High School in Wheaton, Ill., where he earned all-area, all-conference and all-state honors...Also lettered three years in track and field...**Community Involvement:** Heavily involved with the Ross K. MacNeill Foundation to end pediatric brain cancer...As well as the Chris Kyle Frog Foundation to honor God, country and families who serve the military...**Hobbies/Interests:** Taught himself how to play guitar as a youth...Listens to Grunge music, most notably Pearl Jam...Played multiple sports growing up, including boxing, gymnastics and hockey.

DANNY VITALE ▶ CAREER STATISTICS

2016, CLEVELAND

Date	Opp	GP	GS	RUSHING					RECEIVING				
				No	Yds	Avg	Lg	TD	No	Yds	Avg	Lg	TD
09/11	at Phi-L			0	0	-	-	0	0	-	-	0	
09/18	Bal-L			0	0	-	-	0	0	-	-	0	
09/25	at Mia-L			0	0	-	-	0	0	-	-	0	
10/2	at Was-L			0	0	-	-	0	0	-	-	0	
10/9	NE-L			0	0	-	-	0	0	-	-	0	
10/16	at Ten-L			0	0	-	-	0	0	-	-	0	
10/23	at Cin-L			0	0	-	-	0	0	-	-	0	
10/30	NYJ-L	1	0	0	0	-	-	0	0	-	-	0	
11/6	Dal-L	1	FB	0	0	-	-	0	0	-	-	0	
11/10	at Bal-L	1	0	0	0	-	-	0	0	-	-	0	
11/20	Pit-L	1	0	0	0	-	-	0	0	-	-	0	
11/27	NYG-L	1	FB	0	0	-	-	0	1	-4	-4.0	-4	0
12/11	Cin-L	1	0	0	0	-	-	0	0	0	-	0	
12/18	at Buf-L	1	0	0	0	-	-	0	1	17	17.0	17	0
12/24	SD-W	1	0	0	0	-	-	0	1	15	15.0	15	0
01/1	at Pit-L	1	FB	0	0	-	-	0	1	-1	-1.0	-1	0
2016 TOTALS		9	3	0	0	-	-	0	4	27	6.8	17	0

ADDITIONAL STATISTICS: Special-teams tackles - 4.



STAFF

PLAYERS

2017 SEASON

HISTORY

RECORDS

GAME DAY

13 JAMES WRIGHT



POSITION ▶ **WIDE RECEIVER**
 SCHOOL ▶ **LOUISIANA STATE**

HT: 6-0 | WT: 203 | BORN: 12/31/91 | ACQUIRED: W. (CIN.) - '17 | NFL EXPERIENCE: 4TH YEAR

Originally drafted by the Cincinnati Bengals in the seventh round (239th overall) of the 2014 NFL Draft...Waived by the Bengals on March 13, 2016...Claimed by the Cleveland Browns via waivers on March 14, 2017.

SEASONAL REVIEWS:

2016: Appeared in 13 games and logged 13 receptions for 106 yards...Finished second on the Bengals with 11 special teams tackles.

2015: Suffered a season-ending knee injury in training camp.

2014: Played in 11 games, tallying five catches for 91 yards and three rushes for 30 yards...Added five special-teams tackles...Suffered a knee injury, ending his rookie season.

College: Attended Louisiana State University and appeared in 50 games...Caught 25 passes for 304 yards... Selected by his teammates as a permanent captain of the special teams unit in 2013 and was the recipient of the Wild Tiger Championship Trophy that same year for accumulating the most production points on special teams...Started against Alabama in the 2011 BCS National Championship.

Personal: Born James Earl Wright...Native of Sunrise, La...Shared that his mother, Helaine Wright, is the in-

AT A GLANCE

- ▶ Spent two years with Hue Jackson in Cincinnati.
- ▶ Voted special teams captain at LSU.
- ▶ Brother, Jordan Mickey, started on LSU men's basketball team and currently plays for the Boston Celtics.

spiration in his life...Brother, Jordan Mickey, currently plays for the Boston Celtics and started on LSU men's basketball team, earning Freshman All-America honors in 2013-14...**High School:** Attended Belle Chasse High School in New Orleans, La. where he finished his career with 39 career TD receptions...Earned all-state honors as a senior in 2009...**Community Involvement:** Cares for the elderly, assisting in various capacities...**Hobbies/Interests:** Enjoys fishing and hunting in his free time...If not for football, would be in Real Estate...Considers himself a Man of God with his favorite bible verse being Joshua 1:9...Favorite recording artist is Drake.

JAMES WRIGHT ▶ CAREER STATISTICS

Year	Team	RECEIVING					RUSHING						
		GP	GS	No	Yds	Avg	Lg	TD	Att	Yds	Avg	Lg	TD
2014	Cincinnati	11	0	5	91	18.2	30	0	3	30	10.0	13	0
2016	Cincinnati	13	2	13	106	8.2	15	0	2	-6	-3.0	2	0
NFL totals (two years)		24	2	18	197	10.9	30	0	5	24	4.8	13	0

ADDITIONAL STATISTICS: 100-yard receiving games – None. Multiple-TD games – None. Special-teams tackles: 5 in 2014, 4 in 2016; NFL totals: 9. Special-teams forced fumbles: 1, vs. Cle., 11/6/14. FUMBLES: None.

SINGLE-GAME HIGHS & CAREER MILESTONES: RECEIVING: Receptions – 3, at TB, 11/30/14. Yards – 59, at TB, 11/30/14. TDs – None. Long – 30, at TB, 11/30/14. NFL debut: vs. Atl., 9/14/14. First NFL start: vs. Den., 9/25/16. First NFL reception: vs. Car., 10/12/14 (24 yards, A. Dalton). RUSHING: Attempts – 2, at NYJ, 9/11/16. Yards – 13, vs. Cle., 11/6/14. TDs – None. Long – 13, vs. Cle., 11/6/14.



VETERANS

WRIGHT continued

JAMES WRIGHT ► GAME-BY-GAME STATISTICS

2016, CINCINNATI

Date	Opp	GP	GS	No	Yds	Avg	Lg	TD
09/11 at NYJ-W		1		1	7	7.0	7	0
09/18 at Pit-L		1		1	10	10.0	10	0
09/25 Den-L	WR	1		1	10	10.0	10	0
09/29 Mia-W		1		0	0	-	-	0
10/09 at Dal-L				***inactive***				
10/16 at NE-L		1		1	1	1.0	1	0
10/23 Cle-W		1		0	0	-	-	0
10/30 Was-T		1		0	0	-	-	0
11/14 at NYG-L				***inactive***				
11/20 Buf-L		1		2	22	11.0	15	0
11/27 at Bal-L		1		3	23	7.7	11	0
12/04 Phi-W	WR	1		2	20	10.0	15	0
12/11 at Cle-W				***inactive***				
12/18 Pit-L		1		1	5	5.0	5	0
12/24 at Hou-L		1		1	8	8.0	8	0
01/01 Bal-W		1		0	0	-	-	0
2016 TOTALS		13	2	13	106	8.2	15	0

2014, CINCINNATI

Date	Opp	GP	GS	No	Yds	Avg	Lg	TD
09/07 at Bal-W				***inactive***				
09/14 Atl-W		1		0	0	-	-	0
09/21 Ten-W		1		0	0	-	-	0
10/05 at NE-L		1		0	0	-	-	0
10/12 Car-T		1		1	24	24.0	24	0
10/19 at Ind-L		1		0	0	-	-	0
10/26 Bal-W		1		0	0	-	-	0
11/02 Jax-W		1		0	0	-	-	0
11/06 Cle-L		1		0	0	-	-	0
11/16 at NO-W		1		1	8	8.0	8	0
11/23 at Hou-W		1		0	0	-	-	0
11/30 at TB-W		1		3	59	19.7	30	0
12/07 Pit-L				***inactive***				
12/14 at Cle-W				***inactive***				
12/22 Den-W				***inactive***				
12/28 at Pit-L				***inactive***				
2014 TOTALS		11	0	5	91	18.2	30	0

HOME GROWN

Five players on the Browns roster called Ohio home well before signing with Cleveland, including three whose high school, college and professional careers included time within the state's borders. Three of those players have also played high school, college and professional football for teams within the Buckeye State. Among veterans, OL John Greco hails from Youngstown, Ohio and competed at Boardman High School and Toledo; while DL Jamie Meder is from Parma Heights, Ohio and developed at Valley Forge High School and Ashland University. Rookie DB Najee Murray is a Steubenville, Ohio native who attended Steubenville High School and Kent State University.

Player

- OL John Greco
- DB Darius Hillary
- QB DeShone Kizer
- DL Jamie Meder
- DB Najee Murray

Hometown

- Youngstown
- Cincinnati
- Toledo
- Parma Heights
- Steubenville



70 KEVIN ZEITLER

POSITION ▶ **OFFENSIVE LINE**

SCHOOL ▶ **WISCONSIN**

HT: 6-4 | WT: 315 | BORN: 3/8/90 | ACQUIRED: UFA (CIN.) - '17 | NFL EXPERIENCE: SIXTH YEAR



STAFF

PLAYERS

2017 SEASON

HISTORY

RECORDS

GAME DAY

Originally drafted by the Cincinnati Bengals in the first round (27th overall) of the 2012 NFL Draft...Signed by the Cleveland Browns as an unrestricted free agent on March 9, 2017.

SEASONAL REVIEWS:

2016: Started all 16 games at RG...(10/23) vs. Cle.: Part of an offense that gained 559 yards on the day, including 271 on the ground...(10/30) vs. Was.: Helped the running game to 152 yards rushing and a season-high three TDs...(12/11) at Cle.: Helped open running lanes for a 213-yard effort.

2015: Started all 16 games at RG...Member of an offensive line that blocked for 100-plus rushing yards in 10 games and held opponents without a sack in five games...(9/27) at Bal.: Helped in pass protection, allowing time for QB Andy Dalton to throw for a career-high 383 yards...Also marked the first game in franchise history with more than 300 passing yards and four rushing TDs.

2014: Started 12 games, missing four with calf injuries...Contributed to an offensive line unit that did not allow a sack until the fourth week of the season and ranked third in the league in sacks allowed with 23 on the year...(12/14) at Cle.: Helped the offense to 244 rushing yards, the most rushing yards in a game for the Bengals since 253 yards in Week 12 of 2004.

2013: Started 11 of 12 games played...Missed four games with a foot injury...Contributed to the Cincinnati offense ranking tied for sixth in scoring and 10th in net offense...(10/27) vs. NYJ: Member of the offensive line that limited the Jets to one sack for two yards on the day, as Dalton threw for a career-high 5 TDs.

2012: Started every game of his rookie season...Helped open running lanes for BenJarvus Green-Ellis to rush for 100 yards or more four time over a five-game span...(11/25) vs. Oak.: Aid the Bengals' rushing attack to a season-high 221 yards on the ground.

AT A GLANCE

- ▶ Last name is pronounced ZITE-ler.
- ▶ He helped the Bengals to two division titles and four postseason appearances during his five seasons in Cincinnati.
- ▶ Joined the Browns as one of the top unrestricted free agents in the 2016 class.

College: Played in 43 career games at Wisconsin, including 36 starts...Earned All-America first-team honors as a senior...Helped the Badgers to back-to-back Big Ten titles and Rose Bowl berths in his junior and senior seasons...Based on team film study, did not allow a sack in his collegiate career...Majored in kinesiology.

Personal: Last name is pronounced ZITE-ler...Native of Waukesha, Wis...Married to Sara...Brother, Eric, played football at Wisconsin Lutheran College, while youngest brother, Matt, is currently on the team...**High School:** Attended Wisconsin Lutheran High School in Milwaukee, Wis...Starter for team that finished 13-1 twice...Named Little Ten Conference Linemen of the Year as a senior...Also lettered in wrestling...Member of National Honor Society...**Hobbies/Interest:** Enjoys working out in his free time, noting he would be a personal trainer or coach if not for football...Relishes any movie starring Leonardo DiCaprio...Listens to whatever is on the radio.



VETERANS

ZEITLER continued

KEVIN ZEITLER ► CAREER STATISTICS

<u>Year</u>	<u>Team</u>	<u>GP</u>	<u>GS</u>
2012	Cincinnati	16	16
2013	Cincinnati	12	11
2014	Cincinnati	12	12
2015	Cincinnati	16	16
2016	Cincinnati	16	16
NFL totals (five years)		72	71

PLAYOFFS

<u>Year</u>	<u>Team</u>	<u>GP</u>	<u>GS</u>
2012	Cincinnati	1	1
2013	Cincinnati	1	1
2014	Cincinnati	1	1
2015	Cincinnati	1	1

CAREER MILESTONES: NFL debut: started at RG at Bal., 9/10/12.

ADAPTED FOOTBALL LEAGUE

The Cleveland Browns Adapted Football League, established in 2011, provides children with disabilities the opportunity to participate in an organized, competitive and developmental sport. It is the first competitive adapted football program in Ohio that enables school-aged children and young adults with physical and/or cognitive disabilities the opportunity to develop the skills necessary to play football competitively. The 2017 season marks the highest number of participants to date with more than 120 athletes and 100 volunteers. The program offers a foundation for success by focusing on skill development, socialization and physical activity. Those building blocks help prepare participants for achievement and growth now and in the future.



2017 DRAFT CHOICES

95 MYLES GARRETT

POSITION ▶ DEFENSIVE LINE

SCHOOL ▶ TEXAS A&M

HT: 6-4 | WT: 272 | BORN: 12/29/95 | ACQUIRED: DIA - 17 | NFL EXPERIENCE: ROOKIE



STAFF

PLAYERS

2017 SEASON

HISTORY

RECORDS

GAME DAY

Selected by the Cleveland Browns in the first round (1st overall) of the 2017 NFL Draft.

College: Played in 36 career games at Texas A&M, notching 145 total tackles and 32.5 sacks...Earned first-team All-American honors from Walter Camp, FWAA, Associated Press, AFCA and Sporting News...Finalist for the Rotary Lombardi Award and Bednarik Award in 2016...First-team All-American from Walter Camp and Hendricks Award finalist...2014 freshman All-American, second-team All-SEC...Totaled 8.5 sacks and 15.0 tackles for loss in 2016...Finished the regular season as the SEC leader in sacks with 12.5 as a sophomore in 2015 and added 59 tackles, 19.5 tackles for loss, five forced fumbles and one INT...Holds the Texas A&M and SEC freshman record for sacks with 11.5...Named a consensus freshman All-American and All-SEC player in 2014, as well as his team's Defensive MVP, after totaling 53 tackles and 14 tackles for loss...Set a program freshman record with 3.5 sacks vs. Louisiana-Monroe... Majored in university studies with a concentration in global arts, planning, design and construction...Minored in business administration and geology.

Personal: Given name is Myles Lorenz Garrett...Son of Audrey and Lawrence Garrett...Native of Arlington, Texas...His brother, Sean Williams, was selected No. 17 overall by the New Jersey Nets in 2007 and has professional experience in the NBA and internationally...His sister, Brea Garrett, was an NCAA champion weight thrower on Texas A&M's track and field team...**High School:** Attended Martin High School in Arlington, Texas...Became first person in school history to be drafted into the NFL...Received Texas Class 5A Defensive Player of the Year accolades following his final season and was also named an All-American by MaxPreps and Under Armour...Also

AT A GLANCE

- ▶ Earned first-team All-America accolades in 2015 and 2016 en route to becoming Texas A&M's first-ever No. 1 overall selection in program history.
- ▶ Holds Texas A&M and SEC freshman record with 11.5 sacks, bolstered by the school's freshman record for sacks in a single game with 3.5.
- ▶ Brother, Sean Williams, was selected No. 17 overall by the New Jersey Nets in 2007, and sister, Brea Garrett, was an NCAA champion weight thrower on Texas A&M's track and field team.
- ▶ Prior to selecting Texas A&M, considered attending Ohio State due to his passion for dinosaurs and the school's highly-rated paleontology program.
- ▶ Writes his own poetry and has a love for '70s music.

lettered in basketball and track in high school...**Community Involvement:** Volunteered at the Twin City Mission by helping landscape around the facility and serve meals to families...Frequently spoke with youth at local schools through Aggie Athletes involved during his collegiate career...**Hobbies/Interests:** Enjoys studying dinosaurs in his free time...Often reads poetry and listens to '70s music.

MYLES GARRETT ▶ COLLEGE STATS

Year	School	TACKLES						INTERCEPTIONS					FUMBLES			
		GP	GS	Tot	Solo	Asst	Sk	Yds	No	Yds	Lg	TD	PD	FF	FR	Yds
2014	Texas A&M	11	8	49	26	23	12.5	11.0	0	0	-	0	1	0	-	0
2015	Texas A&M	13	13	59	37	22	19.5	11.5	1	4	4.0	0	2	0	-	5
2016	Texas A&M	10	10	33	18	15	15.0	8.5	0	0	-	0	2	1	-	2
College totals		34	31	141	81	60	47.0	31.0	1	4	4.0	0	5	1	-	7



2017 DRAFT CHOICES

22 JABRILL PEPPERS

POSITION ▶ DEFENSIVE BACK

SCHOOL ▶ MICHIGAN

HT: 5-11 | WT: 213 | BORN: 10/4/95 | ACQUIRED: D1B - '17 | NFL EXPERIENCE: ROOKIE



Selected by the Cleveland Browns in the first round (25th overall) of the 2017 NFL Draft.

College: Started 25 of his 27 career games played at Michigan...Totaled 123 career tackles and one interception on defense...Rushed 45 times for 268 yards and caught 10 passes for 82 yards offensively...Collected 39 punt returns for 510 yards and a touchdown while also securing 18 kickoff returns for 483 yards, averaging 26.8 yards per return...2016 consensus first-team All-American and Heisman Trophy finalist...2016 Paul Hornung Award winner as the nation's most versatile player...2016 Lott IMPACT Trophy winner...First player in Big Ten history to win three individual awards in a single season: Nagurski-Woodson Defensive Player of the Year, Butkus-Fitzgerald Linebacker of the Year and Rodgers-Dwight Return Specialist of the Year... Played 15 different offensive, defensive and special teams positions for the Wolverines in 2016, recording 726 snaps on defense, 154 on special teams and 53 on offense...Three-time All Big-Ten honoree...Collected first-team honors twice (2015-16) and honorable mention as a return specialist in 2015... 2016 Bo Schembechler Award winner, given to Michigan's team MVP...Started 12 games in 2015...Played in three games with one start in 2014...Enrolled in Michigan's college of literature, science and the arts.

Personal: Birth name is Jabrill Ahmad Peppers...First name pronounced juh-BRILL...Native of East Orange, New Jersey... Credits his mother, Ivory Bryant, as the person who influenced him most, as well as his late older brother, Don Curtis, who was fatally shot at age 20 in 2010...**High School:** Attended Paramus Catholic High School in Paramus, New Jersey, where he helped his team win two New Jersey state championships in 2012-13 as a defensive back and running back ... Before Paramus Catholic, attended Don Bosco Preparatory High School in Ramsey, New Jersey, where he also helped earn two New Jersey state championships in 2010-11 as a starting defensive back...Named 2013 All-USA Defensive Player of the Year by USA TODAY and was selected to the All-USA High School Football first-team...Participated in the 2014 Under Armour All-Amer-

AT A GLANCE

▶ First name pronounced juh-BRILL.

A Heisman Trophy finalist, consensus first-team All-American, the Paul Hornung Award winner and Lott IMPACT Trophy recipient in 2016.

▶ Became first player in Big Ten history to win three individual awards in a single season: Nagurski-Woodson Defensive Player of the Year, Butkus-Fitzgerald Linebacker of the Year and Rodgers-White Return Specialist of the Year.

▶ Played 15 different offensive, defensive and special teams positions for the Wolverines in 2016, recording 726 snaps on defense, 154 on special teams and 53 on offense.

▶ Credits his mother, Ivory Bryant, as the person who influenced him most, as well as his late older brother, Don Curtis, who was fatally shot at age 20 in 2010.

ica game and was named a captain for Team Nitro...A track standout, broke the New Jersey state record in the 200-meter dash as a junior, running a 20.79...Earned two state titles in the 100-meter and 200-meter dash and added state championships in the 4x400-meter relay and 4x100-meter relay...**Community Involvement:** Volunteered and conducted benefits and community outreach project while being a member of the Omega Psi Phi fraternity at Michigan, as well as the Youth Impact Program...**Hobbies/Interests:** Writes poetry and his own music...Interested in sports broadcasting work following his football career...Enjoys watching movies, citing Love & Basketball as his favorite film.

STAFF

PLAYERS

2017 SEASON

HISTORY

RECORDS

GAME DAY



PEPPERS continued

JABRILL PEPPERS ▶ COLLEGE STATS

Year	School	GP	GS	Tot	TACKLES				INTERCEPTIONS					FUMBLES			
					Solo	Asst	Sk	Yds	No	Yds	Lg	TD	PD	FF	FR	Yds	
2014	Michigan	3	1	8	6	2	0.0	0.0	0	0	-	0	0	0	0	0	-
2015	Michigan	12	12	45	34	11	5.5	0.0	0	0	-	0	10	0	0	0	-
2016	Michigan	12	12	66	46	20	13.0	3.0	1	11	11.0	0	1	0	0	0	-
College totals		27	25	119	86	33	18.5	3.0	1	11	11.0	0	11	0	0	0	-

Year	Team	GP	GS	RUSHING				RECEIVING			
				No	Yds	Avg	TD	No	Yds	Avg	TD
2014	Michigan	3	1	0	0	-	-	0	0	-	0
2015	Michigan	12	12	18	72	4.2	2	8	79	9.9	0
2016	Michigan	12	12	27	167	6.2	3	2	3	1.5	0
College totals		27	25	45	239	5.3	5	10	82	8.2	0

Year	School	GP	GS	KICK RETURN			
				No	Yds	Avg	TD
2014	Michigan	3	1	0	0	-	0
2015	Michigan	12	12	8	223	27.9	0
2016	Michigan	12	12	10	260	26.0	0
College totals		27	25	18	483	26.8	0

Year	School	GP	GS	PUNT RETURN			
				No	Yds	Avg	TD
2014	Michigan	3	1	1	6	6.0	0
2015	Michigan	12	12	17	194	11.4	0
2016	Michigan	12	12	21	310	14.8	1
College totals		27	25	39	510	13.1	1

METCALF MAKES HISTORY

Eric Metcalf tied an NFL record when he returned two punts for touchdowns, lifting Cleveland to a 23-23 victory against the Pittsburgh Steelers at Cleveland Municipal Stadium on Oct. 24, 1993. Metcalf returned his first punt 91 yards for a second-quarter score to put the Browns ahead 14-0. Pittsburgh was able to come back, and held a 23-21 fourth-quarter lead, until Metcalf took his second punt back 75 yards for a touchdown with 2:05 remaining. Prior to Metcalf, the feat had been achieved just four times previously. Currently, only 12 players (14 times) in NFL history have returned two punts for touchdowns in a single game. Metcalf and Baltimore's Jermaine Lewis are the two who have accomplished the feat twice during their careers.



2017 DRAFT CHOICES

85 DAVID NJOKU



POSITION ▶ **TIGHT END**

SCHOOL ▶ **MIAMI (FLA.)**

HT: 6-4 | WT: 246 | BORN: 7/10/96 | ACQUIRED: D1C - '17 | NFL EXPERIENCE: ROOKIE

Selected by the Cleveland Browns in the first round (29th overall) of the 2017 NFL Draft.

College: Played in 26 career games at Miami with nine starts...Caught 64 career passes for 1,060 yards and nine TDs...Averaged 16.2 yards per reception in 2016, hauling in 43 receptions for 698 yards and eight TDs... (11/26) vs. Duke: Caught two touchdown passes of 76 and 58 yards against Duke in the regular season finale...(12/28) vs. West Virginia: Caught five passes for 48 yards, including a 23-yard touchdown, in the Russell Athletic Bowl, helping Miami (Fla.) win their first bowl game since 2006... Played in all 13 games as a redshirt freshman in 2015, catching 21 passes for 362 yards and one TD...Averaged a team-high 17.2 yards per catch... Also competed in indoor and outdoor track for the Hurricanes from 2015-16

Personal: Last name pronounced nuh-JOE-koo...Native of Cedar Grove, N.J....One of nine siblings (four boys and five girls)...Received the title of Chief David Njoku from his father, Innocent, who was a Nigerian Chief... His younger brother, Evidence, will be a freshman on the Hurricanes' football team this fall...**High School:** Attended Cedar Grove High School in Cedar Grove, N.J... Second-team all-state selection...Finished career with 1,794 receiving yards and 19 touchdowns on 76 receptions...Rushed for 334 yards and six touchdowns on 39 carries...Won the national championship in boys high jump as a senior at the 2014 New Balance National Outdoor...His personal best in the high jump was 7 feet, 1 inch as a senior...**Community Involvement** Enjoys work-

AT A GLANCE

- ▶ Last name pronounced nuh-JOE-koo.
- ▶ All-ACC honorable mention in 2016, after catching 43 passes for 698 yards and eight touchdowns in his final season at Miami (Fla.).
- ▶ A two-sport athlete at Miami, was a high school national champion in the high jump during his senior year, setting a career-best height of 7 feet, 1 inch.
- ▶ Family moved to the United States from Nigeria where his father was a chief, who then bestowed upon him the title Chief David Njoku.
- ▶ Enjoys meditating to relax and also practiced Muay Thai when he was younger.

ing with kids and promoting strong educational values...
Hobbies/Interests: Regularly practices Muay-Thai and meditation... Enjoys movies, notes the Fast and the Furious series as his favorite.

DAVID NJOKU ▶ COLLEGE STATS

Year	Team	GP	GS	RECEIVING		Avg	TD
				No	Yds		
2015	Miami (Fla.)	13	4	21	362	17.2	1
2016	Miami (Fla.)	13	5	43	698	16.2	8
College totals		26	9	64	1,060	16.6	9



7 DeShone KIZER



POSITION ▶ QUARTERBACK

SCHOOL ▶ NOTRE DAME

HT: 6-4 | WT: 233 | BORN: 1/3/96 | ACQUIRED: D2-'17 | NFL EXPERIENCE: ROOKIE

Selected by the Cleveland Browns in the second round (52nd overall) of the 2017 NFL Draft.

College: Started 23 of his 25 career games played at Notre Dame...Named 2016 Notre Dame Monogram Club MVP...Threw for 5,809 career yards with 47 touchdowns on 423 of 696 passing, with a 147.7 passing efficiency... Also rushed for 992 career yards and 18 touchdowns... Started all 12 games played in 2016, completing 212 of 361 pass attempts for 2,925 yards and 26 touchdowns...Threw for two or more touchdowns in 10 games and surpassed 300 yards in three contests...(9/4) at Texas: Tied a career-high with five touchdowns in season-opening win... (10/1) vs. Syracuse: Threw for a career-high 471 yards on 23 of 35 passing, capping off a three-game span in which he threw for a combined 1,196 yards, averaging 398.7 yards per game...Added three touchdowns through the air and one on the ground over that span...Completed 210 of 334 attempts for 2,884 yards and 21 touchdowns as a redshirt freshman in 2015...Named team's Offensive Newcomer of the Year...(10/3) at Clemson: Totaled 300-plus passing yards for the first time in his career, throwing for 321 yards and two TDs...Added a rushing TD...(11/7) at Pittsburgh: Set career-high mark of five touchdown passes...(10/31) vs. Temple: Rushed for a career-high 143 yards, finding the end zone on the ground twice...Majored in finance in the Mendoza School of Business.

Personal: Given name is DeShone Allen Kizer...Native of Toledo, Ohio...Won a spelling bee in 6th grade, completing the event with the word "junco"...**High School:** Attended Toledo Central Catholic in Toledo, Ohio...Passed for 5,684 passing yards and 56 TDs while rushing for 1,211 yards and 17 TDs...Named AP Ohio Division III Co-

AT A GLANCE

▶ Threw for 5,809 yards and 47 touchdowns during a two-year span as the starting quarterback at Notre Dame.

▶ Recorded five touchdowns in a single game twice in college (11/7/15 at Pitt and 9/4/16 at Texas), tied for second in Notre Dame annals.

▶ Father, Derek, played basketball at Bowling Green State University and coached DeShone in multiple sports when he was growing up.

▶ Collects shoes and cites the Air Jordan 1s as his favorite selections.

▶ 6th grade spelling bee champion.

Offensive Player of the Year as a senior in 2013...Compiled a 34-6 record as a three-year starter, including an Ohio Division II state championship in 2012...Also played basketball and baseball...**Community Involvement:** Passionate about working with youth and cancer patients, particularly after cancer affected a close friend at age 18...**Hobbies/Interests:** Collects shoes and cites the Air Jordan 1s as his favorite selections... Enjoys playing golf and ping pong in his free time.

DeShone Kizer ▶ COLLEGE STATS

Year	Team	PASSING					Yds/				
		GP	GS	Att	Cmp	Pct	Yds	Att	TD	Int	Rtg.
2014	Notre Dame	0	0	0	0	-	0	-	0	0	-
2015	Notre Dame	13	11	334	210	62.9	2,880	8.6	21	10	150.1
2016	Notre Dame	12	12	361	212	58.7	2,925	8.1	26	9	145.6
College totals		25	23	695	422	60.7	5,805	8.4	47	19	147.7

Year	Team	RUSHING					
		GP	GS	No	Yds	Avg	TD
2014	Notre Dame	0	0	0	0	-	0
2015	Notre Dame	13	11	135	525	3.9	10
2016	Notre Dame	12	12	129	472	3.7	8
College totals		25	23	264	997	3.8	18



2017 DRAFT CHOICES

65 LARRY OGUNJOBI



POSITION ▶ DEFENSIVE LINE

SCHOOL ▶ CHARLOTTE

HT: 6-2 | WT: 305 | BORN: 6/3/94 | ACQUIRED: D3-'17 | NFL EXPERIENCE: ROOKIE

Selected by the Cleveland Browns in the third round (65th overall) of the 2017 NFL Draft.

College: First player drafted into the NFL from Charlotte...Started all 46 games played...Amassed 217 tackles, 49 tackles for loss, 13 sacks...Member of Charlotte's first class of football recruits, became the school's all-time leader in tackles, tackles for loss and sacks...Set the school's single-season record for TFL in 2015 (14.5) and sacks in 2014 (five)...Named to the Athletic Director's List and Conference USA Commissioner's Honor Roll from 2012-15...First-team All-Conference USA selection in 2016...First player in 49ers' history to participate in NFL Combine and Reese's Senior Bowl...Named to watch lists of national awards such as the Bednarik Award for the nation's top defender and the Outland Trophy for the nation's top interior lineman...Totaled 65 tackles, 13.5 tackles for loss and three sacks as a senior...Second-team All-Conference USA honoree in 2015, notching 62 tackles, 2.5 sacks and a career-high 14.5 tackles for loss...Tallied 48 tackles, 11.5 tackles for loss and a career-high five sacks as a sophomore in 2014...Tied for the team-lead with 9.5 tackles for loss, adding 42 tackles and 2.5 sacks...Double majored in computer science and biology.

Personal: Given name is Olumide Larry Ogunjobi...Goes by Larry...Named after his father, Larry Sr...Last name pronounced OH-gun-JOE-bee...Native of Charlotte, N.C... Parents, Larry and Mercy Ogunjobi, immigrated from Nigeria...A biology and computer science major, was interested in a pre-med track and ultimately cancer research and treatment, inspired after his grandfather lost a battle with prostate cancer...**High School:** Attended Ragsdale High School in Jamestown, N.C... Named first-team all-conference his junior and senior

AT A GLANCE

- ▶ Last name pronounced OH-gun-JOE-bee.
- ▶ All-time leader in tackles (217), tackles for loss (49.0) and sacks (13) at Charlotte, while becoming the first player in program history drafted in the NFL.
- ▶ Lost more than 100 pounds in high school once he started working out and playing football.
- ▶ Taught himself how to play the piano, noting he can play Mozart and Beethoven.
- ▶ A biology and computer science major, was interested in a pre-med track and ultimately cancer research and treatment, inspired after his grandfather lost a battle with prostate cancer.

year...Named to first-team all-area and Most Outstanding Defensive Lineman in 2011...Helped Ragdale earn back-to-back conference championships...**Community Involvement:** Wants to get involved with visits to both local hospitals and inner-city schools...**Hobbies/Interests:** Fascinated by and is interested in visiting space, listing Interstellar as his favorite movie...Taught himself how to play the piano, noting he can play Mozart and Beethoven...Has read the Bible front to back seven times.

LARRY OGUNJOBI ▶ COLLEGE STATS

Year	School	TACKLES							INTERCEPTIONS					FUMBLES		
		GP	GS	Tot	Solo	Asst	Sk	Yds	No	Yds	Lg	TD	PD	FF	FR	Yds
2013	Charlotte	11	11	42	29	13	2.5	30	0	0	-	0	0	0	-	0
2014	Charlotte	11	11	48	30	18	5.0	43	0	0	-	0	0	0	-	0
2015	Charlotte	12	12	62	37	25	2.5	18	0	0	-	0	0	0	-	0
2016	Charlotte	12	12	65	31	34	3.0	15	0	0	-	0	2	0	-	0
College totals		46	46	217	127	90	13.0	106	0	0	-	0	2	0	-	0



35 HOWARD WILSON



POSITION ▶ DEFENSIVE BACK

SCHOOL ▶ HOUSTON

HT: 6-0 | WT: 184 | BORN: 10/30/95 | ACQUIRED: 05-'17 | NFL EXPERIENCE: ROOKIE

Selected by the Cleveland Browns in the fourth round (126th overall) of the 2017 NFL Draft.

College: Played in 29 career games at Houston, finishing with 107 tackles and nine interceptions...Started all 13 games as a redshirt sophomore in 2016, totaling 54 tackles, 10 passes defended and five interceptions... Member of Houston's "JackBoyz" and "Third Ward D," helped the Cougars earn a 30-10 record during his career, the school's most wins during a three-year stretch in program history...(9/15) at Cincinnati: Tallied eight tackles and two interceptions, returning one for a TD... Earned first-team All-America Athletic Conference honors in 2016...Suffered a season-ending injury as a true sophomore three games into the season...Played in all 13 games as a freshman with three starts...Registered 48 tackles and three interceptions in his first season... Finished the year as one of only four freshmen to appear in every game...Majored in sociology.

Personal: Given name is Howard Antonio Wilson II... Nickname is "Tweet," which was given to him by his maternal great-grandmother... Native of DeSoto, Texas... **High School:** Attended DeSoto High School in DeSoto, Texas, where he was a two-year starter at cornerback... Earned second-team all-state and first-team all-district recognition as a senior after finishing with five inter-

AT A GLANCE

- ▶ First-team All-AAC selection in 2016 after posting five interceptions, 10 passes defended and 54 tackles.
- ▶ Began his football career playing defensive line in youth football before moving to linebacker in high school and then to defensive back.
- ▶ Pole vaulted in high school, recording a highest mark of 10 feet.

ceptions on the season...Named to the 2013 AP All-State second team...Started his football career as a defensive lineman in youth football before transitioning to linebacker and then defensive back...**Community Involvement:** Routinely volunteers to help children with special needs...Has a passion for helping kids...**Hobbies/Interests:** Enjoys watching action movies, noting that Leonardo DiCaprio and Shia LaBeouf are two of his favorite actors.

HOWARD WILSON ▶ COLLEGE STATS

Year	School	TACKLES							INTERCEPTIONS				FUMBLES		
		GP	GS	Tot	Solo	Asst	Sk	Yds	No	Yds	TD	PD	FF	FR	Yds
2014	Houston	13	3	48	27	21	0	0	3	0	0	3	0	0	0
2015	Houston	3	0	5	5	0	0	0	1	5	0	2	0	0	0
2016	Houston	13	13	54	45	9	0	0	5	58	1	10	0	2	0
College totals		29	16	107	77	30	0	0	9	63	1	15	0	2	0



2017 DRAFT CHOICES

78 ROD JOHNSON



POSITION ▶ **OFFENSIVE LINE**

SCHOOL ▶ **FLORIDA STATE**

HT: 6-6 | WT: 300 | BORN: 11/28/95 | ACQUIRED: 05-'17 | NFL EXPERIENCE: ROOKIE

Selected by the Cleveland Browns in the fifth round (160th overall) of the 2017 NFL Draft.

College: Two-time Jacobs Blocking Trophy recipient, awarded to the ACC's best blocker...Earned All-America and first-team All-ACC recognition in 2015 and 2016... Made 31 consecutive starts, blocking for Florida State all-time leading rusher Dalvin Cook and a ground attack that averaged 206.8 yards per game in 2016...One of two offensive linemen to start every game in 2015 (all at LT)...Earned first-team All-ACC honors in 2015 by the media and coaches...Paved the way for Cook to set a single-season school record with 1,691 rushing yards, including nine 100-yard rushing games...Appeared in eight contests as a freshman in 2014, starting five of them en route to being named a freshman All-American...Majored in social sciences.

Personal: Given name is Roderick Tyler Johnson...Preferred name is Rod...Born in Florissant, Mo...Interested in social science and computer programming, lists the Pentagon as his desired workplace if not pursuing his football career...**High School:** Four-star recruit from Hazelwood Central High School...Earned Missouri Class 6A first-team all-state honors...Two-time first-team All-Metro selection...Helped his team to a 12-1 record, a Suburban North Conference Championship and an

AT A GLANCE

- ▶ Voted the Jacobs Blocking Trophy winner in back-to-back years, presented to the top offensive lineman in the ACC.
- ▶ All-America honoree and All-ACC first-team selection in 2015 and 2016, starting 31 consecutive games in his career.
- ▶ Volunteers by visiting schools and tutoring children.

appearance in the Missouri 6A state semifinals as a senior...Led an offensive line that blocked for 3,088 rushing yards (237.5 yards per game)...Earned the STL Football U Junior National Elite award...Participated in track and field, primarily throwing the shot put...**Community Involvement:** Enjoys visiting schools and volunteering by helping and tutoring children...**Hobbies/Interests:** Enjoys watching movies in his free time, especially comedies...Says his unique trait is that he is always smiling, simply stating that "life is good."

ROD JOHNSON ▶ COLLEGE STATS

Year	School	GP	GS
2014	Florida State	8	5
2015	Florida State	13	13
2016	Florida State	13	13
College totals		34	31



99 CALEB BRANTLEY



POSITION ▶ DEFENSIVE LINE

SCHOOL ▶ FLORIDA

HT: 6-2 | WT: 307 | BORN: 9/2/94 | ACQUIRED: D6-'17 | NFL EXPERIENCE: ROOKIE

Selected by the Cleveland Browns in the sixth round (185th overall) of the 2017 NFL Draft.

College: Started 22 of 38 career games at Florida and declared for the NFL draft following his redshirt junior season...Led the Gators in tackles for loss (9.5) in 2016, earning AP All-SEC second-team honors...Posted 31 tackles and 2.5 sacks in his last year... Recorded one sack and three tackles in Florida's 30-3 victory over Iowa in the Outback Bowl, his final collegiate game... Started 10 of 13 games in 2015, totaling 28 tackles and 7.0 tackles for loss, two forced fumbles and a fumble recovery...Played in all 12 games in 2014, finishing with 21 total tackles and two forced fumbles...Redshirted in 2013.

Personal: Full name is Caleb Dantrell Brantley...Native of Crescent City, Florida...**High School:** Attended Crescent City High School in Crescent City, Florida...Rated the top 2013 defensive tackle during the Rivals 100 Five-Star Challenge...Played in the Under Armour All-American Game...Florida Class 1A All-State first-team in 2012...Totaled 94 tackles, five sacks, four forced fumbles and two fumble recoveries as a senior...**Community Involvement:** Hopes to one day establish a foundation to sup-

AT A GLANCE

- ▶ Declared for the NFL Draft after his redshirt junior season, posted team-best 9.5 tackles for loss and 2.5 sacks in 2016.
- ▶ Recorded one sack and three tackles in Florida's 30-3 victory over Iowa in the Outback Bowl, his final collegiate game.
- ▶ Enjoys fishing in his free time, particularly in small ponds on farms and other rural areas.

port inner-city youth that also allows them to see other parts of the country, given most youth from his hometown do not leave Putnam County...**Hobbies/Interests:** Enjoys playing FIFA in his free time...Lists his favorite TV show as Fresh Prince of Bel-Air and favorite recording artist as Lil Wayne.

CALEB BRANTLEY ▶ COLLEGE STATS

Year	School	GP		TACKLES				INTERCEPTIONS				FUMBLES		
		GS	Tot	Solo	Asst	Sk	No	Yds	TD	PD	FF	FR	Yds	
2014	Florida	12	1	21	6	15	0.0	0	0	0	0	2	1	0
2015	Florida	13	10	28	11	17	3.0	0	0	0	0	0	0	-
2016	Florida	13	11	31	16	15	2.5	0	0	0	0	1	0	-
College totals		38	22	80	33	47	5.5	0	0	0	0	3	1	0



2017 DRAFT CHOICES

5 ZANE GONZALEZ



POSITION ▶ **KICKER**

SCHOOL ▶ **ARIZONA STATE**

HT: 6-0 | WT: 202 | BORN: 5/7/95 | ACQUIRED: D7A - 17 | NFL EXPERIENCE: ROOKIE

Selected by the Cleveland Browns in the seventh round (224th overall) of the 2017 NFL Draft.

College: Played in 51 games during his four-year career...Finished career as the FBS all-time leader in field goals made (96) and points by a kicker (494)...Averaged 9.7 points per game... Became the first player in FBS history to kick 20 or more field goals in each of his four seasons with the program...Tied for the FBS record for career games with four or more field goals (6) and fields goals from 50+ in a single game (three)...Finished with an 82.76 percent career field goal percentage... Converted 23-of-25 field goals in 2016 (92 percent), honing a career-long 59-yard field goal, the longest field goal of the year in the FBS...Made a career-high 26 field goals in 2015...Also took over kickoff duties in 2015, accumulating 126 touchbacks in two seasons... Majored in communications with a minor in business.

Personal: Given name is Zane Holden Fortunato Gonzalez...Native of Deer Park, Texas...Lived primarily with his father following his parents' separation, including time sharing space in his grandmother's one-bedroom apartment with his dad, brother and sister...**High School:** Attended Deer Park High School in Deer Park, Texas... Perfect on all of his field goals and extra points during his senior season...Played soccer for four years...**Community Involvement:** Helped volunteer at the annual Pat Tillman Foundation Run held in Tempe, Ariz...**Hobbies/Interests:** Enjoys playing video games, exercising and traveling...Lists his favorite movie as Warrior and favorite TV show as Game of Thrones.

AT A GLANCE

- ▶ The 2016 Lou Groza Award winner, presented to the nation's top collegiate kicker.
- ▶ Holds six FBS records for kicking, finishing his career as the all-time FBS leader in field goals made (96) and points by a kicker (494).
- ▶ A 2016 unanimous first-team All-American, only the third player in Arizona State history to earn the honor.
- ▶ Lived primarily with his father following his parents' separation, including time sharing space in his grandmother's one-bedroom apartment with his dad, brother and sister.
- ▶ Helped volunteer at the annual Pat Tillman Foundation Run held in Tempe, Ariz.

ZANE GONZALEZ ▶ COLLEGE STATS

Year	Team	FIELD GOALS					EXTRA POINTS			SCORING
		GP	FG	FGA	Pct	Lg	XP	XPA	Pct	Points
2013	Arizona State	14	25	30	83.3	44	63	65	96.9	138
2014	Arizona State	12	22	27	81.5	49	50	52	96.2	116
2015	Arizona State	13	26	34	76.5	48	52	52	100.0	130
2016	Arizona State	12	23	25	92.0	59	38	40	97.5	108
College Totals		51	96	116	82.8	59	204	209	97.6	492

Year	Team	FIELD GOALS									
		1-19	Pct	20-29	Pct	30-39	Pct	40-49	Pct	50+	Pct
2013	Arizona State	2/2	100.0	12/13	92.3	7/9	77.8	4/6	66.7	0/0	-
2014	Arizona State	0/0	-	9/9	100.0	7/8	87.5	6/9	66.7	0/1	0.0
2015	Arizona State	1/1	100.0	14/16	87.5	7/7	100.0	4/7	57.1	0/3	0.0
2016	Arizona State	0/0	-	5/5	100.0	5/5	100.0	6/6	100.0	7/9	77.8
College Totals		3/3	100.0	40/43	93.0	26/29	89.6	20/28	71.4	7/13	53.8



37 MATTHEW DAYES

POSITION ▶ **RUNNING BACK**
 SCHOOL ▶ **NORTH CAROLINA STATE**

HT: 5-8 | WT: 205 | BORN: 9/3/94 | ACQUIRED: D7B - '17 | NFL EXPERIENCE: ROOKIE



STATE

PLAYERS

2017 SEASON

HISTORY

RECORDS

GAME DAY

Selected by the Cleveland Browns in the seventh round (252nd overall) of the 2017 NFL Draft.

College: Played in all 13 games in 2016, finishing third in the ACC in rushing with 1,166 yards and 10 touchdowns... Finished fourth all-time in N.C. State history with 2,856 career rushing yards and third all-time with 34 career rushing touchdowns...Second-team All-ACC selection... Became the Wolfpack's first 1,000 yard rusher since 2002...His eight 100-yard rushing games during his senior year were the most by a NC State player since 1977...Ended the 2015 season with 865 rushing yards and 12 rushing touchdowns in nine games played...Led the FBS in rushing touchdowns through nine games prior to missing the rest of the season with an injury... Honorable mention All-ACC selection...Team-leader in touchdowns in 2014 with 13, third-most in the ACC... Led the team with 1,278 all-purpose yards...Second on the team in rushing yards (473) and receptions (32)...In 2014, bolstered NC State as it recorded its fourth-best rushing total in school history with 2,659 rushing yards and the team's best per game average since 1992... One of three Wolfpack players to rush for 500 yards, joined by QB Jacoby Brisset and RB Shadrach Thornton, the first time the program accomplished the feat since 1973...Third-leading rusher on the team as a true freshman in 2013...Scored three touchdowns in the season opener, most by a NC State running back since 2007 and the second-most ever for an NC State true freshman...Studied sociology at NC State.

Personal: Native of Fort Lauderdale, Fla...**High School:** Attended Cyprus Bay High School in Fort Lauderdale, Fla...Broward County Player of the Year in 2012...Went

AT A GLANCE

- ▶ Finished fourth all-time in N.C. State history with 2,856 career rushing yards and third all-time with 34 career rushing touchdowns.
- ▶ Rushed for 1,116 yards and 10 touchdowns with eight 100-yard games to become the first Wolfpack running back to surpass 1,000 rushing yards since 2002.
- ▶ In 2015, Dayes led the FBS with 12 rushing touchdowns through the first nine games of the season.
- ▶ Born in Jamaica.

12-2 and played in the Florida 8A championship game as a senior...Rushed for 174 yards and five touchdowns on 22 carries in the state championship game...Totaled 1,864 rushing yards his senior season, scoring 31 touchdowns and rushing for over 150 yards in every game that year...Also ran track in high school...**Community Involvement:** Visited local hospitals during his time at North Carolina State...**Hobbies/Interests:** Has the ability to juggle...Lists his favorite TV shows as Prison Break and Breaking Bad.

MATTHEW DAYES ▶ COLLEGE STATS


Year	Team	GP		RUSHING				RECEIVING			
		GS	No	Yds	Avg	TD	No	Yds	Avg	TD	
2013	N.C. State	11	0	63	252	4.0	4	10	173	17.3	1
2014	N.C. State	13	3	104	573	5.5	8	32	321	10.0	5
2015	N.C. State	8	8	134	865	6.5	12	24	172	7.2	0
2016	N.C. State	13	13	249	1166	4.7	10	32	271	8.5	0
College totals		45	24	550	2,856	5.2	34	98	937	9.6	6



2017 UNDRAFTED ROOKIES AND FIRST-YEAR PLAYERS

#50 B.J. BELLO

LINEBACKER • 6-2 • 229 • ILLINOIS STATE • R



Career Transactions: Signed by the Cleveland Browns as an undrafted free agent on May 11, 2017.

College: Started 11 of 12 games at Illinois State, finishing with 67 tackles, six sacks and two forced fumbles... MVFC All-Newcomer Team selection...

Transferred from Illinois in 2016 where he appeared in 21 games over three seasons...Recorded six tackles and one pass breakup in 2015...Collected three tackles in nine games for the Fighting Illini in 2014...Recorded four tackles in four games as a redshirt freshman at Illinois in 2013.

Personal: Given name is Amin Babajide Bello...Born in New Lenox, Ill... Earned a degree in community health at the University of Illinois prior to transferring to Illinois State... First generation member of his family to be born in the United States, with his family immigrating from Nigeria...**High School:** Attended Lincoln-Way West High School in New Lenox, Ill... Named All-Area by the Joliet Herald News...Had 81 tackles, three tackles for loss, one forced fumble and one INT his senior year in 2011...Also an All-State track athlete...**Community Involvement:** Visited local middle schools to read with children and promote educational values...Helps with an annual walk for disabled children in the Greater Chicago area...**Hobbies/Interests:** Enjoys watching comedy movies and lists Will Smith as his favorite actor.

#52 JAMES BURGESS

LINEBACKER • 6-0 • 230 • LOUISVILLE • 1ST



Career Transactions: Originally signed by the Miami Dolphins as an undrafted free agent on May 6, 2016...Waived by the Dolphins on Sept. 3, 2016...Added to the Dolphins' practice squad on Sept. 5, 2016...Released from the Dolphins' practice squad on Sept. 13, 2016...Added to

the San Diego Chargers' practice squad on Nov. 1, 2016...Released from the Chargers' practice squad on Nov. 14, 2016...Added to the Jacksonville Jaguars' practice squad on Dec. 7, 2016...Released from the Jaguars' practice squad on Dec. 16, 2016...Added to the Cleveland Browns' practice squad on Dec. 20, 2016...Signed by Browns on Jan. 2, 2016.

Seasonal Reviews:

2016: Spent training camp with Miami before spending time on the Dolphins', Chargers', Jaguars' and Browns' practice squads during the season.

College: Appeared in 49 games with 41 starts at Louisville and totaled 263 tackles, six INTs and 13 passes defended...As a senior in 2015, started all 13 games and finished with a career-high 92 tackles, five passes defended and one INT...As a junior in 2014, started all 13 games and finished third on the team with 71 tackles, three sacks and three INTs...As a sophomore in 2013, appeared in all 13 games and recorded 72 tackles, one fumble recovery and one forced fumble...As a freshman in 2012, appeared in 10 games with four starts and finished with 28 tackles and two INTs...Graduated with a degree in justice administration.

Personal: Given name is James Paul Burgess...Native of Homestead, Fla...Dad, James, Sr., played for the San Diego Chargers...Uncle, Willie Middlebrooks, was selected by the Denver Broncos in the first round of the 2001 NFL Draft...**High School:** Attended Homestead Senior High School in Homestead, Fla...All-American...Voted team captain and defensive captain at the All-American game...Earned third-team All-Dade County accolades as a sophomore and junior...**Hobbies/Interests:** Would have pursued a career in baseball if not for football...Considers himself a "Momma's boy"...Favorite movie is Life...Favorite TV Show is Real Husbands of Hollywood.

#31 TREY CALDWELL

DEFENSIVE BACK • 5-9 • 185 • LOUISIANA-MONROE • 1ST



Career Transactions: Selected by the Cleveland Browns in the fifth round (173rd overall) of the 2016 NFL Draft...Waived by the Browns on Sept. 4, 2016...Signed to the Browns' practice squad on Sept. 5, 2016...Elevated to the Browns' active roster on Dec. 21, 2016.

Signed Seasonal reviews:

2016: Spent the first 15 weeks of the season on the practice squad...Elevated to Browns' active roster prior to Week 16... (12/24) vs. SD: In Browns debut, contributed on special teams during 20-17 win...Sustained hamstring injury in second half and did not return.

College: Started 28 of 48 career games played at Louisiana-Monroe...Amassed 143 tackles, 21 passes defended and two INTs...Also returned 14 kickoffs for 323 yards and a TD as a senior in 2015...Played in 13 games in 2015, starting 12...Totalled 52 tackles, 10 passes defended and one INT returned for a 40-yard TD...Received All-Sun Belt honorable mention...Started 10 games in 2014 as a junior, tallying 42 tackles and an INT...Received All-Sun Belt honorable mention...Played in all 12 games as a sophomore in 2013, starting six contests and totaling 35 tackles...Appeared in all 12 games as a freshman in 2012, recording 14 stops on the season.

STAFF

PLAYERS

2017 SEASON

HISTORY

RECORDS

GAME DAY



2017 UNDRAFTED ROOKIES AND FIRST-YEAR PLAYERS

Personal: Given name is Clarence Leslie Caldwell III...Nicknamed Trey because he is the third of his name...Born in Dallas, Texas...Native of Richardson, Texas...Father played football at Texas A&M-Kingsville and grandfather played football at Texas Southern...**High School:** Attended Lloyd V. Berkner High School in Richardson, Texas...Earned all-district and first-team all-city recognition as a senior with 75 tackles, 10 passes defended, four fumble recoveries and four INTs...Received all-district and second-team all-city honors as a junior, finishing with 71 tackles and an INT...Also played basketball...**Community Involvement:** As a rookie, volunteered at local youth football camps, made several hospital visits and participated in multiple toy giveaways during the holiday season...**Hobbies/Interests:** Enjoys fishing and hiking in his spare time...Favorite movie is Friday and favorite TV shows are Breaking Bad, The Office and Entourage...Lists hip-hop and R&B as his favorite types of music and Big Sean as his favorite musician.

#93 TREVON COLEY

DEFENSIVE LINE • 6-1 • 310 • FLORIDA ATLANTIC • 1ST



Career Transactions: Originally signed by the Baltimore Ravens as an undrafted free agent on May 6, 2016...Waived by the Ravens on Aug. 29, 2016...Added to the Washington Redskins' practice squad on Nov. 30, 2016...Released from the Redskins' practice squad on Dec. 13, 2016...

Added to the Cleveland Browns' practice squad on Dec. 15, 2016...Signed by the Browns on Jan. 2, 2017.

Seasonal reviews:

2016: Spent training camp with the Ravens...Spent time on the Redskins' and Browns' practice squads.

College: Started in all 48 games played at Florida Atlantic, totaling 195 tackles, 12.5 sacks and one INT...As a senior in 2015, served as a team captain, starting all 12 games at defensive tackle and recorded 66 tackles, two passes defended and two fumble recoveries on way to earning All-Conference USA first team...Also was named 2015 Team MVP...As a junior in 2014, started all 12 games and led all linemen with 53 tackles, four sacks, two passes defended, one INT and a fumble recovery...As a sophomore in 2013, started all 12 games at defensive tackle and posted 37 tackles and 3.5 sacks...As a freshman in 2012, started in all 12 games and recorded 39 tackles and 1.5 sacks...Graduated with a degree in sociology.

Personal: Native of Miramar, Fla...Family member, Rohan Davey, played the New England Patriots...**High School:**

Played at Miramar High School in Miramar, Fla., where he earned second-team all-state, first-team all-county and was a team captain for the State Championship runner-ups...Member of the school's honor roll...**Hobbies/Interests:** Collects pens...Aspires to coach when his playing days are over.

#36 JUSTIN CURRIE

DEFENSIVE BACK • 6-2 • 212 • WESTERN MICHIGAN • 1ST



Career Transactions: Originally signed by the New York Giants as an undrafted free agent on May 7, 2015...Waived by the Giants on July 15, 2015...Signed by the Giants on July 23, 2015...Waived by the Giants on Sept. 3, 2016...Added to the Cleveland Browns' practice squad

on Dec. 7, 2016...Signed by the Browns on Jan. 2, 2016.

Seasonal reviews:

2016: Spent the final four weeks of the season on the Browns' practice squad.

2015: Spent the year on injured reserved after fracturing ankle in the preseason.

College: Appeared in 47 games with 37 starts at Western Michigan while totaling 340 tackles...As a senior in 2014, started all 13 games and led the team in tackles with 105 while earning the MAC Distinguished Scholar-Athlete and Academic All-MAC...As a junior in 2014, started all 12 games and finished with a team-best 113 tackles, three INTs and one forced fumble...As a sophomore in 2012, started all 12 games and tallied 98 tackles, one fumble recovery and one forced fumble on way to earning second team All-MAC and Team Outstanding Defensive Player of the Year...As a freshman in 2011, appeared in 10 games and finished with 24 tackles...Majored in criminal justice.

Personal: Born Justin Mark Currie...Native of Big Rapids, Mich...**High School:** Attended Big Rapids High School, where he earned first-team all-conference and all-area dream team...

Community Involvement: Active with the Chris Kyle Frog Foundation, to honor God, country and families who serve the military...**Hobbies/Interests:** Enjoys rock climbing...Spent part of the 2016 offseason rock climbing at Railay Beach in Krabi, Thailand...Wants to learn to play bagpipes...If not for football, would be involved with law enforcement or military...Favorite movie is V for Vendetta...Favorite TV show is Vikings.



2017 UNDRAFTED ROOKIES AND FIRST-YEAR PLAYERS

#61 ANTHONY FABIANO

OFFENSIVE LINE ▶ 6-1 ▶ 303 ▶ HARVARD ▶ 1ST



Career Transactions: Originally signed by the Baltimore Ravens as an undrafted free agent on May 6, 2016...Waived by the Ravens on Aug. 29, 2016...Added to the Cleveland Browns' practice squad on Sept. 5, 2016...Elevated to the Browns' active roster on Oct. 5, 2016...Waived by the Browns on Oct. 10, 2016...

Added to the Browns' practice squad on Oct. 12, 2016...Elevated to the Browns' active roster on Dec. 5, 2016.

Seasonal Reviews

2016: Elevated to Browns' active roster on Dec. 5...Helped Browns finish second in NFL with 4.89 rush avg., highest by Cleveland since 1966...Spent 11 weeks of the season the Browns' practice squad...Also spent Week 5 on active roster (active, did not play)...(12/11) vs. Cin.: Made NFL debut as extra OL in jumbo set...(1/1) at Pit.: Started first career game at C, playing every offensive snap...Helped Browns rush for 231 yards, team's fourth most since 1999.

College: Appeared in 32 games with 29 starts at Harvard, playing both guard and tackle...As a senior in 2015, appeared in seven games and earned first-team All-Ivy League honors as well as ECAC FCS All-Star second team recognition...Also named to the All-New England team...As a junior in 2014, started all 10 games and earned All-Ivy League honorable mention honors at right guard...In 2013, appeared in two games and received a medical redshirt following injury...As a sophomore in 2012, started all 10 games at left tackle and earned second-team All-Ivy League honors...Played in three games as a true freshman in 2011...Graduated with a degree in economics.

Personal: Native of Wakefield, Mass...**High School:** Attended Wakefield High School in Wakefield, Mass., where he was a two-year starter at tight end and defensive end...As a senior, earned all-scholastic honors from the Boston Herald and first-team all-league accolades...**Community Involvement:** Volunteered at Cleveland youth football field dedications and First and Ten hospital visits as a rookie...**Hobbies/Interests:** Enjoys reading and playing video games in his free time...Has the ability to juggle...Aspires to become an NFL agent...Once ate two large pizzas in one sitting.

#48 LADELL FLEMING

LINEBACKER ▶ 6-0 ▶ 230 ▶ NORTHERN ILLINOIS ▶ R



Career Transactions: Signed by the Cleveland Browns as an undrafted free agent on May 11, 2017.


College: Appeared in 47 career games, including 13 starts at Northern Illinois...Tallied 104 career tackles, 7.5 sacks and two forced fumbles...Finished 2016 with 40 total tackles (six for loss) in 12 starts...

Registered a career-high six tackles for loss in 2016...Played in all 14 games with one start in 2015...Collected 31 total tackles and three sacks during 2015...Appeared in 12 games and collected 24 tackles in 2014...Saw action in nine games as a redshirt freshman in 2013...Was NIU's special teams player of the week against Toledo that season...Majored in communications and media studies.

Personal: Given name is Ladell Vernon Fleming...Born in Chicago, Ill...**High School:** Attended Julian High School in Chicago, Ill...Was a two-time all-conference selection in high school...Totaled 115 tackles, seven sacks and two interceptions during his senior season...Also wrestled in high school, winning the Chicago City Championship as a sophomore in the 189-pound weight class...**Community Involvement:** Participates in the annual Feed My Starving Children benefit, which helps send food to impoverished areas overseas...**Hobbies/Interests:** Enjoys playing Topgolf in his spare time.

#41 J.D. HARMON

DEFENSIVE BACK ▶ 6-0 ▶ 196 ▶ KENTUCKY ▶ R



Career Transactions: Signed by the Cleveland Browns as an undrafted free agent on May 11, 2017.

College: Appeared in 49 career games at Kentucky, totaling 120 tackles and seven interceptions...Earned a starting spot as a freshman after joining the program as a walk-on...

Recorded 39 total tackles and two interceptions as a senior in 2016...Led the team with three interceptions in 12 games in 2015...Totaled 28 tackles, two pass breakups and one forced fumble...Returned four kickoffs for 128 yards, averaging 32 yards per return...Played in all 12 games as a redshirt sophomore in 2014, making 29 tackles on the year...Redshirted in 2013...Played in all 12 games as a true freshman in 2012...Led the team with two interceptions, recording both against Missouri...Majored in communications.

STAFF

PLAYERS

2017 SEASON

HISTORY

RECORDS

GAME DAY



2017 UNDRAFTED ROOKIES AND FIRST-YEAR PLAYERS

Personal: Given name is Jadarion Johntavian Harmon... Goes by J.D... Born in Paducah, Ky...**High School:** Attended Paducah Tilghman High School in Paducah, Ky...Played basketball, in addition to track and field...Had 11 interceptions and 32 touchdowns his senior season...Won the state championship in both the long jump and the triple jump as a junior and senior...High school football team won the Class AAA state championship his sophomore season...**Community Involvement:** Plays in an annual charity basketball game at WKTCT...**Hobbies/Interests:** Spends his free time writing music in a recording studio.

#42 ALVIN HILL

DEFENSIVE BACK • 6-0 • 201 • MARYLAND • R



Career Transactions: Signed by the Cleveland Browns as an undrafted free agent on May 11, 2017.

College: Played in 47 career games at Maryland, starting 17 contests...Totaled 106 tackles, 11 passes defended and three interceptions...Led the team with two interceptions in 2016...Collected career-high 51 tackles...Had career-best nine tackles at Michigan...Saw action in 12 games in 2015, posting 17 total tackles and recovering one fumble...Started the first four games of 2014 before suffering an injury that ended his season...Played in 12 games in 2013, tallying 15 tackles...Appeared in six games as a true freshman, mostly on special teams...Majored in family science.

Personal: Given name is Alvin Douglas Hill...Born in Miami, Fla...Older brother, Deatrick Bonner, played football at Virginia Tech...**High School:** Attended Luella High School in Locust Grove, Ga...Class 5A second-team all-state selection in 2011...Totaled 45 tackles, one sack, four interceptions and 11 passes defended...**Community Involvement:** Passionate about helping homeless people in need...**Hobbies/Interests:** Enjoys reading and working out in his spare time...Implemented ballet into his offseason training prior to his final year of college.

#28 DARIUS HILLARY

DEFENSIVE BACK • 5-10 • 183 • WISCONSIN • 1ST



Career Transactions: Originally signed by the Cincinnati Bengals as an undrafted free agent on May 6, 2016...Waived by the Bengals on Sept. 3, 2016...Added to the Bengals' practice squad on Sept. 4, 2016...Released from the Bengals' practice squad on Oct. 1, 2016...Signed to the

Cleveland Browns' practice squad on Oct. 18, 2016...Elevated to the Browns' active roster on Oct. 21, 2016...Waived by the Browns on Oct. 24, 2016...Signed to the Cleveland Browns' practice squad on Oct. 26, 2016...Signed by the Browns on Jan. 3, 2017.

Seasonal reviews:

2016: Spent Week 7 on the Browns' active roster (inactive)...Also spent nine weeks on Cleveland's practice squad...Spent five weeks on the Bengals' practice squad.

College: Appeared in 54 games at Wisconsin and tied a school record for games played while starting the final 40 consecutive games of his career...Totaled 138 tackles, 19 passes defended, one INT, one forced fumble and three fumble recoveries...As a senior in 2015, started all 13 games at cornerback and recorded 44 tackles, six passes defended, and two fumble recoveries on way to earning All-Big Ten honorable mention...As a junior in 2014, started all 14 games at cornerback and recorded 41 tackles and five passes defended on way to earning second-team All-Big Ten honors...As a sophomore in 2013, started all 13 games at cornerback and recorded 30 tackles, six passes defended, one INT, one forced fumble and one fumble recovery...As a freshman in 2012, appeared in all 14 games and recorded 23 tackles and two passes defended...Earned a degree in marketing.

Personal: Native of Cincinnati, Ohio...Father, Ira, played for the Minnesota Vikings and Cincinnati Bengals...Brother, Brandon, played football at Campbellsville University...Relatives Coco and Aramis played football at Appalachian State and Coastal Carolina, respectively...**High School:** Attended Sycamore High School in Cincinnati, Ohio, where he was a two-time team captain and earned all-conference, all-district, and all-state honors...Also lettered in basketball and track and field...**Hobbies/Interests:** Used to play piano...Enjoys watching television, noting Juice and Power as his favorite movie and TV show, respectively...Aspires to be a brand manager for an NFL team when his playing days are over.

STAFF

PLAYERS

2017 SEASON

HISTORY

RECORDS

GAME DAY



2017 UNDRAFTED ROOKIES AND FIRST-YEAR PLAYERS

#88 J.P. HOLTZ

TIGHT END • 6-3 • 240 • PITTSBURGH • 1ST



Career Transactions: Signed by the Cleveland Browns as an undrafted free agent on May 5, 2016...Waived by the Browns on Sept. 3, 2016...Signed to the Browns' practice squad on Dec. 20, 2016...Signed by the Browns on Jan. 3, 2017.

Seasonal Reviews:

2016: Spent training camp with the Browns...Later added to the Browns' practice squad during Week 15.

College: Started 48 of 52 career games played at Pittsburgh... Totaled 81 career receptions for 931 yards and 11 TDs... Served as a captain his senior year, starting 12 of 13 games played and notching career highs in receptions (24), receiving yards (350) and tying a career high with four TDs...Started all 13 games in 2014, catching 21 passes for 199 yards and four TDs...Started all 13 games as a sophomore, totaling 209 receiving yards on 23 catches...Started 10 of 13 games played as a freshman, finishing with 13 receptions for 173 yards and three TDs...Majored in administration of justice.

Personal: Given name is John Paul Holtz...Native of Pittsburgh, Pa...Father, Bob, played football at California University of Pennsylvania...Mother, Gina, played volleyball and softball at Robert Morris...Brother, Rob, played football at Wooster...**High School:** Attended Shaler Area High School in Pittsburgh, Pa...Played five different positions over the course of his career...Scored 15 TDs as a senior, rushing for 337 yards on 37 carries and catching 19 passes for 332 yards as a senior...**Community Involvement:** Volunteered at numerous Cleveland schools and football camps...**Hobbies/Interests:** Enjoys fishing in his spare time...Favorite movie is Step Brothers and favorite TV show is Sons of Anarchy...Lists country as his favorite type of music and Luke Bryan as his favorite artist.

#11 JORDAN LESLIE

WIDE RECEIVER • 6-1 • 205 • BRIGHAM YOUNG • 1ST



Career Transactions: Originally signed by the Minnesota Vikings as an undrafted free agent on May 6, 2015...Waived by the Vikings on Aug. 30, 2015...Signed to the Jacksonville Jaguars' practice squad on Oct. 21, 2015...Released from the Jaguars' practice squad on Oct. 27, 2015...Added to the Atlanta Falcons' practice squad on Dec.

15, 2015...Signed by the Falcons roster on Jan. 5, 2016...Waived by the Falcons on Aug. 27, 2016...Added to the Tennessee Titans' practice squad on Sept. 27, 2016...Released from the Titans' practice squad on Oct. 3, 2016...Added to the Cleveland Browns' practice squad on Oct. 18, 2016...Signed to the Browns on Jan. 3, 2017.

Seasonal Reviews:

2016: Spent the offseason and training camp with the Falcons before spending time on the Titans' and Browns' practice squads.

2015: Spent one week on the Jaguars' practice squad...Spent three weeks on the Falcons' practice squad.

College: Started in all 13 games during his lone season at BYU in 2014...Recorded 55 career receptions for 779 yards and six TDs...Played at University of Texas at El Paso from 2011-13 where he led the team with 44 receptions for 612 yards and seven TDs in 2013 while earning All-Conference USA honorable mention...Graduated from UTEP with a degree in electrical engineering.

Personal: Born Jordan Allen Leslie...Native of Houston, Texas...Brother, Jimmy Butler, was a first round draft pick by the Chicago Bulls in 2011...**High School:** Attended Tomball High School in Tomball, Texas...Earned first-team all-state as a junior and first-team all-district and all-region as a sophomore, junior and senior...**Hobbies/Interests:** Enjoys playing golf when not playing football...Ability to juggle...Favorite recording artist is J. Cole.

#33 TERENCE MAGEE

RUNNING BACK • 5-9 • 220 • LOUISIANA STATE • 1ST



Career Transactions: Originally signed by the Baltimore Ravens on May 8, 2015...Waived by the Ravens on September 5, 2015...Signed by the Ravens on September 8, 2015...Waived by the Ravens on September 22, 2015...Added to the Ravens' practice squad on September 24, 2015...Elevated to the Ravens' active roster on

October 17, 2015...Waived by the Ravens on October 26, 2015...Added to the Ravens' practice squad on October 28, 2015...Elevated to the Ravens' active roster on December 15, 2015...Re-signed by the Ravens on March 28, 2016...Waived by the Ravens on May 6, 2016...Signed by the Los Angeles Rams on June 7, 2016...Waived by the Rams on September 3, 2016...Added to the Rams' practice squad on September 5, 2016...Waived from the Rams practice squad on September 8, 2016...Added to the Seattle Seahawks' practice squad on September 21, 2016...Elevated to the Seahawks' active

STAFF

PLAYERS

2017 SEASON

HISTORY

RECORDS

GAME DAY



2017 UNDRAFTED ROOKIES AND FIRST-YEAR PLAYERS

roster on September 24, 2016...Waived by the Seahawks on September 29, 2016...Added to the Cleveland Browns' practice squad on October 25, 2016...Elevated to the Seahawks' active roster from the Browns practice squad on December 20, 2016...Re-signed by the Seahawks on April 18, 2017...Waived by the Seahawks on May 9, 2017...Signed by the Browns on June 1, 2016.

Seasonal Reviews:

2016: Appeared in two games for the Seattle Seahawks...Rushed for 12 yards on three carries...Spent seven weeks on the Browns' practice squad.

2015: Saw action in four games as a member of the Baltimore Ravens, rushing for five yards on two carries and catching one pass for two yards.

College: Appeared in 40 games at Louisiana State University, rushing for 1,330 yards and 12 touchdowns and catching 24 passes for 271 yards...Amassed 100 yards rushing four different times, including a single-game best 149 yards on 13 carries en route to victory over Texas A&M in 2013...Appeared in all 13 games as a senior in 2014, rushing for 571 yards and three touchdowns...majored in sports administration.

Personal: Born Terrence Tyler Magee...Has a son, Jaxen...**High School:** Attended Franklinton High School in Franklinton, La., where he starred as a dual-threat quarterback...Led Franklinton to a 14-1 record and the Louisiana 4A State Championship in 2010, collecting Most Outstanding Player of the Game honors...Named Louisiana 4A Most Outstanding Offensive Player of the Year and won the Warrick Dunn Award as WAFF's Sportsline Player of the Year...Also earned honorable mention all-state in baseball as a senior...**Community Involvement:** Working toward starting a non-profit organization to aid children of Louisiana who wish to explore options outside of athletics...**Hobbies/Interest:** Enjoys hunting and fishing in his free time...Would be an entrepreneur if not for football...Favorite movie is *The Wood*...Favorite TV show is *Sanford and Son*...Lists Juwan Ford as his favorite recording artist.

#68 JAMAL MARCUS

DEFENSIVE LINE • 6-1 • 240 • AKRON • R



Career Transactions: Signed by the Cleveland Browns as an undrafted free agent on May 11, 2017.

College: Started 14 of 18 career games at Akron...Totaled 46 career tackles, eight sacks and 18 tackles for loss...Had 16 tackles and team-best 6.5 tackles for loss in 2016...

Earned 2015 third-team All-MAC selection after recording 30 tackles, 12.5 tackles for loss and team-best 10 quarterback hurries in 11 games with 10 starts...Did not play in 2014 due

to NCAA transfer rules...Transferred to Akron from Ohio State in 2014...Appeared in 13 games with one start in 2013 for the Buckeyes...Recorded six tackles...Played in 11 games in 2012 with Ohio State, primarily on special teams...Registered eight tackles...Graduated with a bachelor's degree in organizational supervision.

Personal: Given name is Jamal Howard Marcus...**High School:** Attended Hillside High School in Durham, N.C...First-Team AP All-State selection...Member of 2011 NCHSAA Class 4A State Championship team...Recorded 89 tackles and 17.5 sacks his senior season...Also lettered in basketball and track...**Community Involvement:** Frequently visited the Akron Children's Hospital to encourage youth while playing at the University of Akron...**Hobbies/Interests:** Enjoys going to the movies in his free time...Lists his favorite movie as *Friday Night Lights*.

#89 TAYLOR McNAMARA

TIGHT END • 6-5 • 251 • SOUTHERN CALIFORNIA • R



Career Transactions: Signed by the Cleveland Browns as an undrafted free agent on May 11, 2017.

College: Started 26 of 27 career games at Southern California, posting 24 receptions for 194 yards and five TDs...Spent three years at

Oklahoma before transferring to Southern California in 2015...Recorded 12 receptions for 111 yards in 2016...Totaled 11 receptions for 83 yards and four touchdowns in 2015 and started all 14 games for the Trojans...Appeared in three games and caught a four-yard pass against Alabama in the 2014 Sugar Bowl as an Oklahoma Sooner...Played in two games during 2012 before being sidelined due to injury...Granted a medical redshirt following the 2012 season...Graduated from Oklahoma with a bachelor's degree in economics and communications...Worked towards his master's degree in communication management while at Southern California.

Personal: Given name is Taylor James McNamara...Family is originally from Streetsboro, Ohio...**High School:** Attended Westview High School in San Diego, Calif...Tallied 33 receptions for 526 yards and 17 touchdowns as a senior...2011 SI.com All-America honorable mention...**Community Involvement:** Volunteered for multiple week-long mission trips to Haiti to help build homes in impoverished areas with Fellowship of Christian Athletes...**Hobbies/Interests:** Enjoys fishing in his spare time, especially deep-sea fishing off of the California shore...His largest catch was a 35-pound yellowfin tuna off the shores of Coronado, Calif.



2017 UNDRAFTED ROOKIES AND FIRST-YEAR PLAYERS

#83 RICHARD MULLANEY

WIDE RECEIVER • 6-2 • 204 • ALABAMA • 1ST



Browns on June 12, 2017.

Career Transactions: Originally signed by the Houston Texans as an undrafted free agent on May 5, 2016... Waived by the Texans on July 25, 2016... Signed by the Dallas Cowboys on Aug., 16, 2016... Waived by the Cowboys on Aug., 30, 2016... Signed by the Cleveland

Seasonal Reviews:

2016: Spent training camp with the Cowboys.

College: Started seven of 13 career games at Alabama, posting 38 receptions for 390 yards and five TDs as a senior in 2015... Spent three years at Oregon State before transferring to Alabama in 2015... Recorded 18 receptions for 216 yards and one touchdown before suffering a season-ending elbow injury in 2014... Totaled 52 receptions for 788 yards and three touchdowns in 2013 and appeared in all 13 games for the Beavers as a redshirt sophomore... Appeared in nine games and compiled 13 receptions for 156 yards and a touchdown as a redshirt freshman in 2012... Graduated with a degree in human development and family sciences.

Personal: Native of Valencia, Calif.... **High School:** Attended Thousand Oaks High School in California... Set state record for receptions, hauling in 122 passes for 1,709 yards and 20 touchdowns as a senior... Compiled 80 receptions for 1,000 yards and eight touchdowns as a junior... Named 2011 Parade All-America team, 2011 U.S. Air Force All-American and First Team All-State.

#33 NAJEE MURRAY

DEFENSIVE BACK • 5-8 • 182 • KENT STATE • R



Career Transactions: Signed by the Cleveland Browns as an undrafted free agent on May 15, 2017.

College: Appeared in 27 games at Kent State, totaling 100 tackles, including 5.5 for loss, two interceptions, 21 passes defended, one forced fumble and four fumble recoveries...

Named first-team All-MAC and was selected to play in the Tropical Bowl as a senior in 2016... Ranked ninth in the nation in passes defended with nine... Recorded 47 tackles, including four for loss, two interceptions, one forced fumble and two fumble recoveries, including a 47-yard fumble recovery vs.

No. 14 Western Michigan for his first career touchdown... As a junior in 2015, received the Matt Ramser Award, given to members of the Kent State football team who best exemplify the qualities of courage, dedication, attitude and commitment... Also tallied 31 tackles, including one for loss and nine passes defended... Totaled 23 tackles, three passes defended and two fumble recoveries in first season as a Golden Flash in 2014... Spent one season at Ohio State before transferring to Kent State in 2013... Registered three solo tackles as a Buckeye in 2012 before sustaining a season-ending injury.

Personal: Given name is Najee Otis Murray... First name pronounced NAH-jeh... **High School:** Attended Steubenville High School in Steubenville, Ohio... Named first-team all-state, Eastern District Defensive Player of the Year, All-Ohio Division III Co-Defensive Player of the Year and played in the OHS-FCA North-South Classic... Made 54 tackles as a senior and recorded 17 catches for 280 yards and four touchdowns on offense... Also lettered in track & field and won a state championship in the 4x200 relay... **Hobbies/Interest:** Spends most of his free time playing video games, namely NBA 2k17 and Call of Duty... Used to collect football cards.

#43 KAI NACUA

DEFENSIVE BACK • 6-0 • 205 • BRIGHAM YOUNG • R



Career Transactions: Signed by the Cleveland Browns as an undrafted free agent on May 11, 2017.

College: Started 26 of 46 career games at BYU... Recorded 164 tackles, 14 interceptions, 13 passes defended and two interception-return touchdowns... Tied the single-

season school record for interceptions twice with six... Semi-finalist for the Jim Thorpe Award in 2016... Totaled 48 tackles and six interceptions in 2016, playing in all 13 games with 12 starts... Tied the program's single-game interception record with three against Boise State in 2015... Amassed 66 tackles and six interceptions... Played in all 13 games as a sophomore in 2014... Recorded a season-high 14 tackles against Cal... Finished the season with 40 total tackles... Played in eight games as a freshman in 2013, collecting 10 total tackles... Majored in exercise and wellness.

Personal: Given name is Kaimana Kenneth Nacua... Last name is pronounced nah-KOO-ah... **High School:** Attended Liberty High School in Henderson, Nev... Reached back-to-back state championship games during his high school career as a QB, one year facing his younger brother, Isaiah, who was a defensive lineman... Also played basketball and volleyball in high school... **Community Involvement:** Passionate about working with organizations and individuals with ties to diabetes after his father passed away due to the disease... **Hobbies/Interests:** Enjoys playing Monopoly with family in his free time... Favorite movie is Braveheart and his favorite TV show is Impractical Jokers... Also plays beach volleyball when possible.

STAFF

PLAYERS

2017 SEASON

HISTORY

RECORDS

GAME DAY



#49 KENNETH OLUGBODE

LINEBACKER • 6-0 • 222 • COLORADO • R



Career Transactions: Signed by the Cleveland Browns as an undrafted free agent on May 11, 2017.

College: Played in 45 career games at Colorado with 38 starts...Totaled 299 career tackles, 10 passes defended, five fumble recoveries and

three interceptions...Earned All-Pac-12 honorable mention as a senior...Totaled 108 tackles, including six tackles for loss... Also recorded a forced fumble and two fumble recoveries in 14 games as a starter...Accumulated 80 tackles in 2015 with five tackles for loss and a career-high five passes defended in 11 games played...Started all 12 games in 2014 season, registering 83 tackles...Played in 12 games in 2013, notching six tackles...Majored in environmental design and design studies.

Personal: Birth name is Kenneth Kazeem Bamikole Olugbode...Last name is pronounced oh-lew-BO-day...Native of San Jose, Calif...Has two brothers that played college football: Kyle, who was a safety at Stanford and Kristoffer, who played running back at Idaho...Parents moved to the United States from Nigeria in the 1980s...**High School:** Attended Bellarmine Preparatory School in San Jose, Calif...Amassed 103 tackles as a senior, earning Prep-Star All-West Region, MaxPreps.com First-Team All-Northern California and Cal-Hi Sports second-team all-state...**Community Involvement:** Passionate about helping children with disabilities...**Hobbies/Interests:** Designed improvements to Folsom Field, Colorado's football stadium, as part of his final undergraduate project and earning a degree in environmental design and design studies.

#69 KARTER SCHULT

DEFENSIVE LINE • 6-3 • 258 • NORTHERN IOWA • R



Career Transactions: Signed by the Cleveland Browns as an undrafted free agent on May 11, 2017.

College: Played in 51 career games at Northern Iowa, earning All-America honors as a junior and senior...Totaled 192 career tackles, 35.5 sacks, 56

tackles for loss and five forced fumbles...Led the FCS with 17 sacks and tied for third nationally with 24 tackles for loss in 2016...Ranked second in FCS as a junior in 2015 with 15 sacks...Finished 2016 with 74 total tackles, including an FCS-best 17.0 sacks...Recorded one interception...Broke the UNI record for tackles for loss in a season, surpassing his previous mark of 23 set in 2015...2015 First-Team All-MVFC selection...Recorded 82 tackles and led the team with 15 sacks... Played in all 14 games in 2014, starting three contests...Totaled 31 tackles, including eight tackles for loss...Played in 11 games as a redshirt freshman in 2013, collecting four tackles and one tackle for loss...Majored in family services and movement and exercise science.

Personal: Given name is Karter Kurtis Schult...Brother, Kristofer, played defensive back at Coe College...**High School:** Attended Tripoli High School in Tripoli, Iowa...Iowa-Preps.com First-Team All-State selection in 2011...2011 National Guard Impact Player of the Year...**Community Involvement:** Active as a Boys and Girls Club mentor to support of youth in his community...**Hobbies/Interests:** Enjoys traveling, listing Hawaii as his favorite place to visit.

STAFF

PLAYERS

2017 SEASON

HISTORY

RECORDS

GAME DAY

NIGERIAN HERITAGE

Four members of the 2017 Browns rookie class – LB B.J. Bello, TE David Njoku, DL Larry Ogunjobi and LB Kenneth Olugbode – are first-generation Americans of Nigerian descent. Ogunjobi's parents, Larry Sr. and Mercy, moved to the United States in the early 1990s, while the parents of Njoku (Innocent and Stella) and Olugbode (Kenny and Josephine) came to the U.S. in the 1980s. On Oct. 31, 1994, Bello became the first member of his family born in the United States after emigrating from Nigeria.



2017 UNDRAFTED ROOKIES AND FIRST-YEAR PLAYERS

#79 ZACH STERUP

OFFENSIVE LINE • 6-9 • 318 • NEBRASKA • 1ST



Career Transactions: Originally signed by the Kansas City Chiefs as an undrafted free agent on May 10, 2016... Waived by the Chiefs on Aug. 18, 2016... Added to the Chiefs' practice squad on Nov. 2, 2016... Released from the Chiefs' practice squad on Nov. 8, 2016...Added to the New

York Jets' practice squad on Nov. 9, 2016...Released from the Jets' practice squad on Nov. 29, 2016...Added to the Cleveland Browns' practice squad on Dec. 5, 2016...Signed by the Browns on Jan. 2, 2016.

Seasonal Reviews:

2016: Spent times on the practice squad in Kansas City, New York Jets and Cleveland.

College: Appeared in 31 games at Nebraska with 16 starts... As a senior in 2015, appeared in nine games with six starts on way to earning the Husker Pride Award...Started in 10 games as a junior, helping the offense to four 200-yard rushing games and RB Ameer Abdullah to a record-setting season becoming the program's all-time leader in all-purpose yards...As a sophomore in 2013, appeared in 11 games and earned Academic All-Big Ten honors...Appeared in four games and earned Academic All-Big Ten as a freshman in 2012...Earned two degrees in both economics and finance, respectively.

Personal: Given Name is Zach Thomas Sterup...Native of Hastings, Neb...**High School:** Attended Hastings St. Cecilia High School in Hastings, Neb...Earned first-team all-state as an offensive lineman as a senior, as well as all-state recognition on defense as a junior...Also played basketball, helping his team to three consecutive state titles from 2008-10...**Community Involvement:** Actively involved with the Team Jack Foundation, whose mission is to raise money to fund impactful pediatric brain cancer research and work to create national awareness for the disease...Also gives back to the Nebraska Alumni Chapter...**Hobbies/Interests:** Loves to read all genres of books...Has read the entire Harry Potter series cover-to-cover...Can change a lightbulb without a ladder...Lists Game of Thrones as his favorite TV show.

#38 CHANNING STRIBBLING

DEFENSIVE BACK • 6-1 • 188 • MICHIGAN • R



Career Transactions: Signed by the Cleveland Browns as an undrafted free agent on May 11, 2017.

College: Started 18 of 47 career games at Michigan... Notched 68 career tackles, six interceptions and 22 passes defended...Second-team All-Big Ten selection in 2016 after

compiling 28 tackles, 13 passes defended and four interceptions as a senior...Appeared in 11 games in 2015, starting four...Finished the season with 17 tackles...Played in 10 games in 2014, recording seven tackles...Appeared in 10 contests in 2013...Recorded 16 total tackles as a contributor on special teams and at defensive back...Graduated with a bachelor's degree in psychology.

Personal: Given name is Channing Michael-De Stribbling... Parents Dennis and Sonja Stribbling both served in the Army, leading him to live in multiple states and also Germany during his childhood...Lists Opelika, Ala. as his hometown...**High School:** Attended Butler High School in Matthews, N.C... Member of 2012 North Carolina 4AA State Championship team...**Community Involvement:** Works with kids to promote education...**Hobbies/Interests:** Interested in '90s fashion... Enjoys playing basketball and badminton...Favorite movies are Space Jam and Split.

STAFF

PLAYERS

2017 SEASON

HISTORY

RECORDS

GAME DAY



2017 ALPHABETICAL ROSTER

NO	NAME	POS	HT	WT	DOB	AGE	EXP	COLLEGE	HOMETOWN	HOW ACC
54	Alexander, Dominique	LB	6-0	235	4/20/95	22	2	Oklahoma	Tulsa, Okla.	FA - '16
15	Axford, Mario	WR	5-8	177	2/25/92	25	2	West Virginia	Greenville, Ga.	FA - '16
25	Atkinson III, George	RB	6-1	220	11/29/92	24	3	Notre Dame	Stockton, Calif.	W. (Oak.) - '16
67	Barker, Chris	OL	6-2	305	8/3/90	27	2	Nevada	Covina, Calif.	W. (N.E.) - '17
50	Bello, B.J.	LB	6-2	229	10/31/94	22	R	Illinois State	Van Lenox, Ill.	FA - '17
75	Bitonio, Joel	OL	6-4	305	10/11/91	25	4	Nevada	Long Beach, Calif.	D2 - '14
20	Boddy-Calhoun, Brieann	DB	5-9	193	1/21/93	24	2	Minnesota	Wilmington, Del.	W. (Jac.) - '16
82	Boyce, Josh	WR	5-11	205	5/6/91	26	2	Texas Christian	Copperas Cove, Texas	FA - '17
19	Brantley, Caleb	DL	6-2	307	9/2/94	23	R	Florida	Crescent City, Fla.	D6 - '17
88	Britt, Kenny	WR	6-3	223	9/18/88	28	9	Rutgers	Bayonne, N.J.	UFA (Rams) - '17
92	Bryant, Desmond	DL	6-6	310	12/15/85	31	9	Harvard	Elizabethtown, N.C.	UFA (Oak.) - '13
52	Burgess, James	LB	6-0	230	3/9/94	23	1	Louisville	Homestead, Va.	FA - '17
26	Burley, Marcus	DB	5-10	190	6/16/90	27	4	Delaware	Highland Springs Va.	W. (Sea.) - '16
34	Caldwell, Troy	DB	5-9	185	12/4/83	23	1	Louisiana-Monroe	Dallas, Texas	D54 - '15
21	Campbell, Ibrahim	DB	6-2	208	5/13/82	25	3	Northwestern	Philadelphia, Pa.	W. (Buf.) - '12
59	Carder, Tank	DL	6-2	235	1/18/89	28	6	Texas Christian	Sweeny, Texas	W. (Buf.) - '12
19	Coleman, Corey	WR	5-11	185	7/6/94	23	2	Baylor	Dallas, Texas	D1 - '16
72	Coleman, Shon	OL	6-7	310	11/25/91	25	2	Auburn	Memphis, Tenn.	D3b - '16
93	Coley, Trevon	DL	6-1	310	7/13/94	23	1	Florida Atlantic	Miramar, Fla.	FA - '17
51	Collins Sr., Jamie	LB	6-3	250	10/20/89	27	5	Southern Mississippi	McCall Creek, Miss.	Tr. (N.E.) - '16
4	Colquitt, Britton	P	6-10	320/85	3/2	8	8	Tennessee	Knoxville, Tenn.	FA - '16
36	Cooper, Xavier	DL	6-4	300	11/30/91	25	3	Washington State	Tacoma, Wash.	D3b - '15
94	Crowell, Isaiah	RB	5-11	225	1/8/93	24	4	Alabama State	Columbus, Ga.	FA - '14
36	Currie, Justin	DB	6-2	212	9/19/93	23	1	Western Michigan	Big Rapids, Mich.	FA - '17
37	Daves, Matthew	RB	5-8	205	9/3/94	23	R	N.C. State	FL Lauderdale, Fla.	D7b - '17
87	DeValve, Seth	TE	6-3	245	1/29/93	24	2	Princeton	Manchester, Conn.	D4d - '16
66	Drango, Spencer	OL	6-6	315	10/15/92	24	2	Baylor	Indianapolis, Ind.	D5b - '16
74	Erving, Cameron	OL	6-5	313	8/23/92	25	3	Florida State	Moultrie, Ga.	D1b - '15
61	Fabiano, Anthony	OL	6-1	303	4/13/93	24	1	Harvard	Wakefield, Mass.	FA - '16
48	Fleming, Ladell	LB	6-0	230	2/1/94	23	R	Northern Illinois	Chicago, Ill.	FA - '17
95	Garrett, Myles	DL	6-4	272	12/29/95	21	R	Texas A&M	Arlington, Texas	D1a - '17
5	Gonzalez, Zane	K	6-0	202	5/7/95	22	R	Arizona State	Deer Park, Texas	D7a - '17
77	Greco, John	OL	6-4	318	3/24/85	32	10	Toledo	Youngstown, Ohio	Tr. (St. L.) - '11
23	Haden, Joe	DL	5-11	195	4/14/89	28	8	Florida	Fort Washington, Md.	D1 - '10
16	Hall, Rannell	WR	6-0	200	1/30/93	24	2	Central Florida	Miami Gardens, Fla.	FA - '15
41	Harmon, J.D.	DL	6-0	196	1/18/94	23	R	Kentucky	Paducah, Ky.	FA - '17
81	Higgins, Rashard	WR	6-1	198	10/7/94	22	2	Colorado State	Dallas, Texas	D5c - '16
42	Hill, Alvin	DB	6-0	201	1/28/94	23	R	Maryland	Locust Grove, Ga.	FA - '17
28	Hillary, Darius	DB	5-10	183	4/5/93	24	1	Wisconsin	Cincinnati, Ohio	FA - '17
8	Hogan, Kevin	QB	6-3	218	10/20/92	24	2	Stanford	McLean, Va.	FA - '16
91	Holmes, Tyrone	DL	6-2	253	9/10/93	24	2	Montana	Eagle Point, Ore.	W. (Jac.) - '16
88	Holtz, J.P.	TE	6-3	240	8/28/93	24	1	Pittsburgh	Pittsburgh, Pa.	FA - '17
47	Huggins, Charley	LS	6-4	248	5/16/90	27	3	Central Florida	Tampa, Fla.	FA - '14
57	Icard, Gabe	OL	6-4	300	9/26/90	26	4	Oklahoma	Oklahoma City, Okla.	W. (Buf.) - '16
67	Johnson, Cam	DL	6-4	268	5/23/90	27	4	Virginia	Washington, D.C.	FA - '16
29	Johnson Jr., Duke	RB	5-9	210	9/23/93	23	3	Miami (Fla.)	Miami, Fla.	D3a - '15
78	Johnson, Rod	OL	6-6	300	11/28/95	21	R	Florida State	Florissant, Mo.	D5 - '17
6	Kessler, Cody	QB	6-1	215	5/11/93	24	2	Southern California	Bakersfield, Calif.	D3c - '16
36	Kindred, Derrick	DB	5-10	210	12/15/93	23	2	Texas Christian	San Antonio, Texas	D4c - '16
56	King, Deon	LB	6-2	220	7/2/93	24	2	Norfolk State	Reston, Va.	FA - '17
7	Kirksey, Christian	LB	6-2	235	8/31/92	25	4	Iowa	St. Louis, Mo.	D3a - '14
58	Kizer, DeShone	QB	6-4	233	1/3/96	21	R	Notre Dame	Toledo, Ohio	D2 - '17
11	Leslie, Jordan	WR	6-1	205	10/31/91	25	1	Brigham Young	Houston, Texas	FA - '17
80	Louis, Ricardo	WR	6-2	215	3/23/94	23	2	Auburn	Miami, Fla.	D4b - '16
33	Magee, Terrence	DL	5-9	220	3/16/93	24	1	Louisiana State	Franklinton, La.	FA - '17
68	Marcus, Jamal	RB	6-1	240	8/17/94	23	R	Akron	Durham, N.C.	FA - '17
63	Martin, Marcus	OL	6-3	310	11/29/93	23	4	Southern California	Los Angeles, Calif.	W. (S.F.) - '17
71	McCants, Matt	OL	6-5	309	8/18/89	28	5	Alabama-Birmingham	Mobile, Ala.	UFA (Chi.) - '17
35	McCourt, Jason	DB	5-11	195	8/13/87	30	9	Rutgers	Nanuet, N.Y.	FA - '17
89	McNamara, Taylor	TE	6-5	251	8/12/94	23	R	Southern California	San Diego, Calif.	FA - '17
86	Meder, Jamie	DL	6-3	308	4/12/91	26	3	Ashland	Parma Heights, Ohio	FA - '14
83	Mullaney, Richard	WR	6-2	204	2/23/93	24	1	Alabama	Valencia, Calif.	FA - '17
33	Murray, Najee	DB	5-8	182	4/21/94	23	R	Kent State	Steubenville, Ohio	FA - '17
84	Nacua, Kai	DB	6-0	205	3/3/95	22	R	Brigham Young	Las Vegas, Nev.	FA - '17
94	Nassib, Carl	DL	6-7	275	4/12/93	24	2	Penn State	West Chester, Pa.	D3a - '16
85	Njoku, David	TE	6-4	246	7/10/96	21	R	Miami (Fla.)	Cedar Grove, N.J.	D1c - '17
90	Ogbah, Emmanuel	DL	6-4	275	11/6/93	23	2	Oklahoma State	Lagos, Nigeria	D2 - '16
65	Ogunjobi, Larry	DL	6-2	305	6/3/94	23	R	Charlotte	Greensboro, N.C.	D3 - '17
49	Olugbode, Kenneth	LB	6-0	222	9/19/95	21	R	Colorado	San Jose, Calif.	FA - '17
44	Orchard, Nate	DL	6-4	255	1/5/93	24	3	Utah	Salt Lake City, Utah	D2 - '15
17	Osweller, Brock	QB	6-7	240	11/22/90	26	6	Arizona State	Coeur d'Alene, Idaho	Tr. (Hou.) - '17
34	Parkey, Cody	K	6-0	190	2/19/92	25	4	Auburn	Jupiter, Fla.	FA - '16
22	Payton, Jordan	WR	5-11	209	9/11/83	24	2	UCLA	Orange, Calif.	D5a - '16
25	Peppers, Jabrill	DL	5-11	213	10/4/95	21	R	Louisiana	East Orange, N.J.	D1b - '17
62	Pryor III, Calvin	DB	5-11	207	7/12/92	25	4	Michigan	Fort Saint Joe, Fla.	Tr. (NYJ) - '17
35	Reiter, Austin	DL	6-2	300	11/27/91	25	2	South Florida	Bradenton, Fla.	FA - '16
69	Reynolds II, Ed	DB	6-1	207	10/18/91	25	3	Stanford	Stonesville, N.C.	FA - '17
59	Schult, Karter	DL	6-3	258	12/21/93	23	R	Northern Iowa	Tripoli, Iowa	FA - '17
63	Schobert, Joe	LB	6-1	245	11/6/93	23	2	Wisconsin	Waukesha, Wis.	D4a - '16
55	Shelton, Danny	DL	6-2	335	8/20/93	24	3	Washington	Auburn, Wash.	D1a - '15
79	Sterup, Zach	OL	6-9	318	5/14/92	25	1	Nebraska	Hastings, Neb.	FA - '17
28	Stribling, Channing	DB	6-1	188	11/21/94	22	R	Michigan	Matthews, Mich.	FA - '17
21	Taylor, Jamar	DB	5-11	192	9/29/90	26	5	Boise State	San Diego, Calif.	Tr. (Mia.) - '16
86	Telfer, Randall	TE	6-4	250	5/16/92	25	2	Southern California	Rancho Cucamonga, Calif.	D6c - '15
73	Thomas, Joe	OL	6-6	312	12/4/84	32	11	Wisconsin	Brookfield, Wis.	D1a - '07
64	Tretter, JC	OL	6-4	307	2/12/91	26	5	Cornell	Akron, N.Y.	UFA (G.B.) - '17
40	Vitale, Danny	FB	6-1	239	10/26/93	23	2	Northwestern	Wheaton, Ill.	FA - '16
35	Wilson, Howard	DB	6-0	184	10/30/95	21	R	Houston	DeSoto, Texas	D4 - '17
13	Wright, James	WR	6-0	203	12/31/91	25	4	Louisiana State	Belle Chasse, La.	W. (Cin.) - '17
70	Zeitler, Kevin	OL	6-4	315	3/8/90	27	6	Wisconsin	Waukesha, Wis.	UFA (Cin.) - '17

Reserve/Injured (1):

33 Jackson, Darius RB 6-0 220 12/1/93 23 2 Eastern Michigan Sparta, Ill. W. (Dal) - '16

Reserve/Suspended by Commissioner (1):

12 Gordon, Josh WR 6-3 225 4/13/91 25 3 Baylor Houston, Texas D2 (Sup.) - '12

* Ages as of regular-season opener (9/10/17) and rosters as of 6/23/17



STAFF

PLAYERS

2016 SEASON

HISTORY

RECORDS

GAME DAY

2017 NUMERICAL ROSTER

STAFF

PLAYERS

2016 SEASON

HISTORY

RECORDS

GAME DAY

NO	NAME	POS	HT	WT	DOB	AGE	EXP	COLLEGE	HOMETOWN	HOW ACQ
3	Cody Parkey	K	6-0	190	2/19/92	25	4	Auburn	Jupiter, Fla.	FA - '16
4	Britton Colquitt	P	6-3	210	3/20/85	32	8	Tennessee	Knoxville, Tenn.	FA - '16
5	Zane Gonzalez	K	6-0	202	5/7/95	22	R	Arizona State	Deer Park, Texas	D7a - '17
6	Cody Kessler	QB	6-1	215	5/11/93	24	2	Southern California	Bakersfield, Calif.	D3c - '16
7	DeShone Kizer	QB	6-4	233	1/3/96	21	R	Notre Dame	Toledo, Ohio	D2 - '17
8	Kevin Hogan	QB	6-3	218	10/20/92	24	2	Stanford	McLean, Va.	FA - '16
11	Jordan Leslie	WR	6-1	205	10/31/91	25	1	Brigham Young	Houston, Texas	FA - '17
13	James Wright	WR	6-0	203	12/31/91	25	4	Louisiana State	Belle Chasse, La.	W. (Cin.) - '17
15	Mario Alford	WR	5-8	177	2/25/92	25	2	West Virginia	Greenville, Ga.	FA - '16
16	Rannell Hall	WR	6-0	200	1/30/93	24	2	Central Florida	Miami Gardens, Fla.	FA - '15
17	Brock Osweiler	QB	6-7	240	11/22/90	26	6	Arizona State	Coeur d'Alene, Idaho	Tr. (Hou.) - '17
18	Kenny Britt	WR	6-3	223	9/18/88	28	9	Rutgers	Bayonne, N.J.	UFA (Rams) - '17
19	Corey Coleman	WR	5-11	185	7/6/94	23	2	Baylor	Dallas, Texas	D1 - '16
20	Brian Boddy-Calhoun	DB	5-9	193	1/21/93	24	2	Minnesota	Wilmington, Del.	W. (Jac.) - '16
21	Jamir Taylor	DB	5-5	192	9/29/90	26	6	Boise State	San Diego, Calif.	Tr. (Mia.) - '16
22	Jamar Peppers	DB	5-11	213	10/4/85	31	R	Michigan	East Orange, N.J.	D1b - '17
23	Joe Haden	DB	5-11	195	4/14/89	28	8	Florida	Fort Washington, Md.	D1 - '17
24	Isaiah Campbell	DB	5-11	208	5/13/92	25	3	Northwestern	Philadelphia, Pa.	D4a - '15
25	George Atkinson III	RB	6-1	220	11/24/92	24	3	Notre Dame	St. Charles, Calif.	W. (Oak.) - '16
26	Calvin Pryor III	DB	5-11	207	7/2/92	25	4	Louisville	Port Saint Joe, Fla.	Tr. (NYU.) - '17
25	Marcus Burley	DB	5-10	190	6/16/90	27	4	Delaware	Highland Springs Va.	W. (Sea.) - '16
28	Darius Hillary	DB	5-10	183	4/5/93	24	1	Wisconsin	Cincinnati, Ohio	FA - '17
29	Duke Johnson Jr.	RB	5-9	210	9/23/93	23	3	Miami (Fla.)	Miami, Fla.	D3a - '15
30	Derrick Kindred	DB	5-10	210	12/15/93	23	2	Texas Christian	San Antonio, Texas	D4c - '16
31	Trey Caldwell	DB	5-9	185	12/4/93	23	1	Louisiana-Monroe	Dallas, Texas	D5d - '16
33	Terrence Magee	RB	5-9	220	3/16/93	24	1	Louisiana State	Franklinton, La.	FA - '17
33	Najee Murray	DB	5-8	182	4/21/94	23	R	Kent State	Steubenville, Ohio	FA - '17
34	Isaiah Crowell	RB	5-11	225	1/8/93	24	4	Alabama State	Columbus, Ga.	FA - '14
35	Jason McCourty	DB	5-11	195	8/13/87	30	9	Rutgers	Nanuet, N.Y.	FA - '17
35	Howard Wilson	DB	6-0	184	10/30/95	21	R	Houston	DeSoto, Texas	D4 - '17
36	Justin Currie	DB	6-2	212	9/19/93	23	1	Western Michigan	Big Rapids, Mich.	FA - '17
37	Matthew Dayes	RB	5-8	205	9/3/94	23	R	N.C. State	Fl. Lauderdale, Fla.	D7b - '17
38	Channing Stribling	DB	6-1	188	11/21/94	22	R	Michigan	Mtbehrens, Mich.	FA - '17
39	Ed Reynolds II	DB	6-1	207	10/18/91	25	3	Stanford	Stonesville, N.C.	FA - '16
40	Danny Vitale	FB	6-1	239	10/26/93	23	2	Northwestern	Wheaton, Ill.	FA - '16
41	J.D. Harmon	DB	6-0	196	1/18/94	23	R	Kentucky	Paducah, Ky.	FA - '17
42	Alvin Hill	DB	6-0	201	1/28/94	23	R	Maryland	Locust Grove, Ga.	FA - '17
43	Kai Nacua	DB	6-0	205	3/3/95	22	R	Brigham Young	Las Vegas, Nev.	FA - '17
44	Nate Orchard	DL	6-4	255	1/5/93	24	3	Utah	Salt Lake City, Utah	D2 - '15
47	Charley Hughlett	LS	6-4	248	5/16/90	27	3	Central Florida	Tampa, Fla.	FA - '14
48	LaDell Fleming	LB	6-0	230	2/1/94	23	R	Northern Illinois	Chicago, Ill.	FA - '17
49	Kenneth Olujobode	LB	6-0	222	9/19/95	21	R	Colorado	San Jose, Calif.	FA - '17
50	B.J. Bello	LB	6-2	229	10/31/94	22	R	Illinois State	New Lenox, Ill.	FA - '17
51	Jamie Collins Sr.	LB	6-3	250	10/20/89	27	5	Southern Mississippi	McCall Creek, Miss.	Tr. (N.E.) - '16
52	James Burgess	LB	6-0	230	3/9/94	23	3	Louisville	Waukesha, Wis.	FA - '17
52	Joe Schobee	LB	6-1	245	11/6/93	23	3	Wisconsin	Waukesha, Wis.	D4a - '16
54	Domonique Alexander	DL	6-0	235	4/20/95	22	2	Oklahoma	Tulsa, Okla.	FA - '16
55	Danny Shelton	DL	6-2	335	8/20/93	24	3	Washington	Auburn, Wash.	D1a - '15
56	Dean King	DL	6-2	220	7/2/93	24	2	Norfolk State	Reston, Va.	FA - '17
57	Cam Johnson	DL	6-4	268	5/24/90	27	4	Virginia	Washington, D.C.	FA - '16
58	Christian Kirksey	DL	6-2	235	8/31/92	25	4	Iowa	St. Louis, Mo.	D3a - '14
59	Tank Carder	LB	6-2	235	11/18/89	28	6	Texas Christian	Sweeny, Texas	W. (Buf.) - '12
60	Gabe Ikard	OL	6-4	300	9/26/90	26	4	Oklahoma	Oklahoma City, Okla.	W. (Buf.) - '16
61	Anthony Fabiano	OL	6-1	303	4/13/93	24	1	Harvard	Wakefield, Mass.	FA - '16
62	Austin Reiter	OL	6-2	300	11/27/91	25	2	South Florida	Bradenton, Fla.	FA - '16
63	Marcus Martin	OL	6-3	310	11/29/93	23	4	Southern California	Los Angeles, Calif.	W. (S.F.) - '17
64	JC Tretter	OL	6-4	307	2/12/91	26	5	Cornell	Akron, N.Y.	UFA (G.B.) - '17
65	Larry Ogunjobi	DL	6-2	305	6/3/94	23	R	Charlotte	Greensboro, N.C.	D3 - '17
66	Spencer Drango	OL	6-6	315	10/15/92	24	2	Baylor	Indianapolis, Ind.	D5b - '16
67	Chris Barker	OL	6-2	305	8/3/90	27	2	Nevada	Covina, Calif.	W. (N.E.) - '17
68	Jamal Marcus	DL	6-1	240	8/17/94	23	R	Akron	Durham, N.C.	FA - '17
69	Karter Schult	DL	6-3	258	12/21/93	23	R	Northern Iowa	Tripoli, Iowa	FA - '17
70	Kevin Zeitler	OL	6-4	315	3/8/90	27	6	Wisconsin	Waukesha, Wis.	UFA (Cin.) - '17
71	Matt McCants	OL	6-5	309	8/18/89	28	5	Alabama-Birmingham	Mobile, Ala.	UFA (Chi.) - '17
72	Shon Coleman	OL	6-7	310	11/25/91	25	2	Auburn	Memphis, Tenn.	D3b - '16
73	Joe Thomas	OL	6-6	312	12/4/84	32	11	Wisconsin	Brookfield, Wis.	D1a - '07
74	Cameron Erving	OL	6-5	313	8/23/92	25	3	Florida State	Moultrie, Ga.	D1b - '15
75	Joel Bitonio	OL	6-4	305	10/11/91	25	4	Nevada	Long Beach, Calif.	D2 - '14
77	John Greco	OL	6-4	318	3/24/85	32	10	Toledo	Youngstown, Ohio	Tr. (St. L.) - '11
78	Rod Johnson	OL	6-6	300	11/28/95	21	R	Florida State	Floissant, Mo.	D5 - '17
79	Zach Sterup	WR	6-9	318	5/14/92	25	1	Nebraska	Hastings, Neb.	FA - '17
80	Ricardo Louis	WR	6-2	215	3/23/94	23	2	Auburn	Miami, Fla.	D4b - '16
81	Rashard Higgins	WR	6-1	198	10/7/91	26	2	Colorado State	Dallas, Texas	D5c - '16
82	Josh Boyce	WR	5-11	205	5/6/91	26	1	Texas Christian	Copperas Cove, Texas	FA - '17
83	Richard Mullaney	WR	6-2	204	2/23/93	24	1	Alabama	Valencia, Calif.	FA - '17
85	Jordan Payton	WR	6-4	209	9/1/93	24	2	UCLA	Torrance, Calif.	D5a - '16
85	Javari Nikoi	TE	6-4	246	7/10/96	21	R	Miami (Fla.)	Cedar Grove, N.J.	D1c - '17
86	Randall Telfer	TE	6-4	250	5/16/92	25	2	Southern California	Rancho Cucamonga, Calif.	D6c - '15
87	Seth DeVale	TE	6-3	245	12/29/93	24	2	Princeton	Manchester, Conn.	D4d - '16
88	J. P. Holtz	TE	6-3	240	8/28/93	24	1	Pittsburgh	Pittsburgh, Pa.	FA - '17
89	Taylor McNamara	TE	6-5	251	8/12/94	23	R	Southern California	San Diego, Calif.	FA - '17
90	Emmanuel Ogbah	DL	6-4	275	11/6/93	23	2	Oklahoma State	Lagos, Nigeria	D2 - '16
91	Tyrone Holmes	DL	6-2	253	9/10/93	24	2	Montana	Eagle Point, Ore.	W. (Jac.) - '16
92	Desmond Bryant	DL	6-6	310	12/15/85	31	9	Harvard	Elizabethtown, N.C.	UFA (Oak.) - '13
93	Trevon Coley	DL	6-1	310	7/13/94	23	1	Florida Atlantic	Miramar, Fla.	FA - '17
94	Carl Nassib	DL	6-7	275	4/12/93	24	2	Penn State	West Chester, Pa.	D3a - '16
95	Myles Garrett	DL	6-4	272	12/29/95	21	R	Texas A&M	Arlington, Texas	D1a - '17
96	Xavier Cooper	DL	6-4	300	11/30/91	25	3	Washington State	Tacoma, Wash.	D3b - '15
98	Jamie Meder	DL	6-3	308	4/12/91	26	3	Ashland	Parma Heights, Ohio	FA - '14
99	Caleb Brantley	DL	6-2	307	9/2/94	23	R	Florida	Crescent City, Fla.	D6 - '17

Reserve/Injured (1):										
33	Jackson, Darius	RB	6-0	220	12/1/93	23	2	Eastern Michigan	Sparta, Ill.	W. (Dal) - '16
Reserve/Suspended by Commissioner (1):										
12	Josh Gordon	WR	6-3	225	4/13/91	25	3	Baylor	Houston, Texas	D2 (Sup.) - '12

* Ages as of regular-season opener (9/10/17) and rosters as of 6/23/17



2016 AMERICAN FOOTBALL CONFERENCE

AFC EAST	W	L	T	PCT	PF	PA	HOME	AWAY	CONF	DIV	STRK
*-New England Patriots	14	2	0	.875	441	250	6-2-0	8-0-0	11-1-0	5-1-0	Won 7
y-Miami Dolphins	10	6	0	.625	363	380	6-2-0	4-4-0	7-5-0	4-2-0	Lost 1
Buffalo Bills	7	9	0	.438	399	378	4-4-0	3-5-0	4-8-0	1-5-0	Lost 2
New York Jets	5	11	0	.313	275	409	2-6-0	3-5-0	4-8-0	2-4-0	Won 1
AFC NORTH	W	L	T	PCT	PF	PA	HOME	AWAY	CONF	DIV	STRK
z-Pittsburgh Steelers	11	5	0	.688	399	327	6-2-0	5-3-0	9-3-0	5-1-0	Won 7
Baltimore Ravens	8	8	0	.500	343	321	6-2-0	2-6-0	7-5-0	4-2-0	Lost 2
Cincinnati Bengals	6	9	1	.406	325	315	4-3-1	2-6-0	5-7-0	3-3-0	Won 1
Cleveland Browns	1	15	0	.063	264	452	1-7-0	0-8-0	1-11-0	0-6-0	Lost 1
AFC SOUTH	W	L	T	PCT	PF	PA	HOME	AWAY	CONF	DIV	STRK
z-Houston Texans	9	7	0	.563	279	328	7-1-0	2-6-0	7-5-0	5-1-0	Lost 1
Tennessee Titans	9	7	0	.563	381	378	5-3-0	4-4-0	6-6-0	2-4-0	Won 1
Indianapolis Colts	8	8	0	.500	411	392	4-4-0	4-4-0	5-7-0	3-3-0	Won 1
Jacksonville Jaguars	3	13	0	.188	318	400	2-6-0	1-7-0	2-10-0	2-4-0	Lost 1
AFC WEST	W	L	T	PCT	PF	PA	HOME	AWAY	CONF	DIV	STRK
z-Kansas City Chiefs	12	4	0	.750	389	311	6-2-0	6-2-0	9-3-0	6-0-0	Won 2
y-Oakland Raiders	12	4	0	.750	416	385	6-2-0	6-2-0	9-3-0	3-3-0	Lost 1
Denver Broncos	9	7	0	.563	333	297	5-3-0	4-4-0	6-6-0	2-4-0	Won 1
San Diego Chargers	5	11	0	.313	410	423	3-5-0	2-6-0	4-8-0	1-5-0	Lost 5

2016 NATIONAL FOOTBALL CONFERENCE

NFC EAST	W	L	T	PCT	PF	PA	HOME	AWAY	CONF	DIV	STRK
*-Dallas Cowboys	13	3	0	.813	421	306	7-1-0	6-2-0	9-3-0	3-3-0	Lost 1
y-New York Giants	11	5	0	.688	310	284	7-1-0	4-4-0	8-4-0	4-2-0	Won 1
Washington Redskins	8	7	1	.531	396	383	4-4-0	4-3-1	6-6-0	3-3-0	Lost 1
Philadelphia Eagles	7	9	0	.438	367	331	6-2-0	1-7-0	5-7-0	2-4-0	Won 2
NFC NORTH	W	L	T	PCT	PF	PA	HOME	AWAY	CONF	DIV	STRK
z-Green Bay Packers	10	6	0	.625	432	388	6-2-0	4-4-0	8-4-0	5-1-0	Won 6
y-Detroit Lions	9	7	0	.563	346	358	6-2-0	3-5-0	7-5-0	3-3-0	Lost 3
Minnesota Vikings	8	8	0	.500	327	307	5-3-0	3-5-0	5-7-0	2-4-0	Won 1
Chicago Bears	3	13	0	.188	279	399	3-5-0	0-8-0	3-9-0	2-4-0	Lost 4
NFC SOUTH	W	L	T	PCT	PF	PA	HOME	AWAY	CONF	DIV	STRK
z-Atlanta Falcons	11	5	0	.688	540	406	5-3-0	6-2-0	9-3-0	5-1-0	Won 4
Tampa Bay Buccaneers	9	7	0	.563	354	369	4-4-0	5-3-0	7-5-0	4-2-0	Won 1
New Orleans Saints	7	9	0	.438	469	454	4-4-0	3-5-0	6-6-0	2-4-0	Lost 1
Carolina Panthers	6	10	0	.375	369	402	4-4-0	2-6-0	5-7-0	1-5-0	Lost 2
NFC WEST	W	L	T	PCT	PF	PA	HOME	AWAY	CONF	DIV	STRK
z-Seattle Seahawks	10	5	1	.656	354	292	7-1-0	3-4-1	6-5-1	3-2-1	Won 1
Arizona Cardinals	7	8	1	.469	418	362	4-3-1	3-5-0	6-5-1	4-1-1	Won 2
Los Angeles Rams	4	12	0	.250	224	394	1-7-0	3-5-0	3-9-0	2-4-0	Lost 7
San Francisco 49ers	2	14	0	.125	309	480	1-7-0	1-7-0	2-10-0	2-4-0	Lost 1

* Clinched division and home field advantage; y - Clinched wild card; z - Clinched division

PLAYOFF RESULTS

WILD CARD GAMES

HOUSTON TEXANS 27, Oakland Raiders 14 (Jan. 7, 2017)
 SEATTLE SEAHAWKS 26, Detroit Lions 6 (Jan. 7, 2017)
 PITTSBURGH STEELERS 30, Miami Dolphins 12 (Jan. 8, 2017)
 GREEN BAY PACKERS 38, New York Giants 13 (Jan. 8, 2017)

DIVISIONAL PLAYOFFS

ATLANTA FALCONS 36, Seattle Seahawks 20 (Jan. 14, 2017)
 NEW ENGLAND PATRIOTS 34, Houston Texans 16 (Jan. 14, 2017)
 Green Bay Packers 34, DALLAS COWBOYS 31 (Jan. 15, 2017)
 Pittsburgh Steelers 18, KANSAS CITY CHIEFS 16 (Jan. 15, 2017)

CONFERENCE CHAMPIONSHIPS

ATLANTA FALCONS 44, Green Bay Packers 21 (Jan. 22, 2017)
 NEW ENGLAND PATRIOTS 36, Pittsburgh Steelers 17 (Jan. 22, 2017)

PRO BOWL AT ORLANDO, FLORIDA

AFC 20, NFC 13 (Jan. 29, 17)

SUPER BOWL LI AT HOUSTON, TEXAS

New England Patriots 34, ATLANTA FALCONS 28 OT (Feb. 5, 2017)

Home Team in CAPS



DEFENSIVE STATISTICS

Player	TACKLES			INTERCEPTIONS					FUMBLES				
	Total	Solo	Asst	Sk	Yds	No	Yds	Lg	TD	PD	FF	FR	Yds
Christian Kirksey	143	93	50	2.5	16	0	0	0	0	3	0	0	0
Demario Davis	99	59	40	2	20	0	0	0	0	2	1	0	0
Jamie Collins Sr.*	69	48	21	2	17	0	0	0	0	0	1	0	0
Danny Shelton	59	32	27	1.5	13	0	0	0	0	0	0	0	0
Jamar Taylor	57	46	11	0	0	3	43	26	0	13	0	0	0
Emmanuel Ogbah	53	28	25	5.5	31.5	0	0	0	0	3	0	0	0
Joe Haden	48	37	11	0	0	3	9	9	0	11	0	0	0
Jamie Meder	48	26	22	1	3	0	0	0	0	1	0	0	0
Derrick Kindred	44	30	14	0	0	0	0	0	0	5	0	0	0
Ibraheim Campbell	43	30	13	0	0	0	0	0	0	0	0	0	0
Briean Boddy-Calhoun	40	36	4	1	10	3	94	67	1	11	0	0	0
Ed Reynolds II	40	27	13	1	10	0	0	0	0	1	0	0	0
Jordan Poyer	36	27	9	0	0	0	0	0	0	2	0	0	0
Tramon Williams Sr.	36	28	8	0	0	1	0	0	0	5	0	0	0
Cam Johnson	29	18	11	3	27	0	0	0	0	1	2	0	0
Xavier Cooper	20	11	9	0	0	0	0	0	0	0	0	0	0
Carl Nassib	20	15	5	2.5	14	0	0	0	0	4	0	0	0
Tracy Howard	16	12	4	0	0	0	0	0	0	1	0	0	0
Joe Schobert	16	11	5	0.5	3	0	0	0	0	1	0	0	0
Stephen Paea	12	6	6	0.5	2.5	0	0	0	0	0	0	0	0
Corey Lemonier	9	8	1	2	10	0	0	0	0	1	1	1	0
Tyrone Holmes	5	1	4	1	0	0	0	0	0	0	0	0	0
Marcus Burley	5	4	1	0	0	0	0	0	0	1	0	0	0
Nate Orchard	4	2	2	0	0	0	0	0	0	0	0	0	0
Gabe Wright	4	3	1	0	0	0	0	0	0	1	0	0	0
Tank Carder	2	2	0	0	0	0	0	0	0	0	0	0	0
Totals	957	640	317	26	177	10	146	67	1	67	5	1	0

*Before joining the Browns, Collins recorded 51 tackles, one sack, two INTs, three passes defended and one forced fumble in eight games with the Patriots.

SPECIAL TEAMS STATISTICS*

Player	TACKLES					
	Totals	Solo	Asst	FF	FR	Blk
Joe Schobert	14	13	1	0	0	0
Dominique Alexander	9	8	1	0	0	0
Ricardo Louis	8	7	1	0	0	0
George Atkinson III	6	5	1	0	0	0
Ibraheim Campbell	6	6	0	0	0	0
Ed Reynolds II	6	4	2	0	0	0
Charley Hughlett	5	4	1	0	0	0
Briean Boddy-Calhoun	4	2	2	0	0	0
Tank Carder	4	3	1	0	0	0
Cam Johnson	4	3	1	0	0	0
Christian Kirksey	4	4	0	0	0	0
Danny Vitale	4	3	1	0	0	0
Tracy Howard	3	3	0	0	0	0
Don Jones	3	2	1	0	0	0
Derrick Kindred	3	2	1	0	0	0
Jordan Poyer	3	3	0	0	0	0
Marcus Burley	2	2	0	0	0	0
Patrick Murray	2	1	1	0	0	0
Britton Colquitt	1	1	0	0	0	0
Isaiah Crowell	1	1	0	0	0	0
Seth DeValve	1	1	0	0	0	0
Tyrone Holmes	1	1	0	0	0	0
Corey Lemonier	1	1	0	0	0	0
Jamie Meder	0	0	0	0	0	1
Totals	95	80	15	0	0	1

Blocked kicks (1):

Jamie Meder blocked FG, 12/24 vs. SD

*Based on review of coaches' film

DEFENSIVE SCORES

Player	TD	INT	FUM	Saf
		Ret	Ret	
Briean Boddy-Calhoun	1	1	0	0
Totals	1	1	0	0

Defensive scores (1):

B.Boddy-Calhoun 27 yd. interception return, 9/25 at Mia.

STAFF

PLAYERS

2016 SEASON

HISTORY

RECORDS

GAME DAY



OFFENSIVE GAME-BY-GAME STARTERS

Game Opp.	WR	LT	LG	C	RG	RT	TE	WR	QB	RB	FB
09/11 at Phi-L	C.Coleman	Thomas	Bitonio	Erving	Greco	Pasztor	Barridge	Pryor	Griffin	Crowell	M.Johnson
09/18 BAL-L	C.Coleman	Thomas	Bitonio	Erving	Greco	Pasztor	Barridge	Pryor	McCown	Crowell	Drango (OL)
09/25 at Mia-L	Hawkins	Thomas	Bitonio	Greco	Bailey	Pasztor	Barridge	Pryor	Kessler	Crowell	Louis (WR)
10/02 at Was-L	Hawkins	Thomas	Bitonio	Reiter	Greco	Pasztor	Barridge	Pryor	Kessler	Crowell	Louis (WR)
10/09 NE-L	Hawkins	Thomas	Bitonio	Greco	Bailey	Pasztor	Barridge	Pryor	Kessler	Crowell	Hamlett (TE)
10/16 at Ten-L	Hamlett (TE)	Thomas	Bailey	Erving	Greco	Pasztor	Barridge	Pryor	Kessler	Crowell	Johnson (RB)
10/23 at Cin-L	Hawkins	Thomas	Drango	Erving	Greco	Pasztor	Barridge	Pryor	Kessler	Crowell	Louis (WR)
10/30 NYJ-L	Telfer (TE)	Thomas	Bailey	Erving	Greco	Pasztor	Barridge	Pryor	McCown	Crowell	DeValve (TE)
11/06 DAL-L	C.Coleman	Thomas	Bailey	Erving	Greco	Pasztor	Barridge	Pryor	Kessler	Crowell	Vitale
11/10 at Bal-L	C.Coleman	Thomas	Drango	Erving	Greco	Pasztor	Barridge	Pryor	Kessler	Crowell	Hawkins(WR)
11/20 PIT-L	C.Coleman	Thomas	Drango	Erving	Greco	Pasztor	Barridge	Pryor	Kessler	Crowell	Telfer (TE)
11/27 NYG-L	C.Coleman	Thomas	Drango	Erving	Greco	Pasztor	Barridge	Pryor	McCown	Crowell	Vitale
12/11 CIN-L	C.Coleman	Thomas	Drango	Erving	J.Cooper	Pasztor	Barridge	Telfer (TE)	Griffin	Crowell	DeValve (TE)
12/18 at Buf-L	C.Coleman	Thomas	Drango	Erving	J.Cooper	Pasztor	Barridge	Pryor	Griffin	Crowell	Telfer (TE)
12/24 SD-W	C.Coleman	Thomas	Drango	Erving	J.Cooper	Pasztor	Barridge	Pryor	Griffin	Crowell	Telfer (TE)
01/01 at Pit-L	C.Coleman	Thomas	Drango	Fabiano	Pasztor	Erving	Barridge	Pryor	Griffin	Crowell	Vitale

DEFENSIVE GAME-BY-GAME STARTERS

Game Opp.	DE	NT	DE	OLB	ILB	ILB	CB	DB	CB	SS	FS
09/11 at Phi-L	Meder Shelton		Nassib	Ogbah	Davis	Kirksey	Haden	Williams	Taylor	Campbell	Poyer
09/18 BAL-L	Meder Shelton	Cooper	Ogbah	Davis	Kirksey	Haden	Schobert (OLB)	Taylor	Campbell	Poyer	Poyer
09/25 at Mia-L	Paea Shelton	Orchard (OLB)	Ogbah	Davis	Kirksey	Williams	Boddy-Calhoun	Taylor	Kindred	Poyer	Poyer
10/02 at Was-L	Meder Shelton	Lemonier (LB)	Ogbah	Davis	Kirksey	Haden	Boddy-Calhoun	Taylor	Kindred	Poyer	Poyer
10/09 NE-L	Meder Shelton	Nassib	Ogbah	Davis	Kirksey	Haden	Boddy-Calhoun	Taylor	Campbell	Poyer	Poyer
10/16 at Ten-L	Meder Shelton	Ogbah	C.Johnson	Davis	Kirksey	Haden	Boddy-Calhoun	Taylor	Campbell	Poyer	Poyer
10/23 at Cin-L	Meder Shelton	Cooper	Ogbah	Davis	Kirksey	Williams	C.Johnson (OLB)	Taylor	Campbell	Howard	Howard
10/30 NYJ-L	Meder Shelton	Ogbah	Schobert	Davis	Kirksey	Haden	C.Johnson (OLB)	Taylor	Kindred	Howard	Howard
11/06 DAL-L	Meder Shelton	Ogbah	Collins	Davis	Kirksey	Haden	C.Johnson (OLB)	Williams	Kindred	Howard	Howard
11/10 at Bal-L	Meder Shelton	Ogbah	C.Johnson	Davis	Kirksey	Haden	Boddy-Calhoun	Williams	Collins (OLB)	Reynolds	Reynolds
11/20 PIT-L	Meder Shelton	Ogbah	Collins	Davis	Kirksey	Haden	C.Johnson (OLB)	Taylor	Kindred	Reynolds	Reynolds
11/27 NYG-L	Meder Shelton	Ogbah	C.Johnson	Davis	Kirksey	Haden	Boddy-Calhoun	Taylor	Collins (OLB)	Reynolds	Reynolds
12/11 CIN-L	Meder Shelton	Ogbah	Collins	Davis	Kirksey	Haden	C.Johnson (OLB)	Taylor	Campbell	Reynolds	Reynolds
12/18 at Buf-L	Meder Shelton	Ogbah	Collins	Davis	Kirksey	Haden	C.Johnson (OLB)	Taylor	Campbell	Reynolds	Reynolds
12/24 SD-W	Nassib Shelton	Ogbah	Meder (DT)	Collins	Kirksey	Haden	Boddy-Calhoun	Taylor	Williams	Reynolds	Reynolds
01/01 at Pit-L	Meder Shelton	Ogbah	Collins	Davis	Kirksey	Haden	Schobert (OLB)	Taylor	Williams	Reynolds	Reynolds

GAME-BY-GAME INACTIVES

DATE	Opp	Inactives
09/11 at Phi-L		Boddy-Calhoun, Burley, S.Coleman, Holmes, Kessler, Payton, S.Wright
09/18 BAL-L		Boddy-Calhoun, Burley, S.Coleman, Hughes, Payton, G.Wright, S.Wright
09/25 at Mia-L		Campbell, C.Coleman, S.Coleman, Erving, Haden, McCown, Nassib
10/02 at Was-L		Campbell, C.Coleman, DeValve, Erving, McCown, Nassib, Williams
10/09 NE-L		C.Coleman, DeValve, Erving, McCown, Reiter, Telfer, Williams
10/16 at Ten-L		C.Coleman, X.Cooper, DeValve, Haden, McCown, Telfer, Vitale
10/23 at Cin-L		Burley, C.Coleman, DeValve, Haden, Lemonier, McCown, Vitale
10/30 NYJ-L		Kessler, Callahan, C.Coleman, Burley, Ikard, J.Cooper, Hamlett
11/06 DAL-L		Callahan, Hogan, Lemonier, Ikard, J.Cooper, Payton, Paea
11/10 at Bal-L		Callahan, Taylor, Lemonier, Ikard, J.Cooper, Payton, X.Cooper
11/20 PIT-L		Callahan, Hogan, Williams, Lemonier, Ikard, J.Cooper, Holmes
11/27 NYG-L		Kessler, Callahan, Williams, Ikard, J.Cooper, Payton, Holmes
12/11 CIN-L		Hogan, McCown, Elston, Ikard, S.Coleman, Holmes
12/18 at Buf-L		Hogan, McCown, D.Jackson, Elston, Ikard, Holmes, X.Cooper
12/24 SD-W		Hogan, McCown, D.Jackson, Ikard, Holmes, G.Wright, Paea
01/01 at Pit-L		Hogan, McCown, Caldwell, D.Jackson, C.Johnson, Ikard, Paea

Totals B.Boddy-Calhoun (2), M.Burley (4), J.Callahan (5), T.Caldwell (1), I.Campbell (2), C.Coleman (6), S.Coleman (4), J.Cooper (5), X.Cooper (3), S.DeValve (4), T.Elston (2), C.Erving (3), J.Haden (3), C.Hamlett (1), K.Hogan (6), T.Holmes (5), J.Hughes III (1), G.Ikard (9), D.Jackson (3), C.Johnson (1), C.Kessler (3), C.Lemonier (4), J.McCown (9), C.Nassib (2), S.Paea (3), J.Payton (6), A.Reiter (1), J.Taylor (1), R.Telfer (2), D.Vitale (2), T.Williams Sr. (4), G.Wright (2), S.Wright III (2)

TAKEAWAY ANALYSIS

		Browns Takeaways			Opponent Takeaways			Gm Diff	Season Diff
		Int	Fum	Tot	Int	Fum	Tot		
09/11 at Phi		0	0	0	1	0	1	-1	-1
09/18 Bal		2	0	2	2	0	2	0	-1
09/25 at Mia		2	1	3	0	1	1	+2	+1
10/02 at Was		1	0	1	1	2	3	-2	-1
10/09 NE		0	0	0	1	0	1	-1	-2
10/16 at Ten		1	0	1	0	0	0	+1	-1
10/23 at Cin		0	1	1	2	0	2	-1	-2
10/30 NYJ		0	0	0	2	0	2	-2	-4
11/06 Dal		0	0	0	0	0	0	0	-4
11/10 at Bal		2	0	2	2	1	3	-1	-5
11/20 Pit		0	0	0	1	1	2	-2	-7
11/27 NYG		0	1	1	0	3	3	-2	-9
12/11 Cin		0	0	0	1	0	1	-1	-10
12/18 at Buf		0	0	0	0	0	0	0	-10
12/24 SD		1	0	1	0	0	0	+1	-9
01/01 at Pit		1	0	1	1	3	4	-3	-12



2016 GAME SUMMARIES



EAGLES 29 BROWNS 10



Sept. 11, 2016

Lincoln Financial Field, Philadelphia, Pa.

Despite trailing by just three points in the third quarter, the Cleveland Browns fell to the Eagles, 29-10, after Philadelphia pulled away late for the season-opening victory at Lincoln Financial Field. Eagles' rookie QB Carson Wentz got out to a fast start as he led a nine-play, 75-yard TD drive on their first possession of the game. Wentz connected with WR Jordan Matthews on a 19-yard TD pass to cap the drive and take a 7-0 lead. Cleveland's defense would bounce back including a sack from LB Christian Kirksey at the end of the first quarter. In the opening minutes of the second quarter, Eagles' K Caleb Sturgis converted a 22-yard field goal attempt to give Philadelphia a 10-0 advantage. The Browns responded on the ensuing possession as QB Robert Griffin III found WR Terrelle Pryor Sr. along the sideline on a 44-yard gain. Four plays later, RB Isaiah Crowell finished off the seven-play, 75-yard drive with a 2-yard TD run that left Cleveland trailing 10-7. Sturgis split the uprights once more at the end of the second quarter on a 38-yard field goal attempt, giving the Eagles a 13-7 lead at the half. In the third quarter, the Browns cut into the lead on their first drive of the half as Griffin connected with rookie WR Corey Coleman on a 38-yard pass that would lead to K Patrick Murray capping off Cleveland's drive with a 35-yard field goal and cutting the lead to 13-10. However, the Browns' following possession ended with the Eagles defense forcing a safety to take a 15-10 advantage. Philadelphia capitalized and scored once more on their next possession when Wentz conducted a nine-play, 73-yard scoring drive that finished with a 35-yard TD pass to WR Nelson Agholor. The Browns defense closed the third quarter with rookie DL Carl Nassib registering his first NFL sack. The final points of the game came late in the fourth quarter as Eagles' RB Ryan Mathews punched in a 1-yard TD run with just over a minute remaining in the game.

Team	1	2	3	4	Final
Cleveland	0	7	3	0	13
Philadelphia	7	6	9	7	29

SCORING SUMMARY

Team	Q	Time	Play
Eagles	1	9:50	J. Matthews 19 yd. pass from C. Wentz (C. Sturgis kick) (9-75, 5:10)
Eagles	2	12:30	C. Sturgis 22 yd. Field Goal (5-31, 2:14)
Browns	2	9:11	I. Crowell 2 yd. run (P. Murray kick) (7-75, 3:19)
Eagles	2	0:27	C. Sturgis 38 yd. Field Goal (11-60, 3:16)
Browns	3	13:57	P. Murray 35 yd. Field Goal (5-58, 1:03)
Eagles	3	10:49	C. Erving fumble out of bounds in the end zone for a Safety
Eagles	3	6:17	N. Agholor 35 yd. pass from C. Wentz (C. Sturgis kick) (9-73, 4:32)
Eagles	4	1:12	R. Mathews 1 yd. run (C. Sturgis kick) (5-15, 2:24)

TEAM STATISTICS

	CLE	PHI
FIRST DOWNS:	14	23
TIME OF POSSESSION:	29:32	39:20
TOTAL NET YARDS: (Ru/Pa):	288 (120/168)	403(133/270)
SACKS/Yards:	2/8	3/22
PUNTS/Average:	5-50.2	6-49.2
PENALTIES/Yards:	4-15	7-46
FUMBLES/LOST:	2/0	2/0

INDIVIDUAL STATISTICS

PASSING: CLE: R. Griffin 12-26-190; PHI: C. Wentz 22-37-278 (2 TD)
RUSHING: CLE: I. Crowell 12-62 (TD), R. Griffin 5-37, D. Johnson 3-22; PHI: R. Mathews 22-77 (TD), K. Barner 4-42, D. Sprioles 5-12, C. Coleman 2-1, W. Smallwood 1-1
RECEIVING: CLE: T. Pryor 3-68, D. Johnson 3-28, C. Coleman 2-69, I. Crowell 2-16, M. Johnson 2-9; PHI: J. Matthews 7-114 (TD), Z. Ertz 6-58, N. Agholor 4-57 (TD), D. Sprioles 2-24, D. Green-Bekham 2-14, B. Cella 1-11
INTERCEPTIONS: CLE: None; PHI: R. McLeod 1-5
SACKS: CLE: C. Kirksey 1-4, C. Nassib 1-4; PHI: F. Cox 1-8, B. Graham 1-4, C. Barwin 1-10
PUNTING: CLE: B. Colquitt 5-251 (50.2); PHI: D. Jones 6-295 (49.2)
PUNT RETURNS: CLE: None; PHI: D. Sprioles 4-9
KICKOFF RETURNS: CLE: None; PHI: W. Smallwood 1-23, D. Sprioles 1-19
MISSED FIELD GOALS: CLE: None; PHI: C. Sturgis 46WR

CLEVELAND			PHILADELPHIA		
WR	C. Coleman	DE	J. Meder	WR	N. Agholor
LT	J. Thomas	NT	D. Shelton	DE	F. Cox
LG	J. Bitonio	DE	C. Nassib	LG	A. Barbe
C	C. Erving	OLB	E. Ogbah	C	J. Kelce
RT	J. Greco	ILB	D. Davis	RG	B. Brooks
RG	A. Pasztor	ILB	C. Kirksey	RT	L. Johnson
TE	G. Barnidge	CB	J. Haden	TE	Z. Ertz
WR	T. Pryor	DB	T. Williams	WR	J. Matthews
QB	R. Griffin	CB	J. Taylor	WR	R. Brooks
RB	I. Crowell	SS	I. Campbell	RB	R. Mathews
FB	M. Johnson	FS	J. Poyer	QB	C. Wentz
				CB	S. M. Jenkins
				CB	R. McLeod



RAVENS 25 BROWNS 20



Sept. 18, 2016

FirstEnergy Stadium, Cleveland, Ohio

Despite a first quarter lead, the Ravens rallied back to defeat the Cleveland Browns, 25-20. The Browns started the game fast as QB Josh McCown led a nine-play, 75-yard opening drive that culminated in a 31-yard TD pass to rookie WR Corey Coleman giving Cleveland a 7-0 advantage. After forcing a Baltimore punt, RB Isaiah Crowell broke free on the first play for an 85-yard TD rush on the Browns next possession. Cleveland extended its lead after an INT by DB Joe Haden - his first of two INTs in the game - gave the Browns the ball back in Ravens territory. McCown connected with Coleman once more for a 27-yard TD. The Browns could not convert on the ensuing PAT as K Patrick Murray's attempt was blocked and returned by the Ravens for the defensive two-point conversion, leaving Cleveland with a 20-2 advantage with just over four minutes remaining in the first quarter. Late in the second quarter, Ravens' QB Joe Flacco marched Baltimore down the field with a six-play, 75-yard scoring drive that ended with a 7-yard TD pass to WR Mike Wallace. After an interception by S Eric Weddle, Baltimore was able to score before the half as K Justin Tucker converted on a 52-yard field goal attempt as time expired, cutting the Cleveland lead to 20-12. The Ravens got out to a fast start in the third quarter as Flacco led a six-play, 75-yard TD drive to start the second half, connecting with Wallace yet again on a 17-yard TD pass that left Baltimore trailing 19-20. The final points of the game came in the fourth quarter as Tucker converted two more field goal attempts - the first from 49 yards away, and the second from 41 yards away to give the Ravens a 25-20 advantage. Despite a late push from the Browns offense, an INT by Baltimore LB C.J. Mosley with just 13 seconds remaining in the contest sealed the victory.

Team	1	2	3	4	Final
Baltimore	2	10	7	6	25
Cleveland	20	0	0	0	20

SCORING SUMMARY

Team	Q	Time	Play
Browns	1	9:45	C. Coleman 31 yd. pass from J.McCown (P.Murray kick) (9-75, 5:15)
Browns	1	6:47	I. Crowell 85 yd. run (P.Murray kick) (1-85, 0:11)
Browns	1	4:34	C. Coleman 11 yd. pass from J.McCown (4-27, 1:25)
Ravens	1	4:34	J. Young defensive two point conversion
Ravens	2	1:15	M.Wallace 7 yd. pass from J. Flacco (J. Tucker kick) (6-75, 1:59)
Ravens	2	0:00	J. Tucker 52 yd. Field Goal (7-27, 0:42)
Ravens	3	12:17	M.Wallace 17 yd. pass from J. Flacco (J. Tucker kick) (6-75, 2:43)
Ravens	4	11:19	J. Tucker 49 yd. Field Goal (5-27, 2:35)
Ravens	4	2:53	J. Tucker 41 yd. Field Goal (11-41, 5:08)

TEAM STATISTICS

	BAL	CLE
FIRST DOWNS:	22	17
TIME OF POSSESSION:	30:59	29:01
TOTAL NET YARDS: (Ru/Pa):	382 (80/302)	387 (145/242)
SACKS/Yards:	3/18	0/0
PUNTS/Average:	3-47.0	5-45.2
PENALTIES/Yards:	4-29	8-59
FUMBLES/LOST:	0/0	3/0

INDIVIDUAL STATISTICS

PASSING: CLE: J. McCown 20-33-260 (2 TD, 2 INT); BAL: J. Flacco 25-45-302 (2 TD, 2 INT)
RUSHING: CLE: I. Crowell 18-133 (TD), D. Johnson 3-42; BAL: T. West 11-42, J. Forsett 14-37, J. Flacco 1-1
RECEIVING: CLE: C. Coleman 5-104 (2 TD), D. Johnson 4-44, G. Barnidge 4-37, T. Pryor 3-32, A. Hawkins 3-28, I. Crowell 1-15; BAL: D. Pitta 9-102, M. Wallace 4-41 (2 TD), S. Smith 3-64, J. Forsett 3-9, B. Perrin 2-32, C. Gilmore 1-22, M. West 1-15, C. Moore 1-9, K. Juszczyk 1-8
INTERCEPTIONS: CLE: J. Haden 2; BAL: E. Weddle 1, C. Mosley 1
SACKS: CLE: None; BAL: T. Jernigan 1-5, M. Pierce 1-6, B. Urban 1-7
PUNTING: CLE: B. Colquitt 5-226 (45.2); BAL: S. Koch 3-141 (47.0)
PUNT RETURNS: CLE: J. Haden 1-13; BAL: D. Hester 2-22
KICKOFF RETURNS: CLE: D. Johnson 1-19, B. Atkinson 1-13; BAL: D. Hester 2-80
MISSED FIELD GOALS: CLE: P. Murray 52WR; BAL: None

BALTIMORE			CLEVELAND		
WR	S. Smith	DE	T. Jernigan	WR	C. Coleman
WR	M. Wallace	NT	B. Williams	OL	S. Drango
LT	R. Stanley	DE	L. Guy	LT	J. Thomas
LG	A. Lewis	RUSH	T. Suggs	LG	J. Bitonio
C	J. Zuttah	ILB	C. Mosley	C	C. Erving
RG	M. Yanda	ILB	Z. Orr	RG	J. Greco
RT	R. Wagner	SAM	A. McClellan	RT	A. Pasztor
TE	D. Pitta	LCB	S. Wright	TE	G. Barnidge
QB	J. Flacco	SS	E. Weddle	WR	T. Pryor
TE	C. Gilmore	LB	L. Webb	RB	I. Crowell
RB	J. Forsett	RCB	J. Smith	QB	J. McCown
				FS	J. Poyer

START

PLAYERS

2016 SEASON

HISTORY

RECORDS

GAME DAY



2016 GAME SUMMARIES

DOLPHINS 30 BROWNS 24 (OT)



Sept. 25, 2016

Hard Rock Stadium, Miami Gardens, Fla.

The Dolphins defeated the Browns in overtime, 30-24, in their home opener at Hard Rock Stadium. The Browns defense started strong as DB James Taylor intercepted Dolphins' QB Ryan Tannehill on the second play of the game. Miami responded by forcing a turnover of their own as DL Cameron Wake strip-sacked Browns' rookie QB Cody Kessler. On their second possession, Tannehill led the Dolphins down the field on a five-play, 61-yard scoring drive including a 26-yard TD pass to WR DeVante Parker, giving Miami a 7-0 advantage. To open the second quarter, Browns' K Cody Parkey capped off a 10-play, 58-yard drive by connecting on a 46-yard field goal attempt, cutting the lead to 7-3. Later in the second, Cleveland DB Brian Boddy-Calhoun intercepted a Tannehill pass and returned it 27 yards for a Browns TD, giving Cleveland a 10-7 lead. The Dolphins were able to tie the game at 10 on their ensuing possession as K Andrew Franks split the uprights with a 37-yard field goal. Cleveland closed out the scoring in the first half as Parkey converted on a 48-yard field goal attempt and sent the Browns into halftime with a 13-10 advantage. Miami regained the lead in the third quarter as Tannehill connected with WR Jarvis Landry on a 42-yard TD pass. In the fourth quarter, the Dolphins stretched their margin when Tannehill found RB Damien Williams on a 10-yard TD pass, giving Miami a 24-13 edge. Cleveland responded, as WR Terrelle Pryor Sr. capped off a nine-play, 83-yard drive with a 32-yard TD rush. Kessler found TE Gary Barnidge on the ensuing two-point conversion attempt, cutting the lead to just three. The Browns were able to deadlock the contest at 24 with just over three minutes remaining in the fourth quarter as Parkey connected on his third field goal of the game, this time from 38 yards away. After a strip-sack by LB Corey Lemonier, Cleveland had a chance to win the game as time expired in the fourth quarter but could not convert a 46-yard field goal. In overtime, Landry set up the Dolphins' game-winning TD with a 32-yard reception along the sideline. On the next play, Miami RB Jay Ajayi found the endzone on an 11-yard TD rush to secure the Dolphins victory.

Team	1	2	3	4	OT	Final
Cleveland	0	13	0	11	0	24
Miami	7	3	7	7	6	30

SCORING SUMMARY

Team	Q	Time	Play
Dolphins	1	10:16	D.Parker 26 yd. pass from R. Tannehill (A. Franks kick) (5-61, 2:37)
Browns	2	13:32	C.Parkey 46 yd. Field Goal (10-58, 5:03)
Browns	2	6:47	B.Boddy-Calhoun 27 yd. interception return (C.Parkey kick)
Dolphins	2	1:57	A.Franks 37 yd. Field Goal (10-56, 4:50)
Browns	2	0:42	C.Parkey 48 yd. Field Goal (8-45, 1:15)
Dolphins	3	5:17	J.Landry 42 yd. pass from R. Tannehill (A. Franks kick) (4-68, 2:10)
Dolphins	4	14:17	D.Williams 10 yd. pass from R. Tannehill (A. Franks kick) (6-64, 3:16)
Browns	4	10:12	T.Pryor 3 yd. run (C.Kessler-G. Barnidge pass) (9-83, 4:05)
Browns	4	3:14	C.Parkey 38 yd. Field Goal (8-74, 3:03)
Dolphins	5	8:26	J.Ajayi 11 yd. run (3-44, 1:13) (3-44, 1:13)

TEAM STATISTICS

	CLE	MIA
FIRST DOWNS:	21	23
TIME OF POSSESSION:	37:22	29:12
TOTAL NET YARDS: (Ru/Pa):	430 (169/261)	426 (115/311)
SACKS/Yards:	1/8	4/18
PUNTS/Average:	5-44.6	6-48.8
FUMBLES/LOST:	13-91	8-67
	3/1	1/1

INDIVIDUAL STATISTICS

PASSING: CLE: C. Kessler 21-33-244; MIA: R. Tannehill 25-39-319 (3 TD, INT)
RUSHING: CLE: I. Crowell 15-79; D. Johnson 10-69; T. Pryor 4-21 (TD); A. Hawkins 1-1; C. Kessler 2-(-1); MIA: K. Drake 9-37; J. Ajayi 7-28 (TD); I. Peadar 5-17; J. Landry 2-16; D. Williams 1-15; R. Tannehill 1-2
RECEIVING: CLE: T. Pryor 8-144; G. Barnidge 5-66; D. Johnson 5-12; R. Louis 3-40; A. Hawkins 2-14; M. Jones 1-3; MIA: J. Landry 7-120 (TD); K. Stills 5-76; D. Sims 4-46; D. Parker 3-51 (TD); D. Williams 3-10 (TD); K. Drake 2-11; J. Cameron 1-5
INTERCEPTIONS: CLE: B. Boddy-Calhoun 1-27 (TD); J. Taylor 1-4(-3); MIA: None
SACKS: CLE: C. Lemonier 1-8; MIA: R. Jones 0.5-0.5, N. Suh 1.5-7.5, C. Wake 1-7, A. Branch 1-3
PUNTING: CLE: B. Colquitt 5-223 (44.6); MIA: M. Darr 6-293 (48.8)
PUNT RETURNS: CLE: None; MIA: J. Landry 1-13
KICKOFF RETURNS: CLE: T. Howard 2-30; G. Atkinson 1-21; MIA: J. Grant 1-27
MISSSED FIELD GOALS: CLE: C. Parkey 41W/L, 42L/U, 46W/L; MIA: None

CLEVELAND

WR	A. Hawkins	DE	B. Boddy-Calhoun	WR	K. Stills	DE	J. Jones
LT <td>J. Thomas</td> <td>NT</td> <td>D. Shelton</td> <td>LT</td> <td>B. Albert</td> <td>DE</td> <td>N. Suh</td>	J. Thomas	NT	D. Shelton	LT	B. Albert	DE	N. Suh
LG <td>J. Bitonio</td> <td>DE</td> <td>S. Paea</td> <td>LG</td> <td>L. Tunsil</td> <td>DE</td> <td>J. Phillips</td>	J. Bitonio	DE	S. Paea	LG	L. Tunsil	DE	J. Phillips
C	J. Greco	OLB	E. Ogblath	C	A. Steen	DE	M. Williams
RG	A. Bailey	ILB	D. Davis	RG	J. Bushrod	LB	M. Thomas
RT	A. Pasztor	ILB	C. Kirksey	RT	J. James	LB	K. Alonso
TE	G. Barnidge	OLB	N. Orchard	TE	J. Cameron	LB	J. Jenkins
WR	T. Pryor	CB	T. Williams	QB	R. Tannehill	CB	B. Maxwell
QB	C. Kessler	CB	J. Taylor	RB	K. Drake	CB	X. Howard
CB	I. Crowell	FS	J. Poyer	WR	J. Landry	S	I. Abdul-Quddus
FB	R. Louis	SS	D. Kindred	WR	D. Parker	S	R. Jones

REDSKINS 31 BROWNS 20



Oct. 2, 2016

FedExField, Landover, Md.

The Redskins pulled away from the Browns in the fourth quarter for a 31-20 victory at FedExField. Washington initiated the game's scoring as QB Kirk Cousins opened the day with a 12-play, 75-yard scoring drive, including an 8-yard TD pass to TE Jordan Reed. On their next possession, Cousins led the Redskins down the field again, eventually capping off the eight-play, 80-yard drive with a 9-yard TD pass to Reed, giving Washington a 14-0 advantage. Cleveland cut into the Redskins' lead in the second quarter with a 12-play, 81-yard drive courtesy of a 2-yard TD rush by RB Isaiah Crowell. Following an interception by DB Jamar Taylor, Cleveland evened the score at 14-14 when rookie QB Cody Kessler connected with WR Terrelle Pryor Sr. on a 9-yard TD pass - Pryor's first career TD reception. Washington regained its edge later in the half when Redskins K Dustin Hopkins split the uprights on a 49-yard field goal attempt, but K Cody Parkey tied the game up once more with a 51-yard field goal as time expired in the second quarter. Cleveland gained its first lead of the day on its opening possession of the third quarter when Parker connected on another field goal - this time from 45 yards away - to take a 20-17 advantage. Washington stole momentum as the fourth quarter began, however, and capitalized following three different Cleveland turnovers. After forcing a fumble, Cousins found RB Chris Thompson on a 5-yard TD pass, giving the Redskins a 24-20 edge. The Browns defense bounced back and managed to keep Washington out of the end zone after another fumble, but an interception by Redskins DB Josh Norman set up a 1-yard TD rush by Redskins RB Matt Jones, giving Washington a 31-20 lead to seal the game.

Team	1	2	3	4	Final
Cleveland	0	17	3	0	20
Washington	14	3	0	14	31

SCORING SUMMARY

Team	Q	Time	Play
Redskins	1	7:40	J.Reed 8 yd. pass from K. Cousins (D.Hopkins kick) (12-75, 7:20)
Redskins	1	0:27	J.Reed 9 yd. pass from K. Cousins (D.Hopkins kick) (8-80, 4:14)
Browns	2	9:32	I.Crowell 2 yd. run (C.Parkey kick) (12-81, 5:54)
Browns	2	7:55	T.Pryor 9 yd. pass from C. Kessler (C.Parkey kick) (3-12, 1:25)
Redskins	2	2:29	D.Hopkins 49 yd. Field Goal (10-32, 5:26)
Browns	2	0:00	C.Parkey 51 yd. Field Goal (7-42, 2:29)
Browns	3	9:25	C.Parkey 45 yd. Field Goal (11-48, 5:35)
Redskins	4	10:39	C. Cousins 5 yd. pass from K. Cousins (D.Hopkins kick) (10-91, 5:28)
Redskins	4	4:25	M.Jones 1 yd. run (D.Hopkins kick) (4-39, 2:03)

TEAM STATISTICS

	CLE	WAS
FIRST DOWNS:	26	24
TIME OF POSSESSION:	28:57	31:03
TOTAL NET YARDS: (Ru/Pa):	380 (163/217)	301 (145/156)
SACKS/Yards:	3/27	1/6
PUNTS/Average:	1-55.0	3-48.7
FUMBLES/LOST:	7-101	9-75
	3/2	1/0

INDIVIDUAL STATISTICS

PASSING: CLE: C. Kessler 28-40-223 (TD, INT); WAS: K. Cousins 21-27-183 (3 TD, INT)
RUSHING: CLE: I. Crowell 15-112 (TD); D. Johnson 9-53; C. Kessler 2-2; M. Jones 1-28; T. Pryor 1-(-6); WAS: M. Jones 22-117 (TD); C. Thompson 3-24; R. Kelley 1-4
RECEIVING: CLE: G. Barnidge 7-57; D. Johnson 6-31; T. Pryor 5-46 (TD); R. Louis 3-28; A. Hawkins 3-28; I. Crowell 3-22; M. Jones 1-11; WAS: J. Reed 9-73 (2 TD), P. Garcon 4-39; J. Crowder 2-1; M. Jones 2-21; C. Thompson 2-16; V. Davis 1-8; D. Jackson 1-5
INTERCEPTIONS: CLE: J. Taylor 1-29; WAS: J. Norman 1-1
SACKS: CLE: C. Johnson-27; B. Boddy-Calhoun 1-10; WAS: T. Murphy 1-6
PUNTING: CLE: B. Colquitt 1-55 (55.0); WAS: T. Way 3-146 (48.7)
PUNT RETURNS: CLE: D. Johnson 1-18; G. Atkinson 1-17; WAS: None
KICKOFF RETURNS: CLE: G. Atkinson 1-17; WAS: C. Thompson 1-26
MISSSED FIELD GOALS: CLE: None; WAS: None

CLEVELAND

WR	A. Hawkins	DE	J. Meder	WR	P. Garcon	LDE	E. Hood
LT <td>J. Thomas</td> <td>NT <td>D. Shelton</td> <td>LT <td>T. Williams</td> <td>S <td>S. Cravens</td> </td></td></td>	J. Thomas	NT <td>D. Shelton</td> <td>LT <td>T. Williams</td> <td>S <td>S. Cravens</td> </td></td>	D. Shelton	LT <td>T. Williams</td> <td>S <td>S. Cravens</td> </td>	T. Williams	S <td>S. Cravens</td>	S. Cravens
LG <td>J. Bitonio</td> <td>OLB <td>C. Lemonier</td> <td>LG <td>A. Kouandjo</td> <td>RDE <td>C. Baker</td> </td></td></td>	J. Bitonio	OLB <td>C. Lemonier</td> <td>LG <td>A. Kouandjo</td> <td>RDE <td>C. Baker</td> </td></td>	C. Lemonier	LG <td>A. Kouandjo</td> <td>RDE <td>C. Baker</td> </td>	A. Kouandjo	RDE <td>C. Baker</td>	C. Baker
C	A. Reiter	OLB <td>E. Ogblath</td> <td>C</td> <td>S. Long</td> <td>SLB</td> <td>P. Smith</td>	E. Ogblath	C	S. Long	SLB	P. Smith
RG	J. Greco	ILB <td>D. Davis</td> <td>RG</td> <td>B. Scherff</td> <td>MLB</td> <td>W. Compton</td>	D. Davis	RG	B. Scherff	MLB	W. Compton
RT	A. Pasztor	ILB <td>C. Kirksey</td> <td>RT</td> <td>M. Moses</td> <td>CB</td> <td>K. Fuller</td>	C. Kirksey	RT	M. Moses	CB	K. Fuller
WR	T. Pryor	DB	B. Boddy-Calhoun	TE	J. Reed	WLB	R. Kerrigan
QB	C. Kessler	CB <td>J. Haden</td> <td>WR</td> <td>J. Crowder</td> <td>CB</td> <td>Q. Dunbar</td>	J. Haden	WR	J. Crowder	CB	Q. Dunbar
RB	I. Crowell	CB <td>J. Taylor</td> <td>WR</td> <td>D. Jackson</td> <td>CB</td> <td>J. Norman</td>	J. Taylor	WR	D. Jackson	CB	J. Norman
WR	R. Louis	FS <td>J. Poyer</td> <td>QB</td> <td>K. Cousins</td> <td>SS</td> <td>D. Bruton</td>	J. Poyer	QB	K. Cousins	SS	D. Bruton
TE	G. Barnidge	SS	D. Kindred	RB	M. Jones	FS	W. Blackmon

STAFF

PLAYERS

2016 SEASON

HISTORY

RECORDS

GAME DAY





PATRIOTS 33 BROWNS 13



Oct. 9, 2016

FirstEnergy Stadium, Cleveland, Ohio

The New England Patriots defeated the Cleveland Browns, 33-13, at FirstEnergy Stadium. In his return from a four-game suspension, Patriots QB Tom Brady was effective and began his day by leading an eight-play, 80-yard TD drive, capped by a 1-yard RB LeGarrette Blount TD rush to gain a 7-0 advantage just under five minutes into the first quarter. The Browns answered quickly as rookie QB Cody Kessler responded with a nine-play, 75-yard TD drive of his own, including an 11-yard TD pass to WR Andrew Hawkins to even the game at 7-7. The Patriots soon regained their lead with another first quarter score as Brady orchestrated an eight-play, 75-yard TD drive, finding TE Martellus Bennett on a 7-yard TD pass. On the Browns' ensuing possession, a Kessler fumble on an incomplete backwards pass trickled out of the end zone for a Patriots safety, giving New England a 16-7 advantage. Early in the second quarter, Brady found Bennett in the end zone once again on a 5-yard TD pass to push the Patriots' lead to 23-7. The Patriots opened the third quarter with another scoring drive, going 75 yards in just eight plays, including a third and final Brady TD pass to Bennett — this time from 37 yards away — to garner a 30-7 advantage. In the fourth quarter, QB Charlie Whitehurst, who stepped in for Kessler following an injury late in the first quarter, connected with TE Connor Hamlett on a 17-yard TD strike, marking Hamlett's first TD reception in his first ever NFL game. Cleveland was unsuccessful on its ensuing two-point conversion attempt, leaving the Browns with a 30-13 deficit. The final points of the game came from the foot of Patriots K Stephen Gostkowski as he split the uprights on a 31-yard field goal attempt, stretching New England's lead to 33-13.

Team	1	2	3	4	Final
New England	16	7	7	3	33
Cleveland	7	0	0	6	13

SCORING SUMMARY

Team	Q	Time	Play
Patriots	1	10:28	L.Blount 1 yd. run (S.Gostowski kick) (8-80, 3:13)
Browns	1	6:09	A.Hawkins 11 yd. pass from C.Kessler (C.Parkey kick) (9-75, 4:19)
Patriots	1	2:06	M.Bennett 7 yd. pass from T.Brady (S.Gostowski kick) (8-75, 4:03)
Patriots	1	1:20	C.Kessler fumble out of bounds in end zone for a Safety
Patriots	2	12:10	M.Bennett 5 yd. pass from T.Brady (S.Gostowski kick) (8-64, 4:10)
Patriots	3	12:24	M.Bennett 37 yd. pass from T.Brady (S.Gostowski kick) (8-75, 2:36)
Browns	4	14:05	C.Hamlett 17 yd. pass from C.Whitehurst (pass failed) (7-80, 3:22)
Patriots	4	7:42	S.Gostowski 31 yd. Field Goal (11-72, 6:23)

TEAM STATISTICS

	NE	CLE
FIRST DOWNS:	24	17
TIME OF POSSESSION:	34:39	25:21
TOTAL NET YARDS: (Ru/Pa):	501 (98/403)	262 (27/235)
SACKS/Yards:	2/14	1/3
PUNTS/Average:	5-41.8	6-44.5
PENALTIES/Yards:	5-61	5-20
FUMBLES/LOST:	0/0	2/3

INDIVIDUAL STATISTICS

PASSING: CLE: C. Whitehurst 14-24-182 (TD, INT), C. Kessler 5-8-62 (TD); NE: T. Brady 28-40-406 (3 TD)
RUSHING: CLE: I. Crowell 13-22, T. Pryor 2-3, D. Johnson 4-1, C. Whitehurst 2-1; NE: L. Blount 18-37 (TD), J. White 5-26, D. Foster 6-17, T. Brady 2-14, M. Slater 1-5, C. Hogan 1-2, J. Garoppolo 2-3
RECEIVING: CLE: G. Barnidge 5-76, T. Pryor 5-48, A. Hawkins 4-56 (TD), D. Johnson 2-1, R. Louis 2-13, I. Crowell 1-18, C. Hamlett 1-17 (TD); NE: D. INTERCEPTIONS: CLE: J. Haden 2, NE: M. Bennett 6-67 (3 TD), R. Gronkowski 5-109, J. Edelman 5-35, C. Hogan 4-14, J. White 4-63, D. Amendola 2-11, M. Mitchell 2-7
SACKS: CLE: J. Meder 1-3; NE: M. Brown 2-14
PUNTING: CLE: B. Colquitt 6-267 (44.5); NE: R. Allen 5-69 (41.8)
PUNT RETURNS: CLE: D. Johnson 2-0, Haden 1-5; NE: J. Edelman 2-12
KICKOFF RETURNS: CLE: T. Howard 4-63; NE: J. Edelman 1-9, D. McCourty 1-9
MISSSED FIELD GOALS: CLE: None; NE: S. Gostkowski 5/0W

NEW ENGLAND

WR	C.Hogan	LE	R.Ninkovich
LT	N.Solder	DT	M.Hamilton
LG	J.Thuney	DT	M.Brown
C	D.Andrews	RE	J.Sheard
RG	S.Mason	LB	B.Mingo
RT	C.Fleming	LB	D.Highower
TE	R.Gronkowski	LB	J.Collins
WR	J.Edelman	RCB	L.Ryan
RB	M.Mitchell	LCB	M.Battle
RB	L.Blount	P.Chung	QB
QB	T.Brady	S	D.McCourty

CLEVELAND

WR	A.Hawkins	DE	J.Meder
LT	J.Thomas	NT	D.Shelton
LG	J.Bitonio	DE	C.Nassib
C	J.Greco	OLB	E.Oghab
RG	A.Bailey	ILB	D.Davis
RT	A.Pasztor	ILB	C.Kirksey
TE	R.Garnidge	CB	J.Haden
WR	T.Pryor	CB	J.Taylor
WR	M.Battle	FS	J.Poyer
RB	I.Crowell	SS	I.Campbell
QB	C.Hamlett	DB	B.Boddy-Calhoun



TITANS 28 BROWNS 26



Oct. 16, 2016

Nissan Stadium, Nashville, Tenn.

The Titans held on to defeat the Browns, 28-26, at Nissan Stadium. Titans QB Marcus Mariota got Tennessee off to a fast start with a scoring drive on the opening possession of the game, including a 41-yard rush by Mariota on the first play from scrimmage and an 11-yard TD pass to WR Rashad Mathews to cap the drive just six plays later. The Browns were able to respond on their first possession to the aid of QB Cody Kessler got the Cleveland offense moving with a 43-yard completion to TE Gary Barnidge on Cleveland's first offensive play. Just four plays later, K Cody Parkey put the Browns on the board with a 45-yard field goal, leaving Cleveland with a 7-3 deficit midway through the first quarter. Parkey would go on to split the uprights once more — this time from 37 yards away — to leave the Browns trailing just 7-6 as the first quarter came to a close. Mariota extended the Titans' lead early in the second quarter when he found WR Kendall Wright on a 48-yard TD strike to go up 14-16. Cleveland was once again able to pull within one point of the Titans late in the second quarter when Kessler capped an impressive nine-play, 94-yard drive with a 7-yard TD pass to WR Terrelle Pryor Sr., which left the Browns trailing 14-13 at the half. Titans RB DeMarco Murray scored the only points of the third quarter when he finished Tennessee's seven-play, 70-yard drive with a 3-yard TD rush to garner a 21-13 advantage. In the fourth quarter, the Titans furthered the margin when Mariota ended a long 12-play, 80-yard drive that took up 6:59 with a 15-yard TD pass to TE Anthony Fasano. The Browns chipped away at the Tennessee lead on the ensuing drive, going 75 yards in 13 plays, including a Kessler 5-yard TD pass to Pryor. However, Kessler was unable to connect with a receiver on the two-point conversion attempt and the Browns trailed, 28-19. After WR Rashad Higgins recovered a Parkey outside kick, Cleveland found the end zone for the last time as RB Duke Johnson Jr. completed a nine-play, 62-yard drive with a 1-yard TD rush. Trailing 28-26, the Browns were not able to recover Parkey's second outside kick attempt and the Titans held on for the victory.

Team	1	2	3	4	Final
Cleveland	6	7	0	13	26
Tennessee	7	7	7	7	28

SCORING SUMMARY

Team	Q	Time	Play
Titans	1	10:37	R.Mathews 11 yd. pass from M.Mariota (R.Succop kick) (7-75, 4:23)
Browns	1	8:47	C.Parkey 45 yd. Field Goal (5-48, 1:50)
Browns	1	2:08	C.Parkey 37 yd. Field Goal (8-71, 4:53)
Titans	2	11:51	K.Wright 48 yd. pass from M.Mariota (R.Succop kick) (4-59, 2:16)
Titans	2	0:40	T.Pryor 7 yd. pass from C.Kessler (C.Parkey kick) (9-94, 3:49)
Browns	3	9:33	D.Murray 3 yd. run (R.Succop kick) (7-70, 3:36)
Titans	4	6:43	A.Fasano 15 yd. pass from M.Mariota (R.Succop kick) (12-80, 6:59)
Browns	4	2:07	T.Pryor 3 yd. pass from C.Kessler (pass failed) (13-75, 4:36)
Browns	4	0:27	D.Johnson 1 yd. run (C.Parkey kick) (9-62, 1:40)

TEAM STATISTICS

	CLE	TEN
FIRST DOWNS:	16	19
TIME OF POSSESSION:	28:59	31:01
TOTAL NET YARDS: (Ru/Pa):	341 (40/301)	407 (137/270)
SACKS/Yards:	2/14	6/36
PUNTS/Average:	7-50.9	5-45.0
PENALTIES/Yards:	11-69	7-96
FUMBLES/LOST:	0/0	0/0

INDIVIDUAL STATISTICS

PASSING: CLE: C. Kessler 26-41-336 (2 TD), T. Pryor 11-1-1; TEN: M. Mariota 17-24-284 (3 TD, INT)
RUSHING: CLE: D. Johnson 4-18 (TD), 9-16, T. Pryor 1-3, C. Kessler 1-3; TEN: D. Murray 21-65 (TD), M. Mariota 7-64, D. Henry 2-7, T. Sharpe 1-1
RECEIVING: CLE: T. Pryor 9-75 (2 TD), R. Louis 5-65, D. Johnson 4-56, G. Barnidge 3-59, A. Hawkins 3-48, I. Crowell 2-20, R. Higgins 1-14; TEN: K. Wright 8-133 (15 TD), R. Mathews 3-70 (TD), P. Supereno 2-25, D. Henry 2-20, D. Walker 1-21, A. Fasano 1-15 (TD)
INTERCEPTIONS: CLE: T. Williams 1-0; TEN: None
SACKS: CLE: D. Shelton 1-10, E. Oghab 1-4; TEN: A. Williamson 1-5, S. Spence 1-2, W. Woodyard 1-0, J. Casey 1-10, B. Orakpo 1-9, D. Morgan 1-10
PUNTING: CLE: B. Colquitt 7-356 (50.9); TEN: B. Kern 5-225 (45.0)
PUNT RETURNS: CLE: D. Johnson 2-6; TEN: M. Mariati 2-30
KICKOFF RETURNS: CLE: G. Adkinson 1-19; TEN: None
MISSSED FIELD GOALS: CLE: None; TEN: R. Succop 5/8W

CLEVELAND

TE	C.Hamlett	DE	J.Meder
LT	J.Thomas	NT	D.Shelton
LG	A.Bailey	OLB	E.Oghab
C	C.Erevig	OLB	C.Johnson
RG	J.Greco	ILB	D.Davis
RT	A.Pasztor	ILB	C.Kirksey
TE	G.Barnidge	OLB	J.Schobert
WR	T.Pryor	CB	B.Boddy-Calhoun
QB	C.Kessler	FS	J.Poyer
RB	I.Crowell	SS	I.Campbell
RB	D.Johnson	CB	J.Taylor

TENNESSEE

WR	A.Johnson	DE	K.Klug
LT	D.Walker	TE	D.Jones
LG	A.Bailey	OLB	LT.TLewan
C	C.Erevig	OLB	C.Johnson
RG	J.Greco	ILB	D.Davis
RT	A.Pasztor	ILB	C.Kirksey
TE	G.Barnidge	OLB	J.Schobert
WR	T.Pryor	CB	B.Boddy-Calhoun
QB	C.Kessler	FS	J.Poyer
RB	I.Crowell	SS	I.Campbell
RB	D.Johnson	CB	J.Taylor

START

PLAYERS

2016 SEASON

HISTORY

RECORDS

GAME DAY



2016 GAME SUMMARIES

BENGALS 31 BROWNS 17



Oct. 23, 2016

Paul Brown Stadium, Cincinnati, Ohio

The Cincinnati Bengals defeated the Cleveland Browns, 31-17, at Paul Brown Stadium. The only points in the first quarter came on the game's opening possession as Bengals RB Jeremy Hill and QB Andy Dalton led Cincinnati down the field. RB Giovanni Bernard eventually capped the seven-play, 75-yard drive with a 5-yard TD rush to gain an early 7-0 advantage. To begin the second quarter, Browns K Cody Parkey got Cleveland on the scoreboard as he converted a 28-yard field goal to finish a 10-play, 60-yard drive that left the Browns trailing 7-3. After the Cleveland defense forced a Bengals three-and-out, the Browns scored on their second consecutive possession behind key rushes from rookie QB Kevin Hogan and RB Isaiah Crowell. Crowell ultimately found the end zone on a 1-yard TD rush to give Cleveland its first lead of the game, 10-7. The Bengals responded, as Dalton connected with WR Brandon LaFell on back-to-back plays – the first a 21-yard strike, followed by a 44-yard TD pass and reception – to regain the lead, 14-10. The final points of the first half came via a 45-yard Hail Mary TD pass from Dalton to WR A.J. Green as time expired, giving Cincinnati a 21-10 advantage at halftime. In the third quarter, Hogan (who took over for QB Cody Kessler after he left the game with a concussion) continued to have success in the run game, capping an eight-play, 75-yard drive with his first career TD on a 28-yard rush, the longest by a Browns QB in team history. Cincinnati responded just two plays later as Hill broke free on a long rush of his own and found the end zone on a 74-yard TD scamper to put the Bengals ahead 28-17. The final points of the game came on the Bengals ensuing possession when K Mike Nugent split the uprights on a 36-yard field goal attempt and gave Cincinnati a 31-17 advantage with just over four minutes remaining in the third quarter. In his first NFL game, Hogan rushed for 104 yards, the second-most ever by a Browns QB, while fellow rookie LB Emmanuel Ogbah recorded two sacks on the day.

Team	1	2	3	4	Final
Cleveland	0	10	7	0	17
Cincinnati	7	14	10	0	31

SCORING SUMMARY

Team	Q	Time	Play
Bengals	1	12:14	G. Bernard 5 yd. run (M.Nugent kick) (7-75, 2:46)
Browns	2	13:26	C.Parkey 28 yd. Field Goal (10-60, 5:16)
Browns	2	6:20	I.Crowell 1 yd. run (C.Parkey kick) (9-70, 5:39)
Bengals	2	4:09	B.LaFell 4 yd. pass from A.Dalton (M.Nugent kick) (5-80, 2:11)
Bengals	2	0:00	A.Green 48 yd. pass from A.Dalton (M.Nugent kick) (8-75, 1:03)
Browns	3	10:43	K.Hogan 28 yd. run (C.Parkey kick) (8-75, 4:17)
Bengals	3	9:47	J.Hill 74 yd. run (M.Nugent kick) (2-75, 0:56)
Bengals	3	4:19	M.Nugent 36 yd. Field Goal (7-66, 3:16)

TEAM STATISTICS

	CLE	CIN
FIRST DOWNS:	22	23
TIME OF POSSESSION:	31:48	28:12
TOTAL NET YARDS: (Ru/Pa):	352 (180/172)	559 (271/288)
SACKS/Yards:	3/20	2/10
PUNTS/Average:	5-41.8	2-44.5
PENALTIES/Yards:	5-35	3-30
FUMBLES/LOST:	0/0	2/1

INDIVIDUAL STATISTICS

PASSING: CLE: K. Hogan 12-24-100 (2 INT), C. Kessler 9-11-82; CIN: A. Dalton 19-28-308 (2 TD).
RUSHING: CLE: K. Hogan 7-104 (TD), I. Crowell 12-63 (TD), D. Johnson Jr. 6-15, C. Kessler 1-(-2); CIN: J. Hill 9-168 (TD), G. Bernard 17-80 (TD), R. Burkhead 4-23
RECEIVING: CLE: G. Barnidge 6-66, D. Johnson Jr. 4-18, I. Crowell 3-16, A. Hawkins 2-19, R. Higgins 2-19, T. Pryor Sr. 2-18, M. Johnson 1-21, R. Louis 1-5; CIN: A. Green 8-169 (TD), B. LaFell 4-83 (TD), J. Hill 2-24, R. Burkhead 1-10, T. Eifert 1-9, G. Bernard 1-7, T. Boyd 1-3, T. Kroft 1-3
INTERCEPTIONS: CLE: None; CIN: S. Williams 1-13, V. Roy 1-6
SACKS: CLE: E. Ogbah 2-12, C. Kirksey 0-5-4, C. Nassis 0-5-4; CIN: S. Williams 1-4, C. Dunlap 1-6
PUNTING: CLE: B. Colquitt 5-209 (41.8); CIN: K. Huber 2-89 (44.5)
PUNT RETURNS: CLE: D. Johnson Jr. 1-3; CIN: A. Erickson 3-23
KICKOFF RETURNS: CLE: T. Howard 1-18; CIN: A. Jones 1-23
MISSED FIELD GOALS: CLE: None; CIN: M. Nugent 40WR, 45RU

CLEVELAND			BENGALS				
WR	A. Hawkins	DE	J. Meder	WR	A. Green	DE	C. Dunlap
LT	J. Thomas	NT	D. Shelton	LT	A. Whitworth	NT	D. Peko
LG	S. Drango	DE	X. Cooper	LG	C. Boling	DT	G. Atkins
C	C. Erving	OLB	E. Ogbah	C	R. Bodine	DE	M. Johnson
RT	J. Greco	ILB	D. Davis	RG	K. Zeitler	LB	J. Shaw
KE	A. Pasztor	ILB	C. Kirksey	RT	C. Ogbuehi	LB	V. Roy
TE	G. Barnidge	OLB	C. Johnson	TE	C. Uzomah	LB	V. Burfett
WR	T. Pryor Sr.	CB	T. Williams Sr.	WR	T. Kroft	LCB	D. Kirkpatrick
QB	C. Kessler	CB	J. Taylor	WR	B. LaFell	RCB	A. Jones
WR	I. Crowell	FS	T. Howard	QB	A. Dalton	SS	S. Williams
WR	R. Louis	SS	I. Campbell	HB	J. Hill	FS	G. Iloka

JETS 31 BROWNS 28



Oct. 30, 2016

FirstEnergy Stadium, Cleveland, Ohio

The Cleveland Browns established a 20-7 lead at the half, but the New York Jets rallied to defeat the Browns Browns, 31-28. QB Josh McCown led the Browns down the field on the game's opening possession, eventually finding WR Andrew Hawkins on a 5-yard TD pass to cap the eight-play, 75-yard drive and take an early 7-0 lead. Hawkins finished the game with a career-best two TDs on five catches for 31 yards. After the Browns defense forced two consecutive New York three-and-outs, Cleveland scored once more in the first quarter as K Cody Parkey split the uprights on a 41-yard field goal attempt, giving the Browns a 10-0 advantage in the final minutes of the first quarter. The Jets scored their first points of the day in the early stages of the second quarter when Jets RB Bilal Powell finished a 12-play, 87-yard drive with a 35-yard TD rush along the sideline. Cleveland's defense responded nicely and the Browns managed to extend their lead, scoring twice after the two-minute warning as RB Isaiah Crowell capped a nine-play, 70-yard drive by punching in a 12-yard TD run and Parkey converted his second field goal of the game – this time from 27-yards away – to send the Browns into halftime up 20-7. New York scored on its first two possessions of the third quarter as Jets QB Ryan Fitzpatrick led back-to-back impressive drives. First, Fitzpatrick connected with Jets WR Quincy Enunwa on a 24-yard TD pass to complete a 12-play, 78-yard drive, cutting New York's deficit to six. The Jets then took their first lead of the day when Jets RB Matt Forte found the end zone on a 4-yard TD scamper to complete the eight-play, 84-yard drive and give New York a 21-20 advantage with just over two minutes remaining in the third quarter. Forte scored once more on a 2-yard TD rush to begin the fourth quarter, stretching the Jets lead to 28-20. After K Nick Folk's 24-yard field goal, New York furthered the margin to an 11-point advantage with just over four minutes left to play. The final points of the game came when McCown connected with Hawkins for his second TD of the day and then connected with WR Terrelle Pryor Sr. on the ensuing two-point conversion. After an unsuccessful onside kick attempt, the Browns were unable to get the ball back and the Jets held on to win, 31-28.

Team	1	2	3	4	Final
New York	0	7	14	0	31
Cleveland	10	10	0	8	28

SCORING SUMMARY

Team	Q	Time	Play
Browns	1	11:45	A.Hawkins 5 yd. pass from J.McCown (C.Parkey kick) (8-75, 3:15)
Browns	1	3:31	C.Parkey 41 yd. Field Goal (8-59, 3:42)
Jets	2	12:44	B.Powell 35 yd. run (N.Folk kick) (12-87, 5:27)
Browns	2	1:51	I.Crowell 1 yd. run (C.Parkey kick) (9-70, 4:40)
Browns	2	0:00	C.Parkey 27 yd. Field Goal (6-49, 1:25)
Jets	2	3:15	Q.Enunwa 24 yd. pass from R.Fitzpatrick (N.Folk kick) (12-78, 6:45)
Jets	3	8:11	M.Forte 4 yd. run (N.Folk kick) (8-84, 3:03)
Jets	3	9:38	M.Forte 2 yd. run (N.Folk kick) (13-81, 6:27)
Jets	4	4:04	N.Folk 24 yd. Field Goal (4-2, 1:09)
Browns	4	1:12	A.Hawkins 1 yd. pass from J.McCown (J.McCown/T.Pryor Sr. pass) (14-84, 3:52)

TEAM STATISTICS

	NYJ	CLE
FIRST DOWNS:	21	22
TIME OF POSSESSION:	33:41	26:19
TOTAL NET YARDS: (Ru/Pa):	393 (171/222)	407 (68/339)
SACKS/Yards:	1/6	2/6
PUNTS/Average:	6-47.0	5-41.4
PENALTIES/Yards:	5-37	2-10
FUMBLES/LOST:	0/0	1/0

INDIVIDUAL STATISTICS

PASSING: NYJ: R. Fitzpatrick 16-34-228 (1 TD), CLE: J.McCown 25-49-341 (2 TD, 2 INT), K. Hogan 2-2-4
RUSHING: NYJ: M. Forte 25-82 (2 TD), B.Powell 6-76 (TD), R. Fitzpatrick 4-13; CLE: I. Crowell 11-29 (TD), D. Johnson Jr. 4-29, J.McCown 3-10
RECEIVING: NYJ: Q.Enunwa 4-93 (TD), B.Marshall 4-68, R.Anderson 3-31, M.Forte 3-16, C.Peake 1-13, B.Bostick 1-4, B.Powell 1-3; CLE: T.Pryor Sr. 6-101, D.Johnson Jr. 6-87, A.Hawkins 5-31 (2 TD), G.Barnidge 3-42, I.Crowell 2-34, R.Louis 2-32, R.Higgins 1-10, S.DeValve 1-5, J.Payton 1-3
INTERCEPTIONS: NYJ: M. Gilchrist 1-0, L. Maudlin 1-0; CLE: None
SACKS: NYJ: M. Wilkerson 1-6, CLE: T. Holmes 1-0, J. Schobert 0-5-3, D. Shelton 0-5-3
PUNTING: NYJ: I. Edwards 6-282 (47.0); CLE: B. Colquitt 5-207 (41.4)
PUNT RETURNS: NYJ: J. Marshall 2-15; CLE: D. Johnson Jr. 2-28
KICKOFF RETURNS: CLE: T. Howard 1-18; NYJ: N. Marshall 11-24, J. Marshall 11-18
MISSED FIELD GOALS: CLE: None; NYJ: None

JETS			BROWNS				
WR	B.Marshall	DL	L. Williams	TE	R. Telfer	DE	J. Meder
TE	B.Bostick	DL	S.McLendon	LT	J. Thomas	NT	D. Shelton
LT	R. Clady	DL	M. Wilkerson	LG	A. Bailey	DE	E. Ogbah
LG	J. Carpenter	DL	L.S. Richardson	C	C. Erving	OLB	J. Schobert
C	W. Johnson	LB	J. Stanford	RT	A. Pasztor	ILB	D. Davis
RB	B. Winters	ILB	D. Harris	RG	J. Greco	ILB	B. C. Kirksey
RT	B. Giacomini	OLB	Jo Jenkins	TE	G. Barnidge	OLB	C. Johnson
TE	K. Davis	CB	M. Williams	WR	T. Pryor Sr.	CB	J. Haden
WR	R. Anderson	CB	D. Revis	QB	J.McCown	CB	J. Taylor
QB	R. Fitzpatrick	SS	C. Pryor	WR	I. Crowell	FS	T. Howard
RB	M. Forte	FS	M. Gilchrist	TE	S.DeValve	DB	D. Kindred

STAFF

PLAYERS

2016 SEASON

HISTORY

RECORDS

GAME DAY



2016 GAME SUMMARIES

COWBOYS 35
BROWNS 10



Nov. 6, 2016

FirstEnergy Stadium, Cleveland, Ohio

As rookies QB Cody Kessler (concussion) and WR Corey Coleman (hand) returned to the lineup from injury, the Browns scored on their opening possession to grab the initial lead but ultimately fell to the Dallas Cowboys, 35-10, at FirstEnergy Stadium. Kessler completed 19 of 27 passes (70.4 percent) for 203 yards with one TD and no interceptions for a 104.4 rating, his third game with a rating of 100 or greater in the past four games, while Coleman posted three catches for 41 yards. After receiving the game's opening kickoff, Kessler directed a 62-yard FG drive, capped by K Cody Parkey's 31-yard conversion to provide Cleveland the initial 3-0 advantage. The drive was sparked by Kessler's 44-yard completion to RB Isaiah Crowell on a 26-yard score. Dallas extended the lead to 21-3 with two TDs—a 10-yard rushing score by Cowboys RB Ezekiel Elliott and a 6-yard touchdown reception by Cowboys WR Cole Beasley—with 1:50 to play in the first half. In the ensuing two-minute drill, Kessler completed five of six passes for 58 yards, including a 12-yard TD to Terrelle Pryor Sr. with 23 seconds remaining in half, to set the score at 21-10 at halftime. The Cowboys registered TDs during each of their first two possessions of the second half on an 8-yard run by Elliott and a 2-yard reception by Cowboys TE Gavin Escobar, respectively, to increase the lead to 35-10.

Team	1	2	3	4	Final
Dallas	7	14	14	0	35
Cincinnati	3	7	0	0	10

SCORING SUMMARY

Team	Q	Time	Play
Browns	1	12:40	C.Parkey 31 yd. Field Goal (6-62, 2:20)
Cowboys	1	6:47	J.Witten 26 yd. pass from D.Prescott (D.Bailey kick) (10-75, 5:53)
Cowboys	2	10:02	E.Elliott 10 yd. run (D.Bailey kick) (9-49, 4:48)
Cowboys	2	1:50	C.Beasley 6 yd. pass from D.Prescott (D.Bailey kick) (9-67, 4:39)
Browns	2	0:23	T.Pryor Sr. 12 yd. pass from C.Kessler (C.Parkey kick) (7-80, 1:27)
Cowboys	3	11:30	E.Elliott 8 yd. run (D.Bailey kick) (7-75, 3:30)
Cowboys	3	1:41	G.Escobar 2 yd. pass from D.Prescott (D.Bailey kick) (9-64, 5:30)

TEAM STATISTICS

	DAL	CLE
FIRST DOWNS:	29	13
TIME OF POSSESSION:	39:39	20:21
TOTAL NET YARDS: (Ru/Pa):	423 (168/255)	222 (45/177)
SACKS/Yards:	4/26	0/0
PUNTS/Average:	2-37.5	5-44.0
PENALTIES/Yards:	4-38	5-33
FUMBLES/LOST:	1/0	0/0

INDIVIDUAL STATISTICS

PASSING: DAL: D.Prescott 21-27-247 (3 TD), M.Sanchez 1-1-8; CLE: C.Kessler 19-27-203 (1 TD)
RUSHING: DAL: E.Elliott 18-92 (2 TD), A.Morris 17-56, D.Prescott 4-20, L.Whitehead 1-2, M.Sanchez 1-2; CLE: D.Johnson Jr. 5-30, C.Kessler 2-11, I.Crowell 6-4
RECEIVING: DAL: J.Witten 8-134 (2 TD), C.Beasley 6-56 (TD), T.Williams 2-19, G.Swain 2-11, D.Bryant 1-19, B.Butter 1-9, E.Elliott 1-5, G.Escobar 1-2 (TD); CLE: T.Pryor Sr. 5-47 (TD), I.Crowell 4-63, C.Coleman 3-41, G.Barnidge 3-23, D.Johnson Jr. 2-16, A.Hawkins 2-13
INTERCEPTIONS: DAL: None; CLE: None
SACKS: DAL: J.Durant 1-2, A.Hitchens 0-5-4, D.Wilson 0-5-4; CLE: None
PUNTING: DAL: C.Jones 2-75 (37.5); CLE: B.Collitt 5-220 (44.0)
PUNT RETURNS: DAL: L.Whitehead 3-18; CLE: D.Johnson Jr. 1-2, T.Williams Sr. 0-0
KICKOFF RETURNS: DAL: None; CLE: R.Louis 2-34, G.Akintson III 1-19
MISSED FIELD GOALS: DAL: None; CLE: C.Parkey 4/1U

DALLAS

WR	D.Bryant	DE	T.Crawford
LT	T.Smith	DT	T.McClain
LG	R.Leary	DT	M.Collins
C	T.Frederick	DE	J.Crawford
RG	Z.Martin	MLB	A.Hitchens
RT	D.Free	WLB	S.Lee
TE	J.Witten	CB	B.Carr
WR	T.Williams	SLB	D.Wilson
QB	D.Prescott	CB	O.Scandrick
RB	E.Elliott	SS	J.Wilcox
TE	G.Swain	FS	B.Wiles

CLEVELAND

WR	C.Coleman	DE	J.Meder
LT	J.Thomas	NT	D.Shelton
LG	A.Bailey	DE	E.Ogah
C	C.Erving	OLB	C.Johnson
RG	J.Greco	ILB	D.Davis
RT	A.Pasztor	ILB	C.Kirksey
TE	G.Barnidge	OLB	J.Collins
WR	T.Pryor Sr.	CB	J.Haden
QB	C.Kessler	CB	T.Williams Sr.
RB	I.Crowell	FS	T.Howard
TE	D.Vitale	SS	D.Kirndred

RAVENS 28
BROWNS 7



Nov. 10, 2016

M&T Bank Stadium, Baltimore, Md.

The Baltimore Ravens defeated the Cleveland Browns, 28-7, on Thursday Night at M&T Bank Stadium. Both teams were held scoreless in the first quarter as the Browns defense forced consecutive punts on the Ravens first two possessions. On Baltimore's third drive of the game, rookie DB Brian Boddy-Calhoun recorded his second INT of the season on a pass from Ravens QB Joe Flacco, bringing Baltimore's scoring chance to a halt as the first quarter came to a close. In the second quarter, the Ravens struck first as K Justin Tucker split the uprights on a 25-yard field goal attempt to gain a 3-0 advantage. Cleveland responded on the ensuing possession as rookie QB Cody Kessler capped a seven-play, 75-yard drive with a 25-yard TD pass to fellow rookie TE Seth DeValve. The TD reception was DeValve's first in the NFL and gave the Browns a 7-3 lead. As time expired in the half, Tucker converted one more field goal attempt—this time from 40-yards away—to leave Baltimore trailing just 7-6 at halftime. The Ravens also struck first in the third quarter when Flacco connected with TE Darren Waller on a 4-yard TD pass, finishing a nine-play, 64-yard Baltimore drive and regaining the lead, 13-7. Two possessions later, Flacco threw his second TD pass of the quarter when he found WR Steve Smith Sr. on an 11-yard TD strike. The Ravens converted on the ensuing two-point conversion attempt as Flacco connected on a pass to FB Kyle Juszczyk to give them a 21-7 edge with just over two minutes remaining in the third. The final points of the game came in the fourth quarter via a 27-yard TD pass from Flacco to WR Breshad Perriman, capping a 12-play, 90-yard drive and extending the Baltimore lead to 28-7. Browns DB Joe Haden recorded his third INT of the season while LBs Demario Davis and James Collins Sr. both registered sacks.

Team	1	2	3	4	Final
Cleveland	7	7	0	0	7
Baltimore	0	6	15	7	28

SCORING SUMMARY

Team	Q	Time	Play
Ravens	2	10:29	J.Tucker 25 yd. Field Goal (8-41, 3:53)
Browns	2	6:30	S.DeValve 25 yd. pass from C.Kessler (C.Parkey kick) (7-75, 3:59)
Ravens	2	0:00	J.Tucker 40 yd. Field Goal (12-57, 1:39)
Ravens	3	9:36	D.Waller 4 yd. pass from J.Flacco (J.Tucker kick) (9-64, 3:58)
Ravens	3	0:25	S.Smith 11 yd. pass from J.Flacco (J.Tucker-K.Juszczyk pass) (6-43, 2:57)
Ravens	4	6:21	B.Perriman 27 yd. pass from J.Flacco (J.Tucker kick) (12-90, 7:27)

TEAM STATISTICS

	CLE	BAL
FIRST DOWNS:	11	29
TIME OF POSSESSION:	21:24	38:36
TOTAL NET YARDS: (Ru/Pa):	144 (33/111)	396 (119/277)
SACKS/Yards:	2/19	4/39
PUNTS/Average:	7-42.9	4-46.0
PENALTIES/Yards:	3-35	6-61
FUMBLES/LOST:	2/1	0/0

INDIVIDUAL STATISTICS

PASSING: CLE: C.Kessler 11-18-91 (1 TD), J.McCown 6-13-59; BAL: J.Flacco 30-41-296 (3 TD)
RUSHING: CLE: I.Crowell 9-23, D.Johnson Jr. 2-6, C.Kessler 1-3, K.Hogan 1-1; BAL: T.West 21-65, K.Dixon 6-38, C.Moore 1-10, A.Jalen 2-3, K.Juszczyk 1-3, J.Flacco 1-3, R.Mallett 2-3
RECEIVING: CLE: T.Pryor Sr. 5-48, I.Crowell 3-30, D.Johnson Sr. 3-25, C.Coleman 3-17, S.DeValve 1-25 (1 TD), G.Barnidge 1-8, R.Telfer 1-1; BAL: D.Pitta 6-26, S.Smith 5-60 (1 TD), K.Dixon 5-42, M.Wallace 4-39, B.Perriman 3-64 (1 TD), K.Aiken 2-15, D.Waller 2-14 (1 TD), K.Juszczyk 2-4, T.West 1-2
INTERCEPTIONS: CLE: B.Boddy-Calhoun 1-0, J.Haden 1-0; BAL: E.Weddle 1-25, J.Powers 1-1
SACKS: CLE: J.Collins Sr. 1-9, D.Davis 1-10; BAL: Z.Smith 1-9, T.Jernigan 1-12, T.Suggs 1-8, L.Webb 1-10
PUNTING: CLE: B.Collitt 7-300 (39.0); BAL: S.Koch 4-184 (46.2)
PUNT RETURNS: CLE: D.Johnson Jr. 2-2 (-1.0); BAL: D.Hester 2-27 (13.5), L.Webb 1-0
KICKOFF RETURNS: CLE: None; BAL: D.Hester 2-42 (21.0)
MISSED FIELD GOALS: CLE: None; BAL: None

CLEVELAND

WR	C.Coleman	DE	J.Meder
LT	J.Thomas	NT	D.Shelton
LG	S.Drango	DE	E.Ogah
C	C.Erving	OLB	C.Johnson
RG	J.Greco	ILB	D.Davis
RT	A.Pasztor	ILB	C.Kirksey
TE	G.Barnidge	OLB	J.Collins Sr.
WR	T.Pryor Sr.	CB	J.Haden
WR	A.Hawkins	DB	B.Boddy-Calhoun
QB	C.Kessler	CB	T.Williams Sr.
RB	I.Crowell	S	E.Reynolds II

BALTIMORE

WR	S.Smith	DT	T.Jernigan
LT	R.Stanley	NT	B.Williams
LG	A.Lewis	OLB	Z.Smith
C	C.Erving	OLB	C.Johnson
RG	J.Greco	ILB	D.Davis
RT	R.Wagner	ILB	Z.Orr
TE	G.Powers	CB	J.Powers
WR	M.Wallace	DB	T.Young
WR	A.Hawkins	DB	K.Juszczyk
QB	R.West	SS	E.Weddle
RB	J.Flacco	RCB	J.Smith

START

PLAYERS

2016 SEASON

HISTORY

RECORDS

GAME DAY



2016 GAME SUMMARIES

STEELERS 24 BROWNS 9

Nov. 20, 2016

FirstEnergy Stadium, Cleveland, Ohio

The Cleveland Browns brought the game within one score midway through the fourth quarter, but the Pittsburgh Steelers held on to defeat the Cleveland Browns, 24-9, at FirstEnergy Stadium. On the Steelers' only possession of the first quarter, RB Le'Veon Bell led Pittsburgh down the field on a 16-play, 82-yard drive that consumed 9:18 seconds off the clock. Steelers K Chris Boswell eventually capped the drive with a 32-yard field goal to give Pittsburgh a 3-0 advantage with just over two minutes remaining in the first. In the second quarter, Boswell converted a 33-yard field goal attempt to finish a 16-play, 68-yard drive that chewed up another 9:28 seconds. On the final possession of the first half, Pittsburgh QB Ben Roethlisberger drove the Steelers down the field and gave them a chance to score as time expired. Following two defensive penalties in the end zone against the Browns, Pittsburgh eventually scored on its third try when Bell scampered in for a 1-yard TD rush. Roethlisberger connected with TE David Johnson on the ensuing two-point conversion attempt, giving the Steelers a 14-0 edge at the half. The Browns responded well in the third quarter, first forcing a three-and-out on Pittsburgh's opening drive and then scoring their first points of the day when QB Cody Kessler led an 11-play, 48-yard drive that culminated in a 24-yard field goal by K Cody Parkey. The Steelers then answered on the ensuing possession as Boswell split the uprights for his third field goal of the day — this time from 22 yards away — to give Pittsburgh a 17-3 lead with just a few seconds remaining in the third quarter. To begin a fourth quarter, QB Josh McCown, who replaced Kessler following a concussion, led Cleveland down the field on an 11-play, 75-yard drive. McCown found TE Gary Barnidge on a 14-yard TD pass to bring Cleveland within striking distance as a missed PAT from Parkey left the Browns trailing only 17-9. The final points of the day came via the Steelers defense when LB Ryan Shazier sacked McCown in the Browns' own end zone and knocked the ball free. Steelers DL Jovan Havrage jumped on the loose ball for a fumble recovery TD, giving Pittsburgh a 24-9 advantage.

Team	1	2	3	4	Final
Pittsburgh	3	11	3	7	24
Cleveland	0	0	3	6	9

SCORING SUMMARY

Team	Q	Time	Play
Steelers	1	2:28	C. Boswell 32 yd. Field Goal (16-82, 9:18)
Steelers	2	4:43	C. Boswell 33 yd. Field Goal (16-68, 9:28)
Steelers	2	0:00	L. Bell 1 yd. run (B. Roethlisberger-D. Johnson pass) (11-59, 1:51)
Steelers	3	8:05	C. Parkey 24 yd. Field Goal (11-48, 5:00)
Browns	3	0:03	C. Boswell 22 yd. Field Goal (15-71, 8:02)
Browns	4	9:45	G. Barnidge 14 yd. pass from J. McCown (kick failed, wr) (11-75, 5:18)
Steelers	4	3:36	J. Havrage fumble recovery in end zone (C. Boswell kick)

TEAM STATISTICS

	PIT	CLE
FIRST DOWNS:	24	17
TIME OF POSSESSION:	33:58	26:02
TOTAL NET YARDS: (Ru/Pa):	313 (146/167)	209 (33/176)
SACKS/Yards:	8/70	0/0
PUNTS/Average:	3-50.0	3-46.3
PENALTIES/Yards:	8-70	9-52
FUMBLES/LOST:	1/0	1/1

INDIVIDUAL STATISTICS

PASSING: PIT: B. Roethlisberger 23-36-167, CLE: J. McCown 14-27-118 (1 TD), C. Kessler 7-14-128
 RUSHING: PIT: L. Bell 28-146 (TD), CLE: J. McCown 2-11, I. Crowell 8-10, D. Johnson Jr. 2-10, C. Kessler 1-2
 RECEIVING: PIT: A. Brown 8-76, L. Bell 8-85, E. Rogers 4-20, C. Hamilton 2-11, J. James 1-5, CLE: T. Pryor Sr. 5-97, I. Crowell 5-13, C. Coleman 4-39, D. Johnson Jr. 3-46, G. Barnidge 2-23 (TD), A. Hawkins 1-20, S. DeValve 2-8
 INTERCEPTIONS: PIT: A. Burns 1-0, CLE: None
 SACKS: PIT: L. Timmons 1-11, R. Shazier 1-13, S. Tuitt 2-5, 16-5.16, A. Moats 1.5-13.5, J. Havrage 1-11, J. Harrison 1-5, CLE: None
 PUNTING: PIT: J. Berry 3-150 (50.0), CLE: B. Colquitt 3-139 (46.3)
 PUNT RETURNS: PIT: A. Brown 1-7, CLE: D. Johnson Jr. 3-32
 KICKOFF RETURNS: PIT: None, CLE: G. Alkinson III 2-33
 MISSED FIELD GOALS: PIT: None, CLE: None

PITTSBURGH

WR A. Brown LDE R. Mathews
 LT A. Villanueva NT J. Havrage
 LG R. Foster RDE S. Tuitt
 OC M. Pouncey LOLB A. Chickillo
 RG D. DeCastro LILB L. Shazier
 RT M. Gilbert RILB L. Timmons
 TE J. James ROLB J. Harrison
 RB L. Bell LCB A. Burns
 FB R. Nix FS M. Mitchell
 QB B. Roethlisberger SS R. Golden
 CB C. Hubbard RCB R. Cockrell

CLEVELAND

WR C. Coleman DE J. Medler
 LT J. Thomas NT D. Shelton
 LG S. Drango DE E. Ogilby
 C C. Erving OLB J. Collins Sr.
 RG J. Greco ILB D. Davis
 RT A. Pasztor ILB C. Kirksey
 TE G. Barnidge OLB C. Johnson
 CB J. Haden CB J. Taylor
 RB I. Crowell FS E. Reynolds II
 WR V. Cruz RCB R. Telfer SS D. Kindred

GIANTS 27 BROWNS 13

Nov. 27, 2016

FirstEnergy Stadium, Cleveland, Ohio

The Cleveland Browns brought the game to within one score with just over eight minutes remaining in the fourth quarter, but the New York Giants were able to hold on and defeat the Browns, 27-13, at FirstEnergy Stadium. The first quarter primarily showcased stingy defense as the Browns forced a New York three-and-out on the game's opening possession and on the Giants ensuing drive, a sack by LB Corey Lemonier forced another New York punt. The first quarter would end scoreless as the first points of the game did not come until midway through the second quarter when the Giants capitalized on a Cleveland turnover as QB Eli Manning connected with WR Dwayne Harris on a 13-yard TD pass to gain a 7-0 advantage. The Browns were able to respond following a New York turnover when Giants RB Bobby Rainey muffed the Cleveland punt and LB Dominique Alexander recovered the loose ball. Just 10 plays later, Browns K Cody Parkey split the uprights on a 20-yard field goal attempt, leaving the Browns trailing just 7-3. The Giants answered back right away as Manning found WR Victor Cruz on a 37-yard strike and then WR Odell Beckham Jr. for a 32-yard TD to give the New York a 14-3 edge with just over one minute remaining in the first half. Despite not having much time to do so, QB Josh McCown still managed to lead Cleveland down the field on an eight-play, 68-yard drive that culminated in a 25-yard Parkey field goal as time expired. Much like the first quarter, the third quarter featured more impressive defensive play as the Browns forced three-and-outs on two of the Giants three possessions in the frame but still trailed 14-6 headed into the fourth quarter. New York scored first in the fourth quarter when DL Johnathan Hankins strip-sacked McCown and Giants DE Jason Pierre-Paul returned the fumble 43-yards for a TD. New York K Robbie Gould missed the ensuing PAT, keeping the Giants led at 20-6. McCown bounced back on Cleveland's next possession and led an exciting five-play, 75-yard drive that finished with a 21-yard TD to WR Corey Coleman, trimming the deficit to just 20-13 midway through the fourth. The final points of the game came from Manning and Beckham Jr. on their second TD connection of the day, giving New York a 27-13 lead that would prove to be enough.

Team	1	2	3	4	Final
New York	0	14	0	13	27
Cleveland	0	6	0	7	13

SCORING SUMMARY

Team	Q	Time	Play
Giants	2	7:03	D. Harris 13 yd. pass from E. Manning (R. Gould kick) (2-31, 0:42)
Browns	2	1:43	C. Parkey 20 yd. Field Goal (10-28, 3:51)
Giants	2	1:13	O. Beckham 32 yd. pass from E. Manning (R. Gould kick) (4-69, 0:30)
Browns	2	0:00	C. Parkey 25 yd. Field Goal (8-68, 1:13)
Giants	4	10:58	J. Pierre-Paul 43 yd. fumble return (kick failed, wr)
Browns	4	8:17	C. Coleman 21 yd. pass from J. McCown (C. Parkey kick) (5-75, 2:41)
Giants	4	5:10	O. Beckham 4 yd. pass from E. Manning (R. Gould kick) (6-73, 3:07)

TEAM STATISTICS

	NYG	CLE
FIRST DOWNS:	23	21
TIME OF POSSESSION:	26:09	33:51
TOTAL NET YARDS: (Ru/Pa):	296 (104/192)	343 (58/322)
SACKS/Yards:	7/37	1/2
PUNTS/Average:	9-47.4	8-45.3
PENALTIES/Yards:	9-100	5-35
FUMBLES/LOST:	1/1	3/3

INDIVIDUAL STATISTICS

PASSING: NYG: E. Manning 15-27-194 (3 TD), CLE: J. McCown 25-43-322, D. Johnson Jr. 0-1-0
 RUSHING: NYG: R. Jennings 15-55, P. Perkins 9-29, S. Shepard 1-22, E. Manning 2-(-2), CLE: I. Crowell 16-44, D. Johnson Jr. 5-24
 RECEIVING: NYG: O. Beckham 6-96 (2 TD), P. Perkins 2-14, W. Tye 2-12, R. Jennings 2-4 V-Cruz 1-37, D. Lewis 1-18, D. Harris 1-13, CLE: T. Pryor Sr. 6-131, I. Crowell 6-47, S. DeValve 3-39, C. Coleman 3-28 (TD), D. Johnson Jr. 3-26, R. Higgins 2-34, G. Barnidge 1-11, D. Vitale 1-4(-1)
 INTERCEPTIONS: NYG: None, CLE: None
 SACKS: NYG: J. Pierre-Paul 3-14, J. Jenkins 1-9, O. Vernon 1-5, J. Hankins 1.5-9, CLE: C. Lemonier 1-2
 PUNTING: NYG: B. Wing 9-427 (47.4), CLE: B. Colquitt 8-362 (45.3)
 PUNT RETURNS: NYG: O. Beckham 3-35, B. Rainey 3-7, CLE: D. Johnson Jr. 3-5
 KICKOFF RETURNS: NYG: B. Rainey 2-51, CLE: R. Louis 2-42
 MISSED FIELD GOALS: NYG: None, CLE: None

NEW YORK

WR O. Beckham LDE J. Pierre-Paul
 LT E. Flowers LDT J. Havrage
 LG A. Gettis RDT J. Hankins
 C W. Richburg RDE O. Vernon
 RG J. Jerry SLB D. Kamard
 RT B. Hart MLB K. Sheppard
 TE W. Tye WLB J. Casillas
 QB E. Manning LCB E. Apple
 WR S. Shepard SS L. Collins
 RB R. Jennings FS A. Adams
 WR V. Cruz RCB J. Jenkins

CLEVELAND

WR C. Coleman DE J. Medler
 LT J. Thomas NT D. Shelton
 LG S. Drango DE E. Ogilby
 C C. Erving OLB J. Collins Sr.
 RG J. Greco ILB D. Davis
 RT A. Pasztor ILB C. Kirksey
 TE G. Barnidge OLB C. Johnson
 CB J. Haden CB J. Taylor
 RB I. Crowell FB B. Boddy-Cathoun
 WR D. Vitale S E. Reynolds II

STAFF

PLAYERS

2016 SEASON

HISTORY

RECORDS

GAME DAY



2016 GAME SUMMARIES



BENGALS 23 BROWNS 10



Dec. 11, 2016

FirstEnergy Stadium, Cleveland, Ohio

The Bengals topped the Browns 23-10 at FirstEnergy Stadium. The Bengals began the day with consecutive scoring drives. First, QB Andy Dalton mounded a six-play, 73-yard possession that culminated in a 14-yard TD pass to Bengals TE Tyler Eifert. Dalton then led a nine-play, 45-yard drive capped off by a 1-yard TD rush from Browns RB Jeremy Hill. Bengals K Mike Nugent missed the PAT attempt leaving Cincinnati with an early 13-0 advantage. A little over midway through the second quarter, Dalton connected with Eifert on another TD pass — this time strike — to help garner Cincinnati's 20-0 lead at the half. The Browns struck first in the third quarter when RB Isaiah Crowell jumped started the Cleveland offense via a 42-yard rush off the right guard. Eight plays later, QB Robert Griffin III, who returned to the field for the first time after missing the previous 11 games with a shoulder injury, finished the 10-play, 80-yard drive by punching in a 1-yard TD rush that left the Browns trailing 20-7. To begin the fourth quarter, K Cody Parkey converted his only field goal attempt of the day from 30-yards out, leaving Cleveland's deficit at 20-10. The Browns were unable to keep chipping away as the final points of the day came from the foot of Nugent when he split the uprights on a 44-yard field goal.

Team	1	2	3	4	Final
Cincinnati	13	7	0	3	23
Cleveland	0	0	7	3	10

SCORING SUMMARY

Team	Q	Time	Play
Bengals	1	12:21	T.Eifert 14 yd. pass from A.Dalton (M.Nugent kick) (6-73, 2:39)
Bengals	1	6:27	J.Hill 1 yd. run (kick short) (9-45, 4:49)
Bengals	2	5:06	T.Eifert 5 yd. pass from A.Dalton (M.Nugent kick) (5-26, 2:37)
Browns	3	8:11	R.Griffin 1 yd. run (C.Parkey kick) (10-80, 4:40)
Browns	4	14:14	C.Parkey 30 yd. Field Goal (10-69, 4:06)
Bengals	4	8:38	M.Nugent 44 yd. Field Goal (11-57, 5:36)

TEAM STATISTICS

	CIN	CLE
FIRST DOWNS:	21	13
TIME OF POSSESSION:	34:53	25:07
TOTAL NET YARDS: (Ru/Pa):	360 (213/147)	254 (169/85)
SACKS/Yards:	3/19	4/33
PUNTS/Average:	5-49.6	6-46.0
PENALTIES/Yards:	6-43	5-34
FUMBLES/LOST:	1/0	0/0

INDIVIDUAL STATISTICS

PASSING: CIN: A.Dalton 20-28-180 (2 TD), CLE: R.Griffin 12-28-104 (1 INT).
RUSHING: CIN: J.Hill 25-111 (1 TD), R.Burkhead 9-45, T.Boyd 2-40, A.Dalton 2-17, CLE: I.Crowell 10-113, R.Griffin 7-31 (1 TD), D.Johnson Jr. 4-24, C.Coleman 1-1.
RECEIVING: CIN: T.Boyd 6-49, T.Eifert 5-48 (2 TD), J.Hill 3-31, B.LaFell 3-22, A.Erickson 1-16, C.Core 1-8, CLE: G.Barnidge 3-27, C.Coleman 3-26, D.Johnson Jr. 1-21, S.DeValve 1-11, R.Telfer 1-7, I.Crowell 1-5, A.Hawkins 1-4, T.Pryor Sr. 1-3.
INTERCEPTIONS: CIN: G.Iloka 1-21; CLE: None.
SACKS: CIN: G.Atkins 2-19, K.Dansby 1-0; CLE: E.Ogbah 1.5-12.5, J.Collins 1-8, C.Johnson 1-10, S.Paea 0-5.2.
PUNTING: CIN: K.Huber 5-248 (49.6), CLE: B.Colquitt 6-276 (46.0)
PUNT RETURNS: CIN: A.Erickson 3-47; CLE: None.
KICKOFF RETURNS: CIN: A.Erickson 3-53; CLE: R.Louis 4-61
MISSED FIELD GOALS: CIN: M.Nugent 36WR; CLE: None

CINCINNATI			CLEVELAND		
WR C.Core	LDE C.Dunlap	WR C.Coleman	DE J.Meder	WR S.Watkins	DT K.Williams
LT A.Whitworth	NT D.Peko	LT J.Thomas	NT D.Shelton	WR T.Pryor Sr	NT M.Dareus
LG C.Boiling	DT G.Atkins	LG S.Drango	DE E.Ogbah	LT C.Koundjio	DE A.Washington
C R.Bodine	RDE M.Johnson	C E.Cerving	ILB J.Collins Sr.	LG R.Incognito	OLB J.Hughes
RG K.Zeitler	SLB K.Dansby	RG J.Cooper	ILB D.Davis	C R.Groy	WILL Z.Brown
RT E.Winston	MLB R.Mauluga	RT A.Pasztor	ILB C.Kirksey	RG J.Cooper	ILB C.Johnson
TE T.Kroft	VLB V.Burfict	TE G.Barnidge	OLB C.Johnson	RT A.Pasztor	OLB C.Kirksey
H-B R.Hewitt	LCB D.Kirkpatrick	TE S.DeValve	CB J.Haden	TE G.Barnidge	CB J.Taylor
WR B.LaFell	SS S.Williams	QB R.Griffin	CB J.Taylor	TE R.Telfer	FS E.Reynolds
QB A.Dalton	FS G.Iloka	RB I.Crowell	FS E.Reynolds	QB R.Griffin	SS I.Campbell
HB J.Hill	RCB A.Jones	TE R.Telfer	SS I.Campbell	WR S.Watkins	DT K.Williams



BILLS 33 BROWNS 13



Dec. 18, 2016

New Era Field, Orchard Park, N.Y.

Browns QB Robert Griffin III led the Browns on an eight-play, 80-yard TD drive in the third quarter that brought the team within one score, 17-10, but the Bills scored on three consecutive possessions in the second half to claim a 33-13 victory at Buffalo. The Browns and Bills exchanged field goals to open the game's scoring, including a 35-yard conversion by K Cody Parkey. Buffalo recorded two touchdowns — a 5-yard rush by Bills RB Mike Gillislee and a 19-yard reception by TE Charles Clay from QB Tyrod Taylor — in the first half to hold a 17-10 lead at halftime. Cleveland forced Buffalo to punt on the second half's opening possession and responded with a touchdown drive, capped by an 18-yard run by Griffin. It marked the second TD run in as many games for Griffin, who became the first Browns quarterback to rush for a touchdown in back-to-back games since Charlie Frye in 2006. Parkey added a 40-yard FG in the third quarter, but the Bills registered two touchdowns and one FG three of their final four series to earn the win. DL/ LB Emmanuel Ogbah posted one sack in the game to total a team-best 5.5 sacks on the season, while LB Demario Davis led the Browns with 10 tackles.

Team	1	2	3	4	Final
Cleveland	3	0	7	0	13
Buffalo	10	7	7	9	33

SCORING SUMMARY

Team	Q	Time	Play
Bills	1	10:14	D.Carpenter 21 yd. Field Goal (7-44, 3:06)
Browns	1	3:50	C.Parkey 35 yd. Field Goal (2-63, 6:24)
Bills	1	0:00	M.Gillislee 3 yd. run (D.Carpenter kick) (8-74, 3:50)
Bills	2	0:34	C.Clay 19 yd. pass from T.Taylor (D.Carpenter kick) (13-91, 7:29)
Browns	3	8:58	R.Griffin 18 yd. run (C.Parkey kick) (8-80, 3:54)
Bills	3	5:50	L.McCoy 3 yd. run (D.Carpenter kick) (6-75, 3:08)
Browns	3	1:32	C.Parkey 40 yd. Field Goal (8-45, 4:18)
Bills	4	12:38	L.McCoy 8 yd. run (kick failed, wr) (8-75, 3:54)
Bills	4	7:21	D.Carpenter 34 yd. Field Goal (7-34, 4:00)

TEAM STATISTICS

	CLE	BUF
FIRST DOWNS:	16	29
TIME OF POSSESSION:	25:41	34:19
TOTAL NET YARDS: (Ru/Pa):	269 (107/162)	451 (280/171)
SACKS/Yards:	1/3	5/34
PUNTS/Average:	5-44.4	2-45.0
PENALTIES/Yards:	4-51	5-42
FUMBLES/LOST:	2/0	0/0

INDIVIDUAL STATISTICS

PASSING: CLE: R.Griffin 17-28-196; BUF: T.Taylor 17-24-171 (1 TD), E.Manuel 0-1-0.
RUSHING: CLE: R.Griffin 8-48 (1 TD), D.Johnson Jr. 5-21, I.Crowell 8-28; BUF: L.McCoy 19-153 (2 TD), T.Taylor 7-49, M.Gillislee 9-37 (1 TD), B. Tate 1-30, J.Williams 3-10, E.Manuel 1-1.
RECEIVING: CLE: D.Johnson Jr. 5-62, T.Pryor Sr. 4-19, C.Coleman 3-24, G.Barnidge 2-35, A.Hawkins 1-33, D.Valve 1-17, S.DeValve 1-6; BUF: C.Clay 7-72, M.Goodwin 3-43, L.McCoy 3-16, J.Hunter 1-16, J.Felton 1-12, S.Watkins 1-10, R.Woods 1-5.
INTERCEPTIONS: CLE: None; BUF: None.
SACKS: CLE: E.Ogbah 1-3; BUF: L.Alexander 1.5-10, Z.Brown 1-4, K.Williams 1.5-12, J.Hughes 1-8.
PUNTING: CLE: B.Colquitt 5-222 (44.4); BUF: C.Schmidt 2-90 (45.0)
PUNT RETURNS: CLE: M.Alford 2-23; BUF: B.Tate 4-46.
KICKOFF RETURNS: CLE: M.Alford 4-74, S.DeValve 1-13; BUF: B.Tate 3-62.
MISSED FIELD GOALS: CLE: None; BUF: None

CLEVELAND BUFFALO

WR C.Coleman	DE J.Meder	WR S.Watkins	DT K.Williams
WR T.Pryor Sr	NT D.Shelton	TE N.O'Leary	NT M.Dareus
LT J.Thomas	DE E.Ogbah	LT C.Koundjio	DE A.Washington
LG S.Drango	OLB J.Collins Sr.	LG R.Incognito	OLB J.Hughes
C E.Cerving	ILB D.Davis	C R.Groy	WILL Z.Brown
RG J.Cooper	ILB C.Johnson	RG J.Miller	MIKE P.Brown
RT A.Pasztor	OLB C.Kirksey	RT J.Mills	OLB L.Alexander
TE G.Barnidge	CB J.Taylor	TE C.Clay	CB R.Darby
TE R.Telfer	FS E.Reynolds	QB T.Taylor	S C.White
QB R.Griffin	SS I.Campbell	RB L.McCoy	S C.Graham
RB I.Crowell	CB J.Haden	FB J.Felton	CB S.Gilmore

STAFF

PLAYERS

2016 SEASON

HISTORY

RECORDS

GAME DAY



2016 GAME SUMMARIES

STAFF

PLAYERS

2016 SEASON

HISTORY

RECORDS

GAME DAY



BROWNS 20 CHARGERS 17



Dec. 24, 2016
FirstEnergy Stadium, Cleveland, Ohio

The Browns earned their first win of the 2016 season with a 20-17 victory against San Diego. San Diego and QB Philip Rivers marched down the field and scored on the first possession of the game with an eight-play, 75-yard drive, capped by a 1-yard TD pass to TE Antonio Gates. The Browns answered with a 10-play, 72-yard TD drive, finished by an 8-yard RB Isaiah Crowell TD rush that led the game at 7:7 just under 10 minutes into the first quarter. The Chargers scored once more in the first quarter as K Josh Lambo culminated the ensuing possession with a 43-yard field goal to gain a 10-7 advantage, but Cleveland answered yet again as the Browns opened the scoring in the second quarter behind another 10-play drive as Crowell found the end zone on a 4-yard rush for his second TD to give Cleveland a 14-10 advantage. DB Lamar Taylor brought the next San Diego drive to a halt when he picked off a Rivers pass, and the Browns capitalized as K Cody Parkey capped the ensuing drive with a 49-yard field goal to take a 17-10 lead that Cleveland would carry into halftime. To begin the third quarter, Parkey finished an eight-play, 57-yard drive with a 27-yard field goal attempt, extending the Browns' lead to 20-10. The Chargers responded as Rivers led them on an 11-play, 75-yard drive capped by a 1-yard TD pass to WR Tyrell Williams. San Diego had the first opportunity to score in the fourth quarter with just over five minutes remaining in the game, but DL Jamie Meder blocked a 32-yard Lambo field goal attempt with 3:45 remaining. The Chargers had one last chance to score on their first possession, but Lambo would miss a 45-yard field goal attempt wide right as time expired.

Team	1	2	3	4	Final
San Diego	10	0	7	0	17
Cleveland	7	10	3	0	20

SCORING SUMMARY

Team	Q	Time	Play
Chargers	1	10:49	A.Gates 1 yd. pass from P.Rivers (J.Lambo kick) (8-75, 4:11)
Browns	1	5:12	I.Crowell 8 yd. run (C.Parkey kick) (10-72, 5:37)
Chargers	1	4:49	J.Lambo 43 yd. Field Goal (7-50, 3:23)
Browns	2	12:39	I.Crowell 4 yd. run (C.Parkey kick) (10-75, 4:10)
Browns	2	4:46	C.Parkey 49 yd. Field Goal (10-39, 4:49)
Browns	3	10:58	C.Parkey 27 yd. Field Goal (8-57, 4:02)
Chargers	3	6:04	Ty.Williams 1 yd. pass from P.Rivers (J.Lambo kick) (11-75, 4:54)

TEAM STATISTICS

	SD	CLE
FIRST DOWNS:	19	23
TIME OF POSSESSION:	27:31	32:29
TOTAL NET YARDS: (Ru/Pa):	356 (34/322)	251 (124/127)
SACKS/Yards:	9/48	0/0
PUNTS/Average:	5-50.2	6-43.0
PENALTIES/Yards:	9-92	4-44
FUMBLES/LOST:	1/0	0/0

INDIVIDUAL STATISTICS

PASSING: SD: P.Rivers 23-46-322 (2 TD); CLE: R.Griffin 17-25-164, C.Kessler 2-3-11.
RUSHING: SD: F.Farrow 9-21, R.Hillman 9-6, P.Rivers 1-0; CLE: I.Crowell 16-54 (2 TD), R.Griffin 6-42, D.Johnson Jr. 7-28.
RECEIVING: SD: A.Gates 8-94 (1 TD), Ty.Williams 4-64 (1 TD), K.Farrow 4-29, T.Benjamin 3-75, D.Inman 3-44, D.Walt 1-16; CLE: G.Barridge 5-42, L.Crowell 4-21, T.Pryor Sr. 3-36, D.Johnson Jr. 2-21, C.Coleman 2-15, A.Hawkins 1-21, S.DeValve 1-21, D.Vitale 1-15.
INTERCEPTIONS: SD: None; CLE: J.Taylor 1-17.
SACKS: SD: I.Brown 0.5-2, D.Perryman 1-5, J.Bosa 2-15, M.Ingram 1-10, K.Emanuel 0.5-2, D.Square 2-13, K.Toomer 1-1, D.Philon 1-0; CLE: None.
PUNTING: SD: D.Kaser 5-251 (50.2); CLE: B.Colquitt 6-258 (43.0)
PUNT RETURNS: SD: I.Burse 4-20; CLE: M.Alford 3-19.
KICKOFF RETURNS: None; CLE: M.Alford 2-56.
MISSSED FIELD GOALS: SD: J.Lambo 32, 45WR; CLE: None

CLEVELAND

WR C.Coleman	DE E.Ogbah
LT J.Thomas	DT J.Meder
LG S.Drango	DT D.Shelton
C C.Erving	DE C.Nassib
RG J.Cooper	OLB J.Collins
RT A.Pasztor	ILB C.Kirksey
TE G.Barridge	B.Boddy-Calhoun
WR T.Pryor Sr.	CB J.Haden
QB R.Griffin	CB J.Taylor
RB L.Crowell	FS E.Renynolds
TE R.Telfer	SS T.Williams Sr.

SAN DIEGO

WR D.Inman	DE J.Bosa
LT C.Hairton	NT D.Square
LG O.Franklin	DT C.Luguet
C M.Slauson	OLB M.Ingram
RG D.Fluker	ILB J.Brown
RT J.Barksdale	ILB D.Perryman
TE A.Gates	OLB K.Emanuel
WR T.Benjamin	LCB T.Williams
QB P.Rivers	RCB C.Hayward
K.Farrow	SS J.Addae
T.Williams Sr.	RB K.Williams



STEELERS 27 BROWNS 24 (OT)



Jan. 1, 2017
Heinz Field, Pittsburgh, Pa.

The Steelers defeated the Browns in overtime, 27-24, in the 2016 regular season finale. The Browns opened the game's scoring as QB Robert Griffin III led the Browns on an eight-play, 55-yard drive, capped by a 12-yard TD catch by rookie TE Seth DeValve. On the first possession of the second quarter, Griffin directed an 11-play, 67-yard drive that ended with a four-yard TD pass to TE Gary Barnidge to extend Cleveland's lead to 14-0. The Browns threatened again on their following possession, but Steelers LB Ryan Shazier intercepted a Griffin pass on Pittsburgh's 1-yard line. Later in the first half, the Steelers recovered a fumble on their own 67-yard line and capitalized on the turnover as Steelers RB Landry Jones connected with RB DeAngelo Williams for an 11-yard TD to set the score a 14-7 at halftime. After being awarded a touchback following DB Brian Boddy-Calhoun's interception return that was fumbled into the end zone, Pittsburgh produced another seven points off of turnovers following a 10-play, 80-yard drive that culminated in a 1-yard rushing TD by Williams with 13:21 left to play in regulation. The Steelers gained their first lead of the game, 21-14, following an 11-yard TD pass from Jones to Steelers WR Demarcus Ayers. Cleveland responded as RB Isaiah Crowell burst free on a 67-yard rush up the middle and RB George Atkinson III punched in a 5-yard TD rush – the first of his NFL career – on the next play to even the score at 21-21 with 3:23 left in the fourth quarter. On the first possession in overtime, Griffin led Cleveland on a 17-play, 63-yard drive that resulted in 34-yard field goal by Parkey, putting the Browns ahead 24-21. Jones found Pittsburgh WR Cobi Hamilton on a 26-yard TD strike on the ensuing possession to claim the victory. Led by Crowell's career-high 152 rushing yards, his fourth 100-yard rushing game of the year, Cleveland rushed for 231 yards, the team's fourth-most since 1999.

Team	1	2	3	4	OT	Final
Cleveland	7	7	0	7	3	24
Pittsburgh	0	7	0	14	6	27

SCORING SUMMARY

Team	Q	Time	Play
Browns	1	7:48	S.DeValve 12 yd. pass from R.Griffin (C.Parkey kick) (8-55, 4:18)
Browns	2	9:21	G.Barridge 4 yd. pass from R.Griffin (C.Parkey kick) (11-67, 5:42)
Steelers	2	0:31	D.Williams 11 yd. run from L.Jones (C.Boswell kick) (7-37, 1:30)
Steelers	4	13:21	D.Williams 1 yd. run (C.Boswell kick) (10-80, 5:01)
Steelers	4	5:14	D.Ayers 11 yd. pass from L.Jones (C.Boswell kick) (5-61, 2:00)
Browns	4	3:28	G.Atkinson III 5 yd. run (C.Parkey kick) (3-68, 1:46)
Browns	5	7:17	C.Parkey 34 yd. Field Goal (17-65, 7:43)
Steelers	5	2:57	C.Hamilton 26 yd. pass from L.Jones (9-75, 4:20) (9-75, 4:20)

TEAM STATISTICS

	CLE	PIT
FIRST DOWNS:	27	21
TIME OF POSSESSION:	38:54	33:09
TOTAL NET YARDS: (Ru/Pa):	437 (231/206)	312 (69/243)
SACKS/Yards:	4/34	4/26
PUNTS/Average:	4-47.5	8-46.0
PENALTIES/Yards:	5-37	9-43
FUMBLES/LOST:	4/3	1/0

INDIVIDUAL STATISTICS

PASSING: CLE: R.Griffin 29-40-232 (2 TD, 1 INT); PIT: L.Jones 24-37-277 (3 TD, 1 INT).
RUSHING: CLE: I.Crowell 19-152, G.Atkinson III 7-34 (1 TD), R.Griffin 5-32, C.Coleman 1-9, D.Johnson Jr. 1-4; PIT: D.Williams 23-67 (1 TD), F.Foussaint 3-14, D.Ayers 2-12.
RECEIVING: CLE: T.Pryor 7-94, C.Coleman 5-40, G.Barridge 5-40 (1 TD), A.Hawkins 5-9, I.Crowell 3-16, R.Louis 2-22, S.DeValve 1-12 (1 TD); PIT: E.Rogers 6-61, D.Ayers 5-44 (1 TD), C.Hamilton 3-54 (1 TD), D.Williams 3-27 (1 TD), F.Foussaint 2-24, J.Jones 2-16, R.Nix 2-5, D.Heyward-Bey 1-46.
INTERCEPTIONS: CLE: B.Boddy-Calhoun 1-67; PIT: R.Shazier 1-9.
SACKS: CLE: C.Kirksey 1-8, D.Davis 1-0, E.Reynolds 1-10, C.Nassib 1-6; PIT: S.Davis 1-7, B.Dupree 1-7, D.McCullers 1-8, J.Louis 1-1.
PUNTING: CLE: B.Colquitt 4-190 (47.5); PIT: J.Berry 8-368 (46.0)
PUNT RETURNS: CLE: M.Alford 3-26; PIT: J.Rogers 3-15.
KICKOFF RETURNS: CLE: M.Alford 2-60; PIT: C.Hamilton 3-44.
MISSSED FIELD GOALS: CLE: C.Parkey 49 WL; PIT: None.

CLEVELAND

WR C.Coleman	DE J.Meder
LT J.Thomas	NT D.Shelton
LG S.Drango	DE E.Ogbah
C A.Fabiano	OLB J.Collins
RG A.Pasztor	ILB D.Davis
RT C.Erving	ILB C.Kirksey
TE G.Barridge	OLB J.Schobert
WR T.Pryor Sr.	CB J.Haden
QB R.Griffin	CB J.Taylor
RB I.Crowell	FS E.Renynolds
FB D.Vitale	SS T.Williams Sr.

PITTSBURGH

WR C.Hamilton	RE R.Mathews
LT A.Villanueva	NT J.Hargrave
LG R.Foster	DE L.Walton
C B.Finney	LOLB B.Dupree
RG D.DeCastro	ILB R.Shazier
RT M.Gilbert	OLB L.Timmons
D.Johnson	RILB L.Jones
D.Williams	LCB A.Burns
J.Taylor	FS M.Mitchell
FS E.Renynolds	SS S.Davis
WR D.Ayers	RCB R.Cockrell



TEAM HISTORY

The Cleveland Browns have one of the richest traditions in professional football, boasting eight league titles, including four NFL championships. In addition, 16 former Browns have been inducted into the Pro Football Hall of Fame in Canton, the sixth-most of any NFL franchise.

The Browns were founded in 1945 as a charter member of the All-America Football Conference (AAFC), under businessman Arthur B. "Mickey" McBride, who would name Paul Brown the team's general manager and head coach. The franchise conducted a team naming contest, and the No. 1 choice was "Browns," highlighting Paul Brown's popularity in the area. In addition to Brown, that first team consisted of future Hall of Famers in center Frank Gatski, quarterback Otto Graham, offensive tackle/kicker Lou Groza, receiver Dante Lavelli, fullback Marion Motley and lineman Bill Willis.

In their first season in the AAFC (1946), the Browns posted a 12-2 record and went on to defeat the New York Yankees in the league's inaugural championship game, 14-9. They were equally successful off the field, averaging more than 57,000 fans to their home games at Municipal Stadium. The Browns would go on to claim the AAFC title in all four years of the league's existence, including a 15-0 record in 1948.

In 1950, the Browns were one of only three AAFC teams to merge with the National Football League, along with the San Francisco 49ers and Baltimore Colts. Despite joining a more established league, Cleveland continued its success as they marched through the 1950 regular season with a 10-2 record before defeating the New York Giants in the playoffs and the Los Angeles Rams in the championship game. In fact, the Browns appeared in the NFL Championship game in each of their first seven years in the league (1950-56), coming away with three titles during that time (1950, 1954-55).

Quarterback Otto Graham guided the Browns to the championship game in all 10 of his professional seasons, helping the team capture seven titles (four AAFC and three NFL). Graham led the AAFC in passing all four years and led the NFL in passing twice (1953 and 1955), while totaling 23,584 passing yards combined in both leagues.

In 1957, the Browns selected Syracuse running back Jim Brown with the sixth overall pick of the NFL Draft. Brown would go on to lead the league in

rushing that year with 942 yards in just 12 games as he was named NFL Rookie of the Year. He helped the Browns back to the NFL title game that season, although they dropped a 59-14 decision to the Detroit Lions. The following year, Brown again led the league in rushing, with 1,527 yards and 27 touchdowns. It marked one of seven times over the next eight years in which he rushed for more than 1,100 yards.

After going consecutive seasons without making the playoffs for the first time in franchise history (1961-62), Blanton Collier took over for Paul Brown as head coach in 1963, and guided the team to a regular season record of 10-4 as they returned to the postseason, led by Jim Brown's career-high 1,863 rushing yards. The following year saw the Browns put together a record of 10-3-1, capped by a 27-0 victory over Baltimore in the NFL Championship game. The 1964 season marked the first of three NFL title game appearances for the Browns over the next five years.

Following the 1965 season, Brown unexpectedly announced his retirement to pursue an acting career. In his final year, Brown rushed for 1,544 yards, the third straight year and eighth time in his nine NFL seasons that he topped the league's rushing chart.

Following Brown's retirement, Cleveland could not be derailed as they qualified for the postseason in three of the next four years, including two NFL Championship game appearances (1968-69). Future Hall of Fame running back Leroy Kelly, an eighth-round draft choice of the team in 1964, rushed for more than 1,000 yards in three of those seasons (1966-68).

On Sept. 21, 1970, the Browns became part of history as they had the distinction of hosting the New York Jets in the first-ever Monday Night Football game, emerging with a 31-21 victory.

Collier wrapped up his coaching career following the 1970 season. He registered a 76-34-2 (.688) regular season record and guided the Browns to four NFL Championship games.

The decade of the 1970s started with the Browns making two trips to the playoffs in the first three years. Then came a stretch in which the Browns missed the postseason seven straight seasons (1973-79). In the final year of that span, however, the Browns, under the guidance of second-year Head Coach Sam Rutigliano put together a record of 9-7 and affectionately earned the nickname of the "Kardiac Kids." Of the team's nine victories that year, seven came by seven points

STAFF

PLAYERS

2017 SEASON

HISTORY

RECORDS

GAME DAY



or less. Two of those wins occurred in overtime while three others were decided within the final two minutes of regulation.

This excitement continued into the following season of 1980. After starting the year 2-3, the Browns reeled off five straight wins and victories in eight of their next nine. Of those eight triumphs, six came by six points or less. On the final week of the season, Don Cockroft's 22-yard field goal with less than two minutes to play lifted the Browns to a 27-24 victory over the Bengals at Cincinnati's Riverfront Stadium, as Cleveland captured its first AFC Central crown since 1971 and its first playoff berth since 1972.

In 1985, the franchise underwent a makeover as Marty Schottenheimer was named the team's sixth full-time head coach and the club selected University of Miami quarterback Bernie Kosar – a Youngstown native who grew up in Boardman, Ohio – in the NFL Supplemental Draft. By midseason of his rookie year, Kosar had cracked the starting lineup, leading the Browns to wins in four of his first six starts. Cleveland went on to post an 8-8 record that year, which was good for first place in the AFC Central division. That season, running backs Earnest Byner and Kevin Mack both topped the 1,000-yard rushing mark, a feat that would not be accomplished again by a pair of running backs on the same team in the same season until 2008.

The Browns seemed poised for their first playoff win since 1969 as they held a 21-3 third-quarter lead over the Dolphins at the Orange Bowl before Miami reeled off 21 unanswered points to come away with a 24-21 victory. With Kosar at the helm, the Browns would win three AFC Central division titles over the next four years (1986-87, 1989) and qualify for the playoffs on each occasion. Three of those four appearances resulted in a spot in the AFC Championship game, only to be stopped short of their ultimate destination by the Denver Broncos each time.

In Aug. of 1991, the Browns moved into a new administrative complex in Berea and began holding training camp there in July of the following year.

On Nov. 6, 1995, it was announced that the Browns had signed a deal to relocate to Baltimore for the following season. In Feb. 1996, the NFL announced that the Browns would be "deactivated" for three years and that a new stadium would be built for a new Browns team – either as an expansion team or one that would move from another city – that would begin play in 1999. Cleveland NFL Football

(Cleveland Browns Trust) was formed by the NFL with Bill Futterer as President and NFL Commissioner Paul Tagliabue as Trustee. The Trust represented the NFL in the stadium design and construction, managed the sale of suites and club seats, and sold Permanent Seat Licenses and season tickets. In March 1998, at the owners meeting in Orlando, Tagliabue announced that the Browns would be an expansion team rather than a relocated team. On Sept. 8, 1998, the NFL awarded the new Cleveland Browns franchise to a group led by Alfred Lerner, while the NFL formally transferred ownership on Oct. 23, 1998.

The new Cleveland Browns franchise played their first game on Aug. 9, 1999 when they edged the Dallas Cowboys, 20-17 in overtime, in the annual Hall of Fame Game at Fawcett Stadium in Canton to open the preseason. They played their first regular season game on Sept. 12 against their long-time rival Pittsburgh Steelers at FirstEnergy Stadium. Their initial regular season victory occurred in dramatic fashion as a 56-yard Hail Mary from quarterback Tim Couch to wide receiver Kevin Johnson as time expired lifted the Browns to a 21-16 decision over the Saints at the Superdome, in what would be the first of two wins in that first season back for Cleveland.

On Oct. 23, 2002 owner Alfred Lerner passed away and his son, Randy, took over control of the team. Later that year, the Browns won their final two regular season games to finish with a record of 9-7, earning them their first playoff berth since returning to the league just four years earlier.

The team unveiled a Ring of Honor at FirstEnergy Stadium at halftime of the home opener against the Kansas City Chiefs on Sept. 19, 2010. The inaugural class consisted of the franchise's 16 Hall of Famers, as the name of each man was permanently displayed on the stadium's upper deck facade. In 2012, the years of the team's eight league championships were added to the southeast end of facade.

On Aug. 2, 2012, Jimmy Haslam agreed to purchase controlling interest of the Cleveland Browns from Randy Lerner. The NFL approved Haslam as the owner on Oct. 16.

The Browns and FirstEnergy Corp. announced that the team's venue will be called FirstEnergy Stadium, Home of the Cleveland Browns on Jan. 15, 2013.

Sashi Brown was promoted to Executive Vice President of Football Operations on Jan. 3, 2016. Hue Jackson was named the 16th full-time head coach in Browns history on Jan. 13, 2016.



RETIRED UNIFORM NUMBERS



#14 OTTO GRAHAM

From 1946-1955, Otto Graham guided the Browns to 10 league crowns and NFL Championships in 1950, 1954 and 1955. He led the NFL in passing for two seasons and recorded 23,584 career passing yards. In 1953, Graham finished the season with a 64.73 completion percentage, the highest in club history. He was an All-League selection from 1951-55. Graham was inducted in the Pro Football Hall of Fame in 1965.



#32 JIM BROWN

Brown was the NFL's leading rusher in eight seasons and holds the Browns franchise record for career rushing yards, attempts and touchdowns. An All-America selection from Syracuse in 1956, Brown was named NFL Rookie of the Year in 1957. He participated in nine consecutive Pro Bowls from 1958-66 and was voted NFL most valuable player in 1957, 1958 and 1965. Brown was inducted into the Pro Football Hall of Fame in 1971.



#45 ERNIE DAVIS

After being selected first in the 1961 NFL draft, the Browns acquired Ernie Davis in a trade with the Washington Redskins. Tragically, Davis passed away two years later from leukemia and never played a professional game. A star running back from Syracuse, Davis was the first African-American to win the Heisman Trophy in 1961 and guided the Orangemen to their only national championship the same year.



#46 DON FLEMING

Don Fleming was selected by the Chicago Cardinals in the 28th round of the 1959 NFL draft. He was traded to the Browns in 1960 and was a mainstay at the safety position. From 1960-63, Fleming intercepted 10 passes and was named to The Sporting News All-AFC team in 1962. During the 1963 offseason, Fleming and a co-worker were sadly electrocuted working a construction job. His passing came a few weeks after Ernie Davis' death.



#76 LOU GROZA

Lou Groza is Cleveland's all-time top scorer with 1,349 points on 234 FGs, 641 PATs and one TD. He scored at least one point in 107 consecutive games and his last-second field goal sealed the 1950 NFL Championship for the Browns. Originally an offensive left tackle, Groza suffered a back injury which converted him into a kicking specialist from 1961-67. He was an All-NFL tackle on six occasions and was the NFL Player of the Year in 1954. Groza was inducted in the Pro Football Hall of Fame in 1974.

STAFF

PLAYERS

2017 SEASON


HISTORY

RECORDS

GAME DAY



CLEVELAND BROWNS RING OF HONOR



To pay homage to their great history - one of the richest in the NFL - the Browns unveiled the Cleveland Browns Ring of Honor during a special ceremony at halftime of the 2010 regular season home opener, against Kansas City on Sept. 19. The initial group of inductees consisted of the 16 former Browns enshrined in the Pro Football Hall of Fame. The names of these 16 greats are prominently displayed on the facade of the upper deck of the stadium. In 2012, the years of the team's eight league championships were added to the facade at the southeast end of FirstEnergy Stadium.

CLEVELAND BROWNS LEGENDS

CLEVELAND BROWNS *Legends*

The Cleveland Browns organization honors the team's all-time greats through the Cleveland Browns Legends Program. This program honors the men who have contributed to the success of the Browns organization. The Legends Program started in 2001 with the automatic induction of the Browns' then Hall of Famers into the Cleveland Browns Legends. The following is a current list of Browns Legends:

CLASS OF 2001

Ray Renfro, Gene Hickerson, Greg Pruitt, Bernie Kosar, Michael Dean Perry

CLASS OF 2002

Mac Speedie, Brian Sipe, Clay Matthews

CLASS OF 2003

Bob Gain, Dick Schafrath, Hanford Dixon

CLASS OF 2004

Tommy James, Dub Jones, Gary Collins, Mike Pruitt

CLASS OF 2005

Jim Ray Smith, Frank Ryan, Jerry Sherk, Frank Minnifield

CLASS OF 2006

Walt Michaels, Jim Houston, Doug Dieken, Earnest Byner

CLASS OF 2007

Horace Gillom, Bill Glass, Don Cockroft, Kevin Mack

CLASS OF 2008

Warren Lahr, Paul Wiggin, Walter Johnson, Eric Metcalf

CLASS OF 2010

Cody Risien and John Wooten

CLASS OF 2011

Vince Costello and Tom DeLeone

CLASS OF 2012

Ernie Green and Clarence Scott

CLASS OF 2013

Galen Fiss and Abe Gibron

CLASS OF 2014

Robert Jackson and Milt Morin

CLASS OF 2015

Don Colo and Bob Golic

CLASS OF 2016

Dick Ambrose and Thom Darden

PRO BOWL NOTES

Cleveland has had a team-record eight players named to the Pro Bowl nine times (1952, 1953, 1954, 1966, 1967, 1969, 1970, 1988).

A Cleveland player has earned an individual award during the Pro Bowl four times as Otto Graham was named the Player of the Game in 1951 and Jim Brown was tabbed as the Outstanding Back in 1962, 1963 and 1966. In 2015, Joe Haden served as Pro Bowl captain for Team Irvin.



JIM BROWN



NUMBER: 32 • **POSITION:** Running Back
HEIGHT: 6-2 • **WEIGHT:** 232
COLLEGE: Syracuse • **BIRTHDATE:** February 17, 1936
YEARS WITH BROWNS: 9 • **YEARS IN NFL:** 9

Pro Bowl Selections: 9 (1957, 1958, 1959, 1960, 1961, 1962, 1963, 1964, 1965)

Career Highlights: Rushed for 12,312 yards on 2,359 career carries in 118 games... Totaled 126 career touchdowns with 106 rushing and 20 receiving... Led the NFL in rushing in eight of his nine seasons... Led the league in touchdowns five seasons... Recorded 58 career 100-yard rushing performances... Earned NFL Most Valuable Player award in 1957, 1958 and 1964... Named NFL Rookie of the Year in 1957... Selected to nine consecutive Pro Bowls... Holds the Browns' record for the most combined net yards, most career yards rushing, most points in one season, career touchdowns, most consecutive games scoring a touchdown and most 1,000-yard seasons... Named to the NFL All-Decade team for the 1960s... Uniform number 32 retired by the Browns... Inducted into the Cleveland Browns Ring of Honor... Enshrined in the Hall of Fame in 1971.

PAUL BROWN



POSITION: Head Coach • **COLLEGE:** Miami (Ohio)
LIFE: September 7, 1908 - August 5, 1991
YEARS IN NFL: 21
YEARS WITH BROWNS: 17 • **YEARS IN AAFC:** 4

Career Highlights: Browns' first ever head coach and general manager... Led the Browns to four consecutive AAFC championships from 1946-49 and to NFL titles in 1950, 1954 and 1955... Posted a 111-44-5 NFL record with the Browns in the regular season and a 4-5 mark in the playoffs... Recorded a 47-4-3 career AAFC record in the regular season and a 5-0 mark in the playoffs... Registered a career combined record of 167-53-8 (.750) with the Browns and only one losing season in 17 years... An innovator who became the first NFL coach to use intelligence tests as a hint to a player's learning potential, use notebooks and classroom techniques extensively, set up complete film clip statistical studies and grade his own players based on film study... Also coached the Cincinnati Bengals from 1968-75... Inducted into the Cleveland Browns Ring of Honor... Enshrined in the Hall of Fame in 1967.

JOE DeLAMIELLEURE



NUMBER: 64 • **POSITION:** Offensive Guard
HEIGHT: 6-3 • **WEIGHT:** 250
COLLEGE: Michigan State • **BIRTHDATE:** March 16, 1915
YEARS WITH BROWNS: 5 • **YEARS IN NFL:** 13

Pro Bowl Selections: 6 (1975, 1976, 1977, 1978, 1979, 1980)

Career Highlights: Helped pave the way for three Browns 1,000-yard rushing performers... Protected quarterback Brian Sipe who threw for an NFL-leading 4,132 yards in 1980... Selected to the 1981 Pro Bowl with the Browns... Did not miss a game during his NFL career, appearing in 185 consecutive, including 73 contests with the Browns... Was named the AFC Lineman of the year in 1975... Also played for the Buffalo Bills from 1973-79 and 1985... Named to the NFL All-Decade team for the 1970s... Inducted into the Cleveland Browns Ring of Honor... Enshrined in the Hall of Fame in 2003.

LEN FORD



NUMBER: 53/80 • **POSITION:** Defensive End
HEIGHT: 6-4 • **WEIGHT:** 245 • **COLLEGE:** Michigan
LIFE: February 18, 1926 - March 13, 1972
YEARS WITH BROWNS: 8 • **YEARS IN NFL:** 9
YEARS IN AAFC: 2

Pro Bowl Selections: 4 (1952, 1953, 1954, 1955)

Career Highlights: Selected to four consecutive Pro Bowls from 1952-55... Helped the Browns to NFL titles in 1950, 1954 and 1955... Gained All-NFL honors five times from 1951-1955... His stellar play at the defensive end position helped the Browns lead the league in fewest points allowed six times, including five seasons in a row from 1953-57... Also played for the Los Angeles Dons of the AAFC from 1948-49 and the Green Bay Packers in 1958... Named to the NFL All-Decade team for the 1970s... Inducted into the Cleveland Browns Ring of Honor... Enshrined in the Hall of Fame in 1976.

STAFF

PLAYERS

2017 SEASON

HISTORY

RECORDS

GAME DAY



FRANK GATSKI



NUMBER: 22/52 • **POSITION:** Center
HEIGHT: 6-3 • **WEIGHT:** 233 • **COLLEGE:** Marshall
LIFE: March 18, 1922 - November 22, 2005
YEARS WITH BROWNS: 11 • **YEARS IN NFL:** 12
YEARS IN AAFC: 4

Pro Bowl Selections: 1 (1956)

Career Highlights: Helped pave the way to four consecutive AAFC championships from 1946-49 and NFL titles in 1950, 1954 and 1955... Helped the Browns appear in 10 consecutive championship games from 1946-55... Selected to the 1957 Pro Bowl... Played in 11 championship games during his 12 seasons, helping his team win eight times... Named to the All-NFL team four times... Also played for the Detroit Lions in 1957... Inducted into the Cleveland Browns Ring of Honor... Enshrined in the Hall of Fame in 1985.

OTTO GRAHAM




NUMBER: 14/60 • **POSITION:** Quarterback
HEIGHT: 6-1 • **WEIGHT:** 196 • **COLLEGE:** Northwestern
LIFE: December 6, 1921 - December 17, 2003
YEARS WITH BROWNS: 10 • **YEARS IN NFL:** 6
YEARS IN AAFC: 4

Pro Bowl Selections: 5 (1951, 1952, 1953, 1954, 1955)

Career Highlights: Led the Browns to the championship game in each of his 10 seasons, winning four AAFC titles and three NFL championships... Led the AAFC in passing yards all four years and led the NFL in passing yards in 1953 and 1955... Totaled a combined 23,584 career passing yards and 174 touchdowns in the AAFC and NFL... Also rushed for 46 career touchdowns scoring 276 points... Owns the highest single-season completion percentage in team history at 64.73 from the 1953 season... Registered a 57-13-1 (.810) record as a starter in the NFL... Uniform number 14 retired by the Browns... Named to the NFL All-Decade team for the 1950s... Inducted into the Cleveland Browns Ring of Honor... Enshrined in the Hall of Fame in 1965.

LOU GROZA




NUMBER: 46/76 • **POSITION:** Offensive Tackle/Kicker
HEIGHT: 6-3 • **WEIGHT:** 240 • **COLLEGE:** Ohio State
LIFE: January 25, 1924 - November 29, 2000
YEARS WITH BROWNS: 21 • **YEARS IN NFL:** 17
YEARS IN AAFC: 4

Pro Bowl Selections: 9 (1951, 1952, 1953, 1954, 1955, 1956, 1958, 1959, 1960)

Career Highlights: Browns career record holder with 641 extra points made and 1,349 career points... Second in team annals with 234 made field goals... An All-NFL selection as a tackle six times and named NFL player of the year in 1954... Set a team record by scoring a point in 107 consecutive games... Selected to nine Pro Bowls (1951-56, 58-60)... Helped the Browns to four consecutive AAFC championships, from 1946-49, and to NFL titles, in 1950, 1954 and 1955... Nicknamed "The Toe"... Uniform number 76 retired by Browns... Named to the NFL All-Decade team for the 1950s... Inducted into the Cleveland Browns Ring of Honor... Enshrined in the Hall of Fame in 1974.

GENE HICKERSON



NUMBER: 66 • **POSITION:** Offensive Guard
HEIGHT: 6-3 • **WEIGHT:** 248 • **COLLEGE:** Mississippi
LIFE: February 15, 1935 - October 20, 2008
YEARS WITH BROWNS: 15 • **YEARS IN NFL:** 15

Pro Bowl Selections: 6 (1966, 1967, 1968, 1969, 1970, 1971)

Career Highlights: Served as a lead blocker for three Hall of Fame running backs in Jim Brown, Bobby Mitchell and Leroy Kelly... Voted an All-League selection and to six straight Pro Bowls (1966-71)... Was named the NFL's most outstanding blocker in 1969... Browns posted a 1,000-yard rusher in nine of his first 10 seasons and featured the league's leading rusher seven times... In his 15 seasons, Cleveland never suffered a losing record... Named to the NFL All-Decade team for the 1960s... Inducted into the Cleveland Browns Ring of Honor... Enshrined in the Hall of Fame in 2007.

STAFF

PLAYERS

2017 SEASON

HISTORY

RECORDS

GAME DAY



LEROY KELLY



NUMBER: 44 • **POSITION:** Running Back
HEIGHT: 6-0 • **WEIGHT:** 202
COLLEGE: Morgan State • **BIRTHDATE:** May 20, 1942
YEARS WITH BROWNS: 10 • **YEARS IN NFL:** 10

Pro Bowl Selections: 6 (1967, 1968, 1969, 1970, 1971, 1972)

Career Highlights: Gained 7,274 rushing yards, 12,329 combined yards and 90 touchdowns... Won NFL rushing titles in 1967 and 1968... Also led the NFL in punt return yards in 1965... Recorded three consecutive 1,000-yard seasons (1966-68)... Named All-NFL five times (1966-1969 and 1971)... Selected to six consecutive Pro Bowls (1967-72)... Posted 27 career 100-yard performances... Named to the NFL All-Decade team for the 1960s... Inducted into the Cleveland Browns Ring of Honor... Enshrined in the Hall of Fame in 1994.

DANTE LAVELLI



NUMBER: 55/86 • **POSITION:** Offensive End
HEIGHT: 6-0 • **WEIGHT:** 191 • **COLLEGE:** Ohio State
LIFE: February 23, 1923 - January 20, 2009
YEARS WITH BROWNS: 11 • **YEARS IN NFL:** 7
YEARS IN AAFC: 4

Pro Bowl Selections: 3 (1952, 1954, 1955)

Career Highlights: Helped the Browns to four consecutive AAFC championships, from 1946-49, and to NFL titles in 1950, 1954 and 1955... Recorded 142 receptions for 2,580 yards with 29 touchdowns in the AAFC and 244 receptions for 3,908 yards with 33 touchdowns for a combined total of 386 receptions for 6,488 yards with 62 touchdowns during his 11-year professional career... Named All-AAFC in 1946 & 1947 and named All-NFL in 1951 & 1953... Selected to the Pro Bowl in 1952, 1954 and 1955... Nicknamed "Gluefingers"... Inducted into the Cleveland Browns Ring of Honor... Enshrined in the Hall of Fame in 1975.

MIKE McCORMACK



NUMBER: 74 • **POSITION:** Offensive Tackle
HEIGHT: 6-4 • **WEIGHT:** 246 • **COLLEGE:** Kansas
LIFE: June 21, 1930 - November 15, 2013
YEARS WITH BROWNS: 9 • **YEARS IN NFL:** 10

Pro Bowl Selections: 5 (1957, 1958, 1961, 1962, 1963)

Career Highlights: Helped the Browns to three NFL championship games, winning titles in 1954 and 1955... Helped pave the way for the Browns to lead the league in rushing yards in 1958 and 1959... Was widely considered to be equally adept as a run blocker and pass protector... Selected to five Pro Bowls (1957-58, 1961-63), all with the Browns... Was originally traded to the Browns while serving a two year stint in the U.S. Army from 1952-1953... Also played for the New York Yanks in 1951... Inducted into the Cleveland Browns Ring of Honor... Enshrined in the Hall of Fame in 1984.

BOBBY MITCHELL



NUMBER: 49 • **POSITION:** Wide Receiver/Halfback
HEIGHT: 6-0 • **WEIGHT:** 192
COLLEGE: Illinois • **BIRTHDATE:** June 6, 1935
YEARS WITH BROWNS: 4 • **YEARS IN NFL:** 11

Pro Bowl Selections: 1 (1961)

Career Highlights: Registered 2,297 rushing yards on 423 attempts with 38 rushing scores while playing in the same backfield as fellow Hall of Famer Jim Brown... Also amassed 1,462 receiving yards on 128 receptions, 607 yards on 54 punts returns and 1,150 yards on 62 kickoff returns while with the Browns... Selected to the 1961 Pro Bowl with the Browns... Led the NFL with 72 receptions in 1962... Also played for the Washington Redskins from 1962-68... Totaled 14,078 combined net yards, 91 touchdowns and caught 521 passes for his career... Inducted into the Cleveland Browns Ring of Honor... Enshrined in the Hall of Fame in 1983.

STAFF

PLAYERS

2017 SEASON

HISTORY

RECORDS

GAME DAY



MARION MOTLEY




NUMBER: 76/36 • **POSITION:** Fullback • **HEIGHT:** 6-1
WEIGHT: 232 • **COLLEGE:** South Carolina State, Nevada
LIFE: June 5, 1920 - June 27, 1999
YEARS WITH BROWNS: 8 • **YEARS IN NFL:** 5
YEARS IN AAFC: 4

Pro Bowl Selections: 1 (1951)

Career Highlights: Helped the Browns to four consecutive AAFC championships from 1946-49 and to an NFL title in 1950... Career AAFC stats include 489 attempts for an AAFC all-time leading 3,024 yards with 31 touchdowns... Career NFL stats with the Browns include 337 attempts for 1,688 yards and eight touchdowns... Holds a Browns' single-game record with an 18.4-yard per carry average coming off 221 yards on 12 carries against the Pittsburgh Steelers on October 29, 1950... Led the NFL in rushing in 1950... Was selected All-NFL in 1950... Selected to the 1951 Pro Bowl... Also played for the Pittsburgh Steelers in 1955... Inducted into the Cleveland Browns Ring of Honor... Enshrined in the Hall of Fame in 1968.

OZZIE NEWSOME



NUMBER: 82 • **POSITION:** Tight End
HEIGHT: 6-2 • **WEIGHT:** 232
COLLEGE: Alabama • **BIRTHDATE:** March 16, 1956
YEARS WITH BROWNS: 13 • **YEARS IN NFL:** 13

Pro Bowl Selections: 3 (1982, 1985, 1986)

Career Highlights: First-round draft pick by the Browns in 1978... Recorded 662 career receptions for 7,980 yards and 47 touchdowns... Led the Browns in receptions and receiving yards from 1981-85... Caught a pass in 150 consecutive games... Did not miss a game, playing in 198 consecutive contests... Named All-Pro in 1979 and 1984... Selected to the Pro Bowl in 1982, 1985 and 1986... Was the NFL's all-time leader in receptions by a tight end and fourth among all receivers when he retired in 1990... Nicknamed "The Wizard of Oz"... Inducted into the Cleveland Browns Ring of Honor... Enshrined in the Hall of Fame in 1999.

PAUL WARFIELD



NUMBER: 42 • **POSITION:** Wide Receiver
HEIGHT: 6-0 • **WEIGHT:** 188
COLLEGE: Ohio State • **BIRTHDATE:** November 28, 1942
YEARS WITH BROWNS: 8 • **YEARS IN NFL:** 13

Pro Bowl Selections: 8 (1964, 1968, 1969, 1970, 1971, 1972, 1973, 1974)

Career Highlights: Recorded 271 receptions for 5,210 yards and 52 touchdowns as a Brown... As a rookie, led the team in receiving yards and helped the club capture the 1964 NFL championship... Was named All-Pro six times (1964, 1968, 1969, 1971, 1972 and 1973)... Named to three Pro Bowls with Cleveland (1965, 1969 and 1970)... Also played for the Miami Dolphins from 1971-74, including the undefeated 1972 team... Caught 427 passes for 8,565 yards and 85 touchdowns in his career... Inducted into the Cleveland Browns Ring of Honor... Enshrined in the Hall of Fame in 1983.

BILL WILLIS



NUMBER: 30/45/60 • **POSITION:** Middle Guard
HEIGHT: 6-2 • **WEIGHT:** 213 • **COLLEGE:** Ohio State
LIFE: October 5, 1921 - November 27, 2007
YEARS WITH BROWNS: 8 • **YEARS IN NFL:** 4
YEARS IN AAFC: 4

Pro Bowl Selections: 3 (1950, 1951, 1952)

Career Highlights: All-American tackle at Ohio State before joining the Browns in 1946... Helped the Browns to four consecutive AAFC championships from 1946-49 and to an NFL title in 1950... Played both ways for the Browns but excelled as the middle guard (over the center) on defense... All-Pro selection all eight seasons he played (1946-1953)... Selected to three consecutive Pro Bowls from 1950-52... Broke pro football's color barrier a full year in advance of Jackie Robinson doing the same in Major League Baseball... Inducted into the Cleveland Browns Ring of Honor... Enshrined in the Hall of Fame in 1977.



NFL YEARLY AWARD WINNERS

NFL Most Valuable Player Award

Player	Year	Pos.	Highlights
Jim Brown	1957*	RB	Led the league with 942 rushing yards and added nine touchdowns as a rookie.
Jim Brown	1958*	RB	Rushed for an NFL-record 1,527 yards and added 17 touchdowns, while leading the Browns to a 9-3 record.
Jim Brown	1965	RB	Led the NFL with 1,544 rushing yards and added 21 total touchdowns.
Brian Sipe	1980	QB	Registered an NFL-best 91.4 passer rating and set Browns records with 30 touchdown passes and 4,132 yards.

*The award was called the NFL Most Outstanding Player Award from 1957-60

Associated Press Offensive Rookie of the Year (established in 1957)

Player	Year	Pos.	Highlights
Jim Brown	1957	RB	Led the league with 942 rushing yards and added nine touchdowns.

Associated Press Defensive Rookie of the Year (established in 1967)

Player	Year	Pos.	Highlights
Chip Banks	1982	LB	Led the Browns with 5.5 sacks, while adding one interception.

Associated Press Coach of the Year (established in 1967)

Player	Year	Highlights
Forrest Gregg	1976	Led the Browns to a 9-5 record following a 3-11 season the previous year.

ALL-TIME NFL RECORDS

Individual Records:

Most Touchdowns in a Single-Game

Player	Pos.	Total	Opp.	Date
Dub Jones	WR	6 (4 rush, 2 rec.)*	vs. Chicago	11/25/1951

* Tied with two other players

Most Seasons Leading the NFL in Field Goals

Player	Pos.	Total	Year(s)
Lou Groza	K	5	1950, 1952-54, 1957

Most Consecutive Seasons Leading the NFL in Field Goals

Player	Pos.	Total	Year(s)
Lou Groza	K	3	1952-54

Most Seasons Leading the NFL in Rushing Yards

Player	Pos.	Total	Year(s)
Jim Brown	RB	8	1957-61, 1963-65

Most Seasons Leading the NFL in Touchdowns

Player	Pos.	Total	Year(s)
Jim Brown	RB	5	1957-59, 1963, 1965

Team Records:

Most Consecutive Games Scoring a Touchdown

Team	Total	Year(s)
Cleveland Browns	166	1957-69

BROWNS IN THE HALL OF FAME

The rich tradition of the Cleveland Browns boasts 16 members in the Pro Football Hall of Fame, which is the sixth-highest total in the NFL. Only the Chicago Bears, Green Bay Packers, New York Giants, Pittsburgh Steelers and Washington Redskins claim more Hall of Famers.

Most Pro Football Hall of Famers by Team

Team	Hall of Fame Enshrinees
1. Chicago Bears	27
2. Green Bay Packers	23
3. Pittsburgh Steelers	21
4. New York Giants	20
Washington Redskins	20
6. Cleveland Browns	16

*Based upon official numbers provided by the Pro Football Hall of Fame. Players are recognized by teams with whom they played a significant portion of their career. All numbers have been updated to include the 2017 Hall of Fame Class.



NFL WEEKLY AND MONTHLY AWARD WINNERS

1984

TE Ozzie Newsome – AFC Offensive Player of the Week (Week 7)
 LB Clay Matthews – AFC Defensive Player of the Week (Week 12)

1985

RB Kevin Mack – AFC Offensive Player of the Week (Week 5)
 QB Bernie Kosar – AFC Offensive Player of the Week (Week 15)

1986

CB Hank Dixon – AFC Defensive Player of the Week (Week 2)
 QB Bernie Kosar – AFC Offensive Player of the Week (Week 10)
 QB Bernie Kosar – AFC Offensive Player of the Week (Week 12)

1987

DB Felix Wright – AFC Defensive Player of the Week (Week 7)
 RB Earnest Byner – AFC Offensive Player of the Week (Week 9)
 CB Frank Minnifield – AFC Defensive Player of the Week (Week 11)
 QB Bernie Kosar – AFC Offensive Player of the Week (Week 14)

1988

LB Mike Johnson – AFC Defensive Player of the Week (Week 8)
 S Felix Wright – AFC Defensive Player of the Month (December)

1989

LB David Grayson – AFC Defensive Player of the Week (Week 1)
 LB Mike Johnson – AFC Defensive Player of the Month (September)
 WR Webster Slaughter – AFC Offensive Player of the Week (Week 8)
 WR Webster Slaughter – AFC Offensive Player of the Month (October)

1991

LB Clay Matthews – AFC Defensive Player of the Week (Week 9)

1992

RB Eric Metcalf – AFC Offensive Player of the Week (Week 3)
 LB Mike Johnson – AFC Defensive Player of the Month (October)
 QB Bernie Kosar – AFC Offensive Player of the Week (Week 14)

1993

PR Eric Metcalf – AFC Special Teams Player of the Week (Week 8)
 PR Eric Metcalf AFC Special Teams Player of the Month (October)
 QB Vinny Testaverde – AFC Offensive Player of the Week (Week 17)

1994

PR Eric Metcalf – AFC Special Teams Player of the Week (Week 1)
 P Tom Tupa – AFC Special Teams Player of the Week (Week 5)
 P Tom Tupa – AFC Special Teams Player of the Week (Week 7)
 LB Pepper Johnson – AFC Defensive Player of the Week (Week 8)
 PR Eric Metcalf – AFC Special Teams Player of the Week (Week 8)
 ST Bernie Thompson – AFC Special Teams Player of the Month (November)
 S Eric Turner – AFC Defensive Player of the Week (Week 15)
 S Eric Turner – AFC Defensive Player of the Week (Week 17)
 S Eric Turner – AFC Defensive Player of the Month (December)

1995

QB Vinny Testaverde – AFC Offensive Player of the Month (September)
 DE Matt Stover – AFC Special Teams Player of the Week (Week 8)
 WR Andre Rison – AFC Offensive Player of the Week (Week 17)

1999

QB Tim Couch – NFL Rookie of the Month (October)

2000

DE Keith McKenzie – AFC Defensive Player of the Week (Week 2)
 DE Courtney Brown – AFC Defensive Player of the Week (Week 3)

2001

K Phil Dawson – AFC Special Teams Player of the Week (Week 3)
 DB Anthony Henry – AFC Defensive Player of the Week (Week 10)

2002

QB Tim Couch – AFC Offensive Player of the Week (Week 3)
 WR Andre Davis – AFC Special Teams Player of the Week (Week 7)
 WR Andre Davis – Pepsi NFL Rookie of the Week (Week 8)
 RB William Green – Pepsi NFL Rookie of the Week (Week 12)
 RB William Green – Pepsi NFL Rookie of the Week (Week 14)
 RB William Green – Pepsi NFL Rookie of the Week (Week 17)
 LB Earl Holmes – AFC Defensive Player of the Week (Week 17)

2003

DE Courtney Brown – AFC Defensive Player of the Week (Week 5)

2004

DE Kenard Lang – AFC Defensive Player of the Week (Week 1)

2005

QB Trent Dilfer – AFC Offensive Player of the Week (Week 2)
 P Kyle Richardson – AFC Special Teams Player of the Week (Week 9)
 LB Andra Davis – AFC Defensive Player of the Week (Week 11)
 RB Reuben Droughns – FedEx Ground NFL Player of the Week (Week 12)
 QB Charlie Frye – Diet Pepsi NFL Rookie of the Week (Week 13)
 K Phil Dawson – AFC Special Teams Player of the Week (Week 15)
 QB Charlie Frye – Diet Pepsi NFL Rookie of the Week (Week 15)
 QB Charlie Frye – Diet Pepsi NFL Rookie of the Week (Week 17)

2006

KR Joshua Cribbs – AFC Special Teams Player of the Week (Week 4)
 S Sean Jones – AFC Defensive Player of the Week (Week 8)

2007

QB Derek Anderson – AFC Offensive Player of the Week (Week 2)
 RB Jamal Lewis – FedEx Ground Player of the Week (Week 2)
 QB Derek Anderson – FedEx Air Player of the Week (Week 2)
 KR Joshua Cribbs – AFC Special Teams Player of the Month (September)
 Head Coach Romeo Crennel – Motorola NFL Coach of the Week (Week 4)
 Head Coach Romeo Crennel – Motorola NFL Coach of the Week (Week 9)
 KR Joshua Cribbs – AFC Special Teams Player of the Month (November)
 LT Joe Thomas – NFL Offensive Rookie of the Month (November)

2008

DB Eric Wright – AFC Defensive Player of the Week (Week 6)
 Head Coach Romeo Crennel – Motorola NFL Coach of the Week (Week 6)
 DL Shaun Rogers – GMC Sierra Defensive Player of the Week (Week 8)

2009

P Dave Zastudil – AFC Special Teams Player of the Week (Week 5)
 WR Joshua Cribbs – AFC Special Teams Player of the Week (Week 10)
 WR Joshua Cribbs – AFC Special Teams Player of the Week (Week 15)
 RB Jerome Harrison – FedEx Ground Player of the Week (Week 15)
 WR Joshua Cribbs – AFC Special Teams Player of the Month (December/January)

2010

LB David Bowens – AFC Defensive Player of the Week (Week 7)
 RB Peyton Hillis – AFC Offensive Player of the Week (Week 9)
 RB Peyton Hillis – FedEx Ground Player of the Week (Week 9)
 RB Peyton Hillis – FedEx Ground Player of the Week (Week 12)
 P Reggie Hodges – AFC Special Teams Player of the Week (Week 13)
 DB Joe Haden – NFL Defensive Rookie of the Month (November)

2011

LB D'Qwell Jackson – AFC Defensive Player of the Month (September)
 WR Joshua Cribbs – AFC Special Teams Player of the Week (Week 2)

2012

RB Trent Richardson – Pepsi Max NFL Rookie of the Week (Week 2)
 LB D'Qwell Jackson – AFC Defensive Player of the Week (Week 12)
 WR Travis Benjamin – AFC Special Teams Player of the Week (Week 14)

2013

P Spencer Lanning – AFC Special Teams Player of the Week (Week 3)
 WR Travis Benjamin – AFC Special Teams Player of the Week (Week 5)
 QB Jason Campbell – AFC Offensive Player of the Week (Week 9)

2014

LB Tank Carder – AFC Special Teams Player of the Week (Week 5)

2015

WR Travis Benjamin – AFC Special Teams Player of the Week (Week 2)
 QB Josh McCown – AFC Offensive Player of the Week (Week 5)

2016

WR Corey Coleman – Pepsi NFL Rookie of the Week (Week 2)
 DL Jamie Meder – AFC Special Teams Player of the Week (Week 16)
 RB Isaiah Crowell – FedEx Ground NFL Player of the Week (Week 17)

STAFF

PLAYERS

2017 SEASON

HISTORY

RECORDS

GAME DAY



ALL-LEAGUE SELECTIONS

1950 — Marion Motley (UP, AP), Mac Speedie (UP), Bill Willis (UP). 1951 — Tony Adamle (UP), Frank Gatski (UP, AP), Otto Graham (UP, AP), Lou Groza (UP), Dub Jones (UP, AP), Dante Lavelli (UP). 1952 — Len Ford (UP, AP), Frank Gatski (AP), Otto Graham (UP), Lou Groza (UP, AP), Mac Speedie (UP), Bill Willis (UP, AP). 1953 — Len Ford (UP, AP), Frank Gatski (UP, AP), Ken Gorgal (UP), Otto Graham (UP, AP), Lou Groza (UP, AP), Dante Lavelli (UP), Tommy Thompson (UP), Bill Willis (AP). 1954 — Len Ford (UP, AP, NEA), Abe Gibron (NEA), Otto Graham (UP, AP), Lou Groza (UP, AP, NEA), John Kissel (NEA). 1955 — Don Colo (UP, NEA), Len Ford (UP, NEA), Frank Gatski (UP, AP, NEA), Abe Gibron (UP, NEA), Otto Graham (UP, AP), Lou Groza (UP, AP, NEA), Don Paul (UP). 1956 — None. 1957 — Jim Brown (UP, AP, NEA), Don Colo (NEA), Lou Groza (UP) Mike McCormack (NEA). 1958 — Jim Brown (UPI, AP, NEA), Bob Gain (NEA). 1959 — Jim Brown (UPI, AP, NEA), Jim Ray Smith (UPI, AP, NEA).

1960 — Jim Brown (UPI, AP, NEA), Jim Ray Smith (UPI, AP, NEA). 1961 — Jim Brown (UPI, AP, NEA), Jim Ray Smith (UPI, AP, NEA). 1962 — Jim Ray Smith (NEA). 1963 — Jim Brown (UPI, AP, NEA), Dick Schaftrath (AP). 1964 — Jim Brown (UPI, AP, NEA), Jim Houston (NEA), Dick Schaftrath (AP, UPI), Paul Warfield (NEA). 1965 — Jim Brown (UPI, AP, NEA), Gary Collins (UPI), Jim Houston (UPI), Dick Schaftrath (UPI, AP). 1966 — Gene Hickerson (NEA), Leroy Kelly (UPI, AP, NEA). 1967 — Gene Hickerson (AP, NEA, UPI), Leroy Kelly (AP, NEA, UPI). 1968 — Gene Hickerson (AP, NEA, UPI), Leroy Kelly (AP, NEA, UPI), Paul Warfield (NEA, UPI). 1969 — Gary Collins (AP, UPI), Gene Hickerson (AP, UPI), Leroy Kelly (NEA), Paul Warfield (NEA).

1970 — Gene Hickerson (UPI, PFWA). 1971 — Leroy Kelly (NEA). 1972 — Don Cockroft (NEA). 1973 — Clarence Scott (UPI). 1974 — None. 1975 — None. 1976 — Jerry Sherk (AP, NEA, PFWA). 1977 — None. 1978 — Thom Darden (NEA, PFWA). 1979 — Ozzie Newsome (PFWA).

1980 — Lyle Alzado (AP, UPI), Joe DeLamielleure (NEA, PFWA, UPI), Brian Sipe (AP, PFWA, NEA, UPI). 1981 — None. 1982 — None. 1983 — Chip Banks (AP, PFWA). 1984 — Clay Matthews (NEA), Ozzie Newsome (AP, NEA, PFWA). 1985 — None. 1986 — Chip Banks (UPI, AP), Hanford Dixon (AP, PFWA, NEA, UPI), Dan Fike (AP, NEA), Bob Golic (AP, NEA), Frank Minnifield (UPI). 1987 — Hanford Dixon (AP, NEA, PFWA, UPI), Frank Minnifield (AP, NEA, PFWA, UPI), Bernie Kosar (UPI), Earnest Byner (UPI), Dan Fike (UPI), Cody Risien (UPI). 1988 — Hanford Dixon (AP), Frank Minnifield (AP, NEA, PFWA, UPI), Clay Matthews (UPI). 1989 — Mike Johnson (UPI), Frank Minnifield (AP, UPI), Clay Matthews (UPI), Michael Dean Perry (AP, UPI, PFWA), Webster Slaughter (AP, UPI).

1990 — Michael Dean Perry (AP, UPI, PFWA, NEA). 1991 — Michael Dean Perry (AP, USA, NEA). 1992 — None. 1993 — Eric Metcalf (AP, PFWA, UPI). 1994 — Rob Burnett (UPI) Pepper Johnson (UPI, USA), Tony Jones (AP), Michael Dean Perry (AP, UPI), Matt Stover (UPI), Eric Turner (AP, PFWA, UPI). 1995 — None. 1999 — None.

2000 — Chris Gardocki (AP Second Team). 2001 — Jamir Miller (AP, College and Pro Football Weekly, Football Digest, Pro Football Weekly, Sports Illustrated, Sporting News). 2002 — None. 2003 — None. 2004 — None. 2005 — None. 2006 — None. 2007 — Phil Dawson (AP Second Team), Joshua Cribbs (PFWA, Sporting News, AP Second Team), Braylon Edwards (Sporting News, AP Second Team), Joe Thomas (PFWA All-Rookie). 2008 — Joshua Cribbs (Sports Illustrated), Joe Thomas (AP 2nd Team). 2009 — Blake Costanzo (Sports Illustrated), Joshua Cribbs (AP 1st Team, PFWA, Sports Illustrated), Alex Mack (PFWA All-Rookie), Joe Thomas (AP 1st Team, PFWA, Sports Illustrated).

2010 — Joe Haden (PFWA All-Rookie), Alex Mack (Sports Illustrated), Joe Thomas (AP 1st Team, PFWA, Sporting News), T.J. Ward (PFWA All-Rookie, PFWA Rookie Special Teamer). 2011 — Jabaal Sheard (PFWA All-Rookie), Phil Taylor (PFWA All-Rookie), Joe Thomas (AP 1st Team, PFWA, Sports Illustrated). 2012 — John Bademosi (PFWA Rookie Special Teamer), Phil Dawson (AP 2nd Team), Mitchell Schwartz (PFWA All-Rookie), Joe Thomas (AP 2nd Team), T.J. Ward (Sports Illustrated). 2013 — Jordan Cameron (PFWA All-AFC Team), Josh Gordon (AP 1st Team, PFWA All-NFL Team), Joe Haden (AP 2nd Team, PFWA All-AFC Team), Alex Mack (AP 2nd Team, PFWA All-AFC Team), Joe Thomas (AP 1st Team, PFWA All-NFL Team), T.J. Ward (AP 2nd Team). 2014 — Joel Bitonio (PFWA All-AFC Team, PFWA All-Rookie Team), Joe Thomas (AP 1st Team, PFWA All-NFL Team). 2015 — Alex Mack (PFWA All-AFC Team), Joe Thomas (AP 1st Team, PFWA All-NFL Team). 2016 — Joe Thomas (PFWA All-NFL Team).

PRO BOWL SELECTIONS BY YEAR

1951 — FB Tony Adamle, QB Otto Graham, T Lou Groza, G Weldon Humble, FB Marion Motley, E (WR) Mac Speedie, G Bill Willis. 1952 — FB Tony Adamle, HB Ken Carpenter, DE Len Ford, T Lou Groza, QB Otto Graham, HB Dub Jones, E (WR) Dante Lavelli, G Bill Willis. 1953 — DE Len Ford, G Abe Gibron, E (WR) Horace Gillom, QB Otto Graham, T Lou Groza, HB Dub Jones, E (WR) Mac Speedie, G Bill Willis. 1954 — DE Len Ford, G Abe Gibron, QB Otto Graham, T Lou Groza, FB Harry Jagade, HB Tommy James, E (WR) Dante Lavelli, HB Ray Renfro. 1955 — T Don Colo, DE Len Ford, G Abe Gibron, QB Otto Graham, T Lou Groza, FB Harry Jagade, E (WR) Dante Lavelli. 1956 — E (WR) Darrel Brewster, T Don Colo, G Abe Gibron, T Lou Groza, HB Ken Konz, FB Fred Morrison. 1957 — E (WR) Darrel Brewster, C Frank Gatski, T Mike McCormack, LB Walt Michaels, S Don Paul. 1958 — FB Jim Brown, DT Bob Gain, T Lou Groza, T Mike McCormack, LB Walt Michaels, S Don Paul, HB Ray Renfro. 1959 — FB Jim Brown, T Don Colo, DT Bob Gain, T Lou Groza, LB Walt Michaels, S Don Paul, G Jim Ray Smith.

1960 — FB Jim Brown, DE Bob Gain, T Lou Groza, C Art Hunter, LB Walt Michaels, G Jim Ray Smith. 1961 — FB Jim Brown, T Mike McCormack, HB Bobby Mitchell, DB Bernie Parrish, QB Mitt Plum, HB Ray Renfro, G Jim Ray Smith. 1962 — FB Jim Brown, DT Bob Gain, T Mike McCormack, C John Morrow, QB Mitt Plum, G Jim Ray Smith. 1963 — FB Jim Brown, LB Galen Fiss, DT Bob Gain, DE Bill Glass, T Mike McCormack, G Jim Ray Smith. 1964 — FB Jim Brown, LB Galen Fiss, DE Bill Glass, C John Morrow, DB Bernie Parrish, T Dick Schaftrath. 1965 — FB Jim Brown, DE Bill Glass, LB Jim Houston, DT Dick Modzelewski, QB Frank Ryan, T Dick Schaftrath, WR Paul Warfield. 1966 — FB Jim Brown, FL (WR) Gary Collins, G Gene Hickerson, LB Jim Houston, QB Frank Ryan, T Dick Schaftrath, DE Paul Wiggins, G John Wooten. 1967 — LB Johnny Brewer, FL (WR) Gary Collins, FB Ernie Green, G Gene Hickerson, HB Leroy Kelly, QB Frank Ryan, T Dick Schaftrath, G John Wooten. 1968 — DE Bill Glass, FB Ernie Green, G Gene Hickerson, DT Walter Johnson, HB Leroy Kelly, T Dick Schaftrath, DE Paul Wiggins. 1969 — DB Erich Barnes, G Gene Hickerson, DT Walter Johnson, DB Ernie Kellermann, HB Leroy Kelly, TE Mit Morin, T Dick Schaftrath, WR Paul Warfield.

1970 — DE Jack Gregory, G Gene Hickerson, C Fred Hoaglin, LB Jim Houston, DT Walter Johnson, HB Leroy Kelly, QB Bill Nelsen, WR Paul Warfield. 1971 — G Gene Hickerson, LB Jim Houston, HB Leroy Kelly. 1972 — HB Leroy Kelly, TE Mit Morin. 1973 — CB Ben Davis. 1974 — KR Greg Pruitt, CB Clarence Scott, DT Jerry Sherk. 1975 — RB Greg Pruitt, DT Jerry Sherk. 1976 — DT Jerry Sherk. 1977 — RB Greg Pruitt, DT Jerry Sherk. 1978 — RB Greg Pruitt. 1979 — S Thom Darden.

1980 — C Tom DeLeone, RB Mike Pruitt. 1981 — G Joe DeLamielleure, C Tom DeLeone, T Doug Dieken, RB Mike Pruitt, QB Brian Sipe. 1982 — TE Ozzie Newsome. 1983 — LB Chip Banks. 1984 — LB Chip Banks. 1985 — TE Ozzie Newsome. 1986 — LB Chip Banks, NT Bob Golic, RB Kevin Mack, LB Clay Matthews, TE Ozzie Newsome. 1987 — LB Chip Banks, CB Hanford Dixon, NT Bob Golic, CB Frank Minnifield, T Cody Risien. 1988 — CB Hanford Dixon, NT Bob Golic, QB Bernie Kosar, RB Kevin Mack, LB Clay Matthews, KR Gerald McNeil, CB Frank Minnifield, T Cody Risien. 1989 — CB Hanford Dixon, LB Clay Matthews, CB Frank Minnifield.

1990 — LB Mike Johnson, LB Clay Matthews, CB Frank Minnifield, NT Michael Dean Perry, WR Webster Slaughter. 1991 — LB Mike Johnson, NT Michael Dean Perry. 1992 — NT Michael Dean Perry. 1993 — None. 1994 — KR Eric Metcalf, NT Michael Dean Perry. 1995 — DE Rob Burnett, FB Leroy Hoard, LB Pepper Johnson, KR Eric Metcalf, NT Michael Dean Perry, S Eric Turner. 1996 — None.

2000 — None. 2001 — None. 2002 — LB Jamir Miller. 2003 — None. 2004 — None. 2005 — None. 2006 — None. 2007 — None. 2008 — QB Derek Anderson, KR Joshua Cribbs, WR Braylon Edwards, LS Ryan Pontbriand, T Joe Thomas, TE Kellen Winslow. 2009 — LS Ryan Pontbriand, DT Shaun Rogers, T Joe Thomas.

2010 — KR Joshua Cribbs, T Joe Thomas. 2011 — C Alex Mack, T Joe Thomas. 2012 — T Joe Thomas. 2013 — KR Joshua Cribbs, K Phil Dawson, T Joe Thomas. 2014 — TE Jordan Cameron, WR Josh Gordon, CB Joe Haden, C Alex Mack, T Joe Thomas, S T.J. Ward. 2015 — S Tashaun Gipson, CB Joe Haden, T Joe Thomas, S Donté Whither. 2016 — TE Gary Barnidge, C Alex Mack, T Joe Thomas. 2017 — T Joe Thomas.

(Year indicates the year in which Pro Bowl game was played.)



STAFF

PLAYERS

2017 SEASON

HISTORY

RECORDS

GAME DAY

PRO BOWL SELECTIONS BY PLAYER

Player (Pos.).....	Total (Years)	Kellermann, Ernie (DB).....	1 (1969)
Adamle, Tony (FB).....	2 (1951, 1952)	Kelly, Leroy (HB).....	6 (1967, 1968, 1969, 1970, 1971, 1972)
Anderson, Derek (QB).....	1 (2008)	Konz, Ken (HB).....	1 (1956)
Banks, Chip (LB).....	4 (1983, 1984, 1986, 1987)	Kosar, Bernie (QB).....	1 (1988)
Barnes, Erich (DB).....	1 (1969)	Lavelli, Dante (E/WR).....	3 (1952, 1954, 1955)
Barnidge, Gary (TE).....	1 (2016)	Mack, Alex (C).....	3 (2011, 2014, 2016)
Brewer, Johnny (LB).....	1 (1967)	Mack, Kevin (RB).....	2 (1986, 1988)
Brewster, Darrel (E/WR).....	2 (1956, 1957)	Matthews, Clay (LB).....	4 (1986, 1988, 1989, 1990)
Brown, Jim (FB).....	9 (1958-66)	McCormack, Mike (T).....	5 (1957, 1958, 1961, 1962, 1963)
Burnett, Rob (DE).....	1 (1995)	McNeil, Gerald (KR).....	1 (1988)
Cameron, Jordan (TE).....	1 (2014)	Metcalfe, Eric (KR).....	2 (1994, 1995)
Carpenter, Ken (HB).....	1 (1952)	Michaels, Walt (LB).....	4 (1957, 1958, 1959, 1960)
Collins, Gary (FL/WR).....	2 (1966, 1967)	Miller, Jamir (LB).....	1 (2002)
Colo, Don (T).....	3 (1955, 1956, 1959)	Minnifield, Frank (CB).....	4 (1987, 1988, 1989, 1990)
Cribbs, Joshua (KR).....	3 (2008, 2010, 2013)	Mitchell, Bobby (HB).....	1 (1961)
Darden, Thom (S).....	1 (1979)	Modzelewski, Dick (DT).....	1 (1965)
Davis, Ben (CB).....	1 (1973)	Morin, Milt (TE).....	2 (1969, 1972)
Dawson, Phil (K).....	1 (2013)	Morrison, Fred (FB).....	1 (1956)
DeLamielleure, Joe (G).....	1 (1981)	Morrow, John (C).....	2 (1962, 1964)
DeLeone, Tom (C).....	2 (1980, 1981)	Motley, Marion (FB).....	1 (1951)
Dieken, Doug (T).....	1 (1981)	Nelsen, Bill (QB).....	1 (1970)
Dixon, Hanford (CB).....	3 (1987, 1988, 1989)	Newsome, Ozzie (TE).....	3 (1982, 1985, 1986)
Edwards, Brayton (WR).....	1 (2008)	Parrish, Bernie (DB).....	2 (1961, 1964)
Fiss, Galen (LB).....	2 (1963, 1964)	Paul, Don (S).....	3 (1957, 1958, 1959)
Ford, Len (DE).....	4 (1952, 1953, 1954, 1955)	Perry, Michael Dean (NT).....	5 (1990, 1991, 1992, 1994, 1995)
Gain, Bob (DT/DE).....	5 (1958, 1959, 1960, 1962, 1963)	Plum, Milt (QB).....	2 (1961, 1962)
Gatski, Frank (C).....	1 (1957)	Pontbriand, Ryan (LS).....	2 (2008, 2009)
Gibron, Abe (G).....	4 (1953, 1954, 1955, 1956)	Pruitt, Greg (KR-RB).....	4 (1974, 1975, 1977, 1978)
Gillom, Horace (E/WR).....	1 (1953)	Pruitt, Mike (RB).....	2 (1980, 1981)
Gipson, Tashaun (S).....	1 (2015)	Renfro, Ray (HB).....	3 (1954, 1958, 1961)
Glass, Bill (DE).....	4 (1963, 1964, 1965, 1968)	Risien, Cody (T).....	2 (1987, 1988)
Golic, Bob (NT).....	3 (1986, 1987, 1988)	Rogers, Shaun (DT).....	1 (2009)
Gordon, Josh (WR).....	1 (2014)	Ryan, Frank (QB).....	3 (1965, 1966, 1967)
Graham, Otto (QB).....	5 (1951, 1952, 1953, 1954, 1955)	Schaffrath, Dick (T).....	6 (1964, 1965, 1966, 1967, 1968, 1969)
Green, Ernie (FB).....	2 (1967, 1968)	Scott, Clarence (CB).....	1 (1974)
Gregory, Jack (DE).....	1 (1970)	Sherk, Jerry (DT).....	4 (1974, 1975, 1976, 1977)
Groza, Lou (T).....	9 (1951-56, 1958-60)	Sipe, Brian (QB).....	1 (1981)
Haden, Joe (CB).....	2 (2014, 2015)	Slaughter, Webster (WR).....	1 (1990)
Hickerson, Gene (G).....	6 (1966, 1967, 1968, 1969, 1970, 1971)	Smith, Jim Ray (G).....	5 (1959, 1960, 1961, 1962, 1963)
Hoaglin, Fred (C).....	1 (1970)	Speedie, Mac (E/WR).....	2 (1951, 1953)
Hoard, Leroy (FB).....	1 (1995)	Thomas, Joe (T).....	10 (2008-17)
Houston, Jim (LB).....	4 (1965, 1966, 1970, 1971)	Turner, Eric (S).....	1 (1995)
Humble, Weldon (G).....	1 (1951)	Ward, T.J. (S).....	1 (2014)
Hunter, Art (C).....	1 (1960)	Warfield, Paul (WR).....	3 (1965, 1969, 1970)
Jagade, Harry (FB).....	2 (1954, 1955)	Whitner, Donte (S).....	1 (2015)
James, Tommy (HB).....	1 (1954)	Wiggin, Paul (DE).....	2 (1966, 1968)
Johnson, Mike (LB).....	2 (1990, 1991)	Willis, Bill (G).....	3 (1951, 1952, 1953)
Johnson, Pepper (LB).....	1 (1995)	Winslow, Kellen (TE).....	1 (2008)
Johnson, Walter (DT).....	3 (1968, 1969, 1970)	Wooten, John (G).....	2 (1966, 1967)
Jones, Dub (HB).....	2 (1952, 1953)		

(Year indicates the year in which Pro Bowl game was played.)

MOST PRO BOWL SELECTIONS

The Browns have had 98 individuals selected to the Pro Bowl with 56 players earning the honor multiple times. Joe Thomas has the most Pro Bowl selections among Browns players with 10, surpassing Pro Football Hall of Famers Jim Brown (nine) and Lou Groza (nine).

BROWNS MOST PRO BOWL SELECTIONS

	Player	Pos.	Years*	Total
1.	Joe Thomas	T	2008-17	10
2.	Jim Brown*	RB	1958-66	9
	Lou Groza*	T	1951-56, 1958-60	9
4.	Leroy Kelly*	RB	1967-72	6
	Gene Hickerson*	G	1966-71	6
	Dick Schaffrath	T	1964-69	6

*Denotes member of the Pro Football Hall of Fame

#Year indicates the year in which Pro Bowl game was played

Orange denotes current player



TEAM AWARD WINNERS

ED BLOCK COURAGE AWARD

An annual recognition to the athlete who exemplifies the qualities of courage, compassion, commitment and community service, named after Ed Block, the former head athletic trainer of the Baltimore Colts.

1984	WR Willis Adams
1985	DE Carl Hairston
1986	TE Ozzie Newsome
1987	RB Earnest Byner
1988	LB Eddie Johnson
1989	T Cody Risien
1990	RB Kevin Mack
1991	CB Mark Harper
1992	WR Lawyer Tillman
1993	WR Patrick Rowe
1994	LB Carl Banks
1995	DB Bennie Thompson
1999	DE Derrick Alexander
2000	LB Jamir Miller
2001	OG Jeremy McKinney
2002	TE Mark Campbell
2003	DL Courtney Brown
2004	RB Lee Suggs
2005	LB Kenard Lang
2006	K Phil Dawson
2007	DB Gary Baxter
2008	WR Joe Jurevicius
2009	WR Mike Furrey
2010	LB Eric Barton
2011	LB D'Qwell Jackson
2012	P Reggie Hodges
2013	DB T.J. Ward
2014	DL Desmond Bryant
2015	OL Alex Mack
2016	DB Joe Haden

MAURICE BASSETT AWARD

Named in 1985 in honor of RB Maurice Bassett, who played for the Browns from 1954-56, and given to the Browns' most outstanding rookie in training camp as voted by the media.

1985	DT David Morrill
1986	DE Ralph Malone
1987	FB Tim Manoa
1988	DB Brian Washington
1989	DE Andrew Stewart
1990	DE Rob Burnett
1991	WR Michael Jackson
1992	RB Tommy Vardell
1993	C Steve Everitt
1994	DB Antonio Langham
1995	QB Eric Zeier
2001	DB Anthony Henry
2002	LB Kevin Bentley
2003	WR C.J. Jones
2004	QB Luke McCown
2005	QB Charlie Frye
2006	RB Jerome Harrison
2007	DB Eric Wright
2008	LB Alex Hall
2009	RB James Davis
2010	DB T.J. Ward
2011	WR Greg Little
2012	QB Brandon Weeden
2013	LB Barkevious Mingo
2014	LB Christian Kirksey
2015	DL Danny Shelton
2016	DL Carl Nassib

ART ROONEY SPORTSMANSHIP AWARD

An annual honor started in 2014 for players who exemplify outstanding sportsmanship on the field. The award was created in honor of the late Art Rooney, Sr.

2014	DB Joe Haden
2015	QB Josh McCown
2016	OL Joe Thomas

WALTER PAYTON MAN OF THE YEAR AWARD

Named in 1999 after Walter Payton, this honor recognizes a player's off-the-field community service as well as his playing excellence.

1999	OG Jim Pyne
2000	LB Jamir Miller
2001	LB Wali Rainer
2002	RB Jamel White
2003	QB Kelly Holcomb
2004	DE Kenard Lang
2005	QB Trent Dilfer
2006	QB Charlie Frye
2007	WR Braylon Edwards
2008	K Phil Dawson
2009	WR Mike Furrey*
2010	OL Joe Thomas
2011	WR Joshua Cribbs
2012	OL Joe Thomas*
2013	LB Jabaal Sheard
2014	LB Craig Robertson
2015	TE Gary Barnidge
2016	OL Joe Thomas

*Denotes NFL Finalist

SALUTE TO SERVICE AWARD

An annual honor started in 2013 for coaches, active and retired players, and team executives and personnel who best demonstrate support for the military community.

2013	LB D'Qwell Jackson
2014	OL Alex Mack
2015	OL Alex Mack
2016	OL Joe Thomas

PRO FOOTBALL WRITERS OF AMERICA DINO LUCARELLI "GOOD GUY AWARD"

Given annually to the player to reward him for his cooperation with the media and for the way a player carries himself in the community and with his teammates.

2001	QB Tim Couch
2002	DB Corey Fuller
2003	OL Shaun O'Hara
2004	DB Daylon McCutcheon
2005	C Jeff Faine
2006	DB Brian Russell
2007	K Phil Dawson
2008	DB Brandon McDonald
2009	LB David Bowens
2010	OL Joe Thomas
2011	DB Mike Adams
2012	LB D'Qwell Jackson
2013	OL Joe Thomas
2014	QB Brian Hoyer
2015	QB Josh McCown
2016	LB Christian Kirksey

PRO FOOTBALL WRITERS OF AMERICA PLAYER OF THE YEAR

2001	LB Jamir Miller
2002	RB William Green
2003	LB Andra Davis
2004	SS Robert Griffith
2005	RB Reuben Droughns
2006	LB Kamerion Wimbley
2007	QB Derek Anderson
2008	DL Shaun Rogers
2009	WR Joshua Cribbs
2010	RB Peyton Hillis
2011	LB D'Qwell Jackson
2012	K Phil Dawson
2013	WR Josh Gordon
2014	OL Joe Thomas
2015	TE Gary Barnidge
2016	OL Joe Thomas

STAFF

PLAYERS

2017 SEASON

HISTORY

RECORDS

GAME DAY



ALL-TIME ROSTER

STAFF

PLAYERS

2017 SEASON

HISTORY

RECORDS

GAME DAY

A

Abdullah, Hamza (DB) Washington State	#2008
Abdullah, Rahim (LB) Clemson.....	1999-00
Abdul-Jabbar, Karim (RB) UCLA.....	1999
Abrams, Bobby (LB) Michigan.....	1992
Acho, Emmanuel (LB) Texas.....	#2012
Adamle, Tony (LB) Ohio State.....	1947-51, 1954
Adams, Chet (T) Ohio University.....	1946-48
Adams, Keith (LB) Clemson.....	2007
Adams, Mike (DB) Delaware.....	2007-11
Adams, Pete (G) Southern California.....	1974, 1976
Adams, Stefon (DB) Auburn.....	1990
Adams, Titus (DL) Nebraska.....	#2009, 2010
Adams, Vashone (DB) Eastern Michigan.....	1995
Adams, Willis (WR) Houston.....	1979-85
Agase, Alex (G) Illinois.....	1948-51
Agnew, Ray (FB) Southern Illinois.....	2014
Aiken, Sam (WR) North Carolina.....	2010
Akins, Al (RB) Washington State.....	1946
Akins, Chris (DB) Arkansas Pine-Bluff.....	2001-02
Aldridge, Allen (DE) Prairie View.....	1974
Alexander, Eric (LB) Louisiana State.....	2010
Alexander, Derrick (WR) Michigan.....	1994-95
Alexander, Derrick (DL) Florida State.....	1999
Alexander, Dominique (LB) Oklahoma.....	2016
Alford, Mario (WR) West Virginia.....	2016
Ali, Charles (FB) Arkansas Pine-Bluff.....	2007-08
Allen, Ermal (QB) Kentucky.....	1947
Allen, Greg (RB) Florida State.....	1985
Allen, Jake (WR) Mississippi College.....	2009
Alston, Richard (WR) East Carolina.....	2004
Alzado, Lyle (DE) Yankton.....	1979-81
Ambrose, Dick (LB) Virginia.....	1975-83, #1984
Amstutz, Joe (C) Indiana.....	1957
Anderson, Derek (QB) Oregon State.....	#2005, 2006-09
Anderson, Preston (DB) Rice.....	1974
Anderson, Stuart (LB) Virginia.....	1984
Andrews, Billy (LB) Southeastern Louisiana.....	1967-74
Andruzzi, Joe (OL) South Connecticut State.....	2005-06
Armstrong, Quincy (C) North Texas.....	1954
Arvie, Herman (OL) Grambling.....	1993-95
Askin, John (G) Notre Dame.....	*1987
Athas, Pete (DB) Tennessee.....	1975
Atkins, Doug (DE) Tennessee.....	1953-54
Atkinson III, George (RB) Notre Dame.....	2016
Aubrey, Josh (DB) Stephen F. Austin.....	2013
Austin, Miles (WR) Monmouth.....	2014

B

Baab, Mike (C) Texas.....	1982-87, 1990-91
Bademosi, Johnson (DB) Stanford.....	2012-15
Babich, Bob (LB) Miami (Ohio).....	1973-78
Bahr, Matt (K) Penn State.....	1981-89
Bailey, Alvin (OL) Arkansas.....	2016
Baker, Al (DE) Colorado State.....	1987, 1989-90
Baker, Sam (P-K) Oregon State.....	1960-61
Baker, Edwin (RB) Michigan State.....	2013
Baker, Tony (RB) East Carolina.....	1986, 1988
Baldwin, Keith (DE) Texas A&M.....	1982-85
Baldwin, Randy (RB) Mississippi.....	#1991-94
Bali, Jerry (DT) Southern Methodist.....	1993, 1999
Bandison, Romeo (DL) Oregon.....	#1994-95
Banker, Ted (G) Southeast Mississippi State.....	1989
Banks, Carl (LB) Michigan State.....	1994-95
Banks, Chip (LB) Southern California.....	1982-86
Banks, Fred (WR) Liberty.....	1985
Banks, Robert (DE) Notre Dame.....	1989-90
Barclay, Chris (RB) Wake Forest.....	#2006

Barisich, Carl (DT) Princeton.....	1973-75
Barker, Roy (DE) North Carolina.....	1999
Barnes, Erich (DB) Purdue.....	1965-71
Barnes, Rashidi (DB) Colorado.....	2000
Barnett, Harlon (S) Michigan State.....	1990-92
Barnett, Vincent (S) Arkansas State.....	*1987
Barney, Eppie (WR) Iowa State.....	1967-68
Barridge, Gary (TE) Louisville.....	2013-16
Bartel, Richard (QB) Tarleton State.....	#2008
Barton, Eric (LB) Maryland.....	2009-10
Bassett, Maurice (RB) Langston.....	1954-56
Bates, Michael (WR/KR) Arizona.....	1995
Bates, Phil (WR) Ohio.....	#2014
Battle, Jim (DE) Southern University.....	1966
Baugh, Tom (C) Southern Illinois.....	1989
Bavaro, Mark (TE) Notre Dame.....	1992
Baxter, Gary (DB) Baylor.....	2005-06, #2007
Beach, Walter (DB) Central Michigan.....	1963-66
Beamon, Autry (DB) East Texas State.....	1980-81
Beasley, Chad (OT) Virginia Tech.....	2002-2003
Beauford, Clayton (WR) Auburn.....	*1987
Bedell, Brad (OL) Colorado.....	2000-01
Bedosky, Mike (OL) Missouri.....	#1994
Belk, Rocky (WR) Miami (Fla.).....	1983
Bell, Beau (LB) UNLV.....	2008
Bell, Mike (RB) Arizona.....	2010
Bell, Terry (WR) Indiana State.....	*1987
Benard, Marcus (LB) Jackson State.....	2009-11, #2012
Benjamin, Travis (WR) Miami (Fla.).....	2012-15
Bentley, Kevin (LB) Northwestern.....	2002-2004
Bentley, LeCharles (OL) Ohio State.....	#2006, #2007
Benz, Larry (DB) Northwestern.....	1963-65
Bernstein, Alex (OL) Amherst.....	#1999
Berry, Aaron (DB) Pittsburgh.....	2014
Berry, Latin (DB) Oregon.....	1991-92
Bess, Davone (WR) Hawaii.....	2013
Best, Greg (S) Kansas State.....	1984
Bettridge, Ed (LB) Bowling Green.....	1964
Beutler, Tom (LB) Toledo.....	1970
Bibbs, E.J. (TE) Iowa State.....	2015
Biedermann, Leo (T) California.....	1978
Bishop, Harold (TE) Louisiana State.....	1995
Bitonio, Joel (OL) Nevada.....	2014-16
Black, James (RB) Akron.....	1984
Blandin, Ernie (T) Tulane.....	1946-47
Blaylock, Anthony (DB) Winston-Salem State.....	1988-91
Bloch, Ray (T) Ohio University.....	#1981
Bobo, Orlando (G) Northeast Louisiana.....	1999
Bockwolfdt, Colby (LB) Brigham Young.....	2007
Bodden, Leigh (DB) Duquesne.....	2003-07
Boddy-Calhoun, Breian (DB) Minnesota.....	2016
Boedeker, Bill (RB) No College.....	1947-49
Bogotay, Brandon (K) Georgia.....	#2013
Bolden, Leroy (RB) Michigan State.....	1958-59
Bolden, Rickey (T) Southern Methodist.....	1984-89
Bolton, Ron (DB) Norfolk State.....	1976-82
Bolzan, Scott (T) Northern Illinois.....	#1985
Booth, Issac (DB) California.....	1994-95
Booty, Josh (QB) Louisiana State.....	#2001-03
Borton, John (QB) Ohio State.....	1957
Bosley, Keith (OT) Eastern Kentucky.....	*1987
Bostic, Keith (DB) Michigan.....	1990
Bowe, Dwayne (WR) Louisiana State.....	2015
Bowens, David (LB) Western Illinois.....	2009-10
Bowers, R.J. (FB) Grove City (Pa.).....	2002-03
Bowie, Michael (OL) Northeastern State.....	#2014, #2015
Boyer, Brant (LB) Arizona.....	2001-03
Bradley, Harold (G) Iowa.....	1954-56



Bradley, Henry (DT) Alcorn State.....	1979-82
Brady, Donny (DB) Wisconsin.....	1995
Braggs, Stephen (DB) Texas.....	1987-91
Brandon, David (LB) Memphis State.....	1991-93
Brannon, Robert (DE) Arkansas.....	*1987
Braziel, Larry (CB) Southern California.....	1982-85
Brennan, Brian (WR) Boston College.....	1984-91
Brewer, Johnny (TE-LB) Mississippi.....	1961-67
Brewster, Darrel (WR) Purdue.....	1952-58
Briggs, Bob (DE) Heidelberg.....	1971-73
Brinkman, Charles (WR) Louisville.....	1972
Brohm, Jeff (QB) Louisville.....	#2000
Brooks, Clifford (DB) Tennessee State.....	1972-74
Brooks, James (RB) Auburn.....	1992
Brown, Bobby (WR) Notre Dame.....	2000
Brown, Courtney (DE) Penn State.....	2000-04
Brown, Dean (DB) Fort Valley State.....	1969
Brown, Dee (RB) Syracuse.....	2004
Brown, Eddie (DB) Tennessee.....	1974-75
Brown, James (OL) Virginia State.....	2000
Brown, Jim (RB) Syracuse.....	1957-65
Brown, John (T) Syracuse.....	1962-66
Brown, Ken (RB) No College.....	1970-75
Brown, Lomas (T) Florida.....	1999
Brown, Orlando (T) South Carolina State.....	1994-95, 1999
Brown, Preston (KR) Vanderbilt.....	1984
Brown, Ralph (DB) Nebraska.....	2006
Brown, Richard (LB) San Diego State.....	1991-92
Brown, Sheldon (DB) South Carolina.....	2010-12
Brown, Stan (WR) Purdue.....	1971
Brown, Terry (DB) Oklahoma State.....	1976
Brown, Thomas (RB) Georgia.....	#2009
Brown, Thomas (DE) Baylor.....	1981, 1983
Brown, Titus (LB) Mississippi State.....	2008-11
Bryant, Antonio (WR) Pittsburgh.....	2004-05
Bryant, Armonty (DL) East Central (Okla.).....	2013-15, #2016
Bryant, Desmond (DL) Harvard.....	2013-15, #2016
Buben, Mark (DT) Tufts.....	1982
Buchanan, Charles (DE) Tennessee State.....	1988
Buczkowski, Bob (DL) Pittsburgh.....	1990
Buehler, George (G) Stanford.....	1978-79
Bumgardner, Rex (RB) West Virginia.....	1950-52
Bundra, Mike (DT) Southern California.....	1964
Bundren, Jim (C) Clemson.....	1999-00
Burley, Marcus (DB) Delaware.....	2016
Burnett, Chester (LB) Arizona.....	2000
Burnett, Rob (DE) Syracuse.....	1990-95
Burrell, Clinton (DB) Louisiana State.....	1979-84
Burton, Leonard (OL) South Carolina.....	#1991
Bush, Devin (DB) Florida State.....	2001-02
Butler, Dave (LB) Notre Dame.....	*1987
Butler, Kelly (OT) Purdue.....	2006, #2007
Butler, Rashad (OL) Miami (Fla.).....	2013
Butler, Ray (WR) Southern California.....	#1989
Byner, Earnest (RB) East Carolina.....	1984-88, 1994-95
Byrd, LaRon (WR) Miami.....	2014

C

Caldwell, Mike (LB) Middle Tennessee State.....	1993-95
Caldwell, Trey (DB) Louisiana Monroe.....	2016
Caleb, Jamie (RB) Grambling.....	1960, 1965
Callahan, Joe (QB) Wesley College.....	#2016
Cameron, Jordan (TE) Southern California.....	2011-14
Cameron, Ronnie (DL) Hofstra.....	#2012
Camp, Reggie (DE) California.....	1983-87
Campbell, Ibraheim (DB) Northwestern.....	2015-16
Campbell, Jason (QB) Auburn.....	2013
Campbell, Lang (QB) William & Mary.....	#2006
Campbell, Mark (TE) Michigan.....	1999-02
Campbell, Milt (RB) Indiana.....	1957

Capers, James (LB) Central Michigan.....	*1987
Carder, Tank (LB) Texas Christian.....	2012-16
Carollo, Joe (T) Notre Dame.....	1972-73
Carpenter, Ken (RB) Oregon State.....	1950-53
Carpenter, Lew (RB) Arkansas.....	1957-58
Carpenter, Preston (RB) Arkansas.....	1956-59
Carraway, Stanley (WR) West Texas State.....	*1987
Carreker, Vince (DB) Cincinnati.....	*1987
Carrier, Mark (WR) Nicholls State.....	1993-94
Carter, Alex (DE) Tennessee State.....	*1987
Carter, Dyshod (DB) Kansas State.....	2001, 2004
Carter, Tim (WR) Auburn.....	2007
Carver, Dale (LB) Georgia.....	1983
Cassady, Howard (RB) Ohio State.....	1962
Catlin, Tom (LB) Oklahoma.....	1953-54, 1957-58
Caylor, Lowell (DB) Miami (Ohio).....	1964
Chambers, Kirk (OL) Stanford.....	2004-05
Chanoine, Roger (OL) Temple.....	1999-02
Chapman, Lamar (DB) Kansas State.....	2000-01
Charlton, Clifford (LB) Florida.....	1988-89
Cherokee, George (G) Ohio State.....	1946
Chiaverini, Darrin (WR) Colorado.....	1999-00
Childress, Freddie (T) Arkansas.....	1992
Christensen, Jeff (QB) Eastern Illinois.....	*1987
Cieslak, Brad (TE) Northern Illinois.....	2008
Clancy, Sam (DE) Pittsburgh.....	1985-88
Clark, Monte (T) Southern California.....	1963-69
Clarke, Frank (WR) Colorado.....	1957-59
Clarke, Leon (WR) Southern California.....	1960-62
Clayborn, Raymond (CB) Texas.....	1990-91
Claybrooks, DeVone (DL) East Carolina.....	2001
Claybrooks, Felipe (DL) Georgia Tech.....	2001-03
Clayton, Thomas (RB) Kansas State.....	2010-11
Cline, Ollie (RB) Ohio State.....	1948
Coates, Sherron (LB) Western Kentucky.....	2003-04
Cockroft, Don (K-P) Adams State.....	1968-80
Colclough, Ricardo (DB) Tusculum.....	#2007
Cole, Emerson (RB) Toledo.....	1950-52
Colella, Tom (P-DB) Canisius.....	1946-48
Coleman, Corey (WR) Baylor.....	2016
Coleman, Cosey (OL) Tennessee.....	2005-06
Coleman, Greg (P) Florida A&M.....	1977
Coleman, Kenyon (DL) UCLA.....	2009-10
Coleman, Shon (OL) Auburn.....	2016
Colinet, Stalin (DL) Boston College.....	1999-01
Collins, Gary (WR-P) Maryland.....	1962-71
Collins Sr., Jamie (LB) Southern Mississippi.....	2016
Collins, Javiar (OL) Northwestern.....	#2004
Collins, Jed (TE) Washington State.....	#2008
Collins, Larry (RB) Texas A&I.....	1978
Collins, Ryan (TE) St. Thomas.....	#1999
Collins, Shawn (WR) Northern Arizona.....	1992
Colman, Doug (LB) Nebraska.....	2000
Colo, Don (T) Brown.....	1953-58
Colquitt, Britton (P) Tennessee.....	2016
Conjar, Larry (RB) Notre Dame.....	1967
Connolly, Ted (G) Tulsa.....	1963
Conover, Frank (DL) Syracuse.....	1991
Contz, Bill (T) Penn State.....	1983-86
Conway, Brett (K) Penn State.....	2003
Cook, Dameron (OL) Bethune-Cookman.....	2004
Cooks, Johnie (LB) Mississippi State.....	1991
Coons, Travis (K) Washington.....	2015
Cooper, Jonathan (OL) North Carolina.....	2016
Cooper, Josh (WR) Oklahoma State.....	2012-13
Cooper, Scott (DE) Kearney State.....	*1987
Cooper, Xavier (DL) Washington State.....	2015-16
Copeland, Jim (G) Virginia.....	1967-74
Coppage, Alton (DE) Oklahoma.....	1946

STATE

PLAYERS

2017 SEASON

HISTORY

RECORDS

GAME DAY



STAFF

Cornell, Bo (RB) Washington.....	1971-72
Costanzo, Blake (LB) Lafayette.....	2009-10
Costello, Vince (LB) Ohio University.....	1957-66
Cotton, Fest (DT) Dayton.....	1972
Cotton, Marcus (LB) Southern California.....	1990
Couch, Tim (QB) Kentucky.....	1999-03
Cousin, Terry (DB) South Carolina.....	2008
Cousineau, Tom (LB) Ohio State.....	1982-85
Cousins, Oniel (OL) UTEP.....	2011-13
Cowan, Bob (RB) Indiana.....	1947-48
Cowher, Bill (LB) North Carolina State.....	1980-82
Cox, Arthur (TE) Texas South.....	1991
Cox, Steve (P-K) Arkansas.....	1981-84
Craig, Neal (DB) Fisk.....	1975-76
Craig, Reggie (WR) Arkansas.....	1977
Craven, Bill (DB) Harvard.....	1976
Crawford, Mike (RB) Arizona State.....	*1987
Crawford, Tim (LB) Texas Tech.....	*1987
Crespino, Bob (WR) Mississippi.....	1961-63
Crews, Ron (DE) Nevada-Las Vegas.....	1980
Cribbs, Joshua (WR) Kent State.....	2005-12
Crocker, Chris (DB) Marshall.....	2003-05
Crosby, Cleveland (DE) Arizona.....	#1980
Crowell, Isaiah (RB) Alabama State.....	2014-16
Cundiff, Billy (K) Drake.....	2009, 2013-14
Cureton, Will (QB) East Texas State.....	1975
Cvercko, Andy (G) Northwestern.....	1963

D

Dahl, Bob (OL) Notre Dame.....	1992-95
Daniell, Jim (C) Ohio State.....	1946
Daniels, Travis (DB) Louisiana State.....	2008
Danielson, Gary (QB) Purdue.....	1985, 1987-88
Dansby, Karlos (LB) Auburn.....	2014-15
Darden, Thom (DB) Michigan.....	1972-74, 1976-81
Darrow, Barry (T) Montana.....	1974-78
Davis, Andra (LB) Florida.....	2002-08
Davis, Andre' (WR) Virginia Tech.....	2002-04
Davis, Austin (QB) Southern Mississippi.....	2015
Davis, Ben (DB) Defiance.....	1967-68, 1970-73
Davis, Bruce (WR) Baylor.....	1984
Davis, Demario (LB) Arkansas State.....	2016
Davis, Dick (RB) Nebraska.....	1969
Davis, Gary (RB) Cal Poly-SLO.....	#1981
Davis, Hall (DL) Louisiana-Lafayette.....	2012
Davis, James (RB) Clemson.....	2009-10
Davis, Johnny (RB) Alabama.....	1982-86, *1987
Davis, Michael (CB) Cincinnati.....	1995
Davis, Oliver (DB) Tennessee State.....	1977-80
Davis, Willie (DE) Grambling.....	1958-59
Davis, Zola (WR) South Carolina.....	1999
Dawson, Doug (G) Texas.....	1994
Dawson, JaJuan (WR) Tulane.....	2000-01
Dawson, Len (QB) Purdue.....	1960-61
Dawson, Phil (K) Texas.....	1999-2012
Dearth, James (TE) Tarleton State.....	1999
DeLamielleure, Joe (G) Michigan State.....	1980-84
DeLeone, Tom (C) Ohio State.....	1974-84
DeLeone, Tony (P) Kent State.....	*1987
Delhomme, Jake (QB) Louisiana-Lafayette.....	2010
Dellerba, Spiro (RB) Ohio State.....	1947
DeMar, Enoch (OL) Indiana.....	2003-04
DeMarco, Bob (C) Dayton.....	1972-74
Demarie, John (G-T) Louisiana State.....	1967-75
Denman, Anthony (LB) Notre Dame.....	2001
Dennis, Al (G) Grambling.....	1976-77
Dennison, Doug (RB) Kutztown State.....	1979
Denton, Bob (DT) College of the Pacific.....	1960
Deschaine, Dick (DE) No College.....	1958

Desir, Pierre (DB) Lindenwood.....	2014-15
Detmer, Ty (QB) Brigham Young.....	1999
DeValve, Seth (TE) Princeton.....	2016
Devlin, Pat (QB) Delaware.....	#2015
Devries, Jed (OL) Utah State.....	1995
Devrow, Billy (DB) Southern Mississippi.....	1967
Dewar, Jim (RB) Indiana.....	1947
Dickey, Curtis (RB) Texas A&M.....	1985-86
Dieken, Doug (T) Illinois.....	1971-84
Diles, Zac (LB) Kansas State.....	2014
Dilfer, Trent (QB) Fresno State.....	2005
DiManche, Jayson (LB) Southern Illinois.....	2015
Dimler, Rich (DT) Southern California.....	1979
Dinkins, Darnell (TE) Pittsburgh.....	2006-08
Dixon, Gerald (LB) South Carolina.....	1993-95
Dixon, Hanford (CB) Southern Mississippi.....	1981-89
Dockery James (DB) Oregon State.....	2011
Donaldson, Gene (G) Kentucky.....	1953
Dorsey, Ken (QB) Miami (Fla.).....	2006, #2007, 2008
Dorsey, Nat (OL) Georgia Tech.....	2005-07
Douglas, Derrick (RB) Louisiana Tech.....	1991
Drango, Spencer (OL) Baylor.....	2016
Draghun, Shaun (RB) North Carolina.....	2014-15
Dray, Jim (TE) Stanford.....	2014-15
Dressel, Chris (TE) Stanford.....	#1988
Driver, Stacey (RB) Clemson.....	*1987
Droughns, Reuben (RB) Oregon.....	2005-06
Dudley, Brian (S) Bethune Cookman.....	*1987
Dudley, Rickey (TE) Ohio State.....	2001
Duff, Bill (DL) Tennessee.....	1999
Dumont, Jim (LB) Rutgers.....	1984
Dunbar, Jubilee (WR) Southern.....	1974
Duncan, Brian (RB) Southern Methodist.....	1976-77
Duncan, Ron (TE) Wittenberg.....	1967
Dunn, Damon (WR) Stanford.....	1999-00
Dunn, David (WR) Fresno State.....	1999
Dutton, Ryan (P), Minnesota State-Mankato.....	#2004

E

Eason, Nick (DL) Clemson.....	2004-06
East, Ron (DE) Montana State.....	1975
Eaton, Chad (DL) Washington State.....	#1995
Echemandu, Adimchinobe (RB) California.....	2004
Echols, Donnie (TE) Oklahoma State.....	*1987
Edwards, Armanti (WR) Appalachian State.....	2013
Edwards, Brayton (WR) Michigan.....	2005-09
Edwards, Earl (DT) Wichita State.....	1976-78
Edwards, Marc (FB) Notre Dame.....	1999-00
Ekpre-Olomu, Ifo (DB) Oregon.....	#2015
Ekuban, Ebenezer (DE) North Carolina.....	2004
Elam, Abram (DB) Kent State.....	2009-10
Elkins, Mike (QB) Wake Forest.....	#1991
Ellis, Ken (DB) Southern.....	1977
Ellis, Ray (S) Ohio State.....	1986-87
Ellsworth, Percy (DB) Virginia.....	2000-01
Elston, Trae (DB) Mississippi.....	#2016
Emanuel, Ben (S) UCLA.....	#2006
Engel, Steve (RB) Colorado.....	1970
English, Auston (LB) Oklahoma.....	2011, #2012
Ernster, Paul (P) Northern Arizona.....	2007
Erving, Cameron (OL) Florida State.....	2015-16
Estandia, Greg (TE) UNLV.....	2009-10
Eslinger, Greg (OL) Minnesota.....	#2007
Ethridge, Ray (WR) Pasadena City.....	#1995
Eubanks, Darius (LB) Georgia Southern.....	2013, #2014
Evans, Fred (RB) Notre Dame.....	1946
Evans, Johnny (QB-P) North Carolina State.....	1978-80
Everett, Major (RB) Mississippi College.....	1986, *1987
Everitt, Steve (C) Michigan.....	1993-95

PLAYERS

2017 SEASON

HISTORY

RECORDS

GAME DAY



F	
Fabiano, Anthony (OL) Harvard.....	2016
Faine, Jeff (C) Notre Dame.....	2003-05
Fair, Carl (RB) Alabama-Birmingham.....	2001
Fairchild, Greg (G) Tulsa.....	1978
Farren, Paul (T) Boston University.....	1983-91
Fua, Sione (DL) Stanford.....	2014
Faulk, Chris (OL) Louisiana State.....	#2014
Feacher, Ricky (WR) Mississippi Valley.....	1976-84
Fekete, Gene (RB) Ohio State.....	1946
Ferguson, Charley (DE) Tennessee A&I.....	1961
Ferguson, Vagas (RB) Notre Dame.....	1983
Fichtner, Ross (DB) Purdue.....	1960-67
Figaro, Cedric (LB) Notre Dame.....	1991-92
Figurs, Yamon (WR) Kansas State.....	2010
Fike, Dan (G) Florida.....	1985-92
Fisk, Jason (DL) Stanford.....	2005
Fiss, Galen (LB) Kansas.....	1956-66
Fleming, Don (DB) Florida.....	1960-62
Flick, Tom (QB) Washington.....	1984
Flint, Judson (DB) Memphis State.....	1980-82
Florence, Anthony (DB) Bethune Cookman.....	1991
Floyd, Chris (FB) Michigan.....	2000
Floyd, Marquis (DB) West Georgia.....	#2009
Foggie, Fred (DB) Minnesota.....	1992
Fontenot, Herman (RB) Louisiana State.....	1985-88
Fontenot, Therrian (DB) Fresno State.....	2006
Footman, Dan (DE) Florida State.....	1993-95
Forbes, Marlon (S) Penn State.....	1999
Ford, Henry (RB) Pittsburgh.....	1955
Ford, Len (DE) Michigan.....	1950-57
Fort, L.J. (LB) Northern Iowa.....	2012
Foester, Herschel (G) Southern Methodist.....	1954-57
Fortune, Elliott (DL) Georgia Tech.....	#1995
Fowler, Melvin (C) Maryland.....	2002-04
Fragel, Reid (OL) Ohio State.....	#2013
Fraley, Hank (C) Robert Morris.....	2006-09
Francies, Coye (DB) San Jose State.....	2009-10
Francis, Jeff (QB) Tennessee.....	1990, #1992
Franco, Brian (K) Penn State.....	*1987
Franklin, Bobby (DB) Mississippi.....	1960-66
Franks, Elvis (DE) Morgan State.....	1980-84
Franz, Todd (DB) Tulsa.....	2000
Fraser, Simon (DL) Ohio State.....	2005-07
Frederick, Andy (T) New Mexico.....	1982
Frederick, Mike (DE) Virginia.....	1995
Freeman, Bob (QB) Auburn.....	1957-58
Friedman, Lennie (OL) Duke.....	2006-08
Frost, Derrick (P) Northern Iowa.....	2003-04
Frost, Scott (DB) Nebraska.....	2001
Frye, Charlie (QB) Akron.....	2005-07
Fujita, Scott (LB) California.....	2010-12
Fuller, Corey (DB) Florida State.....	1999-02
Fullwood, Brent (RB) Auburn.....	1990
Fulton, Dan (WR) Nebraska-Omaha.....	1981-82
Furman, John (QB) Texas-El Paso.....	1962
Furrey, Mike (WR) Iowa.....	2009
G	
Gabriel, Taylor (WR) Abilene Christian.....	2014-15
Gain, Bob (DT) Kentucky.....	1952, 1954-64
Gainer, Derrick (RB) Florida A&M.....	1990
Gaines, Charles (DB) Louisville.....	2015
Gaines, Michael (TE) Central Florida.....	2009
Galbraith, Scott (TE) UCLA.....	1990-92
Garay, Antonio (DL) Boston College.....	2003
Garcia, Jeff (QB) San Jose State.....	2004
Garcia, Jim (DE) Purdue.....	1965
Gardner, Barry (LB) Northwestern.....	2003-04
Gardocki, Chris (P) Clemson.....	1999-2003

Garlington, John (LB) Louisiana State.....	1968-77
Garmon, Kelvin (OL) Baylor.....	2004
Gartner, Chris (K) Indiana.....	1974
Gash, Thane (S) East Tennessee State.....	1988-90
Gatski, Frank (C) Marshall.....	1946-56
Gaudio, Bob (G) Ohio State.....	1947-49, 1951
Gault, Don (QB) Hofstra.....	1970
Gautt, Prentice (RB) Oklahoma.....	1960
Gay, Benjamin (RB) Garden City C.C.....	2001
George, Tim (WR) Carson-Newman.....	1974
German, Jammie (WR) Miami (Fla.).....	2001
Gibron, Abe (G) Purdue.....	1950-56
Gibson, Damon (WR) Iowa.....	1999
Gibson, Tom (DE) Northern Arizona.....	1989-90
Gilbert, Justin (DB) Oklahoma State.....	2014-15
Gilkey, Garrett (OL) Chadron State.....	2013
Gillom, Horace (P-WR) Nevada.....	1947-56
Gilmore, Corey (RB) San Diego State.....	*1987
Gipson, Tashaun (DB) Wyoming.....	2012-15
Glass, Bill (DE) Baylor.....	1962-68
Glass, Chip (TE) Florida State.....	1969-73
Goad, Tim (DT) North Carolina.....	1995
Gocong, Chris (LB) Cal-Poly SLO.....	2010-11, #2012
Goebel, Brad (QB) Baylor.....	1992-94
Goins, Robert (S) Grambling.....	*1987
Golic, Bob (DT) Notre Dame.....	1982-88
Gonzalez, Joaquin (OT) Miami (Fla.).....	2002-04
Goode, Don (LB) Kansas.....	1980-81
Goosby, Tom (LB) Baldwin-Wallace.....	1963
Gordon, Amon (DL) Stanford.....	2004
Gordon, Josh (WR) Baylor.....	2012-14, #2015, #2016
Gorgal, Ken (DB) Purdue.....	1950, 1953-54
Goss, Don (DT) Southern Methodist.....	1956
Gossett, Jeff (P) Eastern Illinois.....	1983, 1985-87
Gradkowski, Bruce (QB) Toledo.....	2008
Graf, Dave (LB) Penn State.....	1975-79
Graham, Otto (QB) Northwestern.....	1946-55
Grant, Orantes (LB) Georgia.....	2003
Grant, Wes (DE) UCLA.....	1972
Gray, MarQueis (TE) Minnesota.....	2013
Graybill, Mike (OL) Boston University.....	1989
Grayson, David (LB) Fresno State.....	*1987-90
Graziani, Tony (QB) Oregon.....	#2000
Greco, John (OL) Toledo.....	2011-16
Green, Boyce (RB) Carson-Newman.....	1983-85
Green, David (RB) Edinboro State.....	1982
Green, Ernie (RB) Louisville.....	1962-68
Green, Ron (WR) North Dakota.....	1967-68
Green, Van (DB) Shaw.....	1973-76
Green, William (RB) Boston College.....	2002-05
Greenwood, Don (RB) Illinois.....	1946-47
Greer, Terry (WR) Alabama State.....	1986
Gregory, Damian (DT) Illinois State.....	2002
Gregory, Jack (DE) Delta State.....	1967-71, 1979
Griffin, Don (CB) Middle Tennessee State.....	1994-95
Griffin, Kris (LB) Indiana (Pa.).....	2007-08
Griffin III, Robert (QB) Baylor.....	2016
Griffing, Glynn (QB) Mississippi.....	1964
Griffith, Robert (S) San Diego State.....	2002-04
Grigg, Forrest (DT) Tulsa.....	1948-51
Griggs, Anthony (LB) Ohio State.....	1986-88
Gronkowski, Dan (TE) Maryland.....	2011
Gross, Al (S) Arizona.....	1983-87
Groves, George (G) Marquette.....	1946
Groves, Quentin (LB) Auburn.....	2013
Groza, Lou (T-K) Ohio State.....	1946-59, 1961-67
Gruber, Bob (OT) Pittsburgh.....	1986
Guilbeau, Rusty (LB) McNeese State.....	1987
Gurley, Tori (WR) South Carolina.....	2013

STATE

PLAYERS

2017 SEASON

HISTORY

RECORDS

GAME DAY



H		
Haden, Joe (DB) Florida	2010-16	
Hadnot, Rex (OL) Houston	2008-09	
Hagg, Eric (DB) Nebraska	2011-12	
Haggerty, Johnathan (WR) SW Oklahoma State	2010	
Hairston, Carl (DE) Maryland-Eastern Shore	1984-89	
Hairston, Stacey (DB) Ohio Northern	1993-94	
Haley, Darryl (OL) Utah	*1987-88	
Hall, Alex (LB) St. Augustine's	2008-09	
Hall, Charlie (LB) Houston	1971-80	
Hall, Dana (S) Washington	1995	
Hall, Dino (KR-RB) Glassboro State	1979-83	
Hall, Rannell (WR) Central Florida	2015, #2016	
Haller, Alan (DB) Michigan State	1992	
Ham, Derrick (DL) Miami (Fla.)	2001	
Hambrick, Darren (LB) South Carolina	2002	
Hamilton, Bobby (DE) Southern Mississippi	2007	
Hamilton, Justin (DB) Virginia Tech	2006	
Hamilton, Michael (LB) North Carolina A&T	2000	
Hamlett, Connor (TE) Oregon State	2016	
Hanie, Caleb (QB) Colorado State	#2013	
Hannemann, Cliff (LB) Fresno State	*1987	
Hansen, Brian (P) Sioux Falls	1991-93	
Hanulak, Chet (RB) Maryland	1954, 1957	
Hardesty, Montario (RB) Tennessee	#2010, 2011-12, #2013	
Harper, Mark (CB) Alcorn State	1986-90	
Harraway, Charley (RB) San Jose State	1966-68	
Harrington, John (DE) Marquette	1946	
Harris, Duriel (WR) New Mexico State	1984	
Harris, Jon (DE) Virginia	#1999	
Harris, Josh (QB) Bowling Green	#2004	
Harris, Marshall (DE) Texas Christian	1980-82	
Harris, Odie (DB) Sam Houston State	1991-92	
Harris, Orient (DL) Miami (Fla.)	2006	
Harrison, Arnold (LB) Georgia	2009	
Harrison, Jerome (RB) Washington State	2006-10	
Hartley, Frank (TE) Illinois	1994-95	
Hartley, Garrett (K) Oklahoma	2014	
Hartline, Brian (WR) Ohio State	2015	
Hawkins, Andrew (WR) Toledo	2014-16	
Hawkins, Ben (WR) Arizona State	1974	
Hawkins, Mike (DB) Oklahoma	2006	
Haye, Jovan (DL) Vanderbilt	#2006	
Hazel, Paul (LB) Western Michigan	2013	
Heiden, Steve (TE) South Dakota State	2002-09	
Heinrich, Keith (TE) Sam Houston State	2003-04	
Helluin, Jerry (DT) Tulane	1952-53	
Henry, Anthony (DB) South Florida	2001-04	
Herring, Hal (LB) Auburn	1950-52	
Hickerson, Gene (G) Mississippi	1958-60, 1962-73	
Hicks, Artis (OL) Memphis	2011	
Higgins, Rashard (WR) Colorado State	2016	
Hilgenberg, Jay (C) Iowa	1992	
Hill, Calvin (RB) Yale	1978-81	
Hill, Jim (DB) Texas A&M	1975	
Hill, Madre (RB) Arkansas	1999	
Hill, Travis (LB) Nebraska	1994-95	
Hill, Will (S) Bishop College	1988	
Hillary, Darius (QB) Wisconsin	#2016	
Hilliard, Randy (CB) Louisiana State	1990-93	
Hillis, Peyton (RB) Arkansas	2010-11	
Hoaglin, Fred (C) Pittsburgh	1966-72	
Hoard, Leroy (RB) Michigan	1990-95	
Hodges, Reggie (P) Ball State	2009-10, #2011, 2012	
Hogan, Kevin (QB) Stanford	2016	
Hoggard, D.D. (CB) North Carolina State	1985-87	
Holcomb, Kelly (QB) Middle Tennessee State	2001-04	
Holden, Steve (WR) Arizona State	1973-76	
Holdman, Warrick (LB) Texas A&M	2003	
Holland, Darius (DT) Colorado	1999-00	

Holland, Jamie (WR) Ohio State	1992
Holloway, Glen (G) North Texas State	1974
Holly, Daven (DB) Cincinnati	2006-08
Holmes, Earl (LB) Florida A&M	2002
Holmes, Tyrone (DL) Montana	2016
Holohan, Pete (TE) Notre Dame	1992
Holt, Harry (TE) Arizona	1983-86
Hooker, Fair (WR) Arizona State	1969-74
Hoover, Houston (G) Jackson State	2008
Hopkins, Thomas (T) Alabama A&M	1983
Horn, Alvin (DB) Nevada-Las Vegas	*1987
Horn, Don (QB) San Diego State	1973
Horvath, Les (RB) Ohio State	1949
Housler, Rob (TE) Florida Atlantic	2015
Houston, Jim (DE-LB) Ohio State	1960-72
Houston, Lin (G) Ohio State	1946-53
Howard, Sherman (RB) Nevada	1952-53
Howard, Tracy (DB) Miami (Fla.)	2016
Howell, Mike (DB) Grambling	1965-72
Howen, Bill (WR) Rice	1959
Hoyle, Brian (QB) Michigan State	2013-14
Hubbard, Paul (WR) Wisconsin	#2008
Hughes III, John (DL) Cincinnati	2012-16
Hughlett, Charley (LS) Central Florida	#2014, 2015-16
Humble, Weldon (LB) Rice	1947-50
Hunt, Bob (RB) Heidelberg	1974
Hunter, Art (C) Notre Dame	1956-59
Hunter, Earnest (RB) Southeast Oklahoma State	1995
Hunter, Pete (DB) Virginia Union	2005
Hutchinson, Tom (WR) Kentucky	1963-65
Hutchinson, Chuck (G) Ohio State	1973-75
Huther, Bruce (LB) New Hampshire	1981
Hybl, Nate (QB) Oklahoma	2003
Hyder, Gaylon (OL) Texas Christian	2001
Hynoski, Henry (RB) Temple	1975

I		
Ikard, Gabe (OL) Oklahoma	#2015, #2016	
Ilgenfritz, Mark (DE) Vanderbilt	1974	
Ingram, Darryl (TE) California	1991	
Irons, Gerald (LB) Maryland-Eastern Shore	1976-79	
Irons, Paul (TE) Florida State	2005	
Isaia, Sale (OL) UCLA	#1995	
Isbell, Joe Bob (G) Houston	1966	
Israel, Ron (DB) Notre Dame	2003	
Ivey, Travis (DL) Maryland	2010	

J		
Jackson, Alfred (DB) San Diego State	1991-92	
Jackson, Bill (S) North Carolina	1982	
Jackson, Brandon (RB) Nebraska	#2011, 2012	
Jackson, Corey (DL) Nevada	2003-04	
Jackson, D'Qwell (LB) Maryland	2006-09, #2010, 2011-13	
Jackson, Darius (RB) Eastern Michigan	#2016	
Jackson, Eric (CB) Memphis State	*1987	
Jackson, Frisman (WR) Western Illinois	2002-05	
Jackson, James (RB) Miami (Fla.)	2001-04	
Jackson, Lenzie (WR) Arizona State	2000	
Jackson, Michael (WR) Southern Mississippi	1991-95	
Jackson, Raymond (DB) Colorado State	1999-01	
Jackson, Rich (DE) Southern	1972	
Jackson, Robert E. (G) Duke	1975-85	
Jackson, Robert L. (LB) Texas A&M	1978-81	
Jacobs, Benjamin (LB) Fresno State	2011	
Jacobs, Dave (K) Syracuse	1981	
Jacobs, Tim (CB) Delaware	1993-95	
Jaeger, Jeff (K) Washington	1987	
Jagade, Harry (RB) Indiana	1951-53	
James, Lynn (WR) Arizona State	1991	
James, Nathaniel (DB) Florida A&M	1968	
James, Tommy (DB) Ohio State	1948-55	



James, Michael (S) Texas A&M.....	2002-04
Jefferson, Ben (T) Maryland.....	1990
Jefferson, John (WR) Arizona State.....	1985
Jenkins, Al (G) Tulsa.....	1969-70
Jennings, Chris (RB) Arizona.....	2009
Jennings, Darius (WR) Virginia.....	2015
Jennings, Brandon (DB) Texas A&M.....	#2001
Johnson, Bill (DL) Michigan State.....	1992-94
Johnson, Cam (LB) Virginia.....	2015-16
Johnson, Charles (WR) Grand Valley State.....	#2013
Johnson, Doug (QB) Florida.....	#2005
Johnson Jr., Duke (RB) Miami (Fla.).....	2015-16
Johnson, Eddie (LB) Louisville.....	1981-90
Johnson, James-Michael (LB) Nevada.....	2012
Johnson, Josh (QB) San Diego.....	2012
Johnson, Kaleb (OL) Rutgers.....	#2015
Johnson, Kevin (WR) Syracuse.....	1999-03
Johnson, Lawrence (DB) Wisconsin.....	1979-84
Johnson, Lee (P) Brigham Young.....	1987-88
Johnson, Malcolm (FB) Mississippi State.....	2015-16
Johnson, Mark (LB) Missouri.....	1977
Johnson, Mike (LB) Virginia Tech.....	1986-93
Johnson, Mitch (T) UCLA.....	1971
Johnson, Pepper (LB) Ohio State.....	1993-95
Johnson, Ron (RB) Michigan.....	1969
Johnson, Tre' (OL) Temple.....	2001
Johnson, Walter (DT) California State (Los Angeles).....	1965-76
Joines, Vernon (WR) Maryland.....	1989-90
Jones, Bobby (WR) No College.....	1983
Jones, Dave (WR) Kansas State.....	1969-71
Jones, Don (DB) Arkansas State.....	2015-16
Jones, Dub (HB/WR) Tulane.....	1948-55
Jones, Edgar (RB) Pittsburgh.....	1946-49
Jones, George (RB) San Diego State.....	1999
Jones, Homer (WR) Texas Southern.....	1970
Jones, James (DL) Northern Iowa.....	1991-94
Jones, Jock (LB) Virginia Tech.....	1990-91
Jones, Joe (DE) Tennessee State.....	1970-71, 1973, 1975-78
Jones, Keith (RB) Nebraska.....	1989
Jones, Kirk (RB) Nevada-Las Vegas.....	*1987
Jones, Lenoy (LB) Texas Christian.....	1999-02
Jones, Marlon (DE) Central State.....	1987-89
Jones, Ricky (LB) Tuskegee.....	1977-79
Jones, Sean (DB) Georgia.....	2005-08
Jones, Selwyn (DB) Colorado State.....	1993, #2016
Jones, Tony (OT) Western Carolina.....	1988-95
Jordan, Henry (DT) Virginia.....	1957-58
Jordan, Homer (QB) Clemson.....	*1987
Junkin, Mike (LB) Duke.....	1987-88
Jurevicius, Joe (WR) Penn State.....	2006-08
Jurkovic, John (DT) Eastern Illinois.....	1999
K	
Kafentzis, Mark (S) Hawaii.....	1982
Kanicki, Jim (DT) Michigan State.....	1963-69
Kapler, Alex (G) Northwestern.....	1946-47
Katolin, Mike (C) San Jose State.....	*1987
Kauric, Jerry (K) Kennedy Collegiate.....	1990
Kellermann, Ernie (DB) Miami (Ohio).....	1966-71
Kelley, Chris (TE) Akron.....	*1987
Kelley, Ethan (DL) Baylor.....	2005-07
Kelly, Leroy (RB) Morgan State.....	1964-73
Kemp, Perry (WR) California (Pa.).....	*1987
Kessler, Cody (QB) Southern California.....	2016
Killings, Cedric (DT) Carson-Newman.....	#2001
Kinard, Billy (DB) Mississippi.....	1956
Kinchen, Brian (TE) Louisiana State.....	1991-95
Kinred, Derrick (DB) Texas Christian.....	2016
King, Andre (WR) Miami (Fla.).....	2001-04
King, Don (T) Kentucky.....	1954

King, Ed (OL) Auburn.....	1991-93
King, Eric (DB) Wake Forest.....	2010
King, Joe (DB) Oklahoma State.....	1991
Kingree, Rick (LB) Tulane.....	1971-72
Kirby, Terry (RB) Virginia.....	1999
Kirk, Randy (LB) San Diego State.....	1991
Kirksey, Christian (LB) Iowa.....	2014-16
Kissell, John (T) Boston College.....	1950-52, 1954-56
Kitchen, Ishmaa'ily (DL) Kent State.....	2012-14
Kolesar, Bob (G) Michigan.....	1946
Konz, Ken (DB) Louisiana State.....	1953-59
Kosar, Bernie (QB) Miami (Fla.).....	1985-93
Kosikowski, Frank (WR) Notre Dame.....	1948
Kovaleski, Mike (LB) Notre Dame.....	*1987
Kramer, Kyle (S) Bowling Green.....	1989
Kretling, Rich (WR) Illinois.....	1959-63
Krerowicz, Mark (G) Ohio State.....	#1985
Kruger, Paul (LB) Utah.....	2013-15
Kuechenberg, Rudy (LB) Indiana.....	1970
Kuehl, Ryan (LS) Virginia.....	1999-02
Kyle, Jason (LB) Arizona State.....	1999

L

Lacy, Bo (OL) Arkansas.....	#2004
Lahr, Warren (DB) Western Reserve.....	1948-59
LaMontagne, Noel (OL) Virginia.....	2000
Landry, George (RB) Lamar.....	*1987
Lane, Gary (QB) Missouri.....	1966-67
Lang, Kenard (DE) Miami (Fla.).....	2002-05
Langham, Antonio (CB) Alabama.....	1994-95, 1999
Langhorne, Reggie (WR) Elizabeth City State.....	1985-91
Lanning, Spencer (P) South Carolina.....	2013-14
Lauter, Steve (S) San Diego State.....	*1987
Lauvao, Shawn (OL) Arizona State.....	2010-13
Lavelli, Dante (WR) Ohio State.....	1946-56
Lawson, Gerard (DB) Oregon State.....	2008-09
Lawrence-Stample, Nile (DL) Florida State.....	#2016
Ledford, Dwayne (OL) East Carolina.....	#2005
Lee, Andy (P) Pittsburgh.....	2015
Lee, Barry (C) Grambling.....	*1987
Lee, Marcus (RB) Syracuse.....	1994
Lefear, Billy (WR) Henderson State.....	1972-75
Lehan, Michael (DB) Minnesota.....	2003-05
Leigh, Charles (RB) No College.....	1968-69
Lemonier, Corey (DB) Auburn.....	2016
Leonard, Louis (DE) Fresno State.....	2007-08
Leonhard, Jim (DB) Wisconsin.....	2014
LeVeck, Jack (LB) Ohio University.....	1975
Lewis, Cliff (QB) Duke.....	1946-51
Lewis, Darryl (TE) Texas-Arlington.....	1984
Lewis, Dion (RB) Pittsburgh.....	#2013
Lewis, Jamal (RB) Tennessee.....	2007-09
Lewis, Leo (PR) Missouri.....	1990
Lewis, Patrick (OL) Texas A&M.....	#2013
Lewis, Stan (DE) Wayne State (Neb.).....	1975
Lewis, Thaddeus (QB) Duke.....	#2011, 2012
Lilja, George (G-T) Michigan.....	1984-86
Linden, Errol (T) Houston.....	1961
Lindsay, Everett (OL) Mississippi.....	2000
Lindsey, Dale (LB) Western Kentucky.....	1965-72
Lingenfeiter, Bob (T) Nebraska.....	1977
Lingmerth, Goran (K) Northern Arizona.....	*1987
Little, Earl (DB) Miami (Fla.).....	1999-04
Little, Greg (WR) North Carolina.....	2011-13
Littleton, Jody (LS) Baylor.....	2005
Lloyd, Dave (LB) Georgia.....	1959-61
Logan, Dave (WR) Colorado.....	1976-83
Logan, Ernie (DL) East Carolina.....	1991-93
London, Tom (DB) North Carolina State.....	1978
Long, Mel (LB) Toledo.....	1972-74



STAFF

PLAYERS

2017 SEASON

HISTORY

RECORDS

GAME DAY

STAFF

Loomis, Ace (RB) LaCrosse State.....	1952
Louis, Ricardo (WR) Auburn.....	2016
Lucci, Mike (LB) Tennessee.....	1962-64
Luck, Terry (QB) Nebraska.....	1977
Lund, Bill (RB) Case Tech.....	1946-47
Lyle, Rick (DE) Missouri.....	1994, #1995
Lyons, Robert (S) Akron.....	1989

M

Maceau, Mel (C) Marquette.....	1946-48
Macerelli, John (G) St. Vincent.....	1956
Mack, Alex (C) California.....	2009-15
Mack, Kevin (RB) Clemson.....	1985-93
Maddox, Nick (RB) Florida State.....	2003
Madison, Anthony (DB) Alabama.....	2009
Madsen, John (TE) Utah.....	2008
Magee, Brandon (LB) Arizona State.....	2013
Maiava, Kaluka (LB) Southern California.....	2009-12
Majors, Bobby (DB) Tennessee.....	1972
Malbrough, Anthony (DB) Texas Tech.....	2000
Malone, Ralph (DE) Georgia Tech.....	1986
Manoa, Tim (FB) Penn State.....	1987-89
Manziel, Johnny (QB) Texas A&M.....	2014-15
Marangi, Gary (QB) Boston College.....	#1977
Marecic, Owen (FB) Stanford.....	2011-12
Marshall, Dave (LB) Eastern Michigan.....	1984
Marshall, Jim (DE) Ohio State.....	1960
Martin, Eric (LB) Nebraska.....	2013-14
Martin, Jamie (QB) Weber State.....	#1999
Martin, Jim (DT) Notre Dame.....	1950
Mason, Larry (RB) Troy State.....	#1987
Massaquoi, Mohamed (WR) Georgia.....	2009-12
Massey, Carlton (DE) Texas.....	1954-56
Matheson, Bob (LB) Duke.....	1967-70
Matthews, Clay (LB) Southern California.....	1978-93
Matua, Fred (OG) Southern California.....	#2006
Maynard, Brad (P) Ball State.....	2011
Mayne, Lewis (RB) Texas.....	1947
Mays, Dave (QB) Texas Southern.....	1976-77
McCade, Mike (WR) Nevada-Las Vegas.....	#1987
McCardell, Keenan (WR) Nevada-Las Vegas.....	1992-95
McClung, Willie (DT) Florida A&M.....	1958-59
McCormack, Hurvin (DL) Indiana.....	1999
McCormack, Mike (T) Kansas.....	1954-62
McCown, Josh (QB) Sam Houston State.....	2015-16
McCown, Luke (QB) Louisiana Tech.....	2004
McCoy, Colt (QB) Texas.....	2010-12
McCusker, Jim (DE) Ohio State.....	1963
McCutcheon, Daylon (CB) Southern California.....	1999-05
McDaniel, Jacobbi (DL) Florida State.....	2014
McDonald, Andrew (OL) Indiana.....	#2014
McDonald, Brandon (DB) Memphis.....	2007-09
McDonald, Nick (OL) Grand Valley State.....	2014
McDonald, Paul (QB) Southern California.....	1980-85
McDonald, Tommy (WR) Oklahoma.....	1968
McFadden, Leon (DB) San Diego State.....	2013
McGahee, Willis (RB) Miami (Fla.).....	2013
McGee, Richmond (P) Texas.....	2011
McGinest, Willie (LB) Southern California.....	2006-08
McGonnigal, Bruce (TE) Virginia.....	1991
McIntyre, Corey (FB) West Virginia.....	2005
McKay, Bob (T) Texas.....	1970-75
McKenzie, Keith (DE) Ball State.....	2000-01
McKenzie, Rich (DE) Penn State.....	1995
McKinley, Alvin (DL) Mississippi State.....	2001-06
McKinney, Jeremy (T) Iowa.....	#1999, 2001
McKinney, Seth (OL) Texas A&M.....	2007-08
McKinnis, Hugh (RB) Arizona State.....	1973-75
McLemore, Tom (TE) Southern.....	1993-94
McLeod, Kevin (FB) Auburn.....	2003

PLAYERS

2017 SEASON

HISTORY

RECORDS

GAME DAY

McMahon, Jim (QB) Brigham Young.....	#1995
McMillan, David (LB) Kansas.....	2005-07
McMillan, Erik (S) Missouri.....	1993
McNeil, Clifton (WR) Grambling.....	1964-67
McNeil, Gerald (WR/KR) Baylor.....	1986-89
McNeil, Ryan (CB) Miami (Fla.).....	1999
McQuistan, Paul (OL) Weber State.....	#2010, 2014
McTyler, Tim (S) Brigham Young.....	1999
Meder, Jamie (DL) Ashland.....	2014-16
Memmelaar, Dale (G) Wyoming.....	1964-65
Mercier, Richard (OL) Miami (Fla.).....	2001
Metcalfe, Eric (RB) Texas.....	1989-94
Meylan, Wayne (LB) Nebraska.....	1968-69
Michaels, Walt (LB) Washington & Lee.....	1952-61
Mickens, Ray (DB) Texas A&M.....	2005
Middleton, Ron (TE) Auburn.....	1989
Miller, Arnold (DL) Louisiana State.....	1999-00
Miller, Billy (TE) Southern California.....	2005
Miller, Cleo (RB) Arkansas AM&N.....	1975-82
Miller, Darrian (OL) Kentucky.....	2015
Miller, Jamir (LB) UCLA.....	1999-01
Miller, Mark (QB) Bowling Green.....	1978-79
Miller, Matt (T) Colorado.....	1979-82
Miller, Nick (LB) Arkansas.....	1987
Miller, Prince (DB) Georgia.....	2012
Miller, Ryan (OL) Colorado.....	2012
Miller, Willie (WR) Colorado State.....	1975-76
Milstead, Rod (G) Delaware State.....	#1993
Milton, Keavon (TE) Louisiana-Monroe.....	2013
Mingo, Barkevis (LB).....	2013-15
Minnier, Randy (RB) Purdue.....	1970
Minnifield, Frank (CB) Louisville.....	1984-92
Minter, Barry (LB) Tulsa.....	2001
Mitchell, Alvin (DB) Morgan State.....	1968-69
Mitchell, Bobby (RB) Illinois.....	1958-61
Mitchell, Carlton (WR) South Florida.....	2010-11
Mitchell, Jayme (DL) Mississippi.....	#2010, 2011
Mitchell, Mack (DE) Houston.....	1975-78
Modzelewski, Dick (DT) Maryland.....	1964-66
Modzelewski, Ed (RB) Maryland.....	1955-59
Mohring, John (LB) C.W. Post.....	1980
Monroe, Rod (TE) Cincinnati.....	2001
Montgomery, Cleotha (KR) Abilene Christian.....	1981
Moog, Aaron (DE) Nevada-Las Vegas.....	#1987
Moore, Eric (OL) Indiana.....	1995
Moore, Evan (TE) Stanford.....	2009-11
Moore, Marlon (WR) Fresno State.....	2014-15
Moore, Marty (LB) Kentucky.....	2000
Moore, Stevon (DB) Mississippi.....	1992-95
Moreland, Earthwind (DB) Georgia Southern.....	2001
Moreland, Jake (TE) Western Michigan.....	2001
Morgan, Quincy (WR) Kansas State.....	2001-04
Moriarty, Pat (RB) Georgia Tech.....	1979
Morin, Mil (TE) Massachusetts.....	1966-75
Morris, Chris (T) Indiana.....	1972-73
Morris, Joe (RB) Syracuse.....	1991
Morris, Mike (C) Northeast Mississippi State.....	1990
Morrison, Fred (RB) Ohio State.....	1954-56
Morrison, Reece (RB) Southwest Texas State.....	1968-72
Morrow, Alvin (TE) No College.....	#2001
Morrow, John (C) Michigan.....	1960-66
Morze, Frank (C) Boston College.....	1962-63
Moseley, Mark (K) Stephen F. Austin.....	1986
Moselle, Dom (RB) Superior (Wisconsin) State College.....	1950
Mosley, C.J. (DL) Missouri.....	2009
Mosley, Kendrick (WR) Western Michigan.....	2006
Mostardi, Richard (DB) Kent State.....	1960
Mostert, Raheem (RB) Perdue.....	2015
Moten, Adrian (LB) Maryland.....	2012
Motley, Marion (RB) Nevada.....	1946-53



Murphy, Fred (WR) Georgia Tech.....	1960
Murray, Pat (K) Fordham.....	2016
Mustafaa, Najee (CB) Georgia Tech.....	1993
Mustard, Chad (TE) North Dakota.....	2003-04
Myers, Michael (DL) Alabama.....	2003-04
Myles, Toby (OL) Jackson State.....	2001

N

Nagler, Gern (WR) Santa Clara.....	1960-61
Nassib, Carl (DL) Penn State.....	2016
Nave, Stevan (LB) Kansas.....	*1987
Neal, Rajion (RB) Tennessee.....	#2016
Nelsen, Bill (QB) Southern California.....	1968-72
Nelson, Robert (DB) Arizona State.....	2014
Neujahr, Quentin (OL) Kansas State.....	#1995
Newman, Patrick (WR) San Diego State.....	1994
Newsome, Ozzie (TE) Alabama.....	1978-90
Newsome, Vince (DB) Washington.....	1991-92
Nicolas, Scott (LB) Miami (Fla.).....	1982-86
Ninowski, Jim (QB) Michigan State.....	1958-59, 1962-66
Nix, John (DL) Southern Mississippi.....	#2003
Noll, Chuck (G-LB) Dayton.....	1953-59
Northcutt, Dennis (WR) Arizona.....	2000-06
Norwood, Jordan (WR) Penn State.....	#2010, 2011-12
Nugent, Terry (QB) Colorado State.....	#1984
Nutting, Ed (DT) Georgia Tech.....	1961

O

O'Brien, Francis (T) Michigan State.....	1959
O'Connell, Tom (QB) Illinois.....	1956-57
O'Connor, Bill (DE) Notre Dame.....	1949
O'Hara, Shaun (OL) Rutgers.....	2000-03
Oben, Roman (OT) Louisville.....	2000-01
Octavien, Steve (LB) Nebraska.....	2010
Oden, McDonald (TE) Tennessee State.....	1980-82
Odum, Clifton (LB) Texas-Arlington.....	1980
Ogbah, Emmanuel (DL/LB) Oklahoma.....	2016
Ogbonnaya, Chris (RB) Texas.....	2011-13
Ogle, Kendall (LB) Maryland.....	1999
Oliphant, Mike (RB) Puget Sound.....	1989-91
Oliver, Bob (DE) Abilene Christian.....	1969
Orchard, Nate (LB) Utah.....	2015-16
Orr, Shantee (LB) Michigan.....	2008
Oristaglio, Bob (DE) Pennsylvania.....	1951
Osborne, Scot (OL) William & Mary.....	#2003
Oshinowo, Babatunde (DL) Stanford.....	2006
Osika, Craig (OL) Indiana.....	2003-04
Owens, Chris (DB) San Jose State.....	2013
Owens, John (TE) Notre Dame.....	#2005

P

Paea, Stephen (DL) Oregon State.....	2016
Pagel, Mike (QB) Arizona State.....	1986-90
Painter, Vinston (OL) Virginia Tech.....	2014
Palelei, Lonnie (OL) Nevada-Las Vegas.....	#1995
Palmer, Derrell (DT) Texas Christian.....	1949-53
Palmer, Randy (TE) Texas A&M (Kingsville).....	1999
Palumbo, Sam (LB) Notre Dame.....	1955-56
Parilli, Vito (QB) Kentucky.....	1956
Parks, Dennis (WR) Rice.....	#2016
Parker, Frank (DT) Oklahoma State.....	1962-64, 1966-67
Parker, Jerry (LB) Central State.....	*1987
Parker, Juqua (DL) Oklahoma State.....	2012
Parker, J'Vonne (DL) Rutgers.....	2005-06
Parkey, Cody (K) Auburn.....	2016
Parris, Gary (TE) Florida State.....	1975-78
Parrish, Bernie (DB) Florida.....	1959-66
Parseghian, Ara (RB) Miami (Ohio).....	1948-49
Pashos, Tony (OL) Illinois.....	2010-11
Pasztor, Austin (OL) Virginia.....	2015 -16
Patrick, Allen (RB) Oklahoma.....	#2008

Patten, David (WR) Western Carolina.....	2000
Patten, Joel (T) Duke.....	1980
Patterson, Dimitri (DB) Tuskegee.....	2011-12
Paul, Don (DB) Washington State.....	1954-58
Payton, Eddie (KR) Jackson State.....	1977
Payton, Jordan (WR) UCLA.....	2016
Paxson, Scott (DL) Penn State.....	2011
Pearson, Kalvin (DB) Grambling.....	2002
Pederson, Doug (QB) Northeast Louisiana.....	2000
Peebles, Danny (WR) North Carolina State.....	1991
Peek, Antwan (LB) Cincinnati.....	2007-08
Peerman, Cedric (RB) Virginia.....	#2009
Pena, Bob (G) Massachusetts.....	1972
Perini, Pete (RB) Ohio State.....	1955
Perkins, Antonio (DB) Oklahoma.....	2005-06
Perry, Jereme (DB) Eastern Michigan.....	2006
Perry, Michael Dean (DT) Clemson.....	1988-94
Perry, Rod (CB) Colorado.....	1983-84
Peters, Floyd (DT) San Francisco State.....	1959-62
Peters, Tony (DB) Oklahoma.....	1975-78
Petersen, Ted (T) Eastern Illinois.....	1984
Petitbon, John (DB) Notre Dame.....	1955-56
Phelps, Don (RB) Kentucky.....	1950-51
Phenix, Perry (DB) Southern Mississippi.....	#2001
Philcox, Todd (QB) Syracuse.....	1991-93
Philip, Marvin (OL) California.....	#2007
Phipps, Mike (QB) Purdue.....	1970-76
Pierce, Calvin (FB) Eastern Illinois.....	*1987
Pierce, Stephen (WR) Illinois.....	*1987
Pietrosante, Nick (RB) Notre Dame.....	1966-67
Pike, Chris (DL) Tulsa.....	1989-90
Pinkston, Jason (OL) Pittsburgh.....	2011-13
Piscitelli, Sabby (DB) Oregon State.....	2010
Piskor, Ray (T) Niagara.....	1947
Pitts, Frank (WR) Southern.....	1971-73
Pitts, John (DB) Arizona State.....	1975
Pizzo, Joe (QB) Mars Hill.....	*1987
Player, Scott (P) Florida State.....	2007
Pleasant, Anthony (DE) Tennessee State.....	1990-95
Plum, Milt (QB) Penn State.....	1957-61
Polley, Tom (LB) Nevada-Las Vegas.....	*1987
Pontbriand, Ryan (LS) Rice.....	2003-11
Pool, Brodney (DB) Oklahoma.....	2005-09
Poole, Larry (RB) Kent State.....	1975-77
Pope, Marquez (S) Fresno State.....	1999
Posey, Julian (DB) Ohio.....	2013
Poteat, Hank (DB) Pittsburgh.....	2009
Pough, Keith (LB) Howard.....	2014
Powell, Craig (LB) Ohio State.....	1995
Powell, Preston (RB) Grambling.....	1961
Powell, Ronnie (WR) Northwestern State.....	1999
Powers, Ricky (RB) Michigan.....	1995
Poyer, Jordan (DB) Oregon State.....	2013-16
Prentice, Travis (RB) Miami (Ohio).....	2000
Prestel, Jim (T) Idaho.....	1960
Pritchett, Billy (RB) West Texas State.....	1975
Pruitt, Greg (RB) Oklahoma.....	1973-81
Pruitt, Mike (RB) Purdue.....	1976-84
Pryor Sr., Terrelle (WR) Ohio State.....	2015-16
Ptacek, Bob (QB) Michigan.....	1959
Pucci, Ben (DT) No College.....	1948
Pucillo, Mike (OL) Auburn.....	2005
Pupua, Tau (DT) Weber State.....	#1995
Putnam, Duane (G) College of the Pacific.....	1961
Puzzuoli, Dave (NT) Pittsburgh.....	1983-87
Pyne, Jim (G) Virginia Tech.....	1999-00

Q

Quaye, Ko (DL) South Dakota.....	#2010
Quinlan, Bill (DE) Michigan State.....	1957-58

STATE

PLAYERS

2017 SEASON

HISTORY

RECORDS

GAME DAY



Quinlan, Voiney (RB) San Diego State 1956
 Quinn, Brady (QB) Notre Dame 2007-09

R

Raimey, Dave (DB) Michigan 1964
 Rainer, Wali (LB) Virginia 1999-01
 Rainey, Bobby (RB) Western Kentucky 2013
 Rakoczy, Gregg (OL) Miami (Fla.) 1987-90
 Ratliff, Brett (QB) Utah #2009, #2010
 Ratterman, George (QB) Notre Dame 1952-56
 Rechichar, Bert (DB) Tennessee 1952
 Redden, Barry (RB) Richmond 1989-90
 Reeves, Ken (OL) Texas A&M 1990
 Reeves, Walter (TE) Auburn 1994-95
 Rehberg, Scott (OL) Central Michigan 1999
 Reiter, Austin (OL) South Florida 2016
 Renfro, Ray (WR) North Texas State 1952-63
 Reynolds, Billy (RB) Pittsburgh 1953-54, 1957
 Reynolds, Chuck (C) Tulsa 1969-70
 Reynolds II, Ed (DL) Stanford 2016
 Rhett, Errict (RB) Florida 2000
 Rhome, Jerry (QB) Tulsa 1969
 Rich, Randy (DB) New Mexico 1978-79
 Richardson, Daryl (RB) Abilene Christian #2015
 Richardson, Earnest (TE) Jackson State 1974
 Richardson, Gloster (WR) Jackson State 1972-74
 Richardson, Kyle (P) Arkansas State 2005
 Richardson, Trent (RB) Alabama 2012-13
 Riddick, Louis (DB) Pittsburgh 1993-95
 Rideau, Brandon (WR) Kansas #2005
 Rienstra, John (OL) Temple 1991-92
 Righetti, Joe (DT) Waynesburg 1969-70
 Risien, Cody (T) Texas A&M 1979-83, 1985-89
 Rison, Andre (WR) Michigan State 1995
 Roan, Oscar (TE) Southern Methodist 1975-78
 Roberson, Derrick (DB) Rutgers 2010
 Roberts, Walter (WR) San Jose State 1964-66
 Robertson, Craig (LB) North Texas 2012-15
 Robinson, Billy (DB) Arizona State *1987
 Robinson, DeJuan (DB) Northern Arizona *1987
 Robinson, Derreck (DL) Iowa 2009-10
 Robinson, Fred (G) Washington 1957
 Robinson, Gerrell (TE) Arizona State #2014
 Robinson, Mike (DE) Arizona 1981-82
 Robinson, Ramzee (DB) Arizona 2009
 Robiskie, Brian (WR) Ohio State 2009-11
 Rockins, Chris (S) Oklahoma State 1984-87
 Rogers, Don (S) UCLA 1984-85
 Rogers, Shaun (DL) Texas 2008-10
 Rogers, Tyrone (DL) Alabama State 1999-04
 Rokisky, John (DE) Duquesne 1946
 Roman, Nick (DE) Ohio State 1972-74
 Romaniszyn, Jim (LB) Edinboro State 1973-74
 Rose, Ken (LB) Nevada-Las Vegas 1990
 Roth, Matt (LB) Iowa 2009-10
 Rouson, Lee (RB) Colorado 1991
 Rowe, Patrick (WR) San Diego State 1993
 Rowell, Eugene (WR) Southern Mississippi 1990
 Royal, Robert (TE) Louisiana State 2009-10
 Roye, Orpheus (DL) Florida State 2000-07
 Rubin, Ahtyba (DL) Iowa State 2008-14
 Rucker, Martin (TE) Missouri 2008, #2009
 Rucker, Frostee (DL) Southern California 2012
 Rucker, Reggie (WR) Boston University 1975-81
 Rudd, Dwayne (LB) Alabama 2001-02
 Ruff, Orlando (LB) Furman 2005
 Ruhman, Chris (OL) Texas A&M 1999
 Runager, Max (P) South Carolina 1988
 Rusinek, Mike (NT) California *1987
 Russell, Brian (DB) San Diego State 2005-06

Ryan, Frank (QB) Rice 1962-68
 Rymkus, Lou (T) Notre Dame 1946-51
 Rypien, Mark (QB) Washington State 1994

S

Saban, Lou (LB) Indiana 1946-49
 Sabatino, Bill (DT) Colorado 1968
 Sagapolutele, Pio (DL) Hawaii 1991-95
 Salaam, Rashaan (RB) Colorado 1999
 Saleh, Tarek (LB/FB) Wisconsin 1999-01
 Sanders, Darnell (TE) Ohio State 2002-03
 Sanders, Lewis (DB) Maryland 2000-04
 Sanders, Steve (WR) Bowling Green 2008
 Sandusky, John (T) Villanova 1950-55
 Sanford, Brian (DL) Temple #2010, 2011-13
 Sanford, Lucius (LB) Georgia Tech 1987
 Santiago, O.J. (TE) Kent State #2000, 2001
 Saunders, De'Ante (DB) Tennessee State 2015
 Scales, Charley (RB) Indiana 1962-65
 Scarry, Mike (C) Waynesburg 1946-47
 Schaefering, Brian (DL) Lindenwood 2009-11
 Schafrath, Dick (G-T) Ohio State 1959-71
 Schobert, Joe (LB) Wisconsin 2016
 Schoen, Tom (DB) Notre Dame 1970
 Schultz, Randy (RB) State College (Iowa) 1966
 Schwartz, Mitchell (OL) California 2012-15
 Schwenk, Bud (QB) Washington 1946
 Scott, Bo (RB) Ohio State 1969-74
 Scott, Cedric (DE) Southern Mississippi 2002
 Scott, Clarence (DB) Kansas State 1971-83
 Sczurek, Stan (LB) Purdue 1963-65
 Seifert, Mike (DE) Wisconsin 1974
 Selawski, Gene (T) Purdue 1960
 Sellers, Mike (HB) Walla Walla C.C. 2001
 Sensenbaurgher, Dean (RB) Ohio State 1948
 Seymour, Ryan (OL) Vanderbilt 2014
 Shaffer, Kevin (OT) Tulsa 2006-08
 Sharkey, Ed (G) Nevada 1952
 Shavers, Tyrone (WR) Lamar 1991
 Shaw, Connor (QB) South Carolina 2014, #2015
 Shaw, Jarrod (OL) Tennessee #2012
 Shaw, Sedrick (RB) Iowa 1999
 Shea, Aaron (TE) Michigan 2000-05
 Sheard, Jabaal (DL/LB) Pittsburgh 2011-14
 Shelton, Danny (DL) Washington 2015-16
 Shelton, L.J. (OL) Eastern Michigan 2005
 Shepherd, Leslie (WR) Temple 1999
 Sheppard, Henry (G-T) Southern Methodist 1976-81
 Sheriff, Stan (G) California Poly 1957
 Sherik, Jerry (DT) Oklahoma State 1970-81
 Shiner, Dick (QB) Maryland 1967
 Shoals, Roger (T) Maryland 1963-64
 Shofner, Jim (DB) Texas Christian 1958-63
 Shorter, Jim (DB) Detroit 1962-63
 Shula, Don (DB) John Carroll 1951-52
 Shurnas, Marshall (WR) Missouri 1947
 Sikich, Mike (G) Northwestern 1971
 Sikora, Robert (T) Indiana #1984
 Simmons, Tony (WR) Wisconsin 2001
 Simonetti, Len (DT) Tennessee 1946-48
 Sims, Darryl (DE) Wisconsin *1987-88
 Sims, Mickey (DT) South Carolina State 1977-79
 Sipe, Brian (QB) San Diego State 1974-83
 Skibinski, Joe (G) Purdue 1952
 Skrine, Buster (DB) UT-Chattanooga 2011-14
 Slaughter, Webster (WR) San Diego State 1986-91
 Slayden, Steve (QB) Duke #1988
 Small, Kiero (FB) Arkansas 2014
 Smelley, Brad (TE) Alabama 2012
 Smith, Alex (TE) Stanford 2010-12



Smith, Andre (TE) Virginia Tech.....	2013
Smith, Armond (RB) Union College.....	2011
Smith, Bob (LB) Nebraska.....	1955-56
Smith, Brian (LB) Notre Dame.....	2011
Smith, Clifton (LB) Syracuse.....	2006
Smith, Clifton (RB) Fresno State.....	2010
Smith, Daryle (OT) Tennessee.....	1989
Smith, DeAngelo (DB) Cincinnati.....	#2009
Smith, Gaylon (RB) Southwestern.....	1946
Smith, Irv (TE) Notre Dame.....	1999
Smith, Jim Ray (G) Baylor.....	1956-62
Smith, John (WR) Tennessee State.....	1979
Smith, Ken (TE) New Mexico.....	1973
Smith, Mark (DL) Auburn.....	2001-02
Smith, Marquis (S) California.....	1999-01
Smith, Ralph (TE) Mississippi.....	1965-68
Smith, Rico (WR) Colorado.....	1992-95
Smith, Rob (OL) Tennessee.....	2006
Smith, Robaire (DE) Michigan State.....	2007-10
Smith, Rodney (WR) Florida State.....	2014
Smith, Shaun (DL) South Carolina.....	2007-08
Smith, Terrelle (FB) Arizona State.....	2004-06
Snellings, Paul (OL) Georgia.....	#2000
Snidow, Ron (DE) Oregon.....	1968-72
Solomon, Scott (LB) Rice.....	2014-15
Sorensen, Nick (DB) Virginia Tech.....	2007-10
Sowells, Isaac (OL) Indiana.....	2006, #2007, 2008
Sparenberg, Dave (G) Western Ontario.....	*1987
Spears, Quinton (LB) Prairie View A&M.....	2011
Speedie, Mac (WR) Utah.....	1946-52
Speegle, Nick (LB) New Mexico State.....	2005-06
Speer, Del (S) Florida.....	1993-94
Spencer, Joe (DT) Oklahoma State.....	1949
Spires, Greg (DL) Florida State.....	2001
Spriggs, Marcus (DL) Troy State.....	1999-00, #2001
St. Clair, John (OL) Virginia.....	2009-10
St. Clair, Mike (DE) Grambling.....	1976-79
Stallworth, Donte (WR) Tennessee.....	2008, #2009
Stamer, Josh (LB) South Dakota.....	2009
Stams, Frank (LB) Notre Dame.....	1992-95
Stanfield, Harold (TE) West Virginia Tech.....	*1987
Starks, Randy (DL) Maryland.....	2015
Staroba, Paul (WR) Michigan.....	1972
Steinbach, Eric (OL) Iowa.....	2007-10, #2011
Steinbrunner, Don (DE) Washington State.....	1953
Stephens, Emmanuel (DL) Mississippi.....	2011-12
Stephens, Larry (DT) Texas.....	1960-61
Step toe, Syndric (WR) Arizona.....	2008-09
Steuber, Bob (RB) Missouri.....	1946
Stevenson, Rickey (CB) Arizona.....	1970
Stewart, Andrew (DE) Cincinnati.....	1989
Stewart, Matt (LB) Vanderbilt.....	2005-06
Stienke, Jim (DB) Southwest Texas State.....	1973
Stokes, Barry (OL) Eastern Michigan.....	2002-03
Stoutmire, Omar (DB) Fresno State.....	#1999
Stover, Matt (K) Louisiana State.....	1991-95
Stracka, Tim (TE) Wisconsin.....	1983-84
Strock, Don (QB) Virginia Tech.....	1988
Stuckey, Chansi (WR) Clemson.....	2009-10
Suggs, Lee (RB) Virginia Tech.....	2003-05
Sullivan, Dave (WR) Virginia.....	1973-74
Sullivan, Gerry (T-C) Illinois.....	1974-81
Sullivan, Tom (RB) Miami (Fla.).....	1978
Summers, Fred (DB) Wake Forest.....	1969-71
Sumner, Walt (DB) Florida State.....	1969-74
Sustersic, Ed (RB) Findlay.....	1949
Sutter, Ed (LB) Northwestern.....	1993-95
Swarn, George (RB) Miami (Ohio).....	*1987
Sykes, Terrance (OL) Louisiana Tech.....	#2001

T

Taffoni, Joe (T) Tennessee-Martin.....	1967-70
Talley, John (TE) West Virginia.....	1990-91
Tamm, Ralph (G) West Chester State.....	1990-91
Tanne, Alex (QB) Monmouth.....	#2013
Tate, Ben (RB) Auburn.....	2014
Taseff, Carl (DB) John Carroll.....	1951
Taylor, Ben (LB) Virginia Tech.....	2002-05
Taylor, Jamar (DB) Boise State.....	2016
Taylor, Phil (DL) Baylor.....	2011-14
Taylor, Ryan (TE) North Carolina.....	2014
Taylor, Terry (CB) Southern Illinois.....	1992-93
Teets, Dick (LB) Wisconsin.....	*1987
Teifke, Mike (C) Akron.....	*1987
Telfer, Randall (TE) Southern California.....	#2015, 2016
Tennell, Derek (TE) UCLA.....	*1987-89
Terlep, George (QB) Notre Dame.....	1948
Terrell, Ray (RB) Mississippi.....	1946-47
Testaverde, Vinny (QB) Miami (Fla.).....	1993-95
Thaxton, Jim (TE) Tennessee State.....	1974
Thierry, John (LB-DE) Alcorn State.....	1999
Thigpen, Tyler (QB) Coastal Carolina.....	#2014
Thomas, Santonio (DL) Miami (Fla.).....	2008
Thomas, Joe (OT) Wisconsin.....	2007-16
Thomas, Johnny (CB) Baylor.....	1995
Thome, Chris (OL) Minnesota.....	1991-92
Thompson, Bennie (DB) Grambling.....	1994-95
Thompson, Chaun (LB) West Texas A&M.....	2003-07
Thompson, Kevin (QB) Penn State.....	2000, #2002
Thompson, Mike (DT) Wisconsin.....	1999-00
Thompson, Tommy (LB) William & Mary.....	1949-53
Thornton, John (DL) Cincinnati.....	1991
Tidmore, Sam (LB) Ohio State.....	1962-63
Tierney, Leo (C) Georgia Tech.....	1978
Tillman, Lawyer (WR) Auburn.....	1989, 1992-93
Tinsley, Keith (WR) Pittsburgh.....	*1987
Tomczak, Mike (QB) Ohio State.....	1992
Trautwein, Phil (OL) Florida.....	#2009
Tripp, Kiante (OL) Georgia.....	2011
Troceno, Rick (DB-QB) Pittsburgh.....	1981-83
Trufant, Isaiah (DB) Eastern Washington.....	#2014
Trusnik, Jason (LB) Ohio Northern.....	2009-10
Tucker, Ryan (OT) Texas Christian.....	2002-09
Tucker, Travis (TE) Southern Connecticut State.....	1985-87
Tupa, Tom (QB-P) Ohio State.....	#1993, 1994-95
Turbin, Robert (RB) Utah State.....	2015
Turnbow, Jesse (DT) Tennessee.....	1978
Turner, Eric (S) UCLA.....	1991-95
Turner, Kevin (LB) Pacific.....	1982
Tyms, Brian (WR) Florida A&M.....	2013

U

Uliński, Ed (G) Marshall.....	1946-49
Unck, Mason (LB) Arizona State.....	2003-06
Upshaw, Marvin (DE) Trinity.....	1968-69

V

Vallos, Steve (OL) Wake Forest.....	2010-11
Van Dyke, Ralph (T) Southern Illinois.....	*1987
Van Pelt, Brad (LB) Michigan State.....	1986
Vardell, Tommy (RB) Stanford.....	1992-95
Veikune, David (LB) Hawaii.....	2009
Ventrone, Ray (DB) Villanova.....	2009-12
Verba, Ross (OL) Iowa.....	2001-02, 2004
Verser, David (WR) Kansas.....	*1987
Vickers, Lawrence (FB) Colorado.....	2006-10
Vitale, Danny (FB) Northwestern.....	2016

STAFF

PLAYERS

2017 SEASON

HISTORY

RECORDS

GAME DAY



W	
Wade, Trevin (DB) Arizona.....	2012
Wagner, Bryan (P) Cal-State Northridge.....	1989-90
Walters, Van (LB) Indiana.....	1988-91
Walker, Dwight (RB-WR) Nicholls State.....	1982-84
Wallace, Calvin (DE) West Virginia Tech.....	*1987
Wallace, Martin (OL) Temple.....	2013
Wallace, Seneca (QB) Iowa State.....	2010-11
Walls, Everson (DB) Grambling.....	1992-93
Walls, Raymond (DB) Southern Mississippi.....	2002
Walters, Dale (P) Rice.....	*1987
Ward, Carl (DB) Michigan.....	1967-68
Ward, T.J. (DB) Oregon.....	2010-13
Warfield, Paul (WR) Ohio State.....	1964-69, 1976-77
Warren, Gerard (DL) Florida.....	2001-04
Washington, Brian (S) Nebraska.....	1988
Washington, Ted (NT) Louisville.....	2006-07
Watkins, Tom (RB) Iowa State.....	1961
Watson, Benjamin (TE) Georgia.....	2010-12
Watson, Karlton (QB) Winston-Salem.....	*1987
Watson, Louis (WR) Mississippi Valley State.....	*1987
Watson, Remi (WR) Bethune-Cookman.....	*1987
Weeden, Brandon (QB) Oklahoma.....	2012-13
Weathers, Clarence (WR) Delaware State.....	1985-88
Weathers, Curtis (TE-LB) Mississippi.....	1979-85
Webb, Ken (RB) Presbyterian.....	1963
Weber, Chuck (DE) West Chester State.....	1955-56
Webster, Larry (DT) Maryland.....	1995
West, Terrance (RB) Towson.....	2014
Westmoreland, Eric (LB) Tennessee.....	2004
White, Bob (RB) Stanford.....	1955
White, Charles (RB) Southern California.....	1980-82, 1984
White, Jamel (RB) South Dakota.....	2000-03
White, James (DE) Louisiana State.....	*1985
White, Lorenzo (RB) Michigan State.....	1995
Whitehurst, Charlie (QB) Clemson.....	2016
Whitlow, Bob (C) Arizona.....	1968
Whitner, Donte (DB) Ohio State.....	2014-15
Whittaker, Fozzy (RB) Texas.....	2013
Whitwell, Mike (WR-S) Texas A&M.....	1982-83
Wiggin, Paul (DE) Stanford.....	1957-67
Wilburn, Barry (CB) Mississippi.....	1992
Wilkinson, Jerry (DE) Oregon State.....	1980
Williams, A.D. (WR) College of the Pacific.....	1960
Williams, Arthur (WR) Abilene Christian.....	*1987
Williams, Clarence (RB) Washington State.....	1993
Williams, Corey (DL) Arkansas State.....	2008-09
Williams, Demetrius (WR) Oregon.....	2010
Williams, Eddie (FB) Idaho.....	2011, #2012
Williams, Gene (T-G) Iowa State.....	1993-94
Williams, James (LB) Mississippi State.....	1999
Williams, K'Waan (DB) Pittsburgh.....	2014-15
Williams, Larry (G) Notre Dame.....	1986-88
Williams, Lawrence (KR) Texas Tech.....	1977
Williams, Leon (LB) Miami (Fla.).....	2006-08, #2009
Williams, Ray (WR) Clemson.....	*1987
Williams, Roosevelt (DB) Tuskegee.....	2003
Williams, Sidney (LB) Southern.....	1964-66
Williams, Stacy (DB) East Texas State.....	*1987
Williams Sr., Tramon (DB) Louisiana Tech.....	2015-16
Williams, Tony (T) Kansas State.....	1993

Williams, Wally (C) Florida A&M.....	1993-95
Willis, Bill (G-LB) Ohio State.....	1946-53
Wilson, Tom (RB) No College.....	1962
Wilson, Travis (WR) Oklahoma.....	2006, #2007
Wilson, Troy (CB) Notre Dame.....	*1987
Wimbley, Kamerion (LB) Florida State.....	2006-09
Windsor, Rod (WR) Western New Mexico.....	#2011
Wingle, Blake (G) UCLA.....	*1987
Winn, Billy (DL) Boise State.....	2012-14
Winslow, George (P) Villanova.....	1987
Winslow, Kellen (TE) Miami (Fla.).....	2004, #2005, 2006-08
Winston, Glenn (RB) Northwood.....	2014-15, #2016
Winters, Frank (C) Western Illinois.....	1987-88
Wise, Mike (DL) California-Davis.....	1991
Wiska, Jeff (G) Michigan State.....	1986
Wohlabaugh, Dave (C) Syracuse.....	1999-02
Wolfey, Ron (RB) West Virginia.....	1992-93
Womack, Floyd (OL) Mississippi State.....	2009-10
Woods, Rob (OL) Arizona.....	1991
Woolsey, Jolly (DB) Boise State.....	1977
Wooten, Ron (G) Colorado.....	1959-67
Word, Mark (DE) Jacksonville State.....	2002-03
Wren, Junior (DB) Missouri.....	1956-59
Wright, Alvin (NT) Jacksonville State.....	1992
Wright, Eric (DB) UNLV.....	2007-10
Wright, Felix (S) Drake.....	1985-90
Wright, Gabe (DL) Auburn.....	2016
Wright, George (DT) Sam Houston.....	1972
Wright, Jason (RB) Northwestern.....	2005-08
Wright, Keith (WR-KR) Memphis State.....	1978-80
Wright, Kenny (DB) Northwestern State.....	2007
Wright III, Scooby (LB) Arizona.....	#2016
Wycinsky, Craig (G) Michigan State.....	1972
Wynn, Dylan (DL) Oregon State.....	#2016
Wynn, Spergon (QB) Southwest Texas State.....	2000

Y

Yanchar, Bill (DT) Purdue.....	1970
Yates, Billy (OL) Texas A&M.....	2009-10
Yonakor, John (DE) Notre Dame.....	1946-49
Young, Usama (DB) Kent State.....	2011-12
Young, George (DE) Georgia.....	1946-53
Young, Glen (WR) Mississippi State.....	1984-85, 1987-88
Young, Scott (OL) Brigham Young.....	2008
Youngblood, George (DB) California State (Los Angeles).....	1967
Youngelmon, Sid (DT) Alabama.....	1959
Yount, Christian (LS) UCLA.....	2011-14
Yovanovits, Dave (OL) Temple.....	2005

Z

Zahursky, Steve (OL) Kent State.....	1999-00
Zastudil, Dave (P) Ohio.....	2006-10
Zeier, Eric (QB) Georgia.....	1995
Zeno, Lance (C) UCLA.....	1992-93
Zukauskas, Paul (OL) Boston College.....	2001-04

*Denotes replacement player during 1987 players' strike.

#On injured reserve the entire season, on active roster but did not play in a regular season game or suspended and did not play in a regular season game.



ALL-TIME JERSEY NUMBERS

1
Dino Hall (1979)
Homer Jordan (*1987)
Michael Jackson (1991-93)

2
Tony DeLeone (1987)
Jerry Kauric (1990)
Tim Couch (1999-2003)
Reggie Hodges (2009-10, #2011, 2012)
Johnny Manziel (2014-15)
Patrick Murray (2016)

3
Mark Moseley (1986)
Brian Franco (*1987)
Goren Lingmerth (*1987)
Matt Stover (1991-95)
Derrick Frost (2003)
Derek Anderson (#2005, 2006-09)
Brandon Weeden (2012-13)
Pat Devlin (#2015)
Cody Parkey (2016)

4
Max Runager (1988)
Rico Smith (1992)
Phil Dawson (1999-2012)
Tyler Thigpen (#2014)
Braden Colquitt (2016)

5
Webster Slaughter (1986)
George Winslow (1987)
Dale Waters (*1987)
Brett Conway (2003)
Jeff Garcia (2004)
Scott Player (2007)
Brett Ratliff (#2009, #2010)
Spencer Lanning (2013-14)

6
Remi Watson (*1987)
Lang Campbell (#2006)
Seneca Wallace (2010-11)
Brian Hoyer (2013-14)
Travis Coons (2015)
Cody Kessler (2016)

7
Terry Luck (1977)
Terry Nugent (#1984)
Jeff Gossett (1983, 1985-87)
Steve Slayden (#1988)
Tom Tupa (#1993, 1994-95)
Josh Harris (#2004)
Paul Emster (2007)
Bruce Gradkowski (2008)
Brad Maynard (2011)
Alex Tanney (#2013)
Austin Davis (2015)
Joe Callahan (#2016)

8
Gary Marangi (#1977)
Johnny Evans (1978-80)
Jeff Jaeger (1987)
Brad Goebel (1992-94)
Nate Hybl (2003)
Derrick Frost (2004)
Trent Dilfer (2005)
Billy Cundiff (2009, 2013-14)
Richmond McGree (2011)
Josh Johnson (2012)
Brandon Bogotay (#2013)

Andy Lee (2015)
Kevin Hogan (2016)

9
Greg Coleman (1977)
Matt Bahr (1981-89)
Jim McMahon (#1995)
Charlie Frye (2005-07)
Thaddeus Lewis (#2011, 2010)
Connor Shaw (2014, #2015)

10
John Borton (1957)
Chris Gartner (1974)
Dave Mays (1976-77)
Dave Jacobs (1981)
Tom Flick (1984)
Mike Pagel (1986-90)
Mike Elkins (#1991)
Eric Zeier (1995)
Jamie Martin (#1999)
Kevin Thompson (2000)
Tony Graziani (#2000)
Kelly Holcomb (2001-04)
Kyle Richardson (2005)
Brady Quinn (2007-09)
Jordan Norwood (#2010, 2011-12)
Armani Edwards (2013)
Garrett Hartley (2014)
Darius Jennings (2015)
Robert Griffin III (2016)

11
Jim Ninowski (1964-66)
Don Gault (1970)
Lee Johnson (1987-88)
Jeff Christensen (*1987)
Brian Hansen (1991-93)
Mark Rypien (1994)
Ty Detmer (1999)
Brandon Rideau (#2005)
Ken Dorsey (2006-08)
Mohamed Massaquoi (2009-12)
Charles Johnson (#2013)
Travis Benjamin (2014-15)
Terrelle Pryor Sr. (2016)

12
Don Cockroft (1968-80)
Rick Trocano (1981-83)
Karlton Watson (*1987)
Don Strock (1988)
Jeff Graham (#1989)
Vinny Testaverde (1993-95)
Josh Booty (#2001-03)
Luke McCown (2004)
Doug Johnson (#2005)
Syndric Steptoe (2008-09)
Colt McCoy (2010-12)
Josh Gordon (2013-14, #2015, #2016)

13
Frank Ryan (1962-68)
Don Horn (1973)
Joe Pizzo (*1987)
Jeff Francis (1990, #1992)
Spergon Wynn (2000)
Richard Bartel (#2008)
Yamon Figurs (2010)
Rod Windsor (#2011)
Josh Gordon (2012)
Rodney Smith (2014)
Josh McCown (2015-16)

14
OTTO GRAHAM (1952-55)

15
Bert Rechichar (1952)
Ken Gorgal (1953-54)
Tommy O'Connell (1956-57)
Jim Ninowski (1958-59, 1962-63)
Glynn Griffing (1964)
Gary Lane (1966-67)
Mike Phipps (1970-76)
Mark Miller (1978-79)
Steve Cox (1981-84)
Bryan Wagner (1989-90)
Donny Brady (1995)
Jeff Brohm (#2000)
Dave Zastudil (2006-10)
Greg Little (2011-12)
Davone Bess (2013)
Marlon Moore (2014-15)
Charlie Whitehurst (2016)
Mario Alford (2016)

16
George Ratterman (1952-56)
Mitt Plum (1957-61)
Bill Nelsen (1968-72)
Will Cureton (1975)
Paul McDonald (1980-85)
Selwyn Jones (1993-94)
Ray Ethridge (#1995)
Kevin Thompson (2000, #2002)
Joshua Cribbs (2005-12)
Caleb Hanie (#2013)
Andrew Hawkins (2014-16)

17
Jerry Rhome (1969)
Brian Sipe (1974-83)
Todd Philcox (1991-93)
Chris Gardocki (1999-2003)
Braylon Edwards (2005-09)
Jake Delhomme (2010)
Jason Campbell (2013)
LeRon Byrd (2014)
Terrelle Pryor Sr. (2015)

18
Vito Parilli (1956)
Bob Freeman (1957-58)
Bob Ptacek (1959)
Len Dawson (1960-61)
John Furman (1962)
Dick Shiner (1967)
Ben Hawkins (1974)
Gary Danielson (1985, 1987-88)
Vernon Joiner (1989-90)
Mike Tomczak (1992)
Doug Pederson (2000)
Tony Simmons (2001)
Kendrick Mosley (2006)
Dontie Stallworth (2008, #2009)
Carlton Mitchell (2010-11)
Greg Little (2013)
Taylor Gabriel (2014-15)

19
Billy Lefear (1972)
Bernie Kosar (1985-93)
Frisman Jackson (2004)
Miles Austin (2014)
Corey Coleman (2016)

STAFF

PLAYERS

2017 SEASON

HISTORY

RECORDS

GAME DAY



20

Mike Scarry (19046-47)
 Lou Saban (1948-49)
 Hal Herring (1950-53)
 Ken Carpenter (1952-59)
 Don Paul (1954-58)
 Ross Fichtner (1960-67)
 Fred Summers (1969-71)
 Jim Stienke (1973)
 Tony Peters (1975-78)
 Doug Dennison (1979)
 Judson Flint (1980-82)
 Don Rogers (1984-85)
 Joe Morris (1991)
 Alan Haller (1992)
 Earnest Byner (1994-95)
 Johnny Thomas (1995)
 Omar Stoutmire (#1999)
 Earl Little (1999-04)
 Pete Hunter (2005)
 Ralph Brown (2006)
 Mike Adams (2007-11)
 Montario Hardesty (2012)
 Shaun Draughn (2014-15)
 Brieann Boddy-Callhoun (2016)

21

Dean Brown (1969)
 Stan Brown (1971)
 Van Green (1973-76)
 Oliver Davis (1977-80)
 Mike Whitwell (1983)
 Corey Gilmore (*1987)
 Eric Metcalf (1989-94)
 Earnest Byner (1995)
 Marquis Smith (1999-01)
 Lewis Sanders (2002-03, 2004)
 James Jackson (2004)
 Brodney Pool (2005-09)
 Eric Wright (2010)
 Dmitri Patterson (2011-12)
 Chris Owens (2013)
 Justin Gilbert (2014-15)
 Jamar Taylor (2016)

22

Frank Gatski (1946-51)
 Rex Bumgardner (1952)
 Ken Konz (1953-59)
 Rich Mostardi (1960)
 Tom Watkins (1961)
 Lowell Caylor (1964)
 Bobby Franklin (1966)
 Billy Devrow (1967)
 Clarence Scott (1971-83)
 Felix Wright (1985-90)
 Perry Kemp (*1987)
 Vince Newsome (1991-92)
 Ricky Powers (1995)
 Tim McTyer (1999)
 Todd Franz (2000)
 Michael Jameson (2002-04)
 Brandon McDonald (2007-09)
 Derrick Roberson (2010)
 Mike Bell (2010)
 Buster Skrine (2011-14)
 Tramon Williams Sr. (2015-16)

23

Larry Benz (1963-65)
 Clifford Brooks (1972-74)
 Bill Craven (1976)
 Larry Collins (1978)
 Mark Kafentzsis (1982)
 Mark Harper (1986-90)

DeJuan Robinson (*1987)
 Randy Baldwin (1992-94)
 Earnest Hunter (1995)
 Marquez Pope (1999)
 Errict Rhett (2000)
 Devin Bush (2001-02)
 C.J. Jones (#2003)
 Adimchinobe Echemandu (2004)
 Ray Mickens (2005)
 Chris Barclay (#2006)
 Gary Baxter (#2007)
 Travis Daniels (2008)
 Hank Poteat (2009)
 Joe Haden (2010-16)

24

Mel Maceau (1946-48)
 Tommy Thompson (1949-51)
 Warren Lahr (1952-59)
 Bobby Franklin (1960-65)
 Ernie Kellermann (1966-71)
 Bobby Majors (1972)
 Pete Athas (1975)
 Terry Brown (1976)
 Randy Rich (1978-79)
 Autry Beamon (1980-81)
 Cleotha Montgomery (1981)
 Vagas Ferguson (1983)
 Greg Best (1984)
 Ray Ellis (1986-87)
 Anthony Blaylock (1988-91)
 Randy Baldwin (#1991-92)
 Terry Taylor (1992-93)
 Reginald Jones (#1994)
 Corey Fuller (1999-01)
 Robert Griffith (2002-04)
 Gary Baxter (2005-06)
 Eric Wright (2007-09)
 Sheldon Brown (2010-12)
 Johnson Bademosi (2013-15)
 Ibraheim Campbell (2016)

25

Charles Leigh (1968-69)
 Frank Pitts (1971-73)
 Rolly Woolsey (1977)
 Pat Moriarty (1979)
 Charles White (1980-82, 84)
 Vincent Barnett (*1987)
 Anthony Florence (1991)
 Alfred Jackson (1991-92)
 Dana Hall (1995)
 Sedrick Shaw (1999)
 Lewis Sanders (2000)
 Corey Fuller (2002)
 Chris Crocker (2003-05)
 Justin Hamilton (2006)
 Kenny Wright (2007)
 Terry Cousin (2008)
 Coye Francies (2009)
 Chris Ogbonnaya (2011-13)
 Ifo Ekpre-Okumu (#2015)
 George Atkinson III (2016)

26

Ray Renfro (1952-63)
 Dave Raimey (1964)
 Reece Morrison (1968-72)
 Billy Lefear (1972-75)
 Tom Sullivan (1978)
 Dino Hall (1979-83)
 Greg Allen (1985)
 Arthur Williams (*1987)
 Keith Jones (1989)
 Raymond Clayborn (1990-91)

Ron Wolfley (1992-93)
 Michael Davis (1995)
 Anthony Malbrough (2000)
 Dyshod Carter (2001)
 Nick Maddox (2003)
 Sean Jones (2005-08)
 Abram Elam (2009-10)
 Trevin Wade (2012)
 Willis McGahee (2013)
 Pierre Desir (2014-15)
 Marcus Burley (2016)

27

Walter Roberts (1964-66)
 Carl Ward (1967-68)
 Randy Minniear (1970)
 Rickey Stevenson (1970)
 Thom Darden (1972-74, 1976-81)
 Gary Davis (#1981)
 Mike Whitwell (1982)
 Al Gross (1983-87)
 Brian Dudley (*1987)
 Derrick Gainer (1990)
 Derrick Douglas (1991)
 Stevon Moore (1992-95)
 Karim Abdul-Jabbar (1999)
 Lamar Chapman (2000-01)
 Roosevelt Williams (2003)
 Dee Brown (2004)
 Brian Russell (2005-06)
 Nick Sorensen (2007-10)
 Eric Hagg (2011-12)
 Edwin Baker (2013)
 Robert Turbin (2015)
 Daryl Richardson (#2015)

28

Dick Deschaine (1958)
 Ben Davis (1967-68, 1970-73)
 Eddie Brown (1974-75)
 Ron Bolton (1976-82)
 Herman Fontenot (1985-88)
 Steve Pierce (*1987)
 Robert Goins (*1987)
 Tyrone Shavers (1991)
 James Brooks (1992)
 Erik McMillan (1993)
 Everson Wallis (1992-93)
 Don Griffin (1994-95)
 Rashidi Barnes (2000)
 Leigh Bodden (2003-07)
 Allen Patrick (2008)
 James Davis (2009-10)
 Clifton Smith (2010)
 Sabby Piscitelli (2010)
 Usama Young (2011-12)
 Dion Lewis (#2013)
 Terrance West (2014)
 Glenn Winston (2015, #2016)
 Darius Hillary (#2016)

29

Tommy McDonald (1968)
 Walt Sumner (1969-74)
 Hanford Dixon (1981-89)
 Brent Fullwood (1990)
 Eric Turner (1991-95)
 Rashaan Salaam (1999)
 James Jackson (2001-03)
 Jason Wright (2005-08)
 Maquis Floyd (#2009)
 Thomas Brown (#2009)
 Brandon Jackson (#2011, 2012)
 Leon McFadden (2013)
 Duke Johnson Jr. (2015-16)



30

Bill Willis (1946-51)
 Emerson Cole (1952)
 Sherman Howard (1953)
 Maurice Bassett (1954-56)
 Lew Carpenter (1957-58)
 Bernie Parrish (1959-66)
 Ron Johnson (1969)
 Ken Brown (1970-75)
 Cleo Miller (1976-82)
 Boyce Green (1983-85)
 Billy Robinson (*1987)
 Thane Gash (1988-90)
 Jamel White (2000-2003)
 Antonio Perkins (2005-06)
 Ricardo Colclough (#2007)
 Gerard Lawson (2008-09)
 Eric King (2010)
 Jim Leonhard (2014)
 Ibraheim Campbell (2015)
 Derrick Kindred (2016)

31

Charley Harraway (1966-68)
 Bob Hunt (1974)
 Cleo Miller (1975)
 James Black (1984)
 Frank Minnifield (1984-92)
 Stacey Hairston (1993-95)
 Raymond Jackson (1999-01)
 William Green (2002-05)
 Jereme Perry (2006)
 Jamal Lewis (2007-09)
 Montario Hardesty (#2010, 2011)
 Prince Miller (2012)
 Donte Whitner (2014-15)
 Trey Caldwell (2016)

32

Lin Houston (1946-51)
 Harry Jagade (1952-53)
 Fred Morrison (1954-56)
JIM BROWN (1957-65)

33

Randy Schultz (1966)
 Nathaniel James (1968)
 Tom Schoen (1970)
 Bo Cornell (1971-72)
 Reggie Rucker (1975-81)
 Curtis Dickey (1985-86)
 Kirk Jones (*1987)
 Mike Oliphant (1989)
 Leroy Hoard (1990-95)
 Daylon McCutcheon (1999-05)
 DeAngelo Smith (#2009)
 Thomas Clayton (2011)
 Trent Richardson (2012-13)
 Jordan Poyer (2013-16)

34

George Cherokee (1946)
 Bob Gaudio (1947)
 Abe Gibron (1950-51)
 Walt Michaels (1952-61)
 Stan Sczurek (1963)
 Ken Webb (1963)
 Mike Howell (1965-72)
 Greg Pruitt (1973-81)
 David Green (1982)
 Kevin Mack (1985-93)
 Marcus Lee (1994)
 Lorenzo White (1995)
 Madre Hill (1999)
 Chris Floyd (2000)
 Ben Gay (2001)

R.J. Bowers (2002-03)
 Lewis Sanders (2004)
 Reuben Droughns (2005-06)
 Chris Jennings (2009)
 Thomas Clayton (2010)
 James Dockery (2011)
 Bobby Rainey (2013)
 Isaiah Crowell (2014-16)

35

Alex Agase (1948-51)
 Galen Fiss (1956-66)
 Larry Conjar (1967)
 Bo Scott (1969-74)
 Brian Duncan (1976-77)
 Calvin Hill (1978-81)
 Enis Jackson (*1987)
 Stacey Driver (*1987)
 Will Hill (1988)
 Barry Redden (1989-90)
 Perry Phenix (#2001)
 Dyshod Carter (2004)
 Jerome Harrison (2006-10)
 Armond Smith (2011)
 Fozzy Whittaker (2013)
 Isaiah Trufant (#2014)
 Don Jones (2015-16)
 Darius Jackson (#2016)

36

Ed Ulinski (1946-49)
 Tommy Thompson (1950)
 Marion Motley (1952-53)
 Ed Modzelewski (1955-59)
 Billy Kinar (1956)
 Jamie Caleb (1960)
 Charley Scales (1962-65)
 Nick Pietrosante (1966-67)
 Dick Davis (1969)
 Steve Engel (1970)
 Henry Hynoski (1975)
 Eddie Payton (1977)
 Bill Jackson (1982)
 Stephen Braggs (1987-91)
 Vince Carreker (*1987)
 Fred Foggie (1992)
 Issac Booth (1994-95)
 Chris Akins (2001-02)
 Ron Israel (2003)
 Corey McIntyre (2005)
 Ben Emanuel (#2006)
 Coye Francies (2010)
 K'Waun Williams (2014-15)

37

George Groves (1946)
 Bob Kolesar (1946)
 Jamie Caleb (1965)
 Hugh McKinnis (1973-75)
 Chris Rockins (1984-87)
 Harlon Barnett (1990-92)
 Bennie Thompson (1994-95)
 Anthony Henry (2001-04)
 Mike Hawkins (2006)
 Anthony Madison (2009)
 Johnson Bademosi (2012)
 Josh Aubrey (2013)
 Trae Elston (2016)

38

Weldon Humble (1947-50)
 Bob Gaudio (1951)
 Maurice Bassett (1954)
 Sam Baker (1960-61)
 Stan Sczurek (1963-65)
 Larry Poole (1975-77)

Johnny Davis (1982-87)
 Larry Mason (*1987)
 Alvin Horn (*1987)
 George Swann (*1987)
 Odie Harris (1991-92)
 Antonio Langham (1994-95, 1999)
 Earthwind Moreland (2001)
 Therrian Fontenot (2006)
 Cedric Peerman (#2009)
 Ramzee Robinson (2009)
 Julian Posey (2013)
 Aaron Berry (2014)

39

Alex Kapter (1946-47)
 Billy Pritchett (1975)
 Major Everett (1986, *1987)
 Stanley Carraway (*1987)
 Randy Hilliard (1990-93)
 Marlon Forbes (1999)
 Brandon Jennings (#2001)
 Michael Lehan (2003-05)
 Daven Holly (2006-08)
 Tashaun Gipson (2012-15)
 Ed Reynolds II (2016)

40

Jim Daniell (1946)
 Dub Jones (1952-55)
 Preston Carpenter (1956-59)
 Prentice Gautt (1960)
 Preston Powell (1961)
 Howard Cassady (1962)
 Jim Shorter (1962-63)
 Erich Barnes (1965-71)
 Preston Anderson (1974)
 Tom London (1978)
 Rod Perry (1983-84)
 Mike McCade (*1987)
 Kyle Kramer (1989)
 Lynn James (1991)
 Tarek Saleh (1999-00)
 Peyton Hillis (2010-11)
 Kiero Small (2014)
 De'Ante Saunders (2015)
 Danny Vitale (2016)

41

Ralph Smith (1965-68)
 Dave Jones (1969-71)
 Jerry Wilkinson (1980)
 Troy Wilson (*1987)
 Anthony Florence (1991)
 Tim Jacobs (1993-95)
 Travis Prentice (2000)
 Charles Ali (2007-08)
 Ray Ventrone (2009-12)
 Glenn Winston (2014)
 Raheem Mostart (2015)
 Tracy Howard (2016)

42

Chet Adams (1946-48)
 Derrell Palmer (1949-51)
 Tommy James (1952-55)
 Lowe Wren (1956-59)
 Bob Crespino (1961-63)
 Paul Warfield (1964-69, 1976-77)
 Gloster Richardson (1972-74)
 Dwight Walker (1982-84)
 Tim Manoa (1987-89)
 Calvin Pierce (*1987)
 Latin Berry (1991-92)
 Louis Riddick (1993-95)
 Terry Kirby (1999)
 Carl Fair (2001)

STAFF

PLAYERS

2017 SEASON

HISTORY

RECORDS

GAME DAY



Raymond Walls (2002)
Terrelle Smith (2004-06)
Hamza Abdullah (2008)
Robert Nelson (2014)
Malcolm Johnson (2015-16)

43

Bob Smith (1955-56)
Billy Kinard (1956)
Volney Quinlan (1956)
Ron Green (1967-68)
Fair Hooker (1969-74)
Mike Pruitt (1976-84)
Tony Baker (1986, 1988)
Stacy Williams (*1987)
Joe King (1991)
Del Speer (1993-94)
Vashone Adams (1995)
George Jones (1999)
Percy Ellsworth (2000-01)
Kalvin Pearson (2002)
T.J. Ward (2010-13)
Charles Gaines (2015)
Rajion Neal (#2016)

44

Lou Rymkus (1946-51)
Sherman Howard (1952)
Don Phelps (1952)
Don Shula (1952)
John Pettibon (1955-56)
Chet Hanulak (1957)
Jim Shofner (1958-63)
Leroy Kelly (1964-73)
Earnest Byner (1984-88)
Stefon Adams (1990)
Lee Rouson (1991)
Tommy Vardell (1992-95)
Marc Edwards (1999-00)
Mike Sellers (2001)
Lee Suggs (2003-05)
Jed Collins (#2008)
Eddie Williams (2011, #2012)
Ben Tate (2014)
Nate Orchard (2015-16)

45

Ray Piskor (1947)
Ben Pucci (1948)
Bill Willis (1949)
John Kissell (1951)
Bob Smith (1955)
Leroy Bolden (1958-59)

ERNIE DAVIS**46**

Lou Groza (1946-51)
Ace Loomis (1952)
Billy Reynolds (1953-54, 1957)
Henry Ford (1955)
Bob White (1955)

DON FLEMING (1960-62)**47**

Jamie Caleb (1960)
Ricky Jones (1977-79)
Larry Braziel (1982-85)
Mike Crawford (*1987)
Keith Bostic (1990)
Barry Wilburn (1992)
Tim Jacobs (1993)
Ryan McNeil (1999)
Scott Frost (2001)
Alvin Morrow (#2001)
Lawrence Vickers (2006-10)
Brad Smelley (2012)

Marqueis Gray (2013)
Charley Hughlett (#2014, 2015-16)

48

Ernie Blandin (1946-47)
Forrest Grigg (1948-51)
Chet Hanulak (1957)
Preston Carpenter (1956)
Milt Campbell (1957)
Ernie Green (1962-68)
Dave Sullivan (1973-74)
John Pitts (1975)
Ken Ellis (1977)
Lawrence Johnson (1979-84)
D.D. Hoggard (1985-87)
George Landry (*1987)
Brian Washington (1988)
Brian Kinchen (1991)
Mark Bavaro (1992)
Najee Mustafaa (1993)
Frank Hartley (1994-95)
Selwyn Jones (#1994)
Rod Monroe (2001)
Kevin McLeod (2003)
Sherrrod Coates (2004)
Owen Marecic (2011-12)
Ray Agnew (2014)

49

Len Simonetti (1946-48)
Joe Spencer (1949)
John Sandusky (1950-51)
Bobby Mitchell (1958-61)
Tom Wilson (1962)
Walter Beach (1963-66)
George Youngblood (1967)
Alvin Mitchell (1968-69)
Jim Hill (1975)
Neal Craig (1975-76)
Clinton Burrell (1979-84)
Steve Lauter (*1987)
Robert Lyons (1989)
Bruce McGonnigal (1991)
Clarence Williams (1993)
Keith Heinrich (2003-04)

50

John Yonakor (1946-49)
Jim Martin (1950)
Bob Oristaglio (1951)
Hal Herring (1952)
Tom Catlin (1953-54)
Vince Costello (1957-66)
John Garlington (1968-77)
Don Goode (1980-81)
Tom Cousineau (1982-85)
Brad Van Pelt (1986)
Lucius Sanford (1987)
Mike Teifke (*1987)
Van Waiters (1988-91)
Frank Stams (1992-95)
Michael Hamilton (2000)
Barry Minter (2001)
Earl Holmes (2002)
Jeff Faine (2003-05)
Rob Smith (2006)
Colby Bockwoldt (2007)
Marvin Philip (#2007)
Eric Barton (2009-10)
James-Michael Johnson (2012)
Darius Eubanks (2013, #2014)
Jayson DiManche (2015)
Scooby Wright III (#2016)

51

Dale Lindsey (1965-72)
Leo Tierney (1978)
Eddie Johnson (1981-90)
Gerald Dixon (1993-95)
Lenoy Jones (1999, 2001)
Ryan Taylor (2000)
Lenoy Jones (2002)
Chaun Thompson (2003-07)
Shantee Orr (2008)
Alex Hall (2009)
Chris Gocong (2010-11, #2012)
Barkevious Mingo (2013-15)
Jamie Collins Sr. (2016)

52

George Young (1946-51)
Frank Gatski (1952-56)
Joe Amstutz (1957)
Dave Lloyd (1959-61)
Mike Lucci (1962-64)
Billy Andrews (1967-74)
Mel Long (1974)
Dick Ambrose (1975-83)
David Grayson (*1987)
Nick Miller (1987)
Ken Rose (1990)
Richard Brown (1991-92)
Pepper Johnson (1994-95)
Brant Boyer (2001-2003)
Matt Stewart (2006)
D'Qwell Jackson (2008-2009, #2010, 2011-13)
Eric Martin (2014)
Corey Lemonier (2016)

53

Alton Coppage (1946)
Marshall Shurnas (1947)
Frank Kosikowski (1948)
Bill O'Connor (1949)
Len Ford (1950-51)
Frank Morze (1963)
Bob Whitlow (1968)
Tom Beautler (1970)
Mel Long (1972-73)
Bill Cowher (1980-82)
Jim Dumont (1984)
Stuart Anderson (1984)
Anthony Griggs (1986-88)
Tom Polley (*1987)
Cedric Figaro (1991-92)
Pepper Johnson (1993-94)
John Thierry (1999)
Rahim Abdullah (2000)
Mason Unck (2003-06)
Kris Griffin (2007-08)
Josh Stamer (2009)
Matt Roth (2009-10)
Brian Smith (2011)
Craig Robertson (2012-15)
Joe Schobert (2016)

54

John Rokisky (1946)
Tommy Thompson (1952-53)
Tony Adamle (1954)
Sam Palumbo (1955-56)
Pete Perini (1955)
Tom Catlin (1957-58)
Bob Denton (1960)
Sam Tidmore (1962-63)
Fred Hoaglin (1966-72)
Tom DeLeone (1974-84)
Mike Junkin (1987-88)
Jerry Parker (*1987)



Randy Kirk (1991)
Ed Sutter (1993-95)
Chester Burnett (2000)
Tarek Saleh (2001)
Andra Davis (2002-08)
Blake Costanzo (2009-10)
Benjamin Jacobs (2011)
Adrian Moten (2012)
Quentin Groves (2013)
Zac Diles (2014)
Scott Solomon (2014-15)
Dominique Alexander (2016)

55

John Harrington (1946)
John Demarie (1967)
Chuck Reynolds (1969-70)
Dave Graf (1975-79)
Curtis Weathers (1979, 1982-85)
John Mohring (1980)
Tim Crawford (*1987)
Jock Jones (1990-91)
Rahim Abdullah (1999)
Marty Moore (2000)
Anthony Denman (2001)
Barry Gardner (2003-04)
Matt Stewart (2005)
Willie McGinest (2006-08)
Alex Mack (2009-15)
Danny Shelton (2016)

56

Dante Lavelli (1946-51)
Don Steinbrunner (1953)
Art Hunter (1957-59)
John Morrow (1960-66)
Bob Matheson (1967-70)
Jim Romaniszyn (1973-74)
Jack LaVeck (1975)
Robert L. Jackson (1978-81)
Chip Banks (1982-86)
Dick Teets (*1987)
David Grayson (1987-90)
Bobby Abrams (1992)
Mike Caldwell (1993-95)
Lenoy Jones (2000)
Darren Hambrick (2002)
Sherrod Coates (2003)
Eric Westmoreland (2004)
Nick Speegle (2006)
Antwan Peek (2007-08)
Kaluka Maiava (2009-12)
Eric Martin (2013)
Karlons Dansby (2014-15)
Demario Davis (2016)

57

Clay Matthews (1978-93)
Stevan Nave (*1987)
Jason Kyle (1999)
Dwayne Rudd (2001-02)
Orantes Grant (2003)
Warrick Holdman (2004)
Jody Littleton (2005)
David Veikune (2009)
Eric Alexander (2010)
Christian Yount (2011-14)
Cam Johnson (2015-16)

58

Mac Speedie (1946-51)
Frank Morze (1962)
Rick Kingrea (1971-72)
Mark Johnson (1977)
Clifton Odum (1980)
Bruce Huther (1981)

Scott Nicolas (1982-86)
Cliff Hannemann (*1987)
Clifford Charlton (1988-89)
Marcus Cotton (1990)
David Brandon (1991-93)
Carl Banks (1994-95)
Wali Rainier (1999-01)
Ben Taylor (2002-05)
D'Qwell Jackson (2006-07)
Beau Bell (2008)
Marcus Benard (2009-11, #2012)
L.J. Fort (2012)
Brandon Magee (2013)
Christian Kirksey (2014-16)

59

Alton Coppage (1946)
Horace Gillom (1947-51)
Wayne Meylan (1968-69)
Rudy Kuechenberg (1970)
Charlie Hall (1971-80)
Kevin Turner (1982)
Dale Carver (1983)
David Marshall (1984)
Mike Johnson (1986-93)
James Capers (*1987)
Craig Powell (1995)
Kendall Ogle (1999)
Doug Colman (2000)
Kevin Bentley (2002-04)
Nick Speegle (2005)
Clifton Smith (2006)
Keith Adams (2007)
Titus Brown (2008-11)
Emmanuel Acho (#2012)
Tank Carder (2013-16)

60

Otto Graham (1946-51)
Bill Willis (1952-53)
Harold Bradley (1954-56)
John Wooten (1959-67)
Al Jenkins (1969-70)
Bob Babich (1973-78)
Jeff Wiska (1986)
Al Baker (1987, 1989-90)
Lance Zeno (1992-93)
Doug Dawson (1994)
Jed Devries (1995)
Shaun O'Hara (2000-2003)
Cosey Coleman (2005-06)
Steve Vallos (2010-11)
Ryan Miller (2012)
Patrick Lewis (#2013)
Jacobbi McDaniel (2014)
Gabe Ikard (#2016)

61

Dale Mommelaar (1964)
Joe Bob Isbell (1966)
Bob DeMarco (1972-74)
Al Dennis (1976)
Greg Fairchild (1978)
Mike Baab (1982-87, 1990-91)
Steve Everitt (1993-95)
Everett Lindsay (2000)
John Nix (#2003)
Gerard Warren (2004)
Mike Pucillo (2005)
Isaac Sowells (2006, #2007, 2008)
Michael Bowie (#2014, #2015)
Anthony Fabiano (2016)

62

Cliff Lewis (1946-51)
Lin Houston (1952-53)

Herschel Forester (1954-57)
Duane Putnam (1961)
Dale Mommelaar (1964-65)
Joe Taffoni (1967-70)
Chris Morris (1972-73)
Glen Holloway (1974)
Al Dennis (1977)
George Lilja (1984-86)
Mike Katolin (*1987)
Ben Jefferson (1990)
Gene Williams (1993-94)
Eric Moore (1995)
Bill Duff (1999)
Paul Zukauskas (2001)
Craig Osika (2003, #2004)
Dwayne Ledford (#2005)
Lennie Friedman (2006-08)
Titus Adams (#2009, 2010)
Jason Pinkston (2011-13)
Ryan Seymour (2014)
Austin Reiter (2016)

63

Fred Robinson (1957)
Andy Cvercko (1963)
Mike Sikich (1971)
Joe Carollo (1972-73)
Barry Darrow (1974-78)
Cody Risien (1979-83, 1985-89)
Mark Krewowicz (#1985)
Jay Hilgenberg (1992)
Wally Williams (1994-95)
Brad Bedell (2000-01)
Kelvin Garmon (2004)
Joe Andruzzi (2005-06)

64

Bud Schwenk (1946)
George Terlep (1948)
Abe Gibron (1952-56)
Don Goss (1956)
Jim Ray Smith (1957-62)
Ted Connolly (1963)
Tom Goosby (1963)
Jim Copeland (1967-74)
Joe Jones (1975-78)
George Buehler (1978-79)
Joe DeLamielleure (1980-84)
Frank Winters (1987-88)
Blake Wingle (*1987)
Tom Baugh (1989)
Houston Hoover (1993)
Mike Bedosky (#1994)
Sale Isaia (#1995)
Dave Wohlabaugh (1999-02)
Ryan Pontbriand (2003-11)
Martin Wallace (2013)
Darrian Miller (2015)
Jonathan Cooper (2016)

65

Joe Skibinski (1952)
Chuck Noll (1953-59)
Stan Sheriff (1957)
Ed Bettridge (1964)
John Demarie (1967-75)
Henry Sheppard (1976-81)
Bob Gruber (1986)
John Askin (*1987)
Ralph Tamm (1990-91)
Rod Milstead (#1993)
Elliott Fortune (#1995)
Jim Bundren (1999-00)
Richard Mercier (2001)
Kirk Chambers (2004-05)
Eric Steinbach (2007-10, #2011)

STAFF

PLAYERS

2017 SEASON

HISTORY

RECORDS

GAME DAY



Ronnie Cameron (#2012)
 Garrett Gilkey (2013)
 Gabe Ikard (#2015)
 Kaleb Johnson (#2015)

66

Lou Saban (1946)
 Ermal Allen (1947)
 Warren Lahr (1948)
 Gene Donaldson (1953)
 Gene Hickerson (1958-60, 1962-73)
 Mike Seifert (1974)
 Earl Edwards (1976-78)
 Ted Petersen (1984)
 Dave Sparenberg (*1987)
 Tony Jones (1989-95)
 Alex Bernstein (#1999)
 Jeremy McKinney (#1999, 2001)
 Paul Zukauskas (2002-2004)
 Hank Fraley (2006-08)
 Shawn Lauvao (2010-13)
 Jamie Meder (2014)
 Spender Drango (2016)

67

Sidney Williams (1964-66)
 Craig Wycinsky (1972)
 Chuck Hutchison (1973-75)
 Mike Morris (1990)
 Chris Thome (1991-92)
 Quentin Neujahr (#1995)
 John Jurkovic (1999)
 Paul Snellings (#2000)
 Tre' Johnson (2001)
 Melvin Fowler (2002-04)
 Fred Matua (#2006)
 Greg Eslinger (#2007)
 Derreck Robinson (2009-10)
 Kianté Tripp (2011)
 Ishmaa'iy Kitchen (2012-14)
 Austin Pasztor (2015-16)

68

Ed Sharkey (1952)
 Larry Stephens (1960-61)
 Bob Pena (1972)
 Robert E. Jackson (1975-85)
 Darryl Haley (*1987, 1988)
 Barry Lee (*1987)
 Ted Banker (1989)
 Ed King (1991-93)
 Lonnie Palelei (#1995)
 Chris Ruhman (1999)
 Chad Beasley (2002-2003)
 Dave Yovanovitz (2005)
 Seth McKinney (2007-08)
 Billy Yates (2009-10)
 Nick McDonald (2014)

69

John Macerelli (1956)
 Jim Kanicki (1963-69)
 Pete Adams (1974, 1976)
 Leo Biedermann (1978)
 Joel Patten (1980)
 Dan Fike (1985-92)
 Doug Dawson (1994)
 Roger Chanoine (1999-02)
 J'Vonne Parker (2005-06)
 C.J. Mosley (2009)
 Scott Paxson (2011)
 Winston Painter (2014)

70

Gene Fekete (1946)
 Spiro Dellerba (1947)
 Ollie Cline (1948)

Ed Sustersic (1949)
 Emerson Cole (1950-51)
 John Kissell (1952)
 Don Colo (1953-58)
 Francis O'Brien (1959)
 Jim Prestel (1960)
 Errol Linden (1961)
 John Brown (1962-66)
 Joe Righetti (1969-70)
 Andy Frederick (1970)
 Mack Mitchell (1975-78)
 Jerry Wilkinson (1980)
 Tom Hopkins (1983)
 Larry Williams (1986-88)
 Daryle Smith (1989)
 John Rienstra (1991-92)
 Herman Arvie (1995)
 Jon Harris (#1999)
 Alvin McKinley (2001-02)
 Enoch DeMar (2003-04)
 L.J. Shelton (2005)
 Nat Dorsey (2006-07)
 Rex Hadnot (2008-09)
 Brian Sanford (#2010, 2011-12)
 Chris Faulk (#2013)
 Sione Fua (2014)
 Nile Lawrence-Stample (#2016)

71

Walter Johnson (1965-76)
 Jesse Turnbow (1978)
 Matt Miller (1980-82)
 #Bob Sikora (#1984)
 #Scott Bolzan (#1985)
 Ralph Van Dyke (*1987)
 Tom Gibson (1989-90)
 Leonard Burton (#1991)
 Mike Bedosky (1994)
 Jim Pyne (1999-2000)
 Terrance Sykes (#2001)
 Gaylon Hyder (2001)
 Scot Osborne (#2003)
 Damion Cook (2004)
 Kelly Butler (2006, #2007)
 Ahtyba Rubin (2008-14)
 Danny Shelton (2015)

72

Lou Saban (1947)
 Harry Jagade (1951)
 Derrell Palmer (1952-53)
 John Kissell (1954-56)
 Henry Jordan (1957-58)
 Sid Youngelman (1959)
 Floyd Peters (1959-62)
 Mike Bunda (1964)
 Jerry Sherk (1970-81)
 Dave Puzzuoli (1983-87)
 Charles Buchanan (1988)
 Kevin Robbins (1990)
 Bob Dahl (1992-95)
 Steve Zahursky (1999)
 Roman Oben (2000-01)
 Ryan Tucker (2002-09)
 Paul McQuistan (#2010)
 Oniel Cousins (2011)
 Mitchell Schwartz (2012-15)
 Shon Coleman (2016)

73

Floyd Peters (1959)
 Monte Clark (1963-69)
 Doug Dieken (1971-84)
 Keith Bosley (*1987)
 Gregg Rakoczy (1987-90)
 Herman Arvie (1993-94)

Tim Goad (1995)
 Darius Holland (1999-00)
 Toby Myles (2001)
 Derrick Ham (2001)
 Joaquin Gonzalez (2002-04)
 Joe Thomas (2007-16)

74

Gaylon Smith (1946)
 Tony Adamie (1947-51)
 Bob Gain (1952)
 Don Steinbrunner (1953)
 Mike McCormack (1954-62)
 Dick Modzelewski (1964-66)
 Bill Sabatino (1968)
 Mitch Johnson (1971)
 Carl Barisich (1973-75)
 Mike St. Clair (1976-79)
 Paul Farren (1983-91)
 Tony Williams (1993)
 Larry Webster (1995)
 Orlando Bobo (1999)
 James Brown (2000)
 Mark Smith (2001)
 Cedric Killings (#2001)
 Felipe Claybrooks (2001)
 Nick Eason (2004)
 Nat Dorsey (2005)
 Phil Trautwein (#2009)
 Ko Quaye (2010)
 Jarrod Shaw (#2012)
 Paul McQuistan (2014)
 Cameron Erving (2015-16)

75

Jim McCusker (1963)
 Roger Shoals (1963-64)
 Bill Yanchar (1970)
 Wes Grant (1972)
 Allen Aldridge (1974)
 Stan Lewis (1975)
 Bob Lingenfelter (1977)
 Cleveland Crosby (#1980)
 Ray Bloch (#1981)
 Mark Buben (1982)
 Bill Contz (1983-86)
 Alex Carter (1987)
 Chris Pike (1989-90)
 Pio Sagapolutele (1991-95)
 Lomas Brown (1999)
 Steve Zahursky (2000)
 Damian Gregory (2002)
 Javier Collins (#2004)
 Simon Fraser (2005-07)
 Artis Hicks (2011)
 Oniel Cousins (2012-13)
 Joel Bitonio (2014-16)

76

Marion Motley (1946-51)
LOU GROZA (1952-59, 1961-67)

77

Willie Davis (1958-59)
 Dick Schafrath (1960-71)
 Fest Cotton (1972)
 Mark Ilgenfritz (1974)
 Ron East (1975)
 Lyle Alzado (1979-81)
 Matt Miller (1979, 1982)
 Rickey Bolden (1984-89)
 Ken Reeves (1990)
 Fred Childress (1992)
 Orlando Brown (1994-95, 1999)
 Ross Verba (2001-02, 2004)



Kevin Shaffer (2006-08)
Floyd Womack (2009-10)
John Greco (2011-16)

78

John Sandusky (1952-55)
Art Hunter (1956)
Willie McClung (1958-59)
Gene Selawski (1960)
Ed Nutting (1961)
Frank Parker (1962-64, 1966-67)
Bob McKay (1970-75)
Mickey Sims (1977-79)
Carl Hairston (1984-89)
Rob Woods (1991)
Dan Footman (1993-95)
Tyrone Rogers (1999-04)
Elthan Kelley (2005-07)
John St. Clair (2009-10)
Reid Fragel (#2013)
Alvin Bailey (2016)

79

Jerry Helluin (1952-53)
Don King (1954)
Bob Gain (1954-64)
Jim Battle (1966)
Bob Oliver (1969)
George Wright (1972)
Gerry Sullivan (1974-81)
Bob Golic (1982-88)
Mike Rusinek (*1987)
Mike Graybill (1989)
Scott Rehberg (1999)
Noel LaMontagne (2000)
DeVone Claybrooks (2001)
Barry Stokes (2002-03)
Scott Young (2008)
Tony Pashos (2010-11)
Rashad Butler (2013)
Andrew McDonald (#2014)

80

Al Akins (1946)
Bob Cowan (1947-48)
Warren Lahr (1949-51)
Len Ford (1952-57)
Dick Schafraith (1959)
Jim Marshall (1960)
Bill Glass (1962-68)
Joe Jones (1970-71, 1973)
Willie Miller (1975-76)
Lawrence Williams (1977)
Willis Adams (1979-85)
Terry Greer (1986)
Chris Kelley (*1987)
Chris Dressel (#1988)
Vernon Joines (1990)
Lynn James (1991)
Danny Peebles (1991)
Shawn Collins (1992)
Tom McLemore (1993-94)
Andre Rison (1995)
Ronnie Powell (1999)
Aaron Shea (2000-03)
Kellen Winslow (2004, 2006-08)
Brian Robiskie (2009-11)
Travis Benjamin (2012-13)
Dwayne Bowe (2015)
Ricardo Louis (2016)

81

Leon Clarke (1960-62)
Jim Garcia (1965)
Jack Gregory (1967-71, 1979)
Nick Roman (1972-74)
Oscar Roan (1975-78)

Harry Holt (1983-86)
Derek Tennell (*1987, 1987-89)
Scott Galbraith (1990-92)
Michael Jackson (1994-95)
Damon Gibson (1999)
David Dunn (1999)
Damon Dunn (1999)
Lenzie Jackson (2000)
Quincy Morgan (2001-04)
Antonio Bryant (2004-05)
Travis Wilson (2006, #2007)
Alex Smith (2010-12)
Tori Gurley (2013)
Jim Dray (2014-15)
Rashard Higgins (2016)

82

Bill Lund (1946-47)
Tommy James (1948-51)
George Young (1952-53)
Carlton Massey (1954-56)
Frank Clarke (1957-59)
Jim Houston (1960-72)
Tim George (1974)
Ozzie Newsome (1978-90)
Irv Smith (1999)
David Patten (2000)
Rickey Dudley (2001)
Steve Heiden (2002-09)
Benjamin Watson (2010-12)
Gary Barnidge (2013-16)

83

Darrel Brewster (1952)
Doug Atkins (1953-54)
Chuck Weber (1955-58)
A.D. Williams (1960)
Johnny Brewer (1961-67)
Chip Glass (1969-73)
Jubilee Dunbar (1974)
Ricky Feacher (1976-84)
Glen Young (1984)
Fred Banks (1985)
Glen Young (1987-88)
Donnie Echols (*1987)
Ray Butler (#1989)
Leo Lewis (1990)
Eugene Rowell (1990)
Arthur Cox (1991)
Darryl Ingram (1991)
Mark Bavaro (1992)
Mark Carrier (1993-94)
Michael Bates (1995)
Mark Campbell (1999-02)
Chad Mustard (2003)
Aaron Shea (2004-05)
Steve Sanders (2008)
Greg Estandia (2009)
Chansi Stuckey (2010)
Keavon Milton (2013)
Brian Hartline (2015)
Dennis Parks (#2016)

84

Ray Terrell (1946-47)
Ken Carpenter (1950-51)
Horace Gillom (1952-56)
Jim Ray Smith (1956)
Bill Quinlan (1957-58)
Paul Wiggin (1959-67)
Marvin Upshaw (1968-69)
Bob Briggs (1971-73)
Jim Thaxton (1974)
Gary Parris (1975-78)
McDonald Oden (1980-82)
Earnest Richardson (1974)

Glenn Young (1984)
Duriel Harris (1984)
Webster Slaughter (1986-91)
Keith Tinsley (*1987)
Rico Smith (1992-95)
Darrin Chiaverini (1999-00)
Andre King (2001-04)
Billy Miller (2005)
Joe Jurevicius (2006-08)
Robert Royal (2009-10)
Jordan Cameron (2011-14)
Rob Housler (2015)
Jordan Payton (2016)

85

Don Greenwood (1946-47)
Ara Parseghian (1948-49)
Ken Gorgal (1950)
Charley Ferguson (1961)
Clifton McNeil (1964-67)
Homer Jones (1970)
Frank Pitts (1971)
Paul Staroba (1972)
Ken Smith (1973)
Dave Logan (1976-83)
Bruce Davis (1984)
Clarence Weathers (1985-88)
David Verser (*1987)
Ray Williams (*1987)
Lawyer Tillman (1989, 1992-93)
Derrick Alexander (1994-95)
Kevin Johnson (1999-03)
C.J. Jones (#2003)
John Madsen (#2008)
Jake Allen (2009)
Sam Aiken (2010)
Brian Tyms (2013)
Rannell Hall (2015, #2016)

86

Lewis Mayne (1947)
Dub Jones (1948-51)
Dante Lavelli (1952-56)
Paul Wiggin (1957-58)
Bill Howton (1959)
Gern Nagler (1960-61)
Gary Collins (1962-71)
Gerald Irons (1976-79)
Dan Fulton (1981-82)
Brian Brennan (1984-91)
Terry Bell (*1987)
Patrick Rowe (1992-93)
Patrick Newman (1994)
Walter Reeves (1995)
Leslie Shepherd (1999)
Dennis Northcutt (2000-06)
Tim Carter (2007)
Martin Rucker (2008, #2009)
Michael Gaines (2009)
Johnathan Haggerty (2010)
Randall Telfer (#2015, 2016)

87

Fred Murphy (1960)
Tom Hutchinson (1963-65)
Eddie Barney (1967-68)
Rich Jackson (1972)
Curtis Weathers (1979-81)
Tim Stracka (1983-84)
Travis Tucker (1985-87)
Clayton Buford (*1987)
Ron Middleton (1989)
John Talley (1990-91)
Jamie Holland (1992)
Keenan McCardell (1992-95)
Zola Davis (1999)

STAFF

PLAYERS

2017 SEASON

HISTORY

RECORDS

GAME DAY



Damon Dunn (2000)
 O.J. Santiago (#2000, 2001)
 Andre' Davis (2002-04)
 John Owens (#2005)
 Darnell Dinkins (2006-08)
 Mike Furrey (2009)
 Dan Gronkowski (2011)
 Andre Smith (2013)
 Ryan Taylor (2014)
 Seth DeValve (2016)

88

Bob Steuber (1946)
 Mac Speedie (1952)
 Darrel Brewster (1952-58)
 Rich Kreitling (1959-63)
 Ron Duncan (1967)
 Ron Snidow (1968-72)
 Steve Holden (1973-76)
 John Smith (1979)
 Rocky Belk (1983)
 Darryl Lewis (1984)
 Reggie Langhorne (1985-91)
 Harold Stanfield (*1987)
 Stephen Pierce (*1987)
 Brian Kinchen (1991-95)
 Ryan Collins (1999)
 JaJuan Dawson (2000-01)
 Frisman Jackson (2002-2003, 2005)
 Chad Mustard (2004)
 Brad Cieslak (2008)
 Chansi Stuckey (2009)
 Greg Estandia (2010)
 Demetrius Williams (2010)
 Josh Cooper (2012-13)
 E.J. Bibbs (2015)

89

Milt Morin (1966-75)
 Keith Wright (1978-80)
 Bobby Jones (1983)
 Preston Brown (1984)
 John Jefferson (1985)
 Gerald McNeil (1986-89)
 Louis Watson (*1987)
 Mike Olyphant (1990-91)
 Pete Holohan (1992)
 Walter Reeves (1994-95)
 Harold Bishop (1995)
 Randy Palmer (1999)
 Bobby Brown (2000)
 Jammi German (2001)
 Jake Moreland (2001)
 Darnell Sanders (2002-2003)
 Richard Alston (2004)
 Paul Irons (2005)
 Paul Hubbard (2008)
 Evan Moore (2009-11)
 Gerell Robinson (#2014)
 Phil Bates (#2014)
 Connor Hamlett (2016)

90

Edgar Jones (1946-49)
 Rex Bumgardner (1950-51)
 Reggie Craig (1977)
 Marshall Harris (1980-82)
 Ralph Malone (1986)
 Rob Burnett (1990-95)
 James Williams (1999)
 Keith McKenzie (2000-01)
 Mark Word (2002-2003)
 Corey Jackson (2004)
 David McMillan (2006-07)
 Kenyon Coleman (2009-10)

Quinton Spears (2011)
 Billy Winn (2012-14)
 Emmanuel Ogbah (2016)

91

Henry Bradley (1979-82)
 Sam Clancy (1985-88)
 Darryl Sims (*1987)
 John Thornton (1991)
 Marcus Spriggs (1999-2000, #2001)
 Felipe Claybrooks (2003)
 Jovan Haye (#2006)
 Shaun Smith (2007-08)
 Brian Schaefering (2009-11)
 Hall Davis (2012)
 Brian Sanford (2013)
 Tyrone Holmes (2016)

92

Tom Colella (1946-48)
 Les Horvath (1949)
 Dom Mosselle (1950)
 Rich Dimler (1979)
 Mike Robinson (1981-82)
 Dave Butler (*1987)
 Michael Dean Perry (1988-94)
 Tau Papua (#1995)
 Roy Barker (1999)
 Courtney Brown (2000-04)
 David McMillan (2005)
 Ted Washington (2006-07)
 Shaun Rogers (2008-10)
 Jayme Mitchell (2011)
 Frostee Rucker (2012)
 Desmond Bryant (2013-15, #2016)

93

Ron Crews (1980)
 Scott Cooper (*1987)
 Mike Wise (1991)
 Jerry Ball (1993, 1999)
 Travis Hill (1994-95)
 Stalin Colinet (1999-01)
 Mark Smith (2001-02)
 Cedric Scott (2002)
 Michael Myers (2003-04)
 Orien Harris (2006)
 Louis Leonard (2007-08)
 Jason Trusnik (2009-10)
 John Hughes III (2012-16)

94

Jim Dewar (1947)
 Dean Sensenbaugher (1948)
 Don Phelps (1950-51)
 Elvis Franks (1980-84)
 Robert Brannon (*1987)
 Rusty Guilbeau (1987)
 Bob Buczkowski (1990)
 Frank Conover (1991)
 Bill Johnson (1992-94)
 Mike Frederick (1995)
 Derrick Alexander (1999)
 Gerard Warren (2001-2003)
 Amon Gordon (2004)
 Orlando Ruff (2005)
 Leon Williams (2006-08, #2009)
 Arnold Harrison (2009)
 Travis Ivey (2010)
 Auston English (2011, #2012)
 Tank Carder (2012)
 Randy Starks (2015)
 Carl Nassib (2016)

95

James White (#1985)

Marlon Jones (1987-89)
 Calvin Wallace (*1987)
 Rick Lyle (1994, #1995)
 Jamir Miller (1999-02)
 Antonio Garay (2003)
 Jason Fisk (2005)
 Kameron Wimbley (2006-09)
 Steve Octavien (2010)
 Juqua Parker (2012)
 Armondo Bryant (2013-15, #2016)

96

Don Shula (1951)
 Reggie Camp (1983-87)
 Andrew Stewart (1989)
 James Jones (1991-94)
 Mike Thompson (1999-00)
 Greg Spires (2001)
 Kenard Lang (2002-05)
 Babatunde Oshinowo (2006)
 Bobby Hamilton (2007)
 Alex Hall (2008)
 David Bowens (2009-10)
 Emmanuel Stephens (2011-12)
 Paul Hazel (2013)
 Keith Pough (2014)
 Xavier Cooper (2015-16)

97

Tom Brown (1981-83)
 Mike Kovaleski (*1987)
 Robert Banks (1989-90)
 Ernie Logan (1991-93)
 Romeo Bandison (#1994-95)
 Chad Eaton (#1995)
 Ryan Kuehl (1999-02)
 Alvin McKinley (2003-06)
 Santonio Thomas (2008)
 Jayme Mitchell (#2010)
 Jabaal Sheard (2011-14)
 Gabe Wright (2016)
 Dylan Wynn (#2016)

98

Carl Taseff (1951)
 Aaron Moog (*1987)
 Anthony Pleasant (1990-95)
 Arnold Miller (1999-00)
 Ebenezer Ekuban (2004)
 Nick Eason (2005-06)
 Robaire Smith (2007-10)
 Phil Taylor (2011-14)
 Jamie Meder (2015-16)

99

Fred Evans (1946)
 Bill Boedeker (1947-49)
 Keith Baldwin (1982-85)
 Darryl Sims (*1987, 1987-88)
 Johnie Cooks (1991)
 Alvin Wright (1992)
 Rich McKenzie (1995)
 Hurvin McCormack (1999)
 Orpheus Roye (2000-07)
 Corey Williams (2008-09)
 Scott Fujita (2010-12)
 Paul Kruger (2013-15)
 Stephen Paea (2016)

**BOLD CAPS DENOTES
 RETIRED NUMBERS**

*Denotes replacement player during 1987 players' strike.

#On injured reserve the entire season, on active roster but did not play in a regular season game or suspended did not play in a regular season game.



ASSISTANT COACHES (1946-95, 1999-2016)

Ernie Adams	1991-95	Aaron Glenn	2014-15	Rob Phillips	2001-04
Dave Adolph	1979-84, 1986-88	Todd Grantham	2005-07	Mike Pitts	2000
Brian Angelichio	2014-15	Fred Graves	2004	Kennedy Pola	2004
Bruce Arians	2001-03	Ernie Green	1969	Fran Polsofoot	1972-74
Dave Atkins	2005-08	Forrest Gregg	1974	Joe Popp	1989-90
Bobby Babich	2013-15	Al Groh	1992	Dick Portee	1999
Brian Baker	2013	Lou Groza	1968-69	Tom Pratt	1981-88
Phil Banko	2001-04	Paul Hackett	1981-82	Roy Prochaska	1971-72
Jim Bates	1991-93, 1995	Jeff Hafley	2001-15	Dan Radakovich	1989-90
Chris Beake	2011-12	Steve Hagen	2001-04, 2009-12	Dave Redding	1982-88
Raymond Berry	1976-77	Ray Hamilton	2001-02	Ray Rhodes	2011-12
Tom Bettis	1985	Pep Hamilton	2016	Paul Ricci	2014-15
Paul Bixler	1954-62	Mike Haluchak	2005-08	Alfredo Roberts	2007-08
Don Blackmon	1991	Tim Hauck	2012	Daron Roberts	2013
Dwaine Board	2011-12	Fritz Heisler	1946-70	Terry Robiskie	2001-06
Todd Bowles	2001-04	Jerome Henderson	2009-11	Brad Roll	2013
Zeke Bratkowski	1990	Richard Hightower	2014	Kurt Roper	2015
Ray Braun	1988	Pat Hill	1993-95	Jerry Rosburg	2001-06
Chuck Bresnahan	1994-95	Johnny Holland	2016	Keith Rowen	1984
John Brickels	1946-48	Jerry Holmes	1999-00	Rob Ryan	2009-10
Howard Brinker	1952-73	Ray Horton	2013, 2016	Nick Saban	1991-94
Clarence Brooks	1999	John Hufnagel	1999-00	Eric Sanders	2016
Gary Brown	2009-12	Jed Hughes	1989	Al Saunders	2016
Buck Buchanan	1978	Rod Humenuik	1975-82	Bob Saunders	2016
Chuck Bullough	2011-12	Hal Hunter Sr.	1989-92	Phil Savage	1991-93
Jacob Burney	1994-95	Hal Hunter	2016	Joe Scannella	1982-84
Jerry Butler	1999-00	Mark Hutson	2016	Rip Scherer	2005-08
Keith Butler	1999-02	Lindy Infante	1986-87	Kurt Schottenheimer	1987-88
Chris Caminiti	2008	Dick Jauron	2011-12	Marty Schottenheimer	1980-84
Dave Campo	2003-04	Kent Johnson	2010-12	Greg Seamon	2016
Pete Carmichael	2000	Taver Johnson	2004	Brad Seely	2009-10
Pete Carmichael Jr.	2000	Stan Jones	1989-90	George Sefcik	1975-77, 1989-90
Maurice Carthon	2005-06	William (Dub) Jones	1963-67	John Settle	1995, 2013
Rock Cartwright	2016	Tim Jorgensen	1999-01	Kyle Shanahan	2014
Wes Chandler	2007-08	Derik Keyes	2013-15	Mike Sheppard	1993-95
Brad Chidress	2012	Howard Keys	1970-71	Jim Shofner	1978-80, 1990
Rob Chudzinski	2004, 2007-08	Joe Kim	2000	Jerry Simmons	1991-95
Louie Croffi	2013, 2016	Billy Kinard	1976-77	Nick Skorich	1964-70
Ben Coates	2005-06	Rich Kotite	1978-82	Bob Slowik	1999
Blanton Collier	1946-53, 1962, 1975-76	Greg Landry	1985	Ryan Slowik	2016
William (Red) Conkright	1946	Paul Lanham	1989-90	Arl Smith	1999
Walt Corey	1975-77	Umberto Leone	2007-08	Carl Smith	2001-03, 2009-10
Bill Cowher	1985-88	Dale Lindsey	1974	Jerry Smith	1973
Bryan Cox	2009-10	Dowell Loggains	2014	Tom Spann	1995
Carl Crennel II	2005-06	John Lott	2005-06	Tony Sparano	1999-00
Romeo Crennel	2000	Rick Lyle	2009-12	Kevin Spencer	1991-94
Nolan Cromwell	2012	Anthony Lynn	2007-08	Luke Stechel	2009-12
Steve Crosby	1985, 1991-95	Marwan Maalouf	2005-06	Shane Steichen	2013
Joe Cullen	2013	Dick MacPherson	1978-80	Mike Sullivan	2001-04, 2007-08, 2013
Brian Daboll	2009-10	Eric Mangini	1995	Al Tabor	1972-77
John David Crow	1972-73	Richard Mann	1985-93	Chris Tabor	2011-16
Ted Daisner	2007-08	Steve Marshall	2007-08	Lionel Taylor	1989-90
Joe Daniels	1983-84	Cannon Matthews	2016	Timmy Tamerario	1950-51
Jeff Davidson	2005-06	Richie McCabe	1971-75	John Teerlinck	1989-90
Bill Davis	1999, 2011-12	Michael McCarthy	2015	Gary Tranquill	1991-93
Charlie Davis	1986-87	Mike McDaniel	2014	Marc Trestman	1988-89
John DeFilippo	2015	George McDonald	2009-10	Bob Trotter	2005-08
Alan DeGennaro	2007-09	Todd McNair	2001-03	Mel Tucker	2005-08
George DeLeone	2014-15	Richard McNutt	2008	Tony Tuioti	2014-15
Ken Delgado	2016	Randy Melvin	2005-08	Norv Turner	2013
Andy Dickerson	2009-10	Shawn Mennenga	2011-16	Scott Turner	2013
Chris DiSanto	2013	Mark Michaels	1999-00	Jeff Uhlenhake	2005-06
Rod Dowhower	1994	Creighton Miller	1946	Ed Ulinski	1954-70
Chuck Driesbach	2014-15	John Mitchell	1991-93	Cory Undlin	2005-08
Paul Dunn	2015	Dick Modzelewski	1988-77	Jim Vecchiarella	1990
Frank Edgerly	2015	Andy Moeller	2014-15	Rick Venturi	1994-95
Bill Edwards	1947-48	Wilbert Montgomery	2014-15	Frank Verducci	2007-08
George Edwards	2004	Buddy Morris	2002-04	Bob Voigts	1946
Matt Eberflus	2009-10	Howard Mudd	1983-88	Darwin Wallis	1983-88
Jon Embree	2013	Tom Myslinski	2004, 2007-09	George Warhop	2009-13
Dick Evans	1960-63	Robert Nunn	2016	Stan Watson	2016
Weeb Ewbank	1949-53	Bob Nussbaumer	1966-71	Anthony Weaver	2014-15
Jon Fabris	2000	Scott O'Brien	1991-95	Larry Weaver	1983
Mike Faulkner	1990	Kevin O'Connell	2015	Chuck Weber	1978-79
Foge Fazio	2001-02	Tom Olivadotti	1985-86	Mark Whipple	2011-12
Kirk Ferentz	1993-95	Jim O'Neil	2014-15	Ken Whisenunt	1999
Ken Flajole	2013	Chuck Pagano	2001-04	Woody Widehofer	1993-94
Brian Fleury	2014-15	Bob Palcic	1999	Jerry Williams	1971
Len Fontes	1980-82	Andre Patterson	2003-04	Kirby Wilson	2016
Dick Gallagher	1947-49, 1955-59	Clancy Pendergast	2003	Mike Wilson	2011-12
Jim Garrett	1978-84	Joe Pendry	1985-88	Mike Wolf	2014-15
Steve Gera	2013	Ray Perkins	1999-00	Dick Wood	1974
Doug Gerhart	1975	John Petercusk	1978-84	Gary Wroblewski	1989-90
Keith Gilbertson	2011	Joker Phillips	2015	Larry Zierlein	2001-04



DRAFT CHOICES

STAFF

PLAYERS

2017 SEASON

HISTORY

RECORDS

GAME DAY

1946

No draft

1947 - AAFC

Hoerner, Dick.....	B.....	Iowa
(Pre-draft bonus selection)		
Rich, Lawrence.....	C.....	Tulane
(Pre-draft bonus selection)		
1. Chappius, Bob (8).....	B.....	Michigan
2. Cowhig, Gerry (16).....	B.....	Notre Dame
3. Carpenter, Jack (24).....	T.....	Michigan
4. Cowan, Bob (32).....	B.....	Indiana
5. Griffen, Bill (40).....	T.....	Kentucky
6. Bush, Jack (48).....	T.....	Georgia
7. Rapacz, John (56).....	B.....	Oklahoma
8. Hazelhurst, Bob (64).....	B.....	Denver
9. Ellsworth, Ralph (72).....	B.....	Texas
10. Dewar, Jimmy (80).....	B.....	Indiana
11. Huber, Bill (88).....	E.....	Illinois
12. Gianelli, Mario (96).....	G.....	Boston
13. Shurnas, Marshall (104).....	E.....	Missouri
14. Signaigo, Joe (112).....	B.....	Notre Dame
15. Wisdeth, Dean (120).....	T.....	Minnesota

1948 - AAFC

1. Durkota, Jeff (8).....	B.....	Penn State
3. Cline, Ollie (18).....	B.....	Ohio State
7. Thompson, Tommy (41).....	C.....	William & Mary
9. Smith, Bill (53).....	T.....	North Carolina
11. Maughan, Ralph (65).....	B.....	Utah State
12. Sensenbaurer, Dean (73).....	B.....	Ohio State
13. Rubish, Mike (81).....	E.....	North Carolina
14. Sarkesian, Alex (89).....	C.....	Northwestern
15. Dworsky, Dan (97).....	B.....	Michigan
16. Beasley, Scott (105).....	E.....	Nevada
17. Steger, Russ (113).....	B.....	Illinois
18. Hoistma, Lou (121).....	E.....	William & Mary
19. Ashbaugh, Pete (129).....	B.....	Notre Dame
20. Templeton, Dave (137).....	G.....	Ohio State
21. Eddieleman, Dike (145).....	B.....	Illinois
22. Gambino, Lou (153).....	B.....	Maryland
23. McDowell, Jim (161).....	G.....	William & Mary
24. Fowle, Heywood (169).....	T.....	North Carolina
25. Parseghian, Ara (177).....	B.....	Miami (Ohio)
26. Saylor, Todd (185).....	E.....	Lafayette (Pa.)
27. Caughron, Harry (193).....	T.....	William & Mary
28. Lanzi, Pete (201).....	E.....	Youngstown State
29. Roman, George (209).....	T.....	Case Western Reserve
30. Sheehan, Mel (217).....	E.....	Missouri

1949 - AAFC

1. Mitchell, Jack (8).....	QB.....	Oklahoma
3. Collins, Albin "Rip" (21).....	B.....	Louisiana State
4. McEllan, Bill (29).....	T.....	Brown
5. McNeill, Ed (37).....	E.....	Michigan
6. O'Malley, Tom (45).....	B.....	Cincinnati
7. Alexander, Phil (53).....	B.....	South Carolina
8. Canneveno, Mike (61).....	T.....	Ohio State
9. Walker, Doak (69).....	B.....	Southern Methodist
10. Adams, Norb (77).....	B.....	Purdue
11. Norton, Negley (85).....	T.....	Penn State
12. Burns, Frank (93).....	B.....	Rutgers
13. Self, Clarence (101).....	B.....	Wisconsin
14. Kersulis, Walt (109).....	E.....	Illinois
15. Stuart, Bobby Jack (117).....	B.....	Army
16. Bowne, J.L. "Dinky" (125).....	B.....	Georgia Tech
25. Cooney, Larry (172).....	B.....	Penn State
26. Liningar, Jack (177).....	C.....	Ohio State
27. Gagne, Verne (182).....	E.....	Minnesota
28. Moran, Jim (187).....	B.....	John Carroll
29. Soboleski, Joe (192).....	T.....	Michigan

1950 - NFL

1. Carpenter, Ken (13).....	HB.....	Oregon State
2a. Sandusky, John (18).....	OT/DT.....	Villanova
(from Detroit for rights to HB Doak Walker, drafted by Browns in 1949)		
2b. Martin, Jim (26).....	OE/OT.....	Notre Dame
3. Robinson, Jimmy Joe (39).....	HB.....	Pittsburgh
4. Wilson, Bob "Red" (52).....	C/OE.....	Wisconsin
5. Phelps, Don "Dopey" (65).....	HB.....	Kentucky
6. Gorgai, Ken (78).....	QB.....	Purdue
7. Carter, Win (91).....	FB.....	Missouri
8. Frizzell, Russ (104).....	T.....	Tulsa
9. Duncan, Jim (117).....	OE.....	Wake Forest
10. O'Pella, Frank (130).....	HB/LB.....	William & Mary
11. Plotz, Bob (143).....	G.....	Pittsburgh

12. Cole, Emerson (156).....	FB.....	Toledo
13. Wright, Bupe (169).....	G.....	Rayor
14. Harrington, Packard (182).....	C.....	St. Mary's
15. Meland, Ted (195).....	G.....	Oregon
16. King, William "Art" (208).....	C.....	Ball State
17. McKinney, Hal (221).....	G.....	Missouri Valley
18. Truach, Joe (234).....	HB.....	Louisville
19. Songin, Ed "Butch" (247).....	QB.....	Boston College
20. Hackney, John (260).....	G.....	Murray State
21. Vogts, Leroy (273).....	OG.....	Washington U. (St. Louis)
22. Dowling, Jim (286).....	G.....	Santa Clara
23. Mosselle, Don (299).....	HB.....	Superior State
24. Woodland, Jack (312).....	HB.....	Bowling Green
25. Brasher, Jim (325).....	C.....	Maryland
26. Toogood, Charley (338).....	T.....	Nebraska
27. Gray, Dick (351).....	HB.....	Oregon State
28. Pyle, Billy (364).....	HB.....	Texas
29. Schmelker, Bob (377).....	E.....	Bowling Green
30. Massey, Jim (390).....	HB.....	Detroit Mercy

1951 - NFL

1. Konz, Ken (14).....	HB/S.....	LSU
2. Curtis, Ernest "Bucky" (26).....	OE.....	Vanderbilt
3. Helluin, Jerome (38).....	T.....	Tulane
4a. Oristaglio, Bob (39).....	FL.....	Pennsylvania
(from San Francisco as payment for E Gordon Soltau)		
4b. Smith, Bob (41).....	FB.....	Texas A&M
(from Green Bay for HB/DB Bill Boedeker)		
4c. Donovan, Artie (50).....	T.....	Boston College
5. Loomis, Ace (62).....	B.....	Wisconsin-LaCrosse
6. Rogas, Dan (74).....	G.....	Tulane
7a. Holdash, Irving (82).....	C.....	North Carolina
(from New York Yankees for John Yonakor)		
7b. Michaels, Walt (86).....	HB.....	Washington & Lee
8a. Spinney, Art (88).....	E.....	Boston College
8b. Clark, Max (98).....	HB.....	Houston
(from Green Bay for QB Tom O'Malley)		
9a. Toler, Burrell (105).....	G.....	San Francisco
(from Detroit for E Jim Ducan)		
9b. Shula, Don (110).....	DB.....	John Carroll
10. Gierula, Chet (123).....	G.....	Maryland
11. Custis, Bernie (135).....	B.....	Syracuse
12a. Seillers, Milan (142).....	HB.....	Florida State
(from Detroit Lions for FB Chuck Schroll)		
12b. Kirley, Stew (147).....	E.....	Morehead State
13. Voskuhl, Bob (159).....	C.....	Georgetown College (Ky.)
14. Cernoch, Rudy (171).....	T.....	Northwestern
15. Skibinski, Joe (183).....	G.....	Purdue
16. Pasky, Ed (195).....	QB.....	South Carolina
17. Kane Leroy (207).....	HB.....	Dayton
18. De Roin, Rube (219).....	C.....	Oklahoma State
19. Solari, Ray (231).....	G.....	California
20. Crocher, Jack (243).....	B.....	Tulsa
21. Stone, Ray (255).....	B.....	Texas
22. Taseff, Carl (267).....	FB.....	John Carroll
23. Champion, Johnny (279).....	HB.....	Southern Methodist
24. Benner, Wayne (291).....	HB.....	Florida State
25. Knispel, John (303).....	T.....	Wisconsin-LaCrosse
26. Williams, Fred (315).....	T.....	Arkansas
27. Jones, Jack (327).....	HB.....	Livingston State
28. Thrift, Roger (339).....	HB.....	East Carolina
29. Driver, Bill (351).....	QB.....	Florida State
30. Averno, Sisto (362).....	G.....	Muhlenberg

1952 - NFL

1a. Rechichar, Bert (10).....	DB.....	Tennessee
(from Detroit for E/T Jim Martin)		
1b. Agganis, Harry (12).....	QB.....	Boston University
2. Hughes, Bill (24).....	LB.....	Michigan State
3a. Klosterman, Don (26).....	QB.....	Loyola Marymount
(from New York Yankees)		
3b. Campanella, Joe (36).....	DT.....	Ohio State
4a. Costa, Elmer (39).....	T.....	North Carolina State
(from Green Bay)		
4b. Renfro, Ray (48).....	HB.....	North Texas
5. Jankovich, Keefer (60).....	E.....	College of Pacific
6. Shields, Burrell (72).....	DB.....	John Carroll
7. Pace, John (84).....	T.....	Mississippi State
8a. Williams, Stan (86).....	E.....	Baylor
(from New York Yankees)		
8b. Forester, Herschel (96).....	G.....	Southern Methodist
9. Finnell, Bob (108).....	B.....	Xavier
10. Ribiero, Pat (120).....	T.....	College of Pacific
11. Logan, Dick (132).....	T.....	Ohio State
12. Thompson, Roy (144).....	B.....	Florida State



13. Cosgrove, Tom (156)	C	Maryland
14. Ruzich, Steve (168)	G	Ohio State
15. Alpin, Holland (180)	E	Tampa
16a. Neathery, Herb (189)	HB	Illinois (from Detroit)
16b. Rowland, Ed (192)	T	Oklahoma
17. Sheets, Stewart (204)	T	Penn State
18. Mirchi, Ken (216)	G	Santa Clara
19a. Talarico, Sam (225)	T/G	Indiana (from San Francisco)
19b. Maccioli, Mike (228)	B	Purdue
20. Brandenberg, Bob (240)	B	Kansas
21. Calhoun, Dick (252)	DT	Baylor
22. Johnson, Howard "Corky" (264)	T	Santa Barbara
23. Robertson, Bobby (276)	HB/P	Indiana
24. Wren, Lowe "Junior" (288)	B	Missouri
25. Reddell, Billy (300)	B	Florida
26. Vernasco, Joe (312)	E	Illinois
27. Maletzky, Bill (324)	G	Maryland
28. Pietro, John (336)	G	Brown
29. Klevay, Walt (348)	B	Ohio State
30. Saban, John (360)	FB	Xavier

1953 - NFL

1. Atkins, Doug (11)	DT	Tennessee
2. Reynolds, Billy (23)	HB	Pittsburgh
3a. Bruney, Fred (35)	HB	Ohio State
3b. Donaldson, Gene (37)	G	Kentucky (from Detroit Lions for B Robert Smith)
4a. Hietikko, Jim (?)	T	Ohio State (from Dallas Texans for QB Don Klosterman)
4b. Tamburo, Dick (47)	C/LB	Michigan State
5. Van Doren, Bob (59)	E	Southern California
6. Steinbrunner, Don (71)	C/LB	Washington State
7. Filipski, Gene (83)	B	Villanova
8. Massey, Carlton (95)	E	Texas
9. McNamara, Bob (107)	E	Minnesota
10. Natali, Elmo (119)	FB	California State (Pa.)
11. Hiilinski, Dick (131)	T	Ohio State
12. Willhoite, Elmer (143)	G	Southern California
13. Fiss, Galen (155)	LB	Kansas
14. Nagler, Gern (167)	E	Santa Clara
15. Carson, Johnny (179)	E	Georgia
16. Kuykendall, Eric (191)	FB	Illinois
17. Bean, George (203)	B	Utah
18. Batten, Dick (215)	T	College of Pacific
19. Cain, Tom (227)	G	Colorado
20. Noll, Chuck (239)	T	Dayton
21. Crockett, Bill (251)	G	Rice
22. Looper, Byrd (263)	B	Duke
23. Kent, Ronnie (275)	B	Tulane
24. Labenda, John (287)	T	Wittenberg
25. Ellis, Jim (299)	B	Michigan State
26. Hoag, Charley (311)	B	Kansas
27. Sisco, Jack (323)	C	Baylor
28. Verkirk, Ray (335)	T	North Texas
29. Hobson, Clell (347)	B	Alabama
30. Myers, Andy (358)	G	Tennessee

1954 - NFL

Garret, Robert (1)	QB	Stanford (Bonus Selection)
1. Bauer, John (12)	G	Illinois
2. Hanulak, Chester "Chet" (24)	HB	Maryland
3. Bassett, Maurice (36)	FB	Langston (Okla.)
4. Hilgenberg, Jerry (48)	C	Iowa
5. Lucky, William (60)	T	Baylor
6a. Smith, James (64)	T	Baylor (from Baltimore for C Tom Cosgrove)
6b. Jenkins, Asa (72)	FB	Toledo
7. Miller, Donald (84)	HB	Southern Methodist
8a. Barbish, William (95)	E	Tennessee
8b. Harris, Charles (96)	HB	Georgia
9. Jones, Thomas (108)	HB	Miami (Ohio)
10a. Goss Donald (119)	G	Southern Methodist (from San Francisco for T/E Bob Van Doren)
10b. Pagna, Thomas (120)	HB	Miami (Ohio)
11. Schuebel, Max (132)	T	Rice
12. Bruenich, Thomas (144)	T	Maryland
13. Cummins, George (156)	LB	Tulane
14. Head, James (168)	FB	Iowa
15. Lysy, Chester (180)	B	Hardin-Simmons
16. Raidel, Richard (192)	G	Kent State
17. Chapman, Howard (204)	T	Florida
18. Wohman, William (216)	B	South Carolina
19. Taylor, John (228)	C	Austin
20. Pierce, Hugh (240)	C	North Carolina State

21. Baughman, James (252)	G	Illinois
22. Caudle, Lloyd (264)	B	Duke
23. Mischak, Robert (276)	E	Army
24. Grambling, John (288)	QB	South Carolina
25. Hughes, Thomas (300)	T	Virginia Tech
26. Luny, Joseph (312)	G	Kansas
27. Mapp, John (324)	B	VMU
28. Vergara, Vincent (336)	B	Syracuse
29. Carter, Troy (348)	B	VMU

1955 - NFL

1. Burris, Kurt (13)	C/LB	Oklahoma
2. Renfro, Weldon "Dean" (25)	HB	North Texas
3a. Hall, John (35)	DT/LB	Iowa (from Chicago Bears with B Fred Morrison for B Harry Jagade)
3b. Freeman, Bob (37)	QB	Auburn
4a. Reynolds, Paul (41)	HB	Notre Dame (from Green Bay for T Jerome Helluin)
4b. Palumbo, Sam (49)	DT/LB	Notre Dame
5. Dandoy, Aramis (61)	HB	Southern California
6. Bolden, Leroy (73)	HB	Michigan State
7. Locklear, Jack (85)	C/LB	Auburn
8. (choice traded to Detroit for E Marion Gaskin)		
9. Ford, Henry (109)	HB	Pittsburgh
10. Dillon, Glen (121)	OE	Pittsburgh
11. Knebel, Eric (133)	T	Southern Methodist
12. Eaton, Jack (145)	T	New Mexico
13. Borton, John (157)	QB	Ohio State
14. Robinson, Fred (169)	G	Washington
15. Smith, Bob (181)	HB	Nebraska
16. Suchy, Don (193)	C	Iowa
17. Leonard, Bob (205)	FB	Purdue
18. Champlin, Steve (217)	T	Oklahoma
19. Ebert, Tom (229)	E	Kansas State
20. Proctor, William (241)	T	Florida State
21. Spinks, Richard (253)	HB	Texas Tech
22. Stone, Gerald (265)	T	Southeastern Louisiana
23. Greer, James (277)	E	Elizabeth City State
24. Matsock, John (289)	HB	Michigan State
25. Lindo, Ernie (301)	HB	College of Pacific
26. Fife, Don (313)	C	Purdue
27. Baldwin, Bobby (325)	B	Sam Houston State
28. Tokus, Ed (337)	E	Georgia
29. Robinson, Tex (349)	HB	Temple
30. Leachman, Lamar (360)	C	Tennessee

1956 - NFL

1. Carpenter, Preston (13)	HB	Arkansas
2. Kinard, Billy (25)	DB	Mississippi
3a. Ross, Larry (34)	E	Denver (from Chicago with Bears' 6th choice for DT Doug Atkins and QB Ken Gargal)
3b. Quinlan, William (37)	E	Michigan State
4. Moss, Bob (49)	HB	West Virginia
5. Clarke, Frank (61)	E	Colorado
6a. Plunkett, Sherman (71)	E	Maryland Eastern Shore (from Chicago, see 3a.)
6b. Wiggin, Paul (73)	T	Stanford
7. Griffin, Charles (85)	E	Southern California
8. Hellyer, Len (97)	HB	Marshall
9. Hecker, Jack (109)	OE	Bowling Green
10. Rayburn, Ed (121)	T	Rice
11. Underdunk, William (133)	T	West Virginia
12. Javernick, Harry (145)	T	Colorado
13. Furey, Jim (157)	HB	Kansas State
14. Sidwell, Charles (169)	B	William & Mary
15. Davis, Willie (181)	G	Grambling
16. Cooper, Thurlow (193)	E	Maine
17. West, Ed (205)	QB	North Carolina
18. Carroll, Harold (217)	FB	Western Reserve
19. Sebest, John (229)	B	Eastern Kentucky
20. Mobra, Joe (241)	E	Oklahoma
21. Kaphis, Eugene (253)	E	Notre Dame
22. Brown, Samuel (265)	HB	UCLA
23. Althouse, Don (277)	E	Syracuse
24. Hughes, Jim (289)	G	San Jose State
25. Davenport, Bob (301)	FB	UCLA
26. Kammerman, Jack (313)	E	Utah
27. Dwyer, Ed (325)	E	Purdue
28. Sparks, Oliver (337)	G	Iowa State
29. Batts, John (349)	E	Vanderbilt
30. Bartholomew, Robert (360)	T	Wake Forest

1957 - NFL

1. Brown, Jim (6)	FB	Syracuse
2. Plum, Milt (17)	QB	Penn State
3. Walker, George (28)	QB	Arkansas
4. Camera, Paul (42)	OE	Stanford
5a. Jordan, Henry (52)	OT	Virginia

STAFF

PLAYERS

2017 SEASON

HISTORY

RECORDS

GAME DAY



(from Green Bay for HB Chester Lyssy)		
5b. Campbell, Milt (53)	HB	Indiana
6a. Amstutz, Joe (63)	C	Indiana
(from Green Bay for T George Cummins)		
6b. Martin, Harley (67)	T	California
7a. Hickerson, Gene (78)	OT	Mississippi
7b. Rotundo, Mike (82)	C	Michigan
(from N.Y. Giants for B Gene Filipki)		
8. Gillis, Dan (89)	C	Rice
9. Comstock, Don (103)	B	Alabama
10. Reinhart, Robert (114)	QB	San Jose State
11. Cummings, William (125)	T	Ohio State
12. Spitzberger, Rudy (139)	G	Houston
13. Sansom, Jerry (150)	E	Auburn
14. Feller, Don (161)	B	Kansas
15. Kaiser, Dave (175)	E	Michigan State
16. Bayuk, John (186)	B	Colorado
17. Tamburello, Frank (197)	QB	Maryland
18. Torczon, Laverne (211)	G	Nebraska
19. Ploen, Kenneth (222)	QB	Iowa
20. Stillwell, Jack (233)	E	North Carolina
21. Juneau, Curry (247)	E	Southern Mississippi
22. Winters, Bob (258)	B	Utah State
23. Frazer, Jim (269)	T	Hampden-Sydney
24. Napoleon, Allen (283)	B	Stanford
25. Dimitroff, Tom (294)	QB	Miami (Ohio)
26. Bliss, Allen (305)	E	Miami (Ohio)
27. Okulovich, Andy (319)	QB	Ohio State
28. Cockrell, Gene (330)	T	Hardin-Simmons
29. Trozzo, William (341)	T	West Virginia
30. McKiever, Bob (354)	B	Northwestern

1958 - NFL

1. Shofer, Jim (13)	DB	TCU
2. Mitchell, Charles (25)	G	Florida
3a. (choice traded to Chicago Bears for QB James Haluska)		
3b. Guy, Melvin (34)	T	Duke
(from Detroit for C Frank Gatski)		
4. Ninowski, Jim (49)	QB	Michigan State
5a. Funston, Farrell (60)	OE	College of Pacific
5b. Gibbons, Jim (61)	OE	Iowa
(from Detroit with RB Lew Carpenter for LB Roger Zatkoff)		
6. Wulff, James (72)	HB	Michigan State
7. Mitchell, Bob (84)	HB	Illinois
8. Lattimore, Bert (96)	E	Duke
9. Parrish, Bernie (108)	DB	Florida
10. Russavage, Leo (120)	T	North Carolina
11. Bowermaster, Russ (132)	OE	Ohio State
12. Brodhead, Robert (144)	QB	Duke
13. Williams, Hal (156)	B	Miami (Ohio)
14. Miller, Ken (168)	T	TCU
15. Hoelscher, Howard (180)	FB	Rice
16. Cornelison, Jerry (192)	T	Southern Methodist
17. Osborn, Roddy (204)	HB	Texas A&M
18. Johnson, Alvin Peter (216)	T	Idaho
19. Brown, Ed (228)	G	Arizona
20. Serieka, Edward (240)	E	Xavier
21. Martin, William (252)	B	Iowa State
22. Renn, Robert (264)	HB	Florida State
23. Verkey, Dan (276)	T	Washington State
24. O'Connor, Jim (288)	T	Marshall
25. Peters, Robert (300)	HB	Baylor
26. Thompson, Frank (312)	T	Wake Forest
27. Thelan, Dave (324)	HB	Miami (Ohio)
28. Boykin, William (336)	T	Michigan State
29. Czapla, Frank (348)	T	Missouri
30. Svendsen, Bernard (359)	C	Minnesota

1959 - NFL

1. Kreitling, Rich (11)	OE	Illinois
2. Schafraith, Dick (23)	OT	Ohio State
3. O'Brien, Francis (35)	OT	Michigan State
4a. Prahst, Gary (37)	OE	Michigan
(from Green Bay for E Len Ford)		
4b. Lloyd, Dave (47)	C	Georgia
5a. Wooten, John (53)	G	Colorado
(from Detroit for E Jim Gibbons)		
5b. LeBeau, Dick (58)	DB	Ohio State
6a. Prestel, James (70)	T	Idaho
(from New York for G Bob Mischak)		
6b. Denton, Bob (71)	DE	College of Pacific
7. Miller, Gene (82)	T	Rice
8a. Ptacek, Robert (87)	QB	Michigan
(from Chicago Cardinals for C Don Gillis)		
8b. (choice traded to Green Bay for E Dick Deschaine)		
9. Wilson, Kirk (106)	PIK	UCLA
10. Zeman, Robert (119)	B	Wisconsin
11. King, Gerald (130)	G	Kent State

12. Palandrani, Francis (143)	T	North Carolina State
13. Reese, Ray (154)	LB	Bowling Green
14. Dubenion, Elbert (167)	HB	Bluffton
15. Salwocki, Tom (178)	C	Pittsburgh
16. Caleb, Jamie (191)	B	Grambling
17. Schmittan, Homer (202)	E	Tennessee Tech
18. Hill, Ed (215)	G	Miami (Ohio)
19. Schroeder, Joe (226)	T	Xavier
20. McClain, Albert (239)	T	Shaw (N.C.)
21. Fraser, James (250)	G	Wisconsin
22. Wenzel, Joe (263)	E	Lehigh
23. Gardner, Jim (274)	T	Duke
24. Goings, Russ (287)	G	Xavier
25. Psycholski, Ernie (298)	T	Ohio State
26. Floyd, Homer (311)	B	Kansas
27. Baker, Larry (322)	T	Bowling Green
28. Abodie, Pete (335)	E	Tulane
29. Nietupolski, Ronald (346)	T	Illinois
30. Ketchie, Carl (359)	B	Washington State

1960 - NFL

1. Houston, Jim (8)	E	Ohio State
2a. Stephens, Larry (18)	DT	Texas
(from Pittsburgh with Steelers' 5th choice for E Darrel Brewster)		
2b. Gault, Prentice (19)	FB	Oklahoma
3. Fichtner, Ross (33)	B	Purdue
4a. Brewer, John (41)	E	Mississippi
(from Green Bay for HB Robert Freeman)		
4b. Marshall, Jim (44)	DT	Ohio State
5a. Jarus, Bob (53)	FB	Purdue
(from Green Bay for T Henry Jordan)		
5b. (Browns' choice traded to Pittsburgh, see 2a.)		
6. Khayat, Robert (69)	G	Mississippi
7. Anderson, Taz (80)	FB	Georgia Tech
8. White, Bob (91)	B	Ohio State
9. Burford, Chris (105)	E	Stanford
10. Washington, Clyde (116)	HB	Purdue
11. Franklin, Bob (127)	QB	Mississippi
12. Mostardi, Rich (141)	B	Kent State
13. Grecni, Rich (152)	C	Ohio University
14. Dumbauld, Bill (163)	T	West Virginia
15. Watkins, Thomas (177)	HB	Iowa State
16. Waldon, James (188)	QB	Wyoming
17. Coleman, Lovell (199)	B	Western Michigan
18. Hanlon, Jack (213)	B	Pennsylvania
19. Campbell, Jack (224)	E	Toledo
20. Nelson, Bob (235)	C	Wisconsin

1961 - NFL

1a. Crespino, Robert (10)	E	Mississippi
(choice acquired from Detroit with LB Robert Long for QB Jim Ninowski)		
1b. (Browns' choice traded to Dallas for T Paul Dickson and Dallas' 1st draft choice in 1962)		
2. Nutting, Edward (27)	T	Georgia Tech
3. (Browns' choice traded to Los Angeles for T Gene Selawski)		
4. Brown, John (55)	T	Syracuse
5. Lucci, Mike (69)	C	Tennessee
6a. Parker, Frank (79)	T	Oklahoma State
(choice acquired from Detroit for T William McClung)		
6b. (Browns' choice traded to St. Louis for E Don Fleming)		
7. Powell, Preston (97)	B	Grambling
8a. Cox, Fred (110)	HB	Pittsburgh
(choice acquired from Green Bay for FB Robert Jarus)		
8b. Frongillo, John (111)	T	Baylor
9. Gibbs, Jake (125)	QB	Mississippi
10a. Wolff, Wayne (129)	G	Wake Forest
(choice acquired from Washington for HB Jim Wulff)		
10b. Ericson, Ken (139)	E	Syracuse
11. Gault, Billy (153)	B	TCU
12. Lage, Richard (167)	E	Lenoir-Rhyne
13. Wilson, Jack (181)	B	Duke
14. Lohman, Phil (195)	C	Oklahoma
15. Taylor, Charles (209)	B	Mississippi
16. Shoals, Roger (223)	T	Maryland
17. Bird, Calvin (237)	B	Kentucky
18. Morris, Ed (251)	T	Indiana
19. Minihane, Robert (265)	G	Boston University
20. Baker, Charles (279)	T	Tennessee

1962 - NFL

1a. Collins, Gary (4)	E	Maryland
(from Dallas along with T Paul Dickson for Browns' first choice in 1961)		
1b. Jackson, Leroy (11)	B	Western Illinois
(rights to Jackson traded to Washington for rights to RB Ernie Davis)		
2a. Hinton, Charles (17)	T	North Carolina Central
(from Minnesota for T Jim Prestel, RB Jamie Caleb and Vikings 11th round choice)		
2b. Stephens, Sandy (25)	QB	Minnesota



3a. (Browns' choice traded to Dallas for G Duane Putnam)		
3b. Furman, John (42)	QB	Texas-El Paso
(choice acquired from Green Bay for QB John Roach)		
4. Sczurek, Stan (53)	G	Purdue
5. Rivera, Henry (67)	HB	Oregon State
6. Tidmore, Sam (81)	E	Ohio State
7. Havlicek, John (95)	E	Ohio State
(Browns' choice traded to Detroit for DT Erroll Linden)		
9. Dickerson, Charles (123)	T	Illinois
10a. Goerlitz, Gerald (129)	C	Northern Michigan
(from Minnesota for T Robert Denton)		
10b. White, Albert (137)	B	Capital
11a. Myers, Ronnie (142)	E	Villanova
(from Minnesota, see 2a.)		
11b. McNeil, Clifton (151)	E	Grambling
12. Stute, Ted (165)	E	Ohio University
13. Gardner, Frank (179)	T	North Carolina Central
14. Shorter, Jim (193)	B	Detroit Mercy
15. Goosby, Tom (207)	G	Baldwin-Wallace
16. Biodrowski, Dennis (221)	E	Memphis
17. Harlan, Herbert (235)	E	Baylor
18. Bishop, Sonny (249)	G	Fresno State
19. Anabro, John (263)	QB	Fresno State
20. Flately, Paul (277)	B	Northwestern

1963 - NFL

1. Hutchinson, Tom (9)	E	Kentucky
2. Kanicki, Jim (23)	T	Michigan State
(Browns' choice traded to Los Angeles with DT Larry Stephens and Browns' 6th choice for QB Frank Ryan and HB Tom Wilson)		
4. Munsey, Bill (51)	B	Minnesota
5a. (Browns' choice traded to Pittsburgh for RB Charley Scales)		
5b. Baker, Frank (68)	B	Toledo
(from Detroit with RB Howard Cassidy and DE Bill Glass for RB Tom Watkins and DE Dave Lloyd)		
6a. Borghetti, Ernest (72)	T	Pittsburgh
(from Minnesota for DB Tom Franckhouser, OT Erroll Linden, WR Charlie Ferguson and K Fred Cox)		
6b. Bloom, Tom (72)	B	Purdue
(Philadelphia's choice awarded to Cleveland for improper waiver procedure involving Howard Cassidy)		
6c. (Browns' choice traded to Los Angeles, see 3.)		
7. (Browns' choice traded to Green Bay for RB Ernie Green)		
8. Sweeney, Walter (107)	E	Syracuse
9. Raimey, Dave (121)	B	Michigan
10. Bobbitt, Jim (135)	G	Michigan State
11. Graham, Art (149)	WR	Boston College
12. Infante, Lindy (163)	B	Florida
13. Katterhenrich, Dave (177)	B	Ohio State
14. Faulkner, Staley (191)	T	Texas
15. Reade, Lynn (205)	T	Southern California
16. Kelly, Richard (219)	OG	Georgia
17. Anderson, Richard (233)	E	Penn State
18. Garvin, Bobby (247)	T	Mississippi State
19. Sherman, Gary (261)	LB	Bowling Green
20. Shaw, Steve (275)	B	Vanderbilt

1964 - NFL

1. Warfield, Paul (11)	WR	Ohio State
2. Truax, Bill (26)	TE	LSU
(Browns' choice traded to Dallas for DT Ken Frost)		
3. Shackelford, Don (54)	T	College of Pacific
5. Klein, Richard (67)	T	Wichita State
(Browns' choice traded to Dallas for G Andy Cvercko)		
7. Odom, Sammy (95)	LB	Northwestern State (La.)
8. Kelly, Leroy (110)	HB	Morgan State
9. Biscoe, John (123)	LB	Arizona
10a. Van Raaphorst, Richard (135)	K	Ohio State
10b. Robinson, Bobby (138)	G	Mississippi
(choice acquired from Minnesota for RB Tom Wilson)		
11. Versprille, Edward (151)	FB	Alabama
12. Mitchell, Ed (166)	T	Southern
13. Meehan, Bob (179)	G	Syracuse
14. Sieg, Terry (194)	HB	Virginia
15. Houtman, John (207)	T	Michigan
16. Williams, Sidney (222)	E	Southern
17. Bartolomeoli, Larry (235)	T	Western Michigan
18. Lewis, Sherman (250)	HB	Michigan State
19. Higgins, Jim (263)	G	Xavier
20. Archer, Dave (278)	T	Syracuse

1965 - NFL

1. (Browns' choice traded to San Francisco for G Ted Connolly)		
2a. Garcia, James (17)	T	Purdue
(from Chicago along with DB Lowell Caylor and Bears' 3rd round choice for TE Rich Kreitling)		
2b. Bussell, Gerry (22)	HB	Georgia Tech
(choice acquired from Los Angeles for TE Bill Truax)		

2c. Johnson, Walter (27)	DT	Los Angeles State
3a. Scott, Robert "Bo" (32)	HB	Ohio State
(choice acquired from Chicago, see 2a.)		
3b. Maples, Bob (41)	C	Baylor
4. (Browns' choice traded to Minnesota for DT Mike Bundra)		
5. Irwin, Bill (69)	T	Mississippi
6a. Simkus, Arnold (72)	T	Michigan
(from San Francisco for C Frank Morze)		
6b. Aldredge, Corwyn (83)	E	Northwestern State (La.)
7. Lindsey, Dale (97)	LB	Western Kentucky
8. Howell, Mike (111)	QB	Grambling
9. Lane, Gary (125)	QB	Missouri
10. Screen, Pat (139)	QB	LSU
11. Cordill, Olie (153)	HB	Memphis
12. Canale, Justin (167)	G	Mississippi State
13. Pickett, Henry (181)	HB	Baylor
14. Simrell, Dan (195)	QB	Toledo
15. Gagner, Larry (209)	T	Florida
16. Anthony, Mel (223)	FB	Michigan
17. Boyette, John (237)	T	Clemson
18. Arrington, Dick (251)	G	Notre Dame
19. Orazen, Ed (265)	G	Ohio State
20. Goldberg, Frank (279)	LB	Central Michigan

1966 - NFL

1. Morin, Milt (14)	TE	Massachusetts
2. Norton, Rick (29)	QB	Kentucky
3. (Browns' choice traded to N.Y. Giants for DB Erich Barnes)		
4. Duranko, Pete (61)	DE	Notre Dame
5a. Schultz, Randy (74)	FB	Iowa State
(from Detroit for OT Roger Shoals)		
5b. Fulford, Dan (78)	E	Auburn
6a. Battle, James (90)	DE	Southern
(from N.Y. Giants for DT Mike Bundra)		
6b. Hoaglin, Fred (93)	C	Pittsburgh
7. Carter, Leroy (109)	FL	Grambling
8. Talaga, Tom (123)	OT	Notre Dame
9. Gregory, Jack (139)	DE	Chattanooga
10. Ledbetter, Monty (153)	FL	Northwestern State (La.)
11. Fire, Tony (169)	DT	Bowling Green
12. Czap, Rich (183)	T	Nebraska
13. Boudreaux, James (199)	DT	Louisiana Tech
14. Lammons, Pete (213)	FL	Texas
15. Ellis, Bob (229)	DB	Massachusetts
16. Ray, David (243)	DB	Alabama
17. Modzelewski, Gene (259)	T	New Mexico State
18. Harraway, Charlie (273)	FB	San Jose State
19. Singer, Karl (289)	DT	Purdue
20. Petro, Joe (303)	DB	Temple

1967 - NFL

1. Matheson, Bob (18)	LB	Duke
2. Conjar, Larry (46)	FB	Notre Dame
3a. Cockroft, Don (55)	KP	Adams State
(from N.Y. Giants for DE Jim Garcia)		
3b. Barney, Eppie (72)	WR	Iowa State
4a. Ward, Carl (83)	HB	Michigan
(from Atlanta for RB Charley Scales)		
4b. Taffoni, Joe (98)	T	Tennessee-Martin
5. (Browns' choice traded to Dallas for G Joe Bob Isbell)		
6. DeMarie, John (152)	C	LSU
7. House, Bill (177)	DT	Youngstown State
8. Devrow, Bill (205)	DB	Southern Mississippi
9. Dowdy, Cecil (230)	LB	Alabama
10. Copeland, James (255)	G	Virginia
11. Sabatino, Bill (282)	DE	Colorado
12. Fowler, Charles (308)	OT	Houston
13. Andrews, Bill (333)	LB	Southeastern Louisiana
14. Rogers, Floyd (360)	DT	Clemson
15. Williamson, Dennis (386)	DB	Wisconsin-Whitewater St.
16. Williams, Don (411)	WR	Akron
17. Davis, Ben (439)	HB	Defiance

1968 - NFL

1. Upshaw, Marvin (21)	DE	Trinity (Tex.)
2. Garlington, John (47)	LB	LSU
3a. Olszewski, Harry (64)	G	Clemson
(from Pittsburgh for OT John Brown and Steelers' 10th round choice)		
3b. Morrison, Reece (66)	HB	Texas-San Marcos
(from Washington along with QB Dick Shiner for QB Jim Ninowski)		
3c. (Browns' choice traded to Los Angeles for DB George Youngblood)		
4. Meylan, Wayne (104)	LB	Nebraska
5a. Wempe, Mike (131)	OT	Missouri
5b. Jackson, Jackie (134)	DB	Clemson
(from Baltimore for P David Lee)		
6a. James, Nathan (152)	DB	Florida A&M
(from N.Y. Giants for LB Vince Costello)		
6b. (Browns' choice traded to Philadelphia for TE Ron Duncan)		



7. Brady, Dale (186).....	HB	Memphis
8. Schoen, Tom (212).....	DB	Notre Dame
9. Porter, David (238).....	DE	Michigan
10a. Greer, James (255).....	DT	Stephen F. Austin
(from Pittsburgh, see 3a.)		
10b. Mitchell, Alvin (267).....	DB	Morgan State
11. Alcom, Jim (293).....	QB	Claron State
12. Beutler, Tom (319).....	LB	Toledo
13. Sellers, Terry (348).....	DB	Georgia
14. Whipps, Edgar (374).....	FB	Jackson State
15. Baxter, Bob (400).....	FL	Memphis
16. Sievert, Dick (429).....	DE	Wisconsin-River Falls
17. McDuffie, Wayne (455).....	C	Florida State

1969 - NFL

1. Johnson, Ron (20).....	FB	Michigan
2. (Browns' choice traded to Washington for DE Ron Snidow)		
3a. Jenkins, Al (55).....	G	Tulsa
(from Philadelphia for RB Larry Conjar)		
3b. Glass, Charles "Chip" (72).....	TE	Florida State
4. Summers, Fred (98).....	DB	Wake Forest
5. Hooker, Fair (124).....	FL	Arizona State
6a. Adams, Larry (145).....	DT	TCU
(from N.Y. Giants for QB Gary Lane)		
6b. Righetti, Joe (150).....	DT	Waynesburg
7. Sumner, Walt (176).....	DB	Florida State
8. Reynolds, Chuck (202).....	C	Tulsa
9. Kamzelski, Ron (228).....	DT	Minnesota
10. Shelly, Greg (254).....	G	Virginia
11. Jones, Dave (280).....	FL	Kansas State
12. Davis, Dick (306).....	HB	Nebraska
13. Boutwell, Tom (332).....	QB	Southern Mississippi
14. Smaha, Jiggy (358).....	DT	Georgia
15. Stevenson, Joel (384).....	TE	Georgia Tech
16. Lowe, James (410).....	FL	Tuskegee
17. Oliver, Bob (436).....	DE	Ablene Christian

1970 - NFL

1a. Phipps, Mike (3).....	QB	Purdue
(from Miami for WR Paul Warfield)		
1b. McKay, Bob (21).....	T	Texas
2a. Jones, Joe (36).....	DE	Tennessee State
(from New Orleans for LB John Brewer)		
2b. Sherk, Jerry (47).....	DT	Oklahoma State
3. (Browns' choice traded to Dallas for QB Jerry Rhome)		
4. Stevenson, Rickey (99).....	B	Arizona
5. Engel, Steve (125).....	HB	Colorado
6. Cilek, Mike (151).....	QB	Iowa
7. Wycinsky, Craig (177).....	G	Michigan State
8. Davidson, Honester (203).....	S	Bowling Green
9. Brown, Geoff (229).....	LB	Pittsburgh
10. Yanchar, Bill (255).....	DT	Purdue
11. Benner, Gene (281).....	WR	Maine
12. Sanders, Jerry (307).....	K	Texas Tech
13. Roberts, Larry (333).....	HB	Central Missouri
14. Tharpe, Jim (359).....	LB	Lincoln (Mo.)
15. Homoly, Guy (385).....	CB	Illinois State
16. Redebaugh, John (411).....	TE/K	Bemidji State
17. Tabb, Charles (437).....	TE/RB	McMurry

1971 - NFL

1. Scott, Clarence (14).....	CB	Kansas State
2. Cornell, Robert "Bo" (40).....	HB	Washington
3a. Staroba, Paul (66).....	WR	Michigan
3b. Hall, Charles (68).....	LB	Houston
(from Kansas City for DE Marvin Upshaw)		
4. Pena, Robert "Bubba" (92).....	G	Massachusetts
5. Brown, Stanley (118).....	WR	Purdue
6a. Dieken, Doug (142).....	T	Illinois
(from Chicago for WR Eppie Barney)		
6b. Dixon, Jay (144).....	DE	Boston University
7. Jacobs, Bob (170).....	K	Wyoming
8. Zelina, Larry (196).....	HB	Ohio State
9. Levels, Wilmur (222).....	S	North Texas
10. Casteel, Steve (248).....	LB	Oklahoma
11. Sikich, Mike (274).....	G	Northwestern
12. Blanchard, Felix "Tony" (300).....	TE	North Carolina
13. Jamula, Thad (326).....	T	Lehigh
14. Kingrea, Rick (352).....	LB	Tulane
15. Green, William "Bill" (378).....	CB	Western Kentucky
16. Smith, David (404).....	WR	Mississippi State
17. Dillon, Leo (430).....	C	Dayton

1972 - NFL

1. Darden, Thom (18).....	DB	Michigan
2a. Brooks, Clifford (45).....	DB	Tennessee State
2b. Sims, Lester (51).....	DE	Alabama
(from Miami for LB Bob Matheson)		
3. (Browns' choice traded to L.A. Rams with G Joe Taffoni for T Mitch		

Johnson and Minnesota's 5th round choice)

4. (Browns' choice traded to Kansas City along with Browns' 3rd round choice in 1973 for WR Frank Pitts)		
5a. Hunt, George (122).....	K	Tennessee
5b. Kucera, Greg (128).....	HB	Northern Colorado
(from Los Angeles, see 3.)		
6. Forey, Leonard (149).....	G	Texas A&M
7. Wesley, Don (174).....	OT	Maryland Eastern Shore
8. McKinnis, Hugh (201).....	HB	Arizona State
9a. McKee, Larry (226).....	G	Arizona
9b. Lefear, Billy (230).....	WR/RB	Henderson (Ark.)
(from Baltimore for LB Tom Beutler)		
10. Mosier, Herschell (253).....	DT	Northwestern Oklahoma
11. Long, Mel (278).....	LB	Toledo
12. Chapman, Bernard (305).....	DB	Texas-El Paso
13. Sipe, Brian (330).....	QB	San Diego State
14. Stewart, Ed (357).....	G	East Central (Okla.)
15. McCullar, Jewell (382).....	LB	Chico State
16. Wakefield, Richard (409).....	WR	Ohio State
17. Portz, William (434).....	DB	Sterling (Ka.)

1973 - NFL

1a. Holden, Steve (16).....	WR	Arizona State
(from N.Y. Giants along with 2nd round choice for DE Jack Gregory and CB Freddie Summers)		
1b. Adams, Pete (22).....	G	Southern California
2a. Pruitt, Greg (30).....	HB	Oklahoma
(from New York with Giants, see 1a.)		
2b. Steinke, Jim (47).....	DB	Texas-San Marcos
3a. Crum, Bob (67).....	DE	Arizona
(from Baltimore for C Fred Hoaglin)		
3b. (Browns' choice traded to Kansas City along with Browns' 4th round choice in 1972 for WR Frank Pitts)		
4a. Dorris, Andy (93).....	LB	New Mexico State
(from Baltimore for K George Hunt)		
4b. Mattingly, Randy (100).....	QB	Evansville
5. (Browns' choice traded to San Diego for DT George Wright)		
6. Green, Van (150).....	DB	Shaw (N.C.)
7. (Browns' choice traded to Miami for C Bob DeMarco)		
8. (Browns' choice traded to Detroit for DT Jerry Rush)		
9. Wester, Curtis (228).....	G	Texas A&M - Commerce
10. Humphrey, Tom (256).....	T	Ablene Christian
11. Barisich, Carl (281).....	DT	Princeton
12. Simmons, Stan (306).....	TE	Lewis and Clark
13. Romaniszyn, Jim (334).....	LB	Edinboro
14. Popelka, Robert (359).....	DB	Southern Methodist
15. Sullivan, Dave (384).....	WR	Virginia
16. Greenfield, George (412).....	HB	Murray State
17. McClowry, Robert (437).....	C	Michigan State

1974 - NFL

1. (Browns' choice traded to San Diego along with Browns' 2nd round choice in 1975 for LB Bob Babich and Chargers' 4th round choice in 1975)		
2. Corbett, Billy (40).....	OT	Johnson C. Smith
3. (Browns' choice traded to Denver for QB Don Horn and a 6th round choice)		
4. (Browns' choice traded to Oakland for WR Gloster Richardson)		
5. Ilgenfritz, Mark (118).....	DE	Vanderbilt
6a. Pritchett, Billy (146).....	FB	West Texas A&M
(choice acquired from Buffalo)		
6b. (Browns' choice traded to Denver, see 3.)		
7a. Herrick, Bob (163).....	WR	Purdue
(from St. Louis for LB Andy Dorris)		
7b. Sullivan, Gerry (171).....	C/OT	Illinois
8a. (Browns' choice traded to Washington with T Mitch Johnson for a 3rd round choice in 1973)		
8b. Brown, Eddie (199).....	DB	Tennessee
(from Buffalo for LB Rick Kingrea)		
9. Scott, Dan (224).....	G	Ohio State
10a. Puestow, Mike (238).....	WR	North Dakota State
(from Chicago for QB Randy Mattingly)		
10b. (Browns' choice traded to Buffalo for TE Jan White)		
11. Gooden, Tom (274).....	K	Harding
12. McNeil, Ron (302).....	DE	North Carolina Central
13. Seifert, Mike (327).....	DE	Wisconsin
14. Hunt, Bob (352).....	HB	Heidelberg
15. Terrell, Ransom (380).....	LB	Arizona
16. Anderson, Preston (407).....	DB	Rice
17. Buchanan, Carlton (430).....	DT	Southwestern Oklahoma St.

1975 - NFL

1. Mitchell, Mack (5).....	DE	Houston
2. (Browns' choice traded to San Diego with Browns' 1st round choice in 1974 for LB Bob Babich and Chargers' 4th round choice in 1974)		
3. Roan, Oscar (57).....	TE	Southern Methodist
4a. Peters, Tony (82).....	DB	Oklahoma
4b. (Browns' choice with LB Bob Babich traded to New England for WR Reggie Rucker)		
5a. Zimba, John (109).....	DE	Villanova



5b. Cope, Jim (119).....	LB.....	Ohio State (from Detroit for CB Ben Davis)
6a. (Browns' choice traded to San Diego for TE James Thaxton)		
6b. Miller, Charles (150).....	DB.....	West Virginia (from Washington for WR Paul Starob)
6c. Hynoski, Henry (154).....	HB.....	Temple (from Oakland for WR Frank Pitts)
7. Wang, Merle (161).....	OT.....	TCU
8. Santliri, Barry (186).....	TE.....	Purdue
9a. Poole, Larry (213).....	HB.....	Kent State
9b. Hogan, Floyd (215).....	DB.....	Arkansas (from Kansas City for DE Bob Briggs)
10. Lewis, Stan (238).....	DE.....	Wayne State (Neb.)
11. Marinelli, Tom (265).....	G.....	Boston College
12. Ambrose, Dick (290).....	LB.....	Virginia
13. Armstead, Willie (317).....	WR.....	Utah
14. Barrett, Tim (342).....	HB.....	John Carroll
15. Moore, Willie (369).....	DT.....	Johnson C. Smith
16. McKay, John (394).....	WR.....	Southern California
17. Graf, Dave (421).....	LB.....	Penn State

1976 - NFL

1. Pruitt, Mike (7).....	HB.....	Purdue
2. (Browns' choice traded to Oakland for LB Gerald Irons and Raiders' 9th round choice)		
3. Logan, Dave (65).....	WR/TE.....	Colorado
4a. Swick, Gene (97).....	QB.....	Toledo (from Philadelphia for CB Clifford Brooks)
4b. St. Clair, Mike (99).....	DE.....	Grambling
5. Sheppard, Henry (130).....	OT.....	Southern Methodist
6. (Browns' choice traded to Chicago for Glen Holloway)		
7. Cassidy, Steve (189).....	DT.....	LSU
8. (Browns' choice traded to Buffalo for S Neal Craig)		
9a. Reed, James (242).....	HB.....	Mississippi
9b. Nagel, Craig (261).....	QB.....	Purdue (from Oakland, see 2.)
10. Kleber, Doug (271).....	OT.....	Illinois
11. Celek, Chuck (297).....	DE.....	Kent State
12. (Browns' choice traded to Houston for WR Willie Miller)		
13. Murray, Brian (354).....	OT.....	Arizona
14. Smaizer, Joe (381).....	TE.....	Illinois
15. Philyow, Luther (408).....	DB.....	Loyola Marymount
16. Lorenzen, Chris (438).....	DT.....	Arizona State
17. Fleming, Tom (465).....	WR.....	Dartmouth

1977 - NFL

1. Jackson, Robert L. (17).....	LB.....	Texas A&M
2. Skladany, Tom (46).....	P/K.....	Ohio State (rights later traded to Detroit for 3rd round choice in 1978 and a 7th round choice in 1979)
3. (Browns' choice traded to Buffalo with 6th round choice for DT Earl Edwards)		
4a. Davis, Oliver (102).....	DB.....	Tennessee State
4b. Sims, Robert "Mickey" (110).....	DT.....	South Carolina State (from Chicago for QB Mike Phipps)
5. (Browns' choice traded to San Diego for DE Ron East)		
6. (Browns' choice traded to Buffalo, see 3.)		
7a. Randle, Ken (173).....	WR.....	Southern California (from Atlanta for DE Ron East)
7b. Smith, Blane (184).....	TE.....	Purdue
7c. Lingenfelter, Bob (188).....	OT.....	Nebraska (from St. Louis for S Neal Craig)
8. Armstrong, Bill (213).....	DB.....	Wake Forest
9. Brown, Daryl (240).....	KR.....	Tufts
10. Burkett, Tom (269).....	T.....	North Carolina
11. Nash, Charles (296).....	WR.....	Arizona
12. Tierney, Leo (325).....	C.....	Georgia Tech

1978 - NFL

1a. Matthews, Clay (12).....	LB.....	Southern California
1b. Newsome, Ozzie (23).....	WR.....	Alabama (from Los Angeles with 4th round choice for 1st round choice obtained for QB Mike Phipps)
2. Evans, Johnny (39).....	P/QB.....	North Carolina State
3a. Collins, Larry (67).....	HB.....	Texas A&M - Kingsville (choice acquired from Detroit along with 7th round choice in 1979 for rights to P Tom Skladany)
3b. Miller, Mark (68).....	QB.....	Bowling Green
4a. (Browns' choice to Miami along with 7th round choice as compensation for signing WR Paul Warfield)		
4b. Pullara, Pete (103).....	G.....	Chattanooga (from Los Angeles, see 1b.)
5. Wright, Keith (122).....	FL.....	Memphis
6. Pitts, Al (149).....	C.....	Michigan State
7. (Browns' choice to Miami, see 4a.)		
8. Turnbow, Jesse (205).....	DT.....	Tennessee
9. Kramer, Jon (234).....	OG.....	Baylor
10. Watson, Brent (261).....	OT.....	Tennessee

11. Gillard, Larry (290).....	DT.....	Mississippi State
12. Biedermann, Leo (317).....	OT.....	California

1979 - NFL

1a. (Browns' choice traded to San Diego for 1st and 2nd round choices)		
1b. Adams, Willis (20).....	WR.....	Houston (from San Diego, see 1a.)
2a. Johnson, Lawrence (40).....	CB.....	Wisconsin
2b. Clapham, Sam (47).....	OT.....	Oklahoma (from San Diego, see 1a.)
3. Ramey, James (70).....	DE.....	Kentucky
4. Miller, Matt (95).....	OT.....	Colorado
5a. (Browns' choice traded to Los Angeles along with TE Oscar Roan for Rams' 5th and 6th round picks)		
5b. Dimler, Rich (124).....	DT.....	Southern California (from Los Angeles, see 5a.)
6a. Burrell, Clinton (151).....	DB.....	LSU
6b. Ronan, Jim (163).....	DT.....	Minnesota (from Los Angeles, see 5a.)
7a. (Browns' choice traded to Oakland along with 12th round pick for Raiders' 7th and 9th round selections)		
7b. (Browns' choice traded to Philadelphia for RB Tom Sullivan)		
7c. Risien, Cody (183).....	OT.....	Texas A&M (from Oakland, see 7a.)
8. Perkw, Kent (204).....	DE.....	San Diego State
9a. McGee, Carl (234).....	LB.....	Duke
9b. Weathers, Curtis (241).....	TE.....	Mississippi (from Oakland, see 7a.)
10. Smith, John (261).....	WR.....	Tennessee State
11. Poeschl, Randy (287).....	DE.....	Nebraska
12a. Methvin, Dewitt (315).....	C.....	Tulane (choice acquired from Washington for DE Joe Jones)
12b. (Browns' choice traded to Oakland, see 7a.)		

1980 - NFL

1a. (Browns' 1st and 6th round choices traded to Los Angeles for Rams' 1st, 2nd, 4th and 5th round choices)		
1b. White, Charles (27).....	RB.....	Southern California (choice acquired from Los Angeles, see 1a.)
2a. (Browns' choice along with 5th round choice traded to Denver for DE Lyle Alzado)		
2b. Crosby, Cleveland (54).....	DE.....	Arizona (from Los Angeles, see 1a.)
3. Odom, Cliff (72).....	LB.....	Texas-Arlington
4a. Crews, Ron (99).....	DE.....	Nevada-Las Vegas
4b. McDonald, Paul (109).....	QB.....	Southern California (from Los Angeles, see 1a.)
5a. Franks, Elvis (116).....	DE.....	Morgan State (from Los Angeles, see 1a.)
5b. (Browns' choice traded to Oakland for G George Buehler)		
5c. (Browns' choice traded to Denver, see 2a.)		
6a. (Browns' choice traded to San Diego for RB Rickey Anderson)		
6b. (Browns' choice traded to Los Angeles, see 1a.)		
7. (Browns' choice traded to New York Giants for DE Jack Gregory)		
8. Copeland, Jeff (209).....	LB.....	Texas Tech
9. Dewalt, Roy (236).....	RB.....	Texas-Arlington
10. Fidel, Kevin (263).....	C.....	San Diego State
11. Sales, Roland (294).....	RB.....	Arkansas
12. Jackson, Marcus (321).....	DT.....	Purdue

1981 - NFL

1. Dixon, Hanford (22).....	CB.....	Southern Mississippi
2. (Browns' choice traded to Buffalo along with 3rd round choice in 1982 for G Joe DeLamelleure)		
3. (Browns' choice traded to Denver along with 2nd and 5th round choices in 1980 for DE Lyle Alzado)		
4a. Robinson, Mike (92).....	DE.....	Arizona (choice acquired from Washington along with 5th and 10th round choice for S Tony Peters)
4b. (Browns' choice traded to San Diego for LB Don Goode)		
5. Cox, Steve (134).....	P/K.....	Arkansas
6. Simmons, Ron (160).....	DT.....	Florida State
7. Johnson, Eddie (187).....	LB.....	Louisville
8. (Browns' choice traded to New York Jets for DE Marshall Harris)		
9. Schleusener, Randy (244).....	G.....	Nebraska
10a. (Browns' choice traded along with another 10th round choice to Washington for 8th round choice in 1982)		
10b. (Browns' choice traded to Washington, see 10a.)		
10c. Prater, Dean (271).....	DT.....	Oklahoma State
11. Friday, Larry (298).....	S.....	Mississippi State
12. McGill, Kevin (325).....	T.....	Oregon

1982 - NFL

1. Banks, Chip (3).....	LB.....	Southern California
2. Baldwin, Keith (31).....	DE.....	Texas A&M
3. (Browns' choice traded to Buffalo with Browns' 2nd round choice in 1981 for G Joe DeLamelleure)		
4. Walker, Dwight (87).....	RB/WR.....	Nicholls State (La.)

STAFF

PLAYERS

2017 SEASON

HISTORY

RECORDS

GAME DAY



5. Baab, Mike (115) C/G Texas
 6a. (Browns' choice traded to Dallas for LB Bruce Huther)
 6b. Whitwell, Mike (162) WR Texas A&M
 (from Denver for LB Robert L. Jackson)
 7. (Browns' choice traded to Buffalo for RB Terry Miller)
 8a. Kafentzis, Mark (199) S Hawaii
 8b. Hefflin, Van (204) TE Vanderbilt
 (from Oakland for DE Lyle Alzado)
 8c. Jackson, Bill (211) S North Carolina
 (from Washington for 10th round choice in 1981)
 9. Baker, Milton (227) TE West Texas A&M
 10. Floyd, Ricky (255) RB Southern Mississippi
 11. Michuta, Steve (282) QB Grand Valley State
 12. Nicolas, Scott (310) LB Miami (Fla.)

1983 - NFL

1. (Browns' choice traded to Buffalo along with Browns' 3rd round choice in 1984 and 5th round choice in 1985 for LB Tom Cousineau)
 2. Brown, Ron (41) WR Arizona State
 3. Camp, Reggie (68) DE California
 4. (Browns' choice traded to San Diego for LB Don Goode)
 5. Contz, Bill (122) T Penn State
 6a. Stracka, Tim (145) TE Wisconsin
 (from Chicago for C Gerry Sullivan)
 6b. Puzzioli, Dave (149) NT Pittsburgh
 7a. Belk, Rocky (176) WR Miami (Fla.)
 (from Chicago for LB Bruce Huther)
 7b. (Browns' choice traded to Philadelphia for DE Thomas Brown)
 8. McCleam, Mike (209) G/T Temple
 9. (Browns' choice traded to San Francisco for K Matt Bahr)
 10. Hopkins, Thomas (262) T Alabama A&M
 11a. Green, Boyce (288) RB Carson-Newman
 11b. McAdoo, Howard (305) LB Michigan State
 (from L.A. Raiders for Greg Pruitt)
 12. Farren, Paul (316) C/T Boston University

1984 - NFL

1. Rogers, Don (18) S UCLA
 2a. Rockins, Chris (48) S Oklahoma State
 (from L.A. Rams for negotiating rights to WR Ron Brown)
 2b. Davis, Bruce (50) WR Baylor
 3. (Browns' choice traded to Buffalo along with Browns' 1st round choice in 1983 and 5th round choice in 1985 for LB Tom Cousineau)
 4a. Bolden, Rickey (104) TE Southern Methodist
 (from Denver for WR Dave Logan)
 4b. Brennan, Brian (104) WR Boston College
 5. Piepcom, Dave (131) T North Dakota State
 6. Nugent, Terry (158) QB Colorado State
 7. Dumont, Jim (190) LB Rutgers
 8. (Browns' choice traded to N.Y. Jets for WR Bobby Jones)
 9a. Jones, Don (228) WR Texas A&M
 (choice acquired from Philadelphia for LB Bill Cowher)
 9b. (Browns' choice traded to Chicago along with Browns' 10th, 11th and 12th round choices in 1984 for Bears' three picks in 1984 supplemental draft of players under contract to another league)
 10a. (Browns' choice traded to Chicago, see 9b.)
 10b. Byner, Earnest (280) RB East Carolina
 (choice acquired from L.A. Raiders for G-T Henry Sheppard)
 11. (Browns' choice traded to Chicago, see 9b.)
 12. (Browns' choice traded to Chicago, see 9b.)

1984 USFL Supplemental Draft

- 1a. Mack, Kevin (11) RB Clemson
 (choice acquired from Chicago for Browns' 9th, 10th, 11th and 12th round choices in 1984 NFL Draft)
 1b. Johnson, Mike (18) LB Virginia Tech
 2a. McNeil, Gerald (44) WR Baylor
 (choice acquired from Chicago, see 1a.)
 2b. Robison, Tommy (50) T Texas A&M
 3a. West, Doug (71) LB UCLA
 (choice acquired from Chicago, see 1a.)
 3b. Bond, John (77) QB Mississippi State

1985 - NFL

1. (Browns' choice traded to Buffalo along with 1st round choice in 1986, 3rd round choice in 1985 and 6th round choice in 1986 for Buffalo's first pick in 1985 supplemental draft)
 2. Allen, Greg (35) RB Florida State
 3. (Browns' choice traded to Buffalo, see 1.)
 4. (Browns' choice traded to Miami for WR Duriel Harris)
 5. (Browns' choice traded to Buffalo along with Browns' 1st round choice in 1983 and 3rd round choice in 1984 for LB Tom Cousineau)
 6. Kerowicz, Mark (147) G Ohio State
 7. Langhorne, Reggie (175) WR Elizabeth City State
 8. Banks, Fred (203) WR Liberty
 9. (Browns' choice traded to Philadelphia for DE Carl Hairston)
 10. Williams, Larry (259) G Notre Dame
 11. Tucker, Travis (287) TE S. Connecticut State

12. Swanson, Shane (315) WR Nebraska

1985 NFL Supplemental Draft

1. Kosar, Bernie (1) QB Miami (Fla.)
 (from Buffalo for 1st round choice in 1985 and 1986, 3rd round choice in 1985 and 6th round choice in 1986)

1986 - NFL

1. (Browns' choice traded to Buffalo along with 1st round choice in 1985, 3rd round in 1985 and a 6th round choice in 1986 for Buffalo's first pick in 1985 supplemental draft)
 2. Slaughter, Webster (43) WR San Diego State
 3. (Browns' choice traded to Detroit for QB Gary Danielson)
 4. (Browns' choice traded to L.A. Rams for WR Terry Greer)
 5. Miller, Nick (127) LB Arkansas
 6. (Browns' choice traded to Buffalo, see 1.)
 7a. Meyer, Jim (167) T Illinois State
 7b. Norseth, Mike (174) QB Kansas
 (from Kansas City for RB Boyce Green)
 8. (Browns' choice traded to Philadelphia for LB Anthony Griggs)
 9. Taylor, Danny (238) DB Texas-EI Paso
 10. Smith, Willie (265) TE Miami (Fla.)
 11. Dausin, Randy (292) G Texas A&M
 12. Simmons, King (319) CB Texas Tech

1987 - NFL

1. Junkin, Mike (5) LB Duke
 (from San Diego along with second round choice for Browns' first and second round choices and LB Chip Banks)
 2. Rakoczy, Gregg (32) OT/C Miami (Fla.)
 (from San Diego, see round 1.)
 3a. Manoa, Tim (80) FB Penn State
 3b. Jaeger, Jeff (82) K Washington
 (from L.A. Rams in exchange for Browns' 4th, 5th and 12th round picks)
 4. (Browns' choice to L.A. Rams, see 3b.)
 5. (Browns' choice to L.A. Rams, see 3b.)
 6. Bragg, Stephen (165) DB Texas
 7. (Browns' choice to Green Bay for WR John Jefferson)
 8. Bullitt, Steve (220) LB Texas A&M
 9. (Browns' choice to Indianapolis for QB Mike Pangel)
 10. Winters, Frank (276) C Western Illinois
 11. Brewton, Larry (303) DB Temple
 12. (Browns' choice to L.A. Rams, see 3b.)

1988 - NFL

1. Charlton, Clifford (21) LB Florida
 2. Perry, Michael Dean (50) DL Clemson
 3. Waiters, Van (77) LB Indiana
 4. Blaylock, Anthony (103) CB Winston-Salem State
 5. (Browns' choice traded to Phoenix for DE Al Baker)
 6. (Browns' choice traded to Philadelphia along with CB D.D. Hoggard for DL Chris Pike)
 7. Gash, Thane (188) S East Tennessee State
 8. Birden, J.J. (216) WR Oregon
 9. Copeland, Danny (244) S Eastern Kentucky
 10. Washington, Brian (272) S Nebraska
 11. Hawkins, Hendley (300) WR Nebraska
 12. Slayden, Steve (328) QB Duke

1989 - NFL

1. Metcalf, Eric (13) RB Texas
 (from Denver for Browns' 1st, 2nd, 5th and 9th round choices)
 2. Tillman, Lawyer (31) WR Auburn
 (from Green Bay along with 5th round choice for Browns' 3rd and 5th round choices, 1990 1st round choice and RB Herman Fontenot)
 3. (Browns' choice to Green Bay, see round 2.)
 4. Stewart, Andrew (107) DE Cincinnati
 5a. Kramer, Kyle (114) S Bowling Green
 (from Green Bay, see 2.)
 5b. Jones, Vernon (116) WR Maryland
 (from Kansas City for LB Mike Junkin)
 6. Wilkerson, Gary (160) CB Penn State
 7. Graybill, Mike (187) OT Boston University
 8. Aeills, Rick (214) TE S.E. Missouri State
 9. (Browns' selection traded to Denver, see round 1.)
 10. Duddenberg, John (274) OT Akron
 11. Plocki, Dan (301) K Maryland
 12. Brown, Marlon (328) LB Memphis

1990 - NFL

1. (Browns' choice traded to Green Bay along with 1989 2nd, 3rd and 5th round choices and RB Herman Fontenot for Packers' 1989 second and 5th round choices)
 2. Hoad, Leroy (45) RB Michigan
 3. Pleasant, Anthony (73) DE Tennessee State
 4. Barnett, Harlon (101) S Michigan State
 5. Burnett, Rob (129) DE Syracuse
 6. Hilliard, Randy (157) CB Northwestern State (La.)
 7a. Galbraith, Scott (178) TE Southern California



7b. (Browns' choice traded to San Diego for RB Barry Redden)
 8. Jones, Jock (212).....LB.....Virginia Tech
 9. Rowell, Eugene (240).....WR.....Southern Mississippi
 10. Wallace, Mike (268).....CB.....Jackson State
 11. Gordon, Clemente (296).....QB.....Grambling
 12. Simien, Kerry (323).....CB.....Texas A&M - Kingsville

1991 - NFL

1. Turner, Eric (2).....S.....UCLA
 2. King, Ed (29).....G.....Auburn
 3. Jones, James (57).....DL.....Northern Iowa
 4. Sagapolutele, Pio (85).....DL.....San Diego State
 5. (Browns' choice traded to Miami for 1990 7th round choice)
 6. Jackson, Michael (141).....WR.....Southern Mississippi
 7. (Browns' choice traded to Green Bay for RB Brent Fullwood)
 8. Conover, Frank (197).....DL.....Syracuse
 9a. Irvin, Ray (225).....CB.....Central Florida
 9b. Wiggins, Shawn (239).....WR.....Wyoming (from Seattle for DL Bob Buczkowski)
 10. Greenfield, Brian (252).....P.....Pittsburgh
 11. Jones, Todd (280).....OL.....Henderson State
 12. Austin, Elijah (308).....DL.....North Carolina State

1992 - NFL

1. Vardell, Tommy (9).....RB.....Stanford
 2a. (Browns' choice traded to Dallas along with Browns' 5th round choice for Cowboys' 2nd, 3rd, 6th, 8th and 12th round choices)
 2b. Rowe, Patrick (52).....WR.....San Diego State (choice from Dallas, see 2a.)
 3a. Johnson, Bill (65).....DL.....Michigan State
 3b. Dixon, Gerald (78).....LB.....South Carolina (choice from Dallas, see 2a.)
 4. (Browns' choice traded to Philadelphia for OL Ken Reeves)
 5. (Browns' choice to Dallas, see 2a.)
 6a. Smith, Rico (143).....WR.....Colorado (choice from Tampa Bay for Browns' 6th and 8th round choices)
 6b. (Browns' choice to Tampa Bay, see 6a.)
 7. Jones, Selwyn (177).....DB.....Colorado State
 8a. (Browns' choice from Dallas to Tampa Bay, see 6a.)
 8b. (Browns' choice to New England for OL Freddie Childress)
 9. Hill, Tim (233).....DB.....Kansas
 10. Lowe, Marcus (260).....DT.....Baylor
 11. Olobia, Augustin (289).....WR.....Washington State
 12a. McCant, Keithen (316).....QB.....Nebraska
 12b. Simpson, Tim (329).....OL.....Illinois (choice from Dallas, see 2a.)

1993 - NFL

1a. (Browns' choice traded to Denver for 1st and 3rd round choices)
 1b. Everitt, Steve (14).....C/G.....Michigan (from Denver, see 1a.)
 2. Footman, Dan (42).....DE.....Florida State
 3a. (Browns' choice traded to Detroit for DT Jerry Ball)
 3b. Caldwell, Mike (83).....LB.....Middle Tennessee State (from Denver, see 1a.)
 4. (Browns' choice traded to Chicago for C Jay Hilgenberg)
 5. Arvie, Herman (124).....OT.....Grambling
 6. McKenzie, Rich (153).....LB.....Penn State
 7. Hill, Travis (180).....RB.....Nebraska
 8. (Browns' choice traded to the L.A. Rams for LB Frank Stams)

1994 - NFL

1a. Langham, Antonio (9).....CB.....Alabama
 1b. Alexander, Derrick (29).....WR.....Michigan (from Philadelphia in exchange for the Browns' 2nd round choice and 2nd round choice in the 1995 draft)
 2. (Browns' choice to Philadelphia, see 1b.)
 3. Bandison, Romeo (75).....DT.....Oregon
 4. (Browns' choice traded to Miami for OL Gene Williams)
 5. Booth, Issac (141).....DB.....California
 6. Strait, Robert (171).....FB.....Baylor
 7. Hewitt, Hamza (203).....OT.....Clemson

1995 - NFL

1a. (Browns' choice to San Francisco for 49ers' 1st, 3rd and 4th round choices and 1996 1st round pick)
 1b. Powell, Craig (30).....LB.....Ohio State (from San Francisco, see 1a.)
 2. (Browns' choice to Philadelphia along with 1994 2nd round choice for Eagles' 1994 1st round choice)
 3a. Zeier, Eric (84).....QB.....Georgia
 3b. Frederick, Mike (94).....DE.....Virginia (from San Francisco, see 1a.)
 4a. (Browns' choice traded to Jacksonville for 1995 5th round choice and 1996 6th round choice)
 4b. (Browns' choice traded to Philadelphia for 5th round choice and 1996 5th round choice)
 5a. Pupua, Tau (136).....DT.....Weber State (from Jacksonville, see 4a.)

5b. Miller, Mike (147).....WR.....Notre Dame (from Philadelphia, see 4b.)
 6. (Browns' choice traded to San Diego for CB Donald Frank)
 7. Tellison, A.C. (231).....WR.....Miami (Fla.) (from New England for the Browns' 1995 7th round choice)

1999 - NFL

1. Couch, Tim (1).....QB.....Kentucky
 2a. Johnson, Kevin (32).....WR.....Syracuse
 2b. Abdullah, Rahim (45).....LB.....Clemson
 3a. McCutcheon, Daylon (62).....DB.....Southern California
 3b. Smith, Marquis (76).....DB.....California
 4a. (Browns' choice traded to San Francisco along with a 5th round choice for QB Ty Detmer and the 49ers' 4th round choice)
 4b. (Browns' choice traded to San Francisco for FB Marc Edwards)
 4c. Rainer, Wali (124).....LB.....Virginia (choice from San Francisco, see 4a.)
 5a. (Browns' choice traded to San Francisco, see 4a.)
 5b. Chiaverini, Darrin (148).....WR.....Colorado
 6a. (Browns' choice traded to Seattle for two 6th round choices)
 6b. Spriggs, Marcus (174).....DT.....Troy (from Chicago for a 6th and two 7th round choices)
 6c. Ogle, Kendall (187).....LB.....Maryland (from Seattle, see 6a.)
 6d. Dearth, James (191).....TE.....Tarleton State (from Seattle, see 6a.)
 7a. Hill, Madre (207).....RB.....Arkansas
 7b. (Browns' choice traded to Chicago, see 6b.)
 7c. (Browns' choice traded to Chicago, see 6b.)

2000 - NFL

1. Brown, Courtney (1).....DE.....Penn State
 2. Northcutt, Dennis (32).....WR.....Arizona
 3a. Prentice, Travis (63).....RB.....Miami (Ohio)
 3b. Dawson, JaJuan (79).....WR.....Tulane
 4a. Sanders, Lewis (95).....CB.....Maryland
 4b. Shea, Aaron (110).....TE.....Michigan
 5a. Malbrough, Anthony (130).....DB.....Texas Tech
 5b. Chapman, Lamar (146).....DB.....Kansas State
 6a. Wynn, Spergon (183).....QB.....Texas-San Marcos
 6b. Bedell, Brad (206).....OL.....Colorado
 7a. Savea, Manuia (207).....OL.....Arizona
 7b. Chandler, Eric (209).....DL.....Jackson State (from Chicago along with 7th round choice for three 7th round choices)
 7c. (Browns' choice traded to Chicago, see 7b.)
 7d. Barnes, Rashidi (225).....S.....Colorado (choice from Chicago, see 7b.)
 7f. (Browns' choice traded to Chicago, see 7b.)
 7g. (Browns' choice traded to Chicago, see 7b.)

2001 - NFL

1. Warren, Gerard (3).....DT.....Florida
 2. Morgan, Quincy (33).....WR.....Kansas State
 3. Jackson, James (65).....RB.....Miami (Fla.)
 4. Henry, Anthony (97).....DB.....South Florida
 5. Pharms, Jeremiah (134).....LB.....Washington
 6. Jameson, Michael (165).....DB.....Texas A&M
 7a. Zukauskas, Paul (203).....OL.....Boston College
 7b. King, Andre (245).....WR.....Miami (Fla.) (compensatory selection)

2002 - NFL

1. Green, William (16).....RB.....Boston College
 2. Davis, Andre (47).....WR.....Virginia Tech
 3. Fowler, Melvin (76).....OL.....Maryland
 4a. Bentley, Kevin (101).....LB.....Northwestern
 4b. Taylor, Ben (111).....LB.....Virginia Tech
 4c. Sanders, Darnell (122).....TE.....Ohio State
 5. Davis, Andra (141).....LB.....Florida
 7. Gonzalez, Joaquin (227).....OL.....Miami (Fla.)

2003 - NFL

1. Faine, Jeff (21).....C.....Notre Dame
 2. Thompson, Chaun (52).....LB.....West Texas A&M
 3. Crocker, Chris (84).....DB.....Marshall
 4. Suggs, Lee, Jr. (115).....RB.....Virginia Tech
 5a. Pontbriand, Ryan (142).....LS.....Rice (from Minnesota for DL Stalin Colinet)
 5b. Lehan, Michael (152).....DB.....Minnesota
 6. Garay, Antonio (195).....DE.....Boston College

2004 - NFL

1a. Kellen Winslow (6).....TE.....Miami (Fla.) (from Detroit along with 2nd round choice for Lions' 1st round choice)
 1b. (Browns' choice traded to Detroit, see 1a.)
 2a. (Browns' choice traded to Detroit, see 1a.)
 2b. Jones, Sean (59).....S.....Georgia (from Indianapolis along with 3rd, 5th and 6th round choices for Colts' 2nd and 5th round choices)

STARF

PLAYERS

2017 SEASON

HISTORY

RECORDS

GAME DAY



3. (Browns' choice traded to Indianapolis, see 2b.)
 4. McCown, Luke (106) QB Louisiana Tech
 5a. (Browns' choice traded to Indianapolis, see 2b.)
 5b. Gordon, Amon (161) DL Stanford
 (from Indianapolis, see 2b.)
 6a. (Browns' choice traded to Indianapolis, see 2b.)
 6b. Chambers, Kirk (176) OL Stanford
 (from Buffalo for TE Mark Campbell)
 7. Echemandu, Adimchinobe (208) RB California

2005 - NFL

1. Edwards, Braylon (3) WR Michigan
 2. Pool, Brodney (34) DB Oklahoma
 3. Frye, Charlie (67) QB Akron
 4. Perkins, Antonio (103) DB Oklahoma
 5. McMillan, David (139) DE/LB Kansas
 6a. Speegle, Nick (176) LB New Mexico
 6b. Hoffman, Andrew (203) DL Virginia
 (from Tampa Bay for QB Luke McCown)
 7. Dunn, Jonathan (217) OL Virginia Tech

2006 - NFL

1. Wimbley, Kameron (13) LB Florida State
 2. Jackson, D'Qwell (34) LB Maryland
 3. Wilson, Travis (78) WR Oklahoma
 4a. Williams, Leon (110) LB Miami (Fla.)
 4b. Sowell, Isaac (112) OL Indiana
 5a. Harrison, Jerome (145) RB Washington State
 5b. Minter, Demario (152) DB Georgia
 6a. Vickers, Lawrence (180) FB Colorado
 6b. Oshinowo, Babatunde (181) DT Stanford
 7. Hamilton, Justin (222) S Virginia Tech

2007 - NFL

- 1a. Thomas, Joe (3) OT Wisconsin
 1b. Quinn, Brady (22) QB Notre Dame
 (from Dallas for Browns 2nd round choice and 2008 1st round choice)
 2a. (Browns' choice traded to Dallas, see 1b.)
 2b. Wright, Eric (53) DB Nevada-Las Vegas
 (from Dallas along with 6th round choice for the Browns 3rd, 4th and 6th round choices)
 3. (Browns' choice traded to Dallas, see 2b.)
 4. (Browns' choice traded to Dallas, see 2b.)
 5. McDonald, Brandon (140) DB Memphis
 6a. (Browns' choice traded to Dallas, see 2b.)
 6b. Purcell, Mellia (200) DL Hawaii
 (from Dallas along with a 7th round choice for Browns 6th round choice)
 7a. Pittman, Chase (213) DL LSU
 7b. Steptoe, Syndric (234) WR Arizona
 (from Dallas, see 6b.)

2008 - NFL

1. (Browns' choice along with 2007 2nd round choice traded to Dallas for QB Brady Quinn)
 2. (Browns' choice traded to Green Bay for DE Corey Williams)
 3. (Browns' choice traded to Detroit for DL Shaun Rogers)
 4a. Bell, Beau (104) LB Nevada-Las Vegas
 4b. Rucker, Martin (111) TE Missouri
 (from Dallas for Browns' 2009 3rd round choice)
 5. (choice traded to Dallas along with 2008 fourth round pick to move up in the fourth round to select LB Beau Bell)
 6a. Rubin, Ahtyba (190) DT Iowa State
 6b. Hubbard, Paul (191) WR Wisconsin
 (from Philadelphia for Browns' 2009 5th round choice)
 7. Hall, Alex (231) LB St. Augustine's

2009 - NFL

- 1a. (Browns' choice traded to N.Y. for Jets' 1st and 2nd round choices and DE Kenyon Coleman, DB Abram Elam and QB Brett Ratliff)
 1b. (Browns' choice traded to Tampa Bay for 1st and 6th round choices)
 1c. (Browns' choice traded to Philadelphia for 1st and 6th round choices)
 1d. Mack, Alex (21) C California
 (from Philadelphia, see 1c.)
 2a. Robiskie, Brian (36) WR Ohio State
 2b. Massaquoi, Mohamed (50) WR Georgia
 (from Tampa Bay along with 2010 5th round selection for TE Kellen Winslow)
 2c. Veikune, David (52) DE Hawaii
 (from New York Jets, see 1a.)
 4. Maiva, Kaluka (104) LB Southern California
 5. (Browns' choice traded to Philadelphia for 2008 6th round selection)
 6a. Carey, Don (177) DB Norfolk State
 6b. Francis, Coye (191) DB San Jose State
 (from Tampa Bay, see 1b.)
 6c. Davis, James (195) RB Clemson
 (from Philadelphia, see 1c.)
 7. (Browns' choice traded to Miami for DB Travis Daniels)

2010 - NFL

1. Haden, Joe (7) DB Florida
 2a. Ward, T.J. (38) DB Oregon
 2b. Hardesty, Montario (59) RB Tennessee
 (from Philadelphia for Browns' 3rd and two 5th round choices)
 3a. (Browns' choice traded to Philadelphia, see 2b.)
 3b. McCoy, Colt (85) QB Texas
 (from Oakland for LB Kameron Wimbley)
 3c. Lauvaus, Shawn (92) OL Arizona State
 (from N.Y. Jets along with 5th round selection, WR Chansi Stuckey and LB Jason Trusnik for WR Braylon Edwards)
 4. (Browns' choice traded to Philadelphia along with LB Alex Hall and 5th round choice for LB Chris Gocong and DB Sheldon Brown)
 5a. (Browns' choice traded to Philadelphia, see above 4.)
 5b. (Browns' choice traded to Philadelphia, see 2b.)
 5c. Asante, Larry (160) DB Nebraska
 (from N.Y. Jets, see above 3c.)
 6a. Mitchell, Carlton (177) WR South Florida
 6b. Geathers, Cliff (186) DL South Carolina
 (from Carolina for DL Louis Leonard)
 7. (Browns' choice traded to Detroit along with DL Corey Williams for 5th round selection, see above 2b.)

2011 - NFL

- 1a. (Browns' choice traded to Atlanta for Falcons' 1st, 2nd and 4th round choices and 2012 1st and 4th round choices)
 1b. Taylor, Phil (21) DL Baylor
 (from Kansas City for Browns' 1st and 3rd round choices)
 2a. Sheard, Jabaal (37) DL Pittsburgh
 2b. Little, Greg (59) WR North Carolina
 (from Atlanta, see 1a.)
 3. (Browns' choice traded to Kansas City, see above 1b.)
 4a. Cameron, Jordan (102) TE Southern California
 4b. Marecic, Owen (124) FB Stanford
 (from Atlanta, see 1a.)
 5a. Skrine, Buster (137) DB Chattanooga
 5b. Pinkston, Jason (150) OL Pittsburgh
 (from N.Y. Giants for two 6th round choices)
 6a. (Browns' choice traded to N.Y. Giants, see 5b.)
 6b. (Browns' choice traded to N.Y. Giants, see 5b.)
 7a. (Browns' choice traded to Seattle for QB Seneca Wallace)
 7b. Hagg, Eric (248) DB Nebraska
 (compensatory choice)

2012 - NFL

- 1a. Richardson, Trent (3) RB Alabama
 (from Minnesota for Browns' 1st, 4th, 5th and 7th round choices)
 1b. (Browns' choice traded to Minnesota, see 1a.)
 1c. Weeden, Brandon (22) QB Oklahoma State
 (from Atlanta along with 4th round choice and Falcons' 2010 1st, 2nd and 4th round choices for Browns' 2011 1st round choice)
 2. Schwartz, Mitchell (37) OL California
 3a. (Browns' choice traded to Denver for 3rd and 4th round choices)
 3b. Hughes, John (87) DL Cincinnati
 (from Denver, see 3a.)
 4a. Benjamin, Travis (100) WR Miami (Fla.)
 4b. (Browns' choice traded to Minnesota, see 1a.)
 4c. Johnson, James-Michael (120) LB Nevada
 (from Denver, see 3a.)
 5a. (Browns' choice traded to Minnesota, see 1a.)
 5b. Miller, Ryan (160) OL Colorado
 6a. (Browns' choice traded to Minnesota for DL Jayme Mitchell)
 6b. Acho, Emmanuel (204) LB Texas
 (compensatory choice)
 6c. Winn, Billy (205) DT Boise State
 (compensatory choice)
 7a. (Browns' choice traded to Minnesota, see 1a.)
 7b. Wade, Trevin (245) DB Arizona
 (compensatory choice)
 7c. Smelley, Brad (247) FB Alabama
 (compensatory choice)

2012 NFL Supplemental Draft

2. Gordon, Josh (34) WR Baylor

2013 - NFL

1. Mingo, Barkevious (6) LB LSU
 2. (Browns' choice exercised during 2012 Supplemental Draft)
 3. McFadden, Leon (68) DB San Diego State
 4. (Browns' choice traded to Pittsburgh for 2014 3rd round choice)
 (from Miami with WR Davone Bess and 7th round choice for Browns' 4th and 5th round choices)
 5a. (Browns' choice traded to Indianapolis for 2014 4th round choice)
 5b. (Browns' choice traded to Miami, see 4.)
 6. Slaughter, Jamoris (175) DB Notre Dame
 7a. Bryant, Armony (217) DL East Central (Okla.)



(from Miami, see 4.)
 7b. Gilkey, Garrett (227).....OL.....Chadron State
 (from San Francisco with 5th round choice for QB Colt McCoy and 6th round choice)

2014 - NFL

1a. (Browns' choice traded to Buffalo for 2014 1st round choice and 2015 1st and 4th round choices)
 1b. Gilbert, Justin (8).....DB.....Oklahoma State
 (from Minnesota for Browns' 1st and 5th round choices)
 1c. (Browns' choice traded to Minnesota, see 1b.)
 1d. Manziel, Johnny (22).....QB.....Texas A&M
 (from Philadelphia for Browns' 1st and 3rd round choices)
 1e. (Browns' choice traded to Philadelphia, see 1d.)
 (from Indianapolis for RB Trent Richardson)
 2. Bitonio, Joel (35).....OL.....Nevada
 3a. Kirksey, Chris (71).....LB.....Iowa
 3b. (Browns' choice traded to Philadelphia, see 1d.)
 (from Pittsburgh for Browns' 2013 4th round choice)
 3c. West, Terrance (94).....RB.....Towson
 (from San Francisco for Browns' 4th and 6th round choices)
 4a. (Browns' choice traded to San Francisco, see 3c.)
 4b. Desir, Pierre (127).....DB.....Lindenwood
 (from Indianapolis for Browns' 2013 5th round choice)
 5. (Browns' choice traded to Minnesota, see 1b.)
 6. (Browns' choice traded to San Francisco, see 3c.)
 7. (Browns' choice traded to Baltimore for 2015 6th round choice)

2015 - NFL

1a. Shelton, Danny (12).....DL.....Washington
 1b. Erving, Cameron (19).....OL.....Florida State
 (from Buffalo, see 2014 1a.)
 2a. (Browns' choice traded to Houston with 7th round choice for 2nd, 4th and 6th round choices)
 2b. Orchard, Nate (51).....LB.....Utah
 (from Houston, see 2a.)
 3a. Johnson, Duke (77).....RB.....Miami (Fla.)
 3b. Cooper, Xavier (96).....DL.....Washington State
 (from New England with 7th round choice for Browns 4th, 5th and 6th round choices)
 4a. (Browns' choice traded to New England, see 3b.)
 4b. Ibraheim Campbell (115).....DB.....Northwestern
 4c. (Browns' choice traded to Arizona for 4th, 6th and 7th round choices)
 4d. Mayle, Vince (123).....WR.....Washington State
 (from Arizona, see 4c.)
 6a. Gaines, Charles (189).....DB.....Louisville
 6b. Johnson, Malcolm (195).....FB.....Mississippi State
 (from Houston, see 2a.)
 6c. Telfer, Randall (198).....TE.....Southern California
 (from Arizona, see 4c.)
 7a. Pullard, Hayes (219).....LB.....Southern California
 (from New England, see 3b.)
 7b. Ekpre-Olomu, Ifo (241).....DB.....Oregon
 (from Arizona, see 4c.)

2016 - NFL

1a. (Browns' choice and 2017 4th round choice traded to Philadelphia for 2016 1st, 3rd and 4th round choices and 2017 1st and 2018 2nd round choices)
 1b. (Browns' choice and 6th round choice traded to Tennessee for 2016 1st and 3rd round choices and 2017 2nd round choice)
 1c. Coleman, Corey (15).....WR.....Baylor
 (from Tennessee, see 1b.)
 2. Ogbah, Emmanuel (32).....LB.....Oklahoma State
 3a. Nassib, Carl (65).....DL.....Penn State

3b. Coleman, Shon (76).....OL.....Auburn
 (from Tennessee, see 1b.)
 3c. (Browns' choice and 4th round choice traded to Carolina for 3rd, 4th and 5th round choices)
 3d. Kessler, Cody (93).....QB.....Southern California
 (from Carolina, see 3c.)
 4a. Schobert, Joe (99).....LB.....Wisconsin
 4b. (Browns' choice traded to Oakland for 4th and 5th round choices)
 4c. Louis, Ricardo (114).....WR.....Auburn
 (from Oakland, see 4b.)
 4d. Kindred, Derrick (129).....DB.....Texas Christian
 (from Carolina, see 3c.)
 4e. DeValue, Seth (138).....TE.....Princeton
 (compensatory choice)
 5a. (Browns' choice traded to Carolina, see 3c.)
 5b. Payton, Jordan (154).....WR.....UCLA
 (from Carolina, see 3c.)
 5c. Drango, Spencer (168).....OL.....Baylor
 (from Oakland, see 4b.)
 5d. Higgins, Rashard (172).....WR.....Colorado State
 (compensatory choice)
 5e. Caldwell, Trey.....DB.....Louisiana-Monroe
 (compensatory choice)
 6. (Browns' choice traded to Tennessee, see 1b.)
 7a. (Browns' choice traded to Miami for 7th round choice and DB Jamar Taylor)
 7b. Wright III, Scooby.....LB.....Arizona
 (from Miami, see 7a.)

2017 - NFL

1a. Garrett, Myles (1).....DL.....Texas A&M
 1b. (Browns' choice traded to Houston for 2017 and 2018 1st round choices, from Philadelphia, see 2016 1a.)
 1c. Peppers, Jabrill (25).....DB.....Michigan
 (from Houston, see 1b.)
 1d. Njoku, David (29).....TE.....Miami (Fla.)
 (from Green Bay for Browns' 2017 2nd and 4th round picks)
 2a. (Browns' choice traded to Green Bay, see 1d.)
 2b. Kizer, DeShone (52).....QB.....Notre Dame
 (from Tennessee, see 2016 1b.)
 3a. Ogunjobi, Larry (65).....DL.....Charlotte
 3b. (Browns' compensatory choice traded to New England in 2016 for LB Jamie Collins)
 4a. (Browns' choice traded to Green Bay, see 1d.)
 4b. Wilson, Howard (126).....DB.....Houston
 (from Denver along with 2017 7th round choice for two Browns' 2017 5th round choices)
 4c. (Browns' compensatory choice traded to Philadelphia, see 2016 1a.)
 4d. (Browns' compensatory choice traded to Houston for 2017 6th round choice, 2018 2nd round choice and QB Brock Osweiler)
 5a. (Browns' choice traded to Denver, see 4b.)
 5b. Johnson, Rod (160).....OL.....Florida State
 (from New York Jets along with 2017 7th round choice for Browns' 2017 5th and 6th round choices)
 5c. (Browns' choice traded to Denver, see 4b. choice from New England in 2016 for LB Barkevious Mingo)
 5d. (Browns' choice traded to New York Jets, see 5b.)
 6a. Brantley, Caleb (185).....DL.....Florida
 6b. (Browns' choice traded to New York Jets, see 5b. choice from Houston, see 4d.)
 7a. (Browns' choice traded to San Francisco in 2015 for P Andy Lee)
 7b. Gonzalez, Zane (219).....K.....Arizona State
 (from New York Jets 5b.)
 7c. Hayes, Matthew (252).....RB.....North Carolina State
 (from Denver 4b.)

STAFF

PLAYERS

2017 SEASON

HISTORY

RECORDS

GAME DAY



DRAFT CHOICES BY COLLEGE (UPDATED THROUGH 2017 DRAFT)

STAFF

PLAYERS

2017 SEASON

HISTORY

RECORDS

GAME DAY

Abilene Christian2	Eastern Kentucky2	Loyola Marymount.....2	Oregon State3	Texas Christian6
Adams State.....1	Edinboro1	Maine.....2	Pacific.....7	Texas-El Paso3
Akron3	Elizabeth City State.....2	Marshall3	Pennsylvania.....2	Texas-San Marcos.....3
Alabama10	Evansville1	Maryland.....14	Penn State.....10	Texas Tech.....5
Alabama A&M.....1	Florida.....11	Md. Eastern Shore.....2	Pittsburgh.....14	Toledo.....8
Arizona15	Florida A&M.....1	Massachusetts.....3	Princeton.....2	Towson.....1
Arizona State.....7	Florida State.....15	McMurry.....1	Purdue.....22	Trinity.....1
Arkansas.....8	Fresno State.....2	Memphis.....7	Rice.....8	Troy.....1
Army.....1	Georgetown Coll. (Ky.)...1	Miami (Fla.).....14	Rutgers.....1	Tufts.....1
Auburn8	Georgia.....11	Miami (Ohio).....8	St. Augustine's.....1	Tulane.....8
Austin.....1	Georgia Tech.....5	Michigan.....18	St. Mary's.....1	Tulsa.....4
Baldwin-Wallace.....1	Grambling.....9	Michigan State.....20	Sam Houston State.....1	Tuskegee.....1
Ball State.....1	Grand Valley State.....1	Middle Tennessee St.....1	San Diego State.....7	UCLA.....7
Baylor.....20	Hampden-Sydney.....1	Minnesota.....7	San Francisco.....1	Utah.....4
Bemidji State.....1	Harding.....1	Mississippi.....12	San Jose State.....4	Utah State.....1
Bluffton.....1	Hardin-Simmons.....2	Mississippi State.....8	Santa Barbara.....1	Vanderbilt.....5
Boise State.....1	Hawaii.....3	Missouri.....6	Santa Clara.....3	Villanova.....4
Boston College.....9	Heidelberg.....1	Missouri Valley.....1	Shaw.....2	Virginia.....9
Boston University.....5	Henderson State.....1	Morehead State.....1	South Carolina.....5	Virginia Military.....2
Bowling Green.....10	Houston.....7	Morgan State.....3	South Carolina State.....1	Virginia Tech.....8
Brown.....1	Idaho.....2	Muhlenberg.....1	South Florida.....2	Wake Forest.....6
California.....9	Illinois.....14	Murray State.....2	Southeast Missouri St...1	Washington.....5
California State (Pa.)...1	Illinois State.....2	Nebraska.....16	Southeastern Louisiana..2	Washington State.....7
Capital.....1	Indiana.....7	Nevada.....2	Southern.....3	Washington (St. Louis) .1
Carson-Newman.....1	Iowa.....8	Nevada-Las Vegas.....3	Southern California.....20	Washington & Lee.....1
Central Florida.....1	Iowa State.....5	New Mexico.....2	Southern Con. State.....1	Wayne State.....1
Central Michigan.....1	Iowa State Teacher's....1	New Mexico State.....2	Southern Methodist.....10	Waynesburg.....1
Central Missouri.....1	Jackson State.....3	Nicholls State.....1	Southern Mississippi.....7	Weber State.....1
Chadron State.....1	John Carroll.....4	Norfolk State.....1	Southwestern Okla St...1	West Alabama.....1
Chattanooga.....3	Johnson C. Smith.....2	North Carolina.....8	Stanford.....10	West Texas A&M.....3
Chico State.....1	Kansas.....9	North Carolina Central...3	Stephen F. Austin.....1	West Virginia.....5
Cincinnati.....2	Kansas State.....6	North Carolina State.....6	Sterling.....1	Western Kentucky.....2
Charlotte.....1	Kent State.....5	North Dakota State.....2	Superior State.....1	Western Illinois.....2
Clarion.....1	Kentucky.....7	North Texas.....4	Syracuse.....12	Western Michigan.....2
Clemson.....9	Langston (Okla.).....1	Northern Colorado.....1	Tampa.....1	Western Reserve.....1
Colorado.....15	Lehigh.....2	Northern Iowa.....1	Tarleton State.....1	Wichita.....1
Colorado State.....3	Lenoir-Rhyne.....1	Northern Michigan.....1	Temple.....5	William & Mary.....2
Dartmouth.....1	Lewis & Clark.....1	Northwestern.....6	Tennessee.....12	Winston-Salem State....1
Dayton.....3	Liberty.....1	Northwestern Okla.....1	Tennessee-Martin.....1	Wisconsin.....10
Defiance.....1	Lincoln (Mo.).....1	Northwestern State.....4	Tennessee State.....5	Wisconsin-La Crosse...2
Denver.....1	Lindenwood.....1	Notre Dame.....15	Tennessee Tech.....1	Wisconsin-River Falls...1
Detroit Mercy.....2	Los Angeles State.....1	Ohio.....2	Texas.....12	Wisconsin-Whitewater...1
Duke.....11	Louisiana Monroe.....1	Ohio State.....33	Texas-Arlington.....2	Wittenberg.....1
East Carolina.....2	Louisiana Tech.....9	Oklahoma.....13	Texas A&M.....14	Wyoming.....3
East Central (Okla.)...2	Louisiana State.....2	Oklahoma State.....8	Texas A&M Kingsville...2	Xavier.....6
East Tennessee St.....1	Louisville.....3	Oregon.....6	Texas A&M Comm.....1	Youngstown State.....1

BROWNS TOP CHOICE BY SCHOOL

Ohio State University leads all schools with 33 players selected by the Browns in the NFL Draft. The Big Ten Conference represents the top three schools with the most players chosen by the Browns.

School	Draftees
1. Ohio State	33
2. Purdue	22
3. Michigan State	20
Baylor	20
Southern California	20



1999 EXPANSION DRAFT

1. OL Jim Pyne (Detroit); 2. DE Hurvin McCormack (Dallas); 3. OL Scott Røhberg (New England); 4. WR Damon Gibson (Cincinnati); 5. C Steve Gordon (San Francisco); 6. LB/FB Tarek Saleh (Carolina); 7. OL Jeff Buckley (Miami); 8. LB Jason Kyle (Seattle); 9. DE Rod Manuel (Pittsburgh); 10. LB Lenoy Jones (Tennessee); 11. DB Tim McTyer (Philadelphia); 12. LB Elijah Alexander (Indianapolis); 13. OT Pete Swanson (Kansas City); 14. DB Jerome Williams (San Diego); 15. DB Marlon Forbes (Chicago); 16. WR Justin Armour (Denver); 17. OL Paul Wiggins (Washington); 18. DB Duane Butler (Minnesota); 19. WR Fred Brock (Arizona); 20. DB Kory Blackwell (New York Giants); 21. DB Kevin Devine (Jacksonville); 22. DB Ray Jackson (Buffalo); 23. OL Jim Bunder (New York Jets); 24. OL Ben Cavin (Baltimore); 25. RB Michael Blair (Green Bay); 26. DL Antonio Anderson (Dallas); 27. OL Orlando Bobo (Minnesota); 28. LB James Williams (San Francisco); 29. QB Scott Milanovich (Tampa Bay); 30. DB Eric Stokes (Seattle); 31. RB Ronald Moore (Arizona); 32. FB Clarence Williams (Buffalo); 33. WR Freddie Solomon (Philadelphia); 34. DB Brandon Sanders (New York Giants); 35. DL Mike Thompson (Cincinnati); 36. RB Jerris McPhail (Detroit); 37. CB Antonio Langham (San Francisco).

FREE AGENCY

2017

Players Signed by Browns: Kenny Britt (Los Angeles Rams); Matt McCants (Chicago); JC Tretter (Green Bay); Kevin Zeitler (Cincinnati).
Former Browns Players Signed by Other Clubs: Jordan Poyer (Buffalo); Terréle Pryor (Washington).

2016

Players Signed by Browns: LB Demario Davis (N.Y. Jets).
Former Browns Players Signed by Other Clubs: DB Johnson Bademosi (Detroit); WR Travis Benjamin (San Diego); DB Tashaun Gipson (Jacksonville); OL Alex Mack (Atlanta); LB Craig Robertson (New Orleans); OL Mitchell Schwartz (Kansas City).

2015

Players Signed by Browns: TE Rob Housler (Arizona); DB Tramon Williams (Green Bay).
Former Browns Players Signed by Other Clubs: WR Miles Austin (Philadelphia); TE Jordan Cameron (Miami); QB Brian Hoyer (Houston); DL Ahtyba Rubin (Seattle); LB Jabaal Sheard (New England); DB Buster Skrine (New York Jets).

2014

Players Signed by Browns: DB Aaron Berry (N.Y. Jets); LB Karlos Dansby (Arizona); TE Jim Dray (Arizona); WR *Andrew Hawkins (Cincinnati); DB Jim Leonhard (Buffalo); OL Paul McQuistan (Seattle); RB Ben Tate (Houston); DB Donte Whitner (San Francisco).

Former Browns Players Signed by Other Clubs: OL Oniel Cousins (Tampa Bay); OL Shawn Lauvao (Washington); DB T.J. Ward (Denver).
Note: *Restricted free agent

2013

Players Signed by Browns: TE Gary Barnidge (Carolina); DL Desmond Bryant (Oakland); OL Rashad Butler (Houston); QB Jason Campbell (Chicago); K Shayne Graham (Houston); LB Quentin Groves (Arizona); LB Paul Kruger (Baltimore); DB Chris Owens (Atlanta).

Former Browns Players Signed by Other Clubs: WR Joshua Cribbs (Oakland); K Phil Dawson (San Francisco); QB Josh Johnson (Cincinnati); LB Kaluka Ma'ava (Oakland); WR Mohamed Massaquoi (Jacksonville); DL Froste Rucker (Arizona); TE Alex Smith (Cincinnati); DB Ray Ventrone (San Francisco); TE Benjamin Watson (New Orleans).

2012

Players Signed by Browns: DL Froste Rucker (Cincinnati); DL Juqua Parker (Philadelphia).

Former Browns Players Signed by Other Clubs: DB Mike Adams (Denver); OL Artis Hicks (Miami); RB Peyton Hillis (Kansas City); OL Steve Vallos (Philadelphia).

2011

Players Signed by Browns: RB Brandon Jackson (Green Bay); DB Dimitri Patterson (Philadelphia); DB Usama Young (New Orleans).

Former Browns Players Signed by Other Clubs: DB Abram Elam (Dallas); DB Sabby Piscitelli (Kansas City); WR Chansi Stuckey (Arizona); LB Jason Trusnik (Miami); FB Lawrence Vickers (Houston); OL Floyd Womack (Arizona); DB Eric Wright (Detroit).

2010

Players Signed by Browns: LB Scott Fujita (New Orleans); OL Tony Pashos (San Francisco); TE Benjamin Watson (New England).

Former Browns Players Signed by Other Clubs: TE Michael Gaines (Houston); OL Rex Hadnot (Arizona).

2009

Players Signed by Browns: LB Eric Barton (N.Y. Jets); LB David Bowens (N.Y. Jets); DB Corey Ivy (Baltimore); DL C. J. Mosley (N.Y. Jets); DB Hank Poteat (N.Y. Jets); OL John St. Clair (Chicago); OL Floyd Womack (Seattle).

Former Browns Players Signed by Other Clubs: LB Andra Davis (Denver); DB Travis Daniels (Kansas City); TE Darnell Dinkins (New Orleans); DB Sean Jones (Philadelphia); OL Seth McKinney (Buffalo); RB Jason Wright (Arizona); OL Scott Young (Denver).

2008

Players Signed by Browns: OL Rex Hadnot (Miami); LB Shante Orr (Jacksonville); WR Donté Stallworth (New England).

Former Browns Players Signed by Other Clubs: DB Ricardo Colclough (Carolina); DL Simon Fraser (Atlanta); LB Matt Stewart (Arizona); LB Chaun Thompson (Houston).

Note: *Restricted free agent

2007

Players Signed by Browns: RB Jamal Lewis (Baltimore); OL Seth McKinney (Miami); LB Antwan Peek (Houston); OL Eric Steinbach (Cincinnati); DL Robaire Smith (Tennessee); DT *Shaun Smith (Cincinnati); DB Kenny Wright (Washington).

Former Browns Players Signed by Other Clubs: DE Alvin McKinley (Denver); WR Dennis Northcutt (Jacksonville); S Brian Russell (Seattle); FB Terrelle Smith (Arizona).

Note: *Restricted free agent

2006

Players Signed by Browns: OL LeCharles Bentley (New Orleans); TE Darnell Dinkins (Baltimore); OL Bob Hallen (San Diego); WR Joe Jurevicius (Seattle); LB Willie McGinest (New England); OL Kevin Shaffer (Atlanta); NT Ted Washington (Oakland); P Dave Zastudil (Baltimore).

Former Browns Players Signed by Other Clubs: WR Antonio Bryant (San Francisco); TE Keith Heinrich (Miami); LB Kenard Lang (Denver); DB Michael Lehan (Miami); OL Mike Pucillo (Washington); TE Aaron Shea (San Diego); OL L.J. Shelton (Miami); LB Ben Taylor (Green Bay).

2005

Players Signed by Browns: OL Joe Andruzzi (New England); DB Gary Baxter (Baltimore); OL Cosey Coleman (Tampa Bay); DL Jason Fisk (San Diego); P Kyle Richardson (Cincinnati); DB *Brian Russell (Minnesota); LB Matt Stewart (Atlanta).

Former Browns Players Signed by Other Clubs: LB *Kevin Bentley (Seattle); OL Damion Cook (Miami); LB Barry Gardner (N.Y. Jets); OL *Joaquin Gonzalez (Indianapolis); DB Anthony Henry (Dallas); QB Kelly Holcomb (Buffalo); LB Warrick Holdman (Washington); DB Lewis Sanders (Houston).

Note: *Restricted free agent

2004

Players Signed by Browns: DL Ebenezer Ekuban (Dallas); QB Jeff Garcia (San Francisco); OL Kelvin Garmon (San Diego); LB Warrick Holdman (Chicago); FB Terrelle Smith (New Orleans).

Former Browns Players Signed by Other Clubs: P Chris Gardocki (Pittsburgh); OL Shaun O'Hara (N.Y. Giants); DB Lewis Sanders (Jacksonville); OL Barry Stokes (N.Y. Giants).



2003

Players Signed by Browns: LB Barry Gardner (Philadelphia).

Former Browns Players Signed by Other Clubs: OL Dave Wohlabaugh (St. Louis); LB Earl Holmes (Detroit); DB Cory Fuller (Baltimore); LB Dwayne Rudd (Tampa Bay); DB Chris Atkins (New England); LS Ryan Kuehl (New York Giants).

2002

Players Signed by Browns: S Robert Griffith (Minnesota); LB Earl Holmes (Pittsburgh); DL Kenard Lang (Washington); WR Chris Sanders (Tennessee); OL Barry Stokes (Green Bay); OL Ryan Tucker (St. Louis).

Former Browns Players Signed by Other Clubs: DE Keith McKenzie (Chicago); OL Roman Oben (Tampa Bay); O.J. Santiago (Minnesota); DL Greg Spires (Tampa Bay).

2001

Players Signed by Browns: LB Brant Boyer (Jacksonville); TE Ricky Dudley (Oakland); RB Curtis Enis (Chicago); QB Kelly Holcomb (Indianapolis); LB Dwayne Rudd (Minnesota); FB Mike Sellers (Washington); DT Mark Smith (Arizona); OL Ross Verba (Green Bay).

Former Browns Players Signed by Other Clubs: FB Marc Edwards (New England); WR David Patten (New England).

2000

Players Signed by Browns: DB Percy Ellsworth (N.Y. Giants); OL Everett Lindsay (Baltimore); DE Keith McKenzie (Green Bay); LB Marty Moore (New England); OT Roman Oben (N.Y. Giants); WR David Patten (N.Y. Giants); RB Errict Rhett (Baltimore); DL Orpheus Roye (Pittsburgh).

Former Browns Players Signed by Other Clubs: OL Orlando Bobo (Baltimore); T Lomas Brown (N.Y. Giants); CB Antonio Langham (New England); QB Jamie Martin (Jacksonville); CB Ryan McNeil (Dallas); DB Marquez Pope (Oakland); OL Scott Rehberg (Cincinnati); WR Leslie Shepherd (Miami); LB-DE John Thierry (Green Bay).

1999

Players Signed by Browns: DE Derrick Alexander (Minnesota); DT Jerry Ball (Minnesota); T Lomas Brown (Arizona); T Orlando Brown (Baltimore); CB Corey Fuller (Minnesota); P Chris Gardocki (Indianapolis); DT Darius Holland (Detroit); DT John Jurkovic (Jacksonville); RB Terry Kirby (San Francisco); CB Ryan McNeil (St. Louis); LB Jamir Miller (Arizona); DB Marquez Pope (San Francisco); WR Leslie Shepherd (Washington); LB John Thierry (Chicago); C Dave Wohlabaugh (New England).

1995

Players Signed by Browns: DT Tim Goad (New England); WR Andre Rison (Atlanta); CB Johnny Thomas (Washington); RB Lorenzo White (Houston).

Former Browns Players Signed by Other Clubs: RB Randy Baldwin (Carolina); DT James Jones (Denver); LB Frank Stams (Carolina).

Note: lost WR Mark Carrier to Carolina in expansion draft.

1994

Players Signed by Browns: LB Carl Banks (Washington); RB Earnest Byner (Washington); CB Don Griffin (San Francisco); TE Walter Reeves (Arizona); QB Mark Rypien (Washington); OL Mike Withycombe (San Diego).

Former Browns Players Signed by Other Clubs: P Brian Hansen (N.Y. Jets); CB Randy Hilliard (Denver); LB Mike Johnson (Detroit); LB Clay Matthews (Atlanta).

1993

Players Signed by Browns: WR Mark Carrier (Tampa Bay); OL Houston Hoover (Atlanta); WR Hassan Jones (Minnesota); CB Najee Mustafaa (Minnesota); QB Vinny Testaverde (Tampa Bay).

Former Browns Players Signed by Other Clubs: WR Webster Slaughter (Houston); TE Mark Bavaro (New England); QB Mike Tomczak (Pittsburgh).

TRANSITION TAGGED PLAYERS

2013 - OL Alex Mack.

FRANCHISE TAGGED PLAYERS

2011 - K Phil Dawson, 2012 - K Phil Dawson.

PLAN "B" FREE AGENTS (1989-92)**1992**

Players Signed by Browns During "Plan B" (11): RB James Brooks (Cincinnati); WR Jamie Holland (L.A. Raiders); CB Alonzo Hampton (Tampa); TE Pete Holohan (Kansas City); WR Keenan McCardell (Washington); S Stevon Moore (Miami); LB Anthony Moss (N.Y. Giants); RB Bruce Perkins (Indianapolis); CB Terry Taylor (Detroit); RB Ron Wolfley (Arizona); S Tony Zachary (New England).

Former Browns Players Signed by Other Clubs During "Plan B" (6): DT Frank Conover (Green Bay); S Thane Gash (San Francisco); CB Ray Irvin (Kansas City); CB Joe King (Tampa Bay); WR Reggie Langhorne (Indianapolis); WR Mike Oliphant (Seattle).

1991

Players Signed by Browns During "Plan B" (11): TE Charles Arbuckle (New Orleans); LB David Brandon (San Diego); LB Richard Brown (San Diego); P Brian Hansen (New England); K Mike Lansford (L.A. Rams—failed physical); S Vince Newsome (L.A. Rams); QB Todd Philcox (Cincinnati); G John Rienstra (Pittsburgh); RB Lee Rouson (N.Y. Giants); K Matt Stover (N.Y. Giants); T Rob Woods (Kansas City).

Former Browns Players Signed by Other Clubs During "Plan B" (6): DE Robert Banks (Houston); LB Marcus Cotton (Seattle); DL Marion Jones (Tampa Bay); FB Tim Manoa (New Orleans); DT Chris Pike (San Diego); S Felix Wright (Minnesota).

1990

Players Signed by Browns During "Plan B" (6): C Mike Baab (New England); CB Raymond Clayborn (New England); LB Lawrence McGrew (New England); LB Ken Rose (N.Y. Jets); G Ralph Tamm (Washington); DE Rhondy Weston (Tampa Bay).

Former Browns Players Signed by Other Clubs During "Plan B" (5): CB Hanford Dixon (San Francisco); RB Keith Jones (Dallas); S Robert Lyons (Minnesota); WR Gerald McNeil (Houston); TE Ron Middleton (Washington).

1989

Players Signed by Browns During "Plan B" (14): DE Al Baker (Minnesota); OG Ted Banker (N.Y. Jets); DE Robert Banks (Houston); C Tom Baugh (Kansas City); WR Ray Butler (Seattle); RB Patrick Collins (Green Bay); DL Tom Gibson (New England); CB Kerry Glenn (N.Y. Jets); RB Keith Jones (L.A. Rams); LB Barry Krauss (Indianapolis); QB Mike Norseth (Cincinnati); WR Darryl Usher (New England); P Bryan Wagner (Chicago); WR Chris Woods (L.A. Raiders).

Former Browns Players Signed by Other Clubs During "Plan B" (10): DE Sam Clancy (Indianapolis); S Danny Copeland (Kansas City); NT Bob Golic (L.A. Raiders); K Jeff Jaeger (L.A. Raiders); TE Jeff Modesitt (Atlanta); P Max Runager (Kansas City); QB Steve Slayden (Kansas City); WR Clarence Weathers (Indianapolis); G Larry Williams (San Diego); C Frank Winters (N.Y. Giants).



TEAM TRADE HISTORY SINCE 1999

2/12/1999

Cleveland acquired defensive end Roy Barker and tight end Irv Smith from San Francisco for past considerations.

2/26/1999

Cleveland traded a fourth-round selection (110th overall) and a fifth-round selection (134th overall) in the 1999 NFL Draft to San Francisco for quarterback Ty Detmer and a fourth-round selection (124th overall) in 1999.

4/18/1999

Cleveland traded a fourth-round draft choice (96th overall) in 1999 to San Francisco for fullback Marc Edwards.

4/18/1999

Cleveland traded a sixth-round selection (170th overall) in the 1999 NFL Draft to Seattle for two sixth-round picks (187th overall and 191st overall).

4/18/1999

Cleveland traded two seventh-round picks (221st and 253rd overall) in the 1999 NFL Draft to Chicago for a sixth-round (174th overall) pick.

4/22/1999

Cleveland acquired running back Sedrick Shaw from New England for past considerations.

9/28/1999

Cleveland traded defensive tackle Jerry Ball to Minnesota for defensive end Stalin Colinet and a seventh-round draft choice.

10/19/1999

Cleveland traded a sixth-round (167th overall) selection in the 2000 NFL Draft to Miami for running back Karim Abdul-Jabbar.

4/16/2000

Cleveland traded two seventh-round (223rd and 254th overall) picks to Chicago for two seventh-round draft choices (209th and 225th overall).

8/14/2001

Cleveland traded offensive lineman Everett Lindsay to Minnesota for a conditional draft choice.

8/28/2001

Cleveland traded wide receiver Darrin Chiaverini to Dallas for a conditional draft choice; however, the conditions of the trade were not met and the Browns did not receive compensation.

9/2/2001

Cleveland traded quarterback Ty Detmer to Detroit for a fourth-round choice in the 2002 NFL Draft.

9/2/2001

Cleveland traded running back Travis Prentice and quarterback Spergo Wynn to Minnesota for conditional draft choices.

10/16/2001

Cleveland traded defensive end Stalin Colinet to Minnesota for a conditional draft choice.

3/8/2002

Cleveland traded a conditional seventh-round draft choice in 2004 to Miami for running back J.J. Johnson.

4/20/2002

Cleveland traded linebacker Wali Rainer and a third-round draft choice (79th overall) to Jacksonville for a third-round draft choice (76th overall).

4/21/2002

Cleveland traded a fifth-round draft choice (147th overall) and a sixth-round draft choice (189th overall) to Oakland for a fourth-round choice (122nd overall).

*Cleveland's trades with Minnesota involving Everett Lindsay, Travis Prentice, Spergo Wynn and Stalin Colinet ultimately resulted in the Browns receiving fifth round draft choices from Minnesota in the 2002 and 2003 NFL Draft.

8/31/2002

Cleveland traded a seventh-round draft choice in the 2003 draft to San Diego for tight end Steve Heiden (Chargers also had the option of switching sixth-round picks in 2003).

2/28/2003

Cleveland traded tight end Mark Campbell to Buffalo for an undisclosed 2004 draft choice.

4/24/2004

Cleveland traded a 2004 first-round and second-round choices to Detroit for the Lions 2004 first-round choice (sixth overall).

Cleveland traded a 2004 third-round, fifth-round and sixth-round choices to Indianapolis for a second and fifth-round choices.

3/2/2005

Cleveland traded defensive lineman Gerard Warren to Denver for a fourth round choice in the 2005 draft.

3/5/2005

Cleveland traded a 2005 fourth-round draft choice to Seattle for quarterback Trent Dilfer.

3/30/2005

Cleveland traded defensive ends Ebenezer Ekuban and Michael Myers to Denver for running back Reuben Droughns.

4/24/2005

Cleveland traded quarterback Luke McCown to Tampa Bay for a 2005 sixth-round draft choice (203rd overall).

8/22/2005

Cleveland traded wide receiver Andre Davis to New England for an undisclosed draft choice.

9/4/2005

Cleveland traded offensive lineman Melvin Fowler to Minnesota for offensive lineman Nat Dorsey.

3/20/2006

Cleveland traded safety Chris Crocker to Atlanta for a fourth-round choice in the 2006 NFL draft.

4/29/2006

Cleveland traded a 2006 first-round choice (12th overall) to Baltimore for a 2006 first-round choice (13th overall) and 2006 sixth-round choice (181st overall).

Cleveland traded center Jeff Faine and a 2006 second-round choice (43rd overall) to New Orleans for a 2006 second-round choice (34th overall).

5/4/2006

Cleveland traded quarterback Trent Dilfer to San Francisco for an undisclosed 2007 draft choice and quarterback Ken Dorsey.

8/8/2006

Cleveland traded an undisclosed draft pick to New England for offensive lineman Ross Tucker.

8/22/2006

Cleveland traded wide receiver Carlton Brewster to Green Bay for defensive back Therrian Fontenot.

8/24/2006

Cleveland traded a conditional draft choice to Chicago for offensive lineman Lennie Friedman.

9/2/2006

Cleveland traded an undisclosed 2008 draft choice to Philadelphia for offensive lineman Hank Fraley.

3/9/2007

Cleveland traded running back Reuben Droughns to N.Y. Giants for wide receiver Tim Carter.

4/28/2007

Cleveland traded a 2007 second-round choice (36th overall) and a 2007 first-round choice to Dallas for a 2007 first-round choice (22nd overall).

4/28/2007

Cleveland traded its 2007 third-round (67th overall), fourth-round (103rd overall) and their sixth-round choice (178th overall) to Dallas for a second-round choice (53rd overall) and sixth-round choice (195th overall).

4/29/2007

Cleveland traded a sixth-round choice (195th overall) to Dallas for a sixth-round choice (200th overall) and a seventh-round choice (234th overall).

9/11/2007

Cleveland traded quarterback Charlie Frye to Seattle for a 2008 sixth-round draft choice.

2/29/2008

Cleveland traded a 2008 second-round draft choice to Green Bay for defensive lineman Corey Williams.

3/4/2008

Cleveland traded defensive back Leigh Bodden and a 2008 third-round draft choice to Detroit for defensive lineman Shaun Rogers.

4/27/2008

Cleveland traded a 2008 fourth-round choice (122nd overall) and a 2008 fifth-round choice (155th overall) to Dallas for a 2008 fourth round choice (104th overall).

4/27/2008

Cleveland traded a 2009 third-round selection to Dallas for a 2008 fourth-round selection (111th overall).

4/27/2008

Cleveland traded a 2009 fifth-round selection to Philadelphia for a 2008 sixth-round selection (191st overall).

8/20/2008

Cleveland traded an undisclosed draft choice to Miami for defensive back Travis Daniels.

2/27/2009

Cleveland traded tight end Kellen Winslow to Tampa Bay for undisclosed draft picks.

START

PLAYERS

2017 SEASON

HISTORY

RECORDS

GAME DAY



4/25/2009

Cleveland traded a 2009 first-round selection (fifth overall) to N.Y. Jets for a 2009 first-round choice (17th overall), second-round choice (52nd overall), and defensive lineman Kenyon Coleman, defensive back Abram Elam and quarterback Brett Ratliff.

Cleveland traded a 2009 first-round choice (17th overall) to Tampa Bay for a 2009 first-round choice (19th overall) and sixth-round choice (191st overall).

Cleveland traded a 2009 first-round choice (19th overall) to Philadelphia for a 2009 first-round choice (21st overall) and sixth-round choice (195th overall).

9/1/2009

Cleveland traded defensive lineman Louis Leonard to Carolina for an undisclosed draft choice.

10/7/2009

Cleveland traded wide receiver Braylon Edwards to N.Y. Jets for wide receiver Chansi Stuckey, linebacker Jason Truunik and undisclosed draft choices.

3/3/2010

Cleveland traded defensive lineman Corey Williams and a 2010 seventh-round draft choice to Detroit Lions for a 2010 fifth-round pick.

3/10/2010

Cleveland traded an undisclosed 2011 draft choice to Seattle for quarterback Seneca Wallace.

3/14/2010

Cleveland traded quarterback Brady Quinn to Denver for running back Peyton Hillis and a 2011 sixth-round draft choice and a 2012 conditional draft choice.

3/15/2010

Cleveland traded linebacker Kamerion Wimbley to Oakland for a 2010 third-round pick (85th overall).

4/6/2010

Cleveland traded linebacker Alex Hall, a 2010 fourth-round draft choice and a 2010 fifth-round draft choice to Philadelphia for defensive back Sheldon Brown and linebacker Chris Gocong.

4/24/2010

Cleveland traded a 2010 third-round (92nd overall) and two fifth-round selections (134th and 146th overall) to Philadelphia for a 2010 second round choice (59th).

10/6/2010

Cleveland traded 2012 sixth-round draft choice to Minnesota for defensive lineman Jayme Mitchell.

10/14/2010

Cleveland traded running back Jerome Harrison to Philadelphia for running back Mike Bell.

4/28/2011

Cleveland traded a 2011 first-round (6th overall) selection to Atlanta for a 2011 first (27th overall), second (59th overall) and fourth (124th overall) round choices along with a 2012 first round and fourth round picks.

4/28/2011

Cleveland traded a 2011 first (27th overall) and third (70th overall) round choices to Kansas City for a 2011 first-round (21st overall) pick.

4/30/2011

Cleveland traded two 2011 sixth (168th and 170th overall) round choices to Minnesota for a 2011 fifth-round (150th overall) pick.

8/1/2011

Cleveland traded an undisclosed 2012 draft choice to St. Louis for OL John Greco.

4/26/2012

Cleveland traded a 2012 first (fourth overall), fourth (118th overall), fifth (139th overall) and seventh (211th overall) round choices to Minnesota for a 2012 first round (third overall) choice.

4/27/2012

Cleveland traded a 2012 third (67th overall) round choice to Denver for a 2012 third (87th overall) and fourth (120th overall) round choices.

8/31/2012

Cleveland traded DB David Sims and a 2013 seventh round choice to Philadelphia for a 2013 sixth round choice.

4/1/2013

Cleveland traded QB Colt McCoy and a 2013 sixth round choice to San Francisco for a 2013 fifth and seventh round choices.

4/11/2013

Cleveland traded LB Emmanuel Acho to Philadelphia for RB Dion Lewis.

4/26/2013

Cleveland traded 2013 fourth (104th) and fifth (164th) round choices to Miami for WR Davone Bess and 2013 fourth (111th) and seventh (217th) round choices.

4/27/2013

Cleveland traded a 2013 fourth round choice (111th overall) to Pittsburgh for a 2014 third-round choice.

4/27/2013

Cleveland traded a 2013 fifth round choice (139th overall) to Indianapolis for a 2014 fourth round choice.

9/19/2013

Cleveland traded RB Trent Richardson to Indianapolis for 2014 first-round pick.

5/8/2014

Cleveland traded the fourth overall pick to the Bills and received the ninth pick and the Bills' 2015 first- and fourth-round picks.

Cleveland acquired the eighth pick from Minnesota in exchange for the ninth pick and the 145th pick.

Cleveland acquired the 22nd pick from Philadelphia in exchange for the 26th pick and the 83rd pick.

5/9/2014

Cleveland acquired the 94th pick from San Francisco in exchange for the 106th pick and the 180th pick.

5/10/2014

Cleveland traded the 218th pick to the Ravens and received their 2015 sixth-round pick.

5/1/2015

Cleveland acquired the 51st, 116th and 195th picks from Houston in exchange for the 43rd and 229th picks.

5/1/2015

Cleveland acquired the 96th and 219th picks from New England in exchange for the 111th, 147th and 202nd round picks.

5/2/2015

Cleveland acquired the 123rd, 198th and 241st round picks from Arizona in exchange for the 116th pick.

6/8/2015

Cleveland traded an undisclosed draft pick to San Francisco for P Andy Lee.

9/6/2015

Cleveland traded RB Terrance West to Tennessee for a conditional 2016 pick.

9/11/2015

Cleveland traded DL Billy Winn to Indianapolis for a conditional 2017 pick.

4/20/2016

Cleveland traded 2016 first (2nd overall) and a 2017 conditional fourth round pick to Philadelphia for the Eagles' 2016 first (8th), third (77th) and fourth (100th) round picks and 2017 first and 2018 second round picks.

4/28/2016

Cleveland traded 2016 first (8th overall) and sixth (176th overall) round picks to Tennessee for the Titans' 2016 first (15th overall), third (76th overall) and 2017 second round picks.

4/29/2016

Cleveland traded third (77th overall) and fifth (141st overall) round picks to Carolina for the Panthers' third (93rd overall), fourth (129th overall) and fifth (168th overall) round picks.

4/30/2016

Cleveland traded fourth (100th overall) round pick to Oakland for the Raiders' fourth (114th overall) and fifth (154th overall) round picks.

8/25/2016

Cleveland traded LB Barkevious Mingo to New England for the Patriots' 2017 fifth-round pick.

4/29/2016

Cleveland traded P Andy Lee and a 2017 7th-round pick to Carolina for P Kasey Redfern and a 2018 fourth-round pick.

9/3/2016

Cleveland traded DB Justin Gilbert to Pittsburgh for the Steelers' 2018 sixth-round pick.

8/31/2016

Cleveland traded conditional draft pick to New England for LB Jamie Collins Sr.

3/9/2017

Cleveland traded 2017 fourth round pick to Houston for 2018 second round pick, 2017 sixth round pick and QB Brock Osweiler.

4/27/2017

Cleveland traded 2017 first round (12th overall) pick to Houston for Texans' 2017 first (25th overall) and 2018 first round picks.

4/27/2017

Cleveland traded 2017 second (33rd overall) and fourth (108th overall) round picks to Green Bay for the Packers' first round (29th overall) pick.

4/29/2017

Cleveland traded two 2017 fifth (145th and 175th) round picks to Denver for the Broncos' fourth (126th) and seventh (252nd) round picks.

4/29/2017

Cleveland 2017 fifth (181st overall) and sixth (188th overall) to New York for the Jets' fifth (160th overall) and seventh (224th overall) round picks.

6/1/2017

Cleveland Traded LB Demario Davis to New York Jets for DB Calvin Pryor III.



BROWNS VS. NFL TEAMS

*Indicates playoff game

RESULTS VS. ARIZONA CARDINALS

Chicago Cardinals	10/15/1950	W	34-24
at Chicago Cardinals	11/5/1950	W	10-7
at Chicago Cardinals	11/4/1951	W	34-17
Chicago Cardinals	12/2/1951	W	49-28
Chicago Cardinals	11/9/1952	W	28-13
at Chicago Cardinals	12/7/1952	W	10-0
at Chicago Cardinals	10/4/1953	W	27-7
Chicago Cardinals	11/29/1953	W	27-16
Chicago Cardinals	10/10/1954	W	31-7
at Chicago Cardinals	10/24/1954	W	35-3
at Chicago Cardinals	10/30/1955	W	26-20
Chicago Cardinals	12/11/1955	W	35-24
at Chicago Cardinals	9/30/1956	L	7-9
Chicago Cardinals	12/16/1956	L	7-24
at Chicago Cardinals	10/27/1957	W	17-7
Chicago Cardinals	12/1/1957	W	31-0
Chicago Cardinals	10/12/1958	W	35-28
at Chicago Cardinals	10/26/1958	W	38-24
at Chicago Cardinals	10/4/1959	W	34-7
Chicago Cardinals	10/18/1959	W	17-7
St. Louis Cardinals	11/13/1960	W	28-27
at St. Louis Cardinals	11/27/1960	T	17-17
St. Louis Cardinals	9/24/1961	W	20-17
at St. Louis Cardinals	10/29/1961	W	21-10
at St. Louis Cardinals	10/21/1962	W	34-7
St. Louis Cardinals	11/18/1962	W	38-14
St. Louis Cardinals	11/17/1963	L	14-20
at St. Louis Cardinals	12/1/1963	W	24-10
St. Louis Cardinals	9/20/1964	T	33-33
at St. Louis Cardinals	12/6/1964	L	19-28
St. Louis Cardinals	9/26/1965	L	13-49
at St. Louis Cardinals	12/19/1965	W	27-24
St. Louis Cardinals	9/25/1966	L	28-34
at St. Louis Cardinals	12/17/1966	W	38-10
St. Louis Cardinals	10/15/1967	W	20-16
at St. Louis Cardinals	12/10/1967	W	20-16
St. Louis Cardinals	10/13/1968	L	21-27
at St. Louis Cardinals	12/14/1968	L	16-27
St. Louis Cardinals	10/26/1969	T	21-21
at St. Louis Cardinals	12/14/1969	W	27-21
at St. Louis Cardinals	9/29/1974	L	7-29
at St. Louis Cardinals	10/28/1979	W	38-20
St. Louis Cardinals	9/8/1985	L	24-27 OT
at Phoenix Cardinals	10/23/1988	W	29-21
Arizona Cardinals	9/18/1994	W	32-0
at Arizona Cardinals	10/8/2000	L	21-29
Arizona Cardinals	11/16/2003	W	44-6
at Arizona Cardinals	12/2/2007	L	21-27
at Arizona Cardinals	12/18/2011	L	17-20 OT
Arizona Cardinals	11/1/2015	L	20-34
Regular Season Totals	33-14-3	.690	
Home	15-7-2	.667	
Away	18-7-1	.712	

RESULTS VS. ATLANTA FALCONS

at Atlanta Falcons	10/30/1966	W	49-17
Atlanta Falcons	10/27/1968	W	30-7
Atlanta Falcons	10/31/1971	L	14-31
at Atlanta Falcons	10/17/1976	W	20-17
at Atlanta Falcons	9/17/1978	W	24-16
Atlanta Falcons	9/27/1981	W	28-17
at Atlanta Falcons	11/18/1984	W	23-7
Atlanta Falcons	11/8/1987	W	38-3
Atlanta Falcons	12/16/1990	W	13-10
at Atlanta Falcons	11/28/1993	L	14-17
Atlanta Falcons	12/29/2002	W	24-16
at Atlanta Falcons	11/12/2006	W	17-13
Atlanta Falcons	10/10/2010	L	10-20
at Atlanta Falcons	11/23/2014	W	26-24
Regular Season Totals	11-3-0	.786	
Home	5-2-0	.714	
Away	6-1-0	.857	

RESULTS VS. BALTIMORE RAVENS

at Baltimore Ravens	9/26/1999	L	10-17
Baltimore Ravens	11/7/1999	L	9-41
Baltimore Ravens	10/1/2000	L	0-12
at Baltimore Ravens	11/26/2000	L	7-44
Baltimore Ravens	10/21/2001	W	24-14
at Baltimore Ravens	11/18/2001	W	27-17
Baltimore Ravens	10/6/2002	L	21-26
at Baltimore Ravens	12/22/2002	W	14-13
at Baltimore Ravens	9/14/2003	L	13-33
Baltimore Ravens	12/21/2003	L	0-35
Baltimore Ravens	9/12/2004	W	20-3
at Baltimore Ravens	11/7/2004	L	13-27
at Baltimore Ravens	10/16/2005	L	3-16
Baltimore Ravens	1/1/2006	W	20-16
Baltimore Ravens	9/24/2006	L	14-15
at Baltimore Ravens	12/17/2006	L	17-27
Baltimore Ravens	9/30/2007	W	27-13
at Baltimore Ravens	11/18/2007	W	33-30 OT
at Baltimore Ravens	9/21/2008	L	10-28
Baltimore Ravens	11/2/2008	L	27-37
at Baltimore Ravens	9/27/2009	L	3-34
Baltimore Ravens	11/16/2009	L	0-16
at Baltimore Ravens	9/26/2010	L	17-24
Baltimore Ravens	12/26/2010	L	10-20
Baltimore Ravens	12/4/2011	L	10-24
at Baltimore Ravens	12/24/2011	L	14-20
at Baltimore Ravens	9/27/2012	L	16-23
Baltimore Ravens	11/4/2012	L	15-25
at Baltimore Ravens	9/15/2013	L	6-14
Baltimore Ravens	11/3/2013	W	24-18
Baltimore Ravens	9/21/2014	L	21-23
at Baltimore Ravens	12/28/2014	L	10-20
at Baltimore Ravens	10/11/2015	W	33-30 OT
Baltimore Ravens	11/30/2015	L	27-33
Baltimore Ravens	9/18/2016	L	20-25
at Baltimore Ravens	11/10/2016	L	7-28
Regular Season Totals	9-27-0	.220	
Home	5-13-0	.278	
Away	4-14-0	.222	

RESULTS VS. BUFFALO BILLS

Buffalo Bills	11/26/1972	W	27-10
Buffalo Bills	11/24/1974	L	10-15
at Buffalo Bills	10/23/1977	W	27-16
Buffalo Bills	10/29/1978	W	41-20
at Buffalo Bills	11/1/1981	L	13-22
at Buffalo Bills	11/4/1984	W	13-10
Buffalo Bills	11/17/1985	W	17-7
at Buffalo Bills	12/7/1986	W	21-17
Buffalo Bills	11/15/1987	W	27-21
*Buffalo Bills	1/6/1990	W	34-30
Buffalo Bills	11/4/1990	L	0-42
Buffalo Bills	10/2/1995	L	19-22
at Buffalo Bills	12/12/2004	L	7-37
Buffalo Bills	12/16/2007	W	8-0
at Buffalo Bills	11/17/2008	W	29-27
at Buffalo Bills	10/11/2009	W	6-3
at Buffalo Bills	12/12/2010	L	6-13
Buffalo Bills	9/23/2012	L	14-24
Buffalo Bills	10/3/2013	W	37-24
at Buffalo Bills	11/30/2014	L	10-26
at Buffalo Bills	12/18/2016	L	13-33
Regular Season Totals	11-9-0	.550	
Home	6-4-0	.600	
Away	5-5-0	.500	
Playoffs	1-0-0	1.000	

RESULTS VS. CAROLINA PANTHERS

Carolina Panthers	11/21/1999	L	17-31
Carolina Panthers	12/1/2002	L	6-13
at Carolina Panthers	10/8/2006	L	12-20
Carolina Panthers	11/28/2010	W	24-23
at Carolina Panthers	12/21/2014	L	13-17
Regular Season Totals	1-4-0	.200	
Home	1-2-0	.333	
Away	0-2-0	.000	



STAFF

PLAYERS

2017 SEASON

HISTORY

RECORDS

GAME DAY

RESULTS VS. CHICAGO BEARS

Chicago Bears	11/25/1951	W	42-21
at Chicago Bears	11/14/1954	W	39-10
Chicago Bears	12/11/1960	W	42-0
at Chicago Bears	12/10/1961	L	14-17
Chicago Bears	10/22/1967	W	24-0
at Chicago Bears	11/30/1969	W	28-24
Chicago Bears	10/15/1972	L	0-17
Chicago Bears	11/3/1980	W	27-21
at Chicago Bears	9/7/1986	L	31-41
Chicago Bears	10/23/1989	W	27-7
Chicago Bears	11/29/1992	W	27-14
at Chicago Bears	11/4/2001	L	21-27 OT
Chicago Bears	10/9/2005	W	20-10
at Chicago Bears	11/1/2009	L	6-30
Chicago Bears	12/15/2013	L	31-38
Regular Season Totals	9-6-0	.600	
Home	7-2-0	.778	
Away	2-4-0	.333	

RESULTS VS. CINCINNATI BENGALS

Cincinnati Bengals	10/11/1970	W	30-27
at Cincinnati Bengals	11/15/1970	L	10-14
at Cincinnati Bengals	10/17/1971	W	27-24
Cincinnati Bengals	12/5/1971	W	31-27
Cincinnati Bengals	10/1/1972	W	27-6
at Cincinnati Bengals	12/9/1972	W	27-24
Cincinnati Bengals	10/7/1973	W	17-10
at Cincinnati Bengals	12/9/1973	L	17-34
at Cincinnati Bengals	9/15/1974	L	7-33
Cincinnati Bengals	10/13/1974	L	24-34
at Cincinnati Bengals	9/21/1975	L	17-24
Cincinnati Bengals	11/23/1975	W	35-23
Cincinnati Bengals	10/3/1976	L	24-45
at Cincinnati Bengals	10/31/1976	L	6-21
Cincinnati Bengals	9/18/1977	W	13-3
Cincinnati Bengals	11/6/1977	L	7-10
Cincinnati Bengals	9/10/1978	W	13-10 OT
at Cincinnati Bengals	12/17/1978	L	16-48
Cincinnati Bengals	10/2/1979	W	28-27
at Cincinnati Bengals	12/16/1979	L	12-16
Cincinnati Bengals	11/23/1980	W	31-7
at Cincinnati Bengals	12/2/1980	W	27-24
at Cincinnati Bengals	9/20/1981	W	20-17
Cincinnati Bengals	11/29/1981	L	21-41
at Cincinnati Bengals	12/12/1982	L	10-23
Cincinnati Bengals	9/15/1983	W	17-7
at Cincinnati Bengals	10/23/1983	L	21-28
at Cincinnati Bengals	10/2/1984	L	9-12
Cincinnati Bengals	12/2/1984	L	17-20 OT
at Cincinnati Bengals	11/10/1985	L	10-27
Cincinnati Bengals	11/24/1985	W	24-6
Cincinnati Bengals	9/18/1986	L	13-30
at Cincinnati Bengals	12/14/1986	W	34-3
at Cincinnati Bengals	10/18/1987	W	34-0
Cincinnati Bengals	12/13/1987	W	38-24
at Cincinnati Bengals	9/25/1988	L	17-24
Cincinnati Bengals	10/30/1988	W	23-16
at Cincinnati Bengals	9/25/1989	L	14-21
Cincinnati Bengals	12/3/1989	L	0-21
Cincinnati Bengals	10/22/1990	L	13-34
at Cincinnati Bengals	12/30/1990	L	14-21
Cincinnati Bengals	9/15/1991	W	14-13
at Cincinnati Bengals	11/3/1991	L	21-23
at Cincinnati Bengals	11/1/1992	L	10-30
Cincinnati Bengals	12/6/1992	W	37-21
Cincinnati Bengals	9/5/1993	W	27-14
at Cincinnati Bengals	10/17/1993	W	28-17
at Cincinnati Bengals	9/4/1994	W	28-20
Cincinnati Bengals	10/23/1994	W	37-13
at Cincinnati Bengals	10/29/1995	W	29-26 OT
Cincinnati Bengals	12/17/1995	W	26-10
Cincinnati Bengals	10/10/1999	L	17-18
at Cincinnati Bengals	12/12/1999	L	28-44
at Cincinnati Bengals	9/10/2000	W	24-7
Cincinnati Bengals	10/29/2000	L	3-12
at Cincinnati Bengals	10/14/2001	L	14-24
Cincinnati Bengals	11/25/2001	W	18-0

Cincinnati Bengals	9/15/2002	W	20-7
at Cincinnati Bengals	11/17/2002	W	27-20
Cincinnati Bengals	9/28/2003	L	14-21
at Cincinnati Bengals	12/28/2003	W	22-14
Cincinnati Bengals	10/17/2004	W	34-17
at Cincinnati Bengals	11/28/2004	L	48-58
Cincinnati Bengals	9/11/2005	L	13-27
at Cincinnati Bengals	12/11/2005	L	20-23
at Cincinnati Bengals	9/17/2006	L	17-34
Cincinnati Bengals	11/26/2006	L	0-30
Cincinnati Bengals	9/16/2007	W	51-45
at Cincinnati Bengals	12/23/2007	L	14-19
at Cincinnati Bengals	9/28/2008	W	20-12
Cincinnati Bengals	12/21/2008	L	0-14
Cincinnati Bengals	10/4/2009	L	20-23 OT
at Cincinnati Bengals	11/29/2009	L	7-16
Cincinnati Bengals	10/3/2010	W	23-20
at Cincinnati Bengals	12/19/2010	L	17-19
Cincinnati Bengals	9/11/2011	L	17-27
at Cincinnati Bengals	11/27/2011	L	20-23
at Cincinnati Bengals	9/16/2012	L	27-34
Cincinnati Bengals	10/14/2012	W	34-24
Cincinnati Bengals	9/29/2013	W	17-6
at Cincinnati Bengals	11/17/2013	L	20-41
at Cincinnati Bengals	11/6/2014	W	24-3
Cincinnati Bengals	12/4/2014	L	0-30
at Cincinnati Bengals	11/5/2015	L	10-31
Cincinnati Bengals	12/6/2015	L	3-37
at Cincinnati Bengals	10/23/2016	L	17-31
Cincinnati Bengals	12/11/2016	L	10-23
Regular Season Totals	39-48-0	.448	
Home	24-19-0	.558	
Away	15-29-0	.341	

RESULTS VS. DALLAS COWBOYS

at Dallas Cowboys	10/16/1960	W	48-7
Dallas Cowboys	10/1/1961	W	25-7
at Dallas Cowboys	12/3/1961	W	38-17
Dallas Cowboys	10/7/1962	W	19-10
at Dallas Cowboys	12/2/1962	L	21-45
at Dallas Cowboys	9/22/1963	W	41-24
Dallas Cowboys	11/24/1963	W	27-17
Dallas Cowboys	10/4/1964	W	27-6
at Dallas Cowboys	10/18/1964	W	20-16
Dallas Cowboys	10/17/1965	W	23-17
at Dallas Cowboys	11/21/1965	W	24-17
Dallas Cowboys	10/23/1966	W	30-21
at Dallas Cowboys	11/24/1966	L	14-26
Dallas Cowboys	9/17/1967	L	14-21
*at Dallas Cowboys	12/24/1967	L	14-52
at Dallas Cowboys	9/22/1968	L	7-28
*Dallas Cowboys	12/21/1968	W	31-20
Dallas Cowboys	11/2/1969	W	42-10
*at Dallas Cowboys	12/28/1969	W	38-14
Dallas Cowboys	12/12/1970	L	2-6
at Dallas Cowboys	12/7/1974	L	17-41
Dallas Cowboys	9/24/1979	W	26-7
at Dallas Cowboys	11/25/1982	L	14-31
at Dallas Cowboys	9/22/1985	L	7-20
Dallas Cowboys	12/4/1988	W	24-21
Dallas Cowboys	9/1/1991	L	14-26
at Dallas Cowboys	12/10/1994	W	19-14
at Dallas Cowboys	9/19/2004	L	12-19
Dallas Cowboys	9/7/2008	L	10-28
at Dallas Cowboys	11/18/2012	L	20-23 OT
Dallas Cowboys	11/6/2016	L	10-35
Regular Season Totals	15-13-0	.536	
Home	9-5-0	.643	
Away	6-8-0	.429	
Playoffs	2-1-0	.667	

RESULTS VS. DENVER BRONCOS

at Denver Broncos	12/20/1970	W	27-13
Denver Broncos	10/24/1971	L	0-27
at Denver Broncos	10/29/1972	W	27-20
Denver Broncos	10/27/1974	W	23-21
at Denver Broncos	10/19/1975	L	15-16
at Denver Broncos	9/26/1976	L	13-44



Denver Broncos	11/12/1978	L	7-19
Denver Broncos	10/5/1980	L	16-19
at Denver Broncos	11/8/1981	L	20-23 OT
at Denver Broncos	12/4/1983	L	6-27
Denver Broncos	9/16/1984	L	14-24
*Denver Broncos	1/11/1987	L	20-23 OT
*at Denver Broncos	1/17/1988	L	33-38
at Denver Broncos	11/13/1988	L	7-30
Denver Broncos	10/1/1989	W	16-13
*at Denver Broncos	1/14/1990	L	21-37
at Denver Broncos	10/8/1990	W	30-29
Denver Broncos	12/8/1991	L	7-17
Denver Broncos	9/27/1992	L	0-12
Denver Broncos	11/7/1993	L	14-29
at Denver Broncos	10/30/1994	L	14-26
at Denver Broncos	10/15/2000	L	10-44
at Denver Broncos	12/14/2003	L	20-23 OT
Denver Broncos	10/22/2006	L	7-17
Denver Broncos	11/6/2008	L	30-34
at Denver Broncos	9/13/2009	L	6-27
at Denver Broncos	12/23/2012	L	12-34
Denver Broncos	10/18/2015	L	23-26 OT
Regular Season Totals	5-20-0	.200	
Home	2-10-0	.167	
Away	3-10-0	.231	
Playoffs	0-3-0	.000	

RESULTS VS. DETROIT LIONS

at Detroit Lions	11/2/1952	L	6-17
*Detroit Lions	12/18/1952	L	7-17
*at Detroit Lions	12/17/1953	L	16-17
Detroit Lions	12/19/1954	L	10-14
*Detroit Lions	12/26/1954	W	56-10
at Detroit Lions	12/8/1957	L	7-20
*at Detroit Lions	12/29/1957	L	14-59
Detroit Lions	11/9/1958	L	10-30
at Detroit Lions	12/8/1963	L	10-38
Detroit Lions	11/15/1964	W	37-21
at Detroit Lions	9/24/1967	L	14-31
Detroit Lions	10/5/1969	L	21-28
Detroit Lions	10/18/1970	L	24-41
at Detroit Lions	11/9/1975	L	10-21
at Detroit Lions	9/11/1983	W	31-26
Detroit Lions	9/28/1986	W	24-21
at Detroit Lions	11/23/1989	L	10-13
at Detroit Lions	12/13/1992	L	14-24
at Detroit Lions	10/8/1995	L	20-38
Detroit Lions	9/23/2001	W	24-14
Detroit Lions	10/23/2005	L	10-13
at Detroit Lions	11/22/2009	L	37-38
Detroit Lions	10/13/2013	L	17-31
Regular Season Totals	4-15-0	.211	
Home	3-6-0	.333	
Away	1-9-0	.100	
Playoffs	1-3-0	.250	

RESULTS VS. GREEN BAY PACKERS

at Green Bay Packers	9/27/1953	W	27-0
Green Bay Packers	10/23/1955	W	41-10
at Green Bay Packers	11/4/1956	W	24-7
Green Bay Packers	10/15/1961	L	17-49
at Green Bay Packers	11/22/1964	L	21-28
*at Green Bay Packers	1/2/1966	L	12-23
Green Bay Packers	9/18/1966	L	20-21
at Green Bay Packers	11/12/1967	L	7-55
Green Bay Packers	12/7/1969	W	20-7
Green Bay Packers	9/17/1972	L	10-26
Green Bay Packers	10/19/1980	W	26-21
at Green Bay Packers	11/6/1983	L	21-35
Green Bay Packers	10/19/1986	L	14-17
Green Bay Packers	10/18/1992	W	17-6
Green Bay Packers	11/19/1995	L	20-31
at Green Bay Packers	12/23/2001	L	7-30
at Green Bay Packers	9/18/2005	W	26-24

Green Bay Packers	10/25/2009	L	3-31
at Green Bay Packers	10/20/2013	L	13-31
Regular Season Totals	7-12-0	.368	
Home	4-6-0	.400	
Away	3-5-0	.375	
Playoffs	0-1-0	.000	

RESULTS VS. HOUSTON TEXANS

Houston Texans	10/20/2002	W	34-17
at Houston Texans	1/2/2005	W	22-14
at Houston Texans	10/30/2005	L	16-19
at Houston Texans	12/31/2006	L	6-14
Houston Texans	11/25/2007	W	27-17
Houston Texans	11/23/2008	L	6-16
at Houston Texans	11/6/2011	L	12-30
Houston Texans	11/16/2014	L	7-23
Regular Season Totals	3-5-0	.375	
Home	2-2-0	.500	
Away	1-3-0	.250	

RESULTS VS. INDIANAPOLIS COLTS

at Baltimore Colts	9/24/1950	W	31-0
Baltimore Colts	11/11/1956	L	7-21
at Baltimore Colts	11/1/1959	W	38-31
Baltimore Colts	10/14/1962	L	14-36
*Baltimore Colts	12/27/1964	W	27-0
at Baltimore Colts	10/20/1968	W	30-20
*Baltimore Colts	12/29/1968	L	0-34
at Baltimore Colts	9/26/1971	W	14-13
*Baltimore Colts	12/26/1971	L	3-20
Baltimore Colts	9/16/1973	W	24-14
at Baltimore Colts	11/2/1975	L	7-21
at Baltimore Colts	11/19/1978	W	45-24
Baltimore Colts	9/16/1979	W	13-10
at Baltimore Colts	11/9/1980	W	28-27
Baltimore Colts	10/25/1981	W	42-28
Baltimore Colts	11/27/1983	W	41-23
at Indianapolis Colts	11/2/1986	W	24-9
Indianapolis Colts	12/6/1987	L	7-9
*Indianapolis Colts	1/9/1988	W	38-21
Indianapolis Colts	9/19/1988	W	23-17
at Indianapolis Colts	12/10/1989	L	17-23 OT
at Indianapolis Colts	12/1/1991	W	31-0
at Indianapolis Colts	9/6/1992	L	3-14
at Indianapolis Colts	9/26/1993	L	10-23
at Indianapolis Colts	9/25/1994	W	21-14
Indianapolis Colts	12/26/1999	L	28-29
Indianapolis Colts	12/15/2002	L	23-28
Indianapolis Colts	9/7/2003	L	6-9
at Indianapolis Colts	9/25/2005	L	6-13
Indianapolis Colts	11/30/2008	L	6-10
at Indianapolis Colts	9/18/2011	W	27-19
at Indianapolis Colts	10/21/2012	L	13-17
Indianapolis Colts	12/7/2014	L	24-25
Regular Season Totals	15-14-0	.517	
Home	5-8-0	.385	
Away	10-6-0	.625	
Playoffs	2-2-0	.500	

RESULTS VS. JACKSONVILLE JAGUARS

Jacksonville Jaguars	10/22/1995	L	15-23
at Jacksonville Jaguars	12/24/1995	L	21-24
at Jacksonville Jaguars	10/17/1999	L	7-24
Jacksonville Jaguars	12/19/1999	L	14-24
Jacksonville Jaguars	9/3/2000	L	7-27
at Jacksonville Jaguars	12/3/2000	L	0-48
at Jacksonville Jaguars	9/30/2001	W	23-14
Jacksonville Jaguars	12/16/2001	L	10-15
at Jacksonville Jaguars	12/8/2002	W	21-20
Jacksonville Jaguars	12/4/2005	L	14-20
at Jacksonville Jaguars	10/26/2008	W	23-17
Jacksonville Jaguars	1/3/2010	W	23-17
at Jacksonville Jaguars	11/21/2010	L	20-24
Jacksonville Jaguars	11/20/2011	W	20-14
Jacksonville Jaguars	12/1/2013	L	28-32
at Jacksonville Jaguars	10/19/2014	L	6-24
Regular Season Totals	5-11-0	.313	
Home	2-6-0	.250	
Away	3-5-0	.375	



STAFF

PLAYERS

2017 SEASON

HISTORY

RECORDS

GAME DAY

RESULTS VS. KANSAS CITY CHIEFS

at Kansas City Chiefs	11/14/1971	L	7-13
Kansas City Chiefs	10/8/1972	L	7-31
at Kansas City Chiefs	12/2/1973	T	20-20
Kansas City Chiefs	12/14/1975	W	40-14
at Kansas City Chiefs	12/12/1976	L	14-39
Kansas City Chiefs	10/30/1977	W	44-7
at Kansas City Chiefs	10/22/1978	L	3-17
at Kansas City Chiefs	9/9/1979	W	27-24
Kansas City Chiefs	9/21/1980	W	20-13
at Kansas City Chiefs	9/30/1984	L	6-10
Kansas City Chiefs	10/12/1986	W	20-7
at Kansas City Chiefs	9/4/1988	W	6-3
Kansas City Chiefs	11/19/1989	T	10-10 OT
at Kansas City Chiefs	9/30/1990	L	0-34
Kansas City Chiefs	11/24/1991	W	20-15
at Kansas City Chiefs	11/20/1994	L	13-20
Kansas City Chiefs	9/24/1995	W	35-17
Kansas City Chiefs	9/8/2002	L	39-40
at Kansas City Chiefs	11/9/2003	L	20-41
Kansas City Chiefs	12/3/2006	W	31-28 OT
at Kansas City Chiefs	12/20/2009	W	41-34
Kansas City Chiefs	9/19/2010	L	14-16
Kansas City Chiefs	12/9/2012	W	30-7
at Kansas City Chiefs	10/27/2013	L	17-23
at Kansas City Chiefs	12/27/2015	L	13-17
Regular Season Totals	11-12-2	.480	
Home	8-3-1	.708	
Away	3-9-1	.269	

RESULTS VS. LOS ANGELES CHARGERS

San Diego Chargers	11/11/1970	L	10-27
at San Diego Chargers	11/13/1972	W	21-17
San Diego Chargers	10/28/1973	T	16-16
at San Diego Chargers	11/3/1974	L	35-36
San Diego Chargers	10/24/1976	W	21-17
at San Diego Chargers	12/4/1977	L	14-37
San Diego Chargers	9/7/1981	L	14-44
San Diego Chargers	12/5/1982	L	13-30
at San Diego Chargers	9/25/1983	W	30-24 OT
at San Diego Chargers	9/29/1985	W	21-7
San Diego Chargers	12/21/1986	W	47-17
at San Diego Chargers	11/1/1987	L	24-27 OT
San Diego Chargers	9/23/1990	L	14-24
at San Diego Chargers	10/20/1991	W	30-24 OT
San Diego Chargers	11/15/1992	L	13-14
at San Diego Chargers	12/3/1995	L	13-31
at San Diego Chargers	12/5/1999	L	10-23
San Diego Chargers	10/7/2001	W	20-16
San Diego Chargers	10/19/2003	L	20-26
San Diego Chargers	12/19/2004	L	0-21
at San Diego Chargers	11/5/2006	L	25-32
San Diego Chargers	12/6/2009	L	23-30
San Diego Chargers	10/28/2012	W	7-6
at San Diego Chargers	10/4/2015	L	27-30
San Diego Chargers	12/24/2016	W	20-17
Regular Season Totals	9-15-1	.380	
Home	5-8-1	.393	
Away	4-7-0	.364	

RESULTS VS. LOS ANGELES RAMS

*Los Angeles Rams	12/24/1950	W	30-28
at Los Angeles Rams	10/7/1951	W	38-23
*at Los Angeles Rams	12/23/1951	L	17-24
Los Angeles Rams	9/28/1952	W	37-7
*at Los Angeles Rams	12/26/1955	W	38-14
Los Angeles Rams	11/24/1957	W	45-31
at Los Angeles Rams	9/28/1958	W	30-27
Los Angeles Rams	9/29/1963	W	20-6
at Los Angeles Rams	12/12/1965	L	7-42
Los Angeles Rams	9/29/1968	L	6-24
at Los Angeles Rams	12/16/1973	L	17-30
Los Angeles Rams	11/27/1977	L	0-9
Los Angeles Rams	11/26/1978	W	30-19
at Los Angeles Rams	10/4/1981	L	16-27
at Los Angeles Rams	9/9/1984	L	17-20
Los Angeles Rams	10/26/1987	W	30-17

Los Angeles Rams	12/2/1990	L	23-38
at Los Angeles Rams	12/26/1993	W	42-14
at St. Louis Rams	10/24/1999	L	3-34
St. Louis Rams	12/8/2003	L	20-26
at St. Louis Rams	10/28/2007	W	27-20
St. Louis Rams	11/13/2011	L	12-13
at St. Louis Rams	10/25/2015	L	6-24
Regular Season Totals	9-11-0	.450	
Home	5-5-0	.500	
Away	4-6-0	.400	
Playoffs	2-1-0	.667	

RESULTS VS. MIAMI DOLPHINS

at Miami Dolphins	10/25/1970	W	28-0
*at Miami Dolphins	12/24/1972	L	14-20
Miami Dolphins	10/15/1973	L	9-17
Miami Dolphins	11/28/1976	W	17-13
Miami Dolphins	11/18/1979	W	30-24 OT
*at Miami Dolphins	1/4/1986	L	21-24
Miami Dolphins	11/10/1986	W	26-16
at Miami Dolphins	12/12/1988	L	31-38
at Miami Dolphins	10/8/1989	L	10-13 OT
Miami Dolphins	11/25/1990	L	13-30
Miami Dolphins	9/14/1992	L	23-27
Miami Dolphins	10/10/1993	L	14-24
at Miami Dolphins	12/26/2004	L	7-10
Miami Dolphins	11/20/2005	W	22-0
Miami Dolphins	10/14/2007	W	41-31
at Miami Dolphins	12/5/2010	W	13-10
Miami Dolphins	9/25/2011	W	17-16
Miami Dolphins	9/8/2013	L	10-23
at Miami Dolphins	9/25/2016	L	24-30 OT
Regular Season Totals	8-9-0	.471	
Home	6-5-0	.545	
Away	2-4-0	.333	
Playoffs	0-2-0	.000	

RESULTS VS. MINNESOTA VIKINGS

Minnesota Vikings	10/31/1965	L	17-27
Minnesota Vikings	11/19/1967	W	14-10
at Minnesota Vikings	11/9/1969	L	3-51
*at Minnesota Vikings	1/4/1970	L	7-27
at Minnesota Vikings	11/4/1973	L	3-26
Minnesota Vikings	9/28/1975	L	10-42
at Minnesota Vikings	12/14/1980	L	23-28
Minnesota Vikings	9/4/1983	L	21-27
at Minnesota Vikings	10/26/1986	W	23-20
Minnesota Vikings	12/17/1989	W	23-17 OT
at Minnesota Vikings	11/22/1992	L	13-17
at Minnesota Vikings	12/9/1995	L	11-27
at Minnesota Vikings	11/27/2005	L	12-24
Minnesota Vikings	9/13/2009	L	20-34
at Minnesota Vikings	9/22/2013	W	31-27
Regular Season Totals	4-10-0	.286	
Home	2-4-0	.333	
Away	2-6-0	.250	
Playoffs	0-1-0	.000	

RESULTS VS. NEW ENGLAND PATRIOTS

New England Patriots	11/21/1971	W	27-7
at New England Patriots	11/10/1974	W	21-14
New England Patriots	9/26/1977	W	30-27 OT
at New England Patriots	9/7/1980	L	17-34
New England Patriots	11/21/1982	W	10-7
at New England Patriots	11/20/1983	W	30-0
New England Patriots	10/7/1984	L	16-17
New England Patriots	10/6/1985	W	24-20
at New England Patriots	10/4/1987	W	20-10
at New England Patriots	9/8/1991	W	20-0
at New England Patriots	10/25/1992	W	19-17
New England Patriots	12/19/1993	L	17-20
New England Patriots	11/6/1994	W	13-6
*New England Patriots	11/1/1995	W	20-13
at New England Patriots	9/3/1995	L	14-17
New England Patriots	10/3/1999	L	7-19
New England Patriots	11/12/2000	W	19-11
at New England Patriots	12/9/2001	L	16-27
at New England Patriots	10/26/2003	L	3-9



New England Patriots	12/5/2004	L	15-42
at New England Patriots	10/7/2007	L	17-34
New England Patriots	11/7/2010	W	34-14
at New England Patriots	12/8/2013	L	26-27
New England Patriots	10/9/2016	L	13-33
Regular Season Totals	12-11-0		.522
Home	7-5-0		.583
Away	5-6-0		.455
Playoffs	1-0-0		1.000

RESULTS VS. NEW ORLEANS SAINTS

at New Orleans Saints	10/1/1967	W	42-7
at New Orleans Saints	9/15/1968	W	24-10
New Orleans Saints	11/10/1968	W	35-17
at New Orleans Saints	10/12/1969	W	27-17
at New Orleans Saints	12/12/1971	W	21-17
New Orleans Saints	11/30/1975	W	17-16
at New Orleans Saints	10/8/1978	W	24-16
New Orleans Saints	10/18/1981	W	20-17
New Orleans Saints	10/28/1984	L	14-16
at New Orleans Saints	9/13/1987	L	21-28
at New Orleans Saints	10/14/1990	L	20-25
New Orleans Saints	12/5/1993	W	17-13
at New Orleans Saints	10/31/1999	W	21-16
at New Orleans Saints	11/24/2002	W	24-15
New Orleans Saints	9/10/2006	L	14-19
at New Orleans Saints	10/24/2010	W	30-17
New Orleans Saints	9/14/2014	W	26-24

Regular Season Totals 13-4-0 .765

Home 5-2-0 .714

Away 8-2-0 .800

RESULTS VS. NEW YORK GIANTS

New York Giants	10/1/1950	L	0-6
at New York Giants	10/22/1950	L	13-17
*New York Giants	12/17/1950	W	8-3
New York Giants	10/27/1951	W	14-13
at New York Giants	11/18/1951	W	10-0
New York Giants	10/12/1952	L	9-17
at New York Giants	12/14/1952	L	34-37
at New York Giants	10/25/1953	W	7-0
New York Giants	12/6/1953	W	62-14
New York Giants	10/31/1954	W	24-14
at New York Giants	11/28/1954	W	16-7
New York Giants	11/6/1955	W	24-14
at New York Giants	11/27/1955	T	35-35
New York Giants	10/14/1956	L	9-21
at New York Giants	12/9/1956	W	24-7
New York Giants	9/29/1957	W	6-3
at New York Giants	12/15/1957	W	34-28
New York Giants	11/2/1958	L	17-21
at New York Giants	12/14/1958	L	10-13
*at New York Giants	12/21/1958	L	0-10
New York Giants	10/11/1959	L	6-10
at New York Giants	12/6/1959	L	7-48
New York Giants	11/6/1960	L	13-17
at New York Giants	12/15/1960	W	48-34
New York Giants	11/26/1961	L	21-37
at New York Giants	12/17/1961	T	7-7
New York Giants	9/16/1962	W	17-7
at New York Giants	12/9/1962	L	13-17
at New York Giants	10/13/1963	W	35-24
New York Giants	10/27/1963	L	6-33
New York Giants	10/25/1964	W	42-20
at New York Giants	12/12/1964	W	52-20
at New York Giants	10/24/1965	W	38-14
New York Giants	11/14/1965	W	34-21
at New York Giants	10/2/1966	W	28-7
New York Giants	12/4/1966	W	49-40
at New York Giants	10/29/1967	L	34-38
New York Giants	12/3/1967	W	24-14
New York Giants	12/1/1968	W	45-10
New York Giants	11/23/1969	W	28-17
at New York Giants	12/21/1969	L	14-27
New York Giants	9/30/1973	W	12-10
at New York Giants	11/20/1977	W	21-7
at New York Giants	12/1/1985	W	35-33
at New York Giants	9/22/1991	L	10-13

New York Giants	12/4/1994	L	13-16
New York Giants	11/5/2000	L	3-24
at New York Giants	9/26/2004	L	10-27
New York Giants	10/13/2008	W	35-14
at New York Giants	10/7/2012	L	27-41
New York Giants	11/27/2016	L	13-27

Regular Season Totals 26-21-2 .551

Home 14-11-0 .560

Away 12-10-2 .565

Playoffs 1-1-0 .542

RESULTS VS. NEW YORK JETS

New York Jets	9/21/1970	W	31-21
at New York Jets	12/17/1972	W	26-10
New York Jets	9/12/1976	W	38-17
New York Jets	12/10/1978	W	37-34 OT
at New York Jets	9/2/1979	W	25-22 OT
New York Jets	12/7/1980	W	17-14
New York Jets	12/12/1981	L	13-14
New York Jets	10/9/1983	W	10-7
New York Jets	10/14/1984	L	20-24
at New York Jets	12/22/1985	L	10-37
*New York Jets	11/1/1988	W	23-20 2OT
New York Jets	9/11/1988	L	3-23
New York Jets	9/17/1989	W	38-24
at New York Jets	9/16/1990	L	21-24
New York Jets	10/6/1991	L	14-17
New York Jets	10/2/1994	W	27-7
at New York Jets	10/27/2002	W	24-21
New York Jets	11/21/2004	L	7-10
New York Jets	10/29/2006	W	20-13
at New York Jets	12/9/2007	W	24-18
New York Jets	11/14/2010	L	20-26 OT
at New York Jets	12/22/2013	L	13-24
at New York Jets	9/13/2015	L	10-31
New York Jets	10/30/2016	L	28-31

Regular Season Totals 12-11-0 .522

Home 8-7-0 .533

Away 4-4-0 .500

Playoffs 1-0-0 1.000

RESULTS VS. OAKLAND RAIDERS

at Oakland Raiders	11/8/1970	L	20-23
Oakland Raiders	10/4/1971	L	20-34
at Oakland Raiders	11/18/1973	W	7-3
Oakland Raiders	10/6/1974	L	24-40
at Oakland Raiders	11/16/1975	L	17-38
Oakland Raiders	10/9/1977	L	10-26
at Oakland Raiders	12/9/1979	L	14-19
*Oakland Raiders	1/4/1981	L	12-14
*at Los Angeles Raiders	1/8/1983	L	10-27
Los Angeles Raiders	10/20/1985	L	20-21
at Los Angeles Raiders	11/16/1986	L	14-27
at Los Angeles Raiders	12/20/1987	W	24-17
at Los Angeles Raiders	9/20/1992	W	28-16
at Los Angeles Raiders	9/19/1993	W	19-16
at Oakland Raiders	9/24/2000	L	10-36
Oakland Raiders	10/12/2003	W	13-7
at Oakland Raiders	12/18/2005	W	9-7
at Oakland Raiders	10/1/2006	W	24-21
at Oakland Raiders	9/23/2007	L	24-26
Oakland Raiders	12/27/2009	W	23-9
at Oakland Raiders	10/16/2011	L	17-24
at Oakland Raiders	12/2/2012	W	20-17
Oakland Raiders	10/26/2014	W	23-13
Oakland Raiders	9/27/2015	L	20-27

Regular Season Totals 10-12-0 .454

Home 3-5-0 .375

Away 7-7-0 .500

Playoffs 0-2-0 .000

RESULTS VS. PHILADELPHIA EAGLES

at Philadelphia Eagles	9/16/1950	W	35-10
Philadelphia Eagles	12/3/1950	W	13-7
Philadelphia Eagles	11/1/1951	W	20-17
at Philadelphia Eagles	12/16/1951	W	24-9
at Philadelphia Eagles	10/19/1952	W	49-7
Philadelphia Eagles	11/23/1952	L	20-28
Philadelphia Eagles	10/10/1953	W	37-13



STAFF

PLAYERS

2017 SEASON

HISTORY

RECORDS

GAME DAY

STAFF

PLAYERS

2017 SEASON

HISTORY

RECORDS

GAME DAY

at Philadelphia Eagles	12/13/1953	L	27-42
at Philadelphia Eagles	9/26/1954	L	10-28
Philadelphia Eagles	11/21/1954	W	6-0
Philadelphia Eagles	10/9/1955	W	21-17
at Philadelphia Eagles	11/13/1955	L	17-33
at Philadelphia Eagles	11/18/1956	W	16-0
Philadelphia Eagles	12/27/1956	W	17-14
Philadelphia Eagles	10/13/1957	W	24-7
at Philadelphia Eagles	10/20/1957	L	7-17
Philadelphia Eagles	11/23/1958	W	28-14
at Philadelphia Eagles	12/7/1958	W	21-14
Philadelphia Eagles	11/8/1959	W	28-7
at Philadelphia Eagles	12/13/1959	W	28-21
at Philadelphia Eagles	9/25/1960	W	41-24
Philadelphia Eagles	10/23/1960	L	29-31
at Philadelphia Eagles	9/17/1961	L	20-27
Philadelphia Eagles	11/19/1961	W	45-24
at Philadelphia Eagles	9/30/1962	L	7-35
Philadelphia Eagles	11/4/1962	T	14-14
Philadelphia Eagles	10/20/1963	W	37-7
at Philadelphia Eagles	11/3/1963	W	23-17
at Philadelphia Eagles	9/27/1964	W	28-20
Philadelphia Eagles	11/29/1964	W	38-24
at Philadelphia Eagles	10/3/1965	W	35-17
Philadelphia Eagles	11/7/1965	W	38-34
Philadelphia Eagles	11/13/1966	W	27-7
at Philadelphia Eagles	12/11/1966	L	21-33
at Philadelphia Eagles	12/17/1967	L	24-28
Philadelphia Eagles	11/24/1968	W	47-13
at Philadelphia Eagles	9/21/1969	W	27-20
at Philadelphia Eagles	9/24/1972	W	27-17
Philadelphia Eagles	11/14/1976	W	24-3
at Philadelphia Eagles	11/4/1979	W	24-19
Philadelphia Eagles	9/19/1982	L	21-24
Philadelphia Eagles	10/16/1988	W	19-3
Philadelphia Eagles	11/10/1991	L	30-32
at Philadelphia Eagles	11/13/1994	W	26-7
Philadelphia Eagles	12/10/2000	L	24-35
Philadelphia Eagles	10/24/2004	L	31-34 OT
at Philadelphia Eagles	12/15/2008	L	10-30
Philadelphia Eagles	9/9/2012	L	16-17
at Philadelphia Eagles	9/11/2016	L	10-29
Regular Season Totals	31-17-1		.643
Home	17-7-1		.700
Away	14-10-0		.583

RESULTS VS. PITTSBURGH STEELERS

at Pittsburgh Steelers	10/7/1950	W	30-17
Pittsburgh Steelers	10/29/1950	W	45-7
Pittsburgh Steelers	10/21/1951	W	17-0
at Pittsburgh Steelers	12/9/1951	W	28-0
at Pittsburgh Steelers	10/4/1952	W	21-20
Pittsburgh Steelers	11/16/1952	W	29-28
Pittsburgh Steelers	11/8/1953	W	34-16
at Pittsburgh Steelers	11/22/1953	W	20-16
at Pittsburgh Steelers	10/17/1954	L	27-55
Pittsburgh Steelers	12/12/1954	W	42-7
Pittsburgh Steelers	11/20/1955	W	41-14
at Pittsburgh Steelers	12/4/1955	W	30-7
at Pittsburgh Steelers	10/6/1956	W	14-10
Pittsburgh Steelers	11/28/1956	L	16-24
at Pittsburgh Steelers	10/5/1957	W	23-12
Pittsburgh Steelers	11/10/1957	W	24-0
at Pittsburgh Steelers	10/5/1958	W	45-12
Pittsburgh Steelers	10/19/1958	W	27-10
at Pittsburgh Steelers	9/26/1959	L	7-17
Pittsburgh Steelers	11/22/1959	L	20-21
Pittsburgh Steelers	10/2/1960	W	28-20
at Pittsburgh Steelers	11/20/1960	L	10-14
at Pittsburgh Steelers	10/22/1961	W	30-28
Pittsburgh Steelers	11/5/1961	L	13-17
at Pittsburgh Steelers	10/28/1962	W	41-14
Pittsburgh Steelers	11/25/1962	W	35-14
Pittsburgh Steelers	10/5/1963	W	35-23
at Pittsburgh Steelers	11/10/1963	L	7-9
Pittsburgh Steelers	10/10/1964	L	7-23
at Pittsburgh Steelers	11/1/1964	W	30-17
Pittsburgh Steelers	10/9/1965	W	24-19

at Pittsburgh Steelers	11/28/1965	W	42-21
Pittsburgh Steelers	10/8/1966	W	41-10
at Pittsburgh Steelers	11/6/1966	L	6-16
Pittsburgh Steelers	10/7/1967	W	21-10
at Pittsburgh Steelers	11/5/1967	W	34-14
Pittsburgh Steelers	10/5/1968	W	31-24
at Pittsburgh Steelers	11/27/1968	W	45-24
Pittsburgh Steelers	10/18/1969	W	42-31
at Pittsburgh Steelers	11/16/1969	W	24-3
Pittsburgh Steelers	10/3/1970	W	15-7
at Pittsburgh Steelers	11/29/1970	L	9-28
Pittsburgh Steelers	10/10/1971	W	27-17
at Pittsburgh Steelers	11/7/1971	L	9-26
Pittsburgh Steelers	11/19/1972	W	26-24
at Pittsburgh Steelers	12/3/1972	L	0-30
at Pittsburgh Steelers	9/23/1973	L	6-33
Pittsburgh Steelers	11/25/1973	W	21-16
at Pittsburgh Steelers	10/20/1974	L	16-20
Pittsburgh Steelers	11/17/1974	L	16-26
Pittsburgh Steelers	10/5/1975	L	6-42
at Pittsburgh Steelers	12/7/1975	L	17-31
at Pittsburgh Steelers	9/19/1976	L	14-31
Pittsburgh Steelers	10/10/1976	W	18-16
Pittsburgh Steelers	10/2/1977	L	14-28
at Pittsburgh Steelers	11/13/1977	L	31-35
at Pittsburgh Steelers	9/24/1978	L	9-15 OT
Pittsburgh Steelers	10/15/1978	L	14-34
Pittsburgh Steelers	10/7/1979	L	35-51
at Pittsburgh Steelers	11/25/1979	L	30-33 OT
Pittsburgh Steelers	10/26/1980	W	27-26
at Pittsburgh Steelers	11/16/1980	L	13-16
at Pittsburgh Steelers	10/11/1981	L	7-13
Pittsburgh Steelers	11/22/1981	L	10-32
Pittsburgh Steelers	12/19/1982	W	10-9
at Pittsburgh Steelers	1/2/1983	L	21-37
at Pittsburgh Steelers	10/16/1983	L	17-44
Pittsburgh Steelers	12/18/1983	W	30-17
Pittsburgh Steelers	9/23/1984	W	20-10
at Pittsburgh Steelers	12/9/1984	L	20-23
Pittsburgh Steelers	9/15/1985	W	17-7
at Pittsburgh Steelers	11/3/1985	L	9-10
at Pittsburgh Steelers	10/5/1986	W	27-24
Pittsburgh Steelers	11/23/1986	W	37-31 OT
Pittsburgh Steelers	9/20/1987	W	34-10
at Pittsburgh Steelers	12/26/1987	W	19-13
at Pittsburgh Steelers	10/2/1988	W	23-9
Pittsburgh Steelers	11/20/1988	W	27-7
at Pittsburgh Steelers	9/10/1989	W	51-0
Pittsburgh Steelers	10/15/1989	L	7-17
Pittsburgh Steelers	9/9/1990	W	13-3
at Pittsburgh Steelers	12/23/1990	L	0-35
Pittsburgh Steelers	10/27/1991	W	17-14
at Pittsburgh Steelers	12/22/1991	L	10-17
Pittsburgh Steelers	10/11/1992	W	17-9
at Pittsburgh Steelers	12/27/1992	L	13-23
Pittsburgh Steelers	10/24/1993	W	28-23
at Pittsburgh Steelers	1/2/1994	L	9-16
Pittsburgh Steelers	9/11/1994	L	10-17
at Pittsburgh Steelers	12/18/1994	L	7-17
*at Pittsburgh Steelers	1/7/1995	L	9-29
at Pittsburgh Steelers	11/13/1995	L	3-20
Pittsburgh Steelers	11/26/1995	L	17-20
Pittsburgh Steelers	9/12/1999	L	0-43
at Pittsburgh Steelers	11/14/1999	W	16-15
Pittsburgh Steelers	9/17/2000	W	23-20
at Pittsburgh Steelers	10/22/2000	L	0-22
Pittsburgh Steelers	11/11/2001	L	12-15 OT
at Pittsburgh Steelers	1/6/2002	L	7-28
at Pittsburgh Steelers	9/29/2002	L	13-16 OT
Pittsburgh Steelers	11/3/2002	L	20-23
*at Pittsburgh Steelers	1/5/2003	L	33-36
at Pittsburgh Steelers	10/5/2003	W	33-13
Pittsburgh Steelers	11/23/2003	L	6-33
at Pittsburgh Steelers	10/10/2004	L	23-34
Pittsburgh Steelers	11/14/2004	L	10-24
at Pittsburgh Steelers	11/13/2005	L	21-34
Pittsburgh Steelers	12/24/2005	L	0-41



Pittsburgh Steelers	11/19/2006	L	20-24
at Pittsburgh Steelers	12/7/2006	L	7-27
Pittsburgh Steelers	9/9/2007	L	7-34
at Pittsburgh Steelers	11/11/2007	L	28-31
Pittsburgh Steelers	9/14/2008	L	6-10
at Pittsburgh Steelers	12/28/2008	L	0-31
at Pittsburgh Steelers	10/18/2009	L	14-27
Pittsburgh Steelers	12/10/2009	W	13-6
at Pittsburgh Steelers	10/17/2010	L	10-28
Pittsburgh Steelers	1/2/2011	L	9-41
at Pittsburgh Steelers	12/8/2011	L	3-14
Pittsburgh Steelers	1/1/2012	L	9-13
Pittsburgh Steelers	11/25/2012	W	20-14
at Pittsburgh Steelers	12/30/2012	L	10-24
Pittsburgh Steelers	11/24/2013	L	11-27
at Pittsburgh Steelers	12/29/2013	L	7-20
at Pittsburgh Steelers	9/7/2014	L	27-30
Pittsburgh Steelers	10/12/2014	W	31-10
at Pittsburgh Steelers	11/15/2015	L	9-30
Pittsburgh Steelers	1/3/2016	L	12-28
Pittsburgh Steelers	11/20/2016	L	9-24
at Pittsburgh Steelers	1/1/2017	L	24-27 OT
Regular Season Totals	58-70-0	.453	
Home	37-27-0	.578	
Away	21-43-0	.328	
Playoffs	0-2-0	.000	

RESULTS VS. SAN FRANCISCO 49ERS

San Francisco 49ers	11/12/1950	W	34-14
at San Francisco 49ers	9/30/1951	L	10-24
San Francisco 49ers	11/15/1953	W	23-21
at San Francisco 49ers	10/2/1955	W	38-3
San Francisco 49ers	11/29/1959	L	20-21
at San Francisco 49ers	12/15/1962	W	13-10
at San Francisco 49ers	11/3/1968	W	33-21
at San Francisco 49ers	9/27/1970	L	31-34
San Francisco 49ers	12/1/1974	W	7-0
San Francisco 49ers	9/3/1978	W	24-7
at San Francisco 49ers	11/15/1981	W	15-12
San Francisco 49ers	11/11/1984	L	7-41
at San Francisco 49ers	11/29/1987	L	24-38
at San Francisco 49ers	10/28/1990	L	17-20
San Francisco 49ers	9/13/1993	W	23-13
at San Francisco 49ers	9/2/2003	W	13-12
San Francisco 49ers	12/30/2007	W	20-7
at San Francisco 49ers	10/30/2011	L	10-20
San Francisco 49ers	12/13/2015	W	24-10
Regular Season Totals	12-7-0	.632	
Home	7-2-0	.778	
Away	5-5-0	.500	

RESULTS VS. SEATTLE SEAHAWKS

at Seattle Seahawks	12/18/1977	L	19-20
at Seattle Seahawks	12/3/1978	L	24-47
Seattle Seahawks	11/11/1979	L	24-29
at Seattle Seahawks	10/12/1980	W	27-3
at Seattle Seahawks	12/20/1981	L	21-42
at Seattle Seahawks	9/12/1982	W	21-7
Seattle Seahawks	10/2/1983	L	9-24
at Seattle Seahawks	9/3/1984	L	0-33
at Seattle Seahawks	12/8/1985	L	13-31
Seattle Seahawks	10/9/1988	L	10-16
at Seattle Seahawks	11/12/1989	W	17-7
at Seattle Seahawks	11/14/1993	L	5-22
Seattle Seahawks	12/24/1994	W	35-9
Seattle Seahawks	9/9/2001	L	6-9
at Seattle Seahawks	11/30/2003	L	7-34
Seattle Seahawks	11/4/2007	W	33-30 OT
Seattle Seahawks	10/23/2011	W	6-3
at Seattle Seahawks	12/20/2015	L	13-30
Regular Season Totals	6-12-0	.333	
Home	3-4-0	.429	
Away	3-8-0	.273	

RESULTS VS. TAMPA BAY BUCCANEERS

at Tampa Bay Buccaneers	11/21/1976	W	24-7
at Tampa Bay Buccaneers	9/28/1980	W	34-27
Tampa Bay Buccaneers	11/13/1983	W	20-0
at Tampa Bay Buccaneers	11/5/1989	W	42-31
Tampa Bay Buccaneers	9/10/1995	W	22-6
at Tampa Bay Buccaneers	10/13/2002	L	3-17
Tampa Bay Buccaneers	12/24/2006	L	7-22
at Tampa Bay Buccaneers	9/12/2010	L	14-17
Tampa Bay Buccaneers	11/2/2014	W	22-17
Regular Season Totals	6-3-0	.667	
Home	3-1-0	.750	
Away	3-2-0	.600	

RESULTS VS. TENNESSEE TITANS

Houston Oilers	11/22/1970	W	28-14
at Houston Oilers	12/7/1970	W	21-10
Houston Oilers	9/19/1971	W	31-0
at Houston Oilers	11/28/1971	W	37-24
at Houston Oilers	10/22/1972	W	23-17
Houston Oilers	11/5/1972	W	20-0
Houston Oilers	10/21/1973	W	42-13
at Houston Oilers	11/11/1973	W	23-13
Houston Oilers	9/22/1974	W	20-7
at Houston Oilers	12/15/1974	L	24-28
Houston Oilers	10/12/1975	L	10-40
at Houston Oilers	12/21/1975	L	10-21
at Houston Oilers	11/7/1976	W	21-7
Houston Oilers	12/5/1976	W	13-10
at Houston Oilers	10/16/1977	W	24-23
Houston Oilers	12/11/1977	L	15-19
Houston Oilers	10/1/1978	L	13-16
at Houston Oilers	11/5/1978	L	10-14
at Houston Oilers	9/30/1979	L	10-31
Houston Oilers	12/2/1979	W	14-7
Houston Oilers	9/15/1980	L	7-16
at Houston Oilers	11/30/1980	W	17-14
Houston Oilers	9/13/1981	L	3-9
at Houston Oilers	12/3/1981	L	13-17
at Houston Oilers	12/26/1982	W	20-14
Houston Oilers	10/30/1983	W	25-19 OT
at Houston Oilers	12/11/1983	L	27-34
Houston Oilers	11/25/1984	W	27-10
at Houston Oilers	12/16/1984	W	27-20
at Houston Oilers	10/13/1985	W	21-6
Houston Oilers	12/15/1985	W	28-21
at Houston Oilers	9/14/1986	W	23-20
Houston Oilers	11/30/1986	W	13-10 OT
Houston Oilers	10/11/1987	L	10-15
at Houston Oilers	11/22/1987	W	40-7
at Houston Oilers	11/7/1988	L	17-24
Houston Oilers	12/18/1988	W	28-23
*Houston Oilers	12/24/1988	L	23-24
Houston Oilers	10/29/1989	W	28-17
at Houston Oilers	12/23/1989	W	24-20
Houston Oilers	11/18/1990	L	23-35
at Houston Oilers	12/9/1990	L	14-58
at Houston Oilers	11/17/1991	L	24-28
Houston Oilers	12/15/1991	L	14-17
at Houston Oilers	11/8/1992	W	24-14
Houston Oilers	12/20/1992	L	14-17
Houston Oilers	11/21/1993	L	20-27
at Houston Oilers	12/12/1993	L	17-19
at Houston Oilers	10/13/1994	W	11-8
Houston Oilers	11/27/1994	W	34-10
at Houston Oilers	9/17/1995	W	14-7
Houston Oilers	11/5/1995	L	10-37
at Tennessee Titans	9/19/1999	L	9-26
Tennessee Titans	11/28/1999	L	21-33
at Tennessee Titans	11/19/2000	L	10-24
Tennessee Titans	12/17/2000	L	0-24
Tennessee Titans	12/2/2001	L	15-31

STAFF

PLAYERS

2017 SEASON

HISTORY

RECORDS

GAME DAY



at Tennessee Titans	12/30/2001	W	41-38
at Tennessee Titans	9/22/2002	W	31-28 OT
Tennessee Titans	11/6/2005	W	20-14
at Tennessee Titans	12/7/2008	L	9-28
Tennessee Titans	10/2/2011	L	13-31
at Tennessee Titans	10/5/2014	W	29-28
Tennessee Titans	9/20/2015	W	28-14
at Tennessee Titans	10/16/2016	L	26-28
Regular Season Totals	35-29-0	.547	
Home	16-15-0	.516	
Away	19-14-0	.576	
Playoffs	0-1-0	.000	

RESULTS VS. WASHINGTON REDSKINS

Washington Redskins	11/19/1950	W	20-14
at Washington Redskins	12/10/1950	W	45-21
Washington Redskins	10/14/1951	W	45-0
Washington Redskins	10/26/1952	W	19-15
at Washington Redskins	11/30/1952	W	48-24
at Washington Redskins	10/18/1953	W	30-14
Washington Redskins	11/1/1953	W	27-3
Washington Redskins	11/7/1954	W	62-3
at Washington Redskins	12/5/1954	W	34-14
Washington Redskins	9/25/1955	L	17-27
at Washington Redskins	10/16/1955	W	24-14
at Washington Redskins	10/21/1956	L	9-20
Washington Redskins	11/25/1956	L	17-20
Washington Redskins	11/3/1957	W	21-17
at Washington Redskins	11/17/1957	T	30-30
at Washington Redskins	11/16/1958	W	20-10
Washington Redskins	11/30/1958	W	21-14
Washington Redskins	10/25/1959	W	34-7

at Washington Redskins	11/15/1959	W	31-17
at Washington Redskins	10/30/1960	W	31-10
Washington Redskins	12/4/1960	W	27-16
Washington Redskins	10/8/1961	W	31-7
at Washington Redskins	11/12/1961	W	17-6
Washington Redskins	9/23/1962	L	16-17
at Washington Redskins	11/11/1962	L	9-17
Washington Redskins	9/15/1963	W	37-14
at Washington Redskins	12/15/1963	W	27-20
at Washington Redskins	9/13/1964	W	27-13
Washington Redskins	11/8/1964	W	34-24
at Washington Redskins	9/19/1965	W	17-7
Washington Redskins	12/5/1965	W	24-16
at Washington Redskins	9/11/1966	W	38-14
Washington Redskins	11/20/1966	W	14-3
Washington Redskins	11/26/1967	W	42-37
at Washington Redskins	12/8/1968	W	24-21
Washington Redskins	9/28/1969	W	27-23
at Washington Redskins	12/19/1971	W	20-13
Washington Redskins	10/26/1975	L	7-23
Washington Redskins	10/14/1979	L	9-13
Washington Redskins	10/27/1985	L	7-14
at Washington Redskins	11/27/1988	W	17-13
at Washington Redskins	10/13/1991	L	17-42
Washington Redskins	10/3/2004	W	17-13
at Washington Redskins	10/19/2008	L	11-14
Washington Redskins	12/16/2012	L	21-38
at Washington Redskins	10/2/2016	L	20-31
Regular Season Totals	33-12-1	.728	
Home	17-7-0	.708	
Away	16-5-1	.750	

BROWNS VS. NFL TEAMS

	REGULAR SEASON				PLAYOFFS				COMBINED RECORD			
	W	L	T	%	W	L	T	%	W	L	T	%
Arizona Cardinals	33	14	3	.690	0	0	0	.000	33	14	3	.690
Atlanta Falcons	11	3	0	.786	0	0	0	.000	11	3	0	.786
Baltimore Ravens	9	27	0	.250	0	0	0	.000	9	27	0	.250
Buffalo Bills	11	9	0	.550	1	0	0	1.000	12	9	0	.571
Carolina Panthers	1	4	0	.200	0	0	0	.000	1	4	0	.200
Chicago Bears	9	6	0	.600	0	0	0	.000	9	6	0	.600
Cincinnati Bengals	39	48	0	.448	0	0	0	.000	39	48	0	.448
Dallas Cowboys	15	13	0	.536	2	1	0	.667	17	14	0	.548
Denver Broncos	5	20	0	.200	0	3	0	.000	5	23	0	.179
Detroit Lions	4	15	0	.211	1	3	0	.250	5	18	0	.217
Green Bay Packers	7	12	0	.368	0	1	0	.000	7	13	0	.350
Houston Texans	3	5	0	.375	0	0	0	.000	3	5	0	.375
Indianapolis Colts	15	14	0	.517	2	2	0	.500	17	16	0	.515
Jacksonville Jaguars	5	11	0	.313	0	0	0	.000	5	11	0	.313
Kansas City Chiefs	11	12	2	.480	0	0	0	.000	11	12	2	.480
Los Angeles Chargers	9	15	1	.380	0	0	0	.000	9	15	1	.380
Los Angeles Rams	9	11	0	.450	2	1	0	.667	11	12	0	.478
Miami Dolphins	8	9	0	.471	0	2	0	.000	8	11	0	.421
Minnesota Vikings	4	10	0	.286	0	1	0	.000	4	11	0	.267
New England Patriots	12	11	0	.522	1	0	0	1.000	13	11	0	.542
New Orleans Saints	13	4	0	.765	0	0	0	.000	13	4	0	.765
New York Giants	26	21	2	.551	1	1	0	.500	27	22	2	.549
New York Jets	12	11	0	.522	1	0	0	1.000	13	11	0	.542
Oakland Raiders	10	12	0	.454	0	2	0	.000	10	14	0	.417
Philadelphia Eagles	31	17	1	.643	0	0	0	.000	31	17	1	.643
Pittsburgh Steelers	58	70	0	.453	0	2	0	.000	58	72	0	.446
San Francisco 49ers	12	7	0	.632	0	0	0	.000	12	7	0	.632
Seattle Seahawks	6	12	0	.333	0	0	0	.000	6	12	0	.333
Tampa Bay Buccaneers	6	3	0	.667	0	0	0	.000	6	3	0	.667
Tennessee Titans	35	29	0	.547	0	1	0	.000	35	30	0	.538
Washington Redskins	33	12	1	.728	0	0	0	.000	33	12	1	.728
NFL TOTAL RECORDS	462	466	10	.498	11	20	0	.355	473	486	10	.493



BROWNS NFL RANKING BY YARDS (SINCE 1971)

YEAR	OFFENSE			DEFENSE		
	TOTAL	RUSHING	PASSING	TOTAL	RUSHING	PASSING
1971	18	20	9	17	23	4
1972	19	19	21	16	24	3
1973	23	13	23	11	15	9
1974	20	14	23	23	25	8
1975	21	14	21	19	15	23
1976	10	9	11	9	4	13
1977	9	8	10	20	19	13
1978	5	5	8	25	11	28
1979	3	14	6	24	27	19
1980	5	26	2	23	6	28
1981	4	20	4	16	18	15
1982	17	23	12	23	26	14
1983	10	19	6	9	14	9
1984	24	21	18	2	15	3
1985	21	8	25	9	10	12
1986	9	22	8	19	18	15
1987	9	21	5	3	2	8
1988	18	24	9	6	15	6
1989	16	21	11	7	10	9
1990	25	28	12	17	23	15
1991	19	24	9	18	21	15
1992	18	19	17	14	7	19
1993	20	17	19	12	12	13
1994	16	14	19	7	13	7
1995	21	22	14	24	20	24
1999	31	31	29	31	31	11
2000	31	30	30	26	29	12
2001	31	31	28	22	29	11
2002	23	23	18	21	27	15
2003	26	20	25	15	23	7
2004	28	23	25	15	32	5
2005	26	25	23	16T	30	4
2006	31	31	23	27	29	15
2007	8	10	12	30	27	24
2008	31	26	31	26	28	14
2009	32	8	32	31	28	29
2010	29	20	29	22	27	18
2011	29	28	24	10	30	2
2012	25	24	19	23	19	25
2013	18	27T	11	9	18	8
2014	23	17	20	23	32	8
2015	25	22	21	27	30	22
2016	30	19	28	31	31	21

BROWNS IN OVERTIME

Sept. 26, 1977 – Cleveland 30, New England 27, at Cleveland; Browns won coin toss. Brian Sipe threw a 22-yard pass to Dave Logan at Patriots' 19. Don Cockroft kicked a 35-yard field goal at 4:45.

Sept. 10, 1978 – Cleveland 13, Cincinnati 10, at Cleveland; Browns won toss. Larry Collins returned a kickoff 41 yards to the Browns' 47. Don Cockroft kicked a 27-yard field goal at 4:30.

Sept. 24, 1978 – Pittsburgh 15, Cleveland 9, at Pittsburgh; Steelers won toss. Bennie Cunningham scored on a 37-yard "gadget" pass from Terry Bradshaw at 3:43. Steelers started winning drive on their own 21.

Dec. 10, 1978 – Cleveland 37, New York Jets 34, at Cleveland; Browns won toss. Don Cockroft kicked a 22-yard field goal at 3:07.

Sept. 2, 1979 – Cleveland 25, New York Jets 22, at New York; Jets won toss. Pat Leahy's 43-yard field goal attempt was wide right at 4:41. Johnny Evans' punt was blocked by Donald Dykes and recovered by Tom Newton. Chuck Ramsey punted into the end zone for a touchback. Evans punted and Bruce Harper returned to the Jets' 24. Matt Robinson's pass was intercepted by Oliver Davis and returned 33 yards to Jets' 31. Don Cockroft kicked a 27-yard field goal at 14:45.

Nov. 18, 1979 – Cleveland 30, Miami 24, at Cleveland; Browns won toss. Brian Sipe passed 39 yards to Reggie Rucker for touchdown at 1:59.

Nov. 25, 1979 – Pittsburgh 33, Cleveland 30, at Pittsburgh; Browns won toss. Brian Sipe's pass was intercepted by Mel Blount on the Steelers' four. Terry Bradshaw's pass was intercepted by Ron Bolton on Browns' 12. Johnny Evans punted and Theo Bell returned to the Steelers' 17. Matt Bahr kicked a 37-yard field goal at 4:51.

Nov. 8, 1981 – Denver 23, Cleveland 20, at Denver; Browns won toss. Dennis Smith recovered Calvin Hill's fumble at the Denver 48. Craig Morton's 33-yard pass to Rick Upchurch and six-yard run by Dave Preston set up Fred Steinfors's 30-yard field goal at 4:10.

Sept. 25, 1983 – Cleveland 30, San Diego 24, at San Diego; Browns won toss. Harry Holt scored on 48-yard pass play from Brian Sipe at 1:53.

Oct. 30, 1983 – Cleveland 25, Houston 19, at Cleveland; Oilers won toss. Teams traded punts. Mike Whitwell intercepted Gifford Nielsen's pass and returned it to the Oilers' 20. Boyce Green scored a touchdown on next play at 6:34.

Dec. 2, 1984 – Cincinnati 20, Cleveland 17, at Cleveland; Browns won toss. Browns failed to get first down and Steve Cox punted 41 yards. John Simmons returned the punt 30 yards to the Browns' 35. Jim Breech kicked a 35-yard field goal at 4:34.

Sept. 8, 1985 – St. Louis 27, Cleveland 24, at Cleveland; Cardinals won toss. Ron Wolfley returned the kickoff 24 yards to the St. Louis 36. The Cardinals gained 46 yards in nine plays before Neil O'Donoghue kicked a 35-yard field goal at 5:27.



Nov. 23, 1986 – Cleveland 37, Pittsburgh 31, at Cleveland; Browns won toss. Following an exchange of possessions, Bernie Kosar threw a 36-yard touchdown pass to Webster Slaughter at 6:37.

Nov. 30, 1986 – Cleveland 13, Houston 10, at Cleveland; Houston won toss and elected to kickoff. The Browns' drive was stalled. Frank Minnifield intercepted Oliver Luck. The Browns' drive halted. Minnifield intercepted Luck again. Mark Moseley kicked a 29-yard field goal at 14:44.

Jan. 3, 1987 – Cleveland 23, N.Y. Jets 20 (2 OT), at Cleveland (AFC Divisional Playoffs); Jets won coin toss in first overtime. Dave Jennings punted to Browns' 26. Browns drove to Jets 5. Mark Moseley missed 23-yard field goal (wide right). Jennings punted to Browns 38. Jeff Gossett punted to Jets 19. Jennings punted to Browns 31. Moseley kicked 27-yard field goal following a 60-yard drive at 2:02 (2nd OT).

Jan. 11, 1987 – Denver 23, Cleveland 20, at Cleveland (AFC Championship); Browns won toss. Jeff Gossett punted to Gerald Willhite, who returned the ball to the Denver 25. Rich Karlis kicked a 33-yard field goal at 5:48.

Nov. 1, 1987 – San Diego 27, Cleveland 24, at San Diego; Browns won toss. Bernie Kosar's pass intended for Ernest Byner was intercepted by Vencie Glenn. Vince Abbott kicked 33-yard field goal at 2:16.

Oct. 8, 1989 – Miami 13, Cleveland 10, at Miami; Browns won toss. Matt Bahr missed a 44-yard field goal wide left. Pete Stoyanovich kicked a 35-yard field goal at 8:37.

Nov. 19, 1989 – Cleveland 10, Kansas City 10, at Cleveland; Browns won toss. Each team had three possessions. Nick Lowery was short on a 47-yard field goal attempt at :17.

Dec. 10, 1989 – Indianapolis 23, Cleveland 17, at Indianapolis; Browns won toss. Matt Bahr missed a 35-yard field goal wide left. The Colts punted. Bernie Kosar's pass was intercepted by Mike Prior, who returns 58 yards for a TD at 4:06.

Dec. 17, 1989 – Cleveland 23, Minnesota 17, at Cleveland; Browns won toss. After both teams punted, Mike Pagel threw a 14-yard pass to Van Walters on a fake 31-yard field goal attempt at 5:30.

Oct. 20, 1991 – Cleveland 30, San Diego 24, at San Diego; Chargers won toss. The teams exchanged possessions. David Brandon scored on a 30-yard interception of John Friesz at 9:02.

Oct. 29, 1995 – Cleveland 29, Cincinnati 26, at Cincinnati; Browns won toss. On the Bengals' second possession, Carl Banks tipped a Jeff Blake pass into the hands of Dana Hall, who returned the ball to the Cincinnati 45. Earnest Byner raced 23 yards on a draw to set up Matt Stover's 28-yard field goal with 8:30 left in overtime.

Nov. 4, 2001 – Chicago 27, Cleveland 21, at Chicago; Bears won toss. The Browns shut down Chicago on the first series of overtime, forcing a Chicago punt. On the third play of Cleveland's first possession in overtime, Brian Robinson tipped a pass from Tim Couch and the ball was intercepted by Mike Brown, who returned it for the winning touchdown with 12:10 left in overtime.

Nov. 11, 2001 – Pittsburgh 15, Cleveland 12, at Cleveland; Steelers won toss. The Steelers took the opening kickoff and ran eight times for 58 yards, including 48 yards by Jerome Bettis, to set up a 32-yard field goal by Kris Brown with 9:38 remaining in overtime.

Sept. 22, 2002 – Cleveland 31, Tennessee 28, at Tennessee; Browns won the toss. Cleveland overcame a 14-point fourth quarter deficit to force overtime. The Browns took the opening kickoff and drove 65 yards on eight plays to set up a 33-yard field goal by Phil Dawson.

Sept. 29, 2002 – Pittsburgh 16, Cleveland 13, at Pittsburgh; Steelers won toss. Cleveland rookie LB Andra Davis intercepted Steelers' QB Tommy Maddox on Pittsburgh's first possession, but Browns K Phil Dawson missed a 45-yard field goal attempt. Pittsburgh answered with an 11-play, 52-yard drive, capped by a 31-yard field goal by K Todd Peterson. Peterson's first attempt at the game-winner on third down was blocked by the Browns but recovered by Pittsburgh behind the line of scrimmage to set up another fourth down kick.

Dec. 14, 2003 – Denver 23, Cleveland 20, at Denver; Browns won toss. Cleveland overcame an early 10-0 deficit in the 1st quarter as Browns' QB Tim Couch threw for 2 TDs in regulation. Denver stopped Cleveland in OT and orchestrated an 8-play, 46-yard drive as Broncos K Jason Elam connected on a 25-yard field goal.

Oct. 24, 2004 – Philadelphia 34, Cleveland 31, at Cleveland; Eagles won toss. QB Jeff Garcia sent the game to overtime with a 4-yard run with :30 left in the fourth quarter. The Browns forced a punt on the Eagles' first possession of overtime but couldn't cross mid-field and gave the ball back to Philadelphia. Eagles K David Akers made a 50-yard field goal with 5:02 left in overtime.

Dec. 3, 2006 – Cleveland 31, Kansas City 28, at Cleveland; Kansas City won toss. The Browns scored two touchdowns in the final nine minutes of regulation to bring the game into overtime. Cleveland's defense held the Chiefs to a punt on their first overtime possession. The Browns drove 63 yards on their ensuing drive, which included a 33-yard run by quarterback Derek Anderson to set up Phil Dawson's game-winning 33-yard field goal at the 5:38 mark.

Nov. 4, 2007 – Cleveland 33, Seattle 30, at Cleveland; Seattle won toss. The Browns stopped Seahawks RB Maurice Morris for no gain on a fourth and one play from the Cleveland 44-yard line. After taking possession, the Browns moved the ball 49 yards in five plays and K Phil Dawson nailed a 25-yard game-winning field goal at the 9:19 mark.

Nov. 18, 2007 – Cleveland 33, Baltimore 30, at Baltimore; Cleveland won toss. Browns K Phil Dawson tied the game at the end of regulation on a 51-yard field goal that hit the back of the cross bar and bounced out. After consultation, the officials ruled the 51-yard field goal good, which sent the game to overtime. After winning the coin toss, the Browns moved the ball in nine plays and Dawson nailed a game-winning 33-yard field goal at the 9:10 mark.

Oct. 4, 2009 – Cincinnati 23, Cleveland 20, at Cleveland; Cincinnati won toss. The Browns eliminated a 14-0 second quarter deficit, but Cincinnati K Shayne Graham connected on a 31-yard game-winning field goal with seven seconds left in overtime.

Nov. 14, 2010 – New York Jets 26, Cleveland 20, at Cleveland; N.Y. Jets won toss. Browns QB Colt McCoy completed 5 of 9 passes for 58 yards, during a 10-play drive capped off by a 3-yard touchdown pass to WR Mohamed Massaquoi to tie the game at 20-20 with 44 seconds remaining in regulation. After three unsuccessful series for both teams, the Jets closed the game on the first play of their next series with a 37-yard touchdown pass to WR Antonio Holmes with 24 seconds remaining in overtime.

Dec. 18, 2011 – Arizona Cardinals 20, Cleveland 17, at Arizona; Cleveland won toss. Arizona scored 10 unanswered fourth quarter points, including a 33-yard field goal by Jay Feely to tie the game with 5:40 remaining in regulation. The Browns punted on their opening possession in overtime and DB Patrick Peterson returned it 32 yards to the Cleveland 40. Three plays later QB John Skelton connected with WR Larry Fitzgerald for a 32-yard reception. Feely converted on a 22-yard game-winning field goal.

Nov. 18, 2012 – Dallas Cowboys 23, Cleveland 20, at Dallas; Dallas won toss. Browns QB Brandon Weeden connected with TE Benjamin Watson for a 17-yard touchdown with 1:07 remaining in the fourth to put Cleveland ahead 20-17, but Dallas sent the game to overtime after K Dan Bailey converted on a 32-yard field goal with two seconds remaining in regulation. In overtime, the Cowboys drove 28 yards following a 20-yard punt return to set up Bailey for a 38-yard game-winning field goal.

Nov. 11, 2015 – Cleveland 33, Baltimore Ravens 30, at Baltimore; Baltimore won toss. Ravens K Justin Tucker connected on a 23-yard field goal with 25 seconds remaining in the fourth quarter to tie the game. After the Browns defense forced a three-and-out, Cleveland drove 51 yards on 11 plays. Browns QB Josh McCown completed all four of his passes for 49 yards to set up K Travis Coons for a 32-yard game-winning field goal.

Nov. 18, 2015 – Denver Broncos 26, Cleveland 23, at Cleveland; Denver won toss. The Browns recorded an interception on Denver's opening possession in overtime but were forced to punt after losing yards on three consecutive plays, including two sacks. The Broncos drove 72 yards on 13 plays to set up K Brandon McManus for a 34-yard game-winning field goal.

Sept. 25, 2016 – Miami Dolphins 30, Cleveland 24, at Miami; Cleveland won toss. On the Dolphins second possession in overtime, Miami QB Ryan Tannehill connected with WR Jarvis Landry for a 32-yard completion to set up RB Jay Ajayi for an 11-yard rushing touchdown on the next play.

Jan. 1, 2017 – Pittsburgh Steelers 27, Cleveland 24, at Pittsburgh; Cleveland won toss. The Browns capped off a 17-play, 65-yard drive with a 34-yard field goal by K Cody Parkey. Pittsburgh responded with a 75-yard drive that resulted in a 26-yard touchdown pass to WR Cobi Hamilton.

NOTE: Cleveland's overtime record is 17-20-1 (18-21-1 including postseason). The Browns set a team record with four overtime games in 1989, tying for second most in NFL history. The Browns are 1-1 in postseason overtime games. Coin toss results (includes post-season): Browns won toss (10-11-1); Browns lost toss (8-9).



BROWNS ON PRIME TIME BY YEAR

1970s (5-2)

Sept. 21, 1970*	Cleveland 31, New York Jets 21	at Cleveland
Dec. 7, 1970	Cleveland 21, Houston 10	at Houston
Oct. 4, 1971	Oakland 34, Cleveland 20	at Cleveland
Nov. 13, 1972	Cleveland 21, San Diego 17	at San Diego
Oct. 15, 1973	Miami 17, Cleveland 9	at Cleveland
Sept. 26, 1977	Cleveland 30, New England 27 (OT)	at Cleveland
Sept. 24, 1979	Cleveland 26, Dallas 7	at Cleveland

1980s (8-9)

Sept. 15, 1980	Houston 16, Cleveland 7	at Cleveland
Nov. 3, 1980	Cleveland 27, Chicago 21	at Cleveland
Sept. 7, 1981	San Diego 44, Cleveland 14	at Cleveland
Dec. 3, 1981	Houston 17, Cleveland 13	at Houston
Sept. 15, 1983	Cleveland 17, Cincinnati 7	at Cleveland
Sept. 16, 1984#	Denver 24, Cleveland 14	at Cleveland
Sept. 16, 1985	Cleveland 17, Pittsburgh 7	at Cleveland
Sept. 18, 1986**	Cincinnati 30, Cleveland 13	at Cleveland
Nov. 10, 1986	Cleveland 26, Miami 16	at Cleveland
Oct. 26, 1987	Cleveland 30, L.A. Rams 17	at Cleveland
Nov. 29, 1987#	San Francisco 38, Cleveland 24	at San Francisco
Sept. 19, 1988	Cleveland 23, Indianapolis 17	at Cleveland
Nov. 7, 1988	Houston 24, Cleveland 17	at Houston
Dec. 12, 1988	Miami 38, Cleveland 31	at Miami
Sept. 25, 1989	Cincinnati 21, Cleveland 14	at Cincinnati
Oct. 23, 1989	Cleveland 27, Chicago 7	at Cleveland
Dec. 23, 1989##	Cleveland 24, Houston 20	at Houston

1990s (3-6)

Oct. 8, 1990	Cleveland 30, Denver 29	at Denver
Oct. 22, 1990	Cincinnati 34, Cleveland 13	at Cleveland
Nov. 17, 1991#	Houston 28, Cleveland 24	at Houston
Sept. 14, 1992	Miami 27, Cleveland 23	at Cleveland
Sept. 13, 1993	Cleveland 23, San Francisco 13	at Cleveland
Oct. 13, 1994**	Cleveland 11, Houston 8	at Houston
Oct. 2, 1995	Buffalo 22, Cleveland 19	at Cleveland
Nov. 13, 1995	Pittsburgh 20, Cleveland 3	at Pittsburgh
Sept. 12, 1999#	Pittsburgh 43, Cleveland 0	at Cleveland

2000s (4-10)

Oct. 6, 2002#	Baltimore 26, Cleveland 21	at Cleveland
Oct. 5, 2003#	Cleveland 33, Pittsburgh 13	at Cleveland
Dec. 8, 2003	St. Louis 26, Cleveland 20	at Cleveland
Nov. 7, 2004#	Baltimore 27, Cleveland 13	at Baltimore
Dec. 26, 2004#	Miami 10, Cleveland 7	at Miami
Nov. 13, 2005#	Pittsburgh 34, Cleveland 21	at Pittsburgh
Dec. 7, 2006**	Pittsburgh 27, Cleveland 7	at Pittsburgh
Sept. 14, 2008#	Pittsburgh 10, Cleveland 6	at Cleveland
Oct. 13, 2008	Cleveland 35, New York Giants 14	at Cleveland
Nov. 6, 2008**	Denver 34, Cleveland 30	at Cleveland
Nov. 17, 2008	Cleveland 29, Buffalo 27	at Buffalo
Dec. 15, 2008	Philadelphia 30, Cleveland 10	at Philadelphia
Nov. 16, 2009	Baltimore 16, Cleveland 0	at Cleveland
Dec. 10, 2009**	Cleveland 13, Pittsburgh 6	at Cleveland

2010s (2-5)

Dec. 12, 2011**	Pittsburgh 14, Cleveland 3	at Pittsburgh
Sept. 27, 2012**	Baltimore 23, Cleveland 16	at Baltimore
Oct. 3, 2013**	Cleveland 37, Buffalo 24	at Cleveland
Nov. 6, 2014**	Cleveland 24, Cincinnati 3	at Cincinnati
Nov. 5, 2015**	Cincinnati 31, Cleveland 10	at Cincinnati
Nov. 30, 2015	Baltimore 33, Cleveland 27	at Cleveland
Nov. 10, 2016**	Baltimore 28, Cleveland 7	at Baltimore

* First game ever on Monday Night Football
 Monday Nights Except: **Thursday Night, #Sunday Night, ##Saturday Night

BROWNS ON PRIME TIME BY DAY

MONDAY NIGHT (15-15)

*Sept. 21, 1970	Cleveland 31, New York Jets 21	at Cleveland
Dec. 7, 1970	Cleveland 21, Houston 10	at Houston
Oct. 4, 1971	Oakland 34, Cleveland 20	at Cleveland
Nov. 13, 1972	Cleveland 21, San Diego 17	at San Diego
Oct. 15, 1973	Miami 17, Cleveland 9	at Cleveland
Sept. 26, 1977	Cleveland 30, New England 27 (OT)	at Cleveland
Sept. 24, 1979	Cleveland 26, Dallas 7	at Cleveland
Sept. 15, 1980	Houston 16, Cleveland 7	at Cleveland
Nov. 3, 1980	Cleveland 27, Chicago 21	at Cleveland
Sept. 7, 1981	San Diego 44, Cleveland 14	at Cleveland
Sept. 16, 1985	Cleveland 17, Pittsburgh 7	at Cleveland
Nov. 10, 1986	Cleveland 26, Miami 16	at Cleveland
Oct. 26, 1987	Cleveland 30, L.A. Rams 17	at Cleveland
Sept. 19, 1988	Cleveland 23, Indianapolis 17	at Cleveland
Nov. 7, 1988	Houston 24, Cleveland 17	at Houston
Dec. 12, 1988	Miami 38, Cleveland 31	at Miami
Sept. 25, 1989	Cincinnati 21, Cleveland 14	at Cincinnati
Oct. 23, 1989	Cleveland 27, Chicago 7	at Cleveland
Oct. 8, 1990	Cleveland 30, Denver 29	at Denver
Oct. 22, 1990	Cincinnati 34, Cleveland 13	at Cleveland
Sept. 14, 1992	Miami 27, Cleveland 23	at Cleveland
Sept. 13, 1993	Cleveland 23, San Francisco 13	at Cleveland
Oct. 2, 1995	Buffalo 22, Cleveland 19	at Cleveland
Nov. 13, 1995	Pittsburgh 20, Cleveland 3	at Pittsburgh
Dec. 8, 2003	St. Louis 26, Cleveland 20	at Cleveland
Oct. 13, 2008	Cleveland 35, New York Giants 14	at Cleveland
Nov. 17, 2008	Cleveland 29, Buffalo 27	at Buffalo
Dec. 15, 2008	Philadelphia 30, Cleveland 10	at Philadelphia
Nov. 16, 2009	Baltimore 16, Cleveland 0	at Cleveland
Nov. 20, 2015	Baltimore 33, Cleveland 27	at Cleveland

SUNDAY NIGHT (1-9)

Sept. 16, 1984	Denver 24, Cleveland 14	at Cleveland
Nov. 29, 1987	San Francisco 38, Cleveland 24	at San Francisco
Nov. 17, 1991	Houston 28, Cleveland 24	at Houston
Sept. 12, 1999	Pittsburgh 43, Cleveland 0	at Cleveland
Oct. 6, 2002	Baltimore 26, Cleveland 21	at Cleveland
Oct. 5, 2003	Cleveland 33, Pittsburgh 13	at Pittsburgh
Nov. 7, 2004	Baltimore 27, Cleveland 13	at Baltimore
Dec. 26, 2004	Miami 10, Cleveland 7	at Miami
Nov. 13, 2005	Pittsburgh 34, Cleveland 21	at Pittsburgh
Sept. 14, 2008	Pittsburgh 10, Cleveland 6	at Cleveland

SATURDAY NIGHT (1-0)

Dec. 23, 1989	Cleveland 24, Houston 20	at Houston
---------------	--------------------------	------------

THURSDAY NIGHT (5-8)

Dec. 3, 1981	Houston 17, Cleveland 13	at Houston
Sept. 15, 1983	Cleveland 17, Cincinnati 7	at Cleveland
Sept. 18, 1986	Cincinnati 30, Cleveland 13	at Cleveland
Oct. 13, 1994	Cleveland 11, Houston 8	at Houston
Dec. 7, 2006	Pittsburgh 27, Cleveland 7	at Pittsburgh
Nov. 6, 2008	Denver 34, Cleveland 30	at Cleveland
Dec. 10, 2009	Cleveland 13, Pittsburgh 6	at Cleveland
Dec. 12, 2011	Pittsburgh 14, Cleveland 3	at Pittsburgh
Sept. 27, 2012	Baltimore 23, Cleveland 16	at Baltimore
Oct. 3, 2013	Cleveland 37, Buffalo 24	at Cleveland
Nov. 6, 2014	Cleveland 24, Cincinnati 3	at Cincinnati
Nov. 5, 2015	Cincinnati 31, Cleveland 10	at Cincinnati
Nov. 10, 2016	Baltimore 28, Cleveland 7	at Baltimore

* First-ever game on Monday Night Football

OVERALL PRIME TIME GAMES

Overall Prime Time Games.....	22-32
Home.....	14-16
Road.....	8-16
Monday Night.....	15-15
Home.....	11-10
Road.....	4-5
Sunday Night.....	1-9
Home.....	0-4
Road.....	1-5

Saturday Night.....	1-0
Home.....	0-0
Road.....	1-0
Thursday Night.....	5-8
Home.....	3-2
Road.....	2-6



SHUTOUTS BY BROWNS

12/16/2007	vs. Buffalo Bills	8-0
11/20/2005	vs. Miami Dolphins	22-0
11/25/2001	vs. Cincinnati Bengals	18-0
9/18/1994	vs. Arizona Cardinals	32-0
12/1/1991	at Indianapolis Colts	31-0
9/8/1991	at New England Patriots	20-0
9/10/1989	at Pittsburgh Steelers	51-0
10/18/1987	at Cincinnati Bengals	34-0*
11/20/1983	at New England Patriots	30-0
11/13/1983	vs. Tampa Bay Buccaneers	20-0
12/1/1974	vs. San Francisco 49ers	7-0
11/5/1972	vs. Houston Oilers	20-0
9/19/1971	vs. Houston Oilers	31-0
10/25/1970	at Miami Dolphins	28-0
10/22/1967	vs. Chicago Bears	24-0
12/27/1964	vs. Baltimore Colts	27-0**
12/11/1960	vs. Chicago Bears	42-0
12/1/1957	vs. Chicago Cardinals	31-0
11/10/1957	vs. Pittsburgh Steelers	24-0
11/18/1956	at Philadelphia Eagles	16-0
11/21/1954	vs. Philadelphia Eagles	6-0
10/25/1953	at New York Giants	7-0
9/27/1953	at Green Bay Packers	27-0
12/7/1952	at Chicago Cardinals	10-0
12/9/1951	at Pittsburgh Steelers	28-0
11/18/1951	at New York Giants	10-0
10/21/1951	vs. Pittsburgh Steelers	17-0
10/14/1951	vs. Washington Redskins	45-0
9/24/1950	at Baltimore Colts	31-0

* replacement game, during 1987 players' strike

** NFL Championship Game

SHUTOUTS BY OPPONENTS

12/14/2014	at Cincinnati Bengals	0-30
11/16/2009	vs. Baltimore Ravens	0-16
12/28/2008	at Pittsburgh Steelers	0-31
12/21/2008	vs. Cincinnati Bengals	0-14
11/26/2006	vs. Cincinnati Bengals	0-30
12/24/2005	vs. Pittsburgh Steelers	0-41
12/19/2004	vs. San Diego Chargers	0-21
12/21/2003	vs. Baltimore Ravens	0-35
12/17/2000	vs. Tennessee Titans	0-24
12/3/2000	at Jacksonville Jaguars	0-48
10/22/2000	at Pittsburgh Steelers	0-22
10/1/2000	vs. Baltimore Ravens	0-12
9/12/1999	vs. Pittsburgh Steelers	0-43
9/27/1992	vs. Denver Broncos	0-12
12/23/1990	at Pittsburgh Steelers	0-35
11/4/1990	vs. Buffalo Bills	0-42
9/30/1990	at Kansas City Chiefs	0-34
12/3/1989	vs. Cincinnati Bengals	0-21
9/3/1984	at Seattle Seahawks	0-33
11/27/1977	vs. Los Angeles Rams	0-9
12/3/1972	at Pittsburgh Steelers	0-30
10/15/1972	vs. Chicago Bears	0-7
10/24/1971	vs. Denver Broncos	0-27
12/29/1968	vs. Baltimore Colts	0-34**
12/21/1958	at New York Giants	0-10#
10/1/1950	vs. New York Giants	0-6

Playoff Game

**NFL Championship Game

The Browns have won 29 NFL games by shutout and lost 25. Cleveland registered eight shutouts in the AAFC and was never shutout.

HEAD COACHES RECORDS

YEARS	COACH	LEAGUE	REGULAR SEASON				PLAYOFFS				COMBINED RECORD			
			W	L	T	%	W	L	T	%	W	L	T	%
1946-49	Paul Brown	AAFC	47	4	3	.898	5	0	0	1.000	52	4	3	.907
1950-62	Paul Brown	NFL	111	44	5	.709	4	5	0	.444	115	49	5	.695
1946-62	Paul Brown	NFL/AAFC	158	48	8	.757	9	5	0	.643	167	53	8	.750
1963-70	Blanton Collier	NFL	76	34	2	.688	3	4	0	.429	79	38	2	.672
1971-74	Nick Skorich	NFL	30	24	2	.556	0	2	0	.000	30	26	2	.534
1975-77	Forrest Gregg	NFL	18	23	0	.439	0	0	0	.000	18	23	0	.439
1977	Dick Modzelewski*	NFL	0	1	0	.000	0	0	0	.000	0	1	0	.000
1978-84	Sam Rutigliano	NFL	47	50	0	.485	0	2	0	.000	47	52	0	.475
1984-88	Marty Schottenheimer	NFL	44	27	0	.620	2	4	0	.333	46	31	0	.597
1989-90	Bud Carson	NFL	11	13	1	.460	1	1	0	.500	12	14	1	.463
1990	Jim Shofer*	NFL	1	6	0	.143	0	0	0	.000	1	6	0	.143
1991-95	Bill Belichick	NFL	36	44	0	.450	1	1	0	.500	37	45	0	.451
1999-00	Chris Palmer	NFL	5	27	0	.156	0	0	0	.000	5	27	0	.156
2001-04	Butch Davis	NFL	24	35	0	.407	0	1	0	.000	24	36	0	.400
2004	Terry Robiskie*	NFL	1	4	0	.200	0	0	0	.000	1	4	0	.200
2005-08	Romeo Crennel	NFL	24	40	0	.375	0	0	0	.000	24	40	0	.375
2009-10	Eric Mangini	NFL	10	22	0	.313	0	0	0	.000	10	22	0	.313
2011-12	Pat Shurmur	NFL	9	23	0	.281	0	0	0	.000	9	23	0	.281
2013	Rob Chudzinski	NFL	4	12	0	.250	0	0	0	.000	4	12	0	.250
2014-15	Mike Pettine	NFL	10	22	0	.313	0	0	0	.000	10	22	0	.313
2016	Hue Jackson	NFL	1	15	0	.063	0	0	0	.000	1	15	0	.063
Team Totals in NFL			462	466	10	.498	11	20	0	.355	473	486	10	.493
Team Totals in AAFC			47	4	3	.898	5	0	0	1.000	52	4	3	.907
Team Totals in NFL/AAFC Combined			509	470	13	.520	16	20	0	.444	525	490	13	.517

* Interim Head Coaches



ALL-TIME PRESEASON RESULTS

1946 (1-0)

8/30 Brooklyn Dodgers at Akron (35,964).....35-20

1947 (1-0)

8/29 Baltimore Colts at Akron (35,106).....28-0

1948 (1-1)

8/22 Buffalo Bisons at Akron (28,069).....35-21

8/27 Baltimore Colts at Toledo (13,433).....17-21

1949 (2-0-1)

8/14 Chicago Hornets at Toledo (13,500).....21-0

8/19 San Francisco 49ers (31,157).....21-21

8/26 New York Yankees at Akron (19,441).....28-21

1950 (5-0)

8/12 Green Bay Packers at Toledo (10,000).....38-7

8/19 Baltimore Colts at Cincinnati (21,000).....34-7

8/25 Detroit Lions at Akron (23,670).....35-14

9/1 Chicago Bears (51,076).....27-23

9/4 Pittsburgh Steelers at Buffalo (15,259).....41-31

1951 (4-1)

8/17 College All-Stars (92,180).....33-0

8/25 New York Yankees at Akron (25,820).....52-0

9/4 at Detroit Lions (35,165).....20-21

9/9 at Chicago Bears (67,342).....32-21

9/14 Los Angeles Rams (38,851).....7-6

1952 (2-2)

8/23 at Green Bay Packers (22,215).....21-14

8/29 Chicago Bears (37,976).....14-7

9/6 Detroit Lions at Syracuse (26,000).....21-28

9/13 San Francisco 49ers at Akron (30,119).....31-35

1953 (4-1-1)

8/23 at San Francisco 49ers (36,273).....20-7

8/28 at Los Angeles Rams (21,440).....9-27

9/4 at Detroit Lions (39,985).....24-24

9/7 Baltimore Colts at Akron (20,000).....23-21

9/11 at Chicago Bears (36,796).....20-14

9/19 Green Bay Packers (22,336).....21-13

1954 (2-3)

8/21 at Green Bay Packers (15,747).....14-13

8/27 at Los Angeles Rams (58,567).....10-38

9/5 at San Francisco 49ers (46,877).....21-38

9/10 Detroit Lions at Dallas (42,000).....31-56

9/18 Chicago Bears (17,631).....35-7

1955 (1-5)

8/12 College All-Stars (75,000).....27-30

8/20 Green Bay Packers at Akron (22,000).....13-7

8/28 at San Francisco 49ers (41,604).....14-17

9/2 Los Angeles Rams (35,948).....21-38

9/10 Detroit Lions (29,581).....3-19

9/15 at Chicago Bears (43,067).....21-24

1956 (2-5)

8/10 College All-Stars (75,000).....26-0

8/19 at San Francisco 49ers (38,741).....17-28

8/24 at Los Angeles Rams (40,175).....6-17

9/1 Green Bay Packers (15,456).....20-21

9/7 at Detroit Lions (48,105).....0-17

9/15 Detroit Lions at Akron (28,201).....14-31

9/21 at Chicago Bears (56,543).....24-14

1957 (2-4)

8/14 at Detroit Lions (40,150).....10-20

8/24 Pittsburgh Steelers at Akron (26,669).....28-13

9/1 at San Francisco 49ers (32,840).....17-21

9/6 at Los Angeles Rams (45,011).....14-20

9/14 Detroit Lions (34,369).....23-7

9/20 at Chicago Bears (47,354).....3-29

1958 (3-3)

8/16 Pittsburgh Steelers at Akron (27,202).....10-0

8/22 at Detroit Lions (36,662).....7-17

8/29 at Los Angeles Rams (41,387).....13-10

9/7 at San Francisco 49ers (31,339).....16-21

9/12 at Chicago Bears (52,669).....31-42

9/20 Detroit Lions (35,343).....41-7

1959 (2-4)

8/11 at Pittsburgh Steelers (27,432).....20-34

8/22 Detroit Lions at Akron (22,654).....3-9

8/30 at San Francisco 49ers (24,737).....14-17

9/5 at Los Angeles Rams (55,883).....27-24

9/13 at Detroit Lions (33,435).....28-31

9/19 Chicago Bears (25,316).....33-31

1960 (5-1)

8/13 at Detroit Lions (24,620).....28-14

8/18 at Pittsburgh Steelers (16,360).....27-24

8/27 at Los Angeles Rams (48,175).....17-22

9/3 San Francisco 49ers at Portland (25,898).....26-24

9/10 Chicago Bears at Akron (21,568).....16-10

9/17 Detroit Lions (25,911).....14-10

1961 (3-2)

8/11 at Detroit Lions (25,602).....7-35

8/20 at San Francisco 49ers (38,759).....27-24

8/25 at Los Angeles Rams (40,086).....34-17

9/1 Pittsburgh Steelers at Akron (27,758).....38-6

9/7 Detroit Lions (41,374).....17-35

1962 (5-0)

8/11 at Detroit Lions (34,241).....17-14

8/18 Pittsburgh Steelers (77,683).....33-10

8/25 San Francisco 49ers at Portland (27,161).....34-27

9/1 at Los Angeles Rams (43,118).....26-24

9/7 at Chicago Bears (57,878).....28-24

1963 (2-3)

8/10 at Detroit Lions (37,248).....10-24

8/17 Baltimore Colts (83,218).....7-21

8/25 at San Francisco 49ers (28,335).....24-7

8/31 at Los Angeles Rams (45,623).....23-14

9/7 Pittsburgh Steelers at Canton (18,462).....7-16

1964 (4-1)

8/9 at San Francisco 49ers (27,404).....7-26

8/15 at Los Angeles Rams (43,183).....56-31

8/22 Pittsburgh Steelers at Akron (27,255).....42-7

8/28 at Detroit Lions (36,946).....35-14

9/5 Green Bay Packers (83,736).....20-17

1965 (5-1)

8/6 College All-Stars (68,000).....24-16

8/15 at San Francisco 49ers (22,000).....37-21

8/21 at Los Angeles Rams (29,508).....21-19

8/29 at Detroit Lions (28,803).....28-14

9/4 Green Bay Packers (83,118).....14-30

9/11 Pittsburgh Steelers at Akron (23,162).....28-16

1966 (3-2)

8/6 at Los Angeles Rams (63,285).....6-16

8/14 at San Francisco 49ers (27,867).....28-17

8/20 at Atlanta Falcons (48,548).....42-3

8/26 Baltimore Colts (83,418).....17-24

9/3 Pittsburgh Steelers at Birmingham (23,590).....13-10

1967 (1-5)

8/5 Philadelphia Eagles at Canton (17,500).....13-28

8/13 at San Francisco 49ers (27,482).....14-42

8/19 at Los Angeles Rams (36,942).....17-24

8/25 at Atlanta Falcons (52,240).....31-34

9/2 Green Bay Packers (84,236).....21-30

9/10 at Minnesota Vikings (40,012).....42-14

STAFF

PLAYERS

2017 SEASON

HISTORY

RECORDS

GAME DAY



1968 (2-3)

8/9	at Los Angeles Rams (64,020)	21-23
8/18	at San Francisco 49ers (26,801)	31-17
8/24	at New Orleans Saints (70,045)	27-40
8/30	at Buffalo Bills (45,448)	22-12
9/7	Green Bay Packers (84,918)	9-31

1969 (3-2-1)

8/10	San Francisco 49ers at Seattle (32,219)	21-16
8/16	at Los Angeles Rams (54,937)	10-7
8/23	at San Diego Chargers (36,005)	19-19
8/30	Green Bay Packers (85,532)	17-27
9/6	at Washington Redskins (45,994)	20-10
9/10	Minnesota Vikings at Akron (28,561)	16-23

1970 (2-4)

8/8	at Los Angeles Rams (71,559)	17-30
8/15	San Francisco 49ers at Tampa (41,851)	17-10
8/22	Kansas City Chiefs at Memphis (31,532)	13-16
8/29	at Cincinnati Bengals (57,112)	24-31
9/5	Minnesota Vikings (83,043)	21-24
9/12	at New York Giants (62,461)	30-29

1971 (1-5)

8/8	at San Francisco 49ers (40,000)	24-38
8/13	at Los Angeles Rams (52,503)	5-17
8/20	at Dallas Cowboys (69,099)	15-16
8/28	Chicago Bears at South Bend (43,568)	19-20
9/4	New York Giants (82,710)	30-7
9/10	at St. Louis Cardinals (46,171)	13-27

1972 (0-6)

8/4	at Los Angeles Rams (64,803)	3-13
8/13	at San Francisco 49ers (58,364)	13-20
8/20	Detroit Lions at Ann Arbor (58,422)	7-34
8/26	Minnesota Vikings (70,583)	17-20
9/3	Cincinnati Bengals at Columbus (84,816)	21-27
9/10	at New York Giants (60,152)	21-28

1973 (2-3-1)

8/6	San Francisco 49ers (65,707)	16-27
8/11	at Los Angeles Rams (54,385)	21-21
8/19	Cincinnati Bengals at Columbus (73,421)	24-6
8/25	Atlanta Falcons at Knoxville (40,831)	20-17
9/1	Detroit Lions (64,088)	13-16
9/8	New York Giants at Akron (30,751)	10-21

1974 (2-4)

8/2	at Los Angeles Rams (28,021)	21-24
8/12	San Francisco 49ers (24,008)	21-20
8/17	Baltimore Colts at Tampa (25,116)	3-37
8/24	Washington Redskins (44,528)	17-20
9/1	Cincinnati Bengals at Columbus (36,326)	21-17
9/7	at Detroit Lions (42,905)	7-21

1975 (2-4)

8/10	at San Francisco 49ers (45,560)	13-17
8/16	Philadelphia Eagles (35,769)	14-6
8/22	at Washington Redskins (15,513)	14-23
9/1	Buffalo Bills (31,155)	20-34
9/7	New York Giants at Seattle (20,000)	24-20
9/13	Detroit Lions (32,341)	24-27

1976 (4-2)

7/31	Baltimore Colts at Lincoln (20,304)	0-21
8/7	Atlanta Falcons at Stillwater (24,227)	31-7
8/16	Minnesota Vikings (44,336)	31-7
8/23	at Philadelphia Eagles (20,600)	21-17
8/30	New England Patriots (36,016)	30-27
9/3	at Buffalo Bills (37,951)	10-28

1977 (3-3)

8/8	Washington Redskins (32,554)	14-16
8/13	at Minnesota Vikings (45,370)	33-34
8/19	St. Louis Cardinals (31,308)	19-10
8/25	Chicago Bears (36,598)	14-7
9/3	at Green Bay Packers (53,180)	19-14
9/9	at Detroit Lions (49,168)	20-24

1978 (2-2)

8/7	New York Giants (30,636)	7-21
8/12	at Buffalo Bills (23,241)	20-10
8/21	Detroit Lions (31,345)	14-10
8/27	at New England Patriots (42,696)	10-21

1979 (2-2)

8/4	at New York Giants (30,905)	7-27
8/11	Baltimore Colts (43,056)	24-3
8/18	at Detroit Lions (55,623)	10-21
8/24	at Washington Redskins (40,039)	21-9

1980 (1-3)

8/9	at Kansas City Chiefs (38,055)	0-42
8/18	Washington Redskins (54,986)	3-12
8/23	at Chicago Bears (57,688)	33-31
8/30	at Minnesota Vikings (47,262)	16-38

1981 (2-3)

8/1	Atlanta Falcons at Canton (23,921)	24-10
8/8	Pittsburgh Steelers (78,610)	31-35
8/15	at Buffalo Bills (32,306)	13-10
8/22	Buffalo Bills (41,495)	20-31
8/29	at Green Bay Packers (56,191)	18-35

1982 (4-0)

8/14	at Detroit Lions (54,275)	17-16
8/19	Los Angeles Rams (60,794)	26-23
8/28	at New Orleans Saints (55,689)	20-17
9/4	at Los Angeles Raiders (38,840)	27-10

1983 (3-1)

8/6	at Green Bay Packers (41,866)	21-20
8/13	at Buffalo Bills (25,886)	27-10
8/20	at Denver Broncos (73,244)	10-19
8/26	Los Angeles Raiders (61,844)	20-17

1984 (1-3)

8/4	Pittsburgh Steelers (47,381)	14-31
8/13	at Los Angeles Rams (41,882)	21-10
8/18	at Kansas City Chiefs (33,074)	13-31
8/23	at Philadelphia Eagles (40,030)	19-20

1985 (2-2)

8/10	at San Diego Chargers (42,300)	7-12
8/17	Philadelphia Eagles (46,236)	28-14
8/24	at Buffalo Bills (23,145)	31-28
8/30	Los Angeles Raiders (44,926)	7-26

1986 (4-0)

8/9	Buffalo Bills (58,982)	19-17
8/15	at Miami Dolphins (50,815)	17-10
8/23	at Atlanta Falcons (33,637)	27-21
8/28	at Los Angeles Raiders (57,780)	25-22

1987 (3-1)

8/15	St. Louis Cardinals (78,650)	31-16
8/22	at New York Giants (41,008)	10-24
8/29	at Atlanta Falcons (35,960)	23-3
9/5	Green Bay Packers at Milwaukee (37,707)	(OT) 30-24

1988 (3-1)

8/6	Detroit Lions (78,065)	13-10
8/13	at Tampa Bay Buccaneers (50,074)	23-3
8/18	New York Jets at Montreal (39,112)	7-11
8/26	New York Giants (71,129)	17-13



1989 (1-4)

8/6	Philadelphia Eagles at London (73,677)	13-17
8/12	at Detroit Lions (44,536)	25-24
8/19	Pittsburgh Steelers (71,939)	21-24
8/26	at Phoenix Cardinals (36,667)	7-21
9/2	Tampa Bay Buccaneers (62,486)	10-27

1990 (1-4)

8/4	Chicago Bears at Canton (23,952)	0-13
8/11	at Green Bay Packers (52,625)	25-10
8/19	Minnesota Vikings (60,989)	20-23
8/25	Washington Redskins (62,444)	13-31
9/1	at New York Giants (33,148)	10-28

1991 (2-2)

8/5	Tampa Bay Buccaneers (64,753)	10-23
8/10	New York Giants (54,445)	16-10
8/16	at Washington Redskins (51,137)	(OT) 24-21
8/23	at Minnesota Vikings (45,925)	7-31

1992 (2-2)

8/8	Atlanta Falcons (59,566)	7-0
8/15	at New York Giants (46,788)	7-16
8/24	Minnesota Vikings (55,755)	3-56
8/28	at Tampa Bay Buccaneers (40,883)	24-3

1993 (2-2)

8/9	at Washington Redskins (36,455)	12-41
8/14	New England Patriots at Toronto (33,012)	12-9
8/21	Los Angeles Rams (51,361)	21-10
8/27	at Tampa Bay Buccaneers (45,668)	20-23

1994 (3-1)

8/6	at New York Giants (59,684)	24-15
8/13	Detroit Lions (47,455)	16-7
8/19	Atlanta Falcons (51,602)	28-7
8/25	at Indianapolis Colts (39,052)	7-24

1995 (2-2)

8/6	New York Giants (45,046)	13-19
8/14	Chicago Bears (49,891)	55-13
8/19	at Atlanta Falcons (41,813)	10-19
8/25	at Arizona Cardinals (40,903)	31-17

1999 (2-3)

8/9	Dallas Cowboys at Canton (25,156)	(OT) 20-17
8/14	at Tampa Bay Buccaneers (63,963)	3-30
8/21	Minnesota Vikings (71,398)	17-24
8/28	Chicago Bears (72,388)	35-24
9/2	at Philadelphia Eagles (64,978)	17-30

2000 (1-3)

7/30	Philadelphia Eagles (72,518)	33-22
8/12	at Chicago Bears (66,944)	6-19
8/19	Washington Redskins (71,818)	0-24
8/26	at Green Bay Packers (59,687)	33-34

2001 (2-2)

8/11	Green Bay Packers (71,218)	10-3
8/18	Tampa Bay Buccaneers (72,018)	7-6
8/24	at Washington Redskins (67,014)	25-27
8/31	at Carolina Panthers (70,444)	(OT) 20-23

2002 (2-2)

8/10	at Minnesota Vikings (63,532)	27-15
8/17	Detroit Lions (70,218)	24-23
8/26	at Green Bay Packers (62,668)	20-27
8/30	Carolina Panthers (68,718)	19-20

2003 (1-3)

8/9	at Tennessee Titans (68,809)	6-10
8/15	Green Bay Packers (70,348)	31-38
8/23	at Detroit Lions (59,333)	17-38
8/28	Atlanta Falcons (69,618)	20-9

2004 (3-1)

8/14	at Tennessee Titans (68,809)	3-24
8/21	Detroit Lions (67,771)	17-10
8/28	at Kansas City Chiefs (76,086)	21-19
9/3	Chicago Bears (69,393)	24-10

2005 (3-1)

8/13	New York Giants (67,429)	17-14
8/20	at Detroit Lions (58,371)	21-13
8/26	Carolina Panthers (69,512)	20-23
9/1	at Chicago Bears (60,346)	16-6

2006 (2-2)

8/10	at Philadelphia Eagles (67,249)	7-20
8/18	Detroit Lions (68,112)	20-16
8/26	at Buffalo Bills (70,989)	20-17
8/31	Chicago Bears (69,366)	7-20

2007 (3-1)

8/11	Kansas City Chiefs (70,067)	16-12
8/18	Detroit Lions (69,761)	20-23
8/25	at Denver Broncos (75,361)	17-16
8/30	at Chicago Bears (61,917)	19-9

2008 (0-4)

8/7	New York Jets (70,668)	20-24
8/18	at New York Giants (79,207)	34-37
8/23	at Detroit Lions (44,456)	6-26
8/28	Chicago Bears (70,880)	10-16

2009 (2-2)

8/15	at Green Bay (69,091)	0-17
8/22	Detroit Lions (67,154)	27-10
8/29	Tennessee Titans (67,400)	23-17
9/3	at Chicago Bears (61,583)	23-26

2010 (2-2)

8/14	at Green Bay (68,958)	27-24
8/21	St. Louis Rams (58,250)	17-19
8/28	at Detroit Lions (36,444)	27-35
9/2	Chicago Bears (62,299)	13-10

2011 (1-3)

8/13	Green Bay (57,077)	27-17
8/19	Detroit Lions (56,004)	28-30
8/25	at Philadelphia Eagles (69,144)	14-24
9/1	at Chicago Bears (59,874)	14-24

2012 (2-2)

8/10	at Detroit Lions (58,933)	19-17
8/16	at Green Bay Packers (68,201)	35-10
8/24	Philadelphia Eagles (54,550)	10-27
8/30	Chicago Bears (54,297)	20-28

2013 (3-1)

8/8	St. Louis Rams (56,943)	27-19
8/15	Detroit Lions (58,313)	24-6
8/24	at Indianapolis Colts (65,626)	6-27
8/29	at Chicago Bears (59,868)	18-16

2014 (1-3)

8/9	at Detroit Lions (51,384)	12-13
8/18	at Washington Redskins (69,127)	23-24
8/23	St. Louis Rams (61,663)	14-33
8/28	Chicago Bears (61,458)	33-13

2015 (1-3)

8/13	Washington Redskins (58,073)	17-20
8/20	Buffalo Bills (57,975)	10-11
8/29	at Tampa Bay Buccaneers (51,521)	31-7
9/3	at Chicago Bears (60,699)	0-24

2016 (0-4)

8/12	at Green Bay Packers (74,261)	11-17
8/18	Atlanta Falcons (58,327)	13-24
8/26	at Tampa Bay Buccaneers (46,848)	13-30
9/1	Chicago Bears (63,393)	7-21

STAFF

PLAYERS

2017 SEASON

HISTORY

RECORDS

GAME DAY



ALL-TIME REGULAR-SEASON RESULTS

STAFF

PLAYERS

2017 SEASON

HISTORY

RECORDS

GAME DAY

1946: 12-2 (Points: 423-137)

COACH: Paul Brown

1946 USUAL STARTING LINEUPS

OFFENSE

LE	58	Mac Speedie
LT	40	J. Daniell, 48 E. Blandin
LG	36	Ed Ulinski
C	20	Mike Scarry
RG	32	L. Houston, 30 B. Willis
RT	44	Lou Rymkus
RE	56	D. Lavelli, 50 J. Yonakor
QB	60	Otto Graham
RB	90	Edgar Jones
RB	85	Don Greenwood
FB	76	Marion Motley

DEFENSE

LDE	52	G. Young, 55 J. Harrington
LDT	48	E. Blandin, 40 J. Daniell
MG	30	Bill Willis
RDT	42	C. Adams, 49 L. Simonetti
RDE	50	John Yonakor
LLB	76	Marion Motley
MLB	66	Lou Saban
RLB	20	Mike Scarry
LCB	85	D. Greenwood, 82 B. Lund
RCB	92	Tom Colella
S	62	Cliff Lewis

RADIO ANNOUNCERS:

Bob Neal, Stan Gee (WGAR 1220 AM)

1ST WESTERN DIVISION

9/6	Miami Seahawks (60,135) (N).....	W	44-0
9/13	at Chicago Rockets (51,962) (N).....	W	20-6
9/22	at Buffalo Bisons (30,302).....	W	28-0
9/29	New York Yankees (57,084).....	W	24- 7
10/6	Brooklyn Dodgers (43,713).....	W	26-7
10/12	at New York Yankees (34,252) (N).....	W	7-0
10/20	Los Angeles Dons (71,134).....	W	31-14
10/27	San Francisco 49ers (70,385).....	L	20-34
11/3	at Los Angeles Dons (24,800).....	L	16-17
11/10	at San Francisco 49ers (41,061).....	W	14-7
11/17	Chicago Rockets (60,457).....	W	51-14
11/24	Buffalo Bisons (37,054).....	W	42-17
12/3	at Miami Seahawks (9,083).....	W	34-0
12/8	at Brooklyn Dodgers (14,600).....	W	66-14

CHAMPIONSHIP

12/22	New York Yankees (40,469).....	W	14-9
-------	--------------------------------	---	------

1947: 12-1-1 (Points: 410-185)

COACH: Paul Brown

1947 USUAL STARTING LINEUPS

OFFENSE

LE	58	Mac Speedie
LT	42	C. Adams, 48 E. Blandin
LG	36	E. Ulinski, 38 W. Humble
C	20	M. Scarry, 22 F. Gatski
RG	32	L. Houston, 30 B. Willis
RT	44	Lou Rymkus
RE	56	Dante Lavelli
QB	60	Otto Graham
RB	99	B. Boedeker, 92 T. Colella
RB	85	D. Greenwood, 86 L. Mayne
FB	76	Marion Motley

DEFENSE

LDE	52	George Young
LDT	42	Chet Adams
MG	30	Bill Willis
RDT	49	Len Simonetti
RDE	50	John Yonakor
LLB	76	Marion Motley
MLB	72	Lou Saban
RLB	38	Weldon Humble
LCB	85	D. Greenwood, 82 B. Lund
RCB	92	Tom Colella
S	62	Cliff Lewis

RADIO ANNOUNCERS:

Bob Neal, Bill Mayer (WGAR 1220 AM)

1ST WESTERN DIVISION

9/5	Buffalo Bills (63,263) (N).....	W	30-14
9/12	at Brooklyn Dodgers (18,876) (N).....	W	55-7
9/21	Baltimore Colts (44,257).....	W	28-0
9/26	at Chicago Rockets (18,450) (N).....	W	41-21
10/5	New York Yankees (80,067).....	W	26-17
10/12	Los Angeles Dons (63,124).....	L	10-13
10/19	Chicago Rockets (35,266).....	W	31-28
10/26	at San Francisco 49ers (54,483).....	W	14-7
11/2	at Buffalo Bills (43,167).....	W	28-7
11/9	Brooklyn Dodgers (30,279).....	W	13-12
11/16	San Francisco 49ers (39,504).....	W	37-14
11/23	at New York Yankees (70,060).....	T	28-28
11/27	at Los Angeles Dons (45,009).....	W	27-17
12/7	at Baltimore Colts (20,574).....	W	42-0

CHAMPIONSHIP

12/14	at New York Yankees (61,879).....	W	14-3
-------	-----------------------------------	---	------



1948: 14-0 (Points: 389-190)

COACH: Paul Brown

1948 USUAL STARTING LINEUPS

OFFENSE

LE	58	Mac Speedie
LT	46	Lou Groza
LG	36	Ed Ulinski
C	22	Frank Gatski
RG	32	L. Houston, 34 B. Gaudio
RT	44	Lou Rymkus
RE	56	Dante Lavelli
QB	60	Otto Graham
RB	90	Edgar Jones
RB	86	Dub Jones
FB	76	Marion Motley

DEFENSE

LDE	52	George Young
LDT	48	Forrest Grigg
MG	30	Bill Willis
RDT	42	C. Adams, 49 L. Simonetti
RDE	50	John Yonakor
LLB	38	Weldon Humble
MLB	20	Lou Saban
RLB	74	Tony Adamle
LCB	66	W. Lahr, 92 T. Colella
RCB	82	Tommy James
S	62	Cliff Lewis

RADIO ANNOUNCERS:

Bob Neal, Bill Mayer (WGAR 1220 AM)

TELEVISION ANNOUNCERS:

Bob Neal, Stan Gee (Dumont TV Network)

1ST WESTERN DIVISION

9/3	Los Angeles Dons (60,193) (N).....	W	19-14
9/12	at Buffalo Bills (35,340).....	W	42-13
9/17	at Chicago Rockets (30,874) (N).....	W	28-7
9/26	Chicago Rockets (37,190).....	W	21-10
10/5	at Baltimore Colts (22,359) (N).....	W	14-10
10/10	Brooklyn Dodgers (31,187).....	W	30-17
10/17	Buffalo Bills (28,054).....	W	31-14
10/24	New York Yankees (46,912).....	W	35-7
11/7	Baltimore Colts (32,314).....	W	28-7
11/14	San Francisco 49ers (82,769).....	W	14-7
11/21	at New York Yankees (52,518).....	W	34-21
11/25	at Los Angeles Dons (60,031).....	W	31-14
11/28	at San Francisco 49ers (59,785).....	W	31-28
12/5	at Brooklyn Dodgers (9,821).....	W	31-21
CHAMPIONSHIP			
12/19	Buffalo Bills (22,981).....	W	49-7

1949: 9-1-2 (Points: 339-171)

COACH: Paul Brown

1949 USUAL STARTING LINEUPS

OFFENSE

LE	58	Mac Speedie
LT	46	Lou Groza
LG	36	Ed Ulinski
C	22	Frank Gatski
RG	32	L. Houston, 34 B. Gaudio
RT	44	Lou Rymkus
RE	56	Dante Lavelli
QB	60	Otto Graham
RB	90	E. Jones, 99 B. Boedeker
RB	86	Dub Jones
FB	76	Marion Motley

DEFENSE

LDE	52	G. Young, 53 B. O'Connor
LDT	48	F. Grigg, 42 D. Palmer
MG	30	Bill Willis
RDT	48	F. Grigg, 44 L. Rymkus
RDE	50	J. Yonakor, 59 H. Gillom
LLB	74	Tony Adamle
MLB	38	W. Humble, 35 A. Agase
RLB	20	L. Saban, 23 T. Thompson
LCB	80	Warren Lahr
RCB	82	Tommy James
S	62	Cliff Lewis

RADIO ANNOUNCERS:

Bob Neal, Bill Mayer (WGAR 1220 AM)

TELEVISION ANNOUNCERS:

Bob Neal, Bill Mayer (Dumont TV Network)

1ST WESTERN DIVISION

9/5	at Buffalo Bills (31,839).....	T	28-28
9/11	Baltimore Colts (21,621).....	W	21-0
9/18	New York Yankees (26,312).....	W	14-3
9/25	at Baltimore Colts (36,837).....	W	28-20
10/2	Los Angeles Dons (30,465).....	W	42-7
10/9	at San Francisco 49ers (59,720).....	L	28-56
10/14	at Los Angeles Dons (27,427).....	W	61-14
10/30	San Francisco 49ers (72,189).....	W	30-28
11/6	Chicago Hornets (16,506).....	W	35-2
11/13	Buffalo Bills (22,511).....	T	7-7
11/20	at New York Yankees (50,711).....	W	31-0
11/24	at Chicago Hornets (5,031).....	W	14-6
PLAYOFF			
12/4	Buffalo Bills (17,270).....	W	31-21
CHAMPIONSHIP			
12/11	San Francisco 49ers (22,550).....	W	21-7

STAFF

PLAYERS

2017 SEASON

HISTORY

RECORDS

GAME DAY



1950 (10-2)

COACH: Paul Brown

1950 USUAL STARTING LINEUPS

OFFENSE

LE 58	Mac Speedie
LT 46	L. Groza, 42 D. Palmer
LG 34	A. Gibron, 38 W. Humble
C 22	Frank Gatski
RG 32	Lin Houston
RT 44	Lou Rymkus
RE 56	Dante Lavelli
WR 86	Dub Jones
QB 60	Otto Graham
RB 90	Rex Bumgardner
RB 84	Ken Carpenter
RB 76	Marion Motley

DEFENSE

LDE 52	George Young
LDT 48	F. Grigg, 42 D. Palmer
MG 30	Bill Willis
RDT 45	John Kissell
RDE 53	Len Ford
LLB 74	Tony Adame
MLB 38	Weldon Humble
35	Alex Agase
RLB 20	Hal Herring
LCB 80	Warren Lahr
RCB 82	Tommy James
S 62	C. Lewis, 85 K. Gorgal

RADIO ANNOUNCERS:

Bob Neal, Don Cordray (WERE 1300 AM)

TELEVISION ANNOUNCERS:

Bob Neal, Bill Mayer (Dumont TV Network)

DATE	RESULT	OPPONENT	ATT
9/16	W, 35-10	at Philadelphia Eagles	71,237
9/24	W, 31-0	at Baltimore Colts	15,201
10/1	L, 0-6	New York Giants	37,647
10/7	W, 30-17	at Pittsburgh Steelers	35,590
10/15	W, 34-24	Chicago Cardinals	33,774
10/22	L, 13-17	at New York Giants	41,734
10/29	W, 45-7	Pittsburgh Steelers	40,714
11/5	W, 10-7	at Chicago Cardinals	38,456
11/12	W, 34-14	San Francisco 49ers	28,786
11/19	W, 20-14	Washington Redskins	21,908
12/3	W, 13-7	Philadelphia Eagles	37,490
12/10	W, 45-21	at Washington Redskins	30,143
PLAYOFFS			
12/17	W, 8-3	New York Giants	33,054
NFL CHAMPIONSHIP			
12/24	W, 30-28	Los Angeles Rams	29,751

TEAM STATISTICS	BROWNS	OPPONENT
Total First Downs	199	184
Rushing	104	96
Passing	86	71
Penalty	9	17
Total Net Yards	3,937	2,963
Avg. Per Game	328.1	246.9
Total Plays	717	743
Avg. Per Play	5.5	4.0
Net Yards Rushing	2,089	1,573
Avg. Per Game	174.1	131.1
Total Rushes	457	451
Net Yards Passing	1,679	1,390
Avg. Per Game	139.9	115.8
Sacked/Yards Lost	0/305	0/191
Gross Yards	1,984	1,581
Attempts/Completions	260/139	292/121
Completion Pct.	53.5%	41.4%
Had Intercepted	21	31
Punts/Avg.	66/43.2	69/41.5
Net Punting Avg.	66/40.0	69/34.7
Penalties/Yards Lost	104/968	62/554
Fumbles/Ball Lost	26/12	37/24
Touchdowns	38	19
Rushing	20	10
Passing	15	8
Returns	3	1

SCORE BY PERIODS	1ST	2ND	3RD	4TH	OT	TOT
Browns	69	84	57	100	0	310
Opponents	39	35	35	35	0	144

SCORING	RU	PA	ST	DF	PAT	2RU	2PA	FG	SAF	TP
Groza, Lou	0	1	0	0	29/29	0	0	13/19	0	74
Jones, Dub	6	5	0	0	0/0	0	0	0/0	0	66
Graham, Otto	6	0	0	0	0/0	0	0	0/0	0	36

PASSING	ATT	CMP	YDS	PCT	AVI/AT	TD	TD%	INT	INT%	LG	TKLD	RATING
Graham, Otto	253	137	1,943	54.2	7.68	14	5.5	20	7.9	80t	0/291	64.7
Lewis, Cliff	4	1	38	25.0	9.50	1	25.0	0	0.0	38t	0/14	106.3
Gillom, Horace	1	1	3	100.0	3.00	0	0.0	0	0.0	3	0/0	79.2
Carpenter, Ken	1	0	0	0.0	0.00	0	0.0	1	100.0	0	0/0	0.0
Groza, Lou	1	0	0	0.0	0.00	0	0.0	0	0.0	0	0/0	39.6
Browns	260	139	1,984	53.5	7.63	15	5.8	21	8.1	80t	0/305	64.0
Opponents	292	121	1,581	41.4	5.41	8	2.7	31	10.6	64	0/191	28.7

Lavelli, Dante	0	5	0	0	0/0	0	0	0/0	0	30	
Motley, Marion	3	1	0	0	0/0	0	0	0/0	0	24	
Phelps, Don	2	0	1	0	0/0	0	0	0/0	0	18	
Bumgardner, R.	2	1	0	0	0/0	0	0	0/0	0	18	
Lahr, Warren	0	0	2	0/0	0	0	0	0/0	0	12	
Grigg, Forrest	0	0	0	0	9/9	0	0	0	1/2	0	12
Carpenter, Ken	1	0	0	0	0/0	0	0	0	0/0	0	6
Gillom, Horace	0	1	0	0	0/0	0	0	0	0/0	0	6
Speedie, Mac	0	1	0	0	0/0	0	0	0	0/0	0	6
Kissell, John	0	0	0	0	0/0	0	0	0	0/0	1	2
Browns	20	15	1	2	38/38	0	0	0	14/21	1	310
Opponents	10	8	1	0	18/19	0	0	0	4/11	0	144

RUSHING	NO	YDS	AVG	LG	TD
Motley, Marion	140	810*	5.8	69t	3
Jones, Dub	83	384	4.6	61t	6
Bumgardner, Rex	67	231	3.4	26	2
Graham, Otto	55	145	2.6	20	6
Phelps, Don	39	198	5.1	33	2
Carpenter, Ken	35	181	5.2	61t	1
Cole, Emerson	26	105	4.0	16	0
Moselle, Dom	5	39	7.8	15	0
Adame, Tony	3	8	2.7	3	0
Lewis, Cliff	2	-1	-0.5	2	0
James, Tommy	1	-1	-1.0	-1	0
Humble, Weldon	1	-10	-10.0	-10	0
Browns	457	2,089	4.6	69t	20
Opponents	451	1,573	3.5	48	10

RECEIVING	NO	YDS	AVG	LG	TD
Speedie, Mac	42	548	13.0	45	1
Lavelli, Dante	37	565	15.3	43	5
Jones, Dub	31	458	14.8	80t	5
Motley, Marion	11	151	13.7	41	1
Bumgardner, Rex	9	112	12.4	25t	1
Carpenter, Ken	5	45	9.0	16	0
Gillom, Horace	2	54	27.0	38t	1
Phelps, Don	1	28	28.0	28	0
Groza, Lou	1	23	23.0	23t	1
Browns	139	1,984	14.3	80t	15
Opponents	121	1,581	13.1	64	8

INTERCEPTIONS	NO	YDS	AVG	LG	TD
James, Tommy	9	69	7.7	34	0
Lahr, Warren	8	99	12.4	30t	2
Gorgal, Ken	6	23	3.8	13	0
Martin, Jim	2	15	7.5	14	0
Herring, Hal	2	12	6.0	9	0
Adame, Tony	1	17	17.0	13	0
Agase, Alex	1	14	14.0	14	0
Phelps, Don	1	9	9.0	9	0
Lewis, Cliff	1	4	4.0	4	0
Browns	31	262	8.5	34	2
Opponents	21	262	12.5	41	0

PUNTING	NO	YDS	AVG	IN20	TB	LG	BLK
Gillom, Horace	66	2,849	43.2	0	5	75	1
Browns	66	2,849	43.2	0	5	75	1
Opponents	69	2,864	41.5	0	6	65	0

PUNT RETURNS	NO	FC	YDS	AVG	LG	TD
Phelps, Don	13	0	174	13.4	54t	1
Moselle, Dom	7	0	126	18.0	48	0
Gorgal, Ken	4	0	83	20.8	33	0
Carpenter, Ken	4	0	58	14.5	27	0
James, Tommy	0	0	15	0.0	0	0
Lewis, Cliff	2	0	13	6.5	8	0
Browns	30	0	469	15.6	54t	1
Opponents	32	0	210	6.6	32	0

KICKOFF RETURNS	NO	YDS	AVG	LG	TD
Phelps, Don	12	325	27.1	61	0
Moselle, Dom	5	107	21.4	29	0
Carpenter, Ken	5	98	19.6	25	0
Adame, Tony	4	53	13.3	22	0
Gillom, Horace	3	51	17.0	23	0
Cole, Emerson	1	22	22.0	22	0
Martin, Jim	1	14	14.0	14	0
Rymkus, Lou	1	0	0.0	0	0
Browns	32	670	20.9	61	0
Opponents	43	988	23.0	71	0

* Led NFL



1951 (11-1)

COACH: Paul Brown

1951 USUAL STARTING LINEUPS

OFFENSE		DEFENSE	
LE 58	Mac Speedie	LDE 52	George Young
59	H. Gilom	LDT 48	F. Grigg, 42 D. Palmer
LT 46	Lou Groza	MG 30	Bill Willis
LG 34	Abe Gibron	RDT 45	John Kissell
C 22	Frank Gatski	RDE 53	Len Ford
RG 38	Bob Gaudio	LLB 74	Tony Adamle
RT 44	Lou Rymkus	MLB 35	Alex Agase
RE 56	Dante Lavelli	RLB 20	Hal Herring
WR 86	Dub Jones	LCB 80	Warren Lahr
QB 60	Otto Graham	RCB 82	Tommy James
RB 84	Ken Carpenter	S 62	Cliff Lewis
	90 Rex Bumgardner		
RB 70	E. Cole, 76 M. Motley		

RADIO ANNOUNCERS:
Bob Neal, Phil McLean (WERE 1300 AM)

TELEVISION ANNOUNCERS:
Bob Neal, Bill Mayer (Dumont TV Network)

DATE	RESULT	OPPONENT	ATT
9/30	L, 10-24	at San Francisco 49ers	52,219
10/7	W, 38-23	at Los Angeles Rams	67,186
10/14	W, 45-0	Washington Redskins	33,968
10/21	W, 17-0	Pittsburgh Steelers	32,409
10/27	W, 14-13	New York Giants	56,947
11/4	W, 34-17	at Chicago Cardinals	19,742
11/11	W, 20-17	Philadelphia Eagles	36,571
11/18	W, 10-0	at New York Giants	52,215
11/25	W, 42-21	Chicago Bears	40,969
12/2	W, 49-28	Chicago Cardinals	30,550
12/9	W, 28-0	at Pittsburgh Steelers	24,229
12/16	W, 24-9	at Philadelphia Eagles	16,263

NFL CHAMPIONSHIP

12/23	L, 17-24	at Los Angeles Rams	57,540
-------	----------	---------------------	--------

TEAM STATISTICS

	BROWNS	OPPONENT
Total First Downs	203	201
Rushing	92	88
Passing	99	81
Penalty	12	32
Total Net Yards	3,847	3,002
Avg. Per Game	320.6	250.2
Total Plays	702	758
Avg. Per Play	5.5	4.0
Net Yards Rushing	1,708	1,454
Avg. Per Game	142.3	121.2
Total Rushes	415	428
Net Yards Passing	1,902	1,548
Avg. Per Game	158.5	129.0
Sacked/Yards Lost	0/371	0/430
Gross Yards	2,273	1,978
Attempts/Completions	271/151	330/151
Completion Pct.	55.7%	45.8%
Had Intercepted	17	22
Punts/Avg.	73/45.5	69/39.8
Net Punting Avg.	73/40.8	69/36.5
Penalties/Yards Lost	117/1,017	59/505
Fumbles/Ball Lost	25/18	35/29
Touchdowns	43	20
Rushing	20	8
Passing	18	10
Returns	5	2

SCORE BY PERIODS

	1ST	2ND	3RD	4TH	OT	TOT
Browns	80	79	100	72	0	331
Opponents	34	19	44	55	0	152

SCORING

	RU	PA	ST	DF	PAT	2RU	2PA	FG	SAF	TP	
Groza, Lou	0	0	0	0	43/43	0	0	0	10/23	0	73
Jones, Dub	7	5	0	0	0/0	0	0	0	0/0	0	72
Carpenter, K.	4	2	0	0	0/0	0	0	0	0/0	0	36
Lavelli, Dante	0	6	0	0	0/0	0	0	0	0/0	0	36

PASSING	ATT	CMP	YDS	PCT	AV/AT	TD	TD%	INT	INT%	LG	TKLD	RATING
Graham, Otto	265	147	2,205	55.5	8.32	17	6.4	16	6.0	81t	0/371	79.2
Lewis, Cliff	6	4	68	66.7	11.33	1	16.7	1	16.7	20	0/0	104.9
Browns	271	151	2,273	55.7	8.39	18	6.6	17	6.3	81t	0/371	79.5
Opponents	330	151	1,978	45.8	5.99	10	3.0	22	6.7	61	0/430	47.5

* Led NFL

Graham, Otto	3	0	0	1	0/0	0	0	0/0	0	24	
Speedie, Mac	0	3	0	0	0/0	0	0	0/0	0	18	
Taseff, Carl	2	0	0	0	0/0	0	0	0/0	0	12	
Bumgardner, R.	1	1	0	0	0/0	0	0	0/0	0	12	
Lahr, Warren	0	0	0	2	0/0	0	0	0/0	0	12	
Oristaglio, B.	0	1	0	0	0/0	0	0	0/0	0	6	
Young, George	0	0	0	1	0/0	0	0	0/0	0	6	
Gillom, Horace	0	0	1	0	0/0	0	0	0/0	0	6	
Motley, Marion	1	0	0	0	0/0	0	0	0/0	0	6	
Phelps, Don	1	0	0	0	0/0	0	0	0/0	0	6	
Cole, Emerson	1	0	0	0	0/0	0	0	0/0	0	6	
Browns	20	18	1	4	43/43	0	0	0	10/23	0	331
Opponents	8	10	2	0	18/20	0	0	0	4/14	1	152

RUSHING	NO	YDS	AVG	LG	TD
Jones, Dub	104	492	4.7	43t	7
Carpenter, Ken	85	402	4.7	30	4
Motley, Marion	61	273	4.5	26	1
Cole, Emerson	46	252	5.5	23	1
Bumgardner, Rex	45	126	2.8	20	1
Graham, Otto	35	29	0.8	12	3
Phelps, Don	16	65	4.1	16	1
Taseff, Carl	13	49	3.8	15	2
Jagade, Harry	7	30	4.3	22	0
Lewis, Cliff	3	-10	-3.3	1	0
Browns	415	1,708	4.1	43t	20
Opponents	428	1,454	3.4	35	8

RECEIVING	NO	YDS	AVG	LG	TD
Lavelli, Dante	43	586	13.6	47	6
Speedie, Mac	34	589	17.3	51	3
Jones, Dub	30	570	19.0	81t	5
Carpenter, Ken	12	183	15.3	45t	2
Gillom, Horace	11	164	14.9	24	0
Motley, Marion	10	52	5.2	34	0
Bumgardner, Rex	5	61	12.2	19	1
Cole, Emerson	4	30	7.5	17	0
Oristaglio, Bob	1	20	20.0	20t	1
Taseff, Carl	1	18	18.0	18	0
Browns	151	2,273	15.1	81t	18
Opponents	151	1,978	13.1	61	10

INTERCEPTIONS	NO	YDS	AVG	LG	TD
Lahr, Warren	5	95	19.0	29	2
Lewis, Cliff	5	46	9.2	20	0
Shula, Don	4	23	5.8	16	0
Thompson, Tommy	2	23	11.5	17	0
Agase, Alex	2	7	3.5	6	0
James, Tommy	2	1	0.5	1	0
Herring, Hal	1	28	28.0	28	0
Adamle, Tony	1	12	12.0	8	0
Browns	22	235	10.7	29	2
Opponents	17	95	5.6	36	1

PUNTING	NO	YDS	AVG	IN20	TB	LG	BLK
Gillom, Horace	73	3,321	45.5*	0	8	66	0
Browns	73	3,321	45.5	0	8	66	0
Opponents	69	2,746	39.8	0	3	75	1

PUNT RETURNS	NO	FC	YDS	AVG	LG	TD
Carpenter, Ken	14	0	173	12.4	49	0
Lewis, Cliff	14	0	48	3.4	11	0
Taseff, Carl	1	0	6	6.0	6	0
Phelps, Don	1	0	3	3.0	3	0
Browns	39	0	230	7.7	49	0
Opponents	40	0	340	6.9	30	0

KICKOFF RETURNS	NO	YDS	AVG	LG	TD
Carpenter, Ken	9	196	21.8	48	0
Bumgardner, Rex	3	75	25.0	33	0
Phelps, Don	3	66	22.0	25	0
Taseff, Carl	3	56	18.7	20	0
Jagade, Harry	2	36	18.0	19	0
Cole, Emerson	2	28	14.0	20	0
Gillom, Horace	2	25	12.5	15	0
Gaudio, Bob	1	8	8.0	8	0
Shula, Don	1	6	6.0	6	0
Gibron, Abe	1	0	0.0	0	0
Browns	27	496	18.4	48	0
Opponents	34	763	22.4	41	0



1952 (8-4)

COACH: Paul Brown

1952 USUAL STARTING LINEUPS

OFFENSE

LE	88	Mac Speedie	DEFENSE	LDE	82	George Young
LT	76	Lou Groza	LDT	74	Bob Gain	
LG	64	Abe Gibrón	MG	60	Bill Willis	
C	52	Frank Gatski	RDT	72	Derrrell Palmer	
RG	62	Lin Houston	RDE	80	Len Ford	
	65	Joe Skibinski	LLB	34	Walt Michaels	
RT	78	John Sandusky	MLB	54	Tommy Thompson	
RE	83	Darrel Brewster	RLB	50	Hal Herring	
WR	40	Dub Jones	RCB	42	Tommy James	
QB	14	Otto Graham		44	Don Shula	
RB	22	Rex Bumgardner	LCB	24	Warren Lahr	
RB	36	Marion Motley	S	15	Bert Rechichar	

RADIO ANNOUNCERS:

Ken Coleman, Bob Bousma (WTAM 1100 AM)

TELEVISION ANNOUNCERS:

Don Wattrick, Lou Saban (WXEL-Channel 9)

DATE	RESULT	OPPONENT	ATT
09/28	W, 37-7	Los Angeles Rams	57,832
10/4	W, 21-20	at Pittsburgh Steelers	27,923
10/12	L, 9-17	New York Giants	51,858
10/19	W, 49-7	at Philadelphia Eagles	27,874
10/26	W, 19-15	Washington Redskins	32,496
11/2	L, 6-17	at Detroit Lions	56,029
11/9	W, 28-13	Chicago Cardinals	34,097
11/16	W, 29-28	Pittsburgh Steelers	34,973
11/23	L, 20-28	Philadelphia Eagles	28,948
11/30	W, 48-24	at Washington Redskins	22,679
12/7	W, 10-0	at Chicago Cardinals	24,541
12/14	L, 34-37	at New York Giants	41,610

NFL CHAMPIONSHIP			
12/28	L, 7-17	Detroit Lions	50,934

TEAM STATISTICS

	BROWNS	OPPONENT
Total First Downs	228	186
Rushing	105	78
Passing	119	95
Penalty	4	13
Total Net Yards	4,551	3,075
Avg. Per Game	379.3	256.3
Total Plays	786	759
Avg. Per Play	5.8	4.1
Net Yards Rushing	1,784	1,386
Avg. Per Game	148.7	115.5
Total Rushes	391	411
Net Yards Passing	2,566	1,689
Avg. Per Game	213.8	140.8
Sacked/Yards Lost	0/273	0/339
Gross Yards	2,839	2,028
Attempts/Completions	374/184	348/141
Completion Pct.	49.2%	40.5%
Had Intercepted	26	22
Punts/Avg.	61/45.7	84/40.6
Net Punting Avg.	61/40.7	84/35.7
Penalties/Yards Lost	85/744	46/425
Fumbles/Ball Lost	21/11	23/14
Touchdowns	36	29
Rushing	12	11
Passing	22	17
Returns	2	1

SCORE BY PERIODS	1ST	2ND	3RD	4TH	OT	TOT
Browns	81	62	108	59	0	310
Opponents	47	53	42	71	0	213

SCORING	RU	PA	ST	DF	PAT	ZRU	ZPA	FG	SAF	TP
Graham, Lou	0	0	0	0	32/32	0	0	19/33	0	89
Jones, Dub	2	4	0	0	0/0	0	0	0/0	0	36
Carpenter, K.	3	1	1	0	0/0	0	0	0/0	0	30
Speedie, Mac	0	5	0	0	0/0	0	0	0/0	0	30
Lavelli, Dante	0	4	0	0	0/0	0	0	0/0	0	24
Graham, Otto	4	0	0	0	0/0	0	0	0/0	0	24

PASSING	ATT	CMP	YDS	PCT	AVIAT	TD	TD%	INT	INT%	LG	TKLD	RATING
Graham, Otto	364	181	2,816	49.7	7.74	20*	5.5	24	6.6	68†	0/242	66.6
Ratterman, George	6	2	20	33.3	3.33	1	16.7	2	33.3	11†	0/18	43.8
Jones, Dub	2	1	3	50.0	1.50	1	50.0	0	0.0	3†	0/13	95.8
Motley, Marion	2	0	0	0.0	0.00	0	0.0	0	0.0	0	0/0	39.6
Browns	374	184	2,839	49.2	7.59	22	5.9	26	7.0	68†	0/273	65.4
Opponents	348	141	2,028	40.5	5.83	17	4.9	22	6.3	70†	0/339	50.1

* Led NFL

† Tied NFL Lead

Howard, Sherman	0	3	0	0	0/0	0	0	0/0	0	18	
Jagade, Harry	2	1	0	0	0/0	0	0	0/0	0	18	
Motley, Marion	1	2	0	0	0/0	0	0	0/0	0	18	
Ford, Len	0	0	0	1	0/0	0	0	0/0	0	6	
Brewster, Darrel	0	1	0	0	0/0	0	0	0/0	0	6	
Gillom, Horace	0	1	0	0	0/0	0	0	0/0	0	6	
Gain, Bob	0	0	0	0	3/3	0	0	0/0	0	3	
Young, George	0	0	0	0	0/0	0	0	0/0	1	2	
Team	0	0	0	0	0/1	0	0	0/0	0	0	
Browns	12	22	1	1	35/36	0	0	0	19/33	1	310
Opponents	11	17	1	0	25/29	0	0	0	4/11	1	213

RUSHING	NO	YDS	AVG	LG	TD
Motley, Marion	104	444	4.3	59	1
Carpenter, Ken	72	408	5.7	37	3
Jones, Dub	65	270	4.2	35	2
Jones, Dub	57	373	6.5	30	2
Jagade, Harry	57	270	4.7	30	2
Graham, Otto	39	128	3.3	21	4
Howard, Sherman	34	95	2.8	22	0
Renfro, Ray	10	26	2.6	11	0
Bumgardner, Rex	9	38	4.2	24	0
Ratterman, George	1	2	2.0	2	0
Browns	391	1,784	4.6	59	12
Opponents	411	1,386	3.4	69	11

RECEIVING	NO	YDS	AVG	LG	TD
Speedie, Mac	62*	911	14.7	50	5
Jones, Dub	43	651	15.1	63†	4
Lavelli, Dante	21	336	16.0	41	4
Carpenter, Ken	16	136	8.5	41†	1
Motley, Marion	13	213	16.4	68†	2
Howard, Sherman	11	219	19.9	57†	3
Jagade, Harry	9	203	22.6	47†	1
Brewster, Darrel	4	117	29.3	47†	1
Gillom, Horace	4	45	11.3	21	1
Renfro, Ray	1	8	8.0	8	0
Browns	184	2,839	15.4	68†	22
Opponents	141	2,028	14.4	70†	17

INTERCEPTIONS	NO	YDS	AVG	LG	TD
Rechichar, Bert	6	79	13.2	25	0
Lahr, Warren	5	51	10.2	14	0
James, Tommy	4	40	10.0	18	0
Michaels, Walt	4	26	6.5	7	0
Bumgardner, Rex	2	33	16.5	33	0
Thompson, Tommy	1	21	21.0	21	0
Browns	22	250	11.4	33	0
Opponents	26	389	15.0	46	1

PUNTING	NO	YDS	AVG	IN20	TB	LG	BLK
Gillom, Horace	61	2,787	45.7*	0	6	73	1
Browns	61	2,787	45.7	0	6	73	1
Opponents	84	3,408	40.6	0	3	60	0

PUNT RETURNS	NO	FC	YDS	AVG	LG	TD
Renfro, Ray	22	0	169	7.7	34	0
Carpenter, Ken	10	0	139	13.9	54†	1
Rechichar, Bert	8	0	47	5.9	16	0
Bumgardner, Rex	10	0	35	3.5	10	0
Phelps, Don	5	0	15	3.0	10	0
Skibinski, Joe	0	0	5	0.0	5	0
Browns	55	0	410	7.5	54†	1
Opponents	39	0	307	7.9	38	0

KICKOFF RETURNS	NO	YDS	AVG	LG	TD
Carpenter, Ken	11	234	21.3	40	0
Renfro, Ray	8	130	16.3	26	0
Bumgardner, Rex	5	89	17.8	21	0
Cole, Emerson	4	71	17.8	22	0
Rechichar, Bert	4	70	17.5	19	0
Motley, Marion	3	88	29.3	35	0
Jagade, Harry	3	58	19.3	21	0
Sharkey, Ed	2	24	12.0	15	0
Howard, Sherman	1	22	22.0	22	0
Michaels, Walter	1	16	16.0	16	0
Brewster, Darrel	1	11	11.0	11	0
Gillom, Horace	1	9	9.0	7	0
Skibinski, Joe	1	8	8.0	8	0
Gain, Bob	1	0	0.0	0	0
Gibrón, Abe	1	0	0.0	0	0
Browns	47	830	17.7	40	0
Opponents	47	1,107	23.6	43	0

STAFF

PLAYERS

2017 SEASON

HISTORY

RECORDS

GAME DAY



1953 (11-1)

COACH: Paul Brown

1953 USUAL STARTING LINEUPS

OFFENSE

LE	88	Darrel Brewster
LT	76	Lou Groza
LG	64	Abe Gibron
C	52	Frank Gatski
RG	65	Chuck Noll
RT	78	John Sandusky
RE	86	Dante Lavelli
RHB	40	D. Jones, 46 B. Reynolds
QB	14	Otto Graham
FB	32	H. Jagade, 36 M. Motley
LHB	20	K. Carpenter, 26 R. Renfro

DEFENSE

LDE	83	Doug Atkins
LDT	70	Don Colo
MG	60	Bill Willis
RTD	72	Derrell Palmer
RDE	80	Len Ford
LLB	34	Walt Michaels
RLB	54	Tommy Thompson
LCB	24	Warren Lahr
RCB	42	Tommy James
LS	15	Ken Gorgal
RS	22	Ken Konz

RADIO ANNOUNCERS:

Ken Coleman, Bob Bousma (WTAM 1100 AM)

TELEVISION ANNOUNCERS:

Bill McColgan, John Fitzgerald (WXEL-Channel 9)

DATE	RESULT	OPPONENT	ATT
9/27	W, 27-0	at Green Bay Packers	22,604
10/4	W, 27-7	at Chicago Cardinals	24,374
10/10	W, 37-13	Philadelphia Eagles	45,802
10/18	W, 30-14	at Washington Redskins	33,963
10/25	W, 7-0	at New York Giants	30,773
11/1	W, 27-3	Washington Redskins	47,845
11/8	W, 34-16	Pittsburgh Steelers	35,592
11/15	W, 23-21	San Francisco 49ers	60,698
11/22	W, 20-16	at Pittsburgh Steelers	32,904
11/29	W, 27-16	Chicago Cardinals	24,499
12/6	W, 62-14	New York Giants	40,235
12/13	L, 27-42	at Philadelphia Eagles	38,654

NFL CHAMPIONSHIP

12/27	L, 16-17	at Detroit Lions	54,577
-------	----------	------------------	--------

TEAM STATISTICS

	BROWNS	OPPONENT
Total First Downs	213	206
Rushing	79	89
Passing	122	101
Penalty	12	16
Total Net Yards	4,534	3,575
Avg. Per Game	377.8	297.9
Total Plays	682	763
Avg. Per Play	6.6	4.7
Net Yards Rushing	1,577	1,560
Avg. Per Game	131.4	130.0
Total Rushes	379	374
Net Yards Passing	2,814	2,015
Avg. Per Game	234.5	167.9
Sacked/Yards Lost	0/245	0/256
Gross Yards	3,059	2,271
Attempts/Completions	303/191	389/164
Completion Pct.	63.0%	42.2%
Had Intercepted	9	25
Punts/Avg.	63/43.8	72/40.8
Net Punting Avg.	63/41.3	72/38.3
Penalties/Yards Lost	86/680	40/335
Fumbles/Ball Lost	27/15	25/16
Touchdowns	40	22
Rushing	20	11
Passing	16	10
Returns	4	1

SCORE BY PERIODS	1ST	2ND	3RD	4TH	OT	TOT
Browns	67	121	61	99	0	348
Opponents	31	45	42	44	0	162

SCORING	RU	PA	ST	DF	PAT	2RU	2PA	FG	SAF	TP
Groza, Lou	0	0	0	0	39/40	0	0	23/26	0	108
Renfro, Ray	4	4	1	0	0/0	0	0	0/0	0	54
Lavelli, Dante	0	6	0	0	0/0	0	0	0/0	0	36

PASSING	ATT	CMP	YDS	PCT	AV/AT	TD	TD%	INT	INT%	LG	TKLD	RATNG
Graham, Otto	258	167	2,722*	64.7	10.55	11	4.3	9	3.5	70	0/245	99.7
Ratterman, George	41	23	325	56.1	7.93	4	9.8	0	0.0	45	0/0	114.4
Renfro, Ray	3	1	36	33.3	12.00	1	33.3	0	0.0	36†	0/0	119.4
Jones, Dub	1	0	0	0.0	0.00	0	0.0	0	0.0	0	0/0	39.6
Browns	303	191	3,083	63.0	10.17	16	5.3	9	3.0	70	0/245	102.2
Opponents	389	164	2,271	42.2	5.84	10	2.6	25	6.4	77†	0/256	43.3

* Led NFL

Graham, Otto	6	0	0	0	0/0	0	0	0/0	0	36
Carpenter, K.	3	2	0	0	0/0	0	0	0/0	0	30
Brewster, Dd	0	4	0	0	0/0	0	0	0/0	0	24
Jagade, Harry	4	0	0	0	0/0	0	0	0/0	0	24
Reynolds, Billy	3	0	0	0	0/0	0	0	0/0	0	18
Helluin, F.	0	0	0	1	0/0	0	0	0/0	0	6
James, Tommy	0	0	0	1	0/0	0	0	0/0	0	6
Michaels, Walt	0	0	0	1	0/0	0	0	0/0	0	6
Browns	20	16	1	3	39/40	0	0	23/26	0	348
Opponents	11	10	1	0	20/22	0	0	2/13	2	162

RUSHING	NO	YDS	AVG	LG	TD
Jagade, Harry	86	344	4.0	23	4
Reynolds, Billy	72	313	4.3	16	3
Renfro, Ray	60	352	5.9	58†	4
Carpenter, Ken	46	195	4.2	30	3
Graham, Otto	43	143	3.3	21	6
Motley, Marion	32	161	5.0	34	0
Jones, Dub	31	28	0.9	10	0
Howard, Sherman	7	42	6.0	34	0
Ratterman, George	2	6	3.0	3	0
Gibron, Abe	0	-7	0.0	0	0
Browns	379	1,577	4.2	58†	20
Opponents	374	1,560	4.2	56	11

RECEIVING	NO	YDS	AVG	LG	TD
Lavelli, Dante	45	783	17.4	55†	6
Renfro, Ray	39	722	18.5	70	4
Brewster, Darrel	32	632	19.8	45	4
Jones, Dub	24	373	15.5	58	0
Jagade, Harry	20	193	9.6	37	0
Reynolds, Billy	9	120	13.3	55	0
Carpenter, Ken	9	109	12.1	32	2
Gillom, Horace	7	80	11.4	23	0
Motley, Marion	6	47	7.8	23	0
Browns	191	3,059	16.0	70	16
Opponents	164	2,271	13.8	77†	10

INTERCEPTIONS	NO	YDS	AVG	LG	TD
Lahr, Warren	5	119	23.8	42	0
James, Tommy	5	21	4.2	11	0
Konz, Ken	5	15	3.0	9	0
Gorgal, Ken	4	25	6.3	19	0
Thompson, Tommy	2	13	6.5	8	0
Michaels, Walt	1	34	34.0	34†	1
Catlin, Tom	1	16	16.0	16	0
Howard, Sherman	1	3	3.0	3	0
Ford, Len	1	0	0.0	0	0
Browns	25	246	9.8	42	1
Opponents	9	94	10.4	28†	1

PUNTING	NO	YDS	AVG	IN20	TB	LG	BLK
Gillom, Horace	63	2,760	43.8	0	4	67	0
Browns	63	2,760	43.8	0	4	67	0
Opponents	72	2,934	40.8	0	5	61	0

PUNT RETURNS	NO	FC	YDS	AVG	LG	TD
Reynolds, Billy	18	0	111	6.2	28	0
Renfro, Ray	17	0	53	3.1	16	0
Jones, Dub	1	0	7	7.0	7	0
Konz, Ken	1	0	4	4.0	4	0
Carpenter, Ken	6	0	0	0.0	0	0
Browns	43	0	175	4.1	28	0
Opponents	35	0	156	4.5	17	0

KICKOFF RETURNS	NO	YDS	AVG	LG	TD
Carpenter, Ken	16	367	22.9	40	0
Reynolds, Billy	4	74	18.5	21	0
Motley, Marion	3	60	20.0	22	0
Michaels, Walt	2	40	20.0	22	0
Steinbrunner, Don	1	23	23.0	23	0
Donaldson, Gene	1	7	7.0	7	0
Howard, Sherman	1	6	6.0	6	0
Noll, Chuck	1	2	2.0	2	0
Young, George	1	0	0.0	0	0
Browns	30	579	19.3	40	0
Opponents	46	1,114	24.2	49	0

STAFF

PLAYERS

2017 SEASON

HISTORY

RECORDS

GAME DAY



1954 (9-3)

COACH: Paul Brown

1954 USUAL STARTING LINEUPS

OFFENSE		DEFENSE	
LE 88	Darrel Brewster	LDE 82	Carlton Massey
LT 76	Lou Groza	LDT 72	John Kissell
LG 64	Abe Gibron	MC 74	Mike McCormack
C 52	Frank Gatski	RDT 70	Don Colo
RG 60	H. Bradley, 65 C. Noll	RDE 80	Len Ford
RT 78	John Sandusky	LLB 50	Tom Catlin
RE 86	Dante Lavelli	RLB 34	Walt Michaels
WR 26	R. Renfro, 44 C. Hanulak	LCB 24	Warren Lahr
QB 14	Otto Graham	RCB 20	Don Paul
RB 46	B. Reynolds, 40 D. Jones	LS 15	Ken Gorgal
RB 30	M. Bassett, 32 F. Morrison	RS 42	Ken Konz
			Tommy James

RADIO ANNOUNCERS:
Bill McColgan, Bill Mayer (WGAR 1220 AM)

TELEVISION ANNOUNCERS:
Ken Coleman (WJW-Channel 8)

DATE	RESULT	OPPONENT	ATT
9/26	L, 10-28	at Philadelphia Eagles	26,546
10/10	W, 31-7	Chicago Cardinals	24,101
10/17	L, 27-55	at Pittsburgh Steelers	33,262
10/24	W, 35-3	at Chicago Cardinals	23,823
10/31	W, 24-14	New York Giants	30,448
11/7	W, 62-3	Washington Redskins	25,158
11/14	W, 39-10	at Chicago Bears	48,773
11/21	W, 6-0	Philadelphia Eagles	41,537
11/28	W, 16-7	at New York Giants	45,936
12/5	W, 34-14	at Washington Redskins	21,761
12/12	W, 42-7	Pittsburgh Steelers	28,064
12/19	L, 10-14	Detroit Lions	34,168

NFL CHAMPIONSHIP

12/26	W, 56-10	Detroit Lions	43,827
-------	----------	---------------	--------

TEAM STATISTICS

	BROWNS	OPPONENT
Total First Downs	238	147
Rushing	113	56
Passing	112	73
Penalty	13	18
Total Net Yards	4,238	2,658
Avg. Per Game	353.2	221.5
Total Plays	771	672
Avg. Per Play	5.5	4.0
Net Yards Rushing	1,793	1,050
Avg. Per Game	149.4	87.5
Total Rushes	476	372
Net Yards Passing	2,331	1,608
Avg. Per Game	194.3	134.0
Sacked/Yards Lost	0/226	0/176
Gross Yards	2,557	1,784
Attempts/Completions	295/174	300/126
Completion Pct.	59.0%	42.0%
Had Intercepted	22	23
Punts/Avg.	52/42.9	84/40.1
Net Punting Avg.	52/40.4	84/36.3
Penalties/Yards Lost	83/796	58/608
Fumbles/Ball Lost	25/17	26/19
Touchdowns	41	22
Rushing	23	4
Passing	14	15
Returns	4	3

SCORE BY PERIODS	1ST	2ND	3RD	4TH	OT	TOT
Browns	92	95	88	61	0	336
Opponents	17	54	42	49	0	162

SCORING	RU	PA	ST	DF	PAT	2RU	2PA	FG	SAF	TP
Groza, Lou	0	0	0	0	37/38	0	0	16/24	0	85
Graham, Otto	8	0	0	0	0/0	0	0	0/0	0	48
Lavelli, Dante	0	7	0	0	0/0	0	0	0/0	0	42
Bassett, M.	6	0	0	0	0/0	0	0	0/0	0	36

Brewster, D.	0	4	0	0	0/0	0	0	0/0	0	24
Hanulak, Chet	4	0	0	0	0/0	0	0	0/0	0	24
Konz, Ken	0	0	2	3/3	0	0	0	0/0	0	15
Jones, Dub	0	2	0	0	0/0	0	0	0/0	0	12
Reynolds, Billy	2	0	0	0	0/0	0	0	0/0	0	12
Morrison, Fred	2	0	0	0	0/0	0	0	0/0	0	12
Renfro, Ray	0	1	0	0	0/0	0	0	0/0	0	6
Lahr, Warren	0	0	1	0/0	0	0	0	0/0	0	6
Ratterman, George	1	0	0	0	0/0	0	0	0/0	0	6
Gorgal, Ken	0	0	0	1	0/0	0	0	0/0	0	6
Ford, Len	0	0	0	0	0/0	0	0	0/0	0	1
Browns	23	14	0	4	40/41	0	0	16/24	1	336
Opponents	4	15	3	0	21/22	0	0	3/9	0	162

RUSHING	NO	YDS	AVG	LG	TD
Bassett, Maurice	144	588	4.1	22	6
Reynolds, Billy	64	180	2.8	33	2
Graham, Otto	63	114	1.8	14	8
Hanulak, Chet	59	296	5.0	24	4
Morrison, Fred	54	234	4.3	26	2
Jones, Dub	51	231	4.5	24	0
Renfro, Ray	29	151	5.2	35	0
Ratterman, George	8	-13	-1.6	2	1
Lahr, Warren	3	18	6.0	14	0
James, Tommy	1	-6	-6.0	-6	0
Browns	476	1,793	3.8	35	23
Opponents	372	1,050	2.8	47	4

RECEIVING	NO	YDS	AVG	LG	TD
Lavelli, Dante	47	802	17.1	64	7
Brewster, Darrel	42	676	16.1	57	4
Bassett, Maurice	20	205	10.3	33	0
Jones, Dub	19	347	18.3	48t	2
Renfro, Ray	13	228	17.5	64t	1
Morrison, Fred	12	81	6.8	16	0
Reynolds, Billy	10	76	7.6	22	0
Hanulak, Chet	6	80	13.3	22	0
Gillom, Horace	5	62	12.4	24	0
Browns	174	2,557	14.7	64t	14
Opponents	126	1,784	14.2	83t	15

INTERCEPTIONS	NO	YDS	AVG	LG	TD
Konz, Ken	7	133	19.0	54t	2
Lahr, Warren	5	44	8.8	27t	1
James, Tommy	4	57	14.3	36	0
Paul, Don	3	42	14.0	23	0
Gorgal, Ken	1	53	53.0	53t	1
Michaels, Walt	1	20	20.0	20	0
McCormack, Mike	1	14	14.0	14	0
Catlin, Tom	1	6	6.0	6	0
Browns	23	369	16.0	54t	4
Opponents	22	368	16.7	81t	2

PUNTING	NO	YDS	AVG	IN20	TB	LG	BLK
Gillom, Horace	52	2,230	42.9	0	4	80	0
Browns	52	2,230	42.9	0	4	80	0
Opponents	84	3,371	40.1	0	2	70	0

PUNT RETURNS	NO	FC	YDS	AVG	LG	TD
Reynolds, Billy	25	0	138	5.5	39	0
Hanulak, Chet	27	0	92	3.4	43	0
Paul, Don	1	0	57	57.0	57	0
Konz, Ken	7	0	37	5.3	13	0
Gorgal, Ken	1	0	0	0.0	0	0
Browns	61	0	324	5.3	57	0
Opponents	38	0	128	3.4	48t	1

KICKOFF RETURNS	NO	YDS	AVG	LG	TD
Reynolds, Billy	14	413	29.5*	51	0
Hanulak, Chet	9	213	23.7	30	0
Konz, Ken	2	53	26.5	28	0
Paul, Don	1	31	31.0	31	0
Renfro, Ray	1	24	24.0	24	0
Bassett, Maurice	1	20	20.0	20	0
Gorgal, Ken	1	11	11.0	11	0
Massey, Carlton	1	10	10.0	10	0
Morrison, Fred	1	8	8.0	8	0
Browns	31	783	25.3	51	0
Opponents	51	1,064	20.9	50	0

PASSING	ATT	CMP	YDS	PCT	AVI/AT	TD	TD%	INT	INT%	LG	TKLD	RATING
Graham, Otto	240	142	2,092	59.2	8.72	11	4.6	17	7.1	64t	0/197	73.5
Ratterman, George	53	32	465	60.4	8.77	3	5.7	3	5.7	48t	0/18	84.2
Renfro, Ray	1	0	0	0.0	0.00	0	0.0	1	100.0	0	0/0	0.0
Lahr, Warren	1	0	0	0.0	0.00	0	0.0	1	100.0	0	0/0	0.0
Jones, Dub	0	0	0	0.0	0.00	0	0.0	0	0.0	0	0/11	39.6
Browns	295	174	2,557	59.0	8.67	14	4.7	22	7.5	64t	0/226	72.1
Opponents	300	126	1,784	42.0	5.95	15	5.0	23	7.7	83t	0/176	46.6

* Led NFL



1955 (9-2-1)

COACH: Paul Brown

1955 USUAL STARTING LINEUPS

OFFENSE		DEFENSE	
LE 88	Darrel Brewster	LDE 82	Carlton Massey
LT 76	Lou Groza	LDT 72	John Kissell
LG 64	Abe Gbron	MG 79	Bob Gain
C 52	Frank Gatski	RTD 70	Don Colo
RG 60	Harold Bradley	RDE 80	Len Ford
RT 74	Mike McCormack	LLB 65	Chuck Noll
RE 86	Dante Lavelli	RLB 34	Walt Michaels
WR 26	Ray Renfro	LCB 24	Warren Lahr
QB 14	Otto Graham	RCB 20	Don Paul
RB 32	F. Morrison, 40 D. Jones	LS 22	Ken Konz
RB 36	Ed Modzelewski	RS 42	Tommy James
	30 Maurice Bassett		

RADIO ANNOUNCERS:

Bill McColgan, Jim Graner (WTAM 1100 AM)

TELEVISION ANNOUNCERS:

Ken Coleman (WJW-Channel 8)

DATE	RESULT	OPPONENT	ATT
9/25	L, 17-27	Washington Redskins	30,041
10/2	W, 38-3	at San Francisco 49ers	46,150
10/9	W, 21-17	Philadelphia Eagles	43,974
10/16	W, 24-14	at Washington Redskins	29,168
10/23	W, 41-10	Green Bay Packers	51,482
10/30	W, 26-20	at Chicago Cardinals	29,471
11/6	W, 24-14	New York Giants	46,524
11/13	L, 17-33	at Philadelphia Eagles	39,303
11/20	W, 41-14	Pittsburgh Steelers	53,509
11/27	T, 35-35	at New York Giants	45,699
12/4	W, 30-7	at Pittsburgh Steelers	31,101
12/11	W, 35-24	Chicago Cardinals	25,914
NFL CHAMPIONSHIP			
12/26	W, 38-14	at Los Angeles Rams	87,695

TEAM STATISTICS	BROWNS	OPPONENT
Total First Downs	224	171
Rushing	111	65
Passing	98	83
Penalty	15	23
Total Net Yards	3,978	2,841
Avg. Per Game	331.5	236.8
Total Plays	768	674
Avg. Per Play	5.2	4.2
Net Yards Rushing	2,020	1,189
Avg. Per Game	168.3	99.1
Total Rushes	536	351
Net Yards Passing	1,950	1,652
Avg. Per Game	162.5	137.7
Sacked/Yards Lost	0/275	0/123
Gross Yards	2,225	1,775
Attempts/Completions	234/130	323/126
Completion Pct.	55.6%	39.0%
Had Intercepted	11	25
Punts/Avg.	58/41.2	71/39.2
Net Punting Avg.	58/38.0	71/34.4
Penalties/Yards Lost	64/603	58/560
Fumbles/Ball Lost	27/17	21/15
Touchdowns	45	29
Rushing	20	9
Passing	21	15
Returns	4	5

SCORE BY PERIODS	1ST	2ND	3RD	4TH	OT	TOT
Browns	72	96	91	90	0	— 349
Opponents	46	67	39	66	0	— 218

SCORING	RU	PA	ST	DF	PAT	2RU	2PA	FG	SAF	TP
Groza, Lou	0	0	0	0	44/45	0	0	11/22	0	77
Modzelewski, E.	6	2	0	0	0/0	0	0	0/0	0	48
Renfro, Ray	0	8	0	0	0/0	0	0	0/0	0	48
Brewster, D.	0	6	0	0	0/0	0	0	0/0	0	36

PASSING	ATT	CMP	YDS	PCT	AV/AT	TD	TD%	INT	INT%	LG	TKLD	RATING
Graham, Otto	185	98	1,721*	53.0	9.30	15	8.1	8	4.3	61t	0/241	94.0
Ratterman, George	47	32	504	68.1	10.72	6	12.8	3	6.4	35	0/34	116.5
Renfro, Ray	2	0	0	0.0	0.00	0	0.0	0	0.0	0	0/0	39.6
Browns	234	130	2,225	55.6	9.51	21	9.0	11	4.7	61t	0/275	98.3
Opponents	323	126	1,775	39.0	5.50	15	4.6	25	7.7	71t	0/123	40.7

* Led NFL

Graham, Otto	6	0	0	0	0/0	0	0	0	0/0	0	36
Lavelli, Dante	0	4	0	0	0/0	0	0	0	0/0	0	24
Bassett, M.	3	0	0	0	0/0	0	0	0	0/0	0	18
Morrison, Fred	3	0	0	0	0/0	0	0	0	0/0	0	18
Noll, Chuck	0	0	0	1	0/0	0	0	0	0/0	1	8
Jones, Dub	0	1	0	0	0/0	0	0	0	0/0	0	6
Smith, Robert	1	0	0	0	0/0	0	0	0	0/0	0	6
Konz, Ken	0	0	0	1	0/0	0	0	0	0/0	0	6
Paul, Don	0	0	1	0	0/0	0	0	0	0/0	0	6
Ratterman, G.	1	0	0	0	0/0	0	0	0	0/0	0	6
Michaels, W.	0	0	0	1	0/0	0	0	0	0/0	0	6
Browns	20	21	1	3	44/45	0	0	0	11/22	1	349
Opponents	9	15	5	0	23/29	0	0	0	7/15	0	218

RUSHING	NO	YDS	AVG	LG	TD
Modzelewski, Ed	185	619	3.3	25	6
Morrison, Fred	156	824	5.3	56	3
Graham, Otto	68	141	2.1	36	6
Bassett, Maurice	38	174	4.6	30t	3
Smith, Robert	37	142	3.8	31t	1
Renfro, Ray	29	90	3.1	14	0
Jones, Dub	10	44	4.4	13	0
Ratterman, George	6	8	1.3	10	1
Petitbon, John	3	10	3.3	7	0
Ford, Henry	2	1	0.5	1	0
James, Tommy	1	2	2.0	2	0
Gillom, Horace	1	-15	-15.0	-15	0
Browns	536	2,040	3.8	56	20
Opponents	351	1,189	3.4	38	9

RECEIVING	NO	YDS	AVG	LG	TD
Brewster, Darrel	34	622	18.3	41t	6
Lavelli, Dante	31	492	15.9	49	4
Renfro, Ray	29	603	20.8	61t	8
Modzelewski, Ed	13	113	8.7	28t	2
Morrison, Fred	9	185	20.6	49	0
Bassett, Maurice	9	83	9.2	25	0
Jones, Dub	3	115	38.3	46	1
Smith, Robert	2	12	6.0	10	0
Browns	130	2,225	17.1	61t	21
Opponents	126	1,775	14.1	71t	15

INTERCEPTIONS	NO	YDS	AVG	LG	TD
Noll, Chuck	5	74	14.8	24	1
Lahr, Warren	5	52	10.4	24	0
Konz, Ken	5	32	6.4	15t	1
Paul, Don	4	49	12.3	19	0
James, Tommy	2	20	10.0	16	0
Petitbon, John	2	11	5.5	7	0
Michaels, Walt	1	25	25.0	25t	1
Massey, Carlton	1	24	24.0	24	0
Browns	25	287	11.5	25t	3
Opponents	11	181	16.5	40t	1

PUNTING	NO	YDS	AVG	IN20	TB	LG	BLK
Gillom, Horace	58	2,389	41.2	0	6	56	3
Browns	58	2,389	41.2	0	6	56	3
Opponents	71	2,781	39.2	0	2	63	1

PUNT RETURNS	NO	FC	YDS	AVG	LG	TD
Paul, Don	19	0	148	7.8	60t	1
Konz, Ken	17	0	138	8.1	42	0
White, Bob	2	0	28	14.0	28	0
Ford, Henry	4	0	15	3.8	7	0
Smith, Robert	1	0	5	5.0	5	0
Renfro, Ray	1	0	3	3.0	3	0
Browns	44	0	337	7.7	60t	1
Opponents	37	0	186	5.0	78t	1

KICKOFF RETURNS	NO	YDS	AVG	LG	TD
Smith, Robert	13	320	24.6	47	0
White, Bob	10	258	25.8	44	0
Bassett, Maurice	7	151	21.6	31	0
Paul, Don	5	109	21.8	26	0
Konz, Ken	3	66	22.0	23	0
Michaels, Walt	3	45	15.0	27	0
Browns	41	949	23.1	47	0
Opponents	50	1,220	24.4	100t	1

STAFF

PLAYERS

2017 SEASON

HISTORY

RECORDS

GAME DAY



1956 (5-7)

COACH: Paul Brown

1956 USUAL STARTING LINEUPS

OFFENSE

LE	88	Darrel Brewster
LT	76	Lou Groza
LG	64	Abe Gibron
C	52	Frank Gatski
RG	62	H. Forester, 60 H. Bradley
RT	74	Mike McCormack
RE	86	Dante Lavelli
WR	26	Ray Renfro
QB	16	George Ratterman
	18	Vito Parilli
RB	32	Fred Morrison
	40	Preston Carpenter
RB	36	Ed Modzelewski
	30	Maurice Bassett

DEFENSE

LDE	82	Carlton Massey
	79	Bob Gain
LDT	72	John Kissell
RDT	79	B. Gain, 70 D. Colo
RDE	80	Len Ford
LLB	65	Chuck Noll
MLB	34	Walt Michaels
RLB	35	Galen Fiss
	34	Walt Michaels
LCB	24	Warren Lahr
RCB	20	Don Paul
LS	22	Ken Konz
RS	44	John Pettibon

RADIO ANNOUNCERS:

Bill McColgan, Jim Graner (WGAR 1220 AM)

TELEVISION ANNOUNCERS:

Ken Coleman, Otto Graham (WJW-Channel 8)

DATE	RESULT	OPPONENT	ATT
9/30	L, 7-9	at Chicago Cardinals	20,966
10/6	W, 14-10	at Pittsburgh Steelers	35,398
10/14	L, 9-21	New York Giants	60,042
10/21	L, 9-20	at Washington Redskins	23,332
10/28	L, 16-24	Pittsburgh Steelers	50,358
11/4	W, 24-7	at Green Bay Packers	28,590
11/11	L, 7-21	Baltimore Colts	42,404
11/18	W, 16-0	at Philadelphia Eagles	25,894
11/25	L, 17-20	Washington Redskins	22,878
12/2	W, 17-14	Philadelphia Eagles	20,645
12/9	W, 24-7	at New York Giants	27,707
12/16	L, 7-24	Chicago Cardinals	25,312

TEAM STATISTICS

	BROWNS	OPPONENT
Total First Downs	173	188
Rushing	94	108
Passing	63	62
Penalty	16	18
Total Net Yards	3,310	3,135
Avg. Per Game	275.8	261.3
Total Plays	744	689
Avg. Per Play	4.4	4.6
Net Yards Rushing	1,817	2,032
Avg. Per Game	151.4	169.3
Total Rushes	466	463
Net Yards Passing	1,175	1,103
Avg. Per Game	97.9	91.9
Sacked/Yards Lost	0/183	0/112
Gross Yards	1,358	1,215
Attempts/Completions	202/105	226/107
Completion Pct.	52.0%	47.3%
Had Intercepted	18	18
Punts/Avg.	50/41.9	59/40.7
Net Punting Avg.	50/39.2	59/35.3
Penalties/Yards Lost	52/457	61/529
Fumbles/Ball Lost	18/12	11/8
Touchdowns	19	21
Rushing	8	13
Passing	8	7
Returns	3	1

SCORE BY PERIODS

	1ST	2ND	3RD	4TH	OT	TOT
Browns	65	54	14	34	0	167
Opponents	24	69	30	54	0	177

SCORING

	RU	PA	ST	DF	PAT	2RU	2PA	FG	SAF	TP
Groza, Lou	0	0	0	0	18/18	0	0	11/20	0	51
Renfro, Ray	0	4	0	0	0/0	0	0	0/0	0	24

PASSING	ATT	CMP	YDS	PCT	AVI/AT	TD	TD%	INT	INT%	LG	TKLD	RATING
O'Connell, Tom	96	42	551	43.8	5.74	4	4.2	8	8.3	62	0/41	41.6
Parilli, Vito	49	24	409	49.0	8.35	3	6.1	7	14.3	68t	0/63	58.5
Ratterman, George	57	39	398	68.4	6.98	1	1.8	3	5.3	46t	0/79	72.1
Browns	202	105	1,358	52.0	6.72	8	4.0	18	8.9	68t	0/183	49.5
Opponents	226	107	1,215	47.3	5.38	7	3.1	18	8.0	75t	0/112	41.1

Morrison, Fred	1	1	0	0	0/0	0	0	0/0	0	12
Modzelewski, Ed	2	0	0	0	0/0	0	0	0/0	0	12
Bassett, M.	1	1	0	0	0/0	0	0	0/0	0	12
O'Connell, Tom	2	0	0	0	0/0	0	0	0/0	0	12
Ratterman, George	1	0	0	0	0/0	0	0	0/0	0	6
Paul, Don	0	0	0	1	0/0	0	0	0/0	0	6
Konz, Ken	0	0	1	0	0/0	0	0	0/0	0	6
Kinard, Billy	1	0	0	0	0/0	0	0	0/0	0	6
Noll, Chuck	0	0	0	1	0/0	0	0	0/0	0	6
Lavelli, Dante	0	1	0	0	0/0	0	0	0/0	0	6
Brewster, Darrel	0	1	0	0	0/0	0	0	0/0	0	6
Wren, Junior	0	0	0	0	0/0	0	0	0/0	1	2
Team	0	0	0	0	0/1	0	0	0/0	0	0
Browns	8	8	1	2	18/19	0	0	11/20	1	167
Opponents	13	7	1	0	21/21	0	0	10/18	0	177

RUSHING

	NO	YDS	AVG	LG	TD
Carpenter, Preston	188	756	4.0	30	0
Modzelewski, Ed	96	413	4.3	23	2
Morrison, Fred	83	340	4.1	41	1
Bassett, Maurice	41	129	3.1	12	1
O'Connell, Tom	24	40	1.7	11	2
Parilli, Vito	18	65	3.6	19	0
Ratterman, George	7	9	1.3	5	1
Renfro, Ray	4	24	6.0	10	0
Smith, Jim Ray	2	10	5.0	7	0
Quinlan, Volney	2	4	2.0	3	0
Kinard, Billy	1	27	27.0	27t	1
Browns	466	1,817	3.9	41	8
Opponents	463	2,032	4.4	70t	13

RECEIVING

	NO	YDS	AVG	LG	TD
Brewster, Darrel	28	417	14.9	41	1
Lavelli, Dante	20	344	17.2	68t	1
Renfro, Ray	17	325	19.1	46t	4
Carpenter, Preston	16	124	7.8	34	0
Modzelewski, Ed	10	27	2.7	6	0
Morrison, Fred	6	29	4.8	10	1
Quinlan, Volney	4	63	15.8	31	0
Bassett, Maurice	4	29	7.3	31t	1
Browns	105	1,358	12.9	68t	8
Opponents	107	1,215	11.4	75t	7

INTERCEPTIONS

	NO	YDS	AVG	LG	TD
Paul, Don	7	190	27.1	42	1
Konz, Ken	4	34	8.5	28	0
Lahr, Warren	3	33	11.0	18	0
Noll, Chuck	1	13	13.0	13	0
Fiss, Galen	1	4	4.0	4	0
Colo, Don	1	0	0.0	0	0
Wren, Junior	1	0	0.0	0	0
Browns	18	274	15.2	42	1
Opponents	18	279	15.5	38	0

PUNTING

	NO	YDS	AVG	IN20	TB	LG	BLK
Morrison, Fred	38	1,561	41.1	0	7	70	0
Gillom, Horace	12	536	44.7	0	0	53	0
Browns	50	2,097	41.9	0	7	70	0
Opponents	59	2,400	40.7	0	4	57	0

PUNT RETURNS

	NO	FC	YDS	AVG	LG	TD
Konz, Ken	13	0	187	14.4*	65t	1
Paul, Don	17	0	103	6.1	17	0
Carpenter, Preston	1	0	18	18.0	18	0
Quinlan, Volney	10	0	9	0.9	5	0
Browns	41	0	317	7.7	65t	1
Opponents	26	0	137	5.3	31	0

KICKOFF RETURNS

	NO	YDS	AVG	LG	TD
Carpenter, Preston	15	381	25.4	42	0
Quinlan, Volney	9	219	24.3	50	0
Kinard, Billy	7	196	28.0	56	0
Morrison, Fred	1	17	17.0	17	0
Smith, Jim Ray	1	14	14.0	14	0
Weber, Charles	1	3	3.0	3	0
Browns	34	830	24.4	56	0
Opponents	33	819	24.8	57	0

* Led NFL

STAFF
PLAYERS
2017 SEASON
HISTORY
RECORDS
GAME DAY



1957 (9-2-1)

COACH: Paul Brown

1957 USUAL STARTING LINEUPS

OFFENSE

LE 88	Darrel Brewster
LT 76	Lou Groza
LG 62	H. Forester, 64 J. R. Smith
C 56	Art Hunter
RG 60	H. Bradley, 63 F. Robinson
RT 74	Mike McCormack
RE 40	Preston Carpenter
WR 26	Ray Renfro
QB 15	T. O'Connell, 16 M. Plum
RB 48	M. Campbell, 30 L. Carpenter
RB 32	Jim Brown

DEFENSE

LDE 84	Bill Quinlan
LDT 79	Bob Gain
RDT 70	Don Colo
RDE 80	Len Ford
LLB 65	Chuck Noll
MLB 50	Vince Costello
RLB 34	Walt Michaels
LCB 24	Warren Lahr
RCB 20	Don Paul
LS 22	Ken Konz
RS 42	Junior Wren

RADIO ANNOUNCERS:

Bill McColgan, Jim Graner (WGAR 1220 AM)

TELEVISION ANNOUNCERS:

Ken Coleman, Jimmy Dudley (WJW-Channel 8)

DATE	RESULT	OPPONENT	ATT
9/29	W, 6-3	New York Giants	58,095
10/5	W, 23-12	at Pittsburgh Steelers	35,570
10/13	W, 24-7	Philadelphia Eagles	53,493
10/20	L, 7-17	at Philadelphia Eagles	22,443
10/27	W, 17-7	at Chicago Cardinals	26,341
11/3	W, 21-17	Washington Redskins	52,936
11/10	W, 24-0	Pittsburgh Steelers	53,709
11/17	T, 30-30	at Washington Redskins	27,722
11/24	W, 45-31	Los Angeles Rams	65,407
12/1	W, 31-0	Chicago Cardinals	40,525
12/8	L, 7-20	at Detroit Lions	55,814
12/15	W, 34-28	at New York Giants	54,294

NFL CHAMPIONSHIP

12/29	L, 14-59	at Detroit Lions	55,263
-------	----------	------------------	--------

TEAM STATISTICS

	BROWNS	OPPONENT
Total First Downs	180	164
Rushing	93	79
Passing	76	66
Penalty	11	19
Total Net Yards	3,670	2,802
Avg. Per Game	305.8	233.5
Total Plays	696	638
Avg. Per Play	5.3	4.4
Net Yards Rushing	1,958	1,502
Avg. Per Game	163.2	125.2
Total Rushes	501	396
Net Yards Passing	1,712	1,300
Avg. Per Game	142.7	108.3
Sacked/Yards Lost	0/161	0/211
Gross Yards	1,873	1,511
Attempts/Completions	195/108	242/105
Completion Pct.	55.4%	43.4%
Had Intercepted	14	19
Punts/Avg.	61/39.3	72/41.8
Net Punting Avg.	61/34.1	72/38.5
Penalties/Yards Lost	66/597	42/412
Fumbles/Ball Lost	19/10	20/12
Touchdowns	32	22
Rushing	19	11
Passing	12	8
Returns	1	3

SCORE BY PERIODS

	1ST	2ND	3RD	4TH	OT	TOT
Browns	54	60	76	79	0	— 269
Opponents	27	57	30	58	0	— 172

SCORING

	RU	PA	ST	DF	PAT	2RU	2PA	FG	SAF	TP
Groza, Lou	0	0	0	0	32/32	0	0	15/22	0	77*
Brown, Jim	9	1	0	0	0/0	0	0	0/0	0	60

PASSING	ATT	CMP	YDS	PCT	AV/AT
O'Connell, Tom	110	63	1,229*	57.3	11.17
Plum, Milt	76	41	590	53.9	7.76
Hanulak, Chet	2	1	32	50.0	16.00
Borton, John	6	3	22	50.0	3.67
Campbell, Milton	1	0	0	0.0	0.00
Browns	195	108	1,873	55.4	9.61
Opponents	242	105	1,511	43.4	6.24

Renfro, Ray	0	6	0	0	0/0	0	0	0/0	0	36
Carpenter, L.	4	0	0	0	0/0	0	0	0/0	0	24
Hanulak, Chet	3	0	0	0	0/0	0	0	0/0	0	18
Carpenter, P.	1	2	0	0	0/0	0	0	0/0	0	18
Brewster, D.	0	2	0	0	0/0	0	0	0/0	0	12
Campbell, M.	0	1	0	0	0/0	0	0	0/0	0	6
Reynolds, Billy	1	0	0	0	0/0	0	0	0/0	0	6
Paul, Don	0	0	0	1	0/0	0	0	0/0	0	6
O'Connell, Tom	1	0	0	0	0/0	0	0	0/0	0	6
Browns	19	12	0	1	32/32	0	0	0	15/22	0 269
Opponents	11	8	3	0	19/22	0	0	0	7/14	0 172

RUSHING	NO	YDS	AVG	LG	TD
Brown, Jim	202	942*	4.7	69†	9
Hanulak, Chet	125	375	3.0	64†	3
Carpenter, Lew	83	315	3.8	55	4
Reynolds, Billy	29	57	2.0	8	1
Plum, Milt	26	118	4.5	30	0
O'Connell, Tom	14	5	0.4	7	1
Modzelewski, Ed	10	21	2.1	5	0
Campbell, Milton	7	23	3.3	14	0
Carpenter, Preston	3	86	28.7	39	1
Renfro, Ray	2	22	11.0	16	0
McCormack, Mike	0	4	0.0	4	0
Browns	501	1,968	3.9	69†	19
Opponents	396	1,502	3.8	59	11

RECEIVING	NO	YDS	AVG	LG	TD
Brewster, Darrel	30	614	20.5	56	2
Carpenter, Preston	27	398	14.7	33	2
Renfro, Ray	21	589	28.0	65†	6
Brown, Jim	16	55	3.4	12	1
Carpenter, Lew	5	65	13.0	21	0
Clarke, Frank	4	77	19.3	43	0
Hanulak, Chet	3	38	12.7	19	0
Campbell, Milton	1	25	25.0	25†	1
Reynolds, Billy	1	12	12.0	12	0
Browns	108	1,873	17.3	65†	12
Opponents	105	1,511	14.4	63	8

INTERCEPTIONS	NO	YDS	AVG	LG	TD
Paul, Don	4	28	7.0	12	0
Konz, Ken	4	20	5.0	16	0
Freeman, Bob	3	46	15.3	25	0
Wren, Junior	2	73	36.5	43	0
Costello, Vince	2	19	9.5	12	0
Lahr, Warren	2	12	6.0	10	0
Fiss, Galen	1	15	15.0	15	0
Michaels, Walt	1	10	10.0	6	0
Browns	19	223	11.7	43	0
Opponents	14	141	10.1	65†	1

PUNTING	NO	YDS	AVG	IN20	TB	LG	BLK
Konz, Ken	61	2,396	39.3	0	3	63	1
Browns	61	2,396	39.3	0	3	63	1
Opponents	72	3,006	41.8	0	1	63	0

PUNT RETURNS	NO	FC	YDS	AVG	LG	TD
Reynolds, Billy	24	0	114	4.8	23	0
Paul, Don	9	0	75	8.3	32	0
Hanulak, Chet	11	0	29	2.6	11	0
Konz, Ken	3	0	13	4.3	7	0
Robinson, Fred	1	0	0	0.0	0	0
Browns	48	0	231	4.8	32	0
Opponents	47	0	315	6.7	58†	1

KICKOFF RETURNS	NO	YDS	AVG	LG	TD
Campbell, Milton	11	263	23.9	36	0
Reynolds, Billy	7	152	21.7	29	0
Brown, Jim	6	136	22.7	29	0
Modzelewski, Ed	5	74	14.8	18	0
Clarke, Frank	2	22	11.0	13	0
Carpenter, Lew	1	24	24.0	24	0
Freeman, Bob	1	15	15.0	15	0
Browns	33	686	20.8	36	0
Opponents	42	917	21.8	50	0

* Led NFL
† Tied NFL Lead



1958 (9-3)

COACH: Paul Brown

1958 USUAL STARTING LINEUPS

OFFENSE

LE 88	D. Brewster, 82 F. Clarke
LT 76	Lou Groza
LG 64	Jim Ray Smith
C 56	Art Hunter
RG 65	Chuck Noll
RT 74	Mike McCormack
78	Willie McClung
RE 40	Preston Carpenter
WR 26	Ray Renfro
QB 16	Milt Plum
RB 49	Bobby Mitchell
30	Low Carpenter
RB 32	Jim Brown

DEFENSE

LDE 86	Paul Wiggin
89	Willie Davis
LDT 79	Bob Gain
RDT 70	Don Colo
RDE 84	Bill Quinlan
89	Willie Davis
LLB 35	Galen Fiss
MLB 50	Vinco Costello
RLB 34	Walt Michaels
LCB 24	Warren Lahr
18	Bob Freeman
RCB 20	Don Paul
LS 22	Ken Konz
RS 42	Junior Wren

RADIO ANNOUNCERS:
Bill McColgan, Jim Graner (WGAR 1220 AM)

TELEVISION ANNOUNCERS:
Ken Coleman, Jimmy Dudley (WJW-Channel 8)

DATE	RESULT	OPPONENT	ATT
9/28	W, 30-27	at Los Angeles Rams	69,993
10/5	W, 45-12	at Pittsburgh Steelers	31,130
10/12	W, 35-28	Chicago Cardinals	65,403
10/19	W, 27-10	Pittsburgh Steelers	66,852
10/26	W, 38-24	at Chicago Cardinals	30,933
11/2	L, 17-21	New York Giants	78,404
11/9	L, 10-30	Detroit Lions	75,563
11/16	W, 20-10	at Washington Redskins	32,372
11/23	W, 28-14	Philadelphia Eagles	51,319
11/30	W, 21-14	Washington Redskins	33,240
12/7	W, 21-14	at Philadelphia Eagles	36,773
12/14	L, 10-13	at New York Giants	63,192

PLAYOFFS

12/21	L 0-10	at New York Giants	61,174
-------	--------	--------------------	--------

TEAM STATISTICS

	BROWNS	OPPONENT
Total First Downs	206	201
Rushing	127	82
Passing	71	104
Penalty	8	15
Total Net Yards	4,107	3,660
Avg. Per Game	342.3	305.0
Total Plays	681	681
Avg. Per Play	6.0	5.4
Net Yards Rushing	2,526	1,448
Avg. Per Game	210.5	120.7
Total Rushes	475	369
Net Yards Passing	1,581	2,212
Avg. Per Game	131.8	184.3
Sacked/Yards Lost	0/177	0/175
Gross Yards	1,758	2,387
Attempts/Completions	206/110	312/162
Completion Pct.	53.4%	51.9%
Had Intercepted	14	16
Punts/Avg.	51/41.2	55/42.7
Net Punting Avg.	51/39.3	55/36.9
Penalties/Yards Lost	59/554	37/347
Fumbles/Ball Lost	14/8	27/18
Touchdowns	40	26
Rushing	24	6
Passing	12	20
Returns	4	0

SCORE BY PERIODS

	1ST	2ND	3RD	4TH	OT	TOT
Browns	90	82	42	88	0	302
Opponents	41	89	48	39	0	217

PASSING	ATT	CMP	YDS	PCT	AV/AT	TD	TD%	INT	INT%	LG	TKLD	RATING
Plum, Milt	189	102	1,619	54.0	8.57	11	5.8	11	5.8	74	0/145	77.9
Ninowski, Jim	17	8	139	47.1	8.18	1	5.9	3	17.6	34	0/32	55.4
Browns	206	110	1,758	53.4	8.53	12	5.8	14	6.8	74	0/177	73.2
Opponents	312	162	2,387	51.9	7.65	20	6.4	16	5.1	91t	0/175	77.2

SCORING	RU	PA	ST	DF	PAT	2RU	2PA	FG	SAF	TP
Brown, Jim	17	1	0	0	0/0	0	0	0/0	0	108*
Groza, Lou	0	0	0	0	36/38	0	0	8/19	0	60
Mitchell, Bobby	1	3	2	0	0/0	0	0	0/0	0	36
Renfro, Ray	0	6	0	0	0/0	0	0	0/0	0	36
Plum, Milt	4	0	0	0	2/2	0	0	0/0	0	26
Carpenter, Larry	2	0	0	0	0/0	0	0	0/0	0	12
Brewster, Darrel	0	1	0	0	0/0	0	0	0/0	0	6
Bolden, Leroy	0	0	1	0	0/0	0	0	0/0	0	6
Carpenter, Preston	0	1	0	0	0/0	0	0	0/0	0	6
Konz, Ken	0	0	0	1	0/0	0	0	0/0	0	6
Browns	24	12	3	1	38/40	0	0	8/19	0	302
Opponents	6	20	0	0	26/26	0	0	11/23	1	217

RUSHING	NO	YDS	AVG	LG	TD
Brown, Jim	257	1,527*	5.9	65t	17*
Mitchell, Bobby	80	500	6.3	63t	1
Carpenter, Lew	73	308	4.2	30	2
Plum, Milt	37	127	3.4	22	4
Bolden, Leroy	15	55	3.7	15	0
Renfro, Ray	3	17	5.7	12	0
Modzelewski, Ed	3	8	2.7	3	0
Carpenter, Preston	3	2	0.7	22	0
Freeman, Bob	2	1	0.5	9	0
Ninowski, Jim	2	1	0.5	7	0
Browns	475	2,546	5.4	65t	24
Opponents	369	1,448	3.9	40	6

RECEIVING	NO	YDS	AVG	LG	TD
Carpenter, Preston	29	474	16.3	74	1
Renfro, Ray	24	573	23.9	52	6
Brewster, Darrel	16	294	18.4	38	1
Brown, Jim	16	138	8.6	46	1
Mitchell, Bobby	16	131	8.2	25	3
Carpenter, Lew	5	47	9.4	18	0
Clarke, Frank	3	91	30.3	34	0
Modzelewski, Ed	1	10	10.0	10	0
Browns	110	1,758	16.0	74	12
Opponents	162	2,387	14.7	91t	20

INTERCEPTIONS	NO	YDS	AVG	LG	TD
Konz, Ken	4	123	30.8	46t	1
Paul, Don	4	80	20.0	36	0
Wren, Junior	3	36	12.0	29	0
Freeman, Bob	3	21	7.0	19	0
Lahr, Warren	1	25	25.0	25	0
Shofner, Jim	1	0	0.0	0	0
Browns	16	285	17.8	46t	1
Opponents	14	134	9.6	31	0

PUNTING	NO	YDS	AVG	IN20	TB	LG	BLK
Deschaine, Dick	50	2,063	41.3	0	1	63	0
Wren, Junior	1	38	38.0	0	0	38	0
Browns	51	2,101	41.2	0	1	63	0
Opponents	55	2,349	42.7	0	1	63	0

PUNT RETURNS	NO	FC	YDS	AVG	LG	TD
Mitchell, Bobby	14	0	165	11.8	68t	1
Konz, Ken	18	0	143	7.9	38	0
Shofner, Jim	4	0	10	2.5	10	0
Paul, Don	2	0	0	0.0	0	0
Wren, Junior	1	0	0	0.0	0	0
Browns	39	0	318	8.2	68t	1
Opponents	38	0	95	2.5	23	0

KICKOFF RETURNS	NO	YDS	AVG	LG	TD
Mitchell, Bobby	18	454	25.2	98t	1
Bolden, Leroy	14	362	25.9	102t	1
Brown, Jim	3	74	24.7	35	0
Carpenter, Lew	1	18	18.0	18	0
McClung, Willie	1	0	0.0	0	0
Paul, Don	1	0	0.0	0	0
Browns	38	908	23.9	102t	2
Opponents	48	1,045	21.8	50	0

* Led NFL



1959 (7-5)

COACH: Paul Brown

1959 USUAL STARTING LINEUPS

OFFENSE

LE	40	Preston Carpenter
LT	76	L. Groza, 77 W. Davis
LG	64	Jim Ray Smith
C	56	Art Hunter
RG	66	Gene Hickerson
RT	74	Mike McCormack
	70	Francis O'Brien
RE	86	Bill Howton
WR	26	Ray Renfro
QB	16	Milt Plum
RB	49	Bobby Mitchell
RB	32	Jim Brown

DEFENSE

LDE	79	Bob Gain
LDT	78	Willie McCung
RDT	72	Sid Youngelman
RDE	80	Paul Wiggin
LLB	35	Galen Fiss
MLB	50	Vince Costello
RLB	34	Walt Michaels
LCB	30	Bernie Parrish
RCB	44	Jim Shofner
LS	24	Warren Lahr
RS	42	Junior Wren

RADIO ANNOUNCERS:

Bill McColgan, Jim Graner (WGAR 1220 AM)

TELEVISION ANNOUNCERS:

Ken Coleman, Jimmy Dudley (WJW-Channel 8)

DATE	RESULT	OPPONENT	ATT
9/26	L, 7-17	at Pittsburgh Steelers	33,844
10/4	W, 34-7	at Chicago Cardinals	19,935
10/11	L, 6-10	New York Giants	65,534
10/18	W, 17-7	Chicago Cardinals	46,422
10/25	W, 34-7	Washington Redskins	42,732
11/1	W, 38-31	at Baltimore Colts	57,557
11/8	W, 28-7	Philadelphia Eagles	58,275
11/15	W, 31-17	at Washington Redskins	32,266
11/22	L, 20-21	Pittsburgh Steelers	68,563
11/29	L, 20-21	San Francisco 49ers	56,854
12/6	L, 7-48	at New York Giants	68,436
12/13	W, 28-21	at Philadelphia Eagles	45,952

TEAM STATISTICS	BROWNS	OPPONENT
Total First Downs	234	205
Rushing	118	75
Passing	109	115
Penalty	7	15
Total Net Yards	4,015	3,764
Avg. Per Game	334.6	313.7
Total Plays	733	679
Avg. Per Play	5.5	5.5
Net Yards Rushing	2,149	1,422
Avg. Per Game	179.1	118.5
Total Rushes	457	360
Net Yards Passing	1,866	2,342
Avg. Per Game	155.5	195.2
Sacked/Yards Lost	0/167	0/115
Gross Yards	2,033	2,457
Attempts/Completions	276/159	319/168
Completion Pct.	57.6%	52.7%
Had Intercepted	9	18
Punts/Avg.	50/37.1	50/42.4
Net Punting Avg.	50/36.3	50/38.2
Penalties/Yards Lost	36/329	32/285
Fumbles/Ball Lost	8/5	20/12
Touchdowns	37	28
Rushing	20	9
Passing	14	17
Returns	3	2

SCORE BY PERIODS	1ST	2ND	3RD	4TH	OT	TOT
Browns	65	72	44	89	0	270
Opponents	17	94	65	38	0	214

PASSING	ATT	CMP	YDS	PCT	AV/AT	TD	TD%	INT	INT%	LG	TKLD	RATNG
Plum, Milt	266	156	1,992	58.6	7.49	14	5.3	8	3.0	76t	0/157	87.2
Ninowski, Jim	10	3	41	30.0	4.10	0	0.0	1	10.0	20	0/10	4.6
Browns	276	159	2,033	57.6	7.37	14	5.1	9	3.3	76t	0/167	84.1
Opponents	319	168	2,457	52.7	7.70	17	5.3	18	5.6	71	0/115	72.3

SCORING	RU	PA	ST	DF	PAT	2RU	2PA	FG	SAF	TP
Brown, Jim	14	0	0	0	0/0	0	0	0/0	0	84
Mitchell, B.	5	4	1	0	0/0	0	0	0/0	0	60
Groza, Lou	0	0	0	0	33/37	0	0	5/16	0	48
Renfro, Ray	0	6	0	0	0/0	0	0	0/0	0	36
Carpenter, P.	0	2	0	0	0/0	0	0	0/0	0	12
Howton, Billy	0	1	0	0	0/0	0	0	0/0	0	6
Wren, Junior	0	0	0	1	0/0	0	0	0/0	0	6
Modzelewski, E.	0	1	0	0	0/0	0	0	0/0	0	6
Parrish, Bernie	0	0	0	1	0/0	0	0	0/0	0	6
Plum, Milt	1	0	0	0	0/0	0	0	0/0	0	6
Browns	20	14	1	2	33/37	0	0	5/16	0	270
Opponents	9	17	2	0	28/28	0	0	6/13	0	214

RUSHING	NO	YDS	AVG	LG	TD
Brown, Jim	290	1,329*	4.6	70t	14*
Mitchell, Bobby	131	743	5.7	90t	5
Plum, Milt	21	20	1.0	17	1
Modzelewski, Ed	6	18	3.0	5	0
Bolden, Leroy	4	11	2.8	9	0
Placek, Bob	3	13	4.3	6	0
Ninowski, Jim	1	11	11.0	11	0
Carpenter, Preston	1	4	4.0	4	0
Browns	457	2,149	4.7	90t	20
Opponents	360	1,422	4.0	65	7

RECEIVING	NO	YDS	AVG	LG	TD
Howton, Billy	39	510	13.1	36t	1
Mitchell, Bobby	35	351	10.0	76t	4
Renfro, Ray	30	528	17.6	70t	6
Carpenter, Preston	24	372	15.5	43t	2
Brown, Jim	24	190	7.9	25	0
Clarke, Frank	3	44	14.7	20	0
Modzelewski, Ed	3	18	6.0	13	1
Plum, Milt	1	20	20.0	20	0
Browns	159	2,033	12.8	76t	14
Opponents	168	2,457	14.6	71	17

INTERCEPTIONS	NO	YDS	AVG	LG	TD
Parrish, Bernie	5	83	16.6	37t	1
Wren, Junior	5	39	7.8	22	0
Shofner, Jim	2	50	25.0	30	0
Noll, Chuck	2	5	2.5	5	0
Konz, Ken	1	35	35.0	21	0
Fiss, Galen	1	9	9.0	9	0
Michaels, Walt	1	7	7.0	7	0
Lahr, Warren	1	0	0.0	0	0
Costello, Vince	0	14	0.0	14	0
Browns	18	242	13.4	37t	1
Opponents	9	139	15.4	32	1

PUNTING	NO	YDS	AVG	IN20	TB	LG	BLK
Wren, Junior	27	996	36.9	0	1	55	0
Shofner, Jim	23	860	37.4	0	1	48	0
Browns	50	1,856	37.1	0	2	55	0
Opponents	50	2,121	42.4	0	5	62	0

PUNT RETURNS	NO	FC	YDS	AVG	LG	TD
Mitchell, Bobby	17	0	177	10.4	78t	1
Konz, Ken	9	0	34	3.8	11	0
Browns	26	0	211	8.1	78t	1
Opponents	32	0	39	1.2	11	0

KICKOFF RETURNS	NO	YDS	AVG	LG	TD
Mitchell, Bobby	11	236	21.5	31	0
Bolden, Leroy	9	170	18.9	38	0
Brown, Jim	4	88	22.0	29	0
Modzelewski, Ed	4	37	9.3	19	0
Noll, Chuck	1	20	20.0	20	0
Browns	29	551	19.0	38	0
Opponents	38	734	19.3	46	0

* Led NFL



1960 (8-3-1)

COACH: Paul Brown

1960 USUAL STARTING LINEUPS

OFFENSE

LE	88	Rich Kreitling
	87	Fred Murphy
LT	77	Dick Schafrath
LG	64	Jim Ray Smith
C	56	John Morrow
RG	66	Gene Hickerson
RT	74	Mike McCormack
RE	86	Gern Nagler
	88	Rich Kreitling
WR	26	R. Renfro, 81 L. Clarke
QB	16	Milt Plum
RB	49	Bobby Mitchell
RB	32	Jim Brown

DEFENSE

LE	84	Paul Wiggin
	82	Jim Houston
LT	79	Bob Gain
RT	72	Floyd Peters
RE	80	Jim Marshall
	84	Paul Wiggin
LLB	35	Galen Fiss
MLB	50	Vince Costello
RLB	34	Walt Michaels
LCB	30	Bernie Parrish
RCB	44	Jim Shofner
LS	46	Don Fleming
RS	22	Richard Mostardi
	24	Bobby Franklin

RADIO ANNOUNCERS:

Bill McCoolgan, Jim Graner (WGAR 1220 AM)

TELEVISION ANNOUNCERS:

Ken Coleman, Jimmy Dudley (WJW-Channel 8)

DATE	RESULT	OPPONENT	ATT
9/25	W, 41-24	at Philadelphia Eagles	56,303
10/2	W, 28-20	Pittsburgh Steelers	67,692
10/16	W, 48-7	at Dallas Cowboys	28,500
10/23	L, 29-31	Philadelphia Eagles	64,850
10/30	W, 31-10	at Washington Redskins	32,086
11/6	L, 13-17	New York Giants	82,872
11/13	W, 28-27	St. Louis Cardinals	49,192
11/20	L, 10-14	at Pittsburgh Steelers	35,215
11/27	T, 17-17	at St. Louis Cardinals	26,146
12/4	W, 27-16	Washington Redskins	35,211
12/11	W, 42-0	Chicago Bears	38,155
12/15	W, 48-34	at New York Giants	56,517
PLAYOFF BOWL			
1/7	L, 16-17	Detroit Lions (at Miami)	34,981

TEAM STATISTICS	BROWNS	OPPONENT
Total First Downs	219	208
Rushing	107	92
Passing	96	102
Penalty	16	14
Total Net Yards	3,974	3,806
Avg. Per Game	331.2	317.2
Total Plays	647	724
Avg. Per Play	6.1	5.3
Net Yards Rushing	1,930	1,643
Avg. Per Game	160.8	136.9
Total Rushes	383	405
Net Yards Passing	2,044	2,163
Avg. Per Game	170.3	180.3
Sacked/Yards Lost	0/299	0/207
Gross Yards	2,343	2,370
Attempts/Completions	264/160	319/163
Completion Pct.	60.6%	51.1%
Had Intercepted	5	31
Punts/Avg.	55/42.0	46/45.0
Net Punting Avg.	55/37.8	46/40.5
Penalties/Yards Lost	49/534	48/526
Fumbles/Ball Lost	20/12	27/14
Touchdowns	47	26
Rushing	18	10
Passing	22	15
Returns	7	1

SCORE BY PERIODS	1ST	2ND	3RD	4TH	OT	TOT
Browns	59	150	58	95	0	— 362
Opponents	41	60	48	68	0	— 217

SCORING	RU	PA	ST	DF	PAT	2RU	2PA	FG	SAF	TP
Baker, Sam	0	0	0	0	44/46	0	0	12/20	0	80
Mitchell, B.	5	6	1	0	0/0	0	0	0/0	0	72
Brown, Jim	9	2	0	0	0/0	0	0	0/0	0	66

PASSING	ATT	CMP	YDS	PCT	AV/AT	TD	TD%	INT	INT%	LG	TKLD	RATING
Plum, Milt	250	151	2,297*	60.4	9.19	21	8.4	5	2.0	86t	0/275	110.4
Dawson, Len	13	8	23	61.5	1.77	0	0.0	0	0.0	23	0/24	65.9
Mitchell, Bobby	1	1	23	100.0	23.00	1	100.0	0	0.0	23t	0/0	158.3
Browns	264	160	2,343	60.6	8.88	22	8.3	5	1.9	86t	0/299	109.5
Opponents	319	163	2,370	51.1	7.43	15	4.7	31	9.7	70t	0/207	51.7

Renfro, Ray	0	4	0	0	0/0	0	0	0/0	0	24
Clarke, Leon	0	4	0	0	0/0	0	0	0/0	0	24
Kreitling, Rich	0	3	0	0	0/0	0	0	0/0	0	18
Nagler, Gern	0	3	0	0	0/0	0	0	0/0	0	18
Franklin, Bobby	0	0	0	2	0/0	0	0	0/0	0	12
Plum, Milt	2	0	0	0	0/0	0	0	0/0	0	12
Parrish, Bernie	0	0	0	1	0/0	0	0	0/0	0	6
Caleb, Jamie	1	0	0	0	0/0	0	0	0/0	0	6
Stephens, Larry	0	0	0	1	0/0	0	0	0/0	0	6
Gain, Bob	0	0	0	1	0/0	0	0	0/0	0	6
Wiggin, Paul	0	0	0	1	0/0	0	0	0/0	0	6
Gault, Prentice	1	0	0	0	0/0	0	0	0/0	0	6
Team	0	0	0	0	0/1	0	0	0/0	0	0
Browns	18	22	1	6	44/47	0	0	12/20	0	362
Opponents	10	15	1	0	25/26	0	0	12/21	0	217

RUSHING	NO	YDS	AVG	LG	TD
Brown, Jim	215	1,257*	5.8	71t	9
Mitchell, Bobby	111	506	4.6	50	5
Gault, Prentice	28	159	5.7	23	1
Plum, Milt	17	-24	-1.4	7	2
Caleb, Jamie	8	60	7.5	30	1
Kreitling, Rich	2	-17	-8.5	-2	0
Dawson, Len	1	0	0.0	0	0
Baker, Sam	1	-11	-11.0	-11	0
Browns	383	1,930	5.0	71t	18
Opponents	405	1,643	4.1	57	10

RECEIVING	NO	YDS	AVG	LG	TD
Mitchell, Bobby	45	612	13.6	69t	6
Nagler, Gern	36	616	17.1	53t	3
Renfro, Ray	24	378	15.8	66t	4
Brown, Jim	19	204	10.7	37t	2
Kreitling, Rich	16	316	19.8	69t	3
Clarke, Leon	11	184	16.7	86t	4
Caleb, Jamie	5	-18	-3.6	2	0
Murphy, Fred	2	36	18.0	23	0
Gault, Prentice	1	10	10.0	10	0
Williams, A.D.	1	5	5.0	5	0
Browns	160	2,343	14.6	86t	22
Opponents	163	2,370	14.5	70t	15

INTERCEPTIONS	NO	YDS	AVG	LG	TD
Franklin, Bobby	8	131	16.4	37t	2
Shofner, Jim	8	75	9.4	23	0
Fleming, Don	6	238	39.7	92t	1
Stephens, Larry	1	34	34.0	34t	1
Gain, Bob	1	22	22.0	22t	1
Wiggin, Paul	1	20	20.0	20t	1
Fiss, Galen	1	19	19.0	10	0
Browns	31	624	20.1	92t	6
Opponents	5	58	11.6	30	1

PUNTING	NO	YDS	AVG	IN20	TB	LG	BLK
Baker, Sam	55	2,309	42.0	0	2	64	0
Browns	55	2,309	42.0	0	2	64	0
Opponents	46	2,072	45.0	0	8	75	0

PUNT RETURNS	NO	FC	YDS	AVG	LG	TD
Shofner, Jim	11	0	105	9.5	36	0
Mitchell, Bobby	9	0	101	11.2	34	0
Franklin, Bobby	1	0	2	2.0	2	0
Browns	21	0	208	9.9	36	0
Opponents	24	0	178	7.4	46	0

KICKOFF RETURNS	NO	YDS	AVG	LG	TD
Mitchell, Bobby	17	432	25.4	90t	1
Brown, Jim	14	300	21.4	33	0
Caleb, Jamie	5	90	18.0	21	0
Gault, Prentice	3	47	15.7	19	0
Parrish, Bernie	2	0	0.0	0	0
Franklin, Bobby	1	23	23.0	23	0
Fleming, Don	1	8	8.0	8	0
Stephens, Larry	1	0	0.0	0	0
Fichtner, Ross	1	0	0.0	0	0
Browns	45	900	20.0	90t	1
Opponents	62	1,177	19.0	55	0

* Led NFL



1961 (8-5-1)

COACH: Paul Brown

1961 USUAL STARTING LINEUPS

OFFENSE

LE	88	Rich Kreitling
	42	Bob Crespino
LT	77	Dick Schafraath
LG	64	Jim Ray Smith
C	56	John Morrow
RG	60	John Wooten
RT	74	Mike McCormack
RE	86	Gern Nagler
WR	26	Ray Renfro
QB	16	Mitt Plum
RB	49	Bobby Mitchell
	22	Tom Watkins
RB	32	Jim Brown

DEFENSE

LDE	82	Jim Houston
LDT	79	Bob Gain
RDT	72	Floyd Peters
RDE	68	Larry Stephens
MLB	84	Paul Wiggins
LLB	50	V. Costello, 35 G. Fiss
MLB	52	Dave Lloyd
RLB	34	Walt Michaels
LCB	30	Bernie Parrish
RCB	44	Jim Shofner
LS	46	Don Fleming
RS	24	Bobby Franklin

RADIO ANNOUNCERS:

Gib Shanley, Les Clark (WGAR 1220 AM)

TELEVISION ANNOUNCERS:

Ken Coleman, Cliff Lewis (WJW-Channel 8)

DATE	RESULT	OPPONENT	ATT
9/17	L, 20-27	at Philadelphia Eagles	60,671
9/24	W, 20-17	St. Louis Cardinals	50,443
10/1	W, 25-7	Dallas Cowboys	43,638
10/8	W, 31-7	Washington Redskins	46,186
10/15	L, 17-49	Green Bay Packers	75,042
10/22	W, 30-28	at Pittsburgh Steelers	29,266
10/29	W, 21-10	at St. Louis Cardinals	26,696
11/5	L, 13-17	Pittsburgh Steelers	62,723
11/12	W, 17-6	at Washington Redskins	28,975
11/19	W, 45-24	Philadelphia Eagles	68,399
11/26	L, 21-37	New York Giants	80,455
12/3	W, 38-17	at Dallas Cowboys	23,500
12/10	L, 14-17	at Chicago Bears	38,717
12/17	T, 7-7	at New York Giants	61,084

TEAM STATISTICS

	BROWNS	OPPONENT
Total First Downs	246	243
Rushing	116	87
Passing	120	146
Penalty	10	10
Total Net Yards	4,537	4,131
Avg. Per Game	324.1	295.1
Total Plays	796	769
Avg. Per Play	5.7	5.4
Net Yards Rushing	2,163	1,605
Avg. Per Game	154.5	114.6
Total Rushes	476	411
Net Yards Passing	2,374	2,526
Avg. Per Game	169.6	180.4
Sacked/Yards Lost	0/164	0/305
Gross Yards	2,538	2,831
Attempts/Completions	320/185	358/200
Completion Pct.	57.8%	55.9%
Had Intercepted	13	20
Punts/Avg.	53/43.3	54/42.9
Net Punting Avg.	53/39.3	54/37.6
Penalties/Yards Lost	47/455	38/367
Fumbles/Ball Lost	28/20	23/18
Touchdowns	39	34
Rushing	15	16
Passing	20	16
Returns	4	2

SCORE BY PERIODS	1ST	2ND	3RD	4TH	OT	TOT
Browns	91	78	43	107	0	— 319
Opponents	41	62	57	110	0	— 270

SCORING	RU	PA	ST	DF	PAT	2RU	2PA	FG	SAF	TP
Groza, Lou	0	0	0	0	37/38	0	0	16/23	0	85

PASSING	ATT	CMP	YDS	PCT	AV/AT	TD	TD%	INT	INT%	LG	TKLD	RATING
Plum, Mitt	302	177	2,416*	58.6	8.00	18	6.0	10	3.3	77t	0/145	90.3
Dawson, Len	15	7	85	46.7	5.67	1	6.7	3	20.0	17t	0/19	47.2
Brown, Jim	3	1	37	33.3	12.33	1	33.0	0	0.0	37t	0/0	120.8
Browns	320	185	2,538	57.8	7.93	20	6.3	13	4.1	77t	0/164	87.2
Opponents	358	200	2,831	55.9	7.91	16	4.5	20	5.6	88t	0/305	73.2

Mitchell, B.	5	3	2	0	0/0	0	0	0/0	0	60
Brown, Jim	8	2	0	0	0/0	0	0	0/0	0	60
Renfro, Ray	0	6	0	0	0/0	0	0	0/0	0	36
Kreitling, Rich	0	3	0	0	0/0	0	0	0/0	0	18
Clarke, Leon	0	2	0	0	0/0	0	0	0/0	0	12
Watkins, Tom	0	1	0	0	0/0	0	0	0/0	0	6
Franklin, B.	1	0	0	0	0/0	0	0	0/0	0	6
Parrish, Bernie	0	0	0	1	0/0	0	0	0/0	0	6
Plum, Mitt	1	0	0	0	0/0	0	0	0/0	0	6
Costello, Vince	0	0	0	1	0/0	0	0	0/0	0	6
Ferguson, C.	0	1	0	0	0/0	0	0	0/0	0	6
Nagler, Gern	0	1	0	0	0/0	0	0	0/0	0	6
Crespino, Bob	0	1	0	0	0/0	0	0	0/0	0	6
Team, Stat	0	0	0	0	0/1	0	0	0/0	0	0
Browns	15	20	2	2	37/39	0	0	16/23	0	319
Opponents	16	16	2	0	33/34	0	0	11/29	0	270

RUSHING	NO	YDS	AVG	LG	TD
Brown, Jim	305	1,408*	4.6	38	8
Mitchell, Bobby	101	548	5.4	56t	5
Watkins, Tom	43	209	4.9	21	0
Plum, Mitt	24	-17	-0.7	14	1
Franklin, Bobby	1	12	12.0	12t	1
Powell, Preston	1	5	5.0	5	0
Dawson, Len	1	-10	-10.0	-10	0
Kreitling, Rich	0	4	0.0	4	0
McCormack, Mike	0	4	0.0	4	0
Browns	476	2,163	4.5	56t	15
Opponents	411	1,605	3.9	47	16

RECEIVING	NO	YDS	AVG	LG	TD
Renfro, Ray	48	834	17.4	57	6
Brown, Jim	46	459	10.0	77t	2
Mitchell, Bobby	32	368	11.5	52t	3
Kreitling, Rich	21	229	10.9	19	3
Nagler, Gern	19	241	12.7	21t	1
Clarke, Leon	11	211	19.2	41t	2
Watkins, Tom	4	66	16.5	35	1
Ferguson, Charles	2	68	34.0	60t	1
Crespino, Bob	2	62	31.0	49	1
Browns	185	2,538	13.7	77t	20
Opponents	200	2,831	14.2	88t	16

INTERCEPTIONS	NO	YDS	AVG	LG	TD
Parrish, Bernie	7	40	5.7	15	0
Shofner, Jim	5	8	1.6	5	0
Fleming, Don	3	62	20.7	41	0
Franklin, Bobby	2	20	10.0	20	0
Michaels, Walt	2	17	8.5	15	0
Fiss, Galen	1	13	13.0	13	0
Browns	20	160	8.0	41	0
Opponents	13	302	23.2	50	1

PUNTING	NO	YDS	AVG	IN20	TB	LG	BLK
Baker, Sam	53	2,296	43.3	0	5	62	0
Browns	53	2,296	43.3	0	5	62	0
Opponents	54	2,314	42.9	0	5	68	0

PUNT RETURNS	NO	FC	YDS	AVG	LG	TD
Mitchell, Bobby	14	2	164	11.7	64t	1
Shofner, Jim	14	6	119	8.5	21	0
Browns	28	8	283	10.1	64t	1
Opponents	27	9	213	7.9	47	0

KICKOFF RETURNS	NO	YDS	AVG	LG	TD
Mitchell, Bobby	16	428	26.8	91t	1
Powell, Preston	16	321	20.1	36	0
Watkins, Tom	9	226	25.1	47	0
Baker, Sam	3	57	19.0	25	0
Brown, Jim	2	50	25.0	26	0
Stephens, Larry	1	15	15.0	15	0
Fichtner, Ross	1	11	11.0	11	0
Linden, Errol	1	5	5.0	5	0
Brewer, Johnny	1	2	2.0	2	0
Browns	50	1,115	22.3	91t	1
Opponents	56	1,465	26.2	105t	1

* Led NFL



1962 (7-6-1)

COACH: Paul Brown

1962 USUAL STARTING LINEUPS

OFFENSE

WR	88	Rich Kretling
LT	77	Dick Schafrath
LG	64	Jim Ray Smith
C	56	John Morrow
RG	60	John Wooten
	66	Gene Hickerson
RT	74	Mike McCormack
TE	83	J. Brewer, 81 L. Clarke
WR	26	Ray Renfro
QB	13	F. Ryan, 15 J. Ninowski
RB	49	T. Wilson, 36 C. Scales
RB	32	Jim Brown

DEFENSE

LDE	84	Paul Wiggins
LDT	79	Bob Gain
RDT	72	Floyd Peters
RDE	80	Bill Glass
LLB	35	Galen Fiss
MLB	50	Vince Costello
LB	52	Mike Lucci
LCB	30	Bernie Parrish
RCB	44	Jim Shofner
LS	20	Ross Fichtner
RS	24	Bobby Franklin
	46	Don Fleming

RADIO ANNOUNCERS:

Gib Shanley, Ray Tannehill (WERE 1300 AM)

TELEVISION ANNOUNCERS:

Ken Coleman, Cliff Lewis (WJW-Channel 8)

DATE	RESULT	OPPONENT	ATT
9/16	W, 17-7	New York Giants	81, 115
9/23	L, 16-17	Washington Redskins	57, 491
9/30	L, 7-35	at Philadelphia Eagles	60, 671
10/7	W, 19-10	Dallas Cowboys	44, 040
10/14	L, 14-36	Baltimore Colts	80, 132
10/21	W, 34-7	at St. Louis Cardinals	23, 256
10/28	W, 41-14	at Pittsburgh Steelers	35, 417
11/4	T, 14-14	Philadelphia Eagles	63, 848
11/11	L, 9-17	at Washington Redskins	48, 169
11/18	W, 38-14	St. Louis Cardinals	41, 815
11/25	W, 35-14	Pittsburgh Steelers	53, 601
12/2	L, 21-45	at Dallas Cowboys	24, 226
12/9	L, 13-17	at New York Giants	62, 794
12/15	W, 13-10	at San Francisco 49ers	35, 274

TEAM STATISTICS	BROWNS	OPPONENT
Total First Downs	252	263
Rushing	105	122
Passing	133	125
Penalty	14	16
Total Net Yards	4,306	3,924
Avg. Per Game	307.6	280.3
Total Plays	784	807
Avg. Per Play	5.5	4.9
Net Yards Rushing	1,772	1,940
Avg. Per Game	126.6	138.6
Total Rushes	414	466
Net Yards Passing	2,534	1,984
Avg. Per Game	181.0	141.7
Sacked/Yards Lost	0/213	0/293
Gross Yards	2,747	2,277
Attempts/Completions	370/200	341/189
Completion Pct.	54.1%	55.4%
Had Intercepted	16	24
Punts/Avg.	45/42.8	56/40.6
Net Punting Avg.	45/40.1	56/38.6
Penalties/Yards Lost	56/600	53/547
Fumbles/Ball Lost	24/17	23/13
Touchdowns	36	34
Rushing	18	17
Passing	17	15
Returns	1	2

SCORE BY PERIODS	1ST	2ND	3RD	4TH	OT	TOT
Browns	50	79	60	102	0	— 291
Opponents	44	54	80	79	0	— 257

SCORING	RU	PA	ST	DF	PAT	2RU	2PA	FG	SAF	TP
Brown, Jim	13	5	0	0	0/0	0	0	0/0	0	108
Groza, Lou	0	0	0	0	33/35	0	0	14/31	0	75
Renfro, Ray	0	4	0	0	0/0	0	0	0/0	0	24
Kretling, Rich	0	3	0	0	0/0	0	0	0/0	0	18
Scales, C.	3	0	0	0	0/0	0	0	0/0	0	18
Collins, Gary	0	2	0	0	0/0	0	0	0/0	0	12
Brewer, Johnny	0	2	0	0	0/0	0	0	0/0	0	12
Costello, Vince	0	0	0	1	0/0	0	0	0/0	0	6
Wilson, Tom	1	0	0	0	0/0	0	0	0/0	0	6
Green, Ernie	0	1	0	0	0/0	0	0	0/0	0	6
Ryan, Frank	1	0	0	0	0/0	0	0	0/0	0	6
Team, Stat	0	0	0	0	0/1	0	0	0/0	0	0
Browns	18	17	0	1	33/36	0	0	14/31	0	291
Opponents	17	15	2	0	32/34	0	0	7/14	0	257

RUSHING	NO	YDS	AVG	LG	TD
Brown, Jim	230	996	4.3	31	13
Scales, Charley	56	239	4.3	27	3
Wilson, Tom	46	141	3.1	17	1
Ryan, Frank	42	242	5.8	39	1
Green, Ernie	31	139	4.5	45	0
Ninowski, Jim	9	15	1.7	7	0
Browns	414	1,772	4.3	45	18
Opponents	466	1,940	4.2	27	17

RECEIVING	NO	YDS	AVG	LG	TD
Brown, Jim	47	517	11.0	53t	5
Kretling, Rich	44	659	15.0	53	3
Renfro, Ray	31	638	20.6	65t	4
Brewer, Johnny	22	290	13.2	37	2
Green, Ernie	17	194	11.4	65	1
Collins, Gary	11	153	13.9	29	2
Clarke, Leon	10	106	10.6	22	0
Wilson, Tom	8	110	13.8	42	0
Scales, Charley	8	67	8.4	22	0
Crespino, Bob	2	13	6.5	9	0
Browns	200	2,747	13.7	65t	17
Opponents	189	2,277	12.0	50t	15

INTERCEPTIONS	NO	YDS	AVG	LG	TD
Fichtner, Ross	7	76	10.9	31	0
Shofner, Jim	4	86	21.5	35	0
Fiss, Galen	4	81	20.3	40	0
Costello, Vince	3	40	13.3	22	0
Parrish, Bernie	2	37	18.5	37	0
Fleming, Don	2	13	6.5	13	0
Franklin, Bobby	1	10	10.0	10	0
Peters, Floyd	1	9	9.0	9	0
Browns	24	352	14.7	40	0
Opponents	16	161	10.1	39	0

PUNTING	NO	YDS	AVG	IN20	TB	LG	BLK
Collins, Gary	45	1,926	42.8	0	4	64	0
Browns	45	1,926	42.8	0	4	64	0
Opponents	56	2,271	40.6	0	5	78	0

PUNT RETURNS	NO	FC	YDS	AVG	LG	TD
Cassady, Howard	7	3	47	6.7	13	0
Shofner, Jim	8	11	33	4.1	9	0
Green, Ernie	5	4	31	6.2	10	0
Browns	20	18	111	5.6	13	0
Opponents	15	16	121	8.1	38	0

KICKOFF RETURNS	NO	YDS	AVG	LG	TD
Green, Ernie	13	250	19.2	41	0
Wilson, Tom	11	307	27.9	46	0
Cassady, Howard	10	233	23.3	33	0
Scales, Charley	9	154	17.1	22	0
Tidmore, Sam	2	39	19.5	31	0
Collins, Gary	1	0	0.0	0	0
Browns	46	983	21.4	46	0
Opponents	49	1,098	22.4	66	0

PASSING	ATT	CMP	YDS	PCT	AVIAT	TD	TD%	INT	INT%	LG	TKLD	RATNG
Ryan, Frank	194	112	1,541	57.7	7.94	10	5.2	7	3.6	65t	0/156	85.4
Ninowski, Jim	173	87	1,178	50.3	6.81	7	4.0	8	4.6	53t	0/57	66.6
Brown, Jim	2	1	28	50.0	14.00	0	0.0	0	0.0	28	0/0	95.8
Scales, Charley	1	0	0	0.0	0.00	0	0.0	1	100.0	0	0/0	0.0
Browns	370	200	2,747	54.1	7.42	17	4.6	16	4.3	65t	0/213	75.4
Opponents	341	189	2,277	55.4	6.68	15	4.4	24	7.0	50t	0/293	61.4

STAFF

PLAYERS

2017 SEASON

HISTORY

RECORDS

GAME DAY



1963 (10-4)

COACH: Blanton Collier

1963 USUAL STARTING LINEUPS

OFFENSE

WR 88	Rich Kreitling
LT 77	Dick Schafrath
LG 60	John Wooten
C 56	John Morrow
RG 66	Gene Hickerson
RT 70	John Brown
TE 83	Johnny Brewer
WR 86	Gary Collins
QB 13	Frank Ryan
RB 48	Ernie Green
34	Ken Webb
RB 32	Jim Brown

DEFENSE

LDE 84	Paul Wiggins
LDTE 79	Bob Gain
RDT 78	Frank Parrish
RDE 80	Bill Glass
LLB 82	Jim Houston
MLB 50	Vince Costello
RLB 35	Galen Fiss
LCB 30	Bernie Parrish
RCB 44	Jim Shofner
LS 23	Larry Benz
RS 20	Ross Fichtner

RADIO ANNOUNCERS:

Gib Shanley, Jim Graner (WERE 1300 AM)

TELEVISION ANNOUNCERS:

Ken Coleman, Warren Lehr (WJW-Channel 8)

DATE	RESULT	OPPONENT	ATT
9/15	W, 37-14	Washington Redskins	57,618
9/22	W, 41-24	at Dallas Cowboys	28,710
9/29	W, 20-6	Los Angeles Rams	54,713
10/5	W, 35-23	Pittsburgh Steelers	84,684
10/13	W, 35-24	at New York Giants	62,956
10/20	W, 37-7	Philadelphia Eagles	75,174
10/27	L, 6-33	New York Giants	84,213
11/3	W, 23-17	at Philadelphia Eagles	60,671
11/10	L, 7-9	at Pittsburgh Steelers	54,497
11/17	L, 14-20	St. Louis Cardinals	75,932
11/24	W, 27-17	Dallas Cowboys	55,096
12/1	W, 24-10	at St. Louis Cardinals	32,531
12/8	L, 10-38	at Detroit Lions	51,382
12/15	W, 27-20	at Washington Redskins	40,865

PLAYOFF BOWL

1/5	L, 23-40	G.B. Packers (at Miami)	54,921
-----	----------	-------------------------	--------

TEAM STATISTICS	BROWNS	OPPONENT
Total First Downs	252	242
Rushing	135	99
Passing	100	129
Penalty	17	14
Total Net Yards	4,856	4,126
Avg. Per Game	346.9	294.7
Total Plays	807	860
Avg. Per Play	6.0	4.8
Net Yards Rushing	2,639	1,651
Avg. Per Game	188.5	117.9
Total Rushes	460	423
Net Yards Passing	2,217	2,475
Avg. Per Game	158.4	176.8
Sacked/Yards Lost	25/232	29/243
Gross Yards	2,449	2,718
Attempts/Completions	322/164	408/208
Completion Pct.	50.9%	51.0%
Had Intercepted	20	22
Punts/Avg.	54/40.0	57/43.7
Net Punting Avg.	54/36.0	57/38.7
Penalties/Yards Lost	52/609	63/592
Fumbles/Ball Lost	25/17	13/10
Touchdowns	43	30
Rushing	15	10
Passing	27	16
Returns	1	4

SCORE BY PERIODS	1ST	2ND	3RD	4TH	OT	TOT
Browns	85	112	40	106	0	343
Opponents	60	91	60	51	0	262

PASSING	ATT	CMP	YDS	PCT	AVI/AT	TD	TD%	INT	INT%	LG	TKLD	RATING
Ryan, Frank	256	135	2,038	52.7	7.96	25	9.8	13	5.1	83t	20/179	90.6
Ninowski, Jim	61	29	423	47.5	6.93	2	3.3	6	9.8	70	4/45	41.9
Brown, Jim	4	0	0	0.0	0.00	0	0.0	0	0.0	0	1/8	39.6
Groza, Lou	1	0	0	0.0	0.00	0	0.0	1	100.0	0	0/0	0.0
Browns	322	164	2,461	50.9	7.64	27	8.4	20	6.2	83t	25/232	78.4
Opponents	408	208	2,718	51.0	6.66	16	3.9	22	5.4	99t	29/243	62.9

* Led NFL

SCORING	RU	PA	ST	DF	PAT	2RU	2PA	FG	SAF	TP
Brown, Jim	12	3	0	0	0/0	0	0	0/0	0	90
Groza, Lou	0	0	0	0	40/43	0	0	15/23	0	85
Collins, Gary	0	13	0	0	0/0	0	0	0/0	0	78
Kreitling, Rich	0	6	0	0	0/0	0	0	0/0	0	36
Green, Ernie	0	3	0	0	0/0	0	0	0/0	0	18
Ryan, Frank	2	0	0	0	0/0	0	0	0/0	0	12
Crespino, Bob	0	1	0	0	0/0	0	0	0/0	0	6
Scales, C.	1	0	0	0	0/0	0	0	0/0	0	6
Renfro, Ray	0	1	0	0	0/0	0	0	0/0	0	6
Fichtner, Ross	0	0	0	1	0/0	0	0	0/0	0	6
Browns	15	27	0	1	40/43	0	0	15/23	0	343
Opponents	10	16	4	0	29/30	0	0	17/35	1	262

RUSHING	NO	YDS	AVG	LG	TD
Brown, Jim	291	1,863*	6.4	80t	12*
Green, Ernie	87	526	6.0	73	0
Ryan, Frank	62	224	3.6	25	2
Webb, Ken	12	58	4.8	19	0
Ninowski, Jim	5	-19	-3.8	2	0
Scales, Charley	2	-3	-1.5	2t	1
Franklin, Bobby	1	-10	-10.0	-10	0
Browns	460	2,639	5.7	80t	15
Opponents	423	1,651	3.9	32	10

RECEIVING	NO	YDS	AVG	LG	TD
Collins, Gary	43	674	15.7	49t	13
Brewer, Johnny	29	454	15.7	55	0
Green, Ernie	28	305	10.9	35	3
Brown, Jim	24	268	11.2	83t	3
Kreitling, Rich	22	386	17.5	45	6
Hutchinson, Tom	9	244	27.1	70	0
Renfro, Ray	4	82	20.5	39t	1
Crespino, Bob	2	22	11.0	18	1
Webb, Ken	2	2	1.0	5	0
Scales, Charley	1	13	13.0	13	0
Ryan, Frank	0	-1	0.0	-1	0
Browns	164	2,449	14.9	83t	27
Opponents	208	2,718	13.1	99t	16

INTERCEPTIONS	NO	YDS	AVG	LG	TD
Costello, Vince	7	118	16.9	31	0
Benz, Larry	7	114	16.3	38	0
Fichtner, Ross	2	75	37.5	39	1
Franklin, Bobby	2	26	13.0	14	0
Fiss, Galen	2	8	4.0	6	0
Wiggins, Paul	1	2	2.0	2	0
Houston, Jim	1	0	0.0	0	0
Browns	22	343	15.6	39	1
Opponents	20	317	15.9	55	1

PUNTING	NO	YDS	AVG	IN20	TB	LG	BLK
Collins, Gary	54	2,160	40.0	0	4	73	0
Browns	54	2,160	40.0	0	4	73	0
Opponents	57	2,492	43.7	0	3	69	0

PUNT RETURNS	NO	FC	YDS	AVG	LG	TD
Shorter, Jim	7	2	134	19.1	52	0
Green, Ernie	6	11	79	13.2	55	0
Shofner, Jim	9	2	41	4.6	15	0
Parrish, Bernie	3	1	31	10.3	21	0
Browns	25	16	285	11.4	55	0
Opponents	22	16	216	9.8	29	0

KICKOFF RETURNS	NO	YDS	AVG	LG	TD
Green, Ernie	18	394	21.9	34	0
Scales, Charley	16	432	27.0	50	0
Shorter, Jim	9	219	24.3	49	0
Franklin, Bobby	2	33	16.5	19	0
Webb, Ken	1	12	12.0	12	0
Tidmore, Sam	1	5	5.0	5	0
Morrow, John	1	4	4.0	4	0
Shofner, Jim	1	0	0.0	0	0
Benz, Larry	1	0	0.0	0	0
Browns	50	1,099	22.0	50	0
Opponents	58	1,424	24.6	92t	1



STAFF

PLAYERS

2017 SEASON

HISTORY

RECORDS

GAME DAY

1964 (10-3-1)

COACH: Blanton Collier

1964 USUAL STARTING LINEUPS

OFFENSE

WR	42	Paul Warfield
LT	77	Dick Schafrath
LG	60	John Wooten
C	56	John Morrow
RG	66	Gene Hickerson
RT	73	Monte Clark
TE	83	Johnny Brewer
	87	Tom Hutchinson
WR	86	Gary Collins
QB	13	Frank Ryan
RB	48	Ernie Green
RB	32	Jim Brown

DEFENSE

LDE	84	Paul Wiggin
LDT	74	Dick Modzelewski
RDT	69	Jim Kanicki
RDE	80	Bill Glass
LLB	82	Jim Houston
MLB	50	Vince Costello
RLB	35	Galen Fiss
LCB	30	Bernie Parrish
RCB	49	Walter Beach
LSB	23	Larry Benz
RS	24	Bobby Franklin
	20	Ross Fichtner

RADIO ANNOUNCERS:

Gib Shanley, Jim Graner (WERE 1300 AM)

TELEVISION ANNOUNCERS:

Ken Coleman, Warren Lahr (WJW-Channel 8)

DATE	RESULT	OPPONENT	ATT
9/13	W, 27-13	at Washington Redskins	47,577
9/20	T, 33-33	St. Louis Cardinals	76,954
9/27	W, 28-20	at Philadelphia Eagles	60,671
10/4	W, 27-6	Dallas Cowboys	72,062
10/10	L, 7-23	Pittsburgh Steelers	80,530
10/18	W, 20-16	at Dallas Cowboys	37,456
10/25	W, 42-20	New York Giants	81,050
11/1	W, 30-17	at Pittsburgh Steelers	49,568
11/8	W, 34-24	Washington Redskins	76,385
11/15	W, 37-21	Detroit Lions	83,064
11/22	L, 21-28	at Green Bay Packers	48,065
11/29	W, 38-24	Philadelphia Eagles	79,289
12/6	L, 19-28	at St. Louis Cardinals	31,585
12/12	W, 52-20	at New York Giants	63,007
NFL CHAMPIONSHIP			
12/27	W, 27-0	Baltimore Colts	79,544

TEAM STATISTICS	BROWNS	OPPONENT
Total First Downs	255	275
Rushing	119	119
Passing	118	137
Penalty	18	19
Total Net Yards	4,486	4,722
Avg. Per Game	320.4	337.3
Total Plays	807	894
Avg. Per Play	5.6	5.3
Net Yards Rushing	2,163	2,012
Avg. Per Game	154.5	143.7
Total Rushes	435	465
Net Yards Passing	2,323	2,710
Avg. Per Game	165.9	193.6
Sacked/Yards Lost	28/219	28/222
Gross Yards	2,542	2,932
Attempts/Completions	344/181	401/230
Completion Pct.	52.6%	57.4%
Had Intercepted	19	19
Punts/Avg.	49/41.9	57/39.7
Net Punting Avg.	49/38.1	57/34.4
Penalties/Yards Lost	60/611	64/643
Fumbles/Ball Lost	15/7	30/21
Touchdowns	50	36
Rushing	14	18
Passing	28	18
Returns	8	0

SCORE BY PERIODS	1ST	2ND	3RD	4TH	OT	TOT
Browns	61	123	107	124	0	415
Opponents	57	85	69	82	0	293

PASSING	ATT	CMP	YDS	PCT	AV/AT	TD	TD%	INT	INT%	LG	TKLD	RATING
Ryan, Frank	334	174	2,404	52.1	7.20	25*	7.5	19	5.7	62t	27/207	76.7
Ninowski, Jim	9	6	125	66.7	13.89	2	22.2	0	0.0	41	1/12	149.3
Brown, Jim	1	1	13	100.0	13.00	1	100.0	0	0.0	13t	0/0	158.3
Browns	344	181	2,542	52.6	7.39	28	8.1	19	5.5	62t	28/219	80.8
Opponents	401	230	2,932	57.4	7.31	18	4.5	19	4.7	92t	28/222	75.6

SCORING	RU	PA	ST	DF	PAT	2RU	2PA	FG	SAF	TP
Groza, Lou	0	0	0	0	49/50	0	0	22/33	0	115
Green, Ernie	6	4	0	0	0/0	0	0	0/0	0	60
Brown, Jim	7	2	0	0	0/0	0	0	0/0	0	54
Warfield, Paul	0	9	0	0	0/0	0	0	0/0	0	54
Collins, Gary	0	8	0	0	0/0	0	0	0/0	0	48
Brewer, Johnny	0	3	0	0	0/0	0	0	0/0	0	18
Roberts, Walter	0	1	0	0	0/0	0	0	0/0	0	6
Parrish, Bernie	0	0	0	1	0/0	0	0	0/0	0	6
Scales, Charley	0	0	1	0	0/0	0	0	0/0	0	6
Kelly, Leroy	0	0	1	0	0/0	0	0	0/0	0	6
Ryan, Frank	1	0	0	0	0/0	0	0	0/0	0	6
Williams, Sidney	0	0	1	0	0/0	0	0	0/0	0	6
Shoals, Roger	0	0	1	0	0/0	0	0	0/0	0	6
Houston, Jim	0	0	0	1	0/0	0	0	0/0	0	6
Wiggin, Paul	0	0	0	1	0/0	0	0	0/0	0	6
McNeil, Clifton	0	1	0	0	0/0	0	0	0/0	0	6
Beach, Walter	0	0	0	1	0/0	0	0	0/0	0	6
Browns	14	28	4	4	49/50	0	0	22/33	0	415
Opponents	18	18	0	0	32/35	0	0	15/23	0	293

RUSHING	NO	YDS	AVG	LG	TD
Brown, Jim	280	1,446*	5.2	71	7
Green, Ernie	109	491	4.5	37t	6
Ryan, Frank	37	217	5.9	19	1
Kelly, Leroy	6	12	2.0	5	0
Scales, Charley	2	5	2.5	3	0
Ninowski, Jim	1	-8	-8.0	-8	0
Browns	435	2,163	5.0	71	14
Opponents	465	2,012	4.3	45t	18

RECEIVING	NO	YDS	AVG	LG	TD
Warfield, Paul	52	920	17.7	62t	9
Brown, Jim	36	340	9.4	40t	2
Collins, Gary	35	544	15.5	43	8
Brewer, Johnny	25	338	13.5	41	3
Green, Ernie	25	283	11.3	32	4
McNeil, Clifton	4	69	17.3	28	1
Hutchinson, Tom	3	24	8.0	12	0
Roberts, Walter	1	24	24.0	24t	1
Browns	181	2,542	14.0	62t	28
Opponents	230	2,932	12.7	92t	18

INTERCEPTIONS	NO	YDS	AVG	LG	TD
Parrish, Bernie	4	98	24.5	54t	1
Beach, Walter	4	81	20.3	65t	1
Benz, Larry	4	67	16.8	45	0
Houston, Jim	2	86	43.0	44	1
Fichtner, Ross	2	67	33.5	64	0
Costello, Vince	2	21	10.5	20	0
Fiss, Galen	1	24	24.0	24	0
Browns	19	444	23.4	65t	3
Opponents	19	154	8.1	27	0

PUNTING	NO	YDS	AVG	IN20	TB	LG	BLK
Collins, Gary	48	2,016	42.0	0	5	58	0
Franklin, Bobby	1	36	36.0	0	0	36	0
Browns	49	2,052	41.9	0	5	58	0
Opponents	57	2,265	39.7	0	5	60	1

PUNT RETURNS	NO	FC	YDS	AVG	LG	TD
Kelly, Leroy	9	7	171	19.0	68t	1
Roberts, Walter	10	6	132	13.2	40	0
Williams, Sidney	1	0	0	0.0	0	0
Browns	20	13	303	15.1	68t	1
Opponents	20	8	183	9.1	53	0

KICKOFF RETURNS	NO	YDS	AVG	LG	TD
Roberts, Walter	24	661	27.5	60	0
Kelly, Leroy	24	582	24.3	45	0
Scales, Charley	5	75	15.0	24	0
Warfield, Paul	1	4	4.0	4	0
Franklin, Bobby	1	1	1.0	1	0
Clark, Monte	1	0	0.0	0	0
Williams, Sidney	1	0	0.0	0	0
Browns	57	1,323	23.2	60	0
Opponents	75	1,517	20.2	49	0

* Led NFL



1965 (11-3)

COACH: Blanton Collier

1965 USUAL STARTING LINEUPS

OFFENSE

		DEFENSE	
WR	27 Walter Roberts	LDE	84 Paul Wiggin
	85 Clifton McNeil	LDT	74 Dick Modzelewski
LT	77 Dick Schafraht	RDT	69 Jim Kanick
LG	60 John Wooten	RDE	80 Bill Glass
C	56 John Morrow	LLB	82 J. Houston, 35 G. Fiss
RG	66 Gene Hickerson	MLB	50 Vince Costello
RT	73 Monte Clark	RLB	67 S. Williams, 35 G. Fiss
TE	83 Johnny Brewer	LCB	30 Bernie Parrish
WR	86 Gary Collins	RCB	49 W. Beach, 40 E. Barnes
QB	13 Frank Ryan	LS	20 Ross Fichtner
RB	48 Ernie Green	RS	23 Larry Benz
RB	32 Jim Brown		

RADIO ANNOUNCERS:

Gib Shanley, Jim Graner (WERE 1300 AM)

TELEVISION ANNOUNCERS:

Ken Coleman, Warren Lahr (WJW-Channel 8)

DATE	RESULT	OPPONENT	ATT
9/19	W, 17-7	at Washington Redskins	48,208
9/26	L, 13-49	St. Louis Cardinals	80,161
10/3	W, 35-17	at Philadelphia Eagles	60,759
10/9	W, 24-19	Pittsburgh Steelers	80,187
10/17	W, 23-17	Dallas Cowboys	80,432
10/24	W, 38-14	at New York Giants	62,864
10/31	L, 17-27	Minnesota Vikings	83,505
11/7	W, 38-34	Philadelphia Eagles	72,807
11/14	W, 34-21	New York Giants	82,426
11/21	W, 24-17	at Dallas Cowboys	76,251
11/28	W, 42-21	at Pittsburgh Steelers	42,757
12/5	W, 24-16	Washington Redskins	77,765
12/12	L, 7-42	at Los Angeles Rams	49,048
12/19	W, 27-24	at St. Louis Cardinals	29,348

NFL CHAMPIONSHIP

1/2	L, 12-23	at Green Bay Packers	50,852
-----	----------	----------------------	--------

TEAM STATISTICS

	BROWNS	OPPONENT
Total First Downs	257	265
Rushing	133	104
Passing	97	135
Penalty	27	26
Total Net Yards	4,398	4,712
Avg. Per Game	314.1	336.6
Total Plays	836	869
Avg. Per Play	5.3	5.4
Net Yards Rushing	2,331	1,866
Avg. Per Game	166.5	133.3
Total Rushes	476	412
Net Yards Passing	2,067	2,846
Avg. Per Game	147.6	203.3
Sacked/Yards Lost	31/272	38/307
Gross Yards	2,339	3,153
Attempts/Completions	329/160	419/204
Completion Pct.	48.6%	48.7%
Had Intercepted	16	24
Punts/Avg.	69/45.7	69/41.1
Net Punting Avg.	69/41.9	69/34.9
Penalties/Yards Lost	84/976	62/586
Fumbles/Ball Lost	20/9	14/9
Touchdowns	45	43
Rushing	19	11
Passing	23	31
Returns	3	1

SCORE BY PERIODS	1ST	2ND	3RD	4TH	OT	TOT
Browns	60	114	85	104	0	363
Opponents	55	112	68	90	0	325

SCORING	RU	PA	ST	DF	PAT	ZRU	ZPA	FG	SAF	TP
Brown, Jim	17	4	0	0	0	0	0	0/0	0	126

PASSING	ATT	CMP	YDS	PCT	AVI/AT	TD	TD%	INT	INT%	LG	TKLD	RATING
Ryan, Frank	243	119	1,751	49.0	7.21	18	7.4	13	5.3	80t	23/202	75.3
Ninowski, Jim	83	40	549	48.2	6.61	4	4.8	3	3.6	32	8/70	70.8
Brown, Jim	2	1	39	50.0	19.50	1	50.0	0	0.0	39t	0/0	135.4
Groza, Lou	1	0	0	0.0	0.00	0	0.0	0	0.0	0	0/0	39.6
Browns	329	160	2,339	48.6	7.11	23	7.0	16	4.9	80t	31/272	75.3
Opponents	419	204	3,153	48.7	7.53	31	7.4	24	5.7	87t	38/307	74.8

* Led NFL

Groza, Lou	0	0	0	0	45/45	0	0	16/25	0	93
Collins, Gary	0	10	0	0	0/0	0	0	0/0	0	60
Green, Ernie	2	2	0	0	0/0	0	0	0/0	0	24
Roberts, W.	0	4	0	0	0/0	0	0	0/0	0	24
Hutchinson, T.	0	2	0	0	0/0	0	0	0/0	0	12
Kelly, Leroy	0	0	2	0	0/0	0	0	0/0	0	12
Brewer, J.	0	1	0	0	0/0	0	0	0/0	0	6
Fichtner, Ross	0	0	0	1	0/0	0	0	0/0	0	6
Browns	19	23	2	1	45/45	0	0	16/25	0	363
Opponents	11	31	1	0	40/42	0	0	9/18	0	325

RUSHING	NO	YDS	AVG	LG	TD
Brown, Jim	289	1,544*	5.3	67	17
Green, Ernie	111	436	3.9	41	2
Kelly, Leroy	37	139	3.8	16	0
Ryan, Frank	19	72	3.8	18	0
Scales, Charley	11	59	5.4	20	0
Ninowski, Jim	4	46	11.5	17	0
Roberts, Walter	3	30	10.0	14	0
Collins, Gary	1	16	16.0	16	0
Franklin, Bobby	1	-11	-11.0	-11	0
Browns	476	2,331	4.9	67	19
Opponents	412	1,866	4.5	54t	11

RECEIVING	NO	YDS	AVG	LG	TD
Collins, Gary	50	884	17.7	67	10
Brown, Jim	34	328	9.6	32t	4
Green, Ernie	25	298	11.9	69	2
Roberts, Walter	16	314	19.6	80t	4
Brewer, Johnny	13	174	13.4	25t	1
Kelly, Leroy	9	122	13.6	52	0
Hutchinson, Tom	6	113	18.8	24t	2
McNeil, Clifton	3	69	23.0	32	0
Warfield, Paul	3	30	10.0	13	0
Scales, Charley	1	7	7.0	7	0
Browns	160	2,339	14.6	80t	23
Opponents	204	3,153	15.5	87t	31

INTERCEPTIONS	NO	YDS	AVG	LG	TD
Benz, Larry	5	78	15.6	31	0
Fichtner, Ross	4	98	24.5	48	1
Parrish, Bernie	4	45	11.3	35	0
Costello, Vince	3	33	11.0	23	0
Houston, Jim	2	32	16.0	28	0
Barnes, Erich	1	35	35.0	35	0
Lindsey, Dale	1	11	11.0	11	0
Sczurek, Stan	1	10	10.0	10	0
Fiss, Galen	1	5	5.0	5	0
Glass, Bill	1	0	0.0	0	0
Williams, Sidney	1	0	0.0	0	0
Beach, Walter	0	2	0.0	2	0
Browns	24	349	14.5	48	1
Opponents	16	275	17.2	96t	1

PUNTING	NO	YDS	AVG	IN20	TB	LG	BLK
Collins, Gary	65	3,035	46.7*	0	10	71	0
Franklin, Bobby	4	118	29.5	0	0	31	0
Browns	69	3,153	45.7	0	10	71	0
Opponents	69	2,838	41.1	0	4	69	0

PUNT RETURNS	NO	FC	YDS	AVG	LG	TD
Kelly, Leroy	17	6	265	15.6*	67t	2
Roberts, Walter	18	13	162	9.0	51	0
Scales, Charley	1	0	0	0.0	0	0
Browns	36	19	427	11.9	67t	2
Opponents	36	7	269	7.5	67	0

KICKOFF RETURNS	NO	YDS	AVG	LG	TD
Kelly, Leroy	24	621	25.9	51	0
Roberts, Walter	18	493	27.4	88	0
Scales, Charley	4	88	22.0	24	0
Howell, Mike	2	3	1.5	3	0
Hutchinson, Tom	2	0	0.0	0	0
Green, Ernie	1	4	4.0	4	0
Lindsey, Dale	1	0	0.0	0	0
Franklin, Bobby	1	0	0.0	0	0
Browns	53	1,209	22.8	88	0
Opponents	58	1,334	23.0	65	0



1966 (9-5)

COACH: Blanton Collier

1966 USUAL STARTING LINEUPS

OFFENSE

WR	42	Paul Warfield
LT	77	Dick Schafrath
	73	Monte Clark
LG	60	John Wooten
C	56	John Morrow
	54	Fred Hoaglin
RG	66	Gene Hickerson
RT	73	M. Clark, 70 J. Brown
TE	89	M. Morin, 41 R. Smith
WR	86	Gary Collins
QB	13	Frank Ryan
RB	44	Leroy Kelly
RB	48	Ernie Green

DEFENSE

LDE	84	Paul Wiggin
LDT	71	Walter Johnson
RDT	69	Jim Kanicki
	78	Frank Parker
RDE	80	Bill Glass
LLB	82	Jim Houston
MLB	50	Vince Costello
	51	Dale Lindsey
RLB	83	Johnny Brewer
LCB	40	Erich Barnes
RCB	34	Mike Howell
	49	Walter Beach
LS	20	Ross Fichtner
		Ernie Kellermann
RS	24	Ernie Kellermann
	20	Ross Fichtner

RADIO ANNOUNCERS:

Gib Shanley, Jim Graner (WERE 1300 AM)

TELEVISION ANNOUNCERS:

Frank Gleiber, Warren Lahr (WJW-Channel 8)

DATE	RESULT	OPPONENT	ATT
9/11	W, 38-14	at Washington Redskins	48,643
9/18	L, 20-21	Green Bay Packers	83,943
9/25	L, 28-34	St. Louis Cardinals	74,814
10/2	W, 28-7	at New York Giants	62,916
10/8	W, 41-10	Pittsburgh Steelers	82,687
10/23	W, 30-21	Dallas Cowboys	84,721
10/30	W, 49-17	at Atlanta Falcons	57,235
11/6	L, 6-16	at Pittsburgh Steelers	39,690
11/13	W, 27-7	Philadelphia Eagles	77,968
11/20	W, 14-3	Washington Redskins	78,466
11/24	L, 14-26	at Dallas Cowboys	75,504
12/4	W, 49-40	New York Giants	61,651
12/11	L, 21-33	at Philadelphia Eagles	58,074
12/17	W, 38-10	at St. Louis Cardinals	47,721

TEAM STATISTICS

	BROWNS	OPPONENT
Total First Downs	278	255
Rushing	117	113
Passing	142	124
Penalty	19	18
Total Net Yards	5,071	4,266
Avg. Per Game	362.2	304.7
Total Plays	846	891
Avg. Per Play	6.0	4.8
Net Yards Rushing	2,166	1,894
Avg. Per Game	154.7	135.3
Total Rushes	415	450
Net Yards Passing	2,905	2,372
Avg. Per Game	207.5	169.4
Sacked/Yards Lost	29/237	35/278
Gross Yards	3,142	2,650
Attempts/Completions	402/212	406/221
Completion Pct.	52.7%	54.4%
Had Intercepted	15	30
Punts/Avg.	57/39.0	56/39.7
Net Punting Avg.	57/37.1	56/37.1
Penalties/Yards Lost	69/747	61/563
Fumbles/Ball Lost	17/10	24/19
Touchdowns	54	29
Rushing	18	12
Passing	33	14
Returns	3	3

SCORE BY PERIODS

	1ST	2ND	3RD	4TH	OT	TOT
Browns	87	92	90	134	0	403
Opponents	54	89	49	67	0	259

SCORING

	RU	PA	ST	DF	PAT	2RU	2PA	FG	SAF	TP
Kelly, Leroy	15	1	0	0	0/0	0	0	0/0	0	96

PASSING	ATT	CMP	YDS	PCT	AV/AT	TD	TD%	INT	INT%	LG	TKLD	RATNG
Ryan, Frank	382	200	2,974	52.4	7.79	29*	7.6	14	3.7	54	28/223	88.2
Ninowski, Jim	18	11	175	61.1	9.72	4	22.2	1	5.6	44†	1/14	110.0
Groza, Lou	1	1	7	100.0	7.00	0	0.0	0	0.0	-7	0/0	95.8
Kelly, Leroy	1	0	0	0.0	0.00	0	0.0	0	0.0	0	0/0	39.6
Browns	402	212	3,156	52.7	7.85	33	8.2	15	3.7	54	29/237	90.6
Opponents	406	221	2,650	54.4	6.53	14	3.4	30	7.4	58†	35/278	55.3

Groza, Lou	0	0	0	0	51/52	0	0	9/23	0	78
Collins, Gary	0	12	0	0	0/0	0	0	0/0	0	72
Green, Ernie	3	6	0	0	0/0	0	0	0/0	0	54
Warfield, Paul	0	5	1	0	0/0	0	0	0/0	0	36
Morin, Milt	0	3	0	0	0/0	0	0	0/0	0	18
Smith, Ralph	0	3	0	0	0/0	0	0	0/0	0	18
McNeil, Clifton	0	2	0	0	0/0	0	0	0/0	0	12
Houston, Jim	0	1	0	0	0/1	0	0	0/0	0	7
Glass, Bill	0	0	0	1	0/0	0	0	0/0	0	6
Fichtner, Ross	0	0	0	1	0/0	0	0	0/0	0	6
Team, Stat	0	0	0	0	0/1	0	0	0/0	0	0
Browns	18	33	1	2	52/54	0	0	9/23	0	403
Opponents	12	14	3	0	28/29	0	0	19/28	0	259

RUSHING	NO	YDS	AVG	LG	TD
Kelly, Leroy	209	1,141	5.5	70†	15*
Green, Ernie	144	750	5.2	35	3
Ryan, Frank	36	156	4.3	17	0
Harraway, Charley	7	40	5.7	18	0
Schultz, Randy	7	32	4.6	20	0
Pietrosante, Nick	7	20	2.9	8	0
Ninowski, Jim	3	-11	-3.7	4	0
Collins, Gary	2	38	19.0	36	0
Browns	415	2,166	5.2	70†	18
Opponents	450	1,894	4.2	37	12

RECEIVING	NO	YDS	AVG	LG	TD
Collins, Gary	56	946	16.9	54	12
Green, Ernie	45	445	9.9	31†	6
Warfield, Paul	36	741	20.6	51	5
Kelly, Leroy	32	366	11.4	40	1
Morin, Milt	23	333	14.5	32	3
Smith, Ralph	13	183	14.1	28	3
McNeil, Clifton	2	94	47.0	50†	2
Roberts, Walter	2	19	9.5	10	0
Pietrosante, Nick	1	12	12.0	12	0
Houston, Jim	1	10	10.0	10†	1
Costello, Vince	1	-7	-7.0	-7	0
Browns	212	3,142	14.8	54	33
Opponents	221	2,650	12.0	58†	14

INTERCEPTIONS	NO	YDS	AVG	LG	TD
Fichtner, Ross	8	152	19.0	58	1
Howell, Mike	8	62	7.8	29	0
Barnes, Erich	4	128	32.0	54	0
Kellermann, Ernie	3	23	7.7	12	0
Houston, Jim	2	27	13.5	21	0
Parrish, Bernie	1	16	16.0	16	0
Wiggin, Paul	1	0	0.0	0	0
Brewer, Johnny	1	0	0.0	0	0
Costello, Vince	1	0	0.0	0	0
Beach, Walter	1	0	0.0	0	0
Browns	30	408	13.6	58	1
Opponents	15	68	4.5	27	0

PUNTING	NO	YDS	AVG	IN20	TB	LG	BLK
Collins, Gary	57	2,223	39.0	0	6	60	0
Browns	57	2,223	39.0	0	6	60	0
Opponents	56	2,224	39.7	0	2	56	0

PUNT RETURNS	NO	FC	YDS	AVG	LG	TD
Kelly, Leroy	13	6	104	8.0	52	0
Roberts, Walter	11	13	42	3.8	30	0
Green, Ernie	0	2	0	0.0	0	0
Browns	24	21	146	6.1	52	0
Opponents	23	15	111	4.8	38	0

KICKOFF RETURNS	NO	YDS	AVG	LG	TD
Roberts, Walter	20	454	22.7	57	0
Kelly, Leroy	19	403	21.2	49	0
Harraway, Charley	9	193	21.4	33	0
Schultz, Randy	3	52	17.3	23	0
Pietrosante, Nick	2	9	4.5	8	0
Smith, Ralph	1	0	0.0	0	0
Browns	54	1,111	20.6	57	0
Opponents	68	1,501	22.1	94†	2

FIELD GOALS	1-19	20-29	30-39	40-49	50+	TOT
Groza, Lou	0/1	2/6	4/8	3/8	0/0	9/23
Browns	0/1	2/6	4/8	3/8	0/0	9/23
Opponents	7/7	5/8	5/8	2/4	0/1	19/28

* Led NFL



1967 (9-5)

COACH: Blanton Collier

1967 USUAL STARTING LINEUPS

OFFENSE

WR	42	Paul Warfield
LT	77	Dick Schafraht
LG	60	John Wooten
C	54	Fred Hoaglin
RG	66	Gene Hickerson
RT	73	Monte Clark
	65	John DeMarie
TE	41	Ralph Smith
WR	86	Gary Collins
	87	Eppie Barney
QB	13	F. Ryan, 15 G. Lane
RB	44	Leroy Kelly
RB	48	Ernie Green
	35	Larry Conjar

DEFENSE

LDE	84	P. Wiggins, 80 B. Glass
LDT	71	Walter Johnson
	69	Jim Kanicki
RDT	69	Jim Kanicki
	71	Walter Johnson
RDE	80	Bill Glass, 84 P. Wiggins
LLB	82	Jim Houston
	56	Bob Matheson
MLB	51	D. Lindsey, 82 J. Houston
RLB	83	Johnny Brewer
	52	Billy Andrews
LCB	40	E. Barnes, 28 B. Davis
RCB	34	M. Howell, 40 E. Barnes
LS	24	Ernie Kellermann
	20	Ross Fichtner
RS	20	Ross Fichtner
	24	Ernie Kellermann

RADIO ANNOUNCERS:

Gib Shanley, Jim Graner (WERE 1300 AM)

TELEVISION ANNOUNCERS:

Frank Gleiber, Warren Lahr (WJW-Channel 8)

DATE	RESULT	OPPONENT	ATT
9/17	L, 14-21	Dallas Cowboys	81,039
9/24	L, 14-31	at Detroit Lions	57,383
10/1	W, 42-7	at New Orleans Saints	77,045
10/7	W, 21-10	Pittsburgh Steelers	82,949
10/15	W, 20-16	St. Louis Cardinals	77,813
10/22	W, 24-0	Chicago Bears	83,183
10/29	L, 34-38	at New York Giants	62,903
11/5	W, 34-14	at Pittsburgh Steelers	47,131
11/12	L, 7-55	at Green Bay Packers	50,074
11/19	W, 14-10	Minnesota Vikings	68,431
11/26	W, 42-37	Washington Redskins	72,798
12/3	W, 24-14	New York Giants	78,594
12/10	W, 20-16	at St. Louis Cardinals	47,782
12/17	L, 24-28	at Philadelphia Eagles	60,658
		PLAYOFF	
12/24	L, 14-52	at Dallas Cowboys	70,786
		PLAYOFF BOWL	
1/7	L, 6-30	Los Angeles Rams	37,102

TEAM STATISTICS	BROWNS	OPPONENT
Total First Downs	238	281
Rushing	119	115
Passing	102	153
Penalty	17	13
Total Net Yards	4,316	4,848
Avg. Per Game	308.3	346.3
Total Plays	821	956
Avg. Per Play	5.3	5.1
Net Yards Rushing	2,139	1,767
Avg. Per Game	152.8	126.2
Total Rushes	444	459
Net Yards Passing	1,942	2,877
Avg. Per Game	138.7	205.5
Sacked/Yards Lost	44/372	44/354
Gross Yards	2,314	3,231
Attempts/Completions	333/160	454/250
Completion Pct.	48.0%	55.1%
Had Intercepted	18	22
Punts/Avg.	67/37.1	62/39.9
Net Punting Avg.	67/36.0	62/34.2
Penalties/Yards Lost	72/773	57/655
Fumbles/Ball Lost	24/17	29/14
Touchdowns	43	37
Rushing	15	15
Passing	22	19
Returns	6	3

SCORE BY PERIODS	1ST	2ND	3RD	4TH	OT	TOT
Browns	93	83	72	86	0	334
Opponents	55	101	66	75	0	297

SCORING	RU	PA	ST	DF	PAT	2RU	2PA	FG	SAF	TP
Kelly, Leroy	11	2	0	0	0/0	0	0	0/0	0	78
Groza, Lou	0	0	0	0	43/43	0	0	11/23	0	76
Warfield, Paul	0	8	0	0	0/0	0	0	0/0	0	48
Collins, Gary	0	7	0	0	0/0	0	0	0/0	0	42
Green, Ernie	4	2	0	0	0/0	0	0	0/0	0	36
McNeil, Clifton	0	2	0	0	0/0	0	0	0/0	0	12
Houston, Jim	0	0	0	2	0/0	0	0	0/0	0	12
Smith, Ralph	0	1	0	0	0/0	0	0	0/0	0	12
Brewer, J.	0	0	0	1	0/0	0	0	0/0	0	6
Davis, Ben	0	0	1	0	0/0	0	0	0/0	0	6
Ward, Carl	0	0	1	0	0/0	0	0	0/0	0	6
Browns	15	22	2	4	43/43	0	0	11/23	0	334
Opponents	15	19	3	0	36/37	0	0	13/25	0	297

RUSHING	NO	YDS	AVG	LG	TD
Kelly, Leroy	235	1,205*	5.1	42t	11
Green, Ernie	145	710	4.9	59t	4
Ryan, Frank	22	57	2.6	12	0
Conjar, Larry	20	78	3.9	16	0
Pietrosante, Nick	10	73	7.3	31	0
Harraway, Charley	5	-4	-0.8	2	0
Lane, Gary	2	21	10.5	12	0
Warfield, Paul	2	10	5.0	18	0
Shiner, Dick	2	-7	-3.5	-3	0
Collins, Gary	1	6	6.0	6	0
Browns	444	2,149	4.8	59t	15
Opponents	459	1,767	3.8	37	15

RECEIVING	NO	YDS	AVG	LG	TD
Green, Ernie	39	369	9.5	41t	2
Warfield, Paul	32	702	21.9	49t	8
Collins, Gary	32	500	15.6	33	7
Kelly, Leroy	20	282	14.1	48	2
Smith, Ralph	14	211	15.1	49t	1
Morin, Mit	7	90	12.9	21	0
Conjar, Larry	6	68	11.3	27	0
Pietrosante, Nick	6	56	9.3	23	0
McNeil, Clifton	3	33	11.0	23	2
Barney, Eppie	1	3	3.0	3	0
Browns	160	2,314	14.5	49t	22
Opponents	250	3,231	12.9	60t	19

INTERCEPTIONS	NO	YDS	AVG	LG	TD
Fichtner, Ross	4	113	28.3	88	0
Barnes, Erich	4	47	11.8	40	0
Houston, Jim	3	97	32.3	79t	2
Howell, Mike	3	20	6.7	20	0
Brewer, Johnny	2	75	37.5	70t	1
Davis, Ben	1	9	9.0	9	0
Kellermann, Ernie	1	9	9.0	9	0
Lindsey, Dale	1	5	5.0	5	0
Glass, Bill	1	0	0.0	0	0
Matheson, Bob	1	0	0.0	0	0
Ward, Carl	1	0	0.0	0	0
Browns	22	375	17.0	88	3
Opponents	18	290	16.1	42	1

PUNTING	NO	YDS	AVG	IN20	TB	LG	BLK
Collins, Gary	57	2,078	36.5	0	2	52	2
Kelly, Leroy	10	407	40.7	0	0	51	0
Browns	67	2,485	37.1	0	2	52	2
Opponents	62	2,475	39.9	0	2	57	0

PUNT RETURNS	NO	FC	YDS	AVG	LG	TD
Davis, Ben	18	7	229	12.7*	52t	1
Ward, Carl	6	3	62	10.3	24	0
Kelly, Leroy	9	4	59	6.6	32	0
Harraway, Charley	1	0	7	7.0	7	0
Youngblood, G.	1	0	0	0.0	0	0
Browns	35	14	357	10.2	52t	1
Opponents	29	21	70	2.4	12	0

KICKOFF RETURNS	NO	YDS	AVG	LG	TD
Davis, Ben	27	708	26.2	63	0
Ward, Carl	22	546	24.8	104t	1
Kelly, Leroy	5	131	26.2	32	0
Barney, Eppie	1	11	11.0	11	0
Browns	55	1,396	25.4	104t	1
Opponents	59	1,288	21.8	87t	2

FIELD GOALS	1-19	20-29	30-39	40-49	50+	TOT
Groza, Lou	2/2	2/5	6/8	1/7	0/1	11/23
Browns	2/2	2/5	6/8	1/7	0/1	11/23
Opponents	2/2	5/6	2/5	4/9	0/3	13/25

PASSING	ATT	CMP	YDS	PCT	AV/AT	TD	TD%	INT	INT%	LG	TKLD	RATING
Ryan, Frank	280	136	2,026	48.6	7.24	20	7.1	16	5.7	49t	38/318	72.7
Lane, Gary	43	21	254	48.8	5.91	2	4.7	1	2.3	23	4/30	73.2
Shiner, Dick	9	3	34	33.3	3.78	0	0.0	1	11.1	21	2/24	6.0
Kelly, Leroy	1	0	0	0.0	0.00	0	0.0	0	0.0	0	0/0	39.6
Browns	333	160	2,314	48.0	6.95	22	6.6	18	5.4	49t	44/372	70.6
Opponents	454	250	3,231	55.1	7.12	19	4.2	22	4.8	60t	44/354	71.4

* Led NFL



STAFF

PLAYERS

2017 SEASON

HISTORY

RECORDS

GAME DAY

1968 (10-4)

COACH: Blanton Collier

1968 USUAL STARTING LINEUPS

OFFENSE

WR	42	Paul Warfield
LT	77	Dick Schafrath
LG	65	John DeMarie
C	54	Fred Hoaglin
RG	66	Gene Hickerson
RT	73	Monte Clark
TE	89	Mitt Morin
WR	87	Eddie Barney
	86	Gary Collins
QB	16	B. Nelsen, 13 F. Ryan
RB	44	Leroy Kelly
RB	48	Ernie Green
	31	Charley Harraway

DEFENSE

DE	88	Ron Sridow
	81	Jack Gregory
LDT	71	Walter Johnson
RDT	69	Jim Kanicki
	84	Marvin Upshaw
RDE	80	Bill Glass
	81	Jack Gregory
LLB	82	Jim Houston
MLB	56	Bob Matheson
RLB	51	Dale Lindsey
	50	John Garlington
LCB	40	Erich Barnes
RCB	28	Ben Davis
LS	24	Ernie Kellermann
	34	Mike Howell
RS	34	Mike Howell
	24	Ernie Kellermann

RADIO ANNOUNCERS:

Gib Shanley, Jim Graner (WHK 1420 AM)

DATE	RESULT	OPPONENT	ATT
9/15	W, 24-10	at New Orleans Saints	74,215
9/22	L, 7-28	at Dallas Cowboys	68,733
9/29	L, 6-24	Los Angeles Rams	82,514
10/5	W, 31-24	Pittsburgh Steelers	81,865
10/13	L, 21-27	St. Louis Cardinals	79,349
10/20	W, 30-20	at Baltimore Colts	60,238
10/27	W, 30-7	Atlanta Falcons	67,723
11/3	W, 33-21	at San Francisco 49ers	31,359
11/10	W, 35-17	New Orleans Saints	71,025
11/17	W, 45-24	at Pittsburgh Steelers	41,572
11/24	W, 47-13	Philadelphia Eagles	62,338
12/1	W, 45-10	New York Giants	83,193
12/8	W, 24-21	at Washington Redskins	50,661
12/14	L, 16-27	at St. Louis Cardinals	39,746
PLAYOFF			
12/21	W, 31-20	Dallas Cowboys	81,497
NFL CHAMPIONSHIP			
12/29	L, 0-34	Baltimore Colts	80,628

TEAM STATISTICS

	BROWNS	OPPONENT								
Total First Downs	248	259								
Rushing	104	110								
Passing	123	130								
Penalty	21	19								
Total Net Yards	4,861	4,208								
Avg. Per Game	347.2	300.6								
Total Plays	831	888								
Avg. Per Play	5.8	4.7								
Net Yards Rushing	2,031	1,842								
Avg. Per Game	145.1	131.6								
Total Rushes	447	423								
Net Yards Passing	2,834	2,248								
Avg. Per Game	202.4	160.6								
Sacked/Yards Lost	21/181	26/199								
Gross Yards	3,015	2,447								
Attempts/Completions	363/184	439/213								
Completion Pct.	50.7%	48.5%								
Had Intercepted	16	32								
Punts/Avg.	63/37.3	60/39.9								
Net Punting Avg.	63/35.4	60/38.3								
Penalties/Yards Lost	74/851	61/620								
Fumbles/Ball Lost	23/14	20/14								
Touchdowns	49	33								
Rushing	20	11								
Passing	27	19								
Returns	2	3								
SCORE BY PERIODS										
	1ST	2ND	3RD	4TH	OT	TOT				
Browns	51	134	97	112	0	394				
Opponents	50	84	41	98	0	273				
SCORING										
	RU	PA	ST	DF	PAT	ZRU	ZPA	FG	SAF	TP*
Kelly, Leroy	16	4	0	0	0	0	0	0/0	0	120*
Cockroft, Don	0	0	0	0	46/48	0	0	18/24	0	100
Warfield, Paul	0	12	0	0	0/0	0	0	0/0	0	72
Morin, Mitt	0	5	0	0	0/0	0	0	0/0	0	30
Barney, Eddie	1	1	0	0	0/0	0	0	0/0	0	12
Green, Ernie	0	2	0	0	0/0	0	0	0/0	0	12

PASSING	ATT	CMP	YDS	PCT	AV/AT	TD	TD%	INT	INT%	LG	TKLD	RATING
Nelsen, Bill	293	152	2,366	51.9	8.08	19	6.5	10	3.4	87	11/102	86.4
Ryan, Frank	66	31	627	47.0	9.50	7	10.6	6	9.1	57/1	10/79	78.3
Kelly, Leroy	4	1	34	25.0	8.50	1	25.0	0	0.0	34/1	0/0	102.1
Browns	363	184	3,027	50.7	8.34	27	7.4	16	4.4	87	21/181	85.5
Opponents	439	213	2,447	48.5	5.57	19	4.3	32	7.3	56	26/199	49.8

Morrison, Reece	1	1	0	0	0/0	0	0	0/0	0	12	
Glass, Bill	0	0	0	1	0/0	0	0	0/0	0	6	
Barnes, Erich	0	0	0	1	0/0	0	0	0/0	0	6	
Harraway, Charley	1	1	0	0/0	0	0	0	0/0	0	6	
McDonald, Tommy	0	1	0	0	0/0	0	0	0/0	0	6	
Leigh, Charles	1	0	0	0	0/0	0	0	0/0	0	6	
Nelsen, Bill	1	0	0	0	0/0	0	0	0/0	0	6	
Browns	20	27	0	2	46/48	0	0	0	18/24	0	394
Opponents	11	19	3	0	33/33	0	0	0	14/26	0	273

RUSHING	NO	YDS	AVG	LG	TD
Kelly, Leroy	248	1,239*	5.0	65	16*
Harraway, Charley	91	334	3.7	23	0
Green, Ernie	41	152	3.7	14	0
Leigh, Charles	23	144	6.3	20t	1
Morrison, Reece	18	39	2.2	11	1
Nelsen, Bill	13	30	2.3	18	1
Ryan, Frank	11	64	5.8	19	0
Smith, Ralph	1	13	13.0	13	0
Morin, Mitt	1	8	8.0	8	0
Barney, Eddie	0	8	0.0	8t	1
Browns	447	2,031	4.5	65	20
Opponents	423	1,842	4.4	44	11

RECEIVING	NO	YDS	AVG	LG	TD
Warfield, Paul	50	1,067	21.3	65t	12
Morin, Mitt	43	792	18.4	87	5
Kelly, Leroy	22	297	13.5	68t	4
Barney, Eddie	16	142	8.9	62t	2
Green, Ernie	12	162	13.5	63	1
Harraway, Charley	9	230	25.6	39	0
Collins, Gary	7	113	16.1	42	1
McDonald, Tommy	3	-4	-1.3	4	0
Leigh, Charles	2	40	20.0	29t	1
Morrison, Reece	2	11	5.5	7	0
Smith, Ralph	2	11	5.5	7	0
Browns	184	3,039	16.5	87	27
Opponents	213	2,447	11.5	56	19

INTERCEPTIONS	NO	YDS	AVG	LG	TD
Davis, Ben	8	162	20.3	44	0
Howell, Mike	6	55	9.2	24	0
Kellermann, Ernie	6	29	4.8	12	0
Barnes, Erich	3	64	21.3	40t	1
Houston, Jim	3	11	3.7	7	0
Matheson, Bob	2	44	22.0	30	0
Glass, Bill	2	21	10.5	17t	1
Lindsey, Dale	1	0	0.0	0	0
Garlington, John	1	0	0.0	0	0
Browns	32	386	12.1	44	2
Opponents	16	152	9.5	40	1

PUNTING	NO	YDS	AVG	IN20	TB	LG	BLK
Cockroft, Don	61	2,297	37.7	0	1	59	0
Collins, Gary	2	52	26.0	0	0	28	0
Browns	63	2,349	37.3	0	1	59	0
Opponents	60	2,392	39.9	0	4	70	0

PUNT RETURNS	NO	FC	YDS	AVG	LG	TD
Leigh, Charles	14	2	76	5.4	29	0
Davis, Ben	9	8	11	1.2	9	0
Kelly, Leroy	1	0	9	9.0	9	0
Copeland, Jim	0	0	0	0.0	0	0
McDonald, Tommy	0	1	0	0.0	0	0
Browns	24	11	96	4.0	29	0
Opponents	21	26	120	5.7	17	0

KICKOFF RETURNS	NO	YDS	AVG	LG	TD
Leigh, Charles	14	322	23.0	41	0
Ward, Carl	13	236	18.2	35	0
James, Nathaniel	8	166	20.8	43	0
Davis, Ben	8	152	19.0	33	0
Morrison, Reece	4	85	21.3	33	0
Kelly, Leroy	1	10	10.0	10	0
Smith, Ralph	1	3	3.0	3	0
Houston, Jim	1	0	0.0	0	0
Copeland, Jim	1	0	0.0	0	0
Andrews, Billy	1	0	0.0	0	0
Barnes, Erich	1	0	0.0	0	0
Howell, Mike	1	0	0.0	0	0
Browns	54	974	18.0	43	0
Opponents	64	1,412	22.1	80	0

FIELD GOALS	1-19	20-29	30-39	40-49	50+	TOT
Cockroft, Don	6/6	7/7	2/4	2/6	1/1	18/24
Browns	6/6	7/7	2/4	2/6	1/1	18/24
Opponents	3/3	4/6	3/7	4/8	0/2	14/26

* Led NFL



1969 (10-3-1)

COACH: Blanton Collier

1969 USUAL STARTING LINEUPS

OFFENSE		DEFENSE	
WR 42	Paul Warfield	LDE 88	Ron Snidow
LT 77	Dick Schafraath	LDT 71	Walter Johnson
LG 65	John DeMarie	RDT 84	Marvin Upshaw
C 54	Fred Hoaglin		69 Jim Kanicki
RG 66	Gene Hickerson	RDE 81	Jack Gregory
RT 73	Monte Clark	LLB 82	Jim Houston
62	Joe Taffoni	MLB 51	Dale Lindsey
TE 89	Mitt Morin	56	Bob Matheson
83	Chip Glass	RLB 50	John Garlington
WR 86	Gary Collins	51	Dale Lindsey
QB 16	Bill Nelsen	LCB 40	Erich Barnes
RB 44	Leroy Kelly	RCB 29	Walt Sumner
26	Reece Morrison	LS 24	Ernie Kellermann
RB 30	Ron Johnson	20	Fred Summers
35	Bo Scott	RS 34	Mike Howell

RADIO ANNOUNCERS:
Gib Shanley, Jim Graner (WHK 1420 AM)

DATE	RESULT	OPPONENT	ATT
9/21	W, 27-20	at Philadelphia Eagles	60,658
9/28	W, 27-23	Washington Redskins	82,581
10/5	L, 21-28	Detroit Lions	82,533
10/12	W, 27-17	at New Orleans Saints	71,274
10/18	W, 42-31	Pittsburgh Steelers	84,078
10/26	T, 21-21	St. Louis Cardinals	81,186
11/2	W, 42-10	Dallas Cowboys	84,850
11/9	L, 3-51	at Minnesota Vikings	47,700
11/16	W, 24-3	at Pittsburgh Steelers	47,670
11/23	W, 28-17	New York Giants	80,595
11/30	W, 28-24	at Chicago Bears	45,050
12/7	W, 20-7	Green Bay Packers	82,137
12/14	W, 27-21	at St. Louis Cardinals	44,324
12/21	L, 14-27	at New York Giants	62,966
PLAYOFF			
12/28	W, 38-14	at Dallas Cowboys	69,321
NFL CHAMPIONSHIP			
1/4	L, 7-27	at Minnesota Vikings	47,900

TEAM STATISTICS

	BROWNS	OPPONENT
Total First Downs	250	257
Rushing	97	120
Passing	138	121
Penalty	15	16
Total Net Yards	4,428	4,420
Avg. Per Game	316.3	315.7
Total Plays	845	841
Avg. Per Play	5.2	5.3
Net Yards Rushing	1,788	1,956
Avg. Per Game	127.7	139.7
Total Rushes	447	417
Net Yards Passing	2,640	2,464
Avg. Per Game	188.6	176.0
Sacked/Yards Lost	20/190	37/323
Gross Yards	2,830	2,787
Attempts/Completions	378/199	387/202
Completion Pct.	52.6%	52.2%
Had Intercepted	21	19
Punts/Avg.	60/37.5	64/40.5
Net Punting Avg.	60/36.3	64/37.9
Penalties/Yards Lost	58/603	72/746
Fumbles/Ball Lost	25/14	32/22
Touchdowns	45	38
Rushing	17	18
Passing	24	19
Returns	4	1

SCORE BY PERIODS	1ST	2ND	3RD	4TH	OT	TOT
Browns	77	117	70	87	0	351
Opponents	41	91	38	130	0	300

SCORING	RU	PA	ST	DF	PAT	2RU	2PA	FG	SAF	TOT
Cockroft, Don	0	0	0	0	45/45	0	0	12/23	0	81
Collins, Gary	0	11	0	0	0/0	0	0	0/0	0	66
Kelly, Leroy	9	1	0	0	0/0	0	0	0/0	0	60
Warfield, Paul	0	10	0	0	0/0	0	0	0/0	0	60

PASSING	ATT	CMP	YDS	PCT	AV/AT	TD	TD%	INT	INT%	LG	TKLD	RATING
Nelsen, Bill	352	190	2,743	54.0	7.79	23	6.5	19	5.4	82t	17/164	78.8
Kelly, Leroy	5	1	36	20.0	7.20	1	20.0	0	0.0	36t	0/0	96.7
Rhyme, Jerry	19	7	35	36.8	1.84	0	0.0	2	10.5	22	3/26	5.7
Morrison, Reece	1	1	16	100.0	16.00	0	0.0	0	0.0	16	0/0	118.8
Johnson, Ron	1	0	0	0.0	0.00	0	0.0	0	0.0	0	0/0	39.6
Browns	378	199	2,830	52.6	7.49	24	6.3	21	5.6	82t	20/190	75.2
Opponents	387	202	2,787	52.2	7.20	19	4.9	19	4.9	84t	37/323	71.5

Johnson, Ron	7	0	0	0	0/0	0	0	0/0	0	42	
Glass, Chip	0	2	0	0	0/0	0	0	0/0	0	12	
Johnson, W.	0	0	0	1	0/0	0	0	0/0	0	6	
Barnes, Erich	0	0	0	1	0/0	0	0	0/0	0	6	
Sumner, Walt	0	0	0	1	0/0	0	0	0/0	0	6	
Morrison, R.	1	0	0	0	0/0	0	0	0/0	0	6	
Kellermann, E.	0	0	0	1	0/0	0	0	0/0	0	6	
Browns	17	24	0	4	45/45	0	0	0	12/23	0	351
Opponents	18	19	1	0	36/37	0	0	0	12/22	0	300

RUSHING	NO	YDS	AVG	LG	TD
Kelly, Leroy	196	817	4.2	31	9
Johnson, Ron	138	472	3.4	48t	7
Morrison, Reece	59	300	5.1	54	1
Scott, Bo	44	157	3.6	20	0
Nelsen, Bill	5	-11	-2.2	3	0
Morin, Mit	2	30	15.0	22	0
Warfield, Paul	2	23	11.5	16	0
Rhyme, Jerry	1	0	0.0	0	0
Browns	447	1,788	4.0	54	17
Opponents	417	1,956	4.7	57	18

RECEIVING	NO	YDS	AVG	LG	TD
Collins, Gary	54	786	14.6	48t	11
Warfield, Paul	42	886	21.1	82t	10
Morin, Mit	37	495	13.4	35	0
Johnson, Ron	24	164	6.8	18	0
Kelly, Leroy	20	267	13.4	36	1
Morrison, Reece	6	71	11.8	26	0
Scott, Bo	6	25	4.2	14	0
Glass, Chip	4	91	22.8	40	2
Jones, Dave	2	33	16.5	22	0
Hooker, Fair	2	21	10.5	12	0
Leigh, Charles	2	-9	-4.5	4	0
Browns	199	2,830	14.2	82t	24
Opponents	202	2,787	13.8	84t	19

INTERCEPTIONS	NO	YDS	AVG	LG	TD
Howell, Mike	6	21	3.5	11	0
Sumner, Walt	4	82	20.5	40t	1
Kellermann, Ernie	3	40	13.3	40t	1
Garlington, John	2	4	2.0	4	0
Barnes, Erich	1	55	55.0	55t	1
Gregory, Jack	1	12	12.0	12	0
Lindsey, Dale	1	3	3.0	3	0
Upshaw, Marvin	1	0	0.0	0	0
Browns	19	217	11.4	55t	3
Opponents	21	275	13.1	56	1

PUNTING	NO	YDS	AVG	IN20	TB	LG	BLK
Cockroft, Don	57	2,138	37.5	0	6	55	1
Collins, Gary	3	112	37.3	0	1	59	0
Browns	60	2,250	37.5	0	7	59	1
Opponents	64	2,593	40.5	0	0	58	0

PUNT RETURNS	NO	FC	YDS	AVG	LG	TD
Sumner, Walt	9	11	72	8.0	21	0
Morrison, Reece	11	3	49	4.5	15	0
Kelly, Leroy	7	0	28	4.0	13	0
Leigh, Charles	5	1	18	3.6	14	0
Browns	32	15	167	5.2	21	0
Opponents	20	21	72	3.6	55	0

KICKOFF RETURNS	NO	YDS	AVG	LG	TD
Scott, Bo	25	722	28.9	65	0
Morrison, Reece	9	155	17.2	31	0
Brown, Dean	2	45	22.5	24	0
Kelly, Leroy	2	26	13.0	14	0
Leigh, Charles	2	6	3.0	6	0
Johnson, Ron	1	31	31.0	31	0
Kanicki, Jim	1	0	0.0	0	0
Jenkins, Al	1	0	0.0	0	0
Matheson, Bob	1	0	0.0	0	0
Mitchell, Alvin	1	0	0.0	0	0
Howell, Mike	1	0	0.0	0	0
Browns	46	985	21.4	65	0
Opponents	56	1,166	20.8	48	0

FIELD GOALS	1-19	20-29	30-39	40-49	50+	TOT
Cockroft, Don	0/0	7/8	3/8	2/6	0/1	12/23
Browns	0/0	7/8	3/8	2/6	0/1	12/23
Opponents	2/3	4/5	5/6	1/6	0/2	12/22



1970 (7-7)

COACH: Blanton Collier
 DIVISION FINISH: 2nd AFC Central
 1970 USUAL STARTING LINEUPS

OFFENSE		DEFENSE	
WR 43	F. Hooker, 85 H. Jones	LDE 88	Ron Snidow
LT 77	Dick Schafrath	80	Joe Jones
LG 65	John DeMarie	LDT 71	Walter Johnson
C 54	Fred Hoaglin	RDT 72	Jerry Sherk
RG 66	Gene Hickerson	RDE 81	Jack Gregory
RT 62	Joe Taftoni	LLB 82	Jim Houston
TE 89	Milt Morin	50	John Garlington
83	Chip Glass	MLB 82	Jim Houston
WR 86	Gary Collins	56	Bob Matheson
85	Homer Jones	RLB 52	Billy Andrews
QB 16	Bill Nelsen	51	Dale Lindsey
15	Mike Phipps	LCB 40	Erich Barnes
RB 44	Leroy Kelly	RCB 29	Walt Sumner
26	Reece Morrison	28	Ben Davis
RB 35	Bo Scott	LS 24	Ernie Kellermann
26	Reece Morrison	RS 34	Mike Howell

RADIO ANNOUNCERS:
 Gib Shanley, Jim Graner (WHK 1420 AM)

DATE	RESULT	OPPONENT	ATT
9/21	W, 31-21	New York Jets	85,703
9/27	L, 31-34	at San Francisco 49ers	37,502
10/3	W, 15-7	Pittsburgh Steelers	84,349
10/11	W, 30-27	Cincinnati Bengals	83,520
10/18	L, 24-41	Detroit Lions	83,577
10/25	W, 28-0	at Miami Dolphins	75,313
11/1	L, 10-27	San Diego Chargers	80,047
11/8	L, 20-23	at Oakland Raiders	54,463
11/15	L, 10-14	at Cincinnati Bengals	60,007
11/22	W, 28-14	Houston Oilers	74,723
11/29	L, 9-28	at Pittsburgh Steelers	50,214
12/7	W, 21-10	at Houston Oilers	50,582
12/12	L, 2-6	Dallas Cowboys	75,458
12/20	W, 27-13	at Denver Broncos	51,001

TEAM STATISTICS	BROWNS	OPPONENT
Total First Downs	239	236
Rushing	84	104
Passing	134	120
Penalty	21	12
Total Net Yards	4,161	4,244
Avg. Per Game	297.2	303.1
Total Plays	870	844
Avg. Per Play	4.8	5.0
Net Yards Rushing	1,579	2,006
Avg. Per Game	112.8	143.3
Total Rushes	462	451
Net Yards Passing	2,582	2,238
Avg. Per Game	184.4	159.9
Sacked/Yards Lost	16/170	35/290
Gross Yards	2,752	2,528
Attempts/Completions	392/190	357/186
Completion Pct.	48.5%	52.1%
Had Intercepted	24	19
Punts/Avg.	71/42.6	66/42.4
Net Punting Avg.	71/41.4	66/38.9
Penalties/Yards Lost	65/634	88/871
Fumbles/Ball Lost	24/14	28/12
Touchdowns	35	32
Rushing	14	10
Passing	17	16
Returns	4	6

SCORE BY PERIODS	1ST	2ND	3RD	4TH	OT	TOT
Browns	54	92	85	55	0	— 286
Opponents	54	100	37	74	0	— 265

SCORING	RU	PA	ST	DF	PAT	ZRU	ZPA	FG	SAF	TP
Cockroft, Don	0	0	0	0	34/35	0	0	12/22	0	70
Scott, Bo	7	4	0	0	0/0	0	0	0/0	0	66
Kelly, Leroy	6	2	0	0	0/0	0	0	0/0	0	48
Collins, Gary	0	4	0	0	0/0	0	0	0/0	0	24
Jones, Homer	0	1	1	0	0/0	0	0	0/0	0	12
Glass, Chip	0	2	0	0	0/0	0	0	0/0	0	12

PASSING	ATT	CMP	YDS	PCT	AVI/AT	TD	TD%	INT	INT%	LG	TKLD	RATING
Nelsen, Bill	313	159	2,156	50.8	6.89	16	5.1	16	5.1	78t	8/79	68.9
Phipps, Mike	60	29	529	48.3	8.82	1	1.7	5	8.3	53t	7/86	49.9
Gault, Don	19	2	67	10.5	3.53	0	0.0	3	15.8	44	1/5	2.2
Browns	392	190	2,752	48.5	7.02	17	4.3	24	6.1	78t	16/170	60.7
Opponents	357	186	2,528	52.1	7.08	16	4.5	19	5.3	81t	35/290	67.8

Hooker, Fair	0	2	0	0	0/0	0	0	0/0	0	12
Andrews, Billy	0	0	0	1	0/0	0	0	0/0	0	6
Morrison, Reece	0	1	0	0	0/0	0	0	0/0	0	6
Barnes, Erich	0	0	0	1	0/0	0	0	0/0	0	6
Minniear, Randy	1	0	0	0	0/0	0	0	0/0	0	6
Lindsey, Dale	0	0	0	1	0/0	0	0	0/0	0	6
Morin, Milt	1	0	0	0	0/0	0	0	0/0	0	6
Johnson, Walter	0	0	0	0	0/0	0	0	0/0	0	1.2
Snidow, Ron	0	0	0	0	0/0	0	0	0/0	0	1.2
Reynolds, Chuck	0	0	0	0	0/0	0	0	0/0	0	1.2
Browns	14	17	1	3	34/35	0	0	12/22	3	286
Opponents	10	16	6	0	31/32	0	0	14/26	0	265

RUSHING	NO	YDS	AVG	LG	TD
Kelly, Leroy	206	656	3.2	33t	6
Scott, Bo	151	625	4.1	63t	7
Morrison, Reece	73	175	2.4	18	0
Minniear, Randy	12	39	3.3	9	1
Phipps, Mike	11	94	8.5	26	0
Nelsen, Bill	7	-4	-0.6	2	0
Morin, Milt	1	2	2.0	2	0
Brown, Ken	1	-8	-8.0	-8	0
Browns	462	1,579	3.4	63t	14
Opponents	451	2,006	4.4	73	11

RECEIVING	NO	YDS	AVG	LG	TD
Scott, Bo	40	351	8.8	24	4
Morin, Milt	37	611	16.5	36	1
Hooker, Fair	28	490	17.5	69	2
Collins, Gary	26	351	13.5	28	4
Kelly, Leroy	24	311	13.0	55	2
Glass, Chip	19	403	21.2	78t	2
Jones, Homer	10	141	14.1	43t	1
Morrison, Reece	5	95	19.0	53t	1
Minniear, Randy	1	-1	-1.0	-1	0
Browns	190	2,752	14.5	78t	17
Opponents	186	2,528	13.6	81t	16

INTERCEPTIONS	NO	YDS	AVG	LG	TD
Barnes, Erich	5	85	17.0	38t	1
Sumner, Walt	4	85	21.3	34	0
Lindsey, Dale	2	65	32.5	56t	1
Houston, Jim	1	25	25.0	25	0
Andrews, Billy	1	25	25.0	25t	1
Kellermann, Ernie	1	18	18.0	18	0
Matheson, Bob	1	11	11.0	11	0
Garlington, John	1	6	6.0	6	0
Johnson, Walter	1	4	4.0	4	0
Howell, Mike	1	0	0.0	0	0
Davis, Ben	1	0	0.0	0	0
Browns	19	324	17.1	56t	3
Opponents	24	399	16.6	62t	4

PUNTING	NO	YDS	AVG	IN20	TB	LG	BLK
Cockroft, Don	71	3,023	42.6	0	7	71	1
Browns	71	3,023	42.6	0	7	71	1
Opponents	66	2,801	42.4	0	3	65	0

PUNT RETURNS	NO	FC	YDS	AVG	LG	TD
Morrison, Reece	15	2	133	8.9	34	0
Sumner, Walt	8	11	70	8.8	38	0
Schoen, Tom	8	1	18	2.3	7	0
Kelly, Leroy	2	0	15	7.5	12	0
Jenkins, Al	1	0	0	0.0	0	0
Jones, Dave	0	2	0	0.0	0	0
Browns	34	16	236	6.9	38	0
Opponents	23	28	83	3.6	33	0

KICKOFF RETURNS	NO	YDS	AVG	LG	TD
Jones, Homer	29	739	25.5	94t	1
Morrison, Reece	7	153	21.9	36	0
Brown, Ken	2	44	22.0	32	0
Matheson, Bob	2	21	10.5	14	0
Schoen, Tom	1	27	27.0	27	0
Righetti, Joe	1	17	17.0	17	0
Morin, Milt	1	0	0.0	0	0
Glass, Chip	1	0	0.0	0	0
Browns	44	1,001	22.8	94t	1
Opponents	39	956	24.5	91	0

FIELD GOALS	1-19	20-29	30-39	40-49	50+	TOT
Cockroft, Don	3/4	2/3	4/7	3/7	0/1	12/22
Browns	3/4	2/3	4/7	3/7	0/1	12/22
Opponents	2/2	1/4	5/7	3/7	3/6	14/26

STAFF

PLAYERS

2017 SEASON

HISTORY

RECORDS

GAME DAY



1971 (9-5)

COACH: Nick Skorich

DIVISION FINISH: 1st AFC Central

1971 USUAL STARTING LINEUPS

OFFENSE		DEFENSE	
WR 43	Fair Hooker	LDE 80	J. Jones, 88 R. Snidow
LT 77	Dick Schafrath	LDT 71	Walter Johnson
73	Doug Dieken	RDT 72	Jerry Sherk
LG 65	John DeMarie	RDE 81	Jack Gregory
C 54	Fred Hoaglin	LLB 82	Jim Houston
64	Jim Copeland	50	Jim Garlington
RG 66	Gene Hickerson	MLB 51	Dale Lindsey
RT 78	Bob McKay	82	Jim Houston
TE 89	Milt Morin	RLB 52	Billy Andrews
WR 86	Gary Collins	51	Dale Lindsey
25	Frank Pitts	LCB 22	C. Scott, 20 F. Summers
QB 16	Bill Nelsen	RCB 28	B. Davis, 29 W. Sumner
15	Mike Phipps	LS 29	Walt Sumner
RB 44	Leroy Kelly	24	Ernie Kellermann
RB 35	Bo Scott	RS 34	M. Howell, 40 E. Barnes

RADIO ANNOUNCERS:

Gib Shanley, Jim Graner (WHK 1420 AM)

DATE	RESULT	OPPONENT	ATT
9/19	W, 31-0	Houston Oilers	73,387
9/26	W, 14-13	at Baltimore Colts	56,837
10/4	L, 20-34	Oakland Raiders	84,285
10/10	W, 27-17	Pittsburgh Steelers	83,391
10/17	W, 27-24	at Cincinnati Bengals	60,284
10/24	L, 0-27	Denver Broncos	75,674
10/31	L, 14-31	Atlanta Falcons	76,825
11/7	L, 9-26	at Pittsburgh Steelers	50,202
11/14	L, 7-13	at Kansas City Chiefs	50,388
11/21	W, 27-7	New England Patriots	65,238
11/28	W, 37-24	at Houston Oilers	37,921
12/5	W, 31-27	Cincinnati Bengals	82,705
12/12	W, 21-17	at New Orleans Saints	72,794
12/19	W, 20-13	at Washington Redskins	53,041
PLAYOFF			
12/26	L, 3-20	Baltimore Colts	74,082

TEAM STATISTICS	BROWNS	OPPONENT
Total First Downs	231	232
Rushing	89	115
Passing	127	100
Penalty	15	17
Total Net Yards	3,857	4,194
Avg. Per Game	275.5	299.6
Total Plays	859	848
Avg. Per Play	4.5	4.9
Net Yards Rushing	1,558	2,227
Avg. Per Game	111.3	159.1
Total Rushes	461	484
Net Yards Passing	2,299	1,967
Avg. Per Game	164.2	140.5
Sacked/Yards Lost	22/222	25/203
Gross Yards	2,521	2,170
Attempts/Completions	376/188	339/156
Completion Pct.	50.0%	46.0%
Had Intercepted	27	24
Punts/Avg.	67/39.9	66/42.4
Net Punting Avg.	67/36.5	66/37.0
Penalties/Yards Lost	68/612	86/772
Fumbles/Ball Lost	29/18	31/16
Touchdowns	34	30
Rushing	19	14
Passing	14	12
Returns	1	4

SCORE BY PERIODS	1ST	2ND	3RD	4TH	OT	TOT
Browns	47	71	64	103	0	285
Opponents	51	120	23	79	0	273

SCORING	RU	PA	ST	DF	PAT	ZRU	ZPA	FG	SAF	TP
Cockroft, Don	0	0	0	0	34/34	0	0	15/28	0	79
Kelly, Leroy	10	2	0	0	0/0	0	0	0/0	0	72
Scott, Bo	9	1	0	0	0/0	0	0	0/0	0	60
Pitts, Frank	0	4	0	0	0/0	0	0	0/0	0	24
Collins, Gary	0	3	0	0	0/0	0	0	0/0	0	18

PASSING	ATT	CMP	YDS	PCT	AVI/AT	TD	TD%	INT	INT%	LG	TKLD	RATING
Nelsen, Bill	325	174	2,319	53.5	7.14	13	4.0	23	7.1	53t	22/222	60.3
Phipps, Mike	47	13	179	27.7	3.81	1	2.1	4	8.5	39	0/0	14.6
Kelly, Leroy	4	1	23	25.0	5.75	0	0.0	0	0.0	23	0/0	51.0
Browns	376	188	2,521	50.0	6.70	14	3.7	27	7.2	53t	22/222	54.2
Opponents	339	156	2,170	46.0	6.40	12	3.5	24	7.1	53	25/203	49.4

Morin, Milt	0	2	0	0	0/0	0	0	0/0	0	12
Glass, Chip	0	1	0	0	0/0	0	0	0/0	0	6
Johnson, W.	0	0	0	1	0/0	0	0	0/0	0	6
Hooker, Fair	0	1	0	0	0/0	0	0	0/0	0	6
Dieken, Doug	0	0	0	0	0/0	0	0	0/0	1	2
Browns	19	14	0	1	34/34	0	0	0	15/28	1 285
Opponents	14	12	4	0	30/30	0	0	0	21/31	0 273

RUSHING	NO	YDS	AVG	LG	TD
Kelly, Leroy	234	865	3.7	35	10
Scott, Bo	179	606	3.4	35	9
Nelsen, Bill	13	-18	-1.4	4	0
Brown, Ken	11	47	4.3	17	0
Cornell, Bo	11	12	1.1	6	0
Phipps, Mike	6	35	5.8	15	0
Morrison, Reece	5	-2	-0.4	4	0
Cockroft, Don	1	12	12.0	12	0
Morin, Milt	1	1	1.0	1	0
Browns	461	1,558	3.4	35	19
Opponents	484	2,227	4.6	86t	14

RECEIVING	NO	YDS	AVG	LG	TD
Hooker, Fair	45	649	14.4	48	1
Morin, Milt	40	581	14.5	31	2
Scott, Bo	30	233	7.8	35	1
Pitts, Frank	27	487	18.0	53t	4
Kelly, Leroy	25	252	10.1	29	2
Collins, Gary	15	231	15.4	29	3
Jones, Dave	4	66	16.5	21	0
Cornell, Bo	1	18	18.0	18	0
Glass, Chip	1	4	4.0	4t	1
Browns	188	2,521	13.4	53t	14
Opponents	156	2,170	13.9	53	12

INTERCEPTIONS	NO	YDS	AVG	LG	TD
Sumner, Walt	5	35	7.0	25	0
Scott, Clarence	4	47	11.8	21	0
Andrews, Billy	3	34	11.3	19	0
Kellermann, Ernie	3	0	0.0	0	0
Howell, Mike	2	93	46.5	68	0
Lindsey, Dale	2	50	25.0	29	0
Davis, Ben	2	18	9.0	15	0
Sherk, Jerry	2	3	1.5	3	0
Garlington, John	1	0	0.0	0	0
Snidow, Ron	0	3	0.0	0	0
Browns	24	283	11.8	68	0
Opponents	27	453	16.8	66	2

PUNTING	NO	YDS	AVG	IN20	TB	LG	BLK
Cockroft, Don	62	2,508	40.5	0	2	59	2
Collins, Gary	5	162	32.4	0	0	42	0
Browns	67	2,670	39.9	0	2	59	2
Opponents	66	2,800	42.4	0	7	59	1

PUNT RETURNS	NO	FC	YDS	AVG	LG	TD
Kelly, Leroy	30	4	292	9.7	74	0
Jones, Dave	9	2	63	7.0	20	0
Kellermann, Ernie	1	0	4	4.0	4	0
Browns	40	6	359	9.0	74	0
Opponents	26	19	227	8.7	45	0

KICKOFF RETURNS	NO	YDS	AVG	LG	TD
Brown, Ken	15	330	22.0	35	0
Morrison, Reece	9	267	29.7	52	0
Pitts, Frank	9	238	26.4	35	0
Brown, Stan	7	157	22.4	32	0
Houston, Jim	1	21	21.0	21	0
Cornell, Bo	1	19	19.0	19	0
Dieken, Doug	1	16	16.0	16	0
Kelly, Leroy	1	11	11.0	11	0
Kellermann, Ernie	1	5	5.0	5	0
Glass, Chip	1	1	1.0	1	0
Browns	46	1,065	23.2	52	0
Opponents	55	1,252	22.8	58	0

FIELD GOALS	1-19	20-29	30-39	40-49	50+	TOT
Cockroft, Don	2/3	6/6	6/9	1/9	0/1	15/28
Browns	2/3	6/6	6/9	1/9	0/1	15/28
Opponents	6/7	9/11	4/8	2/4	0/1	21/31

STAFF

PLAYERS

2017 SEASON

HISTORY

RECORDS

GAME DAY



1972 (10-4)

COACH: Nick Skorich
DIVISION FINISH: 2nd AFC Central
1972 USUAL STARTING LINEUPS

OFFENSE		DEFENSE	
WR 43	Fair Hooker	LDE 87	Rich Jackson
LT 73	Doug Dieken	81	Nick Roman
LG 66	Gene Hickerson	LDT 71	Walter Johnson
C 61	Bob DeMarco	RDT 72	Jerry Sherk
54	Fred Hoaglin	RDE 84	Bob Briggs
RG 65	John DeMarie	81	Nick Roman
68	Bob Pena	LLB 59	Charlie Hall
RT 78	Bob McKay	MLB 51	Dale Lindsey
65	John DeMarie	82	Jim Houston
TE 89	Milt Morin	RLB 52	Billy Andrews
WR 25	Frank Pitts	RCB 28	Ben Davis
85	Paul Staroba	SS 27	Thom Darden
QB 15	Mike Phipps	34	Mike Howell
16	Bill Nelsen	FS 29	Walt Summer
RB 44	Leroy Kelly	27	Thom Darden
RB 35	Bo Scott		

RADIO ANNOUNCERS:
 Gib Shanley, Jim Graner (WHK 1420 AM)

DATE	RESULT	OPPONENT	ATT
9/17	L, 10-26	Green Bay Packers	75,771
9/24	W, 27-17	at Philadelphia Eagles	65,720
10/1	W, 27-6	Cincinnati Bengals	81,564
10/8	L, 7-31	Kansas City Chiefs	83,819
10/15	L, 0-17	Chicago Bears	72,339
10/22	W, 23-17	at Houston Oilers	38,113
10/29	W, 27-20	at Denver Broncos	51,656
11/5	W, 20-0	Houston Oilers	61,985
11/13	W, 21-17	at San Diego Chargers	54,205
11/19	W, 26-24	Pittsburgh Steelers	83,009
11/26	W, 27-10	Buffalo Bills	70,104
12/3	L, 0-30	at Pittsburgh Steelers	50,350
12/9	W, 27-24	at Cincinnati Bengals	59,524
12/17	W, 26-10	at New York Jets	62,614
		PLAYOFF	
12/24	L, 14-20	at Miami Dolphins	78,196

TEAM STATISTICS	BROWNS	OPPONENT
Total First Downs	215	240
Rushing	102	130
Passing	101	89
Penalty	12	21
Total Net Yards	3,709	4,069
Avg. Per Game	264.9	290.6
Total Plays	817	868
Avg. Per Play	4.5	4.7
Net Yards Rushing	1,793	2,333
Avg. Per Game	128.1	166.6
Total Rushes	453	520
Net Yards Passing	1,916	1,736
Avg. Per Game	136.9	124.0
Sacked/Yards Lost	27/219	38/258
Gross Yards	2,135	1,994
Attempts/Completions	337/158	310/160
Completion Pct.	46.9%	51.6%
Had Intercepted	19	13
Punts/Avg.	81/43.2	74/40.9
Net Punting Avg.	81/38.8	74/38.0
Penalties/Yards Lost	57/536	63/557
Fumbles/Ball Lost	21/9	39/16
Touchdowns	29	27
Rushing	13	13
Passing	13	14
Returns	3	0

SCORE BY PERIODS	1ST	2ND	3RD	4TH	OT	TOT
Browns	39	95	46	88	0	— 268
Opponents	61	57	72	59	0	— 249

SCORING	RU	PA	ST	DF	PAT	2RU	2PA	FG	SAF	TP
Cockroft, Don	0	0	0	0	28/29	0	0	22/27	0	94
Pitts, Frank	0	8	0	0	0/0	0	0	0/0	0	48
Kelly, Leroy	4	1	0	0	0/0	0	0	0/0	0	30

PASSING	ATT	CMP	YDS	PCT	AVI/AT	TD	TD%	INT	INT%	LG	TKLD	RATNG
Phipps, Mike	305	144	1,994	47.2	6.54	13	4.3	16	5.2	80t	23/183	61.0
Nelsen, Bill	31	14	141	45.2	4.55	0	0.0	3	9.7	26t	3/29	19.1
Kelly, Leroy	1	0	0	0.0	0.00	0	0.0	0	0.0	0	1/7	39.6
Browns	337	158	2,135	46.9	6.34	13	3.9	19	5.6	80t	27/219	56.9
Opponents	310	160	1,994	51.6	6.43	14	4.5	13	4.2	80t	38/258	69.5

Phipps, Mike	5	0	0	0	0/0	0	0	0/0	0	30
Hooker, Fair	0	2	0	0	0/0	0	0	0/0	0	12
Scott, Bo	2	0	0	0	0/0	0	0	0/0	0	12
Brown, Ken	2	0	0	0	0/0	0	0	0/0	0	12
Morin, Milt	0	1	0	0	0/0	0	0	0/0	0	6
Staroba, Paul	0	1	0	0	0/0	0	0	0/0	0	6
Briggs, Bob	0	0	0	1	0/0	0	0	0/0	0	6
Roman, Nick	0	0	0	1	0/0	0	0	0/0	0	6
Scott, Clarence	0	0	1	0	0/0	0	0	0/0	0	6
Browns	13	13	1	2	28/29	0	0	22/27	0	268
Opponents	13	14	0	2	27/27	0	0	20/29	0	249

RUSHING	NO	YDS	AVG	LG	TD
Kelly, Leroy	224	811	3.6	18	4
Scott, Bo	123	571	4.6	27t	2
Phipps, Mike	60	256	4.3	18	5
Brown, Ken	32	114	3.6	14	2
Cornell, Bo	7	8	1.1	7	0
Pitts, Frank	3	29	9.7	13	0
Lefear, Billy	3	6	2.0	4	0
Nelsen, Bill	1	-2	-2.0	-2	0
Browns	453	1,793	4.0	27t	13
Opponents	520	2,333	4.5	75t	13

RECEIVING	NO	YDS	AVG	LG	TD
Pitts, Frank	36	620	17.2	80t	8
Hooker, Fair	32	441	13.8	43	2
Morin, Milt	30	540	18.0	36	1
Kelly, Leroy	23	204	8.9	28	1
Scott, Bo	23	172	7.5	30	0
Brown, Ken	5	64	12.8	19	0
Glass, Chip	5	61	12.2	24	0
Cornell, Bo	2	7	3.5	5	0
Staroba, Paul	1	19	19.0	19t	1
Richardson, Gloster	1	7	7.0	7	0
Browns	158	2,135	13.5	80t	13
Opponents	160	1,994	12.5	80t	14

INTERCEPTIONS	NO	YDS	AVG	LG	TD
Darden, Thom	3	64	21.3	20	0
Davis, Ben	3	10	3.3	10	0
Roman, Nick	1	36	36.0	36t	1
Briggs, Bob	1	16	16.0	16	0
Hall, Charlie	1	12	12.0	12	0
Carlington, John	1	10	10.0	10	0
Andrews, Billy	1	4	4.0	4	0
Johnson, Walter	1	1	1.0	1	0
Howell, Mike	1	1	1.0	1	0
Browns	13	154	11.8	36t	1
Opponents	19	145	7.6	35	0

PUNTING	NO	YDS	AVG	IN20	TB	LG	BLK
Cockroft, Don	81	3,498	43.2	0	4	65	0
Browns	81	3,498	43.2	0	4	65	0
Opponents	74	3,023	40.9	0	7	60	0

PUNT RETURNS	NO	FC	YDS	AVG	LG	TD
Majors, Bobby	16	6	96	6.0	41	0
Darden, Thom	15	7	71	4.7	37	0
Kelly, Leroy	5	3	40	8.0	14	0
Summer, Walt	1	2	14	14.0	14	0
Browns	37	18	221	6.0	41	0
Opponents	46	21	357	7.8	60	0

KICKOFF RETURNS	NO	YDS	AVG	LG	TD
Brown, Ken	20	473	23.6	47	0
Majors, Bobby	10	222	22.2	40	0
Lefear, Billy	6	138	23.0	29	0
Morrison, Reece	3	67	22.3	32	0
Johnson, Walter	2	33	16.5	24	0
Browns	41	933	22.8	47	0
Opponents	50	1,198	24.0	66	0

FIELD GOALS	1-19	20-29	30-39	40-49	50+	TOT
Cockroft, Don	5/5	7/8	7/8	2/5	1/1	22/27
Browns	5/5	7/8	7/8	2/5	1/1	22/27
Opponents	6/7	2/5	7/9	5/7	0/1	20/29

STAFF

PLAYERS

2017 SEASON

HISTORY

RECORDS

GAME DAY



1973 (7-5-2)

COACH: Nick Skorich
DIVISION FINISH: 3rd AFC Central
1973 USUAL STARTING LINEUPS

OFFENSE		DEFENSE	
WR 43	Fair Hooker	LDE 80	Joe Jones
	42 Gloster Richardson	LDT 71	Walter Johnson
LT 73	Doug Dieken	RDT 72	Jerry Sherk
LG 66	Gene Hickerson	RDE 81	Nick Roman
C 61	Bob DeMarco	LLB 59	Charlie Hall
	64 Jim Copeland	MLB 60	Bob Babich
RG 65	John DeMarie	52	Billy Andrews
RT 78	Bob McKay	RLB 50	John Garlington
TE 89	Milt Morin	LCB 22	Clarence Scott
	83 Chip Glass	RCB 28	Ben Davis
WR 25	Frank Pitts	23	Clifford Brooks
	42 Gloster Richardson	SS 29	Walt Sumner
QB 15	Mike Phipps	21	Van Green
RB 44	L. Kelly, 26 B. Lefear	FS 27	Thom Darden
RB 30	Ken Brown	21	Van Green

RADIO ANNOUNCERS:
 Gib Shanley, Jim Graner (WHK 1420 AM)

DATE	RESULT	OPPONENT	ATT
9/16	W, 24-14	Baltimore Colts	74,303
9/23	L, 6-33	at Pittsburgh Steelers	49,396
9/30	W, 12-10	New York Giants	76,065
10/7	W, 17-10	Cincinnati Bengals	70,805
10/15	L, 9-17	Miami Dolphins	72,070
10/21	W, 42-13	Houston Oilers	61,146
10/28	T, 16-16	San Diego Chargers	68,244
11/4	L, 3-26	at Minnesota Vikings	45,590
11/11	W, 23-13	at Houston Oilers	37,230
11/18	W, 7-3	at Oakland Raiders	47,398
11/25	W, 21-16	Pittsburgh Steelers	67,773
12/2	T, 20-20	at Kansas City Chiefs	70,296
12/9	L, 17-34	at Cincinnati Bengals	58,266
12/16	L, 17-30	at Los Angeles Rams	73,948

TEAM STATISTICS	BROWNS	OPPONENT
Total First Downs	200	196
Rushing	107	102
Passing	79	79
Penalty	14	15
3rd Down: Made/Att	61/190	62/205
3rd Down Pct.	32.1%	30.2%
Total Net Yards	3,341	3,827
Avg. Per Game	238.6	273.4
Total Plays	859	854
Avg. Per Play	3.9	4.5
Net Yards Rushing	1,968	2,091
Avg. Per Game	140.6	149.4
Total Rushes	506	513
Net Yards Passing	1,373	1,736
Avg. Per Game	98.1	124.0
Sacked/Yards Lost	45/368	29/248
Gross Yards	1,741	1,984
Attempts/Completions	308/152	312/144
Completion Pct.	49.4%	46.2%
Had Intercepted	20	12
Punts/Avg.	82/40.5	78/40.4
Net Punting Avg.	82/37.1	78/36.4
Penalties/Yards Lost	70/620	79/738
Fumbles/Ball Lost	34/17	21/9
Touchdowns	24	24
Rushing	12	7
Passing	10	16
Returns	2	1

SCORE BY PERIODS	1ST	2ND	3RD	4TH	OT	TOT
Browns	58	63	46	67	0	— 234
Opponents	50	76	69	60	0	— 255

SCORING	RU	PA	ST	DF	PAT	2RU	2PA	FG	SAF	TP
Cockroft, Don	0	0	0	0	24/24	0	0	22/31	0	90
Pruitt, Greg	4	1	0	0	0/0	0	0	0/0	0	30
Phipps, Mike	5	0	0	0	0/0	0	0	0/0	0	30

PASSING	ATT	CMP	YDS	PCT	AV/AT	TD	TD%	INT	INT%	LG	TKLD	RATING
Phipps, Mike	299	148	1,719	49.5	5.75	9	3.0	20	6.7	51t	44/362	49.4
Horn, Don	8	4	22	50.0	2.75	1	12.5	0	0.0	12	1/6	95.8
Pruitt, Greg	1	0	0	0.0	0.00	0	0.0	0	0.0	0	0/0	39.6
Browns	308	152	1,741	49.4	5.65	10	3.2	20	6.5	51t	45/368	50.5
Opponents	312	144	1,984	46.2	6.36	16	5.1	12	3.8	70t	29/248	68.1

Pitts, Frank	0	4	0	0	0/0	0	0	0/0	0	24
Kelly, Leroy	3	0	0	0	0/0	0	0	0/0	0	18
Hooker, Fair	0	2	0	0	0/0	0	0	0/0	0	12
Morin, Milt	0	1	0	0	0/0	0	0	0/0	0	6
Richardson, G.	0	1	0	0	0/0	0	0	0/0	0	6
Scott, Bo	0	1	0	0	0/0	0	0	0/0	0	6
Scott, C.	0	0	0	1	0/0	0	0	0/0	0	6
Green, Van	0	0	0	1	0/0	0	0	0/0	0	6
Browns	12	10	0	2	24/24	0	0	22/31	0	234
Opponents	7	16	1	0	24/24	0	0	29/46	0	255

RUSHING	NO	YDS	AVG	LG	TD
Brown, Ken	161	537	3.3	17	0
Kelly, Leroy	132	389	2.9	19	3
Pruitt, Greg	61	369	6.0	65t	4
Phipps, Mike	60	395	6.6	27	5
Scott, Bo	34	79	2.3	20	0
McKinnis, Hugh	28	77	2.8	12	0
Lefear, Billy	26	135	5.2	43	0
Richardson, Gloster	3	-10	-3.3	4	0
Cockroft, Don	1	-3	-3.0	-3	0
Browns	506	1,968	3.9	65t	12
Opponents	513	2,091	4.1	70	7

RECEIVING	NO	YDS	AVG	LG	TD
Pitts, Frank	31	317	10.2	26t	4
Morin, Milt	26	417	16.0	51t	1
Brown, Ken	22	187	8.5	46	0
Hooker, Fair	18	196	10.9	26	2
Kelly, Leroy	15	180	12.0	36	0
Richardson, Gloster	12	175	14.6	32	1
Pruitt, Greg	9	110	12.2	42	1
Scott, Bo	6	23	3.8	9	1
Lefear, Billy	5	38	7.6	13	0
Holden, Steve	3	27	9.0	17	0
McKinnis, Hugh	3	11	3.7	12	0
Glass, Chip	2	60	30.0	47	0
Browns	152	1,741	11.5	51t	10
Opponents	144	1,984	13.8	70t	16

INTERCEPTIONS	NO	YDS	AVG	LG	TD
Scott, Clarence	5	71	14.2	45t	1
Davis, Ben	2	33	16.5	20	0
Sumner, Walt	2	4	2.0	4	0
Babich, Bob	1	48	48.0	48	0
Darden, Thom	1	36	36.0	36	0
Garlington, John	1	10	10.0	10	0
Browns	12	202	16.8	48	1
Opponents	20	271	13.6	39	0

PUNTING	NO	YDS	AVG	IN20	TB	LG	BLK
Cockroft, Don	82	3,321	40.5	0	3	71	1
Browns	82	3,321	40.5	0	3	71	1
Opponents	78	3,151	40.4	0	5	63	0

PUNT RETURNS	NO	FC	YDS	AVG	LG	TD
Pruitt, Greg	16	3	180	11.3	46	0
Darden, Thom	9	10	51	5.7	11	0
Lefear, Billy	7	2	51	7.3	19	0
Holden, Steve	2	0	19	9.5	19	0
Kelly, Leroy	1	0	7	7.0	7	0
Hall, Charlie	1	0	0	0.0	0	0
Browns	36	15	308	8.6	46	0
Opponents	44	19	280	6.4	48	0

KICKOFF RETURNS	NO	YDS	AVG	LG	TD
Pruitt, Greg	16	453	28.3	54	0
Lefear, Billy	15	337	22.5	59	0
Holden, Steve	8	172	21.5	29	0
Long, Mel	6	87	14.5	38	0
Romaniszyn, Jim	2	21	10.5	16	0
Dieken, Doug	2	14	7.0	9	0
Browns	49	1,084	22.1	59	0
Opponents	48	1,165	24.3	58	0

FIELD GOALS	1-19	20-29	30-39	40-49	50+	TOT
Cockroft, Don	4/4	7/8	4/7	7/11	0/1	22/31
Browns	4/4	7/8	4/7	7/11	0/1	22/31
Opponents	11/11	8/9	4/9	6/15	0/2	29/46



1974 (4-10)

COACH: Nick Skorich
DIVISION FINISH: 4th AFC Central
1974 USUAL STARTING LINEUPS

OFFENSE		DEFENSE	
WR 43	F. Hooker, 83 J. Dunbar	LDE 81	Nick Roman
LT 73	Doug Dieken	74	Carl Barisich
LG 69	P. Adams, 78 B. McKay	LDT 71	Walter Johnson
C 61	Bob DeMarco	RDT 72	Jerry Sherk
RG 65	John DeMarie	RDE 66	Mike Seifert
62	Glen Holloway	81	Nick Roman
RT 79	Gerry Sullivan	LLB 59	Charlie Hall
78	Bob McKay	MLB 60	Bob Babich
TE 89	Mitt Morin	RLB 50	John Garlington
84	Jim Thaxton	LCB 22	Clarence Scott
WR 88	Steve Holden	RCB 21	Van Green
42	Gloster Richardson	23	Clifford Brooks
QB 15	M. Phipps, 17 B. Sipe	SS 21	Van Green
RB 30	K. Brown, 34 G. Pruitt	29	Walt Sumner
RB 34	Greg Pruitt	FS 27	Thom Darden
37	Hugh McKinnis	28	Eddie Brown

RADIO ANNOUNCERS:
 Gib Shanley, Jim Graner (WHK 1420 AM)

DATE	RESULT	OPPONENT	ATT
9/15	L, 7-33	at Cincinnati Bengals	53,113
9/22	W, 20-7	Houston Oilers	58,988
9/29	L, 7-29	at St. Louis Cardinals	43,472
10/6	L, 24-40	Oakland Raiders	65,247
10/13	L, 24-34	Cincinnati Bengals	70,897
10/20	L, 16-20	at Pittsburgh Steelers	48,100
10/27	W, 23-21	Denver Broncos	60,478
11/3	L, 35-36	at San Diego Chargers	36,631
11/10	W, 21-14	at New England Patriots	61,279
11/17	L, 16-26	Pittsburgh Steelers	77,739
11/24	L, 10-15	Buffalo Bills	66,504
12/1	W, 7-0	San Francisco 49ers	24,559
12/7	L, 17-41	at Dallas Cowboys	48,754
12/15	L, 24-28	at Houston Oilers	37,910

TEAM STATISTICS	BROWNS	OPPONENT
Total First Downs	223	247
Rushing	104	126
Passing	92	95
Penalty	27	26
3rd Down: Made/Att	67/196	74/193
3rd Down Pct.	34.2%	38.3%
Total Net Yards	3,651	4,440
Avg. Per Game	260.8	317.1
Total Plays	876	890
Avg. Per Play	4.2	5.0
Net Yards Rushing	1,924	2,415
Avg. Per Game	137.4	172.5
Total Rushes	461	555
Net Yards Passing	1,727	2,025
Avg. Per Game	123.4	144.6
Sacked/Yards Lost	48/402	28/234
Gross Yards	2,129	2,259
Attempts/Completions	367/179	308/139
Completion Pct.	48.8%	45.1%
Had Intercepted	24	24
Punts/Avg.	90/40.5	76/38.0
Net Punting Avg.	90/32.6	76/31.1
Penalties/Yards Lost	78/767	81/731
Fumbles/Ball Lost	34/15	31/16
Touchdowns	30	43
Rushing	14	17
Passing	12	22
Returns	4	4

SCORE BY PERIODS	1ST	2ND	3RD	4TH	OT	TOT
Browns	61	60	29/30	0	14/16	0 — 251
Opponents	62	103	116	63	0	— 344

SCORING	RU	PA	ST	DF	PAT	2RU	2PA	FG	SAP	TF
Cockroft, Don	0	0	0	0	29/30	0	0	14/16	0	71
Brown, Ken	4	2	0	0	0/0	0	0	0/0	0	36
Pruitt, Greg	3	1	1	0	0/0	0	0	0/0	0	30
Sipe, Brian	4	0	0	0	0/0	0	0	0/0	0	24

PASSING	ATT	CMP	YDS	PCT	AVIAT	TD	TD%	INT	INT%	LG	TKLD	RATING
Phipps, Mike	256	117	1,384	45.7	5.41	9	3.5	17	6.6	55	33/280	46.7
Sipe, Brian	108	59	603	54.6	5.58	1	0.9	7	6.5	37	15/122	47.0
Pruitt, Greg	2	2	115	100.0	57.50	2	100.0	0	0.0	60t	0t	158.3
Cockroft, Don	1	1	27	100.0	27.00	0	0.0	0	0.0	27	0t	118.8
Browns	367	179	2,129	48.8	5.80	12	3.3	24	6.5	60t	48/402	50.6
Opponents	308	139	2,259	45.1	7.33	22	7.1	24	7.8	75t	28/234	61.6

Morin, Milt	0	3	0	0	0/0	0	0	0/0	0	18
Holden, Steve	0	3	0	0	0/0	0	0	0/0	0	18
Richardson, G.	0	2	0	0	0/0	0	0	0/0	0	12
McKinnis, H.	2	0	0	0	0/0	0	0	0/0	0	12
Hall, Charlie	0	0	1	0	0/0	0	0	0/0	0	6
Hooker, Fair	0	1	0	0	0/0	0	0	0/0	0	6
Darden, Thom	0	0	0	1	0/0	0	0	0/0	0	6
Green, Van	0	0	0	1	0/0	0	0	0/0	0	6
Phipps, Mike	1	0	0	0	0/0	0	0	0/0	0	6
Browns	14	12	1	3	29/30	0	0	14/16	0	251
Opponents	17	22	4	0	38/43	0	0	14/23	3	344

RUSHING	NO	YDS	AVG	LG	TD
Pruitt, Greg	126	540	4.3	54	3
Brown, Ken	125	458	3.7	27	4
McKinnis, Hugh	124	519	4.2	44t	2
Phipps, Mike	39	279	7.2	19	1
Scott, Bo	23	86	3.7	20	0
Sipe, Brian	16	44	2.8	17	4
Lefear, Billy	6	2	0.3	4	0
Holden, Steve	1	6	6.0	6	0
Thaxton, Jim	1	-10	-10.0	-10	0
Browns	461	1,924	4.2	54	14
Opponents	555	2,415	4.4	54	17

RECEIVING	NO	YDS	AVG	LG	TD
McKinnis, Hugh	32	258	8.1	55	0
Holden, Steve	30	452	15.1	53	3
Brown, Ken	29	194	6.7	19	2
Morin, Milt	27	330	12.2	32	3
Pruitt, Greg	21	274	13.0	43	1
Richardson, Gloster	9	266	29.6	60t	2
Scott, Bo	7	22	3.1	13	0
Dunbar, Jubilee	6	74	12.3	25	0
Sullivan, Dave	5	92	18.4	37	0
Thaxton, Jim	4	71	17.8	34	0
Hooker, Fair	4	48	12.0	17	1
Lefear, Billy	4	21	5.3	8	0
Green, Van	1	27	27.0	27	0
Browns	179	2,129	11.9	60t	12
Opponents	139	2,259	16.3	75t	22

INTERCEPTIONS	NO	YDS	AVG	LG	TD
Darden, Thom	8	105	13.1	31	0
Scott, Clarence	4	42	10.5	25	0
Hall, Charlie	3	54	18.0	29t	1
Green, Van	2	56	28.0	36t	1
Garlington, John	2	33	16.5	28	0
Brown, Eddie	2	24	12.0	24	0
Andrews, Billy	1	18	18.0	18	0
Babich, Bob	1	4	4.0	4	0
Thaxton, Jim	1	0	0.0	0	0
Browns	24	336	14.0	36t	2
Opponents	24	423	17.6	59	1

PUNTING	NO	YDS	AVG	IN20	TB	LG	BLK
Cockroft, Don	90	3,643	40.5	0	11	64	0
Browns	90	3,643	40.5	0	11	64	0
Opponents	76	2,885	38.0	0	3	56	0

PUNT RETURNS	NO	FC	YDS	AVG	LG	TD
Pruitt, Greg	27	0	349	12.9	72	0
Darden, Thom	21	0	173	8.2	45	0
Lefear, Billy	2	0	1	0.5	1	0
Brown, Eddie	2	1	0	0.0	0	0
Browns	52	1	523	10.1	72	0
Opponents	68	5	705	10.4	62t	1

KICKOFF RETURNS	NO	YDS	AVG	LG	TD
Lefear, Billy	26	574	22.1	41	0
Pruitt, Greg	22	606	27.5	88t	1
Brown, Eddie	6	138	23.0	36	0
Romaniszyn, Jim	5	48	9.6	17	0
Brown, Ken	1	9	9.0	9	0
Browns	60	1,375	22.9	88t	1
Opponents	55	1,345	24.5	94t	1

FIELD GOALS	1-19	20-29	30-39	40-49	50+	TOT
Cockroft, Don	1/1	7/7	3/3	3/4	0/1	14/16
Browns	1/1	7/7	3/3	3/4	0/1	14/16
Opponents	1/1	3/3	6/7	4/8	0/4	14/23

STAFF

PLAYERS

2017 SEASON

HISTORY

RECORDS

GAME DAY



1975 (3-11)

COACH: Forrest Gregg
DIVISION FINISH: 4th AFC Central
1975 USUAL STARTING LINEUPS

OFFENSE		DEFENSE	
WR 33 Reggie Rucker	LDE 77 Ron East		
LT 73 Doug Dieken	LDT 71 Walter Johnson		
LG 67 Chuck Hutchison	RT 74 Carl Barisich		
C 54 Tom DeLeonie	RDT 72 Jerry Sherk		
RG 65 John DeMarie	RDE 70 Mack Mitchell		
78 Bob McKay	MLB 59 Charlie Hall		
RG 68 Robert E. Jackson	LLB 52 Dick Ambrose		
RT 79 Gerry Sullivan	60 Bob Babich		
63 Barry Darrow	RLB 50 John Garlington		
TE 81 O. Roan, 89 M. Morin	60 Bob Babich		
WR 88 S. Holden, 80 W. Miller	LCB 22 Clarence Scott		
QB 15 M. Phipps, 17 B. Sipe	RCB 20 Tony Peters		
RB 34 Greg Pruitt	SS 24 P. Athas, 21 V. Green		
RB 39 Billy Pritchett	FS 42 N. Craig, 21 V. Green		
37 Hugh McKinnis			

RADIO ANNOUNCERS:
 Gib Shanley, Jim Mueller (WHK 1420 AM)

DATE	RESULT	OPPONENT	ATT
9/21	L, 17-24	at Cincinnati Bengals	52,874
9/28	L, 10-42	Minnesota Vikings	68,064
10/5	L, 6-42	Pittsburgh Steelers	73,595
10/12	L, 10-40	Houston Oilers	46,531
10/19	L, 15-16	at Denver Broncos	52,590
10/26	L, 7-23	Washington Redskins	56,702
11/2	L, 7-21	at Baltimore Colts	35,235
11/9	L, 10-21	at Detroit Lions	75,283
11/16	L, 17-38	at Oakland Raiders	50,461
11/23	W, 35-23	Cincinnati Bengals	56,427
11/30	W, 17-16	New Orleans Saints	44,753
12/7	L, 17-31	at Pittsburgh Steelers	47,962
12/14	W, 40-14	Kansas City Chiefs	44,368
12/21	L, 10-21	at Houston Oilers	43,770

TEAM STATISTICS	BROWNS	OPPONENT
Total First Downs	247	274
Rushing	109	124
Passing	114	125
Penalty	24	25
3rd Down Made/Att	78/210	96/213
3rd Down Pct.	37.1%	45.1%
Total Net Yards	3,807	4,621
Avg. Per Game	271.9	330.1
Total Plays	915	939
Avg. Per Play	4.2	4.9
Net Yards Rushing	1,850	2,032
Avg. Per Game	132.1	145.1
Total Rushes	440	544
Net Yards Passing	1,957	2,589
Avg. Per Game	139.8	184.9
Sacked/Yards Lost	38/340	34/300
Gross Yards	2,297	2,889
Attempts/Completions	437/220	361/202
Completion Pct.	50.3%	56.0%
Had Intercepted	23	10
Punts/Avg.	82/40.5	73/38.5
Net Punting Avg.	82/34.7	73/34.5
Penalties/Yards Lost	85/851	88/729
Fumbles/Ball Lost	35/14	26/16
Touchdowns	24	48
Rushing	14	21
Passing	7	25
Returns	3	2

SCORE BY PERIODS	1ST	2ND	3RD	4TH	OT	TOT
Browns	32	42	59	85	0	218
Opponents	92	119	60	101	0	372

SCORING	RU	PA	ST	DF	PAT	ZRU	2PA	FG	SAF	TP
Cockroft, Don	0	0	0	0	21/24	0	0	17/23	0	72
Pruitt, Greg	8	1	0	0	0/0	0	0	0/0	0	54
McKinnis, Hugh	4	0	0	0	0/0	0	0	0/0	0	24
Roan, Oscar	0	3	0	0	0/0	0	0	0/0	0	18
Rucker, Reggie	0	3	0	0	0/0	0	0	0/0	0	18
Miller, Willie	0	0	1	0	0/0	0	0	0/0	0	6
Hall, Charlie	0	0	0	1	0/0	0	0	0/0	0	6
Hill, Jim	0	0	0	1	0/0	0	0	0/0	0	6
Brown, Ken	1	0	0	0	0/0	0	0	0/0	0	6
Miller, Cleo	1	0	0	0	0/0	0	0	0/0	0	6
East, Ron	0	0	0	0	0/0	0	0	0/0	1	2

PASSING	ATT	YDS	PCT	AVIAT	TD	TD%	INT	INT%	LG	TKLD	RATING	
Phipps, Mike	313	162	1,749	51.8	5.59	4	1.3	19	6.1	48	28/261	47.5
Sipe, Brian	88	45	427	51.1	4.85	1	1.1	3	3.4	22	8/58	54.5
Cureton, Will	32	10	95	31.3	2.97	1	3.1	1	3.1	16	2/21	38.0
Miller, Willie	1	1	26	100.0	26.00	1	100.0	0	0.0	26t	0/0	158.3
Cockroft, Don	2	2	2	100.0	1.00	0	0.0	0	0.0	1	0/0	79.2
Hynoski, Henry	1	0	0	0.0	0.00	0	0.0	0	0.0	0	0/0	39.6
Browns	437	220	2,299	50.3	5.26	7	1.6	23	5.3	48	38/340	49.4
Opponents	361	202	2,889	56.0	8.00	25	6.9	10	2.8	75t	34/300	93.6

Browns	14	7	1	2	21/24	0	0	17/23	1	218
Opponents	21	25	2	0	45/48	0	0	13/21	0	372

RUSHING	NO	YDS	AVG	LG	TD
Pruitt, Greg	217	1,067	4.9	50	8
Pritchett, Billy	75	199	2.7	19	0
McKinnis, Hugh	71	259	3.6	14	4
Phipps, Mike	18	70	3.9	12	0
Pooler, Larry	17	114	6.7	26	0
Brown, Ken	16	45	2.8	8	1
Sipe, Brian	9	60	6.7	21	0
Hynoski, Henry	7	38	5.4	11	0
Miller, Cleo	6	3	0.5	6	1
Holden, Steve	2	-4	-2.0	0	0
Cureton, Will	1	1	1.0	1	0
Miller, Willie	1	-2	-2.0	-2	0
Browns	440	1,850	4.2	50	14
Opponents	544	2,032	3.7	41	21

RECEIVING	NO	YDS	AVG	LG	TD
Rucker, Reggie	60	770	12.8	40t	3
Pruitt, Greg	44	299	6.8	48	1
Roan, Oscar	41	463	11.3	31	3
Holden, Steve	21	320	15.2	28	0
McKinnis, Hugh	17	155	9.1	20	0
Pritchett, Billy	16	109	6.8	18	0
Miller, Willie	7	57	8.1	17	0
Hynoski, Henry	4	31	7.8	15	0
Brown, Ken	2	23	11.5	17	0
Miller, Cleo	2	20	10.0	10	0
Morin, Milt	1	19	19.0	19	0
Lefear, Billy	1	14	14.0	14	0
Parris, Gary	1	12	12.0	12	0
Pooler, Larry	1	5	5.0	5	0
Craig, Neal	1	1	1.0	1	0
Green, Van	1	-1	-1.0	-1	0
Browns	220	2,297	10.4	48	7
Opponents	202	2,889	14.3	75t	25

INTERCEPTIONS	NO	YDS	AVG	LG	TD
Hall, Charlie	2	28	14.0	19	0
Scott, Clarence	2	4	2.0	4	0
Hill, Jim	1	56	56.0	56t	1
Graf, Dave	1	19	19.0	19	0
Pitts, John	1	0	0.0	0	0
Craig, Neal	1	0	0.0	0	0
Green, Van	1	0	0.0	0	0
Peters, Tony	1	0	0.0	0	0
Browns	10	107	10.7	56t	1
Opponents	23	340	14.8	67t	1

PUNTING	NO	YDS	AVG	IN20	TB	LG	BLK
Cockroft, Don	82	3,317	40.5	0	7	67	1
Browns	82	3,317	40.5	0	7	67	1
Opponents	73	2,810	38.5	0	8	57	1

PUNT RETURNS	NO	FC	YDS	AVG	LG	TD
Pruitt, Greg	13	1	130	10.0	30	0
Miller, Willie	10	0	47	4.7	23	0
Athas, Pete	5	2	36	7.2	16	0
Pooler, Larry	6	0	35	5.8	11	0
Hynoski, Henry	2	0	16	8.0	9	0
Brown, Eddie	2	0	16	8.0	9	0
Lefear, Billy	1	0	14	14.0	14	0
Green, Van	1	0	0	0.0	0	0
Browns	40	3	294	7.3	30	0
Opponents	45	15	469	10.4	48	0

KICKOFF RETURNS	NO	YDS	AVG	LG	TD
Pruitt, Greg	14	302	21.6	40	0
Lefear, Billy	13	412	31.7	92	0
Hynoski, Henry	8	194	24.3	37	0
Brown, Ken	7	126	18.0	29	0
Brown, Eddie	6	126	21.0	27	0
Athas, Pete	6	95	15.8	23	0
Miller, Willie	4	94	23.5	38	0
Miller, Cleo	3	70	23.3	31	0
McKinnis, Hugh	3	39	13.0	16	0
Pooler, Larry	2	65	32.5	40	0
Ambrose, Dick	1	3	3.0	3	0
Browns	67	1,526	22.8	92	0
Opponents	48	1,278	26.6	81t	1

FIELD GOALS	1-19	20-29	30-39	40-49	50+	TOT
Cockroft, Don	1/1	7/9	4/6	5/5	0/2	17/23
Browns	1/1	7/9	4/6	5/5	0/2	17/23
Opponents	0/0	6/8	3/5	3/6	1/2	13/2

PASSING	ATT	YDS	PCT	AVIAT	TD	TD%	INT	INT%	LG	TKLD	RATING	
Phipps, Mike	313	162	1,749	51.8	5.59	4	1.3	19	6.1	48	28/261	47.5
Sipe, Brian	88	45	427	51.1	4.85	1	1.1	3	3.4	22	8/58	54.5
Cureton, Will	32	10	95	31.3	2.97	1	3.1	1	3.1	16	2/21	38.0
Miller, Willie	1	1	26	100.0	26.00	1	100.0	0	0.0	26t	0/0	158.3
Cockroft, Don	2	2	2	100.0	1.00	0	0.0	0	0.0	1	0/0	79.2
Hynoski, Henry	1	0	0	0.0	0.00	0	0.0	0	0.0	0	0/0	39.6
Browns	437	220	2,299	50.3	5.26	7	1.6	23	5.3	48	38/340	49.4
Opponents	361	202	2,889	56.0	8.00	25	6.9	10	2.8	75t	34/300	93.6



1976 (9-5)

COACH: Forrest Gregg
DIVISION FINISH: 3rd AFC Central

1976 USUAL STARTING LINEUPS

OFFENSE		DEFENSE	
WR 42 Paul Warfield	LDE 64 Joe Jones	LDE 64 Joe Jones	
LT 73 Doug Dieken	LDT 71 Walter Johnson	LDT 71 Walter Johnson	
LG 69 Pete Adams	RDE 72 Jerry Sherk	RDE 72 Jerry Sherk	
C 65 Henry Sheppard	RDE 70 Mack Mitchell	RDE 70 Mack Mitchell	
C 54 Tom DeLeone	74 Mike St. Clair	74 Mike St. Clair	
RG 68 Robert E. Jackson	LLB 59 Charlie Hall	LLB 59 Charlie Hall	
RT 63 Barry Darrow	MLB 60 Bob Babich	MLB 60 Bob Babich	
TE 81 O. Roan, 84 G. Parris	52 Dick Ambrose	52 Dick Ambrose	
WR 33 Reggie Rucker	RLB 86 Gerald Irons	RLB 86 Gerald Irons	
QB 17 B. Sipe, 15 M. Phipps	LCB 22 Clarence Scott	LCB 22 Clarence Scott	
RB 34 G. Pruitt, 35 L. Poole	RCB 28 R. Bolton, 20 T. Peters	RCB 28 R. Bolton, 20 T. Peters	
RB 30 C. Miller, 43 M. Pruitt	SS 49 N. Craig, 24 T. Brown	SS 49 N. Craig, 24 T. Brown	
	FS 27 Thom Darden	FS 27 Thom Darden	

RADIO ANNOUNCERS:
 Gib Shanley, Jim Mueller (WHK 1420 AM)

DATE	RESULT	OPPONENT	ATT
9/12	W, 38-17	New York Jets	67,496
9/19	L, 14-31	at Pittsburgh Steelers	49,169
9/26	L, 13-44	at Denver Broncos	62,775
10/3	L, 24-45	Cincinnati Bengals	75,817
10/10	W, 18-16	Pittsburgh Steelers	76,411
10/17	W, 20-17	at Atlanta Falcons	33,364
10/24	W, 21-17	San Diego Chargers	60,018
10/31	L, 6-21	at Cincinnati Bengals	54,776
11/7	W, 21-7	at Houston Oilers	39,828
11/14	W, 24-3	Philadelphia Eagles	62,120
11/21	W, 24-7	at Tampa Bay Buccaneers	36,930
11/28	W, 17-13	Miami Dolphins	74,715
12/5	W, 13-10	Houston Oilers	56,025
12/12	L, 14-39	at Kansas City Chiefs	34,340

TEAM STATISTICS	BROWNS	OPPONENT
Total First Downs	259	244
Rushing	119	109
Passing	111	111
Penalty	29	24
3rd Down: Made/Att	89/202	76/188
3rd Down Pct.	44.1%	40.4%
Total Net Yards	4,542	3,793
Avg. Per Game	324.4	270.9
Total Plays	925	865
Avg. Per Play	4.9	4.4
Net Yards Rushing	2,295	1,761
Avg. Per Game	163.9	125.8
Total Rushes	533	445
Net Yards Passing	2,247	2,032
Avg. Per Game	160.5	145.1
Sacked/Yards Lost	19/152	30/321
Gross Yards	2,399	2,353
Attempts/Completions	373/209	392/225
Completion Pct.	56.0%	57.4%
Had Intercepted	15	21
Punts/Avg.	66/39.1	71/37.3
Net Punting Avg.	66/31.2	71/32.1
Penalties/Yards Lost	107/1,037	89/711
Fumbles/Ball Lost	46/22	24/11
Touchdowns	32	37
Rushing	9	15
Passing	21	18
Returns	2	4

SCORE BY PERIODS	1ST	2ND	3RD	4TH	OT	TOT
Browns	53	92	56	66	0	267
Opponents	62	83	66	76	0	287

SCORING	RU	PA	ST	DF	PAT	ZRU	ZPA	FG	SAF	TP
Cockroft, Don	0	0	0	0	27/30	0	0	15/28	0	72
Rucker, Reggie	0	8	0	0	0/0	0	0	0/0	0	48
Warfield, Paul	0	6	0	0	0/0	0	0	0/0	0	36
Pruitt, Greg	4	1	0	0	0/0	0	0	0/0	0	30
Roan, Oscar	4	0	0	0	0/0	0	0	0/0	0	24
Miller, Cleo	4	0	0	0	0/0	0	0	0/0	0	24
Holden, Steve	0	1	0	0	0/0	0	0	0/0	0	6
Jones, Joe	0	0	0	1	0/0	0	0	0/0	0	6
Poole, Larry	1	0	0	0	0/0	0	0	0/0	0	6

PASSING	ATT	CMP	YDS	PCT	AVIAT	TD	TD%	INT	INT%	LG	TKLD	RATNG
Sipe, Brian	312	178	2,113	57.1	6.77	17	5.4	14	4.5	52	16/142	77.3
Phipps, Mike	37	20	146	54.1	3.95	3	8.1	0	0.0	23t	1/6	90.6
Mays, Dave	20	9	101	45.0	5.05	0	0.0	1	5.0	21	2/4	39.8
Pruitt, Greg	3	2	39	66.7	13.00	1	33.3	0	0.0	29	0/0	149.3
Cockroft, Don	1	0	0	0.0	0.00	0	0.0	0	0.0	0	0/0	39.6
Browns	373	209	2,399	56.0	6.43	21	5.6	15	4.0	52	19/152	77.6
Opponents	392	225	2,353	57.4	6.00	18	4.6	21	5.4	69t	32/321	67.9

Duncan, Brian	0	1	0	0	0/0	0	0	0/0	0	6	
Bolton, Ron	0	0	0	1	0/0	0	0	0/0	0	6	
Johnson, Walter	0	0	0	0	0/0	0	0	0/0	0	1	
Sipe, Brian	0	0	0	0	1/1	0	0	0/0	0	1	
Team, Stat	0	0	0	0	0/1	0	0	0/0	0	0	
Browns	9	21	0	2	28/32	0	0	0	15/28	1	267
Opponents	15	18	4	0	32/37	0	0	0	11/19	0	287

RUSHING	NO	YDS	AVG	LG	TD
Pruitt, Greg	209	1,000	4.8	64	4
Miller, Cleo	153	613	4.0	21	4
Poole, Larry	78	356	4.6	26	1
Pruitt, Mike	52	138	2.7	18	0
Sipe, Brian	18	71	3.9	17	0
Duncan, Brian	11	44	4.0	11	0
Mays, Dave	5	14	2.8	6	0
Phipps, Mike	4	26	6.5	24	0
Rucker, Reggie	2	30	15.0	27	0
Warfield, Paul	1	3	3.0	3	0
Browns	533	2,295	4.3	64	9
Opponents	445	1,761	4.0	59	15

RECEIVING	NO	YDS	AVG	LG	TD
Rucker, Reggie	49	676	13.8	45	8
Pruitt, Greg	45	341	7.6	27	1
Warfield, Paul	38	613	16.1	37t	6
Miller, Cleo	16	145	9.1	38	0
Roan, Oscar	15	174	11.6	23t	4
Poole, Larry	14	70	5.0	21	0
Holden, Steve	8	128	16.0	26t	1
Pruitt, Mike	8	26	3.3	15	0
Duncan, Brian	6	49	8.2	17	1
Logan, Dave	5	104	20.8	52	0
Parris, Gary	5	73	14.6	15	0
Browns	209	2,399	11.5	52	21
Opponents	225	2,353	10.5	69t	18

INTERCEPTIONS	NO	YDS	AVG	LG	TD
Darden, Thom	7	73	10.4	21	0
Scott, Clarence	4	11	2.8	5	0
Bolton, Ron	3	76	25.3	39	1
Babich, Bob	2	29	14.5	21	0
Brown, Terry	1	24	24.0	24	0
Hall, Charlie	1	12	12.0	12	0
Craig, Neal	1	8	8.0	8	0
Irons, Gerald	1	1	1.0	1	0
Sherk, Jerry	1	0	0.0	0	0
Browns	21	234	11.1	39	1
Opponents	15	123	8.2	34	0

PUNTING	NO	YDS	AVG	IN20	TB	LG	BLK
Cockroft, Don	64	2,487	38.9	8	4	51	3
Mays, Dave	2	91	45.5	1	0	54	0
Browns	66	2,578	39.1	9	4	54	3
Opponents	71	2,650	37.3	14	0	59	0

PUNT RETURNS	NO	FC	YDS	AVG	LG	TD
Holden, Steve	31	2	205	6.6	38	0
Feacher, Ricky	14	1	142	10.1	49	0
Miller, Willie	5	0	22	4.4	8	0
Browns	50	3	369	7.4	49	0
Opponents	45	8	517	11.5	73t	2

KICKOFF RETURNS	NO	YDS	AVG	LG	TD
Holden, Steve	19	461	24.3	44	0
Feacher, Ricky	14	311	22.2	33	0
Duncan, Brian	6	145	24.2	27	0
Pruitt, Mike	6	106	17.7	30	0
Poole, Larry	3	62	20.7	21	0
Pruitt, Greg	1	27	27.0	27	0
Miller, Cleo	1	23	23.0	23	0
Jackson, Robert E.	1	16	16.0	16	0
Ambrose, Dick	1	16	16.0	16	0
Graf, Dave	1	15	15.0	15	0
Miller, Willie	1	0	0.0	0	0
Browns	54	1,182	21.9	44	0
Opponents	57	1,347	23.6	97t	1

FIELD GOALS	1-19	20-29	30-39	40-49	50+	TOT
Cockroft, Don	2/2	3/6	5/6	4/11	1/3	15/28
Browns	2/2	3/6	5/6	4/11	1/3	15/28
Opponents	0/0	2/4	4/6	5/9	0/0	11/19

STAFF

PLAYERS

2017 SEASON

HISTORY

RECORDS

GAME DAY



1977 (6-8)

COACH: Forrest Gregg (first 13 games)/Dick Modzelewski (final game)

DIVISION FINISH: 4th AFC Central

1977 USUAL STARTING LINEUPS

OFFENSE		DEFENSE	
WR 85 Dave Logan	LDE 64 Joe Jones		
42 Paul Warfield	LDT 66 Earl Edwards		
LT 73 Doug Dieken	RDT 78 M. Sims, 72 Jerry Sherk		
LG 65 Henry Sheppard	RDE 74 Mike St. Clair		
C 54 Tom DeLeone	70 Mack Mitchell		
RG 68 Robert E. Jackson	LLB 59 Charlie Hall		
RT 63 Barry Darrow	MLB 52 Dick Ambrose		
TE 81 O. Roan, 84 G. Parris	RCB 26 Gerald Irons		
WR 33 Reggie Rucker	CLB 82 Clarence Scott		
QB 17 Brian Sipe	RCB 21 Oliver Davis		
RB 34 Greg Pruitt	SS 20 Tony Peters		
RB 30 Cleo Miller	FS 27 Thom Darden		

RADIO ANNOUNCERS:

Gib Shanley, Jim Mueller (WHK 1420 AM)

DATE	RESULT	OPPONENT	ATT
9/18	W, 13-3	at Cincinnati Bengals	52,847
9/26	W, 30-27 (OT)	New England Patriots	76,418
10/2	L, 14-28	Pittsburgh Steelers	80,588
10/9	L, 10-26	Oakland Raiders	80,236
10/16	W, 24-23	at Houston Oilers	47,888
10/23	W, 27-16	at Buffalo Bills	60,905
10/30	W, 44-7	Kansas City Chiefs	60,381
11/6	L, 7-10	Cincinnati Bengals	81,932
11/13	L, 31-35	at Pittsburgh Steelers	47,055
11/20	W, 21-7	at New York Giants	72,576
11/27	L, 0-9	Los Angeles Rams	70,352
12/4	L, 14-37	at San Diego Chargers	37,312
12/11	L, 15-19	Houston Oilers	30,898
12/18	L, 19-20	at Seattle Seahawks	61,583

TEAM STATISTICS

	BROWNS	OPPONENT
Total First Downs	271	261
Rushing	119	113
Passing	119	116
Penalty	33	32
3rd Down: Made/Att	76/188	74/186
3rd Down Pct.	40.4%	39.8%
Total Net Yards	4,375	4,115
Avg. Per Game	312.5	293.9
Total Plays	911	889
Avg. Per Play	4.8	4.6
Net Yards Rushing	2,200	2,098
Avg. Per Game	157.1	149.9
Total Rushes	510	524
Net Yards Passing	2,175	2,017
Avg. Per Game	155.4	144.1
Sacked/Yards Lost	24/199	27/281
Gross Yards	2,374	2,298
Attempts/Completions	377/208	340/184
Completion Pct.	55.2%	54.1%
Had Intercepted	31	23
Punts/Avg.	62/39.0	70/37.7
Net Punting Avg.	62/30.0	70/33.1
Penalties/Yards Lost	125/1,046	117/979
Fumbles/Ball Lost	34/22	32/16
Touchdowns	31	32
Rushing	9	14
Passing	19	15
Returns	3	3
Avg. Time Of Possession	30:13	29:47

SCORE BY PERIODS	1ST	2ND	3RD	4TH	OT	TOT
Browns	63	77	40	86	3	269
Opponents	68	100	38	61	0	267

SCORING	RU	PA	ST	DF	PAT	2RU	2PA	FG	SF	TAP
Cockroft, Don	0	0	0	0	30/31	0	0	17/23	0	81
Miller, Cleo	4	1	0	0	0/0	0	0	0/0	0	30
Parris, Gary	0	5	0	0	0/0	0	0	0/0	0	30
Poole, Larry	1	3	0	0	0/0	0	0	0/0	0	24
Pruitt, Greg	3	1	0	0	0/0	0	0	0/0	0	24
Rucker, Reggie	0	2	0	0	0/0	0	0	0/0	0	12
Warfield, Paul	0	2	0	0	0/0	0	0	0/0	0	12
Roan, Oscar	0	2	0	0	0/0	0	0	0/0	0	12
Pruitt, Mike	1	0	0	0	0/0	0	0	0/0	0	6

PASSING	ATT	CMP	YDS	PCT	AV/AT	TD	TD%	INT	INT%	LG	TKLD	RATING
Sipe, Brian	195	112	1,233	57.4	6.32	9	4.6	14	7.2	52t	16/114	61.8
Mays, Dave	121	67	797	55.4	6.59	6	5.0	10	8.3	60	6/67	57.8
Luck, Terry	50	25	316	50.0	6.32	1	2.0	7	14.0	33	1/8	37.2
Pruitt, Greg	9	4	28	44.4	3.11	3	33.3	0	0.0	13	1/10	91.7
Logan, Dave	2	0	0	0.0	0.00	0	0.0	0	0.0	0	0/0	39.6
Browns	377	208	2,374	55.2	6.30	19	5.0	31	8.2	60	24/199	56.8
Opponents	340	184	2,298	54.1	6.76	15	4.4	23	6.8	67t	31/281	61.9

Luck, Terry	0	1	0	0	0/0	0	0	0/0	0	0	0	6
Logan, Dave	0	1	0	0	0/0	0	0	0/0	0	0	0	6
Darden, Thom	0	0	0	1	0/0	0	0	0/0	0	0	0	6
Scott, C.	0	0	0	1	0/0	0	0	0/0	0	0	0	6
Irons, Gerald	0	0	0	1	0/0	0	0	0/0	0	0	0	6
Duncan, Brian	0	1	0	0	0/0	0	0	0/0	0	0	0	6
Sherk, Jerry	0	0	0	0	0/0	0	0	0/0	0	0	0	1
Browns	9	19	0	3	30/31	0	0	0	0	0	17/23	1 269
Opponents	14	15	3	0	27/32	0	0	0	0	0	16/22	0 267

RUSHING	NO	YDS	AVG	LG	TD
Pruitt, Greg	236	1,086	4.6	78t	3
Miller, Cleo	163	756	4.6	38	4
Pruitt, Mike	47	205	4.4	21	1
Poole, Larry	38	118	3.1	12t	1
Sipe, Brian	10	14	1.4	9	0
Duncan, Brian	5	16	3.2	10	0
Mays, Dave	4	2	0.5	2	0
Luck, Terry	3	-2	-0.7	1	0
Rucker, Reggie	2	6	3.0	3	0
Warfield, Paul	1	2	2.0	2	0
Coleman, Greg	1	-3	-3.0	-3	0
Browns	510	2,200	4.3	78t	9
Opponents	524	2,098	4.0	41	14

RECEIVING	NO	YDS	AVG	LG	TD
Miller, Cleo	41	291	7.1	28	1
Pruitt, Greg	37	471	12.7	60	1
Rucker, Reggie	36	565	15.7	40	2
Parris, Gary	21	213	10.1	26t	5
Logan, Dave	19	284	14.9	42	1
Warfield, Paul	18	251	13.9	52t	2
Poole, Larry	17	137	8.1	21	3
Roan, Oscar	13	136	10.5	27	2
Pruitt, Mike	3	12	4.0	6	0
Craig, Reggie	1	5	5.0	5	0
Duncan, Brian	1	5	5.0	5t	1
Luck, Terry	1	4	4.0	4t	1
Browns	208	2,374	11.4	60	19
Opponents	184	2,298	12.5	67t	14

INTERCEPTIONS	NO	YDS	AVG	LG	TD
Darden, Thom	6	107	17.8	49	1
Irons, Gerald	3	99	33.0	53t	1
Scott, Clarence	3	72	24.0	49t	1
Davis, Oliver	3	71	23.7	32	0
Bolton, Ron	3	50	16.7	43	0
Peters, Tony	2	29	14.5	25	0
Hall, Charlie	1	2	2.0	2	0
Jones, Joe	1	0	0.0	0	0
Woolsey, Rolly	1	0	0.0	0	0
Browns	23	430	18.7	53t	3
Opponents	31	343	11.1	53	0

PUNTING	NO	YDS	AVG	IN20	TB	LG	BLK
Coleman, Greg	61	2,389	39.2	21	2	58	0
Cockroft, Don	1	30	30.0	0	1	30	0
Browns	62	2,419	39.0	21	3	58	0
Opponents	70	2,641	37.7	16	5	67	0

PUNT RETURNS	NO	FC	YDS	AVG	LG	TD
Woolsey, Rolly	32	3	290	9.1	44	0
Payton, Edward	3	0	17	5.7	16	0
Feacher, Ricky	2	0	15	7.5	15	0
Craig, Reggie	1	0	0	0.0	0	0
Browns	38	3	322	8.5	44	0
Opponents	31	1	558	18.0	91t	3

KICKOFF RETURNS	NO	YDS	AVG	LG	TD
Duncan, Brian	15	298	19.9	36	0
Feacher, Ricky	11	219	19.9	26	0
Williams, Lawrence	8	199	24.9	32	0
Pruitt, Mike	6	131	21.8	31	0
Ellis, Ken	5	80	16.0	30	0
Payton, Edward	4	91	22.8	34	0
Jackson, Robert E.	1	21	21.0	21	0
Ambrose, Dick	1	20	20.0	20	0
Babich, Bob	1	14	14.0	14	0
Woolsey, Rolly	1	2	2.0	2	0
Browns	53	1,075	20.3	36	0
Opponents	50	986	19.7	45	0

FIELD GOALS	1-9	20-29	30-39	40-49	50+	TOT
Cockroft, Don	0/0	6/6	6/8	5/9	0/0	17/23
Browns	0/0	6/6	6/8	5/9	0/0	17/23
Opponents	1/1	6/6	7/9	2/5	0/1	16/22



1978 (8-8)

COACH: Sam Rutigliano
 DIVISION FINISH: 3rd AFC Central
 1978 USUAL STARTING LINEUPS

OFFENSE		DEFENSE	
WR 85 Dave Logan	LDE 74 Mike St. Clair		
LT 73 Doug Dieken	LDT 66 Earl Edwards		
LG 65 Henry Sheppard	RDT 72 Jerry Sherk		
C 54 Tom DeLeone	RDE 70 M. Mitchell, 64 J. Jones		
RG 68 Robert E. Jackson	LOLB 59 Charlie Hall		
RT 63 Barry Darrow	MLB 52 Dick Ambrose		
TE 82 Ozzie Newsome	ROLB 86 Gerald Irons		
WR 33 Reggie Rucker	57 Clay Matthews		
QB 17 Brian Sipe	LCB 22 C. Scott, 28 R. Bolton		
FB 43 Mike Pruitt	RCB 21 Oliver Davis		
30 Clea Miller	SS 20 Tony Peters		
RB 34 Greg Pruitt	FS 27 Thom Darden		

RADIO ANNOUNCERS:
 Gib Shanley, Jim Mueller (WHK 1420 AM)

DATE	RESULT	OPPONENT	ATT
9/3	W, 24-7	San Francisco 49ers	68,973
9/10	W, 13-10 (OT)	Cincinnati Bengals	72,691
9/17	W, 24-16	at Atlanta Falcons	56,648
9/24	L, 9-15 (OT)	at Pittsburgh Steelers	49,573
10/1	L, 13-16	Houston Oilers	72,776
10/8	W, 24-16	at New Orleans Saints	50,158
10/15	L, 14-34	Pittsburgh Steelers	81,302
10/22	L, 3-17	at Kansas City Chiefs	41,157
10/29	W, 41-20	Buffalo Bills	51,409
11/5	L, 10-14	at Houston Oilers	45,827
11/12	L, 7-19	Denver Broncos	70,856
11/19	W, 45-24	at Baltimore Colts	45,341
11/26	W, 30-19	Los Angeles Rams	55,158
12/3	L, 24-47	at Seattle Seahawks	62,262
12/10	W, 37-34 (OT)	New York Jets	36,881
12/17	L, 16-48	at Cincinnati Bengals	46,985

TEAM STATISTICS	BROWNS	OPPONENT
Total First Downs	293	329
Rushing	133	117
Passing	130	174
Penalty	30	38
3rd Down: Made/Att	85/217	96/230
3rd Down Pct.	39.2%	41.7%
Total Net Yards	5,347	5,352
Avg. Per Game	334.2	334.5
Total Plays	1,036	1,083
Avg. Per Play	5.2	4.9
Net Yards Rushing	2,488	2,149
Avg. Per Game	155.5	134.3
Total Rushes	559	563
Net Yards Passing	2,859	3,203
Avg. Per Game	178.7	200.2
Sacked/Yards Lost	35/278	31/232
Gross Yards	3,137	3,435
Attempts/Completions	442/236	489/265
Completion Pct.	53.4%	54.2%
Had Intercepted	21	27
Punts/Avg.	79/39.1	82/38.4
Net Punting Avg.	79/34.5	82/34.5
Penalties/Yards Lost	127/1,165	131/1,110
Fumbles/Ball Lost	50/29	35/18
Touchdowns	40	42
Rushing	17	19
Passing	22	20
Returns	1	3
Avg. Time Of Possession	30:06	29:54

SCORE BY PERIODS	1ST	2ND	3RD	4TH	OT	TOT
Browns	50	115	85	78	6	— 334
Opponents	46	99	60	145	6	— 356

SCORING	RU	PA	ST	DF	PAT	ZRU	ZPA	FG	SAF	TP
Cockroft, Don	0	0	0	0	37/40	0	0	19/28	0	94
Rucker, Reggie	0	8	0	0	0/0	0	0	0/0	0	48
Hill, Calvin	1	6	0	0	0/0	0	0	0/0	0	42
Pruitt, Mike	5	0	0	0	0/0	0	0	0/0	0	30

PASSING	ATT	CMP	YDS	PCT	AV/AT	TD	TD%	INT	INT%	LG	TKLD	RATNG
Sipe, Brian	399	222	2,906	55.6	7.28	21	5.3	15	3.8	69t	29/229	80.7
Miller, Mark	39	13	212	33.3	5.44	1	2.6	4	10.3	44	5/47	21.5
Evans, Johnny	1	1	19	100.0	19.00	0	0.0	0	0.0	0	0	118.8
Pruitt, Greg	3	0	0	0.0	0.00	0	0.0	2	66.7	0	0/0	0.0
Hill, Calvin	0	0	0	0.0	0.00	0	0.0	0	0.0	0	1/2	39.6
Browns	442	236	3,137	53.4	7.10	22	5.0	21	4.8	69t	35/278	72.9
Opponents	489	265	3,435	54.2	7.02	20	4.1	27	5.5	72t	31/232	67.1

* Led NFL

Pruitt, Greg	3	2	0	0	0/0	0	0	0/0	0	30
Logan, Dave	0	4	0	0	0/0	0	0	0/0	0	24
Newsome, Ozzie	2	2	0	0	0/0	0	0	0/0	0	24
Sipe, Brian	3	0	0	0	0/0	0	0	0/0	0	18
Miller, Cleo	1	0	0	0	0/0	0	0	0/0	0	6
Collins, Larry	1	0	0	0	0/0	0	0	0/0	0	6
Davis, Oliver	0	0	0	1	0/0	0	0	0/0	0	6
Miller, Mark	1	0	0	0	0/0	0	0	0/0	0	6
Browns	17	22	0	1	37/40	0	0	19/28	0	334
Opponents	19	20	3	0	36/41	0	0	22/29	1	356

RUSHING	NO	YDS	AVG	LG	TD
Pruitt, Greg	176	960	5.5	70t	3
Pruitt, Mike	135	560	4.1	71t	5
Miller, Cleo	89	336	3.8	18	1
Hill, Calvin	80	289	3.6	21	1
Sipe, Brian	28	87	3.1	35	3
Collins, Larry	22	64	2.9	19	1
Newsome, Ozzie	13	96	7.4	33t	2
Miller, Mark	7	63	9.0	17	1
Sullivan, Tom	5	7	1.4	5	0
Rucker, Reggie	2	14	7.0	9	0
Evans, Johnny	2	12	6.0	12	0
Browns	559	2,488	4.5	71t	17
Opponents	563	2,149	3.8	39	19

RECEIVING	NO	YDS	AVG	LG	TD
Rucker, Reggie	43	893	20.8	69t	8
Newsome, Ozzie	38	589	15.5	47	2
Pruitt, Greg	38	292	7.7	26t	2
Logan, Dave	37	585	15.8	44	4
Hill, Calvin	25	334	13.4	53t	6
Miller, Cleo	20	152	7.6	23	0
Pruitt, Mike	20	112	5.6	15	0
Wright, Keith	8	76	9.5	20	0
Fescher, Ricky	4	76	19.0	42	0
Sullivan, Tom	1	20	20.0	20	0
Parris, Gary	1	4	4.0	4	0
Collins, Larry	1	4	4.0	4	0
Browns	236	3,137	13.3	69t	22
Opponents	265	3,435	13.0	72t	20

INTERCEPTIONS	NO	YDS	AVG	LG	TD
Darden, Thom	10*	200	20.0	46	0
Davis, Oliver	6	65	10.8	33	1
Scott, Clarence	3	15	5.0	7	0
Ambrose, Dick	2	46	23.0	39	0
Irons, Gerald	2	9	4.5	9	0
Peters, Tony	2	7	3.5	7	0
Hill, Charlie	1	6	6.0	6	0
Matthews, Clay	1	5	5.0	5	0
Browns	27	353	13.1	46	1
Opponents	21	343	16.3	65	2

PUNTING	NO	YDS	AVG	IN20	TB	LG	BLK
Evans, Johnny	79	3,089	39.1	16	8	65	0
Browns	79	3,089	39.1	16	8	65	0
Opponents	82	3,146	38.4	14	9	56	0

PUNT RETURNS	NO	FC	YDS	AVG	LG	TD
Wright, Keith	37	16	288	7.8	42	0
Newsome, Ozzie	2	1	29	14.5	24	0
Browns	39	17	317	8.1	42	0
Opponents	41	5	366	8.9	39	0

KICKOFF RETURNS	NO	YDS	AVG	LG	TD
Collins, Larry	32	709	22.2	41	0
Wright, Keith	30	789	26.3	86	0
Sullivan, Tom	4	90	22.5	27	0
Rich, Randy	2	43	21.5	24	0
Pruitt, Greg	1	31	31.0	31	0
Jackson, Robert E.	1	19	19.0	19	0
Miller, Cleo	1	15	15.0	15	0
Rucker, Reggie	1	1	1.0	1	0
Browns	72	1,697	23.6	86	0
Opponents	72	1,469	20.4	95t	1

FIELD GOALS	1-19	20-29	30-39	40-49	50+	TOT
Cockroft, Don	1/2	6/7	2/5	10/12	0/2	19/28
Browns	1/2	6/7	2/5	10/12	0/2	19/28
Opponents	2/2	9/9	5/10	6/8	0/0	22/29

STAFF

PLAYERS

2017 SEASON

HISTORY

RECORDS

GAME DAY



1979 (9-7)

COACH: Sam Rutigliano
DIVISION FINISH: 3rd AFC Central
1979 USUAL STARTING LINEUPS

OFFENSE		DEFENSE	
WR 85 Dave Logan	LDE 77 Lyle Alzado		
LT 73 Doug Dieken	LDT 78 Mickey Sims		
LG 63 Cody Risien	RDT 72 Jerry Sherk		
C 54 Tom DeLeone	RDE 81 Jack Gregory		
RG 68 Robert E. Jackson	LOLB 59 Charlie Hall		
RT 65 Henry Sheppard	MLB 52 Dick Ambrose		
TE 82 Ozzie Newsome	ROLB 57 Clay Matthews		
WR 33 Reggie Rucker	LCB 28 Ron Bolton		
QB 17 Brian Sipe	RCB 21 Oliver Davis		
FB 43 Mike Pruitt	SS 22 Clarence Scott		
RB 35 C. Hill, 34 G. Pruitt	FS 27 Thom Darden		

RADIO ANNOUNCERS:
 Gib Shanley, Jim Mueller (WHK 1420 AM)

DATE	RESULT	OPPONENT	ATT
9/2	W, 25-22 (OT)	at New York Jets	48,472
9/9	W, 27-24	at Kansas City Chiefs	42,181
9/16	W, 13-10	Baltimore Colts	73,889
9/24	W, 26-7	Dallas Cowboys	80,123
9/30	L, 10-31	at Houston Oilers	48,915
10/7	L, 35-51	Pittsburgh Steelers	81,260
10/14	L, 9-13	Washington Redskins	63,323
10/21	W, 28-27	Cincinnati Bengals	75,119
10/28	W, 38-20	at St. Louis Cardinals	47,845
11/4	W, 24-19	at Philadelphia Eagles	69,019
11/11	L, 24-29	Seattle Seahawks	72,440
11/18	W, 30-24 (OT)	Miami Dolphins	80,374
11/25	L, 30-33 (OT)	at Pittsburgh Steelers	48,773
12/2	W, 14-7	Houston Oilers	69,112
12/9	L, 14-19	at Oakland Raiders	52,641
12/16	L, 12-16	at Cincinnati Bengals	42,183

TEAM STATISTICS	BROWNS	OPPONENT
Total First Downs	350	307
Rushing	125	136
Passing	189	158
Penalty	36	13
3rd Down: Made/Att	99/222	105/240
3rd Down Pct.	44.6%	43.8%
Total Net Yards	5,772	5,650
Avg. Per Game	360.8	353.1
Total Plays	1,092	1,076
Avg. Per Play	5.3	5.3
Net Yards Rushing	2,281	2,604
Avg. Per Game	142.6	162.8
Total Rushes	504	577
Net Yards Passing	3,491	3,046
Avg. Per Game	218.2	190.4
Sacked/Yards Lost	43/347	31/243
Gross Yards	3,838	3,289
Attempts/Completions	545/289	468/271
Completion Pct.	53.0%	57.9%
Had Intercepted	27	16
Punts/Avg.	69/41.2	80/41.4
Net Punting Avg.	69/35.8	80/37.1
Penalties/Yards Lost	82/709	118/1,018
Fumbles/Ball Lost	28/17	39/16
Touchdowns	45	42
Rushing	16	25
Passing	28	14
Returns	1	3
Avg. Time Of Possession	29:29	30:31

SCORE BY PERIODS	1ST	2ND	3RD	4TH	OT	TOT
Browns	91	66	78	115	9	359
Opponents	94	81	60	114	3	352

SCORING	RU	PA	ST	DF	PAT	ZRU	ZPA	FG	SAF	TP
Cockroft, Don	0	0	0	0	38/43	0	0	17/29	0	89
Pruitt, Mike	9	2	0	0	0/0	0	0	0/0	0	66
Newsome, O.	0	9	0	0	0/0	0	0	0/0	0	54
Logan, Dave	0	7	0	0	0/0	0	0	0/0	0	42
Rucker, Reggie	0	6	0	0	0/0	0	0	0/0	0	36
Hill, Calvin	1	2	0	0	0/0	0	0	0/0	0	18
Moriarty, Pat	2	0	0	0	0/0	0	0	0/0	0	12

PASSING	ATT	CMP	YDS	PCT	AVI/AT	TD	TD%	INT	INT%	LG	TKLD	RATING
Sipe, Brian	535	286	3,793	53.5	7.09	28*	5.2	26	4.9	74	43/347	73.4
Miller, Mark	8	2	31	25.0	3.88	0	0.0	1	12.5	17	0/0	3.6
Evans, Johnny	2	1	14	50.0	7.00	0	0.0	0	0.0	14	0/0	72.9
Browns	545	289	3,838	53.0	7.04	28	5.1	27	5.0	74	43/347	72.1
Opponents	468	271	3,289	57.9	7.03	14	3.0	16	3.4	62	31/243	75.3

* Tied NFL Lead

Sipe, Brian	2	0	0	0	0/0	0	0	0/0	0	12	
Feacher, Ricky	0	1	0	0	0/0	0	0	0/0	0	6	
Pruitt, Greg	0	1	0	0	0/0	0	0	0/0	0	6	
Miller, Cleo	1	0	0	0	0/0	0	0	0/0	0	6	
Darden, Thom	0	0	0	1	0/0	0	0	0/0	0	6	
Hall, Dino	1	0	0	0	0/0	0	0	0/0	0	6	
Team, Stat	0	0	0	0	0/1	0	0	0/0	0	0	
Browns	16	28	0	1	38/44	0	0	0	17/29	0	359
Opponents	25	14	3	0	34/42	0	0	0	22/35	0	352

RUSHING	NO	YDS	AVG	LG	TD
Pruitt, Mike	264	1,294	4.9	77t	9
Pruitt, Greg	62	233	3.8	27	0
Hill, Calvin	53	193	3.6	33	1
Sipe, Brian	45	188	4.2	34	2
Miller, Cleo	39	213	5.5	39t	1
Hall, Dino	22	152	6.9	52t	1
Moriarty, Pat	14	11	0.8	8	2
Adams, Willis	2	4	2.0	3	0
Newsome, Ozzie	1	6	6.0	6	0
Feacher, Ricky	1	-1	-1.0	-1	0
Miller, Mark	1	-2	-2.0	-2	0
Browns	504	2,291	4.5	77t	16
Opponents	577	2,604	4.5	71t	25

RECEIVING	NO	YDS	AVG	LG	TD
Logan, Dave	59	982	16.6	46	7
Newsome, Ozzie	55	781	14.2	74	9
Rucker, Reggie	43	749	17.4	54	6
Pruitt, Mike	41	372	9.1	50t	2
Hill, Calvin	38	381	10.0	31	2
Miller, Cleo	26	251	9.7	33	0
Pruitt, Greg	14	155	11.1	27	1
Feacher, Ricky	7	103	14.7	25	1
Hall, Dino	2	14	7.0	8	0
Moriarty, Pat	1	17	17.0	17	0
Weathers, Curtis	1	14	14.0	14	0
Wright, Keith	1	13	13.0	13	0
Adams, Willis	1	6	6.0	6	0
Browns	289	3,838	13.3	74	28
Opponents	271	3,289	12.1	62	14

INTERCEPTIONS	NO	YDS	AVG	LG	TD
Darden, Thom	5	125	25.0	39t	1
Scott, Clarence	3	56	18.7	29	0
Bolton, Ron	3	20	6.7	13	0
Hall, Charlie	2	14	7.0	11	0
Davis, Oliver	1	33	33.0	33	0
Matthews, Clay	1	30	30.0	30	0
Ambrose, Dick	1	0	0.0	0	0
Browns	16	278	17.4	39t	1
Opponents	27	315	11.7	50	1

PUNTING	NO	YDS	AVG	IN20	TB	LG	BLK
Evans, Johnny	69	2,844	41.2	7	9	59	2
Browns	69	2,844	41.2	7	9	59	2
Opponents	80	3,313	41.4	9	9	61	0

PUNT RETURNS	NO	FC	YDS	AVG	LG	TD
Hall, Dino	29	5	295	10.2	47	0
Wright, Keith	12	6	50	4.2	13	0
Newsome, Ozzie	0	1	0	0.0	0	0
Burrell, Clinton	0	2	0	0.0	0	0
Browns	41	14	345	8.4	47	0
Opponents	45	2	375	8.3	38	0

KICKOFF RETURNS	NO	YDS	AVG	LG	TD
Hall, Dino	50	1,014	20.3	33	0
Wright, Keith	15	402	26.8	45	0
Feacher, Ricky	2	51	25.5	27	0
Rich, Randy	2	10	5.0	6	0
Pruitt, Greg	1	22	22.0	22	0
Jackson, Robert E.	1	18	18.0	18	0
Miller, Cleo	1	14	14.0	14	0
Weathers, Curtis	1	0	0.0	0	0
Miller, Matt	1	0	0.0	0	0
Moriarty, Pat	1	0	0.0	0	0
Browns	75	1,531	20.4	45	0
Opponents	70	1,324	18.9	51	0

FIELD GOALS	1-19	20-29	30-39	40-49	50+	TOT
Cockroft, Don	0/0	5/6	8/12	3/8	1/3	17/29
Browns	0/0	5/6	8/12	3/8	1/3	17/29
Opponents	1/2	6/9	9/13	6/11	0/0	22/35

STAFF

PLAYERS

2017 SEASON

HISTORY

RECORDS

GAME DAY



1980 (11-5)

COACH: Sam Rutigliano
DIVISION FINISH: 1st AFC Central
1980 USUAL STARTING LINEUPS

OFFENSE		DEFENSE	
WR 85	Dave Logan	LDE 90	Marshall Harris
LT 73	Doug Dieken	NT 91	Henry Bradley
LG 65	Henry Sheppard	RDE 77	Lyle Alzado
C 54	Tom DeLeone	LOLB 59	Charlie Hall
RG 64	Joe DeLamielleure	LILB 56	Robert L. Jackson
RT 63	Cody Risien	RILB 52	Dick Ambrose
TE 82	Ozzie Newsome	ROLB 57	Clay Matthews
WR 33	Reggie Rucker	LCB 28	Ron Bolton
QB 17	Brian Sipe	RCB 49	Clinton Burrell
FB 43	Mike Pruitt	FS 27	Thom Darden
RB 34	Greg Pruitt	SS 22	Clarence Scott

RADIO ANNOUNCERS: Gib Shanley, Jim Mueller (WHK 1420 AM)

DATE	RESULT	OPPONENT	ATT
9/7	L, 17-34	at New England Patriots	49,222
9/15	L, 7-16	Houston Oilers	80,243
9/21	W, 20-13	Kansas City Chiefs	63,614
9/28	W, 34-27	at Tampa Bay Buccaneers	65,540
10/5	L, 16-19	Denver Broncos	81,065
10/12	W, 27-3	at Seattle Seahawks	61,366
10/19	W, 26-21	Green Bay Packers	75,548
10/26	W, 27-26	Pittsburgh Steelers	79,095
11/3	W, 27-21	Chicago Bears	83,224
11/9	W, 28-27	at Baltimore Colts	45,369
11/16	L, 13-16	at Pittsburgh Steelers	54,563
11/23	W, 31-7	Cincinnati Bengals	79,253
11/30	W, 17-14	at Houston Oilers	51,514
12/7	W, 17-14	New York Jets	78,454
12/14	L, 23-28	at Minnesota Vikings	42,202
12/21	W, 27-24	at Cincinnati Bengals	50,058
PLAYOFF			
1/4	L, 12-14	Oakland Raiders	77,655

TEAM STATISTICS	BROWNS	OPPONENT
Total First Downs	336	340
Rushing	102	105
Passing	207	197
Penalty	27	38
3rd Down: Made/Att	98/207	105/220
3rd Down Pct.	47.3%	47.7%
Total Net Yards	5,588	5,626
Avg. Per Game	349.3	351.6
Total Plays	1,016	1,051
Avg. Per Play	5.5	5.4
Net Yards Rushing	1,673	1,761
Avg. Per Game	104.6	110.1
Total Rushes	436	485
Net Yards Passing	3,915	3,865
Avg. Per Game	244.7	241.6
Sacked/Yards Lost	23/217	31/224
Gross Yards	4,132	4,089
Attempts/Completions	557/338	536/336
Completion Pct.	60.7%	62.7%
Had Intercepted	14	22
Punts/Avg.	66/38.3	63/37.4
Net Punting Avg.	66/34.6	63/34.7
Penalties/Yards Lost	117/1,042	96/766
Fumbles/Ball Lost	24/14	23/10
Touchdowns	45	37
Rushing	15	12
Passing	30	23
Returns	0	2
Avg. Time Of Possession	28:44	31:16

SCORE BY PERIODS	1ST	2ND	3RD	4TH	OT	TOT
Browns	41	134	84	98	0	357
Opponents	32	69	109	100	0	310

SCORING	RU	PA	ST	DF	PAT	ZRU	ZPA	FG	SAF	TP
Cockroft, Don	0	0	0	0	39/44	0	0	16/26	0	87
Pruitt, Mike	6	0	0	0	0/0	0	0	0/0	0	36
Hill, Calvin	0	6	0	0	0/0	0	0	0/0	0	36
White, Charles	5	1	0	0	0/0	0	0	0/0	0	36

PASSING	ATT	CMP	YDS	PCT	AVIAT	TD	TD%	INT	INT%	LG	TKLD	RATING
Sipe, Brian	554	337	4,132*	60.8	7.46	30	5.4	14	2.5	65	23/217	91.4
Cockroft, Don	1	0	0	0.0	0.00	0	0.0	0	0.0	0	0/0	39.6
Browns	555	337	4,132	60.7	7.45	30	5.4	14	2.5	65	23/217	91.2
Opponents	480	306	3,746	63.8	7.80	20	4.2	20	4.2	72	31/218	84.3

Pruitt, Greg	0	5	0	0	0/0	0	0	0/0	0	30
Logan, Dave	0	4	0	0	0/0	0	0	0/0	0	24
Feacher, Ricky	0	4	0	0	0/0	0	0	0/0	0	24
Rucker, Reggie	0	4	0	0	0/0	0	0	0/0	0	24
Wright, Keith	0	3	0	0	0/0	0	0	0/0	0	18
Newsome, Ozzie	0	3	0	0	0/0	0	0	0/0	0	18
Miller, Cleo	3	0	0	0	0/0	0	0	0/0	0	18
Sipe, Brian	1	0	0	0	0/0	0	0	0/0	0	6
Team, Stat	0	0	0	0	0/1	0	0	0/0	0	0
Browns	15	30	0	0	39/45	0	0	16/26	0	357
Opponents	12	23	2	0	32/37	0	0	18/29	1	310

RUSHING	NO	YDS	AVG	LG	TD
Pruitt, Mike	249	1,034	4.2	56†	6
White, Charles	86	279	3.2	16	5
Pruitt, Greg	40	117	2.9	19	0
Miller, Cleo	28	139	5.0	50	3
Sipe, Brian	20	55	2.8	24	1
McDonald, Paul	3	-2	-0.7	0	0
Evans, Johnny	3	-6	-2.0	0	0
Hall, Dino	2	26	13.0	19	0
Newsome, Ozzie	2	13	6.5	9	0
Adams, Willis	2	7	3.5	15	0
Hill, Calvin	1	11	11.0	11	0
Browns	436	1,673	3.8	56†	15
Opponents	485	1,761	3.6	32	12

RECEIVING	NO	YDS	AVG	LG	TD
Pruitt, Mike	63	471	7.5	28	0
Rucker, Reggie	52	768	14.8	45	4
Logan, Dave	51	822	16.1	65	4
Newsome, Ozzie	51	594	11.6	44	3
Pruitt, Greg	50	444	8.9	43	5
Hill, Calvin	27	383	14.2	50	6
White, Charles	17	153	9.0	31†	1
Feacher, Ricky	10	244	24.4	55†	4
Adams, Willis	8	165	20.6	39	0
Wright, Keith	3	62	20.7	39†	3
Oden, McDonald	3	18	6.0	8	0
Miller, Cleo	2	8	4.0	7	0
Browns	337	4,132	12.3	65	30
Opponents	336	4,089	12.2	72	23

INTERCEPTIONS	NO	YDS	AVG	LG	TD
Bolton, Ron	6	62	10.3	29	0
Burrell, Clinton	5	51	10.2	29	0
Darden, Thom	2	42	21.0	23	0
Jackson, Robert L.	2	15	7.5	9	0
Scott, Clarence	2	14	7.0	9	0
Hall, Charlie	2	3	1.5	3	0
Davis, Oliver	1	70	70.0	47	0
Matthews, Clay	1	6	6.0	6	0
Johnson, Lawrence	1	3	3.0	3	0
Browns	22	266	12.1	47	0
Opponents	14	270	19.3	93†	0

PUNTING	NO	YDS	AVG	IN20	TB	LG	BLK
Evans, Johnny	66	2,530	38.3	12	7	56	0
Browns	66	2,530	38.3	12	7	56	0
Opponents	63	2,356	37.4	16	4	62	0

PUNT RETURNS	NO	FC	YDS	AVG	LG	TD
Wright, Keith	29	4	129	4.4	15	0
Hall, Dino	6	3	41	6.8	14	0
Browns	35	7	170	4.9	15	0
Opponents	38	6	245	6.4	15	0

KICKOFF RETURNS	NO	YDS	AVG	LG	TD
Hall, Dino	32	691	21.6	40	0
Wright, Keith	25	576	23.0	50	0
Miller, Cleo	2	22	11.0	13	0
White, Charles	1	20	20.0	20	0
Jackson, Robert E.	1	0	0.0	0	0
Flint, Judson	1	0	0.0	0	0
Darden, Thom	1	-1	-1.0	-1	0
Browns	63	1,308	20.8	50	0
Opponents	71	1,018	14.3	31	0

FIELD GOALS	1-19	20-29	30-39	40-49	50+	TOT
Cockroft, Don	0/0	6/7	5/7	5/9	0/3	16/26
Browns	0/0	6/7	5/7	5/9	0/3	16/26
Opponents	3/3	7/7	5/11	3/6	0/2	18/29

* Led NFL



STAFF PLAYERS 2017 SEASON HISTORY RECORDS GAME DAY

1981 (5-11)

COACH: Sam Rutigliano
DIVISION FINISH: 4th AFC Central
1981 USUAL STARTING LINEUPS

OFFENSE		DEFENSE	
WR 85	Dave Logan	LDE 90	M. Harris, 97 T. Brown
LT 73	Doug Dieken	NT 91	Henry Bradley
LG 68	Robert E. Jackson	RDE 77	Lyle Alzado
65	Henry Sheppard	LOLB 50	Don Goode
C 54	Tom DeLeone	LILB 56	Robert L. Jackson
79	Gerry Sullivan	RILB 52	Dick Ambrose
RG 64	Joe DeLamielleure	ROLB 57	Clay Matthews
RT 63	Cody Risien	LCB 28	Ron Bolton
TE 82	Ozzie Newsome	RCB 48	L. Johnson, 29 H. Dixon
WR 33	Reggie Rucker	SS 22	Clarence Scott
83	Ricky Feacher	FS 49	C. Burrell, 27 T. Darden
QB 17	Brian Sipe		
FB 43	Mike Pruitt		
RB 34	G. Pruitt, 25 C. White		

RADIO ANNOUNCERS:
 Gib Shanley, Jim Mueller (WHK 1420 AM)

DATE	RESULT	OPPONENT	ATT
9/7	L, 14-44	San Diego Chargers	78,904
9/13	L, 3-9	Houston Oilers	79,483
9/20	W, 20-17	at Cincinnati Bengals	52,170
9/27	W, 28-17	Atlanta Falcons	78,283
10/4	L, 16-27	at Los Angeles Rams	63,924
10/11	L, 7-13	at Pittsburgh Steelers	53,255
10/18	W, 20-17	New Orleans Saints	76,059
10/25	W, 42-28	Baltimore Colts	78,986
11/1	L, 13-22	at Buffalo Bills	78,266
11/8	L, 20-23 (OT)	at Denver Broncos	74,859
11/15	W, 15-12	at San Francisco 49ers	52,445
11/22	L, 10-32	Pittsburgh Steelers	77,958
11/29	L, 21-41	Cincinnati Bengals	75,186
12/3	L, 13-17	at Houston Oilers	44,502
12/12	L, 13-14	New York Jets	56,866
12/20	L, 21-42	at Seattle Seahawks	51,435

TEAM STATISTICS	BROWNS	OPPONENT
Total First Downs	364	299
Rushing	131	119
Passing	196	157
Penalty	37	23
3rd Down: Made/Att	92/225	78/212
3rd Down Pct.	40.9%	36.8%
Total Net Yards	5,915	5,394
Avg. Per Game	369.7	337.1
Total Plays	1,138	1,016
Avg. Per Play	5.2	5.3
Net Yards Rushing	1,929	2,078
Avg. Per Game	120.6	129.9
Total Rushes	474	516
Net Yards Passing	3,986	3,289
Avg. Per Game	249.1	205.6
Sacked/Yards Lost	40/353	31/223
Gross Yards	4,339	3,512
Attempts/Completions	624/348	469/275
Completion Pct.	55.8%	58.6%
Had Intercepted	27	15
Punts/Avg.	68/42.4	78/40.7
Net Punting Avg.	68/38.7	78/35.9
Penalties/Yards Lost	109/971	100/870
Fumbles/Ball Lost	38/26	31/20
Touchdowns	32	45
Rushing	11	14
Passing	21	28
Returns	0	3
Avg. Time Of Possession	30:59	29:01

SCORE BY PERIODS	1ST	2ND	3RD	4TH	OT	TOT
Browns	31	109	55	81	0	276
Opponents	89	103	82	98	3	375

SCORING	RU	PA	ST	DF	PAT	ZRU	ZPA	FG	SAF	TP
Bahr, Matt	0	0	0	0	22/22	0	0	13/20	0	61
Pruitt, Mike	7	1	0	0	0/0	0	0	0/0	0	48
Newsome, O.	0	6	0	0	0/0	0	0	0/0	0	36

PASSING	ATT	CMP	YDS	PCT	AV/AT	TD	TD%	INT	INT%	LG	TKLD	RATING
Sipe, Brian	567	313	3,876	55.2	6.84	17	3.0	25	4.4	62	34/310	68.2
McDonald, Paul	57	35	463	61.4	8.12	4	7.0	2	3.5	46	6/43	95.9
Browns	624	348	4,339	55.8	6.95	21	3.4	27	4.3	62	40/353	70.7
Opponents	469	275	3,512	58.6	7.49	28	6.0	15	3.2	60t	29/223	88.7

Logan, Dave	0	4	0	0	0/0	0	0	0/0	0	24	
Pruitt, Greg	0	4	0	0	0/0	0	0	0/0	0	24	
Jacobs, Dave	0	0	0	0	9/10	0	0	0	4/12	0	21
Feacher, Ricky	0	3	0	0	0/0	0	0	0	0/0	0	18
Hill, Calvin	0	2	0	0	0/0	0	0	0	0/0	0	12
Miller, Cleo	2	0	0	0	0/0	0	0	0	0/0	0	12
Rucker, Reggie	0	1	0	0	0/0	0	0	0	0/0	0	6
White, Charles	1	0	0	0	0/0	0	0	0	0/0	0	6
Sipe, Brian	1	0	0	0	0/0	0	0	0	0/0	0	6
Team, Stat	0	0	0	0	0/0	0	0	0	0/0	1	2
Cox, Steve	0	0	0	0	0/0	0	0	0	0/1	0	0
Browns	11	21	0	0	31/32	0	0	0	17/31	1	276
Opponents	14	28	3	0	40/45	0	0	0	21/34	1	375

RUSHING	NO	YDS	AVG	LG	TD
Pruitt, Mike	247	1,103	4.5	21	7
White, Charles	97	342	3.5	26	1
Miller, Cleo	52	165	3.2	13	2
Sipe, Brian	38	153	4.0	22	1
Pruitt, Greg	31	124	4.0	15	0
Hill, Calvin	4	23	5.8	9	0
Newsome, Ozzie	2	20	10.0	14	0
McDonald, Paul	2	0	0.0	2	0
Feacher, Ricky	1	-1	-1.0	-1	0
Browns	474	1,929	4.1	26	11
Opponents	516	2,078	4.0	29	14

RECEIVING	NO	YDS	AVG	LG	TD
Newsome, Ozzie	69	1,002	14.5	62	6
Pruitt, Greg	65	636	9.8	33	4
Pruitt, Mike	63	442	7.0	21	1
Logan, Dave	31	497	16.0	40t	4
Feacher, Ricky	29	654	22.6	48	3
Rucker, Reggie	27	532	19.7	49	1
White, Charles	27	219	8.1	21	0
Hill, Calvin	17	150	8.8	23	2
Miller, Cleo	16	139	8.7	17	0
Fulton, Dan	2	38	19.0	27	0
Adams, Willis	1	24	24.0	24	0
Oden, McDonald	1	6	6.0	6	0
Browns	348	4,339	12.5	62	21
Opponents	275	3,512	12.8	60t	28

INTERCEPTIONS	NO	YDS	AVG	LG	TD
Scott, Clarence	4	46	11.5	26	0
Darden, Thom	3	68	22.7	45	0
Flint, Judson	2	33	16.5	33	0
Matthews, Clay	2	14	7.0	8	0
Bolton, Ron	1	3	3.0	3	0
Goode, Don	1	1	1.0	1	0
Logan, Dave	1	0	0.0	0	0
Ambrose, Dick	1	0	0.0	0	0
Browns	15	165	11.0	45	0
Opponents	27	347	12.9	82t	0

PUNTING	NO	YDS	AVG	IN20	TB	LG	BLK
Cox, Steve	68	2,884	42.4	11	12	66	2
Browns	68	2,884	42.4	11	12	66	2
Opponents	78	3,173	40.7	20	6	59	0

PUNT RETURNS	NO	FC	YDS	AVG	LG	TD
Hall, Dino	33	6	248	7.5	40	0
Montgomery, C.	17	0	121	7.1	17	0
Browns	50	6	369	7.4	40	0
Opponents	30	4	253	8.4	34	0

KICKOFF RETURNS	NO	YDS	AVG	LG	TD
Hall, Dino	36	813	22.6	48	0
Montgomery, C.	14	334	23.9	38	0
White, Charles	12	243	20.3	32	0
Pruitt, Greg	3	82	27.3	30	0
Miller, Cleo	3	35	11.7	22	0
Brown, Thomas	2	17	8.5	10	0
Johnson, Eddie	1	7	7.0	7	0
Miller, Matt	1	6	6.0	6	0
Browns	72	1,537	21.3	48	0
Opponents	45	1,156	25.7	88	0

FIELD GOALS	1-19	20-29	30-39	40-49	50+	TOT
Bahr, Matt	3/3	5/5	5/9	0/2	0/1	13/20
Jacobs, Dave	0/0	2/3	2/6	0/1	0/2	4/12
Cox, Steve	0/0	0/0	0/0	0/0	0/1	0/1
Browns	3/3	7/8	7/15	0/3	0/4	17/33
Opponents	1/1	8/12	6/9	5/11	1/1	21/34



1982 (4-5)

COACH: Sam Rutigliano
CONFERENCE FINISH: 8th American Conference
1982 USUAL STARTING LINEUPS

OFFENSE		DEFENSE	
WR 85	Dave Logan	LDE 90	Marshall Harris
LT 73	Doug Dieken	NT 91	H. Bradley, 79 B. Golic
LG 68	Robert E. Jackson	RDE 92	Mike Robinson
C 54	Tom DeLeone	99	Keith Baldwin
RG 64	Joe DeLamielleure	LOLB 56	Chip Banks
RT 63	Cody Risien	LILB 50	Tom Cousineau
TE 82	Ozzie Newsome	RILB 52	Dick Ambrose
WR 83	Ricky Feacher	ROLB 57	Clay Matthews
QB 17	Brian Sipe	55	Curtis Weathers
16	Paul McDonald	LCB 28	Ron Bolton
FB 43	Mike Pruitt	48	Lawrence Johnson
RB 25	Charles White	RCB 29	Hanford Dixon
		SS 49	Clinton Burrell
		FS 22	Clarence Scott

RADIO ANNOUNCERS:
 Gib Shanley, Jim Mueller (WHK 1420 AM)

DATE	RESULT	OPPONENT	ATT
9/12	W, 21-7	at Seattle Seahawks	55,907
9/19	L, 21-24	Philadelphia Eagles	78,830
11/21	W, 10-7	New England Patriots	51,281
11/25	L, 14-31	at Dallas Cowboys	46,267
12/5	L, 13-30	San Diego Chargers	54,064
12/12	L, 10-23	at Cincinnati Bengals	54,305
12/19	W, 10-9	Pittsburgh Steelers	67,139
12/26	W, 20-14	at Houston Oilers	36,559
1/2	L, 21-37	at Pittsburgh Steelers	52,312
		PLAYOFF	
1/8	L, 10-27	at Los Angeles Raiders	56,555

TEAM STATISTICS	BROWNS	OPPONENT
Total First Downs	176	189
Rushing	64	82
Passing	96	94
Penalty	16	13
3rd Down: Made/Att	43/127	52/106
3rd Down Pct.	33.9%	49.1%
4th Down: Made/Att	5/6	3/8
4th Down Pct.	83.3%	37.5%
Total Net Yards	2,708	3,141
Avg. Per Game	300.9	349.0
Total Plays	616	594
Avg. Per Play	4.4	5.3
Net Yards Rushing	873	1,292
Avg. Per Game	97.0	143.6
Total Rushes	256	306
Net Yards Passing	1,845	1,822
Avg. Per Game	205.0	202.4
Sacked/Yards Lost	26/212	22/145
Gross Yards	2,057	1,967
Attempts/Completions	334/174	266/144
Completion Pct.	52.1%	54.1%
Had Intercepted	16	17
Punts/Avg.	48/39.3	40/38.8
Net Punting Avg.	48/34.8	40/35.5
Penalties/Yards Lost	59/461	57/436
Fumbles/Ball Lost	15/8	20/11
Touchdowns	17	23
Rushing	7	13
Passing	9	9
Returns	1	1
Avg. Time Of Possession	30:00	30:00

SCORE BY PERIODS	1ST	2ND	3RD	4TH	OT	TOT
Browns	20	34	24	62	0	140
Opponents	28	60	38	56	0	182

SCORING	RU	PA	ST	DF	PAT	2RU	2PA	FG	SAF	TP
Bahr, Matt	0	0	0	0	17/17	0	0	7/15	0	38
Feacher, Ricky	0	3	0	0	0/0	0	0	0/0	0	18

PASSING	ATT	CMP	YDS	PCT	AVIAT	TD	TD%	INT	INT%	LG	TKLD	RATING
Sipe, Brian	185	101	1,064	54.6	5.75	4	2.2	8	4.3	40t	13/117	60.7
McDonald, Paul	149	73	993	49.0	6.66	5	3.4	8	5.4	56t	13/95	59.5
Browns	334	174	2,057	52.1	6.16	9	2.7	16	4.8	56t	26/212	60.2
Opponents	266	144	1,967	54.1	7.39	9	3.4	17	6.4	60	22/145	62.7

Newsome, Ozzie	0	3	0	0	0/0	0	0	0/0	0	18
Pruitt, Mike	3	0	0	0	0/0	0	0	0/0	0	18
White, Charles	3	0	0	0	0/0	0	0	0/0	0	18
Logan, Dave	0	2	0	0	0/0	0	0	0/0	0	12
Burrell, Clinton	0	0	0	1	0/0	0	0	0/0	0	6
Davis, Johnny	1	0	0	0	0/0	0	0	0/0	0	6
Hall, Dino	0	1	0	0	0/0	0	0	0/0	0	6
Cox, Steve	0	0	0	0	0/0	0	0	0/1	0	0
Browns	7	9	0	1	17/17	0	0	7/16	0	140
Opponents	13	9	1	0	21/23	0	0	7/11	1	182

SACKS: C. Banks 5.5, B. Golic 4, M. Robinson 3, C. Burrell 2, E. Franks 2, M. Harris 1.5, K. Baldwin 1, T. Cousineau 1, H. Dixon 1, C. Weathers 1 **Browns: 22.0, Opponents: 26.0**

RUSHING	NO	YDS	AVG	LG	TD
Pruitt, Mike	143	516	3.6	17	3
White, Charles	69	259	3.8	18t	3
Miller, Cleo	16	61	3.8	17	0
Sipe, Brian	13	44	3.4	12	0
McDonald, Paul	7	-3	-0.4	10	0
Davis, Johnny	4	3	0.8	2	1
Hall, Dino	2	14	7.0	13	0
Cox, Steve	2	-11	-5.5	0	0
Browns	256	883	3.4	18t	7
Opponents	306	1,292	4.2	34	13

RECEIVING	NO	YDS	AVG	LG	TD
Newsome, Ozzie	49	633	12.9	54	3
White, Charles	34	283	8.3	36	0
Feacher, Ricky	28	408	14.6	46	3
Logan, Dave	23	346	15.0	56t	2
Pruitt, Mike	22	140	6.4	13	0
Walker, Dwight	8	136	17.0	46	0
Hall, Dino	5	78	15.6	31	1
Miller, Cleo	3	20	6.7	11	0
Fulton, Dan	1	9	9.0	9	0
Oden, McDonald	1	4	4.0	4	0
Browns	174	2,057	11.8	56t	9
Opponents	144	1,967	13.7	60	9

INTERCEPTIONS	NO	YDS	AVG	LG	TD
Dixon, Hanford	4	22	5.5	22	0
Johnson, Lawrence	4	17	4.3	17	0
Scott, Clarence	3	29	9.7	24	0
Banks, Chip	1	14	14.0	14	0
Burrell, Clinton	1	14	14.0	14t	1
Cousineau, Tom	1	6	6.0	6	0
Ambrose, Dick	1	0	0.0	0	0
Bolton, Ron	1	0	0.0	0	0
Flint, Judson	1	0	0.0	0	0
Browns	17	102	6.0	24	1
Opponents	16	164	10.3	37	0

PUNTING	NO	YDS	AVG	IN20	TB	LG	BLK
Cox, Steve	48	1,887	39.3	11	6	52	1
Browns	48	1,887	39.3	11	6	52	1
Opponents	40	1,552	38.8	9	2	54	0

PUNT RETURNS	NO	FC	YDS	AVG	LG	TD
Walker, Dwight	19	6	101	5.3	14	0
Hall, Dino	4	0	33	8.3	10	0
Browns	23	6	134	5.8	14	0
Opponents	30	2	216	7.2	24	0

KICKOFF RETURNS	NO	YDS	AVG	LG	TD
Hall, Dino	22	430	19.5	32	0
Walker, Dwight	13	295	22.7	36	0
Nicolas, Scott	2	16	8.0	10	0
Green, David	1	13	13.0	13	0
Browns	38	754	19.8	36	0
Opponents	23	424	18.4	30	0

FIELD GOALS	1-19	20-29	30-39	40-49	50+	TOT
Bahr, Matt	1/1	3/4	1/3	2/7	0/0	7/15
Cox, Steve	0/0	0/0	0/0	0/0	0/1	0/1
Browns	1/1	3/4	1/3	2/7	0/1	7/16
Opponents	0/0	2/2	2/4	3/4	0/1	7/11



1983 (9-7)

COACH: Sam Rutigliano
DIVISION FINISH: 2nd AFC Central
1983 USUAL STARTING LINEUPS

OFFENSE		DEFENSE	
WR 89	Bobby Jones	LDE 96	Reggie Camp
83	Ricky Feacher	NT 79	Bob Golic
LT 73	Doug Dieken	RDE 99	Keith Baldwin
LG 68	Robert E. Jackson	94	Elvis Franks
C 61	Mike Baab	LOLB 56	Chip Banks
RG 64	Joe DeLamielleure	LILB 52	Dick Ambrose
RT 63	Cody Risien	58	Scott Nicolas
TE 82	Ozzie Newsome	RILB 50	Tom Cousineau
WR 85	Dave Logan	ROLB 57	Clay Matthews
80	Willis Adams	LCB 48	Lawrence Johnson
QB 17	Brian Sipe	RCB 29	Hanford Dixon
FB 43	M. Pruitt, 38 J. Davis	SS 49	C. Burrell, 22 C. Scott
RB 30	Boyce Green	FS 21	Mike Whitwell

RADIO ANNOUNCERS:
 Gib Shanley, Jim Mueller (WHK 1420 AM)

DATE	RESULT	OPPONENT	ATT
9/4	L, 21-27	Minnesota Vikings	70,087
9/11	W, 31-26	at Detroit Lions	60,095
9/15	W, 17-7	Cincinnati Bengals	79,700
9/25	W, 30-24 (OT)	at San Diego Chargers	49,482
10/2	L, 9-24	Seattle Seahawks	75,446
10/9	W, 10-7	New York Jets	78,235
10/16	L, 17-44	at Pittsburgh Steelers	59,263
10/23	L, 21-28	at Cincinnati Bengals	50,047
10/30	W, 25-19 (OT)	Houston Oilers	66,955
11/6	L, 21-35	at Green Bay Packers	54,089
11/13	W, 20-0	Tampa Bay Buccaneers	56,091
11/20	W, 30-0	at New England Patriots	40,987
11/27	W, 41-23	Baltimore Colts	65,812
12/4	L, 6-27	at Denver Broncos	70,912
12/11	L, 27-34	at Houston Oilers	29,746
12/18	W, 30-17	Pittsburgh Steelers	72,313

TEAM STATISTICS	BROWNS	OPPONENT
Total First Downs	327	309
Rushing	113	138
Passing	186	155
Penalty	28	16
3rd Down: Made/Att	99/222	82/204
3rd Down Pct.	44.6%	40.2%
4th Down: Made/Att	8/16	4/14
4th Down Pct.	50.0%	28.6%
Total Net Yards	5,583	5,139
Avg. Per Game	348.9	321.2
Total Plays	1,065	1,030
Avg. Per Play	5.2	5.0
Net Yards Rushing	1,922	2,065
Avg. Per Game	120.1	129.1
Total Rushes	465	528
Net Yards Passing	3,661	3,074
Avg. Per Game	228.8	192.1
Sacked/Yards Lost	33/271	33/239
Gross Yards	3,932	3,313
Attempts/Completions	567/324	469/280
Completion Pct.	57.1%	59.7%
Had Intercepted	28	28
Punts/Avg.	70/40.8	73/40.5
Net Punting Avg.	70/36.2	70/36.4
Penalties/Yards Lost	115/988	105/940
Fumbles/Ball Lost	21/10	30/10
Touchdowns	42	42
Rushing	13	15
Passing	27	22
Returns	2	5
Avg. Time Of Possession	30:50	29:10

SCORE BY PERIODS	1ST	2ND	3RD	4TH	OT	TOT
Browns	76	120	82	66	12	356
Opponents	70	125	63	84	0	342

SCORING	RU	PA	ST	DF	PAT	2RU	2PA	FG	SAF	TP
Bahr, Matt	0	0	0	0	38/40	0	0	21/24	0	101
Pruitt, Mike	10	2	0	0	0/0	0	0	0/0	0	72
Newsome, O.	0	6	0	0	0/0	0	0	0/0	0	36
Jones, Bobby	0	4	0	0	0/0	0	0	0/0	0	24
Green, Boyce	3	1	0	0	0/0	0	0	0/0	0	24
Feacher, Ricky	0	3	0	0	0/0	0	0	0/0	0	18

PASSING	ATT	CMP	YDS	PCT	AV/AT
Sipe, Brian	496	291	3,566	58.7	7.19
McDonald, Paul	68	32	351	47.1	5.16
Walker, Dwight	3	1	25	33.3	8.33
Browns	567	324	3,942	57.1	6.95
Opponents	469	280	3,313	59.7	7.06

Holt, Harry	0	3	0	0	0/0	0	0	0/0	0	18
Adams, Willis	0	2	0	0	0/0	0	0	0/0	0	12
Belk, Rocky	0	2	0	0	0/0	0	0	0/0	0	12
Logan, Dave	0	2	0	0	0/0	0	0	0/0	0	12
Walker, Dwight	0	1	0	0	0/0	0	0	0/0	0	6
Banks, Chip	0	0	0	1	0/0	0	0	0/0	0	6
Golic, Bob	0	0	0	1	0/0	0	0	0/0	0	6
Dieken, Doug	0	1	0	0	0/0	0	0	0/0	0	6
Cox, Steve	0	0	0	0	0/0	0	0	1/1	0	3
Browns	13	27	0	2	38/40	0	0	22/25	0	356
Opponents	15	22	5	0	40/42	0	0	16/22	1	342

SACKS: C. Matthews 6.0, E. Franks 5.0, R. Camp 4.5, T. Cousineau 4.0, C. Banks 4.0, B. Golic 3.5, D. Puzelli 2.0, M. Whitwell 1.0, K. Baldwin 1.0, H. Dixon 1.0 **Browns: 32.0, Opponents 33.0**

RUSHING	NO	YDS	AVG	LG	TD
Pruitt, Mike	293	1,184	4.0	27	10
Green, Boyce	104	497	4.8	29	3
Sipe, Brian	26	56	2.2	9	0
Walker, Dwight	19	100	5.3	15	0
Davis, Johnny	13	42	3.2	16	0
McDonald, Paul	3	17	5.7	10	0
Holt, Harry	3	8	2.7	4	0
Jones, Bobby	1	19	19.0	19	0
Adams, Willis	1	2	2.0	2	0
Hall, Dino	1	2	2.0	2	0
Belk, Rocky	1	-5	-5.0	-5	0
Browns	465	1,922	4.1	29	13
Opponents	528	2,065	3.9	40	15

RECEIVING	NO	YDS	AVG	LG	TD
Newsome, Ozzie	89	970	10.9	66t	6
Logan, Dave	37	627	16.9	34	2
Jones, Bobby	36	507	14.1	32t	4
Pruitt, Mike	30	157	5.2	21	2
Holt, Harry	29	420	14.5	38	3
Walker, Dwight	29	273	9.4	35t	1
Green, Boyce	25	167	6.7	33	1
Adams, Willis	20	374	18.7	59	2
Feacher, Ricky	13	217	16.7	42t	3
Belk, Rocky	5	141	28.2	64t	2
Davis, Johnny	5	20	4.0	10	0
Hall, Dino	4	33	8.3	18	0
Dieken, Doug	1	14	14.0	14t	1
Stracka, Tim	1	12	12.0	12	0
Browns	324	3,332	12.1	66t	27
Opponents	280	3,312	11.8	80t	22

INTERCEPTIONS	NO	YDS	AVG	LG	TD
Cousineau, Tom	4	47	11.8	15	0
Banks, Chip	3	95	31.7	65t	1
Whitwell, Mike	3	67	22.3	28	0
Dixon, Hanford	3	41	13.7	35	0
Burrell, Clinton	2	0	0.0	0	0
Johnson, Lawrence	2	0	0.0	0	0
Scott, Clarence	2	0	0.0	0	0
Perry, Rod	1	21	21.0	21	0
Gross, Al	1	18	18.0	18	0
Golic, Bob	1	7	7.0	7t	1
Browns	22	296	13.5	65t	2
Opponents	28	508	18.1	73t	0

PUNTING	NO	YDS	AVG	IN20	TB	LG	BLK
Gossett, Jeff	70	2,854	40.8	17	8	60	0
Browns	70	2,854	40.8	17	8	60	0
Opponents	73	2,954	40.5	18	5	61	0

PUNT RETURNS	NO	FC	YDS	AVG	LG	TD
Hall, Dino	39	12	284	7.3	19	0
Walker, Dwight	3	0	26	8.7	13	0
Browns	42	12	310	7.4	19	0
Opponents	30	10	309	10.3	66	0

KICKOFF RETURNS	NO	YDS	AVG	LG	TD
Walker, Dwight	29	627	21.6	38	0
Green, Boyce	17	350	20.6	30	0
Hall, Dino	11	237	21.5	28	0
Ferguson, Vagas	2	36	18.0	27	0
Nicolas, Scott	2	29	14.5	15	0
Davis, Johnny	1	8	8.0	8	0
Contz, Bill	1	3	3.0	3	0
Browns	63	1,290	20.5	38	0
Opponents	61	1,155	18.9	93t	0

FIELD GOALS	1-19	20-29	30-39	40-49	50+	TOT
Bahr, Matt	1/1	9/9	5/6	6/7	0/1	21/24
Cox, Steve	0/0	0/0	0/0	0/0	1/1	1/1
Browns	1/1	9/9	5/6	6/7	1/2	22/25
Opponents	2/2	5/6	4/6	2/5	1/1	14/20

TD	TD%	INT	INT%	LG	TKLD	RATING
26	5.2	23	4.6	66t	27/233	79.1
1	1.5	4	5.9	27	6/38	43.2
0	0.0	1	33.3	25	0/0	25.0
27	4.8	28	4.9	66t	33/271	74.0
21	4.5	22	4.7	80t	32/239	76.6



STAFF

PLAYERS

2017 SEASON

HISTORY

RECORDS

GAME DAY

1984 (5-11)

COACH: Sam Rutigliano (first 8 games)/Marty Schottenheimer (last 8 games)
DIVISION FINISH: 3rd AFC Central

1984 USUAL STARTING LINEUPS

OFFENSE		DEFENSE	
WR 83	Ricky Feacher	LDE 96	Reggie Camp
86	Brian Brennan	NT 79	Bob Golic
LT 73	Doug Dieken	RDE 99	Keith Baldwin
LG 68	Robert E. Jackson	LOLB 56	Chip Banks
C 61	Mike Baab	LILB 51	Eddie Johnson
RG 64	Joe DeLamielleure	RILB 50	Tom Cousineau
RT 75	Bill Cortz	ROLB 57	Clay Matthews
TE 82	Ozzie Newsome	LCB 48	Lawrence Johnson
WR 84	Duñiel Harris	31	Frank Minnifield
86	Brian Brennan	RCB 29	Hanford Dixon
QB 16	Paul McDonald	SS 27	Al Gross
FB 38	Johnny Davis	FS 20	Don Rogers
RB 43	M. Pruitt, 30 B. Green		

RADIO ANNOUNCERS:
 Gib Shanley, Jim Mueller (WHK 1420 AM)

DATE	RESULT	OPPONENT	ATT
9/3	L, 0-33	at Seattle Seahawks	59,540
9/9	L, 17-20	at Los Angeles Rams	43,043
9/16	L, 14-24	Denver Broncos	61,980
9/23	W, 20-10	Pittsburgh Steelers	77,312
9/30	L, 6-10	at Kansas City Chiefs	40,785
10/7	L, 16-17	New England Patriots	53,036
10/14	L, 20-24	New York Jets	55,673
10/21	L, 9-12	at Cincinnati Bengals	50,667
10/28	L, 14-16	New Orleans Saints	52,489
11/4	W, 13-10	at Buffalo Bills	33,343
11/11	L, 7-41	San Francisco 49ers	60,092
11/18	W, 23-7	at Atlanta Falcons	28,280
11/25	W, 27-10	Houston Oilers	46,077
12/2	L, 17-20 (OT)	Cincinnati Bengals	51,774
12/9	L, 20-23	at Pittsburgh Steelers	55,825
12/16	W, 27-20	at Houston Oilers	33,676

TEAM STATISTICS	BROWNS	OPPONENT
Total First Downs	295	270
Rushing	89	103
Passing	180	145
Penalty	26	22
3rd Down: Made/Att	89/228	86/217
3rd Down Pct.	39.0%	39.6%
4th Down: Made/Att	6/13	4/13
4th Down Pct.	46.2%	30.8%
Total Net Yards	4,828	4,641
Avg. Per Game	301.8	290.1
Total Plays	1,039	995
Avg. Per Play	4.6	4.7
Net Yards Rushing	1,696	1,945
Avg. Per Game	106.0	121.6
Total Rushes	489	494
Net Yards Passing	3,132	2,696
Avg. Per Game	195.8	168.5
Sacked/Yards Lost	55/358	43/353
Gross Yards	3,490	3,049
Attempts/Completions	495/273	458/261
Completion Pct.	55.2%	57.0%
Had Intercepted	23	20
Punts/Avg.	76/42.3	77/40.6
Net Punting Avg.	76/35.8	77/36.4
Penalties/Yards Lost	111/928	108/765
Fumbles/Ball Lost	31/16	34/15
Touchdowns	25	30
Rushing	10	10
Passing	14	15
Returns	1	5
Avg. Time Of Possession	30:52	29:08

SCORE BY PERIODS	1ST	2ND	3RD	4TH	OT	TOT
Browns	54	81	44	71	0	250
Opponents	61	97	53	83	3	297

SCORING	RU	PA	OFF	DF	PAT	2RU	2PA	FG	SAF	TP
Bahr, Matt	0	0	0	0	25/25	0	0	24/32	0	97
Pruitt, Mike	6	0	0	0	0/0	0	0	0/0	0	36
Newsome, O.	0	5	0	0	0/0	0	0	0/0	0	30
Brennan, Brian	3	3	0	0	0/0	0	0	0/0	0	18
Byner, Earnest	2	0	1	0	0/0	0	0	0/0	0	18
Davis, Bruce	0	2	0	0	0/0	0	0	0/0	0	12
Harris, Duñiel	0	2	0	0	0/0	0	0	0/0	0	12

PASSING	ATT	CMP	YDS	PCT	AVI/AT
McDonald, Paul	493	271	3,472	55.0	7.04
Cox, Steve	1	1	16	100.0	16.00
Flick, Tom	1	1	2	100.0	2.00
Browns	495	273	3,490	55.2	7.05
Opponents	458	261	3,049	57.0	6.66

Feacher, Ricky	0	1	0	0	0/0	0	0	0/0	0	6
Davis, Johnny	1	0	0	0	0/0	0	0	0/0	0	6
Green, Boyce	0	1	0	0	0/0	0	0	0/0	0	6
McDonald, Paul	1	0	0	0	0/0	0	0	0/0	0	6
Cox, Steve	0	0	0	0	0/0	0	0	0/0	0	3
Browns	10	14	1	0	25/25	0	0	13/3	0	250
Opponents	10	15	5	0	30/30	0	0	29/33	0	297

SACKS: R. Camp 14.0, C. Matthews 12.0, K. Baldwin 4.5, C. Hairston 4.0, C. Banks 2.5, D. Puzzuoli 2.0, B. Golic 2.0, E. Franks 1.5, E. Johnson 0.5 **Browns: 43.0, Opponents: 55.0**

RUSHING	NO	YDS	AVG	LG	TD
Green, Boyce	202	673	3.3	29	0
Pruitt, Mike	163	506	3.1	14	6
Byner, Earnest	72	426	5.9	54	2
White, Charles	24	62	2.6	8	0
McDonald, Paul	22	4	0.2	10	1
Davis, Johnny	3	15	5.0	8	1
Holt, Harry	1	12	12.0	12	0
Davis, Bruce	1	6	6.0	6	0
Walker, Dwight	1	-8	-8.0	-8	0
Browns	489	1,696	3.5	54	10
Opponents	494	1,945	3.9	64	10

RECEIVING	NO	YDS	AVG	LG	TD
Newsome, Ozzie	89	1,001	11.2	52	5
Brennan, Brian	35	455	13.0	52	3
Harris, Duñiel	32	512	16.0	43	2
Feacher, Ricky	22	382	17.4	64	1
Adams, Willis	21	261	12.4	24	0
Holt, Harry	20	261	13.1	36	0
Green, Boyce	12	124	10.3	44t	1
Byner, Earnest	11	118	10.7	26	0
Walker, Dwight	10	122	12.2	25	0
Davis, Bruce	7	119	17.0	43	2
Pruitt, Mike	5	29	5.8	9	0
White, Charles	5	29	5.8	17	0
Young, Glen	1	47	47.0	47	0
Bolden, Rickey	1	19	19.0	19	0
Straka, Tim	1	15	15.0	15	0
McDonald, Paul	1	-4	-4.0	-4	0
Browns	273	3,490	12.8	64	14
Opponents	261	3,049	11.7	61t	15

INTERCEPTIONS	NO	YDS	AVG	LG	TD
Gross, Al	5	103	20.6	47	0
Dixon, Hanford	5	31	6.2	18	0
Cousineau, Tom	2	9	4.5	9	0
Johnson, Eddie	2	3	1.5	3	0
Rogers, Don	1	39	39.0	39	0
Minnifield, Frank	1	26	26.0	26	0
Perry, Rod	1	17	17.0	17	0
Banks, Chip	1	8	8.0	8	0
Johnson, Lawrence	1	0	0.0	0	0
Rockins, Chris	1	0	0.0	0	0
Browns	20	236	11.8	47	0
Opponents	23	518	22.5	85	0

PUNTING	NO	YDS	AVG	IN20	TB	LG	BLK
Cox, Steve	74	3,213	43.4	16	8	69	2
Team, Stat	2	0	0.0	0	0	0	0
Browns	76	3,213	42.3	16	8	69	2
Opponents	77	3,123	40.6	21	7	61	0

PUNT RETURNS	NO	FC	YDS	AVG	LG	TD
Brennan, Brian	25	10	199	8.0	19	0
Harris, Duñiel	9	0	73	8.1	13	0
Walker, Dwight	6	3	50	8.3	13	0
Browns	40	13	322	8.1	19	0
Opponents	43	7	489	11.4	42	0

KICKOFF RETURNS	NO	YDS	AVG	LG	TD
Byner, Earnest	22	415	18.9	28	0
Davis, Bruce	18	369	20.5	40	0
Brown, Preston	8	136	17.0	27	0
Young, Glen	5	134	26.8	36	0
White, Charles	5	80	16.0	23	0
Nicolas, Scott	1	12	12.0	12	0
Cortz, Bill	1	10	10.0	10	0
Holt, Harry	1	1	1.0	1	0
Browns	61	1,157	19.0	40	0
Opponents	52	1,159	22.3	46	0

FIELD GOALS	1-19	20-29	30-39	40-49	50+	TOT
Bahr, Matt	3/3	12/12	2/7	6/9	1/1	24/32
Cox, Steve	0/0	0/0	0/0	0/0	1/3	1/3
Browns	3/3	12/12	2/7	6/9	2/4	25/35
Opponents	0/0	13/13	7/9	7/9	2/2	29/33

	TD	TD%	INT	INT%	LG	TKLD	RATING
McDonald, Paul	14	2.8	23	4.7	64	53/345	67.3
Cox, Steve	0	0.0	0	0.0	16	0/0	118.8
Flick, Tom	0	0.0	0	0.0	2	2/13	79.2
Browns	14	2.8	23	4.6	64	55/358	67.5
Opponents	15	3.3	20	4.4	61t	43/353	70.0



1985 (8-8)

COACH: Marty Schottenheimer
DIVISION FINISH: 1st AFC Central

1985 USUAL STARTING LINEUPS

OFFENSE		DEFENSE	
WR 85	Clarence Weathers	LDE 96	Reggie Camp
LT 74	P. Farren, 77 R. Bolden	NT 79	Bob Golic
LG 62	George Lijia	RDE 78	Carl Hairston
C 61	Mike Baab	LOLB 56	Chip Banks
RG 69	D. Fike, 77 R. Bolden	LILB 51	Eddie Johnson
RT 63	Cody Risien	RILB 50	Tom Cousineau
TE 82	Ozzie Newsome	58	Scott Nicolas
WR 86	Brian Brennan	ROLB 57	Clay Matthews
83	Fred Banks	LCB 31	Frank Minnifield
QB 19	Bernie Kosar	RCB 29	Hanford Dixon
18	Gary Danielson	SS 27	Al Gross
FB 34	Kevin Mack	FS 20	Don Rogers
RB 44	Earnest Byner		

RADIO ANNOUNCERS:

Neo Chandler, Doug Dieken, Jim Mueller (WHK 1420 AM)

DATE	RESULT	OPPONENT	ATT
9/8	L, 24-27 (OT)	St. Louis Cardinals	62,107
9/16	W, 17-7	Pittsburgh Steelers	79,042
9/22	L, 7-20	at Dallas Cowboys	61,456
9/29	W, 21-7	at San Diego Chargers	52,107
10/6	W, 24-20	New England Patriots	62,139
10/13	W, 21-6	at Houston Oilers	38,386
10/20	L, 20-21	Los Angeles Raiders	77,928
10/27	L, 7-14	Washington Redskins	78,540
11/3	L, 9-10	at Pittsburgh Steelers	51,976
11/10	L, 10-27	at Cincinnati Bengals	57,293
11/17	W, 17-7	Buffalo Bills	50,764
11/24	W, 24-6	Cincinnati Bengals	74,439
12/1	W, 35-33	at New York Giants	66,482
12/8	L, 13-31	at Seattle Seahawks	58,477
12/15	W, 28-21	Houston Oilers	50,793
12/22	L, 10-37	at New York Jets	59,073
		PLAYOFF	
1/4	L, 21-24	at Miami Dolphins	75,128

TEAM STATISTICS

	BROWNS	OPPONENT
Total First Downs	271	297
Rushing	119	106
Passing	128	172
Penalty	24	19
3rd Down: Made/Att	79/216	83/228
3rd Down Pct.	36.6%	36.4%
4th Down: Made/Att	13/21	7/15
4th Down Pct.	61.9%	46.7%
Total Net Yards	4,921	4,958
Avg. Per Game	307.6	309.9
Total Plays	989	1,050
Avg. Per Play	5.0	4.7
Net Yards Rushing	2,285	1,851
Avg. Per Game	142.8	115.7
Total Rushes	539	497
Net Yards Passing	2,636	3,107
Avg. Per Game	164.8	194.2
Sacked/Yards Lost	36/249	44/353
Gross Yards	2,885	3,460
Attempts/Completions	414/222	509/289
Completion Pct.	53.6%	56.8%
Had Intercepted	13	18
Punts/Avg.	81/40.3	91/42.2
Net Punting Avg.	81/36.5	91/38.1
Penalties/Yards Lost	99/751	102/773
Fumbles/Ball Lost	40/23	28/9
Touchdowns	35	34
Rushing	16	14
Passing	17	18
Returns	2	2
Avg. Time Of Possession	28:52	31:08

SCORE BY PERIODS

	1ST	2ND	3RD	4TH	OT	TOT
Browns	44	68	78	97	0	287
Opponents	75	81	50	85	3	294

SCORING

	RU	PA	ST	DF	PAT	2RU	2PA	FG	SAF	TP
Bahr, Matt	0	0	0	0	35/35	0	0	14/18	0	77
Byner, Earnest	8	2	0	0	0/0	0	0	0/0	0	60
Mack, Kevin	7	3	0	0	0/0	0	0	0/0	0	60

PASSING	ATT	CMP	YDS	PCT	AVI/AT	TD	TD%	INT	INT%	LG	TKLD	RATING
Kosar, Bernie	248	124	1,578	50.0	6.36	8	3.2	7	2.8	68t	19/121	69.3
Danielson, Gary	163	97	1,274	59.5	7.82	8	4.9	6	3.7	72t	17/128	85.3
Brennan, Brian	1	1	33	100.0	33.00	1	100.0	0	0.0	33t	0/0	158.3
Fontenot, Herman	1	0	0	0.0	0.00	0	0.0	0	0.0	0	0/0	39.6
Gossett, Jeff	1	0	0	0.0	0.00	0	0.0	0	0.0	0	0/0	39.6
Browns	414	222	2,885	53.6	6.97	17	4.1	13	3.1	72t	36/249	76.4
Opponents	509	289	3,460	56.8	6.80	18	3.5	18	3.5	54t	44/353	74.8

Newsome, O.	0	5	0	0	0/0	0	0	0	0/0	0	30
Weathers, C.	0	3	0	0	0/0	0	0	0	0/0	0	18
Banks, Fred	0	2	0	0	0/0	0	0	0	0/0	0	12
Brennan, Brian	0	0	1	0	0/0	0	0	0	0/0	0	6
Young, Glen	0	1	0	0	0/0	0	0	0	0/0	0	6
Holt, Harry	0	1	0	0	0/0	0	0	0	0/0	0	6
Gross, Al	0	0	0	1	0/0	0	0	0	0/0	0	6
Kosar, Bernie	1	0	0	0	0/0	0	0	0	0/0	0	6
Browns	16	17	1	1	35/35	0	0	0	14/18	0	287
Opponents	14	18	2	0	33/34	0	0	0	19/29	0	294

SACKS: C. Banks 11.0, R. Camp 8.5, C. Hairston 7.0, C. Matthews 6.0, B. Golic 3.0, C. Weathers 3.0, T. Cousineau 1.5, K. Baldwin 1.0, S. Clancy 1.0, S. Nicolas 1.0, C. Rockins 0.5, E. Johnson 0.5
Browns: 44.0, Opponents: 36.0

RUSHING

	NO	YDS	AVG	LG	TD
Mack, Kevin	222	1,104	5.0	61	7
Byner, Earnest	244	1,002	4.1	36	8
Danielson, Gary	27	126	4.7	28	0
Allen, Greg	8	32	4.0	8	0
Weathers, Clarence	1	18	18.0	18	0
Davis, Johnny	4	9	2.3	5	0
Dickey, Curtis	2	6	3.0	5	0
Baab, Mike	1	0	0.0	0	0
Kosar, Bernie	26	-12	-0.5	10	1
Browns	535	2,285	4.3	61	16
Opponents	497	1,851	3.7	58t	14

RECEIVING

	NO	YDS	AVG	LG	TD
Newsome, Ozzie	62	711	11.5	38	5
Byner, Earnest	45	460	10.2	31	2
Brennan, Brian	32	487	15.2	57	0
Mack, Kevin	29	297	10.2	43	3
Weathers, Clarence	16	449	28.1	72t	3
Adams, Willis	10	132	13.2	22	0
Holt, Harry	10	95	9.5	23	1
Young, Glen	5	111	22.2	45t	1
Banks, Fred	5	62	12.4	17t	2
Jefferson, John	3	30	10.0	17	0
Tucker, Travis	2	20	10.0	10	0
Fontenot, Herman	2	19	9.5	17	0
Langhorne, Reggie	1	12	12.0	12	0
Browns	222	2,885	13.0	72t	17
Opponents	289	3,460	12.0	54t	17

INTERCEPTIONS

	NO	YDS	AVG	LG	TD
Gross, Al	5	109	21.8	37t	1
Dixon, Hanford	3	65	21.7	37	0
Brazier, Larry	2	40	20.0	40	0
Wright, Felix	2	11	5.5	10	0
Weathers, Curtis	1	9	9.0	9	0
Rockins, Chris	1	8	8.0	8	0
Johnson, Eddie	1	6	6.0	6	0
Minnifield, Frank	1	3	3.0	3	0
Rogers, Don	1	3	3.0	3	0
Cousineau, Tom	1	0	0.0	0	0
Browns	18	254	14.1	40	1
Opponents	13	217	16.7	48t	0

PUNTING

	NO	YDS	AVG	IN20	TB	LG	BLK
Gossett, Jeff	81	3,261	40.3	18	8	64	0
Browns	81	3,261	40.3	18	8	64	0
Opponents	91	3,842	42.2	22	16	64	0

PUNT RETURNS

	NO	FC	YDS	AVG	LG	TD
Weathers, Clarence	28	4	218	7.8	16	0
Brennan, Brian	19	4	153	8.1	37t	1
Browns	47	8	371	7.9	37t	1
Opponents	36	14	304	8.4	38	0

KICKOFF RETURNS

	NO	YDS	AVG	LG	TD
Young, Glen	35	898	25.7	63	0
Fontenot, Herman	8	215	26.9	81	0
Langhorne, Reggie	3	46	15.3	19	0
Green, Boyce	2	20	10.0	13	0
Puzzolli, Dave	2	8	4.0	8	0
Weathers, Clarence	1	17	17.0	17	0
Nicolas, Scott	1	9	9.0	9	0
Allen, Greg	1	4	4.0	4	0
Browns	53	1,217	23.0	81	0
Opponents	51	884	17.3	37	0

FIELD GOALS

	1-19	20-29	30-39	40-49	50+	TOT
Bahr, Matt	1/1	2/2	8/9	3/5	0/1	14/18
Browns	1/1	2/2	8/9	3/5	0/1	14/18
Opponents	0/0	5/6	10/14	2/5	2/4	19/29



STAFF

PLAYERS

2017 SEASON

HISTORY

RECORDS

GAME DAY

1986 (12-4)

COACH: Marty Schottenheimer
DIVISION FINISH: 1st AFC Central
1986 USUAL STARTING LINEUPS

OFFENSE		DEFENSE	
WR 84	Webster Slaughter	LDE 96	Reggie Camp
LT 77	R. Bolden, 74 P. Farren	RDE 79	Bob Golic
LG 74	P. Farren, 70 L. Williams	RTE 78	Carl Hairston
C 61	Mike Baab	LOLB 56	Chip Banks
RG 69	Dan Fike	LLB 51	Eddie Johnson
RT 63	Cody Risien	RILB 53	Anthony Griggs
TE 82	Ozzie Newsome	ROLB 57	Clay Matthews
WR 88	Reggie Langhorne	LCB 31	Frank Minnifield
QB 19	Bernie Kosar	RQB 29	Hanford Dixon
FB 34	K. Mack, 33 C. Dickey	SS 24	Ray Ellis
RB 44	E. Byner, 33 C. Dickey	FS 37	Chris Rockins

RADIO ANNOUNCERS:
 New Chandler, Doug Dieken, Jim Mueller (WWWE 1100 AM, WDOK 102 FM)

DATE	RESULT	OPPONENT	ATT
9/7	L, 31-41	at Chicago Bears	66,030
9/14	W, 23-20	at Houston Oilers	46,049
9/18	L, 13-30	Cincinnati Bengals	78,779
9/28	W, 24-21	Detroit Lions	72,029
10/5	W, 27-24	at Pittsburgh Steelers	57,327
10/12	W, 20-7	Kansas City Chiefs	71,278
10/19	L, 14-17	Green Bay Packers	76,438
10/26	W, 23-20	at Minnesota Vikings	59,133
11/2	W, 24-9	at Indianapolis Colts	57,962
11/10	W, 26-16	Miami Dolphins	77,949
11/16	L, 14-27	at Los Angeles Raiders	65,461
11/23	W, 37-31 (OT)	Pittsburgh Steelers	76,452
11/30	W, 13-10 (OT)	Houston Oilers	62,309
12/7	W, 21-17	at Buffalo Bills	42,213
12/14	W, 34-3	at Cincinnati Bengals	58,062
12/21	W, 47-17	San Diego Chargers	68,505

AFC PLAYOFFS
 1/3 W, 23-20 (2OT) New York Jets 78,106

AFC CHAMPIONSHIP
 1/11 L, 20-23 (OT) Denver Broncos 79,915

TEAM STATISTICS	BROWNS	OPPONENT
Total First Downs	292	312
Rushing	101	114
Passing	165	181
Penalty	26	17
3rd Down: Made/Att	85/222	80/215
3rd Down Pct.	38.3%	37.2%
4th Down: Made/Att	7/14	10/18
4th Down Pct.	50.0%	55.6%
Total Net Yards	5,395	5,269
Avg. Per Game	337.2	329.3
Total Plays	1,049	1,033
Avg. Per Play	5.1	5.1
Net Yards Rushing	1,650	1,982
Avg. Per Game	103.1	123.9
Total Yards	471	494
Net Yards Passing	3,744	3,287
Avg. Per Game	234.0	205.4
Sacked/Yards Lost	39/274	35/259
Gross Yards	4,018	3,546
Attempts/Completions	538/315	518/291
Completion Pct.	58.6%	56.2%
Had Intercepted	11	18
Punts/Avg.	83/41.2	79/38.4
Net Punting Avg.	83/38.0	79/34.0
Penalties/Yards Lost	99/759	104/807
Fumbles/Ball Lost	33/13	34/18
Touchdowns	45	36
Rushing	20	13
Passing	18	21
Returns	7	2
Avg. Time Of Possession	29:19	30:41

SCORE BY PERIODS	1ST	2ND	3RD	4TH	OT	TOT
Browns	82	102	112	86	9	391
Opponents	54	98	62	96	0	310

SCORING	RU	PA	ST	O/D	PAT	ZRU	ZPA	FG	SAP	TF
Bahr, Matt	0	0	0	0	30/30	0	0	20/26	0	90
Mack, Kevin	10	0	0	0	0/0	0	0	0/0	0	60
Brennan, Brian	0	6	0	1	0/0	0	0	0/0	0	42

PASSING	ATT	CMP	YDS	PCT	AV/AT	TD	TD%	INT	INT%	LG	TKLD	RATING
Kosar, Bernie	531	310	3,854	58.4	7.26	17	3.2	10	1.9	72t	39/274	83.8
Pagel, Mike	3	2	53	66.7	17.67	0	0.0	0	0.0	45	0/0	109.7
Fontenot, Herman	1	1	46	100.0	46.00	1	100.0	0	0.0	46t	0/0	158.3
Brennan, Brian	1	1	35	100.0	35.00	0	0.0	0	0.0	35	0/0	118.8
Gossett, Jeff	2	1	30	50.0	15.00	0	0.0	1	50.0	30	0/0	56.3
Browns	538	315	4,018	58.6	7.47	18	3.3	11	2.0	72t	39/274	84.6
Opponents	518	291	3,546	56.2	6.85	21	4.1	18	3.5	75t	35/259	76.5

Dickey, Curtis	6	0	0	0	0/0	0	0	0/0	0	36		
Moseley, Mark	0	0	0	0	13/14	0	0	0	0	67	0	31
Slaughter, W.	0	4	0	1	0/0	0	0	0	0	0	0	30
Byner, Earnest	2	2	0	0	0/0	0	0	0	0	0	0	24
Newsome, Ozzie	0	3	0	0	0/0	0	0	0	0	0	0	18
Holt, Harry	1	1	0	0	0/0	0	0	0	0	0	0	12
McNeil, Gerald	0	2	0	0	0/0	0	0	0	0	0	0	12
Fontenot, H.	1	1	0	0	0/0	0	0	0	0	0	0	12
Langhorne, R.	0	1	0	0	0/0	0	0	0	0	0	0	6
Minnifield, F.	0	0	1	0	0/0	0	0	0	0	0	0	6
Gross, Al	0	0	0	1	0/0	0	0	0	0	0	0	6
Wright, Felix	0	0	1	0	0/0	0	0	0	0	0	0	6
Browns	20	18	4	3	43/44	0	0	0	0	26/33	0	391
Opponents	13	21	2	0	34/36	0	0	0	0	20/29	0	310

SACKS: C. Hairston 9.0, R. Camp 7.0, S. Clancy 6.5, D. Puzuzoli 6.0, C. Banks 4.5, R. Ellis 1.0, C. Matthews 1.0
Browns: 35.0, Opponents: 38.0

RUSHING	NO	YDS	AVG	LG	TD
Mack, Kevin	174	665	3.8	20	10
Dickey, Curtis	135	523	3.9	47	6
Byner, Earnest	94	277	2.9	37	2
Fontenot, Herman	25	105	4.2	16	1
Kosar, Bernie	24	19	0.8	17	0
Everett, Major	12	43	3.6	8	0
Pagel, Mike	2	0	0.0	0	0
Holt, Harry	1	16	16.0	16t	1
McNeil, Gerald	1	12	12.0	12	0
Slaughter, Webster	1	1	1.0	1	0
Langhorne, Reggie	1	-11	-11.0	-11	0
Browns	470	1,650	3.5	47	20
Opponents	494	1,982	4.0	53	13

RECEIVING	NO	YDS	AVG	LG	TD
Brennan, Brian	55	838	15.2	57t	6
Fontenot, Herman	47	559	11.9	72t	1
Slaughter, Webster	40	577	14.4	47t	4
Langhorne, Reggie	39	678	17.4	66	1
Newsome, Ozzie	39	417	10.7	31	3
Byner, Earnest	37	328	8.9	40	2
Mack, Kevin	28	292	10.4	44	0
Dickey, Curtis	10	78	7.8	12	0
Weathers, Clarence	9	100	11.1	16	0
Holt, Harry	4	61	15.3	34	1
Greer, Terry	3	51	17.0	22	0
Tucker, Travis	2	29	14.5	16	0
McNeil, Gerald	1	9	9.0	9	0
Kosar, Bernie	1	1	1.0	1	0
Browns	315	4,018	12.8	72t	18
Opponents	291	3,546	12.2	75t	21

INTERCEPTIONS	NO	YDS	AVG	LG	TD
Dixon, Hanford	5	35	7.0	19	0
Wright, Felix	3	33	11.0	33	0
Minnifield, Frank	3	20	6.7	20	0
Rockins, Chris	2	41	20.5	24	0
Ellis, Ray	2	12	6.0	7	0
Matthews, Clay	2	12	6.0	8	0
Harper, Mark	1	31	31.0	31	0
Browns	18	184	10.2	33	0
Opponents	11	135	12.3	58t	1

PUNTING	NO	YDS	AVG	IN20	TB	LG	BLK
Gossett, Jeff	83	3,423	41.2	21	10	61	0
Browns	83	3,423	41.2	21	10	61	0
Opponents	79	3,033	38.4	13	8	57	1

PUNT RETURNS	NO	FC	YDS	AVG	LG	TD
McNeil, Gerald	40	10	348	8.7	84t	1
Slaughter, Webster	1	0	2	2.0	2	0
Browns	41	10	350	8.5	84t	1
Opponents	44	11	268	6.1	20	0

KICKOFF RETURNS	NO	YDS	AVG	LG	TD
McNeil, Gerald	47	997	21.2	100t	1
Fontenot, Herman	7	99	14.1	19	0
Langhorne, Reggie	4	57	14.3	20	0
Nicolas, Scott	3	28	9.3	13	0
Puzuzoli, Dave	1	32	32.0	32	0
Browns	62	1,213	19.6	100t	1
Opponents	78	1,476	18.9	91t	1

FIELD GOALS	1-19	20-29	30-39	40-49	50+	TOT
Bahr, Matt	4/4	7/9	7/8	1/2	1/3	20/26
Moseley, M.	1/1	2/2	3/3	0/1	0/0	6/7
Browns	5/5	9/11	10/11	1/3	1/3	26/33
Opponents	1/1	6/7	5/5	8/12	0/4	20/29

STAFF

PLAYERS

2017 SEASON

HISTORY

RECORDS

GAME DAY



1987 (10-5)

COACH: Marty Schottenheimer
DIVISION FINISH: 1st AFC Central
1987 USUAL STARTING LINEUPS

OFFENSE		DEFENSE	
WR 88 Reggie Langhorne	LDE 91 S. Clancy, 96 R. Camp		
LT 74 Paul Farren	NT 79 Bob Golic		
LG 70 Larry Williams	RDE 78 Carl Hairston		
C 61 Mike Baab	LOLB 50 Lucius Sanford		
RG 69 Dan Fike	LILB 51 Eddie Johnson		
RT 63 Cody Riesen	RILB 59 Mike Johnson		
TE 82 Ozzie Newsome	ROLB 57 Clay Matthews		
QB 19 Bernie Kosar	LCB 31 Frank Minnifield		
WR 84 Webster Slaughter	RCB 29 Hanford Dixon		
RB 44 Earnest Byner	SS 24 Ray Ellis		
FB 34 Kevin Mack	FS 22 F. Wright, 27 A. Gross		

RADIO ANNOUNCERS:
 Nev Chandler, Doug Dieken, Jim Mueller (WWWE 1100 AM, WDOK 102 FM)

DATE	RESULT	OPPONENT	ATT
9/13	L, 21-28	at New Orleans Saints	59,900
9/20	W, 34-10	Pittsburgh Steelers	78,543
10/4	W, 20-10	at New England Patriots	14,830
10/11	L, 10-15	Houston Oilers	38,927
10/18	W, 34-0	at Cincinnati Bengals	40,179
10/26	W, 30-17	Los Angeles Rams	76,933
11/1	L, 24-27 (OT)	at San Diego Chargers	55,381
11/8	W, 38-3	Atlanta Falcons	71,135
11/15	W, 27-21	Buffalo Bills	78,409
11/22	W, 40-7	at Houston Oilers	51,161
11/29	L, 24-38	at San Francisco 49ers	60,248
12/6	L, 7-9	Indianapolis Colts	70,661
12/13	W, 38-24	Cincinnati Bengals	77,331
12/20	W, 24-17	at Los Angeles Raiders	40,275
12/26	W, 19-13	at Pittsburgh Steelers	56,394
1/9	W, 38-21	AFC PLAYOFFS Indianapolis Colts	78,586
1/17	L, 33-38	AFC CHAMPIONSHIP at Denver Broncos	75,993

TEAM STATISTICS	BROWNS	OPPONENT
Total First Downs	310	251
Rushing	110	86
Passing	174	124
Penalty	29	31
3rd Down: Made/Att	86/204	72/204
3rd Down Pct.	42.2%	35.3%
4th Down: Made/Att	5/11	6/14
4th Down Pct.	45.5%	42.9%
Total Net Yards	5,200	4,269
Avg. Per Game	346.7	284.6
Total Plays	985	902
Avg. Per Play	5.3	4.7
Net Yards Rushing	1,745	1,433
Avg. Per Game	116.3	95.5
Total Rushes	474	401
Net Yards Passing	3,455	2,836
Avg. Per Game	230.3	199.1
Sacked/Yards Lost	29/170	34/257
Gross Yards	3,625	3,093
Attempts/Completions	482/291	467/246
Completion Pct.	60.4%	52.7%
Had Intercepted	12	23
Punts/Avg.	57/37.1	79/38.4
Net Punting Avg.	57/35.4	79/32.3
Penalties/Yards Lost	100/856	120/1,013
Fumbles/Ball Lost	33/17	25/13
Touchdowns	47	26
Rushing	16	7
Passing	27	15
Returns	4	4
Avg. Time Of Possession	31:43	28:17

SCORE BY PERIODS	1ST	2ND	3RD	4TH	OT	TOT
Browns	49	160	106	75	0	390
Opponents	41	56	54	85	3	239

SCORING	RU	PA	ST	DF	PAT	ZRU	ZPA	FG	SAF	TP
Jaeger, Jeff	0	0	0	0	33/34	0	0	14/22	0	75
Byner, Earnest	8	2	0	0	0/0	0	0	0/0	0	60
Slaughter, W.	0	7	0	0	0/0	0	0	0/0	0	42
Brennan, Brian	0	6	0	0	0/0	0	0	0/0	0	36
Mack, Kevin	5	1	0	0	0/0	0	0	0/0	0	36
Bahr, Matt	0	0	0	0	9/10	0	0	4/5	0	21
Tennell, Derek	0	3	0	0	0/0	0	0	0/0	0	18
Mason, Larry	2	1	0	0	0/0	0	0	0/0	0	18
Kemp, Perry	0	2	0	0	0/0	0	0	0/0	0	12
McNeil, Gerald	0	2	0	0	0/0	0	0	0/0	0	12
Weathers, Cl.	0	2	0	0	0/0	0	0	0/0	0	12
Franco, Brian	0	0	0	0	2/2	0	0	3/4	0	11
Kosar, Bernie	1	0	0	0	0/0	0	0	0/0	0	6
Wright, Felix	0	0	0	1	0/0	0	0	0/0	0	6
Ellis, Ray	0	0	0	1	0/0	0	0	0/0	0	6

PASSING	ATT	CMP	YDS	PCT	AV/AT	TD	TD%	INT	INT%	LG	TKLD	RATING
Kosar, Bernie	389	241	3,033	62.0	7.80	22	5.7	9	2.3%	54t	22/129	95.4
Christensen, Jeff	58	24	297	41.4	5.12	1	1.7	3	5.2	34	5/37	42.1
Danielson, Gary	33	25	281	75.8	8.52	4	12.1	0	0.0	23	2/4	140.3
Fontenot, Herman	1	1	14	100.0	14.00	0	0.0	0	0.0	14	0/0	118.8
Jaeger, Jeff	1	0	0	0.0	0.00	0	0.0	0	0.0	0	0/0	39.6
Browns	482	291	3,625	60.4	7.52	27	5.6	12	2.5	84t	29/170	92.0
Opponents	467	246	3,093	52.7	6.62	15	3.2	23	4.9	53t	34/257	68.0

Matthews, C.	0	0	0	1	0/0	0	0	0/0	0	6
Langhorne, R.	0	1	0	0	0/0	0	0	0/0	0	6
Grayson, David	0	0	0	1	0/0	0	0	0/0	0	6
Kelley, Chris	0	0	0	0	1/1	0	0	0/0	0	1
Browns	16	27	0	4	45/47	0	0	21/31	0	390
Opponents	7	15	4	0	26/26	0	0	17/25	3	239

SACKS: C. Hairston 8.0, D. Puzoselli 5.5, A. Baker 3.5, T. Crawford 3.0, C. Matthews 2.5, S. Clancy 2.0, M. Johnson 2.0, M. Harper 1.0, E. Johnson 1.0, M. Rusinek 1.0
Browns: 34.0, Opponents 28.0

RUSHING	NO	YDS	AVG	LG	TD
Mack, Kevin	201	735	3.7	22t	5
Byner, Earnest	105	432	4.1	21	8
Mason, Larry	56	207	3.7	22	2
Everett, Major	34	95	2.8	16	0
Fontenot, Herman	23	116	5.0	36	0
Kosar, Bernie	15	22	1.5	7	1
Christensen, Jeff	11	41	3.7	15	0
Driver, Stacey	9	31	3.4	16	0
McNeil, Gerald	1	17	17.0	17	0
Verser, David	1	9	9.0	9	0
Davis, Johnny	1	7.0	7.0	7	0
Katolin, Mike	1	0	0.0	0	0
Danielson, Gary	1	0	0.0	0	0
Browns	474	1,745	3.7	35	16
Opponents	401	1,433	3.6	27t	7

RECEIVING	NO	YDS	AVG	LG	TD
Byner, Earnest	52	552	10.6	37	2
Slaughter, Webster	47	806	17.1	54t	7
Brennan, Brian	43	607	14.1	53t	6
Newsome, Ozzie	34	375	11.0	25	0
Mack, Kevin	32	223	7.0	17	1
Langhorne, Reggie	20	288	14.4	25	1
Kemp, Perry	12	224	18.7	34	2
Weathers, Clarence	11	153	13.9	37t	2
Tennell, Derek	9	102	11.3	24	3
McNeil, Gerald	8	120	15.0	39t	2
Everett, Major	8	41	5.1	10	0
Mason, Larry	5	26	5.2	15	1
Fontenot, Herman	4	40	10.0	25	0
Watson, Remi	2	22	11.0	13	0
Pierce, Steve	2	21	10.5	13	0
Tinsley, Keith	1	17	17.0	17	0
Manoa, Tim	1	8	8.0	8	0
Browns	291	3,625	12.5	54t	27
Opponents	246	3,093	12.6	83t	15

INTERCEPTIONS	NO	YDS	AVG	LG	TD
Wright, Felix	4	152	38.0	68	1
Minnifield, Frank	4	24	6.0	27	0
Matthews, Clay	3	62	20.7	36	1
Dixon, Hanford	3	5	1.7	6	0
Rockins, Chris	2	25	12.5	15	0
Harper, Mark	2	16	8.0	16	0
Horn, Alvin	1	28	28.0	28	0
Johnson, Eddie	1	11.0	11.0	11	0
Johnson, Mike	1	3	3.0	3	0
Wilson, Troy	1	0	0.0	0	0
Robinson, DeJuan	1	0	0.0	0	0
Hairston, Carl	0	0	0.0	0	0
Browns	23	366	15.9	68	2
Opponents	12	173	14.4	48	1

PUNTING	NO	YDS	AVG	IN20	TB	LG	BLK
Gossett, Jeff	19	779	41.0	3	4	55	0
Winslow, George	18	616	34.2	5	2	45	0
Walters, Dale	11	400	36.4	2	1	56	0
Johnson, Lee	9	317	35.2	3	1	66	0
Browns	57	2,112	37.1	13	8	66	0
Opponents	79	3,035	38.4	13	8	57	0

PUNT RETURNS	NO	FC	YDS	AVG	LG	TD
McNeil, Gerald	34	9	386	11.4	40	0
Wilson, Troy	10	3	101	10.1	17	0
Browns	44	12	487	11.1	40	0
Opponents	16	10	93	5.8	21	0

KICKOFF RETURNS	NO	YDS	AVG	LG	TD
Young, Glen	18	412	22.9	44	0
McNeil, Gerald	11	205	18.6	33	0
Fontenot, Herman	9	130	14.4	24	0
Tinsley, Keith	2	26	13.0	13	0
Manoa, Tim	2	7.0	3.5	13	0
Beaufort, Clayton	1	22	22.0	22	0
Driver, Stacey	1	16	16.0	16	0
Langhorne, Reggie	1	8	8.0	8	0
Grayson, David	1	6	6.0	6	0
Byner, Earnest	1	2	2.0	2	0
Mason, Larry	1	0	0.0	0	0
Browns	48	841	17.5	44	0
Opponents	72	1,343	18.7	39	0

FIELD GOALS	1-19	20-29	30-39	40-49	50+	TOT.
Jaeger, Jeff	0/0	6/6	3/6	5/9	0/1	14/22
Bahr, Matt	0/0	2/2	2/3	0/0	0/0	4/5
Franco, Brian	0/0	3/3	0/1	0/0	0/0	3/4
Browns	0/0	11/11	5/10	5/9	0/1	21/31
Opponents	0/0	7/8	7/10	3/6	0/1	17/25

START

PLAYERS

2017 SEASON

HISTORY

RECORDS

GAME DAY



1988 (10-6)

COACH: Marty Schottenheimer
DIVISION FINISH: 2nd AFC Central

1988 USUAL STARTING LINEUPS

OFFENSE		DEFENSE	
WR 84	Webster Slaughter	LDE 91	Sam Clancy
85	Clarence Weathers	NT 79	Bob Golic
LT 74	Paul Farren	RDE 78	Carl Hairston
LG 70	Larry Williams	LOLB 56	David Grayson
C 73	Gregg Rokoczky	LILB 59	Mike Johnson
RG 69	Dan Fike	RILB 54	Mike Junkin
RT 63	Cody Risien	51	Eddie Johnson
TE 82	Ozzie Newsome	ROLB 57	Clay Matthews
WR 88	Reggie Langhorne	LCB 31	Frank Minnifield
QB 19	B. Kosar, 10 M. Pagel	RCB 29	Hanford Dixon
12	Don Strock	SS 48	Brian Washington
FB 34	K. Mack, 42 T. Manoa	FS 22	Felix Wright
RB 44	Earnest Byner		

RADIO ANNOUNCERS:
 Nev Chandler, Doug Dieken, Jim Mueller (WWWV 1100 AM, WDKO 102 FM)

DATE	RESULT	OPPONENT	ATT
9/4	W, 6-3	at Kansas City Chiefs	55,654
9/11	L, 3-23	New York Jets	74,434
9/19	W, 23-17	Indianapolis Colts	75,748
9/25	L, 17-24	at Cincinnati Bengals	54,943
10/2	W, 23-9	at Pittsburgh Steelers	56,410
10/9	L, 10-16	Seattle Seahawks	78,605
10/16	W, 19-3	Philadelphia Eagles	78,787
10/23	W, 29-21	at Phoenix Cardinals	61,261
10/30	W, 23-16	Cincinnati Bengals	79,147
11/7	L, 17-24	at Houston Oilers	51,467
11/13	L, 7-30	at Denver Broncos	75,806
11/20	W, 27-7	Pittsburgh Steelers	77,131
11/27	W, 17-13	at Washington Redskins	51,604
12/4	W, 24-21	Dallas Cowboys	77,683
12/12	L, 31-38	at Miami Dolphins	61,884
12/18	W, 28-23	Houston Oilers	74,610

AFC WILD CARD

12/24	L, 23-24	Houston Oilers	74,977
-------	----------	----------------	--------

TEAM STATISTICS	BROWNS	OPPONENT
Total First Downs	294	301
Rushing	93	114
Passing	177	162
Penalty	24	25
3rd Down: Made/Att	92/213	67/197
3rd Down Pct.	43.2%	34.0%
4th Down: Made/Att	4/15	8/17
4th Down Pct.	26.7%	47.1%
Total Net Yards	5,011	4,767
Avg. Per Game	313.2	297.9
Total Plays	1,013	1,009
Avg. Per Play	4.9	4.7
Net Yards Rushing	1,575	1,920
Avg. Per Game	98.4	120.0
Total Rushes	440	498
Net Yards Passing	3,436	2,847
Avg. Per Game	214.8	177.9
Sacked/Yards Lost	36/250	37/255
Gross Yards	3,686	3,102
Attempts/Completions	537/313	474/245
Completion Pct.	58.3%	51.7%
Had Intercepted	17	20
Punts/Avg.	67/38.5	69/39.4
Net Punting Avg.	67/33.9	69/34.7
Penalties/Yards Lost	110/875	100/789
Fumbles/Ball Lost	32/16	23/11
Touchdowns	33	30
Rushing	10	13
Passing	19	13
Returns	4	4
Avg. Time Of Possession	30:49	29:11

SCORE BY PERIODS	1ST	2ND	3RD	4TH	OT	TOT
Browns	46	81	63	114	0	304
Opponents	46	137	44	61	0	288

SCORING	RU	PA	ST	DF	PAT	2RU	2PA	FG	SAP	TF
Bahr, Matt	0	0	0	0	32/33	0	0	24/29	0	104
Langhorne, R.	1	7	0	0	0/0	0	0	0/0	0	48
Byner, Earnest	3	2	0	0	0/0	0	0	0/0	0	30
Slaughter, W.	0	3	0	0	0/0	0	0	0/0	0	18
Mack, Kevin	3	0	0	0	0/0	0	0	0/0	0	18
Fontenot, H.	0	1	0	0	0/0	0	0	0/0	0	12

PASSING	ATT	CMP	YDS	PCT	AVI/AT
Kosar, Bernie	259	156	1,890	60.2	7.30
Pagel, Mike	134	71	736	53.0	5.49
Strock, Don	91	55	736	60.4	8.09
Danielson, Gary	52	31	324	59.6	6.23
Fontenot, Herman	1	0	0	0.0	0.00
Browns	537	313	3,686	58.3	6.86
Opponents	474	245	3,102	51.7	6.54

Newsome, O.	0	2	0	0	0/0	0	0	0/0	0	12
Manoa, Tim	2	0	0	0	0/0	0	0	0/0	0	12
Bolden, Rickey	0	1	0	0	0/0	0	0	0/0	0	6
Kosar, Bernie	1	0	0	0	0/0	0	0	0/0	0	6
Minnifield, F.	0	0	1	0	0/0	0	0	0/0	0	6
Washington, B.	0	0	0	1	0/0	0	0	0/0	0	6
Tennell, Derek	0	1	0	0	0/0	0	0	0/0	0	6
Weathers, C.	0	1	0	0	0/0	0	0	0/0	0	6
Brennan, Brian	0	1	0	0	0/0	0	0	0/0	0	6
Perry, M. D.	0	0	0	1	0/0	0	0	0/0	0	6
Buchanan, C.	0	0	0	0	0/0	0	0	0/0	1	2
Browns	10	19	2	2	32/33	0	0	24/29	1	304
Opponents	13	13	4	0	30/30	0	0	26/34	0	288

SACKS: C. Matthews 6.0, M. Perry 6.0, C. Buchanan 5.0, D. Grayson 5.0, S. Clancy 4.5, C. Hairston 3.0, E. Johnson 3.0, M. Jones 1.0, M. Harper 1.0, B. Washington 0.5
Browns: 35.0, Opponents: 36.0

RUSHING	NO	YDS	AVG	LG	TD
Byner, Earnest	157	576	3.7	27	3
Mack, Kevin	123	485	3.9	65	3
Manoa, Tim	99	389	3.9	34	2
Fontenot, Herman	28	87	3.1	17	0
Kosar, Bernie	12	-1	-0.1	13	1
Strock, Don	6	-2	-0.3	5	0
Danielson, Gary	4	3	0.8	5	0
Pagel, Mike	4	1	0.3	5	0
Baker, Tony	3	19	6.3	13	0
Langhorne, Reggie	2	26	13.0	20	1
Runager, Max	1	0	0.0	0	0
Bahr, Matt	1	-8	-8.0	-8	0
Browns	440	1,575	3.6	65	10
Opponents	498	1,920	3.9	41	13

RECEIVING	NO	YDS	AVG	LG	TD
Byner, Earnest	59	576	9.8	39	2
Langhorne, Reggie	57	780	13.7	77	7
Brennan, Brian	46	579	12.6	33	1
Newsome, Ozzie	35	343	9.8	28	2
Slaughter, Webster	30	462	15.4	41	3
Weathers, Clarence	29	436	15.0	49	1
Fontenot, Herman	19	170	8.9	15	1
Mack, Kevin	11	87	7.9	25	0
Manoa, Tim	10	54	5.4	9	0
Tennell, Derek	9	88	9.8	26	1
McNeil, Gerald	5	74	14.8	23	0
Young, Glen	2	34	17.0	25	0
Bolden, Rickey	1	3	3.0	3	1
Browns	313	3,686	11.8	77	19
Opponents	245	3,102	12.7	54	13

INTERCEPTIONS	NO	YDS	AVG	LG	TD
Wright, Felix	5	126	25.2	53	0
Minnifield, Frank	4	16	4.0	13	0
Washington, Brian	3	104	34.7	75	1
Johnson, Mike	2	36	18.0	31	0
Dixon, Hanford	2	24	12.0	24	0
Harper, Mark	2	13	6.5	8	0
Johnson, Eddie	2	0	0.0	0	0
Browns	20	319	15.9	75	1
Opponents	17	190	11.2	36	2

PUNTING	NO	YDS	AVG	IN20	TB	LG	BLK
Runager, Max	48	1,935	40.3	13	2	52	0
Johnson, Lee	17	643	37.8	6	1	61	0
Team, Stat	2	0	0.0	0	0	0	2
Browns	67	2,578	38.5	19	3	61	2
Opponents	69	2,722	39.4	17	8	62	2

PUNT RETURNS	NO	FC	YDS	AVG	LG	TD
McNeil, Gerald	38	6	315	8.3	32	0
Weathers, C.	2	0	10	5.0	9	0
Browns	40	6	325	8.1	32	0
Opponents	32	11	304	9.5	73	1

KICKOFF RETURNS	NO	YDS	AVG	LG	TD
Young, Glen	29	635	21.9	34	0
Fontenot, Herman	21	435	20.7	84	0
McNeil, Gerald	2	38	19.0	22	0
Braggs, Stephen	1	27	27.0	27	0
Perry, Michael Dean	1	13	13.0	13	0
Tennell, Derek	1	11	11.0	11	0
Browns	55	1,159	21.1	84	0
Opponents	58	973	16.8	29	0

FIELD GOALS	1-19	20-29	30-39	40-49	50+	TOT
Bahr, Matt	1/1	10/12	8/10	5/6	0/0	24/29
Browns	1/1	10/12	8/10	5/6	0/0	24/29
Opponents	2/2	7/7	12/15	5/7	0/3	26/34

	TD	TD%	INT	INT%	LG	TKLD	RATING
Browns	10	3.9	7	2.7	77	25/172	84.3
Opponents	3	2.2	4	2.0	78	1/9	64.1
Browns	6	6.6	5	5.5	41	4/26	85.2
Opponents	0	0.0	1	1.9	26	6/43	69.7
Browns	0	0.0	0	0.0	0	0/0	39.6
Opponents	19	3.5	17	3.2	77	36/250	77.9
Browns	13	2.7	20	4.2	54	37/255	64.0



1989 (9-6-1)

COACH: Bud Carson

DIVISION FINISH: 1st AFC Central

1989 USUAL STARTING LINEUPS

OFFENSE		DEFENSE	
WR 84 Webster Slaughter	LDE 60 Al Baker	LDE 60 Al Baker	
LT 74 Paul Farren	LDT 78 Carl Hairston	LDT 78 Carl Hairston	
LG 68 Ted Banker	RDT 92 Michael Dean Perry	RDT 92 Michael Dean Perry	
C 73 Gregg Rakoczy	RDE 97 Robert Banks	RDE 97 Robert Banks	
RG 69 D. Fike, 66 T. Jones	LOLB 57 Clay Matthews	LOLB 57 Clay Matthews	
RT 63 Cody Risien	MLB 59 Mike Johnson	MLB 59 Mike Johnson	
TE 82 Ozzie Newsome	ROLB 56 D. Grayson, 50 V. Waiters	ROLB 56 D. Grayson, 50 V. Waiters	
WR 88 Reggie Langhorne	LCB 31 Frank Minnifield	LCB 31 Frank Minnifield	
QB 19 Bernie Kosar	RCB 29 Hanford Dixon	RCB 29 Hanford Dixon	
FB 42 Tim Manoa	SS 22 Felix Wright	SS 22 Felix Wright	
RB 21 Eric Metcalf	FS 30 Thane Gash	FS 30 Thane Gash	

RADIO ANNOUNCERS:

Nev Chandler, Doug Dieken, Jim Mueller (WWWE 1100 AM, WDOK 102 FM)

DATE	RESULT	OPPONENT	ATT
9/10	W, 51-0	at Pittsburgh Steelers	57,928
9/17	W, 38-24	New York Jets	73,516
9/25	L, 14-21	at Cincinnati Bengals	55,996
10/1	W, 16-13	Denver Broncos	78,637
10/8	Ozzie Newsome	at Miami Dolphins	58,444
10/15	L, 7-17	Pittsburgh Steelers	78,840
10/23	W, 27-7	Chicago Bears	78,722
10/29	W, 28-17	Houston Oilers	78,765
11/5	W, 42-31	at Tampa Bay Buccaneers	69,162
11/12	W, 17-7	at Seattle Seahawks	58,978
11/19	T, 10-10 (OT)	Kansas City Chiefs	77,922
11/23	L, 10-13	at Detroit Lions	65,624
12/3	L, 0-21	Cincinnati Bengals	76,236
12/10	L, 17-23 (OT)	at Indianapolis Colts	58,550
12/17	W, 23-17 (OT)	Minnesota Vikings	70,777
12/23	W, 24-20	at Houston Oilers	58,852
1/6	W, 34-30	Buffalo Bills	77,706
1/14	L, 21-37	at Denver Broncos	76,046

TEAM STATISTICS		BROWNS	OPPONENT
Total First Downs		285	276
Rushing		101	93
Passing		161	161
Penalty		23	22
3rd Down: Made/Att		82/213	82/230
3rd Down Pct.		38.5%	35.7%
4th Down: Made/Att		1/9	10/16
4th Down Pct.		11.1%	62.5%
Total Net Yards		5,042	4,831
Avg. Per Game		315.1	301.9
Total Plays		1,011	1,031
Avg. Per Play		5.0	4.7
Net Yards Rushing		1,609	1,670
Avg. Per Game		100.6	104.4
Total Rushes		448	446
Net Yards Passing		3,433	3,161
Avg. Per Game		214.6	197.6
Sacked/Yards Lost		34/192	45/359
Gross Yards		3,625	3,520
Attempts/Completions		529/309	540/269
Completion Pct.		58.4%	49.8%
Had Intercepted		15	27
Punts/Avg.		97/39.4	94/40.4
Net Punting Avg.		97/35.0	94/35.1
Penalties/Yards Lost		128/973	122/985
Fumbles/Ball Lost		23/15	32/11
Touchdowns		41	30
Rushing		14	8
Passing		20	20
Returns		7	2
Avg. Time Of Possession		30:26	29:34

SCORE BY PERIODS	1ST	2ND	3RD	4TH	OT	TOT
Browns	48	112	104	64	6	334
Opponents	34	67	82	62	9	254

SCORING	RU	PA	ST	DF	PAT	ZRU	ZPA	FG	SAF	TP	
Bahr, Matt	0	0	0	0	40/40	0	0	0	16/24	0	88
Metcalf, Eric	6	4	0	0	0/0	0	0	0	0/0	0	60
Slaughter, W.	0	6	0	0	0/0	0	0	0	0/0	0	36
Manoa, Tim	3	2	0	0	0/0	0	0	0	0/0	0	30
Tillman, L.	0	2	1	0	0/0	0	0	0	0/0	0	18
Langhorne, R.	0	2	0	0	0/0	0	0	0	0/0	0	12
Grayson, David	0	0	0	2	0/0	0	0	0	0/0	0	12
Gash, Thane	0	0	0	2	0/0	0	0	0	0/0	0	12

PASSING	ATT	CMP	YDS	PCT	AVI/AT	TD	TD%	INT	INT%	LG	TKLD	RATING
Kosar, Bernie	513	303	3,533	59.1	6.89	18	3.5	14	2.7	97t	34/192	80.3
Pagel, Mike	14	5	60	35.7	4.29	1	7.1	1	7.1	18	0/0	43.8
Metcalf, Eric	2	1	32	50.0	16.00	1	50.0	0	0.0	32t	0/0	135.4
Browns	529	309	3,625	58.4	6.85	20	3.8	15	2.8	97t	34/192	80.1
Opponents	540	269	3,520	49.8	6.52	20	3.7	27	5.0	68	45/359	62.3

Kosar, Bernie	1	0	0	0	0/0	0	0	0	0/0	0	0	6
Wright, Felix	0	0	0	1	0/0	0	0	0	0/0	0	0	6
Jones, Keith	1	0	0	0	0/0	0	0	0	0/0	0	0	6
Oliphant, Mike	1	0	0	0	0/0	0	0	0	0/0	0	0	6
Mack, Kevin	1	0	0	0	0/0	0	0	0	0/0	0	0	6
Waiters, Van	0	1	0	0	0/0	0	0	0	0/0	0	0	6
Matthews, C.	0	0	0	1	0/0	0	0	0	0/0	0	0	6
Tennell, Derek	0	1	0	0	0/0	0	0	0	0/0	0	0	6
Newsome, O.	0	1	0	0	0/0	0	0	0	0/0	0	0	6
Middletton, Ron	0	1	0	0	0/0	0	0	0	0/0	0	0	6
Redden, Barry	1	0	0	0	0/0	0	0	0	0/0	0	0	6
Browns	14	20	1	6	40/40	0	0	0	16/24	0	334	0
Opponents	8	20	2	0	29/29	0	0	0	15/28	0	254	0

SACKS: A. Baker 7.5, M. Perry 7.0, C. Hairston 6.5, R. Banks 4.0, A. Blaylock 4.0, C. Matthews 4.0, A. Stewart 3.0, T. Gash 2.0, T. Gibson 2.0, D. Grayson 1.0, M. Harper 1.0, M. Johnson 1.0, C. Charlton 1.0, C. Pike 1.0 **Browns: 45.0, Opponents: 34.0**

RUSHING	NO	YDS	AVG	LG	TD
Metcalf, Eric	187	633	3.4	43t	6
Manoa, Tim	87	289	3.3	22	3
Jones, Keith	43	160	3.7	15	1
Redden, Barry	40	180	4.5	38t	1
Mack, Kevin	37	130	3.5	12	1
Kosar, Bernie	30	70	2.3	23	1
Oliphant, Mike	15	97	6.5	21t	1
Langhorne, Reggie	5	19	3.8	18	0
McNeil, Gerald	2	32	16.0	18	0
Pagel, Mike	2	-1	-0.5	4	0
Browns	448	1,609	3.6	43t	14
Opponents	446	1,670	3.7	39t	8

RECEIVING	NO	YDS	AVG	LG	TD
Slaughter, Webster	65	1,236	19.0	97t	6
Langhorne, Reggie	60	749	12.5	62t	2
Metcalf, Eric	54	397	7.4	68t	4
Newsome, Ozzie	29	329	11.2	31	1
Brennan, Brian	28	284	10.3	38	0
Manoa, Tim	27	241	8.9	32	2
Jones, Keith	15	226	8.4	36	0
McNeil, Gerald	10	114	11.4	32	0
Tillman, Lawver	6	70	11.7	19	2
Redden, Barry	6	34	5.7	8	0
Oliphant, Mike	3	22	7.3	9	0
Mack, Kevin	2	7	3.5	4	0
Waiters, Van	1	14	14.0	14t	1
Middletton, Ron	1	5	5.0	5t	1
Tennell, Derek	1	4	4.0	4t	1
Kosar, Bernie	1	-7	-7.0	0	0
Browns	309	3,625	11.7	97t	20
Opponents	269	3,520	13.1	68	20

INTERCEPTIONS	NO	YDS	AVG	LG	TD
Wright, Felix	9*	91	10.1	27t	1
Gash, Thane	3	65	21.7	36t	2
Johnson, Mike	3	43	14.3	23	0
Minnifield, Frank	3	29	9.7	25	0
Harper, Mark	3	8	2.7	8	0
Grayson, David	2	25	12.5	14t	1
Matthews, Clay	1	25	25.0	25	0
Kramer, Kyle	1	12	12.0	12	0
Dixon, Hanford	1	2	2.0	2	0
Lyons, Robert	1	0	0.0	0	0
Browns	27	300	11.1	36t	4
Opponents	15	306	20.4	77	1

PUNTING	NO	YDS	AVG	IN20	TB	LG	BLK
Wagner, Bryan	97	3,817	39.4	32	6	60	0
Browns	97	3,817	39.4	32	6	60	0
Opponents	94	3,797	40.4	20	8	57	1

PUNT RETURNS	NO	FC	YDS	AVG	LG	TD
McNeil, Gerald	49	15	496	10.1	49	0
Browns	49	15	496	10.1	49	0
Opponents	49	13	418	8.5	27	0

KICKOFF RETURNS	NO	YDS	AVG	LG	TD
Metcalf, Eric	31	718	23.2	49	0
Oliphant, Mike	5	69	13.8	28	0
McNeil, Gerald	4	61	15.3	21	0
Jones, Keith	4	42	10.5	25	0
Briggs, Stephen	2	20	10.0	18	0
Redden, Barry	2	2	1.0	2	0
Joines, Vernon	1	12	12.0	12	0
Johnson, Eddie	1	8	8.0	8	0
Browns	50	932	18.6	49	0
Opponents	58	1,175	20.3	73	0

FIELD GOALS	1-19	20-29	30-39	40-49	50+	TOT
Bahr, Matt	0/0	5/5	6/8	4/9	1/2	16/24
Browns	0/0	5/5	6/8	4/9	1/2	16/24
Opponents	0/0	3/3	7/9	4/14	1/2	15/28

* Led NFL



STAFF
PLAYERS
2017 SEASON
HISTORY
RECORDS
GAME DAY

1990 (3-13)

COACH: Bud Carson (first 9 games)/Jim Shofner (final 7 games)
 DIVISION FINISH: 4th AFC Central

1990 USUAL STARTING LINEUPS

OFFENSE		DEFENSE	
WR 84	Webster Slaughter	LDE 60	A. Baker, 90 R. Burnett
LT 74	Paul Farren	LDT 75	C. Pike, 71 T. Gibson
LG 65	Ralph Tamrn	RDT 92	Michael Dean Perry
C 61	Mike Baab	RDE 97	R. Banks, 98 A. Pleasant
RG 73	Gregg Rakoczzy	LOLB 57	Clay Matthews
RT 66	Tony Jones	MLB 59	Mike Johnson
TE 82	Ozzie Newsome	ROLB 50	Van Waiters
WR 88	Reggie Langhorne	56	David Grayson
86	Brian Brennan	LCB 24	Anthony Blaylock
QB 19	B. Kosar, 10 M. Pagel	31	Frank Minnifield
FB 34	K. Mack, 33 L. Hoard	RCB 26	Raymond Clayborn
RB 21	Eric Metcalf	SS 22	Felix Wright
		FS 30	Thane Gash

RADIO ANNOUNCERS:
 Nev Chandler, Doug Dieken, Jim Mueller (WHK 1420 AM, WVMs 100.7 FM)

DATE	RESULT	OPPONENT	ATT
9/9	W, 13-3	Pittsburgh Steelers	78,298
9/16	L, 21-24	at New York Jets	67,354
9/23	L, 14-24	San Diego Chargers	77,429
9/30	L, 0-34	at Kansas City Chiefs	75,462
10/8	W, 30-29	at Denver Broncos	74,814
10/14	L, 20-25	at New Orleans Saints	68,608
10/22	L, 13-34	Cincinnati Bengals	78,567
10/28	L, 17-20	at San Francisco 49ers	63,672
11/4	L, 0-42	Buffalo Bills	78,331
11/18	L, 23-35	Houston Oilers	76,726
11/25	L, 13-30	Miami Dolphins	70,225
12/2	L, 23-38	Los Angeles Rams	61,981
12/9	L, 14-58	at Houston Oilers	54,469
12/16	W, 13-10	Atlanta Falcons	46,536
12/23	L, 0-35	at Pittsburgh Steelers	51,665
12/30	L, 14-21	at Cincinnati Bengals	60,041

TEAM STATISTICS	BROWNS	OPPONENT
Total First Downs	259	314
Rushing	74	117
Passing	167	169
Penalty	18	28
3rd Down: Made/Att	81/207	104/211
3rd Down Pct.	39.1%	49.3%
4th Down: Made/Att	7/19	2/3
4th Down Pct.	36.8%	66.7%
Total Net Yards	4,367	5,190
Avg. Per Game	272.9	324.4
Total Plays	960	987
Avg. Per Play	4.5	5.3
Net Yards Rushing	1,220	2,105
Avg. Per Game	76.3	131.6
Total Rushes	345	511
Net Yards Passing	3,147	3,085
Avg. Per Game	196.7	192.8
Sacked/Yards Lost	42/260	32/211
Gross Yards	3,407	3,296
Attempts/Completions	573/301	444/253
Completion Pct.	52.5%	57.0%
Had Intercepted	23	13
Punts/Avg.	78/36.9	68/38.1
Net Punting Avg.	78/31.5	68/35.0
Penalties/Yards Lost	122/922	95/684
Fumbles/Ball Lost	37/23	24/9
Touchdowns	27	59
Rushing	10	21
Passing	13	32
Returns	4	6
Avg. Time Of Possession	27:11	32:49

SCORE BY PERIODS	1ST	2ND	3RD	4TH	OT	TOT
Browns	32	57	71	68	0	— 228
Opponents	107	182	61	112	0	— 462

SCORING	RU	PA	ST	DF	PAT	ZRU	ZPA	FG	SAF	TP
Kauric, Jerry	0	0	0	0	24/27	0	0	14/20	0	66
Mack, Kevin	5	2	0	0	0/0	0	0	0/0	0	42
Slaughter, W.	0	4	0	0	0/0	0	0	0/0	0	24
Metcalf, Eric	1	1	2	0	0/0	0	0	0/0	0	24
Hoard, Leroy	3	0	0	0	0/0	0	0	0/0	0	18

PASSING	ATT	CMP	YDS	PCT	AV/AT	TD	TD%	INT	INT%	LG	TKLD	RATNG
Kosar, Bernie	423	230	2,562	54.4	6.06	10	2.4	15	3.5	50	37/220	65.7
Pagel, Mike	148	69	819	46.6	5.53	3	2.0	8	5.4	32	5/40	48.2
Francis, Jeff	2	2	26	100.0	13.00	0	0.0	0	0.0	17	0/0	118.8
Browns	573	301	3,407	52.5	5.95	13	2.3	23	4.0	50	42/260	61.5
Opponents	444	253	3,296	57.0	7.42	32	7.2	13	2.9	59	32/211	92.3

Langhorne, R.	0	2	0	0	0/0	0	0	0/0	0	12
Brennan, Brian	0	2	0	0	0/0	0	0	0/0	0	12
Newsome, Ozzie	0	2	0	0	0/0	0	0	0/0	0	12
Johnson, O	0	0	0	1	0/0	0	0	0/0	0	6
Gainer, Derrick	1	0	0	0	0/0	0	0	0/0	0	6
Blaylock, A.	0	0	0	1	0/0	0	0	0/0	0	6
Browns	10	13	2	2	24/27	0	0	14/20	0	228
Opponents	21	32	0	6	56/59	0	0	16/27	2	462

SACKS: M.Perry 11.5, A.Pleasant 3.5, C.Matthews 3.5, A.Baker 3.0, S.Braggs 2.5, M.Johnson 2.0, R.Burnett 2.0, T.Gibson 1.0, D.Grayson 1.0, A.Blalock 1.0, B.Buczkowski 0.5, V.Walters 0.5 **Browns: 32.0, Opponents: 42.0**

RUSHING	NO	YDS	AVG	LG	TD
Mack, Kevin	158	702	4.4	26	5
Metcalf, Eric	80	248	3.1	17	1
Hoard, Leroy	58	149	2.6	42	3
Gainer, Derrick	30	81	2.7	9	1
Kosar, Bernie	10	13	1.3	5	0
Slaughter, Webster	5	29	5.8	17	0
Pagel, Mike	3	-1	-0.3	0	0
Redden, Barry	1	-1	-1.0	-1	0
Browns	345	1,220	3.5	42	10
Opponents	511	2,105	4.1	39	21

RECEIVING	NO	YDS	AVG	LG	TD
Slaughter, Webster	59	847	14.4	50	4
Metcalf, Eric	57	452	7.9	35	1
Langhorne, Reggie	45	585	13.0	39	2
Brennan, Brian	45	568	12.6	28	6
Mack, Kevin	42	360	8.6	30	2
Newsome, Ozzie	23	240	10.4	38	2
Hoard, Leroy	10	73	7.3	17	0
Gainer, Derrick	7	85	12.1	20	0
Joines, Vernon	6	86	14.3	24	0
Galbraith, Scott	4	62	15.5	28	0
Talley, John	2	28	14.0	19	0
Kauric, Jerry	1	21	21.0	21	0
Browns	301	3,407	11.3	50	13
Opponents	253	3,296	13.0	59	32

INTERCEPTIONS	NO	YDS	AVG	LG	TD
Wright, Felix	3	56	18.7	36	0
Blaylock, Anthony	2	45	22.5	45	0
Braggs, Stephen	2	13	6.5	11	0
Minnifield, Frank	2	0	0.0	0	0
Johnson, Mike	1	64	64.0	64	1
Gash, Thane	1	16	16.0	16	0
Walters, Van	1	15	15.0	15	0
Grayson, David	1	3	3.0	3	0
Browns	13	212	16.3	64	1
Opponents	23	422	18.3	67	3

PUNTING	NO	YDS	AVG	IN20	TB	LG	BLK
Wagner, Bryan	74	2,879	38.9	13	2	65	4
Team, Stat	4	0	0.0	0	0	0	0
Browns	78	2,879	36.9	13	2	65	4
Opponents	68	2,589	38.1	15	4	70	1

PUNT RETURNS	NO	FC	YDS	AVG	LG	TD
Adams, Stefan	13	4	81	6.2	25	0
Brennan, Brian	9	4	72	8.0	15	0
Lewis, Leo	8	7	56	7.0	18	0
Walters, Van	1	0	0	0.0	0	0
Browns	31	15	209	6.7	25	0
Opponents	41	13	425	10.4	37	0

KICKOFF RETURNS	NO	YDS	AVG	LG	TD
Metcalf, Eric	52	1,052	20.2	101	2
Fullwood, Brent	6	119	19.8	27	0
Adams, Stefan	3	33	11.0	15	0
Galbraith, Scott	3	16	5.3	10	0
Hoard, Leroy	2	18	9.0	10	0
Johnson, Eddie	2	17	8.5	11	0
Barnett, Harlon	1	15	15.0	15	0
Talley, John	1	6	6.0	6	0
Gainer, Derrick	1	0	0.0	0	0
Browns	71	1,276	18.0	101	2
Opponents	45	805	17.9	39	0

FIELD GOALS	1-19	20-29	30-39	40-49	50+	TOT
Kauric, Jerry	0/0	5/5	5/8	4/7	0/0	14/20
Browns	0/0	5/5	5/8	4/7	0/0	14/20
Opponents	1/1	4/4	4/6	6/14	1/2	16/27

STAFF

PLAYERS

2017 SEASON

HISTORY

RECORDS

GAME DAY



1991 (6-10)

COACH: Bill Belichick

DIVISION FINISH: 3rd AFC Central

1991 USUAL STARTING LINEUPS

OFFENSE		DEFENSE	
WR 84	Webster Slaughter	LDE 90	Rob Burnett
LT 66	Tony Jones	75	Pio Sagapolutele
LG 70	John Rienstra	LDT 96	James Jones
C 61	Mike Baab	RDT 92	Michael Dean Perry
RB 68	Ed King	RDE 98	Anthony Pleasant
RT 69	Dan Fike	L.O.L.B 50	Van Waiters
TE 81	Scott Galbraith	58	David Brandon
WR 88	Reggie Langhorne	MLB 59	M. Johnson, 52 R. Brown
1	Michael Jackson	ROLB 57	Clay Matthews
QB 19	Bernie Kosar	LCB 31	Frank Minnifield
FB 34	Kevin Mack	RCB 39	R. Hilliard, 36 S. Braggs
RB 33	Leroy Hoard	SS 37	H. Barnett, 29 E. Turner
21	Eric Metcalf	FS 22	Vince Newsome

RADIO ANNOUNCERS:

New Chandler, Doug Dieken, Jim Mueller (WHK 1420 AM, WWMS 100.7 FM)

DATE	RESULT	OPPONENT	ATT
9/1	L, 14-26	Dallas Cowboys	78,860
9/8	W, 20-0	at New England Patriots	35,377
9/15	W, 14-13	Cincinnati Bengals	78,269
9/22	L, 10-13	at New York Giants	75,891
10/6	L, 14-17	New York Jets	71,042
10/13	L, 17-42	at Washington Redskins	54,715
10/20	W, 30-24 (OT)	at San Diego Chargers	48,440
10/27	W, 17-14	Pittsburgh Steelers	78,285
11/3	L, 21-23	at Cincinnati Bengals	55,077
11/10	L, 30-32	Philadelphia Eagles	72,086
11/17	L, 24-28	at Houston Oilers	58,155
11/24	W, 20-15	Kansas City Chiefs	63,991
12/1	W, 31-0	at Indianapolis Colts	57,539
12/8	L, 7-17	Denver Broncos	73,539
12/15	L, 14-17	Houston Oilers	55,880
12/22	L, 10-17	at Pittsburgh Steelers	47,070

TEAM STATISTICS	BROWNS	OPPONENT
Total First Downs	265	298
Rushing	82	100
Passing	163	179
Penalty	20	19
3rd Down: Made/Att	74/199	97/215
3rd Down Pct.	37.2%	45.1%
4th Down: Made/Att	9/20	9/17
4th Down Pct.	45.0%	52.9%
Total Net Yards	4,664	5,084
Avg. Per Game	291.5	317.8
Total Plays	934	1,004
Avg. Per Play	5.0	5.1
Net Yards Rushing	1,360	1,875
Avg. Per Game	85.0	117.2
Total Rushes	389	447
Net Yards Passing	3,304	3,209
Avg. Per Game	206.5	200.6
Sacked/Yards Lost	42/243	35/236
Gross Yards	3,547	3,445
Attempts/Completions	503/312	522/312
Completion Pct.	62.0%	59.8%
Had Intercepted	10	15
Punts/Avg.	80/42.5	61/41.3
Net Punting Avg.	80/37.6	61/37.2
Penalties/Yards Lost	108/872	103/770
Fumbles/Ball Lost	18/8	33/18
Touchdowns	35	33
Rushing	12	12
Passing	19	20
Returns	4	1
Avg. Time Of Possession	29:00	31:00

SCORE BY PERIODS	1ST	2ND	3RD	4TH	OT	TOT
Browns	57	105	77	48	6	— 293
Opponents	25	113	51	109	0	— 298

SCORING	RU	PA	ST	DF	PAT	2RU	2PA	FG	SAF	TP
Stover, Matt	0	0	0	0	33/34	0	0	16/22	0	81
Hoard, Leroy	2	9	0	0	0/0	0	0	0/0	0	66
Mack, Kevin	8	2	0	0	0/0	0	0	0/0	0	60
Slaughter, W.	0	3	0	0	0/0	0	0	0/0	0	18
Langhorne, R.	0	2	0	0	0/0	0	0	0/0	0	12

PASSING	ATT	CMP	YDS	PCT	AVI/AT	TD	TD%	INT	INT%	LG	TKLD	RATING
Kosar, Bernie	494	307	3,487	62.1	7.06	18	3.6	9	1.8	71t	41/232	87.8
Philcox, Todd	8	4	49	50.0	6.13	0	0.0	1	12.5	28	0/0	29.7
Hansen, Brian	1	1	11	100.0	11.00	1	100.0	0	0.0	11t	0/0	152.1
Metcalf, Eric	0	0	0	0.0	0.00	0	0.0	0	0.0	0	1/11	39.6
Browns	503	312	3,547	62.0	7.05	19	3.8	10	2.0	71t	42/243	87.5
Opponents	522	312	3,445	59.8	6.60	20	3.8	15	2.9	70t	35/236	80.2

Morris, Joe	2	0	0	0	0/0	0	0	0/0	0	12
Jackson, M.	0	2	0	0	0/0	0	0	0/0	0	12
Jones, James	0	0	0	1	0/0	0	0	0/0	1	8
Brennan, Brian	0	1	0	0	0/0	0	0	0/0	0	6
Brandon, David	0	0	0	1	0/0	0	0	0/0	0	6
Turner, Eric	0	0	0	1	0/0	0	0	0/0	0	6
Newsome, V.	0	0	0	1	0/0	0	0	0/0	0	6
Browns	12	19	0	4	33/34	0	0	16/22	1	293
Opponents	12	20	0	1	32/33	0	0	22/30	1	298

SACKS: M.Perry 8.5, C.Matthews 6.5, D.Brandon 3.0, R.Burnett 3.0, A.Pleasant 2.5, R.Hilliard 2.0, P.Sagapolutele 1.5, V.Waiters 1.5, J.Thornton 1.0, J.Jones 1.0, F.Conover 1.0, H.Barnett 1.0, S.Braggs 1.0, R.Brown 0.5, A.Florence 0.5, E.Logan 0.5 **Browns: 35.0, Opponents: 42.0**

RUSHING	NO	YDS	AVG	LG	TD
Mack, Kevin	197	726	3.7	51t	8
Morris, Joe	93	289	3.1	15	2
Hoard, Leroy	37	154	4.2	52	2
Metcalf, Eric	30	107	3.6	15	0
Kosar, Bernie	26	74	2.8	14	0
Rouson, Lee	3	14	4.7	9	0
Hansen, Brian	2	-3	-1.5	0	0
Philcox, Todd	1	-1	-1.0	-1	0
Browns	389	1,360	3.5	52	12
Opponents	447	1,875	4.2	65t	12

RECEIVING	NO	YDS	AVG	LG	TD
Slaughter, Webster	64	906	14.2	62t	3
Hoard, Leroy	48	567	11.8	71t	9
Mack, Kevin	40	255	6.4	22	2
Langhorne, Reggie	39	505	12.9	40t	2
Brennan, Brian	31	325	10.5	30	2
Metcalf, Eric	29	294	10.1	45	0
Galbraith, Scott	27	328	12.1	42	0
Jackson, Michael	17	268	15.8	65t	2
Morris, Joe	13	76	5.8	13	0
Rouson, Lee	2	9	4.5	6	0
Talley, John	1	13	13.0	13	0
Kosar, Bernie	1	1	1.0	1	0
Browns	312	3,547	11.4	71t	19
Opponents	312	3,445	11.0	70t	20

INTERCEPTIONS	NO	YDS	AVG	LG	TD
Braggs, Stephen	3	15	5.0	15	0
Brandon, David	2	70	35.0	40	1
Turner, Eric	2	42	21.0	42t	1
Matthews, Clay	1	35	35.0	35	0
Newsome, Vince	1	31	31.0	31	0
Jones, James	1	20	20.0	20t	1
Brown, Richard	1	19	19.0	19	0
Hilliard, Randy	1	19	19.0	19	0
Figaro, Cedric	1	9	9.0	9	0
Johnson, Mike	1	0	0.0	0	0
Jackson, Alfred	1	0	0.0	0	0
Browns	15	260	17.3	42t	3
Opponents	10	95	9.5	57t	1

PUNTING	NO	YDS	AVG	IN20	TB	LG	BLK
Hansen, Brian	80	3,397	42.5	20	6	65	0
Browns	80	3,397	42.5	20	6	65	0
Opponents	61	2,520	41.3	16	6	61	0

PUNT RETURNS	NO	FC	YDS	AVG	LG	TD
Slaughter, Webster	17	3	112	6.6	17	0
Metcalf, Eric	12	1	100	8.3	30	0
Minnifield, Frank	0	0	28	0.0	28	0
Brennan, Brian	2	6	11	5.5	11	0
Stat, Team	0	0	0	0.0	31	0
Browns	31	10	251	8.1	31	0
Opponents	40	15	388	9.7	48	0

KICKOFF RETURNS	NO	YDS	AVG	LG	TD
Metcalf, Eric	23	351	15.3	24	0
Morris, Joe	18	310	17.2	36	0
Peebles, Danny	8	149	18.6	32	0
James, Lynn	3	49	16.3	21	0
Galbraith, Scott	2	13	6.5	8	0
Rouson, Lee	1	16	16.0	16	0
Browns	55	888	16.1	36	0
Opponents	50	1,022	20.4	47	0

FIELD GOALS	1-19	20-29	30-39	40-49	50+	TOT
Stover, Matt	1/2	2/3	8/9	3/6	2/2	16/22
Browns	1/2	2/3	8/9	3/6	2/2	16/22
Opponents	1/1	10/12	8/8	2/4	1/5	22/30



1992 (7-9)

COACH: Bill Belichick

DIVISION FINISH: 3rd AFC Central

1992 USUAL STARTING LINEUPS

OFFENSE		DEFENSE	
WR 1	Michael Jackson	LDE 90	Rob Burnett
LT 66	Tony Jones	LDT 96	James Jones
LG 72	B. Dahl, 70 J. Rienstra	RDT 92	Michael Dean Perry
C 63	Jay Hilgenberg	RDE 98	Anthony Pleasant
RG 68	Ed King	LOLB 58	David Brandon
RT 69	Dan Fike	MLB 59	Mike Johnson
TE 83	Mark Bavaro	ROLB 57	Clay Matthews
WR 85	Lawyer Tillman	LCB 31	Frank Minnifield
QB 19	B. Kosar, 18 M. Tomczak	RCB 24	Terry Taylor
FB 44	T. Vardell, 34 K. Mack	SS 29	Eric Turner
RB 33	L. Hoard, 21 E. Metcalf	FS 22	Vince Newsome

RADIO ANNOUNCERS:

New Chandler, Doug Dieken, Jim Mueller (WHK 1420 AM, WWMS 100.7 FM)

DATE	RESULT	OPPONENT	ATT
9/6	L, 3-14	at Indianapolis Colts	50,766
9/14	L, 23-27	Miami Dolphins	74,765
9/20	W, 28-16	at Los Angeles Raiders	48,102
9/27	L, 0-12	Denver Broncos	78,064
10/11	W, 17-9	Pittsburgh Steelers	78,080
10/18	W, 17-6	Green Bay Packers	69,268
10/25	W, 19-17	at New England Patriots	32,219
11/1	L, 10-30	at Cincinnati Bengals	54,765
11/8	W, 24-14	at Houston Oilers	57,348
11/15	L, 13-14	San Diego Chargers	58,396
11/22	L, 13-17	at Minnesota Vikings	53,323
11/29	W, 27-14	Chicago Bears	73,578
12/6	W, 37-21	Cincinnati Bengals	68,368
12/13	L, 14-24	at Detroit Lions	65,970
12/20	L, 14-17	Houston Oilers	59,898
12/27	L, 13-23	at Pittsburgh Steelers	53,776

TEAM STATISTICS

	BROWNS	OPPONENT
Total First Downs	242	281
Rushing	85	86
Passing	141	170
Penalty	16	25
3rd Down: Made/Att	67/196	76/205
3rd Down Pct.	34.2%	37.1%
4th Down: Made/Att	9/17	7/14
4th Down Pct.	52.9%	50.0%
Total Net Yards	4,492	4,757
Avg. Per Game	280.8	297.3
Total Plays	883	963
Avg. Per Play	5.1	4.9
Net Yards Rushing	1,607	1,605
Avg. Per Game	100.4	100.3
Total Rushes	451	429
Net Yards Passing	2,885	3,152
Avg. Per Game	180.3	197.0
Sacked/Yards Lost	34/217	48/315
Gross Yards	3,102	3,467
Attempts/Completions	398/238	486/291
Completion Pct.	59.8%	59.9%
Had Intercepted	16	13
Punts/Avg.	75/41.1	74/44.5
Net Punting Avg.	75/38.0	74/38.7
Penalties/Yards Lost	104/765	93/764
Fumbles/Ball Lost	19/12	33/20
Touchdowns	30	29
Rushing	7	5
Passing	18	23
Returns	5	1
Avg. Time Of Possession	30:13	29:47

SCORE BY PERIODS	1ST	2ND	3RD	4TH	OT	TOT
Browns	63	31	76	102	0	272
Opponents	55	47	80	93	0	275

SCORING	RU	PA	ST	DF	PAT	2RU	2PA	FG	SAF	TP	
Stover, Matt	0	0	0	0	29/30	0	0	0	21/29	0	92
Metcalf, Eric	1	5	1	0	0/0	0	0	0	0/0	0	42
Jackson, M.	0	7	0	0	0/0	0	0	0	0/0	0	42
Mack, Kevin	6	0	0	0	0/0	0	0	0	0/0	0	36
Bavaro, Mark	0	2	0	0	0/0	0	0	0	0/0	0	12

PASSING	ATT	CMP	YDS	PCT	AVI/AT	TD	TD%	INT	INT%	LG	TKLD	RATING
Tomczak, Mike	211	120	1,693	56.9	8.02	7	3.3	7	3.3	52	12/85	80.1
Kosar, Bernie	155	103	1,160	66.5	7.48	8	5.2	7	4.5	69t	21/126	87.0
Philcox, Todd	27	13	217	48.1	8.04	3	11.1	1	3.7	69t	1/6	97.3
Goebel, Brad	3	2	32	66.7	10.67	0	0.0	0	0.0	22	0/0	102.1
Metcalf, Eric	1	0	0	0.0	0.00	0	0.0	0	0.0	0	0/0	39.6
Stover, Matt	1	0	0	0.0	0.00	0	0.0	1	100.0	0	0/0	0.0
Browns	398	238	3,102	59.8	7.79	18	4.5	16	4.0	69t	34/172	82.7
Opponents	486	291	3,467	59.9	7.13	23	4.7	13	2.7	68t	48/315	86.3

Brandon, David	0	0	0	2	0/0	0	0	0	0/0	0	12
Jones, James	0	1	0	0	0/0	0	0	0	0/0	0	6
Galbraith, S.	0	1	0	0	0/0	0	0	0	0/0	0	6
Johnson, Mike	0	0	0	1	0/0	0	0	0	0/0	0	6
Hoard, Leroy	0	1	0	0	0/0	0	0	0	0/0	0	6
Moore, Steven	0	0	0	1	0/0	0	0	0	0/0	0	6
Wolley, Ron	0	1	0	0	0/0	0	0	0	0/0	0	6
Browns	7	18	1	4	29/30	0	0	0	21/29	0	272
Opponents	5	23	0	1	29/29	0	0	0	24/29	0	275

SACKS: R. Burnett 9.0, C. Matthews 9.0, M. Perry 8.5, J. Jones 4.0, A. Pleasant 4.0, B. Johnson 2.0, M. Johnson 2.0, S. Moore 2.0, V. Newsome 2.0, D. Brandon 1.0, R. Brown 1.0, R. Hilliard 1.0, E. Logan 1.0, E. Turner 1.0, E. Walls 0.5
Browns: 48.0, Opponents: 34.0

RUSHING	NO	YDS	AVG	LG	TD
Mack, Kevin	169	543	3.2	37	6
Vardell, Tommy	99	369	3.7	35	0
Metcalf, Eric	73	301	4.1	31	1
Hoard, Leroy	54	236	4.4	37	0
Tomczak, Mike	24	39	1.6	16	0
Brooks, James	13	38	2.9	13	0
Baldwin, Randy	10	31	3.1	11	0
Kosar, Bernie	5	12	2.4	8	0
Tillman, Lawyer	2	15	7.5	15	0
Jackson, Michael	1	21	21.0	21	0
Wolley, Ron	1	2	2.0	2	0
Browns	451	1,607	3.6	37	7
Opponents	429	1,605	3.7	48	5

RECEIVING	NO	YDS	AVG	LG	TD
Jackson, Michael	47	755	16.1	69t	7
Metcalf, Eric	47	614	13.1	69t	5
Hoard, Leroy	26	310	11.9	46t	1
Tillman, Lawyer	25	498	19.9	52	0
Bavaro, Mark	25	315	12.6	39	2
Holoahan, Pete	20	170	8.5	24	0
Vardell, Tommy	13	128	9.8	23	0
Mack, Kevin	13	81	6.2	23	0
Smith, Rico	5	64	12.8	21	0
Galbraith, Scott	4	63	15.8	28	1
Collins, Shawn	3	31	10.3	11	0
Baldwin, Randy	2	30	15.0	20	0
Holland, Jamie	2	27	13.5	16	0
Wolley, Ron	2	8	4.0	6	1
Brooks, James	1	-1	-0.5	4	0
McCardell, Keenan	1	8	8.0	8	0
Jones, James	1	1	1.0	1t	1
Browns	238	3,102	13.0	69t	18
Opponents	291	3,467	11.9	68t	23

INTERCEPTIONS	NO	YDS	AVG	LG	TD
Newsome, Vince	3	55	18.3	29	0
Brandon, David	2	123	61.5	92t	1
Walls, Everson	2	26	13.0	24	0
Minnifield, Frank	2	6	3.0	5	0
Matthews, Clay	1	6	6.0	6	0
Turner, Eric	1	6	6.0	6	0
Johnson, Mike	1	0	0.0	0	0
Taylor, Terry	1	0	0.0	0	0
Browns	13	222	17.1	92t	1
Opponents	16	213	13.3	69	1

PUNTING	NO	YDS	AVG	IN20	TB	LG	BLK
Hansen, Brian	74	3,083	41.7	28	7	73	1
Team, Stat	1	0	0.0	0	0	0	0
Browns	75	3,083	41.1	28	7	73	1
Opponents	74	3,293	44.5	19	4	66	0

PUNT RETURNS	NO	FC	YDS	AVG	LG	TD
Metcalf, Eric	44	10	429	9.8	75t	1
Browns	44	10	429	9.8	75t	1
Opponents	27	23	234	8.7	50	0

KICKOFF RETURNS	NO	YDS	AVG	LG	TD
Baldwin, Randy	30	675	22.5	47	0
Metcalf, Eric	9	157	17.4	30	0
Hoard, Leroy	2	34	17.0	25	0
Vardell, Tommy	2	14	7.0	13	0
Browns	43	880	20.5	47	0
Opponents	51	907	17.8	30	0

FIELD GOALS	1-19	20-29	30-39	40-49	50+	TOT
Stover, Matt	1/1	11/11	6/8	2/6	1/3	21/29
Browns	1/1	11/11	6/8	2/6	1/3	21/29
Opponents	0/0	10/11	7/8	7/8	0/2	24/29

STAFF

PLAYERS

2017 SEASON

HISTORY

RECORDS

GAME DAY



1993 (7-9)

COACH: Bill Belichick

DIVISION FINISH: 3rd AFC Central

1993 USUAL STARTING LINEUPS

OFFENSE		DEFENSE	
WR 81	Michael Jackson	LDE 90	Rob Burnett
LT 66	Tony Jones	LDT 96	J. Jones, 93 J. Ball
LG 64	Houston Hoover	RDT 92	Michael Dean Perry
C 61	Steve Everett	RDE 98	Anthony Pleasant
RG 72	Bob Dahl	LOLB 53	Pepper Johnson
RT 62	Gene Williams	MLB 59	Mike Johnson
TE 88	Brian Kinchen	ROLB 57	Clay Matthews
WR 83	Mark Carrier	LCB 24	Terry Taylor
QB 12	Vinny Testaverde	RCB 48	Najee Mustafaa
19	Bernie Kosar	SS 27	Stevon Moore
FB 44	Tommy Vardell	FS 29	Eric Turner
RB 21	E. Metcalif, 33 L. Hoard		

RADIO ANNOUNCERS:

New Chandler, Doug Dieken, Jim Mueller (WHK 1420 AM, WWMs 100.7 FM)

DATE	RESULT	OPPONENT	ATT
9/5	W, 27-14	Cincinnati Bengals	75,508
9/13	W, 23-13	San Francisco 49ers	78,218
9/19	W, 19-16	at Los Angeles Raiders	48,617
9/26	L, 10-23	at Indianapolis Colts	59,654
10/10	L, 14-24	Miami Dolphins	78,138
10/17	W, 28-17	at Cincinnati Bengals	55,647
10/24	W, 28-23	Pittsburgh Steelers	78,118
11/7	L, 14-29	Denver Broncos	77,818
11/14	L, 5-22	at Seattle Seahawks	54,622
11/21	L, 20-27	Houston Oilers	71,668
11/28	L, 14-17	at Atlanta Falcons	54,510
12/5	W, 17-13	New Orleans Saints	60,388
12/12	L, 17-19	at Houston Oilers	58,720
12/19	L, 17-20	New England Patriots	48,618
12/26	W, 42-14	at Los Angeles Rams	34,155
1/2	L, 9-16	at Pittsburgh Steelers	49,208

TEAM STATISTICS

	BROWNS	OPPONENT
Total First Downs	264	290
Rushing	91	94
Passing	152	170
Penalty	21	26
3rd Down: Made/Att	66/201	88/231
3rd Down Pct.	32.8%	38.1%
4th Down: Made/Att	11/14	6/13
4th Down Pct.	78.6%	46.2%
Total Net Yards	4,740	4,778
Avg. Per Game	296.3	298.6
Total Plays	948	1,040
Avg. Per Play	5.0	4.6
Net Yards Rushing	1,701	1,654
Avg. Per Game	106.3	103.4
Total Rushes	425	451
Net Yards Passing	3,039	3,124
Avg. Per Game	189.9	195.3
Sacked/Yards Lost	45/289	48/342
Gross Yards	3,328	3,466
Attempts/Completions	478/262	541/306
Completion Pct.	54.8%	56.6%
Had Intercepted	19	13
Punts/Avg.	84/43.2	85/42.4
Net Punting Avg.	84/38.0	85/35.8
Penalties/Yards Lost	121/842	105/821
Fumbles/Ball Lost	27/17	28/9
Touchdowns	36	30
Rushing	8	9
Passing	23	19
Returns	5	2
Avg. Time Of Possession	29:32	30:28

SCORE BY PERIODS

	1ST	2ND	3RD	4TH	OT	TOT
Browns	56	99	58	91	0	304
Opponents	64	110	52	81	0	307

SCORING

	RU	PA	ST	DF	PAT	ZRU	ZPA	FG	SAF	TP
Stover, Matt	0	0	0	0	36/36	0	0	16/22	0	84
Jackson, M.	0	8	0	0	0/0	0	0	0/0	0	48
Metcalif, Eric	1	2	2	0	0/0	0	0	0/0	0	30
Carrier, Mark	1	3	1	0	0/0	0	0	0/0	0	30
Vardell, Tommy	3	1	0	0	0/0	0	0	0/0	0	24
McCardell, K.	0	4	0	0	0/0	0	0	0/0	0	24

PASSING

	ATT	CMP	YDS	PCT	AV/AT
Testaverde, Vinny	230	130	1,797	56.5	7.81
Kosar, Bernie	138	79	807	57.2	5.85
Philcox, Todd	108	52	699	48.1	6.47
Jackson, Michael	1	1	25	100.0	25.00
Hoard, Leroy	1	0	0	0.0	0.00
Browns	478	262	3,328	54.8	6.96
Opponents	541	306	3,466	56.6	6.41

Kinchen, Brian	0	2	0	0	0/0	0	0	0/0	0	12
Philcox, Todd	1	0	0	0	0/0	0	0	0/0	0	6
Baldwin, R.	0	1	0	0	0/0	0	0	0/0	0	6
Wolfey, Ron	0	1	0	0	0/0	0	0	0/0	0	6
Moore, Stevon	0	0	0	1	0/0	0	0	0/0	0	6
Mack, Kevin	1	0	0	0	0/0	0	0	0/0	0	6
Mustafaa, N.	0	0	0	1	0/0	0	0	0/0	0	6
Tillman, L.	0	1	0	0	0/0	0	0	0/0	0	6
Jones, James	1	0	0	0	0/0	0	0	0/0	0	6
Pleasant, A.	0	0	0	0	0/0	0	0	0/0	1	2
Riddick, Louis	0	0	0	0	0/0	0	0	0/0	1	2
Browns	8	23	3	2	36/36	0	0	16/22	2	304
Opponents	9	19	0	2	30/30	0	0	31/38	2	307

SACKS: A. Pleasant 11.0, R. Burnett 9.0, M. Perry 6.0, J. Jones 5.5, C. Matthews 5.5, M. Johnson 4.0, J. Ball 3.0, D. Footman 1.0, B. Johnson 1.0, P. Johnson 1.0, E. Walls 1.0
Browns: 48.0, Opponents: 45.0

RUSHING

	NO	YDS	AVG	LG	TD
Vardell, Tommy	171	644	3.8	54	3
Metcalif, Eric	129	611	4.7	55	1
Hoard, Leroy	56	227	4.1	30	0
Testaverde, Vinny	18	74	4.1	14	0
Baldwin, Randy	18	61	3.4	11	0
Kosar, Bernie	14	19	1.4	10	0
Mack, Kevin	10	33	3.3	7	1
Carrier, Mark	4	26	6.5	15t	1
Philcox, Todd	2	3	1.5	3t	1
Jones, James	2	2	1.0	1t	1
Jackson, Michael	1	1	1.0	1	0
Browns	425	1,701	4.0	55	8
Opponents	451	1,654	3.7	49	9

RECEIVING

	NO	YDS	AVG	LG	TD
Metcalif, Eric	63	539	8.6	49t	2
Carrier, Mark	43	746	17.3	55	3
Jackson, Michael	41	756	18.4	62t	8
Hoard, Leroy	35	351	10.0	41	0
Kinchen, Brian	29	347	12.0	40	2
Vardell, Tommy	19	151	7.9	28t	1
McCardell, Keenan	13	234	18.0	43	4
Tillman, Lawyer	5	68	13.6	18	1
Wolfey, Ron	5	25	5.0	9	1
Smith, Rico	4	55	13.8	17	0
Rowe, Patrick	3	37	12.3	16	0
Williams, Clarence	1	14	14.0	14	0
Baldwin, Randy	1	5	5.0	5t	1
Browns	262	3,328	12.7	62t	23
Opponents	306	3,466	11.3	56	19

INTERCEPTIONS

	NO	YDS	AVG	LG	TD
Turner, Eric	5	25	5.0	19	0
Jones, Selwyn	3	0	0.0	0	0
Mustafaa, Najee	1	97	97.0	97t	1
Hilliard, Randy	1	54	54.0	54	0
Speer, Del	1	22	22.0	22	0
Matthews, Clay	1	10	10.0	10	0
Johnson, Mike	1	0	0.0	0	0
Browns	13	208	16.0	97t	1
Opponents	19	246	12.9	69	0

PUNTING

	NO	YDS	AVG	IN20	TB	LG	BLK
Hansen, Brian	82	3,632	44.3	15	10	72	2
Team, Stat	2	0	0.0	0	0	0	0
Browns	84	3,632	43.2	15	10	72	2
Opponents	85	3,603	42.4	24	7	61	0

PUNT RETURNS

	NO	FC	YDS	AVG	LG	TD
Metcalif, Eric	36	11	464	12.9	91t	2
Carrier, Mark	6	1	92	15.3	56t	1
Turner, Eric	0	0	7	0.0	7	0
Browns	42	12	563	13.4	91t	3
Opponents	49	14	438	8.9	36	0

KICKOFF RETURNS

	NO	YDS	AVG	LG	TD
Baldwin, Randy	24	444	18.5	31	0
Metcalif, Eric	15	318	21.2	47	0
Hoard, Leroy	13	286	22.0	39	0
Vardell, Tommy	4	58	14.5	16	0
Smith, Rico	1	13	13.0	13	0
Kinchen, Brian	1	0	0.0	0	0
Browns	58	1,119	19.3	47	0
Opponents	46	814	17.7	49	0

FIELD GOALS

	1-19	20-29	30-39	40-49	50+	TOT
Stover, Matt	0/0	4/4	5/6	6/8	1/4	16/22
Browns	0/0	4/4	5/6	6/8	1/4	16/22
Opponents	1/1	13/14	6/10	8/9	3/4	31/38

TD	TD%	INT	INT%	LG	TKLD	RATING
14	6.1	9	3.9	62t	17/101	85.7
5	3.6	3	2.2	38t	21/128	77.2
4	3.7	7	6.5	56	7/60	54.5
0	0.0	0	0.0	25	0/0	118.8
0	0.0	0	0.0	0	0/0	39.6
23	4.8	19	4.0	62t	45/289	76.2
19	3.5	13	2.4	56	48/342	77.6



STAFF

PLAYERS

2017 SEASON

HISTORY

RECORDS

GAME DAY

1994 (11-5)

COACH: Bill Belichick
DIVISION FINISH: 2nd AFC Central

1994 USUAL STARTING LINEUPS

OFFENSE		DEFENSE	
WR 81	Michael Jackson	LDE 90	Rob Burnett
83	Mark Carrier	LDT 94	Bill Johnson
LT 66	Tony Jones	RDE 92	Michael Dean Perry
LG 69	Doug Dawson	RDE 98	Anthony Pleasant
C 63	Wally Williams	LOLB 58	Carl Banks
C 61	Steve Everitt	MLB 52	Pepper Johnson
RG 72	Bob Dahl	ROLB 50	Frank Stams
RT 77	Orlando Brown	LCB 38	Antonio Langham
62	Gene Williams	RCB 28	Don Griffin
TE 88	Brian Kinchen	SS 27	Stevon Moore
89	Walter Reeves	FS 29	Eric Turner
WR 85	Derrick Alexander		
QB 12	Vinny Testaverde		
11	Mark Rypien		
FB 33	L. Hoard, 44 T. Vardell		
RB 21	Eric Metcalfe		

RADIO ANNOUNCERS:

Casey Coleman, Doug Dieken, Jim Mueller (WKNR 1220 AM, WDOK 102.1 FM)

DATE	RESULT	OPPONENT	ATT
9/4	W, 28-20	at Cincinnati Bengals	52,778
9/11	L, 10-17	Pittsburgh Steelers	77,774
9/18	W, 32-0	Arizona Cardinals	62,818
9/25	W, 21-14	at Indianapolis Colts	55,821
10/2	W, 27-7	New York Jets	76,188
10/13	W, 11-8	at Houston Oilers	50,364
10/23	W, 37-13	Cincinnati Bengals	77,588
10/30	L, 14-26	at Denver Broncos	73,190
11/6	W, 13-6	New England Patriots	73,878
11/13	W, 26-7	at Philadelphia Eagles	65,233
11/20	L, 13-20	at Kansas City Chiefs	69,121
11/27	W, 34-10	Houston Oilers	65,088
12/4	L, 13-16	New York Giants	72,068
12/10	W, 19-14	at Dallas Cowboys	64,826
12/18	L, 7-17	at Pittsburgh Steelers	60,808
12/24	W, 35-9	Seattle Seahawks	54,180

WILD CARD PLAYOFF

1/1	W, 20-13	New England Patriots	77,452
-----	----------	----------------------	--------

DIVISIONAL PLAYOFF

1/7	L, 9-29	at Pittsburgh Steelers	58,185
-----	---------	------------------------	--------

TEAM STATISTICS

	BROWNS	OPPONENT
Total First Downs	273	304
Rushing	80	98
Passing	161	173
Penalty	32	33
3rd Down: Made/Att	69/204	83/242
3rd Down Pct.	33.8%	34.3%
4th Down: Made/Att	4/12	7/18
4th Down Pct.	33.3%	38.9%
Total Net Yards	4,852	4,826
Avg. Per Game	302.0	301.6
Total Plays	970	1,090
Avg. Per Play	5.0	4.4
Net Yards Rushing	1,657	1,669
Avg. Per Game	103.6	104.3
Total Rushes	449	465
Net Yards Passing	3,175	3,157
Avg. Per Game	198.4	197.3
Sacked/Yards Lost	14/94	38/268
Gross Yards	3,269	3,425
Attempts/Completions	507/266	587/325
Completion Pct.	52.5%	55.4%
Had Intercepted	21	18
Punts/Avg.	80/40.1	97/40.0
Net Punting Avg.	80/37.4	97/35.2
Penalties/Yards Lost	113/969	129/1,139
Fumbles/Ball Lost	26/14	26/13
Touchdowns	37	22
Rushing	12	9
Passing	20	13
Returns	0	5
Avg. Time Of Possession	28:43	31:17

SCORE BY PERIODS

	1ST	2ND	3RD	4TH	OT	TOT
Browns	65	121	55	99	0	340
Opponents	52	58	28	66	0	204

SCORING

	RU	PA	ST	DF	PAT	ZRU	ZPA	FG	SAP	TF
Stover, Matt	0	0	0	0	32/32	0	0	26/28	0	110

PASSING

	ATT	COMP	YDS	PCT	AV/AT	TD	TD%	INT	INT%	LG	TKLD	RATING
Testaverde, Vinny	376	207	2,575	55.1	6.85	16	4.3	18	4.8	81t	12/83	70.7
Rypien, Mark	128	59	694	46.1	5.42	4	3.1	3	2.3	43	2/11	63.7
Jackson, Michael	2	0	0	0.0	0.00	0	0.0	0	0.0	0	0/0	39.6
Metcalfe, Eric	1	0	0	0.0	0.00	0	0.0	0	0.0	0	0/0	39.6
Browns	507	266	3,269	52.5	6.45	20	3.9	21	4.1	81t	14/94	68.6
Opponents	587	325	3,425	55.4	5.83	13	2.2	18	3.1	44	38/268	67.1

Hoard, Leroy	5	4	0	0	0/0	0	0	0	0	0	0	54
Metcalfe, Eric	2	3	2	0	0/0	0	0	0	0	0	0	42
Carrier, Mark	1	5	0	0	0/0	0	0	0	0	0	0	36
Alexander, Derrick	0	2	0	0	0/0	0	1	0	0	0	0	14
Testaverde, Vinny	2	0	0	0	0/0	0	0	0	0	0	0	12
Byner, Earnest	2	0	0	0	0/0	0	0	0	0	0	0	12
Jackson, Michael	0	2	0	0	0/0	0	0	0	0	0	0	12
Tupa, Tom	0	0	0	0	0/0	3	0	0	0	0	0	6
Baldwin, Randy	0	0	1	0	0/0	0	0	0	0	0	0	6
Turner, Eric	0	0	0	1	0/0	0	0	0	0	0	0	6
Hartley, Frank	0	1	0	0	0/0	0	0	0	0	0	0	6
Kinchen, Brian	0	1	0	0	0/0	0	0	0	0	0	0	6
Reeves, Walter	0	1	0	0	0/0	0	0	0	0	0	0	6
Hill, Travis	0	0	1	0	0/0	0	0	0	0	0	0	6
Vardell, Tommy	0	1	0	0	0/0	0	0	0	0	0	0	6
Browns	12	20	4	1	32/32	3	1	26/28	0	340	0	204
Opponents	9	13	0	0	19/19	0	1	17/26	0	300	0	204

SACKS: R. Burnett 10.0, A. Pleasant 4.5, D. Griffin 4.0, M. Perry 4.0, J. Jones 3.0, D. Footman 2.5, P. Johnson 2.5, F. Stams 2.0, C. Banks 1.5, G. Dixon 1.0, B. Johnson 1.0, B. Thompson 1.0, E. Turner 1.0 **Browns: 38.0, Opponents: 14.0**

RUSHING

	NO	YDS	AVG	LG	TD
Hoard, Leroy	209	890	4.3	39	5
Metcalfe, Eric	93	329	3.5	37t	2
Byner, Earnest	75	219	2.9	15	2
Baldwin, Randy	23	78	3.4	16	0
Testaverde, Vinny	21	37	1.8	12	2
Vardell, Tommy	15	48	3.2	9	0
Rypien, Mark	7	4	0.6	2	0
Alexander, Derrick	4	38	9.5	25	0
Carrier, Mark	1	14	14.0	14t	1
Jones, James	1	0	0.0	0	0
Browns	449	1,657	3.7	39	12
Opponents	465	1,669	3.6	41	9

RECEIVING

	NO	YDS	AVG	LG	TD
Alexander, Derrick	48	828	17.3	81t	2
Metcalfe, Eric	47	436	9.3	57t	3
Hoard, Leroy	45	445	9.9	65t	4
Carrier, Mark	29	452	15.6	43	5
Kinchen, Brian	24	232	9.7	38	1
Jackson, Michael	21	304	14.5	30	2
Vardell, Tommy	16	137	8.6	19	1
Byner, Earnest	11	102	9.3	30	0
McCardell, Keenan	10	162	16.2	34	0
Reeves, Walter	6	61	10.2	22	0
Baldwin, Randy	3	15	5.0	15	0
Hartley, Frank	3	13	4.3	8	1
Smith, Rico	2	61	30.5	50	0
Jones, James	1	1	1.0	1	0
Browns	266	3,269	12.3	81t	20
Opponents	325	3,425	10.5	44	13

INTERCEPTIONS

	NO	YDS	AVG	LG	TD
Turner, Eric	9 ^a	199	22.1	93t	1
Jacobs, Tim	2	9	4.5	8	0
Langham, Antonio	2	2	1.0	2	0
Griffin, Don	2	2	1.0	2	0
Stams, Frank	1	7	7.0	7	0
Booth, Issac	1	4	4.0	4	0
Caldwell, Mike	1	0	0.0	0	0
Browns	18	223	12.4	93t	1
Opponents	21	225	10.7	49	0

PUNTING

	NO	YDS	AVG	IN20	TB	LG	BLK
Tupa, Tom	80	3,211	40.1	27	8	65	0
Browns	80	3,211	40.1	27	8	65	0
Opponents	97	3,880	40.0	24	11	59	1

PUNT RETURNS

	NO	FC	YDS	AVG	LG	TD
Metcalfe, Eric	35	6	348	9.9	92t	2
Carrier, Mark	9	1	112	12.4	60	0
Caldwell, Mike	1	0	2	2.0	2	0
Turner, Eric	1	0	0	0.0	0	0
Browns	46	7	462	10.0	92t	2
Opponents	38	15	220	5.8	31	0

KICKOFF RETURNS

	NO	YDS	AVG	LG	TD
Baldwin, Randy	28	753	26.9	85t	1
Metcalfe, Eric	9	210	23.3	32	0
Kinchen, Brian	3	38	12.7	15	0
Hoard, Leroy	2	30	15.0	20	0
Browns	42	1,031	24.5	85t	1
Opponents	71	1,372	19.3	54	0

FIELD GOALS

	1-19	20-29	30-39	40-49	50+	TOT
Stover, Matt	1/1	7/7	10/11	8/8	0/1	26/28
Browns	1/1	7/7	10/11	8/8	0/1	26/28
Opponents	0/0	6/7	7/9	4/8	0/2	17/26

^a Tied NFL Lead



1995 (5-11)

COACH: Bill Belichick
DIVISION FINISH: 4th AFC Central
1995 USUAL STARTING LINEUPS

OFFENSE		DEFENSE	
WR 81	Michael Jackson	LDE 90	Rob Burnett
LT 66	Tony Jones	LDT 73	Tim Good
LG 63	Wally Williams	RDT 78	Dan Footman
C 61	Steve Everitt	RDE 98	Anthony Pleasant
RG 72	Bob Dahl	LOLB 58	Carl Banks
RT 77	Orlando Brown	MLB 52	Pepper Johnson
TE 88	Brian Kinchen	ROLB 51	Gerald Dixon
TE 48	Frank Hartley	LCB 38	Antonio Langham
WR 80	Andre Rison	RCB 28	Don Griffin
QB 12	Vinny Testaverde	SS 27	Stevon Moore
RB 33	Leroy Hoard	FS 29	E. Turner, 43 V. Adams

RADIO ANNOUNCERS:
 Casey Coleman, Doug Dieken, Jim Mueller (WKNR 1220 AM, WDKO 102.1 FM)

DATE	RESULT	OPPONENT	ATT
9/3	L, 14-17	at New England Patriots	60,126
9/10	W, 22-6	Tampa Bay Buccaneers	61,083
9/17	W, 14-7	at Houston Oilers	36,077
9/24	W, 35-17	Kansas City Chiefs	74,280
10/2	L, 19-22	Buffalo Bills	76,211
10/8	L, 20-38	at Detroit Lions	74,171
10/22	L, 15-23	Jacksonville Jaguars	64,405
10/29	W, 29-26 (OT)	at Cincinnati Bengals	58,639
11/5	L, 10-37	Houston Oilers	57,881
11/13	L, 3-20	at Pittsburgh Steelers	58,675
11/19	L, 20-31	Green Bay Packers	55,388
11/26	L, 17-20	Pittsburgh Steelers	67,269
12/3	L, 13-31	at San Diego Chargers	56,350
12/9	L, 11-27	at Minnesota Vikings	47,984
12/17	W, 26-10	Cincinnati Bengals	55,875
12/24	L, 21-24	at Jacksonville Jaguars	66,007

TEAM STATISTICS	BROWNS	OPPONENT
Total First Downs	293	342
Rushing	83	112
Passing	189	200
Penalty	21	30
3rd Down: Made/Att	85/211	112/226
3rd Down Pct.	40.3%	49.6%
4th Down: Made/Att	10/21	7/14
4th Down Pct.	47.6%	50.0%
Total Net Yards	5,076	5,648
Avg. Per Game	317.3	353.0
Total Plays	985	1,082
Avg. Per Play	5.2	5.2
Net Yards Rushing	1,482	1,826
Avg. Per Game	92.6	114.1
Total Rushes	398	480
Net Yards Passing	3,594	3,822
Avg. Per Game	224.6	238.9
Sacked/Yards Lost	32/178	29/191
Gross Yards	3,772	4,013
Attempts/Completions	555/324	573/360
Completion Pct.	58.4%	62.8%
Had Intercepted	20	17
Punts/Avg.	65/43.6	59/41.7
Net Punting Avg.	65/39.0	59/37.4
Penalties/Yards Lost	107/966	108/736
Fumbles/Ball Lost	29/9	20/11
Touchdowns	29	40
Rushing	5	15
Passing	21	23
Returns	3	2
Avg. Time Of Possession	28:24	31:36

SCORE BY PERIODS	1ST	2ND	3RD	4TH	OT	TOT
Browns	37	97	59	93	3	— 289
Opponents	89	91	43	133	0	— 356

SCORING	RU	PA	ST	DF	PAT	2RU	2PA	FG	SF	TP
Stover, Matt	0	0	0	0	26/26	0	0	29/33	0	113
Jackson, M.	0	9	0	0	0/0	0	0	0/0	0	54
McCardell, K.	0	4	0	0	0/0	0	0	0/0	0	24
Byner, Earnest	2	2	0	0	0/0	0	0	0/0	0	24
Rison, Andre	0	3	0	0	0/0	0	0	0/0	0	18
Testaverde, V.	2	0	0	0	0/0	0	0	0/0	0	12
Reeves, Walter	0	1	0	0	0/0	0	0	0/0	0	6
Alexander, D.	0	0	1	0	0/0	0	0	0/0	0	6
Smith, Rico	0	1	0	0	0/0	0	0	0/0	0	6

PASSING	ATT	CMP	YDS	PCT	AVIAT	TD	TD%	INT	INT%	LG	TKLD	RATING
Testaverde, Vinny	392	241	2,883	61.5	7.35	17	4.3	10	2.6	70t	17/87	87.8
Zeier, Eric	161	82	864	50.9	5.37	4	2.5	9	5.6	59	15/91	51.9
Tupa, Tom	1	1	25	100.0	25.00	0	0.0	0	0.0	25	0/0	118.8
Jackson, Michael	1	0	0	0.0	0.00	0	0.0	1	100.0	0	0/0	0.0
Browns	555	324	3,772	58.4	6.80	21	3.8	20	3.6	70t	32/178	76.6
Opponents	573	360	4,013	62.8	7.00	23	4.0	17	3.0	52	29/191	84.6

Caldwell, Mike	0	0	0	1	0/0	0	0	0/0	0	6
Dixon, Gerald	0	0	0	1	0/0	0	0	0/0	0	6
Hartley, Frank	0	1	0	0	0/0	0	0	0/0	0	6
White, Lorenzo	1	0	0	0	0/0	1	0	0/0	0	6
Zeier, Eric	0	0	0	0	0/0	1	0	0/0	0	2
Browns	5	21	1	2	26/26	1	0	29/33	0	289
Opponents	15	23	0	2	34/36	1	1	26/34	0	356

SACKS: A. Pleasant 8.0, R. Burnett 7.5, D. Footman 5.0, P. Johnson 2.0, M. Frederick 1.5, R. McKenzie 1.5, C. Banks 1.0, D. Hall 1.0, S. Moore 1.0, P. Sagapolutele 0.5
Browns: 29.0 Opponents: 32.0

RUSHING	NO	YDS	AVG	LG	TD
Hoard, Leroy	136	547	4.0	25	0
Byner, Earnest	115	432	3.8	23	2
White, Lorenzo	62	163	2.6	11	1
Hunter, Earnest	30	100	3.3	15	0
Testaverde, Vinny	18	62	3.4	14	2
Zeier, Eric	15	80	5.3	17	0
Powers, Ricky	14	51	3.6	15	0
Vardell, Tommy	4	9	2.3	6	0
Rison, Andre	2	0	0.0	5	0
Alexander, Derrick	1	29	29.0	29	0
Tupa, Tom	1	9	9.0	9	0
Browns	398	1,482	3.7	29	5
Opponents	480	1,826	3.8	75t	15

RECEIVING	NO	YDS	AVG	LG	TD
Byner, Earnest	61	494	8.1	29t	2
McCardell, Keenan	56	709	12.7	36	4
Rison, Andre	47	701	14.9	59	3
Jackson, Michael	44	714	16.2	70t	9
Kinchen, Brian	20	216	10.8	41	0
Bishop, Harold	16	135	8.4	21	0
Alexander, Derrick	15	216	14.4	40	0
Smith, Rico	13	173	13.3	29t	1
Hoard, Leroy	13	103	7.9	24	0
Hartley, Frank	11	137	12.5	23	1
White, Lorenzo	8	64	8.0	28	0
Vardell, Tommy	6	18	3.0	7	0
Reeves, Walter	6	12	2.0	3	1
Hunter, Earnest	5	42	8.4	17	0
Riddick, Louis	1	25	25.0	25	0
Testaverde, Vinny	1	7	7.0	7	0
Powers, Ricky	1	6	6.0	6	0
Browns	324	3,772	11.6	70t	21
Opponents	360	4,013	11.1	52	23

INTERCEPTIONS	NO	YDS	AVG	LG	TD
Moore, Stevon	5	55	11.0	28	0
Dixon, Gerald	2	48	24.0	30	1
Hall, Dana	2	41	20.5	36	0
Langham, Antonio	2	29	14.5	29	0
Caldwell, Mike	2	24	12.0	24t	1
Johnson, Pepper	2	22	11.0	22	0
Booth, Issac	1	11	11.0	11	0
Griffin, Don	1	0	0.0	0	0
Browns	17	230	13.5	36	2
Opponents	20	276	13.8	76	2

PUNTING	NO	YDS	AVG	IN20	TB	BLK
Tupa, Tom	65	2,831	43.6	18	9	64
Browns	65	2,831	43.6	18	9	64
Opponents	59	2,462	41.7	18	9	61

PUNT RETURNS	NO	FC	YDS	AVG	LG	TD
Alexander, Derrick	9	0	122	13.6	69t	1
McCardell, Keenan	13	14	93	7.2	17	0
Hunter, Earnest	3	0	40	13.3	17	0
Griffin, Don	0	2	0	0.0	0	0
Browns	25	16	255	10.2	69t	1
Opponents	34	9	296	8.7	56	0

KICKOFF RETURNS	NO	YDS	AVG	LG	TD
Hunter, Earnest	23	508	22.1	37	0
Alexander, Derrick	21	419	20.0	42	0
Bates, Michael	9	176	19.6	38	0
McCardell, Keenan	9	161	17.9	28	0
Byner, Earnest	5	98	19.6	27	0
Powers, Ricky	3	54	18.0	20	0
Frederick, Mike	2	16	8.0	11	0
Hoard, Leroy	1	13	13.0	13	0
Dixon, Gerald	1	10	10.0	10	0
Browns	74	1,455	19.7	42	0
Opponents	63	1,172	18.6	45	0

FIELD GOALS	1-19	20-29	30-39	40-49	50+	TOT
Stover, Matt	1/1	12/12	9/10	7/9	0/1	29/33
Browns	1/1	12/12	9/10	7/9	0/1	29/33
Opponents	0/0	9/12	12/12	4/7	1/3	26/34

STAFF

PLAYERS

2017 SEASON

HISTORY

RECORDS

GAME DAY



1999 (2-14)

COACH: Chris Palmer
DIVISION FINISH: 6th AFC Central

1999 USUAL STARTING LINEUPS

OFFENSE		DEFENSE	
WR 85 Kevin Johnson	LE 53 John Thierry	WR 73 Darius Holland	
LT 75 Lomas Brown	LT 73 John Jurkovic	RE 94 Derrick Alexander	
LG 71 Jim Payne	RT 67 John Jurkovic	LLB 55 Rahim Abdullah	
C 64 Dave Wohlbaugh	RE 94 Derrick Alexander	MLB 58 Wali Rainer	
RG 79 Scott Rehberg	LLB 55 Rahim Abdullah	RLB 95 Jamir Miller	
RT 77 Orlando Brown	MLB 58 Wali Rainer	LCB 47 Ryan McNeil	
TE 82 Irv Smith	RLB 95 Jamir Miller	RCB 33 Daylon McCutcheon	
WR 86 Leslie Shepherd	LCB 47 Ryan McNeil	SS 23 Marquez Pope	
84 Darrin Chiaverini	RCB 33 Daylon McCutcheon	FS 24 Corey Fuller	
QB 2 Tim Couch	SS 23 Marquez Pope		
RB 42 Terry Kirby	FS 24 Corey Fuller		
FB 44 Marc Edwards			

RADIO ANNOUNCERS:
 Jim Donovan, Doug Dieken (WMJI 105.7 FM, WTAM 1100 AM)

DATE	RESULT	OPPONENT	ATT
9/12	L, 0-43	Pittsburgh Steelers	73, 138
9/19	L, 9-26	at Tennessee Titans	65, 904
9/26	L, 10-17	at Baltimore Ravens	68, 803
10/3	L, 7-19	New England Patriots	72, 368
10/10	L, 17-18	Cincinnati Bengals	73, 048
10/17	L, 7-24	at Jacksonville Jaguars	62, 047
10/24	L, 3-34	at St. Louis Rams	65, 866
10/31	W, 21-16	at New Orleans Saints	48, 817
11/7	L, 9-41	Baltimore Ravens	72, 898
11/14	W, 16-15	at Pittsburgh Steelers	58, 213
11/21	L, 17-31	Carolina Panthers	72, 818
11/28	L, 21-33	Tennessee Titans	72, 008
12/5	L, 10-23	at San Diego Chargers	53, 147
12/12	L, 28-44	at Cincinnati Bengals	59, 972
12/19	L, 14-24	Jacksonville Jaguars	72, 038
12/26	L, 28-29	Indianapolis Colts	72, 618

TEAM STATISTICS	BROWNS	OPPONENT
Total First Downs	220	368
Rushing	64	161
Passing	134	187
Penalty	22	20
3rd Down: Made/Att	59/203	110/235
3rd Down Pct.	29.1%	46.8%
4th Down: Made/Att	9/13	8/13
4th Down Pct.	69.2%	61.5%
Possession Avg.	23:38	36:22
Total Net Yards	3,762	6,046
Avg. Per Game	235.1	377.9
Total Plays	865	1,158
Avg. Per Play	4.3	5.2
Net Yards Rusing	1,150	2,736
Avg. Per Game	71.9	171.0
Total Rushes	313	610
Net Yards Passing	2,612	3,310
Avg. Per Game	163.3	206.9
Sacked/Yards Lost	60/385	25/147
Gross Yards	2,997	3,457
Att./Completions	492/271	523/331
Completion Pct.	55.1%	63.3%
Had Intercepted	15	8
Punts/Av.	106/43.8	66/40.9
Net Punting Avg.	106/34.6	66/37.3
Penalties/Yards Lost	92/714	88/776
Fumbles/Ball Lost	29/16	25/12
Touchdowns	28	49
Rushing	9	29
Passing	19	17
Returns	0	3

SCORE BY PERIODS	1ST	2ND	3RD	4TH	OT	TOT
Browns	37	77	43	60	0	— 217
Opponents	75	146	99	117	0	— 437

SCORING	RU	PA	ST	DF	PAT	2RU	2PA	FG	SAF	TP
Kirby, Terry	6	3	0	0	0	0	0	0	0	54
Dawson, Phil	1	0	0	0	23/24	0	0	8/12	0	53
Johnson, Kevin	0	8	0	0	0	0	0	0	0	48
Chiaverini Darrin	0	4	0	0	0	0	0	0	0	24
Edwards, Marc	2	0	0	0	0	0	0	0	0	12
Couch, Tim	1	0	0	0	0	1	0	0	0	8

PASSING	ATT	CMP	YDS	PCT	AV/AT	TD	TD%	INT	INT%	LG	TKLD	RATNG
Couch, Tim	399	223	2,447	55.9	6.13	15	3.8	13	3.3	78t	56/359	73.2
Detmer, Ty	91	47	548	51.6	6.02	4	4.4	2	2.2	35	4/26	75.7
Johnson, Kevin	1	0	0	0.0	0.00	0	0.0	0	0.0	0	0/0	39.6
Kirby, Terry	1	1	2	100.0	2.00	0	0.0	0	0.0	2	0/0	79.2
Browns	492	271	2,997	55.1	6.09	19	3.9	15	3.0	78t	60/385	73.5
Opponents	523	331	3,457	63.3	6.61	17	3.3	8	1.5	54t	25/147	86.8

Abdul-Jabbar, K.	0	1	0	0	0	0	0	0	0	0	0	6
Detmer, Ty	1	0	0	0	0	0	0	0	0	0	0	6
Smith, Irv	0	1	0	0	0	0	0	0	0	0	0	6
Browns	9	19	0	0	23/24	1	0	0	8/12	0	217	
Sacks:	J.Thierry 7.0, J.Miller 4.5, D.Alexander 2.5, R.Barker 2.0, D.Holland 2.0, H.McCormack 2.0, D.McCutcheon 1.0, R.McNeil 1.0, A.Miller 1.0, J.Ball 1.0, W.Rainer 1.0											

RUSHING	NO	YDS	AVG	LG	TD
Kirby, Terry	130	452	3.5	28	6
Abdul-Jabbar, K.	115	350	3.0	21	0
Couch, Tim	40	267	6.7	40	1
Detmer, Ty	6	38	6.3	11	1
Edwards, Marc	6	35	5.8	28	0
Jones, George	8	15	1.9	9	0
Shepherd, Leslie	1	5	5.0	5	0
Dawson, Phil	1	4	4.0	4t	1
Salaam, Rashaan	1	2	2.0	2	0
Shaw, Sedrick	3	2	0.7	3	0
Johnson, Kevin	1	-6	-6.0	-6	0
Powell, Ronnie	1	-14	-14.0	-14	0
Browns	313	1,150	3.7	40	9
Opponents	610	2,736	4.5	52t	29

RECEIVING	NO	YDS	AVG	LG	TD
Johnson, Kevin	66	986	14.9	64t	8
Kirby, Terry	58	528	9.1	78t	3
Chiaverini, Darrin	44	487	11.1	28t	4
Edwards, Marc	27	212	7.9	27t	2
Smith, Irv	24	222	9.3	22	1
Shepherd, Leslie	23	274	11.9	36	0
Abdul-Jabbar, K.	13	59	4.5	21	1
Campbell, Marc	9	131	14.6	21	0
Davis, Zola	2	38	19.0	25	0
Shaw, Sedrick	2	8	4.0	7	0
Powell, Ronnie	1	45	45.0	45	0
Dunn, David	1	4	4.0	4	0
Bobo, Orlando	1	3	3.0	3	0
Browns	271	2,997	11.1	78t	19
Opponents	331	3,457	10.4	54t	17

INTERCEPTIONS	NO	YDS	AVG	LG	TD
Pope, Marquae	2	15	7.5	13	0
Barker, Roy	1	14	14.0	14	0
McCutcheon, Daylon	1	12	12.0	12	0
Thierry, John	1	8	8.0	8	0
Jones, Lenoy	1	3	3.0	3	0
Abdullah, Rahim	1	0	0.0	0	0
Little, Earl	1	0	0.0	0	0
Browns	8	52	6.5	14	0
Opponents	15	153	10.2	66t	1

PUNTING	NO	YDS	AVG	IN20	BLK	LG	BLK
Gardocki, Chris	106	4,645	43.8	20	11	61	0
Browns	106	4,645	43.8	20	11	61	0
Opponents	66	2,702	40.9	24	4	59	1

PUNT RETURNS	NO	FC	YDS	AVG	LG	TD
Johnson, Kevin	19	10	128	6.7	15	0
Dunn, David	4	1	25	6.3	13	0
Gibson, Damon	2	2	9	4.5	8	0
Browns	25	13	162	6.5	15	0
Opponents	68	15	762	11.2	81t	2

KICKOFF RETURNS	NO	YDS	AVG	LG	TD
Powell, Ronnie	44	986	22.4	43	0
Kirby, Terry	11	230	20.9	28	0
Dunn, David	9	180	20.0	27	0
Hill, Madre	8	137	17.1	27	0
Saleh, Tarek	5	43	8.6	14	0
Campbell, Marc	3	28	9.3	10	0
Smith, Irv	3	15	5.0	10	0
Chiaverini, Darrin	2	35	17.5	22	0
Little, Earl	2	34	17.0	20	0
Johnson, Kevin	1	25	25.0	25	0
Jones, George	1	12	12.0	12	0
Browns	89	1,725	19.4	43	0
Opponents	42	764	18.2	55	0

FIELD GOALS	1-19	20-29	30-39	40-49	50+	TOT
Dawson, Phil	0/0	2/2	3/5	3/5	0/0	8/12
Browns	0/0	2/2	3/5	3/5	0/0	8/12
Opponents	4/4	13/13	6/7	10/15	0/0	33/39

STAFF

PLAYERS

2017 SEASON

HISTORY

RECORDS

GAME DAY



2000 (3-13)

COACH: Chris Palmer

DIVISION FINISH: 6th AFC Central

2000 USUAL STARTING LINEUPS

OFFENSE		DEFENSE	
WR 85	Kevin Johnson	LE 92	Courtney Brown
LT 72	Roman Oben	RT 99	Orpheus Roye
LG 65	Jim Bundren	RT 93	Stalin Colinet
	75 Steve Zahursky	RE 95	Keith McKenzie
C 64	Dave Wohlabaugh	LLB 95	J. Miller, 53 R. Abdullah
	60 Shaun O'Hara	MLB 58	Wall Rainer
RG 61	Everett Lindsay	RLB 55	M. Moore, 95 J. Miller
RT 75	Steve Zahursky	LCB 24	Corey Fuller
	74 James Brown	RCB 33	Daylon McCutcheon
TE 80	Aaron Shea	SS 21	Marquis Smith
	83 Mark Campbell	FS 43	Percy Ellsworth
WR 82	David Patten		
	86 Dennis Northcutt		
QB 2	T. Couch, 18 D. Pederson		
RB 23	E. Rhett, 41 T. Prentice		
FB 44	Marc Edwards		

RADIO ANNOUNCERS:

Jim Donovan, Doug Dieken (WMJL 105.7 FM, WTAM 1100 AM)

DATE	RESULT	OPPONENT	ATT
9/3	L, 7-27	Jacksonville Jaguars	72,418
9/10	W, 24-7	at Cincinnati Bengals	64,006
9/17	W, 23-20	Pittsburgh Steelers	73,018
9/24	L, 10-36	at Oakland Raiders	45,702
10/1	L, 0-12	Baltimore Ravens	73,018
10/8	L, 21-29	at Arizona Cardinals	39,148
10/15	L, 10-44	at Denver Broncos	75,811
10/22	L, 0-22	at Pittsburgh Steelers	57,659
10/29	L, 3-12	Cincinnati Bengals	73,118
11/5	L, 3-24	New York Giants	72,718
11/12	W, 19-11	New England Patriots	72,618
11/19	L, 10-24	at Tennessee Titans	68,498
11/26	L, 7-44	at Baltimore Ravens	68,361
12/3	L, 0-48	at Jacksonville Jaguars	51,262
12/10	L, 24-35	Philadelphia Eagles	72,318
12/17	L, 0-24	Tennessee Titans	72,318

TEAM STATISTICS	BROWNS	OPPONENT
Total First Downs	176	343
Rushing	53	147
Passing	110	169
Penalty	13	27
3rd Down: Made/Att	58/210	98/227
3rd Down Pct.	27.6%	43.2%
4th Down: Made/Att	6/19	11/17
4th Down Pct.	31.6%	64.7%
Possession Avg.	23.38	36.22
Total Net Yards	3,530	5,643
Avg. Per Game	220.6	352.7
Total Plays	859	1,122
Avg. Per Play	4.1	5.0
Net Yards Rushing	1,085	2,505
Avg. Per Game	67.8	156.6
Total Rushes	336	594
Net Yards Passing	2,445	3,138
Avg. Per Game	152.8	196.1
Sacked/Yards Lost	40/283	42/270
Gross Yards	2,728	3,408
Att./Completions	483/278	486/262
Completion Pct.	57.6%	53.9%
Had Intercepted	19	12
Punts/Avg.	108/45.5	68/42.2
Net Punting Avg.	108/37.3	68/35.8
Penalties/Yards Lost	103/925	71/626
Fumbles/Ball Lost	21/9	27/13
Touchdowns	17	46
Rushing	7	26
Passing	9	18
Returns	1	2

SCORE BY PERIODS	1ST	2ND	3RD	4TH	OT	TOT
Browns	51	45	32	33	0	161
Opponents	46	176	115	82	0	419

SCORING	RU	PA	ST	DF	PAT	ZRU	ZPA	FG	SAF	TP
Dawson, Phil	0	0	0	0	17/17	0	0	14/17	0	59
Prentice, Travis	7	1	0	0	0	0	0	0	0	48
Edwards, Marc	0	2	0	0	0	0	0	0	0	12
Shea, Aaron	0	2	0	0	0	0	0	0	0	12
Campbell, Mark	0	1	0	0	0	0	0	0	0	6

PASSING	ATT	CMP	YDS	PCT	AV/AT
Couch, Tim	215	137	1,483	63.7	6.90
Pederson, Doug	210	117	1,047	55.7	4.99
Wynn, Spergo	54	22	167	40.7	3.09
Johnson, Kevin	3	1	23	33.3	7.67
Thompson, Kevin	1	1	8	100.0	8.00
Browns	483	278	2,728	57.6	5.65
Opponents	486	262	3,408	53.9	7.01

Chiaverini, Darrin	0	1	0	0	0	0	0	0	0	6
Dawson, JaJuan	0	1	0	0	0	0	0	0	0	6
Ellsworth, Percy	0	0	0	1	0	0	0	0	0	6
Patten, David	0	1	0	0	0	0	0	0	0	6
Browns	7	9	0	1	17/17	0	0	14/17	0	161
Opponents	26	18	0	2	44/44	1	0	31/34	2	419

SACKS: K. McKenzie 8.5, J. Miller 5.5, C. Brown 5.0, S. Colinet 3.5, D. McCutcheon 3.0, L. Jones 2.5, M. Spriggs 2.0, W. Rainer 2.0, R. Abdullah 2.0, T. Rogers 2.0, A. Miller 1.0, O. Roye 1.0, M. Thompson 1.0, M. Smith 1.0, M. Moore 1.0, D. Holland 1.0
Browns: 40.0, Opponents: 42.0

RUSHING	NO	YDS	AVG	LG	TD
Prentice, Travis	173	512	3.0	17	7
Rhett, Errict	71	258	3.6	42	0
White, Jamal	47	145	3.1	14	0
Pederson, Doug	18	68	3.8	15	0
Couch, Tim	12	45	3.8	31	0
Northcutt, Dennis	9	33	3.7	13	0
Wynn, Spergo	3	15	5.0	11	0
Edwards, Marc	2	9	4.5	6	0
Thompson, Kevin	1	0	0.0	0	0
Floyd, Chris	2	-1	-5.0	0	0
Browns	336	1,085	3.2	42	7
Opponents	594	2,505	4.2	36t	26

RECEIVING	NO	YDS	AVG	LG	TD
Johnson, Kevin	57	669	11.7	79	0
Northcutt, Dennis	39	422	10.8	37	0
Patten, David	38	546	14.4	65	1
Prentice, Travis	37	191	5.2	13	0
Shea, Aaron	30	302	10.1	37	2
Edwards, Marc	16	128	8.0	21t	2
Rhett, Errict	14	78	5.6	16	0
White, Jamal	13	100	7.7	25	0
Campbell, Mark	12	80	6.7	17	1
Dawson, JaJuan	9	97	10.8	26	1
Chiaverini, Darrin	8	68	8.5	18	1
Brown, Bobby	2	14	7.0	8	0
Saleh, Tarek	1	22	22.0	22	0
Floyd, Chris	1	21	21.0	21	0
Dunn, Damon	1	6	6.0	6	0
Jackson, Lenzie	1	5	5.0	5	0
Browns	278	2,728	9.8	79	9
Opponents	262	3,408	13.0	61	18

INTERCEPTIONS	NO	YDS	AVG	LG	TD
Fuller, Corey	3	0	0.0	0	0
Ellsworth, Percy	1	33	33.0	33t	1
McCutcheon, Daylon	1	20	20.0	20	0
Little, Earl	1	7	7.0	7	0
Rainer, Wali	1	5	5.0	5	0
Moore, Marty	1	3	3.0	3	0
Chapman, Lamar	1	0	0.0	0	0
Holland, Darius	1	0	0.0	0	0
Miller, Jamir	1	0	0.0	0	0
Sanders, Lewis	1	0	0.0	0	0
Browns	12	68	5.7	33t	1
Opponents	19	228	12.0	46t	2

PUNTING	NO	YDS	AVG	IN20	TB	LG	BLK
Gardocki, Chris	108	4,919	45.5	25	5	67	0
Browns	108	4,919	45.5	25	5	67	0
Opponents	68	2,868	42.2	18	7	69	0

PUNT RETURNS	NO	FC	YDS	AVG	LG	TD
Northcutt, Dennis	27	12	289	10.7	30	0
Barnes, Rashidi	1	0	0	0.0	0	0
Chapman, Lamar	1	2	5	5.0	5	0
Dunn, Damon	1	0	0	0.0	0	0
Browns	29	14	294	10.1	30	0
Opponents	69	10	793	11.5	54	0

KICKOFF RETURNS	NO	YDS	AVG	LG	TD
White, Jamal	43	935	21.7	40	0
Patten, David	22	469	21.3	62	0
Jackson, Lenzie	9	168	18.7	30	0
Saleh, Tarek	4	46	11.5	15	0
Campbell, Mark	3	30	10.0	13	0
Dunn, Damon	2	35	17.5	21	0
Little, Earl	2	20	10.0	12	0
Burnett, Chester	1	18	18.0	18	0
Edwards, Marc	1	24	24.0	24	0
Santiago, O.J.	1	13	13.0	13	0
Browns	85	1,710	20.1	62	0
Opponents	42	1,012	24.1	62	0

FIELD GOALS	1-19	20-29	30-39	40-49	50+	TOT
Dawson, Phil	3/3	4/4	5/5	2/5	0/0	14/17
Browns	3/3	4/4	5/5	2/5	0/0	14/17
Opponents	0/0	9/9	13/13	8/10	1/2	31/34

PASSING	TD	TD%	INT	INT%	LG	TKLD	RATING
Couch, Tim	7	3.3	9	4.2	79	10/78	77.3
Pederson, Doug	2	1.0	8	3.8	67	17/116	56.6
Wynn, Spergo	0	0.0	1	1.9	32	13/89	41.2
Johnson, Kevin	0	0.0	1	33.3	23	0/0	22.2
Thompson, Kevin	0	0.0	0	0.0	8	0/0	100.0
Browns	9	1.9	19	3.9	79	40/283	63.4
Opponents	18	3.7	12	2.5	61	43/276	78.3



STAFF

PLAYERS

2017 SEASON

HISTORY

RECORDS

GAME DAY

2001 (7-9)

COACH: Butch Davis
DIVISION FINISH: 3rd AFC Central

2001 USUAL STARTING LINEUPS

OFFENSE		DEFENSE	
WR 85 Kevin Johnson	LE 78 T. Rogers, 99 O. Roye		
LT 72 R. Oben, 77 R. Verba	LT 94 Gerard Warren		
LG 77 R. Verba, 60 S. O'Hara	RT 93 Mark Smith		
C 64 Dave Wohlabaugh	99 Orpheus Roye		
RG 66 Jeremy McKinney	RE 92 Courtney Brown		
63 Brad Bedell	90 Keith McKenzie		
RT 69 Roger Chanoine	WLB 57 Dwayne Rudd		
TE 82 Rickey Dudley	MLB 58 Wali Rainer		
87 O. J. Santiago	SLB 95 Jamir Miller		
WR 81 Quincy Morgan	LCB 24 Corey Fuller		
86 Dennis Northcutt	RCB 33 Dayton McCutcheon		
QB 2 Tim Couch	SS 21 Earl Little		
RB 29 J. Jackson, 30 J. White	FS 43 Percy Ellsworth		
HB 44 M. Sellers, 80 A. Shea	23 Devin Bush		

RADIO ANNOUNCERS:
 Jim Donovan, Doug Dieken (WMMJ 105.7 FM, WTAM 1100 AM)

DATE	RESULT	OPPONENT	ATT
9/9	L, 6-9	Seattle Seahawks	72,318
9/23	W, 24-14	Detroit Lions	73,168
9/30	W, 23-14	at Jacksonville Jaguars	57,875
10/7	W, 20-16	San Diego Chargers	73,018
10/14	L, 14-24	at Cincinnati Bengals	64,217
10/21	W, 24-14	Baltimore Ravens	72,818
11/4	L, 21-27 (OT)	at Chicago Bears	66,944
11/11	L, 12-15 (OT)	Pittsburgh Steelers	73,218
11/18	W, 27-17	at Baltimore Ravens	69,353
11/25	W, 18-0	Cincinnati Bengals	72,918
12/2	L, 15-31	Tennessee Titans	72,818
12/9	L, 16-27	at New England Patriots	60,292
12/16	L, 10-15	Jacksonville Jaguars	72,818
12/23	L, 7-30	at Green Bay Packers	59,824
12/30	W, 41-38	at Tennessee Titans	68,798
1/6	L, 7-28	at Pittsburgh Steelers	59,189

TEAM STATISTICS	BROWNS	OPPONENT
Total First Downs	238	295
Rushing	78	112
Passing	139	161
Penalty	21	22
3rd Down: Made/Att	68/210	88/235
3rd Down Pct.	32.4%	37.4%
4th Down: Made/Att	6/12	8/23
4th Down Pct.	50.0%	34.8%
Possession Avg.	28:16	31:44
Total Net Yards	4,152	5,297
Avg. Per Game	259.5	331.1
Total Plays	934	1,089
Avg. Per Play	4.4	4.9
Net Yards Rushing	1,351	2,208
Avg. Per Game	84.4	138.0
Total Rushes	417	494
Net Yards Passing	2,801	3,089
Avg. Per Game	175.1	193.1
Sacked/Yards Lost	51/353	43/288
Gross Yards	3,154	3,377
Att./Completions	466/279	552/309
Completion Pct.	59.9%	56.0%
Had Intercepted	21	33
Punts/Average	99/42.9	74/43.2
Net Punting Yards	99/34.6	74/37.7
Penalties/Yards	94/825	103/779
Fumbles/Ball Lost	24/12	35/9
Touchdowns	31	35
Rushing	8	11
Passing	18	18
Returns	5	6

SCORE BY PERIODS	1ST	2ND	3RD	4TH	OT	TOT
Browns	77	83	51	74	0	285
Opponents	62	73	89	86	9	319

SCORING	RU	PA	ST	DF	PAT	2RU	2PA	FG	SAF	TP
Dawson, Phil	0	0	0	0	29/30	0	0	22/25	0	95
Johnson, Kevin	0	9	0	0	0	0	0	0	0	54
White, James	5	1	0	0	0	1	0	0	0	38
Jackson, James	2	0	0	0	0	0	0	0	0	12
Morgan, Quincy	0	2	0	0	0	0	0	0	0	12
Santiago, O.J.	0	2	0	0	0	0	0	0	0	12
Sellers, Mike	0	2	0	0	0	0	0	0	0	12
Brown, Bobby	0	0	0	1	0	0	0	0	0	6
Bush, Devin	0	0	0	1	0	0	0	0	0	6

PASSING	ATT	CMP	YDS	PCT	AVI/AT	TD	TD%	INT	INT%	LG	TKLD	RATING
Couch, Tim	454	272	3,040	59.9	6.70	17	3.7	21	4.6	78	51/353	73.1
Holcomb, Kelly	12	7	114	58.3	9.50	1	8.3	0	0.0	25	0/0	118.1
Browns	466	279	3,154	59.9	6.77	18	3.9	21	4.5	78	51/353	74.3
Opponents	552	309	3,377	56.0	6.12	18	3.3	33	6.0	71t	43/288	60.2

Dawson, JaJuan	0	1	0	0	0	0	0	0	0	0	0	6
Fuller, Corey	1	0	0	1	0	0	0	0	0	0	0	6
Gay, Ben	1	0	0	0	0	0	0	0	0	0	0	6
Henry, Anthony	0	0	0	1	0	0	0	0	0	0	0	6
McCutcheon, D.	0	0	0	1	0	0	0	0	0	0	0	6
O'Hara, Shawn	0	1	0	0	0	0	0	0	0	0	0	6
Roye, Orpheus	0	0	0	0	0	0	0	0	0	0	1	2
Browns	8	18	0	5	29/30	1	0	22/25	1	285		
Opponents	11	18	2	4	30/32	0	2	25/34	0	319		

SACKS: J. Miller 13.0, T. Rogers 6.0, G. Warren 5.0, C. Brown 4.5, G. Spies 4.0, K. McKenzie 3.0, M. Smith 2.0, D. McCutcheon 2.0, W. Rainer 1.0, E. Little 1.0, P. Ellsworth 1.0, D. Rudd 0.5 **Browns: 43.0, Opponents: 51.0**

RUSHING	NO	YDS	AVG	LG	TD
Jackson, James	195	554	2.8	22	2
White, James	126	443	3.5	51	5
Gay, Ben	51	172	3.4	40	1
Couch, Tim	38	128	3.4	15	0
Morgan, Quincy	2	27	13.5	23	0
Northcutt, Dennis	3	26	8.7	12	0
Frost, Scott	1	1	1.0	1	0
Holcomb, Kelly	1	0	0.0	0	0
Browns	417	1,351	3.2	51	8
Opponents	499	2,208	4.5	54	11

RECEIVING	NO	YDS	AVG	LG	TD
Johnson, Kevin	84	1,097	13.1	55t	9
White, James	44	418	9.5	45	1
Morgan, Quincy	30	432	14.4	78	2
Dawson, JaJuan	22	281	12.8	44	1
Northcutt, Dennis	18	211	11.7	26	0
Santiago, O.J.	17	153	9.0	27	2
Shea, Aaron	14	86	6.1	12	0
King, Andre	11	149	13.5	48	0
Dudley, Rickey	9	115	12.8	27	0
Sellers, Mike	7	73	10.4	28	2
German, Jammi	7	65	9.3	18	0
Jackson, James	7	56	8.0	16	0
Gay, Ben	4	11	2.8	7	0
Moreland, Jake	3	15	5.0	6	0
O'Hara, Shawn	1	2	2.0	2t	1
Couch, Tim	1	-10	-10.0	-10	0
Browns	279	3,154	11.3	78	18
Opponents	309	3,377	10.9	71t	18

INTERCEPTIONS	NO	YDS	AVG	LG	TD
Henry, Anthony	10*	177	17.7	97t	1
Little, Earl	5	33	6.6	15	0
McCutcheon, Dayton	4	162	40.5	32t	1
Fuller, Corey	3	82	27.3	49t	1
Jackson, Ray	3	52	17.3	52	0
Bush, Devin	2	62	31.0	43t	1
Boyer, Brant	2	12	6.0	8	0
Ellsworth, Percy	1	19	19.0	19	0
Miller, Jamir	1	0	0.0	0	0
Roye, Orpheus	1	0	0.0	0	0
Rudd, Dwayne	1	0	0.0	0	0
Browns	33	499	15.1	97t	4
Opponents	21	242	11.5	69t	3

PUNTING	NO	YDS	AVG	IN20	TB	LG	BLK
Gardocki, Chris	99	4,249	42.9	25	9	69	0
Browns	99	4,249	42.9	25	9	69	0
Opponents	74	3,198	43.2	28	8	68	0

PUNT RETURNS	NO	FC	YDS	AVG	LG	TD
Northcutt, Dennis	15	9	86	5.7	32	0
Johnson, Kevin	14	6	117	8.4	24	0
Chapman, Lamar	1	0	1	1.0	1	0
Jackson, Ray	1	0	43	43.0	43	0
Frost, Scott	0	1	0	0	0	0
Browns	31	16	247	8.0	43	0
Opponents	52	12	647	12.4	86	1

KICKOFF RETURNS	NO	YDS	AVG	LG	TD
Gay, Ben	23	513	22.3	42	0
King, Andre	14	279	19.9	27	0
White, James	9	189	21.0	31	0
Morgan, Quincy	7	175	25.0	51	0
Sellers, Mike	4	75	18.8	21	0
Santiago, O.J.	2	1	0.5	5	0
Akins, Chirs	1	0	0.0	0	0
Moreland, Jake	1	14	14.0	14	0
Northcutt, Dennis	1	26	26.0	26	0
Spies, Greg	1	13	13.0	13	0
Browns	62	1,285	20.7	51	0
Opponents	65	1,215	18.7	49	0

FIELD GOALS	1-19	20-29	30-39	40-49	50+	TOT
Dawson, Phil	0/0	10/10	8/9	4/6	0/0	22/25
Browns	0/0	10/10	8/9	4/6	0/0	22/25
Opponents	0/0	8/9	10/11	5/12	2/2	25/34

* Tied NFL Lead



2002 (9-7)

COACH: Butch Davis
DIVISION FINISH: 2nd AFC North
2002 USUAL STARTING LINEUPS

OFFENSE		DEFENSE	
WR 85 Kevin Johnson	LE 96 Kenard Lang	WR 85 Kevin Johnson	LE 96 Kenard Lang
LT 77 Ross Verba	LT 94 Gerard Warren	LT 77 Ross Verba	LT 94 Gerard Warren
LG 79 Barry Stokes	RT 99 Orpheus Roye	LG 79 Barry Stokes	RT 99 Orpheus Roye
C 64 Dave Wohlabaugh	RE 92 Courtney Brown	C 64 Dave Wohlabaugh	RE 92 Courtney Brown
RG 60 Shaun O'Hara	78 Tyrone Rogers	RG 60 Shaun O'Hara	78 Tyrone Rogers
RT 72 Ryan Tucker	WLB 57 Dwayne Rudd	RT 72 Ryan Tucker	WLB 57 Dwayne Rudd
TE 83 Mark Campbell	MLB 50 Earl Holmes	TE 83 Mark Campbell	MLB 50 Earl Holmes
WR 81 Quincy Morgan	SLB 56 Darren Hambrick	WR 81 Quincy Morgan	SLB 56 Darren Hambrick
QB 2 Tim Couch	LCB 25 Corey Fuller	QB 2 Tim Couch	LCB 25 Corey Fuller
RB 31 William Green	RCB 33 Daylon McCutcheon	RB 31 William Green	RCB 33 Daylon McCutcheon
30 Jamel White	SS 24 Robert Griffith	30 Jamel White	SS 24 Robert Griffith
TE 82 S. Heiden, 80 A. Shea	FS 20 Earl Little	TE 82 S. Heiden, 80 A. Shea	FS 20 Earl Little

RADIO ANNOUNCERS:
 Jim Donovan, Doug Dieken (WMMR 100.7 FM, WTAM 1100 AM)

DATE	RESULT	OPPONENT	ATT
9/8	L, 39-40	Kansas City Chiefs	72, 938
9/15	W, 20-7	Cincinnati Bengals	73, 358
9/22	W, 31-28 (OT)	at Tennessee Titans	68, 804
9/29	L, 13-16 (OT)	at Pittsburgh Steelers	62, 864
10/6	L, 21-26	Baltimore Ravens	73, 688
10/13	L, 3-17	at Tampa Bay Buccaneers	65, 625
10/20	W, 34-17	Houston Texans	73, 248
10/27	W, 24-21	at New York Jets	78, 502
11/3	L, 20-23	Pittsburgh Steelers	73, 718
11/17	W, 27-20	at Cincinnati Bengals	64, 060
11/24	W, 24-15	at New Orleans Saints	68, 295
12/1	L, 6-13	Carolina Panthers	72, 718
12/8	W, 21-20	at Jacksonville Jaguars	46, 267
12/15	L, 23-28	Indianapolis Colts	73, 098
12/22	W, 14-13	at Baltimore Ravens	69, 348
12/29	W, 24-16	Atlanta Falcons	73, 528

WILD CARD PLAYOFF

1/5	L, 33-36	at Pittsburgh Steelers	62, 595
-----	----------	------------------------	---------

TEAM STATISTICS	BROWNS	OPPONENT
Total First Downs	279	291
Rushing	77	107
Passing	171	164
Penalty	31	20
3rd Down: Made/Att	90/222	91/226
3rd Down Pct.	40.4%	40.3%
4th Down: Made/Att	8/10	7/14
4th Down Pct.	80.0%	50.0%
Possession Avg.	29:45	30:15
Total Net Yards	5,027	5,348
Avg. Per Game	314.2	334.3
Total Plays	993	1,024
Avg. Per Play	5.1	5.2
Net Yards Rushing	1,615	2,079
Avg. Per Game	100.9	129.9
Total Rushes	406	483
Net Yards Passing	3,412	3,269
Avg. Per Game	213.3	204.3
Sacked/Yards Lost	35/253	28/172
Gross Yards	3,665	3,441
Att./Completions	552/338	513/299
Completion Pct.	61.2%	58.3%
Had Intercepted	22	17
Punts/Avg.	83/41.3	76/38.7
Net Punting Avg.	83/34.9	76/31.1
Penalties/Yards Lost	107/845	91/726
Fumbles/Ball Lost	18/9	32/12
Touchdowns	40	34
Rushing	10	12
Passing	27	20
Returns	3	2

SCORE BY PERIODS	1ST	2ND	3RD	4TH	OT	TOT
Browns	76	68	77	120	3	344
Opponents	65	95	65	92	3	320

SCORING	RU	PA	ST	DF	PAT	2RU	2PA	FG	SAF	TP
Dawson, Phil	0	0	0	0	34/35	0	0	22/28	0	100
Northcutt, Dennis	1	5	2	0	0	0	1	0	0	50
Morgan, Quincy	0	7	0	0	0	0	1	0	0	44

PASSING	ATT	CMP	YDS	PCT	AVIAT
Couch, Tim	443	273	2,842	61.6	6.42
Holcomb, Kelly	106	64	790	60.4	7.45
Johnson, Kevin	2	1	33	50.0	16.50
Jackson, Frisman	1	0	0	0.0	0.0
Browns	552	338	3,665	61.2	6.64
Opponent	513	299	3,441	58.3	6.71

Davis, Andre'	0	6	1	0	0	0	0	0	0	42
Green, William	6	0	0	0	0	0	0	0	0	36
Johnson, Kevin	0	4	0	0	0	0	0	0	0	24
Campbell, Mark	0	3	0	0	0	0	0	0	0	18
White, Jamel	3	0	0	0	0	0	0	0	0	18
Heiden, Steve	0	1	0	0	0	0	0	0	0	6
Sanders, Darnell	0	1	0	0	0	0	0	0	0	6
Browns	10	27	3	0	34/35	0	2	22/28	0	344
Opponents	12	20	1	1	32/32	0	0	28/37	0	320

SACKS: M.Word 8.0, K.Lang 5.5, B.Boyer 3.0, T.Rogers 3.0, G.Warren 2.0, C.Brown 2.0, D.Rudd 1.0, L.Sanders 1.0, M.Jameson 1.0, O.Roye 0.5 **Browns: 28.0, Opponents: 35.0**

RUSHING	NO	YDS	AVG	LG	TD
Green, William	243	887	3.7	64t	6
White, Jamel	106	470	4.4	54	3
Northcutt, Dennis	8	104	13.0	36t	1
Couch, Tim	23	77	3.3	14	0
Jackson, James	12	54	4.5	18	0
Holcomb, Kelly	8	9	1.1	7	0
Davis, Andre'	3	7	2.3	9	0
Morgan, Quincy	3	7	2.3	11	0
Browns	406	1,615	4.0	64t	10
Opponent	483	2,079	4.3	75	12

RECEIVING	NO	YDS	AVG	LG	TD
Johnson, Kevin	67	703	10.5	30t	4
White, Jamel	63	452	7.2	33	0
Morgan, Quincy	56	964	17.2	78t	7
Northcutt, Dennis	38	601	15.8	43t	5
Davis, Andre'	37	420	11.4	31	6
Campbell, Mark	25	179	7.2	26	3
Heiden, Steve	17	105	6.2	12	1
Green, William	16	113	7.1	18	0
Shea, Aaron	7	49	7.0	18	0
King, Andre	5	41	8.2	13	1
Sanders, Darnell	3	23	7.7	14t	1
Jackson, James	3	9	3.0	5	0
Jackson, Frisman	1	6	6.0	6	0
Browns	338	3,665	10.8	78t	27
Opponent	299	3,441	11.5	72t	20

INTERCEPTIONS	NO	YDS	AVG	LG	TD
Little, Earl	4	17	4.3	7	0
Griffith, Robert	3	0	0.0	0	0
Henry, Anthony	2	4	2.0	4	0
Lang, Kenard	1	71	71.0	71	0
Sanders, Lewis	1	25	25.0	25	0
McCutcheon, Daylon	1	24	24.0	24	0
Hambrick, Darren	1	6	6.0	6	0
Boyer, Brant	1	1	1.0	1	0
Davis, Andrea	1	0	0.0	0	0
Fuller, Corey	1	0	0.0	0	0
Jameson, Michael	1	0	0.0	0	0
Browns	17	148	8.7	71	0
Opponent	22	292	13.3	59	1

PUNTING	NO	YDS	AVG	IN20	TB	LG	BLK
Gardocki, Chris	81	3,388	41.8	27	6	59	0
Dawson, Phil	2	36	18.0	2	0	20	0
Browns	83	3,424	41.3	29	6	59	0
Opponent	76	2,938	38.7	22	7	62	1

PUNT RETURNS	NO	FC	YDS	AVG	LG	TD
Northcutt, Dennis	25	10	367	14.7	87t	2
Davis, Andre'	7	4	33	4.7	15	0
King, Andre	1	0	15	15.0	15	0
Sanders, Lewis	0	0	19	0.0	19	0
Browns	33	14	434	13.2	87t	2
Opponent	42	12	408	9.7	63t	1

KICKOFF RETURNS	NO	YDS	AVG	LG	TD
Davis, Andre'	50	1,068	21.4	95t	1
King, Andre	8	155	19.4	27	0
Jackson, Frisman	3	58	19.3	26	0
Campbell, Mark	2	21	10.5	14	0
White, Jamel	2	21	10.5	11	0
Jackson, James	1	13	13.0	13	0
Browns	66	1,336	20.2	95t	1
Opponent	67	1,366	20.4	82	0

FIELD GOALS	1-19	20-29	30-39	40-49	50+	TOT
Dawson, Phil	0/0	9/10	6/8	5/7	2/3	22/28
Opponent	1/1	7/10	10/12	10/14	0/0	28/37

PASSING	ATT	CMP	YDS	PCT	AVIAT	TD	TD%	INT	INT%	LG	TKLD	RATING
Couch, Tim	443	273	2,842	61.6	6.42	18	4.1	18	4.1	78t	30/213	76.8
Holcomb, Kelly	106	64	790	60.4	7.45	8	7.5	4	3.8	44t	5/40	92.9
Johnson, Kevin	2	1	33	50.0	16.50	1	50.0	0	0.0	33t	0/0	135.4
Jackson, Frisman	1	0	0	0.0	0.0	0	0.0	0	0.0	0	0/0	39.6
Browns	552	338	3,665	61.2	6.64	27	4.9	22	4.0	78t	35/253	80.5
Opponent	513	299	3,441	58.3	6.71	20	3.9	17	3.3	72t	28/172	77.8



2003 (5-11)

COACH: Butch Davis

DIVISION FINISH: 4th AFC North

2003 USUAL STARTING LINEUPS

OFFENSE		DEFENSE	
WR 87	Andre' Davis	LE 92	Courtney Brown
85	Kevin Johnson	LT 94	Gerard Warren
LT 79	Barry Stokes	RT 99	Orpheus Roye
LG 60	Shaun O'Hara	RE 96	Kenard Lang
C 50	Jeff Faine	WLB 58	Ben Taylor
67	Melvin Fowler	52	Brant Boyer
RG 66	Paul Zukauskas	MLB 54	Andra Davis
RT 72	Ryan Tucker	SLB 59	Kevin Bentley
WR 86	Dennis Northcutt	LCB 25	Anthony Henry
WR 81	Quincy Morgan	RCB 33	Daylon McCutcheon
QB 2	Tim Couch	SS 24	Robert Griffith
10	Kelly Holcomb	FS 20	Earl Little
RB 31	William Green		
29	James Jackson		
TE 82	Steve Heiden		
89	Darnell Sanders		

RADIO ANNOUNCERS:

Jim Donovan, Doug Dieken (WMMS 100.7 FM, WTAM 1100 AM)

DATE	RESULT	OPPONENT	ATT
9/7	L, 6-9	Indianapolis Colts	73,358
9/14	L, 13-33	at Baltimore Ravens	69,473
9/21	W, 13-12	at San Francisco 49ers	67,412
9/28	L, 14-21	Cincinnati Bengals	73,428
10/5	W, 33-13	at Pittsburgh Steelers	64,595
10/12	W, 13-7	Oakland Raiders	73,318
10/19	L, 20-26	San Diego Chargers	73,238
10/26	L, 3-9	at New England Patriots	68,436
11/9	L, 20-41	at Kansas City Chiefs	78,560
11/16	W, 44-6	Arizona Cardinals	72,908
11/23	L, 6-13	Pittsburgh Steelers	73,658
11/30	L, 7-34	at Seattle Seahawks	64,680
12/8	L, 20-26	St. Louis Rams	73,108
12/14	L, 20-23 (OT)	at Denver Broncos	75,358
12/21	L, 0-35	Baltimore Ravens	72,548
12/28	W, 22-14	at Cincinnati Bengals	65,362

TEAM STATISTICS		BROWNS	OPPONENT
Total First Downs		276	283
Rushing		91	100
Passing		153	160
Penalty		32	23
3rd Down: Made/Att		74/202	87/222
3rd Down Pct.		36.6%	39.2%
4th Down: Made/Att		6/18	8/13
4th Down Pct.		33.3%	61.5%
Possession Avg.		29.21	30.39
Total Net Yards		4,504	4,959
Avg. Per Game		281.5	309.9
Total Plays		961	994
Avg. Per Play		4.7	5.0
Net Yards Rushing		1,670	2,113
Avg. Per Game		104.4	132.1
Total Rushes		412	457
Net Yards Passing		2,834	2,846
Avg. Per Game		177.1	177.9
Sacked/Yards Lost		40/282	35/203
Gross Yards		3,116	3,049
Att./Completions		509/313	502/297
Completion Pct.		61.5%	59.2%
Had Intercepted		18	15
Punts/Avg.		73/41.8	76/41.4
Net Punting Avg.		73/34.7	76/35.3
Penalties/Yards Lost		98/767	141/1,095
Fumbles/Ball Lost		32/15	24/7
Touchdowns		27	31
Rushing		8	14
Passing		17	13
Returns		2	4

SCORE BY PERIODS		1ST	2ND	3RD	4TH	OT	TOT				
Browns		46	79	50	79	0	254				
Opponents		74	102	59	84	3	322				
SCORING		RU	PA	ST	DF	PAT	ZRU	ZPA	FG	SAP	TF
Dawson, Phil	0	0	0	0	0	20/21	0	0	18/21	0	74
Davis, Andre'	0	5	0	0	0	0	0	0	0	0	30
Conway, Brett	0	0	0	0	3/3	0	0	0	5/7	0	18
Jackson, James	3	0	0	0	0	0	0	0	0	0	18
Morgan, Quincy	0	3	0	0	0	0	0	0	0	0	18
Heinrich, Keith	0	2	0	0	0	0	0	0	0	0	12
Johnson, Kevin	0	2	0	0	0	0	0	0	0	0	12

PASSING	ATT	CMP	YDS	PCT	AV/AT	TD	TD%	INT	INT%	LG	TKLD	RATNG
Holcomb, Kelly	302	193	1,797	63.9	5.95	10	3.3	12	4.0	68t	211/166	74.6
Couch, Tim	203	120	1,319	59.1	6.50	7	3.4	6	3.0	71t	191/116	77.6
Boyer, Brant	1	0	0	0.0	0.00	0	0.0	0	0.0	0	0/0	39.6
Jackson, Frisman	1	0	0	0.0	0.00	0	0.0	0	0.0	0	0/0	39.6
Johnson, Kevin	1	0	0	0.0	0.00	0	0.0	0	0.0	0	0/0	39.6
Northcutt, Dennis	1	0	0	0.0	0.00	0	0.0	0	0.0	0	0/0	39.6
Browns	509	313	3,116	61.5	6.12	17	3.3	18	3.5	71t	40/282	75.2
Opponent	502	297	3,049	59.2	6.07	13	2.6	15	3.0	55t	35/203	72.9

Northcutt, Dennis	0	2	0	0	0	0	0	0	0	0	0	12
Suggs, Lee	2	0	0	0	0	0	0	0	0	0	0	12
White, Jamal	1	1	0	0	0	0	0	0	0	0	0	12
Bower, R.J.	0	1	0	0	0	0	0	0	0	0	0	6
Couch, Tim	1	0	0	0	0	0	0	0	0	0	0	6
Green, William	1	0	0	0	0	0	0	0	0	0	0	6
King, Andre	0	0	1	0	0	0	0	0	0	0	0	6
McCutcheon, D.	0	0	0	1	0	0	0	0	0	0	0	6
Sanders, Darnell	0	1	0	0	0	0	0	0	0	0	0	6
Browns	8	17	1	1	23/24	0	0	0	0	23/28	0	254
Opponents	14	13	0	4	31/31	0	0	0	0	35/43	0	322

SACKS: K.Lang 8.0, C.Brown 6.0, G.Warren 5.5, A.Davis 5.0, M.Ward 4.0, M.Myers 3.0, O.Roye 1.5, T.Rogers 1.0 Browns: 35.0, Opponents: 40.0

RUSHING	NO	YDS	AVG	LG	TD
Green, William	142	559	3.9	26	1
Jackson, James	102	382	3.7	18	3
Suggs, Lee	56	289	5.2	78t	2
White, Jamal	70	266	3.8	23	1
Northcutt, Dennis	12	83	6.9	23	0
Couch, Tim	11	39	3.5	17	1
Davis, Andre'	5	28	5.6	7	0
Dawson, Phil	1	14	14.0	14	0
Boyer, Brant	1	7	7.0	7	0
Holcomb, Kelly	8	0.9	0.9	6	0
Faine, Jeff	1	0	0.0	0	0
Morgan, Quincy	3	-4	-1.3	2	0
Browns	412	1,670	4.1	78t	8
Opponent	457	2,113	4.6	82t	14

RECEIVING	NO	YDS	AVG	LG	TD
Northcutt, Dennis	62	729	11.8	44	2
White, Jamal	46	303	6.6	22	1
Johnson, Kevin	41	381	9.3	41	2
Davis, Andre'	40	576	14.4	49	5
Morgan, Quincy	38	516	13.6	71t	3
Heiden, Steve	18	134	7.4	17	0
Sanders, Darnell	15	95	6.3	12	1
Jackson, James	14	114	8.1	18	0
Green, William	10	50	5.0	12	0
King, Andre	9	88	9.8	28	0
Heinrich, Keith	8	64	8.0	17	2
Mustard, Chad	4	29	7.3	12	0
Jackson, Frisman	2	29	14.5	19	0
Shea, Aaron	2	9	4.5	7	0
Suggs, Lee	2	0	0.0	1	0
Bowers, R.J.	1	-3	-3.0	-3	0
Couch, Tim	1	-3	-3.0	-3	0
Browns	313	3,116	10.0	71t	17
Opponent	297	3,049	10.3	55t	13

INTERCEPTIONS	NO	YDS	AVG	LG	TD
Little, Earl	6	41	6.8	21	0
Griffith, Robert	2	3	1.5	3	0
McCutcheon, Daylon	1	75	75.0	75t	1
Bentley, Kevin	1	25	25.0	25	0
Henry, Anthony	1	19	19.0	19	0
Boyer, Brant	1	4	4.0	4	0
Bodden, Leigh	1	1	1.0	1	0
Lang, Kenard	1	0	0.0	0	0
Taylor, Ben	1	0	0.0	0	0
Browns	15	168	11.2	75t	1
Opponent	18	391	21.7	54t	4

PUNTING	NO	YDS	AVG	INT	TB	LG	BLK
Gardocki, Chris	72	3,019	41.9	18	10	60	0
Dawson, Phil	1	29	29.0	1	0	29	0
Browns	73	3,048	41.8	19	10	60	0
Opponent	76	3,146	41.4	18	8	59	1

PUNT RETURNS	NO	YDS	AVG	LG	TD
Northcutt, Dennis	36	295	8.2	38	0
Davis, Andre'	1	7	7.0	7	0
Browns	37	302	8.2	38	0
Opponent	33	316	9.6	49	0

KICKOFF RETURNS	NO	YDS	AVG	LG	TD
Davis, Andre'	38	803	21.1	69	0
Suggs, Lee	14	318	22.7	42	0
King, Andre	9	172	19.7	30	0
Maddox, Nick	3	58	19.3	26	0
Morgan, Quincy	2	67	33.5	47	0
White, Jamal	2	2	1.0	2	0
Jackson, James	1	68	68.0	39	0
Stokes, Barry	1	7	7.0	7	0
Mustard, Chad	1	6	6.0	6	0
Browns	71	1,501	21.1	69	0
Opponent	60	1,231	20.5	77	0

FIELD GOALS	1-19	20-29	30-39	40-49	50+	TOT
Dawson, Phil	2/2	7/7	4/5	3/5	2/2	18/21
Conway, Brett	1/1	0/0	1/3	3/3	0/0	5/7
Browns	3/3	7/7	5/8	6/8	2/2	23/28
Opponent	0/0	13/13	9/10	10/16	3/4	35/43



2004 (4-12)

COACH: Butch Davis (first 11 games)/Terry Robiskie (final 5 games)

DIVISION FINISH: 4th AFC North

2004 USUAL STARTING LINEUPS

OFFENSE		DEFENSE	
WR 81 Antonio Bryant	LDE 98 Ebenezer Ekuban	WR 81 Antonio Bryant	LDE 98 Ebenezer Ekuban
LT 77 Ross Verba	LDT 61 Gerard Warren	LT 77 Ross Verba	LDT 61 Gerard Warren
LG 70 Enoch DeMar	RDT 99 Orpheus Roye	LG 70 Enoch DeMar	RDT 99 Orpheus Roye
C 50 Jeff Faine	RDE 96 Kenard Lang	C 50 Jeff Faine	RDE 96 Kenard Lang
RG 63 Kelvin Garmon	WLB 57 Warrick Holdman	RG 63 Kelvin Garmon	WLB 57 Warrick Holdman
RT 73 Joaquin Gonzalez	MLB 54 Andra Davis	RT 73 Joaquin Gonzalez	MLB 54 Andra Davis
72 Ryan Tucker	SLB 51 Chaun Thompson	72 Ryan Tucker	SLB 51 Chaun Thompson
TE 82 Steve Heiden	LCB 37 Anthony Henry	TE 82 Steve Heiden	LCB 37 Anthony Henry
WR 86 Dennis Northcutt	RCB 33 Daylon McCutcheon	WR 86 Dennis Northcutt	RCB 33 Daylon McCutcheon
QB 5 Jeff Garcia	SS 24 Robert Griffith	QB 5 Jeff Garcia	SS 24 Robert Griffith
FB 42 Terrelle Smith	FS 20 Earl Little	FB 42 Terrelle Smith	FS 20 Earl Little
RB 31 William Green		RB 31 William Green	
44 Lee Suggs		44 Lee Suggs	

RADIO ANNOUNCERS:

Jim Donovan, Doug Dieken (WMMS 100.7 FM, WTAM 1100 AM)

DATE	RESULT	OPPONENT	ATT
9/12	W, 20-3	Baltimore Ravens	73,068
9/19	L, 12-19	at Dallas Cowboys	63,119
9/26	L, 10-27	at New York Giants	78,521
10/3	W, 17-13	Washington Redskins	73,348
10/10	L, 23-34	at Pittsburgh Steelers	63,609
10/17	W, 34-17	Cincinnati Bengals	73,263
10/24	L, 31-34 (OT)	Philadelphia Eagles	73,394
11/7	L, 13-27	at Baltimore Ravens	69,781
11/14	L, 10-24	Pittsburgh Steelers	73,703
11/21	L, 7-10	New York Jets	72,547
11/28	L, 48-58	at Cincinnati Bengals	65,677
12/5	L, 15-42	New England Patriots	73,028
12/12	L, 7-37	at Buffalo Bills	72,330
12/19	L, 0-21	San Diego Chargers	72,489
12/26	L, 7-10	at Miami Dolphins	73,169
1/2	W, 22-14	at Houston Texans	70,724

TEAM STATISTICS

	BROWNS	OPPONENT
Total First Downs	245	307
Rushing	94	141
Passing	125	144
Penalty	26	22
3rd Down: Made/Att	59/203	78/216
3rd Down Pct.	29.1%	36.1%
4th Down: Made/Att	7/16	7/16
4th Down Pct.	43.8%	43.8%
Possession Avg.	28:03	31:57
Total Net Yards	4,481	5,215
Avg. Per Game	280.1	325.9
Total Plays	921	1,024
Avg. Per Play	4.9	5.1
Net Yards Rushing	1,657	2,314
Avg. Per Game	103.6	144.6
Total Rushes	441	532
Net Yards Passing	2,824	2,901
Avg. Per Game	176.5	181.3
Sacked/Yards Lost	41/252	32/190
Gross Yards	3,076	3,091
Att./Completions	439/251	460/277
Completion Pct.	57.2%	60.2%
Had Intercepted	21	15
Punts/Average	85/40.0	85/41.6
Net Punting Avg.	85/35.4	85/33.9
Penalties/Yards	115/854	109/890
Fumbles/Ball Lost	32/19	20/13
Touchdowns	29	45
Rushing	6	22
Passing	21	17
Returns	2	6

SCORE BY PERIODS

	1ST	2ND	3RD	4TH	OT	TOT
Browns	67	62	55	92	0	276
Opponents	107	107	72	101	3	390

SCORING

	RU	PA	ST	DF	PAT	ZRU	ZPA	FG	SAF	TP
Dawson, Phil	0	0	0	0	28/28	0	0	24/29	0	100
Heiden, Steve	0	5	0	0	0	0	0	0	0	32
Bryant, Antonio	0	4	0	0	0	0	0	0	0	24
Shea, Aaron	0	4	0	0	0	0	0	0	0	24
Morgan, Quincy	0	3	0	0	0	0	0	0	0	18
Suggs, Lee	2	1	0	0	0	0	0	0	0	18

PASSING

	ATT	CMP	YDS	PCT	AV/AT
Garcia, Jeff	252	144	1,731	57.1	6.87
McCown, Luke	98	48	608	49.0	6.20
Holcomb, Kelly	87	59	737	67.8	8.47
Echemandu, Adam	1	0	0	0.0	0.00
Jackson, Frisman	1	0	0	0.0	0.00
Browns	439	251	3,076	57.2	7.01
Opponents	460	277	3,091	60.2	6.72

Davis, Andre'	0	2	0	0	0	0	0	0	0	12
Garcia, Jeff	2	0	0	0	0	0	0	0	0	12
Green, William	2	0	0	0	0	0	0	0	0	12
Northcutt, Dennis	0	2	0	0	0	0	0	0	0	12
Alston, Richard	0	0	1	0	0	0	0	0	0	6
Crocker, Chris	0	0	1	0	0	0	0	0	0	6
Browns	6	21	2	0	28/28	0	0	24/29	0	276
Opponents	22	17	6	0	44/44	0	0	24/28	1	390

SACKS: E. Ekuban 8.0, K. Lang 7.0, G. Warren 4.0, A. McKinley 3.0, C. Thompson 2.5, C. Crocker 2.0, T. Rogers 1.5, O. Roye 1.0, M. Myers 1.0, R. Griffith 1.0, W. Holdman 0.5, A. Davis 0.5 **Browns: 32.0, Opponents: 41.0**

RUSHING

	NO	YDS	AVG	LG	TD
Suggs, Lee	199	744	3.7	39	2
Green, William	163	585	3.6	46	2
Garcia, Jeff	35	169	4.8	21	2
Jackson, James	12	81	6.8	38	0
Echemandu, Adam	8	25	3.1	6	0
McCown, Luke	6	25	4.2	11	0
Northcutt, Dennis	8	19	2.4	8	0
Smith, Terelle	4	9	2.3	4	0
Jackson, Frisman	1	4	4.0	4	0
Frost, Derrick	1	1	1.0	1	0
Holcomb, Kelly	3	-2	-0.7	0	0
Davis, Andre'	1	-3	-3.0	-3	0
Browns	441	1,657	3.8	46	6
Opponents	532	2,314	4.3	52	22

RECEIVING

	NO	YDS	AVG	LG	TD
Bryant, Antonio	42	546	13.0	55t	4
Northcutt, Dennis	55	806	14.7	58t	2
Heiden, Steve	28	287	10.3	30	5
Shea, Aaron	26	252	9.7	35	4
Suggs, Lee	20	178	8.9	59t	2
Davis, Andre'	16	416	26.0	99t	2
Green, William	14	84	6.0	17	0
Jackson, Frisman	13	168	12.9	24	0
Morgan, Quincy	9	144	16.0	46t	3
Smith, Terelle	7	39	5.6	16	0
Jackson, James	6	22	3.7	13	0
Winstow, Kellen	5	50	10.0	21	0
King, Andre	5	49	9.8	16	0
Echemandu, Adam	3	25	8.3	19	0
Mustard, Chad	1	9	9.0	9	0
Heinrich, Keith	1	1	1.0	1	0
Browns	251	3,076	12.3	99t	21
Opponents	277	3,091	11.2	72t	17

INTERCEPTIONS

	NO	YDS	AVG	LG	TD
Henry, Anthony	4	83	20.8	51	0
Davis, Andre'	3	35	11.7	30	0
Sanders, Lewis	2	36	18.0	24	0
McCutcheon, Daylon	2	0	0.0	2	0
Gardner, Barry	1	30	30.0	30	0
Little, Earl	1	28	28.0	28	0
Crocker, Chris	1	20	20.0	20t	1
Griffith, Robert	1	18	18.0	18	0
Browns	15	250	16.7	51	1
Opponents	21	232	11.0	106t	2

PUNTING

	NO	YDS	AVG	IN20	TB	LG	BLK
Frost, Derrick	85	3,404	40.0	35.4	4	24	54
Browns	85	3,404	40.0	35.4	4	24	54
Opponents	85	3,537	41.6	33.9	11	21	62

PUNT RETURNS

	NO	FC	YDS	AVG	LG	TD
Northcutt, Dennis	36	12	432	12.0	44	0
Browns	36	12	432	12.0	44	0
Opponents	48	10	313	6.5	49	0

KICKOFF RETURNS

	NO	YDS	AVG	LG	TD
Alston, Richard	46	1,016	22.1	93t	1
Brown, Dee	13	243	18.7	30	0
King, Andre	5	95	19.0	24	0
Jackson, Frisman	4	70	17.5	22	0
Jackson, James	2	39	19.5	23	0
Mustard, Chad	2	13	6.5	9	0
Shea, Aaron	2	19	9.5	13	0
Sanders, Lewis	1	9	9.0	10	0
Browns	75	1,504	20.1	93t	1
Opponents	59	1,336	22.6	93t	1

FIELD GOALS

	1-19	20-29	30-39	40-49	50+	TOT
Dawson, Phil	0/0	11/11	6/8	6/9	1/1	24/29
Browns	0/0	11/11	6/8	6/9	1/1	24/29
Opponents	0/0	7/8	9/9	6/9	2/2	24/28

	TD	TD%	INT	INT%	LG	TKLD	RATING
Garcia, Jeff	10	4.0	9	3.6	99t	24/99	76.7
McCown, Luke	4	4.1	7	7.1	58t	12/122	52.6
Holcomb, Kelly	7	8.0	5	5.7	55t	5/31	96.8
Echemandu, Adam	0	0.0	0	0.0	0	0/0	39.6
Jackson, Frisman	0	0.0	0	0.0	0	0/0	39.6
Browns	21	4.8	21	4.8	99t	41/252	74.9
Opponents	17	3.7	15	3.3	72t	32/190	79.0



STAFF
PLAYERS
2017 SEASON
HISTORY
RECORDS
GAME DAY

2005 (6-10)

COACH: Romeo Crennel
DIVISION FINISH: 4th AFC North
2005 USUAL STARTING LINEUPS

OFFENSE		DEFENSE	
WR 81 Antonio Bryant	LDE 97 Alvin McKinley		
LT 70 L.J. Shelton	NT 95 Jason Fisk		
LG 63 Joe Andruzzi	RDE 99 Orpheus Roye		
C 50 Jeff Faine	LLB 55 Matt Stewart		
RG 60 Cosey Coleman	MLB 54 Andra Davis		
RT 72 Ryan Tucker	WLB 58 Ben Taylor		
TE 82 Steve Heiden	RLB 51 Chaun Thompson		
WR 86 Dennis Northcutt	LCB 24 Gary Baxter		
QB 8 Trent Dilfer	28 Leigh Bodden		
9 Charlie Frye	RCB 33 Daylon McCutcheon		
FB 42 Terrelle Smith	SS 25 Chris Crocker		
RB 34 Reuben Droughns	FS 27 Brian Russell		

RADIO ANNOUNCERS:
 Jim Donovan, Doug Dieken (WMMS 100.7 FM, WTAM 1100 AM)

DATE	RESULT	OPPONENT	ATT
9/11	L, 13-27	Cincinnati Bengals	73,013
9/18	W, 26-24	at Green Bay Packers	70,400
9/25	L, 6-13	at Indianapolis Colts	57,127
10/9	W, 20-10	Chicago Bears	73,079
10/16	L, 3-16	at Baltimore Ravens	70,196
10/23	L, 10-13	Detroit Lions	72,923
10/30	L, 16-19	at Houston Texans	70,064
11/6	W, 20-14	Tennessee Titans	72,594
11/13	L, 21-34	at Pittsburgh Steelers	63,491
11/20	W, 22-0	Miami Dolphins	72,773
11/27	L, 12-24	at Minnesota Vikings	63,814
12/4	L, 14-20	Jacksonville Jaguars	70,941
12/11	L, 20-23	at Cincinnati Bengals	65,788
12/18	W, 9-7	at Oakland Raiders	41,862
12/24	L, 0-41	Pittsburgh Steelers	73,136
1/6	W, 20-16	Baltimore Ravens	69,871

TEAM STATISTICS	BROWNS	OPPONENT
Total First Downs	241	292
Rushing	76	116
Passing	149	161
Penalty	16	15
3rd Down: Made/Att	67/203	87/215
4th Down: Made/Att	7/18	8/18
Possession Avg.	28:00	32:00
Total Net Yards	4,550	5,069
Avg. Per Game	284.3	316.8
Total Plays	938	1,021
Avg. Per Play	4.9	5.0
Net Yards Rushing	1,503	2,202
Avg. Per Game	93.9	137.6
Total Rushes	395	527
Net Yards Passing	3,047	2,867
Avg. Per Game	190.4	179.2
Sacked/Yards Lost	46/276	23/142
Gross Yards	3,323	3,009
Att./Completions	498/297	471/279
Had Intercepted	17	15
Punts/Average	80/40.4	72/42.5
Net Punting Avg.	80/33.8	72/35.1
Penalties/Yards	99/770	97/770
Fumbles/Ball Lost	27/13	21/8
Touchdowns	22	31

SCORE BY PERIODS	1ST	2ND	3RD	4TH	OT	TOT
Browns	56	65	52	59	0	232
Opponents	58	102	81	60	0	301

SCORING	RU	PA	ST	DF	PAT	ZRU	ZPA	FG	SAF	TP
Dawson, Phil	0	0	0	0	19/21	0	0	27/29	0	100
Bryant, Antonio	0	4	0	0	0/0	0	0	0/0	0	24
Edwards, Braylon	0	3	0	0	0/0	0	0	0/0	0	18
Heiden, Steve	0	3	0	0	0/0	0	0	0/0	0	18
Northcutt, Dennis	0	2	1	0	0/0	0	0	0/0	0	18
Droughns, Reuben	2	0	0	0	0/0	0	0	0/0	0	12
Bodden, Leigh	0	0	1	0	0/0	0	0	0/0	0	6
Cribbs, Joshua	0	0	1	0	0/0	0	0	0/0	0	6

PASSING	ATT	CMP	YDS	PCT	AV/AT
Differ, Trent	333	199	2,321	59.8	6.97
Frye, Charlie	164	98	1,002	59.4	6.07
Jackson, Frisman	0	0	0	0	0
Browns	498	297	3,323	59.6	6.67
Opponents	471	279	3,009	59.2	6.39

Frye, Charlie	1	0	0	0	0/0	0	0	0/0	0	6
Jackson, Frisman	0	1	0	0	0/0	0	0	0/0	0	6
Shea, Aaron	0	1	0	0	0/0	0	0	0/0	0	6
Smith, Terrelle	0	1	0	0	0/0	0	0	0/0	0	6
Wright, Jason	1	0	0	0	0/0	0	0	0/0	0	6
Browns	4	15	3	0	19/21	0	0	27/29	0	232
Opponents	11	19	1	0	31/31	0	0	28/35	0	301

SACKS: A.McKinley 5.0, C.Thompson 5.0, O.Royce 3.0, A.Davis 2.0, C.Crocker 2.0, K.Lang 2.0, N.Eason 2.0, E.Kelley 1.0, B.Pool 1.0 **Browns: 23.0, Opponents: 46.0**

RUSHING	NO	YDS	AVG	LG	TD
Droughns, Reuben	309	1,232	4.0	75t	2
Green, William	20	78	3.9	17	0
Frye, Charlie	18	60	3.3	16	1
Differ, Trent	20	46	2.3	12	0
Northcutt, Dennis	2	33	16.5	31	0
Wright, Jason	11	27	2.5	6t	1
Suggs, Lee	8	15	1.9	7	0
Smith, Terrelle	6	9	1.5	4	0
Bryant, Antonio	1	3	3.0	3	0
Browns	395	1,503	3.8	75t	4
Opponents	527	2,202	4.2	80t	11

RECEIVING	NO	YDS	AVG	LG	TD
Bryant, Antonio	69	1,009	14.6	54	4
Heiden, Steve	43	401	9.3	62t	3
Northcutt, Dennis	42	441	10.5	58t	2
Droughns, Reuben	39	369	9.5	51	0
Edwards, Braylon	32	512	16.0	80t	3
Jackson, Frisman	24	287	12.0	68t	1
Shea, Aaron	18	153	8.5	27	1
Smith, Terrelle	12	58	4.8	9	1
Suggs, Lee	6	26	4.3	8	0
Green, William	5	30	6.0	14	0
Wright, Jason	3	15	5.0	15	0
Irons, Paul	2	16	8.0	14	0
Cribbs, Joshua	1	7	7.0	7	0
Faine, Jeff	1	-1	-1.0	-1	0
Browns	297	3,323	11.2	80t	15
Opponents	279	3,009	10.8	51t	19

INTERCEPTIONS	NO	YDS	AVG	LG	TD
Russell, Brian	3	50	16.7	37	0
Bodden, Leigh	3	6	2.0	6	0
Crocker, Chris	2	35	17.5	24	0
McCutcheon, Daylon	2	14	7.0	14	0
Baxter, Gary	2	10	5.0	10	0
Davis, Andrew	1	14	14.0	14	0
Pool, Brodney	1	1	1.0	1	0
Stewart, Matt	1	0	0.0	0	0
Browns	15	130	8.7	37	0
Opponents	17	215	12.6	72	0

PUNTING	NO	YDS	AVG	IN20	TB	LG	BLK
Richardson, Kyle	78	3,181	40.8	34.0	9	61	0
Dawson, Phil	2	53	26.5	0	31	0	0
Browns	80	3,234	40.4	33.8	9	61	0
Opponents	72	3,058	42.5	35.1	8	60	0

PUNT RETURNS	NO	FC	YDS	AVG	LG	TD
Northcutt, Dennis	35	13	368	10.5	62t	1
Cribbs, Joshua	1	0	5	5.0	5	0
Jones, Sean	1	0	0	0.0	0	0
Browns	37	13	373	10.1	62t	1
Opponents	36	9	347	9.6	51	0

KICKOFF RETURNS	NO	YDS	AVG	LG	TD
Cribbs, Joshua	45	1,094	24.3	90t	1
Droughns, Reuben	5	119	23.8	35	0
Green, William	5	79	15.8	22	0
Perkins, Antonio	3	82	27.3	35	0
McIntyre, Carey	3	47	15.7	17	0
Shea, Aaron	3	29	9.7	13	0
Smith, Terrelle	2	24	12.0	13	0
Wright, Jason	1	17	17.0	17	0
Jackson, Frisman	1	15	15.0	15	0
Browns	68	1,506	22.1	90t	1
Opponents	56	1,182	21.1	63	0

FIELD GOALS	1-19	20-29	30-39	40-49	50+	TOT
Dawson, Phil	2/2	11/11	9/11	5/5	0/0	27/29
Browns	2/2	11/11	9/11	5/5	0/0	27/29
Opponents	0/0	10/10	11/12	6/10	1/3	28/35

TD	TD%	INT	INT%	LG	TKLD	RATING
11	3.3	12	3.6	80t	23/139	76.9
4	2.4	5	3.6	45	22/135	72.8
0	0	0	0	0	1/2	0
15	3.0	17	3.6	80t	46/276	75.4
19	4.0	15	3.2	51t	23/142	78.2

STAFF

PLAYERS

2017 SEASON

HISTORY

RECORDS

GAME DAY



2006 (4-12)

COACH: Romeo Crennel
DIVISION FINISH: 4th AFC North
2006 USUAL STARTING LINEUPS

OFFENSE		DEFENSE	
WR 84	Joe Jurevicius	LDE 99	Orpheus Roye
LT 77	Kevin Shaffer	NT 92	Ted Washington
LG 63	Joe Andruzzi	RDE 97	Alvin McKinley
C 66	Hank Fraley	LLB 55	Willie McGinest
RG 60	Cosey Coleman	MLB 54	Andra Davis
RT 72	Ryan Tucker	WLB 58	D'Qwell Jackson
TE 80	Kellen Winslow	RLB 95	Kameron Wimbley
WR 17	Brayton Edwards	LCB 28	Leigh Bodden
QB 9	Charlie Frye	RCB 39	Daven Holly
FB 42	Terrelle Smith	SS 26	Sean Jones
RB 34	Reuben Droughns	FS 27	Brian Russell

RADIO ANNOUNCERS:
 Jim Donovan, Doug Dieken (WMMS 100.7 FM, WTAM 1100 AM)

DATE	RESULT	OPPONENT	ATT
9/10	L, 14-19	New Orleans Saints	72,915
9/17	L, 17-34	at Cincinnati Bengals	66,072
9/24	L, 14-15	Baltimore Ravens	72,474
10/1	W, 24-21	at Oakland Raiders	61,426
10/8	L, 12-20	at Carolina Panthers	73,520
10/22	L, 7-17	Denver Broncos	73,024
10/29	W, 20-13	New York Jets	72,507
11/5	L, 25-32	at San Diego Chargers	65,558
11/12	W, 17-13	at Atlanta Falcons	70,793
11/19	L, 20-24	Pittsburgh Steelers	73,296
11/26	L, 0-30	Cincinnati Bengals	72,926
12/3	W, 31-28 (OT)	Kansas City Chiefs	71,927
12/7	L, 7-27	at Pittsburgh Steelers	55,246
12/17	L, 17-27	at Baltimore Ravens	70,857
12/24	L, 7-22	Tampa Bay Buccaneers	69,603
12/31	L, 6-14	at Houston Texans	70,097

TEAM STATISTICS	BROWNS	OPPONENT
Total First Downs	250	303
Rushing	72	107
Passing	153	178
Penalty	25	18
3rd Down: Made/Att	70/209	100/228
3rd Down Pct.	33.5%	43.9%
4th Down: Made/Att	6/15	4/10
4th Down Pct.	40.0%	40.0%
Possession Avg.	29:21	30:39
Total Net Yards	4,233	5,517
Avg. Per Game	264.6	344.8
Total Plays	938	1,041
Avg. Per Play	4.5	5.3
Net Yards Rushing	1,335	2,275
Avg. Per Game	83.4	142.2
Total Rushes	372	514
Net Yards Passing	2,898	3,242
Avg. Per Game	181.1	202.6
Sacked/Yards Lost	54/349	28/137
Gross Yards	3,247	3,379
Att./Completions	512/318	499/283
Completion Pct.	62.1%	56.7%
Had Intercepted	25	18
Punts/Average	83/43.6	77/43.0
Net Punting Avg.	37.9	36.9
Penalties/Yards	74/687	84/678
Fumbles/Ball Lost	23/17	13/9
Touchdowns	25	40
Rushing	7	14
Passing	15	20
Returns	3	6

SCORE BY PERIODS	1ST	2ND	3RD	4TH	OT	TOT
Browns	29	74	41	91	3	— 238
Opponents	64	90	95	107	0	— 356

SCORING	RU	PA	ST	DF	PAT	2RU	2PA	FG	SAF	TP
Dawson, Phil	0	0	0	0	25/25	0	0	21/29	0	88
Edwards, Brayton	6	0	6	0	0/0	0	0	0/0	0	36
Droughns, Reuben	4	4	0	0	0/0	0	0	0/0	0	24
Jurevicius, Joe	3	0	3	0	0	0	0/0	0/0	0	18

PASSING	ATT	CMP	YDS	PCT	AVI/AT
Frye, Charlie	393	252	2,454	64.1	6.2
Anderson, Derek	117	66	793	56.4	6.8
Dorsey, Ken	1	0	0	0.0	0.0
Cribbs, Joshua	1	0	0	0.0	0.0
Winslow, Kellen	0	0	0	0.0	0.0
Browns	512	318	3,247	62.1	6.3
Opponents	499	283	3,379	56.7	6.8

Frye, Charlie	3	3	0	0	0	0	0/0	0/0	0	18
Winslow, Kellen	3	0	3	0	0	0	0/0	0/0	0	18
Holly, Daven	2	0	0	2	0	0	0/0	0/0	0	12
Heiden, Steve	2	0	2	0	0	0	0/0	0/0	0	12
Dinkins, Darnell	1	0	1	0	0	0	0/0	0/0	0	6
Cribbs, Joshua	1	0	0	1	0	0	0/0	0/0	0	6
Browns	25	7	15	3	0	0	25/25	21/29	0	238
Opponents	40	14	20	6	0	0	36/38	26/31	1	356

SACKS: K.Wimbley 11.0, S.Fraser 4.5, W.McGinest 4.0, C.Thompson 2.0, A.McKinley 1.0, M.Stewart 1.0, A.Davis 1.0, B.Pool 1.0, L.Williams 1.0, O.Roye 1.0, S.Jones 0.5
Browns: 28.0, Opponents: 54.0

RUSHING	NO	YDS	AVG	LG	TD
Droughns, Reuben	220	758	3.4	22	4
Frye, Charlie	47	215	4.6	17	3
Wright, Jason	62	189	3.0	18	0
Harrison, Jerome	20	60	3.0	15	0
Anderson, Derek	4	47	11.8	33	0
Northcutt, Dennis	3	32	10.7	16	0
Smith, Terrelle	2	14	1.8	3	0
Cribbs, Joshua	8	11	5.5	9	0
Edwards, Brayton	3	7	2.3	8	0
Vickers, Lawrence	3	2	0.7	2	0
Browns	372	1,335	3.6	33	7
Opponents	514	2,275	4.4	59t	14

RECEIVING	NO	YDS	AVG	LG	TD
Winslow, Kellen	89	875	9.8	40	3
Edwards, Brayton	61	884	14.5	75	6
Jurevicius, Joe	40	495	12.4	52	3
Heiden, Steve	36	249	6.9	13	2
Droughns, Reuben	27	169	6.3	24	0
Northcutt, Dennis	22	228	10.4	43	0
Cribbs, Joshua	10	91	9.1	14	0
Harrison, Jerome	9	47	5.2	12	0
Smith, Terrelle	8	21	2.6	7	0
Wright, Jason	6	82	13.7	54	0
Vickers, Lawrence	6	60	10.0	29	0
Wilson, Travis	2	32	16.0	16	0
Dinkins, Darnell	2	14	7.0	11	1
Browns	318	3,247	10.2	75	15
Opponents	283	3,379	11.9	77t	20

INTERCEPTIONS	NO	YDS	AVG	LG	TD
Holly, Daven	5	127	25.4	57t	1
Jones, Sean	5	46	9.2	19	0
Bodden, Leigh	2	48	24.0	35	0
Davis, Andre'	2	19	9.5	19	0
Baxter, Gary	1	10	10.0	10	0
Russell, Brian	1	6	6.0	6	0
McGinest, Willie	1	0	0.0	0	0
Pool, Brodney	1	0	0.0	0	0
Browns	18	256	14.2	57t	1
Opponents	25	273	10.9	37	2

PUNTING	NO	YDS	AVG	IN20	TB	LG	BLK
Zastudil, Dave	81	3,563	44.0	38.4	7	61	0
Dawson, Phil	2	58	29.0	19.0	1	31	0
Browns	83	3,621	43.6	37.9	8	61	0
Opponents	77	3,309	43.0	36.9	5	69	0

PUNT RETURNS	NO	FC	YDS	AVG	LG	TD
Northcutt, Dennis	28	13	312	11.1	81	0
Cribbs, Joshua	6	3	51	8.5	34	0
Jones, Sean	1	0	8	8.0	8	0
Unck, Mason	1	0	0	0.0	0	0
Browns	36	16	371	10.3	81	0
Opponents	43	11	312	7.3	37	0

KICKOFF RETURNS	NO	YDS	AVG	LG	TD
Cribbs, Joshua	61	1,494	24.5	92t	1
Vickers, Lawrence	5	84	16.8	22	0
Dinkins, Darnell	3	44	14.7	20	0
Heiden, Steve	1	11	11.0	11	0
Friedman, Lennie	1	2	2.0	2	0
Browns	71	1,635	23.0	92t	1
Opponents	48	1,053	21.9	99t	1

FIELD GOALS	1-19	20-29	30-39	40-49	50+	TOT
Dawson, Phil	0/0	5/6	9/10	6/12	1/1	21/29
Browns	0/0	5/6	9/10	6/12	1/1	21/29
Opponents	1/1	12/12	6/7	6/8	1/3	26/31

	TD	TD%	INT	INT%	LG	TKLD	RATING
Frye, Charlie	10	2.5	17	4.3	75	44/262	72.0
Anderson, Derek	5	4.3	8	6.8	54	8/66	63.1
Dorsey, Ken	0	0.0	0	0.0	0	1/7	39.6
Cribbs, Joshua	0	0.0	0	0.0	0	0/0	39.6
Winslow, Kellen	0	0.0	0	0.0	0	1/14	0.0
Browns	15	2.9	25	4.9	75	54/349	69.7
Opponents	20	4.0	18	3.6	77t	28/137	75.9



STAFF

PLAYERS

2017 SEASON

HISTORY

RECORDS

GAME DAY

2007 (10-6)

COACH: Romeo Crennel
DIVISION FINISH: 2nd AFC North
2007 USUAL STARTING LINEUPS

OFFENSE		DEFENSE	
WR 84	Joe Jurevicius	LDE 99	Orpheus Roye
LT 73	Joe Thomas	91	Shaun Smith
LG 65	Eric Steinbach	NT 78	Ethan Kelley
C 66	Hank Fraley	92	Ted Washington
RG 68	Seth McKinney	RDE 98	Robaire Smith
72	Ryan Tucker	LLB 55	Willie McGinest
RT 77	Kevin Shaffer	MLB 54	Andra Davis
TE 80	Kellen Winslow	WLB 58	D'Qwell Jackson
WR 17	Braylon Edwards	FLB 95	Kameron Wimbley
QB 3	Derek Anderson	LCB 28	Leigh Bodden
FB 47	Lawrence Vickers	RCB 24	Eric Wright
RB 31	Jamal Lewis	SS 26	Sean Jones
		FS 21	Brodney Pool

RADIO ANNOUNCERS:
 Jim Donovan, Doug Dieken (WMMS 100.7 FM, WTAM 1100 AM)

DATE	RESULT	OPPONENT	ATT
9/9	L, 7-34	Pittsburgh Steelers	73,089
9/16	W, 51-45	Cincinnati Bengals	72,801
9/23	L, 24-26	at Oakland Raiders	51,075
9/30	W, 27-13	Baltimore Ravens	73,024
10/7	L, 17-34	at New England Patriots	68,756
10/14	W, 41-31	Miami Dolphins	73,198
10/28	W, 27-20	at St. Louis Rams	62,777
11/4	W, 33-30 (OT)	Seattle Seahawks	72,927
11/11	L, 28-31	at Pittsburgh Steelers	64,781
11/18	W, 33-30 (OT)	at Baltimore Ravens	71,055
11/25	W, 27-17	Houston Texans	72,926
12/2	L, 21-27	at Arizona Cardinals	64,791
12/9	W, 24-18	at New York Jets	76,822
12/16	W, 8-0	Buffalo Bills	73,196
12/23	L, 14-19	at Cincinnati Bengals	66,023
12/30	W, 20-7	San Francisco 49ers	73,041

TEAM STATISTICS	BROWNS	OPPONENT
Total First Downs	315	335
Rushing	110	100
Passing	192	211
Penalty	13	24
3rd Down: Made/Att	86/204	79/215
3rd Down Pct.	42.2%	36.7%
4th Down: Made/Att	6/15	11/25
4th Down Pct.	40.0%	44.0%
Possession Avg.	29:10	30:50
Total Net Yards	5,621	5,753
Avg. Per Game	351.3	359.6
Total Plays	1,004	1,066
Avg. Per Play	5.6	5.4
Net Yards Rushing	1,895	2,072
Avg. Per Game	118.4	129.5
Total Rushes	440	460
Net Yards Passing	3,726	3,681
Avg. Per Game	232.9	230.1
Sacked/Yards Lost	19/140	28/186
Gross Yards	3,866	3,867
Attempts/Completions	545/305	578/340
Completion Pct.	56.0%	58.8%
Had Intercepted	20	17
Punts/Average	69/42.0	69/40.2
Net Punting Avg.	35.8	32.9
Penalties/Yards	114/868	80/581
Fumbles/Ball Lost	22/9	19/10
Touchdowns	46	41
Rushing	13	8
Passing	29	29
Returns	4	4

SCORE BY PERIODS	1ST	2ND	3RD	4TH	OT	TOT
Browns	60	144	87	105	6	— 402
Opponents	85	112	82	103	0	— 382

SCORING	TD	RU	PA	RT	PAT	FG	2PT	PTS
Dawson, Phil	0	0	0	0	42/43	26/30	0	120

PASSING	ATT	CMP	YDS	PCT	AVI/AT	TD	TD%	INT	INT%	LG	TKLD	RATING
Anderson, Derek	527	298	3,787	56.5	7.2	29	5.5	19	3.6	78t	14/109	82.5
Quinn, Brady	8	3	45	37.5	5.6	0	0.0	0	0.0	18	0/0	56.8
Frye, Charlie	10	4	34	40.0	3.4	0	0.0	1	10.0	15	5/31	10.0
Cribbs, Joshua	0	0	0	0.0	0.0	0	0.0	0	0.0	0	0/0	0.0
Browns	545	305	3,866	56.0	7.1	29	5.3	20	3.7	78t	19/140	80.7
Opponents	578	340	3,867	58.8	6.7	29	5.0	17	2.9	42	28/186	83.4

Edwards, Braylon	16	0	16	0	0/0	0/0	0	96
Lewis, Jamal	11	9	2	0	0/0	0/0	0	66
Winslow, Kellen	5	0	5	0	0/0	0/0	1	32
Jurevicius, Joe	3	0	3	0	0/0	0/0	1	20
Cribbs, Joshua	3	0	0	3	0/0	0/0	0	18
Anderson, Derek	3	3	0	0	0/0	0/0	0	18
Vickers, Lawrence	2	0	2	0	0/0	0/0	0	12
Pool, Brodney	1	0	0	1	0/0	0/0	0	6
Carter, Tim	1	0	1	0	0/0	0/0	0	6
Wright, Jason	1	1	0	0	0/0	0/0	0	6
Browns	46	13	29	4	42/43	26/30	2	402
Opponents	41	8	29	4	38/38	32/35	1	382

SACKS: K.Wimbley 5.0, R.Smith 4.0, A.Peek 4.0, L.Williams 4.0, W.McGinest 3.0, S.Smith 2.0, E.Wright 1.0, E.Kelley 1.0, M.Adams 1.0, D.Jackson 1.0, C.Thompson 1.0, S.Jones 0.5, O.Roye 0.5
Browns: 28.0, Opponents: 19.0

RUSHING	NO	YDS	AVG	LG	TD
Lewis, Jamal	298	1,304	4.4	66t	9
Wright, Jason	60	277	4.6	18	1
Harrison, Jerome	23	142	6.2	17	0
Anderson, Derek	32	70	2.2	11	3
Cribbs, Joshua	9	61	6.8	18	0
Vickers, Lawrence	15	43	2.9	7	0
Frye, Charlie	1	1	1.0	1	0
Zastudil, Dave	2	-3	-1.5	0	0
Browns	440	1,895	4.3	66t	13
Opponents	460	2,072	4.5	37	8

RECEIVING	NO	YDS	AVG	LG	TD
Winslow, Kellen	82	1,106	13.5	49	5
Edwards, Braylon	80	1,289	16.1	78t	16
Jurevicius, Joe	50	614	12.3	50	3
Lewis, Jamal	30	248	8.3	34	2
Wright, Jason	24	233	9.7	23	0
Vickers, Lawrence	13	91	7.0	25	2
Heiden, Steve	12	104	8.7	27	0
Carter, Tim	8	117	14.6	22	1
Cribbs, Joshua	3	37	12.3	18	0
Harrison, Jerome	2	19	9.5	15	0
Dinkins, Darnell	1	8	8.0	8	0
Browns	305	3,866	12.7	78t	29
Opponents	340	3,867	11.4	42	29

INTERCEPTIONS	NO	YDS	AVG	LG	TD
Bodden, Leigh	6	75	12.5	26	0
Jones, Sean	5	37	7.4	26	0
Pool, Brodney	2	103	51.5	100t	1
McDonald, Brandon	2	0	0.0	0	0
Jackson, D'Qwell	1	1	1.0	1	0
Wright, Eric	1	0	0.0	0	0
Browns	17	216	12.7	100t	1
Opponents	20	422	21.1	71t	2

PUNTING	NO	YDS	AVG	NET	TB	IN	LG	B
Zastudil, Dave	49	2,046	41.8	34.6	4	14	64	0
Player, Scott	13	593	45.6	40.3	2	6	57	0
Ernster, Paul	7	256	36.6	35.6	0	2	43	0
Browns	69	2,895	42.0	35.8	6	22	64	0
Opponents	69	2,774	40.2	32.9	5	19	69	0

PUNT RETURNS	NO	FC	YDS	AVG	LG	TD
Cribbs, Joshua	30	10	405	13.5	76t	1
Browns	30	10	405	13.5	76t	1
Opponents	34	8	308	9.1	94t	1

KICKOFF RETURNS	NO	YDS	AVG	LG	TD
Cribbs, Joshua	59	1,809	30.7	100t	2
Dinkins, Darnell	7	62	8.9	19	0
Wright, Jason	3	49	16.3	20	0
Friedman, Lennie	2	14	7.0	13	0
Jurevicius, Joe	1	9	9.0	9	0
Browns	72	1,943	27.0	100t	2
Opponents	76	1,590	20.9	65	0

FIELD GOALS	1-19	20-29	30-39	40-49	50+	TOT
Dawson, Phil	2/2	9/10	7/8	7/8	1/2	26/30
Browns	2/2	9/10	7/8	7/8	1/2	26/30
Opponents	1/1	12/12	11/11	8/11	0/0	32/35

STAFF

PLAYERS

2007 SEASON

HISTORY

RECORDS

GAME DAY



2008 (4-12)

COACH: Romeo Crennel
DIVISION FINISH: 4th AFC North
2008 USUAL STARTING LINEUPS

OFFENSE		DEFENSE	
WR 18	Donte' Stallworth	LE 99	Corey Williams
12	Syndric Steptoe	NT 92	Shaun Rogers
LT 73	Joe Thomas	RE 99	Shaun Smith
LG 65	Eric Steinbach	93	Louis Leonard
C 66	Hank Fraley	LOLB 55	Willie McGinest
RG 70	Rex Hadnot	MLB 54	Andra Davis
RT 77	Kevin Shaffer	WLB 52	D'Qwell Jackson
TE 80	Kellen Winslow	ROLB 95	Kameron Wimbley
82	Steve Heiden	LCB 24	Eric Wright
WR 17	Braylon Edwards	RCB 22	Brandon McDonald
QB 3	Derek Anderson	SS 26	Sean Jones
RB 31	Jamal Lewis	SS 20	Mike Adams
FB 47	Lawrence Vickers	FS 21	Brodney Pool
41	Charles Ali		

RADIO ANNOUNCERS:
 Jim Donovan, Doug Dieken (WMMMS 100.7 FM, WTAM 1100 AM)

DATE	RESULT	OPPONENT	ATT
9/7	L, 10-28	Dallas Cowboys	73,012
9/14	L, 6-10	Pittsburgh Steelers	73,048
9/21	L, 10-28	at Baltimore Ravens	71,104
9/28	W, 20-12	at Cincinnati Bengals	65,541
10/13	W, 35-14	New York Giants	73,102
10/19	L, 11-14	at Washington Redskins	90,487
10/26	W, 23-17	at Jacksonville Jaguars	64,775
11/2	L, 27-37	Baltimore Ravens	73,078
11/6	L, 30-34	Denver Broncos	73,141
11/17	W, 29-27	at Buffalo Bills	71,645
11/23	L, 6-16	Houston Texans	72,077
11/30	L, 6-10	Indianapolis Colts	72,411
12/7	L, 9-28	at Tennessee Titans	69,143
12/15	L, 10-30	at Philadelphia Eagles	69,144
12/21	L, 0-14	Cincinnati Bengals	72,361
12/28	L, 0-31	at Pittsburgh Steelers	63,553

TEAM STATISTICS	BROWNS	OPPONENT
Total First Downs	233	315
Rushing	84	125
Passing	127	176
Penalty	22	14
3rd Down: Made/Att	72/212	95/207
3rd Down Pct.	34.0	45.9
4th Down: Made/Att	6/14	11/17
4th Down Pct.	42.9	64.7
Possession Avg.	27.33	32.27
Total Net Yards	3,985	5,704
Avg. Per Game	249.1	356.5
Total Plays	921	1,004
Avg. Per Play	4.3	5.7
Net Yards Rushing	1,605	2,431
Avg. Per Game	100.3	151.9
Total Rushes	409	541
Net Yards Passing	2,380	3,273
Avg. Per Game	148.8	204.6
Sacked/Yards Lost	24/157	17/90
Gross Yards	2,537	3,363
Att./Completions	488/238	446/286
Completion Pct.	48.8	64.1
Had Intercepted	20	23
Punts/Average	76/45.3	59/40.7
Net Punting Avg.	76/39.3	59/34.1
Penalties/Yards	100/669	95/770
Fumbles/Ball Lost	17/6	19/8
Touchdowns	20	42
Rushing	6	16
Passing	11	19
Returns	3	7

SCORE BY PERIODS	1ST	2ND	3RD	4TH	OT	TOT
Browns	45	76	29	82	0	232
Opponents	51	119	74	106	0	350

SCORING	TD	RU	PA	RT	PAT	FG	2PT	PTS
Dawson, Phil	0	0	0	0	18/18	30/36	0	108
Lewis, Jamal	4	4	0	0	0/0	0/0	0	24
Edwards, Braylon	3	0	3	0	0/0	0/0	2	22
Cribbs, Joshua	3	1	1	1	0/0	0/0	0	18

PASSING	ATT	CMP	YDS	PCT	AVI/AT
Anderson, Derek	283	142	1,615	50.2	5.71
Dorsey, Ken	91	43	370	47.3	4.07
Quinn, Brady	89	45	518	50.6	5.82
Gradkowski, Bruce	21	7	26	33.3	1.24
Cribbs, Joshua	4	1	8	25.0	2.00
Browns	488	238	2,537	48.8	5.20
Opponents	446	286	3,363	64.1	7.54

Winslow, Kellen	3	0	3	0	0/0	0/0	0	18
Harrison, Jerome	2	1	1	0	0/0	0/0	0	12
Dinkins, Darnell	1	0	1	0	0/0	0/0	0	6
McDonald, Brandon	1	0	0	1	0/0	0/0	0	6
Stallworth, Donte'	1	0	1	0	0/0	0/0	0	6
Wright, Eric	1	0	0	1	0/0	0/0	0	6
Wright, Jason	1	0	1	0	0/0	0/0	0	6
Browns	20	6	11	3	18/18	30/36	2	232
Opponents	42	16	19	7	41/41	19/28	0	350

SACKS: S.Rogers 4.5, K.Wimbley 4.0, A.Hall 3.0, D.Jackson 2.0, B.Pool 1.0, W.McGinest 1.0, N.Sorensen 0.5, C.Williams 0.5, S.Thomas 0.5 **Browns: 17.0, Opponents: 24.0**

RUSHING	NO	YDS	AVG	LG	TD
Lewis, Jamal	279	1,002	3.6	29	4
Harrison, Jerome	34	246	7.2	72t	1
Cribbs, Joshua	29	167	5.8	27	1
Wright, Jason	23	85	3.7	11	0
Anderson, Derek	25	55	2.2	15	0
Vickers, Lawrence	10	31	3.1	10	0
Quinn, Brady	5	21	4.2	12	0
Gradkowski, Bruce	1	2	2.0	2	0
Dorsey, Ken	2	0	0.0	0	0
Stallworth, Donte'	1	-4	-4.0	-4	0
Browns	409	1,605	3.9	72t	6
Opponents	541	2,431	4.5	60	16

RECEIVING	NO	YDS	AVG	LG	TD
Edwards, Braylon	55	873	15.9	70	3
Winslow, Kellen	43	428	10.0	30	3
Heiden, Steve	23	249	10.8	51	0
Lewis, Jamal	23	178	7.7	18	0
Wright, Jason	22	156	7.1	17	1
Steptoe, Syndric	19	182	9.6	53	0
Stallworth, Donte'	17	170	10.0	19	1
Harrison, Jerome	12	116	9.7	23	1
Vickers, Lawrence	10	78	7.8	21	0
Dinkins, Darnell	5	41	8.2	22t	1
Ali, Charles	4	13	3.3	12	0
Cribbs, Joshua	2	18	9.0	17	1
Rucker, Martin	2	17	8.5	9	0
Sanders, Steve	1	18	18.0	18	0
Browns	238	2,537	10.7	70	11
Opponents	286	3,363	11.8	93t	19

INTERCEPTIONS	NO	YDS	AVG	LG	TD
McDonald, Brandon	5	146	29.2	98	1
Jones, Sean	4	27	6.8	20	0
Wright, Eric	3	131	43.7	94t	1
Pool, Brodney	3	45	15.0	24	0
Jackson, D'Qwell	3	29	9.7	16	0
Adams, Mike	2	18	9.0	18	0
Cousin, Terry	1	4	4.0	4	0
Davis, Andra	1	4	4.0	4	0
Wimbley, Kameron	1	2	2.0	2	0
Browns	23	406	17.7	98	2
Opponents	20	381	19.1	50t	5

PUNTING	NO	YDS	AVG	NET	TB	IN	LG	B
Zastudil, Dave	75	3,410	45.5	39.4	11	23	65	0
Dawson, Phil	1	33	33.0	33.0	0	1	33	0
Browns	76	3,443	45.3	39.3	11	24	65	0
Opponents	59	2,403	40.7	34.1	7	18	59	0

PUNT RETURNS	NO	FC	YDS	AVG	LG	TD
Cribbs, Joshua	28	7	228	8.1	32	0
Steptoe, Syndric	2	0	23	11.5	14	0
Browns	30	7	251	8.4	32	0
Opponents	32	7	235	7.3	44	0

KICKOFF RETURNS	NO	YDS	AVG	LG	TD
Cribbs, Joshua	44	1,110	25.2	92t	1
Dinkins, Darnell	3	37	12.3	14	0
Lawson, Gerard	3	72	24.0	43	0
Steptoe, Syndric	3	61	20.3	23	0
Ali, Charles	1	10	10.0	10	0
Cieslak, Brad	1	7	7.0	7	0
McKinney, Seth	1	0	0.0	0	0
Sowells, Isaac	1	0	0.0	0	0
Wright, Jason	1	15	15.0	15	0
Browns	58	1,312	22.6	92t	1
Opponents	53	1,228	23.2	98t	1

FIELD GOALS	1-19	20-29	30-39	40-49	50+	TOT
Dawson, Phil	0/0	10/10	12/14	5/6	3/6	30/36
Browns	0/0	10/10	12/14	5/6	3/6	30/36
Opponents	0/0	4/4	10/13	4/9	1/2	19/28

	TD	TD%	INT	INT%	LG	TKLD	RATING
Anderson, Derek	9	3.2	8	2.8	70	14/ 87	66.4
Dorsey, Ken	0	0.0	7	7.7	28	5/ 43	26.4
Quinn, Brady	2	2.2	2	2.2	42	1/ 9	66.6
Gradkowski, Bruce	0	0.0	3	14.3	12	4/ 18	28.8
Cribbs, Joshua	0	0.0	0	0.0	8	0/ 0	39.6
Browns	11	2.3	20	4.1	70	24/ 157	54.8
Opponents	19	4.3	23	5.2	93t	17/ 90	79.7



STAFF
PLAYERS
2017 SEASON
HISTORY
RECORDS
GAME DAY

2009 (5-11)

COACH: Eric Mangini
DIVISION FINISH: 4th AFC North
2009 USUAL STARTING LINEUPS

OFFENSE		DEFENSE	
WR 16	Joshua Cribbs	LE 90	Kenyon Coleman
LT 73	Joe Thomas	NT 92	Shaun Rogers
LG 65	Eric Steinbach	RE 98	Robaire Smith
C 55	Alex Mack	OLB 95	Kameron Wimbley
RG 77	Floyd Womack	ILB 96	David Bowens
RT 78	John St. Clair	ILB 50	Eric Barton
TE 84	Robert Royal	93	Jason Trusnik
WR 11	Mohamed Massaquoi	OLB 96	David Bowens
QB 10	Brady Quinn	LCB 24	Eric Wright
		RCB 22	Brandon McDonald
RB 31	Jamal Lewis	20	Mike Adams
		S 21	Brodrey Pool
35	Jerome Harrison	S 26	Abram Elam
FB 47	Lawrence Vickers		

RADIO ANNOUNCERS:
 Jim Donovan, Doug Dieken (WMMS 100.7 FM, WTAM 1100 AM)

DATE	RESULT	OPPONENT	ATT
9/13	L, 20-34	Minnesota Vikings	70,560
9/20	L, 6-27	at Denver Broncos	73,931
9/27	L, 3-34	at Baltimore Ravens	70,950
10/4	L, 20-23 (OT)	Cincinnati Bengals	69,844
10/11	W, 6-3	at Buffalo Bills	70,526
10/18	L, 14-27	at Pittsburgh Steelers	64,398
10/25	L, 3-31	Green Bay Packers	69,797
11/1	L, 6-30	at Chicago Bears	62,262
11/16	L, 0-16	Baltimore Ravens	69,023
11/22	L, 37-38	at Detroit Lions	43,170
11/29	L, 7-16	at Cincinnati Bengals	64,553
12/6	L, 23-30	San Diego Chargers	67,978
12/10	W, 13-6	Pittsburgh Steelers	69,009
12/20	W, 41-34	at Kansas City Chiefs	53,315
12/27	W, 23-9	Oakland Raiders	67,964
1/3	W, 23-17	Jacksonville Jaguars	66,935

TEAM STATISTICS	BROWNS	OPPONENT
Total First Downs	237	336
Rushing	102	120
Passing	118	189
Penalty	17	27
3rd Down: Made/Att	76/233	86/221
3rd Down Pct.	32.6	38.9
4th Down: Made/Att	10/15	10/20
4th Down Pct.	66.7	50.0
Possession Avg.	28:28	31:32
Total Net Yards	4,163	6,229
Avg. Per Game	260.2	389.3
Total Plays	971	1,072
Avg. Per Play	4.3	5.8
Net Yards Rushing	2,087	2,314
Avg. Per Game	130.4	144.6
Total Rushes	498	506
Net Yards Passing	2,076	3,915
Avg. Per Game	129.8	244.7
Sacked/Yards Lost	30/179	40/234
Gross Yards	2,255	4,149
Att./Completions	443/219	526/313
Completion Pct.	49.4	59.5
Had Intercepted	18	10
Punts/Average	94/42.3	77/43.1
Net Punting Avg.	94/37.8	77/35.4
Penalties/Yards	77/678	101/812
Fumbles/Ball Lost	21/13	17/9
Touchdowns	25	41
Rushing	10	15
Passing	11	22
Returns	4	4

SCORE BY PERIODS	1ST	2ND	3RD	4TH	OT	TOT
Browns	66	70	46	63	0	245
Opponents	65	132	87	88	3	375

SCORING	TD	RU	PA	RT	PAT	FG	2PT	PTS
Dawson, Phil	0	0	0	0	18/19	17/19	0	69
Harrison, Jerome	7	5	2	0	0/0	0/0	0	46
Cribbs, Joshua	6	1	1	4	0/0	0/0	0	36
Cundiff, Billy	0	0	0	0	4/4	6/6	0	22

PASSING	ATT	COMP	YDS	PCT	AV/AT	TD	TD%	INT	INT%	LG	TKLD	RATING
Quinn, Brady	256	136	1,339	53.1	5.23	8	3.1	7	2.7	59t	19/104	67.2
Anderson, Derek	182	81	888	44.5	4.88	3	1.6	10	5.5	43	11/75	62.1
Cribbs, Joshua	4	1	18	25.0	4.50	0	0.0	1	25.0	18	0/0	42.3
Dawson, Phil	1	1	10	100.0	10.00	0	0.0	0	0.0	10	0/0	108.3
Browns	443	219	2,255	49.4	5.09	11	2.5	18	4.1	59t	30/179	55.8
Opponents	526	313	4,149	59.5	7.89	22	4.2	10	1.9	75t	40/234	90.6

Massaquoi, Mohamed	3	0	3	0	0/0	0/0	0	18
Anderson, Derek	2	2	0	0	0/0	0/0	0	12
Stuckey, Chansi	1	0	1	0	0/0	0/0	0	6
Gaines, Michael	1	0	1	0	0/0	0/0	0	6
Heiden, Steve	1	0	1	0	0/0	0/0	0	6
Jennings, Chris	1	1	0	0	0/0	0/0	0	6
Quinn, Brady	1	1	0	0	0/0	0/0	0	6
Royal, Robert	1	0	1	0	0/0	0/0	0	6
Vickers, Lawrence	1	0	1	0	0/0	0/0	0	6
Lewis, Jamal	0	0	0	0	0/0	0/0	1	2
Browns	25	10	11	4	22/23	23/25	1	245
Opponents	41	15	22	4	39/41	30/36	0	375

SACKS: K.Wimbley 6.5, D.Bowens 5.5, M.Roth 4.0, C.Williams 4.0, M.Benard 3.5, J.Trusnik 2.5, K.Maiava 2.5, S.Rogers 2.0, R.Smith 1.5, B.Schaefering 1.5, K.Coleman 1.5, H.Poteat 1.0, M.Adams 1.0, B.Pool 1.0, A.Elam 1.0, B.McDonald 1.0 **Browns: 40.0, Opponents: 30.0**

RUSHING	NO	YDS	AVG	LG	TD
Harrison, Jerome	194	862	4.4	71t	5
Lewis, Jamal	143	500	3.5	18	0
Cribbs, Joshua	55	381	6.9	37	1
Jennings, Chris	63	220	3.5	16	1
Quinn, Brady	20	98	4.9	24	1
Davis, James	9	15	1.7	5	0
Anderson, Derek	10	8	0.8	3	2
Stuckey, Chansi	2	6	3.0	6	0
Hodges, Reggie	1	0	0.0	0	0
Massaquoi, Mohamed	1	-3	-3.0	-3	0
Browns	498	2,087	4.2	71t	10
Opponents	506	2,314	4.6	64t	15

RECEIVING	NO	YDS	AVG	LG	TD
Massaquoi, Mohamed	34	624	18.4	59t	3
Harrison, Jerome	34	220	6.5	18	2
Furrey, Mike	23	170	7.4	22	0
Cribbs, Joshua	20	135	6.8	35	1
Stuckey, Chansi	19	198	10.4	40t	1
Moore, Evan	12	158	13.2	24	0
Royal, Robert	11	134	12.2	29	1
Edwards, Braylon	10	139	13.9	24	0
Heiden, Steve	10	73	7.3	14	1
Jennings, Chris	9	56	6.2	19	0
Lewis, Jamal	8	88	11.0	19	0
Vickers, Lawrence	8	27	3.4	12	1
Robiskie, Brian	7	106	15.1	43	1
Gaines, Michael	5	59	11.8	24	1
Estandia, Greg	4	45	11.3	18	0
Davis, James	4	5	1.3	2	0
Quinn, Brady	1	18	18.0	18	0
Browns	219	2,255	10.3	59t	11
Opponents	313	4,149	13.3	75t	22

INTERCEPTIONS	NO	YDS	AVG	LG	TD
Wright, Eric	4	74	18.5	47	0
Pool, Brodney	4	33	8.3	32	0
McDonald, Brandon	1	39	39.0	39	0
Bowens, David	1	15	15.0	15	0
Browns	10	161	16.1	47	0
Opponents	18	281	15.6	48t	2

PUNTING	NO	YDS	AVG	NET	TB	IN	LG	B
Hodges, Reggie	45	1,789	39.8	36.4	3	15	54	0
Zastudil, Dave	49	2,188	44.7	39.1	5	25	60	0
Browns	94	3,977	42.3	37.8	8	40	60	0
Opponents	77	3,322	43.1	35.4	7	26	66	0

PUNT RETURNS	NO	FC	YDS	AVG	LG	TD
Cribbs, Joshua	38	3	452	11.9	67t	1
Lawson, Gerard	1	0	4	4.0	4	0
Browns	39	3	456	11.7	67t	1
Opponents	40	21	262	6.6	36	0

KICKOFF RETURNS	NO	YDS	AVG	LG	TD
Cribbs, Joshua	56	1,542	27.5	103t	3
Lawson, Gerard	5	43	8.6	13	0
Harrison, Jerome	3	55	18.3	39	0
Elam, Abram	1	0	0.0	0	0
Estandia, Greg	1	9	9.0	9	0
Furrey, Mike	1	12	12.0	12	0
Trusnik, Jason	1	9	9.0	9	0
Vickers, Lawrence	1	0	0.0	0	0
Browns	69	1,670	24.2	103t	3
Opponents	52	984	18.9	46	0

FIELD GOALS	1-19	20-29	30-39	40-49	50+	TOT
Dawson, Phil	0/0	7/7	5/5	5/6	0/1	17/19
Cundiff, Billy	1/1	4/4	1/1	0/0	0/0	6/6
Browns	1/1	11/11	6/6	5/6	0/1	23/25
Opponents	1/1	7/8	15/18	5/6	2/3	30/36



2010 (5-11)

COACH: Eric Mangini
DIVISION FINISH: 3rd AFC North
2010 USUAL STARTING LINEUPS

OFFENSE		DEFENSE	
WR 11	Mohamed Massaquoi	LE 90	Kenyon Coleman
LT 73	Joe Thomas	NT 71	Ahyba Rubin
LG 65	Eric Steinbach	RE 91	Brian Schaefering
C 55	Alex Mack	OLB 53	Matt Roth
RG 77	Floyd Womack	ILB 51	Chris Gocong
RT 78	John St. Clair	ILB 50	Eric Barton
TE 82	Benjamin Watson	OLB 99	Scott Fujita
WR 80	Brian Robiskie	LCB 21	Eric Wright
QB 12	Colt McCoy	RCB 24	Sheldon Brown
RB 40	Peyton Hillis	S 43	T.J. Ward
FB 47	Lawrence Vickers	S 26	Abram Elam

RADIO ANNOUNCERS:
 Jim Donovan, Doug Dieken (WMMS 100.7 FM, WTAM 1100 AM)

DATE	RESULT	OPPONENT	ATT
9/12	L, 14-17	at Tampa Bay Buccaneers	47,211
9/19	L, 14-16	Kansas City Chiefs	65,377
9/26	L, 17-24	at Baltimore Ravens	71,119
10/3	W, 23-20	Cincinnati Bengals	66,731
10/10	L, 10-20	Atlanta Falcons	65,290
10/17	L, 10-28	at Pittsburgh Steelers	65,168
10/24	W, 30-17	at New Orleans Saints	70,077
11/7	W, 34-14	New England Patriots	66,292
11/14	L, 20-26 (OT)	New York Jets	67,449
11/21	L, 20-24	at Jacksonville Jaguars	62,254
11/28	W, 24-23	Carolina Panthers	64,463
12/5	W, 13-10	at Miami Dolphins	65,942
12/12	L, 6-13	at Buffalo Bills	50,861
12/19	L, 17-19	at Cincinnati Bengals	56,342
12/26	L, 10-20	Baltimore Ravens	65,028
1/2	L, 9-41	Pittsburgh Steelers	68,303

TEAM STATISTICS

	BROWNS	OPPONENT
Total First Downs	265	317
Rushing	87	102
Passing	154	195
Penalty	24	20
3rd Down: Made/Att	75/202	96/224
3rd Down Pct.	37.1	42.9
4th Down: Made/Att	5/7	11/15
4th Down Pct.	71.4	73.3
Possession Avg.	27:55	32:05
Total Net Yards	4,635	5,601
Avg. Per Game	269.7	350.1
Total Plays	927	1,041
Avg. Per Play	5.0	5.4
Net Yards Rushing	1,646	2,070
Avg. Per Game	102.9	129.4
Total Rushes	413	505
Net Yards Passing	2,989	3,531
Avg. Per Game	186.8	220.7
Sacked/Yards Lost	36/214	29/178
Gross Yards	3,203	3,709
Att./Completions	478/296	507/309
Completion Pct.	61.9	60.9
Had Intercepted	18	19
Punts/Average	78/43.9	64/44.0
Net Punting Avg.	39.0	37.8
Penalties/Yards	78/675	85/741
Fumbles/Ball Lost	29/11	16/9
Touchdowns	29	36
Rushing	13	7
Passing	13	26
Returns	3	3

SCORE BY PERIODS

	1ST	2ND	3RD	4TH	OT	TOT
Browns	77	91	37	66	0	271
Opponents	40	134	47	105	6	332

SCORING

	TD	RU	PA	RT	PAT	FG	2PT	PTS
Dawson, Phil	0	0	0	0	28/28	23/28	0	97
Hillis, Peyton	13	11	2	0	0/0	0/0	0	78
Robiskie, Brian	3	0	3	0	0/0	0/0	0	18
Watson, Benjamin	3	0	3	0	0/0	0/0	0	18
Massaquoi, Mohamed	2	0	2	0	0/0	0/0	0	12
Bowens, David	2	0	0	2	0/0	0/0	0	12
Royal, Robert	1	0	1	0	0/0	0/0	0	6
McCoy, Colt	1	0	1	0	0/0	0/0	0	6
Cribbs, Joshua	1	0	1	0	0/0	0/0	0	6

	PASSING	ATT	CMP	YDS	PCT	AVI/AT	TD	TD%	INT	INT%	LG	TKLD	RATING
McCoy, Colt	222	135	1,576	60.8	7.1	6	2.7	9	4.1	47	23/132	74.5	
Delhomme, Jake	149	93	872	62.4	5.9	2	1.3	7	4.7	49	6/49	63.4	
Wallace, Seneca	101	64	694	63.4	6.9	4	4.0	2	2.0	65t	6/33	88.5	
Massaquoi, Mohamed	1	1	29	100.0	29.0	1	100.0	0	0.0	29t	0/0	158.3	
Cribbs, Joshua	3	2	19	66.7	6.3	0	0.0	0	0.0	10	1/0	84.0	
Hillis, Peyton	2	1	13	50.0	6.5	0	0.0	0	0.0	13	0/0	70.0	
Browns	478	296	3,203	61.9	6.7	13	2.7	18	3.8	65t	36/214	75.0	
Opponents	507	309	3,709	60.9	7.3	26	5.1	19	3.7	78t	29/178	84.8	

Elam, Abram 1 0 0 1 0/0 0/0 0 6
 Stuckey, Chansi 1 1 0 0 0/0 0/0 0 6
 Moore, Evan 29 13 3 28/28 23/28 0 271
 Browns 36 7 26 3 35/35 27/36 0 332
SACKS: M. Benard 7.5, S. Fujita 3.5, M. Roth 3.5, K. Coleman 2.5, A. Rubin 2.0, A. Elam 2.0, S. Rogers 2.0, C. Gocong 2.0, M. Adams 1.0, J. Trusnik 1.0, J. Haden 1.0, D. Bowens 0.5, D. Robinson 0.5 **Browns: 29.0, Opponents: 36.0**

RUSHING

	NO	YDS	AVG	LG	TD
Hillis, Peyton	270	1,177	4.4	48	11
McCoy, Colt	28	136	4.9	18	1
Harrison, Jerome	31	91	2.9	39	0
Bell, Mike	31	71	2.3	11	0
Hodges, Reggie	1	68	68.0	68	0
Cribbs, Joshua	20	66	3.3	19	0
Vickers, Lawrence	5	11	2.2	3	0
Wallace, Seneca	7	9	1.3	6	0
Davis, James	4	9	2.3	4	0
Stuckey, Chansi	3	9	3.0	11t	1
Mitchell, Carlton	1	9	9.0	9	0
Clayton, Thomas	1	0	0.0	0	0
Watson, Benjamin	1	-1	-1.0	-1	0
Delhomme, Jake	8	-2	-0.3	2	0
Massaquoi, Mohamed	1	-3	-3.0	-3	0
Figurs, Yaron	1	-4	-4.0	-4	0
Browns	413	1,646	4.0	68	13
Opponents	505	2,070	4.1	55	7

RECEIVING

	NO	YDS	AVG	LG	TD
Watson, Benjamin	68	763	11.2	44	3
Hillis, Peyton	61	477	7.8	47	2
Stuckey, Chansi	40	346	8.7	25	0
Massaquoi, Mohamed	36	483	13.4	41t	2
Cribbs, Brian	29	310	10.7	46t	3
Rubins, Joshua	23	292	12.7	65t	1
Moore, Evan	16	322	20.1	49	1
Bell, Mike	6	62	10.3	28	0
Royal, Robert	5	56	11.2	20t	1
Harrison, Jerome	4	42	10.5	23	0
Vickers, Lawrence	4	15	3.8	10	0
McCoy, Colt	1	13	13.0	13	0
Wallace, Seneca	1	9	9.0	9	0
Aiken, Sam	1	7	7.0	7	0
Smith, Alex	1	6	6.0	6	0
Browns	296	3,203	10.8	65t	13
Opponents	309	3,709	12.0	78t	26

INTERCEPTIONS

	NO	YDS	AVG	LG	TD
Haden, Joe	6	101	16.8	62	0
Bowens, David	2	94	47.0	64t	2
Adams, Mike	2	51	25.5	26	0
Ward, T.J.	2	39	19.5	23	0
Elam, Abram	2	18	9.0	18	0
Brown, Sheldon	2	0	0.0	0	0
Fujita, Scott	1	16	16.0	16	0
Rubin, Ahyba	1	1	1.0	1	0
Wright, Eric	1	0	0.0	0	0
Browns	19	320	16.8	64t	2
Opponents	18	267	14.8	64	3

PUNTING

	NO	YDS	AVG	NET	TB	IN	LG	B
Hodges, Reggie	78	3,424	43.9	39.0	5	29	59	0
Browns	78	3,424	43.9	39.0	5	29	59	0
Opponents	64	2,817	44.0	37.8	8	27	61	0

PUNT RETURNS

	NO	FC	YDS	AVG	LG	TD
Cribbs, Joshua	20	6	168	8.4	17	0
Stuckey, Chansi	2	3	5	2.5	5	0
Wright, Eric	0	0	62	0	62	0
Smith, Clifton	0	2	0	0	0	0
Browns	22	11	235	10.7	62	0
Opponents	40	13	285	7.1	33	0

KICKOFF RETURNS

	NO	YDS	AVG	LG	TD
Cribbs, Joshua	40	814	20.4	37	0
Smith, Clifton	5	92	18.4	26	0
Bell, Mike	5	55	11.0	31	0
Haden, Joe	4	96	24.0	32	0
Ventronne, Ray	4	47	11.8	17	0
Harrison, Jerome	4	32	8.0	10	0
Benard, Marcus	4	26	6.5	11	0
Vickers, Lawrence	1	13	6.5	10	0
Davis, James	1	11	11.0	11	0
Gocong, Chris	1	5	5.0	5	0
Browns	70	1,191	17.0	37	0
Opponents	54	959	17.8	32	0

FIELD GOALS

	1-19	20-29	30-39	40-49	50+	TOT
Dawson, Phil	3/3	7/7	10/10	3/5	0/3	23/28
Browns	3/3	7/7	10/10	3/5	0/3	23/28
Opponents	1/1	11/12	6/7	8/14	1/2	27/36



STAFF

PLAYERS

2017 SEASON

HISTORY

RECORDS

GAME DAY

2011 (4-12)

COACH: Pat Shurmur
 DIVISION FINISH: 4th AFC North
 2011 USUAL STARTING LINEUPS

OFFENSE		DEFENSE	
WR 11	Mohamed Massaquoi	LE 97	Jabaal Sheard
LT 73	Joe Thomas	DT 98	Phil Taylor
LG 62	Jason Pinkston	DT 71	Ahtyba Rubin
C 55	Alex Mack	RE 92	Jayme Mitchell
RG 66	Shawn Lauvaio	SLB 99	Scott Fujita
RT 79	Tony Pashos	MLB 52	D'Qwell Jackson
TE 82	Benjamin Watson	WLB 51	Chris Gocong
WR 15	Greg Little	LGB 23	Joe Haden
OB 12	Colt McCoy	RCB 24	Sheldon Brown
RB 40	Peyton Hillis	FS 20	Mike Adams
WR 16	Joshua Cribbs	SS 43	T.J. Ward
			Usama Young

RADIO ANNOUNCERS:
 Jim Donovan, Doug Dieken (WMMS 100.7 FM, WTAM 1100 AM)

DATE	RESULT	OPPONENT	ATT
9/11	L, 17-27	Cincinnati Bengals	67,321
9/18	W, 27-19	at Indianapolis Colts	65,035
9/25	W, 17-16	Miami Dolphins	66,651
10/2	L, 13-31	Tennessee Titans	66,240
10/16	L, 17-24	at Oakland Raiders	57,300
10/23	W, 6-3	Seattle Seahawks	66,350
10/30	L, 10-20	at San Francisco 49ers	69,732
11/6	L, 12-30	at Houston Texans	71,511
11/13	L, 12-13	St. Louis Rams	64,900
11/20	W, 14-10	Jacksonville Jaguars	63,498
11/27	L, 20-23	at Cincinnati Bengals	48,260
12/4	L, 10-24	Baltimore Ravens	63,648
12/6	L, 3-14	at Pittsburgh Steelers	60,754
12/18	L, 17-20 (OT)	at Arizona Cardinals	60,443
12/24	L, 14-20	at Baltimore Ravens	71,083
1/1	L, 9-13	Pittsburgh Steelers	68,266

TEAM STATISTICS	BROWNS	OPPONENT
Total First Downs	278	301
Rushing	77	124
Passing	173	149
Penalty	28	28
3rd Down: Made/Att	92/238	95/230
3rd Down Pct.	38.7	41.3
4th Down: Made/Att	10/18	6/14
4th Down Pct.	55.6	42.9
Possession Avg.	29:07	30:53
Total Net Yards	4,621	5,318
Avg. Per Game	288.8	332.4
Total Plays	1,024	1,035
Avg. Per Play	4.5	5.1
Net Yards Rushing	1,531	2,359
Avg. Per Game	95.7	147.4
Total Rushes	415	534
Net Yards Passing	3,090	2,959
Avg. Per Game	193.1	184.9
Sacked/Yards Lost	39/210	32/199
Gross Yards	3,300	3,158
Att./Completions	570/320	469/265
Completion Pct.	56.1	56.5
Had Intercepted	13	9
Punts/Average	89/40.1	76/46.1
Net Punting Avg.	36.3	37.9
Penalties/Yards	95/847	90/726
Fumbles/Ball Lost	22/6	20/11
Touchdowns	21	31
Rushing	4	12
Passing	16	16
Returns	1	3

SCORE BY PERIODS	1ST	2ND	3RD	4TH	OT	TOT
Browns	26	83	35	74	0	218
Opponents	82	94	62	66	3	307

SCORING	TD	RU	PA	RT	PAT	FG	2PT	PTS
Dawson, Phil	0	0	0	0	20/20	24/29	0	92
Cribbs, Joshua	5	0	4	1	0/0	0/0	0	30
Moore, Evan	4	0	4	0	0/0	0/0	0	24

Hillis, Peyton	3	3	0	0	0/0	0/0	0	18
Little, Greg	2	0	2	0	0/0	0/0	0	12
Massaquoi, Mohamed	2	0	2	0	0/0	0/0	0	12
Watson, Benjamin	2	0	2	0	0/0	0/0	0	12
Norwood, Jordan	1	0	1	0	0/0	0/0	0	6
Ogbonnaya, Chris	1	1	0	0	0/0	0/0	0	6
Smith, Alex	1	0	1	0	0/0	0/0	0	6
Browns	21	4	16	1	20/20	24/29	0	218
Opponents	31	12	16	3	31/31	30/34	0	307

SACKS: J. Sheard 8.5, A. Rubin 5.0, P. Taylor 4.0, D. Jackson 3.5, C. Gocong 3.5, J. Mitchell 1.5, S. Paxson 1.0, T. Brown 1.0, J. Haden 1.0, T. Ward 1.0, Team 1.0, M. Benard 0.5, B. Schaefering 0.5
Browns: 32.0, Opponents: 39.0

RUSHING	NO	YDS	AVG	LG	TD
Hillis, Peyton	161	587	3.6	24t	3
Ogbonnaya, Chris	73	334	4.6	40	1
Hardesty, Montario	88	266	3.0	19	0
McCoy, Colt	61	212	3.5	20	0
Wallace, Seneca	7	70	10.0	27	0
Cribbs, Joshua	7	25	3.6	15	0
Little, Greg	3	15	5.0	13	0
Clayton, Thomas	8	12	1.5	4	0
Marecic, Owen	4	8	2.0	3	0
Smith, Armond	3	2	0.7	6	0
Browns	415	1,531	3.7	40	4
Opponents	534	2,359	4.4	67	12

RECEIVING	NO	YDS	AVG	LG	TD
Little, Greg	61	709	11.6	76t	2
Cribbs, Joshua	41	518	12.6	45t	4
Watson, Benjamin	37	410	11.1	34t	2
Moore, Evan	34	324	9.5	33	4
Massaquoi, Mohamed	31	384	12.4	56	2
Norwood, Jordan	23	268	11.7	51	1
Ogbonnaya, Chris	23	165	7.2	19	0
Hillis, Peyton	22	130	5.9	52	0
Smith, Alex	14	131	9.4	20	1
Hardesty, Montario	14	122	8.7	27	0
Cameron, Jordan	6	33	5.5	15	0
Marecic, Owen	5	31	6.2	11	0
Mitchell, Carlton	3	31	10.3	19	0
Robiskie, Brian	3	25	8.3	14	0
Wallace, Seneca	1	21	21.0	21	0
Clayton, Thomas	1	3	3.0	3	0
McCoy, Colt	1	-5	-5.0	-5	0
Browns	320	3,300	10.3	76t	16
Opponents	265	3,158	11.9	80t	16

INTERCEPTIONS	NO	YDS	AVG	LG	TD
Adams, Mike	3	33	11.0	29	0
Brown, Sheldon	2	0	0.0	0	0
Young, Usama	1	28	28.0	28	0
Jackson, D'Qwell	1	24	24.0	24	0
Skrine, Buster	1	5	5.0	5	0
Fujita, Scott	1	3	3.0	3	0
Browns	9	93	10.3	29	0
Opponents	13	241	18.5	97t	1

PUNTING	NO	YDS	AVG	NET	TB	IN	LG	B
Maynard, Brad	81	3,282	40.5	36.7	1	32	63	0
McGee, Richmond	8	288	36.0	31.6	1	0	48	0
Browns	89	3,570	40.1	36.3	2	32	63	0
Opponents	76	3,505	46.1	37.9	10	19	67	0

PUNT RETURNS	NO	FC	YDS	AVG	LG	TD
Cribbs, Joshua	34	8	388	11.4	84t	1
Norwood, Jordan	4	1	35	8.8	14	0
Browns	38	9	423	11.1	84t	1
Opponents	26	28	303	11.7	68t	1

KICKOFF RETURNS	NO	YDS	AVG	LG	TD
Cribbs, Joshua	39	974	25.0	63	0
Marecic, Owen	4	46	11.5	13	0
Skrine, Buster	3	72	24.0	32	0
Adams, Mike	2	42	21.0	30	0
Browns	48	1,134	23.6	63	0
Opponents	46	1,055	22.9	101t	1

FIELD GOALS	1-19	20-29	30-39	40-49	50+	TOT
Dawson, Phil	0/0	7/9	3/4	7/8	7/8	24/29
Browns	0/0	7/9	3/4	7/8	7/8	24/29
Opponents	1/1	14/14	6/7	7/9	2/3	30/34

PASSING	ATT	CMP	YDS	PCT	AV/AT	TD	TD%	INT	INT%	LG	TKLD	RATNG
McCoy, Colt	463	265	2,733	57.2	5.9	14	3.0	11	2.4	56	32/173	74.6
Wallace, Seneca	107	55	567	51.4	5.3	2	1.9	2	1.9	76t	6/30	65.5
Cribbs, Joshua	0	0	0	0.0	0.0	0	0.0	0	0.0	0	1/7	0.0
Browns	570	320	3,300	56.1	5.8	16	2.8	13	2.3	76t	39/210	72.8
Opponents	469	265	3,158	56.5	6.7	16	3.4	9	1.9	80t	32/199	80.6



2012 (5-11)

COACH: Pat Shurmur
DIVISION FINISH: 4th AFC North
2012 USUAL STARTING LINEUPS

OFFENSE		DEFENSE	
WR 15	Greg Little	LE 97	Jabaal Sheard
LT 73	Joe Thomas	DT 98	Phil Taylor
LG 77	John Greco	DT 71	Ahtyba Rubin
C 55	Alex Mack	RE 92	Frostee Rucker
RG 66	Shawn Lauvaio	SLB 50	James-Michael Johnson
RT 72	Mitchell Schwartz	MLB 52	D'Qwell Jackson
TE 82	Benjamin Watson	WB 56	Kalka Maiva
WR 13	Josh Gordon	LCB 23	Joe Haden
QB 3	Brandon Weeden	RCB 24	Sheldon Brown
RB 33	Trent Richardson	FSB 28	Usama Young
TE 84	Jordan Cameron	SS 43	T.J. Ward

RADIO ANNOUNCERS:
 Jim Donovan, Doug Dieken (WMMS 100.7 FM, WTAM 1100 AM)

DATE	RESULT	OPPONENT	ATT
9/9	L, 16-17	Philadelphia Eagles	68,693
9/16	L, 27-34	at Cincinnati Bengals	63,036
9/23	L, 14-24	Buffalo Bills	69,353
9/27	L, 16-23	at Baltimore Ravens	70,944
10/7	L, 27-41	at New York Giants	79,911
10/14	W, 34-24	Cincinnati Bengals	67,060
10/21	L, 13-17	at Indianapolis Colts	64,560
10/28	W, 7-6	San Diego Chargers	65,337
11/4	L, 15-25	Baltimore Ravens	65,449
11/18	L, 20-23 (OT)	at Dallas Cowboys	81,936
11/25	W, 20-14	Pittsburgh Steelers	69,661
12/2	W, 20-17	at Oakland Raiders	43,641
12/9	W, 30-7	Kansas City Chiefs	62,422
12/16	L, 21-38	Washington Redskins	65,083
12/23	L, 12-34	at Denver Broncos	76,351
12/30	L, 10-24	at Pittsburgh Steelers	51,831

TEAM STATISTICS	BROWNS	OPPONENT
Total First Downs	279	345
Rushing	71	104
Passing	185	203
Penalty	23	38
3rd Down: Made/Att	67/218	85/223
3rd Down Pct.	30.7	38.1
4th Down: Made/Att	7/16	7/11
4th Down Pct.	43.8	63.6
Possession Avg.	27:59	32:01
Total Net Yards	5,028	5,821
Avg. Per Game	314.3	363.8
Total Plays	998	1,095
Avg. Per Play	5.0	5.3
Net Yards Rushing	1,593	1,898
Avg. Per Game	99.6	118.6
Total Rushes	396	457
Net Yards Passing	3,435	3,923
Avg. Per Game	214.7	245.2
Sacked/Yards Lost	36/233	38/233
Gross Yards	3,668	4,156
Att./Completions	566/328	600/378
Completion Pct.	58.0	63.0
Had Intercepted	18	17
Punts/Average	90/41.8	88/46.0
Net Punting Avg.	90/37.1	88/37.0
Penalties/Yards	113/1,005	120/1008
Fumbles/Ball Lost	22/8	25/12
Touchdowns	31	44
Rushing	12	14
Passing	16	27
Returns	3	3

SCORE BY PERIODS	1ST	2ND	3RD	4TH	OT	TOT
Browns	50	89	69	94	0	302
Opponents	84	96	75	110	3	368

SCORING	TD	RU	PA	RT	PAT	FG	2PT	PTS
Dawson, Phil	0	0	0	0	29/29	29/31	0	116
Richardson, Trent	12	11	1	0	0/0	0/0	0	72
Gordon, Josh	5	0	5	0	0/0	0/0	0	30
Little, Greg	4	0	4	0	0/0	0/0	0	24
Benjamin, Travis	3	0	2	1	0/0	0/0	0	18

PASSING	ATT	CMP	YDS	PCT	AV/AT	TD	TD%	INT	INT%	LG	TKLD	RATNG
Weeden, Brandon	517	297	3,385	57.4	6.55	14	2.7	17	3.3	71t	28/186	72.6
Lewis, Thaddeus	32	22	204	68.8	6.38	1	3.1	1	3.1	23	3/14	83.3
McCoy, Colt	17	9	79	52.9	4.65	1	5.9	0	0.0	21	4/25	85.2
Browns	566	328	3,668	58.0	6.48	16	2.8	18	3.2	71t	36/233	73.5
Opponents	600	378	4,156	63.0	6.93	27	4.5	17	2.8	64t	38/233	86.6

Watson, Benjamin	3	0	3	0	0/0	0/0	0	18
Brown, Sheldon	1	0	0	1	0/0	0/0	0	6
Cameron, Jordan	1	0	1	0	0/0	0/0	0	6
Hardesty, Montario	1	1	0	0	0/0	0/0	0	6
Jackson, D'Qwell	1	0	0	1	0/0	0/0	0	6
Browns	31	12	16	3	29/29	29/31	0	302
Opponents	44	14	27	3	42/42	20/24	0	368

SACKS: J. Sheard 7, J. Parker 6, F. Rucker 4, D. Jackson 3.5, J. Hughes 3.0, K. Maiva 2.0, A. Rubin 2.0, U. Young 1.5, S. Brown 1.0, L.J. Fort 1.0, S. Fujita 1.0, C. Robertson 1.0, E. Stephens 1.0, P. Taylor 1.0, T.J. Ward 1.0, B. Winn 1.0, Team 1

Browns: 38.0, Opponents: 36.0

RUSHING	NO	YDS	AVG	LG	TD
Richardson, Trent	267	950	3.6	32t	11
Hardesty, Montario	65	271	4.2	25	1
Weeden, Brandon	27	111	4.1	25	0
Benjamin, Travis	6	66	11.0	35	0
Jackson, Brandon	8	54	6.8	25	0
Cribbs, Josh	6	42	7.0	16	0
Ventrone, Ray	1	35	35.0	35	0
Ogbonnaya, Chris	8	30	3.8	9	0
Little, Greg	2	15	7.5	17	0
McCoy, Colt	4	15	3.8	15	0
Lewis, Thaddeus	1	3	3.0	3	0
Norwood, Jordan	1	1	1.0	1	0
Browns	396	1,593	4.0	35	12
Opponents	457	1,898	4.2	80t	14

RECEIVING	NO	YDS	AVG	LG	TD
Little, Greg	53	647	12.2	43	4
Richardson, Trent	51	367	7.2	27	1
Gordon, Josh	50	805	16.1	71t	5
Watson, Benjamin	49	501	10.2	27	3
Ogbonnaya, Chris	24	187	7.8	38	0
Cameron, Jordan	20	226	11.3	28	2
Benjamin, Travis	18	296	16.6	69t	1
Massaquoi, Mohamed	17	254	14.9	54	0
Norwood, Jordan	13	137	10.5	27	0
Smith, Alex	13	47	3.6	17	0
Cooper, Josh	8	106	13.3	28	0
Cribbs, Josh	7	63	9.0	24	0
Jackson, Brandon	2	20	10.0	14	0
Hardesty, Montario	2	16	8.0	9	0
Smelley, Brad	1	3	3.0	3	0
Weeden, Brandon	0	-9	-9.0	-9	0
Browns	328	3,668	11.2	71t	16
Opponents	378	4,156	11.0	64t	27

INTERCEPTIONS	NO	YDS	AVG	LG	TD
Haden, Joe	3	64	21.3	50	0
Young, Usama	3	44	14.7	44	0
Brown, Sheldon	3	20	6.7	19t	1
Jackson, D'Qwell	2	31	15.5	27t	1
Robertson, Craig	2	1	0.5	1	0
Ward, T.J.	1	37	37.0	37	0
Gipson, Tashawn	1	23	23.0	23	0
Fort, L.J.	1	10	10.0	10	0
Winn, Billy	1	0	0.0	0	0
Browns	17	230	13.5	50	2
Opponents	18	296	16.4	63t	2

PUNTING	NO	YDS	AVG	NET	TB	IN	LG	B
Hodges, Reggie	90	3,766	41.8	37.1	4	29	58	0
Browns	90	3,766	41.8	37.1	4	29	58	0
Opponents	88	4,044	46.0	37.0	9	27	66	0

PUNT RETURNS	NO	FC	YDS	AVG	LG	TD
Cribbs, Joshua	38	8	457	12.0	60	0
Benjamin, Travis	3	1	149	49.7	93t	1
Browns	41	9	606	14.8	93t	1
Opponents	34	26	343	10.1	81t	1

KICKOFF RETURNS	NO	YDS	AVG	LG	TD
Cribbs, Joshua	43	1,178	27.4	74	0
Benjamin, Travis	3	76	25.3	29	0
Hagg, Eric	2	8	4.0	5	0
Johnson, James-Michael	1	0	0.0	0	0
Stephens, Emmanuel	1	7	7.0	7	0
Browns	50	1,269	25.4	74	0
Opponents	43	853	19.8	34	0

FIELD GOALS	1-19	20-29	30-39	40-49	50+	TOT
Dawson, Phil	0/0	8/9	8/9	6/6	7/7	29/31
Browns	0/0	8/9	8/9	6/6	7/7	29/31
Opponents	0/0	2/3	7/7	10/12	1/2	20/24



2013 (4-12)

COACH: Rob Chudzinski
DIVISION FINISH: 4th AFC North
2013 USUAL STARTING LINEUPS

OFFENSE		DEFENSE	
WR 12	Josh Gordon	RE 92	Desmond Bryant
LT 73	Joe Thomas	NT 98	Phil Taylor
LG 77	John Greco	LE 71	Ahtyba Rubin
C 55	Alex Mack	OLB 97	Jabaal Sheard
RG 66	Shawn Lauvaio	ILB 53	Craig Robertson
RT 72	Mitchell Schwartz	ILB 52	D'Qwell Jackson
TE 84	Jordan Cameron	OLB 99	Paul Kruger
WR 18	Greg Little	LCB 23	Joe Haden
QB 17	Jason Campbell	RCB 22	Buster Skrine
RB 26	Willis McGahee	FS 39	Tashaun Gipson
FB 25	Chris Ogbonnaya	SS 43	T.J. Ward
TE 82	Gary Barnidge		

RADIO ANNOUNCERS:
 Jim Donovan, Doug Dieken (92.3 The Fan WKRC-FM, ESPN 850 WKRN, WNCX 98.5 FM)

DATE	RESULT	OPPONENT	ATT
9/8	L, 10-23	Miami Dolphins	71,513
9/15	L, 6-14	at Baltimore Ravens	71,098
9/22	W, 31-27	at Minnesota Vikings	63,672
9/29	W, 17-6	Cincinnati Bengals	71,481
10/3	W, 37-24	Buffalo Bills	71,239
10/13	L, 17-31	Detroit Lions	71,513
10/20	L, 13-31	at Green Bay Packers	77,804
10/27	L, 17-23	at Kansas City Chiefs	74,307
11/3	W, 24-18	Baltimore Ravens	71,513
11/17	L, 20-41	at Cincinnati Bengals	63,866
11/24	L, 11-27	Pittsburgh Steelers	71,513
12/1	L, 28-32	Jacksonville Jaguars	69,854
12/8	L, 26-27	at New England Patriots	68,756
12/15	L, 31-38	Chicago Bears	71,513
12/22	L, 13-24	at New York Jets	76,957
12/29	L, 7-20	at Pittsburgh Steelers	56,361

TEAM STATISTICS	BROWNS	OPPONENT
Total First Downs	301	328
Rushing	77	103
Passing	200	197
Penalty	24	28
3rd Down: Made/Att	83/237	109/244
3rd Down Pct.	35.0	44.7
4th Down: Made/Att	14/31	4/9
4th Down Pct.	45.2	44.4
Possession Avg.	28:41	31:19
Total Net Yards	5,423	5,319
Avg. Per Game	338.9	332.4
Total Plays	1,078	1,107
Avg. Per Play	5.0	4.8
Net Yards Rushing	1,383	1,781
Avg. Per Game	86.4	111.3
Total Rushes	348	462
Net Yards Passing	4,040	3,538
Avg. Per Game	252.5	221.1
Sacked/Yards Lost	49/332	40/185
Gross Yards	4,372	3,723
Att./Completions	681/379	605/363
Completion Pct.	55.7	60.0
Had Intercepted	20	14
Punts/Average	86/43.2	88/43.7
Net Punting Avg.	86/37.6	88/37.6
Fumbles/Ball Lost	104/920	95/745
Touchdowns	17/9	13/7
Rushing	4	13
Passing	26	29
Returns	5	4

SCORE BY PERIODS	1ST	2ND	3RD	4TH	OT	TOT
Browns	56	105	71	76	0	308
Opponents	67	121	73	145	0	406

SCORING	TD	RU	PA	RT	PAT	FG	2PT	PTS
Cundiff, Billy	0	0	0	0	32/32	21/26	0	95
Gordon, Josh	9	0	9	0	0/0	0/0	0	54
Cameron, Jordan	7	0	7	0	0/0	0/0	0	42
Bess, Davone	2	0	2	0	0/0	0/0	0	14
Baker, Edwin	2	2	0	0	0/0	0/0	0	12
Barnidge, Gary	2	0	2	0	0/0	0/0	0	12
Little, Greg	2	0	2	0	0/0	0/0	0	12
McGahee, Willis	2	2	0	0	0/0	0/0	0	12

PASSING	ATT	CMP	YDS	PCT	AVIAT	TD	3.5	INT	INT%	LG	TKLD	RATING
Campbell, Jason	317	180	2,015	56.8	6.36	11	3.5	8	2.5	80t	16/104	76.9
Weeden, Brandon	267	141	1,731	52.8	6.48	9	3.4	9	3.4	95t	27/180	70.3
Hoyer, Brian	96	57	615	59.4	6.41	5	5.2	3	3.1	47t	6/48	82.6
Lanning, Spencer	1	1	11	100.0	11.00	1	100.0	0	0.0	11	0/0	152.1
Browns	681	379	4,372	55.7	6.42	26	3.8	20	2.9	95t	49/332	75.7
Opponents	605	363	3,723	60.0	6.15	29	4.8	14	2.3	50	40/185	84.1

Ogbonnaya, Chris	2	0	2	0	0/0	0/0	0	12
Ward, T.J.	2	0	0	2	0/0	0/0	0	12
Whittaker, Fozzy	2	0	2	0	0/0	0/0	0	12
Benjamin, Travis	1	0	0	1	0/0	0/0	0	6
Gipson, Tashaun	1	0	0	1	0/0	0/0	0	6
Haden, Joe	1	0	0	1	0/0	0/0	0	6
Lanning, Spencer	0	0	0	0	1/1	0/0	0	1
Browns	35	4	26	5	33/33	21/26	0	308
Opponents	46	13	29	4	43/43	27/32	1	406

SACKS: J. Sheard 5.5, B. Mingo 5, P. Kruger 4.5, D. Bryant 3.5, C. Robertson 3.0, C. Owens 2.5, A. Bryant 2.0, Q. Groves 2.0, A. Rubin 2.0, P. Taylor 2.0, B. Winn 2.0, D. Jackson 1.5, T. Ward 1.5, J. Hughes 1.0, J. Posey 1.0, B. Skrine 1.0, Browns: 40.0

Opponents: 49.0

RUSHING	NO	YDS	AVG	LG	TD
McGahee, Willis	138	377	2.7	16	2
Ogbonnaya, Chris	49	240	4.9	43	0
Baker, Edwin	43	171	4.0	20	2
Campbell, Jason	14	107	7.6	21	0
Richardson, Trent	31	105	3.4	10	0
Gordon, Josh	5	88	17.6	34	0
Whittaker, Fozzy	28	79	2.8	11	0
Benjamin, Travis	1	45	45.0	45	0
Weeden, Brandon	12	44	3.7	11	0
Gray, MarQueis	6	43	7.2	18	0
Aubrey, Josh	1	34	34.0	34	0
Rainey, Bobby	13	34	2.6	7	0
Hoyer, Brian	6	16	2.7	11	0
Edwards, Armanti	1	0	0.0	0	0
Browns	348	1,383	4.0	45	4
Opponents	462	1,781	3.9	54t	13

RECEIVING	NO	YDS	AVG	LG	TD
Gordon, Josh	87	1,646*	18.9	95t	9
Cameron, Jordan	80	917	11.5	53	7
Ogbonnaya, Chris	48	343	7.1	17	2
Bess, Davone	42	362	8.6	20t	2
Little, Greg	41	465	11.3	47	2
Whittaker, Fozzy	21	155	7.4	35t	2
Barnidge, Gary	13	127	9.8	40t	2
Cooper, Josh	9	60	6.7	16	0
Baker, Edwin	8	57	7.1	16	0
McGahee, Willis	8	20	2.5	9	0
Richardson, Trent	7	51	7.3	18	0
Benjamin, Travis	5	105	21.0	39	0
Rainey, Bobby	4	19	4.8	15	0
Tyms, Brandon	2	12	6.0	6	0
Gray, MarQueis	2	8	4.0	5	0
Gurley, Tori	1	15	15.0	15	0
Edwards, Armanti	1	10	10.0	10	0
Browns	379	4,372	11.5	95t	26
Opponents	363	3,723	10.3	50	29

INTERCEPTIONS	NO	YDS	AVG	LG	TD
Gipson, Tashaun	5	143	28.6	44t	1
Haden, Joe	4	57	14.3	29t	1
Ward, T.J.	2	57	28.5	44t	1
Robertson, Craig	1	12	12.0	12	0
Skrine, Buster	1	5	5.0	5	0
Jackson, D'Qwell	1	0	0.0	0	0
Browns	14	274	19.6	44t	3
Opponents	20	206	10.3	43t	2

PUNTING	NO	YDS	AVG	NET	TB	IN	LG	B
Lanning, Spencer	84	3,679	43.8	37.9	5	28	59	1
Cundiff, Billy	1	34	34.0	14.0	1	0	34	0
Browns	86	3,713	43.2	37.6	6	28	59	1
Opponents	88	4,044	43.7	37.6	6	32	66	0

PUNT RETURNS	NO	FC	YDS	AVG	LG	TD
Benjamin, Travis	22	7	257	11.7	79t	1
Poyer, Jordan	8	7	114	14.3	38	0
Bess, Davone	4	14	19	4.8	11	0
Edwards, Armanti	4	0	28	7.0	12	0
Browns	38	28	418	11.0	79t	1
Opponents	38	25	357	9.4	36	0

KICKOFF RETURNS	NO	YDS	AVG	LG	TD
Whittaker, Fozzy	23	482	21.0	56	0
Little, Greg	7	151	21.6	30	0
Rainey, Bobby	6	147	24.5	33	0
Benjamin, Travis	3	146	48.7	86	0
McFadden, Leon	1	5	5.0	5	0
Browns	40	931	23.3	86	0
Opponents	27	612	22.7	40	0

FIELD GOALS	1-19	20-29	30-39	40-49	50+	TOT
Cundiff, Billy	0/0	7/7	5/6	7/9	2/4	21/26
Browns	0/0	7/7	5/6	7/9	2/4	21/26
Opponents	0/0	5/5	9/9	9/11	4/7	27/32

* Led NFL



2014 (7-9)

COACH: Mike Pettine
DIVISION FINISH: 4th AFC North
2014 USUAL STARTING LINEUPS

OFFENSE		DEFENSE	
WR 16	Andrew Hawkins	RE 92	Desmond Bryant
LT 73	Joe Thomas	NT 71	Ahtyba Rubin
LG 75	Joel Bitonio	LE 98	Phil Taylor
C 55	Alex Mack	90	Billy Winn
68	Nick McDonald	OLB 99	Paul Kruger
RG 77	John Greco	ILB 56	Karlos Dansby
RT 72	Mitchell Schwartz	ILB 53	Craig Robertson
TE 84	Jordan Cameron	58	Chris Kirksey
81	Jim Dray	OLB 51	Barkevino Mingo
WR 19	Miles Austin	LCB 23	Joe Haden
QB 6	Brian Hoyer	RCB 22	Buster Skrine
RB 44	Ben Tate	FS 39	Tashaun Gipson
28	Terrance West	SS 31	Donte Whitner
FB 48	Ray Agnew		

RADIO ANNOUNCERS:
 Jim Donovan, Doug Dieken (92.3 The Fan WKRR-FM, ESPN 850 WKRN, WNCX 98.5 FM)

DATE	RESULT	OPPONENT	ATT
09/7	L, 27-30	at Pittsburgh Steelers	64,598
09/14	W, 26-24	New Orleans Saints	67,407
09/21	L, 21-23	Baltimore Ravens	67,407
10/5	W, 29-28	at Tennessee Titans	69,143
10/12	W, 31-10	Pittsburgh Steelers	67,431
10/19	L, 6-24	at Jacksonville Jaguars	61,341
10/26	W, 23-13	Oakland Raiders	67,431
11/2	W, 22-17	Tampa Bay Buccaneers	67,431
11/6	W, 24-3	at Cincinnati Bengals	85,871
11/16	L, 7-23	Houston Texans	67,431
11/23	W, 26-24	at Atlanta Falcons	70,046
11/30	L, 10-26	at Buffalo Bills	68,576
12/7	L, 24-25	Indianapolis Colts	67,431
12/14	L, 0-30	Cincinnati Bengals	67,431
12/21	L, 13-17	at Carolina Panthers	73,810
12/28	L, 10-20	at Baltimore Ravens	71,070

TEAM STATISTICS	BROWNS	OPPONENT
Total First Downs	294	348
Rushing	88	126
Passing	179	164
Penalty	27	38
3rd Down: Made/Att	61/207	90/239
3rd Down Pct.	29.5	37.7
4th Down: Made/Att	5/14	11/18
4th Down Pct.	35.7	61.1
Possession Avg.	28:13	31:47
Total Net Yards	5193	5857
Avg. Per Game	324.6	366.1
Total Plays	1010	1118
Avg. Per Play	5.1	5.2
Net Yards Rushing	1728	2265
Avg. Per Game	108.0	141.6
Total Rushes	477	500
Net Yards Passing	3465	3592
Avg. Per Game	216.6	224.5
Sacked/Yards Lost	31/213	31/191
Gross Yards	3678	3783
Att./Completions	502/274	587/335
Completion Pct.	54.6	57.1
Had Intercepted	16	21
Punts/Average	93/44.3	86/44.1
Net Punting Avg.	93/39.2	86/40.1
Penalties/Yards	116/932	98/769
Fumbles/Ball Lost	16/7	22/8
Touchdowns	32	36
Rushing	17	13
Passing	12	22
Returns	3	1

SCORE BY PERIODS	1ST	2ND	3RD	4TH	OT	TOT
Team	56	85	82	76	—	299
Opponents	53	119	53	112	—	337

SCORING	TD	RU	PA	RT	PAT	FG	2PT	PTS
Cundiff, Billy	0	0	0	0	28/28	22/29	0	94
Crowell, Isaiah	8	8	0	0	0/0	0/0	0	48
West, Terrance	5	4	1	0	0/0	0/0	0	30
Tate, Ben	4	4	0	0	0/0	0/0	0	24
Benjamin, Travis	3	0	3	0	0/0	0/0	0	18
Austin, Miles	2	0	2	0	0/0	0/0	0	12

PASSING	ATT	CMP	YDS	PCT	AVIAT	TD	2D%	INT	INT%	LG	TKLD	RATING
Hoyer, Brian	438	242	3,326	55.3	7.59	12	2.7	13	3.0	81t	24/160	76.5
Manziel, Johnny	35	18	175	51.4	5.00	0	0.0	2	5.7	32	3/26	42.0
Shaw, Connor	28	14	177	50.0	6.32	0	0.0	1	3.6	49	4/27	55.2
Gordon, Josh	1	0	0	0.0	0.0	0	0.0	0	0.0	—	0/0	39.6
Team	502	274	3,678	54.6	7.33	12	2.4	16	3.2	81t	31/213	72.8
Opponents	587	335	3,783	57.1	6.44	22	3.7	21	3.6	75t	31/191	74.1

Cameron, Jordan	2	0	2	0	0/0	0/0	0	12
Hawkins, Andrew	2	0	2	0	0/0	0/0	0	12
Hartley, Garrett	0	0	0	0	2/2	3/3	0	11
Dray, Jim	1	0	1	0	0/0	0/0	0	6
Gabriel, Taylor	1	0	1	0	0/0	0/0	0	6
Gilbert, Justin	1	0	0	1	0/0	0/0	0	6
Gipson, Tashaun	1	0	0	1	0/0	0/0	0	6
Manziel, Johnny	1	1	0	0	0/0	0/0	0	6
Robertson, Craig	1	0	0	1	0/0	0/0	0	6
Carder, Tank	0	0	0	0	0/0	0/0	1	2
Team	32	17	12	3	30/30	25/32	1	299
Opponents	36	13	22	1	34/34	29/34	0	337

SACKS: P. Kruger 11.0, D. Bryant 5.0, K. Dansby 3.0, C. Kirksey 2.0, B. Mingo 2.0, J. Sheard 2.0, S. Solomon 1.0, A. Bryant 1.0, J. Leonhard 1.0, A. Rubin 1.0, K. Williams 1.0, (group) 1, Browns 31, Opponents 31

RUSHING	NO	YDS	AVG	LG	TD
West, Terrance	171	673	3.9	36	4
Crowell, Isaiah	148	607	4.1	35	8
Tate, Ben	106	333	3.1	25	4
Hoyer, Brian	24	39	1.6	11	0
Manziel, Johnny	9	29	3.2	10t	1
Draughn, Shaun	10	19	1.9	6	0
Hawkins, Andrew	3	15	5.0	8	0
Benjamin, Travis	3	11	3.7	10	0
Gabriel, Taylor	4	10	2.5	8	0
Shaw, Connor	7	9	1.3	7	0
Agnew, Ray	2	2	1.0	2	0
Team	477	1,728	3.6	36	17
Opponents	500	2,265	4.5	38t	13

RECEIVING	NO	YDS	AVG	LG	TD
Hawkins, Andrew	63	824	13.1	65	2
Austin, Miles	47	568	12.1	31	2
Gabriel, Taylor	36	621	17.3	70	1
Cameron, Jordan	24	424	17.7	81t	2
Gordon, Josh	24	303	12.6	32	0
Benjamin, Travis	18	314	17.4	43	3
Dray, Jim	17	242	14.2	31	1
Barnidge, Gary	13	156	12.0	28	0
West, Terrance	11	64	5.8	11	1
Crowell, Isaiah	9	87	9.7	19	0
Tate, Ben	9	60	6.7	23	0
Agnew, Ray	3	15	5.0	12	0
Team	274	3,678	13.4	81t	12
Opponents	335	3,783	11.3	75t	22

INTERCEPTIONS	NO	YDS	AVG	LG	TD
Gipson, Tashaun	6	158	26.3	62t	1
Skrine, Buster	4	34	8.5	30	0
Haden, Joe	3	0	0.0	0	0
Leonhard, Jim	2	34	17.0	34	0
Robertson, Craig	2	30	15.0	15	0
Whitner, Donte	1	54	54.0	54	0
Gilbert, Justin	1	23	23.0	23t	1
Dansby, Karlos	1	0	0.0	0	0
Winn, Billy	1	0	0.0	0	0
Team	21	333	15.9	62t	2
Opponents	16	118	7.4	33	0

PUNTING	NO	YDS	AVG	NET	TB	IN	LG	B
Lanning, Spencer	93	4,119	44.3	39.2	9	25	59	0
Team	93	4,119	44.3	39.2	9	25	59	0
Opponents	86	3,790	44.1	40.1	8	27	70	1

PUNT RETURNS	NO	FC	YDS	AVG	LG	TD
Benjamin, Travis	15	8	127	8.5	37	0
Poyer, Jordan	7	2	28	4.0	8	0
Leonhard, Brian	4	15	26	6.5	12	0
Williams, K'Waur	1	0	0	0.0	0	0
Team	27	25	181	6.7	37	0
Opponents	42	26	295	7.0	36	0

KICKOFF RETURNS	NO	YDS	AVG	LG	TD
Moore, Marlon	13	322	24.8	32	0
Benjamin, Travis	12	246	20.5	28	0
Draughn, Shaun LG	8	173	21.6	39	0
Draughn, Shaun TM	5	115	23.0	39	0
Gabriel, Taylor	4	96	24.0	30	0
Leonhard, Jim	1	5	5.0	5	0
Poyer, Jordan	1	14	14.0	14	0
Robertson, Craig	1	3	3.0	3	0
Team	37	801	21.6	39	0
Opponents	31	695	22.4	41	0

FIELD GOALS	1-19	20-29	30-39	40-49	50+	TOT
Cundiff, Billy	0/0	6/6	10/13	5/7	1/3	22/29
Hartley, Garrett	0/0	0/0	2/2	1/1	0/0	3/3
Team	0/0	6/6	12/15	6/8	1/3	25/32
Opponents	0/0	6/6	12/13	8/9	3/6	29/34

STAFF

PLAYERS

2017 SEASON

HISTORY

RECORDS

GAME DAY



2015 (3-13)

COACH: Mike Pettine
 DIVISION FINISH: 4th AFC North
 2015 USUAL STARTING LINEUPS

OFFENSE		DEFENSE	
WR 11	Travis Benjamin	RE 94	Randy Starks
LT 73	Joe Thomas	NT 71	Danny Shelton
LG 75	Joel Bitonio	LE 98	Desmond Bryant
C 55	Alex Mack	OLB 99	Paul Kruger
RG 77	John Greco	MIKE 56	Karlos Dansby
RT 72	Mitchell Schwartz	WLT 53	Craig Robertson
TE 82	Gary Barnidge	58	Christian Kirksey
WR 16	Andrew Hawkins	OLB 44	Nate Orchard
QB 13	Josh McCown	LCB 23	Joe Haden
		26	Pierre Desir
RB 34	Isaiah Crowell	43	Charles Gaines
		28	Tramon Williams
	Duke Johnson Jr.	RCB 22	Tashaun Gipson
TE 81	Jim Dray	FS 39	Donte Whitner
		SS 31	Donte Whitner

RAIDERS ANNOUNCERS:
 Jim Donovan, Doug Dieken (92.3 The Fan WKRR-FM, ESPN 850 WKNR, WNCX 98.5 FM)

DATE	RESULT	OPPONENT	ATT
09/13	L, 10-31	at New York Jets	78,160
09/20	W, 28-14	Tennessee Titans	67,431
09/27	L, 20-27	Oakland Raiders	67,431
10/4	L, 27-30	at San Diego Chargers	63,710
10/11	W, 33-30 (OT)	at Baltimore Ravens	71,046
10/18	L, 23-26 (OT)	Denver Broncos	67,431
10/25	L, 6-24	at St. Louis Rams	51,523
11/1	L, 20-34	Arizona Cardinals	67,431
11/5	L, 10-31	at Cincinnati Bengals	65,816
11/15	L, 9-30	at Pittsburgh Steelers	64,402
11/30	L, 27-33	Baltimore Ravens	64,380
12/6	L, 3-37	Cincinnati Bengals	64,775
12/13	W, 24-10	San Francisco 49ers	63,916
12/20	L, 13-30	at Seattle Seahawks	69,002
12/27	L, 13-17	at Kansas City Chiefs	69,115
1/3	L, 12-28	Pittsburgh Steelers	66,693

TEAM STATISTICS	BROWNS	OPPONENT
Total First Downs	307	321
Rushing	81	104
Passing	192	186
Penalty	34	31
3rd Down: Made/Att	95/227	81/203
3rd Down Pct.	41.9	39.9
4th Down: Made/Att	10/24	10/15
4th Down Pct.	41.7	66.7
Possession Avg.	30:26	29:34
Total Net Yards	5311	6067
Avg. Per Game	331.9	379.2
Total Plays	1042	998
Avg. Per Play	5.1	6.1
Net Yards Rushing	1529	2055
Avg. Per Game	95.6	128.4
Total Rushes	380	458
Net Yards Passing	3782	4012
Avg. Per Game	236.4	250.8
Sacked/Yards Lost	53/374	29/157
Gross Yards	4156	4169
Att./Completions	609/371	511/322
Completion Pct.	60.9	63.0
Had Intercepted	12	11
Punts/Average	70/46.7	63/43.5
Net Punting Avg.	40.1	36.4
Penalties/Yards	120/1083	108/833
Fumbles/Ball Lost	28/18	18/10
Touchdowns	28	49
Rushing	5	11
Passing	20	34
Returns	3	4

SCORE BY PERIODS	1ST	2ND	3RD	4TH	OT	TOT
Team	50	90	48	87	3	278
Opponents	98	116	88	127	3	432

SCORING	TD	RU	PA	RT	PAT	FG	2PT	PTS
Coons, Travis	0	0	0	0	22/24	28/32	0	106
Barnidge, Gary	9	0	9	0	0/0	0/0	0	54
Benjamin, Travis	6	0	5	1	0/0	0/0	0	36
Crowell, Isaiah	5	4	1	0	0/0	0/0	0	30

Dansby, Karlos	2	0	0	2	0/0	0/0	0	12
Hartline, Brian	2	0	2	0	0/0	0/0	0	12
Johnson Jr., Duke	2	0	2	0	0/0	0/0	0	12
McCown, Josh	1	1	0	0	0/0	0/0	0	6
Moore, Marlon	1	0	1	0	0/0	0/0	0	6
Gabriel, Taylor	0	0	0	0	0/0	0/0	1	2
Hawkins, Andrew	0	0	0	0	0/0	0/0	1	2
Team	28	5	20	3	22/24	28/32	2	278
Opponents	49	11	34	4	44/45	30/35	2	432

SACKS: D. Bryant 6.0, A. Bryant 5.5, C. Kirksey 3.5, N. Orchard 3.0, P. Kruger 2.5, X. Cooper 1.5, J. Hughes 1.5, D. Whitner 1.5, J. Meder 1.0, J. Poyer 1.0, R. Starks 1.0, K. Williams 1.0

Browns 29, Opponents 52

RUSHING	NO	YDS	AVG	LG	TD
Crowell, Isaiah	185	706	3.8	54	4
Johnson Jr., Duke	104	379	3.6	39	0
Manziel, Johnny	37	230	6.2	34	0
McCown, Josh	20	98	4.9	13	1
Turbin, Robert	18	60	3.3	22	0
Davis, Austin	7	33	4.7	17	0
Benjamin, Travis	4	12	3.0	10	0
Draughn, Shaun	2	10	5.0	6	0
Poyer, Jordan	1	10	10.0	10	0
Pryor, Terrelle	1	-1	-1.0	-1	0
Winston, Glenn	1	-8	-8.0	-8	0
Team	380	1,529	4.0	54	5
Opponents	458	2,055	4.5	54	11

RECEIVING	NO	YDS	AVG	LG	TD
Barnidge, Gary	79	1,043	13.2	40	9
Benjamin, Travis	68	966	14.2	61	5
Johnson Jr., Duke	61	534	8.8	52	2
Hartline, Brian	46	523	11.4	41	2
Gabriel, Taylor	28	241	8.6	56	0
Hawkins, Andrew	27	276	10.2	25	0
Crowell, Isaiah	19	182	9.6	53	1
Jennings, Darius	14	117	8.4	16	0
Moore, Marlon	7	81	11.6	20	1
Dray, Jim	6	61	10.2	18	0
Bowe, Dwayne	5	53	10.6	16	0
Johnson, Malcolm	4	15	3.8	8	0
Turbin, Robert	2	8	4.0	7	0
Draughn, Shaun	2	1	0.5	2	0
Pryor, Terrelle	1	42	42.0	42	0
Bibbs, E.J.	1	7	7.0	7	0
Housler, Rob	1	6	6.0	6	0
Team	371	4,156	11.2	61	20
Opponents	322	4,169	12.9	75	34

INTERCEPTIONS	NO	YDS	AVG	LG	TD
Dansby, Karlos	3	93	31.0	52	2
Poyer, Jordan	2	24	12.0	12	0
Gipson, Tashaun	2	0	0.0	0	0
Orchard, Nate	1	46	46.0	46	0
Robertson, Craig	1	38	38.0	38	0
Mingo, Barkevious	1	7	7.0	7	0
Williams, Tramon	1	2	2.0	2	0
Team	11	210	19.1	52	2
Opponents	12	204	17.0	63	1

PUNTING	NO	YDS	AVG	NET	TB	IN	LG	B
Lee, Andy	70	3,270	46.7	40.1	4	25	67	0
Team	70	3,270	46.7	40.1	4	25	67	0
Opponents	63	2,741	43.5	36.4	6	17	64	1

PUNT RETURNS	NO	FC	YDS	AVG	LG	TD
Benjamin, Travis	28	10	424	11.6	78	1
Williams, Tramon	1	0	1	1.0	1	0
Team	29	10	325	11.2	78	1
Opponents	37	15	381	10.3	82	1

KICKOFF RETURNS	NO	YDS	AVG	LG	TD
Gilbert, Justin	12	339	28.3	40	0
Mostert, Raheem	12	309	25.8	53	0
Jennings, Darius	7	158	22.6	28	0
Draughn, Shaun	5	106	21.2	31	0
Moore, Marlon	3	77	25.7	29	0
Johnson Jr., Duke	2	52	26.0	30	0
Team	41	1,041	25.4	53	0
Opponents	42	894	21.3	46	0

FIELD GOALS	1-19	20-29	30-39	40-49	50+	TOT
Coons, Travis	0/0	11/11	10/10	7/9	0/2	28/32
Team	0/0	11/11	10/10	7/9	0/2	28/32
Opponents	0/0	10/10	12/13	8/9	0/3	30/35

PASSING	ATT	CMP	YDS	PCT	AVIAT	TD	TD%	INT	INT%	LG	TKLD	RATING
McCown, Josh	292	186	2,109	63.7	7.22	12	4.1	4	1.4	56	23/137	93.3
Manziel, Johnny	223	129	1,500	57.8	6.73	7	3.1	5	2.2	61	19/141	79.4
Davis, Austin	94	56	547	59.6	5.82	1	1.1	3	3.2	42	11/96	66.2
Team	609	371	4,156	60.9	6.82	20	3.3	12	2.0	61	53/374	84.0
Opponents	511	322	4,169	63.0	8.16	34	6.7	11	2.2	75	29/157	101.8

STAFF
PLAYERS
2017 SEASON
HISTORY
RECORDS
GAME DAY



2016 (1-15)

COACH: Hue Jackson

DIVISION FINISH: 4th AFC North

2016 USUAL STARTING LINEUPS

		DEFENSE	
OFFENSE		DE 98	Jamie Meder
WR 19	Corey Coleman	NT 55	Danny Shelton
LT 73	Joe Thomas	DE 90	Emmanuel Ogbah
LG 75	Joel Bitonio	OLB 51	Jamie Collins Sr.
66	Spencer Drango	ILB 56	Demario Davis
C 74	Cameron Erving	ILB 58	Christian Kirksey
RG 77	John Greco	OLB 57	Cam Johnson
RT 67	Austin Pasztor	20	Brian Boddy-Calhoun (DB)
TE 82	Gary Barnidge	LCB 23	Joe Haden
WR 11	Terrelle Pryor Sr.	RCB 21	Jamar Taylor
QB 10	Robert Griffin III	FS 33	Jordan Poyer
6	Cody Kessler	39	Ed Reynolds II
RB 34	Isaiah Crowell	SS 24	Ibraheim Campbell
TE 86	Randall Telfer	30	Derrick Kindred

RADIO ANNOUNCERS:

Jim Donovan, Doug Dieken (92.3 The Fan WKRK-FM, ESPN 850 WKNR, WNCX 98.5 FM)

DATE	RESULT	OPPONENT	ATT
09/11	L, 10-29	at Philadelphia Eagles	69/596
09/18	L, 20-25	Baltimore Ravens	67/431
09/25	L, 24-30 (OT)	at Miami Dolphins	65/176
10/2	L, 20-31	at Washington Redskins	76/249
10/9	L, 13-33	New England Patriots	67/431
10/16	L, 26-28	at Tennessee Titans	80/897
10/23	L, 17-31	at Cincinnati Bengals	65/047
10/30	L, 28-31	New York Jets	67/431
11/6	L, 10-35	Dallas Cowboys	67/431
11/10	L, 7-28	at Baltimore Ravens	70/921
11/20	L, 9-24	Pittsburgh Steelers	67/431
11/27	L, 13-27	New York Giants	60/034
12/11	L, 10-23	Cincinnati Bengals	60/028
12/18	L, 13-33	at Buffalo Bills	66/529
12/24	W, 20-17	San Diego Chargers	57/272
1/1	L, 24-27 (OT)	at Pittsburgh Steelers	55/921

TEAM STATISTICS	BROWNS	OPPONENT
Total First Downs	296	364
Rushing	83	121
Passing	181	220
Penalty	32	23
3rd Down: Made/Att	77/212	93/206
3rd Down Pct.	36.3	45.1
4th Down: Made/Att	13/18	9/12
4th Down Pct.	72.2	75.0
Possession Avg.	27.44	32:16
Total Net Yards	4,976	6,279
Avg. Per Game	311.0	392.4
Total Plays	993	1,067
Avg. Per Play	5.1	5.9
Net Yards Rushing	1,712	2,283
Avg. Per Game	107.0	142.7
Total Rushes	350	498
Net Yards Passing	3264	3996
Avg. Per Game	204.0	249.8
Sacked/Yards Lost	66/429	26/177
Gross Yards	3,693	4,173
Att./Completions	567/338	543/347
Completion Pct.	59.6	63.9
Had Intercepted	14	10
Punts/Average	83/45.3	74/46.9
Net Punting Avg.	40.3	42.1
Penalties/Yards	95/736	104/930
Fumbles/Ball Lost	26/11	12/3
Touchdowns	29	56
Rushing	13	18
Passing	15	36
Returns	1	2

SCORE BY PERIODS	1ST	2ND	3RD	4TH	OT	TOT
Team	63	101	36	61	3	264
Opponents	103	123	107	107	12	452

SCORING	TD	RU	PA	RT	PAT	FG	2PT	PNT
Parkey, Cody	0	0	0	0	20/21	20/25	0	80
Crowell, Isaiah	7	7	0	0	0/0	0/0	0	42
Pryor Sr., Terrelle	5	1	4	0	0/0	0/0	1	32
Hawkins, Andrew	3	0	3	0	0/0	0/0	0	18

Coleman, Corey	3	0	3	0	0/0	0/0	0	18
Barnidge, Gary	2	0	2	0	0/0	0/0	1	14
Griffin III, Robert	2	2	0	0	0/0	0/0	0	12
DeValve, Seth	2	0	2	0	0/0	0/0	0	12
Murray, Patrick	0	0	0	0	3/4	1/2	0	6
Atkinson III, George	1	1	0	0	0/0	0/0	0	6
Hamlett, Connor	1	0	1	0	0/0	0/0	0	6
Johnson Jr., Duke	1	1	0	0	0/0	0/0	0	6
Boddy-Calhoun, Brian	1	0	0	1	0/0	0/0	0	6
Hogan, Kevin	1	1	0	0	0/0	0/0	0	6
Team	29	13	15	1	23/25	21/27	2	264
Opponents	56	18	36	2	49/52	19/27	2	452

SACKS: E. Ogbah 5.5, C. Johnson 3.0, C. Kirksey 2.5, C. Nassib 2.5, D. Davis 2.0, J. Collins Sr. 2.0, C. Lemonier 2.0, D. Shelton 1.5, E. Reynolds II 1.0, B. Boddy-Calhoun 1.0, J. Meder 1.0, T. Holmes 1.0, J. Schobert 0.5, S. Paea 0.5

Browns 26, Opponents 66

RUSHING	NO	YDS	AVG	LG	TD
Crowell, Isaiah	198	952	4.8	85t	7
Johnson Jr., Duke	73	358	4.9	22	1
Griffin III, Robert	31	190	6.1	20	2
Hogan, Kevin	8	105	13.1	28t	1
Atkinson III, George	7	34	4.9	11	1
Pryor Sr., Terrelle	8	21	2.6	15	1
McCown, Josh	7	21	3.0	7	0
Kessler, Cody	11	18	1.6	8	0
Coleman, Corey	2	10	5.0	9	0
Johnson, Malcolm	1	2	2.0	2	0
Whitehurst, Charlie	2	1	0.5	2	0
Hawkins, Andrew	2	0	0.0	1	0
Team	350	1712	4.9	85t	13
Opponents	498	2283	4.6	74t	18

RECEIVING	NO	YDS	AVG	LG	TD
Pryor Sr., Terrelle	77	1,007	13.1	54	4
Barnidge, Gary	55	612	11.1	43	2
Johnson Jr., Duke	53	514	9.7	32	0
Crowell, Isaiah	40	319	8.0	44	0
Coleman, Corey	33	413	12.5	58	3
Hawkins, Andrew	33	324	9.8	33	3
Louis, Ricardo	18	205	11.4	42	0
DeValve, Seth	10	127	12.7	25t	2
Higgins, Rashard	6	77	12.8	19	0
Johnson, Malcolm	5	44	8.8	21	0
Vitale, Danny	4	27	6.8	17	0
Telfer, Randall	2	4	2.0	7	0
Hamlett, Connor	1	17	17.0	17t	1
Payton, Jordan	1	3	3.0	3	0
Team	338	3693	10.9	58	15
Opponents	347	4173	12.0	63	36

INTERCEPTIONS	NO	YDS	AVG	LG	TD
Boddy-Calhoun, Brian	3	94	31.3	67	1
Taylor, Jamar	3	43	14.3	29	0
Haden, Joe	3	9	3.0	9	0
Williams Sr., Tramon	1	0	0.0	0	0
Team	10	146	14.6	67	1
Opponents	14	76	5.4	25	0

PUNTING	NO	YDS	AVG	NET	TB	IN	LG	B
Colquitt, Britton	83	3761	45.3	40.3	2	22	65	0
Opponents	83	3761	45.3	40.3	2	22	65	0

PUNT RETURNS	NO	FC	YDS	AVG	LG	TD
Johnson Jr., Duke	17	1	112	6.6	18	0
Alford, Mario	8	3	68	8.5	17	0
Haden, Joe	2	2	18	9.0	13	0
Poyer, Jordan	2	3	2	1.0	2	0
Williams Sr., Tramon	1	4	0	0.0	0	0
Team	30	13	200	6.7	18	0
Opponents	45	23	376	8.4	40	0

KICKOFF RETURNS	NO	YDS	AVG	LG	TD
Louis, Ricardo	9	164	18.2	24	0
Alford, Mario	8	190	23.8	36	0
Atkinson III, George	8	137	17.1	21	0
Howard, Tracy	7	111	15.9	21	0
Johnson Jr., Duke	1	19	19.0	19	0
DeValve, Seth	1	13	13.0	13	0
Team	34	634	18.6	36	0
Opponents	24	510	21.3	48	0

FIELD GOALS	1-19	20-29	30-39	40-49	50+	TOT
Parkey, Cody	0/0	6/6	6/6	7/12	1/1	20/25
Murray, Patrick	0/0	0/0	1/1	0/0	0/1	1/2
Team	0/0	6/6	7/7	7/12	1/2	21/26
Opponents	0/0	5/5	7/9	6/10	1/3	19/27

PASSING	ATT	CMP	YDS	PCT	AVIAT	TD	TD%	INT	INT%	LG	TKLD	RATING
Kessler, Cody	195	128	1,380	65.6	7.1	6	3.1	2	1.0	44	21/140	92.3
J. McCown	165	90	1,100	54.5	6.7	6	3.6	6	3.6	54	18/126	72.3
R. Griffin	147	87	886	59.2	6.0	2	1.4	3	2.0	58	22/138	72.6
C. Whitehurst	24	14	182	58.3	7.6	1	4.2	1	4.2	31	2/14	78.8
K. Hogan	26	14	104	53.8	4.0	0	0.0	2	7.7	17	2/10	31.6
T. Pryor	9	5	41	55.6	4.6	0	0.0	0	0.0	26	1/1	67.4
D. Johnson	1	0	0	0.0	0.0	0	0.0	0	0.0	0	0/0	39.6
Team	567	338	3,693	59.6	6.5	15	2.6	14	2.5	58	66/429	77.4
Opponents	543	347	4,173	63.9	7.7	36	6.6	10	1.8	63	26/177	101.8



STATE
PLAYERS
2017 SEASON
HISTORY
RECORDS
GAME DAY

YEARLY RESULTS (1946-2016)

YEAR	LEAGUE	REGULAR SEASON				PLAYOFFS				COMBINED RECORD			
		W	L	T	%	W	L	T	%	W	L	T	%
1946 #	AAFC	12	2	0	.857	1	0	0	1.000	13	2	0	.867
1947 #	AAFC	12	1	1	.923	1	0	0	1.000	13	1	1	.929
1948 #	AAFC	14	0	0	1.000	1	0	0	1.000	15	0	0	1.000
1949 #	AAFC	9	1	2	.900	2	0	0	1.000	11	1	2	.917
1950 #	NFL	10	2	0	.833	2	0	0	1.000	12	2	0	.857
1951 #	NFL	11	1	0	.917	0	1	0	.000	11	2	0	.846
1952 #	NFL	8	4	0	.667	0	1	0	.000	8	5	0	.615
1953 #	NFL	11	1	0	.917	0	1	0	.000	11	2	0	.846
1954 #	NFL	9	3	0	.750	1	0	0	1.000	10	3	0	.769
1955 #	NFL	9	2	1	.818	1	0	0	1.000	10	2	1	.833
1956	NFL	5	7	0	.417	0	0	0	.000	5	7	0	.417
1957 #	NFL	9	2	1	.818	0	1	0	.000	9	3	1	.750
1958 #	NFL	9	3	0	.750	0	1	0	.000	9	4	0	.692
1959	NFL	7	5	0	.583	0	0	0	.000	7	5	0	.583
1960	NFL	8	3	1	.727	0	0	0	.000	8	3	1	.727
1961	NFL	8	5	1	.615	0	0	0	.000	8	5	1	.615
1962	NFL	7	6	1	.538	0	0	0	.000	7	6	1	.538
1963	NFL	10	4	0	.714	0	0	0	.000	10	4	0	.714
1964 #	NFL	10	3	1	.769	1	0	0	1.000	11	3	1	.786
1965 #	NFL	11	3	0	.786	0	1	0	.000	11	4	0	.733
1966	NFL	9	5	0	.643	0	0	0	.000	9	5	0	.643
1967 #	NFL	9	5	0	.643	0	1	0	.000	9	6	0	.600
1968 #	NFL	10	4	0	.714	1	1	0	.500	11	5	0	.688
1969 #	NFL	10	3	1	.769	1	1	0	.500	11	4	1	.733
1970	NFL	7	7	0	.500	0	0	0	.000	7	7	0	.500
1971 #	NFL	9	5	0	.643	0	1	0	.000	9	6	0	.600
1972 #	NFL	10	4	0	.714	0	1	0	.000	10	5	0	.667
1973	NFL	7	5	2	.583	0	0	0	.000	7	5	2	.583
1974	NFL	4	10	0	.286	0	0	0	.000	4	10	0	.286
1975	NFL	3	11	0	.214	0	0	0	.000	3	11	0	.214
1976	NFL	9	5	0	.643	0	0	0	.000	9	5	0	.643
1977	NFL	6	8	0	.429	0	0	0	.000	6	8	0	.429
1978	NFL	8	8	0	.500	0	0	0	.000	8	8	0	.500
1979	NFL	9	7	0	.563	0	0	0	.000	9	7	0	.563
1980 #	NFL	11	5	0	.688	0	1	0	.000	11	6	0	.647
1981	NFL	5	11	0	.313	0	0	0	.000	5	11	0	.313
1982 *	NFL	4	5	0	.444	0	1	0	.000	4	6	0	.400
1983	NFL	9	7	0	.563	0	0	0	.000	9	7	0	.563
1984	NFL	5	11	0	.313	0	0	0	.000	5	11	0	.313
1985 #	NFL	8	8	0	.500	0	1	0	.000	8	9	0	.471
1986 #	NFL	12	4	0	.750	1	1	0	.500	13	5	0	.722
1987 #	NFL	10	5	0	.667	1	1	0	.500	11	6	0	.647
1988 *	NFL	10	6	0	.625	0	1	0	.000	10	7	0	.588
1989 #	NFL	9	6	1	.600	1	1	0	.500	10	7	1	.588
1990	NFL	3	13	0	.188	0	0	0	.000	3	13	0	.188
1991	NFL	6	10	0	.375	0	0	0	.000	6	10	0	.375
1992	NFL	7	9	0	.438	0	0	0	.000	7	9	0	.438
1993	NFL	7	9	0	.438	0	0	0	.000	7	9	0	.438
1994 *	NFL	11	5	0	.688	1	1	0	.500	12	6	0	.667
1995	NFL	5	11	0	.313	0	0	0	.000	5	11	0	.313
1999	NFL	2	14	0	.125	0	0	0	.000	2	14	0	.125
2000	NFL	3	13	0	.188	0	0	0	.000	3	13	0	.188
2001	NFL	7	9	0	.438	0	0	0	.000	7	9	0	.438
2002 *	NFL	9	7	0	.563	0	1	0	.000	9	8	0	.529
2003	NFL	5	11	0	.313	0	0	0	.000	5	11	0	.313
2004	NFL	4	12	0	.250	0	0	0	.000	4	12	0	.250
2005	NFL	6	10	0	.375	0	0	0	.000	6	10	0	.375
2006	NFL	4	12	0	.250	0	0	0	.000	4	12	0	.250
2007	NFL	10	6	0	.625	0	0	0	.000	10	6	0	.625
2008	NFL	4	12	0	.250	0	0	0	.000	4	12	0	.250
2009	NFL	5	11	0	.313	0	0	0	.000	5	11	0	.313
2010	NFL	5	11	0	.313	0	0	0	.000	5	11	0	.313
2011	NFL	4	12	0	.250	0	0	0	.000	4	12	0	.250
2012	NFL	5	11	0	.313	0	0	0	.000	5	11	0	.313
2013	NFL	4	12	0	.250	0	0	0	.000	4	12	0	.250
2014	NFL	7	9	0	.438	0	0	0	.000	7	9	0	.438
2015	NFL	3	13	0	.188	0	0	0	.000	3	13	0	.188
2016	NFL	1	15	0	.063	0	0	0	.000	1	15	0	.063
NFL Totals		462	466	10	.498	11	20	0	.355	473	486	10	.493
AAFC Totals		47	4	3	.898	5	0	0	1.000	52	4	3	.907
Franchise Totals		509	470	13	.520	16	20	0	.444	525	490	13	.517

Bold Denotes League Champions: 8 times (4 AAFC 1946, 1947, 1948, 1949; 4 NFL 1950, 1954, 1955, 1964)

Denotes playoff appearance: 63 NFL seasons, 24 post-season appearances

* Denotes wild-card qualifier for playoffs



PLAYOFF RESULTS

BROWNS IN NFL CHAMPIONSHIP GAMES

12/24/1950: BROWNS 30, vs. Los Angeles Rams 28
 12/23/1951: at Los Angeles Rams 24, BROWNS 17
 12/18/1952: vs. Detroit Lions 17, BROWNS 7
 12/17/1953: at Detroit Lions 17, BROWNS 16
 12/26/1954: BROWNS 56, vs. Detroit Lions 10
 12/26/1955: BROWNS 38, at Los Angeles Rams 14
 12/29/1957: at Detroit Lions 59, BROWNS 14
 12/27/1964: BROWNS 27, vs. Baltimore Colts 0
 1/2/1966: at Green Bay Packers 23, BROWNS 12
 12/29/1968: vs. Baltimore Colts 34, BROWNS 0
 1/4/1970: at Minnesota Vikings 27, BROWNS 7

BROWNS IN CONFERENCE PLAYOFF GAMES

12/17/1950: BROWNS 8, vs. New York Giants 3
 12/21/1958: at New York Giants 10, BROWNS 0
 12/24/1967: at Dallas Cowboys 52, BROWNS 14
 12/21/1968: BROWNS 31, vs. Dallas Cowboys 20
 12/28/1969: BROWNS 38, at Dallas Cowboys 14
 1/11/1987: vs. Denver Broncos 23, BROWNS 20 (OT)
 1/17/1988: at Denver Broncos 38, BROWNS 33
 1/14/1990: at Denver Broncos 37, BROWNS 21

BROWNS IN DIVISIONAL PLAYOFF GAMES

12/26/1971: vs. Baltimore Colts 20, BROWNS 3
 12/24/1972: at Miami Dolphins 20, BROWNS 14

1/4/1980: vs. Oakland Raiders 14, BROWNS 12
 1/8/1983: at Los Angeles Raiders 27, BROWNS 10
 1/4/1986: at Miami Dolphins 24, BROWNS 21
 1/11/1987: BROWNS 23, vs. New York Jets 20 (2 OT)
 1/9/1988: BROWNS 38, vs. Indianapolis Colts 21
 1/6/1990: BROWNS 34, vs. Buffalo Bills 30
 1/7/1995: at Pittsburgh Steelers 29, BROWNS 9

BROWNS IN WILD CARD PLAYOFF GAMES

12/24/1988: vs. Houston Oilers 24, BROWNS 23
 1/1/1995: BROWNS 20, vs. New England Patriots 13
 1/5/2003: at Pittsburgh Steelers 36, BROWNS 33

BROWNS IN PLAYOFF BOWLS

1/7/1961: Detroit Lions 17, BROWNS 16 (at Miami)
 1/5/1964: Green Bay Packers 40, BROWNS 23 (at Miami)
 1/7/1968: Los Angeles Rams 30, BROWNS 6 (at Miami)

BROWNS IN AAFC ALL-STAR GAMES

12/18/1949: AAFC All-Stars 12, BROWNS 7

BROWNS IN COLLEGE ALL-STAR GAMES

8/17/1951: BROWNS 33, All-Stars 0
 8/12/1955: All-Stars 30, BROWNS 27
 8/10/1956: BROWNS 26, All-Stars 0
 8/6/1965: BROWNS 24, All-Stars 16

BROWNS' NFL PLAYOFF RECORD: 11-20 (.355)

NFL PLAYER LIMITS

The Active/Inactive List is the principal status for players participating for a club. It consists of all players under contract who are eligible for preseason, regular-season, and postseason games. Teams are permitted to open training camp with no more than 90 players under contract and thereafter must one mandatory roster reduction prior to the season opener. Teams will be permitted an Active List of 46 players and an Inactive List of seven players for each regular-season and postseason game. Teams also are permitted to establish Practice Squads of up to 10 players who are eligible to participate in practice, but these players remain free agents and are eligible to sign with any other team in the league.

In addition to the squad limits described above, the overall roster limit of 90 players remains in effect throughout the regular season and postseason. The overall limit is applicable to players on a team's Active, Inactive, and certain Exempt Lists, players on the Practice Squad, and players on the Reserve List as Injured, Physically Unable to Perform, Non-Football Illness/Injury, and Suspended by Club.

ANNUAL ACTIVE PLAYER LIMITS

NFL Year(s)	Limit	NFL Year(s)	Limit
2011-17	46	1949-50	32
1991-2010	45**	1948	35
1985-90	45	1947	35*-34
1983-84	49	1945-46	33
1982	45†-49	1943-44	28
1978-81	45	1940-42	33
1975-77	43	1938-39	30
1974	47	1936-37	25
1964-73	40	1935	24
1963	37	1930-34	20
1961-62	36	1926-29	18
1960	38	1925	16
1959	36	** 45 plus a third quarterback	
1957-58	35	† 45 for first two games	
1951-56	33	* 35 for first three games	



ALL-TIME ATTENDANCE

	HOME GAMES	HOME ATTEND	ROAD ATTEND	PRESEASON ATTEND	PLAYOFF ATTEND	TOTAL ATTEND
1946	7	339,962	206,060	35,964	40,469	622,455
1947	7	392,760	270,619	33,106	61,879	758,364
1948	7	318,619	270,728	43,279	22,981	655,607
1949	6	189,604	211,565	63,997	39,820	504,986
1950	6	200,319	232,361	125,642	62,805	621,127
1951	6	231,414	231,854	259,359	57,540	780,167
1952	6	240,204	200,656	116,310	50,934	608,104
1953	6	274,671	183,272	189,571	54,577	702,091
1954	6	183,476	200,101	182,255	43,827	609,659
1955	6	251,444	220,892	247,200	87,695	807,231
1956	6	221,648	161,887	302,221	—	685,756
1957	6	324,165	222,185	226,348	55,263	827,961
1958	6	370,781	264,375	224,602	61,174	920,932
1959	6	338,380	257,990	191,477	—	787,847
1960	6	337,972	234,767	*197,513	—	770,252
1961	7	426,886	268,909	173,603	—	869,398
1962	7	422,043	289,807	240,081	—	951,931
1963	7	487,430	331,642	*267,807	—	1,086,879
1964	7	549,334	337,929	218,544	79,544	1,185,351
1965	7	557,283	369,055	254,591	50,852	1,231,781
1966	7	544,250	389,783	246,708	—	1,180,741
1967	7	544,807	402,976	*295,514	70,786	1,314,083
1968	7	527,107	366,524	291,232	162,125	1,346,988
1969	7	578,360	380,442	283,248	117,221	1,359,271
1970	7	567,377	379,082	347,558	—	1,294,017
1971	7	541,505	381,467	334,051	74,082	1,331,105
1972	7	528,591	382,182	397,140	80,010	1,387,923
1973**	7	490,406	382,124	329,183	—	1,201,713
1974	7	424,412	319,684	200,904	—	945,000
1975	7	390,440	358,175	180,338	—	928,953
1976	7	472,602	310,340	183,434	—	966,376
1977	7	480,805	380,166	248,178	—	1,109,149
1978	8	510,046	397,891	127,918	—	1,035,855
1979	8	593,821	400,029	169,623	—	1,163,473
1980	8	620,496	419,834	197,991	77,655	1,315,976
1981	8	601,725	470,856	232,523	—	1,305,104
1982	4	251,314	245,350	209,598	56,555	762,817
1983	8	564,639	414,621	202,840	—	1,182,100
1984	8	458,433	345,159	162,367	—	965,959
1985	8	535,752	445,250	156,607	75,128	1,212,737
1986	8	583,739	452,237	192,060	158,021	1,386,057
1987	7	492,939	378,368	193,325	154,579	1,219,211
1988	8	615,545	469,029	238,380	74,977	1,397,931
1989	8	613,415	483,534	289,305	153,752	1,540,006
1990	8	568,093	516,085	233,158	—	1,317,336
1991	8	571,752	432,264	216,260	—	1,220,276
1992	8	560,417	416,269	203,012	—	1,179,698
1993	8	568,474	415,133	166,496	—	1,150,103
1994	8	559,582	492,141	197,793	135,637	1,385,153
1995	8	512,392	458,037	177,653	—	1,148,082
1999	8	580,934	482,769	297,883	—	1,361,586
2000	8	581,544	475,595	270,697	—	1,327,836
2001	8	583,094	506,492	280,694	—	1,370,280
2002	8	586,294	523,767	265,136	62,595	1,446,792
2003	8	585,564	553,876	268,108	—	1,407,548
2004	8	584,840	556,930	282,059	—	1,423,829
2005	8	578,330	502,742	255,658	—	1,336,730
2006	8	578,672	533,569	275,716	—	1,387,957
2007	8	584,006	526,080	275,716	—	1,385,802
2008	8	582,230	565,392	265,211	—	1,412,833
2009	8	551,110	503,105	265,228	—	1,391,443
2010	8	528,933	488,974	225,951	—	1,243,858
2011	8	526,997	486,462	242,099	—	1,255,558
2012	8	533,058	532,210	235,981	—	1,301,249
2013	8	569,939	552,811	240,750	—	1,363,500
2014	8	539,400	544,455	243,632	—	1,327,487
2015	8	529,488	532,774	228,268	—	1,290,530
2016	8	514,489	530,336	242,829	—	1,287,654
TOTALS		32,650,504	26,450,025	15,159,483	2,222,483	76,472,495

* Includes Miami Playoff Bowl games at end of season.
 ** First year of new method of announcing attendance.



RECORDS

CAREER TOP 10

SCORING

PLAYER	YEARS	TD	PAT	FG	TOTAL	
1. Lou Groza	1950-59	61-67	1	641	234	1,349
2. Phil Dawson	1999-2012	1	350	305	1,271	
3. Don Cockroft	1968-80	0	432	216	1,080	
4. Jim Brown	1957-65	126	0	0	756	
5. Matt Bahr	1981-89	0	248	143	677	
6. Leroy Kelly	1964-73	90	0	0	540	
7. Matt Stover	1991-95	0	156	108	480	
8. Gary Collins	1962-72	70	0	0	420	
9. Ray Renfro	1952-63	55	0	0	330	
10. Kevin Mack	1985-93	54	0	0	324	

RUSHING

PLAYER	YEARS	CARRIES	YARDS	AVG.	TD
1. Jim Brown	1957-65	2,359	12,312	5.2	106
2. Leroy Kelly	1964-73	1,727	7,274	4.2	74
3. Mike Pruitt	1976-84	1,593	6,540	4.1	47
4. Greg Pruitt	1973-81	1,158	5,496	4.7	25
5. Kevin Mack	1985-93	1,291	5,123	4.0	46
6. Earnest Byner	1984-88, 94-95	862	3,364	3.9	27
7. Ernie Green	1962-68	668	3,204	4.8	15
8. Jamal Lewis	2007-09	720	2,806	3.9	13
9. Bobby Mitchell	1958-61	423	2,297	5.4	16
10. Cleo Miller	1975-82	546	2,286	4.2	16

ATTEMPTS

PLAYER	YEARS	ATTEMPTS
1. Jim Brown	1957-65	2,359
2. Leroy Kelly	1964-73	1,727
3. Mike Pruitt	1976-84	1,593
4. Kevin Mack	1985-93	1,291
5. Greg Pruitt	1973-81	1,158
6. Earnest Byner	1984-88, 94-95	862
7. Jamal Lewis	2007-09	720
8. Ernie Green	1962-68	668
9. Eric Metcalf	1989-94	592
10. William Green	2002-05	568

TOUCHDOWNS

PLAYER	YEARS	RUSHING TDS
1. Jim Brown	1957-65	106
2. Leroy Kelly	1964-73	74
3. Mike Pruitt	1976-84	47
4. Kevin Mack	1985-93	46
5. Otto Graham	1950-55	33
6. Earnest Byner	1984-88, 94-95	27
7. Greg Pruitt	1973-81	25
8. Isaiah Crowell	2014-16	19
9. Bo Scott	1969-74	18
10. Cleo Miller	1975-82	16
Bobby Mitchell	1958-61	16

PASSING

PLAYER	YEARS	ATTEMPTS
1. Brian Sipe	1974-83	3,439
2. Bernie Kosar	1985-93	3,150
3. Frank Ryan	1962-68	1,755
4. Tim Couch	1999-03	1,714
5. Otto Graham	1950-55	1,565
6. Mike Phipps	1970-76	1,317
7. Bill Nelsen	1968-72	1,314
8. Derek Anderson	2005-09	1,109
9. Mitt Plum	1957-61	1,083
10. Vinny Testaverde	1993-95	998

COMPLETIONS

PLAYER	YEARS	COMPLETIONS
1. Brian Sipe	1974-83	1,944
2. Bernie Kosar	1985-93	1,853
3. Tim Couch	1999-03	1,025
4. Frank Ryan	1962-68	907
5. Otto Graham	1950-55	872
6. Bill Nelsen	1968-72	689
7. Mike Phipps	1970-76	633
8. Mitt Plum	1957-61	627
9. Derek Anderson	2005-09	587
10. Vinny Testaverde	1993-95	578

YARDS

PLAYER	YEARS	YARDS
1. Brian Sipe	1974-83	23,713
2. Bernie Kosar	1985-93	21,904
3. Otto Graham	1950-55	13,499
4. Frank Ryan	1962-68	13,361
5. Tim Couch	1999-03	11,131
6. Bill Nelsen	1968-72	9,725
7. Mitt Plum	1957-61	8,914
8. Mike Phipps	1970-76	7,700
9. Vinny Testaverde	1993-95	7,255
10. Derek Anderson	2005-09	7,083

TOUCHDOWNS

PLAYER	YEARS	TOUCHDOWNS
1. Brian Sipe	1974-83	154
2. Frank Ryan	1962-68	134
3. Bernie Kosar	1985-93	116
4. Otto Graham	1950-55	88
5. Bill Nelsen	1968-72	71
6. Mitt Plum	1957-61	66
7. Tim Couch	1999-03	64
8. Vinny Testaverde	1993-95	67
9. Derek Anderson	2005-09	46
10. Mike Phipps	1970-76	40

QUARTERBACK RATING (MINIMUM 750 ATTEMPTS)

PLAYER	YEARS	ATT	COMP	YARDS	TD	INT	RATING
1. Mitt Plum	1957-61	1,083	627	8,914	66	39	89.9
2. Bernie Kosar	1985-93	3,150	1,853	21,904	116	81	81.6
3. Frank Ryan	1962-68	1,755	907	13,361	134	88	81.4
4. Vinny Testaverde	1993-95	998	578	7,255	47	37	80.9
5. Otto Graham	1950-55	1,565	872	13,499	88	94	78.2
6. Tim Couch	1999-03	1,714	1,025	11,131	64	67	75.1
7. Brian Sipe	1974-83	3,439	1,944	23,713	154	149	74.8
8. Bill Nelsen	1968-72	1,314	689	9,725	71	71	72.1
9. Brandon Weeden	2012-13	784	438	5,116	23	26	71.8
10. Derek Anderson	2005-09	1,109	587	7,083	46	45	69.7

RECEIVING

PLAYER	YEARS	RECEPTIONS
1. Ozzie Newsome	1978-90	662
2. Gary Collins	1962-71	331
3. Greg Pruitt	1973-81	323
4. Kevin Johnson	1999-03	315
Brian Brennan	1984-91	315
6. Reggie Rucker	1975-81	310
7. Webster Slaughter	1986-91	305
8. Eric Metcalf	1989-94	297
9. Ray Renfro	1952-63	281
10. Earnest Byner	1984-88, 94-95	276
Dennis Northcutt	2000-06	276

RECEIVING YARDS

PLAYER	YEARS	REC.	YARDS	AVG.	TDS
1. Ozzie Newsome	1978-90	662	7,980	12.1	47
2. Ray Renfro	1952-63	281	5,508	19.6	50
3. Gary Collins	1962-71	331	5,299	16.0	70
4. Paul Warfield	1964-69, 76-77	271	5,210	19.2	52
5. Reggie Rucker	1975-81	310	4,953	16.0	32
6. Webster Slaughter	1986-91	305	4,834	15.8	27
7. Dave Logan	1976-83	262	4,247	16.2	24
8. Mitt Plum	1966-75	271	4,208	15.5	16
9. Brian Brennan	1984-91	315	4,148	13.2	19
10. Dante Lavelli	1950-56*	244	3,908	16.0	33

AVERAGE PER RECEPTION (MINIMUM 100 RECEPTIONS)

PLAYER	YEARS	AVERAGE
1. Ray Renfro	1952-63	19.6
2. Paul Warfield	1964-69, 76-77	19.2
3. Ricky Feacher	1976-84	18.4
4. Darrel Brewster	1952-58	18.1
5. Josh Gordon	2012-14	17.1
6. Dub Jones	1950-55	16.8
7. Dave Logan	1976-83	16.2
Michael Jackson	1991-95	16.2
9. Dante Lavelli	1950-56*	16.0
Gary Collins	1962-71	16.0
Reggie Rucker	1975-81	16.0

*Does not include AAFC statistics



STAFF

PLAYERS

2017 SEASON

HISTORY

RECORDS

GAME DAY

INTERCEPTIONS

PLAYER	YEARS	NO.	YARDS	AVG.	TD
1. Thom Darden	1972-74, 76-81	45	820	18.2	2
2. Warren Lahr	1950-59	40	530	13.3	5
3. Clarence Scott	1971-83	39	407	10.4	2
4. Ken Konz	1953-59	30	392	13.1	4
5. Bernie Parrish	1959-66	29	557	19.2	3
6. Ross Fichtner	1960-67	27	581	21.5	3
Mike Howell	1965-72	27	252	9.3	0
8. Felix Wright	1985-90	26	469	18.0	2
Hanford Dixon	1981-89	26	225	8.7	0
Tommy James	1950-55	26	208	8.0	0

PUNT RETURNS

RETURNS		
PLAYER	YEARS	NO.
1. Dennis Northcutt	2000-06	202
2. Joshua Cribbs	2005-12	195
3. Gerald McNeil	1986-89	161
4. Eric Metcalf	1989-94	127
5. Dino Hall	1979-83	111
6. Leroy Kelly	1964-73	94
7. Keith Wright	1978-80	78
8. Travis Benjamin	2012-15	68
Ken Konz	1953-59	68
10. Billy Reynolds	1953-54, 57	67

RETURN YARDS		
PLAYER	YEARS	YARDS
1. Joshua Cribbs	2005-12	2,154
2. Dennis Northcutt	2000-06	2,149
3. Gerald McNeil	1986-89	1,545
4. Eric Metcalf	1989-94	1,341
5. Leroy Kelly	1964-73	990
6. Dino Hall	1979-83	901
7. Travis Benjamin	2012-15	857
8. Greg Pruitt	1973-81	659
9. Bobby Mitchell	1958-61	607
10. Ken Konz	1953-59	556

RETURN AVERAGE (MINIMUM 50 RETURNS)

PLAYER	YEARS	NO.	YARDS	AVG.	TD
1. Travis Benjamin	2012-15	68	857	12.6	3
2. Greg Pruitt	1973-81	56	659	11.8	0
3. Bobby Mitchell	1958-61	54	607	11.2	3
4. Joshua Cribbs	2005-12	195	2,154	11.0	3
5. Dennis Northcutt	2000-06	202	2,149	10.6	3
Eric Metcalf	1989-94	127	1,341	10.6	5
7. Leroy Kelly	1964-73	94	990	10.5	3
8. Gerald McNeil	1986-89	161	1,545	9.6	1
9. Ken Konz	1953-59	68	556	8.2	1
10. Dino Hall	1979-83	111	901	8.1	0

KICKOFF RETURNS

RETURNS		
PLAYER	YEARS	NO.
1. Joshua Cribbs	2005-12	387
2. Dino Hall	1979-83	151
3. Eric Metcalf	1989-94	139
4. Andre' Davis	2002-04	88
5. Glen Young	1984-85, 87-88	87
6. Randy Baldwin	1991-94	82
7. Leroy Kelly	1964-73	76
8. Keith Wright	1978-80	70
9. Gerald McNeil	1986-89	64
10. Bobby Mitchell	1958-61	62
Walter Roberts	1964-66	62

RETURN YARDS		
PLAYER	YEARS	YARDS
1. Joshua Cribbs	2005-12	10,015
2. Dino Hall	1979-83	3,185
3. Eric Metcalf	1989-94	2,806
4. Glen Young	1984-85, 87-88	2,079
5. Randy Baldwin	1991-94	1,872
6. Andre' Davis	2002-04	1,871
7. Leroy Kelly	1964-73	1,784
8. Keith Wright	1978-80	1,767
9. Walter Roberts	1964-66	1,608
10. Bobby Mitchell	1958-61	1,550

KICKOFF RETURN AVERAGE (MINIMUM 50 RETURNS)

PLAYER	YEARS	NO.	YARDS	AVG.	TD
1. Greg Pruitt	1973-81	58	1,523	26.3	1
2. Walter Roberts	1964-66	62	1,608	25.9	0
Joshua Cribbs	2005-12	387	10,015	25.9	8
4. Keith Wright	1978-80	70	1,767	25.2	0
5. Bobby Mitchell	1958-61	62	1,550	25.0	3
6. Billy Lefear	1972-75	60	1,461	24.4	0
7. Glen Young	1984-85, 87-88	87	2,079	23.9	0
8. Leroy Kelly	1964-73	76	1,784	23.5	0
9. Randy Baldwin	1991-94	82	1,872	22.8	1
10. Andre' Davis	2002-04	88	1,871	21.3	1

COMBINED YARDS*

PLAYER	YEARS	ATT.	YARDS	AVG.
1. Jim Brown	1957-65	2,650	15,459	5.8
2. Joshua Cribbs	2005-12	817	14,083	17.2
3. Leroy Kelly	1964-73	2,087	12,329	5.9
4. Greg Pruitt	1973-81	1,595	10,700	6.7
5. Eric Metcalf	1989-94	1,155	9,108	7.9
6. Mike Pruitt	1976-84	1,860	8,538	4.6
7. Ozzie Newsome	1978-90	682	8,144	11.9
8. Kevin Mack	1985-93	1,488	6,725	4.5
9. Ray Renfro	1952-63	467	6,569	14.1
10. Earnest Byner	1984-88, 94-95	1,166	6,509	5.6

*Includes rushing, receiving, punt returns and kickoff returns.

1950 NFL CHAMPIONSHIP TEAM



TOP 10 SEASONS

SCORING

PLAYER	YEAR	TD	PAT	FG	TOTAL
1. Jim Brown	1965	21	0	0	126
2. Leroy Kelly	1968	20	0	0	120
Phil Dawson	2007	0	42	26	120
4. Phil Dawson	2012	0	29	29	116
5. Lou Groza	1964	0	49	22	115
6. Matt Stover	1995	0	26	29	113
7. Matt Stover	1994	0	32	26	110
8. Lou Groza	1953	0	39	23	108
Jim Brown	1958	18	0	0	108
Jim Brown	1962	18	0	0	108
Phil Dawson	2008	0	18	30	108

RUSHING YARDS

PLAYER	YEAR	ATT	YARDS	AVG.	TD
1. Jim Brown	1963	291	1,863	6.4	12
2. Jim Brown	1965	289	1,544	5.3	17
3. Jim Brown	1958	257	1,527	5.9	17
4. Jim Brown	1964	280	1,446	5.2	7
5. Jim Brown	1961	305	1,408	4.6	8
6. Jim Brown	1959	290	1,329	4.6	14
7. Jamal Lewis	2007	298	1,304	4.4	9
8. Mike Pruitt	1979	264	1,294	4.9	9
9. Jim Brown	1960	215	1,257	5.8	9
10. Leroy Kelly	1968	248	1,239	5.0	16

PASSING

PLAYER	YEAR	YARDS					RATING
		ATT	COMP	YARDS	TD	INT	
1. Brian Sipe	1980	554	337	4,132	30	14	91.4
2. Brian Sipe	1981	567	313	3,876	17	25	68.2
3. Bernie Kosar	1986	531	310	3,854	17	10	83.8
4. Brian Sipe	1979	535	286	3,793	28	26	73.4
5. Derek Anderson	2007	527	298	3,787	29	19	82.5
6. Brian Sipe	1983	496	291	3,566	26	23	79.1
7. Bernie Kosar	1989	513	303	3,533	18	14	80.3
8. Bernie Kosar	1991	494	307	3,487	18	9	87.8
9. Paul McDonald	1984	493	271	3,472	14	23	67.3
10. Brandon Weeden	2012	517	297	3,385	14	17	72.6

QUARTERBACK RATING (MINIMUM 200 ATTEMPTS)

PLAYER	YEAR	ATT	COMP	YARDS	TD	INT	RATING
1. Mitt Plum	1960	250	151	2,297	21	5	110.37
2. Otto Graham	1953	258	167	2,722	11	9	99.66
3. Bernie Kosar	1987	389	241	3,033	22	9	95.41
4. Josh McCown	2015	292	186	2,109	12	4	93.25
5. Brian Sipe	1980	554	337	4,132	30	14	91.37
6. Frank Ryan	1963	256	135	2,038	25	13	90.59
7. Mitt Plum	1961	302	177	2,416	18	10	90.33
8. Frank Ryan	1966	382	200	2,974	29	14	88.19
9. Bernie Kosar	1991	494	307	3,487	18	9	87.84
10. V. Testaverde	1995	392	241	2,883	17	10	87.79

RECEIVING

PLAYER	RECEPTIONS	
	YEAR	RECEPTIONS
1. Ozzie Newsome	1983	89
Ozzie Newsome	1984	89
Kellen Winslow	2006	89
4. Josh Gordon	2013	87
5. Kevin Johnson	2001	84
6. Kellen Winslow	2007	82
7. Jordan Cameron	2013	80
Braylon Edwards	2007	80
9. Gary Barnidge	2015	79
10. Terrelle Pryor Sr.	2016	77

YARDS

PLAYER	YEAR	YARDS
1. Josh Gordon	2013	1,646
2. Braylon Edwards	2007	1,289
3. Webster Slaughter	1989	1,236
4. Kellen Winslow	2007	1,106
5. Kevin Johnson	2001	1,097
6. Paul Warfield	1968	1,067
7. Gary Barnidge	2015	1,043
8. Antonio Bryant	2005	1,009
9. Terrelle Pryor Sr.	2016	1,007
10. Ozzie Newsome	1981	1,002

INTERCEPTIONS

PLAYER	YEAR	NO	YARDS	AVG	TD
1. Thom Darden	1978	10	200	20.0	0
Anthony Henry	2001	10	177	17.7	1
3. Tommy James	1950	9	69	7.7	0
Felix Wright	1989	9	91	10.1	1
Eric Turner	1994	9	199	22.1	1
6. Warren Lahr	1950	8	99	12.4	2
Jim Shofer	1960	8	75	9.4	0
Bobby Franklin	1960	8	131	16.4	2
Mike Howell	1966	8	62	7.8	0
Ross Fichtner	1966	8	152	19.0	1
Ben Davis	1968	8	162	20.3	0
Thom Darden	1974	8	105	13.1	0

PUNTING GROSS AVERAGE

PLAYER	YEAR	NO	YARDS	AVG.	LG	BLOCK
1. Andy Lee	2015	70	3,270	46.71	67	0
2. Gary Collins	1965	65	3,035	46.69	71	0
3. Horace Gillom	1952	61	2,787	45.69	73	1
4. Chris Gardocki	2000	108	4,919	45.56	67	0
5. Horace Gillom	1951	73	3,321	45.49	66	0
6. Dave Zastudil	2008	75	3,410	45.47	65	0
7. Britton Colquitt	2016	83	3,761	45.31	65	0
8. Dave Zastudil	2009	49	2,188	44.70	60	0
9. Spencer Lanning	2014	93	4,119	44.29	59	0
Brian Hansen	1993	82	3,632	44.29	72	2

PUNT RETURN AVERAGE

PLAYER	YEAR	NO	YARDS	AVG.	TD
1. Leroy Kelly	1965	17	265	15.6	2
2. Dennis Northcutt	2002	25	367	14.7	2
3. Joshua Cribbs	2007	30	405	13.5	1
4. Greg Pruitt	1974	27	349	12.9	0
Eric Metcalf	1993	36	464	12.9	2
7. Ben Davis	1967	18	229	12.7	1
6. Ken Carpenter	1951	14	173	12.4	0
8. Dennis Northcutt	2004	36	432	12.0	0
Joshua Cribbs	2012	38	457	12.0	0
10. Joshua Cribbs	2009	38	452	11.9	1

KICKOFF RETURN AVERAGE (MINIMUM 14)

PLAYER	YEAR	NO	YARDS	AVG.	TD
1. Billy Lefear	1975	14	412	31.7	0
2. Joshua Cribbs	2007	59	1,809	30.7	2
3. Billy Reynolds	1954	14	413	29.5	0
4. Bo Scott	1969	25	722	28.9	0
5. Greg Pruitt	1973	16	453	28.3	0
6. Walter Roberts	1964	24	661	27.5	0
Greg Pruitt	1974	22	606	27.5	1
Joshua Cribbs	2009	56	1,542	27.5	3
9. Walter Roberts	1965	18	493	27.4	0
Joshua Cribbs	2012	43	1,178	27.4	0

COMBINED YARDS*

PLAYER	YEAR	ATT	YARDS	AVG.
1. Joshua Cribbs	2009	169	2,510	14.9
2. Joshua Cribbs	2007	101	2,312	22.9
3. Jim Brown	1963	315	2,131	6.8
4. Leroy Kelly	1966	273	2,014	7.4
5. Eric Metcalf	1993	243	1,932	8.0
6. Jim Brown	1961	353	1,917	5.4
7. Joshua Cribbs	2011	121	1,905	15.7
8. Jim Brown	1965	323	1,872	5.8
9. Greg Pruitt	1975	288	1,798	6.2
10. Jim Brown	1964	316	1,786	5.7

*Includes rushing, receiving, punt returns and kickoff returns.

STAFF

PLAYERS

2017 SEASON

HISTORY

RECORDS

GAME DAY



TOP 10 GAME PERFORMANCES

RUSHING YARDS

PLAYER	OPPONENT	DATE	YARDS
1. Jerome Harrison	at Kansas City	12/20/2009	286
2. Jim Brown	vs. L.A. Rams	11/24/1957	237
4. Bobby Mitchell	vs. Philadelphia	11/19/1961	237
Jim Brown	at Washington	11/15/1959	232
6. Jim Brown	at Philadelphia	9/22/1963	232
6. Jim Brown	at Philadelphia	11/3/1963	223
7. Jamal Lewis	vs. Cincinnati	9/16/2007	216
8. Greg Pruitt	vs. Kansas City	12/14/1975	214
9. Greg Pruitt	at Atlanta	10/17/1976	191
10. Marion Motley	vs. Pittsburgh	10/29/1950	188
Jim Brown	at Dallas	10/18/1964	188
Earnest Byner	at Houston Oilers	12/16/1984	188

PASSING

YARDS				
PLAYER	OPPONENT	DATE	YARDS	ATT COMP
1. Josh McCown	at Baltimore	10/11/2015	457	51 36
2. Brian Sipe	vs. Baltimore	10/25/1981	444	41 30
3. Bernie Kosar	vs. Pittsburgh	11/23/1986	414	46 28
4. Kelly Holcomb	at Cincinnati	11/28/2004	413	39 30
5. Otto Graham	at Pittsburgh	10/4/1952	403	49 21
5. Bernie Kosar	vs. Miami	11/10/1986	401	50 32
7. Kelly Holcomb	vs. Arizona	11/16/2003	392	35 29
8. Jason Campbell	at New England	12/8/2013	391	44 29
Brian Sipe	vs. Green Bay	10/19/1980	391	39 24
10. Brian Sipe	vs. San Diego	9/7/1981	375	57 31

HIGHEST QUARTERBACK RATING (MINIMUM 15 ATTEMPTS)

PLAYER	OPPONENT	DATE	RATING
1. Otto Graham	vs. Chicago Cardinals	10/10/1954	158.33
Brian Sipe	vs. Buffalo	10/29/1978	158.33
3. Milt Plum	vs. St. Louis Cardinals	11/13/1960	154.86
4. Milt Plum	vs. Washington	10/25/1959	153.94
5. Brian Sipe	at Baltimore	11/19/1978	150.57
6. Frank Ryan	at New York Giants	10/24/1965	146.39
7. Bernie Kosar	vs. Dallas	12/4/1988	145.29
8. Milt Plum	vs. Philadelphia	10/23/1960	145.08
9. Gary Danielson	at Cincinnati	10/18/1987	144.02
10. Derek Anderson	at St. Louis Rams	10/28/2007	143.00

RECEIVING

RECEPTIONS			
PLAYER	OPPONENT	DATE	REC
1. Josh Gordon	vs. Pittsburgh	11/24/2013	14
Ozzie Newsome	vs. New York Jets	10/14/1984	14
3. Mac Speedie	vs. Chicago Cardinals	11/9/1952	11
Webster Slaughter	at Pittsburgh	12/22/1991	11
Kevin Johnson	at San Francisco	9/21/2003	11
Kellen Winslow	at San Diego	11/5/2006	11
Kellen Winslow	at Houston Texans	12/31/2006	11
Kellen Winslow	vs. Seattle	11/4/2007	11
9. Dub Jones	at Washington	12/10/1950	10

Gern Nagler	at Pittsburgh	11/20/1960	10
Greg Pruitt	vs. New York Jets	12/7/1980	10
Ozzie Newsome	vs. San Diego	12/5/1982	10
Ozzie Newsome	at Cincinnati	12/12/1982	10
Ozzie Newsome	vs. Houston Oilers	11/25/1984	10
Earnest Byner	vs. Cincinnati	9/18/1986	10
Brian Brennan	at Cincinnati	10/18/1987	10
Leroy Hoard	at Houston Oilers	11/17/1991	10
Leroy Hoard	vs. Houston Oilers	12/15/1991	10
Darrin Chiaverini	vs. Jacksonville	12/19/1999	10
Jamel White	at Tampa Bay	10/13/2002	10
Kellen Winslow	vs. Houston Texans	11/25/2007	10
Kellen Winslow	vs. Denver	11/6/2008	10
Benjamin Watson	at Miami	12/5/2010	10
Josh Gordon	at Minnesota	9/22/2013	10
Jordan Cameron	vs. Cincinnati	9/29/2013	10
Josh Gordon	vs. Jacksonville	12/1/2013	10

YARDS			
PLAYER	OPPONENT	DATE	YARDS
1. Josh Gordon	vs. Jacksonville	12/1/2013	261
2. Josh Gordon	vs. Pittsburgh	11/24/2013	237
3. Ozzie Newsome	vs. New York Jets	10/14/1984	191
4. Webster Slaughter	vs. Chicago	10/23/1989	186
5. Webster Slaughter	vs. Houston Oilers	10/29/1989	184
6. Darrel Brewster	vs. New York Giants	12/6/1953	182
7. Gern Nagler	at Pittsburgh	11/20/1960	177
Reggie Rucker	vs. Miami	11/18/1979	177
Eric Metcalf	at L.A. Raiders	9/20/1992	177
10. Brian Brennan	vs. San Diego	12/21/1986	176

PUNT RETURN YARDS

PLAYER	OPPONENT	DATE	YARDS
1. Travis Benjamin	vs. Buffalo	10/3/2013	179
2. Eric Metcalf	vs. Pittsburgh	10/24/1993	166
3. Travis Benjamin	vs. Tennessee	9/20/2015	154
4. Joshua Cribbs	vs. San Francisco	12/30/2007	135
5. Joshua Cribbs	vs. Cincinnati	10/4/2009	120
6. Eric Metcalf	at Cincinnati	9/4/1994	115
7. Leroy Kelly	at Pittsburgh	11/28/1965	109
8. Gerald McNeil	vs. Detroit	9/28/1986	106
9. Dennis Northcutt	at Tennessee	9/22/2002	105
10. Dennis Northcutt	at San Diego	11/5/2006	104

KICKOFF RETURN YARDS

PLAYER	OPPONENT	DATE	YARDS
1. Joshua Cribbs	at Kansas City	12/20/2009	269
2. Joshua Cribbs	at Baltimore	11/18/2007	245
3. Joshua Cribbs	vs. Baltimore	11/2/2008	237
4. Joshua Cribbs	at New York Giants	10/7/2012	221
5. Richard Alston	at Cincinnati	11/28/2004	212
6. Joshua Cribbs	at Pittsburgh	11/11/2007	204
7. Richard Alston	at Baltimore	11/7/2004	197
8. Joshua Cribbs	vs. Washington	12/16/2012	191
9. Joshua Cribbs	vs. Cincinnati	9/16/2007	183
10. Joshua Cribbs	at Oakland	9/23/2007	174

COMBINED YARDS*

PLAYER	OPPONENT	DATE	YARDS
1. Joshua Cribbs	at Kansas City	12/20/2009	316 (269 KR, 36 PR, 8 R, 3 P)
2. Jim Brown	vs. Philadelphia	11/19/1961	313 (237 R, 52 P, 24 KR)
3. Joshua Cribbs	at Baltimore	11/18/2007	309 (245 KR, 61 PR, 3 R)
4. Greg Pruitt	vs. Cincinnati	11/23/1975	304 (121 R, 106 P, 36 KR, 41 PR)
5. Leroy Kelly	vs. New York Giants	12/4/1966	299 (126 R, 71 P, 102 KR)
6. Joshua Cribbs	vs. Baltimore	11/2/2008	278 (237 KR, 41 PR)
7. Travis Benjamin	vs. Tennessee	9/20/2015	269 (154 PR, 115 R)
Jim Brown	at Los Angeles Rams	11/24/1957	269 (237 R, 21 P, 11 KR)
9. Jim Brown	at Washington	9/15/1963	262 (162 R, 100 P)
10. Josh Gordon	vs. Jacksonville	12/1/2013	261 (261 P)

*Includes rushing, receiving, punt returns and kickoff returns.

STAFF

PLAYERS

2017 SEASON

HISTORY

RECORDS

GAME DAY



LONGEST PLAYS

LONGEST RUSHING PLAYS

- 90 — Bobby Mitchell vs. Washington Redskins, Nov. 15, 1959 (TD)
- 85 — **Isaiah Crowell vs. Baltimore Ravens, Sept. 18, 2016 (TD)**
- 80 — Jim Brown vs. Washington Redskins, Sept. 15, 1963 (TD)
- 78 — Greg Pruitt vs. Kansas City Chiefs, Oct. 30, 1977 (TD)
- 78 — Lee Suggs at Cincinnati Bengals, Dec. 28, 2003 (TD)
- 77 — Mike Pruitt vs. Oakland Raiders, Dec. 9, 1979 (TD)
- 75 — Reuben Droughns vs. Miami Dolphins, Nov. 20, 2005 (TD)
- 73 — Ernie Green vs. Detroit Lions, Dec. 8, 1963
- 72 — Jerome Harrison at Buffalo Bills, Nov. 7, 2008 (TD)
- 71 — Jim Brown vs. Philadelphia Eagles, Nov. 23, 1960 (TD)
- 71 — Jim Brown vs. Dallas Cowboys, Sept. 22, 1963 (TD)
- 71 — Jim Brown vs. Dallas Cowboys, Oct. 18, 1964
- 71 — Mike Pruitt vs. Buffalo Bills, Oct. 29, 1978 (TD)
- 71 — Jerome Harrison at Kansas City, Dec. 20, 2009 (TD)

LONGEST PASSING PLAYS

- '99 — Jeff Garcia to Andre Davis vs. Cincinnati Bengals, Oct. 17, 2004 (TD)
 - 97 — Bernie Kosar to Webster Slaughter vs. Chicago Bears, Oct. 23, 1989 (TD)
 - 95 — Brandon Weeden to **Josh Gordon vs. Jacksonville Jaguars, Dec. 1, 2013 (TD)**
 - 87 — Bill Nelsen to Milt Morin vs. Philadelphia Eagles, Nov. 24, 1968
 - 86 — Milt Plum to Leon Clarke vs. Philadelphia Eagles, Oct. 23, 1960 (TD)
 - 83 — Frank Ryan to Jim Brown vs. Washington Redskins, Sept. 15, 1963 (TD)
 - 82 — Bill Nelsen to Paul Warfield vs. St. Louis Cardinals, Dec. 14, 1969 (TD)
 - 81 — Otto Graham to Dub Jones vs. San Francisco 49ers, Sept. 30, 1951 (TD)
 - 81 — Vinny Testaverde to Derrick Alexander vs. Arizona Cardinals, Sept. 18, 1994 (TD)
 - 81 — Brian Hoyer to Jordan Cameron at Carolina Panthers, Dec. 21, 2014 (TD)
- *tied an NFL record

LONGEST PUNTS

- 80 — Horace Gillom vs. New York Giants, Nov. 28, 1954
- 75 — Horace Gillom vs. Pittsburgh Steelers, Oct. 29, 1950
- 73 — Horace Gillom vs. Washington Redskins, Oct. 26, 1952
- 73 — Gary Collins vs. Pittsburgh Steelers, Oct. 5, 1963
- 73 — Brian Hansen vs. Denver Broncos, Sept. 27, 1992
- 72 — Brian Hansen at Cincinnati Bengals, Oct. 17, 1993
- 71 — Gary Collins vs. Philadelphia Eagles, Oct. 2, 1965
- 71 — Don Cockroft vs. Houston Oilers, Nov. 22, 1970
- 71 — Don Cockroft vs. Kansas City Chiefs, Dec. 2, 1973
- 70 — Fred Morrison vs. Baltimore Colts, Nov. 11, 1956

LONGEST PUNT RETURNS

- 93 — Travis Benjamin vs. Kansas City Chiefs, Dec. 9, 2012 (TD)
- 92 — Eric Metcalf at Cincinnati Bengals, Sept. 4, 1994 (TD)
- 91 — Eric Metcalf vs. Pittsburgh Steelers, Oct. 24, 1993 (TD)
- 87 — Dennis Northcutt vs. Pittsburgh Steelers, Nov. 3, 2002 (TD)
- 84 — Gerald McNeil vs. Detroit Lions, Sept. 28, 1986 (TD)
- 84 — Joshua Cribbs at Baltimore Ravens, Dec. 24, 2011 (TD)
- 81 — Dennis Northcutt at San Diego Chargers, Nov. 5, 2006
- 79 — Travis Benjamin vs. Buffalo Bills, Oct. 3, 2013 (TD)
- 78 — Travis Benjamin vs. Tennessee Titans, Sept. 20, 2015 (TD)
- 78 — Bobby Mitchell vs. New York Giants, Dec. 6, 1959 (TD)

LONGEST KICKOFF RETURNS

- 104 — Carl Ward vs. Washington Redskins, Nov. 26, 1967 (TD)
- 103 — Joshua Cribbs at Kansas City Chiefs, Dec. 20, 2009 (TD)
- 102 — Leroy Bolden vs. Chicago Cardinals, Oct. 26, 1958 (TD)
- 101 — Eric Metcalf at Houston Oilers, Dec. 9, 1990 (TD)
- 100 — Gerald McNeil at Pittsburgh Steelers, Oct. 5, 1986 (TD)
- 100 — Joshua Cribbs at Pittsburgh Steelers, Nov. 11, 2007 (TD)
- 100 — Joshua Cribbs at Kansas City Chiefs, Dec. 20, 2009 (TD)
- 99 — Joshua Cribbs at Oakland Raiders, Sept. 23, 2007 (TD)
- 98 — Bobby Mitchell vs. Philadelphia Eagles, Nov. 23, 1958 (TD)
- 98 — Eric Metcalf at New York Jets, Sept. 16, 1990 (TD)
- 98 — Joshua Cribbs at Pittsburgh Steelers, Oct. 18, 2009 (TD)

LONGEST INTERCEPTION RETURNS

- 100 — Brodney Pool at Baltimore Ravens, Nov. 18, 2007 (TD)
- 98 — Brandon McDonald at Philadelphia Eagles, Dec. 15, 2008
- 97 — Najee Mustafa vs. Miami Dolphins, Oct. 10, 1993 (TD)
- 97 — Anthony Henry vs. Jacksonville Jaguars, Dec. 16, 2001 (TD)
- 94 — Eric Wright vs. New York Giants, Oct. 13, 2008 (TD)
- 93 — Eric Turner vs. Arizona Cardinals, Sept. 18, 1994 (TD)
- 92 — Bernie Parrish vs. Chicago Bears, Dec. 11, 1960 (TD)
- 92 — David Brandon vs. Chicago Bears, Nov. 29, 1992 (TD)
- 88 — Ross Fichtner (later from Erich Barnes) vs. New Orleans Saints, Oct. 1, 1967
- 79 — Jim Houston vs. New York Giants, Dec. 3, 1967 (TD)

LONGEST FUMBLE RETURNS

- 89 — Don Paul vs. Pittsburgh Steelers, Nov. 10, 1957 (TD)
- 73 — Stevon Moore at Houston Oilers, Nov. 8, 1992 (TD)
- 55 — Earnest Byner vs. Buffalo Bills, Nov. 4, 1984 (TD)
- 54 — Len Ford vs. Philadelphia Eagles, Nov. 13, 1955
- 51 — T.J. Ward vs. Chicago Bears, Dec. 15, 2013
- 47 — George Young vs. Washington Redskins, Oct. 14, 1951 (TD)
- 47 — Nick Roman vs. Denver Broncos, Oct. 27, 1974
- 44 — Junior Wren vs. Chicago Cardinals, Oct. 4, 1959 (TD)
- 42 — Jerry Helluin vs. Philadelphia Eagles, Oct. 10, 1953 (TD)
- 40 — Daven Holly vs. Tampa Bay Buccaneers, Dec. 24, 2006 (TD)

LONGEST FIELD GOALS

- 60 — Steve Cox at Cincinnati Bengals, Oct. 21, 1984
- 58 — Steve Cox at Denver Broncos, Dec. 4, 1983
- 57 — Don Cockroft at Denver Broncos, Oct. 29, 1972
- 56 — Phil Dawson at Buffalo Bills, Nov. 17, 2008
- 55 — Matt Stover at Houston Oilers, Nov. 17, 1991
- 54 — Phil Dawson vs. Baltimore Ravens, Nov. 6, 2008
- 54 — Phil Dawson at Cincinnati Bengals, Nov. 27, 2011
- 53 — Matt Stover at Houston Oilers, Dec. 12, 1993
- 53 — Phil Dawson vs. Seattle Seahawks, Oct. 23, 2011
- 53 — Phil Dawson at Denver Broncos, Dec. 23, 2012
- 52 — Lou Groza vs. New York Giants, Oct. 12, 1952
- 52 — Matt Bahr at Minnesota Vikings, Oct. 26, 1986
- 52 — Phil Dawson vs. Cincinnati Bengals, Sept. 15, 2002
- 52 — Phil Dawson vs. Oakland Raiders, Oct. 12, 2003
- 52 — Phil Dawson vs. Denver Broncos, Nov. 6, 2008
- 52 — Phil Dawson vs. Seattle Seahawks, Oct. 23, 2011
- 52 — Phil Dawson at San Francisco 49ers, Oct. 30, 2011
- 52 — Phil Dawson at Baltimore Ravens, Sept. 27, 2012
- 52 — Billy Cundiff vs. Oakland Raiders, Oct. 26, 2014

STAFF

PLAYERS

2017 SEASON

HISTORY

RECORDS

GAME DAY



INDIVIDUAL RECORDS

SERVICE

Most Seasons

- 17 Lou Groza (1950-59, 1961-67)
- 16 Clay Matthews (1978-93)
- 15 Gene Hickerson (1958-60, 1962-73)

Most Consecutive Seasons

- 16 Clay Matthews (1978-93)
- 14 Doug Dieken (1971-84)
- 14 Phil Dawson (1999-2012)
- 13 Dick Schafrath (1959-71)
- 13 Jim Houston (1960-72)
- 13 Don Cockroft (1968-80)
- 13 Clarence Scott (1971-83)
- 13 Ozzie Newsome (1978-90)

Most Games

- 232 Clay Matthews (1978-93)
- 216 Lou Groza (1950-59, 1961-67)
- 215 Phil Dawson (1999-2012)
- 203 Doug Dieken (1971-84)
- 202 Gene Hickerson (1958-60, 1962-73)

Most Consecutive Games

- 203 Doug Dieken (1971-84)
- 188 Don Cockroft (1968-80)
- 178 Clarence Scott (1971-83)
- 168 Walter Johnson (1965-76)
- 165 Gene Hickerson (1962-73)

Most Consecutive Starts

- 194 Doug Dieken (1971-84)

SCORING

Most Points – Career

- 1,349 Lou Groza (1950-59, 61-67); 234 FG, 641 PAT, 1 TD
- 1,271 Phil Dawson (1999-2012); 305 FG, 350 PAT, 1 TD
- 1,080 Don Cockroft (1968-80); 216 FG, 432 PAT
- 756 Jim Brown (1957-65); 126 TD
- 677 Matt Bahr (1981-89); 143 FG, 248 PAT

Most Points – Season

- 126 Jim Brown (1965); 21 TD
- 120 Phil Dawson (2007); 42 PAT, 26 FG
- 120 Leroy Kelly (1968); 20 TD
- 116 Phil Dawson (2012); 29 PAT, 29 FG
- 115 Lou Groza (1964); 22 FG, 49 PAT

Most Points – Game

- *36 Dub Jones (11/25/1951 vs. Chicago Bears); 6 TD
- 30 Jim Brown (11/1/1959 at Baltimore Colts); 5 TD
- 24 Jim Brown (11/24/1957 vs. Los Angeles Rams); 4 TD
- 24 Jim Brown (10/26/1958 at Chicago Cardinals); 4 TD
- 24 Jim Brown (11/19/1961 vs. Philadelphia Eagles); 4 TD
- 24 Jim Brown (11/18/1962 vs. St. Louis Cardinals); 4 TD
- 24 Jim Brown (11/28/1965 at Pittsburgh Steelers); 4 TD
- 24 Leroy Kelly (12/1/1968 vs. New York Giants); 4 TD
- 24 Eric Metcalf (9/20/1992 at Los Angeles Raiders); 4 TD
- 24 Jamal Lewis (11/7/2007 vs. Seattle Seahawks); 4 TD

*Tied for NFL Record

Most Consecutive Games Scoring

- 107 Lou Groza (1950)–9, (1959)–2

Most Seasons, 100 or More Points

- 6 Phil Dawson (2002, 2004-05, 2007-08, 2012)
- 3 Jim Brown (1958, 1962, 1965)

Most Total Touchdowns – Career

- 126 Jim Brown (1957-65); 106 Rush, 20 Rec
- 90 Leroy Kelly (1964-73); 74 Rush, 13 Rec, 3 Ret
- 70 Gary Collins (1962-71); 70 Rec
- 55 Ray Renfro (1952-63); 4 Rush, 50 Rec, 1 Ret
- 54 Kevin Mack (1985-93); 46 Rush, 8 Rec

Most Total Touchdowns – Season

- 21 Jim Brown (1965); 17 Rush, 4 Rec
- 20 Leroy Kelly (1968); 16 Rush, 4 Rec
- 18 Jim Brown (1958); 17 Rush, 1 Rec
- 18 Jim Brown (1962); 13 Rush, 5 Rec
- 16 Leroy Kelly (1966); 15 Rush, 1 Rec
- 16 Braylon Edwards (2007); 16 Rec

Most Total Touchdowns – Game

- 6 Dub Jones (11/25/1951 vs. Chicago Bears); 4 Rush, 2 Rec
- 5 Jim Brown (11/1/1959 at Baltimore Colts); 5 Rush
- 4 Jim Brown (11/24/1957 vs. Los Angeles Rams); 4 Rush

- 4 Jim Brown (10/26/1958 at Chicago Cardinals); 4 Rush
- 4 Jim Brown (11/19/1961 vs. Philadelphia Eagles); 4 Rush
- 4 Jim Brown (11/18/1962 vs. St. Louis Cardinals); 4 Rush
- 4 Jim Brown (11/28/1965 at Pittsburgh Steelers); 3 Rush, 1 Rec
- 4 Leroy Kelly (12/1/1968 vs. New York Giants); 4 Rush
- 4 Eric Metcalf (9/20/1992 at Los Angeles Raiders); 1 Rush, 3 Rec
- 4 Jamal Lewis (11/4/2007 vs. Seattle Seahawks); 4 Rush

Most Consecutive Games Scoring Touchdowns

- 10 Jim Brown (1965)
- 9 Leroy Kelly (1968)

Most Return Touchdowns – Career (Defense/Special Teams)

- 11 Joshua Cribbs (2005-12)
- 7 Eric Metcalf (1989-94)
- 6 Bobby Mitchell (1958-61)
- 5 Warren Lahr (1950-59)
- 5 Ken Konz (1953-59)

Most Return Touchdowns – Season (Defense/Special Teams)

- 4 Joshua Cribbs (2009)
- 3 Joshua Cribbs (2007)
- 2 Warren Lahr (1950, 1951)
- 2 Ken Konz (1954)
- 2 Bobby Mitchell (1958, 1961)
- 2 Bobby Franklin (1960)
- 2 Leroy Kelly (1965)
- 2 Jim Houston (1967)
- 2 Gerald McNeil (1986)
- 2 Thane Gash (1989)
- 2 David Grayson (1989)
- 2 Eric Metcalf (1990, 1993, 1994)
- 2 David Brandon (1992)
- 2 Dennis Northcutt (2002)
- 2 Daven Holly (2006)
- 2 David Bowens (2010)
- 2 T.J. Ward (2013)
- 2 Karlos Dansby (2015)

Most Return Touchdowns – Game (Defense/Special Teams)

- 2 Bobby Mitchell (11/23/1958 vs. Philadelphia Eagles)
- 2 Bobby Franklin (12/11/1960 vs. Chicago Bears)
- 2 David Grayson (9/10/1989 at Pittsburgh Steelers)
- 2 Eric Metcalf (10/24/1993 vs. Pittsburgh Steelers)
- 2 Joshua Cribbs (12/20/2009 at Kansas City Chiefs)
- 2 David Bowens (10/24/2010 at New Orleans Saints)

Most Points After Touchdowns – Career

- 641 Lou Groza (1950-59, 1961-67)
- 432 Don Cockroft (1968-80)
- 350 Phil Dawson (1999-2012)
- 248 Matt Bahr (1981-89)
- 156 Matt Stover (1991-95)

Most Points After Touchdowns – Season

- 51 Lou Groza (1966)
- 49 Lou Groza (1964)
- 46 Don Cockroft (1968)
- 45 Lou Groza (1965)
- 45 Don Cockroft (1969)

Most Points After Touchdowns – Game

- 8 Lou Groza (12/6/1953 vs. New York Giants)
- 7 four times, most recently: Lou Groza (12/2/1951 vs. Chicago Cardinals)

Most Consecutive Points After Touchdowns Made

- 138 Lou Groza (1963-66)

Most Field Goals – Career

- 305 Phil Dawson (1999-2012)
- 234 Lou Groza (1950-59, 1961-67)
- 216 Don Cockroft (1968-80)
- 143 Matt Bahr (1981-89)
- 108 Matt Stover (1991-95)

Most Field Goals – Season

- 30 Phil Dawson (2008)
- 29 Matt Stover (1995)
- 29 Phil Dawson (2012)
- 28 Travis Coons (2015)
- 27 Phil Dawson (2005)

Most Field Goals – Game

- 6 Phil Dawson (11/5/2006 at San Diego Chargers)
- 5 Don Cockroft (10/19/1975 at Denver Broncos)
- 5 Matt Stover (10/29/1995 at Cincinnati Bengals)

STAFF

PLAYERS

2017 SEASON

HISTORY

RECORDS

GAME DAY



- 5 Phil Dawson (1/2/2005 at Houston Texans)
- 5 Phil Dawson (11/17/2008 at Buffalo Bills)
- 5 Phil Dawson (11/4/2012 vs. Baltimore Ravens)

Most Consecutive Games with a Field Goal Made

- 23 Phil Dawson (2010) – 14, (2011) – 9
- 15 Phil Dawson (2007) – 1, (2008) – 14
- 14 Lou Groza (1950) – 10, (1951) – 4

Most Consecutive Field Goals Made

- 29 Phil Dawson (2011) – 6, (2012) – 23
- 27 Phil Dawson (2003) – 10, (2004) – 17
- 23 Matt Stover (1994) – 20, (1995) – 3
- 21 Phil Dawson (2001) – 15, (2002) – 6
- 20 Phil Dawson (2004) – 5 (2005) – 15

Highest Field Goal Percentage – Career (minimum 50 attempts)

- 84.00 Phil Dawson (1999-2012); 305-363
- 80.60 Matt Stover (1991-95); 108-134
- 74.09 Matt Bahr (1981-89); 143-193
- 65.85 Don Cockroft (1968-80); 216-328
- 58.10 Lou Groza (1950-59, 1961-67); 233-401

Highest Field Goal Percentage – Season (minimum 14 attempts)

- 93.50 Phil Dawson (2012); 29-31
- 93.10 Phil Dawson (2005); 27-29
- 92.86 Matt Stover (1994); 26-28
- 89.47 Phil Dawson (2009); 17-19
- 88.46 Lou Groza (1953); 23-26

Most Safeties – Career

- 2 Walter Johnson (1965-76)

Most Safeties – Season

- 1 14 times; most recently: blocked punt out of the end zone (at Tennessee, 10/15/2014)

RUSHING

Most Rushing Attempts – Career

- 2,359 Jim Brown (1957-65)
- 1,727 Leroy Kelly (1964-73)
- 1,593 Mike Pruitt (1976-84)
- 1,291 Kevin Mack (1985-93)
- 1,158 Greg Pruitt (1973-81)

Most Rushing Attempts – Season

- 309 Reuben Droughns (2005)
- 305 Jim Brown (1961)
- 298 Jamal Lewis (2007)
- 293 Mike Pruitt (1983)
- 291 Jim Brown (1963)

Most Rushing Attempts – Game

- 39 Jerome Harrison (12/27/2009 vs. Oakland Raiders)
- 38 Lee Suggs (12/26/2004 at Miami Dolphins)
- 37 Jim Brown (10/4/1959 at Chicago Cardinals)
- 34 Jim Brown (10/12/1958 vs. Chicago Cardinals)
- 34 Jim Brown (11/19/1961 vs. Philadelphia Eagles)
- 34 Jerome Harrison (12/20/2009 at Kansas City Chiefs)

Most Rushing Yards – Career

- 12,312 Jim Brown (1957-65)
- 7,274 Leroy Kelly (1964-73)
- 6,540 Mike Pruitt (1976-84)
- 5,496 Greg Pruitt (1973-81)
- 5,123 Kevin Mack (1985-93)

Most Rushing Yards – Season

- 1,863 Jim Brown (1963)
- 1,544 Jim Brown (1965)
- 1,527 Jim Brown (1958)
- 1,446 Jim Brown (1964)
- 1,408 Jim Brown (1961)

Most Rushing Yards – Game

- 286 Jerome Harrison (12/20/2009 at Kansas City Chiefs)
- 237 Jim Brown (11/24/1957 vs. Los Angeles Rams)
- 237 Jim Brown (11/19/1961 vs. Philadelphia Eagles)
- 232 Bobby Mitchell (11/15/1959 at Washington Redskins)
- 232 Jim Brown (9/22/1963 at Dallas Cowboys)

Most Seasons 1,000 or More Yards Rushing

- 7 Jim Brown (1958-61, 1963-65)
- 4 Mike Pruitt (1979-81, 1983)
- 3 Leroy Kelly (1966-68)
- 3 Greg Pruitt (1975-77)

Most Games 100 or More Yards Rushing – Career

- 58 Jim Brown (1957-65)
- 27 Leroy Kelly (1964-73)

- 17 Greg Pruitt (1973-81)

- 16 Mike Pruitt (1976-84)

- 9 Kevin Mack (1985-93)

Most Games 100 or More Yards Rushing – Season

- 9 Jim Brown (1958, 1963)
- 8 Jim Brown (1959, 1965)
- 7 Jim Brown (1960)
- 7 Leroy Kelly (1968)
- 6 Jim Brown (1961, 1964)
- 6 Leroy Kelly (1966)

Most Consecutive 100-Yard Rushing Games

- 6 Jim Brown (1958)
- 5 Jim Brown (1961)
- 4 Jim Brown (1959, 1960)
- 4 Leroy Kelly (1968)

Most Rushing Touchdowns – Career

- 106 Jim Brown (1957-65)
- 74 Leroy Kelly (1964-73)
- 47 Mike Pruitt (1976-84)
- 46 Kevin Mack (1985-93)
- 33 Otto Graham (1950-55)

Most Rushing Touchdowns – Season

- 17 Jim Brown (1958, 1965)
- 16 Leroy Kelly (1968)
- 15 Leroy Kelly (1966)
- 14 Jim Brown (1959)

Most Rushing Touchdowns – Game

- 5 Jim Brown (11/1/1959 at Baltimore Colts)
- 4 Dub Jones (11/25/1951 vs. Chicago Bears)
- 4 Jim Brown (11/24/1957 vs. Los Angeles Rams)
- 4 Jim Brown (10/26/1958 at Chicago Cardinals)
- 4 Jim Brown (11/19/1961 vs. Philadelphia Eagles)
- 4 Jim Brown (11/18/1962 vs. St. Louis Cardinals)
- 4 Leroy Kelly (12/1/1968 vs. New York Giants)
- 4 Jamal Lewis (11/4/2007 vs. Seattle Seahawks)

Most Consecutive Games with Rushing Touchdowns

- 9 Leroy Kelly (1968)
- 7 Jim Brown (1957–1, (1958)–6; (1962)–2, (1963)–5)

Best Rushing Average – Career (minimum 500 attempts)

- 5.22 Jim Brown (1957-65); 2,359-12,312
- 4.80 Ernie Green (1962-68); 668-3,204
- 4.75 Greg Pruitt (1973-81); 1,158-5,496
- 4.21 Leroy Kelly (1964-73); 1,727-7,274
- 4.19 Cleo Miller (1975-82); 546-2,286

Best Rushing Average – Season (minimum 150 attempts)

- 6.40 Jim Brown (1963); 291-1,863
- 5.94 Jim Brown (1958); 257-1,527
- 5.85 Jim Brown (1960); 215-1,257
- 5.46 Leroy Kelly (1966); 209-1,141
- 5.45 Greg Pruitt (1978); 176-960

Best Rushing Average – Game (minimum 11 attempts)

- 17.09 Marion Motley (10/29/1950 vs. Pittsburgh Steelers); 11-188
- 16.57 Bobby Mitchell (11/15/1959 at Washington Redskins); 14-232
- 13.36 Bobby Mitchell (10/12/1958 vs. Chicago Cardinals); 11-147
- 11.67 Bobby Mitchell (12/3/1961 at Dallas Cowboys); 12-140
- 11.60 Jim Brown (9/22/1963 at Dallas Cowboys); 20-232

PASSING

Most Pass Attempts – Career

- 3,439 Brian Sipe (1974-83)
- 3,150 Bernie Kosar (1985-93)
- 1,755 Frank Ryan (1962-68)
- 1,714 Tim Couch (1999-03)
- 1,565 Otto Graham (1950-55)

Most Pass Attempts – Season

- 567 Brian Sipe (1981)
- 554 Brian Sipe (1980)
- 535 Brian Sipe (1979)
- 531 Bernie Kosar (1986)
- 527 Derek Anderson (2007)

Most Pass Attempts – Game

- 61 Colt McCoy (10/2/2011 vs. Tennessee Titans)
- 57 Brian Sipe (9/7/1981 vs. San Diego Chargers)
- 56 Jason Campbell (11/17/2013 at Cincinnati Bengals)
- 54 Eric Zeier (11/5/1995 vs. Houston Oilers)
- 54 Brian Hoyer (9/22/2013 at Minnesota Vikings)
- 53 Brian Sipe (9/13/1981 vs. Houston Oilers)
- 53 Brandon Weeden (9/8/2013 vs. Miami Dolphins)



STAFF

Most Pass Completions – Career

- 1,944 Brian Sipe (1974-83)
- 1,853 Bernie Kosar (1985-93)
- 1,025 Tim Couch (1999-03)
- 907 Frank Ryan (1962-68)
- 872 Otto Graham (1950-55)

Most Pass Completions – Season

- 337 Brian Sipe (1980)
- 313 Brian Sipe (1981)
- 310 Bernie Kosar (1986)
- 307 Bernie Kosar (1991)
- 303 Bernie Kosar (1989)

Most Pass Completions – Game

- 40 Colt McCoy (10/2/2011 vs. Tennessee Titans)
- 36 Tim Couch (9/22/2002 at Tennessee Titans)
- 36 Josh McCown (10/11/2015 at Baltimore Ravens)
- 33 Brian Sipe (12/5/1982 vs. San Diego Chargers)
- 33 Johnny Manziel (11/15/2015 at Pittsburgh Steelers)

Highest Completion Percentage – Career (minimum 750 attempts)

- 59.80 Tim Couch (1999-03); 1,025-1,714
- 58.83 Bernie Kosar (1985-93); 1,853-3,150
- 57.92 Vinny Testaverde (1993-95); 578-998
- 57.89 Milt Plum (1957-61); 627-1,083
- 56.53 Brian Sipe (1973-83); 1,944-3,439

Highest Completion Percentage – Season (minimum 200 attempts)

- 64.73 Otto Graham (1953); 167-258
- 64.12 Charlie Frye (2006); 252-393
- 63.91 Kelly Holcomb (2003); 193-302
- 63.72 Tim Couch (2000); 137-215
- 63.69 Josh McCown (2015); 186-292

Highest Completion Percentage – Game (minimum 15 attempts)

- 91.30 Vinny Testaverde (12/26/1993 at Los Angeles Rams); 23-21
- 82.86 Kelly Holcomb (11/16/2003 vs. Arizona Cardinals); 35-29
- 82.61 Bernie Kosar (12/6/1992 vs. Cincinnati Bengals); 23-19
- 82.35 George Ratterman (10/6/1956 at Pittsburgh Steelers); 17-14
- 82.14 Brian Sipe (10/24/1976 vs. San Diego Chargers); 28-23

Most Consecutive Pass Completions

- 16 Bernie Kosar (10/29/1989 vs. Houston Oilers through 11/5/1989 at Tampa Bay Buccaneers)
- 16 Kelly Holcomb (11/16/2003 vs. Arizona Cardinals through 11/23/2003 vs. Pittsburgh Steelers)
- 15 Vinny Testaverde (12/26/1993 at Los Angeles Rams through 1/2/1994 at Pittsburgh Steelers)
- 14 Brian Sipe (12/5/1982 vs. San Diego Chargers)
- Brian Hoyer (9/21/14 vs. Baltimore Ravens)
- 13 Brian Sipe (9/28/1980 vs. Tampa Bay Buccaneers)
- 13 Paul McDonald (10/28/1984 vs. New Orleans Saints)
- 13 Derek Anderson (12/17/2006 at Baltimore Ravens)

Most Passing Yards – Career

- 23,713 Brian Sipe (1974-83)
- 21,904 Bernie Kosar (1985-93)
- 13,499 Otto Graham (1950-55)
- 13,361 Frank Ryan (1962-68)
- 11,131 Tim Couch (1999-03)

Most Passing Yards – Season

- 4,132 Brian Sipe (1980)
- 3,876 Brian Sipe (1981)
- 3,854 Bernie Kosar (1986)
- 3,793 Brian Sipe (1979)
- 3,787 Derek Anderson (2007)

Most Passing Yards – Game

- 457 Josh McCown (10/11/2015 at Baltimore Ravens)
- 444 Brian Sipe (10/25/1981 vs. Baltimore Colts)
- 414 Bernie Kosar (11/23/1986 vs. Pittsburgh Steelers)
- 413 Kelly Holcomb (11/28/2004 at Cincinnati Bengals)
- 401 Otto Graham (10/4/1952 at Pittsburgh Steelers)
- 401 Bernie Kosar (11/10/1986 vs. Miami Dolphins)

Most 300-yard Passing Games – Career

- 18 Brian Sipe (1974-83)
- 11 Bernie Kosar (1985-93)
- 7 Otto Graham (1950-55)

Most Passing Touchdowns – Career

- 154 Brian Sipe (1974-83)
- 134 Frank Ryan (1962-68)
- 116 Bernie Kosar (1985-93)
- 88 Otto Graham (1950-55)
- 71 Bill Nelsen (1968-72)

Most Passing Touchdowns Combination QB to Receiver – Career

- 49 QB Frank Ryan – WR Gary Collins
- 29 QB Otto Graham – WR Dante Lavelli
- 29 QB Brian Sipe – TE Ozzie Newsome
- 26 QB Brian Sipe – WR Reggie Rucker
- 25 QB Frank Ryan – WR Paul Warfield

Most Passing Touchdowns – Season

- 30 Brian Sipe (1980)
- 29 Frank Ryan (1966)
- 29 Derek Anderson (2007)
- 28 Brian Sipe (1979, 1983)

Most Passing Touchdowns – Game

- 5 five times; most recently: Derek Anderson (9/16/2007 vs. Cincinnati Bengals)

Most Consecutive Games with a Touchdown Pass

- 23 Frank Ryan (1965) 1, (1966) 14, (1967) 8
- 18 Milt Plum (1959) 1, (1960) 12, (1961) 5

Highest QB Rating – Career (minimum 750 attempts)

- 89.93 Milt Plum (1957-61)
- 81.64 Bernie Kosar (1985-93)
- 81.43 Frank Ryan (1962-68)
- 80.89 Vinny Testaverde (1993-95)
- 78.17 Otto Graham (1950-55)

Highest QB Rating – Season (minimum 200 attempts)

- 110.37 Milt Plum (1960)
- 99.66 Otto Graham (1953)
- 95.41 Bernie Kosar (1987)
- 93.25 Josh McCown (2015)
- 91.37 Brian Sipe (1980)
- 90.59 Frank Ryan (1963)

Highest QB Rating – Game (minimum 15 attempts)

- 158.33 Otto Graham (10/10/1954 vs. Chicago Cardinals)
- 158.33 Brian Sipe (10/29/1978 vs. Buffalo Bills)
- 154.86 Milt Plum (11/13/1960 vs. St. Louis Cardinals)
- 153.94 Milt Plum (10/25/1959 vs. Washington Redskins)
- 150.57 Otto Graham (10/4/1953 at Chicago Cardinals)
- 150.57 Brian Sipe (11/19/1978 at Baltimore Colts)

Most Passes Had Intercepted – Career

- 149 Brian Sipe (1974-83)
- 94 Otto Graham (1950-55)
- 88 Frank Ryan (1962-68)
- 81 Mike Phipps (1970-76)
- 81 Bernie Kosar (1985-93)

Most Passes Had Intercepted – Season

- 26 Brian Sipe (1979)
- 25 Brian Sipe (1981)
- 24 Otto Graham (1952)
- 23 Bill Nelsen (1971)
- 23 Brian Sipe (1983)
- 23 Paul McDonald (1984)

Most Passes Had Intercepted – Game

- 6 Brian Sipe (11/22/1981 vs. Pittsburgh Steelers)
- 6 Brian Sipe (10/16/1983 at Pittsburgh Steelers)
- 5 Otto Graham (10/17/1954 at Pittsburgh Steelers)
- 5 Frank Ryan (11/6/1966 at Pittsburgh Steelers)

Most Consecutive Attempts without an Interception

- 308 Bernie Kosar (1990-91)
- 208 Milt Plum (1959-60)
- 189 Brian Hoyer (2013-14)
- 174 Vinny Testaverde (1995)
- 150 Brady Quinn (2009)

Lowest Interception Percentage – Career (minimum 750 attempts)

- 2.57 Bernie Kosar (1985-93); 1,853-3,150-81
- 3.60 Milt Plum (1957-61); 627-1,083-39
- 3.72 Vinny Testaverde (1993-95); 558-969-37
- 3.91 Tim Couch (1999-03); 1,025-1,714-67
- 4.10 Derek Anderson (2005-09); 587-1,109-45

Lowest Interception Percentage – Season (minimum 200 attempts)

- 1.40 Josh McCown (2015); 186-292-4
- 1.82 Bernie Kosar (1991); 307-494-9
- 1.88 Bernie Kosar (1986); 310-531-10
- 2.00 Milt Plum (1960); 151-250-5

RECEIVING

Most Receptions – Career

- 662 Ozzie Newsome (1978-90)
- 331 Gary Collins (1962-71)

PLAYERS

2017 SEASON

HISTORY

RECORDS

GAME DAY



- 323 Greg Pruitt (1973-81)
- 315 Brian Brennan (1984-91)
- 315 Kevin Johnson (1999-03)
- Most Receptions – Season
 - 89 Ozzie Newsome (1983)
 - 89 Ozzie Newsome (1984)
 - 89 Kellen Winslow (2006)
 - 87 **Josh Gordon (2013)**
 - 84 Kevin Johnson (2001)

- Most Receptions – Game
 - 14 Ozzie Newsome (10/14/1984 vs. New York Jets)
 - 14 **Josh Gordon (11/24/2013 vs. Pittsburgh Steelers)**
 - 11 Mac Speedie (11/9/1952 vs. Chicago Cardinals)
 - 11 Webster Slaughter (12/22/1991 at Pittsburgh Steelers)
 - 11 Kevin Johnson (9/21/2003 at San Francisco 49ers)
 - 11 Kellen Winslow (11/5/2006 at San Diego Chargers)
 - 11 Kellen Winslow (12/31/2006 at Houston Texans)
 - 11 Kellen Winslow (11/4/2007 vs. Seattle Seahawks)

- Most Consecutive Games with Reception
 - 150 Ozzie Newsome (1979-89)
 - 73 Kevin Johnson (1999-03)
 - 61 Braylon Edwards (2005-09)
 - 53 Mike Pruitt (1979-83)

- Most Receiving Yards – Career
 - 7,980 Ozzie Newsome (1978-90)
 - 5,508 Ray Renfro (1952-63)
 - 5,299 Gary Collins (1962-71)
 - 5,210 Paul Warfield (1964-69, 1976-77)
 - 4,953 Reggie Rucker (1975-81)

- Most Receiving Yards – Season
 - 1,646 **Josh Gordon (2013)**
 - 1,289 Braylon Edwards (2007)
 - 1,236 Webster Slaughter (1989)
 - 1,106 Kellen Winslow (2007)
 - 1,097 Kevin Johnson (2001)

- Most Receiving Yards – Game
 - 261 **Josh Gordon (12/1/2013 vs. Jacksonville Jaguars)**
 - 237 **Josh Gordon (11/24/2013 vs. Pittsburgh Steelers)**
 - 191 Ozzie Newsome (10/14/1984 vs. New York Jets)
 - 186 Webster Slaughter (10/23/1989 vs. Chicago Bears)
 - 184 Webster Slaughter (10/29/1989 vs. Houston Oilers)

- Most 100-yard Receiving Games – Career
 - 14 Ray Renfro (1952-63)
 - 14 Webster Slaughter (1986-91)
 - 12 Paul Warfield (1964-69, 1976-77)
 - 11 Gary Collins (1962-71)
 - 11 Braylon Edwards (2005-09)

- Most Seasons 50 or More Receptions
 - 6 Ozzie Newsome (1979-81, 1983-85)
 - 4 Kevin Johnson (1999-2002)
 - 3 Gary Collins (1965-66, 1969)
 - 3 Webster Slaughter (1989-91)
 - 3 Eric Metcalf (1989-90, 1993)
 - 3 Braylon Edwards (2006-09)

- Highest Receiving Average – Career (minimum 100 receptions)
 - 19.60 Ray Renfro (1952-63); 281-5,508
 - 19.23 Paul Warfield (1964-69, 1976-77); 271-5,210
 - 18.44 Ricky Feacher (1976-84); 113-2,084

- Highest Receiving Average – Season (minimum 20 receptions)
 - 28.05 Ray Renfro (1957); 21-589
 - 23.88 Ray Renfro (1958); 24-573
 - 22.55 Ricky Feacher (1981); 29-654

- Highest Receiving Average – Game (minimum 3 receptions)
 - 52.33 Rich Kreitling (10/2/1960 vs. Pittsburgh Steelers); 3-157
 - 48.67 Clarence Weathers (10/13/1985 at Houston Oilers); 3-146
 - 46.00 Webster Slaughter (10/29/1989 vs. Houston Oilers); 4-184

- Most Receiving Touchdowns – Career
 - 70 Gary Collins (1962-71)
 - 52 Paul Warfield (1964-69, 1976-77)
 - 50 Ray Renfro (1952-63)
 - 47 Ozzie Newsome (1978-90)
 - 33 Dante Lavelli (1950-56)

- Most Receiving Touchdowns – Season
 - 16 Braylon Edwards (2007)
 - 13 Gary Collins (1963)
 - 12 Gary Collins (1966)
 - 12 Paul Warfield (1968)

- 11 Gary Collins (1969)
- Most Receiving Touchdowns – Game
 - 3 11 times, most recently: Jordan Cameron (9/22/2013 at Minnesota Vikings)
- Most Consecutive Games with TD Reception
 - 7 Gary Collins (1963) 2, (1964) 5
 - 6 Paul Warfield (1968)

INTERCEPTIONS

- Most Passes Intercepted – Career
 - 45 Thom Darden (1972-74, 1976-81)
 - 40 Warren Lahr (1950-59)
 - 39 Clarence Scott (1971-83)
 - 30 Ken Konz (1953-59)
 - 29 Bernie Parrish (1959-66)

- Most Passes Intercepted – Season
 - 10 Thom Darden (1978)
 - 10 Anthony Henry (2001)
 - 9 Tommy James (1950)
 - 9 Felix Wright (1989)
 - 9 Eric Turner (1994)

- Most Passes Intercepted – Game
 - 3 11 times, most recently: Anthony Henry (11/18/2001 at Baltimore Ravens)

- Most Interception Return Yards – Career
 - 820 Thom Darden (1972-74, 1976-81)
 - 581 Ross Fichtner (1960-67)
 - 557 Bernie Parrish (1959-66)
 - 530 Warren Lahr (1950-59)
 - 469 Felix Wright (1985-90)

- Most Interception Return Yards – Season
 - 238 Bernie Parrish (1960)
 - 200 Thom Darden (1978)
 - 199 Eric Turner (1994)
 - 190 Don Paul (1956)
 - 177 Anthony Henry (2001)

- Most Interception Return Yards – Game
 - 122 Brandon McDonald (12/15/2008 at Philadelphia Eagles)
 - 115 Bernie Parrish (12/11/1960 vs. Chicago Bears)
 - 108 Felix Wright (10/26/1987 vs. Los Angeles Rams)
 - 101 Eric Turner (9/18/1994 vs. Arizona Cardinals)
 - 100 Brodney Pool (11/18/2007 at Baltimore Ravens)

- Highest Average Gain on Interceptions – Career (minimum 10 interceptions)
 - 23.14 Tashaun Gipson (2012-15); 14-324
 - 23.00 Erich Barnes (1965-71); 18-414
 - 21.73 Oliver Davis (1977-80); 11-239
 - 21.52 Ross Fichtner (1960-67); 27-581

- Highest Average Gain on Interceptions – Season (minimum 3 interceptions)
 - 43.67 Eric Wright (2008); 3-131
 - 39.67 Bernie Parrish (1960); 6-238
 - 38.00 Felix Wright (1987); 4-152
 - 34.67 Brian Washington (1988); 3-104

- Highest Average Gain on Interceptions – Game (minimum 2 interceptions)
 - 61.00 Brandon McDonald (12/15/2008 at Philadelphia Eagles); 2-122
 - 57.50 Bernie Parrish (12/11/1960 vs. Chicago Bears); 2-115
 - 54.00 Felix Wright (10/26/1987 vs. Los Angeles Rams); 2-108
 - 50.50 Eric Turner (9/18/1994 vs. Arizona Cardinals); 2-101

- Most Touchdowns on Interceptions – Career
 - 5 Warren Lahr (1950-59)
 - 4 Ken Konz (1953-59)
 - 3 Bernie Parrish (1959-66)
 - 3 Ross Fichtner (1960-67)
 - 3 Jim Houston (1960-72)
 - 3 Erich Barnes (1965-71)

- Most Touchdowns on Interceptions – Season
 - 2 eight times, most recently: Karlos Dansby (2015)

- Most Touchdowns on Interceptions – Game
 - 2 Bobby Franklin (12/11/1960 vs. Chicago Bears)
 - 2 David Bowers (10/24/2010 at New Orleans Saints)

PUNTING

- Most Punts – Career
 - 651 Don Cockroft (1968-80)
 - 466 Chris Gardocki (1999-03)
 - 385 Horace Gillom (1950-56)
 - 336 Gary Collins (1962-71)
 - 254 Dave Zastudil (2006-10)



Most Punts – Season
 108 Chris Gardocki (2000)
 106 Chris Gardocki (1999)
 99 Chris Gardocki (2001)
 97 Bryan Wagner (1989)
 93 Spencer Lanning (2014)

Most Punts – Game
 12 Horace Gillom (12/3/1950 vs. Philadelphia Eagles)
 12 Bryan Wagner (11/19/1989 vs. Kansas City Chiefs)
 12 Chris Gardocki (12/3/2000 at Jacksonville Jaguars)
 11 Horace Gillom (10/4/1953 at Chicago Cardinals)
 11 Gary Collins (12/12/1965 at Los Angeles Rams)
 11 Don Cockroft (10/15/1972 vs. Chicago Bears)

Most Punt Yards – Career
 26,262 Don Cockroft (1968-80)
 20,220 Chris Gardocki (1999-03)
 16,872 Horace Gillom (1950-56)
 13,764 Gary Collins (1962-71)
 11,207 Dave Zastudil (2006-10)

Most Punt Yards – Season
 4,919 Chris Gardocki (2000)
 4,645 Chris Gardocki (1999)
 4,249 Chris Gardocki (2001)
 4,119 Spencer Lanning (2014)
 3,817 Bryan Wagner (1989)

Most Punt Yards – Game
 517 Chris Gardocki (12/3/2000 at Jacksonville Jaguars)
 510 Horace Gillom (12/3/1950 vs. Philadelphia Eagles)
 497 Gary Collins (12/12/1965 at Los Angeles Rams)
 491 Chris Gardocki (11/26/2000 at Baltimore Ravens)
 480 Don Cockroft (10/15/1972 vs. Chicago Bears)

Best Gross Punting Average – Career (minimum 150 attempts)
 44.12 Dave Zastudil (2006-10); 254-11,207
 44.06 Spencer Lanning (2013-14); 177-7,798
 43.82 Horace Gillom (1950-56); 385-16,872
 43.39 Chris Gardocki (1999-03); 466-20,220
 42.85 Brian Hansen (1991-93); 236-10,112

Best Gross Punting Average – Season (minimum 35 attempts)
 46.74 Andy Lee (2015); 70-3,270
 46.69 Gary Collins (1965); 65-3,035
 45.69 Horace Gillom (1952); 61-2,787
 45.55 Chris Gardocki (2000); 108-4,919
 45.47 Dave Zastudil (2008); 75-3,410

Best Gross Punting Average – Game
 58.00 Johnny Evans (12/3/1978 at Seattle Seahawks); 1-58
 56.50 Sam Baker (11/13/1960 vs. St. Louis Cardinals); 2-113
55.00 Britton Colquitt (10/2/2016 at Washington Redskins); 1-55
 54.75 Horace Gillom (11/28/1954 at New York Giants); 4-219
 54.33 Gary Collins (10/17/1965 vs. Dallas Cowboys); 6-326

Most Punts Inside 20 Yard Line – Career
 114 Chris Gardocki (1999-03)
 90 Dave Zastudil (2006-10)
 63 Brian Hansen (1991-93)
 59 Jeff Gossett (1983, 1985-87)
 58 Reggie Hodges (2010-12)

Most Punts Inside 20 Yard Line – Season
 32 Bryan Wagner (1989)
 32 Brad Maynard (2011)
 29 Reggie Hodges (2010, 2012)
 28 Brian Hansen (1992)
 28 Dave Zastudil (2006)
 28 Spencer Lanning (2013)

Most Punts Inside 20 Yard Line – Game
 7 Dave Zastudil (10/11/2009 at Buffalo Bills)
 5 six times, most recently: Spencer Lanning (12/7/14 vs. Indianapolis Colts)

PUNT RETURNS

Most Punt Returns – Career
 202 Dennis Northcutt (2000-06)
 195 Joshua Cribbs (2005-12)
 161 Gerald McNeil (1986-89)
 127 Eric Metcalf (1989-94)
 111 Dino Hall (1979-83)

Most Punt Returns – Season
 49 Gerald McNeil (1989)
 44 Eric Metcalf (1992)

40 Gerald McNeil (1986)
 39 Dino Hall (1983)
 38 Gerald McNeil (1988)
 38 Joshua Cribbs (2009, 2012)

Most Punt Returns – Game
 7 seven times, most recently: Travis Benjamin (10/3/2013 vs. Buffalo Bills)

Most Punt Return Yards – Career
 2,154 Joshua Cribbs (2005-12)
 2,149 Dennis Northcutt (2000-06)
 1,545 Gerald McNeil (1986-89)
 1,341 Eric Metcalf (1989-94)
 990 Leroy Kelly (1964-73)

Most Punt Return Yards – Season
 496 Gerald McNeil (1989)
 464 Eric Metcalf (1993)
 457 Joshua Cribbs (2012)
 452 Joshua Cribbs (2009)
 432 Dennis Northcutt (2004)

Most Punt Return Yards – Game
 179 Travis Benjamin (10/3/2013 vs. Buffalo Bills)
 166 Eric Metcalf (10/24/1993 vs. Pittsburgh Steelers)
 154 Travis Benjamin (9/20/2015 vs. Tennessee Titans)
 135 Joshua Cribbs (12/30/2007 vs. San Francisco 49ers)
 120 Joshua Cribbs (10/4/2009 vs. Cincinnati Bengals)

Most Punt Return Touchdowns – Career
 5 Eric Metcalf (1989-94)
 3 Bobby Mitchell (1958-61)
 3 Leroy Kelly (1964-73)
 3 Dennis Northcutt (2000-06)
 3 Joshua Cribbs (2005-12)
 3 Travis Benjamin (2012-15)

Most Punt Return Touchdowns – Season
 2 Leroy Kelly (1965)
 2 Eric Metcalf (1993, 1994)
 2 Dennis Northcutt (2002)

Most Punt Return Touchdowns – Game
 2 Eric Metcalf (10/24/1993 vs. Pittsburgh Steelers)

Highest Punt Return Average – Career (minimum 50 returns)
 12.60 Travis Benjamin (2012-15); 68-867
 11.77 Greg Pruitt (1973-81); 56-659
 11.24 Bobby Mitchell (1958-61); 54-607
 11.00 Joshua Cribbs (2005-12); 195-2,154
 10.84 Dennis Northcutt (2000-06); 202-2,149

Highest Punt Return Average – Season (minimum 15 returns)
 15.59 Leroy Kelly (1965); 17-265
 14.68 Dennis Northcutt (2002); 25-367
 13.50 Joshua Cribbs (2007); 30-405
 12.93 Greg Pruitt (1974); 27-349
 12.89 Eric Metcalf (1993); 36-464

Highest Punt Return Average – Game (minimum 3 returns)
 34.67 Dennis Northcutt (11/5/2006 at San Diego Chargers); 3-104
 33.75 Joshua Cribbs (12/30/2007 vs. San Francisco 49ers); 4-135
 28.75 Eric Metcalf (9/4/1994 at Cincinnati Bengals); 4-115
 27.67 Bobby Mitchell (10/8/1961 vs. Washington Redskins); 3-83

KICKOFF RETURNS

Most Kickoff Returns – Career
 387 Joshua Cribbs (2005-12)
 151 Dino Hall (1979-83)
 139 Eric Metcalf (1989-94)
 88 Andre' Davis (2002-04)
 87 Glen Young (1984-85, 1987-88)

Most Kickoff Returns – Season
 61 Joshua Cribbs (2006)
 59 Joshua Cribbs (2007)
 56 Joshua Cribbs (2009)
 52 Eric Metcalf (1990)
 50 Dino Hall (1979)
 50 Andre' Davis (2002)

Most Kickoff Returns – Game
 10 Richard Alston (11/28/2004 at Cincinnati Bengals)
 9 Dino Hall (10/7/1979 vs. Pittsburgh Steelers)
 8 Dino Hall (11/25/1979 at Pittsburgh Steelers)
 7 Dino Hall (11/29/1981 vs. Cincinnati Bengals)
 7 Joshua Cribbs (11/18/2007 at Baltimore Ravens)
 7 Joshua Cribbs (11/2/2008 vs. Baltimore Ravens)
 7 Joshua Cribbs (12/16/2012 vs. Washington Redskins)



Most Kickoff Return Yards – Career

- 10,015 Joshua Cribbs (2005-12)
- 3,185 Dino Hall (1979-83)
- 2,806 Eric Metcalf (1989-94)
- 2,079 Glen Young (1984-85, 1987-88)
- 1,872 Randy Baldwin (1991-94)

Most Kickoff Return Yards – Season

- 1,809 Joshua Cribbs (2007)
- 1,542 Joshua Cribbs (2009)
- 1,494 Joshua Cribbs (2006)
- 1,178 Joshua Cribbs (2012)
- 1,110 Joshua Cribbs (2008)

Most Kickoff Return Yards – Game

- 269 Joshua Cribbs (12/20/2009 at Kansas City Chiefs)
- 245 Joshua Cribbs (11/18/2007 at Baltimore Ravens)
- 237 Joshua Cribbs (11/2/2008 vs. Baltimore Ravens)
- 221 Joshua Cribbs (10/7/2012 at New York Giants)
- 212 Richard Alston (11/28/2004 at Cincinnati Bengals)

Most Kickoff Return Touchdowns – Career

- *8 Joshua Cribbs (2005-12)
- 3 Bobby Mitchell (1958-61)
- 2 Eric Metcalf (1989-94)
- * Tied for NFL Record

Most Kickoff Return Touchdowns – Season

- 3 Joshua Cribbs (2009)
- 2 Eric Metcalf (1990)
- 2 Joshua Cribbs (2007)

Most Kickoff Return Touchdowns – Game

- 2 Joshua Cribbs (12/20/2009 at Kansas City Chiefs)

Highest Kickoff Return Average – Career (minimum 50 returns)

- 26.26 Greg Pruitt (1973-81); 58-1,523
- 25.94 Walter Roberts (1964-66); 62-1,608
- 25.88 Joshua Cribbs (2005-12); 387-10,015
- 25.24 Keith Wright (1978-80); 70-1,767
- 25.00 Bobby Mitchell (1958-61); 62-1,550

Highest Kickoff Return Average – Season (minimum 12 returns)

- 31.69 Billy Lefear (1975); 13-412
- 30.66 Joshua Cribbs (2007); 59-1,809
- 29.50 Billy Reynolds (1954); 14-413
- 28.88 Bo Scott (1969); 25-722
- 28.31 Greg Pruitt (1973); 16-453

Highest Kickoff Return Average – Game (minimum 3 returns)

- 51.00 Joshua Cribbs (11/11/2007 at Pittsburgh Steelers); 4-204
- 48.33 Gerald McNeil (10/5/1986 at Pittsburgh Steelers); 3-145
- 45.67 Herman Fontenot (10/30/1988 vs. Cincinnati Bengals); 3-137
- 44.83 Joshua Cribbs (12/20/2009 at Kansas City Chiefs); 6-269
- 44.00 Joshua Cribbs (10/18/2009 at Pittsburgh Steelers); 3-132

COMBINED NET YARDS

*Includes rushing, receiving, punt returns and kickoff returns.

Most Attempts – Career

- 2,650 Jim Brown (1957-65); 2,359 R, 262 P, 29 PR
- 2,087 Leroy Kelly (1964-73); 1,727 R, 190 P, 94 KR, 76 PR
- 1,860 Mike Pruitt (1976-84); 1,593 R, 255 P, 12 PR

Most Attempts – Season

- 353 Jim Brown (1961); 305 R, 46 P, 2 PR
- 353 Reuben Droughns (2005); 309 R, 39 P, 5 KR
- 331 Peyton Hillis (2010); 270 R, 61 P
- 328 Jamal Lewis (2007); 298 R, 30 P
- 323 Jim Brown (1965); 289 R, 34 P
- 323 Mike Pruitt (1983); 293 R, 30 P

Most Attempts – Game

- 39 Jim Brown (10/4/1959 at Chicago Cardinals); 37 R, 2P
- 39 Mike Pruitt (12/3/1981 at Houston Oilers); 32 R, 7 P
- 39 Lee Suggs (12/26/2004 at Miami Dolphins); 38 R, 1 P
- 39 Jerome Harrison (12/27/2009 vs. Oakland Raiders); 39 R
- 38 Jim Brown (11/19/1961 vs. Philadelphia Eagles); 34 R, 3 P, 1 PR
- 38 Earnest Byner (12/17/1995 vs. Cincinnati Bengals); 31 R, 7 P

Most Yards – Career

- 15,459 Jim Brown (1957-65); 12,312 R, 2,499 P, 648 KR
- 14,083 Joshua Cribbs (2005-12); 10,015 KR, 2,154 PR, 753 R, 1,161 P
- 12,329 Leroy Kelly (1964-73); 7,274 R, 2,281 P, 1,784 KR, 990 PR
- 10,700 Greg Pruitt (1973-81); 5,496 R, 3,022 P, 1,523 KR, 659 PR

Most Yards – Season

- 2,510 Joshua Cribbs (2009); 1,542 KR, 452 PR, 381 R, 135 P
- 2,312 Joshua Cribbs (2007); 1,809 KR, 405 PR, 37 P, 61 R
- 2,131 Jim Brown (1963); 1,863 R, 268 P
- 2,014 Leroy Kelly (1966); 1,141 R, 366 P, 403 KR, 104 PR
- 1,932 Eric Metcalf (1993); 611 R, 539 P, 318 KR, 464 PR

Most Yards – Game

- 316 Joshua Cribbs (12/27/2009 at Kansas City Chiefs); 269 KR, 36 PR, 8 R, 3 P
- 313 Jim Brown (11/19/1961 vs. Philadelphia Eagles); 237 R, 52 P, 24 KR
- 309 Joshua Cribbs (11/18/2007 at Baltimore Ravens); 245 KR, 61 PR, 3R
- 304 Greg Pruitt (11/23/1975 vs. Cincinnati Bengals); 121 R, 106 P, 36 KR, 41 PR
- 299 Leroy Kelly (12/4/1966 vs. New York Giants); 126 R, 71 P, 102 KR

High Average – Career (minimum 500 attempts)

- 17.23 Joshua Cribbs (2005-12); 817-14,083
- 11.94 Ozzie Newsome (1978-90); 682-8,144
- 8.87 Bobby Mitchell (1958-61); 667-5,916
- 7.89 Eric Metcalf (1989-94); 1,155-9,108

High Average – Season (minimum 100 attempts)

- 22.89 Joshua Cribbs (2007); 101-2,312
- 17.75 Joshua Cribbs (2008); 103-1,519
- 14.85 Joshua Cribbs (2009); 169-2,510
- 14.32 Dino Hall (1979); 103-1,475
- 13.01 Joshua Cribbs (2010); 103-1,340

High Average – Game (minimum 10 attempts)

- 27.80 Joshua Cribbs (11/2/2008 vs. Baltimore Ravens); 10-278
- 26.10 Josh Gordon (12/1/2013 vs. Jacksonville Jaguars) 10-261**
- 25.75 Joshua Cribbs (11/18/2007 at Baltimore Ravens); 12-309
- 22.57 Joshua Cribbs (12/20/2009 at Kansas City Chiefs); 14-316
- 22.09 Joshua Cribbs (10/4/2009 vs. Cincinnati Bengals); 11-243

SCRIMMAGE YARDS

Most Attempts – Career

- 2,621 Jim Brown (1957-65); 2,359 R, 262 P
- 1,917 Leroy Kelly (1964-73); 1,727 R, 190 P
- 1,848 Mike Pruitt (1976-84); 1,593 R, 255 P

Most Attempts – Season

- 351 Jim Brown (1961); 305 R, 46 P
- 348 Reuben Droughns (2005); 309 R, 39 P
- 331 Peyton Hillis (2010); 270 R, 61 P
- 328 Jamal Lewis (2007); 298 R, 30 P
- 323 Jim Brown (1965); 289 R, 34 P
- 323 Mike Pruitt (1983); 293 R, 30 P

Most Attempts – Game

- 39 Jim Brown (10/4/1959 at Chicago Cardinals); 37R, 2P
- 39 Mike Pruitt (12/3/1981 at Houston Oilers); 32 R, 7 P
- 39 Lee Suggs (12/26/2004 at Miami Dolphins); 38 R, 1 P
- 39 Jerome Harrison (12/27/2009 vs. Oakland Raiders); 39 R
- 38 Earnest Byner (12/17/1995 vs. Cincinnati Bengals); 31R, 7P

Most Yards – Career

- 14,811 Jim Brown (1957-65); 12,312 R, 2,499 P
- 9,555 Leroy Kelly (1964-73); 7,274 R, 2,281 P
- 8,518 Greg Pruitt (1973-81); 5,496 R, 3,022 P
- 8,301 Mike Pruitt (1976-84); 6,540 R, 1,761 P
- 8,115 Ozzie Newsome (1978-90); 135 R, 7,980 P

Most Yards – Season

- 2,131 Jim Brown (1963); 1,863 R, 268 P
- 1,872 Jim Brown (1965); 1,544 R, 328 P
- 1,867 Jim Brown (1961); 1,408 R, 459 P

Most Yards – Game

- 298 Jerome Harrison (12/20/2009 at Kansas City Chiefs); 286 R, 12 P
- 289 Jim Brown (11/19/1961 vs. Philadelphia Eagles); 237 R, 52 P
- 262 Jim Brown (9/15/1963 vs. Washington Redskins); 162 R, 100 P
- 261 Josh Gordon (12/1/2013 vs. Jacksonville Jaguars) 261 P**

High Average – Career (minimum 400 attempts)

- 14.81 Ray Renfro (1952-63); 418-6,190
- 11.93 Ozzie Newsome (1978-90); 680-8,115
- 8.09 Dub Jones (1950-55); 481-3,893

High Average – Season (minimum 100 attempts)

- 8.53 Dub Jones (1952); 108-921
- 7.93 Dub Jones (1951); 134-1,062
- 7.64 Dub Jones (1950); 101-772

High Average – Game (minimum 10 attempts)

- 26.10 Josh Gordon (12/1/2013 vs. Jacksonville Jaguars) 10-261**



STAFF

PLAYERS

2017 SEASON

HISTORY

RECORDS

GAME DAY

18.42 Marion Motley (10/29/1950 vs. Pittsburgh Steelers); 12-221
 17.70 Gem Nagler (11/20/1960 at Pittsburgh Steelers); 10-177

QUARTERBACK SACKS

Most Sacks – Career

76.5 Clay Matthews (1978-93)*
 69 Jerry Sherk (1970-81)*
 58 Walter Johnson (1965-76)*
 51.5 Michael Dean Perry (1988-94)
 40.5 Rob Burnett (1990-95)

Most Sacks – Season

14.5 Bill Glass (1965)*
 14 Jack Gregory (1970)*
 14 Reggie Camp (1984)
 13 Jamir Miller (2001)
 12 Jerry Sherk (1979)*
 12 Clay Matthews (1984)

Most Sacks – Game

4 Jerry Sherk (11/14/1976 vs. Philadelphia Eagles)*
 4 Mack Mitchell (11/20/1977 vs. New York Giants)*
 4 Andra Davis (11/9/2003 at Kansas City Chiefs)

Most Consecutive Games At Least One Sack

7 Bill Glass (1966)*

Most Sack Yards – Career

568 Clay Matthews (1978-92)*
 547 Jerry Sherk (1970-81)*

Most Sack Yards – Season

125.5 Reggie Camp (1984)*

Most Sack Yards – Game

39 Reggie Camp (11/25/1984 vs. Houston Oilers)

*Sacks became an official stat in 1982.

TEAM RECORDS

GAMES WON

Most Games Won, One Season (Including Postseason)

13 (1986)

Most Games Won – Regular Season

12 (1986)

Most Games Won – Home (Season)

7 (2007)

Most Games Won – Road (Season)

6 (2002, 1986, 1972, 1965)

Most Consecutive Games Won, Start of Season

11 (1953)

Most Consecutive Games Won (During Season)

11 (1951, 1953)

Most Consecutive Games Won (Regular Season)

13 (1951-52)

Most Consecutive Home Games Won (Regular Season)

12 (1950-52)

Most Consecutive Road Games Won (Regular Season)

7 (1951-52; 1954-55; 1971-72)

GAMES LOST

Most Games Lost, One Season

15 (2016)

Most Consecutive Games Lost

17 (2015-16)

Most Consecutive Games Lost, Start of Season

14 (2016)

Most Consecutive Games Lost, End of Season

7 (2013)

Most Consecutive Home Games Lost

10 (2008-09)

Most Consecutive Road Games Lost

13 (2015-16)

SCORING

Most Points – Season

415 (1964); 22 FG, 49 PAT, 50 TD
 403 (1966); 9 FG, 52 PAT, 54 TD
 402 (2007); 26 FG, 42 PAT, 46 TD, 2 PAT, 1 SAFETY
 394 (1968); 18 FG, 46 PAT, 49 TD
 391 (1986); 26 FG, 43 PAT, 45 TD

Most Points – Game

62 (12/6/1953 vs. New York Giants); 2 FG, 8 PAT, 8 TD
 62 (11/7/1954 vs. Washington Redskins); 2 FG, 8 PAT, 8 TD
 52 (12/12/1964 at New York Giants); 1 FG, 7 PAT, 7 TD
 51 (9/10/1989 at Pittsburgh Steelers); 3 FG, 6 PAT, 6 TD
 51 (9/16/2007 vs. Cincinnati Bengals); 3 FG, 6 PAT, 6 TD

Fewest Points – Season

140 (1982); 7 FG, 17 PAT, 17 TD
 161 (2000); 14 FG, 17 PAT, 17 TD
 167 (1956); 11 FG, 18 PAT, 19 TD, 1 SAFETY
 217 (1999); 8 FG, 23 PAT, 28 TD
 218 (1975); 17 FG, 21 PAT, 24 TD
 218 (2011); 24 FG, 20 PAT, 21 TD

Most Points Against – Season

462 (1990); 16 FG, 56 PAT, 59 TD
 452 (2016); 19 FG, 49 PAT, 56 TD, 2 SAFETY

437 (1999); 33 FG, 40 PAT, 49 TD

432 (2015); 30 FG, 44 PAT, 49 TD

419 (2000); 31 FG, 44 PAT, 46 TD

Most Points Against – Game

58 (12/9/1990 at Houston Oilers); 1 FG, 7 PAT, 8 TD
 58 (11/28/2004 at Cincinnati Bengals); 3 FG, 7 PAT, 7 TD
 55 (10/17/1954 at Pittsburgh Steelers); 7 PAT, 8 TD
 55 (11/12/1967 at Green Bay Packers); 2 FG, 7 PAT, 7 TD
 51 (11/9/1969 at Minnesota Vikings); 3 FG, 6 PAT, 6 TD
 51 (10/7/1979 vs. Pittsburgh Steelers); 1 FG, 6 PAT, 7 TD

Fewest Points Against – Season

144 (1950); 4 FG, 18 PAT, 19 TD
 152 (1951); 4 FG, 18 PAT, 20 TD
 162 (1953); 2 FG, 20 PAT, 22 TD
 162 (1954); 3 FG, 21 PAT, 22 TD
 172 (1957); 7 FG, 19 PAT, 22 TD

Most Points, Both Teams – Game

106 (11/28/2004 at Cincinnati Bengals); 5 FG, 13 PAT, 13 TD (L, 48-58)
 96 (9/16/2007 vs. Cincinnati Bengals); 12 PAT, 12 TD, 4 FG (W, 51-45)
 89 (12/4/1966 vs. New York Giants); 4 FG, 11 PAT, 11 TD (W, 49-40)
 86 (10/7/1979 vs. Pittsburgh Steelers); 1 FG, 11 PAT, 12 TD (L, 35-51)
 82 (10/17/1954 at Pittsburgh Steelers); 10 PAT, 12 TD (L, 27-55)
 82 (12/15/1960 at New York Giants); 2 FG, 10 PAT, 11 TD (W, 48-34)

Fewest Points, Both Teams – Game

6 (10/11/1950 vs. New York Giants); 1 TD (L, 0-6)
 6 (11/21/1954 vs. Philadelphia Eagles); 2 FG (W, 6-0)
 7 (10/25/1953 at New York Giants); 1 PAT, 1 TD (W, 7-0)
 7 (12/1/1974 vs. San Francisco 49ers); 1 PAT, 1 TD (W, 7-0)
 8 (12/12/1970 vs. Dallas Cowboys); 2 FG, 1 SAFETY (L, 2-6)
 8 (12/16/2007 vs. Buffalo Bills); 2 FG, 1 SAFETY (W, 8-0)

Most Touchdowns – Season

54 (1966); 18 Rush, 33 Rec, 3 Ret
 50 (1964); 14 Rush, 28 Rec, 8 Ret
 49 (1968); 20 Rush, 27 Rec, 2 Ret

Most Touchdowns – Game

8 (12/6/1953 vs. New York Giants); 2 Rush, 5 Rec, 1 Ret
 8 (11/7/1954 vs. Washington Redskins); 3 Rush, 4 Rec, 1 Ret

Most Touchdowns Against – Season

59 (1990); 21 Rush, 32 Rec, 6 Def
 56 (2016); 18 Rush, 36 Rec, 2 Def
 49 (1999); 29 Rush, 17 Rec, 3 Ret
 49 (2015); 11 Rush, 34 Rec, 4 Ret

Most Touchdowns Against – Game

8 (10/17/1954 at Pittsburgh Steelers); 2 Rush, 4 Rec, 2 Ret
 8 (12/9/1990 at Houston Oilers); 4 Rush, 3 Rec, 1 Def

Fewest Touchdowns – Season

17 (1982); 7 Rush, 9 Rec, 1 Ret
 17 (2000); 7 Rush, 9 Rec, 1 Ret
 19 (1956); 8 Rush, 8 Rec, 3 Ret
 20 (2008); 6 Rush, 11 Rec, 1 Ret, 2 Def
 21 (2011); 4 Rush, 16 Rec, 1 Ret

Fewest Touchdowns Against – Season

19 (1950); 10 Rush, 8 Rec, 1 Ret
 20 (1951); 8 Rush, 10 Rec, 2 Ret
 21 (1956); 13 Rush, 7 Rec, 1 Ret

STAFF

PLAYERS

2017 SEASON

HISTORY

RECORDS

GAME DAY



Most Touchdowns Rushing – Season
24 (1958)
23 (1954)

Most Touchdowns Rushing – Game
6 (11/24/1957 vs. Los Angeles Rams)
5 four times, most recently: (11/11/1959 at Baltimore Colts)

Most Touchdowns Rushing Against – Season
29 (1999)
26 (2000)
25 (1979)
22 (2004)
21 (1975, 1990)

Most Touchdowns Rushing Against – Game
6 (10/15/1961 vs. Green Bay Packers)
5 (10/13/1991 at Washington Redskins)
5 (12/3/2000 at Jacksonville Jaguars)

Fewest Touchdowns Rushing – Season
4 (2005, 2011, 2013)
5 (1995, 2015)
6 (1956, 2004, 2008)

Fewest Touchdowns Rushing Against – Season
4 (1954)
5 (1992)

Most Touchdowns Rushing, Both Teams – Game
7 three times, most recently: (11/23/1986 vs. Pittsburgh Steelers)

Most Touchdowns Passing – Season
34 (2015)
33 (1966)
30 (1980)
29 (2007)

Most Touchdowns Passing – Game
6 two times, most recently: (10/30/1966 at Atlanta Falcons)

Fewest Touchdowns Passing – Season
7 (1975)
8 (1956)
9 (1982, 2000)

Most Touchdowns Passing Against – Season
36 (2016)
32 (1990)
31 (1965)
29 (2007, 2013)

Most Touchdowns Passing Against – Game
6 two times, most recently: (9/16/2007 vs. Cincinnati Bengals)

Fewest Touchdowns Passing Against – Season
7 (1956)
8 (1950, 1957)

Most Points After Touchdowns – Season
52 (1966)
49 (1964)

Most Points After Touchdowns – Game
8 (12/6/1953 vs. New York Giants)
8 (11/7/1954 vs. Washington Redskins)

Fewest Points After Touchdowns – Season
17 (1982, 2000)
18 (1956)

Most Points After Touchdowns Against – Season
56 (1990)
49 (2016)

Most Points After Touchdowns Against – Game
7 six times, most recently: (11/28/2004 at Cincinnati Bengals)

Fewest Points After Touchdowns Against – Season
18 (1950, 1951)

Most Field Goals Made – Season
30 (2008)
29 (1995, 2012)
28 (2015)
27 (2005)

Most Field Goals Made – Game
6 (11/5/2006 at San Diego Chargers)
5 five times, most recently: (11/4/2012 vs. Baltimore Ravens)

Fewest Field Goals Made – Season
5 (1959)
7 (1982)

Most Field Goals Made Against – Season
35 (2003)
33 (1999)
32 (2007)
31 (1993, 2000)

Most Field Goals Made Against – Game
5 two times, most recently: (11/11/2001 vs. Pittsburgh Steelers)

Fewest Field Goals Made Against – Season
2 (1953)
3 (1954)

Most Safeties For – Season
3 (1970)
2 (1993)

Most Safeties For – Game
1 21 times; most recently: (10/5/2014 at Tennessee Titans)

Most Safeties Against – Season
3 (1974, 1987)

Most Safeties, Both Teams – Season
4 (1993)

Most Safeties, Both Teams – Game
2 (9/13/1987 at New Orleans Saints)
2 (11/14/1993 at Seattle Seahawks)

Most Two-Point Conversions – Season
4 (1994)

Most Two-Point Conversions – Game
1 20 times; most recently: (10/30/2016 vs. New York Jets)

Most Two-Point Conversions, Both Teams – Season
5 (1994)
4 (2015)

Most Two-Point Conversions Against – Season
2 (1995, 2001, 2013, 2015, 2016)

Most Two-Point Conversions Against – Game
1 13 times; most recently: (11/20/2016 vs. Pittsburgh Steelers)

Most Points 1st Quarter
24 (11/22/2009 at Detroit Lions)

Most Points 2nd Quarter
28 three times, most recently: (12/1/1991 at Indianapolis Colts)

Most Points 3rd Quarter
24 (12/6/1953 vs. New York Giants)

Most Points 4th Quarter
28 (10/25/1964 vs. New York Giants)

Most Points 1st Half
35 (11/5/1989 at Tampa Bay Buccaneers)

Most Points 2nd Half
35 five times; most recently: (11/28/2004 at Cincinnati Bengals)

Largest Margin of Victory
59 (11/7/1954 vs. Washington Redskins)

Largest Margin of Defeat
48 (11/12/1967 at Green Bay Packers)
48 (11/9/1969 at Minnesota Vikings)
48 (12/3/2000 at Jacksonville Jaguars)

FIRST DOWNS

Most First Downs – Season
364 (1981)

Most First Downs – Game
35 (11/23/1986 vs. Pittsburgh Steelers)

Fewest First Downs – Season
173 (1956)

Fewest First Downs – Game
1 (12/3/1950 vs. Philadelphia Eagles)

Most First Downs by Opponents – Season
368 (1999)

Most First Downs by Opponents – Game
36 (11/25/1979 at Pittsburgh Steelers)

Fewest First Downs by Opponents – Season
147 (1954)

Fewest First Downs by Opponents – Game
4 (11/7/1954 vs. Washington Redskins)
4 (10/21/1973 vs. Houston Oilers)

Most First Downs, Both Teams – Game
58 (11/25/1979 at Pittsburgh Steelers)



58	(11/4/2007 vs. Seattle Seahawks)
Most First Downs Rushing – Season	
135	(1963)
Most First Downs Rushing – Game	
21	(12/13/1959 at Philadelphia Eagles)
Fewest First Downs Rushing – Season	
53	(2000)
64	(1982, 1999)
Fewest First Downs Rushing – Game	
0	three times, most recently: (12/7/2006 at Pittsburgh Steelers)
Most First Downs Rushing by Opponents – Season	
161	(1999)
Most First Downs Rushing by Opponents – Game	
20	(10/10/1964 vs. Pittsburgh Steelers)
Fewest First Downs Rushing by Opponents – Season	
56	(1954)
Fewest First Downs Rushing by Opponents – Game	
0	two times, most recently: (9/22/1974 vs. Houston Oilers)
Most First Downs Passing – Season	
207	(1980)
Most First Downs Passing – Game	
22	(9/7/1981 vs. San Diego Chargers)
Fewest First Downs Passing – Season	
63	(1956)
Fewest First Downs Passing – Game	
0	two times, most recently: (12/3/2000 at Jacksonville Jaguars)
Most First Downs Passing by Opponents – Season	
220	(2016)
Most First Downs Passing by Opponents – Game	
26	(12/12/1988 at Miami Dolphins)
Fewest First Downs Passing by Opponents – Season	
62	(1956)
Fewest First Downs Passing by Opponents – Game	
0	(11/24/1974 vs. Buffalo Bills)
Most First Downs by Penalty – Season	
37	(1981)
Most First Downs by Penalty – Game	
7	4 times; most recently: (11/5/2006 at San Diego Chargers)
Fewest First Downs by Penalty – Season	
4	(1952)
Most First Downs by Penalty by Opponents – Season	
38	(1978, 1980, 2012, 2014)
Most First Downs by Penalty by Opponents – Game	
10	(11/18/2012 at Dallas Cowboys)
Fewest First Downs by Penalty by Opponents – Season	
10	(1961)

NET YARDS

Most Net Yards Gained – Season	
5,915	(1981)
5,772	(1979)
5,621	(2007)
5,588	(1980)
Most Net Yards Gained – Game	
562	(10/25/1981 vs. Baltimore Colts)
558	(11/10/1986 vs. Miami Dolphins)
554	(9/16/2007 vs. Cincinnati Bengals)
543	(9/15/1963 vs. Washington Redskins)
Fewest Net Yards Gained – Season	
2,708	(1982)
3,310	(1956)
3,341	(1973)
Fewest Net Yards Gained – Game	
26	(12/12/2004 at Buffalo Bills)
40	(9/12/1999 vs. Pittsburgh Steelers)
53	(12/3/2000 at Jacksonville Jaguars)
59	(12/3/1950 vs. Philadelphia Eagles)
60	(10/24/1971 vs. Denver Broncos)
Most Net Yards Gained by Opponents – Season	
6,279	(2016)
6,229	(2009)
6,067	(2015)
6,046	(1999)

5,857	(2014)
Most Net Yards Gained by Opponents – Game	
606	(11/25/1979 at Pittsburgh Steelers)
582	(11/7/1965 vs. Philadelphia Eagles)
564	(11/6/2008 vs. Denver Broncos)
559	(10/23/2016 at Cincinnati Bengals)
543	(10/18/2009 at Pittsburgh Steelers)
Fewest Net Yards Gained by Opponents – Season	
2,658	(1954)
2,802	(1957)
2,841	(1955)
Fewest Net Yards Gained by Opponents – Game	
53	(9/10/1989 at Pittsburgh Steelers)
64	(11/7/1954 vs. Washington Redskins)
68	(11/28/1954 at New York Giants)

PLAYS

Most Offensive Plays – Season	
1,138	(1981)
1,092	(1979)
1,078	(2013)
Most Offensive Plays – Game	
92	(10/6/1956 at Pittsburgh Steelers)
87	(10/30/1977 vs. Kansas City Chiefs)
87	(10/2/2011 vs. Tennessee Titans)
85	(11/30/1986 vs. Houston Oilers)
85	(10/4/1987 at New England Patriots)
Fewest Offensive Plays – Season	
616	(1982)
647	(1960)
681	(1958)
Fewest Offensive Plays – Game	
28	(9/12/1999 vs. Pittsburgh Steelers)
35	(12/14/2014 vs. Cincinnati Bengals)
37	(10/27/1963 vs. New York Giants)
39	(11/11/1962 at Washington Redskins)
39	(11/9/1969 at Minnesota Vikings)
Most Offensive Plays by Opponents – Season	
1,158	(1999)
1,122	(2000)
1,107	(2013)
Most Offensive Plays by Opponents – Game	
91	(11/14/2010 vs. New York Jets)
90	three times, most recently: (9/12/1999 vs. Pittsburgh Steelers)
Fewest Offensive Plays by Opponents – Season	
594	(1982)
638	(1957)
672	(1954)
Fewest Offensive Plays by Opponents – Game	
38	(10/18/1987 at Cincinnati Bengals)
40	(10/25/1953 at New York Giants)
40	(9/20/1981 at Cincinnati Bengals)

RUSHING

Most Yards Gained Rushing – Season	
2,639	(1963)
2,546	(1958)
2,488	(1978)
Most Yards Gained Rushing – Game	
352	(10/12/1958 vs. Chicago Cardinals)
351	(12/20/2009 at Kansas City Chiefs)
338	(10/29/1950 vs. Pittsburgh Steelers)
330	(11/24/1957 vs. Los Angeles Rams)
Fewest Yards Gained Rushing – Season	
883	(1982)
1,085	(2000)
1,150	(1999)
1,220	(1990)
Fewest Yards Gained Rushing – Game	
6	(11/6/1960 vs. New York Giants)
9	(9/12/1999 vs. Pittsburgh Steelers)
11	(9/17/1967 vs. Dallas Cowboys)
Most Yards Gained Rushing by Opponents – Season	
2,736	(1999)
2,604	(1979)
2,505	(2000)
2,431	(2008)



2,415 (1974)

Most Yards Gained Rushing by Opponents – Game

361 (10/7/1979 vs. Pittsburgh Steelers)

354 (10/10/1964 vs. Pittsburgh Steelers)

343 (9/14/2003 at Baltimore Ravens)

305 (11/11/1956 vs. Baltimore Colts)

Fewest Yards Gained Rushing by Opponents – Season

1,050 (1954)

1,189 (1955)

1,292 (1982)

Fewest Yards Gained Rushing by Opponents – Game

4 (11/28/1954 at New York Giants)

20 (10/22/1967 vs. Chicago Bears)

20 (9/8/2013 vs. Miami Dolphins)

Most Rushing Attempts – Season

559 (1978)

536 (1955)

535 (1985)

Most Rushing Attempts – Game

60 (10/2/1955 at San Francisco 49ers)

59 (12/4/1955 at Pittsburgh Steelers)

59 (12/13/1959 at Philadelphia Eagles)

Fewest Rushing Attempts – Season

256 (1982)

313 (1999)

336 (2000)

348 (2013)

Fewest Rushing Attempts – Game

9 (9/12/1999 vs. Pittsburgh Steelers)

10 (11/9/1969 at Minnesota Vikings)

11 (10/14/1956 vs. New York Giants)

11 (11/10/1991 vs. Philadelphia Eagles)

11 (12/7/2006 at Pittsburgh Steelers)

Most Rushing Attempts by Opponents – Season

610 (1999)

594 (2000)

577 (1979)

563 (1978)

Most Rushing Attempts by Opponents – Game

64 (10/10/1964 vs. Pittsburgh Steelers)

59 (12/16/1956 vs. Chicago Cardinals)

57 (11/23/1952 vs. Philadelphia Eagles)

57 (10/24/1971 vs. Denver Broncos)

57 (9/12/1999 vs. Pittsburgh Steelers)

Highest Average Gain Rushing – Season

5.74 (1963)

5.36 (1958)

5.22 (1966)

Lowest Average Gain Rushing – Season

3.24 (2001)

3.38 (1971)

3.42 (1970)

3.45 (1982)

PASSING

Most Gross Yards Gained Passing – Season

4,372 (2013)

4,339 (1981)

4,156 (2015)

Most Gross Yards Gained Passing – Game

457 (10/11/2015 at Baltimore Ravens)

444 (10/25/1981 vs. Baltimore Colts)

414 (11/23/1986 vs. Pittsburgh Steelers)

413 (11/28/2004 at Cincinnati Bengals)

Highest Gross Average Yards Per Attempt – Season

10.17 (1953)

9.61 (1957)

9.51 (1955)

Fewest Gross Yards Gained Passing – Season

1,358 (1956)

1,741 (1973)

1,758 (1958)

Fewest Gross Yards Gained Passing – Game

15 (12/19/1954 vs. Detroit Lions)

23 (10/11/2009 at Buffalo Bills)

26 (10/25/1953 at New York Giants)

26 (11/2/1958 vs. New York Giants)

33 (12/3/2000 at Jacksonville Jaguars)

Most Gross Yards Gained Passing by Opponents – Season

4,173 (2016)

4,169 (2015)

4,156 (2012)

4,149 (2009)

4,013 (1995)

Most Gross Yards Gained Passing by Opponents – Game

456 (12/14/1980 at Minnesota Vikings)

441 (11/6/2008 vs. Denver Broncos)

422 (11/22/2009 at Detroit Lions)

418 (11/26/1967 vs. Washington Redskins)

418 (12/8/2013 at New England Patriots)

Fewest Gross Yards Gained Passing by Opponents – Season

1,215 (1956)

1,511 (1957)

1,581 (1950)

Fewest Gross Yards Gained Passing by Opponents – Game

9 (11/24/1974 vs. Buffalo Bills)

17 (10/22/1950 at New York Giants)

21 (11/11/1956 vs. Baltimore Colts)

Most Passes Attempted – Season

681 (2013)

624 (1981)

609 (2015)

573 (1990)

570 (2011)

Most Passes Attempted – Game

61 (10/2/2011 vs. Tennessee Titans)

57 (9/7/1981 vs. San Diego Chargers)

56 (11/17/2013 at Cincinnati Bengals)

55 (9/22/2013 at Minnesota Vikings)

54 (11/5/1995 vs. Houston Oilers)

Fewest Passes Attempted – Season

195 (1957)

202 (1956)

206 (1958)

Fewest Passes Attempted – Game

0 (12/3/1950 vs. Philadelphia Eagles)

4 (11/4/1956 at Green Bay Packers)

5 (10/25/1953 at New York Giants)

6 (12/19/1954 vs. Detroit Lions)

Most Passes Attempted by Opponents – Season

605 (2013)

600 (2012)

587 (1994)

587 (2014)

578 (2007)

Most Passes Attempted by Opponents – Game

59 (9/20/1992 at Los Angeles Raiders)

58 (9/18/1994 vs. Arizona Cardinals)

56 (10/24/2010 at New Orleans Saints)

56 (9/9/2012 vs. Philadelphia Eagles)

56 (10/26/2014 vs. Oakland Raiders)

Fewest Passes Attempted by Opponents – Season

226 (1956)

242 (1957)

266 (1982)

Fewest Passes Attempted by Opponents – Game

6 (12/19/2004 vs. San Diego Chargers)

7 (11/24/1974 vs. Buffalo Bills)

8 (12/16/1956 vs. Chicago Cardinals)

Most Passes Completed – Season

379 (2013)

371 (2015)

348 (1981)

338 (2002, 2016)

337 (1980)

Most Passes Completed – Game

40 (10/2/2011 vs. Tennessee Titans)

36 (10/11/2015 at Baltimore Ravens)

36 (9/22/2002 at Tennessee Titans)

33 (11/15/2015 at Pittsburgh Steelers)

33 (12/5/1982 vs. San Diego Chargers)



Fewest Passes Completed – Season

105 (1956)
108 (1957)
110 (1958)

Fewest Passes Completed – Game

1 (12/19/1954 vs. Detroit Lions)
2 (10/25/1953 at New York Giants)
2 (11/4/1956 at Green Bay Packers)
2 (10/11/2009 at Buffalo Bills)

Most Passes Completed by Opponents – Season

378 (2012)
363 (2013)
360 (1995)
340 (2007)
347 (2016)

Most Passes Completed by Opponents – Game

38 (12/14/1980 at Minnesota Vikings)
35 (11/18/2012 at Dallas Cowboys)
34 (9/30/2007 vs. Baltimore Ravens)
34 (10/26/2014 vs. Oakland Raiders)

Fewest Passes Completed by Opponents – Season

105 (1957)
107 (1956)
121 (1950)

Fewest Passes Completed by Opponents – Game

1 (11/24/1974 vs. Buffalo Bills)
1 (10/22/1950 at New York Giants)
2 (12/16/1956 vs. Chicago Cardinals)
2 (10/15/1972 vs. Chicago Bears)

Highest Completion Percentage – Season

63.04 (1953)
63.01 (2015)
62.23 (2006)
62.03 (1991)
61.90 (2010)

Highest Completion Percentage – Game

91.30 (12/26/1993 at Los Angeles Rams)
85.71 (12/13/1959 at Philadelphia Eagles)
84.21 (12/12/1964 at New York Giants)

Lowest Completion Percentage – Season

46.88 (1972)
48.05 (1967)
48.47 (1970)

Lowest Completion Percentage – Game

11.76 (10/11/2009 at Buffalo Bills)
16.67 (12/19/1954 vs. Detroit Lions)
19.05 (10/3/1970 vs. Pittsburgh Steelers)
25.00 (10/27/1963 vs. New York Giants)
25.00 (9/29/1968 vs. Los Angeles Rams)

TIME OF POSSESSION

Highest Time of Possession – Game

42:56 (10/23/2011 vs. Seattle Seahawks)
42:50 (11/22/1987 at Houston Oilers)
42:12 (10/18/1987 at Cincinnati Bengals)
41:59 (9/20/1981 at Cincinnati Bengals)
40:50 (9/10/1989 at Pittsburgh Steelers)

Highest Time of Possession by Opponents – Game

47:49 (9/12/1999 vs. Pittsburgh Steelers)
47:08 (11/14/2010 vs. New York Jets) (OT)
44:35 (12/14/2003 at Denver Broncos) (OT)
42:20 (9/15/1980 vs. Houston Oilers)
42:10 (11/3/2002 vs. Pittsburgh Steelers)

Highest Average Time of Possession – Season

31:44 (1987)
30:59 (1981)
30:53 (1984)
30:51 (1983)
30:50 (1988)

INTERCEPTIONS

Most Interceptions – Season

33 (2001)
32 (1968)
31 (1950, 1960)

Most Interceptions – Game

7 (12/11/1960 vs. Chicago Bears)

7 (9/23/2001 vs. Detroit Lions)

6 four times, most recently: (9/20/1987 vs. Pittsburgh Steelers)

Fewest Interceptions – Season

8 (1999)
9 (2011)
10 (1975, 2009, 2016)

Most Interceptions by Opponents – Season

31 (1977)
28 (1983)
27 (1971, 1979, 1981)

Most Interceptions by Opponents – Game

6 four times, most recently: (10/16/1983 at Pittsburgh Steelers)

Fewest Interceptions by Opponents – Season

5 (1960)
9 (1953, 1959)

Most Interception Return Yards – Season

624 (1960)
444 (1964)
430 (1977)

Most Interception Return Yards – Game

213 (12/11/1960 vs. Chicago Bears)
132 (11/20/1983 at New England Patriots)
128 (10/2/1988 at Pittsburgh Steelers)

Fewest Interception Return Yards – Season

52 (1999)
68 (2000)
93 (2011)
102 (1982)
107 (1975)

Most Interception Return Yards by Opponents – Season

518 (1984)
508 (1983)
453 (1971)

Most Interception Return Yards by Opponents – Game

147 (10/17/1954 at Pittsburgh Steelers)
142 (10/16/1983 at Pittsburgh Steelers)
140 (10/18/1970 vs. Detroit Lions)

Fewest Interception Return Yards by Opponents – Season

58 (1960)
68 (1966)
76 (2016)

Fewest Interceptions by Opponents – Season

5 (1960)
9 (1953, 1959)

Most Touchdowns by Interceptions – Season

6 (1960)
4 (1954, 1989, 2001)

Most Touchdowns by Interceptions – Game

3 (12/11/1960 vs. Chicago Bears)

Most Touchdowns by Interceptions by Opponents – Season

4 (1970, 2003)
3 (1990, 2010)

Most Touchdowns by Interceptions by Opponents – Game

2 (10/17/1954 at Pittsburgh Steelers)
2 (10/18/1970 vs. Detroit Lions)

PUNTING

Most Punts – Season

108 (2000)
106 (1999)
99 (2001)
97 (1989)
94 (2009)

Most Punts – Game

12 three times, most recently: (12/3/2000 at Jacksonville Jaguars)

Fewest Punts – Season

45 (1962)
48 (1982)
49 (1964)

Fewest Punts – Game

0 three times, most recently: (10/13/2008 vs. New York Giants)

Most Punts by Opponents – Season

97 (1994)
94 (1989)
91 (1985)



Most Punts by Opponents – Game
 11 five times; most recently: (12/17/1989 vs. Minnesota Vikings)

Fewest Punts by Opponents – Season
 40 (1982)
 46 (1960)
 50 (1959)

Fewest Punts by Opponents – Game
 0 four times; most recently: (9/30/2007 vs. Baltimore Ravens)

Most Punts, Both Teams – Season
 191 (1989)
 179 (2014)
 178 (2012)
 177 (1994)
 176 (2000)

Most Punts, Both Teams – Game
 23 (11/19/1989 vs. Kansas City Chiefs)
 21 (11/18/1973 at Oakland Raiders)
 21 (12/17/1989 vs. Minnesota Vikings)

Fewest Punts, Both Teams – Season
 88 (1982)
 100 (1959)
 101 (1960, 1962)

Fewest Punts, Both Teams – Game
 1 two times; most recently: (12/3/1961 at Dallas Cowboys)

Highest Gross Punting Average – Season
 46.71 (2015)
 45.70 (1965)
 45.69 (1952)

Highest Gross Punting Average – Game
 60.50 (9/13/2015 at New York Jets)
 58.00 (12/3/1978 at Seattle Seahawks)
 56.50 (11/13/1960 vs. St. Louis Cardinals)

Highest Gross Punting Average by Opponents – Season
 46.93 (2016)
 46.00 (2012)
 45.04 (1960)

Highest Gross Punting Average by Opponents – Game
 61.00 (9/13/1993 vs. San Francisco 49ers)
 59.00 (11/27/1960 at St. Louis Cardinals)
 57.50 (11/20/1960 at Pittsburgh Steelers)

PUNT RETURNS

Most Punt Returns – Season
 61 (1954)
 55 (1952)
 52 (1974)

Most Punt Returns – Game
 8 three times; most recently: (11/18/1956 at Philadelphia Eagles)

Fewest Punt Returns – Season
 20 (1962, 1964)
 21 (1960)
 22 (2010)

Most Punt Returns by Opponents – Season
 69 (2000)
 68 (1974, 1999)
 52 (2001)

Most Punt Returns by Opponents – Game
 12 (12/3/1950 vs. Philadelphia Eagles)
 9 (11/13/1995 at Pittsburgh Steelers)

Fewest Punt Returns by Opponents – Season
 15 (1962)
 16 (1987)

Most Punt Return Yardage – Season
 606 (2012)
 563 (1993)
 523 (1974)
 496 (1989)

Most Punt Return Yardage – Game
 179 (10/3/2013 vs. Buffalo Bills)
 166 (10/24/1993 vs. Pittsburgh Steelers)
 154 (9/20/2015 vs. Tennessee Titans)
 144 (12/9/2012 vs. Kansas City Chiefs)
 135 (12/30/2007 vs. San Francisco 49ers)

Fewest Punt Return Yardage – Season
 96 (1968)

111 (1962)
 134 (1982)

Most Punt Return Yardage by Opponents – Season
 793 (2000)
 762 (1999)
 705 (1974)
 647 (2001)

Most Punt Return Yardage by Opponents – Game
 149 (9/22/1974 vs. Houston Oilers)
 133 (12/9/2001 at New England Patriots)
 131 (11/13/1995 at Pittsburgh Steelers)
 126 (11/26/2000 at Baltimore Ravens)
 126 (11/25/2001 vs. Cincinnati Bengals)

Fewest Punt Return Yardage by Opponents – Season
 39 (1959)
 70 (1967)
 72 (1969)

Highest Punt Return Average – Season
 15.15 (1964)
 15.13 (1950)
 14.80 (2012)
 13.50 (2007)
 13.24 (1993)

Lowest Punt Return Average – Season
 4.00 (1968)
 4.07 (1953)
 4.81 (1957)

Highest Punt Return Average Allowed – Season
 18.00 (1977)
 12.44 (2001)
 11.70 (2011)
 11.49 (1976, 2000)

Lowest Punt Return Average Allowed – Season
 1.22 (1959)
 2.41 (1967)
 2.50 (1958)

Most Punt Return Touchdowns – Season
 3 (1993)
 2 (1965, 1994, 2002)

Most Punt Return Touchdowns – Game
 2 (10/24/1993 vs. Pittsburgh Steelers)

Most Punt Return Touchdowns by Opponents – Season
 3 (1977)
 2 (1976)

Most Punt Return Touchdowns by Opponents – Game
 2 (9/26/1976 at Denver Broncos)

KICKOFF RETURNS

Most Kickoff Returns – Season
 89 (1999)
 85 (2000)
 75 (1979, 2004)

Most Kickoff Returns – Game
 10 (11/28/2004 at Cincinnati Bengals)
 9 four times; most recently: (12/3/2000 at Jacksonville Jaguars)

Fewest Kickoff Returns – Season
 27 (1951)
 29 (1959)
 30 (1953)

Most Kickoff Returns by Opponents – Season
 78 (1986)
 76 (2007)
 75 (1964)
 72 (1978, 1987)

Most Kickoff Returns by Opponents – Game
 10 (9/16/2007 vs. Cincinnati Bengals)
 9 (11/16/2003 vs. Arizona Cardinals)
 9 (11/28/2004 at Cincinnati Bengals)

Fewest Kickoff Returns by Opponents – Season
 23 (1982)
 24 (2016)
 27 (2013)

Most Kickoff Return Yardage – Season
 1,943 (2007)
 1,725 (1999)
 1,710 (2000)



1,697 (1978)
1,670 (2009)

Most Kickoff Return Yardage – Game

278 (12/20/2009 at Kansas City Chiefs)
256 (11/7/1965 vs. Philadelphia Eagles)
245 (11/18/2007 at Baltimore Ravens)
237 (11/2/2008 vs. Baltimore Ravens)
225 (9/20/1964 vs. St. Louis Cardinals)

Fewest Kickoff Return Yardage – Season

496 (1951)
551 (1959)
579 (1953)

Most Kickoff Return Yardage by Opponents – Season

1,590 (2007)
1,517 (1964)
1,501 (1966)
1,476 (1986)

Most Kickoff Return Yardage by Opponents – Game

243 (9/16/2007 vs. Cincinnati Bengals)
236 (12/15/1963 at Washington Redskins)
236 (12/4/1966 vs. New York Giants)
229 (11/16/2003 vs. Arizona Cardinals)
226 (11/17/1968 at Pittsburgh Steelers)

Fewest Kickoff Return Yardage by Opponents – Season

424 (1982)
510 (2016)
612 (2013)
695 (2014)

Highest Kickoff Return Average – Season

27.00 (2007)
25.39 (2015)
25.38 (1967)

Lowest Kickoff Return Average – Season

16.15 (1991)
17.00 (2010)
17.51 (1952)

Highest Kickoff Return Average Allowed – Season

26.63 (1975)
26.16 (1961)
25.69 (1981)

Lowest Kickoff Return Average Allowed – Season

14.34 (1980)
16.78 (1988)
17.33 (1985)

Most Kickoff Return Touchdowns – Season

3 (2009)

Most Kickoff Return Touchdowns – Game

2 (12/20/2009 at Kansas City Chiefs)

Most Kickoff Return Touchdowns by Opponents – Season

2 (1966, 1967)

Most Kickoff Return TDs by Opponents – Game

2 (11/12/1967 at Green Bay Packers)

PENALTIES

Most Penalties – Season

128 (1989)
127 (1978)

Most Penalties – Game

21 (11/25/1951 vs. Chicago Bears)
18 (10/7/1951 at Los Angeles Rams)

Most Penalty Yards – Season

1,165 (1978)
1,083 (2015)

Most Penalty Yards – Game

209 (11/25/1951 vs. Chicago Bears)
188 (11/15/2015 at Pittsburgh Steelers)
188 (10/29/1995 at Cincinnati Bengals)

Fewest Penalties – Season

36 (1959)
47 (1961)

Fewest Penalties – Game

0 two times, most recently: (11/18/1962 vs. St. Louis Cardinals)

Fewest Penalty Yards – Season

329 (1959)
455 (1961)

Most Penalties by Opponents – Season

141 (2003)
131 (1978)
129 (1994)

Most Penalties by Opponents – Game

19 (10/12/2003 vs. Oakland Raiders)
17 (12/4/1988 vs. Dallas Cowboys)
16 (11/25/1951 vs. Chicago Bears)
16 (11/8/1987 vs. Atlanta Falcons)

Most Penalty Yards by Opponents – Season

1,139 (1994)
1,110 (1978)

Most Penalty Yards by Opponents – Game

165 (11/25/1951 vs. Chicago Bears)
161 (9/21/1970 vs. New York Jets)

Fewest Penalties by Opponents – Season

32 (1959)
37 (1958)

Fewest Penalties by Opponents – Game

0 three times; most recently: (12/26/1999 vs. Indianapolis Colts)

Fewest Penalty Yards by Opponents – Season

285 (1959)
335 (1953)

Most Penalties, Both Teams – Game

37 (11/25/1951 vs. Chicago Bears)
27 (9/11/1983 at Detroit Lions)
27 (9/17/1978 at Atlanta Falcons)

Most Penalty Yards, Both Teams – Game

374 (11/25/1951 vs. Chicago Bears)
270 (10/29/1995 at Cincinnati Bengals)

FUMBLES

Most Fumbles – Season

50 (1978)
46 (1976)

Most Fumbles – Game

9 two times; most recently: (12/23/1990 at Pittsburgh Steelers)

Fewest Fumbles – Season

8 (1959)
14 (1958)

Most Fumbles by Opponents – Season

39 (1972, 1979)

Most Fumbles by Opponents – Game

8 four times; most recently: (11/25/2012 vs. Pittsburgh Steelers)

Fewest Fumbles by Opponents – Season

11 (1956)
12 (2016)

Most Fumbles, Both Teams – Game

13 two times; most recently: (12/20/1981 at Seattle Seahawks)

Most Fumbles Lost – Season

29 (1951, 1978)
26 (1981)
24 (1950)
23 (1985, 1990)

Most Fumbles Lost – Game

8 (12/23/1990 at Pittsburgh Steelers)
7 (12/20/1981 at Seattle Seahawks)

Fewest Fumbles Lost – Season

5 (1959)
6 (2008, 2011)
7 (1964, 2014)
8 (1982, 1991, 2012)

Most Opponents Fumbles Recovered – Season

29 (1951)
24 (1950)

Most Opponents Fumbles Recovered – Game

8 (12/23/1990 at Pittsburgh Steelers)
7 (12/20/1981 at Seattle Seahawks)
6 (11/12/1950 vs. San Francisco 49ers)

Fewest Opponents Fumbles Recovered – Season

3 (2016)
7 (2003, 2013)
8 (1956, 2014)



SACKS

Most Times Browns Sacked Opponent Quarterback – Season

48 (1992, 1993)
45 (1989)
44 (1967, 1985)

Most Times Browns Sacked Opponent Quarterback – Game

11 (11/18/1984 at Atlanta Falcons)
9 (10/16/1988 vs. Philadelphia Eagles)
9 (12/5/1993 vs. New Orleans Saints)
9 (12/13/2015 vs. San Francisco 49ers)

Fewest Times Browns Sacked Opponent Quarterback – Season

17 (2008)
22 (1982)
23 (2005)
25 (1971, 1999)

Most Times Browns Quarterbacks Sacked – Season

66 (2016)
60 (1999)
55 (1984)
54 (2006)
53 (2015)

Most Times Browns Quarterbacks Sacked – Game

11 (9/30/1984 at Kansas City Chiefs)
11 (9/6/1992 at Indianapolis Colts)
9 (12/24/2016 vs. San Diego Chargers)

Fewest Times Browns Quarterbacks Sacked – Season

14 (1994)
16 (1970)
19 (1976, 2007)

Most Yards Opponents Lost Attempting to Pass – Season

430 (1951)
359 (1989)
354 (1967)

Most Yards Opponents Lost Attempting to Pass – Game

95 (11/18/1984 at Atlanta Falcons)
91 (10/28/1962 at Pittsburgh Steelers)
88 (12/16/1951 at Philadelphia Eagles)

Most Yards Browns Lost Attempting to Pass – Season

429 (2016)
402 (1974)
385 (1999)

Most Yards Browns Lost Attempting to Pass – Game

81 (10/30/1960 at Washington Redskins)
78 (9/30/1984 at Kansas City Chiefs)

Most Times Sacked, Both Teams – Game

13 (9/30/1984 at Kansas City Chiefs)
12 (10/22/1967 vs. Chicago Bears)
12 (11/18/1984 at Atlanta Falcons)
12 (9/6/1992 at Indianapolis Colts)

SHUTOUTS

Most Shutouts – Season

3 (1951)

Most Shutouts Against – Season

4 (2000)

Most Consecutive Shutout Quarters

8 (1951, 1983)

TURNOVERS

Most Turnovers Committed (Giveaways) – Season

53 (1977, 1981)

Most Turnovers Committed (Giveaways) – Game

10 (12/20/1981 at Seattle Seahawks)
9 (12/23/1990 at Pittsburgh Steelers)

Most Turnovers, Opponents (Takeaways) – Season

55 (1950)
51 (1951)
49 (1966)
46 (1968)
45 (1960, 1978)

Most Turnovers, Opponents (Takeaways) – Game

9 two times; most recently: (10/5/1958 at Pittsburgh Steelers)

Fewest Turnovers Committed (Giveaways) – Season

14 (1959)
17 (1960)
18 (1991)
19 (2011)

Fewest Turnovers, Opponents (Takeaways) – Season

13 (2016)
18 (2011)
19 (2009)
21 (1973, 2013)

Most Turnovers, Both Teams – Game

14 two times; most recently: (12/20/1981 at Seattle Seahawks)

ROOKIE RECORDS

SCORING

Most Points – Season

72 Trent Richardson (2012); 12 TD
66 Jerry Kauric (1990); 14 FG, 24 PAT

Most Points – Game

24 Jim Brown (11/24/1957 vs. Los Angeles Rams); 4 TD

Most Total Touchdowns – Season

12 Trent Richardson (2012); 11 Rush, 1 Rec
10 Eric Metcalf (1989); 6 Rush, 4 Rec
10 Jim Brown (1957); 9 Rush, 1 Rec
(Kevin Mack scored 10 TDs as a first-year player in 1985)

Most Total Touchdowns – Game

4 Jim Brown (11/24/1957 vs. Los Angeles Rams); 4 Rush

Most Return Touchdowns – Season

2 Bobby Franklin (1960)
2 Bobby Mitchell (1958)

Most Return Touchdowns – Game

2 Bobby Franklin (12/11/1960 vs. Chicago Bears)
2 Bobby Mitchell (11/23/1958 vs. Philadelphia Eagles)

Most Points After Touchdowns – Season

29 Jeff Jaeger (1987)

Most Points After Touchdowns – Game

5 Jeff Jaeger (11/8/1987 vs. Atlanta Falcons)

Most Field Goals – Season

14 Jerry Kauric (1990)

Most Field Goals – Game

3 Jeff Jaeger (10/26/1987 vs. Los Angeles Rams)

Highest Field Goal Pct (minimum 14 attempts)

70.00 Jerry Kauric (1990); 20-14

Most Safeties – Season

1 four times; most recently: James Jones (1991)

RUSHING

Most Rushing Attempts – Season

267 Trent Richardson (2012)
243 William Green (2002)
202 Jim Brown (1957)
(Kevin Mack had 222 rushing attempts as a first-year player in 1985)

Most Rushing Attempts – Game

31 Jim Brown (11/24/1957 vs. Los Angeles Rams)

Most Rushing Yards – Season

950 Trent Richardson (2012)
942 Jim Brown (1957)
(Kevin Mack rushed for 1,104 yards as a first-year player in 1985)

Most Rushing Yards – Game

237 Jim Brown (11/24/1957 vs. Los Angeles Rams)

Most Rushing Touchdowns – Season

11 Trent Richardson (2012)
9 Jim Brown (1957)

Most Rushing Touchdowns – Game

4 Jim Brown (11/24/1957 vs. Los Angeles Rams)

Highest Rushing Average (minimum 150 attempts) – Season

4.66 Jim Brown (1957); 202-942
(Kevin Mack averaged 4.97 yards per rush attempt as a first-year player in 1985)

Highest Rushing Average (minimum 11 attempts) – Game

13.36 Bobby Mitchell (10/12/1958 vs. Chicago Cardinals); 11-147



PASSING

- Most Pass Attempts – Season
517 Brandon Weeden (2012)
399 Tim Couch (1999)
- Most Pass Attempts – Game
54 Eric Zeier (11/5/1995 vs. Houston Oilers)
- Most Pass Completions – Season
297 Brandon Weeden (2012)
223 Tim Couch (1999)
- Most Pass Completions – Game
29 Tim Couch (11/21/1999 vs. Carolina Panthers)
- Highest Completion Pct – Season (minimum 150 attempts)
65.64 Cody Kessler (2016); 128-295
60.81 Colt McCoy (2010); 135-222
- Highest Completion Pct – Game (minimum 15 attempts)
78.26 Tim Couch (10/17/1999 vs. Jacksonville Jaguars); 18-23
- Most Passing Yards – Season
3,385 Brandon Weeden (2012)
2,447 Tim Couch (1999)
- Most Passing Yards – Game
364 Brandon Weeden (12/2/2012 at Oakland Raiders)
- Most Passing Touchdowns – Season
15 Tim Couch (1999)
14 Brandon Weeden (2012)
- Most Passing Touchdowns – Game
3 Bernie Kosar (12/15/1985 vs. Houston Oilers)
3 Tim Couch (10/31/1999 at New Orleans Saints)
- Highest Quarterback Rating – Season (minimum 150 attempts)
92.3 Cody Kessler (2016)
74.5 Colt McCoy (2010)
- Highest Quarterback Rating – Game (minimum 15 attempts)
136.7 Charlie Frye (12/4/2005 vs. Jacksonville Jaguars)
132.6 Colt McCoy (12/19/2010 at Cincinnati Bengals)
- Most Passes Intercepted – Season
17 Brandon Weeden (2012)
13 Tim Couch (1999)
- Most Passes Intercepted – Game
4 Terry Luck (12/18/1977 at Seattle Seahawks)
4 Eric Zeier (12/9/1995 at Minnesota Vikings)
4 Brandon Weeden (9/9/12 vs. Philadelphia Eagles)
- Fewest Passes Intercepted – Season (minimum 150 attempts)
2 Cody Kessler (2016)
5 Charlie Frye (2005)
- Lowest Interception Percentage – Season (minimum 150 attempts)
1.0 Bernie Kosar (2016); 2-195

RECEIVING

- Most Receptions – Season
66 Kevin Johnson (1999)
- Most Receptions – Game
10 Darrin Chiaverini (12/19/1999 vs. Jacksonville Jaguars)
- Most Receiving Yards – Season
986 Kevin Johnson (1999)
- Most Receiving Yards – Game
171 Derrick Alexander (12/4/1994 vs. New York Giants)
- Highest Receiving Average – Season (minimum 20 receptions)
18.35 Mohamed Massaquoi (2009); 34-624
17.69 Paul Warfield (1964); 52-920
- Highest Receiving Average – Game (minimum 3 receptions)
35.67 Braylon Edwards (9/18/2005 at Green Bay); 3-107
31.00 Ozzie Newsome (11/5/1978 at Houston Oilers); 4-124
- Most Receiving Touchdowns – Season
9 Paul Warfield (1964)
- Most Receiving Touchdowns – Game
2 eight times, most recently **Corey Coleman (9/18/2016 vs. Baltimore Ravens)**

INTERCEPTIONS

- Most Passes Intercepted – Season
10 Anthony Henry (2001)
8 Bobby Franklin (1960)
7 Larry Benz (1963)
6 Ken Gorgal (1950)

- 6 Bert Rechichar (1952)
6 Joe Haden (2010)
- Most Passes Intercepted – Game
3 Bobby Franklin (12/11/1960 vs. Chicago Bears)
3 Anthony Henry (9/23/2001 vs. Detroit Lions)
3 Anthony Henry (11/18/2001 at Baltimore Ravens)
- Most Interception Return Yards – Season
177 Anthony Henry (2001)
131 Bobby Franklin (1960)
- Most Interception Return Yards – Game
97 Anthony Henry (12/16/2001 vs. Jacksonville Jaguars)
91 Bobby Franklin (12/11/1960 vs. Chicago Bears)
- Highest Average Gain on Interceptions – Season (minimum 3 interceptions)
34.67 Brian Washington (1988); 3-104
- Highest Average Gain on Interceptions – Game (minimum 2 interceptions)
48.50 Anthony Henry (12/16/2001 vs. Jacksonville Jaguars); 2-97
31.67 Bobby Franklin (12/11/1960 vs. Chicago Bears); 3-95
- Most Touchdowns on Interceptions – Season
2 Bobby Franklin (1960)
- Most Touchdowns on Interceptions – Game
2 Bobby Franklin (12/11/1960 vs. Chicago Bears)

PUNTING

- Most Punts – Season
79 Johnny Evans (1978)
68 Steve Cox (1981)
- Most Punts – Game
10 Johnny Evans (11/5/1978 at Houston Oilers)
- Most Punt Yards – Season
3,089 Johnny Evans (1978)
- Most Punt Yards – Game
407 Johnny Evans (11/5/1978 at Houston Oilers)
- Best Gross Punting Average – Season (minimum 35 attempts)
48.0 Gary Collins (1962); 45-1,926
- Best Gross Punting Average – Game
58.00 Johnny Evans (12/3/1978 at Seattle Seahawks); 1-58
- Most Punts Inside 20 Yard Line – Season
16 Johnny Evans (1978)

PUNT RETURNS

- Most Punt Returns – Season
37 Keith Wright (1978)
- Most Punt Returns – Game
7 Chet Hanulak (11/7/1954 vs. Washington Redskins)
- Most Punt Return Yards – Season
289 Dennis Northcutt (2000)
288 Keith Wright (1978)
- Most Punt Return Yards – Game
93 Travis Benjamin (12/9/2012 vs. Kansas City Chiefs)
71 Ben Davis (11/5/1967 at Pittsburgh Steelers)
- Most Punt Return Touchdowns – Season
1 five times, most recently: Travis Benjamin (2012)
- Most Punt Return Touchdowns – Game
1 Don Phelps (12/10/1950 at Washington Redskins)
1 Bobby Mitchell (11/23/1958 vs. Philadelphia Eagles)
1 Leroy Kelly (10/25/1964 vs. New York Giants)
1 Ben Davis (11/5/1967 at Pittsburgh Steelers)
1 Travis Benjamin (12/9/2012 vs. Kansas City Chiefs)
- Highest Punt Return Average – Season (minimum 15 returns)
12.72 Ben Davis (1967); 18-229
11.25 Greg Pruitt (1973); 16-180
- Highest Punt Return Average – Game (minimum 3 returns)
18.33 Ray Renfro (12/7/1952 at Chicago Cardinals); 3-55

KICKOFF RETURNS

- Most Kickoff Returns – Season
50 Andre' Davis (2002)
45 Joshua Cribbs (2005)
- Most Kickoff Returns – Game
6 five times, most recently: Joshua Cribbs (12/24/2005 vs. Pittsburgh Steelers)
- Most Kickoff Return Yards – Season
1,094 Joshua Cribbs (2005)
1,068 Andre' Davis (2002)



- Most Kickoff Return Yards – Game
 - 168 Andre Davis (10/20/2002 vs. Houston Texans)
 - 155 Joshua Cribbs (11/27/2005 vs. Minnesota Vikings)
 - 152 Joshua Cribbs (10/23/2005 vs. Detroit Lions)
 - 140 Jamel White (12/10/2000 vs. Philadelphia Eagles)
 - 138 Lee Suggs (12/8/2003 vs. St. Louis Rams)

- Most Kickoff Return Touchdowns – Season
 - 1 five times, most recently: Joshua Cribbs (2005)

- Most Kickoff Return Touchdowns – Game
 - 1 Leroy Bolden (10/26/1958 at Chicago Cardinals)
 - 1 Bobby Mitchell (11/23/1958 vs. Philadelphia Eagles)
 - 1 Carl Ward (11/26/1967 vs. Washington Redskins)
 - 1 Andre Davis (10/20/2002 vs. Houston Texans)
 - 1 Joshua Cribbs (10/23/2005 vs. Detroit Lions)

- Highest Kickoff Return Average – Season (minimum 12 returns)
 - 28.88 Bo Scott (1969); 25-722

- Highest Kickoff Return Average – Game (minimum 3 returns)
 - 42.0 Ben Davis (12/10/1967 at St. Louis Cardinals); 3-126
 - 42.0 Andre Davis (10/20/2002 vs. Houston Texans); 4-168

COMBINED NET YARDS

- Combined Net Yards, Most Attempts – Season
 - 272 Eric Metcalf (1989); 187 R, 54 P, 31 PR
- Combined Net Yards, Most Attempts – Game
 - 35 Jim Brown (11/24/1957 vs. Los Angeles Rams); 31 R, 3 P, 1 PR
- Combined Net Yards, Most Yards – Season
 - 1,748 Eric Metcalf (1989); 633 R, 397 P, 718 KR
- Combined Net Yards, Most Yards – Game
 - 269 Jim Brown (11/24/1957 vs. Los Angeles Rams); 237 R, 21 P, 11 KR

OPPONENTS' SINGLE-GAME RECORDS

SCORING

- Most Points
 - 24 Ray Matthews (10/17/1954 at Pittsburgh Steelers)
 - 24 Jim Taylor (10/15/1961 vs. Green Bay Packers)
 - 24 Donny Anderson (11/12/1967 at Green Bay Packers)
 - 24 Lorenzo White (12/9/1990 at Houston Oilers)
 - 24 Priest Holmes (9/8/2002 vs. Kansas City Chiefs)
- Most Touchdowns
 - 4 Ray Matthews (10/17/1954 at Pittsburgh Steelers)
 - 4 Jim Taylor (10/15/1961 vs. Green Bay Packers)
 - 4 Donny Anderson (11/12/1967 at Green Bay Packers)
 - 4 Lorenzo White (12/9/1990 at Houston Oilers)
 - 4 Priest Holmes (9/8/2002 vs. Kansas City Chiefs)
- Most Points After Touchdowns Attempted
 - 8 Paul Held (10/17/1954 at Pittsburgh Steelers)
 - 8 Paul Hornung (10/15/1961 vs. Green Bay Packers)
 - 8 Teddy Garcia (12/9/1990 at Houston Oilers)
- Most Points After Touchdowns Made
 - 7 Paul Held (10/17/1954 at Pittsburgh Steelers)
 - 7 Paul Hornung (10/15/1961 vs. Green Bay Packers)
 - 7 Don Chandler (11/12/1967 at Green Bay Packers)
 - 7 Teddy Garcia (12/9/1990 at Houston Oilers)
 - 7 Shayne Graham (11/28/2004 at Cincinnati Bengals)
- Most Field Goals Attempted
 - 6 Roy Gerela (11/7/1971 at Pittsburgh Steelers)
 - 6 Chester Marcol (9/17/1972 vs. Green Bay Packers)
 - 6 Fred Cox (11/4/1973 at Minnesota Vikings)
 - 6 Skip Butler (10/12/1975 vs. Houston Oilers)
- Most Field Goals Made
 - 5 Kris Brown (11/11/2001 vs. Pittsburgh Steelers)
- Longest Field Goal Made (Yards)
 - 61 Sebastian Janikowski (12/27/2009 vs. Oakland Raiders)
 - 60 Dan Carpenter (12/5/2010 at Miami Dolphins)
 - 56 Jason Hanson (10/8/1995 at Detroit Lions)
 - 56 Wade Richey (9/14/2003 at Baltimore Ravens)
 - 54 Ken Willis (9/1/1991 vs. Dallas Cowboys)
 - 54 Adam Vinatieri (12/9/2001 at New England Patriots)

RUSHING

- Most Attempts
 - 40 Ricky Williams (10/31/1999 at New Orleans Saints)
 - 38 Clinton Portis (12/14/2003 at Denver Broncos)

- Combined Net Yards, High Average – Season (minimum 100 attempts)
 - 10.90 Greg Pruitt (1973); 102-1,112
- Combined Net Yards, High Average – Game (minimum 10 attempts)
 - 15.30 Keith Wright (12/10/1978 vs. New York Jets); 10-153

SCRIMMAGE YARDS

- Scrimmage Yards, Most Attempts – Season
 - 259 William Green (2002); 243 R, 16 P
- Scrimmage Yards, Most Attempts – Game
 - 34 Jim Brown (11/24/1957 vs. Los Angeles Rams); 31 R, 3 P
- Scrimmage Yards, Most Yards – Season
 - 1,030 Eric Metcalf (1989); 633 R, 397 P (Kevin Mack recorded 1,401 yards from scrimmage as a first-year player in 1985)
- Scrimmage Yards, Most Yards – Game
 - 258 Jim Brown (11/24/1957 vs. Los Angeles Rams); 237 R, 21 P
- Scrimmage Yards, High Average – Season (minimum 100 attempts)
 - 5.15 Boyce Green (1983); 129-664 (Kevin Mack averaged 5.58 yards from scrimmage per attempt as a first-year player in 1985)
- Scrimmage Yards, High Average – Game (minimum 10 attempts)
 - 13.36 Bobby Mitchell (10/12/1958 vs. Chicago Cardinals); 11-147

QUARTERBACK SACKS

- Most Sacks – Season
 - 11 Kamerion Wimbley (2006)
 - 8 Jabaa Sheard (2011)
 - 8 Mack Mitchell (1975)* Sacks not an official stat until 1982
- Most Sacks – Game
 - 3 two times, most recently: Chip Banks (9/12/1982 vs. Seattle Seahawks)

- 38 Cedric Benson (12/21/2008 vs. Cincinnati Bengals)
- 36 Eddie George (11/19/2000 at Tennessee Titans)
- 34 Gary Brown (11/21/1993 vs. Houston Oilers)
- 34 Eddie George (12/17/2000 vs. Tennessee Titans)
- 34 Alfred Blue (11/16/2014 vs. Houston Texans)
- Most Yards Gained
 - 295 Jamal Lewis (9/14/2003 at Baltimore Ravens)
 - 223 Willie Parker (12/7/2006 at Pittsburgh Steelers)
 - 205 Jamal Lewis (12/21/2003 vs. Baltimore Ravens)
 - 204 Ray Rice (12/4/2011 vs. Baltimore Ravens)
 - 202 Rudi Johnson (11/28/2004 at Cincinnati Bengals)
- Highest Average Gain (Yards)
 - 18.67 Jeremy Hill (10/23/2016 at Cincinnati Bengals) (9-168)
- Longest Gains (Yards)
 - 86t Essex Johnson (12/5/1971 vs. Cincinnati Bengals)
 - 82t Jamal Lewis (9/14/2003 at Baltimore Ravens)
 - 80t Jamaal Charles (12/9/2012 vs. Kansas City Chiefs)
 - 79t George Rogers (10/18/1981 vs. New Orleans Saints)
 - 75t Franco Harris (11/19/1972 vs. Pittsburgh Steelers)
 - 75t Barry Sanders (10/8/1995 at Detroit Lions)
 - 75 Jamal Lewis (10/6/2002 vs. Baltimore Ravens)

PASSING

- Most Attempts
 - 59 Todd Marinovich (9/20/1992 at Los Angeles Raiders)
 - 56 Drew Brees (10/24/2010 at New Orleans Saints)
 - 56 Doug Williams (9/28/1980 at Tampa Bay Buccaneers)
 - 56 Michael Vick (9/9/2012 vs. Philadelphia Eagles)
- Most Completions
 - 38 Tommy Kramer (12/14/1980 at Minnesota Vikings)
 - 37 Drew Brees (10/24/2010 at New Orleans Saints)
 - 35 Tony Romo (11/18/2012 at Dallas Cowboys)
 - 34 Steve McNair (9/30/2007 vs. Baltimore Ravens)
 - 34 Derek Carr (10/26/2014 vs. Oakland Raiders)
- Most Yards
 - 456 Tommy Kramer (12/14/1980 at Minnesota Vikings)
 - 447 Jay Cutler (11/6/2008 vs. Denver Broncos)
 - 422 Matthew Stafford (11/22/2009 at Detroit Lions)
 - 418 Sonny Jurgensen (11/26/1967 vs. Washington Redskins)
 - 418 Tom Brady (12/8/2013 at New England)

- Highest Completion Percentage
 - 88.2 Bart Starr (10/15/1961 vs. Green Bay Packers) (15-17)



Longest Completions (Yards)

- 99t George Izo (9/15/1963 vs. Washington Redskins) (to Bobby Mitchell)
- 93t Jay Cutler (11/6/2008 vs. Denver Broncos) (to Eddie Royal)
- 92t Mitt Plum (11/15/1964 vs. Detroit Lions) (to Dan Lewis)

Most Touchdown Passes

- 6 Charley Johnson (9/26/1965 vs. St. Louis Cardinals)
- 6 Carson Palmer (9/16/2007 vs. Cincinnati Bengals)

Most Interceptions

- 7 Ty Detmer (9/23/2001 vs. Detroit Lions)
- 5 Zeke Bratkowski (12/11/1960 vs. Chicago Bears)
- 5 Mark Malone (9/20/1987 vs. Pittsburgh Steelers)

Most Attempts, Without An Interception

- 49 Tommy Kramer (12/14/1980 at Minnesota Vikings)

RECEIVING

Most Receptions

- 14 Marvin Harrison (12/26/1999 vs. Indianapolis Colts) (138 yards)
- 14 Bobby Engram (11/4/2007 vs. Seattle Seahawks) (OT) (139 yards)
- 14 Brandon Myers (12/2/2012 at Oakland Raiders) (130 yards)
- 13 Terry Glenn (10/3/1999 vs. New England Patriots) (214 yards)
- 13 Antonio Brown (1/3/2016 vs. Pittsburgh Steelers) (187 yards)

Most Yards

- 235 Buddy Dial (10/22/1961 at Pittsburgh Steelers)
- 222 Terrell Owens (10/3/2010 vs. Cincinnati Bengals)
- 214 Terry Glenn (10/3/1999 vs. New England Patriots)

Average Gain (Yards)

- 48.0 John Gilliam (10/26/1969 vs. St. Louis Cardinals) (4 catches for 192 yards)

Longest Gain (Yards)

- 99t Bobby Mitchell (9/15/1963 vs. Washington Redskins) (from George Izo)

Touchdowns

- 3 By 18 players, most recently: Martellus Bennett (10/9/2016 vs. New England Patriots)

INTERCEPTIONS

Most Interceptions

- 3 By 12 players, most recently: Leon Hall (12/21/2008 vs. Cincinnati Bengals)

Interception Yardage

- 125 Ken Easley (12/20/1981 at Seattle Seahawks) (2 returns)
- 115 Larry Wilson (12/19/1965 at St. Louis Cardinals) (3 returns)

Average Gain (minimum 2 interceptions)

- 62.5 Ken Easley (12/20/1981 at Seattle Seahawks) (2 returns)

Longest Interception Returns

- 106t Ed Reed (11/7/2004 at Baltimore Ravens)
- 97t Jordan Babineaux (10/2/2011 vs. Tennessee Titans)
- 96t Larry Wilson (12/19/1965 at St. Louis Cardinals)
- 93t Randy Gradishar (10/5/1980 vs. Denver Broncos)
- 85 Ray Clayborn (10/7/1984 vs. New England Patriots)

Touchdowns

- 1 80 times, most recently: Aquib Talib (10/18/2015 vs. Denver Broncos)

PUNTING

Most Punts

- 11 five times, most recently: Kelly Goodrum (11/19/1989 vs. Kansas City Chiefs) (OT)

Most Yards

- 491 Ray Guy (11/18/1973 at Oakland Raiders)

Highest Average (minimum 4 punts)

- 57.5 Bobby Joe Green (11/20/1960 at Pittsburgh Steelers) (4 for 230 yards)

Longest (Yards)

- 78 Ed Brown (10/28/1962 at Pittsburgh Steelers)
- 75 Ver Lilywhite (9/30/1951 at San Francisco 49ers)
- 75 Bobby Joe Green (11/20/1960 at Pittsburgh Steelers)

PUNT RETURNS

Most Returns

- 9 Andre Hastings (11/13/1995 at Pittsburgh Steelers)
- 8 Ron Fellows (11/25/1982 at Dallas Cowboys)
- 8 Fulton Walker (11/16/1986 at Los Angeles Raiders)

Most Yards

- 141 Bob Hayes (12/24/1967 at Dallas Cowboys)
- 131 Andre Hastings (11/13/1995 at Pittsburgh Steelers)

Highest Average (minimum 3 returns)

- 36.7 Billy Johnson (10/16/1977 at Houston Oilers) (3 returns)

Longest Punt Returns

- 94t Nate Burleson (11/4/2007 vs. Seattle Seahawks)
- 91t Keith Moody (10/23/1977 at Buffalo Bills)
- 87t Billy Johnson (10/16/1977 at Houston Oilers)

Touchdowns

- 2 Rick Upchurch (9/26/1976 at Denver Broncos)

KICKOFF RETURNS

Most Returns

- 9 Josh Scobey (11/16/2003 vs. Arizona Cardinals)
- 7 Dante Hall (9/8/2002 vs. Kansas City Chiefs)
- 7 J.R. Reed (10/24/2004 vs. Philadelphia Eagles)
- 7 Mark Bradley (12/20/2009 at Kansas City Chiefs)
- 6 Clarence Childs (12/4/1966 vs. New York Giants)
- 6 Rick Upchurch (10/19/1975 at Denver Broncos)
- 6 Jermaine Lewis (10/20/2002 vs. Houston Texans)
- 6 Glenn Holt (9/16/2007 vs. Cincinnati Bengals)

Most Yards

- 197 Rick Upchurch (10/19/1975 at Denver Broncos)
- 192 Dante Hall (9/8/2002 vs. Kansas City Chiefs)

Highest Average (minimum 2 returns)

- 86.0 Travis Williams (11/12/1967 at Green Bay Packers) (2 returns)

Longest Kickoff Returns

- 105t Tim Brown (9/17/1961 at Philadelphia Eagles)
- 101t Jacoby Ford (10/16/2011 at Oakland Raiders)
- 99t Justin Miller (10/29/2006 vs. New York Jets)
- 98t Leodis McKelvin (11/17/2008 at Buffalo Bills)
- 97t Willie Shelby (10/3/1976 vs. Cincinnati Bengals)

Touchdowns

- 2 Travis Williams (11/12/1967 at Green Bay Packers)

CRUCIAL CATCH - CANCER AWARENESS

The Cleveland Browns and NFL will support cancer awareness platforms throughout October during the ninth consecutive year of the NFL's and NFL Players Association's "A Crucial Catch: Annual Screening Saves Lives" campaign. For more information about the league-wide initiative, visit www.NFL.com/crucialcatch.



YEAR-BY-YEAR LEADERS

SCORING

YEAR	PLAYER	TD	PAT	FG	2-PT	TOTAL
1950	LOU GROZA	1	29-29	13-19	0	74
1951	LOU GROZA	0	43-43	10-23	0	73
1952	LOU GROZA	0	32-32	19-33	0	89
1953	LOU GROZA	0	39-40	23-26	0	108
1954	LOU GROZA	0	37-38	16-24	0	85
1955	LOU GROZA	0	44-45	11-22	0	77
1956	LOU GROZA	0	18-18	11-20	0	51
1957	LOU GROZA\$	0	32-32	15-22	0	77
1958	JIM BROWN\$	18	0-0	0-0	0	108
1959	JIM BROWN	14	0-0	0-0	0	84
1960	SAM BAKER	0	44-46	12-20	0	80
1961	LOU GROZA	0	37-38	16-23	0	85
1962	JIM BROWN	18	0-0	0-0	0	108
1963	JIM BROWN	15	0-0	0-0	0	90
1964	LOU GROZA	0	49-50	22-33	0	115
1965	JIM BROWN	21	0-0	0-0	0	126
1966	LEROY KELLY	16	0-0	0-0	0	96
1967	LEROY KELLY	13	0-0	0-0	0	78
1968	LEROY KELLY	20	0-0	0-0	0	120
1969	DON COCKROFT	0	45-45	12-23	0	81
1970	DON COCKROFT	0	34-35	12-22	0	70
1971	DON COCKROFT	0	34-34	15-28	0	79
1972	DON COCKROFT	0	28-29	22-27	0	94
1973	DON COCKROFT	0	24-24	22-31	0	90
1974	DON COCKROFT	0	29-30	14-16	0	71
1975	DON COCKROFT	0	21-24	17-23	0	72
1976	DON COCKROFT	0	27-30	15-28	0	72
1977	DON COCKROFT	0	30-31	17-23	0	81
1978	DON COCKROFT	0	37-40	19-28	0	94
1979	DON COCKROFT	0	38-43	17-29	0	89
1980	DON COCKROFT	0	39-44	16-26	0	87
1981	MATT BAHR	0	22-22	13-20	0	61
1982	MATT BAHR	0	17-17	7-15	0	38
1983	MATT BAHR	0	38-40	21-24	0	101
1984	MATT BAHR	0	25-25	24-32	0	97
1985	MATT BAHR	0	35-35	14-18	0	77
1986	MATT BAHR	0	30-30	20-26	0	90
1987	JEFF JAEGER*	0	33-34	14-22	0	75
1988	MATT BAHR	0	32-33	24-29	0	104
1989	MATT BAHR	0	40-40	16-24	0	88
1990	JERRY KAURIC*	0	24-27	14-20	0	66
1991	MATT STOVER	0	33-34	16-22	0	81
1992	MATT STOVER	0	29-30	21-29	0	92
1993	MATT STOVER	0	36-36	16-22	0	84
1994	MATT STOVER	0	32-32	26-28	0	110
1995	MATT STOVER	0	26-26	29-33	0	113
1999	TERRY KIRBY	9	0-0	0-0	0	54
2000	PHIL DAWSON	0	17-17	14-17	0	59
2001	PHIL DAWSON	0	29-30	22-25	0	95
2002	PHIL DAWSON	0	34-35	22-28	0	100
2003	PHIL DAWSON	0	20-21	18-21	0	74
2004	PHIL DAWSON	0	28-28	24-29	0	100
2005	PHIL DAWSON	0	19-21	27-29	0	100
2006	PHIL DAWSON	0	25-25	21-29	0	88
2007	PHIL DAWSON	0	42-43	26-30	0	120
2008	PHIL DAWSON	0	30-36	18-18	0	108
2009	PHIL DAWSON	0	18-19	17-19	0	69
2010	PHIL DAWSON	0	28-28	23-28	0	97
2011	PHIL DAWSON	0	20-20	24-29	0	92
2012	PHIL DAWSON	0	29-29	29-31	0	116
2013	BILLY CUNDIFF	0	32-32	21-26	0	95
2014	BILLY CUNDIFF	0	28-28	22-29	0	94
2015	TRAVIS COONS	0	22-24	28-32	0	106
2016	CODY PARKEY	0	20-21	20-25	0	80

*Denotes rookie #Denotes led NFL \$Denotes tied for NFL lead



STAFF

PLAYERS

2017 SEASON

HISTORY

RECORDS

GAME DAY

RUSHING YARDS

YEAR	PLAYER	NO	YARDS	AVG	LG	TD
1950	MARION MOTLEY#	140	810	5.8	69t	3
1951	DUB JONES	104	492	4.7	43t	7
1952	MARION MOTLEY	104	444	4.3	59	1
1953	RAY RENFRO	60	352	5.9	58t	4
1954	MAURICE BASSETT*	144	588	4.1	22	6
1955	FRED MORRISON	156	824	5.3	56	3
1956	PRESTON CARPENTER*	188	756	4.0	30	0
1957	JIM BROWN#	202	942	4.7	69t	9
1958	JIM BROWN#	257	1,527	5.9	65t	17
1959	JIM BROWN#	290	1,329	4.6	70t	14
1960	JIM BROWN#	215	1,257	5.8	71t	9
1961	JIM BROWN#	305	1,408	4.6	38	8
1962	JIM BROWN	230	996	4.3	31	13
1963	JIM BROWN#	291	1,863	6.4	80t	12
1964	JIM BROWN#	280	1,446	5.2	71	7
1965	JIM BROWN#	289	1,544	5.3	67	17
1966	LEROY KELLY	209	1,141	5.5	70t	15
1967	LEROY KELLY	235	1,205	5.1	42t	11
1968	LEROY KELLY#	248	1,239	5.0	65	16
1969	LEROY KELLY	196	817	4.2	31	9
1970	LEROY KELLY	206	656	3.2	33t	6
1971	LEROY KELLY	234	865	3.7	35	10
1972	LEROY KELLY	224	811	3.6	18	4
1973	KEN BROWN	161	537	3.3	17	0
1974	GREG PRUITT	126	540	4.3	54	3
1975	GREG PRUITT	217	1,067	4.9	50	8
1976	GREG PRUITT	209	1,000	4.8	64	4
1977	GREG PRUITT	236	1,086	4.6	78t	3
1978	GREG PRUITT	176	960	5.5	70t	3
1979	MIKE PRUITT	264	1,294	4.9	77t	9
1980	MIKE PRUITT	249	1,034	4.2	56t	6
1981	MIKE PRUITT	247	1,103	4.5	21	7
1982	MIKE PRUITT	143	516	3.6	17	3
1983	MIKE PRUITT	293	1,184	4.0	27	10
1984	BOYCE GREEN	202	673	3.3	29	0
1985	KEVIN MACK	222	1,104	5.0	61	7
1986	KEVIN MACK	174	665	3.8	20	10
1987	KEVIN MACK	201	735	3.7	22t	5
1988	EARNEST BYNER	157	576	3.7	27t	3
1989	ERIC METCALF*	187	633	3.4	43t	6
1990	KEVIN MACK	158	702	4.4	26	5
1991	KEVIN MACK	197	726	3.7	51t	8
1992	KEVIN MACK	169	543	3.2	37	6
1993	TOMMY VARDELL	171	644	3.8	54	3
1994	LEROY HOARD	209	890	4.3	39	5
1995	LEROY HOARD	136	547	4.0	25	0
1999	TERRY KIRBY	130	452	3.5	28	6
2000	TRAVIS PRENTICE*	173	512	3.0	17	7
2001	JAMES JACKSON*	195	554	2.8	22	2
2002	WILLIAM GREEN*	243	887	3.7	64t	6
2003	WILLIAM GREEN	142	559	3.9	26	1
2004	LEE SUGGS	199	744	3.7	39	2
2005	REUBEN DROUGHNS	309	1,232	4.0	75t	2
2006	REUBEN DROUGHNS	220	758	3.4	22	4
2007	JAMAL LEWIS	298	1,304	4.4	66t	9
2008	JAMAL LEWIS	279	1,002	3.6	29	4
2009	JEROME HARRISON	194	862	4.4	71t	5
2010	PEYTON HILLIS	270	1,177	4.4	48	11
2011	PEYTON HILLIS	161	587	3.6	24t	3
2012	TRENT RICHARDSON*	267	950	3.6	32t	11
2013	WILLIS MCGAHEE	138	377	2.7	16	2
2014	TERRANCE WEST*	171	673	3.9	36	4
2015	ISAIAH CROWELL	185	706	3.8	54	4
2016	ISAIAH CROWELL	198	952	4.8	85t	7

*Denotes rookie #Denotes led NFL \$Denotes tied for NFL lead



PASSING YARDS

YEAR	PLAYER	ATT	COMP	PCT	YARDS	TD	INT	QB RATING
1950	OTTO GRAHAM	253	137	54.2	1,943	14	20	64.7
1951	OTTO GRAHAM	265	147	55.5	2,205	17	16	79.2
1952	OTTO GRAHAM#	364	181	49.7	2,816	20	24	66.6
1953	OTTO GRAHAM#	258	167	64.7	2,722	11	9	99.7
1954	OTTO GRAHAM	240	142	59.2	2,092	11	17	73.5
1955	OTTO GRAHAM	185	98	53.0	1,721	15	8	94.0
1956	TOM O'CONNELL	96	42	43.8	551	4	8	41.6
1957	TOM O'CONNELL	110	63	57.3	1,229	9	8	93.3
1958	MILT PLUM	189	102	54.0	1,619	11	11	77.9
1959	MILT PLUM	266	156	58.6	1,992	14	8	87.2
1960	MILT PLUM	250	151	60.4	2,297	21	5	110.4
1961	MILT PLUM	302	177	58.6	2,416	18	10	90.3
1962	FRANK RYAN	194	112	57.7	1,541	10	7	85.4
1963	FRANK RYAN	256	135	52.7	2,038	25	13	90.6
1964	FRANK RYAN	334	174	52.1	2,404	25	19	76.7
1965	FRANK RYAN	243	119	49.0	1,751	18	13	75.3
1966	FRANK RYAN	382	200	52.4	2,974	29	14	88.2
1967	FRANK RYAN	280	136	48.6	2,026	20	16	72.7
1968	BILL NELSEN	293	152	51.9	2,366	19	10	86.4
1969	BILL NELSEN	352	190	54.0	2,743	23	19	78.8
1970	BILL NELSEN	313	159	50.8	2,156	16	16	68.9
1971	BILL NELSEN	325	174	53.5	2,319	13	23	60.3
1972	MIKE PHIPPS	305	144	47.2	1,994	13	16	61.0
1973	MIKE PHIPPS	299	148	49.5	1,719	9	20	49.4
1974	MIKE PHIPPS	256	117	45.7	1,384	9	17	46.7
1975	MIKE PHIPPS	313	162	51.8	1,749	4	19	47.5
1976	BRIAN SIPE	312	178	57.1	2,113	17	14	77.3
1977	BRIAN SIPE	195	112	57.4	1,233	9	14	61.8
1978	BRIAN SIPE	399	222	55.6	2,906	21	15	80.7
1979	BRIAN SIPE	535	286	53.5	3,793	28	26	73.4
1980	BRIAN SIPE	554	337	60.8	4,132	30	14	91.4
1981	BRIAN SIPE	567	313	55.2	3,876	17	25	68.2
1982	BRIAN SIPE	185	101	54.6	1,064	4	8	60.7
1983	BRIAN SIPE	496	291	58.7	3,566	26	23	79.1
1984	PAUL McDONALD	493	271	55.0	3,472	14	23	67.3
1985	BERNIE KOSAR*	248	124	50.0	1,578	8	7	69.3
1986	BERNIE KOSAR	531	310	58.4	3,854	17	10	83.8
1987	BERNIE KOSAR	389	241	62.0	3,033	22	9	95.4
1988	BERNIE KOSAR	259	156	60.2	1,890	10	7	84.3
1989	BERNIE KOSAR	513	303	59.1	3,533	18	14	80.3
1990	BERNIE KOSAR	423	230	54.4	2,562	10	15	65.7
1991	BERNIE KOSAR	494	307	62.1	3,487	18	9	87.8
1992	MIKE TOMCZAK	211	120	56.9	1,693	7	7	80.1
1993	VINNY TESTAVERDE	230	130	56.5	1,797	14	9	85.7
1994	VINNY TESTAVERDE	376	207	55.1	2,575	16	18	70.7
1995	VINNY TESTAVERDE	392	241	61.5	2,883	17	10	87.8
1999	TIM COUCH*	399	223	55.9	2,447	15	13	73.2
2000	TIM COUCH	215	137	63.7	1,483	7	9	77.3
2001	TIM COUCH	454	272	59.9	3,040	17	21	73.1
2002	TIM COUCH	443	273	61.6	2,842	18	18	76.8
2003	KELLY HOLCOMB	302	193	63.9	1,797	10	12	74.6
2004	JEFF GARCIA	252	144	57.1	1,731	10	9	76.7
2005	TRENT DILFER	333	199	59.8	2,321	11	12	76.9
2006	CHARLIE FRYE	393	252	64.1	2,454	10	17	72.0
2007	DEREK ANDERSON	527	298	56.5	3,787	29	19	82.5
2008	DEREK ANDERSON	283	142	50.2	1,615	9	8	66.5
2009	BRADY QUINN	256	136	53.1	1,339	8	7	67.2
2010	COLT MCCOY*	222	135	60.8	1,576	6	9	74.5
2011	COLT MCCOY	463	265	57.2	2,733	14	11	74.6
2012	BRANDON WEEDEN*	517	297	57.4	3,385	14	17	72.6
2013	JASON CAMPBELL	317	180	56.8	2,015	11	8	76.9
2014	BRIAN HOYER	438	242	55.3	3,326	12	13	76.5
2015	JOSH McCOWN	292	186	63.7	2,109	12	4	93.3
2016	CODY KESSLER*	195	128	65.6	1,380	6	2	92.3

*Denotes rookie #Denotes led NFL \$Denotes tied for NFL lead



STAFF

PLAYERS

2017 SEASON

HISTORY

RECORDS

GAME DAY

RECEPTIONS

YEAR	PLAYER	NO	YARDS	AVG	LG	TD
1950	MAC SPEEDIE	42	548	13.0	45	1
1951	DANTE LAVELLI	43	586	13.6	47	6
1952	MAC SPEEDIE#	62	911	14.7	50	5
1953	DANTE LAVELLI	45	783	17.4	55t	6
1954	DANTE LAVELLI	47	802	17.1	64	7
1955	DARREL BREWSTER	34	622	18.3	41t	6
1956	DARREL BREWSTER	28	417	14.9	41	1
1957	DARREL BREWSTER	30	614	20.5	56	2
1958	PRESTON CARPENTER	29	474	16.3	74	1
1959	BILLY HOWTON	39	510	13.1	36t	1
1960	BOBBY MITCHELL	45	612	13.6	69t	6
1961	RAY RENFRO	48	834	17.4	57	6
1962	JIM BROWN	47	517	11.0	53t	5
1963	GARY COLLINS	43	674	15.7	49t	13
1964	PAUL WARFIELD*	52	920	17.7	62t	9
1965	GARY COLLINS	50	884	17.7	67	10
1966	GARY COLLINS	56	946	16.9	54	12
1967	ERNIE GREEN	39	369	9.5	41t	2
1968	PAUL WARFIELD	50	1,067	21.3	65t	12
1969	GARY COLLINS	54	786	14.6	48t	11
1970	BO SCOTT	40	351	8.8	24	4
1971	FAIR HOOKER	45	649	14.4	48	1
1972	FRANK PITTS	36	620	17.2	80t	8
1973	FRANK PITTS	31	317	10.2	26t	4
1974	HUGH MCKINNIS	32	258	8.1	55	0
1975	REGGIE RUCKER	60	770	12.8	40t	3
1976	REGGIE RUCKER	49	676	13.8	45	8
1977	CLEO MILLER	41	291	7.1	28	1
1978	REGGIE RUCKER	43	893	20.8	69t	8
1979	DAVE LOGAN	59	982	16.6	46	7
1980	MIKE PRUITT	63	471	7.5	28	0
1981	OZZIE NEWSOME	69	1,002	14.5	62	6
1982	OZZIE NEWSOME	49	633	12.9	54	3
1983	OZZIE NEWSOME	89	970	10.9	66t	6
1984	OZZIE NEWSOME	89	1,001	11.2	52	5
1985	OZZIE NEWSOME	62	711	11.5	38	5
1986	BRIAN BRENNAN	55	838	15.2	57t	6
1987	EARNEST BYNER	52	552	10.6	37	2
1988	EARNEST BYNER	59	576	9.8	39t	2
1989	WEBSTER SLAUGHTER	65	1,236	19.0	97t	6
1990	WEBSTER SLAUGHTER	59	847	14.4	50	4
1991	WEBSTER SLAUGHTER	64	906	14.2	62t	3
1992	MICHAEL JACKSON	47	755	16.1	69t	7
1993	ERIC METCALF	63	539	8.6	49t	2
1994	DERRICK ALEXANDER*	48	828	17.3	81t	2
1995	EARNEST BYNER	61	494	8.1	29t	2
1999	KEVIN JOHNSON*	66	986	14.9	64t	8
2000	KEVIN JOHNSON	57	669	11.7	79	0
2001	KEVIN JOHNSON	84	1,097	13.1	55t	9
2002	KEVIN JOHNSON	67	703	10.5	30t	4
2003	DENNIS NORTHCUTT	62	729	11.8	44	2
2004	DENNIS NORTHCUTT	55	806	14.7	58t	2
2005	ANTONIO BRYANT	69	1,009	14.6	54	4
2006	KELLEN WINSLOW	89	875	9.8	40	3
2007	KELLEN WINSLOW	82	1,106	13.5	49	5
2008	BRAYLON EDWARDS	55	877	15.9	70	3
2009	JEROME HARRISON	34	220	6.5	18	2
	MOHAMED MASSAQUOI*	34	624	18.4	59t	3
2010	BENJAMIN WATSON	68	763	11.2	44	3
2011	GREG LITTLE*	61	709	11.6	76t	2
2012	GREG LITTLE	53	647	12.2	43	4
2013	JOSH GORDON	87	1,646	18.9	95t	9
2014	ANDREW HAWKINS	63	824	13.1	65	2
2015	GARY BARNIDGE	79	1,043	13.2	40	9
2016	TERRELLE PRYOR SR.	77	1,007	13.1	54	4

*Denotes rookie #Denotes led NFL \$Denotes tied for NFL lead



RECEIVING YARDS

YEAR	PLAYER	NO	YARDS	AVG	LG	TD
1950	DANTE LAVELLI	37	565	15.3	43	5
1951	MAC SPEEDIE	34	589	17.3	51	3
1952	MAC SPEEDIE	62	911	14.7	50	5
1953	DANTE LAVELLI	45	783	17.4	55t	6
1954	DANTE LAVELLI	47	802	17.1	64	7
1955	DARREL BREWSTER	34	622	18.3	41t	6
1956	DARREL BREWSTER	28	417	14.9	41	1
1957	DARREL BREWSTER	30	614	20.5	56	2
1958	RAY RENFRO	24	573	23.9	52	6
1959	RAY RENFRO	30	528	17.6	70t	6
1960	GERN NAGLER	36	616	17.1	53t	3
1961	RAY RENFRO	48	834	17.4	57	6
1962	RICH KREITLING	44	659	15.0	53	3
1963	GARY COLLINS	43	674	15.7	49t	13
1964	PAUL WARFIELD*	52	920	17.7	62t	9
1965	GARY COLLINS	50	884	17.7	67	10
1966	GARY COLLINS	56	946	16.9	54	12
1967	PAUL WARFIELD	32	702	21.9	49t	8
1968	PAUL WARFIELD	50	1,067	21.3	65t	12
1969	PAUL WARFIELD	42	886	21.1	82t	10
1970	MILT MORIN	37	611	16.5	36	1
1971	FAIR HOOKER	45	649	14.4	48	1
1972	FRANK PITTS	36	620	17.2	80t	8
1973	MILT MORIN	26	417	16.0	51t	1
1974	STEVE HOLDEN	30	452	15.1	53	3
1975	REGGIE RUCKER	60	770	12.8	40t	3
1976	REGGIE RUCKER	49	676	13.8	45	8
1977	REGGIE RUCKER	36	565	15.7	40	2
1978	REGGIE RUCKER	43	893	20.8	69t	8
1979	DAVE LOGAN	59	982	16.6	46	7
1980	DAVE LOGAN	51	822	16.1	65	4
1981	OZZIE NEWSOME	69	1,002	14.5	62	6
1982	OZZIE NEWSOME	49	633	12.9	54	3
1983	OZZIE NEWSOME	89	970	10.9	66t	6
1984	OZZIE NEWSOME	89	1,001	11.2	52	5
1985	OZZIE NEWSOME	62	711	11.5	38	5
1986	BRIAN BRENNAN	55	838	15.2	57t	6
1987	WEBSTER SLAUGHTER	47	806	17.1	54t	7
1988	REGGIE LANGHORNE	57	780	13.7	77t	7
1989	WEBSTER SLAUGHTER	65	1,236	19.0	97t	6
1990	WEBSTER SLAUGHTER	59	847	14.4	50	4
1991	WEBSTER SLAUGHTER	64	906	14.2	62t	3
1992	MICHAEL JACKSON	47	755	16.1	69t	7
1993	MICHAEL JACKSON	41	756	18.4	62t	8
1994	DERRICK ALEXANDER*	48	828	17.3	81t	2
1995	KEENAN MCCARDELL	56	709	12.7	36	4
1999	KEVIN JOHNSON*	66	986	14.9	64t	8
2000	KEVIN JOHNSON	57	669	11.7	79	0
2001	KEVIN JOHNSON	84	1,097	13.1	55t	9
2002	QUINCY MORGAN	56	964	17.2	78t	7
2003	DENNIS NORTHCUTT	62	729	11.8	44	2
2004	DENNIS NORTHCUTT	55	806	14.7	58t	2
2005	ANTONIO BRYANT	69	1,009	14.6	54	4
2006	BRAYLON EDWARDS	61	884	14.5	75	6
2007	BRAYLON EDWARDS	80	1,289	16.1	78t	16
2008	BRAYLON EDWARDS	55	877	15.9	70	3
2009	MOHAMED MASSAQUOI*	34	624	18.4	59t	3
2010	BENJAMIN WATSON	68	763	11.2	44	3
2011	GREG LITTLE*	61	709	11.6	76t	2
2012	JOSH GORDON*	50	805	16.1	71t	5
2013	JOSH GORDON\$	87	1,646	18.9	95t	9
2014	ANDREW HAWKINS	63	824	13.1	65	2
2015	GARY BARNIDGE	79	1,043	13.2	40	9
2016	TERRELLE PRYOR SR.	77	1,007	13.1	54	4

*Denotes rookie #Denotes led NFL \$Denotes tied for NFL lead



INTERCEPTIONS

	YEAR	PLAYER	NO	YARDS	AVG	LG	TD
STAFF	1950	TOMMY JAMES	9	69	7.7	34	0
	1951	WARREN LAHR	5	95	19.0	29	2
	1952	BERT RECHICHAR*	6	79	13.2	25	0
	1953	WARREN LAHR	5	119	23.8	42	0
	1954	KEN KONZ	7	133	19.0	54t	2
	1955	CHUCK NOLL	5	74	14.8	24	1
	1956	DON PAUL	7	190	27.1	42	1
	1957	DON PAUL	4	28	7.0	12	0
	1958	KEN KONZ	4	123	30.8	46t	1
	1959	BERNIE PARRISH	5	83	16.6	37t	1
PLAYERS	1960	BOBBY FRANKLIN*	8	131	16.4	37t	2
	1961	BERNIE PARRISH	7	40	5.7	15	0
	1962	ROSS FICHTNER	7	76	10.9	31	0
	1963	VINCE COSTELLO	7	118	16.9	31	0
	1964	BERNIE PARRISH	4	98	24.5	54t	1
	1965	LARRY BENZ	5	78	15.6	31	0
	1966	ROSS FICHTNER	8	152	19.0	58	1
		MIKE HOWELL	8	62	7.7	29	0
	1967	ROSS FICHTNER	4	113	28.3	88	0
	1968	BEN DAVIS	8	162	20.3	44	0
2017 SEASON	1969	MIKE HOWELL	6	21	3.5	11	0
	1970	ERICH BARNES	5	85	17.0	38t	1
	1971	WALT SUMNER	5	35	7.0	25	0
	1972	THOM DARDEN*	3	64	21.3	20	0
	1973	CLARENCE SCOTT	5	71	14.2	45t	1
	1974	THOM DARDEN	8	105	13.1	31	0
	1975	CHARLIE HALL	2	28	14.0	19	0
	1976	THOM DARDEN	7	73	10.4	21	0
	1977	THOM DARDEN	6	107	17.8	49	1
	1978	THOM DARDEN#	10	200	20.0	46	0
HISTORY	1979	THOM DARDEN	5	125	25.0	39t	1
	1980	RON BOLTON	6	62	10.3	29	0
	1981	CLARENCE SCOTT	4	46	11.5	26	0
	1982	HANFORD DIXON	4	22	5.5	22	0
	1983	TOM COUSINEAU	4	47	11.8	15	0
	1984	AL GROSS	5	103	20.6	47	0
	1985	AL GROSS	5	109	21.8	37t	1
	1986	HANFORD DIXON	5	35	7.0	19	0
	1987	FELIX WRIGHT	4	152	38.0	68	1
	1988	FELIX WRIGHT	5	126	25.2	53	0
RECORDS	1989	FELIX WRIGHT#	9	91	10.1	27t	1
	1990	FELIX WRIGHT	3	56	18.7	36	0
	1991	STEPHEN BRAGGS	3	15	5.0	15	0
	1992	VINCE NEWSOME	3	55	18.3	29	0
	1993	ERIC TURNER	5	25	5.0	19	0
	1994	ERIC TURNER\$	9	199	22.1	93t	1
	1995	STEVON MOORE	5	55	11.0	28	0
	1999	MARQUEZ POPE	2	15	7.5	13	0
	2000	COREY FULLER	3	0	0.0	0	0
	2001	ANTHONY HENRY*\$	10	177	17.7	97t	1
GAME DAY	2002	EARL LITTLE	4	17	4.3	7	0
	2003	EARL LITTLE	6	41	6.8	21	0
	2004	ANTHONY HENRY	4	83	20.8	51	0
	2005	BRIAN RUSSELL	3	50	16.7	37	0
	2006	DAVEN HOLLY	5	127	25.4	57t	1
		SEAN JONES	5	46	9.2	19	0
	2007	LEIGH BODDEN	6	75	12.5	26	0
	2008	BRANDON McDONALD	5	146	29.2	98	1
	2009	BRODNEY POOL	4	33	8.3	32	0
		ERIC WRIGHT	4	74	18.5	47	0
2010	JOE HADEN*	6	101	16.8	62	0	
2011	MIKE ADAMS	3	33	11.0	29	0	
2012	SHELDON BROWN	3	20	6.7	19t	1	
	JOE HADEN	3	64	21.3	50	0	
	USAMA YOUNG	3	44	14.7	44	0	
2013	TASHAUN GIPSON	5	143	28.6	44t	1	
2014	TASHAUN GIPSON	6	158	26.3	62t	1	
2015	KARLOS DANSBY	3	93	13.2	52t	2	
2016	BRIAN BODDY-CALHOUN*	3	94	31.3	67	1	
	JOE HADEN	3	9	3.0	9	0	
	JAMAR TAYLOR	3	43	14.3	29	0	

*Denotes rookie #Denotes led NFL \$Denotes tied for NFL lead



SACKS		
YEAR	PLAYER	NO
1982	CHIP BANKS*	5.5
1983	CLAY MATTHEWS	6.0
1984	REGGIE CAMP	14.0
1985	CHIP BANKS	11.0
1986	CARL HAIRSTON	9.0
1987	CARL HAIRSTON	8.0
1988	CLAY MATTHEWS	6.0
1989	AL BAKER	7.5
1990	MICHAEL DEAN PERRY	11.5
1991	MICHAEL DEAN PERRY	8.5
1992	ROB BURNETT	9.0
1993	ANTHONY PLEASANT	11.0
1994	ROB BURNETT	10.0
1995	ANTHONY PLEASANT	8.0
1999	JOHN THIERRY	7.0
2000	KEITH MCKENZIE	8.5
2001	JAMIR MILLER	13.0
2002	MARK WORD	8.0
2003	KENARD LANG	8.0
2004	EBENEZER EKUBAN	8.0
2005	ALVIN MCKINLEY	5.0
2006	KAMERION WIMBLEY*	11.0
2007	KAMERION WIMBLEY	5.0
2008	SHAUN ROGERS	4.5
2009	KAMERION WIMBLEY	6.5
2010	MARCUS BERNARD	7.5
2011	JABAAL SHEARD*	8.5
2012	JABAAL SHEARD	7.0
2013	JABAAL SHEARD	5.5
2014	PAUL KRUGER	11.0
2015	DESMOND BRYANT	6.0
2016	EMMANUEL OGBAH*	5.5

*Denotes rookie

SPECIAL TEAMS TACKLES		
YEAR	PLAYER	NO
1999	TAREK SALEH	23
2000	TAREK SALEH	19
2001	BRANT BOYER	26
2002	BRANT BOYER	33
2003	BARRY GARDNER	22
2004	LEIGH BODDEN	18
2005	SEAN JONES	20
2006	JOSHUA CRIBBS	25
2007	JOSHUA CRIBBS	23
2008	JOSHUA CRIBBS	25
2009	BLAKE COSTANZO	14
2010	T.J. WARD*	18
2011	JOSHUA CRIBBS	14
2012	JOHNSON BADEMOSI*	18
2013	JOHNSON BADEMOSI	17
2014	JOHNSON BADEMOSI	15
2015	JOHNSON BADEMOSI	15
2016	JOE SCHOBERT*	14

STAFF

PLAYERS

2017 SEASON

HISTORY

RECORDS

GAME DAY

BROWNS VS. THE AAFC ALL-STARS

In its four years of existence, the All-America Football Conference (AAFC) was dominated by the Browns as Cleveland won the league's championship every year and was named lifetime champions. In 1949, the final year of the AAFC, the Browns took part in an additional exhibition after being crowned league champions.

Six games after defeating the San Francisco 49ers and winning the league title, Cleveland took on the AAFC All-Stars in Houston, Texas. Named the Shamrock Charity Bowl All-Star Game, the contest was the creation of "Diamond" Glenn McCarthy, a Houston oil tycoon and huge football fan who hoped his city would be able to land an expansion team in the new and improved NFL.

The Browns all-star opponents featured rookie quarterback sensation Y.A. Tittle, who played for the Colts but would later go on to haunt the Browns in the early 1960s with the New York Giants, 49ers FB Joe Perry and HBs Buddy Young and Tom Landry of the New York Yankees. All but Young are in the Pro Football Hall of Fame.

Less than a week off of winning the AAFC title, 12,000 fans in attendance watched the Browns fall to the league's All-Stars, 12-7, in cold and rainy conditions. The contest marked the first game in the city's history that featured integrated players and fans as the Browns had the first two African-American players of the modern era in Hall of Famer FB Marion Motley and OL Bill Willis and later added P Horace Gillom.

In the following year, the Browns, the 49ers and the Baltimore Colts joined the NFL after the AAFC disbanded, making the exhibition the final game in the league's short history. In their first year in the NFL, the Browns went on to win their fifth consecutive championship.



PUNTING

	YEAR	PLAYER	NO	YARDS	AVG	TB	IN-20	LG	BLOCK
STAFF	1950	HORACE GILLOM	66	2,849	43.2	5	0	75	1
	1951	HORACE GILLOM	73	3,321	45.5	8	0	66	0
	1952	HORACE GILLOM	61	2,787	45.7	6	0	73	1
	1953	HORACE GILLOM	63	2,760	43.8	4	0	67	0
	1954	HORACE GILLOM	52	2,230	42.9	4	0	80	0
	1955	HORACE GILLOM	58	2,389	41.2	6	0	56	3
	1956	FRED MORRISON	38	1,561	41.1	7	0	70	0
	1957	KEN KONZ	61	2,396	39.3	3	0	63	1
	1958	DICK DESCHAIINE	50	2,063	41.3	1	0	63	0
	1959	JUNIOR WREN	27	996	36.9	1	0	55	0
PLAYERS	1960	SAM BAKER	55	2,309	42.0	2	0	64	0
	1961	SAM BAKER	53	2,296	43.3	5	0	62	0
	1962	GARY COLLINS*	45	1,926	42.8	4	0	64	0
	1963	GARY COLLINS	54	2,160	40.0	4	0	73	0
	1964	GARY COLLINS	48	2,016	42.0	5	0	58	0
	1965	GARY COLLINS	65	3,035	46.7	10	0	71	0
	1966	GARY COLLINS	57	2,223	39.0	6	0	60	0
	1967	GARY COLLINS	57	2,078	36.5	2	0	52	2
	1968	DON COCKROFT	61	2,297	37.7	1	0	59	0
	1969	DON COCKROFT	57	2,138	37.5	6	0	55	1
2017 SEASON	1970	DON COCKROFT	71	3,023	42.6	7	0	71	1
	1971	DON COCKROFT	62	2,508	40.5	2	0	59	2
	1972	DON COCKROFT	81	3,498	43.2	4	0	65	0
	1973	DON COCKROFT	82	3,321	40.5	3	0	71	1
	1974	DON COCKROFT	90	3,643	40.5	11	0	64	0
	1975	DON COCKROFT	82	3,317	40.5	7	0	67	1
	1976	DON COCKROFT	64	2,487	38.9	4	8	51	3
	1977	GREG COLEMAN	61	2,389	39.2	2	21	58	0
	1978	JOHNNY EVANS*	79	3,089	39.1	8	16	65	0
	1979	JOHNNY EVANS	69	2,844	41.2	9	7	59	2
HISTORY	1980	JOHNNY EVANS	66	2,530	38.3	7	12	56	0
	1981	STEVE COX*	68	2,884	42.4	12	11	66	2
	1982	STEVE COX	48	1,887	39.3	6	11	52	1
	1983	JEFF GOSSETT	70	2,854	40.8	8	17	60	0
	1984	STEVE COX	74	3,213	43.4	8	16	69	2
	1985	JEFF GOSSETT	81	3,261	40.3	8	18	64	0
	1986	JEFF GOSSETT	83	3,423	41.2	10	21	61	0
	1987	JEFF GOSSETT	19	779	41.0	4	3	55	0
	1988	MAX RUNAGER	48	1,935	40.3	2	13	52	0
	1989	BRYAN WAGNER	97	3,817	39.4	6	32	60	0
RECORDS	1990	BRYAN WAGNER	74	2,879	38.9	2	13	65	4
	1991	BRIAN HANSEN	80	3,397	42.5	6	20	65	0
	1992	BRIAN HANSEN	74	3,083	41.7	7	28	73	1
	1993	BRIAN HANSEN	82	3,632	44.3	10	15	72	2
	1994	TOM TUPA	80	3,211	40.1	8	27	65	0
	1995	TOM TUPA	65	2,831	43.6	9	18	64	0
	1999	CHRIS GARDOCKI	106	4,645	43.8	11	20	61	0
	2000	CHRIS GARDOCKI	108	4,919	45.5	5	25	67	0
	2001	CHRIS GARDOCKI	99	4,249	42.9	9	25	69	0
	2002	CHRIS GARDOCKI	81	3,388	41.8	6	27	59	0
GAME DAY	2003	CHRIS GARDOCKI	72	3,019	41.9	10	18	60	0
	2004	DERRICK FROST*	85	3,404	40.0	4	24	54	0
	2005	KYLE RICHARDSON	78	3,181	40.8	9	22	61	0
	2006	DAVE ZASTUDIL	81	3,563	44.0	7	28	61	0
	2007	DAVE ZASTUDIL	49	2,046	41.8	4	14	64	0
	2008	DAVE ZASTUDIL	75	3,410	45.5	11	23	65	0
	2009	DAVE ZASTUDIL	49	2,188	44.7	5	25	60	0
	2010	REGGIE HODGES	78	3,424	43.9	5	29	59	0
	2011	BRAD MAYNARD	81	3,282	40.5	1	32	63	0
	2012	REGGIE HODGES	90	3,766	41.8	4	29	58	0
2013	SPENCER LANNING	84	3,679	43.8	5	28	59	1	
2014	SPENCER LANNING	93	4,119	44.3	9	25	59	0	
2015	ANDY LEE	70	3,270	46.7	4	25	67	0	
2016	BRITTON COLQUITT	83	3,761	45.3	2	22	65	0	

*Denotes Rookie



PUNT RETURN YARDAGE

YEAR	PLAYER	NO	FC	YARDS	AVG	LG	TD
1950	DON PHELPS*	13	0	174	13.4	54t	1
1951	KEN CARPENTER	14	0	173	12.4	49	0
1952	RAY RENFRO*	22	0	169	7.7	34	0
1953	BILLY REYNOLDS*	18	0	111	6.2	28	0
1954	BILLY REYNOLDS	25	0	138	5.5	39	0
1955	DON PAUL	19	0	148	7.8	60t	1
1956	KEN KONZ	13	0	187	14.4	65t	1
1957	BILLY REYNOLDS	24	0	114	4.8	23	0
1958	BOBBY MITCHELL*	14	0	165	11.8	68t	1
1959	BOBBY MITCHELL	17	0	177	10.4	78t	1
1960	JIM SHOFNER	11	0	105	9.5	36	0
1961	BOBBY MITCHELL	14	2	164	11.7	64t	1
1962	HOWARD CASSADY	7	0	47	6.7	13	0
1963	JIM SHORTER	7	2	134	19.1	52	0
1964	LEROY KELLY*	9	7	171	19.0	68t	1
1965	LEROY KELLY	17	6	265	15.6	67t	2
1966	LEROY KELLY	13	6	104	8.0	52	0
1967	BEN DAVIS*	18	7	229	12.7	52t	1
1968	CHARLES LEIGH*	14	2	76	5.4	29	0
1969	WALT SUMNER*	9	11	72	8.0	21	0
1970	REECE MORRISON	15	2	133	8.9	34	0
1971	LEROY KELLY	30	4	292	9.7	74	0
1972	BOBBY MAJORS*	16	6	96	6.0	41	0
1973	GREG PRUITT*	16	3	180	11.3	46	0
1974	GREG PRUITT	27	0	349	12.9	72	0
1975	GREG PRUITT	13	1	130	10.0	30	0
1976	STEVE HOLDEN	31	2	205	6.6	38	0
1977	ROLAND WOOLSEY	32	3	290	9.1	44	0
1978	KEITH WRIGHT*	37	16	288	7.8	42	0
1979	DINO HALL*	29	5	295	10.2	47	0
1980	KEITH WRIGHT	29	4	129	4.4	15	0
1981	DINO HALL	33	6	248	7.5	40	0
1982	DWIGHT WALKER*	19	6	101	5.3	14	0
1983	DINO HALL	39	12	284	7.3	19	0
1984	BRIAN BRENNAN*	25	10	199	8.0	19	0
1985	CLARENCE WEATHERS	28	4	218	7.8	16	0
1986	GERALD MCNEIL*	40	10	348	8.7	84t	1
1987	GERALD MCNEIL	34	9	386	11.4	40	0
1988	GERALD MCNEIL	38	6	315	8.3	32	0
1989	GERALD MCNEIL	49	15	496	10.1	49	0
1990	STEFON ADAMS	13	4	81	6.2	25	0
1991	WEBSTER SLAUGHTER	17	3	112	6.6	17	0
1992	ERIC METCALF	44	10	429	9.8	75t	1
1993	ERIC METCALF	36	11	464	12.9	91t	2
1994	ERIC METCALF	35	5	348	9.9	92t	2
1995	DERRICK ALEXANDER	9	0	122	13.6	69t	1
1999	KEVIN JOHNSON*	19	10	128	6.7	15	0
2000	DENNIS NORTHCUTT*	27	12	289	10.7	30	0
2001	KEVIN JOHNSON	14	6	117	8.4	24	0
2002	DENNIS NORTHCUTT	25	10	367	14.7	87t	2
2003	DENNIS NORTHCUTT	36	10	295	8.2	38	0
2004	DENNIS NORTHCUTT	36	12	432	12.0	44	0
2005	DENNIS NORTHCUTT	35	13	368	10.5	62t	1
2006	DENNIS NORTHCUTT	28	13	312	11.1	81	0
2007	JOSHUA CRIBBS	30	10	405	13.5	76t	1
2008	JOSHUA CRIBBS	28	7	228	8.1	32	0
2009	JOSHUA CRIBBS	38	3	452	11.9	67t	1
2010	JOSHUA CRIBBS	20	6	168	8.4	17	0
2011	JOSHUA CRIBBS	34	8	388	11.4	84t	1
2012	JOSHUA CRIBBS	38	8	457	12.0	60	1
2013	TRAVIS BENJAMIN	22	7	257	11.7	79t	1
2014	TRAVIS BENJAMIN	15	8	127	8.5	37	0
2015	TRAVIS BENJAMIN	28	10	324	11.6	78t	1
2016	DUKE JOHNSON JR.	17	1	112	6.6	18	0

*Denotes Rookie



KICKOFF RETURN YARDAGE

STAFF

PLAYERS

2017 SEASON

HISTORY

RECORDS

GAME DAY

YEAR	PLAYER	NO	YARDS	AVG	LG	TD
1950	DON PHELPS*	12	325	27.1	61	0
1951	KEN CARPENTER	9	196	21.8	48	0
1952	KEN CARPENTER	11	234	21.3	40	0
1953	KEN CARPENTER	16	367	22.9	40	0
1954	BILLY REYNOLDS	14	413	29.5	51	0
1955	ROBERT SMITH*	13	320	24.6	47	0
1956	PRESTON CARPENTER*	15	381	25.4	42	0
1957	MILTON CAMPBELL*	11	263	23.9	36	0
1958	BOBBY MITCHELL*	18	454	25.2	98t	1
1959	BOBBY MITCHELL	11	236	21.5	31	0
1960	BOBBY MITCHELL	17	432	25.4	90t	1
1961	BOBBY MITCHELL	16	428	26.8	91t	1
1962	TOM WILSON	11	307	27.9	46	0
1963	CHARLIE SCALES	16	432	27.0	50	0
1964	WALTER ROBERTS*	24	661	27.5	60	0
1965	LEROY KELLY	24	621	25.9	51	0
1966	WALTER ROBERTS	20	454	22.7	57	0
1967	BEN DAVIS*	27	708	26.2	63	0
1968	CHARLES LEIGH*	14	322	23.0	41	0
1969	BO SCOTT	25	722	28.9	65	0
1970	HOMER JONES	29	739	25.5	94t	1
1971	KEN BROWN	15	330	22.0	35	0
1972	KEN BROWN	20	473	23.6	47	0
1973	GREG PRUITT*	16	453	28.3	54	0
1974	GREG PRUITT	22	606	27.5	88t	1
1975	BILLY LEFEAR	13	412	31.7	92	0
1976	STEVE HOLDEN	19	461	24.3	44	0
1977	BRIAN DUNCAN	15	298	19.9	36	0
1978	KEITH WRIGHT*	30	789	26.3	86	0
1979	DINO HALL*	50	1,014	20.3	33	0
1980	DINO HALL	32	691	21.6	40	0
1981	DINO HALL	36	813	22.6	48	0
1982	DINO HALL	22	430	19.5	32	0
1983	DWIGHT WALKER	29	627	21.6	38	0
1984	EARNEST BYNER*	22	415	18.9	28	0
1985	GLEN YOUNG	35	898	25.7	63	0
1986	GERALD MCNEIL*	47	997	21.2	100t	1
1987	GLEN YOUNG	18	412	22.9	44	0
1988	GLEN YOUNG	29	635	21.9	34	0
1989	ERIC METCALF*	31	718	23.2	49	0
1990	ERIC METCALF	52	1,052	20.2	101t	2
1991	ERIC METCALF	23	351	15.3	24	0
1992	RANDY BALDWIN	30	675	22.5	47	0
1993	RANDY BALDWIN	24	444	18.5	31	0
1994	RANDY BALDWIN	28	753	26.9	85t	1
1995	EARNEST HUNTER*	23	508	22.1	37	0
1999	RONNIE POWELL*	44	986	22.4	43	0
2000	JAMEL WHITE*	43	935	21.7	40	0
2001	BEN GAY*	23	513	22.3	42	0
2002	ANDRE DAVIS*	50	1,068	21.4	95t	1
2003	ANDRE DAVIS	38	803	21.1	69	0
2004	RICHARD ALSTON*	46	1,016	22.1	93t	1
2005	JOSHUA CRIBBS*	45	1,094	24.3	90t	1
2006	JOSHUA CRIBBS	61	1,494	24.5	92t	1
2007	JOSHUA CRIBBS	59	1,809	30.7	100t	2
2008	JOSHUA CRIBBS	44	1,110	25.2	92t	1
2009	JOSHUA CRIBBS	56	1,542	27.5	103t	3
2010	JOSHUA CRIBBS	40	814	20.4	37	0
2011	JOSHUA CRIBBS	39	974	25.0	63	0
2012	JOSHUA CRIBBS	43	1,178	27.4	74	0
2013	FOZZY WHITTAKER	23	482	21.0	56	0
2014	MARLON MOORE	13	322	24.8	32	0
2015	JUSTIN GILBERT	12	339	28.3	40	0
2016	MARIO ALFORD	8	190	23.8	36	0

*Denotes Rookie



ALL-TIME 100-YARD RUSHING GAMES

DATE	OPPONENT	PLAYER	ATT, YARDS
9/24/1950	at Baltimore Colts	Ken Carpenter*	3 Att., 100 Yards
10/29/1950	vs. Pittsburgh Steelers	Marion Motley	11 Att., 188 Yards
11/12/1950	vs. San Francisco 49ers	Marion Motley	21 Att., 114 Yards
11/19/1950	vs. Washington Redskins	Marion Motley	27 Att., 178 Yards
10/7/1951	at Los Angeles Rams	Marion Motley	13 Att., 106 Yards
10/7/1951	at Los Angeles Rams	Dub Jones	15 Att., 110 Yards
10/21/1951	vs. Pittsburgh Steelers	Emerson Cole	17 Att., 126 Yards
11/4/1951	at Chicago Cardinals	Ken Carpenter	18 Att., 118 Yards
11/25/1951	vs. Chicago Bears	Dub Jones	9 Att., 116 Yards
9/28/1952	vs. Los Angeles Rams	Ken Carpenter	16 Att., 145 Yards
11/30/1952	at Washington Redskins	Harry Jagade	16 Att., 147 Yards
12/28/1952	vs. Detroit Lions (playoffs)	Harry Jagade	15 Att., 104 Yards
10/18/1953	at Washington Redskins	Ray Renfro	7 Att., 101 Yards
12/27/1953	at Detroit Lions (playoffs)	Harry Jagade	15 Att., 102 Yards
9/25/1955	vs. Washington Redskins	Fred Morrison	15 Att., 117 Yards
10/30/1955	at Chicago Cardinals	Ed Modzelewski	28 Att., 121 Yards
11/20/1955	vs. Pittsburgh Steelers	Fred Morrison	17 Att., 140 Yards
12/4/1955	at Pittsburgh Steelers	Fred Morrison	13 Att., 104 Yards
11/18/1956	at Philadelphia Eagles	Preston Carpenter*	24 Att., 133 Yards
12/2/1956	vs. Philadelphia Eagles	Preston Carpenter*	23 Att., 116 Yards
12/9/1956	at New York Giants	Fred Morrison	19 Att., 112 Yards
11/3/1957	vs. Washington Redskins	Jim Brown*	21 Att., 109 Yards
11/24/1957	vs. Los Angeles Rams	Jim Brown*	31 Att., 237 Yards
12/15/1957	at New York Giants	Lew Carpenter	22 Att., 117 Yards
9/28/1958	at Los Angeles Rams	Jim Brown	24 Att., 171 Yards
10/5/1958	at Pittsburgh Steelers	Jim Brown	17 Att., 129 Yards
10/12/1958	vs. Chicago Cardinals	Jim Brown	34 Att., 182 Yards
10/12/1958	vs. Chicago Cardinals	Bobby Mitchell*	11 Att., 147 Yards
10/19/1958	vs. Pittsburgh Steelers	Jim Brown	19 Att., 153 Yards
10/19/1958	vs. Pittsburgh Steelers	Bobby Mitchell*	13 Att., 108 Yards
10/26/1958	at Chicago Cardinals	Jim Brown	24 Att., 180 Yards
11/2/1958	vs. New York Giants	Jim Brown	13 Att., 113 Yards
11/16/1958	at Washington Redskins	Jim Brown	27 Att., 152 Yards
12/1/1958	at Philadelphia Eagles	Lew Carpenter	21 Att., 100 Yards
12/1/1958	at Philadelphia Eagles	Jim Brown	21 Att., 138 Yards
12/14/1958	at New York Giants	Jim Brown	26 Att., 148 Yards
10/4/1959	at Chicago Cardinals	Jim Brown	37 Att., 147 Yards
10/18/1959	vs. Chicago Cardinals	Jim Brown	27 Att., 123 Yards
10/25/1959	vs. Washington Redskins	Jim Brown	17 Att., 122 Yards
11/1/1959	at Baltimore Colts	Jim Brown	32 Att., 178 Yards
11/8/1959	vs. Philadelphia Eagles	Jim Brown	29 Att., 125 Yards
11/15/1959	at Washington Redskins	Bobby Mitchell	14 Att., 232 Yards
11/22/1959	vs. Pittsburgh Steelers	Jim Brown	15 Att., 111 Yards
11/29/1959	vs. San Francisco 49ers	Jim Brown	28 Att., 114 Yards
12/13/1959	at Philadelphia Eagles	Jim Brown	33 Att., 152 Yards
12/13/1959	at Philadelphia Eagles	Bobby Mitchell	24 Att., 127 Yards
9/25/1960	at Philadelphia Eagles	Bobby Mitchell	14 Att., 156 Yards
9/25/1960	at Philadelphia Eagles	Jim Brown	24 Att., 153 Yards
10/23/1960	vs. Philadelphia Eagles	Jim Brown	22 Att., 167 Yards
11/13/1960	vs. St. Louis Cardinals	Jim Brown	28 Att., 173 Yards
11/27/1960	at St. Louis Cardinals	Jim Brown	24 Att., 132 Yards
12/4/1960	vs. Washington Redskins	Jim Brown	15 Att., 135 Yards
12/11/1960	vs. Chicago Bears	Jim Brown	22 Att., 100 Yards
12/15/1960	at New York Giants	Jim Brown	14 Att., 110 Yards
10/22/1961	at Pittsburgh Steelers	Bobby Mitchell	14 Att., 119 Yards
10/22/1961	at Pittsburgh Steelers	Jim Brown	29 Att., 114 Yards
10/29/1961	at St. Louis Cardinals	Jim Brown	28 Att., 109 Yards
10/29/1961	at St. Louis Cardinals	Bobby Mitchell	19 Att., 104 Yards
11/5/1961	vs. Pittsburgh Steelers	Jim Brown	18 Att., 110 Yards
11/12/1961	at Washington Redskins	Jim Brown	20 Att., 133 Yards
11/19/1961	vs. Philadelphia Eagles	Jim Brown	34 Att., 237 Yards
12/3/1961	at Dallas Cowboys	Bobby Mitchell	12 Att., 140 Yards
12/17/1961	at New York Giants	Jim Brown	24 Att., 102 Yards
9/16/1962	vs. New York Giants	Jim Brown	17 Att., 134 Yards
11/25/1962	vs. Pittsburgh Steelers	Jim Brown	19 Att., 110 Yards
12/15/1962	at San Francisco 49ers	Jim Brown	22 Att., 135 Yards
9/15/1963	vs. Washington Redskins	Jim Brown	15 Att., 162 Yards
9/22/1963	at Dallas Cowboys	Jim Brown	20 Att., 232 Yards
10/5/1963	vs. Pittsburgh Steelers	Jim Brown	21 Att., 175 Yards
10/13/1963	at New York Giants	Jim Brown	23 Att., 123 Yards
10/20/1963	vs. Philadelphia Eagles	Jim Brown	25 Att., 144 Yards
11/3/1963	at Philadelphia Eagles	Jim Brown	28 Att., 223 Yards
11/17/1963	vs. St. Louis Cardinals	Jim Brown	22 Att., 154 Yards
12/1/1963	at St. Louis Cardinals	Jim Brown	29 Att., 179 Yards
12/15/1963	at Washington Redskins	Jim Brown	28 Att., 125 Yards
9/27/1964	at Philadelphia Eagles	Jim Brown	25 Att., 104 Yards
10/18/1964	at Dallas Cowboys	Jim Brown	26 Att., 188 Yards
11/1/1964	at Pittsburgh Steelers	Jim Brown	23 Att., 149 Yards

STAFF

PLAYERS

2017 SEASON

HISTORY

RECORDS

GAME DAY



STAFF

PLAYERS

2017 SEASON

HISTORY

RECORDS

GAME DAY

DATE	OPPONENT	PLAYER	ATT, YARDS
11/8/1964	vs. Washington Redskins	Jim Brown	18 Att., 121 Yards
11/15/1964	vs. Detroit Lions	Jim Brown	24 Att., 147 Yards
11/29/1964	vs. Philadelphia Eagles	Jim Brown	22 Att., 133 Yards
12/27/1964	vs. Baltimore Colts (playoffs)	Jim Brown	27 Att., 114 Yards
9/26/1965	vs. St. Louis Cardinals	Jim Brown	17 Att., 110 Yards
10/3/1965	at Philadelphia Eagles	Jim Brown	27 Att., 133 Yards
10/9/1965	vs. Pittsburgh Steelers	Jim Brown	29 Att., 168 Yards
11/7/1965	vs. Philadelphia Eagles	Jim Brown	20 Att., 131 Yards
11/14/1965	vs. New York Giants	Jim Brown	20 Att., 156 Yards
11/28/1965	at Pittsburgh Steelers	Jim Brown	20 Att., 146 Yards
12/5/1965	vs. Washington Redskins	Jim Brown	27 Att., 141 Yards
9/25/1966	vs. St. Louis Cardinals	Leroy Kelly	19 Att., 109 Yards
10/2/1966	at New York Giants	Leroy Kelly	20 Att., 138 Yards
10/8/1966	vs. Pittsburgh Steelers	Ernie Green	16 Att., 103 Yards
10/8/1966	vs. Pittsburgh Steelers	Leroy Kelly	19 Att., 113 Yards
11/20/1966	vs. Washington Redskins	Leroy Kelly	14 Att., 100 Yards
11/24/1966	at Dallas Cowboys	Leroy Kelly	15 Att., 115 Yards
12/4/1966	vs. New York Giants	Leroy Kelly	13 Att., 126 Yards
9/24/1967	at Detroit Lions	Leroy Kelly	16 Att., 141 Yards
10/1/1967	at New Orleans Saints	Leroy Kelly	20 Att., 110 Yards
10/7/1967	vs. Pittsburgh Steelers	Ernie Green	11 Att., 108 Yards
10/22/1967	vs. Chicago Bears	Leroy Kelly	18 Att., 111 Yards
11/19/1967	vs. Minnesota Vikings	Leroy Kelly	26 Att., 123 Yards
11/26/1967	vs. Washington Redskins	Leroy Kelly	20 Att., 163 Yards
9/15/1968	at New Orleans Saints	Leroy Kelly	20 Att., 107 Yards
10/5/1968	vs. Pittsburgh Steelers	Leroy Kelly	25 Att., 128 Yards
10/20/1968	at Baltimore Colts	Leroy Kelly	30 Att., 130 Yards
10/27/1968	vs. Atlanta Falcons	Leroy Kelly	19 Att., 112 Yards
11/3/1968	at San Francisco 49ers	Leroy Kelly	27 Att., 174 Yards
11/10/1968	vs. New Orleans Saints	Leroy Kelly	17 Att., 127 Yards
11/24/1968	vs. Philadelphia Eagles	Leroy Kelly	20 Att., 108 Yards
9/21/1969	at Philadelphia Eagles	Ron Johnson*	17 Att., 118 Yards
9/28/1969	vs. Washington Redskins	Reece Morrison	23 Att., 130 Yards
11/23/1969	vs. New York Giants	Leroy Kelly	18 Att., 124 Yards
12/7/1969	vs. Green Bay Packers	Leroy Kelly	22 Att., 151 Yards
10/18/1970	vs. Detroit Lions	Leroy Kelly	24 Att., 106 Yards
11/8/1970	at Oakland Raiders	Bo Scott	14 Att., 101 Yards
12/7/1970	at Houston Oilers	Leroy Kelly	20 Att., 108 Yards
11/7/1971	at Pittsburgh Steelers	Leroy Kelly	22 Att., 102 Yards
11/21/1971	vs. New England Patriots	Leroy Kelly	23 Att., 113 Yards
11/28/1971	at Houston Oilers	Leroy Kelly	23 Att., 107 Yards
12/5/1971	vs. Cincinnati Bengals	Leroy Kelly	23 Att., 127 Yards
11/19/1972	vs. Pittsburgh Steelers	Leroy Kelly	21 Att., 107 Yards
12/2/1973	at Kansas City Chiefs	Greg Pruitt*	15 Att., 110 Yards
12/15/1974	at Houston Oilers	Greg Pruitt	15 Att., 102 Yards
11/16/1975	at Oakland Raiders	Greg Pruitt	12 Att., 103 Yards
11/23/1975	vs. Cincinnati Bengals	Greg Pruitt	17 Att., 121 Yards
12/14/1975	vs. Kansas City Chiefs	Greg Pruitt	26 Att., 214 Yards
9/12/1976	vs. New York Jets	Greg Pruitt	17 Att., 124 Yards
10/17/1976	at Atlanta Falcons	Greg Pruitt	26 Att., 191 Yards
10/31/1976	at Cincinnati Bengals	Greg Pruitt	18 Att., 124 Yards
9/26/1977	vs. New England Patriots	Greg Pruitt	26 Att., 151 Yards
10/23/1977	at Buffalo Bills	Cleo Miller	21 Att., 117 Yards
10/30/1977	vs. Kansas City Chiefs	Greg Pruitt	18 Att., 153 Yards
11/13/1977	at Pittsburgh Steelers	Greg Pruitt	19 Att., 108 Yards
12/18/1977	at Seattle Seahawks	Greg Pruitt	22 Att., 127 Yards
9/3/1978	vs. San Francisco 49ers	Greg Pruitt	22 Att., 106 Yards
9/10/1978	vs. Cincinnati Bengals	Greg Pruitt	22 Att., 120 Yards
10/29/1978	vs. Buffalo Bills	Mike Pruitt	21 Att., 173 Yards
12/3/1978	at Seattle Seahawks	Greg Pruitt	12 Att., 113 Yards
12/10/1978	vs. New York Jets	Greg Pruitt	21 Att., 138 Yards
12/17/1978	at Cincinnati Bengals	Greg Pruitt	22 Att., 182 Yards
10/21/1979	vs. Cincinnati Bengals	Mike Pruitt	19 Att., 135 Yards
11/4/1979	at Philadelphia Eagles	Mike Pruitt	17 Att., 104 Yards
11/11/1979	vs. Seattle Seahawks	Mike Pruitt	15 Att., 141 Yards
12/2/1979	vs. Houston Oilers	Mike Pruitt	25 Att., 111 Yards
12/9/1979	at Oakland Raiders	Mike Pruitt	20 Att., 149 Yards
10/12/1980	at Seattle Seahawks	Mike Pruitt	24 Att., 116 Yards
11/3/1980	vs. Chicago Bears	Mike Pruitt	27 Att., 129 Yards
11/9/1980	at Baltimore Colts	Mike Pruitt	18 Att., 103 Yards
12/3/1981	at Houston Oilers	Mike Pruitt	32 Att., 155 Yards
9/12/1982	at Seattle Seahawks	Mike Pruitt	30 Att., 136 Yards
9/11/1983	at Detroit Lions	Mike Pruitt	24 Att., 137 Yards
10/2/1983	vs. Seattle Seahawks	Mike Pruitt	24 Att., 107 Yards
10/16/1983	at Pittsburgh Steelers	Boyce Green*	28 Att., 137 Yards
11/20/1983	at New England Patriots	Mike Pruitt	24 Att., 136 Yards
11/27/1983	vs. Baltimore Colts	Mike Pruitt	24 Att., 110 Yards
12/11/1983	at Houston Oilers	Mike Pruitt	30 Att., 153 Yards
11/4/1984	at Buffalo Bills	Boyce Green	29 Att., 156 Yards
11/18/1984	at Atlanta Falcons	Boyce Green	30 Att., 121 Yards



DATE	OPPONENT	PLAYER	ATT, YARDS
12/9/1984	at Pittsburgh Steelers	Earnest Byner*	15 Att., 103 Yards
12/16/1984	at Houston Oilers	Earnest Byner*	21 Att., 188 Yards
9/29/1985	at San Diego Chargers	Kevin Mack	16 Att., 130 Yards
10/6/1985	vs. New England Patriots	Kevin Mack	20 Att., 115 Yards
11/17/1985	vs. Buffalo Bills	Earnest Byner	15 Att., 109 Yards
11/24/1985	vs. Cincinnati Bengals	Kevin Mack	14 Att., 117 Yards
12/22/1985	at New York Jets	Earnest Byner	15 Att., 101 Yards
1/4/1986	at Miami Dolphins (playoffs)	Earnest Byner	16 Att., 161 Yards
10/26/1986	at Minnesota Vikings	Curtis Dickey	19 Att., 106 Yards
11/23/1986	vs. Pittsburgh Steelers	Kevin Mack	24 Att., 106 Yards
11/30/1986	vs. Houston Oilers	Kevin Mack	28 Att., 121 Yards
10/4/1987	at New England Patriots	Larry Mason*	32 Att., 133 Yards
11/22/1987	at Houston Oilers	Kevin Mack	26 Att., 114 Yards
12/13/1987	vs. Cincinnati Bengals	Kevin Mack	27 Att., 133 Yards
1/9/1988	vs. Indianapolis Colts (playoffs)	Earnest Byner	23 Att., 122 Yards
10/16/1988	vs. Philadelphia Eagles	Kevin Mack	16 Att., 100 Yards
11/27/1988	at Washington Redskins	Kevin Mack	22 Att., 116 Yards
9/19/1993	at Los Angeles Raiders	Tommy Vardell	14 Att., 104 Yards
11/6/1994	vs. New England Patriots	Leroy Hoard	21 Att., 123 Yards
11/27/1994	vs. Houston Oilers	Leroy Hoard	23 Att., 103 Yards
12/17/1995	vs. Cincinnati Bengals	Earnest Byner	31 Att., 121 Yards
9/23/2001	vs. Detroit Lions	James Jackson*	31 Att., 124 Yards
12/23/2001	at Green Bay Packers	Jamel White	21 Att., 131 Yards
9/29/2002	at Pittsburgh Steelers	Jamel White	16 Att., 105 Yards
11/24/2002	at New Orleans Saints	William Green*	28 Att., 114 Yards
12/8/2002	at Jacksonville Jaguars	William Green*	26 Att., 119 Yards
12/29/2002	vs. Atlanta Falcons	William Green*	27 Att., 178 Yards
10/5/2003	at Pittsburgh Steelers	William Green	33 Att., 115 Yards
10/12/2003	vs. Oakland Raiders	William Green	26 Att., 145 Yards
12/8/2003	vs. St. Louis Rams	Jamel White	16 Att., 101 Yards
12/28/2003	at Cincinnati Bengals	Lee Suggs*	26 Att., 186 Yards
10/17/2004	vs. Cincinnati Bengals	William Green	25 Att., 115 Yards
12/19/2004	vs. San Diego Chargers	Lee Suggs	21 Att., 105 Yards
12/26/2004	at Miami Dolphins	Lee Suggs	38 Att., 143 Yards
1/2/2005	at Houston Texans	Lee Suggs	26 Att., 131 Yards
10/23/2005	vs. Detroit Lions	Reuben Droughns	19 Att., 100 Yards
11/6/2005	vs. Tennessee Titans	Reuben Droughns	20 Att., 116 Yards
11/20/2005	vs. Miami Dolphins	Reuben Droughns	30 Att., 166 Yards
10/1/2006	at Oakland Raiders	Reuben Droughns	25 Att., 100 Yards
10/29/2006	vs. New York Jets	Reuben Droughns	33 Att., 125 Yards
9/16/2007	vs. Cincinnati Bengals	Jamal Lewis	27 Att., 216 Yards
11/25/2007	vs. Houston Texans	Jamal Lewis	29 Att., 134 Yards
12/9/2007	at New York Jets	Jamal Lewis	21 Att., 118 Yards
12/16/2007	vs. Buffalo Bills	Jamal Lewis	33 Att., 163 Yards
12/30/2007	vs. San Francisco 49ers	Jamal Lewis	26 Att., 128 Yards
10/4/2009	vs. Cincinnati Bengals	Jerome Harrison	29 Att., 121 Yards
10/11/2009	at Buffalo Bills	Jamal Lewis	31 Att., 117 Yards
12/20/2009	at Kansas City Chiefs	Jerome Harrison	34 Att., 286 Yards
12/27/2009	vs. Oakland Raiders	Jerome Harrison	39 Att., 148 Yards
1/3/2010	vs. Jacksonville Jaguars	Jerome Harrison	33 Att., 127 Yards
9/26/2010	at Baltimore Ravens	Peyton Hillis	22 Att., 144 Yards
10/3/2010	vs. Cincinnati Bengals	Peyton Hillis	27 Att., 102 Yards
11/7/2010	vs. New England Patriots	Peyton Hillis	29 Att., 184 Yards
11/28/2010	vs. Carolina Panthers	Peyton Hillis	26 Att., 131 Yards
12/12/2010	at Buffalo Bills	Peyton Hillis	21 Att., 108 Yards
11/20/2011	vs. Jacksonville Jaguars	Chris Ogbonnaya	21 Att., 115 Yards
12/24/2011	at Baltimore Ravens	Peyton Hillis	24 Att., 112 Yards
9/16/2012	at Cincinnati Bengals	Trent Richardson*	19 Att., 109 Yards
10/28/2012	vs. San Diego Chargers	Trent Richardson*	24 Att., 122 Yards
11/4/2012	vs. Baltimore Ravens	Trent Richardson*	25 Att., 105 Yards
9/7/2014	at Pittsburgh Steelers	Terrance West*	16 Att., 100 Yards
10/5/2014	at Tennessee Titans	Ben Tate	22 Att., 124 Yards
12/13/2015	vs. San Francisco 49ers	Isaiah Crowell	20 Att., 145 yards
12/27/2015	at Kansas City Chiefs	Johnny Manziel	11 Att., 108 yards
9/18/2016	vs. Baltimore Ravens	Isaiah Crowell	18 Att., 133 Yards
10/2/2016	at Washington Redskins	Isaiah Crowell	16 Att., 120 Yards
10/23/2016	at Cincinnati Bengals	Kevin Hogan*	7 Att., 104 Yards
12/11/2016	vs. Cincinnati Bengals	Isaiah Crowell	10 Att., 113 Yards
11/2017	at Pittsburgh Steelers	Isaiah Crowell	19 Att., 152 Yards

*Denotes Rookie



ALL-TIME 300-YARD PASSING GAMES

DATE	OPPONENT	PLAYER	ATT. COMP. YARDS
9/16/1950	at Philadelphia Eagles	Otto Graham	38 Att., 21 Comp., 346 Yards
10/15/1950	vs. Chicago Cardinals	Otto Graham	35 Att., 22 Comp., 369 Yards
12/10/1950	at Washington Redskins	Otto Graham	32 Att., 23 Comp., 321 Yards
10/4/1952	at Pittsburgh Steelers	Otto Graham	49 Att., 21 Comp., 401 Yards
10/4/1953	at Chicago Cardinals	Otto Graham	22 Att., 15 Comp., 310 Yards
10/10/1953	vs. Philadelphia Eagles	Otto Graham	30 Att., 20 Comp., 328 Yards
11/27/1955	at New York Giants	Otto Graham	31 Att., 17 Comp., 319 Yards
11/17/1957	at Washington Redskins	Tom O'Connell	24 Att., 16 Comp., 349 Yards
10/2/1960	vs. Pittsburgh Steelers	Milt Plum	14 Att., 10 Comp., 308 Yards
11/20/1960	at Pittsburgh Steelers	Milt Plum	37 Att., 23 Comp., 328 Yards
9/17/1961	at Philadelphia Eagles	Milt Plum	30 Att., 18 Comp., 329 Yards
10/21/1962	at St. Louis Cardinals	Jim Ninowski	29 Att., 19 Comp., 339 Yards
9/15/1963	vs. Washington Redskins	Frank Ryan	31 Att., 21 Comp., 334 Yards
12/4/1966	vs. New York Giants	Frank Ryan	27 Att., 16 Comp., 326 Yards
12/17/1966	at St. Louis Cardinals	Frank Ryan	30 Att., 17 Comp., 367 Yards
10/13/1968	vs. St. Louis Cardinals	Bill Nielsen	39 Att., 17 Comp., 312 Yards
9/27/1970	at San Francisco 49ers	Bill Nielsen	25 Att., 14 Comp., 308 Yards
11/19/1978	at Baltimore Colts	Brian Sipe	22 Att., 15 Comp., 309 Yards
9/2/1979	at New York Jets	Brian Sipe	36 Att., 21 Comp., 302 Yards
10/7/1979	vs. Pittsburgh Steelers	Brian Sipe	41 Att., 22 Comp., 351 Yards
11/18/1979	vs. Miami Dolphins	Brian Sipe	42 Att., 23 Comp., 358 Yards
11/25/1979	at Pittsburgh Steelers	Brian Sipe	38 Att., 23 Comp., 333 Yards
9/28/1980	at Tampa Bay Buccaneers	Brian Sipe	32 Att., 22 Comp., 318 Yards
10/19/1980	vs. Green Bay Packers	Brian Sipe	39 Att., 24 Comp., 391 Yards
10/26/1980	vs. Pittsburgh Steelers	Brian Sipe	46 Att., 28 Comp., 349 Yards
11/23/1980	vs. Cincinnati Bengals	Brian Sipe	36 Att., 27 Comp., 310 Yards
12/7/1980	vs. New York Jets	Brian Sipe	41 Att., 30 Comp., 340 Yards
12/21/1980	at Cincinnati Bengals	Brian Sipe	44 Att., 24 Comp., 308 Yards
9/7/1981	vs. San Diego Chargers	Brian Sipe	57 Att., 31 Comp., 375 Yards
10/25/1981	vs. Baltimore Colts	Brian Sipe	41 Att., 30 Comp., 444 Yards
12/5/1982	vs. San Diego Chargers	Brian Sipe	48 Att., 33 Comp., 338 Yards
1/2/1983	at Pittsburgh Steelers	Paul McDonald	47 Att., 22 Comp., 313 Yards
9/25/1983	at San Diego Chargers	Brian Sipe	44 Att., 27 Comp., 327 Yards
10/2/1983	vs. Seattle Seahawks	Brian Sipe	40 Att., 25 Comp., 310 Yards
10/16/1983	at Pittsburgh Steelers	Brian Sipe	49 Att., 27 Comp., 310 Yards
11/27/1983	vs. Baltimore Colts	Brian Sipe	33 Att., 20 Comp., 313 Yards
10/7/1984	vs. New England Patriots	Paul McDonald	37 Att., 23 Comp., 320 Yards
10/21/1984	at Cincinnati Bengals	Paul McDonald	47 Att., 27 Comp., 300 Yards
11/10/1986	vs. Miami Dolphins	Bernie Kosar	50 Att., 32 Comp., 401 Yards
11/23/1986	vs. Pittsburgh Steelers	Bernie Kosar	46 Att., 28 Comp., 414 Yards
1/3/1987	vs. New York Jets (playoffs)	Bernie Kosar	64 Att., 33 Comp., 489 Yards
9/13/1987	at New Orleans Saints	Bernie Kosar	39 Att., 28 Comp., 314 Yards
11/15/1987	vs. Buffalo Bills	Bernie Kosar	34 Att., 24 Comp., 346 Yards
1/17/1988	at Denver Broncos (playoffs)	Bernie Kosar	41 Att., 26 Comp., 356 Yards
10/23/1988	at Phoenix Cardinals	Bernie Kosar	43 Att., 25 Comp., 314 Yards
12/4/1988	vs. Dallas Cowboys	Bernie Kosar	27 Att., 19 Comp., 308 Yards
12/18/1988	vs. Houston Oilers	Don Strock	42 Att., 25 Comp., 326 Yards
12/10/1989	at Indianapolis Colts	Bernie Kosar	40 Att., 26 Comp., 353 Yards
10/8/1990	at Denver Broncos	Bernie Kosar	38 Att., 24 Comp., 318 Yards
12/22/1991	at Pittsburgh Steelers	Bernie Kosar	49 Att., 28 Comp., 335 Yards
11/15/1992	vs. San Diego Chargers	Mike Tomczak	32 Att., 18 Comp., 322 Yards
11/21/1993	vs. Houston Oilers	Iodd Philcox	47 Att., 22 Comp., 316 Yards
12/12/1993	at Houston Oilers	Vinny Testaverde	37 Att., 19 Comp., 319 Yards
9/29/1995	at Cincinnati Bengals	Eric Zeier	46 Att., 26 Comp., 310 Yards
12/3/1995	at San Diego Chargers	Vinny Testaverde	41 Att., 28 Comp., 303 Yards
12/24/1995	at Jacksonville Jaguars	Vinny Testaverde	45 Att., 28 Comp., 325 Yards
9/17/2000	vs. Pittsburgh Steelers	Tom Couch	31 Att., 23 Comp., 316 Yards
12/10/2000	vs. Philadelphia Eagles	Doug Pederson	40 Att., 29 Comp., 309 Yards
12/30/2001	at Tennessee Titans	Tom Couch	27 Att., 20 Comp., 336 Yards
9/8/2002	vs. Kansas City Chiefs	Kelly Holcomb	39 Att., 27 Comp., 326 Yards
9/22/2002	at Tennessee Titans	Tom Couch	50 Att., 36 Comp., 326 Yards
1/5/2003	at Pittsburgh Steelers (playoffs)	Kelly Holcomb	43 Att., 26 Comp., 429 Yards
11/16/2003	vs. Arizona Cardinals	Kelly Holcomb	35 Att., 29 Comp., 392 Yards
10/17/2004	vs. Cincinnati Bengals	Jeff Garcia	23 Att., 16 Comp., 310 Yards
11/28/2004	at Cincinnati Bengals	Kelly Holcomb	39 Att., 30 Comp., 413 Yards
9/18/2005	at Green Bay Packers	Trent Diller	32 Att., 21 Comp., 336 Yards
9/16/2007	vs. Cincinnati Bengals	Derek Anderson	33 Att., 20 Comp., 328 Yards
11/4/2007	vs. Seattle Seahawks	Derek Anderson	48 Att., 29 Comp., 364 Yards
12/2/2007	at Arizona Cardinals	Derek Anderson	41 Att., 21 Comp., 304 Yards
10/13/2008	vs. New York Giants	Derek Anderson	29 Att., 18 Comp., 310 Yards
11/22/2009	at Detroit Lions	Brady Quinn	33 Att., 21 Comp., 304 Yards
10/2/2011	vs. Tennessee Titans	Colt McCoy	61 Att., 40 Comp., 350 Yards
9/16/2012	at Cincinnati Bengals	Brandon Weeden*	37 Att., 26 Comp., 322 Yards
9/27/2012	at Baltimore Ravens	Brandon Weeden*	52 Att., 25 Comp., 320 Yards
12/2/2012	at Oakland Raiders	Brandon Weeden*	36 Att., 25 Comp., 364 Yards
9/22/2013	at Minnesota Vikings	Brian Hoyer	54 Att., 30 Comp., 321 Yards
12/1/2013	vs. Jacksonville Jaguars	Brandon Weeden	40 Att., 24 Comp., 370 Yards
12/8/2013	at New England Patriots	Jason Campbell	44 Att., 29 Comp., 391 Yards
11/2/2014	at Tampa Bay Buccaneers	Brian Hoyer	34 Att., 21 Comp., 300 Yards
11/16/2014	vs. Houston Texans	Brian Hoyer	50 Att., 20 Comp., 330 Yards
11/23/2014	at Atlanta Falcons	Brian Hoyer	40 Att., 23 Comp., 322 Yards
9/27/2015	vs. Oakland Raiders	Josh McCown	49 Att., 28 Comp., 341 Yards
10/4/2015	at San Diego Chargers	Josh McCown	41 Att., 32 Comp., 356 Yards
10/11/2015	at Baltimore Ravens	Josh McCown	51 Att., 36 Comp., 457 Yards
11/15/2015	at Pittsburgh Steelers	Johnny Manziel	45 Att., 33 Comp., 372 Yards
10/16/2016	at Tennessee Titans	Cody Kessler*	41 Att., 26 Comp., 336 Yards
10/30/2016	vs. New York Jets	Josh McCown	49 Att., 25 Comp., 341 Yards
11/27/2016	vs. New York Giants	Josh McCown	43 Att., 25 Comp., 322 Yards

*Denotes Rookie



ALL-TIME 100-YARD RECEIVING GAMES

DATE	OPPONENT	PLAYER	REC, YARDS
9/16/1950	at Philadelphia Eagles	Mac Speedie	7 Rec., 109 Yards
9/24/1950	at Baltimore Colts	Dante Lavelli	5 Rec., 115 Yards
10/15/1950	vs. Chicago Cardinals	Dante Lavelli	6 Rec., 131 Yards
10/15/1950	vs. Chicago Cardinals	Mac Speedie	6 Rec., 106 Yards
12/10/1950	at Washington Redskins	Dub Jones	10 Rec., 161 Yards
12/24/1950	vs. Los Angeles Rams (playoffs)	Dante Lavelli	11 Rec., 128 Yards
9/30/1951	at San Francisco 49ers	Dub Jones	5 Rec., 143 Yards
10/27/1951	vs. New York Giants	Dub Jones	7 Rec., 116 Yards
11/25/1951	vs. Chicago Bears	Mac Speedie	6 Rec., 144 Yards
10/12/1952	vs. New York Giants	Mac Speedie	8 Rec., 161 Yards
10/19/1952	at Philadelphia Eagles	Dub Jones	6 Rec., 121 Yards
11/9/1952	vs. Chicago Cardinals	Mac Speedie	11 Rec., 157 Yards
11/16/1952	vs. Pittsburgh Steelers	Dante Lavelli	6 Rec., 107 Yards
11/23/1952	vs. Philadelphia Eagles	Mac Speedie	7 Rec., 156 Yards
11/30/1952	at Washington Redskins	Dante Lavelli	5 Rec., 106 Yards
12/14/1952	at New York Giants	Harry Jagade	4 Rec., 103 Yards
10/4/1953	at Chicago Cardinals	Dante Lavelli	4 Rec., 137 Yards
10/10/1953	vs. Philadelphia Eagles	Darrel Brewster	6 Rec., 122 Yards
11/15/1953	vs. San Francisco 49ers	Dante Lavelli	6 Rec., 137 Yards
11/29/1953	vs. Chicago Cardinals	Ray Renfro	4 Rec., 105 Yards
12/6/1953	vs. New York Giants	Darrel Brewster	7 Rec., 182 Yards
12/13/1953	at Philadelphia Eagles	Darrel Brewster	5 Rec., 103 Yards
10/17/1954	at Pittsburgh Steelers	Dante Lavelli	7 Rec., 134 Yards
11/7/1954	vs. Washington Redskins	Darrel Brewster	7 Rec., 114 Yards
11/28/1954	at New York Giants	Darrel Brewster	8 Rec., 126 Yards
12/5/1954	at Washington Redskins	Dante Lavelli	5 Rec., 128 Yards
10/9/1955	vs. Philadelphia Eagles	Dante Lavelli	6 Rec., 108 Yards
10/16/1955	at Washington Redskins	Darrel Brewster	6 Rec., 109 Yards
11/27/1955	at New York Giants	Darrel Brewster	5 Rec., 107 Yards
11/27/1955	at New York Giants	Ray Renfro	5 Rec., 130 Yards
12/11/1955	vs. Chicago Cardinals	Ray Renfro	6 Rec., 110 Yards
11/11/1956	vs. Baltimore Colts	Ray Renfro	5 Rec., 100 Yards
10/13/1957	vs. Philadelphia Eagles	Darrel Brewster	4 Rec., 105 Yards
11/3/1957	vs. Washington Redskins	Darrel Brewster	5 Rec., 103 Yards
11/17/1957	at Washington Redskins	Darrel Brewster	6 Rec., 124 Yards
11/17/1957	at Washington Redskins	Ray Renfro	4 Rec., 113 Yards
11/17/1957	at Washington Redskins	Preston Carpenter	6 Rec., 112 Yards
12/1/1957	vs. Chicago Cardinals	Ray Renfro	3 Rec., 109 Yards
12/15/1957	at New York Giants	Ray Renfro	4 Rec., 130 Yards
10/5/1958	at Pittsburgh Steelers	Preston Carpenter	7 Rec., 131 Yards
10/26/1958	at Chicago Cardinals	Ray Renfro	5 Rec., 108 Yards
11/16/1958	at Washington Redskins	Preston Carpenter	4 Rec., 115 Yards
11/30/1958	vs. Washington Redskins	Ray Renfro	3 Rec., 100 Yards
10/25/1959	vs. Washington Redskins	Bobby Mitchell	3 Rec., 107 Yards
11/22/1959	vs. Pittsburgh Steelers	Ray Renfro	5 Rec., 161 Yards
10/2/1960	vs. Pittsburgh Steelers	Rich Kreitling	3 Rec., 157 Yards
11/20/1960	at Pittsburgh Steelers	Gern Nagler	10 Rec., 177 Yards
12/15/1960	at New York Giants	Bobby Mitchell	9 Rec., 133 Yards
9/17/1961	at Philadelphia Eagles	Ray Renfro	4 Rec., 104 Yards
10/15/1961	vs. Green Bay Packers	Ray Renfro	7 Rec., 100 Yards
11/26/1961	vs. New York Giants	Ray Renfro	7 Rec., 166 Yards
10/21/1962	at St. Louis Cardinals	Ray Renfro	6 Rec., 152 Yards
12/2/1962	at Dallas Cowboys	Rich Kreitling	7 Rec., 125 Yards
9/15/1963	vs. Washington Redskins	Jim Brown	3 Rec., 100 Yards
12/1/1963	at St. Louis Cardinals	Gary Collins	4 Rec., 100 Yards
12/27/1964	vs. Baltimore Colts (playoffs)	Gary Collins	5 Rec., 130 Yards
9/20/1964	vs. St. Louis Cardinals	Gary Collins	6 Rec., 105 Yards
10/4/1964	vs. Dallas Cowboys	Paul Warfield*	5 Rec., 123 Yards
11/22/1964	at Green Bay Packers	Paul Warfield*	7 Rec., 126 Yards
12/12/1964	at New York Giants	Paul Warfield*	5 Rec., 103 Yards
9/26/1965	vs. St. Louis Cardinals	Gary Collins	6 Rec., 116 Yards
10/24/1965	at New York Giants	Gary Collins	3 Rec., 121 Yards
10/31/1965	vs. Minnesota Vikings	Gary Collins	4 Rec., 116 Yards
11/7/1965	vs. Philadelphia Eagles	Gary Collins	8 Rec., 128 Yards
11/14/1965	vs. New York Giants	Emie Green	7 Rec., 160 Yards
12/4/1966	vs. New York Giants	Gary Collins	5 Rec., 120 Yards
12/17/1966	at St. Louis Cardinals	Paul Warfield	6 Rec., 161 Yards
12/17/1966	at St. Louis Cardinals	Gary Collins	5 Rec., 126 Yards
10/1/1967	at New Orleans Saints	Paul Warfield	4 Rec., 107 Yards
10/22/1967	vs. Chicago Bears	Gary Collins	7 Rec., 106 Yards
10/29/1967	at New York Giants	Paul Warfield	5 Rec., 126 Yards
10/13/1968	vs. St. Louis Cardinals	Milt Morin	8 Rec., 151 Yards
11/10/1968	vs. New Orleans Saints	Paul Warfield	5 Rec., 107 Yards
11/10/1968	vs. New Orleans Saints	Leroy Kelly	3 Rec., 104 Yards
11/17/1968	at Pittsburgh Steelers	Milt Morin	5 Rec., 103 Yards
11/24/1968	vs. Philadelphia Eagles	Milt Morin	2 Rec., 108 Yards
12/1/1968	vs. New York Giants	Paul Warfield	6 Rec., 137 Yards
12/8/1968	at Washington Redskins	Milt Morin	6 Rec., 133 Yards

STAFF

PLAYERS

2017 SEASON

HISTORY

RECORDS

GAME DAY



STAFF

PLAYERS

2017 SEASON

HISTORY

RECORDS

GAME DAY

DATE	OPPONENT	PLAYER	REC, YARDS
12/14/1968	at St. Louis Cardinals	Paul Warfield	3 Rec., 104 Yards
10/5/1969	vs. Detroit Lions	Paul Warfield	7 Rec., 106 Yards
10/18/1969	vs. Pittsburgh Steelers	Gary Collins	7 Rec., 103 Yards
11/2/1969	vs. Dallas Cowboys	Milt Morin	7 Rec., 101 Yards
11/16/1969	at Pittsburgh Steelers	Paul Warfield	5 Rec., 132 Yards
11/30/1969	at Chicago Bears	Gary Collins	6 Rec., 126 Yards
12/14/1969	at St. Louis Cardinals	Paul Warfield	4 Rec., 119 Yards
9/27/1970	at San Francisco 49ers	Fair Hooker	4 Rec., 157 Yards
11/22/1970	vs. Houston Oilers	Chip Glass	3 Rec., 102 Yards
10/10/1971	vs. Pittsburgh Steelers	Milt Morin	8 Rec., 126 Yards
11/14/1971	at Kansas City Chiefs	Frank Pitts	5 Rec., 129 Yards
12/5/1971	vs. Cincinnati Bengals	Frank Pitts	5 Rec., 103 Yards
10/1/1972	vs. Cincinnati Bengals	Frank Pitts	4 Rec., 105 Yards
10/27/1974	vs. Denver Broncos	Hugh McKinnis	6 Rec., 111 Yards
11/23/1975	vs. Cincinnati Bengals	Greg Pruitt	7 Rec., 106 Yards
12/14/1975	vs. Kansas City Chiefs	Reggie Rucker	6 Rec., 130 Yards
10/3/1976	vs. Cincinnati Bengals	Reggie Rucker	9 Rec., 141 Yards
11/13/1977	at Pittsburgh Steelers	Reggie Rucker	4 Rec., 104 Yards
9/3/1978	vs. San Francisco 49ers	Reggie Rucker	3 Rec., 113 Yards
11/5/1978	at Houston Oilers	Ozzie Newsome*	4 Rec., 124 Yards
11/19/1978	at Baltimore Colts	Reggie Rucker	6 Rec., 123 Yards
11/19/1978	at Baltimore Colts	Calvin Hill	3 Rec., 113 Yards
9/2/1979	at New York Jets	Dave Logan	6 Rec., 115 Yards
11/4/1979	at Philadelphia Eagles	Reggie Rucker	5 Rec., 106 Yards
11/18/1979	vs. Miami Dolphins	Reggie Rucker	9 Rec., 177 Yards
11/25/1979	at Pittsburgh Steelers	Dave Logan	7 Rec., 135 Yards
9/21/1980	vs. Kansas City Chiefs	Charles White*	7 Rec., 100 Yards
10/26/1980	vs. Pittsburgh Steelers	Dave Logan	8 Rec., 131 Yards
12/7/1980	vs. New York Jets	Reggie Rucker	5 Rec., 108 Yards
10/11/1981	at Pittsburgh Steelers	Ozzie Newsome	5 Rec., 120 Yards
10/18/1981	vs. New Orleans Saints	Greg Pruitt	7 Rec., 113 Yards
10/25/1981	vs. Baltimore Colts	Greg Pruitt	9 Rec., 104 Yards
12/20/1981	at Seattle Seahawks	Dave Logan	5 Rec., 101 Yards
9/19/1982	vs. Philadelphia Eagles	Ozzie Newsome	8 Rec., 122 Yards
12/5/1982	vs. San Diego Chargers	Ozzie Newsome	10 Rec., 140 Yards
1/2/1983	at Pittsburgh Steelers	Ozzie Newsome	9 Rec., 123 Yards
1/2/1983	at Pittsburgh Steelers	Ricky Feacher	7 Rec., 109 Yards
1/8/1983	at Los Angeles Raiders (playoffs)	Ricky Feacher	4 Rec., 124 Yards
9/25/1983	at San Diego Chargers	Dave Logan	8 Rec., 121 Yards
10/16/1983	at Pittsburgh Steelers	Ozzie Newsome	9 Rec., 103 Yards
11/27/1983	vs. Baltimore Colts	Ozzie Newsome	8 Rec., 108 Yards
9/16/1984	vs. Denver Broncos	Dunel Harris	5 Rec., 104 Yards
10/7/1984	vs. New England Patriots	Dunel Harris	8 Rec., 136 Yards
10/14/1984	vs. New York Jets	Ozzie Newsome	14 Rec., 191 Yards
11/25/1984	vs. Houston Oilers	Ozzie Newsome	10 Rec., 102 Yards
10/6/1985	vs. New England Patriots	Brian Brennan	7 Rec., 104 Yards
10/13/1985	at Houston Oilers	Clarence Weathers	3 Rec., 146 Yards
9/14/1986	at Houston Oilers	Reggie Langhorne	3 Rec., 115 Yards
10/5/1986	at Pittsburgh Steelers	Reggie Langhorne	4 Rec., 108 Yards
11/23/1986	vs. Pittsburgh Steelers	Webster Slaughter*	6 Rec., 134 Yards
12/21/1986	vs. San Diego Chargers	Brian Brennan	7 Rec., 176 Yards
1/3/1987	vs. New York Jets (playoffs)	Ozzie Newsome	6 Rec., 114 Yards
10/18/1987	at Cincinnati Bengals	Brian Brennan	10 Rec., 139 Yards
12/13/1987	vs. Cincinnati Bengals	Webster Slaughter	5 Rec., 119 Yards
12/20/1987	at Los Angeles Raiders	Webster Slaughter	7 Rec., 115 Yards
1/17/1988	at Denver Broncos (playoffs)	Earnest Byner	7 Rec., 120 Yards
10/30/1988	vs. Cincinnati Bengals	Clarence Weathers	7 Rec., 140 Yards
12/18/1988	vs. Houston Oilers	Webster Slaughter	6 Rec., 136 Yards
10/15/1989	vs. Pittsburgh Steelers	Webster Slaughter	7 Rec., 106 Yards
10/23/1989	vs. Chicago Bears	Webster Slaughter	8 Rec., 186 Yards
10/29/1989	vs. Houston Oilers	Webster Slaughter	4 Rec., 184 Yards
12/10/1989	at Indianapolis Colts	Webster Slaughter	6 Rec., 152 Yards
12/17/1989	vs. Minnesota Vikings	Reggie Langhorne	6 Rec., 140 Yards
1/6/1990	vs. Buffalo Bills (playoffs)	Webster Slaughter	3 Rec., 114 Yards
10/8/1990	at Denver Broncos	Webster Slaughter	7 Rec., 123 Yards
11/18/1990	vs. Houston Oilers	Webster Slaughter	6 Rec., 104 Yards
12/30/1990	at Cincinnati Bengals	Webster Slaughter	6 Rec., 115 Yards
9/15/1991	vs. Cincinnati Bengals	Webster Slaughter	8 Rec., 107 Yards
11/3/1991	at Cincinnati Bengals	Webster Slaughter	5 Rec., 107 Yards
11/17/1991	at Houston Oilers	Leroy Hoard	10 Rec., 107 Yards
12/22/1991	at Pittsburgh Steelers	Webster Slaughter	11 Rec., 138 Yards
9/20/1992	at Los Angeles Raiders	Eric Metcalf	5 Rec., 177 Yards
11/15/1992	vs. San Diego Chargers	Lawyer Tillman	8 Rec., 148 Yards
9/13/1993	vs. San Francisco 49ers	Michael Jackson	5 Rec., 105 Yards
10/24/1993	vs. Pittsburgh Steelers	Michael Jackson	2 Rec., 106 Yards
11/21/1993	vs. Houston Oilers	Mark Carrier	7 Rec., 123 Yards
12/12/1993	at Houston Oilers	Eric Metcalf	5 Rec., 101 Yards
1/2/1994	at Pittsburgh Steelers	Mark Carrier	4 Rec., 118 Yards
9/18/1994	vs. Arizona Cardinals	Derrick Alexander*	6 Rec., 136 Yards
10/2/1994	vs. New York Jets	Derrick Alexander*	7 Rec., 105 Yards



DATE	OPPONENT	PLAYER	REC, YARDS
12/4/1994	vs. New York Giants	Derrick Alexander*	7 Rec., 171 Yards
11/1/1995	vs. New England Patriots (playoffs)	Michael Jackson	7 Rec., 122 Yards
9/3/1995	at New England Patriots	Michael Jackson	7 Rec., 157 Yards
10/2/1995	vs. Buffalo Bills	Andre Rison	6 Rec., 126 Yards
10/22/1995	vs. Jacksonville Jaguars	Rico Smith	6 Rec., 106 Yards
10/29/1995	at Cincinnati Bengals	Andre Rison	7 Rec., 173 Yards
11/19/1995	vs. Green Bay Packers	Keenan McCardell	4 Rec., 102 Yards
12/24/1995	at Jacksonville Jaguars	Michael Jackson	7 Rec., 130 Yards
10/3/1999	vs. New England Patriots	Kevin Johnson*	6 Rec., 131 Yards
12/12/1999	at Cincinnati Bengals	Kevin Johnson*	7 Rec., 135 Yards
12/19/1999	vs. Jacksonville Jaguars	Darrin Chiaverini*	10 Rec., 108 Yards
10/1/2000	vs. Baltimore Ravens	David Patten	7 Rec., 113 Yards
10/29/2000	vs. Cincinnati Bengals	Kevin Johnson	6 Rec., 102 Yards
10/14/2001	at Cincinnati Bengals	Kevin Johnson	8 Rec., 153 Yards
11/25/2001	vs. Cincinnati Bengals	Kevin Johnson	6 Rec., 113 Yards
9/8/2002	vs. Kansas City Chiefs	Quincy Morgan	9 Rec., 151 Yards
10/6/2002	vs. Baltimore Ravens	Dennis Northcutt	8 Rec., 165 Yards
12/8/2002	at Jacksonville Jaguars	Quincy Morgan	3 Rec., 118 Yards
1/5/2003	at Pittsburgh Steelers (playoffs)	Kevin Johnson	4 Rec., 140 Yards
9/21/2003	at San Francisco 49ers	Kevin Johnson	11 Rec., 109 Yards
11/16/2003	vs. Arizona Cardinals	Andre' Davis	7 Rec., 117 Yards
11/16/2003	vs. Arizona Cardinals	Quincy Morgan	5 Rec., 116 Yards
12/14/2003	at Denver Broncos	Dennis Northcutt	3 Rec., 115 Yards
10/10/2004	at Pittsburgh Steelers	Andre Davis	5 Rec., 101 Yards
10/17/2004	vs. Cincinnati Bengals	Lee Suggs	5 Rec., 100 Yards
11/28/2004	at Cincinnati Bengals	Antonio Bryant	8 Rec., 131 Yards
12/5/2004	vs. New England Patriots	Antonio Bryant	7 Rec., 115 Yards
12/26/2004	at Miami Dolphins	Dennis Northcutt	4 Rec., 114 Yards
9/11/2005	vs. Cincinnati Bengals	Frisman Jackson	8 Rec., 128 Yards
9/18/2005	at Green Bay Packers	Braylon Edwards*	3 Rec., 107 Yards
9/18/2005	at Green Bay Packers	Steve Heiden	6 Rec., 104 Yards
1/1/2006	vs. Baltimore Ravens	Antonio Bryant	9 Rec., 123 Yards
9/17/2006	at Cincinnati Bengals	Braylon Edwards	4 Rec., 110 Yards
9/24/2006	vs. Baltimore Ravens	Braylon Edwards	5 Rec., 116 Yards
11/19/2006	vs. Pittsburgh Steelers	Braylon Edwards	7 Rec., 137 Yards
12/7/2006	at Pittsburgh Steelers	Joe Jurevicius	7 Rec., 111 Yards
9/16/2007	vs. Cincinnati Bengals	Kellen Winslow	6 Rec., 100 Yards
9/16/2007	vs. Cincinnati Bengals	Braylon Edwards	8 Rec., 146 Yards
10/7/2007	at New England Patriots	Braylon Edwards	6 Rec., 110 Yards
10/28/2007	at St. Louis Rams	Braylon Edwards	8 Rec., 117 Yards
11/4/2007	vs. Seattle Seahawks	Kellen Winslow	11 Rec., 125 Yards
11/25/2007	vs. Houston Texans	Kellen Winslow	10 Rec., 107 Yards
12/2/2007	at Arizona Cardinals	Braylon Edwards	7 Rec., 149 Yards
10/13/2008	vs. New York Giants	Braylon Edwards	5 Rec., 154 Yards
11/17/2008	at Buffalo Bills	Braylon Edwards	8 Rec., 104 Yards
12/15/2008	at Philadelphia Eagles	Braylon Edwards	5 Rec., 102 Yards
10/4/2009	vs. Cincinnati Bengals	Mohamed Massaquoi†	8 Rec., 148 Yards
11/22/2009	at Detroit Lions	Mohamed Massaquoi†	5 Rec., 115 Yards
12/5/2010	at Miami Dolphins	Benjamin Watson	10 Rec., 100 Yards
12/18/2011	at Arizona Cardinals	Greg Little*	5 Rec., 131 Yards
12/2/2012	at Oakland Raiders	Josh Gordon*	6 Rec., 116 Yards
9/8/2013	vs. Miami Dolphins	Jordan Cameron	9 Rec., 108 Yards
9/22/2013	at Minnesota Vikings	Josh Gordon	10 Rec., 146 Yards
10/13/2013	vs. Detroit Lions	Josh Gordon	7 Rec., 126 Yards
10/27/2013	at Kansas City Chiefs	Josh Gordon	5 Rec., 132 Yards
11/3/2013	vs. Baltimore Ravens	Greg Little	7 Rec., 122 Yards
11/17/2013	at Cincinnati Bengals	Josh Gordon	5 Rec., 125 Yards
11/24/2013	vs. Pittsburgh Steelers	Josh Gordon	14 Rec., 237 Yards
12/1/2013	vs. Jacksonville Jaguars	Josh Gordon	10 Rec., 261 Yards
12/8/2013	at New England Patriots	Jordan Cameron	9 Rec., 121 Yards
12/8/2013	at New England Patriots	Josh Gordon	7 Rec., 151 Yards
10/12/2014	vs. Pittsburgh Steelers	Jordan Cameron	3 Rec., 102 Yards
10/19/2014	at Jacksonville Jaguars	Andrew Hawkins	5 Rec., 112 Yards
11/23/2014	at Atlanta Falcons	Josh Gordon	8 Rec., 120 Yards
9/20/2015	vs. Tennessee Titans	Travis Benjamin	3 Rec., 115 Yards
9/27/2015	vs. Oakland Raiders	Gary Barnidge	6 Rec., 105 Yards
10/11/2015	at Baltimore Ravens	Gary Barnidge	8 Rec., 139 Yards
10/18/2015	vs. Denver Broncos	Travis Benjamin	9 Rec., 117 Yards
10/25/2015	at St. Louis Rams	Gary Barnidge	6 Rec., 101 Yards
11/15/2015	at Pittsburgh Steelers	Travis Benjamin	7 Rec., 113 Yards
12/13/2015	vs. San Francisco 49ers	Brian Hartline	8 Rec., 107 Yards
9/18/2016	vs. Baltimore Ravens	Corey Coleman*	5 Rec., 104 Yards
9/25/2016	at Miami Dolphins	Terrelle Pryor Sr.	8 Rec., 144 Yards
10/30/2016	vs. New York Jets	Terrelle Pryor Sr.	6 Rec., 101 Yards
11/27/2016	vs. New York Giants	Terrelle Pryor Sr.	6 Rec., 131 Yards

*Denotes Rookie



STAFF

PLAYERS

2017 SEASON

HISTORY

RECORDS

GAME DAY

100-YARD RUSHER, 100-YARD RECEIVER OR 300-YARD PASSER IN SAME GAME

STAFF

PLAYERS

2017 SEASON

HISTORY

RECORDS

GAME DAY

DATE	OPPONENT	PLAYER 100-YARD REC	REC/ YARDS	PLAYER 100-YARD RUSH	ATT/ YARDS	PLAYER 300-YARD PASSER	ATT/ COMP/ YARDS
9/24/1950	at Baltimore Colts	Darte Lavelli	5-115	Ken Carpenter*	3-100		
11/25/1951	vs. Chicago Bears	Mac Speedie	6-144	Dub Jones	9-116		
11/30/1952	at Washington Redskins	Dante Lavelli	5-106	Harry Jagade	16-147		
11/3/1957	vs. Washington Redskins	Darrel Brewster	5-103	Jim Brown*	21-109		
12/15/1957	at New York Giants	Ray Renfro	4-130	Lew Carpenter	22-117		
10/5/1958	at Pittsburgh Steelers	Preston Carpenter	7-131	Jim Brown	17-129		
10/26/1958	at Chicago Cardinals	Ray Renfro	5-108	Jim Brown	24-180		
11/16/1958	at Washington Redskins	Preston Carpenter	4-115	Jim Brown	27-152		
10/25/1959	vs. Washington Redskins	Bobby Mitchell	3-107	Jim Brown	17-122		
11/22/1959	vs. Pittsburgh Steelers	Ray Renfro	5-161	Jim Brown	15-111		
12/15/1960	at New York Giants	Bobby Mitchell	9-133	Jim Brown	14-110		
9/15/1963	vs. Washington Redskins	Jim Brown	3-100	Jim Brown	15-162	Frank Ryan	31-21-334
12/1/1963	at St. Louis Cardinals	Gary Collins	4-100	Jim Brown	29-179		
12/27/1963	vs. Baltimore Colts (playoffs)	Gary Collins	5-130	Jim Brown	27-114		
9/26/1965	vs. St. Louis Cardinals	Gary Collins	6-116	Jim Brown	17-110		
10/24/1965	at New York Giants	Gary Collins	3-121	Jim Brown	24-177		
11/7/1965	vs. Philadelphia Eagles	Gary Collins	8-128	Jim Brown	20-131		
11/14/1965	vs. New York Giants	Ernie Green	7-160	Jim Brown	20-156		
12/4/1966	vs. New York Giants	Gary Collins	5-120	Leroy Kelly	13-126	Frank Ryan	27-16-326
10/1/1967	at New Orleans Saints	Paul Warfield	4-107	Leroy Kelly	20-110		
10/22/1967	vs. Chicago Bears	Gary Collins	7-106	Leroy Kelly	18-111		
11/10/1968	vs. New Orleans Saints	Leroy Kelly	3-104	Leroy Kelly	17-127		
		Paul Warfield	5-107				
11/24/1968	vs. Philadelphia Eagles	Milt Morin	2-108	Leroy Kelly	20-108		
12/5/1971	vs. Cincinnati Bengals	Frank Pitts	5-103	Leroy Kelly	23-127		
11/23/1975	vs. Cincinnati Bengals	Greg Pruitt	7-106	Greg Pruitt	17-121		
12/14/1975	vs. Kansas City Chiefs	Reggie Rucker	6-130	Greg Pruitt	26-214		
11/13/1977	at Pittsburgh Steelers	Reggie Rucker	4-104	Greg Pruitt	19-108		
9/3/1978	vs. San Francisco 49ers	Reggie Rucker	3-113	Greg Pruitt	22-106		
11/4/1979	at Philadelphia Eagles	Reggie Rucker	5-106	Mike Pruitt	17-104		
10/16/1983	at Pittsburgh Steelers	Ozzie Newsome	9-103	Boyce Green*	28-137	Brian Sipe	49-27-310
11/27/1983	vs. Baltimore Colts	Ozzie Newsome	8-108	Mike Pruitt	24-110	Brian Sipe	33-20-313
10/6/1985	vs. New England Patriots	Brian Brennan	7-104	Kevin Mack	20-115		
11/23/1986	vs. Pittsburgh Steelers (OT)	Webster Slaughter	6-134	Kevin Mack	24-106	Bernie Kosar	46-28-414
12/13/1987	vs. Cincinnati Bengals	Webster Slaughter	5-119	Kevin Mack	27-133		
12/8/2002	at Jacksonville Jaguars	Quincy Morgan	3-118	William Green*	26-119		
10/17/2004	vs. Cincinnati Bengals	Lee Suggs	5-100	William Green	25-115	Jeff Garcia	23-16-310
12/26/2004	at Miami Dolphins	Dennis Northcutt	4-114	Lee Suggs	38-143		
9/18/2005	at Green Bay Packers	Braylon Edwards*	3-107			Trent Dilfer	32-21-336
		Steve Heiden	6-104				
9/16/2007	vs. Cincinnati Bengals	Braylon Edwards	8-146	Jamal Lewis	27-216	Derek Anderson	33-20-328
		Kellen Winslow	6-100				
11/4/2007	vs. Seattle Seahawks	Kellen Winslow	11-125			Derek Anderson	48-29-364
11/25/2007	vs. Houston Texans	Kellen Winslow	10-107	Jamal Lewis	29-134		
12/2/2007	at Arizona Cardinals	Braylon Edwards	7-149			Derek Anderson	41-21-304
10/13/2008	vs. New York Giants	Braylon Edwards	5-154			Derek Anderson	29-18-310
10/4/2009	vs. Cincinnati Bengals	Mohamed Massaquoi*	8-148	Jerome Harrison	29-121		
11/22/2009	at Detroit Lions	Mohamed Massaquoi*	5-115			Brady Quinn	33-21-304
9/16/2012	at Cincinnati Bengals			Trent Richardson*	19-109	Brandon Weeden*	37-26-322
12/2/2012	at Oakland Raiders	Josh Gordon*	6-116			Brandon Weeden*	36-25-364
9/22/2013	at Minnesota Vikings	Josh Gordon	10-146			Brain Hoyer	54-30-321
12/1/2013	vs. Jacksonville Jaguars	Josh Gordon	10-261			Brandon Weeden	40-24-370
12/8/2013	at New England Patriots	Josh Gordon	7-151			Jason Campbell	44-29-391
		Jordan Cameron	9-121				
11/23/2014	at Atlanta Falcons	Josh Gordon	8-120			Brian Hoyer	40-23-322
9/27/2015	vs. Oakland Raiders	Gary Barnidge	6-105			Josh McCown	49-28-341
10/11/2015	at Baltimore Ravens	Gary Barnidge	8-139			Josh McCown	51-36-457
11/15/2015	at Pittsburgh Steelers	Travis Benjamin	7-113			Johnny Manziel	45-33-372
9/18/2016	vs. Baltimore Ravens	Corey Coleman*	5-104	Isaiah Crowell	18-133		
10/30/2016	vs. New York Jets	Terrelle Pryor Sr.	6-101			Josh McCown	25-49-341
11/27/2016	vs. New York Giants	Terrelle Pryor Sr.	6-131			Josh McCown	25-43-322

*Denotes Rookie



FIRSTENERGY STADIUM, HOME OF THE CLEVELAND BROWNS



FirstEnergy Stadium is home not only to a storied football franchise but also to a dedicated, passionate group of people who are the world's greatest fans. At FirstEnergy Stadium, fans take pride in supporting their team in a safe, enthusiastic and family-oriented atmosphere. This special combination of sportsmanship and exhilaration makes Sunday afternoons with the Browns a memorable experience.

FirstEnergy Stadium was built on the hallowed ground of the old Municipal Stadium. There's no better place than on the lakefront for the home of the Cleveland Browns, where the legendary Coach Paul Brown established Cleveland's first football dynasty in the 1940s. No other site could have been as appropriate as the location where 16 Cleveland Browns established their credentials for induction into the Pro Football Hall of Fame in Canton. In 2010, these Hall of Famers were further honored by the unveiling of their names in the Ring of Honor, which recognizes their contributions to the Cleveland Browns organization. The names of these 16 greats are now permanently displayed on the facade of the stadium's upper deck.

While the location of the stadium honors the glorious history of athletic achievements in Cleveland, FirstEnergy Stadium is a celebration of the city's renaissance, drawing people to the lakefront every day. The crown jewel of the Northcoast Harbor, FirstEnergy Stadium is located next to the Rock and Roll Hall of Fame and Museum and the Great Lakes Science Center. While on the south side of the stadium, the fans can grab items to represent their favorite team at the Pro Shop.

NOT JUST FOR BROWNS GAMES

FirstEnergy Stadium also plays host to various major events and is available for private functions such as wedding receptions, proms, holiday parties and business luncheons. In 2016, the facility hosted a U2 concert and an international soccer doubleheader during the 2017 CONCACAF Gold Cup.

On June 5, 2016, the stadium welcomed the U.S. Soccer Women's National Team for the second leg of a two-game friendly series against Japan. With 23,535 fans in attendance, the largest crowd ever to watch a WNT game in Ohio supported the 2015 World Cup champion USA during a 2-0 victory in a rematch of the tournament finals.

In 2015, FirstEnergy Stadium welcomed One Direction and Luke Bryan for top-notch concerts on Aug. 27 and Sept. 5, respectively. In 2012, "The Brothers of the Sun Tour," featuring Kenny Chesney and Tim McGraw, came to FirstEnergy Stadium. The stadium has also played host to Kenny Chesney concerts in 2007 and 2008, as well as The Three Tenors (2000), George Strait (2000) and *NSYNC (2001).

On May 29, 2013, the U.S. Men's National Team hosted Belgium for the first international soccer match at the stadium since 2006. On six occasions since 2005, the High School Charity Games have been staged at FirstEnergy Stadium, showcasing some of the top area high school football talent. College football has been a regular on FirstEnergy Stadium's docket. On September 21, 2013, Tuskegee University and Winston Salem State University squared off in the Third Annual Cleveland Classic HBCU football game. Since 2006, a college game has been played at the stadium each year except 2010 and 2014.

STAFF

PLAYERS

2017 SEASON


HISTORY

RECORDS

GAME DAY



FIRSTENERGY STADIUM RENOVATION, 2014-2015



In 2015, the Browns completed a two-year, \$125 million modernization project that was launched by Dee and Jimmy Haslam in 2013. The Browns, with the City of Cleveland and Mayor Frank Jackson's support, now provide the team and its fans a top-tier NFL facility, one with a significant home-field advantage charged by the Dawg Pound.

"This renovation is a result of wanting to create the best fan experience in the NFL, and also to create a venue to attract other world-class events at FirstEnergy Stadium," said Jimmy Haslam. "We realize the transformative opportunity of this investment for the City of Cleveland. We're excited to reward our fans and the community with the experience they deserve."

All facets of the renovation were incorporated with the mission to provide Browns fans an enhanced in-game experience, while also improving the team's home-field advantage, bolstered by the NFL's most loyal and passionate fan base.

In 2015, the modernization revitalized the look and feel of the stadium's external and internal features, creating a vibrant environment that highlights Cleveland and the Browns' illustrious history. In addition to upgrading lighting, signage and way-finding throughout the concourses, high-definition graphics inside and outside the stadium now depict current players, Browns legends, the historic Dawg Pound and the best fans in the league.

During Phase II, the Browns also increased the availability of Cleveland chef partner options and general concessions for all fans, focusing on Cleveland tastes. Renovated dining locations and upgraded food and beverage amenities were added, including new concepts and offerings, in addition to modernized facades, signage, menu boards and way-finding throughout the stadium. All 35 permanent concession stands were remodeled.

Prior to the end of the 2015 season, the team installed and fully optimized a new WiFi system to offer fans increased access through their mobile devices, including to track stats and scores across the league and additional team information through the Browns Mobile App.

In an effort to further highlight the team's connection to Cleveland and its thriving food scene, celebrity chef concepts including Michael Symon's B Spot and Rocco Whalen's Great Lakes Cheesesteaks are now featured in the 100 and 500 levels of the stadium.

The Browns began their food and beverage transformation through an expanded partnership with Aramark, which in 2014 became FirstEnergy Stadium's general concessionaire after serving as the facility's premium dining and catering company since 2012. During Phase I, the team incorporated menu items from many of Cleveland's award-winning chefs that previously were only available in premium areas. The first stage of the renovation created new stands in general concession locations, highlighted by Symon's B Spot in the west end zone and a new concept from Whalen, Great Lakes Cheesesteaks, in the east end zone.

In the second phase, the team also modernized premium areas, including upgrading all club seats and suites, while adding more top-level entertainment areas. A field-level hospitality location has been constructed opposite of the Browns' locker room, while the Grille Club, north and south clubs and upper- and lower-level suites were restructured and refurbished, with every facet of each area receiving fresh upgrades.



STAFF

PLAYERS

2017 SEASON


HISTORY

RECORDS

GAME DAY



FIRSTENERGY STADIUM RENOVATION, 2014-2015



During Phase I, the Browns installed two new angled video boards that measure approximately 6,900 square feet, nearly triple the size of the old units. The boards, which are equivalent in size to 645 60-inch HD televisions, are 32 feet lower and 56 feet closer to the field, further enhancing their impact on all fans' viewing experience. New LED video boards, which feature stats, scores and information, as well as new and upgraded LED ribbon boards, were also installed throughout the stadium.

The new video elements are complemented by an entirely new audio system, delivering crisper, clearer audio in the facility. The main bowl's sound system was entirely replaced with best-in-class modern audio equipment, and is supported by additional speaker locations throughout the complex that improved clarity to previously shadowed areas. With the new video and audio systems, the Browns have incorporated state-of-the-art technologies that impress fans with high-level scoreboard programming and concert-quality sound.

In 2014, the project also increased the lower bowl's seating capacity while improving sightlines. Many Browns fans are now seated closer to the field and observe dramatically better views of the game, fostering a more intimate environment while enhancing the team's home-field advantage. In addition to creating more prime locations for fans, the Browns expanded ADA seating in the project's first phase.

Easing in-stadium access for fans was another priority in the renovation's initial stage. Two new escalators were installed in both the east and west end zones to ensure the most fluid, convenient movement in and between stadium levels. There are now 12 escalators that provide access to stadium concourses, including direct access to the 300 and 500 levels.

For the first time in 2014, FirstEnergy Stadium featured fan decks that host unique engagement areas in both end zones. Each deck offers a special in-stadium viewing experience, with fans gaining access to new locations and activations while still being able to watch the game live.



FIRSTENERGY STADIUM VIDEO BOARD QUICK FACTS

- Approximately 6,900 square feet, nearly triple the size of the old units
- Built by Daktronics
- 15HD pixel layout
- Measure 40 feet x 192 feet -- 192 feet across the top, 178 feet across the middle, 132 feet across the middle
- Equivalent in size to 645 60-inch HD television sets
- Comparable in size to the avg. U.S. home (2,200 square feet), plus a full-size basketball court (4,700 square feet)
- 32 feet lower and 56 feet closer to the field
- Complemented by an entirely new audio system



CLEVELAND BROWNS UNIFORMS



In 2015, the Cleveland Browns introduced new NFL Nike Elite 51 uniforms with nine different possible combinations. Throughout the uniform design process with the NFL and Nike, the Browns focused on paying tribute to the team's long-standing tradition, loyal Browns fans and the City of Cleveland while implementing modernizations that match the city's revitalization in recent years. Respecting the Browns' treasured history, the team maintained the core elements of the historic Browns uniforms, which have undergone minimal changes since 1947.

In addition to other elements, notable elements of the Browns' uniform design include:

- "CLEVELAND" emblazoned across the chest of all three jerseys, making the Browns the only NFL club to feature its city on the front of the jersey rather than its team name.
- "DAWG POUND" inscribed inside of the back collar of all three jerseys to pay tribute to the NFL's best fans.
- Contrast stitching in the uniform construction that depicts attention to detail and craftsmanship.
- Larger uniform stripes extending the Browns' original pattern into a consistent element through the jersey, pants and helmet. The horizontal sleeve stripe on the jersey now also crosses over to the chest panel.
- Browns' bold orange helmets include a brown facemask and also advance the new stripe pattern further with a distinct carbon fiber texture.
- Nine available uniform combinations with the introduction of an orange "third" jersey and three pant sets (brown, white and orange).

SIGNIFICANT BROWNS UNIFORM CHANGES SINCE 1946

1946 - In the team's inaugural season, the Browns wore plain white helmets and sported white and brown jerseys with classy, shadow-boxed numbers. These jerseys were worn for only one season.

1947 - The Browns introduced what is now viewed as the "classic" Browns uniform.

1950 - The Browns introduced solid orange helmets for the first time as part of their uniform.

1953 - Orange uniforms are introduced for the first time when they don them for their home opener against the Philadelphia Eagles. They would appear again in exhibition games in 1954 and 1955 before being shelved for 47 years.

1957 - For three seasons, the Browns added brown jersey numbers to all of their helmets.

1960 - For one season only, the Browns incorporated two brown stripes that flank the existing white center striped helmets along with the brown jersey numbers on the side.

1969 - A commemorative patch was added to the uniform to celebrate the 50th Anniversary of the NFL. This is the first time that a patch of any kind was worn on the uniform.

1970 - Names were introduced to the back of all jerseys and remained a permanent fixture.

1975 - Orange pants were introduced for the first time and worn regularly. All facemasks on helmets were also changed to white in color.

1984 - The jerseys were redesigned as solid orange pants were replaced by white pants that for the first time featured an orange center stripe outlined with brown stripes to go with solid orange or brown socks. Brown jerseys with orange numbers were worn for the preseason before being scrapped because the numbers proved to be too difficult for spotters to recognize during the game.

1985 - The team returned to the "classic" Browns look.

2002 - Orange jerseys made a return to the field for the Browns.

2003 - An orange center stripe returned to the pants for first time since 1984.

2008 - Solid brown pants were introduced for the first time.

2013 - The Browns sported a "brown out" version of their jersey for a Thursday Night Football game against the Buffalo Bills at FirstEnergy Stadium, wearing their brown jersey with solid brown pants and socks for the first time in team history.

2016 - Browns introduce new uniforms with nine possible combinations.

STAFF

PLAYERS

2017 SEASON

HISTORY

RECORDS

GAME DAY



CLEVELAND BROWNS UNIFORMS

Larger uniform stripes extending the Browns' original pattern into a consistent element through the jersey, pants and helmet. The horizontal sleeve stripe on the jersey now also crosses over to the chest panel.

"CLEVELAND" emblazoned across the chest of all three jerseys, making the Browns the only NFL club to feature its city on the front of the jersey rather than its team name.

Contrast stitching in the uniform construction that depicts attention to detail and craftsmanship.



Browns' bold orange helmets include a brown facemask and also advance the new stripe pattern further with a distinct carbon fiber texture.



"DAWG POUND" inscribed inside of the back collar of all three jerseys to pay tribute to the NFL's best fans.



Nine available uniform combinations with the introduction of an orange "third" jersey and three pant sets (brown, white and orange).



CLEVELAND BROWNS LOGO HISTORY

The Cleveland Browns have had six primary logos during the team's history, the most recent of which was introduced prior to the 2015 season. Complementing the iconic helmet logo, the team has also used various secondary marks throughout its history, including ones to celebrate the Dawg Pound, the team's return to Cleveland in 1999 and other anniversaries.

1959-69



1970-85



1986-91



1992-95
1999-2005



2006-14



2015-



STAFF

PLAYERS

2017 SEASON

HISTORY

RECORDS

GAME DAY

CLEVELAND BROWNS TRAINING AND ADMINISTRATIVE COMPLEX

The Cleveland Browns Training Facility is located in Berea, Ohio, where it sits on 13 acres of land. The building originally opened in August of 1991 and has undergone many renovations since then. The 115,000 square foot building has two floors, both of which have been renovated over the past few years.

Prior to the 2016 season, the Browns made significant upgrades to the building's exterior and interior, focusing primarily on improving player areas to provide the team's coaches and players with best-in-class resources, by adding 25,000 square feet and renovating an additional 25,000 square feet of the facility. In addition to increasing the size of office and meeting spaces, Cleveland redesigned the locker room, player meeting rooms, player lounge, cafeteria and training room, including the installation of a lap pool and new hot and cold tubs.

During the 2013 offseason, the facility's second floor underwent a 36,000 square foot renovation. The new space boasts an open floor plan and was designed to create a vibrant, energetic and collaborative space for the club's football and business operations. The new space houses a state-of-the-art media studio where radio and television production take place in house.

Connected to the facility is the team's 60,000 square foot indoor field house. The facility also hosts four regulation-size natural grass practice fields ideal for year-round football operations, including the club's training camp.

The Cleveland Browns and City of Berea agreed to a lease amendment that guarantees the team's facility will remain in Berea through at least 2028.



DINO LUCARELLI MEDIA CENTER

The Dino Lucarelli Media Center, opened in December of 2002 at the Browns Training and Administrative Complex in Berea, features an expansive media work room and a radio/television interview area. The space was also renovated in 2017 to provide a more vibrant environment for media within the facility.

Lucarelli, 79, worked with Cleveland media for more than 50 years and has been affiliated with the Cleveland Browns organization since 1975 with responsibilities in player relations, media services and alumni relations. Lucarelli called the naming of the media center "one of the biggest thrills of my life."

The Cleveland Chapter of the Professional Football Writers of America (PFWA) has named its "Good Guy Award" for Lucarelli. The Good Guy Award is given annually for cooperation with the media and for the way a player carries himself in the community and with his teammates. The National Football Foundation (Northeast Ohio Chapter) Lifetime Achievement Award is also named for Lucarelli.

CLEVELAND BROWNS TRAINING CAMP HISTORY

The Browns Training and Administrative Complex will host 2017 Browns training camp, which marks the 23rd time (1992-95, 1999-2017) the team will have conducted training camp at the facility. Training camp is in association with Discount Drug Mart.

Bowling Green State University.....	1946-51
Hiram College.....	1952-74
Kent State University.....	1975-81
Lakeland Community College.....	1982-91
Berea.....	1992-95, 1999-2017



STAFF

PLAYERS

2017 SEASON

HISTORY

RECORDS

GAME DAY



CLEVELAND BROWNS RADIO NETWORK

In one of the most expansive radio rights deals in the NFL, the Browns in 2013 entered a long-term partnership with two local all-sports stations, CBS Radio's 92.3 The Fan (WKRK-FM) and ESPN 850 WKNR, to broadcast all Browns games. CBS Radio's WNCX (98.5 FM) will also carry live game action in 2017 as the team has a triplecast of games in the local market. The stations will serve as the flagship stations on the University Hospitals Cleveland Browns Radio Network. In addition to game broadcasts, more than 1,000 hours of Browns-related shows will air on the University Hospitals Cleveland Browns Radio Network annually.

The talent lineup for the broadcast team features long-time voice of the Browns Jim Donovan as the play-by-play announcer and former Browns offensive tackle Doug Dieken as analyst, with Nathan Zegura serving as the sideline reporter.



JIM DONOVAN
Play-by-Play Announcer



DOUG DIEKEN
Analyst



CLEVELAND BROWNS DAILY

Cleveland Browns Daily, brought to Browns fans by JACK, the team's official entertainment partner, debuted as a one-hour program in 2011 and expanded to two hours in July of 2013. The show is hosted by Browns senior media broadcaster Nathan Zegura and Matt Wilhelm, who was a member of the Packers' Super Bowl XLV championship team during his eight-year NFL career and was also on Ohio State's 2002 BCS National Championship team.

The show airs on ESPN 850 WKNR, Monday through Friday from 1-3 p.m., 52 weeks a year. *Cleveland Browns Daily* offers comprehensive coverage and analysis of the team both on and off the field. The show is also streamed live on www.ClevelandBrowns.com, www.espnleveland.com and the Browns Mobile App.

Regular contributors to the show include the voice of the Browns, Jim Donovan, and radio analyst Doug Dieken. Guests consist of Browns players, coaches, members of the front office and alumni, as well as various personalities from the football industry, including local and national media.



NATHAN ZEGURA



MATT WILHELM



STAFF

PLAYERS

2017 SEASON

HISTORY

RECORDS

GAME DAY

CLEVELAND BROWNS TV PROGRAMMING

In 2015, the Cleveland Browns began a partnership with News 5 for exclusive year-round programming that now includes *Browns Countdown*, presented by *Elk & Elk*, *The Hue Jackson Show* and *Building the Browns*. Through this multi-year partnership, the Browns and News 5 provide fans exclusive access to Browns players, coaches and the latest Browns news.



Browns Countdown

On Sundays during the season, *Browns Countdown* airs at 11 a.m. each week for an hour-long preview of the game ahead. Tune in each week before all of the team's home and away games to get live updates and the latest information from News 5's Andy Baskin, as well as Nathan Zegura, Matt Wilhelm, Dustin Fox and Browns Legends Hanford Dixon and Bernie Kosar.

The Hue Jackson Show

During the season, *The Hue Jackson Show* airs Friday nights at 7:30 p.m. Hosted by Nathan Zegura, the show features a weekly in-depth interview with Coach Jackson, as well as interviews by Matt Wilhelm and Dustin Fox with impact players.

Building the Browns

Building the Browns airs during the four weeks leading up to the draft and the four weeks leading up to the season, paired with each preseason game. The cameras take you inside team meetings, on the practice field and to players' homes to give fans the opportunity to see the coaches and players as they have never been seen before.



ANDY BASKIN



DUSTIN FOX



HANFORD DIXON



BERNIE KOSAR

STAFF

PLAYERS

2017 SEASON

HISTORY

RECORDS

GAME DAY



WE'RE AS PASSIONATE ABOUT YOUR
TUESDAY MORNING KNEE REHAB
AS WE ARE ABOUT SUNDAY AFTERNOONS.

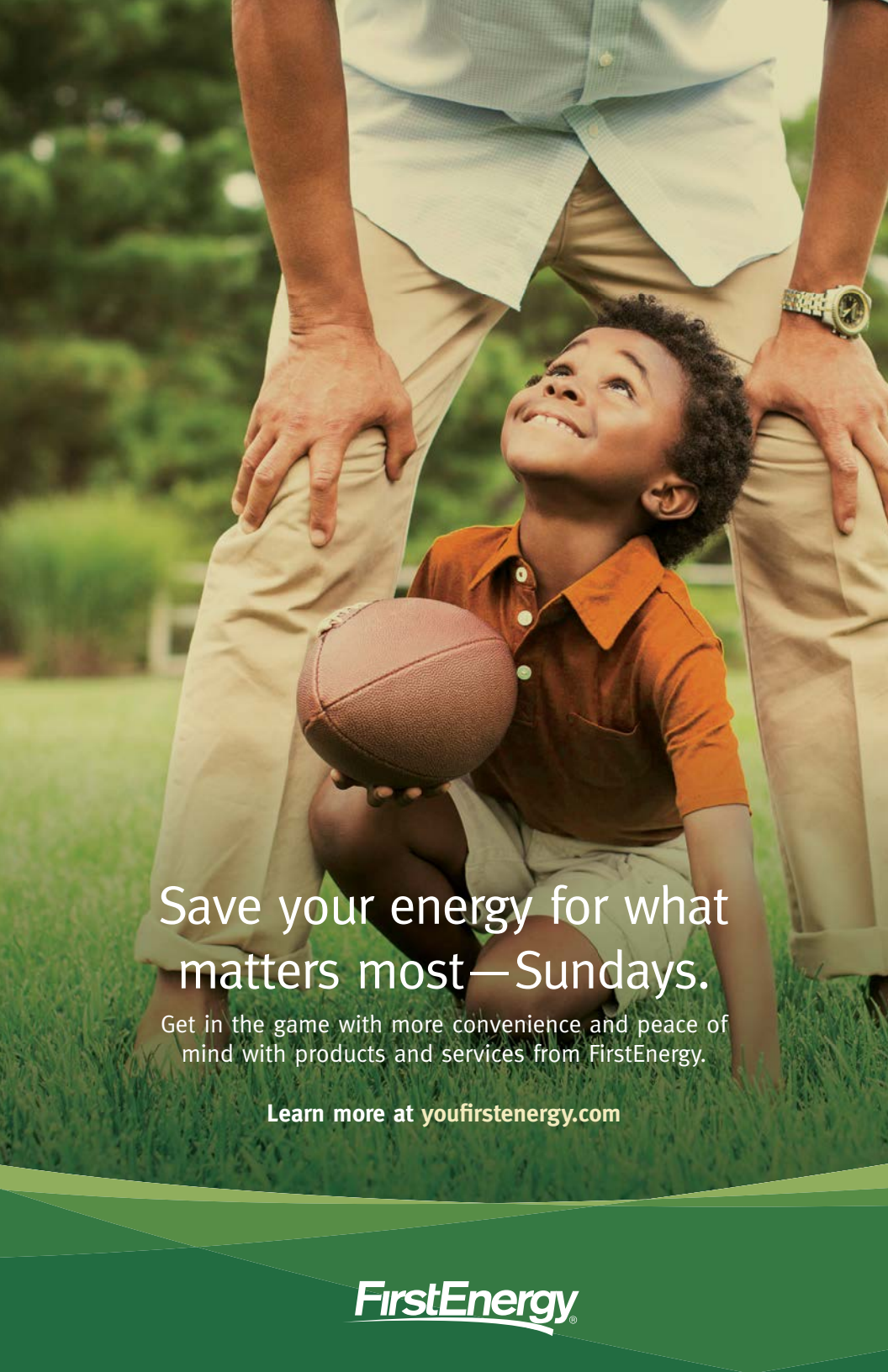


FOR OUR CITY. FOR OUR TEAM.
FOR BROWNS FOOTBALL.



THE OFFICIAL HEALTH CARE PARTNER OF THE
CLEVELAND BROWNS

1-866-705-6595 | UHsports.org



Save your energy for what
matters most—Sundays.

Get in the game with more convenience and peace of
mind with products and services from FirstEnergy.

Learn more at youfirstenergy.com

FirstEnergy[®]