



**PHILADELPHIA EAGLES**

**2017 MEDIA GUIDE**



# PHILADELPHIA EAGLES MEDIA GUIDE



## 2017 SCHEDULE

### PRESEASON

Thurs. Aug. 10	at Green Bay	L, 9-24
<b>Thurs. Aug. 17</b>	<b>BUFFALO</b>	<b>W, 20-16</b>
<b>Thurs. Aug. 24</b>	<b>MIAMI</b>	<b>W, 38-31</b>
Thurs. Aug. 31	at N.Y. Jets	L, 10-16

### REGULAR SEASON

Sun. Sept. 10	at Washington	1:00 p.m. (FOX)
Sun. Sept. 17	at Kansas City	1:00 p.m. (FOX)
<b>Sun. Sept. 24</b>	<b>N.Y. GIANTS</b>	<b>1:00 p.m. (FOX)</b>
Sun. Oct. 1	at L.A. Chargers	4:05 p.m. (FOX)
<b>Sun. Oct. 8</b>	<b>ARIZONA</b>	<b>1:00 p.m. (FOX)</b>
Thurs. Oct. 12	at Carolina	8:25 p.m. (CBS/NFLN)
<b>Mon. Oct. 23</b>	<b>WASHINGTON</b>	<b>8:30 p.m. (ESPN)</b>
<b>Sun. Oct. 29</b>	<b>SAN FRANCISCO</b>	<b>1:00 p.m. (FOX)</b>
<b>Sun. Nov. 5</b>	<b>DENVER</b>	<b>1:00 p.m. (CBS)</b>
Sun. Nov. 19	at Dallas	8:30 p.m. (NBC)
<b>Sun. Nov. 26</b>	<b>CHICAGO</b>	<b>1:00 p.m. (FOX)</b>
Sun. Dec. 3	at Seattle	8:30 p.m. (NBC)
Sun. Dec. 10	at L.A. Rams	4:25 p.m. (FOX)
Sun. Dec. 17	at N.Y. Giants	1:00 p.m. (FOX)
<b>Mon. Dec. 25</b>	<b>OAKLAND</b>	<b>8:30 p.m. (ESPN)</b>
<b>Sun. Dec. 31</b>	<b>DALLAS</b>	<b>1:00 p.m. (FOX)</b>

### POSTSEASON

AFC and NFC Wild Card Playoffs.....	January 6-7
AFC and NFC Divisional Playoffs.....	January 13-14
AFC and NFC Championship Games.....	January 21
Pro Bowl (Orlando, FL) (ESPN).....	January 28
Super Bowl LII (Minneapolis, MN) (NBC).....	February 4

## TEAM INFORMATION

**Mailing Address:** Philadelphia Eagles, NovaCare Complex  
One NovaCare Way, Philadelphia, PA 19145

**Stadium:** Lincoln Financial Field (69,596)

**Training Camp:** NovaCare Complex

**Phone:** (215) 463-2500

**Website:** [PhiladelphiaEagles.com](http://PhiladelphiaEagles.com)

**Facebook:** [/PhiladelphiaEagles](https://www.facebook.com/PhiladelphiaEagles)

**Twitter:** [@EA Eagles](https://twitter.com/EA Eagles) **Instagram:** [@philadelphiaeagles](https://www.instagram.com/philadelphiaeagles)

**Team Colors:** Midnight Green (PMS 316), Silver, Black and White



## EAGLES PUBLIC RELATIONS

Brett Strohsacker, *Director of Public Relations*

**Email:** [bstrohsacker@eagles.nfl.com](mailto:bstrohsacker@eagles.nfl.com) **Twitter:** [@BStrohEagles](https://twitter.com/BStrohEagles)

Zach Groen, *Public Relations Manager*

**Email:** [zgroen@eagles.nfl.com](mailto:zgroen@eagles.nfl.com) **Twitter:** [@ZachGroen](https://twitter.com/ZachGroen)

Anthony Bonagura, *Public Relations Coordinator*

**Email:** [abonagura@eagles.nfl.com](mailto:abonagura@eagles.nfl.com) **Twitter:** [@BonaguraEagles](https://twitter.com/ABonaguraEagles)

John Gonoude, *Public Relations Coordinator*

**Email:** [jgonoude@eagles.nfl.com](mailto:jgonoude@eagles.nfl.com) **Twitter:** [@john\\_gonoude](https://twitter.com/john_gonoude)

Alli Waddington, *Public Relations Intern*

**Email:** [awaddington@eagles.nfl.com](mailto:awaddington@eagles.nfl.com)




A real-time version of the Eagles media guide is available online at [media.philadelphiaeagles.com](http://media.philadelphiaeagles.com) or by visiting [PhiladelphiaEagles.com](http://PhiladelphiaEagles.com) and clicking "MEDIA GUIDE" under the "TEAM" tab on the home page.

The media guide is updated on a daily basis by the Eagles public relations staff.

# JEFFREY LURIE | CHAIRMAN AND CEO



In 1994, Jeffrey Lurie purchased the Philadelphia Eagles, launching the most successful run in franchise history.



During his time as Chairman and CEO, the Eagles have become a perennial contender, establishing a winning tradition by capturing seven NFC East titles, playing in five NFC Championships and making an appearance in Super Bowl XXXIX. This unprecedented run of success led to a greater overall winning percentage, more playoff games (23), and more playoff victories (11) than it had under all previous ownership groups combined.

While Lurie's teams have thrived on the field, he has also built a successful business and community-oriented organization over the two decades that he has served as Chairman and CEO.

After purchasing the Eagles, Lurie recognized that the organization was in need of a total reconstruction, design, and relocation of its office headquarters, practice facility, and stadium. He immediately committed to providing the franchise with everything it needed to succeed and constructed two state-of-the-art facilities in South Philadelphia: the NovaCare Complex (2001) and Lincoln Financial Field (2003).

Although Lincoln Financial Field was erected specifically to house its primary tenant, the Philadelphia Eagles, Lurie also created a multidimensional event destination that could house a wide variety of events. Fittingly, the first ticketed event at the new stadium was a soccer match between Manchester United and FC Barcelona in August 2003.

Since then, Lincoln Financial Field has continued to evolve with an ever-changing entertainment landscape and underwent a two-year, \$125 million revitalization in 2013. Over the years, the venue has hosted high-profile events including sold-out concerts, national and international soccer matches, the NCAA Lacrosse Championships, the Army-Navy Game, Monster Jam, Temple University football games, and more.

Lurie serves on numerous NFL committees, including the Finance Committee, Broadcast Committee, International Committee, and the Super Bowl Advisory Committee.

Lurie is also a thoughtful and compassionate philanthropist. Inspired by his younger brother, who is autistic, Lurie and his entire family are devoted to raising both money and awareness for research on the causes of the neurodevelopmental disorder.

One of Lurie's earliest philanthropic endeavors was the creation of the team's nonprofit charity. Now known as the Eagles Charitable Foundation, this organization provides children in the Philadelphia region with greater access to vision care and supports autism research and services.

"Autism is one of the most under-funded conditions in the country, and we need to raise awareness," Lurie has noted. "Those who have autism are wonderful people, usually highly intelligent, sweet, and caring. They are often unable to effectively communicate with others. A great deal more research needs to be done."

In recognition of the organization's commitment to the community, as well as their Tackling Breast Cancer and Go Green campaigns, the Eagles were presented with the coveted 2011 Sports Team of the Year Award by Beyond Sport, a global organization that promotes, develops and funds the use of sports to create positive social change across the world.

Prior to entering business, Lurie served as an adjunct assistant professor of social policy at Boston University. He earned a B.A. from Clark University, a master's in psychology from Boston University, and a Ph.D. in social policy from Brandeis University.

Born on September 8, 1951, Lurie has two children. He is married and resides in the Philadelphia area with his wife, Tina. In his free time, he enjoys traveling, golfing, tennis, movies, music, and discovering great restaurants.

## BEHIND THE SCENES WITH JEFFREY LURIE



- Favorite Philadelphia restaurants:** Barclay Prime, Nomad, Osteria, Radicchio Café, Tequilas Restaurant, Tinto, Vernick and Vietnam Restaurant
- Favorite Philadelphia breakfast spot:** Honey's Sit N Eat
- Favorite music:** Ranges from The Doors to Bob Marley to Shakira
- First concert attended:** Beach Boys
- Favorite player growing up:** Bobby Orr
- Favorite TV shows of all-time:** Hogan's Heroes, The Fugitive, 24
- Favorite books:** *When Breath Becomes Air*, *The Kite Runner*,
- Favorite all-time movies:** *The Great Escape*, *The Godfather Part II*, *Silver Linings Playbook*
- Favorite recent movie:** *Lion*
- Favorite dog breeds:** Bernese Mountain Dog, Wheaten Terrier

## LURIE'S LANDMARKS



- Is the winningest owner in Eagles history and has led the franchise longer than any owner in team history (22 years)
- One of Lurie's philanthropic endeavors was the creation of the team's non-profit charitable wing in 1995. For 20 years, Eagles Youth Partnership (EYP) served more than 50,000 at-risk children in the greater Philadelphia region annually with a focus on health and education programming
- In 2015, Lurie oversaw EYP's transition to the Eagles Charitable Foundation that now provides children in the local community with greater access to vision care and autism research and services. Its signature program – the Eagles Eye Mobile – travels to local schools to provide free eye exams and prescription eye glasses to under- and uninsured students
- Under Lurie's direction, the Eagles launched the groundbreaking "Go Green!" initiative aimed at reducing the organization's impact on the environment and creating programs that improve the quality of life in the Philadelphia region. In 2008, the Eagles received the Ongoing Commitment Award from the Environmental Media Association
- Lurie's Screen Pass Pictures served as executive producers of *Inocente*, which earned an Academy Award for Best Short Documentary in 2013, and the 2010 documentary film *Inside Job*, which earned the Academy Award for Best Documentary Feature
- Lurie is a director of the NLM Family Foundation, which devotes much of its resources to autism research and education, and he also established the Lurie Family Foundation

## REGULAR-SEASON RECORDS & PLAYOFF APPEARANCES (SINCE 1995)

Rank	Team	Record (Pct.)	Playoff Appearances
1	New England Patriots	245-107 (.696)	17
2	Green Bay Packers	227-124-1 (.646)	17
3	Pittsburgh Steelers	220-131-1 (.626)	16
4	Denver Broncos	217-135 (.616)	14
5	Indianapolis Colts	213-139 (.605)	13
<b>6</b>	<b>Philadelphia Eagles</b>	<b>193-157-2 (.551)</b>	<b>12</b>
7	Seattle Seahawks	192-159-1 (.547)	12

# DON SMOLENSKI | PRESIDENT



Don Smolenski, now in his 19th season with the organization, was originally hired by the team in 1998 as chief financial officer. He was promoted to senior vice president/chief financial officer in 2001 and was named the team's chief operating officer in 2010. In 2012, he was named to his current role of team president.



As president, Smolenski directs the club's business and strategic efforts, including sales, marketing, communications, and operations. He has played a key role in significant projects from the construction of Lincoln Financial Field to the club's internationally recognized environmental and philanthropic programs. During his tenure as president, Smolenski has infused energy and creativity throughout the organization with his engaging leadership style. In 2015, he was named to the Most Admired CEOs list by the *Philadelphia Business Journal* and in 2016 the Philadelphia Eagles were named to Philly.com's Top Workplaces list.

In his first year as president, Smolenski spearheaded a two-year, \$125 million Lincoln Financial Field revitalization project that added 1,600 seats, HD video boards, and graphics paying tribute to the team's history. Over the years, Lincoln Financial Field has hosted high-profile events including sold-out concerts, national and international soccer matches, the NCAA Lacrosse Championships, the Army-Navy Game, Monster Jam, Temple University football, and more.

Smolenski plays an important role in the team's environmental initiatives. Because of their Go Green program, the Eagles have emerged as a leader in environmental stewardship in the sports industry. Those efforts include conservation efforts, recycling programs, and use of renewable energy including wind and solar.

Smolenski serves as the treasurer of the team's public charity, Eagles Charitable Foundation, which provides children in the Philadelphia region with greater access to vision care and provides funds to support autism research and services. In addition, Smolenski helped launch the Eagles Care initiative in 2013. The Eagles Care program forges annual, strategic partnerships with five local nonprofit organizations in order to deepen the impact of the team's community efforts. The Eagles also host an annual Huddle Up For Autism event at Lincoln Financial Field in partnership with the Center for Autism Research at the Children's Hospital of Philadelphia.

In addition to his leadership roles within the Eagles organization, Smolenski is a member of the Greater Philadelphia Chamber of Commerce Board, the FM Global Advisory Board, the Philadelphia Sports Congress, the Panasonic Advisory Board, and the Children's Hospital of Philadelphia (CHOP) Foundation Board of Overseers. Smolenski is also the co-chair of the CHOP Corporate Council and is involved with Leadership Philadelphia, a nonprofit organization that promotes leadership and community involvement. This past year, in partnership with the Philadelphia Sports Congress, Smolenski assisted in bringing the NFL Draft back to Philadelphia for the first time since 1961.

Before joining the Eagles, Smolenski served as chief financial officer for the International Hockey League, where he oversaw all league financial matters and played an integral role in the expansion of the league. Through the development of expansion models and the analysis of league performance models, Smolenski saw the league grow from 12 to 19 teams.

Smolenski began his career as a public accountant with Arthur Andersen.

An outdoor enthusiast, Smolenski enjoys an active lifestyle and has completed the Detroit, Pittsburgh, and Boston Marathons. He earned his Bachelor of Arts degree in biology from Amherst College and holds a Master of Science degree in accounting. Don and his wife, Karen, have two sons, Jake and Shane.

## BEHIND THE SCENES WITH SMOLENSKI



**Favorite Eagles moment:** "Standing on the field after the 2004 NFC Championship game watching 68,000 Eagles fans celebrate."

**Proudest accomplishment with the Eagles:**

"The countless acts of emotional connections between our staff and our fans that I witness every day."

**Favorite part of game day:** "Standing on the upper concourse looking out at all of the Eagles fans tailgating throughout the complex. Always humbling."

**Best thing about Eagles fans:** "Honesty, loyalty and passion."

**Favorite Philadelphia attraction:** Boathouse Row

**Favorite TV show:** *The Simpsons*

**Favorite movie:** *Star Wars*

**Bucket list:** Climbing Mt. Kilimanjaro

**First job:** Newspaper delivery boy



Howie Roseman, executive vice president of football operations, is in his 18th season with the Philadelphia Eagles. Roseman is an influential voice within the organization and provides valuable perspective pertaining to both football and business decisions that help shape the franchise.



Prior to being promoted to his current role, Roseman served as the team's general manager from 2010-14. At the time of his 2010 promotion to general manager, Roseman was just 34 years old and became the youngest NFL executive to be named to the post in 30 years. In his first year as general manager, he oversaw a major overhaul of the roster, making it one of the youngest in the NFL. The revamped Eagles squad earned an NFC East division crown in 2010 and then again in 2013. In 2014, the Eagles won ten games with an NFC-high nine Pro Bowl players.

Since that time, Roseman has overseen the reshaping of a roster that included two separate trades that allowed the Eagles to move up in the first round of the 2016 NFL draft to select North Dakota State QB Carson Wentz. Eight days prior to the start of the 2016 regular season, Roseman executed another trade that sent QB Sam Bradford to the Minnesota Vikings in exchange for a 2017 first-round pick, which the Eagles used to select Tennessee's Derek Barnett, and a 2018 fourth-round pick. Prior to the 2016 and 2017 season, Roseman continued to solidify the team's core by retaining key veterans while adding to the team through free agency and the draft.

Since hiring Roseman in 2000, the Eagles have earned ten playoff berths, seven division titles, five NFC Championship appearances, one NFC Championship crown and a trip to Super Bowl XXXIX.

In addition to overseeing the team's roster moves, Roseman is also responsible for establishing the organization's scouting and personnel department, as well as overseeing the executives who specialize in analytics, sports science, player engagement and NFL compliance.

After relentlessly pursuing jobs in NFL front offices, Roseman finally got his foot in the door as an intern with the Eagles when the team was headquartered at Veterans Stadium.

Roseman was elevated to director of football administration in 2003 and then to vice president of football administration in 2006. In that role, he worked in the personnel department evaluating players around the NFL and for the draft. He also represented the team to the NFL on contract, salary cap and player personnel matters.

In 2007, Roseman was invited to participate in the NFL-Stanford Program for managers at the Stanford Graduate School of Business, a program developed by the NFL to promote development of leaders within the league.

From 2008-09, Roseman served as the team's vice president of player personnel. In that role, he managed the college scouting staff, organized and ran draft meetings, and scouted the top college prospects around the country.

## 2017 OFFSEASON - NOTABLE ADDITIONS



- **March 9** - Agreed to terms with WR **Torrey Smith** on a three-year contract ... Signed LB **Najee Goode** to a one-year contract ... Agreed to terms with WR **Alshon Jeffery** (Chi.) on a one-year contract ... Agreed to terms with G **Chance Warmack** (Ten.) on a one-year contract
- **March 10** - Agreed to terms with G/C **Stefen Wisniewski** on a three-year contract
- **March 13** - Agreed to terms with QB **Nick Foles** (KC) on a two-year contract
- **March 28** - Agreed to terms with DE **Chris Long** (NE) on a two-year contract ... Agreed to terms with CB **Patrick Robinson** (Ind.) on a one-year contract
- **April 4** - Acquired DT **Tim Jernigan** and a 2017 3rd-round pick (99th overall) from Baltimore in exchange for a 2017 3rd-round pick (74th overall)
- **April 27** - Selected DE **Derek Barnett** (Tennessee) in the 1st round (14th overall)
- **April 28** - Selected CB **Sidney Jones** (Washington) in the 2nd round (43rd overall) ... Selected CB **Rasul Douglas** (West Virginia) in the 3rd round (99th overall)
- **April 29** - Selected WR **Mack Hollins** (North Carolina) in the 4th round (118th overall), RB **Donnel Pumphrey** (San Diego State) in the 4th round (132nd overall), WR **Shelton Gibson** (West Virginia) in the 5th round (166th overall), LB **Nathan Gerry** (Nebraska) in the 5th round (184th overall), DT **Elijah Qualls** (Washington) in the 6th round (214th overall)
- **May 18** - Signed RB **LeGarrette Blount** to a one-year contract
- **June 14** - Signed T **Jason Peters** to a one-year contract extension
- **August 3** - Agreed to terms with S **Corey Graham** on a one-year contract
- **August 11** - Acquired CB **Ronald Darby** from Buffalo in exchange for WR **Jordan Matthews** and a 2018 3rd-round pick
- **August 27** - Acquired CB **Dexter McDougle** from the New York Jets in exchange for S **Terrence Brooks**

Roseman is also active in the Philadelphia-area community, contributing to a variety of initiatives involving military and children. He was named Honorary Commander for the Joint Base McGuire-Dix-Lakehurst for his continued efforts with the military. His charitable endeavors have benefited the Alex's Lemonade Stand Foundation, the Boys & Girls Clubs of America, USA Football, Pop Warner and Cop Wheels. He is also a member of the Governing Body of the Global Sports Management Summit and YPO.

Born in Brooklyn, NY, Roseman earned his bachelor's degree from the University of Florida before earning a JD degree from Fordham Law School. Howie and his wife, Mindy, reside in suburban Philadelphia with their four children.

# JOE DOUGLAS | VICE PRESIDENT OF PLAYER PERSONNEL



Joe Douglas, who was hired by the Eagles on May 11, 2016, enters his second season as vice president of player personnel.



Prior to joining the Eagles, Douglas spent the 2015 season as the director of college scouting for the Chicago Bears after working in the Baltimore Ravens' personnel department for 16 years (2000-15).

During his time in Baltimore, Douglas was instrumental in acquiring a number of key performers for the Ravens, both through the draft and during the undrafted free agent signing period. Some of the players that he had a hand in obtaining included QB Joe Flacco, G Ben Grubbs, LB Pernell McPhee, LB C.J. Mosley, K Justin Tucker, CB Lardarius Webb and G Marshal Yanda. Grubbs, Mosley, Yanda and Tucker have combined for 12 Pro Bowls with the Ravens.

"I have known Joe for several years and have admired his work with both the Ravens and the Bears," said Howie Roseman, Eagles executive vice president of football operations. "He is a guy that we had targeted from the outset. I feel that we are very fortunate to have him lead our player personnel department. [Ravens general manager] Ozzie Newsome and [Bears general manager] Ryan Pace spoke very highly of him and his work. He is passionate about football, passionate about scouting and he played a vital role in the success of the Ravens over the last decade."

As a member of the Ravens organization, Douglas held various posts which included serving as the club's national scout (2012-15), Southeast area scout (2009-11), East Coast area scout (2008) and Northeast area scout (2003-07). Douglas was first hired by Baltimore in 2000, where he worked as a player personnel assistant for three years. He was responsible for fall and spring scouting assignments, college workouts and draft visit coordination, managing the team's college video library and assisting the pro personnel department with special teams evaluations of club opponents and unrestricted free agents.

An All-Atlantic 10 selection, Douglas started 45 consecutive games at tackle for the University of Richmond. Following his collegiate playing career, he transitioned into a volunteer assistant coach with the Spiders' football team in 1999.

As an offensive lineman at Lee-Davis High School (Mechanicsville, VA), Douglas was recognized as a two-time all-state honoree.

He and his wife, Shannon, have two daughters, Addison and Leighton, and a son, Thomas.

DOUGLAS' CAREER TIMELINE		
1999	Richmond	Volunteer Asst. Coach
2000-02	Baltimore Ravens	Player Personnel Asst.
2003-07	Baltimore Ravens	Northeast Area Scout
2008	Baltimore Ravens	East Coast Area Scout
2009-11	Baltimore Ravens	Southeast Area Scout
2012-15	Baltimore Ravens	National Scout
2015-16	Chicago Bears	Director of College Scouting
2016-	Philadelphia Eagles	V.P. of Player Personnel

### EAGLES SCOUTING DEPARTMENT

- Joe Douglas**, Vice President of Player Personnel
- Andy Weidl**, Assistant Director of Player Personnel
- Tom Donahoe**, Senior Football Advisor
- Anthony Patch**, Senior Director of College Scouting
- Dwayne Joseph**, Director of Pro Scouting
- Ian Cunningham**, Director of College Scouting
- Mike Bradway**, Assistant Director of College Scouting
- Brandon Brown**, Assistant Director of Pro Scouting
- Trey Brown**, Player Personnel Executive College/Pro
- T.J. McCreight**, Player Personnel Executive
- Alan Wolking**, Southeast Area Scout
- Jim Ward**, Midwest Area Scout
- Ryan Myers**, Pro/College Scout
- Phil Bhaya**, NFS Scout
- Casey Weidl**, College Scouting Coordinator
- Matt Holland**, Pro Scout
- Ted Williams**, Pro Scout
- John Hill**, Pro Scouting Coordinator
- Chris Nolan**, Scouting Assistant
- Patrick McDonough**, Scouting Assistant

# DOUG PEDERSON | HEAD COACH



Doug Pederson was named head coach of the Philadelphia Eagles on January 18, 2016, following a three-year run as the offensive coordinator of the Kansas City Chiefs from 2013-15. In his first season with the Eagles, Pederson helped develop rookie quarterback Carson Wentz, the No. 2-overall pick in the 2016 NFL Draft, and prepared the first-year signal caller to start the regular-season opener vs. the Cleveland Browns.



Under Pederson's direction, Wentz went on to set a team and all-time NFL rookie record with 379 completions, while posting franchise rookie records in pass attempts (607), passing yards (3,782), passing touchdowns (16) and completion percentage (62.4%). Wentz also produced the 4th-most passing yards (3,782) in single-season team history and NFL rookie history. Wentz started all 16 games in his rookie season, becoming the first Eagles quarterback to start all 16 regular-season games since Donovan McNabb in 2008.

Prior to arriving in Philadelphia, Pederson served as the offensive coordinator in Kansas City from 2013-15 and helped guide the Chiefs to a 31-17 regular-season record, which included a 10-0 stretch to close out the 2015 season.

During his time in Kansas City, the Chiefs excelled at protecting the football and committed the third-fewest turnovers (50) in the NFL from 2013-15. Over that span, Kansas City's +29 turnover differential ranked third in the league behind only Seattle (+37) and Carolina (+34), while the Chiefs were the only team to boast two seasons with at least a +12 differential.

In 2015, Pederson helped the Chiefs rebound from a 1-5 start to win a franchise-record 11 consecutive games, including Kansas City's first playoff victory in 22 years. During the Chiefs' regular-season winning streak, which began in Week 7, the club ranked tied for first in the NFL in rushing touchdowns (14), fourth in rushing yards per game (143.8) and tied for fifth in points per game (27.8). Limited turnovers helped propel the team's run, as the Chiefs committed just seven turnovers (four INTs, three fumbles) after Week 6 and finished the 2015 regular season with the second-fewest turnovers in the league (15).

Kansas City acquired QB Alex Smith via trade in 2013 and the 10-year veteran experienced the most productive stretch of his career under Pederson's tutelage: a three-year span during which he set a Chiefs record for wins by a starting quarterback in his first three years as a starter (30). During his three years in Pederson's offense, Smith notched three consecutive 3,000-yard seasons, threw the second-fewest interceptions among quarterbacks with at least 1,000 attempts (20) and ranked fourth among all quarterbacks with 1,183 rushing yards. Smith's 20 interceptions from 2013-15 marked the lowest three-season total of his career in years that he played more than 10 games.

Before joining Kansas City, Pederson served as the quarterbacks coach in Philadelphia from 2011-12. In his first season as the Eagles quarterbacks coach, Pederson helped QB Michael Vick become the second quarterback in NFL history to top the 3,000-yard passing and 500-yard rushing plateaus in consecutive seasons. That year, under Pederson's direction, Vick set career highs in completions (253) and passing yards (3,303) while throwing the third-most touchdowns of his career (18). Vick's yards through the air, combined with his 589 rushing yards, helped Philadelphia's offense record a then-franchise-record 6,386 net yards (now the second-highest total) and notch

## PEDERSON'S COACHING TIMELINE

2005-08	Calvary Baptist Academy	Head Coach
2009-10	Philadelphia Eagles	Offensive Quality Control
2011-12	Philadelphia Eagles	Quarterbacks
2013-15	Kansas City Chiefs	Offensive Coordinator
2016-	Philadelphia Eagles	Head Coach

a team-record 356 first downs. Additionally, the 2011 Eagles offense ranked second in the league in plays of 10-plus yards (258) and tied for second in plays of 20-plus yards (84).

Pederson began his pro coaching career as an offensive quality control coach with the Eagles in 2009 and served in that capacity through the 2010 season. In his two seasons in that role, the Eagles combined for 868 points and set single-season franchise scoring records in back-to-back years (429 in 2009 and 439 in 2010).

In 2010, Pederson assisted an Eagles offense that recorded a then-franchise-record 6,230 net yards (now fourth), which ranked second in the NFL that season, and a then-franchise-record 439 points, which ranked third in the league. The 2010 Eagles ranked tied for first in plays of 20-plus yards (80) and quick-strike touchdown drives (11), and finished second in scoring outside of the red zone (139 points).

During Pederson's first season as an NFL coach (2009), the Eagles offense recorded the fifth-most passing yards in team history (4,089), which at the time ranked second in club annals.

A 12-year NFL veteran, Pederson played quarterback for the Green Bay Packers, Miami Dolphins, Philadelphia Eagles and Cleveland Browns after originally being drafted by the Carolina Panthers in the 1995 expansion draft. Pederson was coached by three of the most successful coaches in NFL history: Don Shula, Mike Holmgren and Andy Reid. Additionally, Pederson played alongside Pro Bowl quarterbacks Brett Favre, Dan Marino, Donovan McNabb and Jim McMahon.

Pederson served as a backup quarterback for Green Bay from 1995-98 and 2001-04, and was part of Packer teams that won Super Bowl XXXI, two NFC Championships (1996 and 1997) and six division titles. Pederson made eight starts for the Browns in 2000 and logged 1,047 yards and two touchdowns on 117 completions. In 1999, Pederson made nine starts for the Eagles, completing 119 passes for 1,276 yards and seven touchdowns.

In a 1993 contest against the Eagles, Pederson was pressed into duty when Dolphins starter Scott Mitchell left the game with a shoulder injury. In the second half, he helped guide Miami to a 19-14 win that marked Don Shula's 325th career victory.

Pederson attended Northeast Louisiana (now Louisiana Monroe) where he earned four letters and was a three-year starter at quarterback. He finished his college career with 6,445 yards and 33 touchdowns on 571-of-1,032 passing. As a senior, Pederson led the Southland Conference in passing when he completed 205 of 367 passes for 2,282 yards and 10 touchdowns. In 1989, he set a school record with 619 passing yards against Stephen F. Austin. Pederson graduated from Northeast Louisiana with a B.B.A. in business management.

The Bellingham, WA, native (born January 31, 1968) earned three letters each in football, baseball and basketball at Ferndale (WA) H.S., where he was an all-league selection at quarterback, safety and kicker and finished his high school career with 1,880 yards and 19 TDs on 106-of-250 passing.

Pederson and his wife, Jeannie, have three sons: Drew, Josh and Joel. Jeannie played basketball at Louisiana College.

# COACHES CAPSULES



## FRANK REICH Offensive Coordinator

2nd year in Philadelphia



- In 2016, his first season with the Eagles, coordinated an offense that was directed by rookie signal caller Carson Wentz. Wentz set a team and all-time NFL rookie record with 379 completions and posted franchise rookie records in pass attempts, passing yards, passing touchdowns and completion percentage. Wentz's 3,782 passing yards marked the fourth-highest total in single-season team history and NFL rookie history
- Helped San Diego Chargers QB Philip Rivers achieve one of the finest stretches of his career, guiding the veteran signal caller to three straight 4,000-yard passing seasons and 92 total TDs from 2013-15
- A former third-round draft choice of the Buffalo Bills in the 1985 NFL Draft, enjoyed a 14-year NFL playing career. Was a part of Bills teams that went to four-straight Super Bowls (1990-1993)
- Engineered the greatest comeback in NFL history, bringing the Bills back from a 32 point second-half deficit to defeat the Houston Oilers in a 1992 Wild Card game

## JIM SCHWARTZ Defensive Coordinator

2nd year in Philadelphia



- In 2016, his first season with the Eagles, guided the team's transition from a 3-4 to a 4-3 defense and oversaw a unit that featured Pro Bowl DT Fletcher Cox and second-team All-Pro Brandon Graham. In addition to Cox and Graham's accolades, second-year linebacker Jordan Hicks led all NFL linebackers with five INTs. The Eagles defense finished third in the NFL in red zone defense (45.1 pct.)
- In 2014, directed a Bills defense that allowed the second-fewest points in the NFL (16.9 ppg), notched a league-high 54 sacks, held opponents to a league-best 33.2 percent third-down conversion rate and allowed the second-lowest cumulative quarterback rating (74.5)
- Served as head coach of the Detroit Lions from 2009-2013. Guided the team to its first playoff berth since 1999 when he coached Detroit to a 10-6 record in 2011
- Spent 10 years with the Tennessee Titans, serving as defensive coordinator from 2001-08. Helped the Titans reach Super Bowl XXXIV and win three division titles
- Attended Georgetown, where he was a four-year letterwinner at linebacker

## DAVE FIPP Special Teams Coordinator

5th year in Philadelphia



- In 2016, the Eagles ranked second in the NFL with a franchise record 27.314 kickoff return average, led the league with five kickoff returns of 50-plus yards, and were the only team to record multiple kickoff returns for TDs (two)
- Under his direction in 2015, the Eagles ranked second in the NFL in punt return average (11.4)
- In 2014, the Eagles ranked first in the annual *Dallas Morning News* special teams rankings compiled by Rick Gosselin. That year, special teams accounted for a franchise-best and NFL-high seven TDs
- Served as assistant special teams coach with the Miami Dolphins (2011-12) and the San Francisco 49ers (2008-10)
- Coached in college for 10 years at San Jose St., Nevada, Cal Poly, Holy Cross and his alma mater, Arizona
- Walked on at Arizona and played from 1994-97 as a safety and special teamer

## EUGENE CHUNG Assistant Offensive Line/ Tight Ends/Run Game

5th year in Philadelphia



- Rejoined Eagles staff in 2016, having previously served as the team's offensive line assistant from 2010-12. Has previously coached with Eagles Head Coach Doug Pederson in both Philly and Kansas City
- In 2016, helped offensive line coach Jeff Stoutland field seven different starting offensive line combinations
- Was the assistant offensive line coach for the Chiefs from 2013-15. In those three seasons, the Chiefs ranked first in the NFL with 54 rushing TDs
- Originally a first-round pick of the New England Patriots in 1992 (13th overall), enjoyed a six-year playing career

## PHILLIP DANIELS Defensive Quality Control/ Assistant Defensive Line

2nd year in Philadelphia



- Joined the Eagles in 2016 and assisted Chris Wilson with a defensive line that featured Pro Bowl DT Fletcher Cox and second-team All-Pro DE Brandon Graham
- Originally a fourth-round pick of the Seahawks in 1996, he played for Seattle (1996-99), Chicago (2000-03) and Washington (2004-10). Totaled 512 tackles, 62 sacks, 51 PDs, 15 forced fumbles and 12 fumble recoveries in his career

## JOHN DeFILIPPO Quarterbacks

2nd year in Philadelphia



- Hired by the Eagles in the 2016 offseason and tutored rookie quarterback Carson Wentz, who set a team and all-time NFL rookie record with 379 completions. Under his direction, Wentz posted franchise rookie records in pass attempts, passing yards, passing TDs and completion percentage. Wentz's 3,782 passing yards marked the 4th-highest total in single-season team history and NFL rookie history
- Served as Cleveland Browns offensive coordinator in 2015 and was the quarterbacks coach of the Oakland Raiders from 2012-14. Helped develop Raiders rookie QB Derek Carr in 2014, as he led all rookies in completions (348), passing yards (3,270) and passing touchdowns (21)
- A former quarterback, he played at Radnor (PA) High School and James Madison

## KEN FLAJOLE Linebackers

2nd year in Philadelphia



- In 2016, coached LB Jordan Hicks and helped the second-year player lead all NFL LBs with five INTs
- Has coached every defensive position in his 38-year coaching career
- Served as the St. Louis Rams' defensive coordinator from 2009-2011 and coached the Carolina Panthers LBs from 2003-08
- Spent 21 years coaching in the college ranks prior to entering the NFL in 1998
- Played collegiately at Pacific Lutheran and Wenatchee Valley CC

## MIKE GROH Wide Receivers

1st year in Philadelphia



- Joined the Eagles in 2017 after serving as the passing game coordinator/wide receivers coach for the L.A. Rams in 2016
- Coached receivers for the Chicago Bears from 2013-15 and oversaw a position group that featured Pro Bowlers Alshon Jeffery and Brandon Marshall. Helped Jeffery hit the 1,000-yard plateau in both 2013 (1,421) and 2014 (1,133)
- Won national championships in 2011-12 as wide receivers coach and recruiting coordinator for the University of Alabama
- Coached at UVA from 2001-08 and served as the OC in his final 3 seasons. Also played QB for the Cavaliers and led the team to bowl victories in 1994 and 1995
- The son of longtime NFL coach Al Groh



# COACHES CAPSULES



## **MATTHEW HARPER** Assistant Special Teams

5th year in Philadelphia



- Enters his fifth year in Philadelphia and his fourth as the team's assistant special teams coach. Worked as assistant defensive backs coach in 2015
- In 2014, the Eagles ranked first in Rick Gosselin's annual *Dallas Morning News* special teams ranking
- Was as a coaching intern and G.A. at Oregon from 2009-12. Played two seasons as a safety at Oregon (2006-07) after transferring from City College of San Francisco
- Son of two-time Nebraska All-America DE and 11-year NFL vet Willie Harper

## **TIM HAUCK** Safeties

2nd year in Philadelphia



- Under his direction in 2016, Malcolm Jenkins returned 2 INTs for TDs and Rodney McLeod set career highs in tackles (117), INTs (3) and PDs (10)
- Served as the defensive coordinator and CBs coach for UNLV from 2013-14
- Enjoyed a 13-year NFL playing career and appeared in 183 regular-season games. Totaled 357 tackles, 16 PDs, six FFs, four FRs and 162 special teams tackles
- Played in 51 games for the Eagles (1999-2002) and logged 158 tackles on defense and 47 tackles on special teams. Started alongside Brian Dawkins in 1999 and finished second on the team with 122 tackles
- Was a two-time first-team All-American safety at Montana

## **JUSTIN PELLE** Tight Ends

5th year in Philadelphia



- Under Peelle's direction in 2016, Zach Ertz logged a career-high 78 catches, marking the second-most by an Eagles TE in franchise history
- In his first season as tight ends coach (2015), Ertz notched a career-high 853 receiving yards
- Played TE for 10 seasons in NFL with San Diego, Miami, Atlanta and San Francisco. Caught 123 passes and 12 TDs
- Drafted in 4th round in 2002 by Chargers from Oregon, where he finished with 70 career catches and 14 scores

## **DUCE STALEY** Running Backs

7th year in Philadelphia



- Originally a third-round pick of Eagles in 1997, enters his seventh season on the Eagles coaching staff and his fifth as running backs coach
- In 2013, helped All-Pro RB LeSean McCoy become the first Eagle to lead the NFL in rushing and scrimmage yards since 1947
- Worked first two seasons in Philadelphia as an assistant special teams coach, while helping with the running backs
- Gained 5,785 yards during his 10-year NFL career with Philadelphia (1997-2003) and Pittsburgh (2004-06)
- Ranks 5th on team's all-time rushing list. Is one of three Eagles to top 200 yards rushing in a game (Steve Van Buren and McCoy)
- Won a Super Bowl with Pittsburgh in 2005
- His Eagle teammates voted him offensive MVP three times (1998, 1999, and 2002)

## **JEFF STOUTLAND** Offensive Line

5th year in Philadelphia



- In 2016, Stoutland helped the Eagles battle injuries by fielding seven different starting offensive line combinations. His only two linemen to start all 16 games (Jason Peters and Jason Kelce) both made the Pro Bowl
- Coached one of the best offensive lines in the nation at Alabama from 2011-12 and helped Crimson Tide to a National Championship in 2012
- Also coached successful offensive lines at Miami, FL (2007-10), Michigan St. (2000-06), Syracuse (1999) and Cornell (1993-96)

## **PRESS TAYLOR** Offensive Quality Control/ Assistant Quarterbacks

5th year in Philadelphia



- In 2016, his first season with the added responsibilities of assistant QBs coach, worked with rookie QB Carson Wentz and helped him set a team and all-time NFL rookie record with 379 completions
- Brother, Zac, is the assistant WRs coach for the L.A. Rams
- Lettered two years as a QB at Marshall after transferring from Butler Community College, where he led the school to two JUCO championships (2007-08)

## **CORY UNDLIN** Defensive Backs


3rd year in Philadelphia



- Coached safety tandem Malcolm Jenkins and Rodney McLeod in 2016 and helped McLeod set career highs in tackles (117), INTs (3) and PDs (10). In his first year coaching Eagles DBs (2015), Jenkins earned his first career trip to the Pro Bowl
- Spent three years with the Denver Broncos prior to arriving in Philadelphia and worked with three Pro Bowl DBs in 2014 - Aqib Talib, Chris Harris Jr., and T.J. Ward
- Also held NFL coaching positions in Jacksonville, Cleveland and New England

## **DINO VASSO** Defensive Quality Control/ Assistant Secondary

2nd year in Philadelphia



- Enters second season with Philadelphia after serving as a coaching assistant with the Kansas City Chiefs (2013-15). Worked primarily with the secondary in K.C.
- Was a four-year DB at the University of New Hampshire
- A native of Crum Lynne, PA, lettered in football at Ridley H.S. in Folsom, PA

## **CHRIS WILSON** Defensive Line

2nd year in Philadelphia



- In his first season with the Eagles, oversaw the d-line's transition to a 4-3. Brandon Graham was named second-team AP All-Pro in his first season back at DE and Fletcher Cox was named to the Pro Bowl
- Coached 23 years in the college ranks including positions at Missouri, USC, Georgia, Mississippi State and Oklahoma
- Coached Jets DE Leonard Williams at USC and worked closely with Cox at Mississippi State
- Played collegiately at Oklahoma where he recorded 303 tackles. Was a 12th-round draft pick of the Chicago Bears in 1992

# EMPLOYEE DIRECTORY



## EXECUTIVE ADMINISTRATION

Jeffrey Lurie . . . . . Chairman and Chief Executive Officer  
Don Smolenski . . . . . President  
Christina Weiss Lurie . . . . . President Eagles Charitable Foundation, Eagles Social Responsibility  
Aileen Dagrora . . . . . Senior Vice President, General Counsel  
Anne Gordon . . . . . Senior Vice President of Marketing, Media & Communications  
Frank Gumienny . . . . . Senior Vice President, Chief Financial Officer  
Jason Miller . . . . . Senior Vice President of Operations  
Ari Roitman . . . . . Senior Vice President of Business

## EXECUTIVE ADMINISTRATION SUPPORT

Tina D'Orazio . . . . . Vice President, Office of the Chairman and CEO  
Lee Ann Hartley . . . . . Director, Office of the Chairman and CEO  
Jessica Maenner . . . . . Executive Assistant to the SVP of Marketing, Media & Communications  
Mary McCafferty . . . . . Executive Support Assistant  
Katy Moroz . . . . . Assistant to Christina Weiss Lurie  
Liz Reed . . . . . Executive Assistant to President  
Gary Richardson . . . . . Driver/Office Assistant  
Tara Sutphen . . . . . Executive Assistant to the Chairman/CEO & Owner

## FOOTBALL OPERATIONS

Howie Roseman . . . . . Executive Vice President of Football Operations  
Dom DiSandro . . . . . Vice President of Team Security  
Alec Halaby . . . . . Vice President of Football Operations and Strategy  
Greg Delimitros . . . . . Director of Equipment Operations  
Patrick Dolan . . . . . Director of Football Technology  
Jon Ferrari . . . . . Director of Football Compliance  
Paul Lancaster . . . . . Director of Player Engagement  
Jake Rosenberg . . . . . Director of Football Administration  
Brian Dawkins . . . . . Executive/Football Operations  
Craig Blake . . . . . Equipment Assistant  
Katie David . . . . . Football Operations Coordinator  
Kevin Dougherty . . . . . Video Director  
Kevin Mahon . . . . . Video Assistant  
Peter Gould . . . . . Equipment Assistant  
Bryce Johnston . . . . . Football Administration Coordinator  
Ryan Maddocks . . . . . Video Assistant  
Edward Miller . . . . . Equipment Assistant  
Taylor Rajack . . . . . Football Operations Analyst  
Chase Perlen . . . . . Quantitative Analyst  
Tom Rossi . . . . . Assistant Director of Football Technology  
Paige Schuck . . . . . Player Personnel Administrative Assistant

## SCOUTING

Joe Douglas . . . . . Vice President of Player Personnel  
Andy Weidl . . . . . Assistant Director of Player Personnel  
Tom Donahoe . . . . . Senior Football Advisor  
Anthony Patch . . . . . Senior Director of College Scouting  
Dwayne Joseph . . . . . Director of Pro Scouting  
Ian Cunningham . . . . . Director of College Scouting  
Mike Bradway . . . . . Assistant Director of College Scouting  
Brandon Brown . . . . . Assistant Director of Pro Scouting  
Trey Brown . . . . . Player Personnel Executive College/Pro  
T.J. McCreight . . . . . Player Personnel Executive  
Alan Wolking . . . . . Southeast Area Scout  
Jim Ward . . . . . Midwest Area Scout  
Ryan Myers . . . . . Pro/College Scout  
Phil Bhaya . . . . . NFS Scout  
Casey Weidl . . . . . College Scouting Coordinator  
Matt Holland . . . . . Pro Scout  
Ted Williams . . . . . Pro Scout  
John Hill . . . . . Pro Scouting Coordinator  
Chris Nolan . . . . . Scouting Assistant  
Patrick McDonough . . . . . Scouting Assistant

## SPORTS SCIENCE TEAM

Chris Peduzzi . . . . . Director of Sports Medicine/Head Athletic Trainer  
Shaun Huls . . . . . Director of High Performance  
Micah Gerhart . . . . . Assistant Athletic Trainer  
Keith Gray . . . . . Assistant Strength Coach  
James Hanisch . . . . . Director of Performance Science  
Josh Hingst . . . . . Head Strength Coach  
Mark Lewis . . . . . Assistant Athletic Trainer  
Michael Minnis . . . . . Performance Nutrition Coordinator  
Joseph O'Pella . . . . . Assistant Athletic Trainer  
Monte Wong . . . . . Assistant Athletic Trainer  
Ben Wagner . . . . . Strength Assistant

## ACCOUNTING

Greg McDonald . . . . . Director of Finance Operations  
Tony Orazi . . . . . Director of Financial Reporting  
Andrew Baczkowski . . . . . Staff Accountant  
Denise Bailey . . . . . Accounts Receivable Coordinator  
Joyce Iman . . . . . Accountant  
Kathleen Rosi . . . . . Payroll Manager  
Andrea Sorli . . . . . Accounting Manager

## HUMAN RESOURCES

Kristie Pappal . . . . . Vice President of Human Resources  
Erik Rausch . . . . . Human Resources Manager  
Colleen Scoles . . . . . Talent Acquisition Manager  
Elsie Gallagher-Firman . . . . . Office Coordinator/Human Resources Assistant

## LEGAL

Marla Axelrod . . . . . Associate Counsel

## CONTENT AND CREATIVE

Eric Long . . . . . Director of Production  
Julie Bacanskas . . . . . Content Coordinator  
Chris Barletto . . . . . Producer  
Christine Dorn . . . . . Graphic Designer  
Ray Doyle . . . . . Producer  
Fran Duffy . . . . . Content Manager  
Loraine Griffiths . . . . . Graphic Designer  
Dana Heberling . . . . . Post Production Manager  
Joe Helder . . . . . Producer  
Melissa Kelly . . . . . Production Coordinator  
Kiel Leggere . . . . . Motion Graphics Designer  
Chris McPherson . . . . . Content Manager  
Mike O'Connor . . . . . Editor/Designer  
Jenn Pirri . . . . . Social Media Coordinator  
Kelly Rafferty . . . . . Production Coordinator  
Nick Rotondi . . . . . Producer  
Christopher Rutledge . . . . . Digital Project Coordinator  
Matthew Schwenk . . . . . Graphic Designer  
Alex Smith . . . . . Content Producer  
Carson Smucker . . . . . Producer  
Dave Spadaro . . . . . Eagles Insider  
Jennifer Terbosic . . . . . Digital Asset Manager  
Bryan Thomas . . . . . Producer  
Samantha Wood . . . . . Digital Platforms Manager

## PUBLIC RELATIONS

Brett Strohsacker . . . . . Director of Public Relations  
Zach Groen . . . . . Public Relations Manager  
Anthony Bonagura . . . . . Public Relations Coordinator  
John Gonoude . . . . . Public Relations Coordinator

# EMPLOYEE DIRECTORY



## COMMUNITY RELATIONS

Julie Hirshey ..... Director of Community Relations  
 Tori Kimberly ..... Community Relations Coordinator  
 Daniel Levy ..... Community Relations Coordinator  
 Carly Pennacchia ..... Community Relations Coordinator

## EAGLES CHARITABLE FOUNDATION

Rachel Weiner ..... Director of Vision Programming  
 Carolyn DeLisi ..... Operations and Events Coordinator  
 Megan Fesolovich ..... Development and Events Coordinator

## INFORMATION TECHNOLOGY

John Pawling ..... Vice President of Information Technology  
 Anthony Cozzi ..... Sr. Director of Software Development  
 Nick Church ..... Lead Software Developer  
 Chris Coslett ..... Assistant Network Administrator  
 Mike Gibboni ..... Systems Administrator  
 Terrance Hopkins ..... Technical Support Specialist  
 Scott Jaudas ..... Telecommunications Administrator  
 Steve Jones ..... Technical Support Specialist  
 Bill Mizell ..... Senior Network Administrator  
 Tanmay Patel ..... Software Developer

## MARKETING

Brian Papson ..... Vice President of Marketing  
 Michael Barone ..... Marketing Coordinator  
 Andrew Gerdes ..... Marketing Coordinator  
 Kevin di Girolamo ..... Assistant to SWOOP  
 Denise Kozul ..... Marketing and Executive Assistant  
 Amanda Marquez ..... Marketing Coordinator  
 Poorya Nayerahmadi ..... Marketing Programs Manager  
 Barbara Zaun ..... Manager of Entertainment Groups

## SPECIAL EVENT SALES

Lynnette Camacho ..... Special Events Sales Director

## SALES AND SERVICE

Brian Napoli ..... Vice President of Corporate Partnerships  
 Greg DeLuca ..... Director of Premium Development  
 Tracy Foster ..... Director of Client Services  
 Christian Molnar ..... Director of Team Relationships  
 Mat Warner ..... Director of Premium Sales and Service  
 Ernie Burrell ..... Director of Corporate Partnerships  
 Pat Jeffries ..... Senior Account Executive, Premium Sales  
 Donnie Lewis ..... Account Executive, Premium Sales  
 Joe Malatesta ..... Manager of Premium Sales  
 Drew Masciangelo ..... Premium Services Suite Manager  
 Matt McKenna ..... Corporate Sales Assistant  
 Nick Michaels ..... Account Executive, Corporate Partnerships  
 Clark Minken ..... Account Executive, Premium Sales  
 Sean O'Hara ..... Account Executive, Corporate Partnerships  
 Jessica Perry ..... Premium Services Coordinator  
 Alexandra Rosetti ..... Premium Services Coordinator  
 Emma Rutherford ..... Premium Services Coordinator  
 Jamie Solomon ..... Premium Services Suite Manager  
 Erica Sorrels ..... Senior Coordinator, Corporate Services  
 Nicole Soskin ..... Corporate Services Coordinator  
 Carley St. Lucia ..... Director of Corporate Partnerships  
 Amanda Stout ..... Corporate Services Coordinator  
 Maura Strohsacker ..... Partnership & Events Manager  
 Amanda Wiener ..... Corporate Services Coordinator

## FACILITIES AND STADIUM OPERATIONS

Ryan Hummel ..... Director of Facilities  
 JP Hayslip ..... Director of Facilities Security  
 Koran Bae ..... Facility Operations Coordinator  
 Otha Bledsoe ..... Electrician  
 Tom Brennan ..... Lincoln Financial Field Facility Manager  
 Jason Burd ..... Carpenter  
 Eugene Byrd ..... Operations Assistant  
 Tom Caracciolo ..... Conversion Manager  
 Edward Dean ..... Facilities  
 Chris DeBellis ..... NovaCare Facility Manager  
 Fred DeVice ..... Controls Technician  
 Chris Fink ..... Facility Project Assistant  
 Louis Giorla ..... Carpenter  
 Michael Hartman ..... Carpenter  
 Bob Hellmuth ..... Steamfitter  
 Tom Hummel ..... Carpenter/Foreman  
 Herbert Keyser ..... Electrician/Foreman  
 Jim McGurk ..... CMMS Administrator  
 Ray Murphy ..... Plumber/Foreman  
 Jennifer Mastrangelo ..... Operations Administration Manager  
 Greg Poda ..... Concessions/Suites Operations Manager  
 Rich Prutzman ..... Warehouse Supervisor  
 Tom Riley ..... Steamfitter/Foreman  
 David Sullivan ..... Building A/V Engineer  
 Jeffrey Tesler ..... Carpenter  
 Richard Triebel ..... Plumber  
 Stephen Weingarten ..... Operations Support Coordinator  
 Wayne Zarnowski ..... Electrician

## TICKET & FAN SERVICES

Laini DeLawter ..... Vice President of Ticket & Fan Services  
 Kevin Sorli ..... Director of Ticketing  
 Norman Vossuschulte ..... Director of Fan Experience  
 Hannah Barber ..... Ticket Operations Manager  
 Bridget Carrigan ..... Premium Ticket Operations Coordinator  
 Brian Dea ..... Fan Experience Manager  
 Catherine Dunn ..... Fan Services Manager  
 Vanessa Herrman ..... Game Day Staff Payroll and Scheduling Manager  
 Doug Lesser ..... Ticket Operations Finance Manager  
 Jim McCafferty ..... Ticket Manager, Special Events  
 Jessica Sharon ..... Fan Experience Coordinator  
 Brandon Sochovka ..... Season Ticket Member Services Coordinator

## MERCHANDISE

Emily McNichol ..... Merchandise Director  
 Annie Bobbe ..... Pro Shop Manager, Cherry Hill  
 Isaac Brubaker ..... Pro Shop Manager, Lancaster  
 Timothy Crouch ..... Merchandise Operations Specialist  
 Kevin Morganti ..... Retail Operations Manager

## GROUNDS

Tony Leonard ..... Director of Grounds  
 Chris Weaver ..... Landscape Coordinator  
 Eddie Harbaugh ..... Assistant Sports Field Manager  
 Marc Corcoran ..... Mechanic

## EVENT OPERATIONS

Chris Sharkoski ..... Director of Event Operations  
 Colette Brandt ..... Events Coordinator  
 Kate Duggan ..... Events Coordinator  
 Lauren Gress ..... Events Coordinator

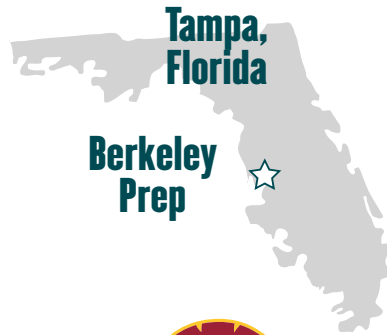
## CRM

Dan Ryan ..... CRM Manager  
 Julia Fabiani ..... Email Marketing Specialist

# WR NELSON AGHOLOR 13



**6-0 | 198**  **3rd Year**  
**BORN: May 24, 1993 (Age 24)**



**Tampa, Florida**

**Berkeley Prep** 



**USC**

**D1-15 (20th overall)**  
**by Philadelphia**



Nelson Agholor was originally selected by the Eagles in the 1st round (20th overall) of the 2015 NFL Draft. Agholor finished his collegiate career at USC with 179 receptions for 2,571 yards and 20 TDs in 40 games (30 starts), while setting a school record with 4 punt return TDs.

## NCAA RECEIVING LEADERS

100+ RECEPTIONS & 12+ TDs (2014 SEASON)



**NELSON AGHOLOR**  
104-12



**AMARI COOPER**  
124-16



**NELSON SPRUCE**  
106-12

## MOST RECEPTIONS

USC SINGLE-SEASON HISTORY

Marqise Lee (2012)	118
Robert Woods (2011)	111
<b>Nelson Agholor (2014)</b>	<b>104</b>
Keyshawn Johnson (1995)	102
Mike Williams (2003)	95

## THREE STEP DROP

If he could be a superhero, he would be: **The Flash**

First job: **Cashier at PDQ**

Pregame ritual: **Calls his mother on the phone to pray with her**

If he could play another sport, what position/team: **PG, New York Knicks**

Hobbies: **Cooking. "My best meal is yellow rice, pork chops and plantains."**

Best player he has faced: **"Patrick Peterson is a great competitor."**

Favorite books: **Things Fall Apart by Chinua Achebe & Oh, the Places You'll Go by Dr. Seuss**

Three favorite throwback jerseys: **Michael Jordan, Emsley A. Laney High School; Reggie Bush, USC; Charlie Ward, Florida State**

## CAREER HIGHLIGHTS

### 2016 - PHILADELPHIA EAGLES (15/14)

- Posted a career-high 4 receptions on four occasions: 9/11/16 vs. Cle. (57 yards, 1 TD), 9/19/16 at Chi. (42 yards), 11/6/16 at NYG (41 yards), 12/4/16 at Cin. (23 yards)
- Registered a season-long 40-yard TD in the second quarter vs. NYG (12/22/16), giving the Eagles their largest lead (21-6) of the game
- Caught a 35-yard TD in the third quarter of the Eagles' 29-10 opening day victory vs. Cle. (9/11/16)

### 2015 - PHILADELPHIA EAGLES (13/12)

- Recorded the first TD of his NFL career on a career-long 53-yard reception to give the Eagles a 14-7, second-quarter advantage in the 23-20 win vs. Buf. (12/13/15)

# WR NELSON AGHOLOR 13



## AGHOLOR'S CAREER STATISTICS

Year	Team	GP/S	RECEIVING					OFF SNAPS	
			No	Yards	Avg	Lg	TD	No	Pct
2015	Philadelphia	13/12	23	283	12.3	53t	1	671	58%
2016	Philadelphia	15/14	36	365	10.1	40t	2	883	78%
<b>Totals</b>		<b>28/26</b>	<b>59</b>	<b>648</b>	<b>11.0</b>	<b>53t</b>	<b>3</b>	<b>---</b>	<b>---</b>

## ADDITIONAL CAREER STATISTICS

**Fumbles/Lost:** (2/1) - 2015 (1/1); 2016 (1/0)

**Kickoff Returns:** 5 for 92 yards (18.4 avg.) in 2016

## CAREER HIGHS

<b>Receptions</b>	4	4x, last: 12/4/16 at Cin.
<b>Receiving Yards</b>	64	10/4/15 at Was.
<b>Receiving Long</b>	53t	12/13/15 vs. Buf.
<b>Receiving TDs</b>	1	3x, last: 12/22/16 vs. NYG

## CAREER HIGHLIGHTS (Continued)

- His 53-yard TD against the Bills was the longest TD reception by an Eagles rookie since **Hank Baskett** corralled TDs of 89 and 87 yards during the 2006 campaign

## COLLEGE HIGHLIGHTS

- Compiled 3,572 all-purpose yards and 24 career TDs and became just the 12th Trojan to notch 2,000 receiving yards
- Totaled 540 yards on 37 punt returns (14.6 avg.) and set a school record with 4 punt return TDs. Also recorded 24 kickoff returns for 443 yards (18.5 avg.)
- Finished 8th on the USC career receptions list (179) and 7th on the career punt return yardage list (540), becoming the only Trojan to rank among the school's career Top-8 receivers and Top-7 punt returners
- Accumulated eight 100-yard receiving games in his career, including two 200-yard performances, which is tied for the most ever by a Trojan receiver
- Started all 13 games as a junior in 2014 and led the team with 104 receptions, 1,313 yards and 12 TDs, which were all career highs

## HIGH SCHOOL STANDOUT

Agholor attended Berkeley Prep High School in Tampa, FL, earning All-America honors as a senior running back, wide receiver, cornerback and safety. In his career, Agholor notched 4,732 rushing yards, 921 receiving yards, 12 INTs and 8 kickoff return TDs.

As a senior, Agholor accumulated 212 carries for 1,983 yards and 28 TDs and 10 receptions for 117 yards and 2 TDs. He also racked up 35 tackles and 3 INTs on defense while returning 8 punts for a 32.0-yard average.

As a junior, Agholor had 1,440 yards on offense, 3 INTs on defense and 323 return yards.

## 2016 GAME-BY-GAME STATISTICS

Date	Opp	GP/S	Rec	Yds	Avg	Lg	TD	Snaps	Pct	
Sep 11	Cle	W 1/1	4	57	14.3	35t	1	67	87%	
Sep 19	at Chi	W 1/1	4	42	10.5	18	0	56	78%	
Sep 25	Pit	W 1/1	3	21	7.0	11	0	52	82%	
Oct 9	at Det	L 1/1	2	27	13.5	18	0	48	79%	
Oct 16	at Was	L 1/0	3	34	11.3	18	0	42	81%	
Oct 23	Min	W 1/1	2	10	5.0	6	0	43	74%	
Oct 30	at Dal	L 1/1	3	25	8.3	11	0	71	91%	
Nov 6	at NYG	L 1/1	4	41	10.3	23	0	69	92%	
Nov 13	Atl	W 1/1	2	7	3.5	4	0	72	91%	
Nov 20	at Sea	L 1/1	0	0	--	--	0	70	88%	
Nov 28	GB	L 0/0	INACTIVE							
Dec 4	at Cin	L 1/1	4	23	5.8	8	0	80	100%	
Dec 11	Was	L 1/1	2	22	11.0	13	0	68	87%	
Dec 18	at Bal	L 1/1	1	9	9.0	9	0	85	98%	
Dec 22	NYG	W 1/1	2	47	23.5	40t	1	54	96%	
Jan 1	Dal	W 1/1	0	0	--	--	0	6	8%	
<b>Totals</b>			<b>15/14</b>	<b>36</b>	<b>365</b>	<b>10.1</b>	<b>40t</b>	<b>2</b>	<b>883</b>	<b>78%</b>



As a sophomore, Agholor made All-State as he ran for 970 yards with 15 TDs and had 14 receptions for 239 yards with 3 TDs on offense, while totaling 31 tackles and 4 INTs on defense.

As a freshman, Agholor had 1,400 all-purpose yards and 5 INTs.

Agholor also played basketball at Berkeley, where he averaged 12.8 points, 4.8 rebounds, 4.3 assists and 2.3 steals as a senior.

## BIRDSEED

Agholor, who was a communication major at USC, was originally born in Nigeria and moved to the United States when he was 5 years old. Agholor is the son of Felix and Caroline and is the fourth of five children. His father played high-level soccer in Nigeria.



## 2015 GAME-BY-GAME STATISTICS

Date	Opp	GP/S	Rec	Yds	Avg	Lg	TD	Snaps	Pct
Sep 14	at Atl	L 1/1	1	5	5.0	5	0	59	80%
Sep 20	Dal	L 1/1	3	31	10.3	12	0	47	76%
Sep 27	at NYJ	W 1/1	0	0	---	--	0	68	93%
Oct 4	at Was	L 1/1	3	64	21.3	45	0	54	96%
Oct 11	NO	W 1/1	1	5	5.0	5	0	34	40%
Oct 19	NYG	W 0/0	INACTIVE (ANKLE)						
Oct 25	at Car	L 0/0	INACTIVE (ANKLE)						
Nov 8	at Dal	W 0/0	INACTIVE (ANKLE)						
Nov 15	Mia	L 1/0	3	32	10.7	21	0	53	55%
Nov 22	TB	L 1/1	3	11	3.7	7	0	54	76%
Nov 26	at Det	L 1/1	2	15	7.5	12	0	39	66%
Dec 6	at NE	W 1/1	0	0	---	--	0	33	54%
Dec 13	Buf	W 1/1	3	62	20.7	53t	1	59	77%
Dec 20	Ari	L 1/1	0	0	---	--	0	57	89%
Dec 26	Was	L 1/1	2	35	17.5	18	0	68	84%
Jan 3	at NYG	W 1/1	2	23	11.5	16	0	46	70%
<b>Totals</b>		<b>13/12</b>	<b>23</b>	<b>283</b>	<b>12.3</b>	<b>53t</b>	<b>1</b>	<b>671</b>	<b>58%</b>

## COLLEGE HIGHLIGHTS (Continued)

- Earned *Associated Press* third-team All-America and first-team All-Pac-12 honors while finishing as one of 10 semifinalists for the Biletnikoff Award (the nation's top wide receiver). Also won USC's Offensive Perimeter Player of the Year Award
- His 104 receptions in 2014 rank 3rd on USC's all-time single-season list and 6th in Pac-12 Conference history
- As a sophomore in 2013, was named to the All-Pac-12 second team as a return specialist and was an honorable-mention selection as a WR. Started all 14 games and racked up 56 receptions for 918 yards and 6 TDs
- His 19.1 punt return average in 2014 was a USC single-season record and ranked 2nd nationally
- Made the 2012 *Scout.com* Freshman All-America second team after playing in all 13 games and tallying 19 catches for 340 yards and 2 TDs while returning 5 kickoffs for 121 yards

## TRANSACTIONS

- 2015**      Drafted by PHI in 1st round (20th overall)  
Signed 4-year contract

# DT BEAU ALLEN 94



**6-3 | 327**  **4th Year**  
**BORN: Nov. 14, 1991 (Age 25)**

**Minnetonka,  
Minnesota**



**Minnetonka  
High School**



**Wisconsin**

**D7-14 (224th overall)  
by Philadelphia**

## THREE STEP DROP

In any other sport, what position would you play and what team: **Enforcer/left winger for the Philadelphia Flyers**

Favorite athlete to watch now: **Legendary angler Roland Martin**

Favorite meal: **Mom's Porcupine Meatballs (meatballs with rice inside)**

Favorite book: **Lonesome Dove by Larry McMurtry**

Biggest Pet Peeve: **When people with read receipts don't text you back**

First jersey owned: **Brett Favre, Green Bay Packers**

Three favorite throwback jerseys: **Reggie White, Eagles; Reggie White, Packers; one of the Hanson Brothers, Charlestown Chiefs (Slap Shot)**



A seventh-round pick of the Eagles from Wisconsin in 2014, **Beau Allen** contributed as a member of the defensive line rotation in all 48 games of his first three NFL seasons. Allen, who also never missed a game in college, finished his Badger career with 94 tackles and eight sacks en route to becoming a two-time All-Big Ten honorable mention selection (2012-13).

In 2016, Allen became the first Eagle since **Dan Klecko** in 2008 to play on both sides of the football in the same game. Allen played 17 snaps as a defensive tackle and four as a fullback vs. Cleveland on opening day (9/11/16).

## CAREER HIGHLIGHTS

### 2016 - PHILADELPHIA EAGLES (16/3)

- Registered career highs in games started (three), tackles (32), tackles for loss (four) and defensive snaps played (412, 40%). Also added a half-sack and his first-career fumble recovery
- Posted a half-sack of **Joe Flacco** at Bal. (12/18/16)
- Started in place of **Bennie Logan** vs. Min. (10/23/16) and recorded three tackles, two QB pressures, and his first career fumble recovery
- Played 17 snaps as a DT and four as a FB vs. Cle. (9/11/16) and served as a lead blocker on a 1-yd. TD run by **Ryan Mathews**. Became the first Eagle since **Dan Klecko** in 2008 to play on both sides of the football in the same game

### 2015 - PHILADELPHIA EAGLES (16/2)

- Registered a career-high 6 tackles at Was. (10/4/15) and at NYG (1/3/16)



## ALLEN'S CAREER STATISTICS

Year	Team	GP/S	TACKLES					PASS DEFENSE					FUMBLES			DEF SNAPS		
			Total	Solo	Asst	TFL	Sacks	Int	Yds	Lg	TD	PD	Hur	FF	FR	Yds	No	Pct
2014	Philadelphia	16/0	15	8	7	0.0	0.5	0	0	--	0	0	1	0	0	0	195	17%
2015	Philadelphia	16/2	31	19	12	1.0	0.0	0	0	--	0	1	2	0	0	0	343	28%
2016	Philadelphia	16/3	32	19	13	4.0	0.5	0	0	--	0	0	7	0	1	0	412	40%
<b>Totals</b>		<b>48/5</b>	<b>78</b>	<b>46</b>	<b>32</b>	<b>5.0</b>	<b>1.0</b>	<b>0</b>	<b>0</b>	<b>--</b>	<b>0</b>	<b>1</b>	<b>10</b>	<b>0</b>	<b>1</b>	<b>0</b>	<b>---</b>	<b>---</b>

## CAREER HIGHS

<b>Total Tackles</b>	6	2x, last: 1/3/16 at NYG
<b>Solo Tackles</b>	4	1/3/16 at NYG
<b>Sacks</b>	0.5	2x, last: 12/18/16 at Bal.
<b>Hurries</b>	3	10/23/16 vs. Min.
<b>PDs</b>	1	10/4/15 at Was.
<b>FFs</b>	--	---
<b>FRs</b>	1	10/23/16 vs. Min.



## “THE ALLEN” RECLINER

In the 2016 offseason, Allen starred in a commercial for Bob's Discount Furniture along with the company's co-founder Bob Kaufman. The store now offers a recliner named after the defensive tackle called “The Allen.”

## BIRDSEED

Allen is the son of Susie and Matt Allen. Matt is a senior vice president of sales for Elizabeth Arden and Susie is a registered nurse. Matt also was the varsity spirit squad captain at Wisconsin.

Allen's brother, Jack, works in finance in New York City, and his sister, Grace, now attends the University of Wisconsin after helping her team win the state basketball championship as a senior at Minnetonka High School.

Allen's grandfather, Fred T. Westphal, was an All-American swimmer at Wisconsin (1956-59). His uncle, John Westphal, played football for the Badgers (1980-81).

Allen has a Vizsla dog named Penny (short for Penelope Anne Lumpkins, Jr. Allen III).

Allen was nicknamed “The Polar Bear” at Wisconsin due to his size and northern heritage.

## THE UNZIPPED

Allen played bass guitar from 7th through 9th grade for a band called THE UNZIPPED. Recalled Allen, “We were the undisputed winners of our 8th grade talent show at Minnetonka Middle School. We played classic rock like Led Zeppelin and Van Halen.”



## BIGGEST FOOTBALL INFLUENCE

Allen claims his football career was most influenced by his position coach at Wisconsin, Charlie Partridge, now the head coach at Florida Atlantic. “I thought he was a great coach and I had a lot of respect for him and the way he went about his business. I think he taught us the right way.”

## HIGH SCHOOL STANDOUT

Allen was an all-state selection by the *Associated Press* as a senior at Minnetonka HS. Allen also played hockey, lacrosse and participated in track and field in high school. He was a member of the 2009 Minnesota state champion lacrosse team.



## TRADITION ... ALL SEVEN LAYERS OF IT

Allen is really proud of his family tradition of having a seven-layer jello at every holiday meal. “I can't even describe how big a deal this is in our family. My mother makes it and we don't even wait for dessert to eat it. It's an appetizer.”







## 2016 GAME-BY-GAME STATISTICS

Date	Opp	GP/S	Tot	Solo	Sk	Hur	PD	FF	FR	Snaps	Pct
Sep 11	Cle	W	1/0	1	0	0.0	0	0	0	17	33%
Sep 19	at Chi	W	1/0	2	2	0.0	0	0	0	11	21%
Sep 25	Pit	W	1/0	0	0	0.0	0	0	0	17	28%
Oct 9	at Det	L	1/0	1	0	0.0	0	0	0	8	13%
Oct 16	at Was	L	1/0	3	2	0.0	0	0	0	43	58%
Oct 23	Min	W	1/1	3	2	0.0	3	0	1	51	67%
Oct 30	at Dal	L	1/1	1	1	0.0	0	0	0	54	69%
Nov 6	at NYG	L	1/1	5	3	0.0	0	0	0	49	77%
Nov 13	Atl	W	1/0	0	0	0.0	0	0	0	9	18%
Nov 20	at Sea	L	1/0	1	0	0.0	1	0	0	24	36%
Nov 28	GB	L	1/0	2	1	0.0	0	0	0	25	35%
Dec 4	at Cin	L	1/0	2	0	0.0	0	0	0	22	34%
Dec 11	Was	L	1/0	2	1	0.0	0	0	0	15	31%
Dec 18	at Bal	L	1/0	4	3	0.5	1	0	0	22	38%
Dec 22	NYG	W	1/0	3	2	0.0	2	0	0	29	33%
Jan 1	Dal	W	1/0	2	2	0.0	0	0	0	16	29%
<b>Totals</b>			<b>16/3</b>	<b>32</b>	<b>19</b>	<b>0.5</b>	<b>7</b>	<b>0</b>	<b>0</b>	<b>412</b>	<b>40%</b>

## 2015 GAME-BY-GAME STATISTICS

Date	Opp	GP/S	Tot	Solo	Sk	Hur	PD	FF	FR	Snaps	Pct
Sep 14	at Atl	L	1/0	2	2	0.0	0	0	0	12	16%
Sep 20	Dal	L	1/0	2	0	0.0	0	0	0	19	22%
Sep 27	at NYJ	W	1/0	1	0	0.0	0	0	0	28	35%
Oct 4	at Was	L	1/0	6	3	0.0	1	0	0	54	64%
Oct 11	NO	W	1/0	1	1	0.0	0	0	0	21	30%
Oct 19	NYG	W	1/0	1	1	0.0	0	0	0	11	16%
Oct 25	at Car	L	1/0	0	0	0.0	0	0	0	15	25%
Nov 8	at Dal	W	1/0	2	1	0.0	0	0	0	9	12%
Nov 15	Mia	L	1/0	0	0	0.0	0	0	0	8	12%
Nov 22	TB	L	1/0	0	0	0.0	0	0	0	16	21%
Nov 26	at Det	L	1/0	2	1	0.0	0	0	0	21	29%
Dec 6	at NE	W	1/0	1	1	0.0	2	0	0	15	17%
Dec 13	Buf	W	1/0	1	1	0.0	0	0	0	18	24%
Dec 20	Ari	L	1/0	2	1	0.0	0	0	0	19	25%
Dec 26	Was	L	1/1	4	3	0.0	0	0	0	38	51%
Jan 3	at NYG	W	1/1	6	4	0.0	0	0	0	39	46%
<b>Totals</b>			<b>16/2</b>	<b>31</b>	<b>19</b>	<b>0.0</b>	<b>2</b>	<b>1</b>	<b>0</b>	<b>343</b>	<b>28%</b>

## CAREER HIGHLIGHTS (Continued)

### 2014 - PHILADELPHIA EAGLES (16/0)

- Notched the first sack of his career, helping bring down **Ryan Fitzpatrick** in a win at Hou. (11/2/14)

## COLLEGE HIGHLIGHTS

- Set a school record with 54 games played, having never missed a contest in his college career. A three-time Academic All-Big Ten selection (2011-13) and consensus All-Big Ten honorable mention choice (2012-13)
- A four-year letterwinner, rounded out his Wisconsin career with 94 tackles (15 TFLs), eight sacks, two blocked kicks and a fumble recovery for a TD after a blocked punt during his senior campaign
- Started all 13 games as a senior in 2013, registering 20 tackles (two TFLs), 1.5 sacks and a fumble recovery
- As a junior in 2012, ranked second on the team with 7.5 TFLs, while also tallying 37 tackles, 2.5 sacks and a forced fumble in all 14 starts
- Finished second on the team with four sacks as a sophomore in 2011, in addition to 22 tackles (5.5 TFLs) in 14 games

## 2014 GAME-BY-GAME STATISTICS

Date	Opp	GP/S	Tot	Solo	Sk	Hur	PD	FF	FR	Snaps	Pct
Sep 7	Jax	W	1/0	1	1	0.0	0	0	0	19	26%
Sep 15	at Ind	W	1/0	0	0	0.0	0	0	0	10	14%
Sep 21	Was	W	1/0	2	2	0.0	0	0	0	13	24%
Sep 28	at SF	L	1/0	2	2	0.0	0	0	0	13	16%
Oct 5	StL	W	1/0	0	0	0.0	1	0	0	14	19%
Oct 12	NYG	W	1/0	1	0	0.0	0	0	0	19	30%
Oct 26	at Ari	L	1/0	0	0	0.0	0	0	0	9	13%
Nov 2	at Hou	W	1/0	1	0	0.5	0	0	0	8	13%
Nov 10	Car	W	1/0	2	1	0.0	0	0	0	20	24%
Nov 16	at GB	L	1/0	3	2	0.0	0	0	0	16	24%
Nov 23	Ten	W	1/0	0	0	0.0	0	0	0	20	29%
Nov 27	at Dal	W	1/0	1	0	0.0	0	0	0	7	11%
Dec 7	Sea	L	1/0	1	0	0.0	0	0	0	13	15%
Dec 14	Dal	L	1/0	0	0	0.0	0	0	0	5	6%
Dec 20	at Was	L	1/0	1	0	0.0	0	0	0	2	4%
Dec 28	at NYG	W	1/0	0	0	0.0	0	0	0	7	9%
<b>Totals</b>			<b>16/0</b>	<b>15</b>	<b>8</b>	<b>0.5</b>	<b>1</b>	<b>0</b>	<b>0</b>	<b>195</b>	<b>17%</b>

## TRANSACTIONS

- 2014** Drafted by PHI in 7th round (224th overall)  
Signed 4-year contract

# DE DEREK BARNETT 96



6-3 | 259 Rookie

BORN: June 25, 1996 (Age 21)

Brentwood,  
Tennessee



Brentwood  
Academy



Tennessee

D1-17 (14th overall)  
by Philadelphia

## MOST SACKS

UNIVERSITY OF TENNESSEE HISTORY



DEREK  
BARNETT  
(2014-16)  
**33.0**



REGGIE  
WHITE  
(1980-83)  
**32.0**

## TACKLES FOR LOSS

UNIVERSITY OF TENNESSEE HISTORY

53.0 Leonard Little (1995-97)

52.0 Derek Barnett (2014-16)

Derek Barnett was selected by the Eagles with the 14th-overall pick in the 2017 NFL Draft following a highly-decorated, three-year career at the University of Tennessee. In 2016, Barnett was named first-team All-America by the *Associated Press* after registering 13.0 sacks, bringing his career total to 33.0 and surpassing Pro Football Hall of Famer and Eagles legend Reggie White for the school record.



## TOTAL PRESSURES

NCAA EDGE DEFENDERS IN 2016  
(PRO FOOTBALL FOCUS)

Hunter Dimick (Utah) 83

Derek Barnett (Tenn.) 78

Trey Hendrickson (FAU) 77

## COLLEGE HIGHLIGHTS

- Played in all 39 games (36 starts) during his three-year career at the University of Tennessee, where he set a new school record with 33.0 career sacks. Surpassed the previous record of 32.0 set by Pro Football Hall of Famer and Eagles legend Reggie White (1980-83)
- Compiled 52.0 TFL in his career, finishing 2nd all-time in school history behind Leonard Little (53.0 from 1995-97)
- Earned first-team All-America honors from the *Associated Press* as a junior in 2016 after registering a career-high 13.0 sacks with 56 total tackles, 19 TFL, 16 hurries and 2 FFs
- Named second-team All-SEC by the *Associated Press* after starting all 13 games and leading the team with 10.0 sacks as a sophomore in 2015. Also finished 3rd on the Volunteers defense with 69 total tackles



## MOTHER'S INSPIRATION

Barnett considers his mother, Christine, his best friend and inspiration. Christine, who works in a UPS warehouse and at times has held three jobs to support her three children, instilled a humble attitude in Barnett at an early age.

"She always told me, 'Stay humble and put your head down and just work.' I think I get that attitude from her. Even though she worked a lot, she was still always there and made sure I had everything I needed."

Barnett noted in his pre-draft *Players' Tribune* article that his mother deserves to be taken care of for all of her hard work, but she admirably prefers to live her life as usual.

"She's already told me that she's going to keep her same job at the UPS warehouse — on her feet, sweating, sorting packages on a tight deadline — even after I make it to the league."



## NFL DRAFT COVER LETTER

Prior to the 2017 NFL Draft, Barnett penned a letter in *The Players' Tribune* to the league's general managers.

"I just thought it was a great way to express my feelings, and my mom thought it would be a good idea to get that letter out as well."

Barnett expressed his admiration for Reggie White, whose career sacks record he broke at the University of Tennessee, but assured readers that his work was not done yet.

"Right now, you might know me as the kid who broke Reggie White's sack record at Tennessee, but that's not the only thing I'm going to be remembered for by the time I leave this game. I promise you that."

## REGGIE WHITE'S RECORD

As a junior at the University of Tennessee in 2016, Barnett set a new school record with 33.0 career sacks, surpassing the previous record of 32.0 set by Pro Football Hall of Famer and Eagles legend Reggie White (1980-83). After breaking the record, Barnett received a phone call from Sara White.

"She was just congratulating me on everything I've accomplished. Even though I broke the record, I told her Reggie is still Reggie. I don't think I'm better than Reggie. It meant a lot."

Along with watching film of White, Barnett admires the games of several other NFL players, past and present. "I like watching [Seahawks DE] Michael Bennett play. I like his demeanor. He uses his hands very well. When I was younger, [Pro Football Hall of Famer and former Giants DE] Michael Strahan was one of the best to do it. I look up to a lot of those guys."

## MAKING AN IMPRESSION

Prior to the 2017 NFL Combine, Barnett caught the flu and his numbers were not as good as he originally anticipated. However, that did not keep him from making an impression on NFL teams, especially the Eagles.

"I caught the flu a few days before we ran, and I knew I probably wasn't going to test my best. But I knew it was an important job interview and I knew I had to go out there and grind it out. I told myself to just go out there and do my best and control what I can control, and I did so."

## BIRDSEED

Barnett lettered at Brentwood Academy (Brentwood, TN), where he earned numerous all-state honors as a defensive end. As a senior, Barnett recorded 60 tackles, 18 TFL, 5.5 sacks and 1 FF and helped lead his team to a state semifinal berth.

Barnett began playing football at an early age as both a guard and defensive end. He developed an immediate love for the game.

"The first time I picked it up, I started playing football in fifth grade, and I always used to play backyard football when I was younger. When I picked it up the first day of practice I had a blast, and I knew I was going to go a long way with it."

Barnett majored in communication studies at Tennessee.



BARNETT'S COLLEGE STATISTICS															
Year	Team	GP/S	TACKLES					PASS DEFENSE						FUMBLES	
			Total	Solo	Asst	TFL	Sacks	Int	Yds	Lg	TD	PD	Hur	FF	FR
2014	Tennessee	13/10	72	47	25	20.5	10.0	0	0	--	0	0	8	0	1
2015	Tennessee	13/13	69	44	25	12.5	10.0	0	0	--	0	1	7	1	1
2016	Tennessee	13/13	56	40	16	19.0	13.0	1	7	7	0	5	16	2	0
<b>Totals</b>		<b>39/36</b>	<b>197</b>	<b>131</b>	<b>66</b>	<b>52.0</b>	<b>33.0</b>	<b>1</b>	<b>7</b>	<b>7</b>	<b>0</b>	<b>6</b>	<b>31</b>	<b>3</b>	<b>2</b>

Eagles Executive Vice President of Football Operations Howie Roseman on Derek Barnett

“He stands for what we want to be, and I think everyone in this city will see what kind of person he is, what kind of player he is. Unbelievably high character, unbelievable worker, and tremendously talented and productive.”



## COLLEGE HIGHLIGHTS (Continued)

- Named second-team All-SEC by the *Associated Press* as a freshman in 2014. Earned Freshman All-America honors by the *Football Writers Association of America* and was selected to the Freshman All-SEC team. Set true-freshman school records with 10.0 sacks and 20.5 TFL, while notching a career-high 72 total tackles

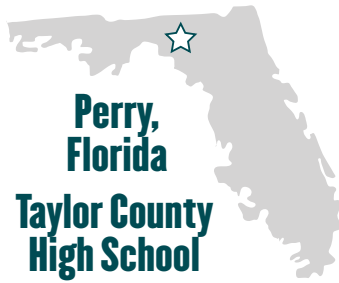
## TRANSACTIONS

**2017** Drafted by PHI in 1st round (14th overall)  
Signed 4-year contract

# RB LEGARRETTE BLOUNT 29



**6-0 | 250**  **8th Year**  
**BORN: Dec. 5, 1986 (Age 30)**



**Perry,  
Florida**

**Taylor County  
High School**



**Oregon**

**UDFA-10 by Tennessee**  
**Acquired: FA (NE) 2017**

## 18 RUSHING TDs IN A SINGLE SEASON

NFL PLAYERS SINCE 2007



**LEGARRETTE  
BLOUNT**  
2016



**ADRIAN  
PETERSON**  
2009



**DEANGELO  
WILLIAMS**  
2008



LeGarrette Blount signed a one-year contract with the Eagles on May 18, 2017, after leading the NFL with a career-high 18 rushing TDs with the Patriots in 2016. Originally signed by the Titans as an undrafted free agent in 2010, Blount has rushed 1,168 times for 5,122 yards (4.4 avg.) and 49 TDs in 100 career games (43 starts), while winning Super Bowls XLIX and LI with New England.

## RUSHING TOUCHDOWNS

NFL PLAYERS SINCE 2010

Marshawn Lynch	57
Adrian Peterson	57
LeSean McCoy	56
Arian Foster	51
LeGarrette Blount	49

NFL PLAYERS IN 2016

LeGarrette Blount	18
David Johnson	16
Ezekiel Elliot	15

## CAREER HIGHLIGHTS

- Ranks 5th among NFL RBs with 49 rushing TDs since 2010, trailing only **Marshawn Lynch** (57), **Adrian Peterson** (57), **LeSean McCoy** (56) and **Arian Foster** (51) in that span
- Has registered 8 career rushing TDs in the postseason, trailing only **Marshawn Lynch** (9) among active NFL players

**2016 - NEW ENGLAND (16/8, Playoffs: 3/1)**

- Was a member of the Patriots' Super Bowl LI-winning team, when he posted career highs with 299 rush attempts for 1,161 yards (3.9 avg.) and an NFL-leading 18 TDs in 16 regular-season games (eight starts)

# RB LEGARRETTE BLOUNT 29



## BLOUNT'S CAREER STATISTICS

Year	Team	GP/S	RUSHING					RECEIVING					OFF SNAPS		
			Att	Yds	Avg	Lg	TD	No	Yds	Avg	Lg	TD	TYS	No	Pct
2010	Tampa Bay	13/7	201	1007	5.0	53	6	5	14	2.8	7	0	1021	N/A	N/A
2011	Tampa Bay	14/14	184	781	4.2	54t	5	15	148	9.9	35	0	929	N/A	N/A
2012	Tampa Bay	13/0	41	151	3.7	35	2	1	2	2.0	2	0	153	92	9%
2013	New England	16/7	153	772	5.0	47t	7	2	38	19.0	32	0	810	286	24%
2014	Pittsburgh	11/0	65	266	4.1	50	2	6	36	6.0	13	0	302	128	12%
	New England	5/1	60	281	4.7	34	3	4	18	4.5	11	0	299	103	9%
	<b>Totals</b>	<b>16/1</b>	<b>125</b>	<b>547</b>	<b>4.4</b>	<b>50</b>	<b>5</b>	<b>10</b>	<b>54</b>	<b>5.4</b>	<b>13</b>	<b>0</b>	<b>601</b>	---	---
2015	New England	12/6	165	703	4.3	38t	6	6	43	7.2	14	1	746	305	27%
2016	New England	16/8	299	1161	3.9	44	18	7	38	5.4	16	0	1199	527	47%
<b>Totals</b>		<b>100/43</b>	<b>1168</b>	<b>5122</b>	<b>4.4</b>	<b>54t</b>	<b>49</b>	<b>46</b>	<b>337</b>	<b>7.3</b>	<b>35</b>	<b>1</b>	<b>5459</b>	---	---

## PLAYOFFS

2013	New England	2/1	29	172	5.9	73t	4	0	0	0.0	0	0	172	35	26%
2014	New England	3/0	47	189	4.0	22	3	0	0	0.0	0	0	189	80	36%
2016	New England	3/1	35	109	3.1	18	1	1	8	8.0	8	0	117	74	31%
<b>Totals</b>		<b>8/2</b>	<b>111</b>	<b>470</b>	<b>4.2</b>	<b>73t</b>	<b>8</b>	<b>1</b>	<b>8</b>	<b>8.0</b>	<b>8</b>	<b>0</b>	<b>478</b>	---	---

## ADDITIONAL CAREER STATISTICS

**Fumbles/Lost:** 16/10 - 2010 (4/3); 2011 (5/3); 2013 (3/2); 2014 (1/1); 2015 (1/0); 2016 (2/1)

**Kick Returns:** 22 for 597 yards (27.1 avg.) - 2013 (17 for 494 yards); 2014 (5 for 103 yards)



## CAREER HIGHS

<b>Rush Attempts</b>	30	1/18/15 vs. Ind. (AFC Champ.)
<b>Rushing Yards</b>	189	12/29/13 vs. Buf.
<b>Rushing Long</b>	73t	1/11/14 vs. Ind. (AFC Div.)
<b>Rushing TDs</b>	4	1/11/14 vs. Ind. (AFC Div.)
<b>Receptions</b>	3	4x, last: 10/2/16 vs. Buf.
<b>Receiving Yards</b>	56	11/27/11 at Ten.
<b>Receiving Long</b>	35	11/27/11 at Ten.
<b>Receiving TDs</b>	1	10/18/15 at Ind.

## MULTI-TOUCHDOWN GAMES (12)

Date	Opponent	TDs
1/11/14	vs. Indianapolis Colts (AFC Div.) (W)	4
11/13/16	vs. Seattle Seahawks (L)	3
9/27/15	vs. Jacksonville Jaguars (W)	3
1/18/15	vs. Indianapolis Colts (AFC Champ.) (W)	3
12/24/16	vs. New York Jets (W)	2
10/23/16	at Pittsburgh Steelers (W)	2
9/22/16	vs. Houston Texans (W)	2
11/23/14	vs. Detroit Lions (W)	2
12/29/13	vs. Buffalo Bills (W)	2
12/22/13	at Baltimore Ravens (W)	2
9/18/11	at Minnesota Vikings (W)	2
10/31/10	at Arizona Cardinals (W)	2

## CAREER HIGHLIGHTS (Continued)

### 2015 - NEW ENGLAND PATRIOTS (12/6)

- Appeared in 12 regular-season contests (six starts) and rushed 165 times for 703 yards (4.3 avg.) and 6 TDs. Also caught 6 passes for 43 yards (7.2 avg.) and 1 TD
- Rushed for a team-high 78 yards on 18 carries, including 3 TDs, in the win vs. Jax. (9/27/15). His 3 rushing TDs tied for the 2nd-highest total in Patriots history
- Tallied 16 carries for 93 yards, including a season-long 38-yard TD, and caught an 11-yard TD pass at Ind. (10/18/15). Marked the first TD reception of his NFL career

### 2014 - PITTSBURGH & NEW ENGLAND (16/1, Playoffs: 3/0)

- Led the Patriots with 14 carries for 40 yards in the Super Bowl XLIX victory vs. Seattle (2/1/15)
- Became New England's all-time postseason rushing TD leader after carrying 30 times for 148 yards and 3 TDs in the AFC Championship win vs. Ind. (1/18/15)
- His 148 yards were the 3rd-highest rushing total in team playoff history, behind the 166 yards he had in the 2013 Divisional Playoff vs. Ind. (1/11/14) and **Curtis Martin's** 166-yard performance in a Divisional Playoff vs. Pit. (1/5/97)
- Played in 16 games (one start) between New England and Pittsburgh. Joined the Patriots on 11/20/14 and totaled 281 yards on 60 carries (4.7 avg.) and 3 TDs in five contests (one start). Appeared in 11 games with the Steelers, rushing 65 times for 266 yards (4.1 avg.) and 2 TDs

# RB LEGARRETTE BLOUNT 29



## 2016 GAME-BY-GAME STATISTICS (NEW ENGLAND)

Date	Opp	GP/S	RUSHING						RECEIVING					SNAPS		
			Att	Yds	Avg	Lg	TD	No	Yds	Avg	Lg	TD	TYS	No	Pct	
Sep 11	at Ari	W	1/1	22	70	3.2	13	1	0	0	---	--	0	70	42	59%
Sep 18	Mia	W	1/1	29	123	4.2	26	1	0	0	---	--	0	123	51	64%
Sep 22	Hou	W	1/1	24	105	4.4	41t	2	0	0	---	--	0	105	44	71%
Oct 2	Buf	L	1/1	13	54	4.2	16	0	3	4	1.3	4	0	58	30	54%
Oct 9	at Cle	W	1/1	18	37	2.1	13	1	0	0	---	--	0	37	31	39%
Oct 16	Cin	W	1/1	13	50	3.8	15	1	2	20	10.0	16	0	70	25	39%
Oct 23	at Pit	W	1/1	24	127	5.3	25	2	1	7	7.0	7	0	134	31	54%
Oct 30	at Buf	W	1/0	18	43	2.4	7	1	0	0	---	--	0	43	35	52%
Nov 13	Sea	L	1/0	21	69	3.3	13t	3	0	0	---	--	0	69	37	56%
Nov 20	at SF	W	1/0	19	124	6.5	44	0	0	0	---	--	0	124	35	46%
Nov 27	at NYJ	W	1/0	11	67	6.1	23	0	0	0	---	--	0	67	27	37%
Dec 4	LAR	W	1/0	18	88	4.9	43t	1	0	0	---	--	0	88	36	46%
Dec 12	Bal	W	1/1	18	72	4	13	1	1	7	7.0	7	0	79	29	42%
Dec 18	at Den	W	1/0	17	31	1.8	5	1	0	0	---	--	0	31	23	31%
Dec 24	NYJ	W	1/0	20	50	2.5	12	2	0	0	---	--	0	50	29	39%
Jan 1	at Mia	W	1/0	14	51	3.6	19	1	0	0	---	--	0	51	22	33%
<b>Totals</b>			<b>16/8</b>	<b>299</b>	<b>1161</b>	<b>3.9</b>	<b>44</b>	<b>18</b>	<b>7</b>	<b>38</b>	<b>5.4</b>	<b>16</b>	<b>0</b>	<b>1199</b>	<b>527</b>	<b>47%</b>
PLAYOFFS																
Jan 14	Hou	W	1/0	8	31	3.9	18	0	0	0	---	--	0	31	27	39%
Jan 22	Pit	W	1/1	16	47	2.9	18	1	1	8	8.0	8	0	55	30	41%
Feb 5	at Atl	W	1/0	11	31	2.8	9	0	0	0	---	--	0	31	17	17%
<b>Totals</b>			<b>3/1</b>	<b>35</b>	<b>109</b>	<b>3.1</b>	<b>18</b>	<b>1</b>	<b>1</b>	<b>8</b>	<b>8.0</b>	<b>8</b>	<b>0</b>	<b>117</b>	<b>74</b>	<b>31%</b>

## 100+ YARD RUSHING GAMES (16)

Date	Opponent	Yards	Att	TDs
12/29/13	vs. Buffalo Bills (W)	189	24	2
1/11/14	vs. Indianapolis Colts (AFC Div.) (W)	166	24	4
12/26/10	vs. Seattle Seahawks (W)	164	18	0
1/18/15	vs. Indianapolis Colts (AFC Champ.) (W)	148	30	3
11/8/15	vs. Washington Redskins (W)	129	29	1
10/3/11	vs. Indianapolis Colts (W)	127	25	1
10/23/16	at Pittsburgh Steelers (W)	127	24	2
11/20/16	at San Francisco 49ers (W)	124	19	0
9/18/16	vs. Miami Dolphins (W)	123	29	1
10/31/10	at Arizona Cardinals (W)	120	22	2
9/21/14	at Carolina Panthers (W)	118	10	1
12/19/10	vs. Detroit Lions (L)	110	15	1
11/20/11	at Green Bay Packers (L)	107	18	1
9/22/16	vs. Houston Texans (W)	105	24	2
12/5/10	vs. Atlanta Falcons (L)	103	20	1
11/27/11	at Tennessee Titans (L)	103	20	0

## CAREER HIGHLIGHTS (Continued)

### 2013 - NEW ENGLAND PATRIOTS (16/7, Playoffs: 2/1)

- Played all 16 regular-season games (seven starts) with the Patriots and finished 2nd on the team with 153 carries for 772 yards (5.0 avg.) rushing and a then-career-high 7 TDs
- Appeared in both playoff games (one start) and led the Patriots with 172 yards rushing on 29 carries (5.9 avg.) and 4 TDs. Also caught 2 passes for 38 yards
- Blount's 355 rushing yards in the regular-season finale (189 vs. Buffalo on 12/29/13) and Divisional Playoff (166 vs. Indianapolis on 1/11/14) was the highest consecutive game total in team history, besting **Curtis Martin** who rushed for 320 yards over a two-game stretch in 1997
- Rushed 24 times for 166 yards and scored 4 rushing TDs vs. Ind. (1/11/14), to set a Patriots franchise record for most rushing TDs in a game (regular season or playoffs), and tallied the 2nd-most rushing TDs in a playoff game in NFL history. Blount's 166 yards tied **Curtis Martin** for the most rushing yards in a playoff game in team history
- Named **AFC Offensive Player of the Week** after setting a new Patriots' single-game record with 334 all-purpose yards, gaining 189 yards from scrimmage and adding 145 return yards in the regular-season finale vs. Buf. (12/29/13). Added TD runs of 35 and 36 yards



## CAREER HIGHLIGHTS (Continued)

- Blount's 334-yard performance topped the 51-year-old team record set by **Larry Garron** on 11/3/62, when Garron had 273 all-purpose yards at Buffalo. Ranked 11th in NFL single-game history and was the highest total by an NFL player since **Adrian Peterson** had 361 all-purpose yards on 10/14/07. The 189 rushing yards were the highest total during **Bill Belichick's** coaching tenure in New England

### 2012 - TAMPA BAY BUCCANEERS (13/0)

- Played in 13 games with the Buccaneers, posting 41 carries for 151 yards (3.7 avg.) and 2 TDs

### 2011 - TAMPA BAY BUCCANEERS (14/14)

- Tallied 184 rushes for 781 yards (4.2 avg.) and 5 TDs while adding 15 receptions for 148 yards

### 2010 - TAMPA BAY BUCCANEERS (13/7)

- Named to *The Sporting News* and PFW/PFWA **All-Rookie teams** after rushing for 1,007 yards and 6 TDs on 201 attempts in 13 games (seven starts)
- Voted **NFL Offensive Rookie of the Month** for December/January after posting a league-high 511 yards in the final five games of the 2010 campaign
- Registered back-to-back 100+ yard rushing games with 110 yards and 1 TD vs. Det. (12/19/10) and a then-career-high 164 yards on 18 carries vs. Sea. (12/26/10). Was named the **FedEx Ground Player of the Week** for his efforts
- Posted his first 100-yard game, rushing for 120 yards on 22 carries and 2 TDs at Ari. (10/31/10)
- Rushed for his first career TD in his NFL debut, with 27 yards on 6 carries vs. Pit. (9/26/10)

## COLLEGE HIGHLIGHTS

- Spent two seasons at Oregon following two years at East Mississippi Community College (Scooba, MS). Rushed for a combined 3,358 yards and 37 TDs at the two schools, including 1,066 yards and 19 TDs in 16 games at Oregon
- Scored a school-record 17 TDs as a junior in 2008 and was named All-Pac 10 honorable mention
- Posted 367 carries, 2,292 yards and 18 TDs in 17 games, in addition to 19 receptions for 283 yards and 2 TDs, at East Mississippi Community College. Named a **junior college All-American** and **first-team all-state** selection

## TRANSACTIONS

- |                 |   |
|-----------------|---|
| <b>2010</b>     | Signed by TEN as undrafted free agent   |
| <b>9/5/10</b>   | Waived by TEN   |
| <b>9/6/10</b>   | Acquired off waivers by TB  |
| <b>4/4/12</b>   | Re-signed by TB (exclusive rights free agent)                                   |
| <b>3/9/13</b>   | Re-signed by TB   |
| <b>4/27/13</b>  | Traded from TB to NE for RB <b>Jeff Demps</b> and a 2013 7th-round draft choice |
| <b>3/28/14</b>  | Signed by PIT (unrestricted free agent)   |
| <b>11/18/14</b> | Released by PIT   |
| <b>11/20/14</b> | Signed by NE  |
| <b>4/7/15</b>   | Suspended by NFL for one game   |
| <b>9/14/15</b>  | Activated from reserve/suspended list   |
| <b>12/16/15</b> | Placed on Injured Reserve (hip)   |
| <b>4/12/16</b>  | Signed by NE (unrestricted free agent)  |
| <b>5/17/17</b>  | Signed by PHI (unrestricted free agent)   |





2015 GAME-BY-GAME STATISTICS (NEW ENGLAND)																			
Date	Opp		GP/S	RUSHING					RECEIVING					SNAPS					
				Att	Yds	Avg	Lg	TD	No	Yds	Avg	Lg	TD	TYS	No	Pct			
Sep 10	Pit	W	0/0	SUSPENDED BY NFL															
Sep 20	at Buf	W	1/0	2	4	2.0	4	0	0	0	---	--	0	4	7	8%			
Sep 27	Jax	W	1/0	18	78	4.3	22	3	1	14	14.0	14	0	92	30	38%			
Oct 11	at Dal	W	1/0	13	74	5.7	34	0	0	0	---	--	0	74	17	29%			
Oct 18	at Ind	W	1/0	16	93	5.8	38t	1	1	11	11.0	11t	1	104	28	41%			
Oct 25	NYJ	W	1/0	3	-3	-1.0	3	0	0	0	---	--	0	-3	8	12%			
Oct 29	Mia	W	1/1	17	72	4.2	14	0	1	2	2.0	2	0	74	27	38%			
Nov 8	Was	W	1/0	29	129	4.4	21	1	0	0	---	--	0	129	48	60%			
Nov 15	at NYG	W	1/1	19	66	3.5	13	1	2	11	5.5	10	0	77	37	51%			
Nov 23	Buf	W	1/1	16	56	3.5	17	0	1	5	5.0	5	0	61	36	54%			
Nov 29	at Den	L	1/1	9	27	3.0	9	0	0	0	---	--	0	27	26	39%			
Dec 6	Phi	L	1/1	13	54	4.2	10	0	0	0	---	--	0	54	26	29%			
Dec 13	at Hou	W	1/1	10	53	5.3	17	0	0	0	---	--	0	53	15	22%			
PLACED ON INJURED RESERVE (HIP) ON 12/16/15																			
<b>Totals</b>			<b>12/6</b>	<b>165</b>	<b>703</b>	<b>4.3</b>	<b>38t</b>	<b>6</b>	<b>6</b>	<b>43</b>	<b>7.2</b>	<b>14</b>	<b>1</b>	<b>746</b>	<b>305</b>	<b>27%</b>			

2014 GAME-BY-GAME STATISTICS (PITTSBURGH & NEW ENGLAND)																			
Date	Opp		GP/S	RUSHING					RECEIVING					SNAPS					
				Att	Yds	Avg	Lg	TD	No	Yds	Avg	Lg	TD	TYS	No	Pct			
Sep 7	Cle	W	1/0	4	6	1.5	7t	1	0	0	---	--	0	6	6	9%			
Sep 11	at Bal	L	1/0	3	8	2.7	6	0	0	0	---	--	0	8	8	14%			
Sep 21	at Car	W	1/0	10	118	11.8	50	1	0	0	---	--	0	118	18	26%			
Sep 28	TB	L	1/0	4	25	6.3	11	0	0	0	---	--	0	25	12	16%			
Oct 5	at Jax	W	1/0	8	29	3.6	9	0	3	17	5.7	13	0	46	18	26%			
Oct 12	at Cle	L	1/0	8	27	3.4	8	0	0	0	---	--	0	27	11	14%			
Oct 20	Hou	W	1/0	7	9	1.3	5	0	1	8	8.0	8	0	17	15	23%			
Oct 26	Ind	W	1/0	6	21	3.5	6	0	2	11	5.5	8	0	32	18	21%			
Nov 2	Bal	W	1/0	10	23	2.3	9	0	0	0	---	--	0	23	15	22%			
Nov 9	at NYJ	L	1/0	5	0	0.0	4	0	0	0	---	--	0	0	6	9%			
Nov 17	at Ten	W	1/0	0	0	---	--	0	0	0	---	--	0	0	1	1%			
RELEASED BY STEELERS ON 11/18/14; SIGNED BY PATRIOTS ON 11/20/14																			
Nov 23	Det	W	1/0	12	78	6.5	33	2	0	0	---	--	0	78	16	21%			
Nov 30	at GB	L	1/0	10	58	5.8	13	0	0	0	---	--	0	58	19	34%			
Dec 7	at SD	W	1/1	20	66	3.3	23	0	2	11	5.5	11	0	77	31	40%			
Dec 14	Mia	W	1/0	8	17	2.1	5	1	2	7	3.5	5	0	24	15	23%			
Dec 21	at NYJ	W	0/0	INACTIVE (SHOULDER)															
Dec 28	Buf	L	1/0	10	62	6.2	34	0	0	0	---	--	0	62	22	33%			
<b>Totals</b>			<b>16/1</b>	<b>125</b>	<b>547</b>	<b>4.4</b>	<b>50</b>	<b>5</b>	<b>10</b>	<b>54</b>	<b>5.4</b>	<b>13</b>	<b>0</b>	<b>601</b>	<b>---</b>	<b>---</b>			
PLAYOFFS																			
Jan 10	Bal	W	1/0	3	1	0.3	2	0	0	0	---	--	0	1	15	22%			
Jan 18	Ind	W	1/0	30	148	4.9	22	3	0	0	---	--	0	148	42	54%			
Feb 1	at Sea	W	1/0	14	40	2.9	9	0	0	0	---	--	0	40	23	31%			
<b>Totals</b>			<b>3/0</b>	<b>47</b>	<b>189</b>	<b>4.0</b>	<b>22</b>	<b>3</b>	<b>0</b>	<b>0</b>	<b>---</b>	<b>--</b>	<b>0</b>	<b>189</b>	<b>80</b>	<b>36%</b>			

# RB LEGARRETTE BLOUNT 29



2013 GAME-BY-GAME STATISTICS (NEW ENGLAND)																
Date	Opp	GP/S	RUSHING						RECEIVING					SNAPS		
			Att	Yds	Avg	Lg	TD	No	Yds	Avg	Lg	TD	TYS	No	Pct	
Sep 8	at Buf	W	1/0	7	15	2.1	5	0	0	0	---	--	0	15	22	24%
Sep 12	NYJ	W	1/0	4	11	2.8	7	0	0	0	---	--	0	11	13	20%
Sep 22	TB	W	1/0	14	65	4.6	23	0	0	0	---	--	0	65	23	31%
Sep 29	at Atl	W	1/0	9	64	7.1	47t	1	0	0	---	--	0	64	19	29%
Oct 6	at Cin	L	1/1	12	51	4.3	10	0	0	0	---	--	0	51	22	35%
Oct 13	NO	W	1/1	7	9	1.3	6	0	0	0	---	--	0	9	16	18%
Oct 20	at NYJ	L	1/0	1	4	4.0	4	0	0	0	---	--	0	4	2	3%
Oct 27	Mia	W	1/1	11	46	4.2	19	0	0	0	---	--	0	46	16	24%
Nov 3	Pit	W	1/0	5	47	9.4	23	1	0	0	---	--	0	47	9	12%
Nov 18	at Car	L	1/0	10	49	4.9	12	0	0	0	---	--	0	49	19	26%
Nov 24	Den	W	1/0	2	13	6.5	9	0	0	0	---	--	0	13	2	2%
Dec 1	at Hou	W	1/0	12	44	3.7	8	1	0	0	---	--	0	44	20	29%
Dec 8	Cle	W	1/1	8	42	5.3	13	0	1	32	32.0	32	0	74	22	27%
Dec 15	at Mia	L	1/1	11	47	4.3	11	0	1	6	6.0	6	0	53	20	25%
Dec 22	at Bal	W	1/1	16	76	4.8	14	2	0	0	---	--	0	76	27	40%
Dec 29	Buf	W	1/1	24	189	7.9	36t	2	0	0	---	--	0	189	34	45%
<b>Totals</b>			<b>16/7</b>	<b>153</b>	<b>772</b>	<b>5.0</b>	<b>47t</b>	<b>7</b>	<b>2</b>	<b>38</b>	<b>19.0</b>	<b>32</b>	<b>0</b>	<b>810</b>	<b>286</b>	<b>24%</b>
PLAYOFFS																
Jan 11	Ind	W	1/1	24	166	6.9	73t	4	0	0	---	--	0	166	27	36%
Jan 19	at Den	L	1/0	5	6	1.2	3	0	0	0	---	--	0	6	8	14%
<b>Totals</b>			<b>2/1</b>	<b>29</b>	<b>172</b>	<b>5.9</b>	<b>73t</b>	<b>4</b>	<b>0</b>	<b>0</b>	<b>---</b>	<b>--</b>	<b>0</b>	<b>172</b>	<b>35</b>	<b>26%</b>

2012 GAME-BY-GAME STATISTICS (TAMPA BAY)																
Date	Opp	GP/S	RUSHING						RECEIVING					SNAPS		
			Att	Yds	Avg	Lg	TD	No	Yds	Avg	Lg	TD	TYS	No	Pct	
Sep 9	Car	W	1/0	3	8	2.7	4	0	1	2	2.0	2	0	10	6	9%
Sep 16	at NYG	L	1/0	0	0	---	--	0	0	0	---	--	0	0	1	2%
Sep 23	at Dal	L	1/0	4	19	4.8	11	0	0	0	---	--	0	19	5	8%
Sep 30	Was	L	1/0	6	17	2.8	6	1	0	0	---	--	0	17	12	20%
Oct 14	KC	W	1/0	7	58	8.3	35	1	0	0	---	--	0	58	18	34%
Oct 21	NO	L	1/0	5	-2	-0.4	1	0	0	0	---	--	0	-2	10	14%
Oct 25	at Min	W	1/0	8	16	2.0	8	0	0	0	---	--	0	16	14	18%
Nov 4	at Oak	W	1/0	2	5	2.5	3	0	0	0	---	--	0	5	6	9%
Nov 11	SD	W	0/0	DID NOT PLAY												
Nov 18	at Car	W	1/0	1	3	3.0	3	0	0	0	---	--	0	3	1	2%
Nov 25	Atl	L	1/0	0	0	---	--	0	0	0	---	--	0	0	3	5%
Dec 2	at Den	L	0/0	DID NOT PLAY												
Dec 9	Phi	L	1/0	1	2	2.0	2	0	0	0	---	--	0	2	1	1%
Dec 16	at NO	L	1/0	4	25	6.3	10	0	0	0	---	--	0	25	13	18%
Dec 23	StL	L	1/0	0	0	---	--	0	0	0	---	--	0	0	2	3%
Dec 30	at Atl	W	0/0	DID NOT PLAY												
<b>Totals</b>			<b>13/0</b>	<b>41</b>	<b>151</b>	<b>3.7</b>	<b>35</b>	<b>2</b>	<b>1</b>	<b>2</b>	<b>2.0</b>	<b>2</b>	<b>0</b>	<b>153</b>	<b>92</b>	<b>9%</b>



2011 GAME-BY-GAME STATISTICS (TAMPA BAY)																
Date	Opp		GP/S	RUSHING					RECEIVING					SNAPS		
				Att	Yds	Avg	Lg	TD	No	Yds	Avg	Lg	TD	TYS	No	Pct
Sep 11	Det	L	1/1	5	15	3.0	5	0	0	0	---	--	0	15	N/A	N/A
Sep 18	at Min	W	1/1	13	71	5.5	27t	2	0	0	---	--	0	71	N/A	N/A
Sep 25	Atl	W	1/1	24	81	3.4	12	0	1	13	13.0	13	0	94	N/A	N/A
Oct 3	Ind	W	1/1	25	127	5.1	35t	1	1	14	14.0	14	0	141	N/A	N/A
Oct 9	at SF	L	1/1	10	34	3.4	9	0	2	31	15.5	29	0	65	N/A	N/A
Oct 16	NO	W	0/0	INACTIVE (KNEE)												
Oct 23	Chi	L	0/0	INACTIVE (KNEE)												
Nov 6	at NO	L	1/1	13	72	5.5	27	0	2	8	4.0	11	0	80	N/A	N/A
Nov 13	Hou	L	1/1	10	34	3.4	9	0	1	0	0.0	0	0	34	N/A	N/A
Nov 20	at GB	L	1/1	18	107	5.9	54t	1	1	6	6.0	6	0	113	N/A	N/A
Nov 27	at Ten	L	1/1	20	103	5.2	16	0	3	56	18.7	35	0	159	N/A	N/A
Dec 4	Car	L	1/1	11	19	1.7	6	0	0	0	---	--	0	19	N/A	N/A
Dec 11	at Jax	L	1/1	18	74	4.1	11	1	1	6	6.0	6	0	80	N/A	N/A
Dec 17	Dal	L	1/1	9	21	2.3	7	0	0	0	---	--	0	21	N/A	N/A
Dec 24	at Car	L	1/1	2	11	5.5	8	0	0	0	---	--	0	11	N/A	N/A
Jan 1	at Atl	L	1/1	6	12	2.0	4	0	3	14	4.7	11	0	26	N/A	N/A
<b>Totals</b>			<b>14/14</b>	<b>184</b>	<b>781</b>	<b>4.2</b>	<b>54t</b>	<b>5</b>	<b>15</b>	<b>148</b>	<b>9.9</b>	<b>35</b>	<b>0</b>	<b>929</b>	<b>N/A</b>	<b>N/A</b>

2010 GAME-BY-GAME STATISTICS (TAMPA BAY)																
Date	Opp		GP/S	RUSHING					RECEIVING					SNAPS		
				Att	Yds	Avg	Lg	TD	No	Yds	Avg	Lg	TD	TYS	No	Pct
Sep 12	Cle	W	0/0	INACTIVE												
Sep 19	at Car	W	0/0	INACTIVE												
Sep 26	Pit	L	1/0	6	27	4.5	12	1	0	0	---	--	0	27	N/A	N/A
Oct 10	at Cin	W	1/0	4	3	0.8	3	0	0	0	---	--	0	3	N/A	N/A
Oct 17	NO	L	0/0	INACTIVE												
Oct 24	StL	W	1/0	11	72	6.5	17	0	0	0	---	--	0	72	N/A	N/A
Oct 31	at Ari	W	1/0	22	120	5.5	48	2	2	9	4.5	7	0	129	N/A	N/A
Nov 7	at Atl	L	1/0	13	46	3.5	21	0	0	0	---	--	0	46	N/A	N/A
Nov 14	Car	W	1/0	19	91	4.8	24	1	0	0	---	--	0	91	N/A	N/A
Nov 21	at SF	W	1/1	26	82	3.2	16	0	0	0	---	--	0	82	N/A	N/A
Nov 28	at Bal	L	1/1	13	55	4.2	16	0	0	0	---	--	0	55	N/A	N/A
Dec 5	Atl	L	1/1	20	103	5.2	28	1	0	0	---	--	0	103	N/A	N/A
Dec 12	at Was	W	1/1	15	68	4.5	18	0	0	0	---	--	0	68	N/A	N/A
Dec 19	Det	L	1/1	15	110	7.3	39t	1	0	0	---	--	0	110	N/A	N/A
Dec 26	Sea	W	1/1	18	164	9.1	53	0	1	3	3.0	3	0	167	N/A	N/A
Jan 2	at NO	W	1/1	19	66	3.5	16	0	2	2	1.0	2	0	68	N/A	N/A
<b>Totals</b>			<b>13/7</b>	<b>201</b>	<b>1007</b>	<b>5.0</b>	<b>53</b>	<b>6</b>	<b>5</b>	<b>14</b>	<b>2.8</b>	<b>7</b>	<b>0</b>	<b>1021</b>	<b>N/A</b>	<b>N/A</b>

# LB NIGEL BRADHAM 53



**6-2 | 241**  **6th Year**  
**BORN: Sept. 4, 1989 (Age 28)**



**Crawfordville,  
Florida**

**Wakulla  
High School**



**Florida State**  
**D4a-12 (105th overall)**  
**by Buffalo**  
**Acquired:**  
**FA (Buf) 2016**



**Nigel Bradham** led all Eagles LBs with 99 tackles and a career-high 7 TFL while tying for the team-lead with 2 FFs in his debut season with Philadelphia. Originally a 4th-round selection of the Buffalo Bills in the 2012 NFL Draft, Bradham (pronounced BRAD-em) has played in 73 career games (54 starts) and has compiled 343 tackles, 20 TFL, 17 PDs, 5.5 sacks, 4 FFs and 2 INTs.

## **MOST TACKLES** **EAGLES PLAYERS IN 2016**

Rodney McLeod	117
Malcolm Jenkins	114
<b>Nigel Bradham</b>	<b>99</b>
Jordan Hicks	95
Jalen Mills	67

## **THREE STEP DROP**

**First job:** Stocked frozen foods in the dairy department at Winn-Dixie. "I quit after three days. It was too cold, man!"

**Why he chose to attend Florida State:** Despite having offers from virtually every Division I program, FSU was Bradham's "dream school." Bradham grew up watching Seminoles football

**"Welcome to the NFL" moment:** Having to hit former NFL fullback Vonta Leach his rookie year. "I was sore after that one."

**Unique offseason training methods:** Yoga

**NFL players he looked up to growing up:** Derrick Brooks & Ray Lewis

**If he could play another sport, what position:** First or third base for the Miami Marlins

**Three favorite throwback jerseys:** Deion Sanders, Atlanta Falcons; Derrick Brooks, Tampa Bay Buccaneers; Dick Butkus, Chicago Bears

## **CAREER HIGHLIGHTS**

### **2016 - PHILADELPHIA EAGLES (16/16)**

- Led all Eagles LBs with 99 tackles and a career-high 7 TFL while tying for the team-lead with 2 FFs. Also started a career-high 16 games and played 97% (990) of Philadelphia's defensive snaps
- Totaled a career-high 14 tackles in the 24-19 win vs. NYG (12/22/16)
- In the *Monday Night Football* victory at Chi. (9/19/16), intercepted Bears QB **Jay Cutler** in the third quarter and returned it 28 yards to Chicago's 2-yard line to set up a **Carson Wentz**-to-**Trey Burton** passing TD

### **2014 - BUFFALO BILLS (14/14)**

- Set career highs in tackles (102), PDs (7), QB hurries (7), sacks (2.5) and FFs (2). Also recorded the first INT of his career when he picked off Texans QB **Ryan Fitzpatrick** at Hou. (9/28/14)

# LB NIGEL BRADHAM 53



## BRADHAM'S CAREER STATISTICS

Year	Team	GP/S	TACKLES					PASS DEFENSE					FUMBLES			DEF SNAPS		ST	
			Total	Solo	Asst	TFL	Sacks	Int	Yds	Lg	TD	PD	Hur	FF	FR	Yds	No		Pct
2012	Buffalo	16/11	47	27	20	2	0.0	0	--	--	0	1	0	0	1	0	395	36%	10
2013	Buffalo	16/2	38	21	17	1	0.0	0	--	--	0	0	0	0	0	--	285	25%	13
2014	Buffalo	14/14	102	65	37	6	2.5	1	0	0	0	7	7	2	0	--	805	74%	1
2015	Buffalo	11/11	57	42	15	4	1.0	0	--	--	0	4	3	0	0	--	728	67%	1
2016	Philadelphia	16/16	99	67	32	7	2.0	1	28	28	0	5	2	2	1	0	990	97%	3
<b>Totals</b>		<b>73/54</b>	<b>343</b>	<b>222</b>	<b>121</b>	<b>20</b>	<b>5.5</b>	<b>2</b>	<b>28</b>	<b>28</b>	<b>0</b>	<b>17</b>	<b>12</b>	<b>4</b>	<b>2</b>	<b>0</b>	<b>---</b>	<b>---</b>	<b>28</b>

## 2016 GAME-BY-GAME STATISTICS

Date	Opp	GP/S	Tot	Solo	Sk	Int	PD	FF	FR	Snaps	Pct
Sep 11	Cle	W 1/1	5	4	0.0	0	0	0	0	51	100%
Sep 19	at Chi	W 1/1	1	1	0.0	1	1	0	0	50	96%
Sep 25	Pit	W 1/1	4	4	0.0	0	0	0	0	56	93%
Oct 9	at Det	L 1/1	6	5	0.0	0	0	0	1	48	79%
Oct 16	at Was	L 1/1	9	2	0.0	0	1	0	0	74	100%
Oct 23	Min	W 1/1	8	6	1.0	0	1	0	0	76	100%
Oct 30	at Dal	L 1/1	7	5	0.0	0	0	0	0	77	99%
Nov 6	at NYG	L 1/1	7	5	0.0	0	1	0	0	64	100%
Nov 13	Atl	W 1/1	4	3	0.0	0	1	0	0	47	94%
Nov 20	at Sea	L 1/1	7	6	0.0	0	0	0	0	66	99%
Nov 28	GB	L 1/1	11	7	0.0	0	0	0	0	71	100%
Dec 4	at Cin	L 1/1	5	4	0.0	0	0	1	0	61	95%
Dec 11	Was	L 1/1	3	2	0.0	0	0	0	0	47	98%
Dec 18	at Bal	L 1/1	4	3	1.0	0	0	1	0	57	98%
Dec 22	NYG	W 1/1	14	9	0.0	0	0	0	0	89	100%
Jan 1	Dal	W 1/1	4	1	0.0	0	0	0	0	56	100%
<b>Totals</b>		<b>16/16</b>	<b>99</b>	<b>67</b>	<b>2.0</b>	<b>1</b>	<b>5</b>	<b>2</b>	<b>1</b>	<b>990</b>	<b>97%</b>

## CAREER HIGHS

<b>Total Tackles</b>	14	12/22/16 vs. NYG
<b>Solo Tackles</b>	10	10/26/14 at NYJ
<b>Sacks</b>	1.5	9/28/14 at Hou.
<b>INTs</b>	1	2x, last: 9/19/16 at Chi.
<b>PDs</b>	2	12/14/14 vs. GB
<b>FFs</b>	1	4x, last: 12/18/16 at Bal.
<b>FRs</b>	1	2x, last: 10/9/16 at Det.

## CAREER HIGHLIGHTS (Continued)

### 2013 - BUFFALO BILLS (16/2)

- Registered 38 tackles (21 solo). Also posted a career-high 13 special teams tackles

### 2012 - BUFFALO BILLS (16/11)

- Started the final 11 contests of his rookie season and posted 47 tackles (27 solo), 1 PD and 1 FR. Ranked 2nd among Bills players with 10 special teams tackles

## COLLEGE HIGHLIGHTS

- Appeared in 53 games (39 starts) at Florida State. During his four-year career, recorded 306 tackles (189 solo), 21.5 TFL and 9 sacks
- Led Florida State in tackles in three consecutive seasons (2009-11), becoming the first Seminole to accomplish the feat since **Marvin Jones** (1990-92)
- Was voted a captain as a senior in 2011 and helped Florida State's defense rank as the No. 4 unit in the nation. Earned All-ACC honorable mention honors and was named the Seminoles' MVP after totaling a team-high 86 tackles with 5 PDs, 2 sacks and 2 INTs



## HIGH SCHOOL STANDOUT

Bradham was a consensus five-star prospect and earned *Parade* All-America honors after finishing his career at Wakulla High School with over 430 tackles and 20 sacks.

As a senior in 2007, Bradham earned first-team 3A All-State honors and was named the *Tallahassee Democrat* All-Big Bend Defensive Player of the Year, compiling 145 tackles, 8 sacks and 4 INTs. He was a finalist for the 2008 U.S. Army Player of the Year award and earned a spot in the U.S. Army All-American Bowl.

## BIRDSEED

Bradham graduated from Florida State in December 2011 with a degree in social science.

# LB NIGEL BRADHAM 53



## 2015 GAME-BY-GAME STATISTICS (BUF)

Date	Opp	GP/S	Tot	Solo	Sk	Int	PD	FF	FR	Snaps	Pct
Sep 13	Ind	W 1/1	8	7	1.0	0	0	0	0	75	100%
Sep 20	NE	L 1/1	4	2	0.0	0	0	0	0	86	100%
Sep 27	at Mia	W 1/1	4	4	0.0	0	0	0	0	76	100%
Oct 4	NYG	L 1/1	8	7	0.0	0	1	0	0	71	100%
Oct 11	at Ten	W 1/1	6	4	0.0	0	1	0	0	69	100%
Oct 18	Cin	L 1/1	3	2	0.0	0	1	0	0	55	90%
Oct 25	at Jax	L 1/1	1	1	0.0	0	1	0	0	67	100%
Nov 8	Mia	W 1/1	7	4	0.0	0	0	0	0	69	100%
Nov 12	at NYJ	W 1/1	7	4	0.0	0	0	0	0	56	95%
Nov 23	at NE	L 1/1	5	3	0.0	0	0	0	0	67	100%
Nov 29	at KC	L 1/1	4	4	0.0	0	0	0	0	37	60%
Dec 6	Hou	W 0/0	INACTIVE (ANKLE)								
Dec 13	at Phi	L 0/0	INACTIVE (ANKLE)								
Dec 20	at Was	L 0/0	INACTIVE (ANKLE)								
Dec 27	Dal	W 0/0	INACTIVE (ANKLE)								
Jan 3	at NYJ	W 0/0	INACTIVE (ANKLE)								
<b>Totals</b>		<b>11/11</b>	<b>57</b>	<b>42</b>	<b>1.0</b>	<b>0</b>	<b>4</b>	<b>0</b>	<b>0</b>	<b>728</b>	<b>67%</b>

## 2014 GAME-BY-GAME STATISTICS (BUF)

Date	Opp	GP/S	Tot	Solo	Sk	Int	PD	FF	FR	Snaps	Pct
Sep 7	at Chi	W 0/0	SUSPENDED BY NFL								
Sep 14	Mia	W 1/1	7	2	0.0	0	1	0	0	66	84%
Sep 21	SD	L 1/1	13	4	0.0	0	0	0	0	60	91%
Sep 28	at Hou	L 1/1	3	2	1.5	1	1	0	0	27	40%
Oct 5	at Det	W 0/0	INACTIVE (KNEE)								
Oct 12	NE	L 1/1	11	7	0.0	0	0	0	0	57	80%
Oct 19	Min	W 1/1	7	6	0.0	0	0	0	0	55	87%
Oct 26	at NYJ	W 1/1	11	10	0.0	0	1	1	0	79	94%
Nov 9	KC	L 1/1	7	7	0.0	0	0	1	0	55	92%
Nov 13	at Mia	L 1/1	4	4	0.0	0	0	0	0	62	93%
Nov 24	NYJ	W 1/1	8	5	0.0	0	1	0	0	42	72%
Nov 30	Cle	W 1/1	12	9	1.0	0	1	0	0	64	93%
Dec 7	at Den	L 1/1	6	2	0.0	0	0	0	0	52	95%
Dec 14	GB	W 1/1	8	4	0.0	0	2	0	0	63	89%
Dec 21	at Oak	L 1/1	1	0	0.0	0	0	0	0	67	93%
Dec 28	at NE	W 1/1	4	3	0.0	0	0	0	0	56	84%
<b>Totals</b>		<b>14/14</b>	<b>102</b>	<b>65</b>	<b>2.5</b>	<b>1</b>	<b>7</b>	<b>2</b>	<b>0</b>	<b>805</b>	<b>74%</b>

## COLLEGE HIGHLIGHTS (Continued)

- Earned preseason recognition in 2011 as a candidate for the Chuck Bednarik Award, the Bronko Nagurski Trophy and the Butkus Award
- Started all 14 games as a junior in 2010 and led the Seminoles defense with a career-high 98 tackles (54 solo). Also notched career-highs in sacks (5) and PDs (5)
- In 2009, received honorable mention Sophomore All-American honors from *College Football News* after starting 12 games and leading the team with 93 tackles (61 solo)
- Played in all 13 games as a true freshman in 2008 and was named Florida State's top defensive newcomer after recording 29 tackles

## TRANSACTIONS

- 2012** Drafted by BUF in 4th round (105th overall)  
Signed 4-year contract
- 7/30/14** Suspended by NFL for one game
- 9/8/14** Activated from reserve/suspended list
- 3/10/16** Agreed to terms with PHI on 2-year contract



# LB NIGEL BRADHAM 53



## 2013 GAME-BY-GAME STATISTICS (BUF)

Date	Opp	GP/S	Tot	Solo	Sk	Int	PD	FF	FR	Snaps	Pct
Sep 8	NE	L 1/0	1	1	0.0	0	0	0	0	19	21%
Sep 15	Car	W 1/0	1	1	0.0	0	0	0	0	1	1%
Sep 22	at NYJ	L 1/0	0	0	0.0	0	0	0	0	3	4%
Sep 29	Bal	W 1/0	1	0	0.0	0	0	0	0	7	11%
Oct 3	at Cle	L 1/0	0	0	0.0	0	0	0	0	8	12%
Oct 13	Cin	L 1/0	6	3	0.0	0	0	0	0	39	45%
Oct 20	at Mia	W 1/0	1	1	0.0	0	0	0	0	4	6%
Oct 27	at NO	L 1/0	1	0	0.0	0	0	0	0	20	29%
Nov 3	KC	L 1/0	2	2	0.0	0	0	0	0	15	26%
Nov 10	at Pit	L 1/0	4	3	0.0	0	0	0	0	24	35%
Nov 17	NYJ	W 1/0	0	0	0.0	0	0	0	0	0	0%
Dec 1	Atl	L 1/0	2	0	0.0	0	0	0	0	21	24%
Dec 8	at TB	L 1/1	6	4	0.0	0	0	0	0	47	71%
Dec 15	at Jax	W 1/0	1	1	0.0	0	0	0	0	14	19%
Dec 22	Mia	W 1/0	3	2	0.0	0	0	0	0	10	19%
Dec 29	at NE	L 1/1	9	3	0.0	0	0	0	0	53	71%
<b>Totals</b>		<b>16/2</b>	<b>38</b>	<b>21</b>	<b>0.0</b>	<b>0</b>	<b>0</b>	<b>0</b>	<b>0</b>	<b>285</b>	<b>25%</b>

## 2012 GAME-BY-GAME STATISTICS (BUF)

Date	Opp	GP/S	Tot	Solo	Sk	Int	PD	FF	FR	Snaps	Pct
Sep 9	at NYJ	L 1/0	0	0	0.0	0	0	0	0	6	9%
Sep 16	KC	W 1/0	1	0	0.0	0	0	0	0	24	33%
Sep 23	at Cle	W 1/0	0	0	0.0	0	0	0	0	0	0%
Sep 30	NE	L 1/0	0	0	0.0	0	0	0	0	0	0%
Oct 7	at SF	L 1/0	6	6	0.0	0	0	0	0	39	58%
Oct 14	at Ari	W 1/1	3	2	0.0	0	0	0	0	31	42%
Oct 21	Ten	L 1/1	4	3	0.0	0	0	0	0	34	53%
Nov 4	at Hou	L 1/1	6	4	0.0	0	0	0	0	50	78%
Nov 11	at NE	L 1/1	0	0	0.0	0	0	0	0	10	14%
Nov 15	Mia	W 1/1	3	2	0.0	0	0	0	0	24	41%
Nov 25	at Ind	L 1/1	5	2	0.0	0	0	0	0	29	40%
Dec 2	Jax	W 1/1	2	1	0.0	0	0	0	0	21	29%
Dec 9	StL	L 1/1	2	0	0.0	0	0	0	0	26	38%
Dec 16	Sea	L 1/1	4	2	0.0	0	0	0	0	32	55%
Dec 23	at Mia	L 1/1	0	0	0.0	0	1	0	0	24	38%
Dec 30	NYJ	W 1/1	11	5	0.0	0	0	0	1	45	60%
<b>Totals</b>		<b>16/11</b>	<b>47</b>	<b>27</b>	<b>0.0</b>	<b>0</b>	<b>1</b>	<b>0</b>	<b>1</b>	<b>395</b>	<b>36%</b>

# G BRANDON BROOKS 79



**6-5 | 335**  **6th Year**  
**BORN: Aug. 19, 1989 (Age 28)**

**Riverside University  
High School**

**Milwaukee, Wisconsin** 



**Miami (Ohio)**  
**D3b-12 (76th overall)**  
**by Houston**  
**Acquired: FA (Hou) 2016**

## THREE STEP DROP

**First jersey:**

**Ray Allen, Milwaukee Bucks**

**If he could be any superhero: Deadpool,  
The Flash, or Wolverine**

**First job: Worked on the grounds crew in  
college at Miami. Landscaped and poured  
concrete**

**Player he models his game after: Larry Allen**

**Best players he has faced: Geno Atkins and  
Ndamukong Suh**

**Hobbies: Golfing and reading**

**Favorite Halloween costume: The Black Ranger  
from Power Rangers**

**Three favorite throwback jerseys:  
Reggie White, Philadelphia Eagles, Satchel  
Paige, George Gervin**

**Favorite Philadelphia restaurant:  
Ralph's Italian Resturant**

**Favorite books: *Zero to One* by Peter Thiel,  
*Outliers* by Malcolm Gladwell, and *The Road  
to Character* by David Brooks**



Originally a third-round draft pick of the Houston Texans in 2012, **Brandon Brooks** signed a five-year contract with the Eagles as a free agent during the 2016 offseason and started 14 games in his first season in Philadelphia. Brooks spent the first four years of his career with the Texans and appeared in 53 games with 45 starts -- 44 at RG and 1 at LG -- including playoffs.

## BIRDSEED

- Attended Riverside University High School in Milwaukee, WI, where he played on both offense and defense. Was named a two-time team MVP and served as a captain as a senior, leading the team to an 11-2 record and an appearance in the state playoffs
- Also played basketball and baseball for the Tigers and threw the shotput
- His last touchdown came on a post-corner route as a junior TE in high school
- Son of Robert and Dorothy Brooks
- Earned his degree in psychology from Miami University (Ohio)

 [@bbrooks\\_79](https://twitter.com/bbrooks_79)

## CAREER HIGHLIGHTS

- Started 14 games at right guard in his first season with the Eagles (2016)
- In 2015, started 14 games for Houston, opening 13 contests at right guard 1 start at left guard. Also started the Texans' Wild Card game vs. KC (1/9/16)
- Opened 15 games for the Texans at right guard in 2014 and paved the way for the Texans ground game to accumulate 2,161 yards, the second-most rushing yards in a single season in franchise history and the fifth-highest total in the NFL that season. Was part of an offensive line that surrendered just 26 sacks, marking the fourth-best total in the NFL
- Became a full-time starter in 2013 and opened 15 contests for the Texans at right guard



# G BRANDON BROOKS 79



## HOMETOWN PRIDE

An avid fan of Wisconsin sports, Brandon's favorite teams growing up were the Green Bay Packers, Milwaukee Brewers and Milwaukee Bucks. His favorite athletes as a kid were Ray Allen, Sam Cassell, Brett Favre, Ahman Green and Glenn Robinson. The first jersey he ever owned was a Ray Allen Bucks jersey. If he could play another professional sport, he would want to be a pitcher for the Brewers.

## AN EARLY INFLUENCE

Brandon took up football at the age of 12 when he played tight end and middle linebacker for the Riverside Tigers. He cites his former neighbor, Jarrod Johnson, as the biggest influence on his football career. Johnson, a former offensive lineman himself, played with the San Diego Chargers, the Pittsburgh Steelers and the Sacramento Surge of the World League. The two still talk to this day.



## COLLEGE HIGHLIGHTS

- Started 41 of the 45 games he played for the Miami University (Ohio) RedHawks and was a three-time All-Mid-American Conference second-team selection
- Registered 287 knockdowns and 47 touchdown-resulting blocks, including 35 touchdown-resulting blocks on the Redhawks' 40 rushing touchdowns during his career
- Made the switch to right guard for his senior season (2011) and started all 12 games, earning an appearance in the East-West Shrine Game
- Missed the beginning of his junior season (2010) with an injury, but returned to start two games at left tackle and four games at left guard, helping the RedHawks go 6-0 in those contests. Despite the injury, earned All-MAC second-team honors for a second-consecutive season
- As a sophomore in 2009, earned second-team All-MAC honors after starting 12 games at left tackle and registering 12 touchdown-resulting blocks
- Was named the RedHawks Freshman of the Year as a redshirt freshman in 2008 after he started all 12 games at left guard and recorded 70 knockdowns

## TRANSACTIONS

- 2012** Drafted by HOU in 3rd round (76th overall)  
Signed 4-year contract
- 3/9/16** Agreed to terms with PHI on a 5-year contract

### BROOKS' CAREER SERVICE

			STARTS		OFF SNAPS	
Year	Team	GP/S	LG	RG	No	Pct
2012	Houston	6/0	0	0	110	10%
2013	Houston	15/15	0	15	1043	93%
2014	Houston	15/15	0	15	985	89%
2015	Houston	14/14	1	13	981	83%
2016	Philadelphia	14/14	0	14	991	87%
<b>Totals</b>		<b>64/58</b>	<b>1</b>	<b>57</b>		
PLAYOFFS						
2012	Houston	2/0	0	0	63	40%
2015	Houston	1/1	0	1	64	100%
<b>Totals</b>		<b>3/1</b>	<b>0</b>	<b>1</b>	---	---

# TE TREY BURTON 88



**6-3 | 235**  **4th Year**  
**BORN: Oct. 29, 1991 (Age 25)**



**Venice,  
 Florida**  
**Venice  
 High School**



**Florida**  
 Acquired: UDFA 2014

## SPECIAL TEAMS TACKLES

EAGLES PLAYERS IN 2015

19	Trey Burton
16	Chris Maragos
12	Najee Goode

## THREE STEP DROP

**Desired talent: Being in a church choir**

**If he wasn't in football, he would be:  
 Financial advisor**

**If he could have one dinner guest: His  
 grandfather, John McClintock, who passed  
 away when he was in high school**

**Player he models his game after: James Casey**

**Best player he has lined up against:  
 Jordan Hicks in practice**

**First jersey: Dan Marino, Miami Dolphins**

**Favorite Philadelphia restaurants:  
 Mixto and Prime Stache**

**Favorite musicians: Lindsey Seals,  
 Lecrae and Andy Mineo**



A versatile threat in the collegiate ranks, **Trey Burton** originally signed with the Eagles as an undrafted free agent during the 2014 offseason. Burton has been a key member of the Eagles special teams units over the past three seasons, recording a blocked punt, blocked punt return TD, forced fumble and fumble recovery while also leading the unit with 19 tackles in 2015. Last season, Burton registered career highs with 37 catches for 327 yards and also added his first career receiving TD.

## UNIVERSITY OF FLORIDA SINGLE-GAME RANKINGS

### RUSHING TOUCHDOWNS

T. Burton (9/25/10 vs. Kentucky)	5
T. Tebow (11/10/07 at S. Carolina)	4
Four players tied	4

### POINTS BY A NON-KICKER

T. Burton (9/25/10 vs. Kentucky)	36
T. Tebow (11/10/07 at S. Carolina)	30
Many players tied	24

## CAREER HIGHLIGHTS

### 2016 - PHILADELPHIA EAGLES (15/4)

- Produced career highs in receptions (37), receiving yards (327) and offensive snaps played (331, 29%) in 2016
- Forced the first fumble of his career when he stripped the ball loose from Ravens KR **Chris Moore** on a kick return in the second quarter at Bal. (12/18/16)
- Made his first-career NFL start at Was. (10/16/16)
- Hauled in his first-career TD off a 2-yard pass from QB **Carson Wentz** in the third quarter at Chi. (9/19/16). Also totaled career highs with 5 receptions for 49 yards in the Monday night win

### 2015 - PHILADELPHIA EAGLES (16/0)

- Finished the 2015 season with a team-high 19 special teams tackles, which is tied for the highest total by an Eagle in the regular season since 2009



BURTON'S CAREER STATISTICS										
			RECEIVING					OFF SNAPS		ST
Year	Team	GP/S	No	Yards	Avg	Lg	TD	No	Pct	T
2014	Philadelphia	15/0	0	0	---	--	0	6	1%	7
2015	Philadelphia	16/0	3	54	18.0	43	0	63	5%	19
2016	Philadelphia	15/4	37	327	8.8	32	1	331	29%	7
<b>Totals</b>		<b>46/4</b>	<b>40</b>	<b>381</b>	<b>9.5</b>	<b>43</b>	<b>1</b>	<b>---</b>	<b>---</b>	<b>33</b>

ADDITIONAL CAREER STATISTICS										
<b>Special Teams TDs:</b> (1) - 27-yard blocked punt return on 12/28/14 at NYG										
<b>Special Teams FF:</b> (1) - 2016 (1) <b>Special Teams FR:</b> (1) - 2016 (1)										
<b>Blocked punt:</b> (1) - 9/28/14 at SF (Andy Lee)										
<b>Rushing:</b> 5 attempts for 10 yards in 2014										



Former Eagles LB and Special Teams Pro Bowler Ike Reese on Trey Burton's versatility

“

Trey brings you the rare combination of a special teams player: He brings you the speed, he has the agility, he plays with the aggressiveness and he has the athletic ability. That's what you want out of your special teams players.

”

## CAREER HIGHLIGHTS (Continued)

- Notched the first 2 receptions of his NFL career at Det. (11/26/15), including a 43-yarder in the first quarter
- Earned a spot on the 2014 **PFWA All-Rookie team** as a special teams player. Had 7 special teams tackles

### 2014 - PHILADELPHIA EAGLES (15/0)

- Returned a blocked punt for 27 yards for the first TD of his career at NYG (12/28/14). The Giants punt was blocked by **James Casey**

- Filled in at running back for an injured **Darren Sproles** vs. NYG (10/12/14) and rushed 5 times for 10 yards
- Blocked an **Andy Lee** punt in the end zone at SF (9/28/14) that was recovered for a TD by teammate **Brad Smith**. It was the first blocked punt for a TD by the Eagles since 1992

## COLLEGE HIGHLIGHTS

- Appeared in 50 games (29 starts) during his collegiate tenure, finishing his career with 720 rushing yards and 16 TDs on 141 carries and 107 catches for 976 yards and 4 TDs

## FATHER FIGURES

Burton claims the biggest influences on his life were a trio of mentors: his late grandfather, John McClintock, and two of his high school coaches, John Peacock and Larry Shannon.

“They kept me going in the right direction. I didn't have a father growing up, so they were my father figures through high school. If I ever needed anything or need anything to this day, I can always go to them and ask for anything.”

## CHARITABLE INTERESTS

As the son of a single mother, Burton hopes to get involved in charities that focus on helping children who grow up without fathers in their lives.

## HIGH SCHOOL STANDOUT

As a senior at Venice (FL) High School in 2009, Burton threw for 1,876 yards, 18 TDs and 1 INT and rushed for 821 yards and 22 TDs, earning FSWA 5A All-State First-Team honors. Burton also garnered all-state honors after passing for 1,399 yards and 12 TDs and recording 919 yards and 24 TDs on the ground. Burton also played basketball and ran track at Venice HS.

## NFL FAMILY TREE

Burton's grandfather, Lawrence Burton, was the 7th-overall pick in the 1975 NFL Draft and also sprinted for Team USA in the 1972 Summer Olympics in Munich.

Lawrence split time with new Orleans and San Diego during a five-year NFL career, hauling in 44 catches for 804 yards and 7 TDs. Additionally, he placed 4th for the United States in Munich in the 200-meter final.

## PHILLY APPRECIATION

Burton has a great appreciation for Philadelphia's history and enjoys exploring the city in his free time. “I was never exposed to anything like this when I was growing up.”

## BIRDSEED

Burton is the son of Cindy Burton and has two brothers, Clay Burton (who played collegiately at Florida and went to training camp with the Buffalo Bills in 2015) and Jake MacFarland. Burton and his wife, Yesenia, have three children. Burton graduated from Florida with a bachelor's degree in family, youth and community science.



## 2016 GAME-BY-GAME STATISTICS

Date	Opp	GP/S	Rec	Yds	Avg	Lg	TD	Snaps	Pct
Sep 11	Cle	W 0/0	INACTIVE (CALF)						
Sep 19	at Chi	W 1/0	5	49	9.8	14	1	31	43%
Sep 25	Pit	W 1/0	2	19	9.5	16	0	33	51%
Oct 9	at Det	L 1/0	1	5	5.0	5	0	11	18%
Oct 16	at Was	L 1/1	1	7	7.0	7	0	9	17%
Oct 23	Min	W 1/0	0	0	0.0	0	0	13	22%
Oct 30	at Dal	L 1/0	1	6	6.0	6	0	12	15%
Nov 6	at NYG	L 1/0	3	55	18.3	32	0	17	23%
Nov 13	Atl	W 1/0	0	0	0.0	0	0	9	11%
Nov 20	at Sea	L 1/1	1	14	14.0	14	0	7	9%
Nov 28	GB	L 1/1	3	10	3.3	9	0	19	32%
Dec 4	at Cin	L 1/0	5	53	10.6	15	0	53	66%
Dec 11	Was	L 1/0	7	65	9.3	16	0	37	47%
Dec 18	at Bal	L 1/1	2	2	1.0	1	0	22	25%
Dec 22	NYG	W 1/0	1	3	3.0	3	0	16	29%
Jan 1	Dal	W 1/0	5	39	7.8	12	0	42	55%
<b>Totals</b>		<b>15/4</b>	<b>37</b>	<b>327</b>	<b>8.8</b>	<b>32</b>	<b>1</b>	<b>331</b>	<b>29%</b>

## 2015 GAME-BY-GAME STATISTICS

Date	Opp	GP/S	Rec	Yds	Avg	Lg	TD	Snaps	Pct
Sep 14	at Atl	L 1/0	0	0	---	--	0	0	0%
Sep 20	Dal	L 1/0	0	0	---	--	0	0	0%
Sep 27	at NYJ	W 1/0	0	0	---	--	0	0	0%
Oct 4	at Was	L 1/0	0	0	---	--	0	0	0%
Oct 11	NO	W 1/0	0	0	---	--	0	0	0%
Oct 19	NYG	W 1/0	0	0	---	--	0	0	0%
Oct 25	at Car	L 1/0	0	0	---	--	0	3	4%
Nov 8	at Dal	W 1/0	0	0	---	--	0	0	0%
Nov 15	Mia	L 1/0	0	0	---	--	0	0	0%
Nov 22	TB	L 1/0	0	0	---	--	0	19	27%
Nov 26	at Det	L 1/0	2	49	24.5	43	0	24	41%
Dec 6	at NE	W 1/0	0	0	---	--	0	2	3%
Dec 13	Buf	W 1/0	0	0	---	--	0	4	5%
Dec 20	Ari	L 1/0	0	0	---	--	0	1	2%
Dec 26	Was	L 1/0	0	0	---	--	0	0	0%
Jan 3	at NYG	W 1/0	1	5	5.0	5	0	10	15%
<b>Totals</b>		<b>16/0</b>	<b>3</b>	<b>54</b>	<b>18.0</b>	<b>43</b>	<b>0</b>	<b>63</b>	<b>5%</b>

## CAREER HIGHS

<b>Receptions</b>	7	12/11/16 vs. Was.
<b>Receiving Yards</b>	65	12/11/16 vs. Was.
<b>Receiving Long</b>	43	11/26/15 at Det.
<b>Receiving TDs</b>	1	9/19/16 at Chi.

## 2014 GAME-BY-GAME STATISTICS

Date	Opp	GP/S	Rec	Yds	Avg	Lg	TD	Snaps	Pct
Sep 7	Jax	W 1/0	0	0	---	--	0	0	0%
Sep 15	at Ind	W 1/0	0	0	---	--	0	0	0%
Sep 21	Was	W 1/0	0	0	---	--	0	0	0%
Sep 28	at SF	L 1/0	0	0	---	--	0	0	0%
Oct 5	StL	W 1/0	0	0	---	--	0	0	0%
Oct 12	NYG	W 1/0	0	0	---	--	0	6	8%
Oct 26	at Ari	L 1/0	0	0	---	--	0	0	0%
Nov 2	at Hou	W 1/0	0	0	---	--	0	0	0%
Nov 10	Car	W 1/0	0	0	---	--	0	0	0%
Nov 16	at GB	L 1/0	0	0	---	--	0	0	0%
Nov 23	Ten	W 1/0	0	0	---	--	0	0	0%
Nov 27	at Dal	W 1/0	0	0	---	--	0	0	0%
Dec 7	Sea	L 0/0	INACTIVE (HAMSTRING)						
Dec 14	Dal	L 1/0	0	0	---	--	0	0	0%
Dec 20	at Was	L 1/0	0	0	---	--	0	0	0%
Dec 28	at NYG	W 1/0	0	0	---	--	0	0	0%
<b>Totals</b>		<b>15/0</b>	<b>0</b>	<b>0</b>	<b>---</b>	<b>--</b>	<b>0</b>	<b>6</b>	<b>1%</b>

## COLLEGE HIGHLIGHTS (Continued)

- As a senior captain in 2013, tallied 38 receptions for 445 yards and 1 TD as a full-time wide receiver
- Appeared in 12 games (four starts) as a junior, registering 190 yards and 2 TDs on 29 carries and 18 catches for 172 yards and 1 TD
- Joined Chris Rainey as the only Gators to score both a rushing and receiving TD in the same game as a sophomore in 2010. Finished the season with 19 catches for 149 yards and one TD, while adding 125 yards and three touchdowns on 37 carries
- Named to the 2010 SEC All-Freshman Team and was SEC Freshman Player of the Week twice during the season. Also earned a place on the 2010 SEC Academic Honor Roll
- Saw action at quarterback, fullback, tight end, wide receiver and on kick coverage while starting 11 games as a freshman in 2010. Recorded a team-high 11 rushing TDs on 75 carries and also led the Gators with 12 total TDs
- Ranked 3rd among Florida freshmen in school history with 12 total TDs and 2nd with 11 rushing TDs, trailing only **Emmitt Smith**
- Scored 6 total TDs (5 rushing, 1 receiving) in a single game against Kentucky (9/25/10), despite only touching the ball 10 times. Was only the fourth player in SEC history to score 36 or more points in a single game

## TRANSACTIONS

- 2014** Signed by PHI as undrafted free agent  
**4/3/17** Signed by PHI to 1-year tender

# TE BRENT CELEK 87



**6-4 | 255**  **11th Year**  
**BORN: Jan. 25, 1985 (Age 32)**



**Cincinnati,  
Ohio**

**La Salle  
High School**



**Cincinnati**

**D5b-07 (162nd overall)  
by Philadelphia**

## LONGEST-TENURED PRO ATHLETES IN PHILADELPHIA

ACTIVE PLAYERS (MLB, NBA, NFL, NHL)



**BRENT  
CELEK**  
SEPT. 2007



**CLAUDE  
GIROUX**  
FEB. 2008



**JASON  
PETERS**  
SEPT. 2009

## THREE STEP DROP

**Favorite businessperson: Elon Musk**

**First job: A janitor in his uncle's  
motorcycle shop**

**Bucket list: Driving in a NASCAR race**

**First jerseys: Charles Woodson, Michigan;  
Jerome Bettis, Pittsburgh Steelers**

**Favorite TV show: Nature  
documentaries narrated by  
David Attenborough**

**Favorite musician: Guordan Banks**



One of the toughest and most reliable players in team history, **Brent Celek** does it all from the TE position. He is a big target in the passing game, a relentless blocker and an unquestioned leader on the squad. Despite not being invited to the NFL Scouting Combine, Celek went on to become a 5th-round pick (162nd overall) in 2007 and developed into one of the most productive Eagles TEs ever. Celek has also ingrained himself within the community with his philanthropic work and business acumen. After inking a new deal in 2016, Celek is signed through 2018.

## MOST RECEPTIONS

EAGLES HISTORY



**HAROLD  
CARMICHAEL**  
**589**



**PETE  
RETZLAFF**  
**452**



**BRIAN  
WESTBROOK**  
**426**



**BRENT  
CELEK**  
**385**



**PETE  
PIHOS**  
**373**

## CAREER HIGHLIGHTS

- Has produced the 4th-most catches (385) in franchise history, trailing only **Harold Carmichael** (589 from 1971-83), **Pete Retzlaff** (452 from 1956-66) and **Brian Westbrook** (426 from 2002-09)
- Ranks 8th in Eagles history with 4,868 receiving yards, behind **Harold Carmichael** (8,978 from 1971-83), **Pete Retzlaff** (7,412 from 1956-66), **Mike Quick** (6,464 from 1982-90), **DeSean Jackson** (6,117 from 2008-13), **Pete Pihos** (5,619 from 1947-55), **Tommy McDonald** (5,499 from 1957-63) and **Bobby Walston** (5,363 from 1951-62)

### 2015 - PHILADELPHIA EAGLES (16/13)

- Recorded the 30th receiving TD of his NFL career at Det. (11/26/15)



## CELEK'S CAREER STATISTICS

Year	Team	GP/S	RECEIVING					OFF SNAPS	
			No	Yards	Avg	Lg	TD	No	Pct
2007	Philadelphia	16/4	16	178	11.1	29	1	N/A	N/A
2008	Philadelphia	16/7	27	318	11.8	44	1	N/A	N/A
2009	Philadelphia	16/15	76	971	12.8	47t	8	N/A	N/A
2010	Philadelphia	16/15	42	511	12.2	65t	4	N/A	N/A
2011	Philadelphia	16/16	62	811	13.1	73	5	N/A	N/A
2012	Philadelphia	15/14	57	684	12.0	34	1	862	76%
2013	Philadelphia	16/15	32	502	15.7	42	6	845	77%
2014	Philadelphia	16/15	32	340	10.6	37	1	815	69%
2015	Philadelphia	16/13	27	398	14.7	60	3	603	52%
2016	Philadelphia	16/8	14	155	11.1	24	0	439	39%
<b>Totals</b>		<b>159/122</b>	<b>385</b>	<b>4868</b>	<b>12.6</b>	<b>73</b>	<b>30</b>	---	---

## PLAYOFFS

2008	Philadelphia	3/3	19	151	7.9	31t	3	N/A	N/A
2009	Philadelphia	1/1	3	59	19.7	26	0	N/A	N/A
2010	Philadelphia	1/1	2	25	12.5	16	0	N/A	N/A
2013	Philadelphia	1/1	2	16	8.0	24	0	41	71%
<b>Totals</b>		<b>6/6</b>	<b>26</b>	<b>251</b>	<b>9.7</b>	<b>31t</b>	<b>3</b>	---	---

## ADDITIONAL CAREER STATISTICS

**Fumbles/Lost:** (5/3) - 2012 (1/1); 2013 (1/1); 2014 (1/1); 2015 (1/0); 2016 (1/0) **Fumble Recoveries:** (4) - 2007 (1); 2015 (2); 2016 (1)

**Kick Returns:** 1 for 12 yards on 12/19/10 at NYG



## BUSINESS INTERESTS

Celek acquired his desire to invest and research business ventures during his college classes at Cincinnati. "I would often get bored in class and sometimes just log onto the internet during class to research companies." Not much has changed today as Celek uses Flip Board to keep up with all the latest news and trends in business, style, entrepreneurship, architecture and design.

## 40 UNDER 40

In 2014, Celek became the first NFL player to ever be named to *Philadelphia Business Journal's* "40 under 40" for his success in his multiple business ventures.



## CAREER HIGHS

<b>Receptions</b>	10	12/28/10 vs. Min.
<b>Receiving Yards</b>	157	9/16/12 vs. Bal.
<b>Receiving Long</b>	73	12/18/11 vs. NYJ
<b>Receiving TDs</b>	1	30x, last: 11/26/15 at Det.

## CAREER HIGHLIGHTS (Continued)

- Posted 134 yards on 4 catches, including a 60-yard grab from **Sam Bradford** vs. Mia. (11/15/15). His 33.5 yards per reception were the most by an NFL TE since **M.L. Harris** (37.0) at NYJ on 9/16/84 (min. 4 receptions)

### 2013 - PHILADELPHIA EAGLES (16/15, Playoffs: 1/1)

- Hauled in a 1-yard TD from **Nick Foles** vs. Ari. (12/1/13), moving past **Chad Lewis** (23 from 1997-2005) for the 2nd-most TDs ever by an Eagles TE, trailing only **Pete Retzlaff** (47 from 1956-66)

### 2012 - PHILADELPHIA EAGLES (15/14)

- Totaled 157 receiving yards at Bal. (9/16/12), which is the 2nd-most yards ever by a TE in single-game franchise history, behind **Pete Retzlaff's** 204-yard effort against the Redskins on 11/14/65

### 2011 - PHILADELPHIA EAGLES (16/16)

- Tied **Jeremy Maclin** for the team's most receiving TDs (5) while ranking 2nd in receptions (62) and 3rd in receiving yards (811). Celek (811), Maclin (859) and **DeSean Jackson** (961) became the first trio in Eagles history to each post 800+ receiving yards in the same season

### 2010 - PHILADELPHIA EAGLES (16/15, Playoffs: 1/1)


- Set a regular-season career high with 10 catches for a season-high 97 yards vs. Min. (12/28/10)

### 2009 - PHILADELPHIA EAGLES (16/15, Playoffs: 1/1)

- Setting career highs with 76 receptions, 971 yards and 8 TDs. Among TEs in franchise history, only **Pete Retzlaff** (1,190 yards and 10 TDs in 1965) has recorded more receiving yards and TDs in a single season

## TAKE FLIGHT FOUNDATION

Founded in 2010, Celek's Take Flight Foundation has a primary goal of providing seriously ill and physically-challenged children throughout Greater Philadelphia with daily support and life-changing experiences. For more information on Celek's foundation, visit [brentcelek.org](http://brentcelek.org).



## MAD MONEY

A friend of die-hard Eagles fan and CSNBC's *Mad Money* host Jim Cramer, the two met for the first time for dinner in 2009 and have regularly talked about football and finance ever since.





ESPN analyst Jon Gruden on Brent Celek's approach to the game

“ I love players that sacrifice their personal statistics for the team, and Celek leads the Eagles in that category. ”

100+ YARD GAMES (8)				
Date	Opponent	Yards	Rec	TDs
9/16/12	vs. Baltimore Ravens (W, 24-23)	157	8	0
12/18/11	vs. New York Jets (W, 45-19)	156	5	1
11/15/15	vs. Miami Dolphins (L, 19-20)	134	4	0
11/2/08	at Seattle Seahawks (W, 26-7)	131	6	0
12/27/09	vs. Denver Broncos (W, 30-27)	121	4	1
11/10/14	vs. Carolina Panthers (W, 45-21)	116	5	0
9/27/09	vs. Kansas City Chiefs (W, 34-14)	104	8	1
9/20/09	vs. New Orleans Saints (L, 22-48)	104	8	0

2016 GAME-BY-GAME STATISTICS										
Date	Opp	GP/S	Rec	Yds	Avg	Lg	TD	Snaps	Pct	
Sep 11	Cle	W	1/0	1	11	11.0	11	0	38	49%
Sep 19	at Chi	W	1/1	0	0	0.0	0	0	53	74%
Sep 25	Pit	W	1/1	3	61	20.3	24	0	45	69%
Oct 9	at Det	L	1/0	0	0	0.0	0	0	23	38%
Oct 16	at Was	L	1/1	0	0	0.0	0	0	13	25%
Oct 23	Min	W	1/1	1	7	7.0	7	0	28	48%
Oct 30	at Dal	L	1/0	0	0	0.0	0	0	23	29%
Nov 6	at NYG	L	1/0	0	0	0.0	0	0	21	28%
Nov 13	Atl	W	1/0	1	9	9.0	9	0	28	35%
Nov 20	at Sea	L	1/0	1	19	19.0	19	0	19	24%
Nov 28	GB	L	1/1	0	0	0.0	0	0	20	34%
Dec 4	at Cin	L	1/1	0	0	0.0	0	0	19	24%
Dec 11	Was	L	1/1	2	7	3.5	9	0	30	38%
Dec 18	at Bal	L	1/0	1	5	5.0	5	0	26	30%
Dec 22	NYG	W	1/0	3	27	9.0	16	0	30	54%
Jan 1	Dal	W	1/1	1	9	9.0	9	0	23	30%
<b>Totals</b>			<b>16/8</b>	<b>14</b>	<b>155</b>	<b>11.1</b>	<b>24</b>	<b>0</b>	<b>439</b>	<b>39%</b>

## CAREER HIGHLIGHTS (Continued)

- Celek (24 years old), **DeSean Jackson** (23) and **Jeremy Maclin** (21) became the first trio of teammates age 24-or-younger in NFL history to each post 50+ catches, 750+ yards and 4+ TDs in a single season in 2009
- Notched two straight 100+ yard receiving games (104 vs. NO - 9/20/09; 104 vs. KC - 9/27/09), becoming the first Eagles TE to accomplish the feat since **Pete Retzlaff** in 1965
- Along with **DeSean Jackson**, became the first Eagles duo to each eclipse 100+ receiving yards in two consecutive games (9/20/09 vs. NO; 9/27/09 vs. KC) since **Pete Pihos** and **Bobby Walston** in 1953 (11/8/53 vs. NYG; 11/15/53 vs. Bal.)

## 2008 - PHILADELPHIA EAGLES (16/7, Playoffs: 3/3)

- Set an Eagles playoff record with 10 catches for 83 yards and 2 TDs in the NFC Championship game at Ari. (1/18/09). His 2 TDs tied a team postseason record held by **Chad Lewis**, **Fred Barnett** and **Harold Carmichael**



## FUEL TO THE FIRE

Celek admits getting snubbed for the combine in 2007 was a huge motivating factor for him. "It ticked me off, to be honest. I thought I would be drafted higher, but it just lit a fire under me that I will always carry."

## BRENT'S NO. 1 FAN

Celek's No. 1 fan is his grandfather, Ed, and vice versa. "We've been very close from when he was little on up," Ed said. Brent gave his grandfather the ball from his first TD in 2007.

## 'THE BUS'

Celek tries to model his game after one of the all-time great running backs: Hall of Famer Jerome Bettis. "I grew up watching Jerome Bettis and loved the way he played. He was a beast, the first guy never took him down. When I have the ball in my hands, I try to be like him. That's my mindset."

## BIRDSEED

Celek and his wife, Celeste, reside in Philadelphia. His parents, Steve and Debbie, own three hair salons and spas in Cincinnati named Paragon Salon. Celek has two younger brothers: Garrett, who is a tight end for the San Francisco 49ers, and Tyler. He also has two younger sisters: Stephanie and Mackenzie.

Celek was a two-time all-district and all-league selection at La Salle High School (Cincinnati, OH) who also lettered in track and field, participating in the shotput and discus events. Celek began playing football in the 2nd grade as a fullback for Our Lady of Visitation (Cincinnati, OH).

Celek grew up a fan of the Cincinnati Bengals as his family owned 10 season tickets. His favorite Bengal of all time is Boomer Esiason. He also enjoyed watching Notre Dame football.



## 2015 GAME-BY-GAME STATISTICS

Date	Opp	GP/S	Rec	Yds	Avg	Lg	TD	Snaps	Pct
Sep 14	at Atl	L 1/1	1	6	6.0	6	0	27	36%
Sep 20	Dal	L 1/1	0	0	0.0	0	0	31	50%
Sep 27	at NYJ	W 1/1	0	0	0.0	0	0	46	63%
Oct 4	at Was	L 1/0	1	10	10.0	10t	1	19	34%
Oct 11	NO	W 1/1	3	44	14.7	23	1	49	58%
Oct 19	NYG	W 1/0	0	0	0.0	0	0	41	53%
Oct 25	at Car	L 1/1	2	11	5.5	6	0	44	53%
Nov 8	at Dal	W 1/1	0	0	0.0	0	0	38	52%
Nov 15	Mia	L 1/1	4	134	33.5	60	0	58	60%
Nov 22	TB	L 1/1	7	79	11.3	18	0	47	66%
Nov 26	at Det	L 1/1	2	10	5.0	8	1	43	73%
Dec 6	at NE	W 1/1	1	16	16.0	16	0	37	61%
Dec 13	Buf	W 1/1	1	1	1.0	1	0	39	51%
Dec 20	Ari	L 1/1	2	31	15.5	21	0	27	42%
Dec 26	Was	L 1/0	1	18	18.0	18	0	26	32%
Jan 3	at NYG	W 1/1	2	38	19.0	24	0	31	47%
<b>Totals</b>		<b>16/13</b>	<b>27</b>	<b>398</b>	<b>14.7</b>	<b>60</b>	<b>3</b>	<b>603</b>	<b>52%</b>

## 2014 GAME-BY-GAME STATISTICS

Date	Opp	GP/S	Rec	Yds	Avg	Lg	TD	Snaps	Pct
Sep 7	Jax	W 1/1	3	15	5.0	12	0	59	68%
Sep 15	at Ind	W 1/1	0	0	0.0	0	0	46	68%
Sep 21	Was	W 1/1	0	0	0.0	0	0	46	63%
Sep 28	at SF	L 1/1	0	0	0.0	0	0	36	60%
Oct 5	StL	W 1/1	3	15	5.0	8	0	58	79%
Oct 12	NYG	W 1/1	4	45	11.3	24	0	56	78%
Oct 26	at Ari	L 1/1	2	8	4.0	6	0	66	72%
Nov 2	at Hou	W 1/1	2	7	3.5	4	0	64	77%
Nov 10	Car	W 1/1	5	116	23.2	37	0	36	58%
Nov 16	at GB	L 1/1	1	11	11.0	11	0	52	67%
Nov 23	Ten	W 1/0	5	48	9.6	15	0	67	77%
Nov 27	at Dal	W 1/1	1	7	7.0	7	0	62	81%
Dec 7	Sea	L 1/1	0	0	0.0	0	0	29	63%
Dec 14	Dal	L 1/1	4	52	13.0	23	0	34	62%
Dec 20	at Was	L 1/1	1	15	15.0	15	0	56	62%
Dec 28	at NYG	W 1/1	1	1	1.0	1t	1	48	66%
<b>Totals</b>		<b>16/15</b>	<b>32</b>	<b>340</b>	<b>10.6</b>	<b>37</b>	<b>1</b>	<b>815</b>	<b>69%</b>

## CAREER HIGHLIGHTS (Continued)

- Caught his first career playoff TD in the fourth quarter of an NFC Divisional round win at NYG (1/11/09)

### 2007 - PHILADELPHIA EAGLES (16/4)

- Snagged a 2-yard pass from QB **Donovan McNabb** for his first career TD vs. Buf. (12/30/07)

## COLLEGE HIGHLIGHTS

- Finished his Cincinnati career ranked 3rd on the school's all-time list among TEs in receptions (91) and TDs (14), while amassing 1,135 yards. Closed his Bearcats career with a streak of 25 consecutive games with a catch
- Led all Big East TEs in receptions (35) and yards (481) while adding 3 TDs during his senior season
- As a junior, posted 32 receptions for 361 yards and 3 TDs and garnered second-team All-Conference USA honors as a sophomore with a school-record 8 TDs as a TE

## TRANSACTIONS

**2007** Drafted by PHI in 5th round (162nd overall)

*Signed 4-year contract*

**12/1/09** Signed by PHI to 6-year extension through 2016

**1/29/16** Signed by PHI to 3-year contract through 2018

## 2013 GAME-BY-GAME STATISTICS

Date	Opp	GP/S	Rec	Yds	Avg	Lg	TD	Snaps	Pct
Sep 9	at Was	W 1/1	2	56	28.0	28t	1	66	83%
Sep 15	SD	L 1/1	0	0	0.0	0	0	54	92%
Sep 19	KC	L 1/1	2	18	9.0	16	0	60	92%
Sep 29	at Den	L 1/1	3	57	19.0	27	0	51	72%
Oct 6	at NYG	W 1/1	3	47	15.7	25t	1	64	79%
Oct 13	at TB	W 1/1	1	10	10.0	10	0	48	71%
Oct 20	Dal	L 1/0	1	9	9.0	9	0	55	69%
Oct 27	NYG	L 1/1	2	17	8.5	9	0	40	66%
Nov 3	at Oak	W 1/1	3	27	9.0	24	1	39	66%
Nov 10	at GB	W 1/1	1	7	7.0	7	0	50	82%
Nov 17	Was	W 1/0	1	42	42.0	42	0	44	67%
Dec 1	Ari	W 1/1	4	29	7.3	16	1	64	82%
Dec 8	Det	W 1/1	2	29	14.5	27	0	67	89%
Dec 15	at Min	L 1/1	1	25	25.0	25	0	31	45%
Dec 22	Chi	W 1/1	3	58	19.3	24	1	58	91%
Dec 29	at Dal	W 1/1	3	71	23.7	25	1	54	81%
<b>Totals</b>		<b>16/15</b>	<b>32</b>	<b>502</b>	<b>15.7</b>	<b>42</b>	<b>6</b>	<b>845</b>	<b>77%</b>
<b>PLAYOFFS</b>									
Jan 4	NO	L 1/1	2	16	8.0	24	0	41	71%
<b>Totals</b>		<b>1/1</b>	<b>2</b>	<b>16</b>	<b>8.0</b>	<b>24</b>	<b>0</b>	<b>41</b>	<b>71%</b>





## 2012 GAME-BY-GAME STATISTICS

Date	Opp	GP/S	Rec	Yds	Avg	Lg	TD	Snaps	Pct		
Sep 9	at Cle	W 1/1	4	65	16.3	28	0	88	94%		
Sep 16	Bal	W 1/1	8	157	19.6	28	0	75	95%		
Sep 23	at Ari	L 1/1	2	36	18.0	34	0	54	84%		
Sep 30	NYG	W 1/1	4	57	14.3	27	0	63	91%		
Oct 7	at Pit	L 1/1	3	9	3.0	5	1	54	95%		
Oct 14	Det	L 1/1	4	33	8.3	11	0	70	85%		
Oct 28	Atl	L 1/1	3	32	10.7	16	0	54	86%		
Nov 5	at NO	L 1/1	5	47	9.4	14	0	73	92%		
Nov 11	Dal	L 1/1	3	31	10.3	17	0	68	87%		
Nov 18	at Was	L 1/1	5	42	8.4	22	0	56	75%		
Nov 26	Car	L 1/1	2	19	9.5	16	0	43	86%		
Dec 2	at Dal	L 1/1	7	73	10.4	19	0	55	87%		
Dec 9	at TB	W 1/1	1	1	1.0	1	0	1	1%		
Dec 13	Cin	L 0/0	INACTIVE (CONCUSSION)								
Dec 23	Was	L 1/1	3	39	13.0	17	0	60	79%		
Dec 30	at NYG	L 1/0	3	43	14.3	28	0	48	73%		
<b>Totals</b>		<b>15/14</b>	<b>57</b>	<b>684</b>	<b>12.0</b>	<b>34</b>	<b>1</b>	<b>862</b>	<b>76%</b>		

## 2011 GAME-BY-GAME STATISTICS

Date	Opp	GP/S	Rec	Yds	Avg	Lg	TD	Snaps	Pct
Sep 11	at StL	W 1/1	1	13	13.0	13	0	N/A	N/A
Sep 18	at Atl	L 1/1	4	43	10.8	24	0	N/A	N/A
Sep 25	NYG	L 1/1	2	9	4.5	6	0	N/A	N/A
Oct 2	SF	L 1/1	1	2	2.0	2	0	N/A	N/A
Oct 9	at Buf	L 1/1	1	6	6.0	6	0	N/A	N/A
Oct 16	at Was	W 1/1	4	42	10.5	21	1	N/A	N/A
Oct 30	Dal	W 1/1	7	94	13.4	22	1	N/A	N/A
Nov 7	Chi	L 1/1	7	60	8.6	21	0	N/A	N/A
Nov 13	Ari	L 1/1	4	53	13.3	20	0	N/A	N/A
Nov 20	at NYG	W 1/1	6	60	10.0	18	0	N/A	N/A
Nov 27	NE	L 1/1	5	75	15.0	24	0	N/A	N/A
Dec 1	at Sea	L 1/1	3	21	7.0	11	0	N/A	N/A
Dec 11	at Mia	W 1/1	4	39	9.8	11	0	N/A	N/A
Dec 18	NYJ	W 1/1	5	156	31.2	73	1	N/A	N/A
Dec 24	at Dal	W 1/1	2	52	26.0	39	1	N/A	N/A
Jan 1	Was	W 1/1	6	86	14.3	30	1	N/A	N/A
<b>Totals</b>		<b>16/16</b>	<b>62</b>	<b>811</b>	<b>13.1</b>	<b>73</b>	<b>5</b>	<b>N/A</b>	<b>N/A</b>

## 2010 GAME-BY-GAME STATISTICS

Date	Opp	GP/S	Rec	Yds	Avg	Lg	TD	Snaps	Pct
Sep 12	GB	L 1/1	2	32	16.0	27	0	N/A	N/A
Sep 19	at Det	W 1/1	3	27	9.0	11	0	N/A	N/A
Sep 26	at Jax	W 1/1	4	42	10.5	21	0	N/A	N/A
Oct 3	Was	L 1/1	3	27	9.0	12	1	N/A	N/A
Oct 10	at SF	W 1/1	3	47	15.7	32	1	N/A	N/A
Oct 17	Atl	W 1/1	4	46	11.5	24	0	N/A	N/A
Oct 24	at Ten	L 1/1	2	8	4.0	4	0	N/A	N/A
Nov 7	Ind	W 1/1	0	0	0.0	0	0	N/A	N/A
Nov 15	at Was	W 1/1	2	8	4.0	7	0	N/A	N/A
Nov 21	NYG	W 1/1	0	0	0.0	0	0	N/A	N/A
Nov 28	at Chi	L 1/0	3	50	16.7	30t	1	N/A	N/A
Dec 2	Hou	W 1/1	4	55	13.8	20	0	N/A	N/A
Dec 12	at Dal	W 1/1	0	0	0.0	0	0	N/A	N/A
Dec 19	at NYG	W 1/0	2	72	36.0	65t	1	N/A	N/A
Dec 28	Min	L 1/1	10	97	9.7	22	0	N/A	N/A
Jan 2	Dal	L 1/0	0	0	0.0	0	0	N/A	N/A
<b>Totals</b>		<b>16/15</b>	<b>42</b>	<b>511</b>	<b>12.2</b>	<b>65t</b>	<b>4</b>	<b>N/A</b>	<b>N/A</b>
<b>PLAYOFFS</b>									
Jan 9	GB	L 1/1	2	25	12.5	16	0	N/A	N/A
<b>Totals</b>		<b>1/1</b>	<b>2</b>	<b>25</b>	<b>12.5</b>	<b>16</b>	<b>0</b>	<b>N/A</b>	<b>N/A</b>

## 2009 GAME-BY-GAME STATISTICS

Date	Opp	GP/S	Rec	Yds	Avg	Lg	TD	Snaps	Pct
Sep 13	at Car	W 1/1	6	37	6.2	9t	1	N/A	N/A
Sep 20	NO	L 1/1	8	104	13.0	26	0	N/A	N/A
Sep 27	KC	W 1/1	8	104	13.0	35t	1	N/A	N/A
Oct 11	TB	W 1/1	4	58	14.5	38	0	N/A	N/A
Oct 18	at Oak	L 1/1	4	75	18.8	42	0	N/A	N/A
Oct 26	at Was	W 1/1	3	8	2.7	6	0	N/A	N/A
Nov 1	NYG	W 1/1	4	61	15.3	20	1	N/A	N/A
Nov 8	Dal	L 1/1	3	39	13.0	20	1	N/A	N/A
Nov 15	at SD	L 1/1	6	47	7.8	17	1	N/A	N/A
Nov 22	at Chi	W 1/1	4	35	8.8	21	0	N/A	N/A
Nov 29	Was	W 1/0	4	33	8.3	15	0	N/A	N/A
Dec 6	at Atl	W 1/1	2	16	8.0	11	1	N/A	N/A
Dec 13	at NYG	W 1/1	5	64	12.8	23	1	N/A	N/A
Dec 20	SF	W 1/0	4	73	18.3	43	0	N/A	N/A
Dec 27	Den	W 1/1	4	121	30.3	47t	1	N/A	N/A
Jan 3	at Dal	L 1/1	7	96	13.7	25	0	N/A	N/A
<b>Totals</b>		<b>16/15</b>	<b>76</b>	<b>971</b>	<b>12.8</b>	<b>47t</b>	<b>8</b>	<b>N/A</b>	<b>N/A</b>
<b>PLAYOFFS</b>									
Jan 9	at Dal	L 1/1	3	59	19.7	26	0	N/A	N/A
<b>Totals</b>		<b>1/1</b>	<b>3</b>	<b>59</b>	<b>19.7</b>	<b>26</b>	<b>0</b>	<b>N/A</b>	<b>N/A</b>



## 2008 GAME-BY-GAME STATISTICS

Date	Opp	GP/S	Rec	Yds	Avg	Lg	TD	Snaps	Pct
Sep 7	StL	W 1/0	2	15	7.5	9	0	N/A	N/A
Sep 15	at Dal	L 1/0	1	19	19.0	19	0	N/A	N/A
Sep 21	Pit	W 1/0	0	0	0.0	0	0	N/A	N/A
Sep 28	at Chi	L 1/1	3	21	7.0	9	0	N/A	N/A
Oct 5	Was	L 1/0	0	0	0.0	0	0	N/A	N/A
Oct 12	at SF	W 1/0	0	0	0.0	0	0	N/A	N/A
Oct 26	Atl	W 1/1	2	28	14.0	20	0	N/A	N/A
Nov 2	at Sea	W 1/1	6	131	21.8	44	0	N/A	N/A
Nov 9	NYG	L 1/0	0	0	0.0	0	0	N/A	N/A
Nov 16	at Cin	T 1/0	3	25	8.3	11	0	N/A	N/A
Nov 23	at Bal	L 1/1	3	26	8.7	10	0	N/A	N/A
Nov 27	Ari	W 1/0	1	6	6.0	6	0	N/A	N/A
Dec 7	at NYG	W 1/1	0	0	0.0	0	0	N/A	N/A
Dec 15	Cle	W 1/1	2	9	4.5	8	0	N/A	N/A
Dec 21	at Was	L 1/0	1	8	8.0	8	0	N/A	N/A
Dec 28	Dal	W 1/1	3	30	10.0	20	1	N/A	N/A
<b>Totals</b>		<b>16/7</b>	<b>27</b>	<b>318</b>	<b>11.8</b>	<b>44</b>	<b>1</b>	<b>N/A</b>	<b>N/A</b>

## PLAYOFFS

Jan 4	at Min	W 1/1	6	56	9.3	19	0	N/A	N/A
Jan 11	at NYG	W 1/1	3	12	4.0	6	1	N/A	N/A
Jan 18	at Ari	L 1/1	10	83	8.3	31t	2	N/A	N/A
<b>Totals</b>		<b>3/3</b>	<b>19</b>	<b>151</b>	<b>7.9</b>	<b>31t</b>	<b>3</b>	<b>N/A</b>	<b>N/A</b>

## 2007 GAME-BY-GAME STATISTICS

Date	Opp	GP/S	Rec	Yds	Avg	Lg	TD	Snaps	Pct
Sep 9	at GB	L 1/0	0	0	0.0	0	0	N/A	N/A
Sep 17	Was	L 1/0	0	0	0.0	0	0	N/A	N/A
Sep 23	Det	W 1/0	0	0	0.0	0	0	N/A	N/A
Sep 30	at NYG	L 1/0	3	31	10.3	15	0	N/A	N/A
Oct 14	at NYJ	W 1/0	2	14	7.0	10	0	N/A	N/A
Oct 21	Chi	L 1/1	1	8	8.0	8	0	N/A	N/A
Oct 28	at Min	W 1/0	0	0	0.0	0	0	N/A	N/A
Nov 4	Dal	L 1/0	1	6	6.0	6	0	N/A	N/A
Nov 11	at Was	W 1/0	0	0	0.0	0	0	N/A	N/A
Nov 18	Mia	W 1/0	0	0	0.0	0	0	N/A	N/A
Nov 25	at NE	L 1/1	0	0	0.0	0	0	N/A	N/A
Dec 2	Sea	L 1/0	1	16	16.0	16	0	N/A	N/A
Dec 9	NYG	L 1/0	0	0	0.0	0	0	N/A	N/A
Dec 16	at Dal	W 1/0	3	50	16.7	29	0	N/A	N/A
Dec 23	at NO	W 1/1	2	35	17.5	29	0	N/A	N/A
Dec 30	Buf	W 1/1	3	18	6.0	11	1	N/A	N/A
<b>Totals</b>		<b>16/4</b>	<b>16</b>	<b>178</b>	<b>11.1</b>	<b>29</b>	<b>1</b>	<b>N/A</b>	<b>N/A</b>

# RB COREY CLEMENT 30



**5-10 | 220** **Rookie**  
**BORN: Nov. 2, 1994 (Age 22)**

**Glassboro,  
New Jersey**

**Glassboro  
High School**



**Wisconsin**

**Acquired: UDFA 2017**



**Corey Clement** signed with the Eagles as an undrafted free agent during the 2017 offseason, following a four-year career at the University of Wisconsin. Clement was a member of the winningest senior class in Badgers history (41-13, .759), where he amassed 3,092 rushing yards and finished 8th all-time in career rushing average (5.4) and 9th in career rushing TDs (36). As a senior in 2016, Clement produced career highs in attempts (314), rushing yards (1,375) and rushing TDs (15) en route to first-team All-Big Ten honors from the league's coaches.

## RUSHING YARDS

**BIG TEN PLAYERS IN 2016**

Justin Jackson (NW)	1,524
Saquon Barkley (PSU)	1,496
<b>Corey Clement (Wis.)</b>	<b>1,375</b>

## RUSHING TDs

**BIG TEN PLAYERS IN 2016**

Saquon Barkley (PSU)	18
Rodney Smith (Minn.)	16
<b>Corey Clement (Wis.)</b>	<b>15</b>
Justin Jackson (NW)	15

# 3,902 • 36

Clement rushed for 3,902 yards during his four-year career at Wisconsin and produced the 9th-most rushing TDs (36) in school history.

## BIRDSEED

- Is the son of Latanya and Steve Clement. Interned at Merrill Lynch during the summer of 2016. Majored in life sciences communication at the University of Wisconsin
- Prepped at Glassboro HS (Glassboro, NJ), where he was coached by Mark Maccarone. Selected to the Semper Fidelis All-American Bowl after finishing his high school career with an outstanding 6,245 rushing yards, 34 rushing TDs and 90 total TDs
- Earned first-team all-state honors after rushing for 2,323 yards and 33 TDs while also recording 47 tackles and 8.0 sacks as a senior. Set the New Jersey state record with 479 yards against Gloucester City. Ran for 2,510 yards and 36 total TDs as a junior. Tallied 1,205 rushing yards and 15 TDs as a sophomore

## COLLEGE HIGHLIGHTS

- A member of the winningest senior class in Wisconsin history (41-13, .759). Rushed for 3,092 yards and 36 TDs on 576 attempts (5.4 avg.) while adding 29 catches for 279 yards and 2 TDs in 43 career games (15 starts)

# RB COREY CLEMENT 30



## CLEMENT'S COLLEGE STATISTICS

Year	Team	GP/S	RUSHING					RECEIVING					TYS
			Att	Yds	Avg	Lg	TD	No	Yds	Avg	Lg	TD	
2013	Wisconsin	12/0	67	547	8.2	75t	7	1	9	9.0	9	0	556
2014	Wisconsin	14/1	147	949	6.5	72t	9	14	119	8.5	28	2	1068
2015	Wisconsin	4/1	48	221	4.6	58	5	2	19	9.5	13	0	240
2016	Wisconsin	13/13	314	1375	4.4	68	15	12	132	11.0	26	0	1507
<b>Totals</b>		<b>43/15</b>	<b>576</b>	<b>3092</b>	<b>5.4</b>	<b>75t</b>	<b>36</b>	<b>29</b>	<b>279</b>	<b>9.6</b>	<b>28</b>	<b>2</b>	<b>3371</b>



## COLLEGE HIGHLIGHTS (Continued)

- Finished 8th in school history in career rushing average and 9th in career rushing TDs
- Earned first-team All-Big Ten honors from the league's coaches after recording career highs with 314 carries for 1,375 yards (4.3 avg.) and 15 TDs in 13 games (all starts) as a senior in 2016. Tallied eight 100+ yard rushing games, including five straight to end the season. Rushed for a career-high-tying 164 yards vs. Ohio State (10/15/16) and vs. Penn State (12/3/16)

- Played in all 14 games (one start) as a sophomore in 2014, rushing 147 times for 949 yards (6.5 avg.) and 9 TDs. Combined with **Melvin Gordon** (2,587 yards) to set the single-season FBS record for rushing yards by teammates at 3,536 yards (breaking the record of 3,053 set by Gordon and **James White** in 2013). Registered a career-high 164 yards vs. Illinois (11/11/14)

## TRANSACTIONS

- 2017** Signed by PHI as undrafted free agent

# DT FLETCHER COX 91



**6-4 | 310** **6th Year**  
**BORN: Dec. 13, 1990 (Age 26)**

**Yazoo City,  
Mississippi**



**Yazoo City  
High School**



**Mississippi State**  
**D1-12 (12th overall)**  
**by Philadelphia**

## MOST SACKS

NFL DEFENSIVE TACKLES SINCE 2015

Geno Atkins	20.0
Aaron Donald	19.0
Kawann Short	17.0
<b>Fletcher Cox</b>	<b>16.0</b>
Gerald McCoy	15.5

## THREE STEP DROP

Nickname: **Bug Eye**

Favorite meal: **Mom's baked beans,  
mac and cheese, grilled chicken  
and pork chops**

Best player he has ever faced:  
**Cowboys T Tyron Smith**

If he could play another sport,  
what position: **First baseman,  
New York Yankees**

First jersey owned: **LaDanian  
Tomlinson, San Diego Chargers**

Three favorite throwback jerseys:  
**Michael Jordan, Chicago Bulls;  
Ronnie Lott, San Francisco 49ers;  
Ken Griffey Jr., Cincinnati Reds**



**AP**  
**2014**

**AP**  
**2015**

**2016**

**2017**

A powerful and disruptive force, **Fletcher Cox** has established himself as one of the league's best defensive players after Philadelphia traded up three spots in the 2012 NFL Draft to take him with the 12th-overall selection. The two-time Pro Bowl honoree, who ranks 5th all-time among Eagles interior linemen with 28.5 career sacks, signed a six-year contract on June 16, 2016 that will keep him in Philadelphia through 2022.

## CAREER HIGHLIGHTS

- Ranks 5th all-time among Eagles interior defensive linemen with 28.5 career sacks, trailing only **Andy Harmon** (39.5 from 1991-97), **Ken Clarke** (32.5 from 1978-87), **Corey Simon** (32.0 from 2000-04) and **Jerome Brown** (29.5 from 1987-91)
- Leads the team and ranks 4th among NFL defensive tackles with 16.0 sacks since 2015, behind **Geno Atkins** (20.0), **Aaron Donald** (19.0) and **Kawann Short** (17.0)

## CAREER SACKS

ALL-TIME EAGLES INTERIOR DL



**ANDY  
HARMON**  
**39.5**



**KEN  
CLARKE**  
**32.5**



**COREY  
SIMON**  
**32.0**



**JEROME  
BROWN**  
**29.5**



**FLETCHER  
COX**  
**28.5**



## COX'S CAREER STATISTICS

Year	Team	GP/S	TACKLES					PASS DEFENSE						FUMBLES			DEF SNAPS	
			Total	Solo	Asst	TFL	Sacks	Int	Yds	Lg	TD	PD	Hur	FF	FR	Yds	No	Pct
2012	Philadelphia	15/9	65	46	19	7.0	5.5	0	0	--	0	2	24	0	0	0	509	49%
2013	Philadelphia	16/16	66	44	22	1.0	3.0	0	0	--	0	3	21	0	1	3	882	73%
2014	Philadelphia	16/16	70	59	11	7.0	4.0	0	0	--	0	0	14	1	3	21	921	80%
2015	Philadelphia	16/16	104	80	24	16.5	9.5	0	0	--	0	0	32	3	2	0	983	81%
2016	Philadelphia	16/16	53	34	19	10.0	6.5	0	0	--	0	4	21	1	1	0	773	76%
<b>Totals</b>		<b>79/73</b>	<b>358</b>	<b>263</b>	<b>95</b>	<b>41.5</b>	<b>28.5</b>	<b>0</b>	<b>0</b>	<b>--</b>	<b>0</b>	<b>9</b>	<b>112</b>	<b>5</b>	<b>7</b>	<b>24</b>	<b>---</b>	<b>---</b>
PLAYOFFS																		
2013	Philadelphia	1/1	3	3	0	0.0	0.0	0	0	--	0	0	0	0	0	0	61	85%
<b>Totals</b>		<b>1/1</b>	<b>3</b>	<b>3</b>	<b>0</b>	<b>0.0</b>	<b>0.0</b>	<b>0</b>	<b>0</b>	<b>--</b>	<b>0</b>	<b>0</b>	<b>0</b>	<b>0</b>	<b>0</b>	<b>0</b>	<b>---</b>	<b>---</b>

## CAREER HIGHLIGHTS (Continued)

### 2016 - PHILADELPHIA EAGLES (16/16)

- Voted to the **Pro Bowl** for the second time in his career after tying for the 5th-most sacks (6.5) by an NFL defensive tackle, trailing only **Geno Atkins** (9.0), **Aaron Donald** (8.0), **Gerald McCoy** (7.0) and **Leonard Williams** (7.0)
- Posted 1.5 sacks of Redskins QB **Kirk Cousins** vs. Was. (12/11/16), marking his fifth-career multi-sack game
- Named **NFC Defensive Player of the Month** for September 2016 after totaling 3.0 sacks and 1 FF in three contests
- Sacked Steelers QB **Ben Roethlisberger** twice and forced him to fumble once (recovered by **Brandon Graham**) as part of an 8-tackle effort vs. Pit. (9/25/16)



## THE MECHANIC

One of Cox's passions off the field is fixing up old cars. In fact, he believes he'd most likely work as a mechanic if he wasn't playing football. "I didn't have much of a choice. It runs in the family," said Cox, who now has his own drag racing team using a 1991 Ford Mustang drag radial, which is driven by Shawn Ayers. The team competes in professional events around the country.

## BIGGEST INFLUENCES

Cox claims the biggest influence on his life and career is his late older brother, Shadrack, who passed away during the 2015 offseason. Said Cox, "He was my father figure. I always looked up to him, especially for decision making. He always taught me about doing the right things and being successful in life. I try to emulate him every day. He taught me my love for cars."

Cox also credits his high school guidance counselor, Christie Cater, and his late high school position coach, Kyle Wallace, for his success. "Coach Wallace picked me up every day for summer workouts. He pushed me to my limits."

## SMALL TOWN ROOTS

Cox grew up in the small town of Yazoo, MS, which has a population of less than 30,000 people. "It was a big adjustment for me," said Cox, whose graduating class was just 100 students.

## HIGH SCHOOL STANDOUT

Cox attended Yazoo City HS (Yazoo, MS), where he recorded 104 tackles, 10 sacks, 1 INT and 1 FR as a senior. Cox notched 103 tackles, 11 sacks and 2 INTs (one of which he returned for a TD) during his junior season. He also played basketball and participated in track in the second leg of the 4 x 100 meter team.

## BIRDSEED

Cox is the son of Melissa Cox, who works at a Nissan dealership. He has two sisters, Fantasia and Nakeia, and an older brother, Shadrack, who passed away during the 2015 offseason. Cox owns two pitbulls named Debow and Nina.



@fcox\_91



@fcox\_91



Eagles Defensive Coordinator Jim Schwartz on the importance of Fletcher Cox

“

He's a difficult matchup one-on-one; he plays the run well and he plays the pass well. You know, there's a reason we gave him all that money, and it's not because he fits a certain scheme or anything else. He's just a really good player.

”

## 2016 GAME-BY-GAME STATISTICS

Date	Opp	GP/S	Tot	Solo	Sk	Hur	PD	FF	FR	Snaps	Pct
Sep 11	Cle	W 1/1	4	4	1.0	2	0	0	0	38	73%
Sep 19	at Chi	W 1/1	2	2	0.0	1	0	0	0	42	81%
Sep 25	Pit	W 1/1	8	6	2.0	3	0	1	0	41	68%
Oct 9	at Det	L 1/1	2	2	1.0	1	0	0	0	53	87%
Oct 16	at Was	L 1/1	0	0	0.0	3	0	0	0	55	74%
Oct 23	Min	W 1/1	5	2	0.0	2	0	0	0	54	71%
Oct 30	at Dal	L 1/1	5	3	0.0	2	0	0	0	64	82%
Nov 6	at NYG	L 1/1	5	3	0.0	0	1	0	0	50	78%
Nov 13	Atl	W 1/1	1	0	0.0	3	0	0	0	41	82%
Nov 20	at Sea	L 1/1	4	2	0.0	1	1	0	0	45	67%
Nov 28	GB	L 1/1	2	0	0.0	0	0	0	0	57	80%
Dec 4	at Cin	L 1/1	3	2	0.0	0	1	0	0	47	73%
Dec 11	Was	L 1/1	4	3	1.5	1	0	0	0	34	71%
Dec 18	at Bal	L 1/1	2	1	1.0	1	0	0	1	46	79%
Dec 22	NYG	W 1/1	3	1	0.0	1	1	0	0	66	74%
Jan 1	Dal	W 1/1	3	3	0.0	0	0	0	0	40	71%
<b>Totals</b>		<b>16/16</b>	<b>53</b>	<b>34</b>	<b>6.5</b>	<b>21</b>	<b>4</b>	<b>1</b>	<b>1</b>	<b>773</b>	<b>76%</b>

## 2015 GAME-BY-GAME STATISTICS

Date	Opp	GP/S	Tot	Solo	Sk	Hur	PD	FF	FR	Snaps	Pct
Sep 14	at Atl	L 1/1	4	3	1.0	1	0	0	0	69	90%
Sep 20	Dal	L 1/1	7	5	0.0	2	0	0	1	68	80%
Sep 27	at NYJ	W 1/1	5	2	0.0	4	0	0	0	62	78%
Oct 4	at Was	L 1/1	7	4	0.0	1	0	0	0	73	87%
Oct 11	NO	W 1/1	9	9	3.0	0	0	2	1	46	67%
Oct 19	NYG	W 1/1	6	4	1.0	0	0	1	0	56	82%
Oct 25	at Car	L 1/1	4	3	0.0	1	0	0	0	52	85%
Nov 8	at Dal	W 1/1	5	3	0.0	3	0	0	0	65	83%
Nov 15	Mia	L 1/1	7	4	0.5	3	0	0	0	59	88%
Nov 22	TB	L 1/1	8	5	0.0	1	0	0	0	59	76%
Nov 26	at Det	L 1/1	8	8	0.0	1	0	0	0	52	72%
Dec 6	at NE	W 1/1	2	2	0.0	8	0	0	0	66	74%
Dec 13	Buf	W 1/1	8	8	1.0	3	0	0	0	60	81%
Dec 20	Ari	L 1/1	7	6	1.0	1	0	0	0	59	78%
Dec 26	Was	L 1/1	9	8	2.0	3	0	0	0	64	85%
Jan 3	at NYG	W 1/1	8	6	0.0	0	0	0	0	73	87%
<b>Totals</b>		<b>16/16</b>	<b>104</b>	<b>80</b>	<b>9.5</b>	<b>32</b>	<b>0</b>	<b>3</b>	<b>2</b>	<b>983</b>	<b>81%</b>

## CAREER HIGHS

<b>Total Tackles</b>	13	12/7/14 vs. Sea.
<b>Solo Tackles</b>	11	12/7/14 vs. Sea.
<b>Sacks</b>	3.0	10/11/15 vs. NO
<b>Hurries</b>	8	12/6/15 at NE
<b>PDs</b>	1	9x, last: 12/22/16 vs. NYG
<b>FFs</b>	2	10/11/15 vs. NO
<b>FRs</b>	1	7x, last: 12/18/16 at Bal.

## MULTI-SACK GAMES (5)

Date	Opponent	Sacks
10/11/15	vs. New Orleans Saints (W, 39-17)	3.0
9/25/16	vs. Pittsburgh Steelers (W, 34-3)	2.0
12/26/15	vs. Washington Redskins (L, 24-38)	2.0
12/11/16	vs. Washington Redskins (L, 22-27)	1.5
12/13/12	vs. Cincinnati Bengals (L, 13-34)	1.5

## TOUCHDOWNS

Date	Opponent	TDs
9/7/14	vs. Jacksonville Jaguars (W, 34-17)	17-yard FR

## CAREER HIGHLIGHTS (Continued)

- With a sack of Browns QB **Robert Griffin III** vs. Cle. (9/11/16), became the ninth player since 1982 to record a sack on opening day in at least four of his first five NFL seasons

### 2015 - PHILADELPHIA EAGLES (16/16)

- Produced career highs with 104 tackles (80 solo), 9.5 sacks and 3 FFs en route to his first-career **Pro Bowl** selection. His 9.5 sacks were the most by an Eagles interior defensive lineman since **Corey Simon** (9.5) in 2000. Also named **second-team All-Pro** by the *Associated Press* for a second straight season
- Posted 2.0 sacks among 9 tackles vs. Was. (12/26/15)
- Earned his first-career **NFC Defensive Player of the Week** honors vs. NO (10/11/15) as he became the first Eagle ever and first NFL player since 2007 to record 3.0 sacks, 2 FFs and 1 FR in a single game. His 3.0 sacks were a career high and his 2 FFs resulted in 9 points

### 2014 - PHILADELPHIA EAGLES (16/16)

- Earned second-team **All-Pro** honors from the *Associated Press* and all-NFC honors from the PFWA
- Totaled a career-high 13 tackles (11 solo) vs. Sea. (12/7/14)



## 2014 GAME-BY-GAME STATISTICS

Date	Opp	GP/S	Tot	Solo	Sk	Hur	PD	FF	FR	Snaps	Pct
Sep 7	Jax	W 1/1	5	5	0.0	0	0	0	1	52	71%
Sep 15	at Ind	W 1/1	4	4	0.0	0	0	1	0	61	85%
Sep 21	Was	W 1/1	4	3	0.0	0	0	0	0	65	83%
Sep 28	at SF	L 1/1	6	6	0.0	0	0	0	0	64	77%
Oct 5	StL	W 1/1	2	2	0.0	2	0	0	1	58	78%
Oct 12	NYG	W 1/1	6	5	0.0	2	0	0	0	41	64%
Oct 26	at Ari	L 1/1	1	1	0.0	1	0	0	0	62	89%
Nov 2	at Hou	W 1/1	2	1	0.0	2	0	0	0	50	83%
Nov 10	Car	W 1/1	6	3	1.0	1	0	0	0	52	63%
Nov 16	at GB	L 1/1	4	4	0.0	1	0	0	0	55	81%
Nov 23	Ten	W 1/1	1	1	1.0	1	0	0	0	42	62%
Nov 27	at Dal	W 1/1	3	3	1.0	0	0	0	0	45	74%
Dec 7	Sea	L 1/1	13	11	0.0	0	0	0	0	73	85%
Dec 14	Dal	L 1/1	4	2	0.0	3	0	0	1	77	94%
Dec 20	at Was	L 1/1	4	3	1.0	0	0	0	0	53	93%
Dec 28	at NYG	W 1/1	5	5	0.0	1	0	0	0	71	89%
<b>Totals</b>		<b>16/16</b>	<b>70</b>	<b>59</b>	<b>4.0</b>	<b>14</b>	<b>0</b>	<b>1</b>	<b>3</b>	<b>921</b>	<b>80%</b>

## CAREER HIGHLIGHTS (Continued)

- Scored the first TD of his career on a 17-yard fumble return, sealing a victory vs. Jax. (9/7/14)

### 2013 - PHILADELPHIA EAGLES (16/16)

- Finished the 2013 season with 66 tackles (44 solo) and led the team with 21 hurries

### 2012 - PHILADELPHIA EAGLES (15/9)

- Named to PFWA's **All-Rookie** team after tying for the team lead with 5.5 sacks. Also tied for the 3rd-most sacks ever by an Eagles rookie, trailing only **Corey Simon** (9.5 in 2000) and **Derrick Burgess** (6.0 in 2001)
- Tallied 4.5 sacks in his last seven games, including 1.5 sacks of Bengals QB **Andy Dalton** vs. Cin. (12/13/12). Marked his first-career multi-sack performance
- Made the first start of his career vs. Atl. (10/28/12) and led the defensive line with 11 tackles (6 solo)
- Recorded a sack in his first NFL game when he took down Browns QB **Brandon Weeden** at Cle. (9/19/12)

## COLLEGE HIGHLIGHTS

- Finished with 114 tackles (53 solo), 24.5 TFL and 8.5 sacks in 36 games (27 starts) during his three-year career at Mississippi State. Also blocked 5 FG attempts
- Earned first-team All-SEC honors following his junior campaign in 2011. Set career-highs with 56 tackles (26 solo), 14.5 TFL and 5.0 sacks
- Played in all 12 games (four starts) during his true freshman season in 2009, earning Freshman All-SEC honors while racking up 29 tackles (17 solo) and 3.5 TFL

## 2013 GAME-BY-GAME STATISTICS

Date	Opp	GP/S	Tot	Solo	Sk	Hur	PD	FF	FR	Snaps	Pct
Sep 9	at Was	W 1/1	5	3	1.0	1	0	0	0	54	72%
Sep 15	SD	L 1/1	5	2	0.0	2	0	0	0	64	77%
Sep 19	KC	L 1/1	5	4	1.0	1	0	0	0	61	74%
Sep 29	at Den	L 1/1	3	1	0.0	1	0	0	0	46	63%
Oct 6	at NYG	W 1/1	3	2	0.0	1	0	0	0	52	71%
Oct 13	at TB	W 1/1	3	2	0.0	5	1	0	0	53	74%
Oct 20	Dal	L 1/1	3	1	0.0	2	0	0	0	59	77%
Oct 27	NYG	L 1/1	6	5	1.0	2	0	0	0	63	85%
Nov 3	at Oak	W 1/1	3	2	0.0	1	0	0	0	55	58%
Nov 10	at GB	W 1/1	7	5	0.0	1	0	0	0	62	78%
Nov 17	Was	W 1/1	6	5	0.0	2	1	0	1	61	74%
Dec 1	Ari	W 1/1	3	1	0.0	1	0	0	0	57	80%
Dec 8	Det	W 1/1	4	2	0.0	0	1	0	0	44	76%
Dec 15	at Min	L 1/1	8	7	0.0	1	0	0	0	63	84%
Dec 22	Chi	W 1/1	1	1	0.0	0	0	0	0	37	57%
Dec 29	at Dal	W 1/1	1	1	0.0	0	0	0	0	51	77%
<b>Totals</b>		<b>16/16</b>	<b>66</b>	<b>44</b>	<b>3.0</b>	<b>21</b>	<b>3</b>	<b>0</b>	<b>1</b>	<b>882</b>	<b>73%</b>

## PLAYOFFS

Jan 4	NO	L 1/1	3	3	0.0	0	0	0	0	61	85%
<b>Totals</b>		<b>1/1</b>	<b>3</b>	<b>3</b>	<b>0.0</b>	<b>0</b>	<b>0</b>	<b>0</b>	<b>0</b>	<b>61</b>	<b>85%</b>

## 2012 GAME-BY-GAME STATISTICS

Date	Opp	GP/S	Tot	Solo	Sk	Hur	PD	FF	FR	Snaps	Pct
Sep 9	at Cle	W 1/0	5	4	1.0	2	0	0	0	28	46%
Sep 16	Bal	W 1/0	6	5	0.0	4	1	0	0	50	72%
Sep 23	at Ari	L 1/0	3	0	0.0	1	0	0	0	31	50%
Sep 30	NYG	W 1/0	4	3	0.0	5	0	0	0	43	63%
Oct 7	at Pit	L 1/0	4	3	0.0	0	0	0	0	45	62%
Oct 14	Det	L 1/0	1	0	0.0	2	0	0	0	31	40%
Oct 28	Atl	L 1/1	11	6	0.0	0	1	0	0	44	59%
Nov 5	at NO	L 1/1	4	3	0.0	0	0	0	0	25	45%
Nov 11	Dal	L 1/1	2	1	1.0	6	0	0	0	33	61%
Nov 18	at Was	L 1/1	10	8	1.0	0	0	0	0	30	57%
Nov 26	Car	L 1/1	1	1	0.0	0	0	0	0	5	7%
Dec 2	at Dal	L 1/1	0	0	0.0	0	0	0	0	20	31%
Dec 9	at TB	W 1/1	5	5	1.0	1	0	0	0	50	69%
Dec 13	Cin	L 1/1	6	5	1.5	2	0	0	0	49	63%
Dec 23	Was	L 1/1	3	2	0.0	1	0	0	0	25	47%
Dec 30	at NYG	L 0/0	INACTIVE (CONCUSSION)								
<b>Totals</b>		<b>15/9</b>	<b>65</b>	<b>46</b>	<b>5.5</b>	<b>24</b>	<b>2</b>	<b>0</b>	<b>0</b>	<b>509</b>	<b>49%</b>

## TRANSACTIONS

- 2012** Drafted by PHI in 1st round (12th overall)  
Signed 4-year contract
- 6/16/16** Signed 6-year contract extension with PHI through 2022



# DE VINNY CURRY 75



**6-3 | 279**  **6th Year**

**BORN: June 30, 1988 (Age 29)**

**Neptune,  
New Jersey**



**Neptune  
High School**



**Marshall**

**D2b-12 (59th overall)  
by Philadelphia**

## THREE STEP DROP

**First jobs: Stocking milk in a grocery store at 16 and washing dishes at a nursing home at 17**

**Hobbies: Fashion, bowling, watching movies**

**Collects: Jordans (over 600 pairs)**

**Biggest pet peeve: Clutter**

**Person he'd like to have dinner with: His mother**

**If he could play another sport, what position/team: Point guard, New York Knicks**

**Favorite Halloween costume: The Ultimate Warrior**


**Favorite meal: Crab**

**Favorite movie: Friday**

**Favorite TV show: Martin**

**Three favorite throwback jerseys: Jerome Brown, Philadelphia Eagles; Allen Iverson, Philadelphia 76ers; Michael Jordan, Chicago Bulls**

**Favorite quote: "To be the man, you gotta beat the man!" - Ric Flair**



A lifelong fan of the Philadelphia Eagles, **Vinny Curry** has emerged as a pass-rushing threat in the Eagles defensive line rotation, signing a five-year contract in 2016 that will keep him in Philadelphia through 2020. Selected in the second round in 2012, Curry was named the 2011 Conference USA Defensive Player of the Year as a senior after posting 11 sacks, seven forced fumbles and 22 tackles for a loss.

## CAREER HIGHLIGHTS

### 2016 - PHILADELPHIA EAGLES (16/0)

- Produced the fourth-most tackles for loss (six) on the Eagles defense, including 2.5 sacks

### 2015 - PHILADELPHIA EAGLES (16/0)

- Ranked second on the team with a career-high 21 hurries in 2015
- Notched his second-career multi-sack game when he registered two takedowns of Lions QB **Matthew Stafford** at Det. (11/26/15)

### 2014 - PHILADELPHIA EAGLES (16/0)


- Finished second on the team with a career-high nine sacks and tied for first with four forced fumbles. Joined **Justin Houston** (22.0-4), **J.J. Watt** (20.5-4), **Ryan Kerrigan** (13.5-5), **Paul Kruger** (11.0-4) and **Robert Quinn** (10.5-5) as the only NFL players to record at least nine sacks and four forced fumbles
- Tallied his second consecutive game with a sack-fumble when he forced Packers QB **Aaron Rodgers** to the ground for a 6-yard loss in the second quarter at GB (11/16/14)
- Recorded a strip-sack of Panthers QB **Cam Newton** vs. Car. (11/10/14), setting a career high with five sacks on the season. Also recovered a fumble to set up a **LeSean McCoy** 1-yard TD run
- Notched his first-career multi-sack game and his fourth sack in three contests when he brought down Giants QB **Eli Manning** twice vs. NYG (10/12/14)

# DE VINNY CURRY 75



## CURRY'S CAREER STATISTICS

Year	Team	GP/S	TACKLES					PASS DEFENSE						FUMBLES			DEF SNAPS		
			Total	Solo	Asst	TFL	Sacks	Int	Yds	Lg	TD	PD	Hur	FF	FR	Yds	No	Pct	
2012	Philadelphia	6/0	9	7	2	1.0	0.0	0	0	--	0	0	0	0	0	0	0	88	8%
2013	Philadelphia	14/0	21	17	4	1.0	4.0	0	0	--	0	5	9	0	0	0	317	26%	
2014	Philadelphia	16/0	16	12	4	2.0	9.0	0	0	--	0	0	4	4	1	0	371	32%	
2015	Philadelphia	16/0	26	16	10	4.5	3.5	0	0	--	0	0	21	0	0	0	427	35%	
2016	Philadelphia	16/0	27	19	8	6.0	2.5	0	0	--	0	0	10	0	0	0	435	43%	
<b>Totals</b>		<b>68/0</b>	<b>99</b>	<b>71</b>	<b>28</b>	<b>14.5</b>	<b>19.0</b>	<b>0</b>	<b>0</b>	<b>--</b>	<b>0</b>	<b>5</b>	<b>44</b>	<b>4</b>	<b>1</b>	<b>0</b>	<b>---</b>	<b>---</b>	
PLAYOFFS																			
2013	Philadelphia	1/0	3	1	2	0.0	0.0	0	0	--	0	0	0	0	0	0	14	19%	
<b>Totals</b>		<b>1/0</b>	<b>3</b>	<b>1</b>	<b>2</b>	<b>0.0</b>	<b>0.0</b>	<b>0</b>	<b>0</b>	<b>--</b>	<b>0</b>	<b>0</b>	<b>0</b>	<b>0</b>	<b>0</b>	<b>0</b>	<b>---</b>	<b>---</b>	



### THE NATURE BOY

When Curry isn't on the field chasing the quarterback or stuffing the run, he can be found watching his favorite pastime - professional wrestling. In fact, two items on his bucket list include becoming a WWE wrestler and competing at WrestleMania.

Curry has only been left starstruck once in his life. At WrestleMania 32, Curry had the rare opportunity to meet his childhood wrestling idol, Ric Flair. In college, Curry even dressed up as his favorite all-time wrestler, Ric Flair, during a press conference.

### WE ARE MARSHALL

Curry wears No. 75 in remembrance of the 75 lives that were lost in the 1970 Marshall plane crash. "I want to show appreciation for what Marshall meant to me and the great tradition I was part of."

### ALWAYS AN EAGLE

Curry grew up a huge Eagles fan. "It all started with Ricky Watters. I originally wanted to play running back and he was my favorite player. After that, I just loved rooting for them, I have pictures and jerseys all over my house. It was such a special moment for me to get drafted by the team I've rooted for all my life."

### MOST MEMORABLE GAME

Grieving the loss of a loved one is a distressing time for anyone and following up a tragic loss with an appearance in an emotionally-charged football game can be overwhelming. As challenging as it was, Curry did just that.

On October 14, 2011, Curry attended his mother's funeral. On October 15, the very next day, he joined his Marshall teammates and defeated conference rival Rice at home, 24-20. Curry had arguably the greatest game of his career as he posted nine tackles, 3.5 sacks and a forced fumble. His performance earned him the FWAA/Bronko Nagurski National Defensive Player of the Week award.

### HIGH SCHOOL STANDOUT

Curry was a standout performer at Neptune (NJ) High School, where he garnered first-team All-State, All-Shore, All-County and All-Conference honors. Curry was also named team MVP and team captain at Neptune.

### BIRDSEED

Curry is the son of Vincent Curry and Linda Jackson. His mother passed away during his senior year in college after a battle with liver cancer. His Aunt Ginja has been his guardian ever since. "She has been so supportive of me through all the tough times, and has always been there for me."

Curry has five siblings - Shawnda Johnson, Thomas Jackson, Amanda Johnson, Jillisa Curry and Renea Unverzagt.



@MrGetFlee99



@mrgetflee

# DE VINNY CURRY 75



## 2016 GAME-BY-GAME STATISTICS

Date	Opp	GP/S	Tot	Solo	Sk	Hur	PD	FF	FR	Snaps	Pct
Sep 11	Cle	W 1/0	0	0	0.0	1	0	0	0	24	46%
Sep 19	at Chi	W 1/0	2	2	0.0	0	0	0	0	24	46%
Sep 25	Pit	W 1/0	0	0	0.0	2	0	0	0	26	43%
Oct 9	at Det	L 1/0	4	2	1.0	2	0	0	0	16	26%
Oct 16	at Was	L 1/0	2	1	0.0	1	0	0	0	31	42%
Oct 23	Min	W 1/0	0	0	0.0	1	0	0	0	41	54%
Oct 30	at Dal	L 1/0	0	0	0.0	0	0	0	0	32	41%
Nov 6	at NYG	L 1/0	3	2	0.0	0	0	0	0	30	47%
Nov 13	Atl	W 1/0	1	1	0.0	0	0	0	0	26	52%
Nov 20	at Sea	L 1/0	2	1	0.5	1	0	0	0	26	39%
Nov 28	GB	L 1/0	6	4	0.0	1	0	0	0	31	44%
Dec 4	at Cin	L 1/0	1	0	0.0	0	0	0	0	26	41%
Dec 11	Was	L 1/0	1	1	0.0	0	0	0	0	15	31%
Dec 18	at Bal	L 1/0	2	2	0.0	0	0	0	0	28	48%
Dec 22	NYG	W 1/0	1	1	0.0	1	0	0	0	34	38%
Jan 1	Dal	W 1/0	2	2	1.0	0	0	0	0	25	45%
<b>Totals</b>		<b>16/0</b>	<b>27</b>	<b>19</b>	<b>2.5</b>	<b>10</b>	<b>0</b>	<b>0</b>	<b>0</b>	<b>435</b>	<b>43%</b>

## 2015 GAME-BY-GAME STATISTICS

Date	Opp	GP/S	Tot	Solo	Sk	Hur	PD	FF	FR	Snaps	Pct
Sep 14	at Atl	L 1/0	2	0	0.0	0	0	0	0	21	27%
Sep 20	Dal	L 1/0	1	1	0.0	1	0	0	0	32	38%
Sep 27	at NYJ	W 1/0	2	2	0.0	2	0	0	0	29	37%
Oct 4	at Was	L 1/0	2	0	0.0	2	0	0	0	35	42%
Oct 11	NO	W 1/0	1	0	0.0	0	0	0	0	22	32%
Oct 19	NYG	W 1/0	3	3	1.0	3	0	0	0	19	28%
Oct 25	at Car	L 1/0	0	0	0.0	3	0	0	0	9	15%
Nov 8	at Dal	W 1/0	0	0	0.0	0	0	0	0	31	40%
Nov 15	Mia	L 1/0	3	1	0.5	2	0	0	0	19	28%
Nov 22	TB	L 1/0	0	0	0.0	0	0	0	0	15	19%
Nov 26	at Det	L 1/0	6	6	2.0	0	0	0	0	15	21%
Dec 6	at NE	W 1/0	2	1	0.0	4	0	0	0	55	62%
Dec 13	Buf	W 1/0	1	0	0.0	2	0	0	0	28	38%
Dec 20	Ari	L 1/0	1	1	0.0	0	0	0	0	22	29%
Dec 26	Was	L 1/0	0	0	0.0	1	0	0	0	31	41%
Jan 3	at NYG	W 1/0	2	1	0.0	1	0	0	0	44	52%
<b>Totals</b>		<b>16/0</b>	<b>26</b>	<b>16</b>	<b>3.5</b>	<b>21</b>	<b>0</b>	<b>0</b>	<b>0</b>	<b>427</b>	<b>35%</b>

## CAREER HIGHLIGHTS (Continued)

- Registered the first sack-fumble of his career when he chased down Rams QB **Austin Davis** and stripped the ball loose in the second quarter vs. StL (10/5/14)

## 2013 - PHILADELPHIA EAGLES (14/0)

- Ranked tied for third on the team with four sacks and third with nine QB pressures despite playing in just 26 percent of the team's defensive snaps
- Recorded his first-career sack, bringing down QB Alex Smith for a 6-yard loss in the third quarter vs. KC (9/19/13)

## COLLEGE HIGHLIGHTS

- Finished his career with 26 sacks, 49 tackles for a loss and 10 forced fumbles
- Was named Conference USA Defensive Player of the Year in 2011 after posting 11 sacks, 22 tackles for a loss and seven forced fumbles as a senior
- Earned first-team All-Conference USA honors as a junior in 2010, leading all defensive linemen in the nation in tackles with 94 total stops and ranking fifth in the nation with 12 sacks
- Started all 13 games as a sophomore in 2009 and recorded 59 tackles, 8.5 tackles for a loss and 3.5 sacks. Named honorable mention all-conference by the league's coaches
- Made seven appearances during his freshman season in 2008, tallying nine tackles and one forced fumble



## CAREER HIGHS

<b>Total Tackles</b>	6	2x, last: 11/28/16 vs. GB
<b>Solo Tackles</b>	6	11/26/15 at Det.
<b>Sacks</b>	2.0	2x, last: 11/26/15 at Det.
<b>Hurries</b>	4	12/6/15 at NE
<b>PDs</b>	2	12/1/13 vs. Ari.
<b>FFs</b>	1	4x, last: 12/14/14 vs. Dal.
<b>FRs</b>	1	11/10/14 vs. Car.

## TRANSACTIONS

- 2012** Drafted by PHI in 2nd round (59th overall)  
Signed 4-year contract
- 2/3/16** Signed by PHI to 5-year contract through 2020

## MULTI-SACK GAMES (2)

Date	Opponent	Sacks
11/26/15	at Detroit Lions (L, 14-45)	2.0
10/12/14	at New York Giants (W, 27-0)	2.0

# DE VINNY CURRY 75



## 2014 GAME-BY-GAME STATISTICS

Date	Opp	GP/S	Tot	Solo	Sk	Hur	PD	FF	FR	Snaps	Pct
Sep 7	Jax	W 1/0	3	3	0.0	0	0	0	0	26	36%
Sep 15	at Ind	W 1/0	0	0	0.0	0	0	0	0	20	28%
Sep 21	Was	W 1/0	0	0	0.0	0	0	0	0	21	27%
Sep 28	at SF	L 1/0	1	0	1.0	0	0	0	0	21	25%
Oct 5	StL	W 1/0	3	2	1.0	0	0	1	0	26	35%
Oct 12	NYG	W 1/0	2	2	2.0	0	0	0	0	22	34%
Oct 26	at Ari	L 1/0	0	0	0.0	1	0	0	0	31	44%
Nov 2	at Hou	W 1/0	0	0	0.0	0	0	0	0	16	27%
Nov 10	Car	W 1/0	1	0	1.0	1	0	1	1	37	45%
Nov 16	at GB	L 1/0	1	1	1.0	0	0	1	0	23	34%
Nov 23	Ten	W 1/0	1	1	0.0	0	0	0	0	23	34%
Nov 27	at Dal	W 1/0	1	1	1.0	0	0	0	0	22	36%
Dec 7	Sea	L 1/0	2	1	1.0	2	0	0	0	23	27%
Dec 14	Dal	L 1/0	1	1	1.0	0	0	1	0	23	28%
Dec 20	at Was	L 1/0	0	0	0.0	0	0	0	0	11	19%
Dec 28	at NYG	W 1/0	0	0	0.0	0	0	0	0	26	33%
<b>Totals</b>		<b>16/0</b>	<b>16</b>	<b>12</b>	<b>9.0</b>	<b>4</b>	<b>0</b>	<b>4</b>	<b>1</b>	<b>371</b>	<b>32%</b>

## 2013 GAME-BY-GAME STATISTICS

Date	Opp	GP/S	Tot	Solo	Sk	Hur	PD	FF	FR	Snaps	Pct
Sep 9	at Was	W 0/0	INACTIVE								
Sep 15	SD	L 0/0	INACTIVE								
Sep 19	KC	L 1/0	1	1	1.0	1	0	0	0	12	14%
Sep 29	at Den	L 1/0	2	2	0.0	0	0	0	0	13	18%
Oct 6	at NYG	W 1/0	0	0	0.0	2	0	0	0	14	19%
Oct 13	at TB	W 1/0	0	0	0.0	1	1	0	0	25	35%
Oct 20	Dal	L 1/0	1	1	1.0	0	0	0	0	26	34%
Oct 27	NYG	L 1/0	1	1	0.0	1	0	0	0	12	16%
Nov 3	at Oak	W 1/0	3	2	1.0	1	0	0	0	34	36%
Nov 10	at GB	W 1/0	4	4	1.0	0	1	0	0	28	35%
Nov 17	Was	W 1/0	2	1	0.0	1	0	0	0	30	37%
Dec 1	Ari	W 1/0	0	0	0.0	0	2	0	0	22	31%
Dec 8	Det	W 1/0	2	1	0.0	0	1	0	0	18	31%
Dec 15	at Min	L 1/0	2	2	0.0	1	0	0	0	22	29%
Dec 22	Chi	W 1/0	3	2	0.0	0	0	0	0	38	58%
Dec 29	at Dal	W 1/0	0	0	0.0	1	0	0	0	23	35%
<b>Totals</b>		<b>14/0</b>	<b>21</b>	<b>17</b>	<b>4.0</b>	<b>9</b>	<b>5</b>	<b>0</b>	<b>0</b>	<b>317</b>	<b>26%</b>

## PLAYOFFS

Jan 4	NO	L 1/0	3	1	0.0	0	0	0	0	14	19%
<b>Totals</b>		<b>1/0</b>	<b>3</b>	<b>1</b>	<b>0.0</b>	<b>0</b>	<b>0</b>	<b>0</b>	<b>0</b>	<b>14</b>	<b>19%</b>

## 2012 GAME-BY-GAME STATISTICS


Date	Opp	GP/S	Tot	Solo	Sk	Hur	PD	FF	FR	Snaps	Pct
Sep 9	at Cle	W 0/0	INACTIVE								
Sep 16	Bal	W 0/0	INACTIVE								
Sep 23	at Ari	L 0/0	INACTIVE								
Sep 30	NYG	W 0/0	INACTIVE								
Oct 7	at Pit	L 0/0	INACTIVE								
Oct 14	Det	L 0/0	INACTIVE								
Oct 28	Atl	L 0/0	INACTIVE								
Nov 5	at NO	L 0/0	INACTIVE								
Nov 11	Dal	L 0/0	INACTIVE								
Nov 18	at Was	L 0/0	INACTIVE								
Nov 26	Car	L 1/0	5	4	0.0	0	0	0	0	21	31%
Dec 2	at Dal	L 1/0	1	1	0.0	0	0	0	0	19	29%
Dec 9	at TB	W 1/0	2	1	0.0	0	0	0	0	16	22%
Dec 13	Cin	L 1/0	1	1	0.0	0	0	0	0	15	19%
Dec 23	Was	L 1/0	0	0	0.0	0	0	0	0	11	21%
Dec 30	at NYG	L 1/0	0	0	0.0	0	0	0	0	6	10%
<b>Totals</b>		<b>6/0</b>	<b>9</b>	<b>7</b>	<b>0.0</b>	<b>0</b>	<b>0</b>	<b>0</b>	<b>0</b>	<b>88</b>	<b>8%</b>



# CB RONALD DARBY 41



**5-11 | 193**  **3rd Year**  
**BORN: Jan. 2, 1994 (Age 23)**

**Oxon Hill,  
 Maryland**  
  
 ☆  
**Potomac  
 High School**



**Florida State**  
**D2-15 (50th overall)**  
**by Buffalo**  
**Acquired: T-Buf-17**



Originally selected by Buffalo in the 2nd round (50th overall) of the 2015 NFL Draft, **Ronald Darby** was acquired by the Eagles from the Bills in exchange for WR **Jordan Matthews** and a 2018 3rd-round pick on Aug. 11, 2017. In 2015, Darby was named NFL Defensive Rookie of the Year by *Pro Football Focus* after registering a career-high 21 PDs and 2 INTs. In 29 career games (all starts), Darby has totaled 33 PDs, which ties for the 7th-most in the NFL over the last two seasons (2015-16).

## PASSES DEFENSED

NFL PLAYERS (2015-16)

Marcus Peters	46
David Amerson	42
Brent Grimes	38
Josh Norman	37
Robert Alford	34
D. Rodgers-Cromartie	34
<b>Ronald Darby</b>	<b>33</b>
Janoris Jenkins	33

## PASSES DEFENSED

BILLS SINGLE-SEASON HISTORY



**NATE  
 ODOMES**  
**24**  
 1991



**RONALD  
 DARBY**  
**21**  
 2015



**TERRENCE  
 MCGEE**  
**19**  
 2007



**NATE  
 CLEMENTS**  
**19**  
 2006

## CAREER HIGHLIGHTS

- Is tied for the 7th-most passes defended in the NFL over the last two years (2015-16), behind **Marcus Peters** (46), **David Amerson** (42), **Brent Grimes** (38), **Josh Norman** (37), **Robert Alford** (34) and **Dominique Rodgers-Cromartie** (34)

### 2016 - BUFFALO BILLS (14/14)

- Recorded a career-high 69 tackles (60 solo) and added 12 passes defended
- After batting down a pass at Sea. (11/7/16), became the fastest Bills player to reach 30 career PDs
- Registered a career-high-tying 10 tackles (7 solo) vs. Pit. (12/11/16)



## DARBY'S CAREER STATISTICS

Year	Team	GP/S	TACKLES					PASS DEFENSE					FUMBLES			DEF SNAPS			
			Total	Solo	Asst	TFL	Sacks	Int	Yds	Lg	TD	PD	Hur	FF	FR	Yds	No	Pct	
2015	Buffalo	15/15	68	61	7	3.0	0.0	2	48	27	0	21	0	0	0	0	0	914	84%
2016	Buffalo	14/14	69	60	9	1.0	0.0	0	0	--	0	12	1	0	0	0	821	77%	
<b>Totals</b>		<b>29/29</b>	<b>137</b>	<b>121</b>	<b>16</b>	<b>4.0</b>	<b>0.0</b>	<b>2</b>	<b>48</b>	<b>27</b>	<b>0</b>	<b>33</b>	<b>1</b>	<b>0</b>	<b>0</b>	<b>0</b>	<b>---</b>	<b>---</b>	

## CAREER HIGHS

<b>Total Tackles</b>	10	2x, last: 12/11/16 vs. Pit.
<b>Solo Tackles</b>	10	11/8/15 vs. Mia.
<b>Sacks</b>	--	---
<b>INTs</b>	1	2x, last: 9/27/15 at Mia.
<b>PDs</b>	4	9/27/15 at Mia.
<b>FFs</b>	--	---
<b>FRs</b>	--	---

## CAREER HIGHLIGHTS (Continued)

### 2015 - BUFFALO BILLS (15/15)

- Named the NFL's **Defensive Rookie of the Year** by *Pro Football Focus* and voted to the PFWA **All-Rookie Team** after recording a career-high 21 PDs and 2 INTs
- His rookie-franchise-record 21 PDs ranked 2nd in Bills single-season history, trailing only **Nate Odomes** (24) in 1991
- Led the team with a career-high 10 tackles (all solo), including 1.0 TFL, vs. Mia. (11/8/15)
- Made his NFL debut vs. Ind. (9/13/15) and recorded 6 tackles (5 solo), 2 PDs and 1 INT. Became the first Bill to record an INT in his first-career game since **Donte Whitner** in 2006

## COLLEGE HIGHLIGHTS

- Was a three-year standout cornerback at Florida State who started from 2013-14 after capturing the ACC Defensive Rookie of the Year honors in 2012
- Allowed just 9 completions and 0 TDs on 27 targets during 2013 national championship season
- Finished his career with 79 tackles and 16 pass breakups over 42 career games (23 starts). Targeted once every 10.1 snaps, the fewest of any cornerback in the draft
- Started all 14 games at cornerback in 2014. Registered a career-high 43 tackles to go along with 4 PDs and 1 FF
- In 2013, made nine starts and played in all 14 games as a key member of the nation's No. 1 pass defense (156.6 ypg)
- Appeared in all 14 games in 2012 and tied for the team lead with 8 PDs. Saw more action than any other freshman defensive player that season

## 2016 GAME-BY-GAME STATISTICS (BUF)

Date	Opp	GP/S	Tot	Solo	Sk	Int	PD	FF	FR	Snaps	Pct
Sep 11	at Bal	L 1/1	7	7	0.0	0	2	0	0	68	100%
Sep 15	NYJ	L 1/1	6	5	0.0	0	3	0	0	73	99%
Sep 25	Ari	W 0/0	INACTIVE (HAMSTRING)								
Oct 2	at NE	W 1/1	3	2	0.0	0	1	0	0	56	100%
Oct 9	at LAR	W 1/1	6	6	0.0	0	0	0	0	65	99%
Oct 16	at SF	W 1/1	3	3	0.0	0	1	0	0	61	100%
Oct 23	at Mia	L 1/1	8	8	0.0	0	0	0	0	71	97%
Oct 30	NE	L 1/1	3	3	0.0	0	1	0	0	67	99%
Nov 7	at Sea	L 1/1	2	1	0.0	0	1	0	0	19	40%
Nov 20	at Cin	W 1/1	4	2	0.0	0	1	0	0	68	93%
Nov 27	Jax	W 1/1	4	4	0.0	0	0	0	0	16	24%
Dec 4	at Oak	L 0/0	INACTIVE (CONCUSSION)								
Dec 11	Pit	L 1/1	10	7	0.0	0	1	0	0	71	95%
Dec 18	Cle	W 1/1	4	4	0.0	0	0	0	0	58	100%
Dec 24	Mia	L 1/1	5	4	0.0	0	1	0	0	68	99%
Jan 1	at NYJ	L 1/1	4	4	0.0	0	0	0	0	60	97%
<b>Totals</b>			<b>14/14</b>	<b>69</b>	<b>60</b>	<b>0.0</b>	<b>0</b>	<b>12</b>	<b>0</b>	<b>821</b>	<b>77%</b>



## TRANSACTIONS

- 2015** Drafted by BUF in 2nd round (50th overall)  
*Signed 4-year contract*
- 8/11/17** Acquired by PHI from BUF in exchange for WR **Jordan Matthews** and 3rd-round pick in 2018

## ALL-WORLD TRACK STAR

Darby has not only excelled on the gridiron during his athletic career, as he was also a track star while in high school. Darby was a member of the USA medley relay team that brought home a gold medal from the 2011 World Youth Championships in France.

## BIRDSEED

Darby is the son of Jarina and Ronald Sr. Darby. Darby majored in social science while at Florida State.



# CB RONALD DARBY 41



## 2015 GAME-BY-GAME STATISTICS (BUF)

Date	Opp	GP/S	Tot	Solo	Sk	Int	PD	FF	FR	Snaps	Pct
Sep 13	Ind	W 1/1	6	5	0.0	1	2	0	0	45	60%
Sep 20	NE	L 1/1	4	4	0.0	0	2	0	0	74	86%
Sep 27	at Mia	W 1/1	5	4	0.0	1	4	0	0	73	96%
Oct 4	NYG	L 1/1	4	4	0.0	0	3	0	0	69	97%
Oct 11	at Ten	W 1/1	4	4	0.0	0	0	0	0	67	97%
Oct 18	Cin	L 1/1	6	6	0.0	0	0	0	0	55	90%
Oct 25	at Jax	L 1/1	5	3	0.0	0	3	0	0	59	88%
Nov 8	Mia	W 1/1	10	10	0.0	0	1	0	0	62	90%
Nov 12	at NYJ	W 1/1	3	3	0.0	0	3	0	0	59	100%
Nov 23	at NE	L 1/1	3	2	0.0	0	0	0	0	67	100%
Nov 29	at KC	L 1/1	4	3	0.0	0	1	0	0	55	89%
Dec 6	Hou	W 1/1	7	6	0.0	0	0	0	0	76	100%
Dec 13	at Phi	L 1/1	4	4	0.0	0	2	0	0	77	100%
Dec 20	at Was	L 1/1	4	4	0.0	0	0	0	0	56	98%
Dec 27	Dal	W 0/0	INACTIVE (GROIN)								
Jan 3	NYJ	W 1/1	0	0	0.0	0	0	0	0	20	35%
<b>Totals</b>		<b>15/15</b>	<b>68</b>	<b>61</b>	<b>0.0</b>	<b>2</b>	<b>21</b>	<b>0</b>	<b>0</b>	<b>914</b>	<b>84%</b>

# CB RASUL DOUGLAS 32



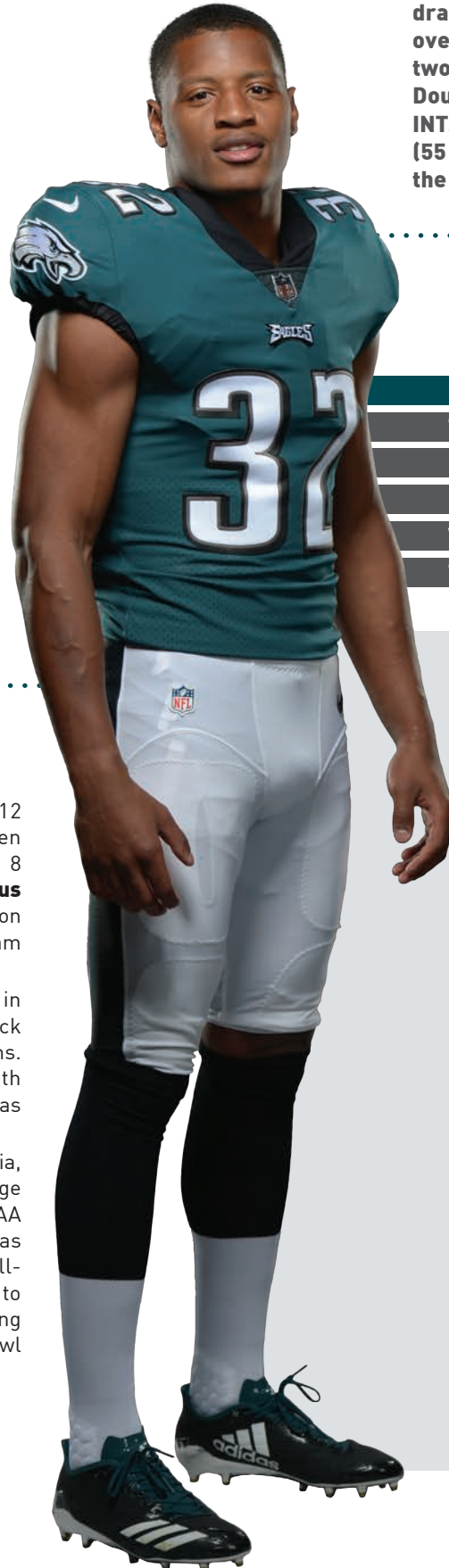
**6-2 | 209** **Rookie**  
**BORN: Aug. 29, 1995 (Age 22)**

**East Orange,  
New Jersey**

**East Orange  
High School**



**West Virginia**  
**D3-17 (99th overall)**  
**by Philadelphia**



**Rasul Douglas** (pronounced RAH-sool) was drafted by the Eagles in the 3rd round (99th overall) of the 2017 NFL Draft following a two-year collegiate career at West Virginia. Douglas, who tied for the NCAA lead with 8 INTs as a senior in 2016, registered 78 tackles (55 solo), 9 INTs and 2 FFs in 24 games with the Mountaineers.

## MOST INTERCEPTIONS

NCAA PLAYERS IN 2016

<b>Rasul Douglas (WVU)</b>	<b>8</b>
<b>Tarvarus McFadden (FSU)</b>	<b>8</b>
<b>Malik Hooker (Ohio St.)</b>	<b>7</b>
<b>Damontae Kazez (SDSU)</b>	<b>7</b>
<b>Weston Steelhammer (AF)</b>	<b>7</b>
<b>Tedric Thompson (Col.)</b>	<b>7</b>

## COLLEGE HIGHLIGHTS

- Collected first-team All-Big 12 honors as a senior in 2016, when he tied for the NCAA lead with 8 INTs (also Florida State's **Tarvarus McFadden**). Returned an interception 54 yards for a TD in a win vs. Brigham Young (9/24/16)
- Played in 11 games as a junior in 2015, adding depth at cornerback and seeing action on special teams. Recorded his first-career INT with the Mountaineers in a win at Kansas (11/21/15)
- Prior to transferring to West Virginia, played at Nassau Community College (Garden City, NY). Named NJCAA All-American First Team and was selected as a PrepStar JUCO All-American after leading his team to a 10-0 record, No. 6 national ranking and a victory in the Valley of Sun Bowl in 2014

## TRANSACTIONS

**2017** Drafted by PHI in 3rd round (99th overall)  
*Signed 4-year contract*

## BIRDSEED

- Is one of seven siblings raised by his grandmother in East Orange, NJ
- Credits his little league baseball coach, Mike Davis, for helping turn his life around. Davis was also the P.A. announcer for East Orange HS and a mentor for at-risk youth. "He was the one who took me out of the streets. He made sure we did what we had to do."
- Nassau Community College had no dorms, so Douglas lived in an apartment eight miles from campus and took the bus to and from school and practice each day. On his own financially, Douglas slept on the floor and battled hunger
- Would wait until the end of the day to eat and often ordered off the dollar menu at McDonald's, eating half of the meal and saving the rest for later. "Every time I eat, I always think I'm making up a meal that I missed in junior college ... It definitely fuels me all the time, just thinking about what I went through, practicing on an empty stomach, going to school on an empty stomach. You can't even focus. So that definitely makes me want to play all-out all the time."





DOUGLAS' COLLEGE STATISTICS														
			TACKLES					PASS DEFENSE					FUMBLES	
Year	Team	GP	Total	Solo	Asst	TFL	Sacks	Int	Yds	Lg	TD	PD	FF	FR
2015	West Virginia	11	8	6	2	0.0	0.0	1	0	0	0	1	1	1
2016	West Virginia	13	70	49	21	3.5	1.0	8	101	54t	1	8	1	0
<b>Totals</b>		<b>24</b>	<b>78</b>	<b>55</b>	<b>23</b>	<b>3.5</b>	<b>1.0</b>	<b>9</b>	<b>101</b>	<b>54t</b>	<b>1</b>	<b>9</b>	<b>2</b>	<b>1</b>

# TE ZACH ERTZ 86



**6-5 | 250** **5th Year**  
**BORN: Nov. 10, 1990 (Age 26)**

**Danville, California**  
**Monte Vista High School**



**Stanford**  
**D2-13 (35th overall)**  
**by Philadelphia**

## THREE STEP DROP

- Bucket list: **Skydiving**
- Talent he'd most like to have:  
**The ability to read minds**
- 'Welcome to the NFL' moment:  
**Seeing Michael Vick in a meeting**
- Favorite musician: **Jason Aldean**
- Favorite TV shows: **Game of Thrones**  
**and Homeland**

## MULTIPLE GAMES WITH 13+ CATCHES & 100+ YDS

NFL TIGHT ENDS SINCE 1960



Originally selected by the Eagles in the 2nd round (35th overall) of the 2013 NFL Draft, **Zach Ertz** led the team in all receiving categories in 2016 after signing a 5-year contract extension during the offseason. An athletic and intelligent target, Ertz has produced the most receptions and receiving yards ever by an Eagles TE in their first four NFL seasons.

## MOST RECEIVING YARDS

EAGLES TEs (FIRST FOUR NFL SEASONS)

<b>Zach Ertz (2013-16)</b>	<b>2,840</b>
<b>Keith Jackson (1988-91)</b>	<b>2,756</b>
<b>Charle Young (1973-76)</b>	<b>2,583</b>
<b>L.J. Smith (2003-06)</b>	<b>1,991</b>

## MOST RECEPTIONS

EAGLES TEs (FIRST FOUR NFL SEASONS)

<b>Zach Ertz (2013-16)</b>	<b>247</b>
<b>Keith Jackson (1988-91)</b>	<b>242</b>
<b>Charle Young (1973-76)</b>	<b>197</b>
<b>L.J. Smith (2003-06)</b>	<b>172</b>

## CAREER HIGHLIGHTS

- Is tied with **Jordan Reed** for the 7th-most receiving first downs (148) by an NFL TE since 2013, trailing only **Greg Olsen** (206), **Jimmy Graham** (189), **Rob Gronkowski** (162), **Jason Witten** (161), **Antonio Gates** (160) and **Delanie Walker** (151)
- Has posted the 8th-most receptions (247) by an NFL TE since 2013, behind **Greg Olsen** (314), **Jimmy Graham** (284), **Jason Witten** (283), **Delanie Walker** (282), **Martellus Bennett** (263), **Antonio Gates** (255) and **Jordan Reed** (248)
- Ranks 8th among NFL TEs in receiving yards (2,840) since 2013, trailing only **Greg Olsen** (4,001), **Jimmy Graham** (3,632), **Rob Gronkowski** (3,432), **Delanie Walker** (3,349), **Jason Witten** (2,940), **Antonio Gates** (2,871) and **Travis Kelce** (2,862)



ERTZ'S CAREER STATISTICS									
			RECEIVING					OFF SNAPS	
Year	Team	GP/S	No	Yards	Avg	Lg	TD	No	Pct
2013	Philadelphia	16/3	36	469	13.0	38	4	450	41%
2014	Philadelphia	16/5	58	702	12.1	35t	3	587	50%
2015	Philadelphia	15/7	75	853	11.4	60	2	790	68%
2016	Philadelphia	14/12	78	816	10.5	30	4	851	75%
<b>Totals</b>		<b>61/27</b>	<b>247</b>	<b>2840</b>	<b>11.5</b>	<b>60</b>	<b>13</b>	<b>---</b>	<b>---</b>
PLAYOFFS									
2013	Philadelphia	1/0	3	22	7.3	15	1	23	40%
<b>Totals</b>		<b>1/0</b>	<b>3</b>	<b>22</b>	<b>7.3</b>	<b>15</b>	<b>1</b>	<b>---</b>	<b>---</b>
ADDITIONAL CAREER STATISTICS									
<b>Fumbles/Lost:</b> (2/2) - 2014 (1/1); 2015 (1/1)									
<b>Forced Fumbles:</b> (1) - 11/22/15 vs. TB									

100+ YARD GAMES (5)					
Date	Opponent	Yards	Rec	TDs	
1/3/16	at New York Giants (W, 35-30)	152	9	0	
1/1/17	vs. Dallas Cowboys (W, 27-13)	139	13	2	
12/26/15	vs. Washington Redskins (L, 24-38)	122	13	0	
12/20/14	at Washington Redskins (L, 24-27)	115	15	0	
12/11/16	vs. Washington Redskins (L, 22-27)	112	10	0	

## MOTHER KNOWS BEST

Ertz began playing football as a left tackle in the 7th grade for the T-Birds, a Pop Warner team in Danville, CA. "I hated it. I actually didn't play in the 8th grade. But my mom convinced me to play my freshman year of high school, and the rest is history."

## HIGH SCHOOL STANDOUT

Ertz graduated from Monte Vista HS (Danville, CA), where he was a first-team all-state selection as a senior after catching 56 passes for 756 yards and 14 TDs. In addition to garnering All-Northern California first-team honors from *NorCalPreps.com*, first-team All-Metro honors from the *San Francisco Chronicle*, All-East Bay honors from the *Contra Costa Times* and first-team All-East Bay Athletic League honors following his senior season, Ertz was named the 2008 *Cal-Hi Sports* North Coast Section Scholar Athlete of the Year.

Ertz also played high school basketball with Mark Appel, who was selected by the Houston Astros with the No. 1-overall pick in the 2013 MLB Draft and now plays in the Phillies organization. Their basketball team went 32-4 and lost in the NorCal finals. Ertz was a center and Appel was a small forward.

## PATH TO THE PROS

Ertz was tutored by four-time Pro Bowl TE Brent Jones in high school. Jones helped coach the team and paid special attention to Ertz. "He was big and had a lot of athleticism," Jones said. "He thought he was a basketball player. After the first month, I told him, 'You have what the NFL is looking for. If you put in the time and effort, you can play at the pro level.'"

Jones saw Stanford as the best fit for his pupil and contacted then-Cardinal head coach Jim Harbaugh. Although Ertz suffered a broken wrist early in his junior season, Stanford arrived with a scholarship offer, which Ertz accepted.

CAREER HIGHS		
Receptions	15	12/20/14 at Was.
Receiving Yards	152	1/3/16 at NYG
Receiving Long	60	1/3/16 at NYG
Receiving TDs	2	2x, last: 1/1/17 vs. Dal.

MULTI-TOUCHDOWN GAMES (2)		
Date	Opponent	TDs
1/1/17	vs. Dallas Cowboys (W, 27-13)	2
12/1/13	vs. Arizona Cardinals (W, 24-21)	2

## CAREER HIGHLIGHTS (Continued)

- Has produced the most receptions (247) and receiving yards (2,840) by an Eagles TE in his first four NFL seasons

### 2016 - PHILADELPHIA EAGLES (14/12)

- Led the Eagles with a career-high 78 receptions for 816 yards and 4 TDs. His 78 catches were the 2nd-most ever by an Eagles TE (**Keith Jackson** - 81 in 1988) and ranked 5th among NFL TEs that season, behind **Dennis Pitta** (86), **Travis Kelce** (85), **Kyle Rudolph** (83), and **Greg Olsen** (80)
- Ranked 1st among NFL TEs with 5.57 receptions per game, the 3rd-highest mark by any player in team history, trailing only **Brian Westbrook** in 2007 (6.00) and 2004 (5.62)



## THE NEWLYWEDS

Ertz and his wife, Julie, who is a star defender on the U.S. Women's National Soccer team, got married in the 2017 offseason. They couple was also featured in *ESPN Magazine's* "The Body Issue."



@ZERTZ\_86



@zachertz



## CAREER HIGHLIGHTS (Continued)

- From 11/1/16 through the end of the 2016 regular season, registered the 2nd-most receptions (63) in the NFL, behind **Jordy Nelson** (66)
- Grabbed 13 receptions for 139 yards and tied a career high with 2 TDs from **Carson Wentz** vs. Dal. (1/1/17)

### 2015 - PHILADELPHIA EAGLES (15/7)

- Set a career high with 853 yards on 75 receptions, finishing 2nd on the team in both categories
- Recorded 30 receptions over the last three games of the 2015 season, setting an Eagles record for the most catches over a three-game span
- Posted 450 receiving yards in the final four games of the 2015 season, joining **Jimmy Graham** as the only NFL TEs with at least 450 yards over a four-game span since 2013
- Became the first Eagles TE since **Brent Celek** in 2009 to register back-to-back 100+ yard games after tallying a career-high 152 yards at NYG (1/3/16). Notched a career-long 60-yard catch to set up a TD. His 152 yards are the 4th-highest single-game total ever by an Eagles TE and the most since Celek on 9/16/12 vs. Bal. (157 yards)
- Caught 13 passes for 122 yards vs. Was. (12/26/15). Became just the fourth NFL TE since 1960 with multiple games with 13+ catches and 100+ yards, joining **Jason Witten** (four), **Kellen Winslow Sr.** (three) and **Tony Gonzalez** (two)

### 2014 - PHILADELPHIA EAGLES (16/5)

- Set a single-game franchise-record with 15 receptions and posted his first-career 100+ yard game (115) at Was. (12/20/14). The previous record of 14 catches was held by **Brian Westbrook** (11/4/07 vs. Dal.) and **Don Looney** (12/1/40 at Was.)
- Since 1950, only two NFL TEs have posted 15+ receptions in a single game: Ertz (15 - 12/20/14 at Was.) and **Jason Witten** (18 - 10/28/12 vs. NYG)

2016 GAME-BY-GAME STATISTICS										
Date	Opp	GP/S	Rec	Yds	Avg	Lg	TD	Snaps	Pct	
Sep 11	Cle	W	1/1	6	58	9.7	15	0	60	78%
Sep 19	at Chi	W	INACTIVE (RIB)							
Sep 25	Pit	W	INACTIVE (RIB)							
Oct 9	at Det	L	1/1	3	37	12.3	21	0	52	85%
Oct 16	at Was	L	1/1	1	22	22.0	22	0	46	88%
Oct 23	Min	W	1/1	1	14	14.0	14	0	48	83%
Oct 30	at Dal	L	1/1	4	19	4.8	11	0	63	81%
Nov 6	at NYG	L	1/1	8	97	12.1	30	0	62	83%
Nov 13	Atl	W	1/1	6	55	9.2	18	0	59	75%
Nov 20	at Sea	L	1/1	6	35	5.8	11	1	70	88%
Nov 28	GB	L	1/1	3	36	12.0	16	0	55	93%
Dec 4	at Cin	L	1/0	9	79	8.8	20	1	70	88%
Dec 11	Was	L	1/1	10	112	11.2	29	0	67	86%
Dec 18	at Bal	L	1/1	6	80	13.3	24	0	81	93%
Dec 22	NYG	W	1/1	2	33	16.5	19	0	48	86%
Jan 1	Dal	W	1/0	13	139	10.7	20t	2	70	92%
<b>Totals</b>			<b>14/12</b>	<b>78</b>	<b>816</b>	<b>10.5</b>	<b>30</b>	<b>4</b>	<b>851</b>	<b>75%</b>



## GREEN & SILVER SLUGGER

Ertz captured the Eagles annual batting practice competition title at Citizens Bank Park in 2016, winning a hotly-contested final round over fellow Eagles TE Trey Burton. Other participants were 2015 champion Jon Dorenbos, head coach Doug Pederson, Bennie Logan, Chris Maragos, Donnie Jones and Chase Daniel.

## HOLIDAY SPIRIT

Ertz partners annually with Bringing Hope Home's Adopt-A-Family program during the holiday season and does all of a family's holiday shopping. He also hosts the family at a home game, where he hands out presents and gives a tour of the locker room.

## BIRDSEED

Ertz is the son of Lisa and Douglas, and has three younger brothers: Shane, Nic and Jackson. Lisa is an office manager and legal assistant, and Doug is a software salesman. Ertz also has a Bernese Mountain dog named Apollo.

His father, Douglas, played football at Lehigh University from 1981-84 and his uncle, Davis, played baseball at the University of Vermont from 1970-72.

Ertz earned his bachelor's degree in management science and engineering at Stanford.



## 2015 GAME-BY-GAME STATISTICS

Date	Opp	GP/S	Rec	Yds	Avg	Lg	TD	Snaps	Pct	
Sep 14	at Atl	L 1/0	3	46	15.3	21	0	52	70%	
Sep 20	Dal	L 1/0	3	17	5.7	9	0	40	65%	
Sep 27	at NYJ	W 1/0	2	30	15.0	21	0	38	52%	
Oct 4	at Was	L 1/1	2	11	5.5	7	0	38	68%	
Oct 11	NO	W 1/0	5	60	12.0	21	0	56	67%	
Oct 19	NYG	W 1/1	4	43	10.8	17	0	67	86%	
Oct 25	at Car	L 1/1	5	63	12.6	24	0	75	90%	
Nov 8	at Dal	W 1/1	5	44	8.8	27	0	59	81%	
Nov 15	Mia	L 1/0	7	68	9.7	27	0	76	79%	
Nov 22	TB	L 1/1	2	12	6.0	7	0	14	20%	
Nov 26	at Det	L 0/0	INACTIVE (CONCUSSION)							
Dec 6	at NE	W 1/1	2	9	4.5	5t	1	53	87%	
Dec 13	Buf	W 1/0	5	98	19.6	41	0	60	78%	
Dec 20	Ari	L 1/0	8	78	9.8	22t	1	49	77%	
Dec 26	Was	L 1/1	13	122	9.4	17	0	64	79%	
Jan 3	at NYG	W 1/0	9	152	16.9	60	0	49	74%	
<b>Totals</b>		<b>15/7</b>	<b>75</b>	<b>853</b>	<b>11.4</b>	<b>60</b>	<b>2</b>	<b>790</b>	<b>68%</b>	

## 2014 GAME-BY-GAME STATISTICS

Date	Opp	GP/S	Rec	Yds	Avg	Lg	TD	Snaps	Pct
Sep 7	Jax	W 1/1	3	77	25.7	26	1	52	60%
Sep 15	at Ind	W 1/0	4	86	21.5	27	0	52	76%
Sep 21	Was	W 1/0	2	14	7.0	10	0	38	52%
Sep 28	at SF	L 1/0	4	43	10.8	14	0	43	72%
Oct 5	StL	W 1/0	3	39	13.0	19	0	29	40%
Oct 12	NYG	W 1/0	3	47	15.7	23	1	30	42%
Oct 26	at Ari	L 1/1	5	48	9.6	15	0	47	51%
Nov 2	at Hou	W 1/0	1	4	4.0	4	0	24	29%
Nov 10	Car	W 1/0	1	17	17.0	17	0	31	50%
Nov 16	at GB	L 1/0	4	55	13.8	22	0	27	35%
Nov 23	Ten	W 1/1	4	30	7.5	10	0	26	30%
Nov 27	at Dal	W 1/0	0	0	---	--	0	20	26%
Dec 7	Sea	L 1/0	2	39	19.5	35t	1	25	54%
Dec 14	Dal	L 1/0	3	32	10.7	15	0	26	47%
Dec 20	at Was	L 1/1	15	115	7.7	16	0	70	78%
Dec 28	at NYG	W 1/1	4	56	14.0	19	0	47	64%
<b>Totals</b>		<b>16/5</b>	<b>58</b>	<b>702</b>	<b>12.1</b>	<b>35t</b>	<b>3</b>	<b>587</b>	<b>50%</b>

## CAREER HIGHLIGHTS (Continued)

### 2013 - PHILADELPHIA EAGLES (16/3, Playoffs: 1/0)

- Hauled in a 3-yard TD pass from **Nick Foles** to put the team up, 24-23, in the fourth quarter of the NFC Wild Card playoff game vs. NO (1/4/14)
- Led the Eagles with 68 receiving yards while scoring a career-high-tying 2 TDs vs. Ari. (12/1/13). His performance marked the first multi-TD game by an Eagles TE in the regular season since **Chad Lewis** on 12/30/01 vs. NYG and the first by an Eagles rookie TE since **Keith Jackson** on 11/6/88 vs. L.A. Rams
- Recorded his first-career TD reception on a 15-yard throw from **Nick Foles** at Oak. (11/3/13)

## COLLEGE HIGHLIGHTS

- Appeared in 38 games at Stanford and recorded 112 receptions for 1,434 yards and 15 TDs in three seasons
- As a junior, was a unanimous first-team All-American after leading all Stanford pass catchers and all FBS tight ends in receiving yards (898) and receptions (69), both school records at the position. Also named to the All-Pac-12 first team and garnered Pac-12 All-Academic honorable mention accolades that year
- As a sophomore, appeared in 10 games (three starts) and hauled in 27 receptions for 343 yards and 4 TDs
- Caught 16 passes for 190 yards and 5 TDs in 13 games as a redshirt freshman. His 5 TDs ranked 3rd on the team, behind **Doug Baldwin** (9) and **Coby Fleener** (7)

## TRANSACTIONS

- 2013** Drafted by PHI in 2nd round (35th overall)  
Signed 4-year contract
- 1/25/16** Signed by PHI to 5-year extension through 2021

## 2013 GAME-BY-GAME STATISTICS

Date	Opp	GP/S	Rec	Yds	Avg	Lg	TD	Snaps	Pct
Sep 9	at Was	W 1/0	1	11	11.0	11	0	24	30%
Sep 15	SD	L 1/0	2	58	29.0	31	0	12	20%
Sep 19	KC	L 1/0	1	5	5.0	5	0	14	22%
Sep 29	at Den	L 1/1	1	38	38.0	38	0	31	44%
Oct 6	at NYG	W 1/0	2	38	19.0	24	0	33	41%
Oct 13	at TB	W 1/0	3	13	4.3	6	0	42	62%
Oct 20	Dal	L 1/0	3	33	11.0	21	0	23	29%
Oct 27	NYG	L 1/0	1	5	5.0	5	0	27	44%
Nov 3	at Oak	W 1/0	5	42	8.4	15t	1	35	59%
Nov 10	at GB	W 1/0	0	0	---	--	0	33	54%
Nov 17	Was	W 1/0	2	31	15.5	16	0	30	45%
Dec 1	Ari	W 1/0	5	68	13.6	24t	2	38	49%
Dec 8	Det	W 1/1	0	0	---	--	0	26	35%
Dec 15	at Min	L 1/0	6	57	9.5	17	1	45	65%
Dec 22	Chi	W 1/1	1	27	27.0	27	0	15	23%
Dec 29	at Dal	W 1/0	3	43	14.3	17	0	22	33%
<b>Totals</b>		<b>16/3</b>	<b>36</b>	<b>469</b>	<b>13.0</b>	<b>38</b>	<b>4</b>	<b>450</b>	<b>41%</b>

### PLAYOFFS

Jan 4	NO	L 1/0	3	22	7.3	15	1	23	40%
<b>Totals</b>		<b>1/0</b>	<b>3</b>	<b>22</b>	<b>7.3</b>	<b>15</b>	<b>1</b>	<b>23</b>	<b>40%</b>



# QB NICK FOLES 9



**6-6 | 243** **6th Year**  
**BORN: Jan. 20, 1989 (Age 28)**



**Arizona**  
**D3-12 (88th overall)**  
**by Philadelphia**  
**Acquired: FA (KC) 2017**



Originally a 3rd-round draft choice (88th overall) by the Eagles in the 2012 NFL Draft, **Nick Foles** spent the first three seasons of his pro career with Philadelphia prior to stints with St. Louis (2015) and Kansas City (2016). The Eagles' all-time leader in passer rating (94.2), Foles has completed 776-of-1,285 (60.4%) attempts for 9,215 yards, 56 TDs and an 88.2 passer rating in 42 career games (36 starts).

## 7 PASSING TDs

### NFL SINGLE-GAME HISTORY



**DREW BREEES**  
11/1/15 vs. NYG



**NICK FOLES**  
11/3/13 at Oak.



**PEYTON MANNING**  
9/5/13 vs. Bal.



**JOE KAPP**  
9/28/69 vs. Bal.



**Y.A. TITTLE**  
10/28/62 vs. Was.



**GEORGE BLANDA**  
11/19/61 vs. NYT



**ADRIAN BURK**  
10/17/54 at Was.



**SID LUCKMAN**  
11/43/43 at NYG

## PASSER RATING

### EAGLES ALL-TIME HISTORY

**94.2 Nick Foles (2012-14)**

**87.7 Michael Vick (2009-13)**

**86.5 Donovan McNabb (1999-2009)**

## 27-2

Foles enjoyed a breakout season in 2013, throwing 27 TDs against 2 INTs for a 119.2 passer rating.

His 13.5 TD-INT ratio in 2013 ranks 2nd in NFL single-season history, trailing only Tom Brady in 2016 (14.0 - 28 TDs, 2 INTs).

His 19 TDs to start a season without an INT were the 2nd-most in NFL history, behind Peyton Manning (20 in 2013).

Became the first Eagle to lead the league in passer rating since Tommy Thompson in 1949.

## CAREER HIGHLIGHTS

- Produced a 94.2 passer rating with the Eagles from 2012-14, which ranks 1st in all-time team history (min. 500 attempts)
- Also owns the 3rd-best career completion percentage (61.6%) in Eagles history, trailing only **Sam Bradford** (65.0% in 2015) and **Carson Wentz** (62.4% in 2016) (min. 500 attempts)

### 2016 - KANSAS CITY CHIEFS (3/1)

- Saw action in three games (one start) as a back-up to QB **Alex Smith**. Completed 36-of-55 (65.5%) attempts for 410 yards, 3 TDs, 0 INTs and a 105.9 passer rating

### 2015 - ST. LOUIS RAMS (11/11)

- Started a career-high 11 games
- Tied a career-long with a 68-yard pass to **Stedman Bailey** at GB (10/11/15)



FOLES' CAREER STATISTICS																			
			PASSING										RUSHING					OFF SNAPS	
Year	Team	GP/S	Att	Cmp	Pct	Yds	Y/A	TD	Int	Lg	Sk/Yd	Rate	Att	Yds	Avg	Lg	TD	No	Pct
2012	Philadelphia	7/6	265	161	60.8	1699	6.4	6	5	46	20/131	79.1	11	42	3.8	14	1	454	40%
2013	Philadelphia	13/10	317	203	64.0	2891	9.1	27	2	63t	28/173	119.2	57	221	3.9	21	3	702	64%
2014	Philadelphia	8/8	311	186	59.8	2163	7.0	13	10	68t	9/74	81.4	16	68	4.3	14	0	545	46%
2015	St. Louis	11/11	337	190	56.4	2052	6.1	7	10	68	14/98	69.0	17	20	1.2	10	1	653	68%
2016	Kansas City	3/1	55	36	65.5	410	7.5	3	0	49	4/34	105.9	4	-4	-1.0	-1	0	106	10%
<b>Totals</b>		<b>42/36</b>	<b>1285</b>	<b>776</b>	<b>60.4</b>	<b>9215</b>	<b>7.2</b>	<b>56</b>	<b>27</b>	<b>68t</b>	<b>75/510</b>	<b>88.1</b>	<b>105</b>	<b>347</b>	<b>3.3</b>	<b>21</b>	<b>5</b>	<b>---</b>	<b>---</b>
PLAYOFFS																			
2013	Philadelphia	1/1	33	23	69.7	195	5.9	2	0	40	2/19	105.0	1	3	3.0	3	0	58	100%
2016	Kansas City	0/0	0	0	---	0	---	0	0	--	0/0	---	0	0	---	--	0	---	---
<b>Totals</b>		<b>1/1</b>	<b>33</b>	<b>23</b>	<b>69.7</b>	<b>195</b>	<b>5.9</b>	<b>2</b>	<b>0</b>	<b>40</b>	<b>2/19</b>	<b>105.0</b>	<b>1</b>	<b>3</b>	<b>3.0</b>	<b>3</b>	<b>0</b>	<b>---</b>	<b>---</b>
ADDITIONAL CAREER STATISTICS																			
<b>Fumbles/Lost:</b> 21/10 - 2012 (8/3); 2013 (4/2); 2014 (4/3); 2015 (5/2)																			

## CAREER HIGHLIGHTS (Continued)

### 2014 - PHILADELPHIA EAGLES (8/8)

- Posted his third career 400+ yard performance (411) while setting career highs with 62 attempts and 36 completions at Ari. (10/26/14)
- Became the sixth QB since 1950 to throw for 320+ yards in each of the first three games of the season (322 - 9/7/14 vs. Jax.; 331 - 9/15/14 at Ind.; 325 - 9/21/14 vs. Was.), joining **Drew Brees** (2013), **Robert Griffin III** (2013), **Tom Brady** (2011), **Kurt Warner** (2000) and **Drew Bledsoe** (1994)
- Threw for 322 yards, including a career-long, 68-yard TD pass to **Jeremy Maclin**, in a comeback win vs. Jax. (9/7/14)

### 2013 - PHILADELPHIA EAGLES (13/10, Playoffs: 1/1)

- Enjoyed a breakout season in 2013, completing 203-of-317 (64.0%) attempts for 2,891 yards, 27 TDs, 2 INTs and a 119.2 passer rating in only 10 starts. Earned a spot in the **2014 Pro Bowl** and was named the game's Most Valuable Player



## BORN INTO FOOTBALL

Growing up in Austin, TX, Foles claims he has been in a football-thirsty environment his whole life. "High school football was the big thing growing up in Austin. Friday Night Lights, the whole deal. I was thrown right in it and loved it."

In fact, there is a baby picture of Foles after he was born with a football in his hands. "It's actually pretty funny because in that picture I'm using the same grip on the ball as I do now."

## BIRDSEED

Foles married his wife, Tori, in the 2014 offseason. Tori played volleyball at Arizona and is the sister of former Eagles TE Evan Moore. Foles is the son of Larry and Melissa, who both are in the restaurant business. He has two sisters: Lacey and Katie.

Foles was a roommate of Brent Celek's brother, Garrett, as a freshman at Michigan State.

## DUAL-SPORT ATHLETE

Foles starred at Westlake HS (Austin, TX), where he set school career records for passing yards (5,658) and TDs (56), breaking marks previously held by Drew Brees. Foles was teammates with Ravens K Justin Tucker at Westlake.

Additionally, Foles was also a three-year starter and two-time MVP for Westlake's basketball team, averaging 15 points and 11 rebounds in 2005-06 while earning all-district honors. He was recruited by numerous Division I basketball programs.

## STILL MENTORING

While at Arizona, Foles served as a mentor to four brothers (Aaron, Jose, Chris and Anthony) from an underprivileged home in Tucson. "I'd spend time with them every weekend. It was a great experience for me. I still mentor and talk to them and help them in any way I can."

# QB NICK FOLES 9



## 2016 GAME-BY-GAME STATISTICS (KANSAS CITY)

			PASSING										RUSHING					SNAPS		
Date	Opp	GP/S	Att	Cmp	Pct	Yds	Y/A	TD	Int	Lg	Sk/Yd	Rate	Att	Yds	Avg	Lg	TD	No	Pct	
Sep 11	SD	W	0/0	DID NOT PLAY																
Sep 18	at Hou	L	0/0	DID NOT PLAY																
Sep 25	NYJ	W	0/0	DID NOT PLAY																
Oct 2	at Pit	L	0/0	DID NOT PLAY																
Oct 16	at Oak	W	0/0	DID NOT PLAY																
Oct 23	NO	W	0/0	DID NOT PLAY																
Oct 30	at Ind	W	1/0	22	16	72.7	223	10.1	2	0	49	2/16	135.2	1	-1	-1.0	-1	0	45	61%
Nov 6	Jax	W	1/1	33	20	60.6	187	5.7	1	0	24	2/18	86.3	3	-3	-1.0	-1	0	58	100%
Nov 13	at Car	W	0/0	DID NOT PLAY																
Nov 20	TB	L	0/0	DID NOT PLAY																
Nov 27	at Den	W	0/0	DID NOT PLAY																
Dec 4	at Atl	W	0/0	DID NOT PLAY																
Dec 8	Oak	W	0/0	DID NOT PLAY																
Dec 18	Ten	L	0/0	DID NOT PLAY																
Dec 25	Den	W	0/0	DID NOT PLAY																
Jan 1	at SD	W	1/0	0	0	---	0	---	0	0	--	0/0	---	0	0	---	--	0	3	5%
<b>Totals</b>			<b>3/1</b>	<b>55</b>	<b>36</b>	<b>65.5</b>	<b>410</b>	<b>7.5</b>	<b>3</b>	<b>0</b>	<b>49</b>	<b>4/34</b>	<b>105.9</b>	<b>4</b>	<b>-4</b>	<b>-1.0</b>	<b>-1</b>	<b>0</b>	<b>106</b>	<b>10%</b>
PLAYOFFS																				
Jan 15	Pit	L	0/0	DID NOT PLAY																
<b>Totals</b>			<b>0/0</b>	<b>0</b>	<b>0</b>	<b>---</b>	<b>0</b>	<b>---</b>	<b>0</b>	<b>0</b>	<b>--</b>	<b>0/0</b>	<b>---</b>	<b>0</b>	<b>0</b>	<b>---</b>	<b>--</b>	<b>0</b>	<b>---</b>	<b>---</b>

## CAREER HIGHS

Pass Attempts	62	10/26/14 at Ari.
Completions	36	10/26/14 at Ari.
Passing Yards	428	12/15/13 at Min.
Yards/Attempt	14.5	11/3/13 at Oak.
Passing Long	68	2x, last: 10/11/15 at GB
Passing TDs	7	11/3/13 at Oak.
Completion %	84.0	12/22/13 vs. Chi.
Passer Rating	158.3	11/3/13 at Oak.
Rush Attempts	9	2x, last: 12/1/13 vs. Ari.
Rushing Yards	47	11/17/13 vs. Was.
Rushing Long	21	12/15/13 at Min.
Rushing TDs	1	5x, last: 9/13/15 vs. Sea.

## 300+ YARD GAMES (8)

Date	Opponent	Yards
12/15/13	at Minnesota Vikings (L, 30-48)	428
10/26/14	at Arizona Cardinals (L, 20-24)	411
11/3/13	at Oakland Raiders (W, 49-20)	406
12/9/12	at Tampa Bay Buccaneers (W, 23-21)	381
12/23/12	vs. Washington Redskins (L, 20-27)	345
9/15/14	at Indianapolis Colts (W, 30-27)	331
9/21/14	vs. Washington Redskins (W, 37-34)	325
9/7/14	vs. Jacksonville Jaguars (W, 34-17)	322

## CAREER HIGHLIGHTS (Continued)

- Produced the best TD-INT ratio (27 TDs, 2 INTs) in NFL history in 2013. Is the only player in NFL history to record 20+ TDs with fewer than 2 INTs. Joined **Tom Brady** (36 TDs, 4 INTs in 2010) as the only QBs in NFL history to register 25+ TDs with fewer than 5 INTs in a single season
- Posted the 3rd-lowest INT percentage (0.63) in NFL history in 2013. His 19 TDs to start a season without an INT were the 2nd-most in NFL history, behind **Peyton Manning** (20 in 2013). Set an Eagles franchise record with 237 attempts without an INT (12/23/12-12/8/13)
- Also led the NFL in passer rating (119.2), yards per attempt (9.1) and TD percentage (8.5) in 2013. Became the first Eagle to lead the league in passer rating since **Tommy Thompson** in 1949
- His nine games with a 100+ passer rating in 2013 tied a franchise record (**Donovan McNabb** in 2004) and ranked 2nd in the NFL, trailing only **Peyton Manning** (10)
- In his first career playoff start vs. NO (1/4/14), completed 69.7% (23-of-33) of his passes for 195 yards, 2 TDs and a 105.0 passer rating
- Helped the Eagles clinch the NFC East title with a 124.4 passer rating at Dal. (12/29/13). Completed 17-of-26 (65.4%) attempts for 263 yards and 2 TDs
- Set a franchise record with an 84.0% (21-of-25) completion percentage vs. Chi. (12/22/13), along with 230 yards, 2 TDs and a 131.7 passer rating
- Threw for a career-high 428 yards at Min. (12/15/13)



# QB NICK FOLES 9



## 2015 GAME-BY-GAME STATISTICS (ST. LOUIS)

			PASSING										RUSHING					SNAPS		
Date	Opp	GP/S	Att	Cmp	Pct	Yds	Y/A	TD	Int	Lg	Sk/Yd	Rate	Att	Yds	Avg	Lg	TD	No	Pct	
Sep 13	Sea	W	1/1	27	18	66.7	297	11.0	1	0	42	2/21	115.8	4	11	2.8	9	1	58	100%
Sep 20	at Was	L	1/1	32	17	53.1	150	4.7	1	0	40t	1/4	76.3	1	1	1.0	1	0	52	100%
Sep 27	Pit	L	1/1	28	19	67.9	197	7.0	0	1	26	2/10	73.1	1	10	10.0	10	0	50	100%
Oct 4	at Ari	W	1/1	24	16	66.7	171	7.1	3	0	47	1/7	126.9	1	-1	-1.0	-1	0	53	100%
Oct 11	at GB	L	1/1	30	11	36.7	141	4.7	1	4	68	3/18	23.8	1	2	2.0	2	0	70	100%
Oct 25	Cle	W	1/1	23	15	65.2	163	7.1	0	0	41	2/13	86.0	2	-2	-1.0	-1	0	53	100%
Nov 1	SF	W	1/1	23	14	60.9	191	8.3	1	0	66t	0/0	101.9	3	-3	-1.0	-1	0	69	100%
Nov 8	at Min	L	1/1	33	18	54.5	168	5.1	0	0	55	1/8	68.8	1	2	2.0	2	0	74	100%
Nov 15	Chi	L	1/1	36	17	47.2	200	5.6	0	1	37	1/9	53.0	0	0	---	--	0	58	92%
Nov 22	at Bal	L	0/0	DID NOT PLAY																
Nov 29	at Cin	L	1/1	46	30	65.2	228	5.0	0	3	25	1/8	49.9	1	2	2.0	2	0	66	90%
Dec 6	Ari	L	1/1	35	15	42.9	146	4.2	0	1	30	0/0	43.3	2	-2	-1.0	-1	0	50	100%
Dec 13	Det	W	0/0	DID NOT PLAY																
Dec 17	TB	W	0/0	DID NOT PLAY																
Dec 27	at Sea	W	0/0	DID NOT PLAY																
Jan 3	at SF	L	0/0	DID NOT PLAY																
<b>Totals</b>			<b>11/11</b>	<b>337</b>	<b>190</b>	<b>56.4</b>	<b>2052</b>	<b>6.1</b>	<b>7</b>	<b>10</b>	<b>68</b>	<b>14/98</b>	<b>69.0</b>	<b>17</b>	<b>20</b>	<b>1.2</b>	<b>10</b>	<b>1</b>	<b>653</b>	<b>68%</b>

## CAREER HIGHLIGHTS (Continued)

- Earned **NFC Offensive Player of the Month** honors for November 2013, when he set an NFL record for passer rating in a calendar month (152.8) (min. 50 attempts). In three games, completed 51-of-72 (70.8%) passes for 932 yards, 10 TDs and 0 INTs
- Became the first QB since 1960 to post a 149.0+ passer rating in consecutive games (158.3 - 11/3/13 at Oak.; 149.3 - 11/10/13 at GB)
- In just his 9th career NFL start, became the seventh player in NFL history to throw 7 TDs in a single game in a 49-20 win at Oak. (11/3/13), joining **Peyton Manning** (9/5/13 vs. Bal.), **Joe Kapp** (9/28/69 vs. Bal.), **Y.A. Tittle** (10/28/62 vs. Was.), **George Blanda** (11/19/61 vs. N.Y. Titans), **Adrian Burk** (10/17/54 at Was.) and **Sid Luckman** (11/14/43 at NYG)
- Was the third player in NFL history to throw 7 TDs with 0 INTs, joining **Peyton Manning** (9/5/13 vs. Bal.) and **Y.A. Tittle** (10/28/62 vs. Was.). Became the first to throw 7 TDs with a perfect 158.3 passer rating, as well as the first to throw all 7 TDs before the start of the fourth quarter
- Earned **NFC Offensive Player of the Week** honors for his 7-TD performance. His jersey, cleats and the football from the 7th TD are on display at the Pro Football Hall of Fame
- Completed 22-of-31 (71.0%) attempts for 296 yards, 3 TDs and a 133.3 QB rating en route to **NFC Offensive Player of the Week** honors at TB (10/13/13)



## MULTI-TOUCHDOWN GAMES (16)

Date	Opponent	TDs
11/3/13	at Oakland Raiders (W, 49-20)	7
10/4/15	at Arizona Cardinals (W, 24-22)	3
9/21/14	vs. Washington Redskins (W, 37-34)	3
12/15/13	at Minnesota Vikings (L, 30-48)	3
12/1/13	vs. Arizona Cardinals (W, 24-21)	3
11/10/13	at Green Bay Packers (W, 27-13)	3
10/13/13	at Tampa Bay Buccaneers (W, 31-20)	3
10/30/16	at Indianapolis Colts (W, 30-14)	2
10/26/14	at Arizona Cardinals (L, 20-24)	2
10/12/14	vs. New York Giants (W, 27-0)	2
10/5/14	vs. St. Louis Rams (W, 34-28)	2
9/7/14	vs. Jacksonville Jaguars (W, 34-17)	2
12/29/13	at Dallas Cowboys (W, 24-22)	2
12/22/13	vs. Chicago Bears (W, 54-11)	2
10/6/13	at New York Giants (W, 36-21)	2
12/9/12	at Tampa Bay Buccaneers (W, 23-21)	2

## 2012 - PHILADELPHIA EAGLES (7/6)

- In 2012, set then-Eagles rookie passing records in attempts (265), completions (161) and yards (1,699)
- Rallied from a 21-10 deficit in the fourth quarter at TB (12/9/12) with 2 TDs in the final four minutes. Along the way, tallied an Eagles rookie record 381 passing yards

# QB NICK FOLES 9



## 2014 GAME-BY-GAME STATISTICS

			PASSING											RUSHING					SNAPS	
Date	Opp	GP/S	Att	Cmp	Pct	Yds	Y/A	TD	Int	Lg	Sk/Yd	Rate	Att	Yds	Avg	Lg	TD	No	Pct	
Sep 7	Jax	W 1/1	45	27	60.0	322	7.2	2	1	68t	5/47	87.5	0	0	---	--	0	87	100%	
Sep 15	at Ind	W 1/1	37	21	56.8	331	9.0	1	1	57	0/0	84.4	4	22	5.5	7	0	68	100%	
Sep 21	Was	W 1/1	41	27	65.9	325	7.9	3	0	50	0/0	114.4	4	12	3.0	9	0	73	100%	
Sep 28	at SF	L 1/1	43	21	48.8	195	4.5	0	2	22	1/4	42.3	1	1	1.0	1	0	60	100%	
Oct 5	StL	W 1/1	37	24	64.9	207	5.6	2	1	24t	0/0	86.2	2	13	6.5	14	0	73	100%	
Oct 12	NYG	W 1/1	34	21	61.8	248	7.3	2	2	26t	1/3	79.0	2	5	2.5	4	0	72	100%	
Oct 26	at Ari	L 1/1	62	36	58.1	411	6.6	2	2	54t	0/0	75.4	2	14	7.0	11	0	92	100%	
Nov 2	at Hou	W 1/1	12	9	75.0	124	10.3	1	1	59t	2/20	100.7	1	1	1.0	1	0	20	24%	
Nov 10	Car	W 0/0	INACTIVE (SHOULDER)																	
Nov 16	at GB	L 0/0	INACTIVE (SHOULDER)																	
Nov 23	Ten	W 0/0	INACTIVE (SHOULDER)																	
Nov 27	at Dal	W 0/0	INACTIVE (SHOULDER)																	
Dec 7	Sea	L 0/0	INACTIVE (SHOULDER)																	
Dec 14	Dal	L 0/0	INACTIVE (SHOULDER)																	
Dec 20	at Was	L 0/0	INACTIVE (SHOULDER)																	
Dec 28	at NYG	W 0/0	INACTIVE (SHOULDER)																	
<b>Totals</b>		<b>8/8</b>	<b>311</b>	<b>186</b>	<b>59.8</b>	<b>2163</b>	<b>7.0</b>	<b>13</b>	<b>10</b>	<b>68t</b>	<b>9/74</b>	<b>81.4</b>	<b>16</b>	<b>68</b>	<b>4.3</b>	<b>14</b>	<b>0</b>	<b>545</b>	<b>46%</b>	



## CAREER HIGHLIGHTS (Continued)

- Started his first NFL game in his home state of Texas, completing 64.7% (22-of-34) of his passes for 251 yards and 1 TD at Dal. (12/2/12)
- In his first NFL action in place of injured **Michael Vick** vs. Dal. (11/11/12), threw for 219 yards and recorded his first career TD (44 yards to **Jeremy Maclin**)

## COLLEGE HIGHLIGHTS

- Finished his career at Arizona as the school's all-time leader in attempts (1,369), completions (933), passing yards (10,011) and TDs (67)
- As a senior in 2011, earned Honorable Mention All-Pac 12 honors after throwing for a school single-season record 4,334 yards and 28 TDs
- Received honorable mention All-Pac 10 accolades as a junior in 2010, throwing for 3,191 yards and 20 TDs
- Totaled 2,486 yards and 19 TDs and was named honorable mention All-Pac 10 as a sophomore in 2009

## TRANSACTIONS

- 2012** Drafted by PHI in 3rd round (88th overall)  
*Signed 4-year contract*
- 12/26/12** Placed on Injured Reserve (hand)
- 3/10/15** Traded from PHI to StL for QB **Sam Bradford** and a 2015 5th-round draft choice
- 8/8/15** Signed by StL to 2-year contract extension through 2017
- 7/27/16** Released by StL
- 8/5/16** Signed by KC to 1-year contract
- 3/13/17** Agreed to terms with PHI on 2-year contract

## 100+ RATING GAMES (14)

Date	Opponent	Rating
11/3/13	at Oakland Raiders (W, 49-20)	158.3
11/10/13	at Green Bay Packers (W, 27-13)	149.3
10/30/16	at Indianapolis Colts (W, 30-14)	135.2
10/13/13	at Tampa Bay Buccaneers (W, 31-20)	133.3
12/22/13	vs. Chicago Bears (W, 54-11)	131.7
10/4/15	at Arizona Cardinals (W, 24-22)	126.9
12/29/13	at Dallas Cowboys (W, 24-22)	124.4
9/13/15	vs. Seattle Seahawks (W, 34-31)	115.8
10/6/13	at New York Giants (W, 36-21)	114.9
9/21/14	vs. Washington Redskins (W, 37-34)	114.4
12/1/13	vs. Arizona Cardinals (W, 24-21)	112.0
11/17/13	vs. Washington Redskins (W, 24-16)	104.3
12/15/13	at Minnesota Vikings (L, 30-48)	103.5
11/1/15	vs. San Francisco 49ers (W, 27-6)	101.9

# QB NICK FOLES 9



## 2013 GAME-BY-GAME STATISTICS

				PASSING									RUSHING					SNAPS		
Date	Opp		GP/S	Att	Cmp	Pct	Yds	Y/A	TD	Int	Lg	Sk/Yd	Rate	Att	Yds	Avg	Lg	TD	No	Pct
Sep 9	at Was	W	0/0	DID NOT PLAY																
Sep 15	SD	L	1/0	1	0	0.0	0	0.0	0	0	--	0/0	39.6	0	0	---	--	0	1	2%
Sep 19	KC	L	0/0	DID NOT PLAY																
Sep 29	at Den	L	1/0	4	3	75.0	49	12.3	1	0	37	0/0	155.2	0	0	---	--	0	7	10%
Oct 6	at NYG	W	1/0	25	16	64.0	197	7.9	2	0	28	1/3	114.9	3	1	0.3	3	0	43	53%
Oct 13	at TB	W	1/1	31	22	71.0	296	9.6	3	0	47t	1/9	133.3	3	2	0.7	4t	1	68	100%
Oct 20	Dal	L	1/1	29	11	37.9	80	2.8	0	0	16	3/15	46.2	3	25	8.3	12	0	56	70%
Oct 27	NYG	L	0/0	INACTIVE (CONCUSSION)																
Nov 3	at Oak	W	1/1	28	22	78.6	406	14.5	7	0	63t	1/1	158.3	4	10	2.5	9	0	51	86%
Nov 10	at GB	W	1/1	18	12	66.7	228	12.7	3	0	55t	3/17	149.3	8	38	4.8	16	0	61	100%
Nov 17	Was	W	1/1	26	17	65.4	298	11.5	0	0	49	3/22	104.3	9	47	5.2	14	1	66	100%
Dec 1	Ari	W	1/1	34	21	61.8	237	7.0	3	0	25	5/35	112.0	9	22	2.4	9	0	77	100%
Dec 8	Det	W	1/1	22	11	50.0	179	8.1	1	1	44	0/0	73.9	6	23	3.8	20	1	75	100%
Dec 15	at Min	L	1/1	48	30	62.5	428	8.9	3	1	51	4/32	103.5	5	41	8.2	21	0	69	100%
Dec 22	Chi	W	1/1	25	21	84.0	230	9.2	2	0	32	2/5	131.7	2	17	8.5	10	0	61	95%
Dec 29	at Dal	W	1/1	26	17	65.4	263	10.1	2	0	35	5/34	124.4	5	-5	-1.0	0	0	67	100%
<b>Totals</b>			<b>13/10</b>	<b>317</b>	<b>203</b>	<b>64.0</b>	<b>2891</b>	<b>9.1</b>	<b>27</b>	<b>2</b>	<b>63t</b>	<b>28/173</b>	<b>119.2</b>	<b>57</b>	<b>221</b>	<b>3.9</b>	<b>21</b>	<b>3</b>	<b>702</b>	<b>64%</b>

## PLAYOFFS

Jan 4	NO	L	1/1	33	23	69.7	195	5.9	2	0	40	2/19	105.0	1	3	3.0	3	0	58	100%
<b>Totals</b>			<b>1/1</b>	<b>33</b>	<b>23</b>	<b>69.7</b>	<b>195</b>	<b>5.9</b>	<b>2</b>	<b>0</b>	<b>40</b>	<b>2/19</b>	<b>105.0</b>	<b>1</b>	<b>3</b>	<b>3.0</b>	<b>3</b>	<b>0</b>	<b>58</b>	<b>100%</b>

## 2012 GAME-BY-GAME STATISTICS

				PASSING									RUSHING					SNAPS		
Date	Opp		GP/S	Att	Cmp	Pct	Yds	Y/A	TD	Int	Lg	Sk/Yd	Rate	Att	Yds	Avg	Lg	TD	No	Pct
Sep 9	at Cle	W	0/0	DID NOT PLAY																
Sep 16	Bal	W	0/0	DID NOT PLAY																
Sep 23	at Ari	L	0/0	DID NOT PLAY																
Sep 30	NYG	W	0/0	DID NOT PLAY																
Oct 7	at Pit	L	0/0	DID NOT PLAY																
Oct 14	Det	L	0/0	DID NOT PLAY																
Oct 28	Atl	L	0/0	DID NOT PLAY																
Nov 5	at NO	L	0/0	DID NOT PLAY																
Nov 11	Dal	L	1/0	32	22	68.8	219	6.8	1	1	44t	2/11	85.3	0	0	---	--	0	58	74%
Nov 18	at Was	L	1/1	46	21	45.7	204	4.4	0	2	25	4/27	40.5	1	0	0.0	0	0	75	100%
Nov 26	Car	L	1/1	21	16	76.2	119	5.7	0	0	16	1/12	89.2	1	0	0.0	0	0	50	100%
Dec 2	at Dal	L	1/1	34	22	64.7	251	7.4	1	0	29	1/11	96.6	0	0	---	--	0	63	100%
Dec 9	at TB	W	1/1	51	32	62.7	381	7.5	2	0	39	6/43	98.6	3	27	9.0	14	1	76	100%
Dec 13	Cin	L	1/1	33	16	48.5	180	5.5	1	1	46	1/3	62.7	2	5	2.5	5	0	56	100%
Dec 23	Was	L	1/1	48	32	66.7	345	7.2	1	1	38	5/24	85.9	4	10	2.5	5	0	76	100%
PLACED ON INJURED RESERVE (HAND) ON 12/26/12																				
<b>Totals</b>			<b>7/6</b>	<b>265</b>	<b>161</b>	<b>60.8</b>	<b>1699</b>	<b>6.4</b>	<b>6</b>	<b>5</b>	<b>46</b>	<b>20/131</b>	<b>79.1</b>	<b>11</b>	<b>42</b>	<b>3.8</b>	<b>14</b>	<b>1</b>	<b>454</b>	<b>40%</b>

# WR SHELTON GIBSON 18



5-11 | 191 Rookie

BORN: March 20, 1995 (Age 22)

Cleveland, Ohio  
Cleveland Heights High School



West Virginia  
D5a-17 (166th overall)  
by Philadelphia



Shelton Gibson was selected by the Eagles in the 5th round (166th overall) of the 2017 NFL Draft. Gibson, who excelled as a receiver and kick returner during his three-year career at West Virginia, earned second-team All-Big 12 honors after totaling 43 receptions for 951 yards (22.1 avg.) and 8 TDs as a junior in 2016. In his sophomore campaign in 2015, Gibson registered 37 catches for 887 yards (24.0 avg.) and a career-high 9 TDs.

## RECEIVING AVERAGE

NCAA PLAYERS (2015-16)

Jalen Robinette	26.2
<b>Shelton Gibson</b>	<b>23.0</b>
Mack Hollins	22.9
Chris Moore	21.8
Bryce Treggs	21.2

## BIRDSEED

- Is the son of Shalett and Shelton Gibson. Has four siblings. Majored in multidisciplinary studies at West Virginia
- Prepped at Cleveland Heights HS (Cleveland, OH), where he finished with 700 receiving yards as a senior while scoring as a receiver, rusher, kickoff returner, punt returner and passed for a TD. Named No. 6 on the 2012 Cleveland Plain Dealer Top 50 Northeast Ohio football players. Also played in the U.S. Army All-American Bowl
- Grabbed 27 passes for 518 yards and 4 TDs as a junior in 2011. Recorded 45 receptions for 532 yards and 21 TDs as a sophomore
- Also lettered in track and field, participating in sprints and relays

Among NCAA players with at least 20.0 yards per reception from 2015-16 (min. 40 receptions), Gibson ranks 1st with 17 TDs.

## COLLEGE HIGHLIGHTS

- Appeared in 38 games during his three-year career at West Virginia, where he amassed 84 receptions for 1,898 yards (22.6 avg.) and 17 TDs. Also had 53 kickoff returns for 1,244 yards (23.5 avg.) and 1 TD, including a 100-yard kick return TD
- Ranked 4th in the nation with 22.1 yards per reception as a junior in 2016, trailing only **Jalen Robinette** (27.4, Air Force), **Jester Weah** (24.2, Pittsburgh) and **Jaylen Smith** (22.2, Louisville). Registered career highs in receptions (43) and receiving yards (951) en route to second-team All-Big 12 honors
- Earned All-Big 12 Honorable Mention as a sophomore in 2015 after ranking 2nd in the nation with 23.97 yards per reception, trailing only current Eagles teammate **Mack Hollins** (24.8, North Carolina). Produced 37 catches for 887 yards and a career-high 9 TDs. Returned 11 kickoffs for 361 yards (32.8 avg.), including a 100-yard TD at Baylor (10/17/15)

# WR SHELTON GIBSON 18



## GIBSON'S COLLEGE STATISTICS

Year	Team	GP	RECEIVING					KICK RETURNS				
			No	Yds	Avg	Lg	TD	No	Yds	Avg	Lg	TD
2014	West Virginia	12	4	60	15.0	47	0	13	250	19.2	42	0
2015	West Virginia	13	37	887	24.0	70t	9	11	361	32.8	100t	1
2016	West Virginia	13	43	951	22.1	71t	8	29	633	21.8	51	0
<b>Totals</b>		<b>38</b>	<b>84</b>	<b>1898</b>	<b>22.6</b>	<b>71t</b>	<b>17</b>	<b>53</b>	<b>1244</b>	<b>23.5</b>	<b>100t</b>	<b>1</b>



## TRANSACTIONS

**2017** Drafted by PHI in 5th round (166th overall)  
*Signed 4-year contract*

# LB NAJEE GOODE 52



**6-0 | 244** 🇺🇸 6th Year  
**BORN: June 4, 1989 (Age 28)**

  
**Cleveland, Ohio**  
**Benedictine High School**



**West Virginia**  
**D5-12 (140th overall)**  
**by Tampa Bay**  
**Acquired: W (TB) 2013**



**Najee Goode** provides the Eagles with quality depth at linebacker and is a standout on special teams. In 2016, Goode recorded 12 special teams tackles to finish second on the team. The year before, Goode rebounded from a pectoral injury suffered in 2014, to play 349 snaps on special teams (70 percent) and finish third on the team in special teams tackles (12). A two-time team captain at West Virginia, Goode finished his college career with 157 tackles, including 22.5 TFLs, 8.0 sacks, 2 INTs, 2 FFs and 2 FRs.

## SPECIAL TEAMS TACKLES EAGLES PLAYERS SINCE 2015

Chris Maragos	29
Trey Burton	26
<b>Najee Goode</b>	<b>24</b>

## EAGLES PLAYERS IN 2016

Chris Maragos	13
<b>Najee Goode</b>	<b>12</b>
Mychal Kendricks	9

## THREE STEP DROP

**Hobbies:** Drawing and working on cars

**Best player he has faced:** Tom Brady

**Funniest Eagle:** Lane Johnson

**If he could play another sport:**  
Striker for Manchester United

**Bucket list:** H.A.L.O. jump -- a 30,000 ft. skydive at a small landing target

**First job:** Worked at a cheese factory where he packed and wrapped cheese

**Strangest food he likes to eat:** Sardines with jalapenos and pineapple

**Favorite athlete as a kid:** His father, John Goode

**Favorite athlete to watch now:** Usain Bolt

## CAREER HIGHLIGHTS

### 2016 - PHILADELPHIA EAGLES (16/0)

- Finished 2nd on the Eagles with 12 special teams tackles. Tallied an Eagles single-game season-high 3 special teams tackles at NYG (11/6/16)

### 2015 - PHILADELPHIA EAGLES (14/0)

- Despite signing to the Eagles 53-man roster in Week 3, finished the year ranked 3rd with 12 special teams tackles
- Scored second TD of his career when he returned a blocked punt by S **Chris Maragos** for a score at NE (12/6/15). His TD tied the game at 14-14 before halftime and helped propel the Birds to a 35-28 win over the previously 10-1 Patriots



## GOODE'S CAREER STATISTICS

			TACKLES					PASS DEFENSE					FUMBLES			DEF SNAPS		ST	
Year	Team	GP/S	Total	Solo	Asst	TFL	Sacks	Int	Yds	Lg	TD	PD	Hur	FF	FR	Yds	No	Pct	No
2012	Tampa Bay	3/0	0	0	0	0.0	0.0	0	0	--	0	0	0	0	0	0	3	0%	0
2013	Philadelphia	14/1	18	11	7	0.0	1.0	0	0	--	0	2	0	0	1	2	190	16%	8
2014	Philadelphia	1/0	0	0	0	0.0	0.0	0	0	--	0	0	0	0	0	0	0	0%	0
2015	Philadelphia	14/0	5	5	0	0.0	0.0	0	0	--	0	1	0	0	0	0	37	3%	12
2016	Philadelphia	16/0	0	0	0	0.0	0.0	0	0	--	0	0	0	0	0	0	2	0%	12
<b>Totals</b>		<b>48/1</b>	<b>23</b>	<b>16</b>	<b>7</b>	<b>0.0</b>	<b>1.0</b>	<b>0</b>	<b>0</b>	<b>--</b>	<b>0</b>	<b>3</b>	<b>0</b>	<b>0</b>	<b>1</b>	<b>2</b>	<b>---</b>	<b>---</b>	<b>32</b>

PLAYOFFS																			
2013	Philadelphia	1/0	0	0	0	0.0	0.0	0	0	--	0	0	0	0	0	0	0	0%	0
<b>Totals</b>		<b>1/0</b>	<b>0</b>	<b>0</b>	<b>0</b>	<b>0.0</b>	<b>0.0</b>	<b>0</b>	<b>0</b>	<b>--</b>	<b>0</b>	<b>0</b>	<b>0</b>	<b>0</b>	<b>0</b>	<b>0</b>	<b>---</b>	<b>---</b>	<b>0</b>

## CAREER HIGHLIGHTS (Continued)

### 2013 - PHILADELPHIA EAGLES (14/1, Playoffs: 1/0)

- Recorded his first-career sack, taking down Redskins QB **Robert Griffin III** in his first-career start vs. Was. (11/17/13). Also notched six tackles and two passes defended in the contest
- Recovered a mishandled long snap at the Giants 2-yard line and ran it in for his first-career touchdown vs. NYG (10/27/13)

CAREER HIGHS		
<b>Total Tackles</b>	6	11/17/13 vs. Was.
<b>Solo Tackles</b>	5	11/17/13 vs. Was.



TOUCHDOWNS		
Date	Opponent	TDs
12/6/15	at New England Patriots (W, 35-28)	Blocked Punt
10/27/13	vs. New York Giants (L, 7-15)	Fumble Recovery



## BORN TO BE A BIRD

Najee and his father, John Goode, are the first father-son duo to take snaps for the Eagles. John played in 14 games for the Eagles in 1985. Said Najee: "When I signed with the Eagles my father told me that the fans are extremely passionate about their sports. He said I should enjoy the moment and just make plays ... I was 4 years old and I knew the Eagles chant - E-A-G-L-E-S, EAGLES! I used to hear my dad do it all the time."

## BIRDSEED

Goode attended Benedictine High School in Cleveland where he was a dual-threat QB and a LB. He also lettered in track and field, where he won the Division II state title in the discus with a school-record toss of 172'01."

Goode is the son of Fatimah and John Goode. His first child, daughter, Lillianna, was born in June 2016. He also has a dog named Titan. Goode earned his degree in industrial engineering.

## VeePiO VENTURE

Goode serves as an advisor for a tech company called VeePiO which functions as the world's first real-time monetization platform for interactive social video. VeePiO allows content creators to make interactive videos that reveal pictures, comments, and the ability to purchase anything a viewer sees - simply by touching or clicking the screen. For more information visit: [Veep.io](http://Veep.io).

## BOUNCING BACK

Goode's football career almost ended before it began after he broke his femur as a freshman in high school. "I remember it to this day," said Goode. "It was on a screen play. The doctors told me I would never be able to play football again because the injury was right on my growth plate." After surgery and months of rehab, Goode beat the odds and returned to the field for the end of his sophomore season. "That year sitting out was very tough for me. I'm just so happy everything worked out."



## 2016 GAME-BY-GAME STATISTICS

Date	Opp	GP/S	Tot	Solo	Sk	Int	PD	FF	FR	Snaps	Pct
Sep 11	Cle	W 1/0	0	0	0.0	0	0	0	0	1	2%
Sep 19	at Chi	W 1/0	0	0	0.0	0	0	0	0	0	0%
Sep 25	Pit	W 1/0	0	0	0.0	0	0	0	0	1	2%
Oct 9	at Det	L 1/0	0	0	0.0	0	0	0	0	0	0%
Oct 16	at Was	L 1/0	0	0	0.0	0	0	0	0	0	0%
Oct 23	Min	W 1/0	0	0	0.0	0	0	0	0	0	0%
Oct 30	at Dal	L 1/0	0	0	0.0	0	0	0	0	0	0%
Nov 6	at NYG	L 1/0	0	0	0.0	0	0	0	0	0	0%
Nov 13	Atl	W 1/0	0	0	0.0	0	0	0	0	0	0%
Nov 20	at Sea	L 1/0	0	0	0.0	0	0	0	0	0	0%
Nov 28	GB	L 1/0	0	0	0.0	0	0	0	0	0	0%
Dec 4	at Cin	L 1/0	0	0	0.0	0	0	0	0	0	0%
Dec 11	Was	L 1/0	0	0	0.0	0	0	0	0	0	0%
Dec 18	at Bal	L 1/0	0	0	0.0	0	0	0	0	0	0%
Dec 22	NYG	W 1/0	0	0	0.0	0	0	0	0	0	0%
Jan 1	Dal	W 1/0	0	0	0.0	0	0	0	0	0	0%
<b>Totals</b>		<b>16/0</b>	<b>0</b>	<b>0</b>	<b>0.0</b>	<b>0</b>	<b>0</b>	<b>0</b>	<b>0</b>	<b>2</b>	<b>0%</b>

## 2014 GAME-BY-GAME STATISTICS

Date	Opp	GP/S	Tot	Solo	Sk	Int	PD	FF	FR	Snaps	Pct
Sep 7	Jax	W 1/0	0	0	0.0	0	0	0	0	0	0%
PLACED ON INJURED RESERVE (PECTORAL) ON 9/9											
<b>Totals</b>		<b>1/0</b>	<b>0</b>	<b>0</b>	<b>0.0</b>	<b>0</b>	<b>0</b>	<b>0</b>	<b>0</b>	<b>0</b>	<b>0%</b>

## 2013 GAME-BY-GAME STATISTICS

Date	Opp	GP/S	Tot	Solo	Sk	Int	PD	FF	FR	Snaps	Pct
Sep 9	at Was	W 1/0	0	0	0.0	0	0	0	0	0	0%
Sep 15	SD	L 1/0	0	0	0.0	0	0	0	0	0	0%
Sep 19	KC	L 1/0	0	0	0.0	0	0	0	0	0	0%
Sep 29	at Den	L 1/0	3	2	0.0	0	0	0	0	9	12%
Oct 6	at NYG	W 1/0	0	0	0.0	0	0	0	0	0	0%
Oct 13	at TB	W 1/0	0	0	0.0	0	0	0	0	0	0%
Oct 20	Dal	L 1/0	0	0	0.0	0	0	0	0	0	0%
Oct 27	NYG	L 1/0	0	0	0.0	0	0	0	1	0	0%
Nov 3	at Oak	W 1/0	3	3	0.0	0	0	0	0	20	21%
Nov 10	at GB	W 1/0	5	1	0.0	0	0	0	0	70	89%
Nov 17	Was	W 1/1	6	5	0.0	0	2	0	0	79	96%
Dec 1	Ari	W 1/0	0	0	0.0	0	0	0	0	0	0%
Dec 8	Det	W 0/0	INACTIVE (HAMSTRING)								
Dec 15	at Min	L 0/0	INACTIVE (HAMSTRING)								
Dec 22	Chi	W 1/0	1	0	0.0	0	0	0	0	12	18%
Dec 29	at Dal	W 1/0	0	0	0.0	0	0	0	0	0	0%
<b>Totals</b>		<b>14/1</b>	<b>18</b>	<b>11</b>	<b>0.0</b>	<b>0</b>	<b>2</b>	<b>0</b>	<b>1</b>	<b>190</b>	<b>16%</b>
PLAYOFFS											
Jan 4	NO	L 1/0	0	0	0.0	0	0	0	0	0	0%
<b>Totals</b>		<b>1/0</b>	<b>0</b>	<b>0</b>	<b>0.0</b>	<b>0</b>	<b>0</b>	<b>0</b>	<b>0</b>	<b>0</b>	<b>0%</b>

## 2015 GAME-BY-GAME STATISTICS

Date	Opp	GP/S	Tot	Solo	Sk	Int	PD	FF	FR	Snaps	Pct
SIGNED TO THE EAGLES 53-MAN ROSTER (9/22)											
Sep 27	at NYJ	W 1/0	1	1	0.0	0	0	0	0	4	5%
Oct 4	at Was	L 1/0	0	0	0.0	0	0	0	0	0	0%
Oct 11	NO	W 1/0	3	3	0.0	0	0	0	0	14	20%
Oct 19	NYG	W 1/0	1	1	0.0	0	1	0	0	8	12%
Oct 25	at Car	L 1/0	0	0	0.0	0	0	0	0	1	2%
Nov 8	at Dal	W 1/0	0	0	0.0	0	0	0	0	0	0%
Nov 15	Mia	L 1/0	0	0	0.0	0	0	0	0	0	0%
Nov 22	TB	L 1/0	0	0	0.0	0	0	0	0	0	0%
Nov 26	at Det	L 1/0	0	0	0.0	0	0	0	0	0	0%
Dec 6	at NE	W 1/0	0	0	0.0	0	0	0	0	0	0%
Dec 13	Buf	W 1/0	0	0	0.0	0	0	0	0	0	0%
Dec 20	Ari	L 1/0	0	0	0.0	0	0	0	0	0	0%
Dec 26	Was	L 1/0	0	0	0.0	0	0	0	0	0	0%
Jan 3	at NYG	W 1/0	0	0	0.0	0	0	0	0	10	12%
<b>Totals</b>		<b>14/0</b>	<b>5</b>	<b>5</b>	<b>0.0</b>	<b>0</b>	<b>1</b>	<b>0</b>	<b>0</b>	<b>37</b>	<b>3%</b>

## COLLEGE HIGHLIGHTS

- Appeared in a West Virginia-record 52 games (25 starts) and totaled 157 tackles, 22.5 TFLs, 8.0 sacks, 2 INTs, 2 FFs and 2 FRs. Served as team captain as a junior and a senior
- Earned first-team All-Big East accolades following his senior season and led the team with 87 tackles and 15 TFLs, while finishing 3rd on the team in sacks with 5.0. Also recorded 1 FF, 1 FR and 2 INTs
- Played in 12 games (11 starts) as a junior and ranked eighth on the team with 47 tackles, including 8.5 tackles for loss
- Saw action in all 13 games (one start) as a sophomore, finishing the season with 11 tackles
- Appeared in 13 games as a redshirt freshman in 2008 and recorded 12 tackles

## TRANSACTIONS

- 2012** Drafted by TB in 5th round (140th overall)  
*Signed 4-year contract*
- 9/1/13** Waived by TB
- 9/2/13** Acquired off waivers by PHI
- 9/9/14** Placed on Injured Reserve (torn pectoral)
- 9/5/15** Waived by PHI
- 9/22/15** Signed by PHI to 1-year contract
- 2/10/16** Re-signed by PHI 1-year contract
- 9/3/16** Released by PHI
- 9/10/16** Re-signed by PHI
- 3/9/17** Signed by PHI to 1-year contract



# LB NAJEE GOODE 52



## 2012 GAME-BY-GAME STATISTICS (TB)

Date	Opp	GP/S	Tot	Solo	Sk	Int	PD	FF	FR	Snaps	Pct
Sep 9	Car	W	0/0	INACTIVE							
Sep 16	at NYG	L	0/0	INACTIVE							
Sep 23	at Dal	L	1/0	0	0	0.0	0	0	0	0	0%
Sep 30	Was	L	0/0	INACTIVE							
Oct 14	KC	W	0/0	INACTIVE							
Oct 21	NO	L	0/0	INACTIVE							
Oct 25	at Min	W	0/0	INACTIVE							
Nov 4	at Oak	W	0/0	INACTIVE							
Nov 11	SD	W	0/0	INACTIVE							
Nov 18	at Car	W	0/0	INACTIVE							
Nov 25	Atl	L	0/0	INACTIVE							
Dec 2	at Den	L	0/0	INACTIVE							
Dec 9	Phi	L	0/0	INACTIVE							
Dec 16	at NO	L	0/0	INACTIVE							
Dec 23	StL	L	1/0	0	0	0.0	0	0	0	0	0%
Dec 30	at Atl	W	1/0	0	0	0.0	0	0	0	3	5%
<b>Totals</b>			<b>3/0</b>	<b>0</b>	<b>0</b>	<b>0.0</b>	<b>0</b>	<b>0</b>	<b>0</b>	<b>3</b>	<b>0%</b>

## CAREER HIGHS

<b>Total Tackles</b>	6	11/17/13 vs. Was.
<b>Solo Tackles</b>	5	11/17/13 vs. Was.

## TOUCHDOWNS

Date	Opponent	TDs
12/6/15	at New England Patriots (W, 35-28)	Blocked Punt
10/27/13	vs. New York Giants (L, 7-15)	Fumble Recovery



# DE BRANDON GRAHAM 55



**6-2 | 265** **8th Year**  
**BORN: April 3, 1988 (Age 29)**

**AP**  
**2016**

**Detroit, Michigan**

**Crockett Vocational Technical**



**Michigan**

**D1-10 (13th overall)**  
**by Philadelphia**

## 2016 DISRUPTIONS

**COMBINED SACKS, HURRIES & QB KNOCKDOWNS**



**BRANDON GRAHAM**  
**78.0**



**AARON DONALD**  
**76.5**



**GENO ATKINS**  
**76.0**

## THREE STEP DROP

**Bucket list: Drive a NASCAR car**

**First jersey: Dave Bing, Detroit Pistons**

**First job: Working the grill at McDonald's**

**Favorite Halloween costume: Batman, when he was 10 years old**

**Favorite movie: Equalizer**

**Favorite book: *New Money: Staying Rich* by Phillip Buchanon**

**Favorite quote: "Those who stay, will be champions." - Bo Schembechler**



Originally selected by Philadelphia with the 13th-overall pick in the 2010 NFL Draft, **Brandon Graham** is the longest-tenured member of the Eagles defense. In 2016, Graham was named second-team All-Pro by the *Associated Press* and was voted a first alternate to the Pro Bowl after leading the league with 78 combined sacks, hurries and QB knockdowns (according to *Stats LLC*).

## FORCED FUMBLES

**NFL PLAYERS SINCE 2014**

Cameron Wake (Mia.)	12
Jamie Collins (Cle.)	11
Lavonte David (TB)	10
Chandler Jones (Ari.)	10
Robert Quinn (LAR)	10
<b>Brandon Graham (Phi.)</b>	<b>9</b>
Melvin Ingram (LAC)	9
Ryan Kerrigan (Was.)	9

Graham has registered multiple FFs in three straight seasons, including a career-high 4 FFs in 2014.

## CAREER HIGHLIGHTS

- Is tied for the 6th-most FFs (9) in the NFL since 2014, trailing only **Cameron Wake** (12), **Jamie Collins** (11), **Lavonte David** (10), **Chandler Jones** (10) and **Robert Quinn** (10)

### 2016 - PHILADELPHIA EAGLES (16/16)

- Named **second-team All-Pro** by the *Associated Press* and voted a first alternate to the Pro Bowl after leading the NFL with 78 combined sacks, hurries and QB knockdowns (according to *Stats LLC*)
- Started all 16 games for the first time in his career and led the Eagles defense with career highs in TFL (14) and hurries (30). Also tied for the team lead in FFs (2) and ranked 2nd in sacks (5.5)

# DE BRANDON GRAHAM 55



## GRAHAM'S CAREER STATISTICS

Year	Team	GP/S	TACKLES					PASS DEFENSE						FUMBLES			DEF SNAPS		ST
			Total	Solo	Asst	TFL	Sacks	Int	Yds	Lg	TD	PD	Hur	FF	FR	Yds	No	Pct	
2010	Philadelphia	13/6	19	12	7	1.0	3.0	0	0	--	0	0	13	2	0	0	N/A	N/A	0
2011	Philadelphia	3/0	4	2	2	1.0	0.0	0	0	--	0	0	1	0	0	0	N/A	N/A	0
2012	Philadelphia	16/6	50	34	16	7.0	5.5	0	0	--	0	1	27	2	1	0	420	40%	0
2013	Philadelphia	16/0	21	14	7	2.0	3.0	0	0	--	0	0	7	1	0	0	323	27%	7
2014	Philadelphia	16/1	43	29	14	13.5	5.5	0	0	--	0	0	18	4	0	0	499	43%	8
2015	Philadelphia	16/10	63	44	19	12.5	6.5	0	0	--	0	1	7	3	0	0	858	71%	0
2016	Philadelphia	16/16	64	50	14	14.0	5.5	0	0	--	0	1	30	2	1	4	764	75%	0
<b>Totals</b>		<b>96/39</b>	<b>264</b>	<b>185</b>	<b>79</b>	<b>51.0</b>	<b>29.0</b>	<b>0</b>	<b>0</b>	<b>--</b>	<b>0</b>	<b>3</b>	<b>103</b>	<b>14</b>	<b>2</b>	<b>4</b>	<b>---</b>	<b>---</b>	<b>15</b>

## PLAYOFFS

2010	Philadelphia	0/0	PLACED ON INJURED RESERVE (ACL) ON 12/14/10																
2013	Philadelphia	1/0	2	1	1	0.0	1.0	0	0	--	0	0	1	0	0	0	22	31%	1
<b>Totals</b>		<b>1/0</b>	<b>2</b>	<b>1</b>	<b>1</b>	<b>0.0</b>	<b>1.0</b>	<b>0</b>	<b>0</b>	<b>--</b>	<b>0</b>	<b>0</b>	<b>1</b>	<b>0</b>	<b>0</b>	<b>0</b>	<b>---</b>	<b>---</b>	<b>1</b>

## CAREER HIGHLIGHTS (Continued)

- Was a disruptive force throughout a 21-10 win vs. Min. (10/23/16), recording 3 tackles (2 solo), a career-high 6 hurries and a strip-sack of Vikings QB **Sam Bradford**
- Registered a sack in three consecutive games to open the 2016 season (Browns QB **Robert Griffin III** on 9/11/16; Bears QB **Jay Cutler** on 9/19/16; Steelers QB **Ben Roethlisberger** on 9/25/16). Became the first Eagle to record a sack in each of the first three games of a season since **Jason Babin**, **Trent Cole** and **Cullen Jenkins** in 2011

### 2015 - PHILADELPHIA EAGLES (16/10)

- Finished the 2015 season tied for the team lead with 3 FFs and ranked 3rd with a career-high 6.5 sacks. Also set a career high with 63 tackles (44 solo)
- Posted his sixth-career multi-sack game after taking down Patriots QB **Tom Brady** twice at NE (12/6/15)



## BIGGEST INFLUENCE

Graham names his mother, Tasha Graham, as being the most influential person in his life. A cancer survivor, Tasha was diagnosed with leukemia at a young age. She spent most of her life working at a Chrysler auto plant to support Brandon and his three sisters.

Recalled Tasha, "The doctors told me I would never be able to have kids, so I cherish them because of that. When I was working at Chrysler, working hard, trying to make ends meet, it was for them and Brandon saw that."

## THE SELECT 100

Graham organized a co-ed, high school football camp in Michigan called the Select 100 that takes 10 students (five boys and five girls) from each of Detroit's 20 public schools. The inaugural camp took place in summer 2015 and helps promote teamwork, confidence through sports and self esteem.

## FUTURE PLANS

Graham is currently nine credits shy of obtaining a degree in sports management and plans to finish following his football career. He has also taken an interest in sports broadcasting and would like to attend the NFL's Broadcast Boot Camp.

## HIGH SCHOOL STANDOUT

Graham was a four-year starter at Crockett Vocational Technical (Detroit, MI) and earned Parade, EA Sports and USA Today first-team All-America honors as a senior. That year, he was also named the Michigan Gatorade Player of the Year.

Graham recorded 307 tackles, including 112 TFL, 56 sacks, 16 FRs, 6 FFs and 2 INTs during his high school career. Additionally, Graham averaged more than 40 yards per attempt as a punter.

Outside of football, Graham lettered in basketball and track and field. Graham regularly donates uniforms and equipment to his high school alma mater.





Eagles Defensive Coordinator Jim Schwartz on Brandon Graham's value to the team

“

**He's always been a good rusher. He's compact; he's strong; he plays with great effort. He's a tough guy and he's one of our tempo setters up front and for our whole team.**

”

## 2016 GAME-BY-GAME STATISTICS

Date	Opp	GP/S	Tot	Solo	Sk	Hur	PD	FF	FR	Snaps	Pct	
Sep 11	Cle	W	1/1	3	2	1.0	2	0	1	0	36	69%
Sep 19	at Chi	W	1/1	4	4	1.0	1	0	0	0	37	71%
Sep 25	Pit	W	1/1	4	2	1.0	2	0	0	1	42	70%
Oct 9	at Det	L	1/1	6	5	0.0	1	0	0	0	53	87%
Oct 16	at Was	L	1/1	3	2	0.0	3	0	0	0	57	77%
Oct 23	Min	W	1/1	3	2	1.0	6	0	1	0	57	75%
Oct 30	at Dal	L	1/1	6	4	0.0	5	1	0	0	64	82%
Nov 6	at NYG	L	1/1	1	1	0.0	1	0	0	0	52	81%
Nov 13	Atl	W	1/1	3	3	1.0	1	0	0	0	38	76%
Nov 20	at Sea	L	1/1	2	1	0.0	1	0	0	0	48	72%
Nov 28	GB	L	1/1	6	5	0.0	1	0	0	0	54	76%
Dec 4	at Cin	L	1/1	9	9	0.0	1	0	0	0	49	77%
Dec 11	Was	L	1/1	2	2	0.0	0	0	0	0	33	79%
Dec 18	at Bal	L	1/1	6	3	0.5	1	0	0	0	43	74%
Dec 22	NYG	W	1/1	4	3	0.0	3	0	0	0	63	71%
Jan 1	Dal	W	1/1	2	2	0.0	1	0	0	0	38	68%
<b>Totals</b>			<b>16/16</b>	<b>64</b>	<b>50</b>	<b>5.5</b>	<b>30</b>	<b>1</b>	<b>2</b>	<b>1</b>	<b>764</b>	<b>75%</b>

## 2015 GAME-BY-GAME STATISTICS

Date	Opp	GP/S	Tot	Solo	Sk	Hur	PD	FF	FR	Snaps	Pct	
Sep 14	at Atl	L	1/1	3	3	0.0	0	0	0	0	53	69%
Sep 20	Dal	L	1/1	3	2	0.0	1	0	0	0	67	79%
Sep 27	at NYJ	W	1/0	4	2	0.0	0	0	0	0	49	62%
Oct 4	at Was	L	1/1	7	7	1.0	1	0	0	0	56	67%
Oct 11	NO	W	1/0	0	0	0.0	0	0	1	0	44	64%
Oct 19	NYG	W	1/1	3	2	1.0	1	0	0	0	45	66%
Oct 25	at Car	L	1/1	5	3	0.0	0	0	0	0	39	64%
Nov 8	at Dal	W	1/1	9	5	2.0	0	0	0	0	61	78%
Nov 15	Mia	L	1/1	3	1	0.5	0	0	2	0	51	76%
Nov 22	TB	L	1/1	4	3	0.0	1	0	0	0	56	72%
Nov 26	at Det	L	1/0	5	4	0.0	0	0	0	0	47	65%
Dec 6	at NE	W	1/1	4	4	2.0	2	0	0	0	67	75%
Dec 13	Buf	W	1/1	4	1	0.0	1	1	0	0	63	85%
Dec 20	Ari	L	1/0	3	3	0.0	0	0	0	0	56	74%
Dec 26	Was	L	1/0	2	1	0.0	0	0	0	0	58	77%
Jan 3	at NYG	W	1/0	4	3	0.0	0	0	0	0	46	55%
<b>Totals</b>			<b>16/10</b>	<b>63</b>	<b>44</b>	<b>6.5</b>	<b>7</b>	<b>1</b>	<b>3</b>	<b>0</b>	<b>858</b>	<b>71%</b>

## CAREER HIGHLIGHTS (Continued)

- Recorded 2 sacks against Cowboys QB **Matt Cassel** at Dal. (11/8/15), jarring the ball loose on both takedowns
- His career-high 2 FFs at Dal. (11/8/15) made him just the fifth Eagle since 1994 to post 2 sacks and 2 FFs in the same game, joining **Fletcher Cox** (10/11/15 vs. NO), **Jevon Kearse** (11/20/05 at NYG), **Bobby Taylor** (9/15/97 at Dal.) and **William Fuller** (10/29/95 vs. StL)

## 2014 - PHILADELPHIA EAGLES (16/1)

- Ranked 3rd in the NFL with a career-high 4 FFs, trailing only **Ryan Kerrigan** (5) and **Robert Quinn** (5). Also produced the 2nd-most TFL (13.5) on the team
- Tallied 1.5 sacks vs. Car. (11/10/14), including a strip-sack of Panthers QB **Cam Newton**

## 2013 - PHILADELPHIA EAGLES (16/0, Playoffs: 1/0)

- Sacked Saints QB **Drew Brees** in his first career playoff game in the NFC Wild Card game vs. NO (1/4/14)

## LEADING BY EXAMPLE

Rod Oden, who was an assistant coach at Crockett Vocational Technical (Detroit, MI) while Graham was in high school, is now the head coach there and fondly reflects on Graham's work ethic and the impact he has made on the program.

"He was an absolute leader," said Oden. "The entire school would follow Brandon. He's a leader in demonstration. We say, 'Leadership is demonstrated, it's not announced.' He walks in a room and his presence commands respect. People see him put in the extra hours. They see him run the extra sprints, lift the extra weights, and they follow. Now we have kids who want to be the next Brandon. They're still following."

## BIRDSEED

Graham is the son of Tasha Graham and Derrick Walton and has three younger sisters: Brittany, Mikayla and Brianna. Graham married Carlyne Williams during the 2014 offseason and resides in Philadelphia. The couple gave birth to their first child, daughter Emerson, in the winter of 2016. They also have a cocker spaniel named Midnight.

Graham began playing football as a linebacker, center and running back for the Detroit Giants when he was 7 years old. His greatest love besides football growing up was doing flips in gymnastics. "I started doing it when I was young and I just got better and better. It's really fun. I can do about 10 in a row now."



## 2014 GAME-BY-GAME STATISTICS

Date	Opp	GP/S	Tot	Solo	Sk	Hur	PD	FF	FR	Snaps	Pct	
Sep 7	Jax	W	1/0	3	3	0.0	0	0	0	25	34%	
Sep 15	at Ind	W	1/0	1	0	0.0	1	0	0	23	32%	
Sep 21	Was	W	1/0	4	3	0.0	0	1	0	27	35%	
Sep 28	at SF	L	1/0	2	1	1.0	0	0	0	28	34%	
Oct 5	StL	W	1/0	3	2	0.0	4	0	1	26	35%	
Oct 12	NYG	W	1/0	3	3	1.0	1	0	1	33	52%	
Oct 26	at Ari	L	1/0	2	1	0.0	3	0	0	28	40%	
Nov 2	at Hou	W	1/0	2	1	1.0	4	0	0	20	33%	
Nov 10	Car	W	1/0	4	2	1.5	0	0	1	40	49%	
Nov 16	at GB	L	1/0	2	1	0.0	0	0	0	28	41%	
Nov 23	Ten	W	1/0	1	1	0.0	0	0	0	28	41%	
Nov 27	at Dal	W	1/0	3	3	1.0	0	0	0	24	39%	
Dec 7	Sea	L	1/0	1	0	0.0	0	0	0	31	36%	
Dec 14	Dal	L	1/0	3	2	0.0	1	0	0	41	50%	
Dec 20	at Was	L	1/1	6	3	0.0	4	0	0	57	100%	
Dec 28	at NYG	W	1/0	3	3	0.0	0	0	0	40	50%	
<b>Totals</b>			<b>16/1</b>	<b>43</b>	<b>29</b>	<b>5.5</b>	<b>18</b>	<b>0</b>	<b>4</b>	<b>0</b>	<b>499</b>	<b>43%</b>

## CAREER HIGHLIGHTS (Continued)

- In just 13 defensive snaps, notched 2 sacks of Cardinals QB **Carson Palmer** vs. Ari. (12/1/13)

### 2012 - PHILADELPHIA EAGLES (16/6)

- Tied with **Jason Babin** and **Fletcher Cox** for the team lead with 5.5 sacks. Posted 4 sacks in the final six games of the season after being named the starter at left defensive end
- Collared a career-high and Eagles season-high 2.5 sacks of QB **Andy Dalton** vs. Cin. (12/13/12), including a strip-sack in the second quarter. Also tallied a career-best 10 tackles (7 solo) and added 3 hurries
- Recorded the first multi-sack game of his career at Dal. (12/2/12), producing 1.5 sacks of Cowboys QB **Tony Romo**

### 2010 - PHILADELPHIA EAGLES (13/6)

- Joined S **Nate Allen** as the first pair of defensive rookies to start on opening day for the Eagles since S **Wes Hopkins** and LB **Jody Schultz** in 1983
- Recorded the 1st sack of his career in his hometown at Det. (9/19/10), bringing down Lions QB **Shaun Hill**

## COLLEGE HIGHLIGHTS

- Played in 46 games (28 starts) at Michigan, recording 138 tackles (85 solo), 29.5 sacks, 56 TFL, 8 FFs and 3 FRs. Finished his college career ranked 2nd in school history in sacks (29.5), FFs (8) and TFL (56)
- Also blocked 2 punts and returned a teammate's blocked punt 2 yards for a TD vs. Delaware State (10/17/09). Marks the last time he reached the end zone
- Selected as Michigan's Bo Schembechler MVP twice (2008-09) in his career, becoming the first defensive player in school history to accomplish the feat

## 2013 GAME-BY-GAME STATISTICS

Date	Opp	GP/S	Tot	Solo	Sk	Hur	PD	FF	FR	Snaps	Pct	
Sep 9	at Was	W	1/0	0	0	0.0	0	0	0	16	21%	
Sep 15	SD	L	1/0	0	0	0.0	0	0	0	16	19%	
Sep 19	KC	L	1/0	3	2	1.0	1	0	0	17	20%	
Sep 29	at Den	L	1/0	1	1	0.0	0	0	0	20	27%	
Oct 6	at NYG	W	1/0	0	0	0.0	1	0	0	22	30%	
Oct 13	at TB	W	1/0	0	0	0.0	0	0	0	23	32%	
Oct 20	Dal	L	1/0	3	3	0.0	1	0	0	18	55%	
Oct 27	NYG	L	1/0	1	1	0.0	0	0	0	18	24%	
Nov 3	at Oak	W	1/0	0	0	0.0	0	0	0	28	29%	
Nov 10	at GB	W	1/0	2	1	0.0	0	0	0	17	22%	
Nov 17	Was	W	1/0	2	2	0.0	1	0	0	28	34%	
Dec 1	Ari	W	1/0	3	3	2.0	0	0	0	13	18%	
Dec 8	Det	W	1/0	2	0	0.0	0	1	0	21	36%	
Dec 15	at Min	L	1/0	1	0	0.0	0	0	0	20	27%	
Dec 22	Chi	W	1/0	1	0	0.0	1	0	0	27	42%	
Dec 29	at Dal	W	1/0	2	1	0.0	2	0	0	19	29%	
<b>Totals</b>			<b>16/0</b>	<b>21</b>	<b>14</b>	<b>3.0</b>	<b>7</b>	<b>0</b>	<b>1</b>	<b>0</b>	<b>323</b>	<b>27%</b>

## PLAYOFFS

Jan 4	NO	L	1/0	2	1	1.0	1	0	0	22	31%
<b>Totals</b>			<b>1/0</b>	<b>2</b>	<b>1</b>	<b>1.0</b>	<b>1</b>	<b>0</b>	<b>0</b>	<b>22</b>	<b>31%</b>



## CAREER HIGHS

<b>Total Tackles</b>	10	12/13/12 vs. Cin.
<b>Solo Tackles</b>	9	12/4/16 at Cin.
<b>Sacks</b>	2.5	12/13/12 vs. Cin.
<b>Hurries</b>	6	10/23/16 vs. Min.
<b>PDs</b>	1	3x, last: 10/30/16 at Dal.
<b>FFs</b>	2	11/8/15 at Dal.
<b>FRs</b>	1	2x, last: 9/25/16 vs. Pit.

## MULTI-SACK GAMES (6)

Date	Opponent	Sacks
12/13/12	vs. Cincinnati Bengals (L, 13-34)	2.5
12/6/15	at New England Patriots (W, 35-28)	2.0
11/8/15	at Dallas Cowboys (W, 33-27)	2.0
12/1/13	vs. Arizona Cardinals (W, 24-21)	2.0
11/10/14	vs. Carolina Panthers (W, 45-21)	1.5
12/2/12	at Dallas Cowboys (L, 33-38)	1.5

# DE BRANDON GRAHAM 55



## 2012 GAME-BY-GAME STATISTICS

Date	Opp	GP/S	Tot	Solo	Sk	Hur	PD	FF	FR	Snaps	Pct	
Sep 9	at Cle	W	1/0	0	0	0.0	1	0	0	4	7%	
Sep 16	Bal	W	1/0	1	1	0.0	4	0	0	9	13%	
Sep 23	at Ari	L	1/0	5	3	0.5	0	0	0	17	27%	
Sep 30	NYG	W	1/0	1	1	0.0	0	0	0	10	15%	
Oct 7	at Pit	L	1/0	1	0	0.0	5	0	0	18	25%	
Oct 14	Det	L	1/0	1	1	0.0	3	0	0	18	23%	
Oct 28	Atl	L	1/0	6	5	0.0	2	0	0	31	41%	
Nov 5	at NO	L	1/0	3	2	1.0	0	0	1	21	38%	
Nov 11	Dal	L	1/0	1	0	0.0	1	0	0	22	41%	
Nov 18	at Was	L	1/0	0	0	0.0	1	0	0	22	42%	
Nov 26	Car	L	1/1	4	2	0.0	1	0	0	30	44%	
Dec 2	at Dal	L	1/1	8	5	1.5	4	0	0	31	48%	
Dec 9	at TB	W	1/1	2	2	0.0	0	0	0	47	65%	
Dec 13	Cin	L	1/1	10	7	2.5	3	0	1	52	67%	
Dec 23	Was	L	1/1	5	3	0.0	1	1	0	39	74%	
Dec 30	at NYG	L	1/1	2	2	0.0	1	0	0	49	78%	
<b>Totals</b>			<b>16/6</b>	<b>50</b>	<b>34</b>	<b>5.5</b>	<b>27</b>	<b>1</b>	<b>2</b>	<b>1</b>	<b>420</b>	<b>40%</b>

## COLLEGE HIGHLIGHTS (Continued)

- The previous two-time MVPs were RB **Mike Hart** (2006-07), WR **Anthony Carter** (1980, 1982), RB **Ron Johnson** (1968-69), RB **Tom Harmon** (1939-40) and G **Ralph Heikkinen** (1937-38)
- Was a second-team All-America selection and first-team All-Big Ten Conference pick as a senior in 2009. Also finished as a finalist for the Ted Hendricks Award, which is given annually to the nation's top college defensive end. Recorded a career-best 64 tackles (42 solo) and team-high 10.5 sacks, while leading the NCAA with 26 TFL (2nd-best single-season total in Michigan history)
- Earned second-team all-conference honors as a junior in 2008 after notching 46 tackles (29 solo), 20 TFL (ranked 2nd in the nation) and 10 sacks (ranked 2nd in the conference)

## TRANSACTIONS

- 2010** Drafted by PHI in 1st round (13th overall)  
Signed 5-year contract
- 12/14/10** Placed on Injured Reserve (knee)
- 9/3/11** Placed on Reserve/PUP List (knee)
- 11/5/11** Activated from Reserve/PUP List (knee)
- 3/9/15** Re-signed by PHI to 4-year contract

## 2011 GAME-BY-GAME STATISTICS

Date	Opp	GP/S	Tot	Solo	Sk	Hur	PD	FF	FR	Snaps	Pct	
ACTIVATED FROM RESERVE/PUP LIST (KNEE) ON 11/5/11												
Nov 7	Chi	L	1/0	3	1	0.0	0	0	0	N/A	N/A	
Nov 13	Ari	L	1/0	0	0	0.0	0	0	0	N/A	N/A	
Nov 20	at NYG	W	0/0	INACTIVE (RIBS/KNEE)								
Nov 27	NE	L	0/0	INACTIVE								
Dec 1	at Sea	L	0/0	DID NOT PLAY								
Dec 11	at Mia	W	0/0	INACTIVE								
Dec 18	NYJ	W	1/0	1	1	0.0	1	0	0	N/A	N/A	
Dec 24	at Dal	W	0/0	INACTIVE								
Jan 1	Was	W	0/0	DID NOT PLAY								
<b>Totals</b>			<b>3/0</b>	<b>4</b>	<b>2</b>	<b>0.0</b>	<b>1</b>	<b>0</b>	<b>0</b>	<b>0</b>	<b>N/A</b>	<b>N/A</b>

## 2010 GAME-BY-GAME STATISTICS

Date	Opp	GP/S	Tot	Solo	Sk	Hur	PD	FF	FR	Snaps	Pct	
Sep 12	GB	L	1/1	1	1	0.0	2	0	0	N/A	N/A	
Sep 19	at Det	W	1/1	2	1	1.0	1	0	0	N/A	N/A	
Sep 26	at Jax	W	1/1	3	1	0.0	1	0	0	N/A	N/A	
Oct 3	Was	W	1/1	3	3	0.0	2	0	0	N/A	N/A	
Oct 10	at SF	L	1/0	3	2	1.0	2	0	1	N/A	N/A	
Oct 17	Atl	W	1/0	1	1	0.0	0	0	0	N/A	N/A	
Oct 24	at Ten	L	1/0	0	0	0.0	0	0	0	N/A	N/A	
Nov 7	Ind	W	1/0	0	0	0.0	2	0	0	N/A	N/A	
Nov 15	at Was	W	1/0	0	0	0.0	1	0	0	N/A	N/A	
Nov 21	NYG	W	1/0	2	1	0.0	0	0	1	N/A	N/A	
Nov 28	at Chi	L	1/1	2	2	1.0	1	0	0	N/A	N/A	
Dec 2	Hou	W	1/1	1	0	0.0	0	0	0	N/A	N/A	
Dec 12	at Dal	W	1/0	1	0	0.0	1	0	0	N/A	N/A	
PLACED ON INJURED RESERVE (KNEE) ON 12/14/10												
<b>Totals</b>			<b>13/6</b>	<b>19</b>	<b>12</b>	<b>3.0</b>	<b>13</b>	<b>0</b>	<b>2</b>	<b>0</b>	<b>N/A</b>	<b>N/A</b>



# S COREY GRAHAM 24



**6-0 | 196** 11th Year  
**BORN: July 25, 1985 (Age 32)**



**Buffalo,  
New York**

☆ **Turner Carroll  
High School**



**New Hampshire**  
 D5-07 (168th overall)  
 by Chicago  
 Acquired: FA 2017

## MOST CONSECUTIVE GAMES PLAYED

ACTIVE NFL DEFENSIVE BACKS



**WILLIAM  
GAY**  
160



**COREY  
GRAHAM**  
157



**BRANDON  
CARR**  
144



**GLOVER  
QUIN**  
116



**PATRICK  
PETERSON**  
96



A member of the Baltimore's Super Bowl XLVII-winning team, **Corey Graham** agreed to terms on a one-year contract with the Eagles on August 3, 2017. Graham has totaled 519 tackles (385 solo), 59 PDs, 15 INTs, 15.0 TFL, 5 FRs, 4 FFs and 3.0 sacks in 157 career games (64 starts) with the Bears (2007-11), Ravens (2012-13) and Bills (2014-16). Graham has played in 157 consecutive contests, which is the 2nd-longest active streak among NFL defensive backs, trailing only **William Gay** (160).

## TOTAL TACKLES

BUFFALO BILLS IN 2016

Zach Brown	149
Preston Brown	135
<b>Corey Graham</b>	<b>82</b>
Ronald Darby	69

## PASSES DEFENSED

BUFFALO BILLS IN 2016

Stephon Gilmore	12
Ronald Darby	11
<b>Corey Graham</b>	<b>9</b>
N. Robey-Coleman	7

## CAREER HIGHLIGHTS

- A member of Baltimore's Super Bowl XLVII-winning team that defeated San Francisco, 34-31, in New Orleans on 2/3/13. Totaled 32 tackles (20 solo), 7 PDs and 2 INTs (including a 39-yard TD in the AFC Divisional Round on 1/12/13 at Den.) during the Ravens' playoff run
- Has played in 157 consecutive regular-season games (163 including playoffs), which is the 2nd-longest active streak among NFL defensive backs, trailing only **William Gay** (160)

### 2016 - BUFFALO BILLS (16/16)

- Started all 16 games at safety and ranked 3rd on the Bills defense in tackles (82) and passes defended (9)

# S COREY GRAHAM 24



## GRAHAM'S CAREER STATISTICS

Year	Team	GP/S	TACKLES					PASS DEFENSE						FUMBLES			DEF SNAPS		ST	
			Total	Solo	Asst	TFL	Sacks	Int	Yds	Lg	TD	PD	Hur	FF	FR	Yds	No	Pct		No
2007	Chicago	13/0	0	0	0	0.0	0.0	0	0	0	0	0	0	0	0	0	0	N/A	N/A	20
2008	Chicago	16/9	93	73	20	3.0	0.0	1	6	6	0	6	0	1	1	0	N/A	N/A	14	
2009	Chicago	16/1	18	14	4	0.0	0.0	0	0	0	0	4	1	0	0	0	N/A	N/A	23	
2010	Chicago	16/0	0	0	0	0.0	0.0	0	0	0	0	0	0	0	0	0	N/A	N/A	25	
2011	Chicago	16/0	5	4	1	0.0	0.0	3	11	10	0	3	1	1	0	0	N/A	N/A	22	
2012	Baltimore	16/8	54	36	18	1.0	0.0	2	20	20	0	8	0	1	0	0	574	50%	6	
2013	Baltimore	16/5	68	51	17	5.0	1.0	4	28	28	0	12	2	1	0	0	687	64%	5	
2014	Buffalo	16/9	77	59	18	0.0	0.0	2	75	45	0	16	0	0	1	0	778	72%	6	
2015	Buffalo	16/16	122	91	31	4.0	1.0	2	60	44t	1	4	8	0	2	29	980	90%	5	
2016	Buffalo	16/16	82	57	25	2.0	1.0	1	0	0	0	6	1	0	1	0	1052	98%	5	
<b>Totals</b>		<b>157/64</b>	<b>519</b>	<b>385</b>	<b>134</b>	<b>15.0</b>	<b>3.0</b>	<b>15</b>	<b>200</b>	<b>45</b>	<b>1</b>	<b>59</b>	<b>13</b>	<b>4</b>	<b>5</b>	<b>29</b>	<b>---</b>	<b>---</b>	<b>131</b>	

## PLAYOFFS

2010	Chicago	2/0	0	0	0	0.0	0.0	0	0	--	0	0	0	0	0	0	N/A	N/A	2
2012	Baltimore	4/4	32	20	12	0.0	0.5	2	39	39t	1	7	2	0	0	0	328	99%	0
<b>Totals</b>		<b>6/4</b>	<b>32</b>	<b>20</b>	<b>12</b>	<b>0.0</b>	<b>0.5</b>	<b>2</b>	<b>39</b>	<b>39t</b>	<b>1</b>	<b>7</b>	<b>2</b>	<b>0</b>	<b>0</b>	<b>0</b>	<b>---</b>	<b>---</b>	<b>2</b>

## ADDITIONAL CAREER STATISTICS

**Kick Returns:** 1 for 7 yards on 12/23/12 vs. NYG **Special Teams Fumble Recoveries:** 1 - (12/20/15 at Was.)



## CAREER HIGHS

<b>Total Tackles</b>	13	2x, last: 10/4/15 vs. NYG
<b>Solo Tackles</b>	12	11/30/08 at Min.
<b>Sacks</b>	1.0	3x, last: 9/25/16 vs. Ari.
<b>INTs</b>	2	2x, last: 11/24/13 vs. NYJ
<b>PDs</b>	3	6x, last: 9/25/16 vs. Ari.
<b>FFs</b>	1	4x, last: 9/29/13 at Buf.
<b>FRs</b>	1	5x, last: 10/9/16 at LAR

## TOUCHDOWNS

Date	Opponent	TDs
10/25/15	at Jacksonville Jaguars (L, 31-34)	44-yard INT
1/12/13	at Denver Broncos (AFC Div.) (W, 38-35)	39-yard INT

## CAREER HIGHLIGHTS (Continued)

### 2015 - BUFFALO BILLS (16/16)

- Started all 16 games at safety and registered career highs in tackles (team-high 122), hurries (8) and fumble recoveries (2). Posted multiple INTs for the fifth consecutive season
- Scored on a 44-yard INT-TD at Jax. (London) (10/25/15)
- Produced a game-high 10 tackles (8 solo), including 1.0 TFL, and added 2 special teams stops at Ten. (10/11/15). Became the first Bills defensive back to record 10+ tackles in three straight contests since **George Wilson** in 2011
- Set a career-high with 13 tackles (8 solo) vs. NYG (10/4/15)

### 2014 - BUFFALO BILLS (16/9)

- Played in all 16 games (nine starts) and recorded a career-high 16 PDs, marking his second consecutive season with double-digit passes defended
- Made his first career start at safety vs. NE (10/12/14)
- Started at cornerback in his Buffalo debut at Chi. (9/7/14). Picked off Jay Cutler in the second quarter and returned it for a career-long 43 yards

### 2013 - BALTIMORE RAVENS (16/5)

- Appeared in all 16 contests (five starts) and led the Ravens with a career-high 4 INTs
- Registered a career-high-tying 2 INTs in a 19-3 victory vs. NYJ (11/24/13)

## BIRDSEED

Graham and his wife, Alison, have a son, Chance. Graham attended Turner Carroll (Buffalo, NY) High School. He grew up rooting for the Buffalo Bills and idolized Steve Tasker and Thurman Thomas.



# S COREY GRAHAM 24



2016 GAME-BY-GAME STATISTICS (BUF)												
Date	Opp	GP/S	Tot	Solo	Sk	Int	PD	FF	FR	Snaps	Pct	
Sep 11	at Bal	L	1/1	1	1	0.0	0	0	0	68	100%	
Sep 15	NYJ	L	1/1	4	3	0.0	0	0	0	74	100%	
Sep 25	Ari	W	1/1	4	4	1.0	1	3	0	82	100%	
Oct 2	at NE	W	1/1	2	1	0.0	0	0	0	56	100%	
Oct 9	at LAR	W	1/1	4	4	0.0	0	0	0	66	100%	
Oct 16	at SF	W	1/1	8	5	0.0	0	0	0	51	84%	
Oct 23	at Mia	L	1/1	8	7	0.0	0	0	0	72	99%	
Oct 30	NE	L	1/1	1	1	0.0	0	0	0	68	100%	
Nov 7	at Sea	L	1/1	6	3	0.0	0	0	0	47	100%	
Nov 20	at Cin	W	1/1	6	4	0.0	0	1	0	73	100%	
Nov 27	Jax	W	1/1	6	4	0.0	0	0	0	68	100%	
Dec 4	at Oak	L	1/1	11	6	0.0	0	1	0	71	100%	
Dec 11	Pit	L	1/1	8	4	0.0	0	1	0	72	96%	
Dec 18	Cle	W	1/1	3	3	0.0	0	0	0	58	100%	
Dec 24	Mia	L	1/1	7	5	0.0	0	0	0	68	99%	
Jan 1	at NYJ	L	1/1	5	4	0.0	0	0	0	58	94%	
<b>Totals</b>			<b>16/16</b>	<b>82</b>	<b>57</b>	<b>1.0</b>	<b>1</b>	<b>6</b>	<b>0</b>	<b>1</b>	<b>1052</b>	<b>98%</b>

2015 GAME-BY-GAME STATISTICS (BUF)												
Date	Opp	GP/S	Tot	Solo	Sk	Int	PD	FF	FR	Snaps	Pct	
Sep 13	Ind	W	1/1	1	1	0.0	0	0	0	1	1%	
Sep 20	NE	L	1/1	9	6	0.0	0	0	0	83	97%	
Sep 27	at Mia	W	1/1	12	10	0.0	0	0	0	76	100%	
Oct 4	NYG	L	1/1	13	8	1.0	0	0	0	69	97%	
Oct 11	at Ten	W	1/1	10	8	0.0	0	0	0	67	97%	
Oct 18	Cin	L	1/1	7	4	0.0	0	0	0	60	98%	
Oct 25	at Jax	L	1/1	9	8	0.0	1	1	0	60	90%	
Nov 8	Mia	W	1/1	8	8	0.0	0	0	0	68	99%	
Nov 12	at NYJ	W	1/1	5	3	0.0	1	1	0	59	100%	
Nov 23	at NE	L	1/1	7	3	0.0	0	0	0	67	100%	
Nov 29	at KC	L	1/1	5	4	0.0	0	0	0	61	98%	
Dec 6	Hou	W	1/1	3	2	0.0	0	1	0	76	100%	
Dec 13	at Phi	L	1/1	9	8	0.0	0	0	0	74	96%	
Dec 20	at Was	L	1/1	8	5	0.0	0	0	0	56	98%	
Dec 27	Dal	W	1/1	11	8	0.0	0	0	0	54	92%	
Jan 3	NYJ	W	1/1	5	5	0.0	0	1	0	49	86%	
<b>Totals</b>			<b>16/16</b>	<b>122</b>	<b>91</b>	<b>1.0</b>	<b>2</b>	<b>4</b>	<b>0</b>	<b>0</b>	<b>980</b>	<b>90%</b>

## CAREER HIGHLIGHTS (Continued)

### 2012 - BALTIMORE RAVENS (16/8, 4/4)

- Finished tied for 2nd on the team with 32 tackles in the postseason. Also posted a team-leading 7 PDs, 2 INTs (returned 1 for a TD) and a half-sack, helping a defense that forced 10 turnovers in four playoff games
- Produced 8 tackles (7 solo), a team-leading 3 PDs and tied a playoff-franchise record with 2 INTs in the 38-35 double-overtime win in the Divisional game at Den. (1/12/13). Returned his first INT 39 yards for a TD, while his second INT in overtime set up **Justin Tucker**'s game-winning FG

### 2011 - CHICAGO BEARS (16/0)

- Earned his first **Pro Bowl** nod as a special teamer after leading the Bears with 22 special teams tackles
- Recorded interceptions in three consecutive games: 11/13/11 vs. Det, 11/20/11 vs. SD, 11/27/11 at Oak.

### 2010 - CHICAGO BEARS (16/0, 2/0)

- Earned *USA Today*'s **All-Joe Team** honors (players who are critical to their team but don't receive Pro Bowl nods) after leading the NFL with a career-high 25 special teams stops

### 2009 - CHICAGO BEARS (16/1)

- Finished second on the team with 23 special teams tackles

### 2008 - CHICAGO BEARS (16/9)

- Ranked 5th on the team with 93 tackles and tied for 3rd with 14 special teams stops

### 2007 - CHICAGO BEARS (13/0)

- Produced the 2nd-most special teams tackles (20) on the team. Notched his first career NFL score on a blocked punt that he returned 7 yards for a TD vs. GB (12/23/07)

2014 GAME-BY-GAME STATISTICS (BUF)												
Date	Opp	GP/S	Tot	Solo	Sk	Int	PD	FF	FR	Snaps	Pct	
Sep 7	at Chi	W	1/1	3	3	0.0	1	3	0	70	95%	
Sep 14	Mia	W	1/1	10	7	0.0	0	3	0	72	91%	
Sep 21	SD	L	1/0	5	3	0.0	0	1	0	33	50%	
Sep 28	at Hou	L	1/0	1	1	0.0	0	0	0	8	12%	
Oct 5	at Det	W	1/0	0	0	0.0	0	0	0	29	47%	
Oct 12	NE	L	1/1	7	4	0.0	0	0	0	69	97%	
Oct 19	Min	W	1/0	5	4	0.0	0	0	0	14	22%	
Oct 26	at NYJ	W	1/0	5	4	0.0	0	0	0	50	60%	
Nov 9	KC	L	1/0	1	1	0.0	0	0	0	8	13%	
Nov 13	at Mia	L	1/0	7	7	0.0	0	2	0	49	73%	
Nov 23	NYJ	W	1/1	3	3	0.0	0	1	0	48	83%	
Nov 30	Cle	W	1/1	7	7	0.0	0	1	0	69	100%	
Dec 7	at Den	L	1/1	5	4	0.0	1	1	0	53	96%	
Dec 14	GB	W	1/1	8	7	0.0	0	1	0	70	99%	
Dec 21	at Oak	L	1/1	4	2	0.0	0	2	0	70	97%	
Dec 28	at NE	W	1/1	6	2	0.0	0	0	0	66	99%	
<b>Totals</b>			<b>16/9</b>	<b>76</b>	<b>58</b>	<b>0.0</b>	<b>2</b>	<b>15</b>	<b>0</b>	<b>1</b>	<b>778</b>	<b>72%</b>



# S COREY GRAHAM 24



## 2013 GAME-BY-GAME STATISTICS (BAL)

Date	Opp	GP/S	Tot	Solo	Sk	Int	PD	FF	FR	Snaps	Pct
Sep 5	at Den	L 1/1	7	5	0.0	0	0	0	0	65	92%
Sep 15	Cle	W 1/0	3	3	0.0	0	0	0	0	35	56%
Sep 22	Hou	W 1/0	3	3	0.0	0	0	0	0	30	46%
Sep 29	at Buf	L 1/0	9	7	0.0	1	1	1	0	65	77%
Oct 6	at Mia	W 1/1	4	4	0.0	0	1	0	0	58	100%
Oct 13	GB	L 1/1	4	3	0.0	0	0	0	0	40	59%
Oct 20	at Pit	L 1/0	4	5	0.0	0	1	0	0	28	49%
Nov 3	at Cle	L 1/0	5	5	0.0	0	1	0	0	37	53%
Nov 10	Cin	W 1/0	5	2	0.0	0	0	0	0	55	62%
Nov 17	at Chi	L 1/0	8	8	1.0	0	1	0	0	32	52%
Nov 24	NYJ	W 1/0	1	1	0.0	2	3	0	0	36	63%
Nov 28	Pit	W 1/0	8	3	0.0	0	1	0	0	56	85%
Dec 8	Min	W 1/0	2	1	0.0	0	2	0	0	32	49%
Dec 16	at Det	W 1/1	2	2	0.0	0	0	0	0	58	89%
Dec 22	NE	L 1/0	0	0	0.0	0	0	0	0	23	34%
Dec 29	at Cin	L 1/1	3	1	0.0	1	1	0	0	37	54%
<b>Totals</b>		<b>16/5</b>	<b>68</b>	<b>51</b>	<b>1.0</b>	<b>4</b>	<b>12</b>	<b>1</b>	<b>0</b>	<b>687</b>	<b>64%</b>



## COLLEGE HIGHLIGHTS

- Holds University of New Hampshire school record and ranks 7th all-time in Division I-AA history with 1,787 yards on 65 kickoff returns (27.5 avg.) and 3 TDs in four seasons with the Wildcats (2003-06). His 27.5-yard average ranks 2nd in Atlantic 10 Conference history
- Only player in UNH annals to score a TD on an interception, kickoff return and punt return during a career
- Started all 42 contests played during career registering 302 tackles (4th most in school history) with 12 INTs, 31 PDs, 4 FFs and 3 FRs...Returned 2 INTs for TDs...Also gained 128 yards with a score on 12 punt returns (10.7 avg)

## TRANSACTIONS

- 2007** Drafted by CHI in 5th round (168th overall)  
*Signed 4-year contract*
- 7/30/11** Re-signed by CHI to 1-year contract
- 3/23/12** Signed by BAL to 2-year contract
- 3/12/14** Signed by BUF to 4-year contract
- 3/10/17** Released by BUF
- 8/3/17** Agreed to terms with PHI on 1-year contract

## 2012 GAME-BY-GAME STATISTICS (BAL)

Date	Opp	GP/S	Tot	Solo	Sk	Int	PD	FF	FR	Snaps	Pct
Sep 10	Cin	W 1/0	2	1	0.0	0	0	0	0	5	7%
Sep 16	at Phi	L 1/0	0	0	0.0	0	0	0	0	0	0%
Sep 23	NE	W 1/0	0	0	0.0	0	0	0	0	0	0%
Sep 27	Cle	W 1/0	0	0	0.0	0	0	0	0	1	1%
Oct 7	at KC	W 1/0	0	0	0.0	0	0	0	0	1	1%
Oct 14	Dal	W 1/0	1	1	0.0	0	0	0	0	32	36%
Oct 21	at Hou	L 1/0	0	0	0.0	0	0	0	0	21	26%
Nov 4	at Cle	W 1/0	6	4	0.0	0	0	0	0	30	43%
Nov 11	Oak	W 1/1	2	2	0.0	0	0	0	0	74	99%
Nov 18	at Pit	W 1/1	8	4	0.0	1	3	0	0	71	99%
Nov 25	at SD	W 1/1	5	3	0.0	0	2	0	0	67	99%
Dec 2	Pit	L 1/1	11	9	0.0	1	1	0	0	63	96%
Dec 9	at Was	L 1/1	8	3	0.0	0	0	0	0	70	97%
Dec 16	Den	L 1/1	7	6	0.0	0	1	0	0	76	99%
Dec 23	NYG	W 1/1	2	2	0.0	0	1	0	0	48	100%
Dec 30	at Cin	L 1/1	2	1	0.0	0	0	0	0	15	29%
<b>Totals</b>		<b>16/8</b>	<b>54</b>	<b>36</b>	<b>0.0</b>	<b>2</b>	<b>8</b>	<b>0</b>	<b>0</b>	<b>574</b>	<b>50%</b>

## PLAYOFFS

Jan 6	Ind	W 1/1	7	5	0.5	0	2	0	0	90	100%
Jan 12	at Den	W 1/1	8	7	0.0	2	3	0	0	94	100%
Jan 20	at NE	W 1/1	11	4	0.0	0	0	0	0	82	99%
Feb 3	at SF	W 1/1	6	4	0.0	0	2	0	0	62	100%
<b>Totals</b>		<b>4/4</b>	<b>32</b>	<b>20</b>	<b>0.5</b>	<b>2</b>	<b>7</b>	<b>0</b>	<b>0</b>	<b>328</b>	<b>99%</b>

## 2011 GAME-BY-GAME STATISTICS (CHI)

Date	Opp	GP/S	Tot	Solo	Sk	Int	PD	FF	FR	Snaps	Pct
Sep 11	Atl	W 1/0	0	0	0.0	0	0	0	0	N/A	N/A
Sep 18	at NO	L 1/0	0	0	0.0	0	0	0	0	N/A	N/A
Sep 25	GB	L 1/0	0	0	0.0	0	0	0	0	N/A	N/A
Oct 2	Car	W 1/0	0	0	0.0	0	0	0	0	N/A	N/A
Oct 10	at Det	L 1/0	0	0	0.0	0	0	0	0	N/A	N/A
Oct 16	Min	W 1/0	0	0	0.0	0	0	0	0	N/A	N/A
Oct 23	at TB	W 1/0	0	0	0.0	0	0	0	0	N/A	N/A
Nov 7	at Phi	W 1/0	0	0	0.0	0	0	0	0	N/A	N/A
Nov 13	Det	W 1/0	0	0	0.0	1	1	0	0	N/A	N/A
Nov 20	SD	W 1/0	1	0	0.0	1	1	0	0	N/A	N/A
Nov 27	at Oak	L 1/0	2	1	0.0	1	1	0	0	N/A	N/A
Dec 4	KC	L 1/0	2	1	0.0	0	0	0	0	N/A	N/A
Dec 11	at Den	L 1/0	0	0	0.0	0	0	0	0	N/A	N/A
Dec 18	Sea	L 1/0	0	0	0.0	0	0	0	0	N/A	N/A
Dec 25	at GB	L 1/0	0	0	0.0	0	0	0	0	N/A	N/A
Jan 1	at Min	W 1/0	1	1	0.0	0	0	0	0	N/A	N/A
<b>Totals</b>		<b>16/0</b>	<b>6</b>	<b>3</b>	<b>0.0</b>	<b>3</b>	<b>3</b>	<b>0</b>	<b>0</b>	<b>---</b>	<b>---</b>

# S COREY GRAHAM 24



## 2010 GAME-BY-GAME STATISTICS (CHI)

Date	Opp	GP/S	Tot	Solo	Sk	Int	PD	FF	FR	Snaps	Pct
Sep 12	Det	W 1/0	0	0	0.0	0	0	0	0	N/A	N/A
Sep 19	at Dal	W 1/0	0	0	0.0	0	0	0	0	N/A	N/A
Sep 27	GB	W 1/0	0	0	0.0	0	0	0	0	N/A	N/A
Oct 3	at NYG	L 1/0	0	0	0.0	0	0	0	0	N/A	N/A
Oct 10	at Car	W 1/0	0	0	0.0	0	0	0	0	N/A	N/A
Oct 17	Sea	L 1/0	0	0	0.0	0	0	0	0	N/A	N/A
Oct 24	Was	L 1/0	0	0	0.0	0	0	0	0	N/A	N/A
Nov 7	at Buf	W 1/0	0	0	0.0	0	0	0	0	N/A	N/A
Nov 14	Min	W 1/0	0	0	0.0	0	0	0	0	N/A	N/A
Nov 18	at Mia	W 1/0	0	0	0.0	0	0	0	0	N/A	N/A
Nov 28	Phi	W 1/0	0	0	0.0	0	0	0	0	N/A	N/A
Dec 5	at Det	W 1/0	0	0	0.0	0	0	0	0	N/A	N/A
Dec 12	NE	L 1/0	0	0	0.0	0	0	0	0	N/A	N/A
Dec 20	at Min	W 1/0	0	0	0.0	0	0	0	0	N/A	N/A
Dec 26	NYJ	W 1/0	0	0	0.0	0	0	0	0	N/A	N/A
Jan 2	at GB	L 1/0	0	0	0.0	0	0	0	0	N/A	N/A
<b>Totals</b>		<b>16/0</b>	<b>0</b>	<b>0</b>	<b>0.0</b>	<b>0</b>	<b>0</b>	<b>0</b>	<b>0</b>	<b>---</b>	<b>---</b>

## PLAYOFFS

Jan 16	Sea	W 1/0	0	0	0.0	0	0	0	0	N/A	N/A
Jan 23	GB	L 1/0	0	0	0.0	0	0	0	0	N/A	N/A
<b>Totals</b>		<b>2/0</b>	<b>0</b>	<b>0</b>	<b>0.0</b>	<b>0</b>	<b>0</b>	<b>0</b>	<b>0</b>	<b>---</b>	<b>---</b>

## 2009 GAME-BY-GAME STATISTICS (CHI)

Date	Opp	GP/S	Tot	Solo	Sk	Int	PD	FF	FR	Snaps	Pct
Sep 13	at GB	L 1/0	0	0	0.0	0	0	0	0	N/A	N/A
Sep 20	Pit	W 1/0	0	0	0.0	0	0	0	0	N/A	N/A
Sep 27	at Sea	W 1/0	0	0	0.0	0	0	0	0	N/A	N/A
Oct 4	Det	W 1/0	0	0	0.0	0	0	0	0	N/A	N/A
Oct 18	at Atl	L 1/0	0	0	0.0	0	0	0	0	N/A	N/A
Oct 25	at Cin	L 1/0	0	0	0.0	0	0	0	0	N/A	N/A
Nov 1	Cle	W 1/0	0	0	0.0	0	0	0	0	N/A	N/A
Nov 8	Ari	L 1/0	1	1	0.0	0	1	0	0	N/A	N/A
Nov 12	at SF	L 1/0	1	0	0.0	0	0	0	0	N/A	N/A
Nov 22	Phi	L 1/0	7	6	0.0	0	1	0	0	N/A	N/A
Nov 29	at Min	L 1/0	5	4	0.0	0	1	0	0	N/A	N/A
Dec 6	StL	W 1/0	0	0	0.0	0	0	0	0	N/A	N/A
Dec 13	GB	L 1/0	0	0	0.0	0	0	0	0	N/A	N/A
Dec 20	at Bal	L 1/1	2	2	0.0	0	0	0	0	N/A	N/A
Dec 28	Min	W 1/0	1	0	0.0	0	1	0	0	N/A	N/A
Jan 3	at Det	W 1/0	1	1	0.0	0	0	0	0	N/A	N/A
<b>Totals</b>		<b>16/1</b>	<b>18</b>	<b>14</b>	<b>0.0</b>	<b>0</b>	<b>4</b>	<b>0</b>	<b>0</b>	<b>---</b>	<b>---</b>

## 2008 GAME-BY-GAME STATISTICS (CHI)

Date	Opp	GP/S	Tot	Solo	Sk	Int	PD	FF	FR	Snaps	Pct
Sep 7	at Ind	W 1/0	0	0	0.0	0	0	0	0	N/A	N/A
Sep 14	at Car	L 1/0	0	0	0.0	0	0	0	0	N/A	N/A
Sep 21	TB	L 1/1	3	3	0.0	0	0	0	0	N/A	N/A
Sep 28	Phi	W 1/0	1	1	0.0	0	1	0	0	N/A	N/A
Oct 5	at Det	W 1/1	10	5	0.0	0	0	0	0	N/A	N/A
Oct 12	at Atl	L 1/1	12	11	0.0	0	1	1	0	N/A	N/A
Oct 19	Min	W 1/1	11	9	0.0	1	1	0	0	N/A	N/A
Nov 2	Det	W 1/0	6	5	0.0	0	0	0	0	N/A	N/A
Nov 9	Ten	L 1/0	4	3	0.0	0	0	0	1	N/A	N/A
Nov 16	at GB	L 1/0	2	1	0.0	0	0	0	0	N/A	N/A
Nov 23	at StL	W 1/0	2	2	0.0	0	0	0	0	N/A	N/A
Nov 30	at Min	L 1/1	13	12	0.0	0	1	0	0	N/A	N/A
Dec 7	Jax	W 1/1	8	5	0.0	0	0	0	0	N/A	N/A
Dec 11	NO	W 1/1	4	2	0.0	0	1	0	0	N/A	N/A
Dec 22	GB	W 1/1	9	9	0.0	0	1	0	0	N/A	N/A
Dec 28	at Hou	L 1/1	8	5	0.0	0	0	0	0	N/A	N/A
<b>Totals</b>		<b>16/9</b>	<b>93</b>	<b>73</b>	<b>0.0</b>	<b>1</b>	<b>6</b>	<b>1</b>	<b>1</b>	<b>---</b>	<b>---</b>


## 2007 GAME-BY-GAME STATISTICS (CHI)

Date	Opp	GP/S	Tot	Solo	Sk	Int	PD	FF	FR	Snaps	Pct
Sep 9	at SD	L 0/0	INACTIVE								
Sep 16	KC	W 0/0	INACTIVE								
Sep 23	Dal	L 0/0	INACTIVE								
Sep 30	at Det	L 1/0	0	0	0.0	0	0	0	0	N/A	N/A
Oct 7	at GB	W 1/0	0	0	0.0	0	0	0	0	N/A	N/A
Oct 14	Min	L 1/0	0	0	0.0	0	0	0	0	N/A	N/A
Oct 21	at Phi	W 1/0	0	0	0.0	0	0	0	0	N/A	N/A
Oct 28	Det	L 1/0	0	0	0.0	0	0	0	0	N/A	N/A
Nov 11	at Oak	W 1/0	0	0	0.0	0	0	0	0	N/A	N/A
Nov 18	at Sea	L 1/0	0	0	0.0	0	0	0	0	N/A	N/A
Nov 25	Den	W 1/0	0	0	0.0	0	0	0	0	N/A	N/A
Dec 2	NYG	L 1/0	0	0	0.0	0	0	0	0	N/A	N/A
Dec 6	at Was	L 1/0	0	0	0.0	0	0	0	0	N/A	N/A
Dec 17	at Min	L 1/0	0	0	0.0	0	0	0	0	N/A	N/A
Dec 23	GB	W 1/0	0	0	0.0	0	0	0	0	N/A	N/A
Dec 30	NO	W 1/0	0	0	0.0	0	0	0	0	N/A	N/A
<b>Totals</b>		<b>13/0</b>	<b>0</b>	<b>0</b>	<b>0.0</b>	<b>0</b>	<b>0</b>	<b>0</b>	<b>0</b>	<b>---</b>	<b>---</b>

# LB KAMU GRUGIER-HILL 54



**6-2 | 220**  **2nd Year**  
**BORN: May 16, 1994 (Age 23)**

  
**Honolulu, Hawaii**  
**Kamehameha High School**



**Eastern Illinois**  
**D6a-16 (208th overall)**  
**by New England**  
**Acquired:**  
**W (NE) 2016**



**Kamu Grugier-Hill** (pronounced KAH-moo GREW-jay HILL) was acquired by the Eagles off waivers from the New England Patriots on Sept. 4, 2016, following the 53-man roster cutdown and appeared in 12 games as a rookie. Originally a sixth-round draft choice of the Patriots in 2016, Grugier-Hill played in 49 games over his four-year career at Eastern Illinois and earned first-team Ohio Valley Conference accolades as a junior and senior. As a senior in 2015, he compiled 70 tackles (16.5 for a loss) and 6.5 sacks.

## THREE STEP DROP

- Hobbies:** Surfing and going to the beach  
**If he could be a superhero:** Incredible Hulk  
**Biggest pet peeve:** Making plans with someone who doesn't follow through  
**Funniest Eagle:** Lane Johnson  
**First jersey owned:** Randy Moss, Vikings  
**Favorite teams/athletes growing up:** San Francisco 49ers, Brian Dawkins and Randy Moss  
**Favorite athletes to watch now:** Steph Curry and Lionel Messi  
**Favorite food:** Hawaiian foods, especially Lau Lau [pig wrapped in a luau leaf]  
**Favorite movies:** *Horrible Bosses 1 and 2*, *Wedding Crashers*  
**Favorite TV show:** *Shark Tank*

## BIRDSEED

- The son of Elina Grugier-Bell. Has three siblings: two older brothers and one older sister
- Started playing football as a junior in high school. Began playing because one of his best friends suggested he try out for the team. Before he began playing football, he played soccer and volleyball. Started playing soccer at the age of 4
- Was a safety and punter at Kamehameha (HI) High School. Totaled 86 tackles and 5 sacks as a senior in 2011. Was named first-team All-Interscholastic League
- Earned his degree in kinesiology from Eastern Illinois

 [@k\\_grugierhill](https://twitter.com/k_grugierhill)

## CAREER HIGHLIGHTS

### 2016 - PHILADELPHIA EAGLES (12/0)

- Finished his rookie year with 5 special teams tackles and one tackle on defense
- Made his first career tackle in the NFL when he dropped Browns RB **Duke Johnson Jr.** for a 6-yard loss on a fake punt vs. Cle. (9/11/16)

# LB KAMU GRUGIER-HILL 54



## GRUGIER-HILL'S CAREER STATISTICS

Year	Team	GP/S	TACKLES					PASS DEFENSE					FUMBLES			DEF SNAPS		ST		
			Total	Solo	Asst	TFL	Sacks	Int	Yds	Lg	TD	PD	Hur	FF	FR	Yds	No	Pct	No	
2016	Philadelphia	12/0	1	1	0	1	0.0	0	0	--	0	0	0	0	0	0	0	1	0%	5
<b>Totals</b>		<b>12/0</b>	<b>1</b>	<b>1</b>	<b>0</b>	<b>1</b>	<b>0.0</b>	<b>0</b>	<b>0</b>	<b>--</b>	<b>0</b>	<b>0</b>	<b>0</b>	<b>0</b>	<b>0</b>	<b>0</b>	<b>---</b>	<b>---</b>	<b>5</b>	



## 2016 GAME-BY-GAME STATISTICS

Date	Opp	GP/S	Tot	Solo	Sk	Int	PD	FF	FR	Snaps	Pct
Sep 11	Cle	W 1/0	1	1	0.0	0	0	0	0	1	2%
Sep 19	at Chi	W 1/0	0	0	0.0	0	0	0	0	0	0%
Sep 25	Pit	W 1/0	0	0	0.0	0	0	0	0	0	0%
Oct 9	at Det	L 1/0	0	0	0.0	0	0	0	0	0	0%
Oct 16	at Was	L 1/0	0	0	0.0	0	0	0	0	0	0%
Oct 23	Min	W 1/0	0	0	0.0	0	0	0	0	0	0%
Oct 30	at Dal	L 0/0	INACTIVE (HAMSTRING)								
Nov 6	at NYG	L 0/0	INACTIVE (HAMSTRING)								
Nov 13	Atl	W 0/0	INACTIVE (HAMSTRING)								
Nov 20	at Sea	L 1/0	0	0	0.0	0	0	0	0	0	0%
Nov 28	GB	L 1/0	0	0	0.0	0	0	0	0	0	0%
Dec 4	at Cin	L 1/0	0	0	0.0	0	0	0	0	0	0%
Dec 11	Was	L 0/0	INACTIVE								
Dec 18	at Bal	L 1/0	0	0	0.0	0	0	0	0	0	0%
Dec 22	NYG	W 1/0	0	0	0.0	0	0	0	0	0	0%
Jan 1	Dal	W 1/0	0	0	0.0	0	0	0	0	0	0%
<b>Totals</b>		<b>12/0</b>	<b>1</b>	<b>1</b>	<b>0.0</b>	<b>0</b>	<b>0</b>	<b>0</b>	<b>0</b>	<b>1</b>	<b>0%</b>

## COLLEGE HIGHLIGHTS

- Played in 49 games (27 starts) for the Eastern Illinois Panthers and finished his career with 236 tackles (136 solo), nine sacks, six interceptions, nine passes defended, four forced fumbles and five fumble recoveries
- Made 10 starts as a senior in 2015 and was named first-team Ohio Valley Conference after compiling 70 tackles (50 solo) and a career-high 6.5 sacks. Also registered an interception and set a single-season career-high with three fumble recoveries
- Appeared in 12 games (11 starts) as a junior in 2014 and garnered first-team OVC accolades after leading the team with a career-high 97 tackles (47 solo). Also notched 1.5 sacks, two FFs, two FRs recoveries and three INTs. Was named the OVC Defensive Player of the Week after he compiled 19 tackles in a win at Tennessee Tech (11/1/14)

## TRANSACTIONS

- 2016** Drafted by NE in 6th round (208th overall)
- 9/3/16** Waived by NE
- 9/4/16** Acquired off waivers by PHI

# LB JORDAN HICKS 58



**6-1 | 236**  3rd Year

**BORN: June 27, 1992 (Age 25)**

Cincinnati,  
Ohio  
Lakota West  
High School



Texas  
D3-15 (84th overall)  
by Philadelphia



Originally selected by the Eagles in the 3rd round (84th overall) of the 2015 NFL Draft, **Jordan Hicks** is one of the budding, young stars on Philadelphia's defense. Hicks established himself with a breakout season in 2016, starting all 16 games and leading all NFL LBs with a career-high 5 INTs. According to *Elias Sports Bureau*, Hicks is the first NFL LB to record 11+ takeaways (7 INTs, 4 FRs) in his first 24 career games since Hall of Famer **Jack Ham** (1971-72).

## MOST INTERCEPTIONS

NFL LINEBACKERS IN 2016

Jordan Hicks (Phi.)	5
C.J. Mosley (Bal.)	4
Thomas Davis (Car.)	3
Deion Jones (Atl.)	3
Zachary Orr (Bal.)	3
Ryan Shazier (Pit.)	3

## THREE STEP DROP

**First job:** Worked for a real estate company during high school taking photos of foreclosed homes

**If he could play another sport, what position:** Point guard, N.Y. Knicks

**Three favorite throwback jerseys:**  
Michael Jordan, Chicago Bulls;  
Michael Jordan, UNC;  
Ronaldinho, F.C. Barcelona

**Biggest pet peeve:**  
People chewing loudly

**Favorite TV show:**  
*The Fresh Prince of Bel-Air*

**Favorite movie:** *Cool Runnings*

**Favorite book:** *Quiet Strength* by Tony Dungy

**Talent he'd most like to have:**  
To be multilingual

## CAREER HIGHLIGHTS

- According to *Elias Sports Bureau*, is the first NFL LB to record 11+ takeaways (7 INTs, 4 FRs) in his first 24 career games since Hall of Famer **Jack Ham** (1971-72)
- Is one of only five LBs in NFL history with 7+ INTs in their first two seasons, joining **Al Richardson** (8, 1980-81), **Jack Ham** (9, 1971-72), **Mike Stratton** (9, 1962-63) and **Archie Matsos** (10, 1960-61)
- Is the first Eagle to register 7+ INTs in their first two seasons since **Eric Allen** (9, 1988-89)
- Since entering the league in 2015, is tied with **Thomas Davis** for the most INTs (7) by an NFL LB

## 2016 - PHILADELPHIA EAGLES (16/16)

- Led all NFL LBs with a career-high 5 INTs, which is tied with **Bill Bergey** (5 in 1974) for the 4th-highest total by a non-defensive back in team history, behind **William Thomas** (7 in 1995), **Chuck Weber** (6 in 1960) and Hall of Famer **Chuck Bednarik** (6 in 1953)



## HICKS' CAREER STATISTICS

Year	Team	GP/S	TACKLES					PASS DEFENSE						FUMBLES			DEF SNAPS	
			Total	Solo	Asst	TFL	Sacks	Int	Yds	Lg	TD	PD	Hur	FF	FR	Yds	No	Pct
2015	Philadelphia	8/5	54	44	10	2	1.0	2	67	67t	1	0	0	1	3	11	453	75%
2016	Philadelphia	16/16	95	68	27	4	1.0	5	41	34	0	6	4	0	1	0	971	95%
<b>Totals</b>		<b>24/21</b>	<b>149</b>	<b>112</b>	<b>37</b>	<b>6</b>	<b>2.0</b>	<b>7</b>	<b>108</b>	<b>67t</b>	<b>1</b>	<b>6</b>	<b>4</b>	<b>1</b>	<b>4</b>	<b>11</b>	---	---

## CAREER HIGHLIGHTS (Continued)

- Started all 16 games and played 95% (971) of the team's defensive snaps in 2016 after missing the final eight games of his rookie campaign in 2015 with a torn pectoral tendon
- Totaled a career-high 2 INTs vs. Dal. (1/1/17). Became the first Eagles LB to produce multiple INTs in a single game since **William Thomas** (2) on 9/22/96 at Atl.

### 2015 - PHILADELPHIA EAGLES (8/5)

- Became the first NFL rookie to register opponent fumble recoveries in three consecutive games (9/27-10/11/15) since **Jack Del Rio** in 1985. Was the first Eagle to accomplish the feat since **Byron Evans** in 1993



## HOW HE GOT HIS START

Hicks is the son of Scott Hicks, who is a high school basketball coach in Indianapolis, and Kelly Justice. He has an older sister, Taylor, and three younger brothers: Scotty, Cameron and Ethan.

Hicks began his football career in the 5th grade while playing running back and safety in the Lexington Termites League in South Carolina. Hicks grew up a big fan of the Carolina Panthers and the University of Texas football team.

The best advice he was ever given growing up came from his mother, Kelly Justice, who always told him to "stay humble."

## EARLY MOTIVATION

Hicks was a three-year starter at Lakota West High School and earned numerous accolades, including the Butkus Award in 2009, given annually to the nation's best linebacker. He was also named Gatorade's Ohio High School Football Player of the Year.

Hicks credits his high school defensive coordinator, former NFL safety Carlton Gray, with helping lay the foundation of his game.

"He taught me the game. When anyone says that I'm a smart player, it's because of his help."

Hicks also lettered in basketball at Lakota West. He holds the district record for most varsity basketball games played in a career (87) and set the district record for career steals (170).

## ADAPTING TO CHANGE

Hicks was born in Colorado Springs, CO, and lived in Indiana (ages 1-6) and South Carolina (ages 6-11) before moving to Ohio. He also played for two head coaches and four different defensive coordinators at Texas.

"Change does not scare me and I don't take anything for granted. I also think I'm able to see the positives of every different situation I'm in, whether I'm prepared or not. It's enhanced my confidence and humility all at the same time."

## ALWAYS A LONGHORN

Hicks lists beating Texas A&M in 2011 in the final meeting between the two rivals as his favorite sports moment. Texas connected on a last-second field goal to seal the victory.

## OFF THE FIELD

Hicks' hobbies include playing video games, especially FIFA and NBA2K, as well as playing basketball and hanging out with friends by the lake in Austin, TX. Married his wife, Ivana, in 2017 offseason.

# LB JORDAN HICKS 58



## 2016 GAME-BY-GAME STATISTICS

Date	Opp	GP/S	Tot	Solo	Sk	Int	PD	FF	FR	Snaps	Pct
Sep 11	Cle	W 1/1	6	5	0.0	0	1	0	0	51	100%
Sep 19	at Chi	W 1/1	1	1	0.0	0	0	0	1	39	75%
Sep 25	Pit	W 1/1	3	2	0.0	0	2	0	0	49	82%
Oct 9	at Det	L 1/1	5	3	0.0	0	0	0	0	48	79%
Oct 16	at Was	L 1/1	8	6	0.0	0	0	0	0	74	100%
Oct 23	Min	W 1/1	12	6	1.0	0	1	0	0	76	100%
Oct 30	at Dal	L 1/1	10	7	0.0	1	0	0	0	78	100%
Nov 6	at NYG	L 1/1	7	5	0.0	1	1	0	0	64	100%
Nov 13	Atl	W 1/1	4	3	0.0	0	0	0	0	48	96%
Nov 20	at Sea	L 1/1	3	3	0.0	0	0	0	0	67	100%
Nov 28	GB	L 1/1	8	7	0.0	0	0	0	0	71	100%
Dec 4	at Cin	L 1/1	5	4	0.0	0	0	0	0	63	98%
Dec 11	Was	L 1/1	6	3	0.0	0	0	0	0	46	96%
Dec 18	at Bal	L 1/1	3	3	0.0	1	0	0	0	58	100%
Dec 22	NYG	W 1/1	8	5	0.0	0	0	0	0	83	93%
Jan 1	Dal	W 1/1	6	5	0.0	2	1	0	0	56	100%
<b>Totals</b>		<b>16/16</b>	<b>95</b>	<b>68</b>	<b>1.0</b>	<b>5</b>	<b>6</b>	<b>0</b>	<b>1</b>	<b>971</b>	<b>95%</b>

## CAREER HIGHS

<b>Total Tackles</b>	14	9/27/15 at NYJ
<b>Solo Tackles</b>	10	2x, last: 10/19/15 vs. NYG
<b>Sacks</b>	1.0	2x, last: 10/23/16 vs. Min.
<b>INTs</b>	2	1/1/17 vs. Dal.
<b>PDs</b>	2	9/25/16 vs. Pit.
<b>FFs</b>	1	9/20/15 vs. Dal.
<b>FRs</b>	1	4x, last: 9/19/16 at Chi.

## TOUCHDOWNS

Date	Opponent	TDs
11/8/15	at Dallas Cowboys (W, 33-27) (OT)	67-yard INT



## 2015 GAME-BY-GAME STATISTICS

Date	Opp	GP/S	Tot	Solo	Sk	Int	PD	FF	FR	Snaps	Pct
Sep 14	at Atl	L 1/0	0	0	0.0	0	0	0	0	0	0%
Sep 20	Dal	L 1/0	7	7	1.0	0	0	1	0	54	64%
Sep 27	at NYJ	W 1/1	14	10	0.0	1	0	0	1	79	100%
Oct 4	at Was	L 1/0	7	3	0.0	0	0	0	1	80	95%
Oct 11	NO	W 1/1	6	5	0.0	0	0	0	1	55	80%
Oct 19	NYG	W 1/1	10	10	0.0	0	0	0	0	68	100%
Oct 25	at Car	L 1/1	4	3	0.0	0	0	0	0	61	100%
Nov 8	at Dal	W 1/1	6	6	0.0	1	0	0	0	56	72%
INJURED RESERVE (TORN PECTORAL TENDON)											
<b>Totals</b>		<b>8/5</b>	<b>54</b>	<b>44</b>	<b>1.0</b>	<b>2</b>	<b>0</b>	<b>1</b>	<b>3</b>	<b>453</b>	<b>37%</b>

## CAREER HIGHLIGHTS (Continued)

- Returned an INT of Cowboys QB **Matt Cassell** for a 67-yard TD at Dal. (11/8/15), marking the longest INT-TD by an Eagles LB since **Shawn Barber** (80 yards at Dallas on 12/21/02) and the first by an Eagles rookie since **Bill Bradley** (56 yards at Dallas on 10/19/69). Reached the end zone for the first time since playing RB as a high school senior
- Made his first career NFL start at NYJ (9/27/15), logging a career-high 14 tackles. Recorded a fourth-quarter INT of Jets QB **Ryan Fitzpatrick** and recovering a fumble by Jets WR **Brandon Marshall**. His INT was the first by an Eagles rookie LB since **Stewart Bradley** in 2009
- Pressed into his first career action on defense due to injuries to **Mychal Kendricks** and **Kiko Alonso** vs. Dal. (9/20/15). Registered a sack-fumble of Cowboys QB **Tony Romo**

## COLLEGE HIGHLIGHTS

- Recorded 147 tackles as a senior at Texas, which tied for the 7th-highest total in school annals (most since **Winfred Tubbs** notched 157 in 1992)
- Named honorable mention Big 12 Defensive Freshman of the Year by the conference's coaches after appearing in all 12 games and totaling 23 tackles, 1 sack and 6 special teams tackles
- Earned first-team Academic All-Big 12 honors in 2014 and 2011 and was a seven-time member of the Big 12 Commissioner's Honor Roll. Was also named to the 2015 NFF Hampshire Honor Society

## TRANSACTIONS

- 2015** Drafted by PHI in 3rd round (84th overall)  
Signed 4-year contract



# WR MACK HOLLINS 10



**6-4 | 221** **Rookie**  
**BORN: Sept. 16, 1993 (Age 23)**



**Rockville,  
Maryland**

**Wooten  
High School**



**North Carolina**  
**D4a-17 (118th overall)**  
**by Philadelphia**



**Mack Hollins** was drafted by the Eagles in the 4th round (118th overall) of the 2017 NFL Draft. Originally from Rockville, MD, Hollins made North Carolina's football team as a walk-on and finished his career as one of the Tar Heels' top all-time receivers.

Hollins set the UNC career record with 20.6 yards per reception while his 20 career receiving TDs ranked 3rd in school history.

## YARDS PER RECEPTION

**NCAA PLAYERS (2015-16)**

Jalen Robinette (AF)	26.2
Shelton Gibson (WVU)	23.0
<b>Mack Hollins (UNC)</b>	<b>22.9</b>

**NCAA PLAYERS IN 2015**

<b>Mack Hollins (UNC)</b>	<b>24.8</b>
Jalen Robinette (AF)	24.7
Shelton Gibson (WVU)	24.0

Hollins led North Carolina with a career-high 8 receiving TDs in back-to-back seasons from 2014-15. Among ACC players, only Virginia Tech's Isaiah Ford had more receiving TDs (17) in that span.

## THREE STEP DROP

**Dream job: Own a world-renowned aquarium**

**Interesting pets: Owned a python and boa during high school and bred African Cichlid fish. "My dad had a lion growing up, so we've had it all."**

**Favorite TV shows: Good Times, Sanford & Son**

**Would most like to own: Motorcycle**

**Favorite activity: Fishing**

## RECEIVING TOUCHDOWNS

**UNIVERSITY OF NORTH CAROLINA HISTORY**



**QUINSHAD  
DAVIS**  
(2012-15)  
**25**



**HAKEEM  
NICKS**  
(2006-08)  
**21**



**MACK  
HOLLINS**  
(2013-16)  
**20**

## COLLEGE HIGHLIGHTS

- Came to UNC as a walk-on and finished his career as one of the top receivers in school history. Totaled 81 receptions for 1,667 yards (20.6 avg.) and 20 TDs
- Set the UNC career record for yards per reception (20.6 avg.). Led the NCAA in yards per reception (24.8 avg.) as a junior in 2015
- His 20 career receiving TDs rank 3rd all-time in Tar Heels history
- Named to second-team All-ACC after finishing with 30 catches for a team-high 745 yards and 8 TDs as a junior in 2015. Earned ACC Receiver of the Week honors vs. Duke (11/7/15) and vs. Delaware (9/26/15)



## EXOTIC ANIMALS

Hollins, whose dream job is to own a world-renowned aquarium, has been interested in exotic animals for quite some time. He is the owner of two snakes – a Ball Python and a Sunglow Boa – and has previously owned turtles. He also breeds African Cichlid fish. However, Hollins’ father, Richard, might have the most interesting pet story in their family.

“My dad had a lion growing up. His dad had it in a big cage in his yard. I guess in Ohio the permits aren’t as difficult to get exotic animals. That might be where I get mine from. I don’t know how Philly will feel about some of the exotic animals, but I might have to get a couple.”

## BIRDSEED

Hollins is the son of Karyn and Richard Hollins. Hollins prepped at Wootton High School (Rockville, MD), where he played wide receiver and on defense and also participated in basketball and lacrosse. He also spent a postgrad year at Fork Union Military Academy (Fork Union, VA). Hollins graduated from the University of North Carolina with a degree in exercise and sport science.

## WALK-ON STORY

Hollins, who served four terms as a special teams captain at North Carolina, originally joined the Tar Heels football team as a walk-on and finished his career as one of the top receivers in school history, totaling 81 receptions for 1,667 yards (20.6 avg.) and 20 TDs. Hollins credits taking advantage of special teams opportunities for leading to his on-field success in college.

“Special teams is really the way I got on the field. I started on all four [special teams units] my entire career. You have one opportunity, one play, to make a difference, and I take that play very seriously. I think with special teams it’s either field position or it’s points, so it’s just as important as any offensive or defensive snap.”



## COLLEGE HIGHLIGHTS (Continued)

- As a sophomore in 2014, collected honorable mention All-ACC accolades after finishing with 35 catches for a team-high 613 yards and 8 TDs. Garnered ACC Receiver of the Week honors after catching two passes for 120 yards and 2 TDs at Virginia (10/25/14)



## TRANSACTIONS

**2017** Drafted by PHI in 4th round (118th overall)  
Signed 4-year contract

HOLLINS' COLLEGE STATISTICS							
			RECEIVING				
Year	Team	GP	No	Yards	Avg	Lg	TD
2013	North Carolina	13	0	0	---	--	0
2014	North Carolina	13	35	613	17.5	91t	8
2015	North Carolina	14	30	745	24.8	74t	8
2016	North Carolina	7	16	309	19.3	71t	4
<b>Totals</b>		<b>47</b>	<b>81</b>	<b>1667</b>	<b>20.6</b>	<b>91t</b>	<b>20</b>

# WR ALSHON JEFFERY 17




**6-3 | 218**  **6th Year**  
**BORN: Feb. 14, 1990 (Age 27)**



**St. Matthews,  
 South Carolina**  
  
**Calhoun County  
 High School**



**South Carolina**  
 D2-12 (45th overall)  
 by Chicago  
**Acquired: FA (Chi) 2017**



A premier talent at WR, **Alshon Jeffery** was signed by the Philadelphia Eagles on March 10, 2017, after spending the first five years of his career with the Chicago Bears. Jeffery, who was named to the 2014 Pro Bowl, was originally selected by the Bears in the 2nd round (45th overall) of the 2012 NFL Draft and has amassed 304 catches for 4,549 yards (15.0 avg.) and 26 TDs in 63 career games. Since 2013, Jeffery has posted the 9th-most receiving yards (4,182) in the NFL.

## YARDS PER RECEPTION SINCE 2013 (MIN. 250 RECEPTIONS)

T.Y. Hilton (Ind.)	15.4
Julio Jones (Atl.)	15.0
<b>Alshon Jeffery (Phi.)</b>	<b>14.9</b>

## 25+ YARD RECEPTIONS NFL PLAYERS SINCE 2013

Antonio Brown (Pit.)	57
T.Y. Hilton (Ind.)	56
Demaryius Thomas (Den.)	45
<b>Alshon Jeffery (Phi.)</b>	<b>43</b>
Julio Jones (Atl.)	43

## THREE STEP DROP

**First job:** Doing inventory at a kids school at the mall

**Desired talent:** Ability to sing

**If he could play another sport, what position/team:** Point guard or shooting guard, Chicago Bulls

**Best player he ever lined up against:** "Myself, because you have to beat yourself first before you do anything else."

**Player he models his game after:** Randy Moss

**Favorite movies:** *Friday* and *The Notebook*

**Favorite TV shows:** *Power* and *Game of Thrones*

**Favorite meal:** Lasagna

**Three favorite throwback jerseys:** Michael Jordan, Chicago Bulls; Penny Hardaway, Orlando Magic; Kobe Bryant, Los Angeles Lakers

## FIRST-DOWN PERCENTAGE

NFL PLAYERS SINCE 2013



**DEANDRE HOPKINS**  
73.8%



**ALSHON JEFFERY**  
73.6%



**ERIC DECKER**  
71.6%



**JULIO JONES**  
70.9%



**BRANDON MARSHALL**  
69.9%

# WR ALSHON JEFFERY 17



## JEFFERY'S CAREER STATISTICS

Year	Team	GP/S	RECEIVING					OFF SNAPS	
			No	Yards	Avg	Lg	TD	No	Pct
2012	Chicago	10/6	24	367	15.3	55	3	431	41%
2013	Chicago	16/14	89	1421	16.0	80t	7	963	91%
2014	Chicago	16/16	85	1133	13.3	74	10	957	90%
2015	Chicago	9/8	54	807	14.9	50	4	502	46%
2016	Chicago	12/12	52	821	15.8	54	2	692	69%
<b>Totals</b>		<b>63/56</b>	<b>304</b>	<b>4549</b>	<b>15.0</b>	<b>80t</b>	<b>26</b>	<b>---</b>	<b>---</b>

## ADDITIONAL CAREER STATISTICS

**Rushing:** [22-138, 6.3 avg.] - 2013 [16-105, 6.6 avg.]; 2014 [6-33, 5.5 avg.]

**Fumbles/Lost:** (5/1) - 2013 [3/1]; 2014 [1/0]; 2015 [1/0]



## 2016 GAME-BY-GAME STATISTICS (CHI)

Date	Opp	GP/S	Rec	Yds	Avg	Lg	TD	Snaps	Pct
Sep 11	at Hou	L 1/1	4	105	26.3	54	0	53	95%
Sep 19	Phi	L 1/1	5	96	19.2	49	0	50	96%
Sep 25	at Dal	L 1/1	5	70	14.0	22	0	65	100%
Oct 2	Det	W 1/1	3	46	15.3	22	0	56	81%
Oct 9	at Ind	L 1/1	5	77	15.4	38	0	61	92%
Oct 16	Jax	L 1/1	7	93	13.3	26	0	74	93%
Oct 20	at GB	L 1/1	3	33	11.0	11	0	45	94%
Oct 31	Min	W 1/1	4	63	15.8	34	1	57	93%
Nov 13	at TB	L 1/1	4	47	11.8	16	0	55	98%
Nov 20	at NYG	L 0/0	SUSPENDED BY NFL						
Nov 27	Ten	L 0/0	SUSPENDED BY NFL						
Dec 4	SF	W 0/0	SUSPENDED BY NFL						
Dec 11	at Det	L 0/0	SUSPENDED BY NFL						
Dec 18	GB	L 1/1	6	89	14.8	27	1	61	92%
Dec 24	Was	L 1/1	5	92	18.4	37	0	66	96%
Jan 1	at Min	L 1/1	1	10	10.0	10	0	49	82%
<b>Totals</b>		<b>12/12</b>	<b>52</b>	<b>821</b>	<b>15.8</b>	<b>54</b>	<b>2</b>	<b>692</b>	<b>69%</b>

## CAREER HIGHS

Receptions	12	12/1/13 at Min.
Receiving Yards	249	12/1/13 at Min.
Receiving Long	80t	12/1/13 at Min.
Receiving TDs	2	2x, last: 11/27/14 at Det.

## CAREER HIGHLIGHTS

- Since his breakout season with the Bears in 2013, ranks 2nd in the NFL in receiving first-down percentage (73.6%), trailing only **DeAndre Hopkins** (73.8%)
- Among NFL players with at least 250 receptions since 2013, ranks 3rd in yards per reception (14.9), behind **T.Y. Hilton** (15.4) and **Julio Jones** (15.0)
- Is tied with **Julio Jones** for the 4th-most receptions of 25+ yards (43) since 2013, trailing only **Antonio Brown** (57), **T.Y. Hilton** (56) and **Demaryius Thomas** (45)
- Has posted the 9th-most receiving yards (4,182) in the NFL since 2013, trailing only **Antonio Brown** (6,315), **Julio Jones** (5,453), **Demaryius Thomas** (5,436), **T.Y. Hilton** (5,000), **A.J. Green** (4,728), **DeAndre Hopkins** (4,487), **Emmanuel Sanders** (4,311) and **Brandon Marshall** (4,306)

## 2016 - CHICAGO BEARS (12/12)

- Led the Bears in yards per reception (15.8) and receiving yards per game (68.4) (min. 20 receptions)

## 100+ YARD GAMES (13)

Date	Opponent	Yards	Rec	TDs
12/1/13	at Minnesota Vikings (L, 20-23)	249	12	2
10/6/13	vs. New Orleans Saints (L, 18-26)	218	10	1
11/9/15	at San Diego Chargers (W, 22-19)	151	10	0
10/18/15	at Detroit Lions (L, 34-37)	147	8	1
10/12/14	at Atlanta Falcons (W, 27-13)	136	5	0
11/16/14	vs. Minnesota Vikings (W, 21-13)	135	11	1
11/1/15	vs. Minnesota Vikings (L, 20-23)	116	10	1
11/10/13	vs. Detroit Lions (L, 19-21)	114	9	0
12/13/15	vs. Washington Redskins (L, 21-24)	107	6	1
9/29/13	at Detroit Lions (L, 32-40)	107	5	1
9/11/16	at Houston Texans (L, 14-23)	105	4	0
9/22/14	at New York Jets (W, 27-19)	105	8	0
10/20/13	at Washington Redskins (L, 41-45)	105	4	0



## BIRDSEED

Jeffery attended Calhoun County HS (St. Matthews, SC), where he was named first-team all-state as a defensive back. As a senior, Jeffery caught 35 passes for 740 yards and 14 TDs, averaged 65 yards on kickoff returns and 35 yards on punt returns with 3 TDs and totaled 50 tackles on defense. Jeffery, who was also a standout basketball player, helped lead Calhoun County to four state titles.

# WR ALSHON JEFFERY 17



2015 GAME-BY-GAME STATISTICS (CHI)										
Date	Opp	GP/S	Rec	Yds	Avg	Lg	TD	Snaps	Pct	
Sep 13	GB	L 1/0	5	78	15.6	25	0	56	77%	
Sep 20	Ari	L 0/0	INACTIVE (CALF, HAMSTRING)							
Sep 27	at Sea	L 0/0	INACTIVE (HAMSTRING)							
Oct 4	Oak	W 0/0	INACTIVE (HAMSTRING)							
Oct 11	at KC	W 0/0	INACTIVE (HAMSTRING)							
Oct 18	at Det	L 1/1	8	147	18.4	45	1	69	86%	
Nov 1	Min	L 1/1	10	116	11.6	28	1	58	95%	
Nov 9	at SD	W 1/1	10	151	15.1	47	0	63	88%	
Nov 15	at StL	W 1/1	3	23	7.7	10	0	35	54%	
Nov 22	Den	L 0/0	INACTIVE (GROIN)							
Nov 26	at GB	W 1/1	7	90	12.9	22	0	60	90%	
Dec 6	SF	L 1/1	4	85	21.3	31	0	75	96%	
Dec 13	Was	L 1/1	6	107	17.8	50	1	56	95%	
Dec 20	at Min	L 1/1	1	10	10.0	10t	1	30	47%	
Dec 27	at TB	W 0/0	INACTIVE (HAMSTRING)							
PLACED ON INJURED RESERVE (HAMSTRING) ON 12/30/15										
<b>Totals</b>		<b>9/8</b>	<b>54</b>	<b>807</b>	<b>14.9</b>	<b>50</b>	<b>4</b>	<b>502</b>	<b>46%</b>	

2014 GAME-BY-GAME STATISTICS (CHI)										
Date	Opp	GP/S	Rec	Yds	Avg	Lg	TD	Snaps	Pct	
Sep 7	Buf	L 1/1	5	71	14.2	44	0	36	49%	
Sep 14	at SF	W 1/1	3	47	15.7	29	0	54	92%	
Sep 22	at NYJ	W 1/1	8	105	13.1	42	0	61	92%	
Sep 28	GB	L 1/1	4	39	9.8	13	1	64	82%	
Oct 5	at Car	L 1/1	6	97	16.2	31	1	63	98%	
Oct 12	at Atl	W 1/1	5	136	27.2	74	0	68	93%	
Oct 19	Mia	L 1/1	2	9	4.5	5	0	51	96%	
Oct 26	at NE	L 1/1	5	59	11.8	22	1	68	99%	
Nov 9	at GB	L 1/1	6	63	10.5	22	0	65	93%	
Nov 16	Min	W 1/1	11	135	12.3	34	1	74	96%	
Nov 23	TB	W 1/1	3	22	7.3	16	1	54	95%	
Nov 27	at Det	L 1/1	9	71	7.9	26	2	50	78%	
Dec 4	Dal	L 1/1	6	95	15.8	27t	1	66	96%	
Dec 15	NO	L 1/1	4	78	19.5	35	1	60	100%	
Dec 21	Det	L 1/1	6	72	12.0	20t	1	63	98%	
Dec 28	at Min	L 1/1	2	34	17.0	19	0	60	98%	
<b>Totals</b>		<b>16/16</b>	<b>85</b>	<b>1133</b>	<b>13.3</b>	<b>74</b>	<b>10</b>	<b>957</b>	<b>90%</b>	

MULTI-TOUCHDOWN GAMES (2)		
Date	Opponent	TDs
11/27/14	at Detroit Lions (L, 17-34)	2
12/1/13	at Minnesota Vikings (L, 20-23)	2

2013 GAME-BY-GAME STATISTICS (CHI)										
Date	Opp	GP/S	Rec	Yds	Avg	Lg	TD	Snaps	Pct	
Sep 8	Cin	W 1/0	5	42	8.4	18	0	56	88%	
Sep 15	Min	W 1/1	1	11	11.0	11	0	61	91%	
Sep 22	at Pit	W 1/1	7	51	7.3	9	0	42	68%	
Sep 29	at Det	L 1/1	5	107	21.4	44	1	70	97%	
Oct 6	NO	L 1/1	10	218	21.8	58	1	53	95%	
Oct 10	NYG	W 1/1	1	27	27.0	27	0	56	82%	
Oct 20	at Was	L 1/1	4	105	26.3	35	0	49	89%	
Nov 4	at GB	W 1/1	5	60	12.0	16	1	73	95%	
Nov 10	Det	L 1/1	9	114	12.7	18	0	72	96%	
Nov 17	Bal	W 1/1	7	83	11.9	18	0	61	98%	
Nov 24	at StL	L 1/0	4	42	10.5	18	0	70	89%	
Dec 1	at Min	L 1/1	12	249	20.8	80t	2	64	96%	
Dec 9	Dal	W 1/1	5	84	16.8	26	1	69	96%	
Dec 15	at Cle	W 1/1	5	72	14.4	45t	1	64	96%	
Dec 22	at Phi	L 1/1	6	76	12.7	21	0	53	82%	
Dec 29	GB	L 1/1	3	80	26.7	67	0	50	100%	
<b>Totals</b>		<b>16/14</b>	<b>89</b>	<b>1421</b>	<b>16.0</b>	<b>80t</b>	<b>7</b>	<b>963</b>	<b>91%</b>	

## CAREER HIGHLIGHTS (Continued)

### 2015 - CHICAGO BEARS (9/8)

- Tallied 54 catches for a team-high 807 yards (14.9) and 4 TDs, despite appearing in just nine games
- Registered four games with 100+ receiving yards (147 - 10/18/15 at Det.; 116 - 11/1/15 vs. Min.; 151 - 11/9/15 at SD; 107 - 12/13/15 vs. Was.). His three consecutive games with 100+ yards tied for Chicago's franchise record

### 2014 - CHICAGO BEARS (16/16)

- Recorded his second consecutive 1,000+ yard receiving campaign after leading the Bears with 1,133 yards and a career-high 10 TDs on 85 receptions (13.3 avg.)
- Caught TDs in six straight games from 11/16-12/14/14. Became the third player in franchise history to accomplish the feat, joining **Curtis Conway** (7 in 1995) and **Ken Kavanaugh** (7 in 1947)

### 2013 - CHICAGO BEARS (16/14)

- Earned his first trip to the **Pro Bowl** and was named **PFWA's Most Improved Player** after registering career highs in receptions (89) and receiving yards (1,421) in 2013
- Set the top two Bears marks for receiving yards in 2013, posting 218 yards vs. NO (10/6/13) and 249 yards at Min. (12/1/13). Became the 8th player in NFL history with multiple 200+ yard receiving performances in a single season
- Notched a career-high 12 catches at Min. (12/1/13), tying for the 4th-most single-game receptions in Bears history



# WR ALSHON JEFFERY 17



## 2012 GAME-BY-GAME STATISTICS (CHI)

Date	Opp	GP/S	Rec	Yds	Avg	Lg	TD	Snaps	Pct
Sep 9	Ind	W 1/0	3	80	26.7	42t	1	41	54%
Sep 13	at GB	L 1/0	1	7	7.0	7	0	37	62%
Sep 23	StL	W 1/1	5	45	9.0	10	0	51	74%
Oct 1	at Dal	W 1/0	3	32	10.7	16	0	41	75%
Oct 7	at Jax	W 1/1	2	20	10.0	10t	1	44	59%
Oct 22	Det	W 0/0	INACTIVE (HAND)						
Oct 28	Car	W 0/0	INACTIVE (HAND)						
Nov 4	at Ten	W 0/0	INACTIVE (HAND)						
Nov 11	Hou	L 0/0	INACTIVE (HAND)						
Nov 19	at SF	L 1/0	2	15	7.5	9	0	26	44%
Nov 25	Min	W 0/0	INACTIVE (KNEE)						
Dec 2	Sea	L 0/0	INACTIVE (KNEE)						
Dec 9	at Min	L 1/1	3	57	19.0	30	1	57	73%
Dec 16	GB	L 1/1	0	0	---	--	0	43	80%
Dec 23	at Ari	W 1/1	1	35	35.0	35	0	38	62%
Dec 30	at Det	W 1/1	4	76	19.0	55	0	53	77%
<b>Totals</b>		<b>10/6</b>	<b>24</b>	<b>367</b>	<b>15.3</b>	<b>55</b>	<b>3</b>	<b>431</b>	<b>41%</b>

## COLLEGE HIGHLIGHTS

- Played in 39 career games at South Carolina (2009-11), finishing with 183 receptions (2nd in school history) for 3,042 yards (1st in school history and 2nd in SEC history) and 23 TDs (tied for 1st in school history)
- Named second-team All-Southeastern Conference as a junior in 2011. Selected as a Biletnikoff Award finalist and unanimous first-team All-SEC honoree as a sophomore in 2010. Earned Freshman All-America and first-team SEC All-Freshman honors in 2009

## TRANSACTIONS

- 2012** Drafted by CHI in 2nd round (45th overall)  
*Signed 4-year contract*
- 12/30/15** Placed on Injured Reserve (hamstring)
- 2/29/16** Designated franchise player
- 3/8/16** Re-signed by CHI to 1-year franchise tender
- 11/14/16** Suspended by NFL for 4 games
- 12/12/16** Activated from reserve/suspended list
- 3/10/17** Signed by PHI to 1-year contract

# S MALCOLM JENKINS 27



**6-0 | 204**  **9th Year**  
**BORN: Dec. 20, 1987 (Age 29)**



**AP**  
**2010**

**Piscataway, New Jersey** ★

**Piscataway High School**



**Ohio State**

**D1-09 (14th overall)**  
**by New Orleans**  
**Acquired: FA (NO) 2014**

## MOST INT-TDs

NFL PLAYERS SINCE 2009



**AQIB TALIB**  
9



**MALCOLM JENKINS**  
6



**CHARLES TILLMAN**  
6

## THREE STEP DROP

**First job: Working in the township parks department in high school**

**Favorite movie: School Daze**

**If he could play another sport, what position/team: Anchor for the United States Olympic track team in the 4x4 relay**

**Best player he has lined up against: Former Lions WR Calvin Johnson**

**Favorite athlete growing up: Ray Lewis**

**Three favorite throwback jerseys: Joe Namath, New York Jets; Sean Taylor, Washington Redskins; Michael Jordan, UNC**



A dynamic playmaker at the safety position, **Malcolm Jenkins** signed with Philadelphia on the first day of free agency in 2014 and has emerged as a pillar in the Eagles locker room. Originally selected by the Saints with the 14th-overall pick in the 2009 NFL Draft, Jenkins leads all safeties with 6 INT-TDs since entering the league. He is also the only player in team history to string together three straight seasons with an INT-TD.

## MOST INT-TDs

EAGLES HISTORY

<b>Eric Allen</b>	<b>5</b>
<b>Malcolm Jenkins</b>	<b>4</b>

## MOST INT-TDs

NFL PLAYERS SINCE 2013

<b>William Gay</b>	<b>5</b>
<b>Aqib Talib</b>	<b>5</b>
<b>Malcolm Jenkins</b>	<b>4</b>
<b>Eric Berry</b>	<b>4</b>
<b>Karlos Dansby</b>	<b>4</b>

## CAREER HIGHLIGHTS

- Since he entered the league in 2009, is one of only three NFL players to record 6 INT-TDs, joining **Aqib Talib** (9) and **Charles Tillman** (6). Is the only safety to accomplish the feat
- Joins **William Gay** (5), **Aqib Talib** (5), **Eric Berry** (4) and **Karlos Dansby** (4) as the only NFL players with at least 4 INT-TDs since 2013. Jenkins and Berry are the only safeties with 4 INT-TDs in that span
- Ranks 2nd in Eagles history with 4 INT-TDs, trailing only **Eric Allen** (5 from 1988-94)
- Is one of only four NFL players with 10+ INTs (10) and 5+ FFs (7) since 2013, joining **Mike Adams** (13 INTs, 7 FFs), **Earl Thomas** (13 INTs, 6 FFs) and **Byron Maxwell** (10 INTs, 8 FFs)



## HUMBLE BEGINNINGS

For a player who won a Super Bowl and played in a Pro Bowl, Jenkins' career did not exactly begin in a blaze of glory. Jenkins was originally a 9-year-old, back-up guard for the Piscataway Braves of his Pop Warner squad in New Jersey. Jenkins recalled that he played just seven plays per game that was mandatory for all players in that league. "All I remember is that I got my seven plays in and from there it was a race to get the free hot dog."



## MALCOLM JENKINS FOUNDATION

Launched in 2010, the Malcolm Jenkins Foundation aims to provide resources, experiences and opportunities for the underserved youth. The organization's goal is to inspire and create positive change in the lives of children. Said Jenkins, "For as much as I have been given in life, I feel obligated to give children the guidance, experience and an opportunity. And then watch them take off." For more info, please visit [TheMalcolmJenkinsFoundation.org](http://TheMalcolmJenkinsFoundation.org).



## CELEBRITY FAMILY FEUD

In 2016, Jenkins participated in a NFL version of *Celebrity Family Feud* hosted by Steve Harvey, which aired on July 3. Jenkins and the rest of the NFC defense defeated the AFC offense and collected \$25,000 for Got Your 6 charity in the Fast Money round, thanks to Jenkins' impressive 152-point effort.

## THE WALKING DEAD

After reading *The Zombie Survival Guide* by Max Brooks, Jenkins began collecting an array of different survival tools in what he describes as a "half-hearted attempt at doomsday prepping." Jenkins names AMC's *The Walking Dead* as his favorite TV show.

## BIRDSEED

Jenkins is the son of Willie Lee and Gwendolyn V. Jenkins. His dad is a software engineer for Comcast and his mom is the president of the Malcolm Jenkins Foundation.

Jenkins was a leader in the Omega Psi Phi fraternity at Ohio State, graduating with a bachelor's degree in communications.

## STYLIN' IN THE SECONDARY

Jenkins has fully immersed himself in the world of fashion and, more specifically, the bow tie. At the suggestion from his wife, Morrissa, Jenkins launched his own company, Rock Avenue Bow Ties, which specializes in the design and creation of neck wear and pocket squares and encourages self expression in its customers. For more info, visit [rockavenuebowties.com](http://rockavenuebowties.com).



During the 2017 offseason, Jenkins opened his own custom suite store in Philadelphia, **Damari Savile**.

## MOTIVATING VOICES

Jenkins credits many for helping him get to where he is today, but he singled out three people: his father, Lee Jenkins; his high school football and track coach, Larry Lester; and his college coach, Jim Tressel.

"My father's best advice was, 'You don't know what you don't know,' meaning you constantly need to learn more. Larry Lester taught me how to prepare and how to train. We'd sometimes be the only two people on the field on a weekend, just trying to get myself better. And Coach Tressel taught me about integrity and how to be a pro before I even became a pro."

## BYRON "WHIZZER" WHITE AWARD

In February 2017, Jenkins was announced as the recipient of the NFLPA's Byron "Whizzer" White Award for his outstanding charitable efforts off the field. As the winner, Jenkins received \$100,000 to donate to the charity of his choice.

Jenkins joined Brian Dawkins, Troy Vincent and Reggie White as Eagles who have won the Byron "Whizzer" White Award.

Byron "Whizzer" White led the NFL in rushing yards in 1938 and 1940 and later served as a Supreme Court Justice from 1962-93.

## HONORED BY ALMA MATER

Jenkins earned the Jesse Owens Influential Athlete Award by the Ohio State Alumni Association in 2012. This award acknowledges "an African-American alumnus and former student-athlete who exemplifies great character and talent, demonstrates exceptional professional success and continues to reflect the highest qualities of a consummate athlete and humanitarian."

## MALCOLM & MORRISA

Jenkins and his wife, Morrissa, have one daughter, Elle. Malcolm and Morrissa met on Facebook while he was a senior at Ohio State. "She was at Southern Miss, so we talked on Facebook for a while and I just happened to get drafted by the Saints. New Orleans was only an hour and 10 minutes from where she was in Hattiesburg, so we started hanging out and the rest is history."

Morrissa recently started a company called Meaux Moisture ([meauxmoisture.com](http://meauxmoisture.com)), which sells all-natural body care products. "I use her products on my beard," said Jenkins. "I give all the credit for my beard to my wife."



# S MALCOLM JENKINS 27



## JENKINS' CAREER STATISTICS

Year	Team	GP/S	TACKLES					PASS DEFENSE					FUMBLES			DEF SNAPS		ST	
			Total	Solo	Asst	TFL	Sacks	Int	Yds	Lg	TD	PD	Hur	FF	FR	Yds	No		Pct
2009	New Orleans	14/6	55	49	6	0.0	0.0	1	14	14	0	4	2	0	0	0	N/A	N/A	9
2010	New Orleans	15/15	64	54	10	3.0	1.0	2	105	96t	1	12	1	1	2	0	N/A	N/A	4
2011	New Orleans	15/15	77	63	14	0.0	1.0	0	0	--	0	9	4	1	1	30	N/A	N/A	0
2012	New Orleans	13/13	94	65	29	2.0	0.0	1	55	55t	1	7	2	0	0	0	873	77%	0
2013	New Orleans	14/14	68	44	24	4.0	2.5	2	35	31	0	6	3	2	0	0	819	84%	1
2014	Philadelphia	16/16	113	68	45	3.0	0.0	3	67	53t	1	14	0	0	1	0	1153	99%	4
2015	Philadelphia	16/16	120	92	28	13.0	0.0	2	99	99t	1	15	0	3	1	0	1214	99%	9
2016	Philadelphia	16/16	114	82	32	5.0	1.0	3	98	64t	2	13	3	0	1	0	1019	99%	3
<b>Totals</b>		<b>119/111</b>	<b>705</b>	<b>517</b>	<b>188</b>	<b>30.0</b>	<b>5.5</b>	<b>14</b>	<b>473</b>	<b>99t</b>	<b>6</b>	<b>80</b>	<b>15</b>	<b>7</b>	<b>6</b>	<b>30</b>	<b>---</b>	<b>---</b>	<b>30</b>

## PLAYOFFS

2009	New Orleans	2/0	5	5	0	1.0	0.0	0	0	--	0	1	0	0	0	0	N/A	N/A	0
2010	New Orleans	0/0	0	0	0	0.0	0.0	0	0	--	0	0	0	0	0	0	N/A	N/A	0
2011	New Orleans	2/2	13	12	1	1.0	1.0	0	0	--	0	1	1	0	0	0	N/A	N/A	0
2013	New Orleans	2/2	8	4	4	0.0	0.0	0	0	--	0	0	0	0	0	0	118	100%	0
<b>Totals</b>		<b>6/4</b>	<b>26</b>	<b>21</b>	<b>5</b>	<b>2.0</b>	<b>1.0</b>	<b>0</b>	<b>0</b>	<b>--</b>	<b>0</b>	<b>2</b>	<b>1</b>	<b>0</b>	<b>0</b>	<b>0</b>	<b>---</b>	<b>---</b>	<b>0</b>

## ADDITIONAL CAREER STATISTICS

**Blocked Field Goals:** 1 on 11/25/12 vs. SF (David Akers) **Special Teams FFs:** (3) - 2009 (2); 2014 (1) **Special Teams FRs:** (1) - 2009 (1)

## 2016 GAME-BY-GAME STATISTICS

Date	Opp	GP/S	Tot	Solo	Sk	Int	PD	FF	FR	Snaps	Pct
Sep 11	Cle	W 1/1	4	2	0.0	0	1	0	0	51	98%
Sep 19	at Chi	W 1/1	4	3	1.0	0	1	0	0	52	100%
Sep 25	Pit	W 1/1	7	4	0.0	0	3	0	0	60	100%
Oct 9	at Det	L 1/1	7	3	0.0	0	0	0	0	61	100%
Oct 16	at Was	L 1/1	8	7	0.0	1	1	0	0	74	100%
Oct 23	Min	W 1/1	7	6	0.0	0	1	0	1	76	100%
Oct 30	at Dal	L 1/1	10	9	0.0	0	0	0	0	78	100%
Nov 6	at NYG	L 1/1	6	3	0.0	0	1	0	0	64	100%
Nov 13	Atl	W 1/1	8	6	0.0	0	0	0	0	50	100%
Nov 20	at Sea	L 1/1	7	7	0.0	0	0	0	0	67	100%
Nov 28	GB	L 1/1	11	8	0.0	0	0	0	0	71	100%
Dec 4	at Cin	L 1/1	9	6	0.0	0	0	0	0	64	100%
Dec 11	Was	L 1/1	4	1	0.0	0	0	0	0	48	100%
Dec 18	at Bal	L 1/1	6	5	0.0	0	1	0	0	58	100%
Dec 22	NYG	W 1/1	10	7	0.0	2	3	0	0	89	100%
Jan 1	Dal	W 1/1	6	5	0.0	0	1	0	0	56	100%
<b>Totals</b>		<b>16/16</b>	<b>114</b>	<b>82</b>	<b>1.0</b>	<b>3</b>	<b>13</b>	<b>0</b>	<b>1</b>	<b>1019</b>	<b>99%</b>



## CAREER HIGHS

<b>Total Tackles</b>	14	9/20/15 vs. Dal.
<b>Solo Tackles</b>	10	2x, last: 9/20/14 vs. Dal.
<b>Sacks</b>	1.5	10/13/13 at NE
<b>INTs</b>	2	2x, last: 12/22/16 vs. NYG
<b>PDs</b>	3	8x, last: 12/22/16 vs. NYG
<b>FFs</b>	2	9/27/15 at NYJ
<b>FRs</b>	1	6x, last: 10/23/16 vs. Min.

## CAREER HIGHLIGHTS (Continued)

### 2016 - PHILADELPHIA EAGLES (16/16)

- Only four NFL players had 2 INT-TDs in 2016: **Malcolm Jenkins, Eric Berry, Deion Jones** and **Bradley Roby**. Jenkins joined **Lito Sheppard** (2 in 2004), **Eric Allen** (4 in 1993), **Seth Joyner** (2 in 1992) and **Bibbles Bawel** (2 in 1995) as the only Eagles with multiple INT-TDs in a single season
- Intercepted Giants QB **Eli Manning** twice (1 for TD) vs. NYG (12/22/16), giving him his second-career multi-INT game. Became the first Eagle with 2 INTs and 1 TD in a single game since **Dimitri Patterson** (11/15/10 at Was.). His performance earned him his fourth-career **NFC Defensive Player of the Week** award (second with the Eagles)
- In his 100th career start, became the first player in team history to record an INT-TD in three consecutive seasons after picking off Redskins QB **Kirk Cousins** for a 64-yard score at Was. (10/16/16)

### 2015 - PHILADELPHIA EAGLES (16/16)

- Earned his first trip to the **Pro Bowl** after posting career and team highs in tackles (120), PDs (15) and FFs (3)

# S MALCOLM JENKINS 27



2015 GAME-BY-GAME STATISTICS												
Date	Opp	GP/S	Tot	Solo	Sk	Int	PD	FF	FR	Snaps	Pct	
Sep 14	at Atl	L	1/1	8	6	0.0	0	3	0	0	75	97%
Sep 20	Dal	L	1/1	14	10	0.0	0	1	0	1	85	100%
Sep 27	at NYJ	W	1/1	5	3	0.0	0	1	2	0	79	100%
Oct 4	at Was	L	1/1	9	9	0.0	0	0	0	0	84	100%
Oct 11	NO	W	1/1	12	8	0.0	0	2	0	0	69	100%
Oct 19	NYG	W	1/1	3	2	0.0	0	0	1	0	68	100%
Oct 25	at Car	L	1/1	3	1	0.0	1	1	0	0	61	100%
Nov 8	at Dal	W	1/1	9	6	0.0	0	0	0	0	78	100%
Nov 15	Mia	L	1/1	10	9	0.0	0	1	0	0	67	100%
Nov 22	TB	L	1/1	5	4	0.0	0	1	0	0	78	100%
Nov 26	at Det	L	1/1	8	7	0.0	0	0	0	0	72	100%
Dec 6	at NE	W	1/1	5	4	0.0	1	1	0	0	89	100%
Dec 13	Buf	W	1/1	6	6	0.0	0	0	0	0	74	100%
Dec 20	Ari	L	1/1	7	3	0.0	0	0	0	0	76	100%
Dec 26	Was	L	1/1	7	7	0.0	0	2	0	0	75	100%
Jan 3	at NYG	W	1/1	9	7	0.0	0	2	0	0	84	100%
<b>Totals</b>			<b>16/16</b>	<b>120</b>	<b>92</b>	<b>0.0</b>	<b>2</b>	<b>15</b>	<b>3</b>	<b>1</b>	<b>1214</b>	<b>99%</b>

2014 GAME-BY-GAME STATISTICS												
Date	Opp	GP/S	Tot	Solo	Sk	Int	PD	FF	FR	Snaps	Pct	
Sep 7	Jax	W	1/1	7	4	0.0	0	0	0	0	73	100%
Sep 15	at Ind	W	1/1	8	3	0.0	1	1	0	0	72	100%
Sep 21	Was	W	1/1	8	3	0.0	1	1	0	0	78	100%
Sep 28	at SF	L	1/1	11	5	0.0	1	1	0	0	83	100%
Oct 5	StL	W	1/1	8	5	0.0	0	0	0	0	74	100%
Oct 12	NYG	W	1/1	8	3	0.0	0	1	0	0	64	100%
Oct 26	at Ari	L	1/1	7	6	0.0	0	1	0	0	70	100%
Nov 2	at Hou	W	1/1	1	1	0.0	0	1	0	0	60	100%
Nov 10	Car	W	1/1	8	4	0.0	0	1	0	0	82	100%
Nov 16	at GB	L	1/1	5	0	0.0	0	0	0	0	68	100%
Nov 23	Ten	W	1/1	5	5	0.0	0	2	0	0	63	93%
Nov 27	at Dal	W	1/1	7	5	0.0	0	0	0	0	61	100%
Dec 7	Sea	L	1/1	6	5	0.0	0	1	0	1	86	100%
Dec 14	Dal	L	1/1	12	10	0.0	0	0	0	0	82	100%
Dec 20	at Was	L	1/1	4	3	0.0	0	1	0	0	57	100%
Dec 28	at NYG	W	1/1	8	6	0.0	0	3	0	0	80	100%
<b>Totals</b>			<b>16/16</b>	<b>113</b>	<b>68</b>	<b>0.0</b>	<b>3</b>	<b>14</b>	<b>0</b>	<b>1</b>	<b>1153</b>	<b>99%</b>

## CAREER HIGHLIGHTS (Continued)

- Garnered **NFC Defensive Player of the Week** honors for the third time in his career after returning a 99-yard INT to the end zone off of Patriots QB **Tom Brady** at NE (12/6/15)

### 2014 - PHILADELPHIA EAGLES (16/16)

- Led the Eagles with 113 tackles and ranked 2nd on the team with 3 INTs
- Became the first Eagles safety to produce an INT in three consecutive games since **Brian Dawkins** in 2004 after picking off 49ers QB **Colin Kaepernick** at SF (9/28/14) and returning it 53 yards for a score
- Intercepted his first pass as an Eagle at Ind. (9/15/14), picking off Colts QB **Andrew Luck** in the fourth quarter. Jenkins' INT led to a game-tying TD in a win over the Colts

### 2013 - NEW ORLEANS SAINTS (14/14, Playoffs: 2/2)

- Tallied a career-high 2.5 sacks and added 68 tackles, 6 PDs, 2 INTs and 2 FFs
- Set a single-game career high with 1.5 sacks of Patriots QB **Tom Brady** at NE (10/13/13)

### 2012 - NEW ORLEANS SAINTS (13/13)

- Blocked a FG in the fourth quarter vs. SF (11/25/12) and finished the game with 7 tackles and 1 PD
- Intercepted Raiders QB **Carson Palmer** and returned the pick 55 yards for a TD at Oak. (11/18/12)

### 2011 - NEW ORLEANS SAINTS (15/15, Playoffs: 2/2)

- Collared his first-career postseason sack against 49ers QB **Alex Smith** in the NFC Divisional game at SF (1/14/12)
- Recovered a fumble and returned it 30 yards for a TD vs. Atl. (12/26/11)



TOUCHDOWNS		
Date	Opponent	TDs
12/6/15	at New England Patriots (W, 35-28)	99-yard INT
12/12/10	vs. St. Louis Rams (W, 31-13)	96-yard INT
10/16/16	at Washington Redskins (L, 20-27)	64-yard INT
11/18/12	at Oakland Raiders (W, 38-17)	55-yard INT
9/28/14	at San Francisco 49ers (L, 21-26)	53-yard INT
12/22/16	vs. New York Giants (W, 24-19)	34-yard INT
12/26/11	vs. Atlanta Falcons (W, 45-16)	30-yard FR

# S MALCOLM JENKINS 27



2013 GAME-BY-GAME STATISTICS (NO)												
Date	Opp	GP/S	Tot	Solo	Sk	Int	PD	FF	FR	Snaps	Pct	
Sep 8	Atl	W 1/1	6	4	0.0	0	0	1	0	56	100%	
Sep 15	at TB	W 1/1	2	2	0.0	1	1	0	0	59	100%	
Sep 22	Ari	W 1/1	3	2	0.0	0	1	0	0	58	100%	
Sep 30	Mia	W 1/1	7	3	0.0	0	0	0	0	54	90%	
Oct 6	at Chi	W 1/1	3	3	1.0	0	0	1	0	56	100%	
Oct 13	at NE	L 1/1	8	3	1.5	0	1	0	0	87	100%	
Oct 27	Buf	W 1/1	5	4	0.0	0	0	0	0	32	45%	
Nov 3	at NYJ	L 0/0	INACTIVE (KNEE)									
Nov 10	Dal	W 0/0	INACTIVE (KNEE)									
Nov 17	SF	W 1/1	2	1	0.0	0	1	0	0	57	100%	
Nov 21	at Atl	W 1/1	5	3	0.0	0	1	0	0	68	100%	
Dec 2	at Sea	L 1/1	10	7	0.0	0	0	0	0	71	100%	
Dec 8	Car	W 1/1	9	6	0.0	0	0	0	0	63	100%	
Dec 15	at StL	L 1/1	4	4	0.0	0	0	0	0	54	100%	
Dec 22	at Car	L 1/1	3	2	0.0	1	1	0	0	44	100%	
Dec 29	TB	W 1/1	1	0	0.0	0	0	0	0	60	92%	
<b>Totals</b>		<b>14/14</b>	<b>68</b>	<b>44</b>	<b>2.5</b>	<b>2</b>	<b>6</b>	<b>2</b>	<b>0</b>	<b>819</b>	<b>84%</b>	
PLAYOFFS												
Jan 4	at Phi	W 1/1	3	3	0.0	0	0	0	0	58	100%	
Jan 11	at Sea	L 1/1	5	1	0.0	0	0	0	0	60	100%	
<b>Totals</b>		<b>2/2</b>	<b>8</b>	<b>4</b>	<b>0.0</b>	<b>0</b>	<b>0</b>	<b>0</b>	<b>0</b>	<b>118</b>	<b>100%</b>	

## CAREER HIGHLIGHTS (Continued)

- Strip-sacked Rams QB **A.J. Feeley**, resulting in a recovery for a TD by **Jonathan Vilma** at StL (10/30/11)

### 2010 - NEW ORLEANS SAINTS (15/15)

- Earned *Associated Press* second-team **All-Pro** honors and was named to the *USA Today* All-Joe team in his first season at safety
- Became the first Saints defender since 2001 to earn multiple **NFC Defensive Player of the Week** honors when he did so in Weeks 12 and 14 of the 2010 campaign
- Picked off Rams QB **Sam Bradford** twice in Saints territory, one of which he returned for a 96-yard TD in a win vs. StL (12/12/10). His 96-yard INT-TD was the 4th-longest in franchise history. Added another pick in the red zone in the second half, making his 105 INT-return yards the 2nd-most in Saints history

### 2009 - NEW ORLEANS SAINTS (14/6, Playoffs: 2/0)

- As a rookie, recorded 55 tackles with 4 PDs and 1 INT for the Super Bowl XLIV-winning Saints
- Made his first-career start at TB (11/22/09) and picked off Buccaneers QB **Josh Freeman** for his first-career INT

## COLLEGE HIGHLIGHTS

- Was a four-year letterman at Ohio State, where he started 45 career games and totaled 196 tackles, 18 PDs and 11 INTs, including 2 TDs, along with 3 blocked punts and 4 FFs

2012 GAME-BY-GAME STATISTICS (NO)												
Date	Opp	GP/S	Tot	Solo	Sk	Int	PD	FF	FR	Snaps	Pct	
Sep 9	Was	L 1/1	5	3	0.0	0	0	0	0	75	100%	
Sep 16	at Car	L 1/1	10	8	0.0	0	0	0	0	63	100%	
Sep 23	KC	L 1/1	8	7	0.0	0	1	0	0	94	100%	
Sep 30	at GB	L 1/1	10	8	0.0	0	0	0	0	70	100%	
Oct 7	SD	W 1/1	4	1	0.0	0	1	0	0	69	100%	
Oct 21	at TB	W 1/1	9	6	0.0	0	0	0	0	73	100%	
Oct 28	at Den	L 1/1	9	8	0.0	0	0	0	0	71	96%	
Nov 5	Phi	W 1/1	13	7	0.0	0	0	0	0	79	100%	
Nov 11	Atl	W 1/1	10	5	0.0	0	3	0	0	73	100%	
Nov 18	at Oak	W 1/1	6	5	0.0	1	1	0	0	73	100%	
Nov 25	SF	L 1/1	7	4	0.0	0	1	0	0	60	100%	
Nov 29	at Atl	L 1/1	3	3	0.0	0	0	0	0	58	100%	
Dec 9	at NYG	L 1/1	0	0	0.0	0	0	0	0	15	22%	
PLACED ON INJURED RESERVE (HAMSTRING) ON 12/15/12												
<b>Totals</b>			<b>13/13</b>	<b>94</b>	<b>65</b>	<b>0.0</b>	<b>1</b>	<b>7</b>	<b>0</b>	<b>873</b>	<b>77%</b>	

2011 GAME-BY-GAME STATISTICS (NO)												
Date	Opp	GP/S	Tot	Solo	Sk	Int	PD	FF	FR	Snaps	Pct	
Sep 8	at GB	W 1/1	5	4	0.0	0	1	0	0	N/A	N/A	
Sep 18	Chi	W 1/1	5	2	0.0	0	1	0	0	N/A	N/A	
Sep 25	Hou	W 1/1	5	4	0.0	0	0	0	0	N/A	N/A	
Oct 2	at Jax	W 1/1	3	3	0.0	0	0	0	0	N/A	N/A	
Oct 9	at Car	W 1/1	6	6	0.0	0	0	0	0	N/A	N/A	
Oct 16	at TB	W 1/1	7	6	0.0	0	2	0	0	N/A	N/A	
Oct 23	Ind	W 1/1	2	2	0.0	0	0	0	0	N/A	N/A	
Oct 30	at StL	W 1/1	5	5	1.0	0	1	1	0	N/A	N/A	
Nov 6	TB	W 1/1	3	2	0.0	0	0	0	0	N/A	N/A	
Nov 13	at Atl	W 1/1	8	7	0.0	0	0	0	0	N/A	N/A	
Nov 28	NYG	W 1/1	8	5	0.0	0	1	0	0	N/A	N/A	
Dec 4	Det	W 1/1	7	6	0.0	0	1	0	0	N/A	N/A	
Dec 11	at Ten	W 1/1	10	8	0.0	0	0	0	0	N/A	N/A	
Dec 18	at Min	L 1/1	2	2	0.0	0	0	0	0	N/A	N/A	
Dec 26	Atl	L 1/1	1	1	0.0	0	2	0	1	N/A	N/A	
Jan 1	Car	L 0/0	INACTIVE (NECK)									
<b>Totals</b>			<b>15/15</b>	<b>77</b>	<b>63</b>	<b>1.0</b>	<b>0</b>	<b>9</b>	<b>1</b>	<b>1</b>	<b>N/A</b>	<b>N/A</b>
PLAYOFFS												
Jan 7	Det	W 1/1	5	4	0.0	0	0	0	0	N/A	N/A	
Jan 14	at SF	L 1/1	8	8	1.0	0	1	0	0	N/A	N/A	
<b>Totals</b>			<b>2/2</b>	<b>13</b>	<b>12</b>	<b>1.0</b>	<b>0</b>	<b>1</b>	<b>0</b>	<b>0</b>	<b>N/A</b>	<b>N/A</b>



# S MALCOLM JENKINS 27



## 2010 GAME-BY-GAME STATISTICS (NO)

Date	Opp	GP/S	Tot	Solo	Sk	Int	PD	FF	FR	Snaps	Pct
Sep 9	Min	W 1/1	2	1	0.0	0	1	0	0	N/A	N/A
Sep 20	at SF	W 1/1	6	5	0.0	0	0	0	1	N/A	N/A
Sep 26	Atl	L 1/1	7	5	0.0	0	0	0	0	N/A	N/A
Oct 3	Car	W 1/1	4	4	1.0	0	0	0	0	N/A	N/A
Oct 10	at Ari	L 1/1	3	3	0.0	0	1	0	0	N/A	N/A
Oct 17	at TB	W 1/1	6	6	0.0	0	3	0	0	N/A	N/A
Oct 24	Cle	L 1/1	9	8	0.0	0	0	0	0	N/A	N/A
Oct 31	Pit	W 1/1	5	4	0.0	0	3	0	0	N/A	N/A
Nov 7	at Car	W 1/1	3	2	0.0	0	0	0	0	N/A	N/A
Nov 21	Sea	W 0/0	INACTIVE (NECK)								
Nov 25	at Dal	W 1/1	4	3	0.0	0	0	1	1	N/A	N/A
Dec 5	at Cin	W 1/1	6	4	0.0	0	0	0	0	N/A	N/A
Dec 12	StL	W 1/1	4	4	0.0	2	3	0	0	N/A	N/A
Dec 19	at Bal	L 1/1	2	2	0.0	0	0	0	0	N/A	N/A
Dec 27	at Atl	W 1/1	1	1	0.0	0	1	0	0	N/A	N/A
Jan 2	TB	L 1/1	2	2	0.0	0	0	0	0	N/A	N/A
<b>Totals</b>		<b>15/15</b>	<b>64</b>	<b>54</b>	<b>1.0</b>	<b>2</b>	<b>12</b>	<b>1</b>	<b>2</b>	<b>N/A</b>	<b>N/A</b>

## PLAYOFFS

Jan 8	at Sea	L 0/0	INACTIVE (KNEE)								
<b>Totals</b>		<b>0/0</b>	<b>0</b>	<b>0</b>	<b>0.0</b>	<b>0</b>	<b>0</b>	<b>0</b>	<b>0</b>	<b>N/A</b>	<b>N/A</b>



## 2009 GAME-BY-GAME STATISTICS (NO)

Date	Opp	GP/S	Tot	Solo	Sk	Int	PD	FF	FR	Snaps	Pct
Sep 13	Det	W 1/0	1	1	0.0	0	0	0	0	N/A	N/A
Sep 20	at Phi	W 1/0	3	3	0.0	0	0	0	0	N/A	N/A
Sep 27	at Buf	W 1/0	2	2	0.0	0	0	0	0	N/A	N/A
Oct 4	NYJ	W 0/0	INACTIVE (ANKLE)								
Oct 18	NYG	W 1/0	0	0	0.0	0	0	0	0	N/A	N/A
Oct 25	at Mia	W 0/0	INACTIVE (ANKLE)								
Nov 2	Atl	W 1/0	0	0	0.0	0	0	0	0	N/A	N/A
Nov 8	Car	W 1/0	2	2	0.0	0	0	0	0	N/A	N/A
Nov 15	at StL	W 1/0	2	2	0.0	0	0	0	0	N/A	N/A
Nov 22	at TB	W 1/1	7	5	0.0	1	2	0	0	N/A	N/A
Nov 30	NE	W 1/1	8	8	0.0	0	1	0	0	N/A	N/A
Dec 6	at Was	W 1/1	9	9	0.0	0	1	0	0	N/A	N/A
Dec 13	at Atl	W 1/1	4	4	0.0	0	0	0	0	N/A	N/A
Dec 19	Dal	L 1/1	7	5	0.0	0	0	0	0	N/A	N/A
Dec 27	TB	L 1/1	10	8	0.0	0	0	0	0	N/A	N/A
Jan 3	at Car	L 1/0	0	0	0.0	0	0	0	0	N/A	N/A
<b>Totals</b>		<b>14/6</b>	<b>55</b>	<b>49</b>	<b>0.0</b>	<b>1</b>	<b>4</b>	<b>0</b>	<b>0</b>	<b>N/A</b>	<b>N/A</b>

## PLAYOFFS

Jan 16	Ari	W 1/0	0	0	0.0	0	0	0	0	N/A	N/A
Jan 24	Min	W 0/0	INACTIVE (HAMSTRING)								
Feb 7	at Ind	W 1/0	5	5	0.0	0	1	0	0	N/A	N/A
<b>Totals</b>		<b>2/0</b>	<b>5</b>	<b>5</b>	<b>0.0</b>	<b>0</b>	<b>1</b>	<b>0</b>	<b>0</b>	<b>N/A</b>	<b>N/A</b>

## COLLEGE HIGHLIGHTS (Continued)

- Earned All-Big Ten honors in each of his final three seasons with the Buckeyes
- A team captain and consensus All-America selection as a senior in 2008, was honored with the Jim Thorpe Award, which is given to the nation's top defensive back, after recording a career-high 57 tackles, 3 INTs, 3 FFs, 2 blocked punts and 1 sack
- As a junior in 2007, earned second-team *Associated Press* All-America honors and was a semifinalist for the Jim Thorpe Award after leading the secondary with 44 tackles and 4 INTs, including an INT-TD
- Was a first-team All-Big Ten selection as a sophomore, posting 55 tackles and 4 INTs, including a 61-yard TD

## TRANSACTIONS

- 2009** Drafted by NO in 1st round (14th overall)  
*Signed 5-year contract*
- 12/15/12** Placed on Injured Reserve (hamstring)
- 3/11/14** Signed by PHI to 3-year contract
- 2/22/16** Agreed to terms with PHI on 5-year contract

# DT TIM JERNIGAN 93



**6-2 | 295**  **4th Year**  
**BORN: Sept. 24, 1992 (Age 24)**

**Lake City,  
Florida** 

**Columbia  
High School**



**Florida State**  
**D2-14 (48th overall)**  
**by Baltimore**  
**Acquired: T-Bal-2017**



Originally selected by the Ravens in the 2nd round (48th overall) of the 2014 NFL Draft, **Tim Jernigan** was acquired by the Eagles in a trade with Baltimore on April 4, 2017. In 43 career regular-season games, Jernigan has recorded 91 tackles (45 solo), 35 hurries, 16.0 TFL, 13.0 sacks, 3 PDs and 1 FR. The 24-year-old interior lineman has produced 4.0+ sacks in three straight years, including a career-high 5.0 QB takedowns in 2016.

## MOST SACKS

**BALTIMORE RAVENS IN 2016**

Terrell Suggs	8.0
<b>Tim Jernigan</b>	<b>5.0</b>
Matt Judon	4.0

## TACKLES FOR LOSS

**BALTIMORE RAVENS IN 2016**

Terrell Suggs	11.0
<b>Tim Jernigan</b>	<b>9.0</b>
Zach Orr	6.0

## THREE STEP DROP

**First job: Bag boy at Winn-Dixie**

**Hobbies: Antique cars. Owns 1964 and 1972 Chevrolet Impalas**

**Bucket list: Learning how to ski**

**If he could play another sport:**

**“Every big man dreams of being a point guard. I would’ve definitely been a point guard if I could’ve had it my way.”**

**Best players he’s lined up against:**

**Mike and Maurkice Pouncey**

**Favorite athletes: Muhammad Ali, Mike Tyson, Terrell Owens**

**Moment left star struck: Meeting Michael Vick after playing the Steelers in 2015**

**Favorite movie: Next Friday**

**Favorite TV show: Power**

**Favorite music: Rick Ross**

## CAREER HIGHLIGHTS

**2016 - BALTIMORE RAVENS (16/15)**

- Produced 31 tackles (16 solo) and recorded career highs with 9.0 TFL and 5.0 sacks for a Ravens defense that allowed the 5th-fewest rushing yards (89.4 ypg) in the NFL and ranked 7th overall (322.1 ypg)
- Intercepted a Steelers QB **Ben Roethlisberger** pass tipped by DT **Brandon Williams** for his first-career INT in the 21-14 victory vs. Pit. (11/6/16)
- Recorded his first-career fumble recovery and tallied 4 tackles, 2 hurries and 1.0 sack at NYJ (10/23/16)
- Posted 2 tackles, a career-high 2 PDs (one of which led to an INT) and 1.0 sack in the 19-17 win at Jax. (9/25/16)



## JERNIGAN'S CAREER STATISTICS

Year	Team	GP/S	TACKLES					PASS DEFENSE						FUMBLES			DEF SNAPS	
			Total	Solo	Asst	TFL	Sacks	Int	Yds	Lg	TD	PD	Hur	FF	FR	Yds	No	Pct
2014	Baltimore	12/3	23	11	12	3.0	4.0	0	0	--	0	0	10	0	0	0	304	28%
2015	Baltimore	15/6	37	18	19	4.0	4.0	0	0	--	0	0	14	0	0	0	531	50%
2016	Baltimore	16/15	31	16	15	9.0	5.0	1	0	0	0	3	11	0	1	0	630	60%
<b>Totals</b>		<b>43/24</b>	<b>91</b>	<b>45</b>	<b>46</b>	<b>16.0</b>	<b>13.0</b>	<b>1</b>	<b>0</b>	<b>0</b>	<b>0</b>	<b>3</b>	<b>35</b>	<b>0</b>	<b>1</b>	<b>0</b>	<b>---</b>	<b>---</b>

PLAYOFFS																		
Year	Team	GP/S	Total	Solo	Asst	TFL	Sacks	Int	Yds	Lg	TD	PD	Hur	FF	FR	Yds	No	Pct
2014	Baltimore	1/0	2	2	0	1.0	1.0	0	0	--	0	0	2	0	0	0	18	26%
<b>Totals</b>		<b>1/0</b>	<b>2</b>	<b>2</b>	<b>0</b>	<b>1.0</b>	<b>1.0</b>	<b>0</b>	<b>0</b>	<b>--</b>	<b>0</b>	<b>0</b>	<b>2</b>	<b>0</b>	<b>0</b>	<b>0</b>	<b>---</b>	<b>---</b>

## CAREER HIGHS

<b>Total Tackles</b>	6	3x, last: 9/18/16 at Cle.
<b>Solo Tackles</b>	4	9/18/16 at Cle.
<b>Sacks</b>	2.0	12/14/14 vs. Jax.
<b>Hurries</b>	5	12/14/14 vs. Jax.
<b>PDs</b>	2	9/25/16 at Jax.
<b>FFs</b>	-	---
<b>FRs</b>	1	10/23/16 at NYJ

## 2016 GAME-BY-GAME STATISTICS (BAL)

Date	Opp	GP/S	Tot	Solo	Sk	Hur	PD	FF	FR	Snaps	Pct
Sep 11	Buf	W	1/1	2	2	1.0	2	0	0	34	69%
Sep 18	at Cle	W	1/1	6	4	1.0	3	0	0	43	69%
Sep 25	at Jax	W	1/1	2	2	1.0	1	2	0	47	71%
Oct 2	Oak	L	1/1	2	0	0.0	0	0	0	43	72%
Oct 9	Was	L	1/1	4	2	0.0	1	0	0	41	62%
Oct 16	at NYG	L	1/1	2	0	0.0	0	0	0	48	72%
Oct 23	at NYJ	L	1/1	4	1	1.0	2	0	0	38	56%
Nov 6	Pit	W	1/1	2	0	0.0	0	1	0	46	67%
Nov 10	Cle	W	1/1	2	2	1.0	1	0	0	35	70%
Nov 20	at Dal	L	1/0	1	0	0.0	0	0	0	21	30%
Nov 27	Cin	W	1/1	1	0	0.0	0	0	0	49	65%
Dec 4	Mia	W	1/1	2	2	0.0	0	0	0	35	57%
Dec 12	at NE	L	1/1	0	0	0.0	1	0	0	34	49%
Dec 18	Phi	W	1/1	0	0	0.0	0	0	0	49	56%
Dec 25	at Pit	L	1/1	0	0	0.0	0	0	0	33	57%
Jan 1	at Cin	L	1/1	1	1	0.0	0	0	0	34	50%
<b>Totals</b>			<b>16/15</b>	<b>31</b>	<b>16</b>	<b>5.0</b>	<b>11</b>	<b>3</b>	<b>0</b>	<b>630</b>	<b>60%</b>

## CAREER HIGHLIGHTS (Continued)

- Tied his career-high with 6 tackles (4 solo) and notched 1.0 sack, 3 hurries and 2 TFL in a 25-20 win at Cle. (9/18/16)

### 2015 - BALTIMORE RAVENS (15/6)

- Established a career high with 37 tackles (18 solo) for a Ravens defense (337.4 ypg) that ranked 8th in the NFL. Also added 4.0 sacks for a second-consecutive season
- Led all Ravens defensive linemen with a career-high-tying 6 tackles at Cin. (1/3/16)

### 2014 - BALTIMORE RAVENS (12/3, Playoffs: 1/0)

- Contributed 23 tackles (11 solo) and 4.0 sacks for a Ravens defense that finished 2nd in the NFL (tied with Philadelphia) with 49.0 sacks (Buffalo - 54.0)
- Saw action in his first-career postseason game, posting 2 tackles and 1.0 sack in the Divisional playoff at NE (1/10/15)
- Started his first-career game vs. Jax. (12/14/14), tallying 4 tackles (3 solo) and a career-high 2.0 sacks for a defense that had a season-high 8.0 sacks in the 20-12 win
- Collected 4 tackles and his first-career sack in the 21-7 victory vs. Ten. (11/9/14)
- Saw action in his first-career NFL game and recorded the first tackles (2) of his career vs. Cin. (9/7/14)



## BIRDSEED

Jernigan prepped at Columbia High School (Lake City, FL), where he earned U.S. Army All-American and All-USA first-team defense recognition (*USA Today*), was named to the 2010 All-First Coast first-team (*Florida Times-Union*) and was rated a five-star defensive lineman (*Scout.com*). Jernigan recorded 77 tackles, 32 TFL, 14.0 sacks and 1 INT as a senior, while also scoring 4 goal-line TDs as a short-yardage running back.



2015 GAME-BY-GAME STATISTICS (BAL)													
Date	Opp	GP/S	Tot	Solo	Sk	Hur	PD	FF	FR	Snaps	Pct		
Sep 13	at Den	L	0/0	INACTIVE (KNEE)									
Sep 20	at Oak	L	1/1	0	0	0.0	2	0	0	0	36	49%	
Sep 27	Cin	L	1/0	4	1	0.0	0	0	0	0	32	44%	
Oct 1	at Pit	W	1/0	1	1	0.0	0	0	0	0	17	27%	
Oct 11	Cle	L	1/0	1	1	1.0	1	0	0	0	36	41%	
Oct 18	at SF	L	1/1	3	1	0.5	2	0	0	0	36	61%	
Oct 26	at Ari	L	1/0	0	0	0.0	0	0	0	0	23	37%	
Nov 1	SD	W	1/0	2	2	1.0	1	0	0	0	23	34%	
Nov 15	Jax	L	1/1	2	1	0.0	1	0	0	0	45	61%	
Nov 22	StL	W	1/1	4	1	0.0	0	0	0	0	48	79%	
Nov 30	at Cle	W	1/1	3	2	0.5	3	0	0	0	42	61%	
Dec 6	at Mia	L	1/0	0	0	0.0	2	0	0	0	30	63%	
Dec 13	Sea	L	1/0	4	1	0.0	0	0	0	0	39	56%	
Dec 20	KC	L	1/0	6	3	0.0	0	0	0	0	40	71%	
Dec 27	Pit	W	1/0	1	1	1.0	2	0	0	0	42	69%	
Jan 3	at Cin	L	1/1	6	3	0.0	0	0	0	0	42	69%	
<b>Totals</b>			<b>15/6</b>	<b>37</b>	<b>18</b>	<b>4.0</b>	<b>14</b>	<b>0</b>	<b>0</b>	<b>0</b>	<b>531</b>	<b>50%</b>	

## COLLEGE HIGHLIGHTS

- Played in 40 games (16 starts) at Florida State, totaling 139 tackles (73 solo), 25 TFL, 8.5 sacks, 1 PD and 1 FR
- Registered a career-high 63 tackles (35 solo), a team-high 11 TFL and 4.5 sacks, helping lead the NCAA's No. 3 overall (281.4 ypg) defense as a junior in 2013
- Helped the Seminoles win the BCS National Championship over Auburn in a dramatic 34-31 game
- Named a first-team (*The NFL Draft Report* and *ESPN.com*) and second-team (*Football Writers Association*, *Associated Press*, *USA Today*, *CBSSports.com* and *Sports Illustrated*) All-American and earned first-team All-Atlantic Coast Conference accolades (league coaches) in 2013

## TRANSACTIONS

- 2014** Drafted by BAL in 2nd round (48th overall)  
Signed 4-year contract
- 4/4/17** Traded with 2017 3rd-round draft choice (99th overall) from BAL to PHI for 2017 3rd-round draft choice (74th overall)

2014 GAME-BY-GAME STATISTICS (BAL)												
Date	Opp	GP/S	Tot	Solo	Sk	Hur	PD	FF	FR	Snaps	Pct	
Sep 7	Cin	L	1/0	2	0	0.0	0	0	0	0	14	21%
Sep 11	Pit	W	1/0	1	0	0.0	0	0	0	0	16	27%
Sep 21	at Cle	W	0/0	INACTIVE (KNEE)								
Sep 28	Car	W	0/0	INACTIVE (KNEE)								
Oct 5	at Ind	L	0/0	INACTIVE (KNEE)								
Oct 12	at TB	W	0/0	INACTIVE (KNEE)								
Oct 19	Atl	W	1/0	0	0	0.0	0	0	0	0	23	35%
Oct 26	at Cin	L	1/0	2	1	0.0	0	0	0	0	17	25%
Nov 2	at Pit	L	1/0	2	1	0.0	0	0	0	0	20	29%
Nov 9	Ten	W	1/0	4	1	1.0	1	0	0	0	15	27%
Nov 24	at NO	W	1/0	0	0	0.0	0	0	0	0	29	40%
Nov 30	SD	L	1/0	1	1	1.0	1	0	0	0	17	24%
Dec 7	at Mia	W	1/0	1	1	0.0	1	0	0	0	32	56%
Dec 14	Jax	W	1/1	4	3	2.0	5	0	0	0	43	63%
Dec 21	at Hou	L	1/1	4	2	0.0	2	0	0	0	56	67%
Dec 28	Cle	W	1/1	2	1	0.0	0	0	0	0	22	34%
<b>Totals</b>			<b>12/3</b>	<b>23</b>	<b>11</b>	<b>4.0</b>	<b>10</b>	<b>0</b>	<b>0</b>	<b>0</b>	<b>304</b>	<b>28%</b>

PLAYOFFS												
Jan 3	at Pit	W	0/0	INACTIVE (FOOT/ANKLE)								
Jan 10	at NE	L	1/0	2	2	1.0	2	0	0	0	18	26%
<b>Totals</b>			<b>1/0</b>	<b>2</b>	<b>2</b>	<b>1.0</b>	<b>2</b>	<b>0</b>	<b>0</b>	<b>0</b>	<b>18</b>	<b>13%</b>



# T LANE JOHNSON 65



**6-6 | 317**  **5th Year**  
**BORN: May 8, 1990 (Age 27)**



**Oklahoma**  
**D1-13 (4th overall)**  
**by Philadelphia**



A physically gifted athlete who played collegiately as a quarterback, tight end and defensive lineman at Oklahoma before transitioning to the offensive line in 2011, **Lane Johnson** was selected by the Philadelphia Eagles with the No. 4-overall pick in the 2013 NFL Draft. During the 2016 offseason, Johnson signed a new six-year contract with the Eagles.

## CAREER HIGHLIGHTS

- Started all 16 games in 2015, opening 14 contests at RT and making his first two career starts at LT at Dal. (11/8/15) and vs. Mia. (11/15/15)
- Opened 12 contests at RT in 2014, helping pave the way for the NFL's 3rd-leading rusher, **LeSean McCoy** (1,319 yards), while allowing just one sack
- In 2013, helped the Eagles set then-team records in both points scored (442) and total net yards (6,676). Was part of an offensive line that blocked for the NFL's leading rusher, **LeSean McCoy**, who posted a franchise-record 1,607 yards
- Made his NFL debut at Was. (9/9/13), becoming the first Eagles rookie to start at tackle on opening day since **John Welbourn** in 1999

## THREE STEP DROP

**Hobbies: Hunting and fishing**

**Funniest Eagle: Allen Barbre**

**Favorite movie: *Forrest Gump***

**Favorite TV show: *Impractical Jokers***

**First job: Grave digger in high school**

**Biggest pet peeve: Drivers that take a long time to make a turn**

**Favorite teams/athletes growing up: Houston Rockets, Green Bay Packers & Brett Favre**

**If he could play another sport, what position: Small forward, Houston Rockets**

**Three favorite throwback jerseys: Hakeem Olajuwon, Houston Rockets; Michael Vick, Atlanta Falcons; Bo Jackson, Los Angeles Raiders**

## IN THE TRENCHES

**Best part of being an offensive lineman: Being physical and the brotherhood that exists with his fellow linemen**

**Worst part about being 6-6, 317: Not having the beach body you want**

**Most underrated aspect of the position: Athleticism**

**Best player he has lined up against: Dwight Freeney**



# T LANE JOHNSON 65



## LIFE IN THE FAST LANE

Johnson did not start playing football until the 7th grade when he was a quarterback for his middle school team in Coldspring, TX. He earned all-state honors as a QB in high school, but did not receive a scholarship offer.

He began his college career at Kilgore (TX) College, where, at 202 pounds, he quarterbacked the Rangers in 2008. After transferring to Oklahoma as a tight end in 2009, he redshirted for one year before playing tight end and defensive end in 2010.

He finally settled in as a right tackle in 2011 before moving to the left side in 2012.

## MOTHER'S INFLUENCE

Johnson credits his mother, Ray Ann, for being where he is today. Ray Ann has a degree in criminal justice and works as a social worker with death-row inmates at a prison in Riverside, TX. Lane was proud to purchase his mother a new home in 2014.

"She was a single mother and she raised me by herself. She didn't have a lot, but she made sure I was happy."

## FAMILY TIES

Johnson leans on the advice of his father-in-law, John Goodman, who played defensive line for the Pittsburgh Steelers from 1981-85.

"He's been a mentor to me. He's been in my shoes - been there, done that. He's taught me how to best work through adversity and the tough times."



@Lanejohnson65

## STRONG IMPRESSION

Before transferring to Oklahoma, Johnson played one year at Kilgore (TX) College for head coach J.J. Eckert. Eckert on Johnson's progression:

"One day we were in a goal-line drill and we were short a tight end due to injuries, and we have this big monster (Johnson) sitting right next to us. We said, 'Could you go play tight end on this play? Just run through the C-gap and if you see someone, just hit 'em. Well, he pancaked a linebacker and Division I college coaches were there and his stock went high basically just on one play in a goal-line drill."

## SMALL TOWN ROOTS

Johnson's graduating class from Groveton High School consisted of just 35 students. In fact, Groveton's listed population in 2010 was just 1,057.

Johnson played quarterback and safety at Groveton, where he was an all-region and honorable mention all-state selection. Johnson also lettered in track and field, as he placed 4th in the shot put at the state's track championships. He was also a member of Groveton's baseball and basketball teams.

## BIRDSEED

Johnson and his wife, Chelsea, reside in Edmond, OK. They have a son, Jace; a daughter, Journey Lane; and a dog, Mox. Johnson majored in human relations at Oklahoma.

## COLLEGE HIGHLIGHTS

- As a senior in 2012, started 11 games at left tackle and garnered third-team All-America accolades from CBSsports.com and second-team All-Big 12 honors from the conference's coaches. Anchored a Sooner offense that ranked 12th in the nation with 497.9 total yards per game and registered a team-best 123 knockdowns. Also led the Big 12 with 19 TD-resulting blocks
- Started 12 games at right tackle as a junior in 2011 as the Sooners ranked 10th in the nation in scoring (39.5 ppg), 5th in offense (512.3 ypg) and 5th in passing (349.4 ypg), while allowing the 7th-fewest sacks in the nation (11)
- Began his sophomore season in 2010 as a tight end before converting to a defensive lineman
- Was a two-time Academic All-Big 12 first-team honoree
- Redshirted in 2009 after transferring from Kilgore (TX) College
- Appeared in nine games as a reserve QB at Kilgore, completing 32 of 61 passes for 510 yards, 3 TDs and 7 INTs, while adding 24 yards and 1 TD on 17 carries

## TRANSACTIONS

- 2013** Drafted by PHI in 1st round (4th overall)  
*Signed 4-year contract*
- 7/23/14** Suspended by NFL for four games
- 9/29/14** Activated from reserve/suspended list
- 1/29/16** Signed 6-year contract through 2021
- 10/11/16** Suspended by NFL for 10 games
- 12/20/16** Activated from reserve/suspended list

JOHNSON'S CAREER SERVICE						
			STARTS		OFF SNAPS	
Year	Team	GP/S	LT	RT	No	Pct
2013	Philadelphia	16/16	0	16	1102	100%
2014	Philadelphia	12/12	0	12	889	76%
2015	Philadelphia	16/16	2	14	1156	100%
2016	Philadelphia	6/6	0	6	407	36%
<b>Totals</b>		<b>50/50</b>	<b>2</b>	<b>48</b>	<b>---</b>	<b>---</b>
PLAYOFFS						
2013	Philadelphia	1/1	0	1	58	100%
<b>Totals</b>		<b>1/1</b>	<b>0</b>	<b>1</b>	<b>---</b>	<b>---</b>

# WR MARCUS JOHNSON 14



**6-1 | 204**  **1st Year**  
**BORN: August 5, 1994 (Age 23)**



**Texas**  
**Acquired: UDFA 2016**



Marcus Johnson originally signed with the Eagles in the 2016 offseason as an undrafted free agent and spent time on the Eagles practice squad last season. During his four-year collegiate career at Texas, Johnson played in 42 games (18 starts) and totaled 61 catches for 793 yards (13.0 avg.) and 4 TDs.

## THREE STEP DROP

**First job: Worked as a landscaper in high school**

**If he could play another pro sport: Outfield, New York Yankees**

**Favorite meal: His mother's jambalaya**

**Favorite movies: Any horror film**

**Favorite TV show: American Horror Story**

**Favorite musician: Lil Wayne**

**Favorite Halloween costume: The "Scream" outfit**

**Three favorite throwback jerseys: Allen Iverson, Philadelphia 76ers  
Wilt Chamberlain, L.A. Lakers  
Babe Ruth, NY Yankees**

## TRANSACTIONS

**2016** Signed by PHI as UDFA  
**9/3/16** Waived by PHI  
**9/4/16** Signed by PHI to practice squad  
**9/13/16** Released by PHI from practice squad  
**12/2/16** Signed by PHI to practice squad  
**1/2/17** Re-signed by PHI

## BIRDSEED

 @Mojomdj

- Grew up a loyal fan of the Texas Longhorns and considers the school's last win over Texas A&M - a game-winning field goal by Justin Tucker in 2011 - to be one of his two greatest sports moments
- Looks up to Cardinals WR Larry Fitzgerald: "He made me want to play wide receiver. He approaches his job with great focus and is a true student of the game. I really enjoy watching him on film because it gives me a chance to visualize and understand how much he concentrates on the small details of the game."
- Compiled 110 catches for 2,051 yards (18.6 avg.) and 21 touchdowns in his final three seasons at Clear Spring High School in League City, TX. Lettered in track and field
- His father, Morlon, played basketball at Prairie View A&M and his mother, Laquitha, is a vascular technician
- Has a younger brother, Malik, and a younger sister, McKenzie

## COLLEGE HIGHLIGHTS

- Appeared in 42 games (18 starts) for the Texas Longhorns, finishing his career with 61 catches for 793 yards (13.0 avg.) and 4 TDs
- Played in 10 games (7 starts) as a senior in 2015, notching 12 catches for 130 yards (10.6 avg.) and a touchdown
- Appeared in 13 games (7 starts) as a junior in 2014 and snagged a career-high 27 receptions for 313 yards (11.6 avg.) and a score. Also contributed in the return game with 10 kick returns for 191 yards (19.1 avg.)

# P DONNIE JONES 8



**6-2 | 221**  **14th Year**  
**BORN: July 5, 1980 (Age 37)**

**AP**  
 2008

**AP**  
 2009

A veteran of 13 NFL seasons, **Donnie Jones** signed with the Eagles in 2013 and quickly solidified himself as the top punter in franchise history in terms of both gross and net punting average. Jones was originally drafted by the Seattle Seahawks in the seventh round of the 2004 NFL Draft and went on to become a two-time All-Pro selection with St. Louis from 2008-09.



**Baton Rouge, Louisiana**

**Baton Rouge Catholic**

**LSU**

**Louisiana State**

**D7-04 (224th overall)**

**by Seattle**

**Acquired: FA (Hou) 2013**



## GROSS PUNTING AVG. EAGLES ALL-TIME HISTORY

<b>Donnie Jones (2013-present)</b>	<b>45.4</b>
<b>Joe Muha (1946-50)</b>	<b>43.0</b>
<b>Sav Rocca (2007-10)</b>	<b>42.9</b>

## EAGLES SINGLE-SEASON HISTORY

<b>Joe Muha (1948)</b>	<b>47.3</b>
<b>Donnie Jones (2015)</b>	<b>47.0</b>
<b>Mat McBriar (2012)</b>	<b>46.6</b>
<b>Donnie Jones (2016)</b>	<b>45.8</b>

## NET PUNTING AVG. EAGLES ALL-TIME HISTORY

<b>Donnie Jones (2013-present)</b>	<b>40.5</b>
<b>Sav Rocca (2007-10)</b>	<b>37.6</b>
<b>Dirk Johnson (2003-06)</b>	<b>36.0</b>

## EAGLES SINGLE-SEASON HISTORY

<b>Donnie Jones (2015)</b>	<b>41.6</b>
<b>Donnie Jones (2016)</b>	<b>40.7</b>
<b>Donnie Jones (2013)</b>	<b>40.5</b>

## CAREER HIGHLIGHTS

- Jones is the top punter in Eagles history in terms of gross average, net average, and punts inside the 20
- Has played in 192 consecutive games, which stands as the fourth-longest active streak in the NFL, trailing Texans P **Shane Lechler** (238), Cowboys TE **Jason Witten** (219), and Giants QB **Eli Manning** (199)

## CAREER PUNTS INSIDE THE 20

### EAGLES ALL-TIME HISTORY

<b>117</b>	<b>Donnie Jones (2013-present)</b>
<b>106</b>	<b>Jeff Feagles (1990-93)</b>
<b>102</b>	<b>Sav Rocca (2007-10)</b>

## THREE STEP DROP

Actor that would play him in a movie:

**Will Ferrell in a comedy and Robert De Niro in a drama**

First job: **Working in the Chicken Shack at Blue Bayou, a water park in Baton Rouge**

Career if not football:

**Working at a brokerage firm**

Favorite movie: ***The Shawshank Redemption***

Favorite TV show: **Shows on HGTV and the *Real Housewives* series**

Favorite meal: **Cajun Creole food, red beans and rice, fried catfish**

Favorite musician: **Kenny Chesney, Eric Church**

Favorite place to visit: **Cabo San Lucas**



JONES' CAREER STATISTICS														
Year	Team	GP	No	Yds	Avg	Opp Ret	Yards	TB	Net Yds	Net Avg	In20	Lg	Blk	ST
2004	Seattle	6	26	988	38.0	11	79	2	869	32.2	6	51	1	1
2005	Miami	16	88	3,827	43.5	46	227	7	3,460	39.3	31	63	0	3
2006	Miami	16	85	3,640	42.8	49	367	10	3,073	35.7	28	64	1	1
2007	St. Louis	16	78	3,684	47.2	48	437	9	3,067	39.3	18	80	0	0
2008	St. Louis	16	82	4,100	50.0	57	590	7	3,370	41.1	20	68	0	2
2009	St. Louis	16	90	4,212	46.8	41	260	10	3,752	41.7	34	63	0	1
2010	St. Louis	16	94	4,276	45.5	45	435	4	3,761	40.0	32	63	0	1
2011	St. Louis	16	105	4,652	44.3	45	552	9	3,920	37.0	29	65	1	2
2012	Houston	16	88	4,150	47.2	48	483	5	3,567	40.5	28	66	0	2
2013	Philadelphia	16	82	3,681	44.9	28	223	5	3,358	40.5	33	70	1	1
2014	Philadelphia	16	76	3,331	43.8	29	238	7	2,953	38.9	34	68	0	0
2015	Philadelphia	16	86	4,038	47.0	42	215	8	3,663	41.6	29	64	2	0
2016	Philadelphia	16	63	2,888	45.8	25	202	6	2,566	40.7	21	72	0	0
<b>Totals</b>		<b>198</b>	<b>1,043</b>	<b>47,467</b>	<b>45.5</b>	<b>514</b>	<b>4,308</b>	<b>89</b>	<b>41,379</b>	<b>39.7</b>	<b>343</b>	<b>80</b>	<b>6</b>	<b>14</b>
PLAYOFFS														
2012	Houston	2	8	308	38.5	4	12	1	276	34.5	3	48	0	0
2013	Philadelphia	1	5	244	48.8	3	31	1	193	38.6	1	55	0	0
<b>Totals</b>		<b>3</b>	<b>13</b>	<b>552</b>	<b>42.5</b>	<b>7</b>	<b>43</b>	<b>2</b>	<b>469</b>	<b>36.1</b>	<b>4</b>	<b>55</b>	<b>0</b>	<b>0</b>

## CAREER HIGHLIGHTS (Continued)

- One of only seven players in NFL history to record a 50.0 gross avg. in a single season, accomplishing the feat in 2008 with St. Louis
- Garnered second-team **All-Pro** honors in both 2008 and 2009 while with the Rams and was also selected to the 2008 *USA Today All-Joe team*
- Set Texans' team records with a gross average of 47.2 yards and a net average of 40.5 yards during his lone season with Houston in 2012
- Holds Rams' records in punts, gross avg. and net avg.



## AVID GOLFER

Jones enjoys golfing in his spare time and plays four to five times a week during the offseason. If he could have one talent, he would love to be able to play professionally. "I'd like to be a really good golfer and play on the PGA tour. I'm not bad. I have my good days and my bad, but I love it."

Jones has had the opportunity to play two of the most prestigious golf courses in the world - Merion and Pine Valley. He says his ideal foursome to play a round with would be himself, Arnold Palmer, Jack Nicklaus and Tiger Woods.

## HIGH SCHOOL STANDOUT

Jones earned all-state and all-district honors as a senior at Baton Rouge Catholic, where he averaged 43.4 yards per punt on a team that reached the Class 5A semifinals. Jones says the last time he scored a touchdown was in 1998.

Jones also threw the javelin and participated in the high jump at Baton Rouge Catholic.

## FAMILY MAN

Jones' greatest love besides football is his family. "Definitely my family. That's something that's very important to me, especially when you have kids. It's so important to be that positive influence for them. I love being able to spend time with them away from football, whether it's going to their games or on vacations with the whole family. It's great to be able to spend quality time with them and help create memories that our kids will have forever."

## BIRDSEED

Jones, who resides in Baton Rouge, LA, in the offseason, is the son of Amanda and Don Jones and has one sister, Mandy. Jones and his wife, Aubrie, have a son, Weston, a daughter, Addison, and also have one dog, a poodle named Rilie.

Jones graduated from LSU with a degree in finance.

Jones' nickname is "Donnie Longball," which was given to him by former teammate Connor Barwin.



## 2016 GAME-BY-GAME STATISTICS

Date	Opp	No	Yds	Avg	Net	TB	In20	Lg	Blk	
Sep 11	Cle	W	6	295	49.2	39.2	3	3	72	0
Sep 19	at Chi	W	5	218	43.6	30.6	0	1	55	0
Sep 25	Pit	W	4	165	41.3	40.5	0	1	47	0
Oct 9	at Det	L	2	76	38.0	38.0	0	0	42	0
Oct 16	at Was	L	6	266	44.3	42.2	0	3	55	0
Oct 23	Min	W	4	202	50.5	43.3	1	1	60	0
Oct 30	at Dal	L	6	269	44.8	41.7	0	2	62	0
Nov 6	at NYG	L	3	141	47.0	43.7	0	1	48	0
Nov 13	Atl	W	2	86	43.0	38.5	0	0	43	0
Nov 20	at Sea	L	7	344	49.1	39.0	2	0	60	0
Nov 28	GB	L	2	71	35.5	35.5	0	2	37	0
Dec 4	at Cin	L	3	118	39.3	36.3	0	2	48	0
Dec 11	Was	L	2	106	53.0	46.5	0	1	54	0
Dec 18	at Bal	L	2	94	47.0	47.0	0	1	51	0
Dec 22	NYG	W	5	237	47.4	47.8	0	2	55	0
Jan 1	Dal	W	4	200	50.0	44.3	0	1	53	0
<b>Totals</b>			<b>63</b>	<b>2,888</b>	<b>45.8</b>	<b>40.7</b>	<b>6</b>	<b>21</b>	<b>72</b>	<b>0</b>

## 2015 GAME-BY-GAME STATISTICS

Date	Opp	No	Yds	Avg	Net	TB	In20	Lg	Blk	
Sep 14	at Atl	L	5	226	45.2	37.6	1	1	60	0
Sep 20	Dal	L	6	302	50.3	43.0	0	1	59	1
Sep 27	at NYJ	W	9	440	48.9	41.2	0	2	56	0
Oct 4	at Was	L	6	251	41.8	38.2	1	2	46	0
Oct 11	NO	W	1	50	50.0	49.0	0	0	50	0
Oct 19	NYG	W	4	217	54.3	49.0	1	1	57	0
Oct 25	at Car	L	5	233	46.6	45.6	0	3	54	0
Nov 8	at Dal	W	5	241	48.2	47.2	0	4	59	0
Nov 15	Mia	L	6	254	42.3	32.1	1	3	52	1
Nov 22	TB	L	6	279	46.5	40.0	1	2	51	0
Nov 26	at Det	L	6	288	48.0	46.3	0	2	60	0
Dec 6	at NE	W	7	328	46.9	40.6	2	2	64	0
Dec 13	Buf	W	7	353	50.4	43.3	0	1	63	0
Dec 20	Ari	L	3	147	49.0	47.0	0	2	53	0
Dec 26	Was	L	7	305	43.6	42.1	0	3	56	0
Jan 3	at NYG	W	3	124	41.3	33.0	1	0	43	0
<b>Totals</b>			<b>86</b>	<b>4038</b>	<b>47.0</b>	<b>41.6</b>	<b>8</b>	<b>29</b>	<b>64</b>	<b>2</b>

## CAREER HIGHLIGHTS (Continued)

### 2016 - PHILADELPHIA EAGLES (16/0)

- His 45.8-yard gross average ranked as the fourth-best mark in team history and his 40.7-yard net average was second
- His 47.8-yard net average vs. NYG (12/22/16) was the fifth-highest single-game total in team history
- Landed two punts inside the 20-yard line at Dal. (10/30/16), moving past **Jeff Feagles** (106) and setting the Eagles record
- Booted a 72-yard punt vs. Cle (9/11), the second longest of his career

### 2015 - PHILADELPHIA EAGLES (16/0)

- Ranked sixth in the NFL in net average (41.6) and seventh in gross average (47.0). His net average set an Eagles single-season record
- Posted a 54.3-yard gross average and a 49.0-yard net average vs. NYG (10/19/15), which ranked for third and tied for second in a single game by an Eagles punter, respectively
- Finished the 2014 season ranked fourth in Eagles history with a 43.8-yard gross average and third with a 38.9-yard net average

### 2014 - PHILADELPHIA EAGLES (16/0)

- Set an Eagles record and tied a career high with 34 punts inside the 20-yard line, surpassing his previous record of 33 set in 2013. That total also tied Arizona's **Drew Butler** for the NFL lead
- Booted a 68-yarder vs. Dal. (12/14/14), tying for the third-longest punt of his career
- His 53.8-yard gross average at Ind. (9/15/14) was the third-highest single-game average in Eagles history
- In 2013, ranked first in Eagles history in single-season net punting average (40.4) and third in gross punting average (44.9)

## CAREER HIGHS

<b>Punts</b>	11	1/3/10 vs. SF
<b>Yards</b>	551	1/3/10 vs. SF
<b>Long</b>	80	10/21/07 at Sea.
<b>Inside 20</b>	7	12/1/13 vs. Ari.
<b>Gross Avg.</b>	56.3	11/22/09 vs. Ari.
<b>Net Avg.</b>	52.3	12/14/14 vs. Dal.

## ADDITIONAL CAREER STATISTICS

<b>Passing</b>	2008 (1-0-0)
<b>Rushing</b>	4-9: 2005 (1-0); 2006 (1-0); 2011 (1-9); 2016 (1)
<b>Fumbles</b>	2: 2006 (1); 2016 (1)
<b>Kickoffs</b>	4-230: 2004 (1-54); 2005 (1-55); 2009 (1-63); 2012 (1-58)

### 2013 - PHILADELPHIA EAGLES (16/0, Playoffs: 1/0)

- Led the NFL with 27 punts downed without a return and finished tied for fourth in the league with a franchise-best 33 punts inside the 20-yard line
- Recorded a 48.8-yard gross average vs. NO (1/4/14), which ranked as the fourth-highest in Eagles postseason history
- Jones became the first Eagles player in team history to win **NFC Special Teams Player of the Week** honors in back-to-back games (vs. Was. (11/17/13) and vs. Ari. (12/1/13)) and became the first Philadelphia player to earn honors in back-to-back games since **Michael Vick** in 2010
- Became the fourth punter in NFL history to win **NFC Special Teams Player of the Week** honors in consecutive games in a single season and the first since 1999 (**Bryan Barker**) after landing a career-best seven punts inside the 20-yard line vs. Ari. (12/1/13)

# P DONNIE JONES 8



## 2014 GAME-BY-GAME STATISTICS

Date	Opp	No	Yds	Avg	Net	TB	In20	Lg	Blk	
Sep 7	Jax	W	6	230	38.3	33.7	0	5	52	0
Sep 15	at Ind	W	4	215	53.8	42.8	0	0	59	0
Sep 21	Was	W	4	149	37.3	35.8	0	2	41	0
Sep 28	at SF	L	6	291	48.5	40.7	1	1	61	0
Oct 5	StL	W	4	163	40.8	39.0	0	1	52	0
Oct 12	NYG	W	6	273	45.5	42.3	1	5	50	0
Oct 26	at Ari	L	6	288	48.0	38.7	2	2	58	0
Nov 2	at Hou	W	3	107	35.7	35.7	0	2	41	0
Nov 10	Car	W	7	303	43.3	37.7	1	3	58	0
Nov 16	at GB	L	4	159	39.8	16.0	1	1	50	0
Nov 23	Ten	W	3	135	45.0	40.7	0	1	49	0
Nov 27	at Dal	W	3	147	49.0	42.3	1	2	57	0
Dec 7	Sea	L	8	351	43.9	43.3	0	3	57	0
Dec 14	Dal	L	3	156	52.0	52.3	0	1	68	0
Dec 20	at Was	L	2	72	36.0	36.0	0	1	38	0
Dec 28	at NYG	W	7	292	41.7	41.7	0	4	47	0
<b>Totals</b>			<b>76</b>	<b>3331</b>	<b>43.8</b>	<b>38.9</b>	<b>7</b>	<b>34</b>	<b>68</b>	<b>0</b>

## CAREER HIGHLIGHTS (Continued)

- With his seven punts inside the 20, Jones set a team record and tied the third-highest total in the NFL since the stat became official in 1976. He averaged 44.3 yards (43.9 net) on eight kicks, including a 69-yard boot
- Became just the second Philadelphia punter (**Sean Landeta**, 2001) to earn **NFC Special Teams Player of the Week** honors after he set a team single-game record with a 50.7 net average vs. Was. (11/17/13). Jones booted a 70-yard punt late in the fourth quarter to pin the Redskins at their own 4-yard line to start their final drive of the game. Was the longest by an Eagle since **Randall Cunningham's** 80 yarder at Dal. (10/16/94)

### 2012 - HOUSTON TEXANS (16/0, Playoffs: 2/0)

- Established Texans franchise records with a gross average of 47.2 yards and a net average of 40.5 yards
- Recorded a franchise-best 54.2 yards per punt vs. Den. (9/23/12)

### 2011 - ST. LOUIS RAMS (16/0)

- Punted 105 times for 4,652 yards and an average of 44.3 yards per punt
- Broke **Dale Hatcher's** franchise record for career punts, punting seven times vs. Cin. (12/18/11) to give him 436 kicks as a Ram

### 2010 - ST. LOUIS RAMS (16/0)

- Named a **Pro Bowl alternate** after finishing eighth in the NFL (fourth in the NFC) with a gross punting average of 45.5 yards. Ranked third in the NFL (second in the NFC) in net punting average (40.0)

## 2013 GAME-BY-GAME STATISTICS

Date	Opp	No	Yds	Avg	Net	TB	In20	Lg	Blk	
Sep 9	at Was	W	6	254	42.3	36.7	1	4	61	0
Sep 15	SD	L	3	134	44.7	43.0	0	1	51	0
Sep 19	KC	L	4	148	37.0	34.0	0	2	41	0
Sep 29	at Den	L	4	191	47.8	30.2	2	0	54	1
Oct 6	at NYG	W	6	287	47.8	43.2	1	2	54	0
Oct 13	at TB	W	5	249	49.8	40.8	0	3	58	0
Oct 20	Dal	L	9	419	46.6	41.8	1	1	58	0
Oct 27	NYG	L	6	266	44.3	42.8	0	2	54	0
Nov 3	at Oak	W	6	259	43.2	43.2	0	2	64	0
Nov 10	at GB	W	2	77	38.5	37.5	0	1	43	0
Nov 17	Was	W	6	304	50.7	50.7	0	4	70	0
Dec 1	Ari	W	8	354	44.3	43.9	0	7	69	0
Dec 8	Det	W	6	249	41.5	29.7	0	0	53	0
Dec 15	at Min	L	4	165	41.3	38.0	0	1	46	0
Dec 22	Chi	W	2	88	44.0	44.0	0	2	47	0
Dec 29	at Dal	W	5	237	47.4	43.8	0	1	56	0
<b>Totals</b>			<b>82</b>	<b>3681</b>	<b>44.9</b>	<b>40.5</b>	<b>5</b>	<b>33</b>	<b>70</b>	<b>1</b>

## PLAYOFFS

Jan 4	NO	L	5	244	48.8	38.6	1	1	55	0
<b>Totals</b>			<b>5</b>	<b>244</b>	<b>48.8</b>	<b>38.6</b>	<b>1</b>	<b>1</b>	<b>55</b>	<b>0</b>

## 2012 GAME-BY-GAME STATISTICS (HOU)

Date	Opp	No	Yds	Avg	Net	TB	In20	Lg	Blk	
Sep 9	Mia	W	5	218	43.6	28.4	0	1	55	0
Sep 16	at Jax	W	6	299	49.8	37.8	2	1	58	0
Sep 23	at Den	W	5	271	54.2	44.4	1	1	66	0
Sep 30	Ten	W	6	259	43.2	41.7	0	4	61	0
Oct 8	at NYJ	W	6	241	40.2	40.2	0	4	48	0
Oct 14	GB	L	4	206	51.5	45.8	0	0	55	0
Oct 21	Bal	W	5	240	48.0	47.8	0	2	62	0
Nov 4	Buf	W	5	247	49.4	42.0	0	0	58	0
Nov 11	at Chi	W	8	357	44.6	38.3	1	1	59	0
Nov 18	Jax	W	3	111	37.0	33.3	0	2	55	0
Nov 22	at Det	W	6	286	47.7	42.3	0	3	53	0
Dec 2	at Ten	W	10	489	48.9	40.4	1	5	64	0
Dec 10	at NE	L	7	345	49.3	42.1	0	1	59	0
Dec 16	Ind	W	3	127	42.3	36.3	0	1	52	0
Dec 23	Min	L	7	353	50.4	43.3	0	2	65	0
Dec 30	at Ind	L	2	101	50.5	41.0	0	0	55	0
<b>Totals</b>			<b>88</b>	<b>4150</b>	<b>47.2</b>	<b>40.5</b>	<b>5</b>	<b>28</b>	<b>66</b>	<b>0</b>

## PLAYOFFS

Jan 5	Cin	W	3	126	42.0	38.0	0	1	48	0
Jan 13	at NE	L	5	182	36.4	32.4	1	2	43	0
<b>Totals</b>			<b>8</b>	<b>308</b>	<b>38.5</b>	<b>34.5</b>	<b>1</b>	<b>3</b>	<b>48</b>	<b>0</b>

# P DONNIE JONES 8




## 2011 GAME-BY-GAME STATISTICS (STL)

Date	Opp	No	Yds	Avg	Net	TB	In20	Lg	Blk	
Sep 11	Phi	L	4	169	42.3	32.3	2	1	61	0
Sep 19	at NYG	L	7	313	44.7	42.3	0	1	58	0
Sep 25	Bal	L	8	372	46.5	37.1	1	0	59	0
Oct 2	Was	L	8	360	45.0	42.1	1	2	65	0
Oct 16	at GB	L	5	162	32.4	32.4	0	3	42	0
Oct 23	at Dal	L	5	237	47.4	42.0	1	3	59	0
Oct 30	NO	W	7	298	42.6	39.9	0	3	59	0
Nov 6	at Ari	L	7	352	50.3	32.1	0	4	59	0
Nov 13	at Cle	W	5	236	47.2	42.0	1	0	64	0
Nov 20	Sea	L	10	441	44.1	34.7	1	3	56	0
Nov 27	Ari	L	7	329	47.0	33.4	0	1	57	0
Dec 4	at SF	L	8	317	39.6	37.3	0	1	49	0
Dec 12	at Sea	L	4	181	45.3	32.8	0	2	50	1
Dec 18	Cin	L	7	300	42.9	29.9	1	3	57	0
Dec 24	at Pit	L	7	281	40.1	39.4	0	1	51	0
Jan 1	SF	L	6	304	50.7	41.2	1	1	57	0
<b>Totals</b>			<b>105</b>	<b>4652</b>	<b>44.3</b>	<b>37.0</b>	<b>9</b>	<b>29</b>	<b>65</b>	<b>1</b>

## 2010 GAME-BY-GAME STATISTICS (STL)

Date	Opp	No	Yds	Avg	Net	TB	In20	Lg	Blk	
Sep 12	Ari	L	6	325	54.2	45.7	1	3	63	0
Sep 19	at Oak	L	7	319	45.6	37.9	0	3	54	0
Sep 26	Was	W	3	138	46.0	45.7	0	1	52	0
Oct 3	Sea	W	7	321	45.9	40.4	1	4	53	0
Oct 10	at Det	L	4	183	45.8	39.8	0	2	56	0
Oct 17	SD	W	6	247	41.2	35.7	1	1	48	0
Oct 24	at TB	L	4	144	36.0	33.3	0	3	49	0
Oct 31	Car	W	5	241	48.2	40.4	0	2	59	0
Nov 14	at SF	L	10	437	43.7	43.7	0	3	63	0
Nov 21	Atl	L	5	234	46.8	44.6	0	0	52	0
Nov 28	at Den	W	5	204	40.8	36.2	1	0	57	0
Dec 5	at Ari	W	4	200	50.0	45.5	0	1	55	0
Dec 12	at NO	L	4	219	54.8	50.8	0	2	58	0
Dec 19	KC	L	8	371	46.4	37.1	0	1	53	0
Dec 26	SF	W	7	297	42.4	28.6	0	4	54	0
Jan 2	at Sea	L	9	396	44.0	41.2	0	2	59	0
<b>Totals</b>			<b>94</b>	<b>4276</b>	<b>45.5</b>	<b>40.0</b>	<b>4</b>	<b>32</b>	<b>63</b>	<b>0</b>



## CAREER HIGHLIGHTS (Continued)

- Did not allow a punt to be returned after booting a season-high 10 punts for an average of 43.7 yards per kick at SF (11/14/10). Only NFL punter to produce a game with no return yards on nine or more punts during the 2010 season

### 2009 - ST. LOUIS RAMS (16/0)

- **Second-team All-Pro** selection by the *Associated Press* for the second consecutive year after finishing the season with a career-high 34 punts inside the 20-yard line
- His 34 punts inside the 20-yard line in 2009 are a Rams' single-season record, surpassing **Dale Hatcher's** record of 32 punts inside the 20 established in 1985
- His 48.0-yard career gross average is the top mark in franchise history, surpassing the previous team-high of 44.3 yards established by **Danny Villanueva** from 1961-64
- Booted a career-high 11 punts for 551 yards vs. SF (1/3/10)
- Punted seven times for an average of 45.3 yards at Chi. (12/6/09), including a then-career-high six punts inside the 20-yard line, most in franchise history
- Registered a 56.3-yard average, breaking his own single-game franchise record for gross punting average vs. Ari. (11/22/09)

### 2008 - ST. LOUIS RAMS (16/0)

- **Second-team All-Pro** selection by the *Associated Press*, finishing the season with a 50-yard gross average, registering 4,100 yards on 82 punts. His 50-yard gross average stands as the Rams franchise record for a single season, breaking his previous mark of 47.2 set in 2007
- Became only the second player in NFL history to record a 50-yard gross punting average, joining Hall of Famer **Sammy Baugh** who averaged 51.4 yards in 1940



## 2009 GAME-BY-GAME STATISTICS (STL)

Date	Opp	No	Yds	Avg	Net	TB	In20	Lg	Blk	
Sep 13	at Sea	L	8	406	50.8	44.8	1	2	61	0
Sep 20	at Was	L	4	173	43.3	34.5	1	1	46	0
Sep 27	GB	L	4	216	54.0	46.3	1	3	62	0
Oct 4	at SF	L	8	349	43.6	40.8	1	0	56	0
Oct 11	Min	L	3	148	49.3	45.3	0	1	56	0
Oct 18	at Jax	L	6	247	41.2	39.8	0	1	55	0
Oct 25	Ind	L	5	216	43.2	41.0	0	4	51	0
Nov 1	at Det	W	5	223	44.6	37.6	1	3	51	0
Nov 15	NO	L	4	144	36.0	34.8	0	1	45	0
Nov 22	Ari	L	4	225	56.3	46.5	1	2	63	0
Nov 29	Sea	L	5	262	52.4	37.8	1	0	61	0
Dec 6	at Chi	L	7	317	45.3	45.7	0	6	56	0
Dec 13	at Ten	L	7	315	45.0	38.6	1	2	55	0
Dec 20	Hou	L	4	174	43.5	43.5	0	2	48	0
Dec 27	at Ari	L	5	246	49.2	41.8	1	4	56	0
Jan 3	SF	L	11	551	50.1	44.5	1	2	62	0
<b>Totals</b>			<b>90</b>	<b>4212</b>	<b>46.8</b>	<b>41.7</b>	<b>10</b>	<b>34</b>	<b>63</b>	<b>0</b>

## 2008 GAME-BY-GAME STATISTICS (STL)

Date	Opp	No	Yds	Avg	Net	TB	In20	Lg	Blk	
Sep 7	at Phi	L	10	485	48.5	38.8	0	3	57	0
Sep 14	NYG	L	6	334	55.7	43.0	0	2	63	0
Sep 21	at Sea	L	4	218	54.5	49.5	0	0	61	0
Sep 28	Buf	L	5	281	56.2	40.6	0	2	60	0
Oct 12	at Was	W	6	283	47.2	40.7	1	2	56	0
Oct 19	Dal	W	3	152	50.7	37.0	0	0	58	0
Oct 26	at NE	L	6	245	40.8	32.5	1	1	52	0
Nov 2	Ari	L	7	353	50.4	48.3	0	3	52	0
Nov 9	at NYJ	L	4	207	51.8	39.5	0	0	57	0
Nov 16	at SF	L	4	167	41.8	31.8	0	3	56	0
Nov 23	Chi	L	5	249	49.8	44.6	0	0	60	0
Nov 30	Mia	L	3	156	52.0	39.7	1	1	62	0
Dec 7	at Ari	L	2	111	55.5	36.5	1	0	56	0
Dec 14	Sea	L	5	273	54.6	45.6	1	1	68	0
Dec 21	SF	L	7	342	48.9	40.9	1	0	66	0
Dec 28	at Atl	L	5	244	48.8	44.2	1	2	64	0
<b>Totals</b>			<b>82</b>	<b>4100</b>	<b>50.0</b>	<b>41.1</b>	<b>7</b>	<b>20</b>	<b>68</b>	<b>0</b>

## CAREER HIGHLIGHTS (Continued)

- Tallied nine games with at least a 50-yard average and posted a 41.1-yard net average, second highest in NFL history. Became the only player in NFL history to have a 50-yard gross average and a 40-plus net average
- Named to *USA Today's All-Joe team*
- Punted five times for a career-high 56.2-yard average, the then-highest single-game punting average in franchise history, vs. Buf. (9/28/08)

### 2007 - ST. LOUIS RAMS (16/0)

- Established the highest punting average for a single season in Rams history, punting 78 times for a 47.2-yard average, breaking **Danny Villanueva's** record 45.5-yard punting average set in 1962
- Finished the season ranked second in the NFC and third in the NFL in punting average and ranked second in the NFC and fourth in the NFL in net punting average
- Punted six times for a 52.3-yard average with a career-best long of 80 yards at Sea. (10/21/07)

### 2006 - MIAMI DOLPHINS (16/0)

- Punted 85 times for 3,640 yards for a 42.8-yard average and a 37.5-yard net average with 28 punts inside the 20-yard line

### 2005 - MIAMI DOLPHINS (16/0)

- Punted 88 times for a 43.5-yard average, and an NFL-leading and Dolphins single-season record 39.3-yard net average. His 31 punts inside the 20 ranked second in the AFC and set a Dolphins single-season record

### 2004 - SEATTLE SEAHAWKS (6/0)

- Punted 26 times for a 38.0-yard gross average with a net of 32.3 with the Seahawks in 2004. Posted six punts inside the 20 and two touchbacks in seven games

## COLLEGE HIGHLIGHTS

- Played in 49 games during his four-year career at LSU, and established a school record in punts (233)
- Finished his collegiate career ranked second in school history in gross punting average (42.0)
- Placed 69 punts inside the 20 for the Tigers during his four-year career
- Hit a school-record 86-yard punt against Kentucky during his junior season

## TRANSACTIONS

- 2004** Drafted by SEA in 7th round (224th overall)  
*Signed 4-year contract*
- 9/5/04** Waived by SEA
- 9/7/04** Signed by SEA to the practice squad
- 10/15/04** Signed by SEA from practice squad to active roster
- 10/20/04** Waived by SEA
- 10/21/04** Signed by SEA to the practice squad
- 10/23/04** Signed by SEA from practice squad to active roster
- 10/26/04** Waived by SEA
- 10/27/04** Signed by SEA to the practice squad
- 10/30/04** Signed by SEA from practice squad to active roster
- 11/24/04** Waived by SEA
- 11/25/04** Signed by SEA to the practice squad
- 1/4/05** Re-signed by SEA
- 7/24/05** Waived by SEA
- 7/25/05** Claimed by MIA off waivers from SEA
- 9/3/05** Waived by MIA
- 9/5/05** Signed by MIA to the practice squad
- 9/10/05** Signed by MIA from practice squad to active roster
- 4/25/07** Signed by STL
- 3/30/12** Signed by HOU to a 1-year contract
- 3/25/13** Signed by PHI to a 1-year contract
- 3/11/14** Signed by PHI to a 3-year contract
- 11/18/16** Signed by PHI to a 3-year contract



# P DONNIE JONES 8



## 2007 GAME-BY-GAME STATISTICS (STL)

Date	Opp	No	Yds	Avg	Net	TB	In20	Lg	Blk	
Sep 9	Car	L	5	236	47.2	43.0	0	2	57	0
Sep 16	SF	L	4	160	40.0	37.0	0	1	49	0
Sep 23	at TB	L	3	153	51.0	32.7	1	1	59	0
Sep 30	at Dal	L	8	442	55.3	44.6	2	4	66	0
Oct 7	Ari	L	4	224	56.0	46.8	0	0	60	0
Oct 14	at Bal	L	2	88	44.0	44.0	0	1	48	0
Oct 21	at Sea	L	6	314	52.3	42.5	0	0	80	0
Oct 28	Cle	L	2	94	47.0	28.0	1	0	49	0
Nov 11	at NO	W	2	89	44.5	40.5	0	1	48	0
Nov 18	at SF	W	9	399	44.3	33.3	2	2	63	0
Nov 25	Sea	L	9	425	47.2	35.7	2	1	52	0
Dec 2	Atl	W	8	360	45.0	40.3	0	1	57	0
Dec 9	at Cin	L	6	230	38.3	38.2	0	3	53	0
Dec 16	GB	L	4	159	39.8	32.3	0	0	53	0
Dec 20	Pit	L	3	153	51.0	43.3	1	1	56	0
Dec 30	at Ari	L	3	158	52.7	50.3	0	0	54	0
<b>Totals</b>			<b>78</b>	<b>3684</b>	<b>47.2</b>	<b>39.3</b>	<b>9</b>	<b>18</b>	<b>80</b>	<b>0</b>

## 2006 GAME-BY-GAME STATISTICS (MIA)

Date	Opp	No	Yds	Avg	Net	TB	In20	Lg	Blk	
Sep 7	at Pit	L	6	220	36.7	35.8	0	3	58	0
Sep 17	Buf	L	6	283	47.2	30.1	0	1	60	1
Sep 24	Ten	W	6	316	52.7	40.8	2	2	61	0
Oct 1	at Hou	L	5	216	43.2	35.2	1	1	55	0
Oct 8	at NE	L	3	125	41.7	31.0	0	1	49	0
Oct 15	at NYJ	L	3	121	40.3	38.3	0	1	44	0
Oct 22	GB	L	4	158	39.5	33.5	0	2	45	0
Nov 5	at Chi	W	6	261	43.5	38.3	1	3	51	0
Nov 12	KC	W	6	224	37.3	31.5	1	2	47	0
Nov 19	Min	W	6	256	42.7	31.3	0	1	50	0
Nov 23	at Det	W	5	213	42.6	39.0	1	2	48	0
Dec 3	Jax	L	3	123	41.0	41.7	0	2	44	0
Dec 10	NE	W	6	247	41.2	34.3	1	3	54	0
Dec 17	at Buf	L	8	369	46.1	39.8	1	2	64	0
Dec 25	NYJ	L	10	427	42.7	36.0	2	2	52	0
Dec 31	at Ind	L	2	81	40.5	36.5	0	0	44	0
<b>Totals</b>			<b>85</b>	<b>3640</b>	<b>42.8</b>	<b>35.7</b>	<b>10</b>	<b>28</b>	<b>64</b>	<b>1</b>

## 2005 GAME-BY-GAME STATISTICS (MIA)

Date	Opp	No	Yds	Avg	Net	TB	In20	Lg	Blk	
Sep 11	Den	W	3	142	47.3	36.3	1	0	49	0
Sep 18	at NYJ	L	7	284	40.6	38.9	0	3	56	0
Sep 25	Car	W	6	268	44.7	41.8	0	3	55	0
Oct 9	at Buf	L	3	122	40.7	40.3	0	1	51	0
Oct 16	at TB	L	5	225	45.0	41.0	0	1	51	0
Oct 21	KC	L	8	367	45.9	43.5	0	1	60	0
Oct 30	at NO	W	4	184	46.0	36.0	2	1	59	0
Nov 6	Atl	L	6	261	43.5	43.3	0	3	54	0
Nov 13	NE	L	6	272	45.3	42.0	1	2	58	0
Nov 20	at Cle	L	6	266	44.3	29.8	2	1	60	0
Nov 27	at Oak	W	4	205	51.3	47.0	0	3	54	0
Dec 4	Buf	W	7	255	36.4	31.4	0	4	52	0
Dec 11	at SD	W	3	125	41.7	34.7	1	0	45	0
Dec 18	NYJ	W	7	296	42.3	40.4	0	2	52	0
Dec 24	Ten	W	9	400	44.4	41.7	0	3	63	0
Jan 1	at NE	W	4	155	38.8	37.3	0	3	42	0
<b>Totals</b>			<b>88</b>	<b>3827</b>	<b>43.5</b>	<b>39.3</b>	<b>7</b>	<b>31</b>	<b>63</b>	<b>0</b>

## 2004 GAME-BY-GAME STATISTICS (SEA)

Date	Opp	No	Yds	Avg	Net	TB	In20	Lg	Blk	
SIGNED TO 53-MAN ROSTER (10/15)										
Oct 17	at NE	L	3	114	38.0	33.0	0	0	42	0
Oct 24	at Ari	L	6	243	40.5	32.1	1	2	51	1
Oct 31	Car	W	1	50	50.0	50.0	0	0	50	0
Nov 7	at SF	W	5	179	35.8	29.2	0	2	44	0
Nov 14	at StL	L	3	148	49.3	42.7	1	1	51	0
Nov 21	Mia	W	8	254	31.8	27.6	0	1	47	0
WAIVED BY SEA (11/24); SIGNED TO PRACTICE SQUAD (11/25)										
<b>Totals</b>			<b>26</b>	<b>988</b>	<b>38.0</b>	<b>32.2</b>	<b>2</b>	<b>6</b>	<b>51</b>	<b>1</b>

# CB SIDNEY JONES 22



**6-0 | 181**  **Rookie**  
**BORN: May 21, 1996 (Age 21)**

**Diamond Bar,  
 California**  
**West Covina  
 High School**



**W**

**Washington**  
 D2-17 (43rd overall)  
 by Philadelphia

In 2017, Sidney Jones (43rd overall pick) became the highest-drafted Eagles CB since Lito Sheppard (26th overall pick) in 2002.

Sidney Jones was selected by the Eagles in the 2nd round (43rd overall) of the 2017 NFL Draft. Jones started 39 of 40 career games at the University of Washington, where he amassed 145 tackles (105 solo), 30 PDs, 9 INTs, 6 FFs and 3 FRs. The California native was a two-time first-team All-Pac-12 selection (2015-16) and earned second-team All-America honors (*Sports Illustrated*, *Football Writers*) in 2016.



## CAREER INTERCEPTIONS

WASHINGTON PLAYERS SINCE 1996

Marcus Peters (2012-14)	11
Sean Parker (2010-13)	11
Derrick Johnson (2000-04)	11
<b>Sidney Jones (2014-16)</b>	<b>9</b>
Evan Benjamin (2002-05)	8
Tony Parrish (1996-97)	8

## CAREER INTERCEPTIONS VS. TOP-25 TEAMS

WASHINGTON PLAYERS SINCE 1996

<b>Sidney Jones (2014-16)</b>	<b>5</b>
Marcus Peters (2012-14)	4
Derrick Johnson (2000-04)	4
Several players tied	3

## COLLEGE HIGHLIGHTS

- In 2016, was named second-team All-America (*Sports Illustrated*, *Football Writers*) while garnering first-team All-Pac-12 accolades
- Started all 14 games of the 2016 season and finished with 9 PDs, 3 INTs and 2 FFs. Made 7 tackles in the win at Arizona (9/24/16), earning himself the team's defensive player of the week honors. Named the Pac-12 Player of the Week after intercepting two passes and adding two other PDs in a win at California (11/5/16). Totaled 3 tackles and 1 FF in the Pac-12 Championship Game victory vs. Colorado (12/2/16)
- In 2015, was named first-team All-Pac-12 while also earning second-team Academic All-Pac-12 and CoSIDA District VIII Academic All-America first-team honors

# CB SIDNEY JONES 22



## BIRDSEED

Jones prepped at West Covina (CA) High School, where he was named Hacienda League Defensive Player of the Year and earned first-team All-CIF Southern Section Southeast Division honors at defensive back as a senior in 2013. Jones, who played cornerback, free safety, running back and wide receiver while also returning kicks and punts for the Bulldogs, helped lead West Covina into the CIF Southern Section Southeast Division playoffs that year as well.

As a junior in 2012, Jones received first-team All-CIF SS Southeast Division and first-team All-Hacienda League honors at defensive back and helped lead the Bulldogs to the CIF-SS Southeast Division semifinals. As a sophomore in 2011, West Covina finished the season 13-1 and won the CIF-SS Southeast Division, beating La Serna, 84-21, in the championship game. That squad scored 240 points in four postseason contests.



@SidneyJonesIV



@sidneyjonesiv



## COLLEGE HIGHLIGHTS (Continued)

- Started all 13 games in 2015 and finished the year as the Pac-12 leader in PDs (14) while tying for 2nd in FFs (3), tying for 4th in INTs (4) and tying for 5th in FRs (2). Forced a fumble, picked it up and ran 70 yards for a TD vs. California (9/26/15). Returned a 35-yard INT for a TD against Utah (11/7/15). Notched a 69-yard INT-TD and three other PDs in the Apple Cup win over Washington State (11/27/15)
- In 2014, appeared in 13 contests (12 starts) as a true freshman. Logged 61 tackles (48 solo), 7 PDs, 2 INTs, 1 FF and 1 FR

## TRANSACTIONS

- 2017** Drafted by PHI in 2nd round (43rd overall)  
*Signed 4-year contract*
- 9/1/17** Placed on Reserve/Non-Football Injury List

JONES' COLLEGE STATISTICS														
Year	Team	GP/S	TACKLES					PASS DEFENSE					FUMBLES	
			Total	Solo	Asst	TFL	Sacks	Int	Yds	Lg	TD	PD	FF	FR
2014	Washington	13/12	61	48	13	2.5	0.0	2	22	22	0	7	1	1
2015	Washington	13/13	45	30	15	3.5	0.0	4	125	69t	1	14	3	2
2016	Washington	14/14	39	27	12	2.5	0.0	3	0	0	0	9	2	0
<b>Totals</b>		<b>40/39</b>	<b>145</b>	<b>105</b>	<b>40</b>	<b>8.5</b>	<b>0.0</b>	<b>9</b>	<b>147</b>	<b>69t</b>	<b>1</b>	<b>30</b>	<b>6</b>	<b>3</b>

# C JASON KELCE 62



**6-3 | 295**  **7th Year**  
**BORN: Nov. 5, 1987 (Age 29)**

☆ **Cleveland, Ohio**  
**Cleveland Heights High School**



**Cincinnati**  
**D6a-11 (191st overall)**  
**by Philadelphia**



Jason Kelce arrived at the University of Cincinnati as a walk-on linebacker in 2006 and is now a 2-time Pro Bowl center with the Eagles. Between then and now, Kelce used an incredible amount of athleticism, diligent work ethic, and intelligence to make his present a reality. A 6th-round draft pick of the Eagles in 2011, Kelce made the most of his opportunity as a rookie and became an immediate starter. Following the 2013 season, he was rewarded with a 7-year contract extension.

## CAREER HIGHLIGHTS

- In 2016, earned his second Pro Bowl trip in three years after becoming the only Eagles player to see action in all 1,133 offensive snaps
- Voted to the Pro Bowl for the first time in 2014, becoming the first Eagles center to gain such recognition since Jim Ringo was named to his 10th Pro Bowl following the 1967 campaign
- Named the team's Ed Block Courage Award recipient in 2013. The award honors those NFL players who exemplify commitment to the principles of sportsmanship and courage and is given by a vote of the team for efforts as well as individual performance. Also garnered *USA Today's* 2013 All-Joe team honors, which recognizes the NFL players whose work doesn't necessarily garner headlines, but is integral to the success of their team
- In 2013, helped the Eagles set a team record with 6,676 total yards of offense and a then-team record 442 points
- Was named to *Dallas Morning News* columnist Rick Gosselin's NFL All-Rookie team after starting all 16 games for an offense that set a team record in first downs (356) and a then-team record in total net yards (6,386)

## THREE STEP DROP

**If he could play another sport: Center for the Philadelphia Flyers**

**First job: Worked a youth hockey camp when he was 14 years old**

**First football team: Played LB and FB for the Roxboro Rockets in 7th grade**

**Three items needed on deserted island: Duct tape, lighter, fishing pole**

**Three favorite throwback jerseys: Chuck Bednarik, Philadelphia Eagles  
Jim Brown, Cleveland Browns  
Wayne Gretzky, Edmonton Oilers**

**Pregame ritual: Listens to Christmas music and combs his beard**

**Favorite movies: *The Big Lebowski* and *The Last Gladiators***

**Favorite teams/athletes as a kid: All Cleveland teams. Michael Jordan, Wayne Gretzky and Jerome Bettis**

# C JASON KELCE 62



## FOOTBALL IS FAMILY

Jason comes from a football lineage, as his younger brother, Travis, was a teammate at Cincinnati (2008-10) as a tight end and was drafted by Kansas City in 2013. His uncle, Don Blalock, played defensive tackle for Purdue (1976-77) and his grandfather, Don Blalock, played football at Ohio University.

Travis is a two-time Pro Bowl TE and was voted All-Pro by the *Associated Press* in 2016. Last season, Jason and Travis both played in the Pro Bowl and the two will face off for the first time in their NFL careers in 2017 when the Eagles travel to Kansas City to take on the Chiefs in Week 2. The Eagles and Chiefs last played when Travis was a rookie in 2013, but he missed the contest with a knee injury.

Travis is pictured on the left in both pictures.



## BIRDSEED

Jason is the son of Donna and Ed Kelce. Donna works in banking, while Ed is a sales rep in the steel business. Cites his dad as the biggest influence on his career. "He really pushed me to be the best I could be and was somebody that I've always looked up to."

Jason grew up playing a variety of different sports including hockey, lacrosse, soccer and baseball. "Playing all of those sports has helped me adapt to any circumstance that is thrown my way."

Jason graduated from Cincinnati with a degree in marketing.

## CAREER HIGHLIGHTS (Continued)

- Became the first Eagles rookie offensive lineman to start all 16 games since **Doug Brzezineski** did so in 1999 and the first rookie in team history to start every game at center

## COLLEGE HIGHLIGHTS

- Kelce started his final 38 games at Cincinnati during a 47-game career – 26 at left guard and 12 at center
- Started 12 games at center in 2010, and was an All-American honorable mention and All-Big East Conference first-team selection by *The NFL Draft Report*, adding second-team All-Big East honors from the league's coaches
- As a junior in 2009, earned All-Big East Conference second-team honors while starting all 13 games at left guard
- In 2008, earned Sophomore All-American third-team and All-Big East Conference second-team honors from *The NFL Draft Report* in his first season as a starter
- In 2007, the former walk-on linebacker added more than 40 pounds to his frame during the offseason, shifting to the offensive line, where he competed in nine games as a reserve at center and both offensive guard positions
- Joined the team as a walk-on in 2006, earning Scout Team Defensive Player of the Year honors while lining up as a 240-pound linebacker

## TRANSACTIONS

- 2011** Drafted by PHI in 6th round (191st overall)  
Signed 4-year contract
- 9/8/12** Placed on Injured Reserve (knee)
- 2/27/14** Signed by PHI to a 7-year contract through 2020

KELCE'S CAREER SERVICE					
			STARTS	OFF SNAPS	
Year	Team	GP/S	C	No	Pct
2011	Philadelphia	16/16	16	---	---
2012	Philadelphia	2/2	2	136	12%
2013	Philadelphia	16/16	16	1095	99%
2014	Philadelphia	12/12	12	828	70%
2015	Philadelphia	16/16	16	1156	100%
2016	Philadelphia	16/16	16	1133	100%
<b>Totals</b>		<b>78/78</b>	<b>78</b>	---	---
PLAYOFFS					
2013	Philadelphia	1/1	1	58	100%
<b>Totals</b>		<b>1/1</b>	<b>1</b>	---	---

# LB MYCHAL KENDRICKS 95



**6-0 | 240** **6th Year**  
**BORN: Sept. 28, 1990 (Age 26)**



**Fresno,  
California**



**Hoover  
High School**



**California**  
**D2a-12 (46th overall)**  
**by Philadelphia**



A second-round draft choice of the Eagles in 2012, **Mychal Kendricks** has played in 70 regular-season games (61 starts) for the Eagles in five seasons and has compiled 453 tackles and 12.0 sacks. In 2015, Kendricks signed a 4-year contract with Philadelphia. Prior to entering the NFL, he was named the 2011 Pac-12 Defensive Player of the Year at California after leading the Golden Bears with a career-high 106 tackles.

## 4+ SACK & 3+ INT SINGLE-SEASONS

EAGLES PLAYERS SINCE 1982



**SETH  
JOYNER**  
6.5 & 4 INT  
(1992)



**SETH  
JOYNER**  
6.5 & 3 INT  
(1991)



**WILLIAM  
THOMAS**  
5.5 & 3 INT  
(1996)



**MYCHAL  
KENDRICKS**  
4.0 & 3 INT  
(2013)

## THREE STEP DROP

**First job: Worked concession stands  
for several local semi-pro teams**

**Funniest Eagle: Lane Johnson**

**If he could play another sport: Defender  
for Barcelona**

**Best players he has faced: Aaron Rodgers  
and Drew Brees**

**Three favorite throwback jerseys:  
Kobe Bryant (#8), L.A. Lakers;  
Ricky Williams, Texas;  
Willie Mays, S.F. Giants**

**Thing he can't live without: Oreos**

**Strangest thing he likes to eat:  
Eggo waffles with Kraft singles**

## CAREER HIGHLIGHTS

- Is one of only three Eagles since 1982 to post at least four sacks and three interceptions in a single season, recording four sacks and three picks in 2013. Joined **Williams Thomas** (1996) and **Seth Joyner** (1991 and '92) as the only other Eagles to accomplish the feat
- In 2013, he and **DeMeco Ryans** became the first pair of linebackers in Eagles history to post 4+ sacks and 2+ interceptions in the same season

# LB MYCHAL KENDRICKS 95



## KENDRICKS' CAREER STATISTICS

Year	Team	GP/S	TACKLES					PASS DEFENSE					FUMBLES			DEF SNAPS		ST	
			Total	Solo	Asst	TFL	Sacks	Int	Yds	Lg	TD	PD	Hur	FF	FR	Yds	No		Pct
2012	Philadelphia	15/14	88	70	18	8.0	1.0	0	0	--	0	11	1	0	0	0	927	88%	0
2013	Philadelphia	15/15	137	96	41	3.0	4.0	3	25	18	0	1	6	1	4	0	991	83%	0
2014	Philadelphia	12/11	108	77	31	4.0	4.0	0	0	--	0	2	3	3	0	0	761	66%	0
2015	Philadelphia	13/13	91	71	20	8.0	3.0	0	0	--	0	1	1	1	0	0	628	52%	3
2016	Philadelphia	15/8	29	24	5	2.0	0.0	0	0	--	0	1	3	0	1	0	273	27%	9
<b>Totals</b>		<b>70/61</b>	<b>453</b>	<b>338</b>	<b>115</b>	<b>25.0</b>	<b>12.0</b>	<b>0</b>	<b>0</b>	<b>--</b>	<b>0</b>	<b>16</b>	<b>14</b>	<b>5</b>	<b>5</b>	<b>0</b>	<b>---</b>	<b>---</b>	<b>12</b>

PLAYOFFS																			
2013	Philadelphia	1/1	10	10	0	1.0	0.0	0	0	--	0	0	0	0	0	0	72	100%	0
<b>Totals</b>		<b>1/1</b>	<b>10</b>	<b>10</b>	<b>0</b>	<b>1.0</b>	<b>0.0</b>	<b>0</b>	<b>0</b>	<b>--</b>	<b>0</b>	<b>0</b>	<b>0</b>	<b>0</b>	<b>0</b>	<b>0</b>	<b>---</b>	<b>---</b>	<b>0</b>

## CAREER HIGHLIGHTS (Continued)

### 2015 - PHILADELPHIA EAGLES (13/13)

- Finished 3rd on the team in tackles (91)
- Tallied his third consecutive game with a sack - the longest streak of his career - when he dropped Dolphins QB **Ryan Tannehill** for an 8-yard loss vs. Mia. (11/15/15)




### CAREER HIGHS

<b>Total Tackles</b>	17	10/27/13 vs. NYG
<b>Solo Tackles</b>	12	12/7/14 vs. Sea.
<b>Sacks</b>	2.0	12/22/13 vs. Chi.
<b>Interceptions</b>	1	3x, last: 12/29/13 at Dal.
<b>Passes Defensed</b>	3	2x, last: 12/9/12 at TB

## BORN TO BE A BIRD

Mychal's father, Marvin, was on the Eagles training camp roster in 1972 after playing college football at UCLA, where he led the Bruins in rushing twice in 1970 and 1971. Said Mychal: "He was so happy the day I got drafted here because the Eagles were his team. I remember being so excited, but he may have even been more excited. He followed them all the time when I was growing up. It was a dream come true for the both of us."



## RENAISSANCE MAN

While he was always known for his athletic talents on the field growing up, Kendricks' passion off the field is in the fine arts. Kendricks attended Bullard Talent, a private school that specializes in the fine arts from kindergarten through 8th grade. While there, Kendricks acted in plays such as *Robin Hood*, *Aladdin* and *The Lion King*. He also learned to dance in hip-hop, urban, tap and jazz styles. Said Kendricks: "I have an appreciation for all kinds of art and going there really instilled that in me at a young age. I would go there during the day and then play sports for other schools. You have to win a raffle to get in. My mom did that for me and I got lucky."

## BROTHERLY LOVE

Mychal's younger brother, Eric, was a second-round draft pick of the Minnesota Vikings in 2015. They grew up playing football, basketball and soccer together and remain very close to this day. The brothers workout, snowboard and skateboard together whenever possible.

## BIRDSEED

Parents are Yvonne Thagon and Marvin Kendricks. Yvonne is a pharmacist technician and Marvin is a retired social worker. Also has a stepmother, Joanne, who is a medical sales rep for Merck. His three brothers all played college football: Chad (Sacramento State), Terence (Fresno State) and Eric (UCLA).

# LB MYCHAL KENDRICKS 95



## 2016 GAME-BY-GAME STATISTICS

Date	Opp	GP/S	Tot	Solo	Sk	Int	PD	FF	FR	Snaps	Pct
Sep 11	Cle	W 1/0	0	0	0.0	0	0	0	0	19	37%
Sep 19	at Chi	W 1/1	3	3	0.0	0	0	0	0	20	38%
Sep 25	Pit	W 1/1	1	1	0.0	0	0	0	0	9	15%
Oct 9	at Det	L 1/0	3	2	0.0	0	0	0	0	26	43%
Oct 16	at Was	L 1/1	3	3	0.0	0	0	0	0	22	30%
Oct 23	Min	W 1/0	2	2	0.0	0	0	0	0	24	32%
Oct 30	at Dal	L 1/0	3	3	0.0	0	0	0	0	19	24%
Nov 6	at NYG	L 1/0	1	1	0.0	0	0	0	0	3	5%
Nov 13	Atl	W 1/1	5	3	0.0	0	1	0	0	19	38%
Nov 20	at Sea	L 1/1	3	2	0.0	0	0	0	0	31	46%
Nov 28	GB	L 1/1	1	1	0.0	0	0	0	0	13	18%
Dec 4	at Cin	L 1/1	0	0	0.0	0	0	0	1	26	41%
Dec 11	Was	L 1/0	1	1	0.0	0	0	0	0	8	17%
Dec 18	at Bal	L 1/0	1	0	0.0	0	0	0	0	20	34%
Dec 22	NYG	W 1/1	2	2	0.0	0	0	0	0	14	16%
Jan 1	Dal	W 0/0	INACTIVE (QUAD)								
<b>Totals</b>		<b>15/8</b>	<b>29</b>	<b>24</b>	<b>0.0</b>	<b>0</b>	<b>1</b>	<b>0</b>	<b>1</b>	<b>273</b>	<b>27%</b>

## 2015 GAME-BY-GAME STATISTICS

Date	Opp	GP/S	Tot	Solo	Sk	Int	PD	FF	FR	Snaps	Pct
Sep 14	at Atl	L 1/1	10	6	0.0	0	0	0	0	77	100%
Sep 20	Dal	L 1/1	6	6	0.0	0	0	0	0	39	46%
Sep 27	at NYJ	W 0/0	INACTIVE (HAMSTRING)								
Oct 4	at Was	L 1/1	7	3	0.0	0	0			11	13%
Oct 11	NO	W 0/0	INACTIVE (HAMSTRING)								
Oct 19	NYG	W 0/0	INACTIVE (HAMSTRING)								
Oct 25	at Car	L 1/1	7	7	1.0	0	0	0	0	52	85%
Nov 8	at Dal	W 1/1	5	5	1.0	0	0	0	0	56	72%
Nov 15	Mia	L 1/1	8	6	1.0	0	0	0	0	40	60%
Nov 22	TB	L 1/1	5	4	0.0	0	0	1	0	56	72%
Nov 26	at Det	L 1/1	7	5	0.0	0	0	0	0	63	88%
Dec 6	at NE	W 1/1	4	4	0.0	0	0	0	0	48	54%
Dec 13	Buf	W 1/1	8	7	0.0	0	0	0	0	42	57%
Dec 20	Ari	L 1/1	10	9	0.0	0	0	0	0	43	57%
Dec 26	Was	L 1/1	5	4	0.0	0	0	0	0	43	57%
Jan 3	at NYG	W 1/1	9	5	0.0	0	1	0	0	58	69%
<b>Totals</b>		<b>13/13</b>	<b>91</b>	<b>71</b>	<b>3.0</b>	<b>0</b>	<b>1</b>	<b>1</b>	<b>0</b>	<b>628</b>	<b>52%</b>

## CAREER HIGHLIGHTS (Continued)

### 2014 - PHILADELPHIA EAGLES (12/11)

- Ranked 2nd on the defense with 108 tackles and tied for 3rd with 3 FFs
- Led the team with a season-best 16 tackles and forced his third fumble of the season when he stripped the ball from Seahawks RB **Marshawn Lynch** vs. Sea. (12/7/14)

### 2013 - PHILADELPHIA EAGLES (15/15, Playoffs: 1/1)

- Led the NFL with 4 FRs and finished the year ranked 2nd on the team with a career-high 137 tackles
- Forced a fumble of RB **DeMarco Murray** and intercepted QB **Kyle Orton** at Dal. (12/29/13). The two turnovers led to 10 points by the Eagles on their ensuing drives
- Posted 2.0 sacks of QB **Jay Cutler** vs. Chi. (12/22/13)
- Collared 12 tackles and posted a sack and INT (QB **Matt Cassel**) in the same game for the first time in his career at Min. (12/15/13)
- Recovered a crucial fumble of QB **Matthew Stafford** in the fourth quarter vs. Det. (12/8/13). The turnover led to an Eagles TD on the ensuing possession to seal the game at 34-20
- Amassed a career-high 17 tackles vs. NYG (10/27/13)
- Notched two takeaways at NYG (10/6/13), as he recovered a fumble of RB **Brandon Jacobs** and recorded his first career interception (QB **Eli Manning**). The Eagles scored 10 total points following his turnovers, including a crucial TD on the very next play after his interception in the fourth quarter to put the team up 29-21

### 2012 - PHILADELPHIA EAGLES (15/14)

- Collared the most TFLs (8) ever by an Eagles rookie since the statistic started being kept in 1999. Ranked 3rd on the team in tackles (88) tackles and PDs (11)

## 2014 GAME-BY-GAME STATISTICS

Date	Opp	GP/S	Tot	Solo	Sk	Int	PD	FF	FR	Snaps	Pct
Sep 7	Jax	W 1/1	13	8	1.0	0	0	0	0	73	100%
Sep 15	at Ind	W 1/1	7	6	0.0	0	1	0	0	53	74%
Sep 21	Was	W 0/0	INACTIVE (CALF)								
Sep 28	at SF	L 0/0	INACTIVE (CALF)								
Oct 5	StL	W 0/0	INACTIVE (CALF)								
Oct 12	NYG	W 0/0	INACTIVE (CALF)								
Oct 26	at Ari	L 1/0	3	2	0.0	0	0	0	0	22	31%
Nov 2	at Hou	W 1/1	11	6	1.0	0	0	1	0	59	98%
Nov 10	Car	W 1/1	13	9	1.0	0	0	0	0	66	80%
Nov 16	at GB	L 1/1	5	3	0.0	0	0	0	0	68	100%
Nov 23	Ten	W 1/1	7	7	0.0	0	0	1	0	54	79%
Nov 27	at Dal	W 1/1	9	8	0.0	0	0	0	0	61	100%
Dec 7	Sea	L 1/1	16	12	0.0	0	0	1	0	86	100%
Dec 14	Dal	L 1/1	5	2	0.0	0	0	0	0	82	100%
Dec 20	at Was	L 1/1	10	9	1.0	0	1	0	0	57	100%
Dec 28	at NYG	W 1/1	9	5	0.0	0	0	0	0	80	100%
<b>Totals</b>		<b>12/11</b>	<b>108</b>	<b>77</b>	<b>4.0</b>	<b>0</b>	<b>2</b>	<b>3</b>	<b>0</b>	<b>761</b>	<b>66%</b>

- Notched the first sack of his career, bringing down Cowboys QB **Tony Romo** in the second quarter vs. Dal. (11/11)
- Started first NFL game at Cle. (9/9) and deflected a pass that was intercepted by S **Kurt Coleman** on the Eagles 1

## COLLEGE HIGHLIGHTS

- Played in all 51 games (29 starts) during his four-year career at California, amassing 258 tackles, including 36.5 tackles for a loss, and 13.5 sacks. Also notched seven fumble recoveries, four interceptions, one touchdown return and a blocked punt



# LB MYCHAL KENDRICKS 95



2013 GAME-BY-GAME STATISTICS													
Date	Opp	GP/S	Tot	Solo	Sk	Int	PD	FF	FR	Snaps	Pct		
Sep 9	at Was	W 1/1	10	9	0.0	0	0	0	1	72	96%		
Sep 15	SD	L 1/1	8	7	0.0	0	0	0	1	83	100%		
Sep 19	KC	L 1/1	12	10	0.0	0	0	0	0	82	99%		
Sep 29	at Den	L 1/1	5	3	0.0	0	0	0	0	62	85%		
Oct 6	at NYG	W 1/1	5	5	0.0	1	0	0	1	73	100%		
Oct 13	at TB	W 1/1	8	5	0.0	0	0	0	0	72	100%		
Oct 20	Dal	L 1/1	9	4	0.0	0	0	0	0	77	100%		
Oct 27	NYG	L 1/1	17	11	0.0	0	0	0	0	74	100%		
Nov 3	at Oak	W 1/1	12	8	1.0	0	0	0	0	72	76%		
Nov 10	at GB	W 1/1	2	2	0.0	0	0	0	0	2	3%		
Nov 17	Was	W 0/0	INACTIVE (KNEE)										
Dec 1	Ari	W 1/1	14	10	0.0	0	1	0	0	71	100%		
Dec 8	Det	W 1/1	8	4	0.0	0	0	0	1	57	98%		
Dec 15	at Min	L 1/1	12	7	1.0	1	0	0	0	75	100%		
Dec 22	Chi	W 1/1	4	2	2.0	0	0	1	0	53	82%		
Dec 29	at Dal	W 1/1	11	9	0.0	1	0	1	0	66	100%		
<b>Totals</b>		<b>15/15</b>	<b>137</b>	<b>96</b>	<b>4.0</b>	<b>3</b>	<b>1</b>	<b>2</b>	<b>4</b>	<b>991</b>	<b>83%</b>		
PLAYOFFS													
Jan 4	NO	L 1/1	10	0	0.0	0	0	0	0	72	100%		
<b>Totals</b>		<b>1/1</b>	<b>10</b>	<b>0</b>	<b>0.0</b>	<b>0</b>	<b>0</b>	<b>0</b>	<b>0</b>	<b>72</b>	<b>100%</b>		

2012 GAME-BY-GAME STATISTICS													
Date	Opp	GP/S	Tot	Solo	Sk	Int	PD	FF	FR	Snaps	Pct		
Sep 9	at Cle	W 1/1	5	4	0.0	0	0	0	0	54	89%		
Sep 16	Bal	W 1/1	6	5	0.0	0	3	0	0	69	100%		
Sep 23	at Ari	L 1/1	7	6	0.0	0	0	0	0	55	89%		
Sep 30	NYG	W 1/1	2	1	0.0	0	0	0	0	65	96%		
Oct 7	at Pit	L 1/1	5	2	0.0	0	2	0	0	70	96%		
Oct 14	Det	L 1/1	7	6	0.0	0	0	0	0	69	88%		
Oct 28	Atl	L 1/0	4	2	0.0	0	1	0	0	58	77%		
Nov 5	at NO	L 1/1	5	5	0.0	0	0	0	0	56	100%		
Nov 11	Dal	L 1/1	8	7	1.0	0	0	0	0	52	96%		
Nov 18	at Was	L 1/1	9	7	0.0	0	0	0	0	53	100%		
Nov 26	Car	L 1/1	6	4	0.0	0	1	0	0	66	97%		
Dec 2	at Dal	L 1/1	5	5	0.0	0	0	0	0	63	97%		
Dec 9	at TB	W 1/1	7	5	0.0	0	3	0	0	71	99%		
Dec 13	Cin	L 1/1	5	4	0.0	0	1	0	0	75	96%		
Dec 23	Was	L 1/1	7	7	0.0	0	0	0	0	51	96%		
Dec 30	at NYG	L 0/0	INACTIVE (CONCUSSION)										
<b>Totals</b>		<b>15/14</b>	<b>88</b>	<b>70</b>	<b>1.0</b>	<b>0</b>	<b>11</b>	<b>0</b>	<b>0</b>	<b>927</b>	<b>88%</b>		

## COLLEGE HIGHLIGHTS (Continued)

- Earned several All-America selections as a senior in 2011 and was named the Pac-12's Defensive Player of the Year. Played in all 13 games with 11 starts, leading the team in tackles with a career-high 106, while adding two interceptions and three sacks
- Earned second-team All-Pac 10 honors as a junior in 2010, leading Cal and ranking among the conference and national leaders with 8.5 sacks
- Also captured the Dick Artal Award on defense for the player best exemplifying Cal spirit and attitude
- As a sophomore in 2009, finished second on team in tackles with 71, adding one sack and one interception that he returned 68 yards for a touchdown vs. UCLA
- Played in all 13 games as a freshman in 2008, recording 15 tackles, one sack, and one blocked punt

## TRANSACTIONS

- 2012** Drafted by PHI in 2nd round (46th overall)  
Signed 4-year contract
- 8/24/15** Signed by PHI to 4-year extension through 2019

# DE CHRIS LONG 56



**6-3 | 270**  **10th Year**  
**BORN: March 28, 1985 (Age 32)**

**Charlottesville,  
Virginia** ☆

**St. Anne's-  
Belfield School**



**Virginia**

**D1-08 (2nd overall)  
by St. Louis**

**Acquired: FA (NE) 2017**

## SACK LEADERS

ACTIVE NFL DEFENSIVE ENDS SINCE 2008



**JULIUS  
PEPPERS**  
87.5



**CAMERON  
WAKE**  
81.5



**J.J.  
WATT**  
76.0



**CLIFF  
AVRIL**  
73.0



**CHARLES  
JOHNSON**  
67.5



**CHRIS  
LONG**  
58.5

Long has produced **eight-career multi-sack performances**, including three games with a **career-high 3.0 sacks**.



**Chris Long** was signed by the Philadelphia Eagles to a two-year contract on March 31, 2017, after spending the 2016 season with the Super Bowl LI-winning New England Patriots. Originally selected by the St. Louis Rams with the 2nd-overall pick in the 2008 NFL Draft, Long has compiled 398 tackles (246 solo), 80 TFL, 58.5 sacks, 12 PDs, 9 FFs and 6 FRs in 130 career regular-season games (102 starts).

## MOST SACKS

NEW ENGLAND PATRIOTS IN 2016

Trey Flowers	7.0
Jabaal Sheard	5.0
<b>Chris Long</b>	<b>4.0</b>
Rob Ninkovich	4.0

## MOST TACKLES FOR LOSS

NEW ENGLAND PATRIOTS IN 2016

Alan Branch	8.0
Trey Flowers	8.0
<b>Chris Long</b>	<b>7.0</b>
Jabaal Sheard	7.0

## CAREER HIGHLIGHTS

- Ranks 6th among active NFL defensive ends with 58.5 sacks since 2008, trailing only **Julius Peppers** (87.5), **Cameron Wake** (81.5), **J.J. Watt** (76.0), **Cliff Avril** (73.0) and **Charles Johnson** (67.5)

### 2016 - NEW ENGLAND (16/7, Playoffs: 3/0)

- Helped the Patriots win Super Bowl LI after making his first-career postseason appearance. Played 677 snaps (65%) in 16 regular-season games (seven starts) and recorded 4.0 sacks, 3 PDs, 1 FF and 1 FR

### 2013 - ST. LOUIS RAMS (16/16)

- Recovered a fumble of Colts QB **Andrew Luck** forced by Rams DE **Robert Quinn** and returned it 45 yards for his first-career TD at Ind. (11/10/13). Also tallied 4 tackles and 1 sack



## LONG'S CAREER STATISTICS

			TACKLES					PASS DEFENSE						FUMBLES			DEF SNAPS	
Year	Team	GP/S	Total	Solo	Asst	TFL	Sacks	Int	Yds	Lg	TD	PD	Hur	FF	FR	Yds	No	Pct
2008	St. Louis	16/16	61	40	21	10.0	4.0	0	0	--	0	0	12	0	1	2	N/A	N/A
2009	St. Louis	16/4	56	36	20	7.0	5.0	0	0	--	0	1	12	1	0	0	N/A	N/A
2010	St. Louis	16/16	35	22	13	8.0	8.5	0	0	--	0	2	20	3	1	0	N/A	N/A
2011	St. Louis	16/16	46	30	16	15.0	13.0	0	0	--	0	2	21	1	0	0	N/A	N/A
2012	St. Louis	16/16	56	35	21	15.0	11.5	0	0	--	0	1	19	0	0	0	877	82%
2013	St. Louis	16/16	59	35	24	13.0	8.5	0	0	--	0	3	12	2	2	45	839	79%
2014	St. Louis	6/6	21	11	10	3.0	1.0	0	0	--	0	0	1	0	1	0	232	22%
2015	St. Louis	12/5	29	18	11	2.0	3.0	0	0	--	0	0	5	1	0	0	484	42%
2016	New England	16/7	35	22	13	7.0	4.0	0	0	--	0	3	10	1	1	0	677	65%
<b>Totals</b>		<b>130/102</b>	<b>398</b>	<b>249</b>	<b>149</b>	<b>80.0</b>	<b>58.5</b>	<b>0</b>	<b>0</b>	<b>--</b>	<b>0</b>	<b>12</b>	<b>112</b>	<b>9</b>	<b>6</b>	<b>47</b>	<b>---</b>	<b>---</b>

PLAYOFFS																		
2016	New England	3/0	1	1	0	0.0	0.0	0	0	--	0	0	1	0	0	0	62	33%
<b>Totals</b>		<b>3/0</b>	<b>1</b>	<b>1</b>	<b>0</b>	<b>0.0</b>	<b>0.0</b>	<b>0</b>	<b>0</b>	<b>--</b>	<b>0</b>	<b>0</b>	<b>1</b>	<b>0</b>	<b>0</b>	<b>0</b>	<b>---</b>	<b>---</b>

## CAREER HIGHLIGHTS (Continued)

- Posted a career-high-tying 3.0 sacks of Seahawks QB **Russell Wilson** vs. Sea. (10/28/13) while adding 5 tackles, including 4 TFL. Marked his third-career game with 3.0 QB takedowns
- Recorded a career-high 8 tackles (4 solo) at Atl. (9/15/13)

### 2012 - ST. LOUIS RAMS (16/16)

- Led the Rams in sacks for the second-straight season with 11.5 takedowns. Tied for the 9th-most sacks in the NFL, trailing only **J.J. Watt** (20.5), **Aldon Smith** (19.5), **Von Miller** (18.5), **Cameron Wake** (15.0), **Clay Matthews** (13.0), **Geno Atkins** (12.5), **Charles Johnson** (12.5) and **Jared Allen** (12.0). Added 56 tackles (35 solo), 15.0 TFL and 1 PD
- Notched his second-career 3.0-sack game when he took down Seahawks QB **Russell Wilson** a career-high-tying three times vs. Sea. (12/30/12)
- Registered 3.0 TFL and 2.0 sacks of Jets QB **Mark Sanchez** vs. NYJ (11/18/12)



## THE FAMILY TREE

Long's father, Howie, played in the NFL for 13 seasons and was inducted into the Pro Football Hall of Fame in 2000 following seven Pro Bowl appearances and two Defensive Player of the Year awards. His older brother, Howie Jr., serves as a player personnel assistant with the Oakland Raiders and his younger brother, Kyle, plays offensive line for the Chicago Bears.

Long is also related to Gertrude Ederle, who became the first woman to swim across the English Channel in 1926.

## WATER BOYS

In 2015, the Chris Long Foundation was launched to raise money for "Water Boys," a signature initiative dedicated to building wells for communities in East Africa.

## HIGH SCHOOL STANDOUT

Long attended St. Anne's-Belfield School in Charlottesville, VA, and was named 2003 Gatorade Player of the Year in Virginia and rated as the 2nd-best player in the state by *Charlottesville Daily Progress*.

Long was a three-time first-team All-State selection on both offense and defense and was selected conference Defensive Player of the Year in his final two seasons, as well as Student Sports Junior All-American in 2002.

Long registered 91 tackles and 15.0 sacks as a senior to help his team to an undefeated season and a state championship.

He also played basketball, lacrosse and baseball.





## 2016 GAME-BY-GAME STATISTICS (NE)

Date	Opp	GP/S	Tot	Solo	Sk	Hur	PD	FF	FR	Snaps	Pct
Sep 11	at Ari	W 1/1	3	3	1.0	1	0	0	0	39	64%
Sep 18	Mia	W 1/1	2	2	0.0	3	1	0	1	45	70%
Sep 22	Hou	W 1/1	2	0	0.0	0	1	0	0	55	78%
Oct 2	Buf	L 1/1	4	2	0.0	0	0	0	0	60	77%
Oct 9	at Cle	W 1/0	1	0	0.0	0	0	0	0	47	75%
Oct 16	Cin	W 1/1	3	1	0.0	0	0	0	0	41	60%
Oct 23	at Pit	W 1/1	2	1	0.0	1	0	0	0	50	69%
Oct 30	at Buf	W 1/1	4	4	0.0	0	0	0	0	53	69%
Nov 13	Sea	L 1/0	0	0	0.0	0	0	0	0	37	53%
Nov 20	at SF	W 1/0	3	1	0.0	0	0	0	0	45	71%
Nov 27	at NYJ	W 1/0	1	1	1.0	0	0	1	0	30	53%
Dec 4	LAR	W 1/0	1	1	1.0	3	0	0	0	30	59%
Dec 12	Bal	W 1/0	4	2	0.0	0	0	0	0	46	66%
Dec 18	at Den	W 1/0	2	2	0.0	0	0	0	0	33	53%
Dec 24	NYJ	W 1/0	2	1	1.0	1	0	0	0	31	55%
Jan 1	at Mia	W 1/0	1	1	0.0	1	1	0	0	35	59%
<b>Totals</b>		<b>16/7</b>	<b>35</b>	<b>22</b>	<b>4.0</b>	<b>10</b>	<b>3</b>	<b>1</b>	<b>1</b>	<b>677</b>	<b>65%</b>

## PLAYOFFS

Jan 14	Hou	W 1/0	0	0	0.0	0	0	0	0	27	39%
Jan 22	Pit	W 1/0	1	1	0.0	0	0	0	0	20	29%
Feb 5	Atl	W 1/0	0	0	0.0	1	0	0	0	15	31%
<b>Totals</b>		<b>3/0</b>	<b>1</b>	<b>1</b>	<b>0.0</b>	<b>1</b>	<b>0</b>	<b>0</b>	<b>0</b>	<b>62</b>	<b>33%</b>

## CAREER HIGHS

<b>Total Tackles</b>	8	3x, last: 9/15/13 at Atl.
<b>Solo Tackles</b>	6	2x, last: 11/30/14 vs. Oak.
<b>Sacks</b>	3.0	3x, last: 10/28/13 vs. Sea.
<b>Hurries</b>	3	12x, last: 12/4/16 vs. LAR
<b>PDs</b>	1	12x, last: 1/1/17 at Mia.
<b>FFs</b>	1	9x, last: 11/27/16 at NYJ
<b>FRs</b>	1	6x, last: 9/18/16 vs. Mia.



## 2015 GAME-BY-GAME STATISTICS (STL)

Date	Opp	GP/S	Tot	Solo	Sk	Hur	PD	FF	FR	Snaps	Pct
Sep 13	Sea	W 1/1	5	3	0.0	0	0	0	0	53	65%
Sep 20	at Was	L 1/1	5	3	1.0	2	0	0	0	50	69%
Sep 27	Pit	L 1/1	0	0	0.0	0	0	0	0	45	71%
Oct 4	at Ari	W 1/1	2	1	1.0	1	0	0	0	51	69%
Oct 11	at GB	L 1/1	1	0	0.0	0	0	0	0	15	24%
Oct 25	Cle	W 0/0	INACTIVE (KNEE)								
Nov 1	SF	W 0/0	INACTIVE (KNEE)								
Nov 8	at Min	L 0/0	INACTIVE (KNEE)								
Nov 15	Chi	L 0/0	INACTIVE (KNEE)								
Nov 22	at Bal	L 1/0	1	0	0.0	0	0	0	0	35	46%
Nov 29	at Cin	L 1/0	5	3	0.0	0	0	0	0	33	56%
Dec 6	Ari	L 1/0	3	2	0.0	0	0	0	0	48	57%
Dec 13	Det	W 1/0	1	1	0.0	0	0	0	0	40	56%
Dec 17	TB	W 1/0	1	1	0.0	1	0	0	0	39	48%
Dec 27	at Sea	W 1/0	2	2	0.0	0	0	1	0	41	56%
Jan 3	at SF	L 1/0	3	2	1.0	1	0	0	0	34	42%
<b>Totals</b>		<b>12/5</b>	<b>29</b>	<b>18</b>	<b>3.0</b>	<b>5</b>	<b>0</b>	<b>1</b>	<b>0</b>	<b>484</b>	<b>42%</b>

## CAREER HIGHLIGHTS (Continued)

- Totaled 2.0 sacks of Bears QB **Jay Cutler** at Chi. (9/23/12)

### 2011 - ST. LOUIS RAMS (16/16)

- Started all 16 games and posted a career-high 13.0 sacks, ranking 7th in the NFL behind **Jared Allen** (22.0), **DeMarcus Ware** (19.5), **Jason Babin** (18.0), **Jason Pierre-Paul** (16.5), **Aldon Smith** (14.0) and **Terrell Suggs** (14.0)
- Collected a pair of sacks against 49ers QB **Alex Smith** at SF (12/4/11). Finished with 5 tackles (4 solo)
- Produced a career-high-tying 3.0 sacks of Saints QB **Drew Brees** vs. NO (10/30/11). Also posted 4 tackles and 1 PD

### 2010 - ST. LOUIS RAMS (16/16)

- Opened all 16 games and recorded 35 tackles (22 solo), 8.5 sacks, a career-high 3 FFs, 2 PDs and 1 FR
- Recorded a multi-sack performance (2.0) against Chargers QB **Philip Rivers** vs. SD (10/17/10)

### 2009 - ST. LOUIS RAMS (16/4)

- Ranked 2nd on the Rams with 5.0 sacks, trailing only **Leonard Little** (6.5). Also posted 56 tackles (36 solo), 7.0 TFL, 1 FF and 1 PD

### 2008 - ST. LOUIS RAMS (16/16)

- Started all 16 games of his rookie campaign in 2008, registering 61 tackles and 4.0 sacks, which tied for 2nd among NFC rookies, trailing only **Cliff Avril** (5.0). Also recovered one fumble
- Tallied his first-career multi-sack game when he brought down Patriots QB **Matt Cassel** twice at NE (10/26/08)
- Posted a career-high-tying 8 tackles (3 solo) and 1.0 sack against Bills QB **Trent Edwards** vs. Buf. (9/28/08)



## 2014 GAME-BY-GAME STATISTICS (STL)

Date	Opp	GP/S	Tot	Solo	Sk	Hur	PD	FF	FR	Snaps	Pct
Sep 7	Min	L 1/1	4	0	0.0	0	0	0	0	28	48%
Sep 14	at TB	W 0/0	IR - DESIGNATED TO RETURN (ANKLE)								
Sep 21	Dal	L 0/0	IR - DESIGNATED TO RETURN (ANKLE)								
Oct 5	at Phi	L 0/0	IR - DESIGNATED TO RETURN (ANKLE)								
Oct 13	SF	L 0/0	IR - DESIGNATED TO RETURN (ANKLE)								
Oct 19	Sea	W 0/0	IR - DESIGNATED TO RETURN (ANKLE)								
Oct 26	at KC	L 0/0	IR - DESIGNATED TO RETURN (ANKLE)								
Nov 2	at SF	W 0/0	IR - DESIGNATED TO RETURN (ANKLE)								
Nov 9	at Ari	L 0/0	IR - DESIGNATED TO RETURN (ANKLE)								
Nov 16	Den	W 0/0	IR - DESIGNATED TO RETURN (ANKLE)								
Nov 23	at SD	L 0/0	IR - DESIGNATED TO RETURN (ANKLE)								
Nov 30	Oak	W 1/1	7	6	1.0	1	0	0	1	38	49%
Dec 7	at Was	W 1/1	3	2	0.0	0	0	0	0	30	54%
Dec 11	Ari	L 1/1	4	2	0.0	0	0	0	0	48	71%
Dec 21	NYG	L 1/1	1	1	0.0	0	0	0	0	45	63%
Dec 28	at Sea	L 1/1	2	0	0.0	0	0	0	0	43	69%
<b>Totals</b>		<b>6/6</b>	<b>21</b>	<b>11</b>	<b>1.0</b>	<b>1</b>	<b>0</b>	<b>0</b>	<b>1</b>	<b>232</b>	<b>22%</b>

## 2013 GAME-BY-GAME STATISTICS (STL)

Date	Opp	GP/S	Tot	Solo	Sk	Hur	PD	FF	FR	Snaps	Pct
Sep 8	Ari	W 1/1	0	0	0.0	0	1	0	1	64	90%
Sep 15	at Atl	L 1/1	8	4	0.0	1	0	0	0	54	84%
Sep 22	at Dal	L 1/1	1	1	0.0	0	0	0	0	49	79%
Sep 26	SF	L 1/1	3	2	0.5	1	0	0	0	60	87%
Oct 6	Jax	W 1/1	4	3	1.0	0	0	1	0	55	92%
Oct 13	at Hou	W 1/1	4	3	1.0	1	1	1	0	55	72%
Oct 20	at Car	L 1/1	3	1	0.0	0	0	0	0	25	42%
Oct 28	Sea	L 1/1	5	4	3.0	3	0	0	0	37	84%
Nov 3	Ten	L 1/1	4	0	0.0	1	0	0	0	51	82%
Nov 10	at Ind	W 1/1	5	4	1.0	1	0	0	1	49	66%
Nov 24	Chi	W 1/1	5	2	0.0	1	1	0	0	63	80%
Dec 1	at SF	L 1/1	3	3	0.0	0	0	0	0	49	73%
Dec 8	at Ari	L 1/1	3	1	0.0	0	0	0	0	51	75%
Dec 15	NO	W 1/1	5	2	0.0	1	0	0	0	70	81%
Dec 22	TB	W 1/1	2	2	1.0	1	0	0	0	54	92%
Dec 29	at Sea	L 1/1	4	3	1.0	1	0	0	0	53	82%
<b>Totals</b>		<b>16/16</b>	<b>59</b>	<b>35</b>	<b>8.5</b>	<b>12</b>	<b>3</b>	<b>2</b>	<b>2</b>	<b>839</b>	<b>79%</b>

## TOUCHDOWNS

Date	Opponent	TDs
11/10/13	vs. Indianapolis Colts (W, 38-8)	45-yard FR

## CAREER HIGHLIGHTS (Continued)

- Registered a career-high 8 tackles (6 solo) at Sea. (9/21/08)
- Earned his first-career sack against Giants QB **Eli Manning** vs. NYG (9/14/08)

## COLLEGE HIGHLIGHTS

- Amassed 22.0 career sacks in his collegiate career at Virginia, which is tied for 7th on the school's all-time list
- Voted as a team captain his junior and senior years. As a senior, tied for 3rd in the nation with 14.0 sacks
- Was a unanimous All-America and All-Atlantic Conference first-team selection as a senior. Also named ACC Defensive Player of the Year and was a recipient of the Ted Hendricks Award, given to the nation's top defensive end
- Also as a senior, named the Dudley Award winner as the top collegiate player in the state of Virginia and was a finalist for the Vince Lombardi Award, the Bronko Nagurski Trophy and the Ronnie Lott Trophy. Had his jersey retired prior to his final home game with the Cavaliers
- As a junior, received the Ned McDonald Award as the team's top defensive player, the Colonel F.C. McCue Award as the team's most outstanding interior lineman and the Joe Palumbo Award honoring the player for self-sacrifice, dedication and enthusiasm

## MULTI-SACK GAMES (8)

Date	Opponent	Sacks
10/28/13	vs. Seattle Seahawks (L, 9-14)	3.0
12/30/12	at Seattle Seahawks (L, 13-20)	3.0
10/30/11	vs. New Orleans Saints (W, 31-21)	3.0
11/18/12	vs. New York Jets (L, 13-27)	2.0
9/23/12	at Chicago Bears (L, 6-23)	2.0
12/4/11	at San Francisco 49ers (L, 0-26)	2.0
10/17/10	vs. San Diego Chargers (W, 20-17)	2.0
10/26/08	at New England Patriots (L, 16-23)	2.0

## TRANSACTIONS

- 2008** Drafted by StL in 1st round (2nd overall)  
*Signed 5-year contract*
- 7/29/12** Re-signed by StL to 4-year contract extension
- 9/10/14** Placed on IR Designated for Return (ankle)
- 11/24/14** Activated from IR Designated for Return (ankle)
- 2/19/16** Released by StL
- 3/18/16** Signed by NE to 1-year contract
- 3/30/17** Signed by PHI to 2-year contract



## 2012 GAME-BY-GAME STATISTICS (STL)

Date	Opp	GP/S	Tot	Solo	Sk	Hur	PD	FF	FR	Snaps	Pct
Sep 9	at Det	L 1/1	3	2	0.0	1	0	0	0	58	87%
Sep 16	Was	W 1/1	5	2	0.0	0	0	0	0	47	78%
Sep 23	at Chi	L 1/1	5	3	2.0	3	0	0	0	52	75%
Sep 30	Sea	W 1/1	4	2	0.0	0	0	0	0	47	77%
Oct 4	Ari	W 1/1	3	2	1.0	2	0	0	0	62	77%
Oct 14	at Mia	L 1/1	5	4	1.0	1	0	0	0	44	82%
Oct 21	GB	L 1/1	1	0	0.0	0	0	0	0	53	78%
Oct 28	NE	L 1/1	1	0	0.0	0	0	0	0	60	85%
Nov 11	at SF	T 1/1	5	4	1.0	2	0	0	0	57	86%
Nov 18	NYJ	L 1/1	3	3	2.0	2	0	0	0	48	74%
Nov 25	at Ari	W 1/1	0	0	0.0	0	1	0	0	67	85%
Dec 2	SF	W 1/1	5	2	0.0	0	0	0	0	67	87%
Dec 9	at Buf	W 1/1	5	2	0.5	3	0	0	0	49	85%
Dec 16	Min	L 1/1	2	2	0.0	0	0	0	0	49	83%
Dec 23	at TB	W 1/1	3	2	1.0	2	0	0	0	67	83%
Dec 30	at Sea	L 1/1	6	5	3.0	3	0	0	0	50	83%
<b>Totals</b>		<b>16/16</b>	<b>56</b>	<b>35</b>	<b>11.5</b>	<b>19</b>	<b>1</b>	<b>0</b>	<b>0</b>	<b>877</b>	<b>82%</b>

## 2011 GAME-BY-GAME STATISTICS (STL)

Date	Opp	GP/S	Tot	Solo	Sk	Hur	PD	FF	FR	Snaps	Pct
Sep 11	Phi	L 1/1	2	2	1.0	2	0	0	0	N/A	N/A
Sep 19	at NYG	L 1/1	5	3	1.0	2	1	0	0	N/A	N/A
Sep 25	Bal	L 1/1	2	1	1.0	2	0	0	0	N/A	N/A
Oct 2	Was	L 1/1	1	1	0.0	1	0	0	0	N/A	N/A
Oct 16	at GB	L 1/1	2	2	0.0	0	0	0	0	N/A	N/A
Oct 23	at Dal	L 1/1	1	0	0.0	0	0	0	0	N/A	N/A
Oct 30	NO	W 1/1	4	3	3.0	3	1	0	0	N/A	N/A
Nov 6	at Ari	L 1/1	3	2	1.0	0	0	1	0	N/A	N/A
Nov 13	at Cle	W 1/1	3	2	1.0	1	0	0	0	N/A	N/A
Nov 20	Sea	L 1/1	2	1	1.0	2	0	0	0	N/A	N/A
Nov 27	Ari	L 1/1	5	3	1.0	2	0	0	0	N/A	N/A
Dec 4	at SF	L 1/1	5	4	2.0	3	0	0	0	N/A	N/A
Dec 12	at Sea	L 1/1	3	1	0.0	1	0	0	0	N/A	N/A
Dec 18	Cin	L 1/1	3	3	1.0	1	0	0	0	N/A	N/A
Dec 24	at Pit	L 1/1	2	1	0.0	0	0	0	0	N/A	N/A
Jan 1	SF	L 1/1	3	1	0.0	1	0	0	0	N/A	N/A
<b>Totals</b>		<b>16/16</b>	<b>46</b>	<b>30</b>	<b>13.0</b>	<b>21</b>	<b>2</b>	<b>1</b>	<b>0</b>	<b>N/A</b>	<b>N/A</b>

## 2010 GAME-BY-GAME STATISTICS (STL)

Date	Opp	GP/S	Tot	Solo	Sk	Hur	PD	FF	FR	Snaps	Pct
Sep 12	Ari	L 1/1	2	1	0.0	3	0	0	0	N/A	N/A
Sep 19	at Oak	L 1/1	2	1	0.0	0	0	0	0	N/A	N/A
Sep 26	Was	W 1/1	2	1	0.0	1	0	0	0	N/A	N/A
Oct 3	Sea	W 1/1	4	1	0.5	1	0	0	0	N/A	N/A
Oct 10	at Det	L 1/1	3	2	0.0	1	0	0	0	N/A	N/A
Oct 17	SD	W 1/1	2	2	2.0	2	0	0	0	N/A	N/A
Oct 24	at TB	L 1/1	1	1	1.0	2	0	1	0	N/A	N/A
Oct 31	Car	W 1/1	2	2	1.0	0	0	1	1	N/A	N/A
Nov 14	at SF	L 1/1	5	2	1.0	3	1	0	0	N/A	N/A
Nov 21	Atl	L 1/1	1	1	0.0	0	0	0	0	N/A	N/A
Nov 28	at Den	W 1/1	2	2	1.0	2	1	0	0	N/A	N/A
Dec 5	at Ari	W 1/1	1	1	0.0	0	0	0	0	N/A	N/A
Dec 12	at NO	L 1/1	1	1	0.0	0	0	0	0	N/A	N/A
Dec 19	KC	L 1/1	2	1	1.0	3	0	0	0	N/A	N/A
Dec 26	SF	W 1/1	2	2	1.0	1	0	1	0	N/A	N/A
Jan 2	at Sea	L 1/1	3	1	0.0	1	0	0	0	N/A	N/A
<b>Totals</b>		<b>16/16</b>	<b>35</b>	<b>22</b>	<b>8.5</b>	<b>20</b>	<b>2</b>	<b>3</b>	<b>1</b>	<b>N/A</b>	<b>N/A</b>

## 2009 GAME-BY-GAME STATISTICS (STL)

Date	Opp	GP/S	Tot	Solo	Sk	Hur	PD	FF	FR	Snaps	Pct
Sep 13	at Sea	L 1/0	7	5	0.0	0	0	0	0	N/A	N/A
Sep 20	at Was	L 1/0	5	4	0.0	0	0	0	0	N/A	N/A
Sep 27	GB	L 1/0	6	3	0.0	0	0	0	0	N/A	N/A
Oct 4	at SF	L 1/0	0	0	0.0	0	0	0	0	N/A	N/A
Oct 11	Min	L 1/0	4	1	0.0	0	0	0	0	N/A	N/A
Oct 18	at Jax	L 1/0	6	2	0.0	1	0	0	0	N/A	N/A
Oct 25	Ind	L 1/1	4	2	0.0	0	0	0	0	N/A	N/A
Nov 1	at Det	W 1/0	5	4	1.0	1	0	0	0	N/A	N/A
Nov 15	NO	L 1/0	1	1	1.0	2	0	0	0	N/A	N/A
Nov 22	Ari	L 1/0	1	1	1.0	2	0	0	0	N/A	N/A
Nov 29	Sea	L 1/0	2	1	0.0	0	0	0	0	N/A	N/A
Dec 6	at Chi	L 1/0	4	2	1.0	1	0	0	0	N/A	N/A
Dec 13	at Ten	L 1/0	2	1	0.0	0	0	0	0	N/A	N/A
Dec 20	Hou	L 1/1	2	2	0.0	1	0	0	0	N/A	N/A
Dec 27	at Ari	L 1/1	3	3	1.0	2	0	1	0	N/A	N/A
Jan 3	SF	L 1/1	4	4	0.0	2	1	0	0	N/A	N/A
<b>Totals</b>		<b>16/4</b>	<b>56</b>	<b>36</b>	<b>5.0</b>	<b>12</b>	<b>1</b>	<b>1</b>	<b>0</b>	<b>N/A</b>	<b>N/A</b>

# DE CHRIS LONG 56



## 2008 GAME-BY-GAME STATISTICS (STL)

Date	Opp	GP/S	Tot	Solo	Sk	Hur	PD	FF	FR	Snaps	Pct
Sep 7	at Phi	L 1/1	4	2	0.0	0	0	0	0	N/A	N/A
Sep 14	NYG	L 1/1	5	4	1.0	1	0	0	0	N/A	N/A
Sep 21	at Sea	L 1/1	8	6	0.0	0	0	0	0	N/A	N/A
Sep 28	Buf	L 1/1	8	3	1.0	1	0	0	0	N/A	N/A
Oct 12	at Was	W 1/1	4	3	0.0	0	0	0	1	N/A	N/A
Oct 19	Dal	W 1/1	3	3	0.0	3	0	0	0	N/A	N/A
Oct 26	at NE	L 1/1	7	5	2.0	2	0	0	0	N/A	N/A
Nov 2	Ari	L 1/1	4	3	0.0	1	0	0	0	N/A	N/A
Nov 9	at NYJ	L 1/1	4	3	0.0	0	0	0	0	N/A	N/A
Nov 16	at SF	L 1/1	1	0	0.0	0	0	0	0	N/A	N/A
Nov 23	Chi	L 1/1	3	2	0.0	0	0	0	0	N/A	N/A
Nov 30	Mia	L 1/1	2	1	0.0	2	0	0	0	N/A	N/A
Dec 7	at Ari	L 1/1	0	0	0.0	0	0	0	0	N/A	N/A
Dec 14	Sea	L 1/1	5	4	0.0	0	0	0	0	N/A	N/A
Dec 21	SF	L 1/1	2	1	0.0	2	0	0	0	N/A	N/A
Dec 28	at Atl	L 1/1	1	0	0.0	0	0	0	0	N/A	N/A
<b>Totals</b>		<b>16/16</b>	<b>61</b>	<b>40</b>	<b>4.0</b>	<b>12</b>	<b>0</b>	<b>0</b>	<b>1</b>	<b>N/A</b>	<b>N/A</b>



# LS RICK LOVATO 45



**6-2 | 249**  **1st Year**  
**BORN: Sept. 9, 1992 (Age 25)**

**Middletown,  
New Jersey**  
  
**Middletown  
High School  
South**



**Old Dominion**  
**UDFA (2015) by Chicago**  
**Acquired: FA 2016**



A four-year letterman at Old Dominion, **Rick Lovato** snapped in all 50 games during his four-year collegiate career. Lovato entered the NFL in 2015 as an undrafted free agent with the Chicago Bears and saw his first NFL game action as a member of the Green Bay Packers in Week 16 of the 2015 season. Lovato snapped in the Packers' final two regular-season contests and both of the club's playoff games. In 2016, he appeared in two contests with the Washington Redskins before signing with the Eagles on Dec. 12, 2016, following a season-ending injury to veteran long snapper **Jon Dorenbos**.

## CAREER HIGHLIGHTS

- Joined the Eagles in 2016 and served as the team's long snapper for the final three games after previously long snapping for the Redskins vs. GB (11/20/16) and at Dal. (11/24/16)
- In 2015, snapped in the Packers' final two regular-season games at Ari. (12/27/15) and vs. Min. (1/3/16). Also played in both of Green Bay's postseason contests at Was. (1/10/16) and at Ari. (1/16/16)

## BIRDSEED

- Began long snapping as a freshman at Middletown South (NJ) High School. Also played center and defensive line
- Named third-team all-Monmouth County and all-conference as a senior in 2010

## COLLEGE HIGHLIGHTS

- Served as Old Dominion's long snapper in all 50 games during his four-year college career. Registered four career tackles on special teams
- Named a College Sports News Fabulous 50 All-American and was selected an FCS All-American as a sophomore in 2012

## TRANSACTIONS

- 2015** Signed by CHI as UDFA
- 8/31/15** Waived by CHI
- 12/22/15** Signed by GB
- 9/3/16** Waived by GB
- 11/19/16** Signed by WAS
- 11/29/16** Waived by WAS
- 12/12/16** Signed by PHI

LOVATO'S CAREER SERVICE			
			ST
Year	Team	GP	T
2015	Green Bay	2	0
2016	Washington	2	0
	Philadelphia	3	0
	<i>Totals</i>	5	0
<b>Totals</b>		<b>7</b>	<b>0</b>
PLAYOFFS			
2015	Green Bay	2	0
<b>Totals</b>		<b>2</b>	<b>0</b>



# S CHRIS MARAGOS 42



**5-10 | 200**  **8th Year**  
**BORN: Jan. 6, 1987 (Age 30)**

**Racine,  
Wisconsin**  
**William Horlick  
High School** ★



**Wisconsin**  
**UDFA (2010) by San Francisco**  
**Acquired: FA (Sea) 2014**

## IMPACT PLAYS

**Blocked punt at NE (12/6/15)**

\* Returned by Najee Goode for TD

**Forced fumble at NYG (12/28/14)**

**Deflected punt vs. NYG (10/12/14)**

**Blocked punt return TD vs. StL (10/5/14)**

**Recovered fumble at Car. (9/8/13)**

## THREE STEP DROP

**Biggest pet peeve: Sitting in traffic**

**If he could play another sport,  
what position/team: Second baseman,  
Milwaukee Brewers**

**Favorite quote: From his father - "Whatever  
your mind can conceive and believe, it  
can achieve."**

**Favorite TV show: Shark Tank**

**Favorite family tradition:  
Going to every Wisconsin home  
football game as a kid**

**Three favorite throwback jerseys:  
Michael Jordan, Chicago Bulls;  
Julius Erving, Philadelphia 76ers;  
Magic Johnson, Los Angeles Lakers**



One of the top special teams players in the league, **Chris Maragos** took a long and arduous road to even reach the NFL. He made it despite not receiving any offers to play football coming out of high school or any sort of ranking on *Rivals*. He walked on at both Western Michigan and Wisconsin as a receiver and received a scholarship offer for only his final season with the Badgers.

He joined the 49ers as a rookie free agent in 2010 with a signing bonus of \$4,000 but became a special teams standout during a three-year tenure with Seattle from 2011-13, which included a Super Bowl championship. He joined the Eagles after signing a three-year contract in 2014 and was resigned to a three-year extension (through 2019) in 2016.

## SPECIAL TEAMS TACKLES

EAGLES PLAYERS SINCE 2014

<b>Chris Maragos</b>	<b>43</b>
<b>Trey Burton</b>	<b>33</b>
<b>Najee Goode</b>	<b>24</b>

EAGLES PLAYERS IN 2016

<b>Chris Maragos</b>	<b>13</b>
<b>Najee Goode</b>	<b>12</b>
<b>Mychal Kendricks</b>	<b>9</b>

## CAREER HIGHLIGHTS

- Has recorded 78 special teams tackles in 93 career regular-season games, including an Eagles-high 43 tackles from 2014-16
- Was a force on the NFL's top-ranked special teams units in 2014, leading the Eagles with 14 special teams tackles, while forcing a fumble, blocking a punt and scoring his first career TD after a blocked punt. Voted a **Pro Bowl second alternate**

**2016 - PHILADELPHIA EAGLES (16/0)**

- Registered a team-high 13 special teams tackles, marking the second time he led the Eagles in that category since joining the team in 2014



## MARAGOS' CAREER STATISTICS

Year	Team	GP/S	TACKLES					PASS DEFENSE						FUMBLES			DEF SNAPS		ST	
			Total	Solo	Asst	TFL	Sacks	Int	Yds	Lg	TD	PD	Hur	FF	FR	Yds	No	Pct		No
2010	San Francisco	3/0	0	0	0	0.0	0.0	0	0	--	0	0	0	0	0	0	0	N/A	N/A	5
2011	Seattle	11/0	1	1	0	0.0	0.0	0	0	--	0	0	0	0	0	0	N/A	N/A	11	
2012	Seattle	16/0	3	2	1	0.0	0.0	0	0	--	0	0	1	0	0	0	32	3%	9	
2013	Seattle	16/0	3	3	0	1.0	0.0	0	0	--	0	0	0	0	0	0	51	5%	10	
2014	Philadelphia	16/0	0	0	0	0.0	0.0	0	0	--	0	0	0	0	0	0	15	1%	14	
2015	Philadelphia	15/2	18	10	8	0.0	0.0	0	0	--	0	1	0	0	0	0	305	25%	16	
2016	Philadelphia	16/0	0	0	0	0.0	0.0	0	0	--	0	0	0	0	0	0	1	0%	13	
<b>Totals</b>		<b>93/2</b>	<b>25</b>	<b>16</b>	<b>9</b>	<b>1.0</b>	<b>0.0</b>	<b>0</b>	<b>0</b>	<b>--</b>	<b>0</b>	<b>1</b>	<b>1</b>	<b>0</b>	<b>0</b>	<b>0</b>	<b>---</b>	<b>---</b>	<b>78</b>	

## PLAYOFFS

2012	Seattle	2/0	0	0	0	0.0	0.0	0	0	--	0	0	0	0	0	0	0	0%	1
2013	Seattle	3/0	0	0	0	0.0	0.0	0	0	--	0	0	0	0	0	0	1	1%	2
<b>Totals</b>		<b>5/0</b>	<b>0</b>	<b>0</b>	<b>0</b>	<b>0.0</b>	<b>0.0</b>	<b>0</b>	<b>0</b>	<b>--</b>	<b>0</b>	<b>0</b>	<b>0</b>	<b>0</b>	<b>0</b>	<b>0</b>	<b>---</b>	<b>---</b>	<b>3</b>

## ADDITIONAL CAREER STATISTICS

**Special Teams Forced Fumbles:** (1) - 12/28/14 at N.Y. Giants **Special Teams Fumble Recoveries:** (1) - 9/8/13 at Carolina

**Touchdowns:** (1) - Recovered a blocked punt and returned it 10 yards vs. St. Louis on 10/5/14



## THE SOCIAL NETWORK

Maragos used an unlikely source to get his shot at Wisconsin: Facebook. "I was a walk-on receiver at Western Michigan, but it was always a dream of mine to play at Wisconsin. My brother was the mascot there and he knew some guys on the team. So, I decided to give it a shot."

Maragos looked up Wisconsin's starting WR Luke Swan on Facebook and sent him a message. "I told him my brother was Bucky Badger and wanted a shot to play at Wisconsin. He responded and got my film in front of the coaches. Next thing I knew they were asking me to walk on. It was amazing."

## LIKE FATHER, LIKE SON

Maragos credits his father, Nick, who coached him in little league, for instilling the relentless work ethic he possesses.

"We never stopped practicing when I was growing up. We'd play catch with the football for hours in our cul-de-sac and then he'd hit ground ball after ground ball to me on many hot summer days. He taught me all about work ethic, commitment and character."

## EARLY MENTORS

Maragos began his football career in second grade for the Buffalo Bills of the Racine Youth Sports league in Wisconsin. He was coached by his father, Nick, as well as Bob Evans and Anthony D'Alie and credits them for helping him become the player he is today. "They were so detail-oriented and were hard-nosed coaches. I learned a lot about the game of football from them. Plus we never lost. Ever."



## BIRDSEED

Maragos and his wife, Serah, have two sons, Micah and Mason, and reside in Philadelphia and Naples, FL. Maragos is the son of Nick and Cindy Maragos. His father, Nick, played safety at Northern Iowa, and his brother, Troy, served as Bucky Badger, the Wisconsin mascot. Troy is currently a pastor in Naples, FL.

Maragos earned many awards during his tenure at Wisconsin: UW Tom Wiesner Award (best Wisconsin-born student athlete), UW 2009 male student-athlete of the year, and AFCA Good Works team. Maragos earned his bachelor's degree in life sciences and communication at Wisconsin.

Maragos was a three-year starter, two-time captain and team MVP at William Horlick (WI) HS, where he earned all-state, all-southeast conference, all-district and all-county accolades as a wide receiver. He was also named Wisconsin's Gatorade Player of the Year in 2004.

Maragos was a 12-time all-conference recipient between football and track at William Horlick, and he also earned letters in both baseball and basketball.



2016 GAME-BY-GAME STATISTICS												
Date	Opp	GP/S	Tot	Solo	Sk	Int	PD	FF	FR	Snaps	Pct	
Sep 11	Cle	W	1/0	0	0	0.0	0	0	0	0	1	2%
Sep 19	at Chi	W	1/0	0	0	0.0	0	0	0	0	0	0%
Sep 25	Pit	W	1/0	0	0	0.0	0	0	0	0	0	0%
Oct 9	at Det	L	1/0	0	0	0.0	0	0	0	0	0	0%
Oct 16	at Was	L	1/0	0	0	0.0	0	0	0	0	0	0%
Oct 23	Min	W	1/0	0	0	0.0	0	0	0	0	0	0%
Oct 30	at Dal	L	1/0	0	0	0.0	0	0	0	0	0	0%
Nov 6	at NYG	L	1/0	0	0	0.0	0	0	0	0	0	0%
Nov 13	Atl	W	1/0	0	0	0.0	0	0	0	0	0	0%
Nov 20	at Sea	L	1/0	0	0	0.0	0	0	0	0	0	0%
Nov 28	GB	L	1/0	0	0	0.0	0	0	0	0	0	0%
Dec 4	at Cin	L	1/0	0	0	0.0	0	0	0	0	0	0%
Dec 11	Was	L	1/0	0	0	0.0	0	0	0	0	0	0%
Dec 18	at Bal	L	1/0	0	0	0.0	0	0	0	0	0	0%
Dec 22	NYG	W	1/0	0	0	0.0	0	0	0	0	0	0%
Jan 1	Dal	W	1/0	0	0	0.0	0	0	0	0	0	0%
<b>Totals</b>			<b>16/0</b>	<b>0</b>	<b>0</b>	<b>0.0</b>	<b>0</b>	<b>0</b>	<b>0</b>	<b>0</b>	<b>1</b>	<b>0%</b>

2015 GAME-BY-GAME STATISTICS													
Date	Opp	GP/S	Tot	Solo	Sk	Int	PD	FF	FR	Snaps	Pct		
Sep 14	at Atl	L	1/0	5	2	0.0	0	0	0	0	36	47%	
Sep 20	Dal	L	1/0	0	0	0.0	0	0	0	0	43	51%	
Sep 27	at NYJ	W	1/1	0	0	0.0	0	0	0	0	12	15%	
Oct 4	at Was	L	0/0	INACTIVE (QUAD)									
Oct 11	NO	W	1/1	1	1	0.0	0	0	0	0	43	62%	
Oct 19	NYG	W	1/0	0	0	0.0	0	0	0	0	48	71%	
Oct 25	at Car	L	1/0	5	0	0.0	0	0	0	0	30	49%	
Nov 8	at Dal	W	1/0	4	4	0.0	0	0	0	0	43	55%	
Nov 15	Mia	L	1/0	1	1	0.0	0	1	0	0	33	49%	
Nov 22	TB	L	1/0	0	0	0.0	0	0	0	0	0	0%	
Nov 26	at Det	L	1/0	0	0	0.0	0	0	0	0	0	0%	
Dec 6	at NE	W	1/0	0	0	0.0	0	0	0	0	0	0%	
Dec 13	Buf	W	1/0	0	0	0.0	0	0	0	0	0	0%	
Dec 20	Ari	L	1/0	0	0	0.0	0	0	0	0	11	14%	
Dec 26	Was	L	1/0	0	0	0.0	0	0	0	0	2	3%	
Jan 3	at NYG	W	1/0	2	2	0.0	0	0	0	0	4	5%	
<b>Totals</b>			<b>15/2</b>	<b>18</b>	<b>10</b>	<b>0.0</b>	<b>0</b>	<b>1</b>	<b>0</b>	<b>0</b>	<b>305</b>	<b>25%</b>	

*Eagles Special Teams Coordinator Dave Fipp on the importance of Chris Maragos*

“

**As much of an impact that he makes on the field, he makes just as much of one, if not more, off the field inside the meeting room with the guys. He does more teaching than I do with half of those guys. He just does it all for us.**

”



## CAREER HIGHLIGHTS (Continued)

### 2015 - PHILADELPHIA EAGLES (15/2)

- Blocked a punt by **Ryan Allen** at NE (12/6/15) that was returned for a TD by **Najee Goode**
- Made the first start of his career in a win at NYJ (9/27/15)

### 2014 - PHILADELPHIA EAGLES (16/0)

- In his first season with the Eagles was voted a **Pro Bowl second alternate**
- Forced a fumble by Redskins WR **Preston Parker** on the kickoff team at NYG (12/28/14)
- Deflected a **Steve Weatherford** punt vs. NYG (10/12/14)
- Scooped up a **Johnny Hekker** punt (blocked by Eagles TE **James Casey**) and returned it 10 yards for his first career NFL touchdown vs. StL (10/5/14). The TD was his first since a fake field goal run for a score at Wisconsin in 2009

### 2013 - SEATTLE SEAHAWKS (16/0, Playoffs: 3/0)

- Served as a reserve safety and key special teams contributor on a Seahawks team that captured Super Bowl XLVIII. Tallied 10 special teams tackles in the regular season and added 2 in the postseason
- Recovered a fumble on punt coverage at Car. (9/8/13)



## 2014 GAME-BY-GAME STATISTICS

Date	Opp	GP/S	Tot	Solo	Sk	Int	PD	FF	FR	Snaps	Pct
Sep 7	Jax	W 1/0	0	0	0.0	0	0	0	0	0	0%
Sep 15	at Ind	W 1/0	0	0	0.0	0	0	0	0	0	0%
Sep 21	Was	W 1/0	0	0	0.0	0	0	0	0	0	0%
Sep 28	at SF	L 1/0	0	0	0.0	0	0	0	0	0	0%
Oct 5	StL	W 1/0	0	0	0.0	0	0	0	0	0	0%
Oct 12	NYG	W 1/0	0	0	0.0	0	0	0	0	0	0%
Oct 26	at Ari	L 1/0	0	0	0.0	0	0	0	0	0	0%
Nov 2	at Hou	W 1/0	0	0	0.0	0	0	0	0	0	0%
Nov 10	Car	W 1/0	0	0	0.0	0	0	0	0	9	11%
Nov 16	at GB	L 1/0	0	0	0.0	0	0	0	0	0	0%
Nov 23	Ten	W 1/0	0	0	0.0	0	0	0	0	6	9%
Nov 27	at Dal	W 1/0	0	0	0.0	0	0	0	0	0	0%
Dec 7	Sea	L 1/0	0	0	0.0	0	0	0	0	0	0%
Dec 14	Dal	L 1/0	0	0	0.0	0	0	0	0	0	0%
Dec 20	at Was	L 1/0	0	0	0.0	0	0	0	0	0	0%
Dec 28	at NYG	W 1/0	0	0	0.0	0	0	0	0	0	0%
<b>Totals</b>		<b>16/0</b>	<b>0</b>	<b>0</b>	<b>0.0</b>	<b>0</b>	<b>0</b>	<b>0</b>	<b>0</b>	<b>15</b>	<b>1%</b>

## TOUCHDOWNS

Date	Opponent	TDs
10/5/14	vs. St. Louis Rams (W, 34-28)	Blocked punt return TD (10 yards)

## 2012 GAME-BY-GAME STATISTICS (SEA)

Date	Opp	GP/S	Tot	Solo	Sk	Int	PD	FF	FR	Snaps	Pct
Sep 9	at Ari	L 1/0	0	0	0.0	0	0	0	0	0	0%
Sep 16	Dal	W 1/0	0	0	0.0	0	0	0	0	2	4%
Sep 24	GB	W 1/0	0	0	0.0	0	0	0	0	0	0%
Sep 30	at StL	L 1/0	0	0	0.0	0	0	0	0	0	0%
Oct 7	at Car	W 1/0	0	0	0.0	0	0	0	0	0	0%
Oct 14	NE	W 1/0	0	0	0.0	0	0	0	0	0	0%
Oct 18	at SF	L 1/0	0	0	0.0	0	0	0	0	0	0%
Oct 28	at Det	L 1/0	0	0	0.0	0	0	0	0	0	0%
Nov 4	Min	W 1/0	0	0	0.0	0	0	0	0	0	0%
Nov 11	NYJ	W 1/0	0	0	0.0	0	0	0	0	1	2%
Nov 25	at Mia	L 1/0	0	0	0.0	0	0	0	0	0	0%
Dec 2	at Chi	W 1/0	0	0	0.0	0	0	0	0	0	0%
Dec 9	Ari	W 1/0	0	0	0.0	0	0	0	0	0	0%
Dec 16	at Buf	W 1/0	3	2	0.0	0	0	0	0	16	24%
Dec 23	SF	W 1/0	0	0	0.0	0	0	0	0	13	23%
Dec 30	StL	W 1/0	0	0	0.0	0	0	0	0	0	0%
<b>Totals</b>		<b>16/0</b>	<b>3</b>	<b>2</b>	<b>0.0</b>	<b>0</b>	<b>0</b>	<b>0</b>	<b>0</b>	<b>32</b>	<b>3%</b>

## PLAYOFFS

Jan 6	at Was	W 1/0	0	0	0.0	0	0	0	0	0	0%
Jan 13	at Atl	L 1/0	0	0	0.0	0	0	0	0	0	0%
<b>Totals</b>		<b>2/0</b>	<b>0</b>	<b>0</b>	<b>0.0</b>	<b>0</b>	<b>0</b>	<b>0</b>	<b>0</b>	<b>0</b>	<b>0%</b>

## 2013 GAME-BY-GAME STATISTICS (SEA)

Date	Opp	GP/S	Tot	Solo	Sk	Int	PD	FF	FR	Snaps	Pct
Sep 8	at Car	W 1/0	0	0	0.0	0	0	0	0	1	2%
Sep 15	SF	W 1/0	0	0	0.0	0	0	0	0	0	0%
Sep 22	Jax	W 1/0	0	0	0.0	0	0	0	0	8	12%
Sep 29	at Hou	W 1/0	0	0	0.0	0	0	0	0	0	0%
Oct 6	at Ind	L 1/0	0	0	0.0	0	0	0	0	0	0%
Oct 13	Ten	W 1/0	1	1	0.0	0	0	0	0	0	0%
Oct 17	at Ari	W 1/0	0	0	0.0	0	0	0	0	6	8%
Oct 28	at StL	W 1/0	0	0	0.0	0	0	0	0	0	0%
Nov 3	TB	W 1/0	0	0	0.0	0	0	0	0	0	0%
Nov 10	at Atl	W 1/0	0	0	0.0	0	0	0	0	10	17%
Nov 17	Min	W 1/0	1	1	0.0	0	0	0	0	15	20%
Dec 2	NO	W 1/0	0	0	0.0	0	0	0	0	3	5%
Dec 8	at SF	L 1/0	0	0	0.0	0	0	0	0	2	3%
Dec 15	at NYG	W 1/0	1	1	0.0	0	0	0	0	6	11%
Dec 22	Ari	L 1/0	0	0	0.0	0	0	0	0	0	0%
Dec 29	StL	W 1/0	0	0	0.0	0	0	0	0	0	0%
<b>Totals</b>		<b>16/0</b>	<b>3</b>	<b>3</b>	<b>0.0</b>	<b>0</b>	<b>0</b>	<b>0</b>	<b>0</b>	<b>51</b>	<b>5%</b>

## PLAYOFFS

Jan 11	NO	W 1/0	0	0	0.0	0	0	0	0	1	1%
Jan 19	SF	W 1/0	0	0	0.0	0	0	0	0	0	0%
Feb 2	at Den	W 1/0	0	0	0.0	0	0	0	0	0	0%
<b>Totals</b>		<b>3/0</b>	<b>0</b>	<b>0</b>	<b>0.0</b>	<b>0</b>	<b>0</b>	<b>0</b>	<b>0</b>	<b>1</b>	<b>1%</b>

## CAREER HIGHLIGHTS (Continued)

### 2012 - SEATTLE SEAHAWKS (16/0, Playoffs: 2/0)

- Finished 3rd on the team with 9 special teams tackles

### 2011 - SEATTLE SEAHAWKS (11/0)

- Recorded 11 special teams tackles after signing to the Seahawks active roster on 10/22/11

### 2010 - SAN FRANCISCO 49ERS (3/0)

- After going undrafted, earned a spot on the 49ers 53-man roster and registered 5 special teams tackles as a rookie

## COLLEGE HIGHLIGHTS

- In two seasons at Wisconsin, saw action in all 26 games (19 starts) and recorded 94 tackles, 5 INTs, 1.0 sack and 7 PDs
- As a senior team captain in 2009, was an All-Big Ten honorable mention and a Midseason All-Big Ten third-team selection. Led the team with 4 INTs, and tied for 2nd with 6 PDs, while notching a sack and 49 tackles
- Played in all 13 games (six starts) as a junior in 2008, totaling 45 tackles, 1 INT and 1 FF
- As a redshirt freshman at Western Michigan in 2006, competed in 13 games (six starts) as a walk-on receiver



## CAREER HIGHS

Category	Value	Context
Total Tackles	5	2x, last: 10/25/15 at Car.
Solo Tackles	4	11/8/15 at Dal.
Sacks	--	---
INTs	--	---
PDs	1	11/15/15 vs. Mia.
FFs	1	12/28/14 at NYG
FRs	1	2x, last: 10/13/13 vs. Ten.



## TRANSACTIONS

<b>2010</b>	Signed by SF as undrafted free agent
<b>9/3/10</b>	Released by SF
<b>9/5/10</b>	Signed by SF to practice squad
<b>10/18/10</b>	Signed by SF from practice squad to active roster
<b>10/28/10</b>	Released by SF
<b>10/29/10</b>	Signed by SF to practice squad
<b>11/30/10</b>	Signed by SF from practice squad to active roster
<b>9/3/11</b>	Released by SF
<b>9/22/11</b>	Signed by SEA to practice squad
<b>10/22/11</b>	Signed by SEA from practice squad to active roster
<b>4/11/13</b>	Signed by SEA to 1-year contract
<b>3/12/14</b>	Signed by PHI to 3-year contract
<b>11/17/16</b>	Signed by PHI to 3-year contract extension

## 2011 GAME-BY-GAME STATISTICS (SEA)

Date	Opp	GP/S	Tot	Solo	Sk	Int	PD	FF	FR	Snaps	Pct
SIGNED TO SEAHAWKS ACTIVE ROSTER ON 10/22/11											
Oct 23	at Cle	L 1/0	0	0	0.0	0	0	0	0	N/A	N/A
Oct 30	Cin	L 1/0	0	0	0.0	0	0	0	0	N/A	N/A
Nov 6	at Dal	L 1/0	0	0	0.0	0	0	0	0	N/A	N/A
Nov 13	Bal	W 1/0	1	1	0.0	0	0	0	0	N/A	N/A
Nov 20	at StL	W 1/0	0	0	0.0	0	0	0	0	N/A	N/A
Nov 27	Was	L 1/0	0	0	0.0	0	0	0	0	N/A	N/A
Dec 1	Phi	W 1/0	0	0	0.0	0	0	0	0	N/A	N/A
Dec 12	StL	W 1/0	0	0	0.0	0	0	0	0	N/A	N/A
Dec 18	at Chi	W 1/0	0	0	0.0	0	0	0	0	N/A	N/A
Dec 24	SF	L 1/0	0	0	0.0	0	0	0	0	N/A	N/A
Jan 1	Ari	L 1/0	0	0	0.0	0	0	0	0	N/A	N/A
<b>Totals</b>			<b>11/0</b>	<b>1</b>	<b>1</b>	<b>0.0</b>	<b>0</b>	<b>0</b>	<b>0</b>	<b>N/A</b>	<b>N/A</b>

## 2010 GAME-BY-GAME STATISTICS (SF)

Date	Opp	GP/S	Tot	Solo	Sk	Int	PD	FF	FR	Snaps	Pct
SIGNED TO 49ERS ACTIVE ROSTER ON 10/18/10											
Oct 24	at Car	L 0/0	INACTIVE								
RELEASED ON 10/27/10 & RE-SIGNED ON 11/30/10											
Dec 5	at GB	L 1/0	0	0	0.0	0	0	0	0	N/A	N/A
Dec 12	Sea	W 1/0	0	0	0.0	0	0	0	0	N/A	N/A
Dec 16	at SD	L 0/0	0	0	0.0	0	0	0	0	N/A	N/A
Dec 26	at StL	L 0/0	0	0	0.0	0	0	0	0	N/A	N/A
Jan 2	Ari	W 1/0	0	0	0.0	0	0	0	0	N/A	N/A
<b>Totals</b>			<b>3/0</b>	<b>0</b>	<b>0</b>	<b>0.0</b>	<b>0</b>	<b>0</b>	<b>0</b>	<b>N/A</b>	<b>N/A</b>

# CB DEXTER McDOUGLE 36

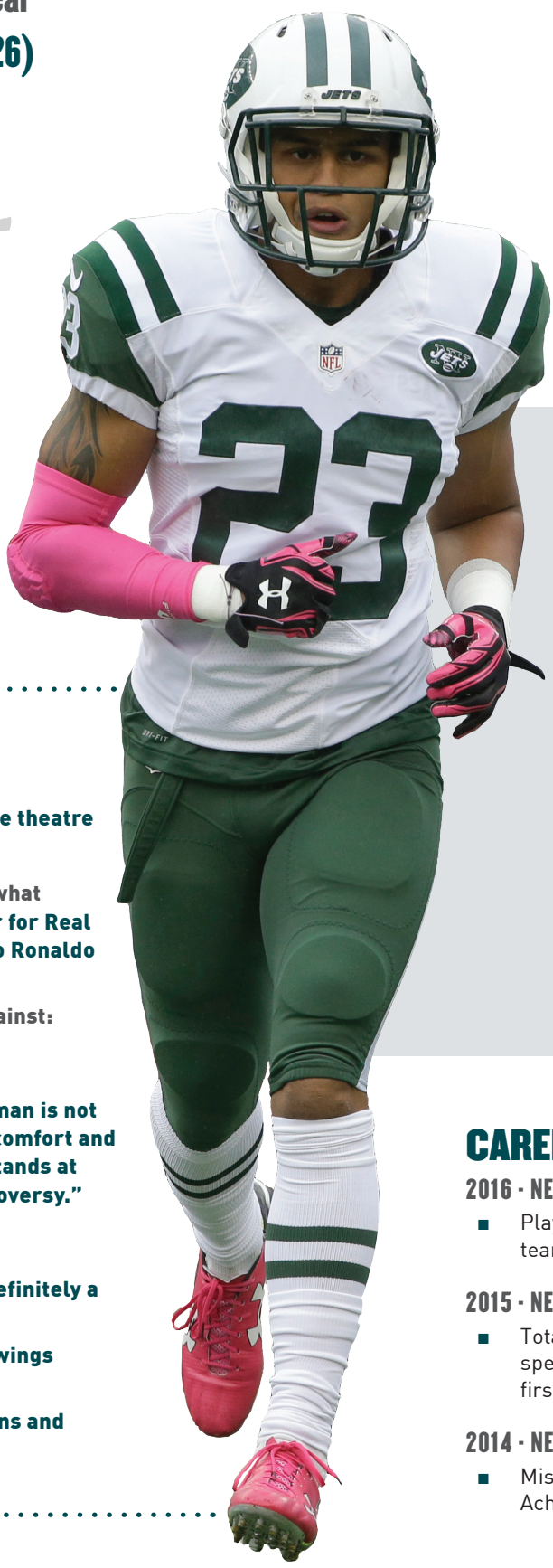


**5-10 | 195**  **4th Year**  
**BORN: April 8, 1991 (Age 26)**

**Falmouth, Virginia**   
**Stafford High School**



**Maryland**  
**D3-14 (80th overall)**  
**by N.Y. Jets**  
**Acquired: T-NYJ-17**



**Dexter McDougle** was acquired by the Eagles in a trade with the N.Y. Jets on August 27, 2017. McDougle was originally selected by the Jets in the 3rd round (80th overall) of the 2014 NFL Draft and has played in 20 career games, serving primarily on special teams. The Virginia native played collegiately at the University of Maryland, where he was a three-year starter and totaled 151 tackles, 22 PDs and 6 INTs in 39 contests (28 starts).

## BIRDSEED

- Prepped at Stafford HS, where he was teammates with Eagles WR Torrey Smith. The two later went on to play at the University of Maryland
- Played free safety, cornerback, running back and wide receiver at Stafford HS. Recorded 97 tackles and 6 INTs as a senior defensive back. Added 48 receptions for 885 yards and 11 TDs and 76 carries for 457 yards and 9 TDs. Named honorable mention All-Met by *The Washington Post* and earned all-area and all-district honors
- Is the son of Gina and Dexter McDougle. Majored in criminology and criminal justice at Maryland

 @Blasian\_Kiddd

## THREE STEP DROP

**First job: Concessions at a movie theatre**

**Desired talent: Ability to sing**

**If he could play another sport, what position/team: Soccer player for Real Madrid. "I would be Cristiano Ronaldo in another life."**

**Best player he ever lined up against: Sammy Watkins**

**Favorite quote:**  
**"The ultimate measure of a man is not where he stands in times of comfort and convenience, but where he stands at times of challenge and controversy."**  
**- Martin Luther King**

**Favorite sports moment:**  
**"Getting drafted. That was definitely a life-long journey."**

**Favorite meal: Grilled chicken wings**

**First jerseys:**  
**Charles Barkley, Phoenix Suns and Houston Rockets**

## CAREER HIGHLIGHTS

- 2016 - NEW YORK JETS (6/0)**
  - Played in six games and produced 1 special teams tackle
- 2015 - NEW YORK JETS (14/0)**
  - Totaled career highs in games played (14) and special teams tackles (4) while posting his first defensive stop and pass defended
- 2014 - NEW YORK JETS (0/0)**
  - Missed his rookie season after suffering an Achilles injury during training camp

# CB DEXTER McDOUGLE 36



## McDOUGLE'S CAREER STATISTICS

Year	Team	GP/S	TACKLES					PASS DEFENSE					FUMBLES			DEF SNAPS		ST		
			Total	Solo	Asst	TFL	Sacks	Int	Yds	Lg	TD	PD	Hur	FF	FR	Yds	No		Pct	No
2015	N.Y. Jets	14/0	1	1	0	0.0	0.0	0	0	--	0	1	0	0	0	0	0	50	5%	4
2016	N.Y. Jets	6/0	0	0	0	0.0	0.0	0	0	--	0	0	0	0	0	0	6	1%	1	
<b>Totals</b>		<b>20/0</b>	<b>1</b>	<b>1</b>	<b>0</b>	<b>0.0</b>	<b>0.0</b>	<b>0</b>	<b>0</b>	<b>--</b>	<b>0</b>	<b>1</b>	<b>0</b>	<b>0</b>	<b>0</b>	<b>0</b>	<b>---</b>	<b>---</b>	<b>5</b>	

## 2016 GAME-BY-GAME STATISTICS (NYJ)

Date	Opp	GP/S	Tot	Solo	Sk	Int	PD	FF	FR	Snaps	Pct
SIGNED BY JETS FROM PRACTICE SQUAD (11/12/16)											
Nov 13	LAR	L 1/0	0	0	0.0	0	0	0	0	14	20%
Nov 27	NE	L 1/0	0	0	0.0	0	0	0	0	11	15%
Dec 5	Ind	L 1/0	0	0	0.0	0	0	0	0	13	18%
Dec 11	at SF	W 0/0	INACTIVE								
Dec 17	Mia	L 1/0	0	0	0.0	0	0	0	0	6	13%
Dec 24	at NE	L 1/0	0	0	0.0	0	0	0	0	4	5%
Jan 1	Buf	W 1/0	0	0	0.0	0	0	0	0	12	19%
<b>Totals</b>		<b>6/0</b>	<b>0</b>	<b>0</b>	<b>0.0</b>	<b>0</b>	<b>0</b>	<b>0</b>	<b>0</b>	<b>6</b>	<b>1%</b>

## CAREER HIGHS

<b>Total Tackles</b>	1	11/29/15 vs. Mia.
<b>Solo Tackles</b>	1	11/29/15 vs. Mia.
<b>Sacks</b>	--	---
<b>INTs</b>	--	---
<b>PDs</b>	1	10/18/15 vs. Was.
<b>FFs</b>	--	---
<b>FRs</b>	--	---

## 2015 GAME-BY-GAME STATISTICS (NYJ)

Date	Opp	GP/S	Tot	Solo	Sk	Int	PD	FF	FR	Snaps	Pct
Sep 13	Cle	W 0/0	INACTIVE								
Sep 21	at Ind	W 1/0	0	0	0.0	0	0	0	0	6	9%
Sep 27	Phi	L 1/0	0	0	0.0	0	0	0	0	17	24%
Oct 4	at Mia	W 1/0	0	0	0.0	0	0	0	0	15	23%
Oct 18	Was	W 1/0	0	0	0.0	0	1	0	0	15	24%
Oct 25	at NE	L 1/0	0	0	0.0	0	0	0	0	14	21%
Nov 1	at Oak	L 1/0	0	0	0.0	0	0	0	0	7	11%
Nov 8	Jax	W 1/0	0	0	0.0	0	0	0	0	16	24%
Nov 12	Buf	L 1/0	0	0	0.0	0	0	0	0	18	28%
Nov 22	at Hou	L 1/0	0	0	0.0	0	0	0	0	11	15%
Nov 29	Mia	W 1/0	1	1	0.0	0	0	0	0	14	19%
Dec 6	at NYG	W 1/0	0	0	0.0	0	0	0	0	15	23%
Dec 13	Ten	W 1/0	0	0	0.0	0	0	0	0	15	25%
Dec 19	at Dal	W 0/0	INACTIVE								
Dec 27	NE	W 1/0	0	0	0.0	0	0	0	0	8	14%
Jan 3	at Buf	L 1/0	0	0	0.0	0	0	0	0	8	11%
<b>Totals</b>		<b>14/0</b>	<b>1</b>	<b>1</b>	<b>0.0</b>	<b>0</b>	<b>1</b>	<b>0</b>	<b>0</b>	<b>50</b>	<b>5%</b>

## 2014 GAME-BY-GAME STATISTICS (NYJ)

Date	Opp	GP/S	Tot	Solo	Sk	Int	PD	FF	FR	Snaps	Pct
INJURED RESERVE (ACHILLES)											

## COLLEGE HIGHLIGHTS

- Was a three-year starter at cornerback for the Terrapins, totaling 28 starts in 39 career games. Compiled 151 tackles, 22 PDs, 6 INTs, 5.5 TFL, 1 FF and 1 FR along with 2 defensive TDs. Started all 24 contests from 2011-12
- Earned Academic All-ACC honors as a senior in 2013 and as a sophomore in 2011

## TRANSACTIONS

- 2014** Drafted by NYJ in 3rd round (80th overall)  
*Signed 4-year contract*
- 8/20/14** Placed on Injured Reserve (Achilles)
- 9/4/16** Waived by NYJ
- 9/6/16** Signed by NYJ to practice squad
- 11/12/16** Signed by NYJ from practice squad to active roster
- 8/27/17** Acquired by PHI from NYJ in exchange for S **Terrence Brooks**
- 9/2/17** Signed by PHI to 1-year contract extension



# S RODNEY MCLEOD 23




**5-10 | 195**  **6th Year**  
**BORN: June 23, 1990 (Age 27)**

**Hyattsville,  
Maryland**  
★  
**DeMatha Catholic  
High School**



**Virginia**  
**UDFA (2012) by St. Louis**  
**Acquired: FA (LAR) 2016**



One of the most durable players in the NFL, **Rodney McLeod** signed a five-year contract with the Eagles in the 2016 offseason. The hard-hitting safety led Philadelphia with a career-high 117 tackles while adding 10 PDs and 3 INTs in his debut season with the team. Originally signed by the Rams as an undrafted free agent in 2012, McLeod is one of only five NFL defensive backs to start in every regular-season game since 2013 and is one of just three safeties to record 8+ INTs and 8+ FFs in that span.

## MOST TACKLES EAGLES PLAYERS IN 2016

<b>R. McLeod</b>	<b>117</b>
<b>M. Jenkins</b>	<b>114</b>
<b>N. Bradham</b>	<b>99</b>
<b>J. Hicks</b>	<b>95</b>

## 8+ INTs & 8+ FFs NFL SAFETIES SINCE 2013



**RODNEY  
MCLEOD**



**MIKE  
ADAMS**



**JAMES  
IHEDIGBO**

## THREE STEP DROP

**Hobbies:** Puzzles and video games

**Bucket list:** Ride in a helicopter,  
skydive and travel to Paris

**If he could be any superhero:** Batman

**Favorite movies:** *Any Given Sunday,*  
*The Dark Knight, Friday*

**Favorite musicians:** Drake, Fabolous, Future

**Best player he has faced:**  
Packers QB Aaron Rodgers

**Player he models his game after:**  
Seahawks S Earl Thomas

**Favorite athletes growing up:**  
Kobe Bryant, Deion Sanders

**Favorite athletes now:**  
Steph Curry, LeBron James

**Three favorite throwback jerseys:**  
Walter Payton, Jerry Rice,  
Deion Sanders

## CAREER HIGHLIGHTS

- Is one of only five NFL defensive backs to start in every regular-season game since 2013 (also **Brandon Carr**, **Patrick Peterson**, **Glover Quin** and **Richard Sherman**)
- Is one of just six NFL players to produce at least 8 INTs and 8 FFs since 2013, joining **Thomas Davis** (9 INTs, 8 FFs), **Lavonte David** (9 INTs, 12 FFs), **Mike Adams** (13 INTs, 7 FFs), **Byron Maxwell** (10 INTs, 8 FFs) and **James Ihedigbo** (8 INTs, 8 FFs). McLeod, Adams and Ihedigbo are the only safeties to accomplish the feat

## 2016 - PHILADELPHIA EAGLES (16/16)

- Posted a team-leading, career-high 117 tackles in his first season with the Eagles. Also added career highs with 10 PDs and 3 INTs



# S RODNEY MCLEOD 23



## MCLEOD'S CAREER STATISTICS

Year	Team	GP/S	TACKLES					PASS DEFENSE					FUMBLES			DEF SNAPS		ST		
			Total	Solo	Asst	TFL	Sacks	Int	Yds	Lg	TD	PD	Hur	FF	FR	Yds	No		Pct	No
2012	St. Louis	16/0	0	0	0	0.0	0.0	0	0	--	0	0	0	0	0	0	0	4	1%	16
2013	St. Louis	16/16	87	68	19	2.0	0.0	2	2	2	0	6	0	1	2	7	1060	99%	3	
2014	St. Louis	16/16	96	64	32	3.0	0.0	2	1	1	0	5	0	2	2	9	1025	99%	1	
2015	St. Louis	16/16	106	73	33	2.0	0.0	1	4	4	0	5	0	3	1	20	1153	99%	0	
2016	Philadelphia	16/16	117	78	39	3.0	1.0	3	5	5	0	10	1	1	0	0	1014	99%	5	
<b>Totals</b>		<b>80/64</b>	<b>406</b>	<b>283</b>	<b>123</b>	<b>10.0</b>	<b>1.0</b>	<b>8</b>	<b>12</b>	<b>5</b>	<b>0</b>	<b>26</b>	<b>1</b>	<b>7</b>	<b>5</b>	<b>36</b>	---	---	<b>25</b>	

## ADDITIONAL CAREER STATISTICS

**Special Teams FFs:** 1 on 10/13/13 at Hou. **Receptions:** 1 for 21 yards on 11/11/12 at SF

## CAREER HIGHLIGHTS (Continued)

- Logged double-digit tackles (11) for a third-straight game in a win vs. Min. (10/23/16). Made a game-changing INT in the first quarter when he picked off Vikings QB **Sam Bradford** in the end zone. Put an end to another Vikings possession later in the first half when he recorded a strip-sack of Bradford, which was the first QB takedown of his career
- Set a new single-game career high when he collected 17 tackles (12 solo) at Was. (10/16/16)
- Compiled a team-high 13 tackles (9 solo) at Det. (10/9/16), marking the 2nd-highest single-game total of his career
- Intercepted Browns QB **Robert Griffin III** in his Eagles debut vs. Cle. (9/11/16)

### 2015 - ST. LOUIS RAMS (16/16)

- Posted his first-career 100+ tackle campaign (106). Also recorded a career-high 3 FFs and a fumble recovery TD, while adding 5 PDs and 1 INT



## GOVERNOR OF GOOD

McLeod was named the Eagles' 2016 Governor of Good for attending the most community service events throughout the year.

## HOMETOWN FOOTBALL CAMP

McLeod hosts an annual football camp at his high school alma mater, DeMatha Catholic, in Hyattsville, MD. The free camp focuses on improving football fundamentals for kids between the ages of 9-14. The camp features motivational speakers who guide campers through a variety of topics, including perseverance, dedication to academics and healthy living.

## SHRINERS HOSPITAL VISITS

During his time in St. Louis, McLeod became heavily involved with the Shriners Hospital for Children and hosted an annual event called Halloween Huddle. McLeod spent time with hospital patients playing arcade games and riding go-karts.

## BIRDSEED

McLeod is the son of Kimberly Holloman and Rodney McLeod. He has five younger siblings and an English bulldog named Caesar.

McLeod graduated from Virginia with a degree in sociology.

## "WELCOME TO THE NFL" MOMENT

McLeod says that his 'Welcome to the NFL' moment occurred as a rookie against the Arizona Cardinals. "We ran gunner motion when I was on punt coverage and their safety, Rashad Johnson, started into the box, peeled back and perfectly timed a hit on me. He squared me up good, but I didn't fall down. I remember thinking, 'This is a grown man's league.'"

## HIGH SCHOOL STANDOUT

McLeod played defensive back, wide receiver and kick returner in high school at DeMatha Catholic, where he earned second-team all-state and first-team all-conference honors as a senior defensive back in 2007 after intercepting three passes. McLeod also hauled in 24 receptions for 52 yards (21.7 avg.) and 8 TDs while returning 3 kickoffs for scores.

As a junior in 2006, McLeod helped lead DeMatha to its fourth-straight conference title, recording 2 INTs and earning second-team all-conference recognition. On offense, McLeod snagged 20 passes for 400 yards (20.0 avg.) and 7 TDs.

McLeod was also a member of DeMatha's 400-meter relay team.



@Rodney\_McLeod4



@rodmcleod4



Eagles safety Malcolm Jenkins on the way Rodney McLeod plays the game

“ He plays with a lot of energy and flies around. He’s one of those safeties that I think Philadelphia will like. He has that attitude. He’s not afraid to stick his nose in the fan. ”

2016 GAME-BY-GAME STATISTICS												
Date	Opp	GP/S	Tot	Solo	Sk	Int	PD	FF	FR	Snaps	Pct	
Sep 11	Cle	W	1/1	3	3	0.0	1	0	0	0	50	96%
Sep 19	at Chi	W	1/1	4	4	0.0	0	0	0	0	50	96%
Sep 25	Pit	W	1/1	7	6	0.0	1	2	0	0	60	100%
Oct 9	at Det	L	1/1	13	9	0.0	0	0	0	0	61	100%
Oct 16	at Was	L	1/1	17	12	0.0	0	1	0	0	73	99%
Oct 23	Min	W	1/1	11	5	1.0	1	1	1	0	75	99%
Oct 30	at Dal	L	1/1	7	5	0.0	0	0	0	0	78	100%
Nov 6	at NYG	L	1/1	3	2	0.0	0	2	0	0	64	100%
Nov 13	Atl	W	1/1	6	3	0.0	0	1	0	0	50	100%
Nov 20	at Sea	L	1/1	7	3	0.0	0	2	0	0	67	100%
Nov 28	GB	L	1/1	9	4	0.0	0	0	0	0	71	100%
Dec 4	at Cin	L	1/1	9	6	0.0	0	0	0	0	64	100%
Dec 11	Was	L	1/1	7	5	0.0	0	0	0	0	48	100%
Dec 18	at Bal	L	1/1	7	6	0.0	0	0	0	0	58	100%
Dec 22	NYG	W	1/1	3	2	0.0	0	0	0	0	89	100%
Jan 1	Dal	W	1/1	4	3	0.0	0	1	0	0	56	100%
<b>Totals</b>			<b>16/16</b>	<b>117</b>	<b>78</b>	<b>1.0</b>	<b>3</b>	<b>10</b>	<b>1</b>	<b>0</b>	<b>1014</b>	<b>99%</b>

2015 GAME-BY-GAME STATISTICS (STL)												
Date	Opp	GP/S	Tot	Solo	Sk	Int	PD	FF	FR	Snaps	Pct	
Sep 13	Sea	W	1/1	9	6	0.0	0	0	0	0	81	100%
Sep 20	at Was	L	1/1	6	5	0.0	0	0	0	0	72	100%
Sep 27	Pit	L	1/1	8	5	0.0	0	0	0	0	62	98%
Oct 4	at Ari	W	1/1	5	4	0.0	0	0	1	0	73	99%
Oct 11	at GB	L	1/1	4	3	0.0	0	0	0	0	62	100%
Oct 25	Cle	W	1/1	5	2	0.0	0	0	0	1	75	100%
Nov 1	SF	W	1/1	2	0	0.0	0	0	0	0	67	100%
Nov 8	at Min	L	1/1	8	8	0.0	0	0	0	0	72	100%
Nov 15	Chi	L	1/1	6	5	0.0	0	0	1	0	64	99%
Nov 22	at Bal	L	1/1	12	6	0.0	1	0	1	0	77	100%
Nov 29	at Cin	L	1/1	5	4	0.0	0	1	0	0	58	98%
Dec 6	Ari	L	1/1	9	6	0.0	0	0	0	0	84	100%
Dec 13	Det	W	1/1	3	2	0.0	0	0	0	0	71	100%
Dec 17	TB	W	1/1	15	10	0.0	0	1	0	0	81	100%
Dec 27	at Sea	W	1/1	2	2	0.0	0	2	0	0	73	100%
Jan 3	at SF	L	1/1	7	5	0.0	0	1	0	0	81	100%
<b>Totals</b>			<b>16/16</b>	<b>106</b>	<b>73</b>	<b>0.0</b>	<b>1</b>	<b>5</b>	<b>3</b>	<b>1</b>	<b>1153</b>	<b>99%</b>

TOUCHDOWNS		
Date	Opponent	TDs
10/25/15	vs. Cleveland Browns (W, 24-6)	20-yard FR

CAREER HIGHS		
<b>Total Tackles</b>	17	10/16/16 at Was.
<b>Solo Tackles</b>	12	10/16/16 at Was.
<b>Sacks</b>	1.0	10/23/16 vs. Min.
<b>INTs</b>	1	8x, last: 10/23/16 vs. Min.
<b>PDs</b>	2	5x, last: 11/20/16 at Sea.
<b>FFs</b>	1	8x, last: 10/23/16 vs. Min.
<b>FRs</b>	1	5x, last: 10/25/15 vs. Cle.

## CAREER HIGHLIGHTS (Continued)

- Totaled 12 tackles (6 solo) at Bal. (11/22/15). Forced a fumble in the first quarter when he stripped Ravens WR **Jeremy Butler** on third down and picked off QB **Joe Flacco** in the second quarter
- Scored the first TD of his career when he picked up a loose ball vs. Cle. (10/25/15) and returned it 20 yards for a score

### 2014 - ST. LOUIS RAMS (16/16)

- Registered 5 PDs, 2 INTs, 2 FFs and 2 FRs
- Picked off Redskins QB **Colt McCoy** in the first quarter of a 24-0 win at Was. (12/7/14) and forced a fumble of RB **Silas Redd** in the fourth quarter

### 2013 - ST. LOUIS RAMS (16/16)

- Voted a special teams captain by his teammates and earned the starting job at free safety. Started all 16 games and finished 3rd on the defense with 87 tackles (68 solo). Posted 6 PDs, 2 INTs, 2 FRs and 1 FF
- Notched the first INT of his career when he picked off Titans QB **Jake Locker** late in the fourth quarter vs. Ten. (11/3/13)



# S RODNEY MCLEOD 23



## 2014 GAME-BY-GAME STATISTICS (STL)

Date	Opp	GP/S	Tot	Solo	Sk	Int	PD	FF	FR	Snaps	Pct
Sep 7	Min	L 1/1	9	6	0.0	0	0	0	0	59	100%
Sep 14	at TB	W 1/1	5	5	0.0	1	0	0	0	57	100%
Sep 21	Dal	L 1/1	7	4	0.0	0	1	0	0	55	98%
Oct 5	at Phi	L 1/1	7	5	0.0	0	1	0	0	73	100%
Oct 13	SF	L 1/1	6	6	0.0	0	0	1	0	63	94%
Oct 19	Sea	W 1/1	6	3	0.0	0	0	0	0	71	100%
Oct 26	at KC	L 1/1	6	2	0.0	0	0	0	0	49	74%
Nov 2	at SF	W 1/1	8	6	0.0	0	0	0	0	65	97%
Nov 9	at Ari	L 1/1	8	5	0.0	0	0	0	0	66	100%
Nov 16	Den	W 1/1	3	2	0.0	0	2	0	0	69	100%
Nov 23	at SD	L 1/1	7	5	0.0	0	0	0	1	63	100%
Nov 30	Oak	W 1/1	2	1	0.0	0	0	0	1	78	100%
Dec 7	at Was	W 1/1	3	3	0.0	1	0	1	0	56	100%
Dec 11	Ari	L 1/1	9	5	0.0	0	1	0	0	68	100%
Dec 21	NYG	L 1/1	3	2	0.0	0	0	0	0	71	100%
Dec 28	at Sea	L 1/1	7	4	0.0	0	0	0	0	62	100%
<b>Totals</b>		<b>16/16</b>	<b>96</b>	<b>64</b>	<b>0.0</b>	<b>2</b>	<b>5</b>	<b>2</b>	<b>2</b>	<b>1025</b>	<b>99%</b>

## 2013 GAME-BY-GAME STATISTICS (STL)

Date	Opp	GP/S	Tot	Solo	Sk	Int	PD	FF	FR	Snaps	Pct
Sep 8	Ari	W 1/1	5	4	0.0	0	1	0	0	71	100%
Sep 15	at Atl	L 1/1	7	6	0.0	0	0	0	0	64	100%
Sep 22	at Dal	L 1/1	7	5	0.0	0	1	0	0	62	100%
Sep 26	SF	L 1/1	4	3	0.0	0	0	0	1	69	100%
Oct 6	Jax	W 1/1	3	3	0.0	0	1	0	0	60	100%
Oct 13	at Hou	W 1/1	6	4	0.0	0	0	0	0	76	100%
Oct 20	at Car	L 1/1	5	2	0.0	0	0	0	0	59	100%
Oct 28	Sea	L 1/1	3	2	0.0	0	0	0	0	44	100%
Nov 3	Ten	L 1/1	7	7	0.0	1	0	0	0	62	100%
Nov 10	at Ind	W 1/1	2	2	0.0	0	1	0	0	73	99%
Nov 24	Chi	W 1/1	8	7	0.0	1	1	0	0	76	96%
Dec 1	at SF	L 1/1	4	3	0.0	0	0	0	1	67	100%
Dec 8	at Ari	L 1/1	5	5	0.0	0	0	1	0	68	100%
Dec 15	NO	W 1/1	8	7	0.0	0	0	0	0	85	99%
Dec 22	TB	W 1/1	4	4	0.0	0	0	0	0	59	100%
Dec 29	at Sea	L 1/1	9	4	0.0	0	1	0	0	65	100%
<b>Totals</b>		<b>16/16</b>	<b>87</b>	<b>68</b>	<b>0.0</b>	<b>2</b>	<b>6</b>	<b>1</b>	<b>2</b>	<b>1060</b>	<b>99%</b>

## CAREER HIGHLIGHTS (Continued)

- Forced a fumble on a third-quarter kickoff return at Hou. (10/13/13) that was recovered and returned for a TD by Rams LB **Darren Bates**

## 2012 - ST. LOUIS RAMS (16/0)

- Made the opening-day roster after being undrafted out of Virginia and went on to play in all 16 games as a rookie. Saw most of his action on special teams, where he produced a career-high and team-leading 16 tackles
- Tallied three special teams tackles at SF (11/11/12) and caught a 21-yard pass from Rams P **Johnny Hekker** on a fake punt in the second quarter

## COLLEGE HIGHLIGHTS

- Appeared in 43 games (31 starts) in his four-year career at Virginia and totaled 190 tackles (116 solo), including 10 TFL, 11 PDs, 6 INTs, 3 FFs and 1 FR
- Earned honorable mention All-ACC honors as a senior in 2011 after starting all 13 games and setting career highs with 7 PDs and 4 INTs. Tied a single-game school record with 3 INTs in a win at Maryland (11/5/11)
- Earned a starting job as a sophomore in 2009, opening all 11 games that he played while finishing 4th on the defense with a career-high 62 tackles (42 solo), 2 PDs, 2 FF and 1 FR

## TRANSACTIONS

- 2012** Signed by StL as undrafted free agent
- 4/20/15** Re-signed by StL
- 3/9/16** Agreed to terms with PHI on 5-year contract

## 2012 GAME-BY-GAME STATISTICS (STL)

Date	Opp	GP/S	Tot	Solo	Sk	Int	PD	FF	FR	Snaps	Pct
Sep 9	at Det	L 1/0	0	0	0.0	0	0	0	0	0	0%
Sep 16	Was	W 1/0	0	0	0.0	0	0	0	0	0	0%
Sep 23	at Chi	L 1/0	0	0	0.0	0	0	0	0	0	0%
Sep 30	Sea	W 1/0	0	0	0.0	0	0	0	0	0	0%
Oct 4	Ari	W 1/0	0	0	0.0	0	0	0	0	0	0%
Oct 14	at Mia	L 1/0	0	0	0.0	0	0	0	0	0	0%
Oct 21	GB	L 1/0	0	0	0.0	0	0	0	0	0	0%
Oct 28	NE	L 1/0	0	0	0.0	0	0	0	0	0	0%
Nov 11	at SF	T 1/0	0	0	0.0	0	0	0	0	0	0%
Nov 18	NYJ	L 1/0	0	0	0.0	0	0	0	0	3	5%
Nov 25	at Ari	W 1/0	0	0	0.0	0	0	0	0	0	0%
Dec 2	SF	W 1/0	0	0	0.0	0	0	0	0	0	0%
Dec 9	at Buf	W 1/0	0	0	0.0	0	0	0	0	1	2%
Dec 16	Min	L 1/0	0	0	0.0	0	0	0	0	0	0%
Dec 23	at TB	W 1/0	0	0	0.0	0	0	0	0	0	0%
Dec 30	at Sea	L 1/0	0	0	0.0	0	0	0	0	0	0%
<b>Totals</b>		<b>16/0</b>	<b>0</b>	<b>0</b>	<b>0.0</b>	<b>0</b>	<b>0</b>	<b>0</b>	<b>0</b>	<b>4</b>	<b>1%</b>



# DE STEVEN MEANS 51



**6-3 | 263**  **3rd Year**  
**BORN: Sept. 16, 1990 (Age 26)**

**Buffalo,  
New York**

☆ **Grover  
Cleveland  
High School**



**Buffalo**

**D5-13 (147th overall)**  
**by Tampa Bay**  
**Acquired: PS-Hou-15**

## THREE STEP DROP

**First job: Burger flipper at  
McDonald's**

**Bucket list: Create jobs for his  
family by establishing an  
enterprise**

**Moment he was left starstruck:  
Getting a head nod from Marshawn  
Lynch during pregame warmups as  
a rookie with Tampa Bay**

**Favorite meal: Cereal - Frosted  
Flakes and Cinnamon Toast Crunch**

**Favorite movie: *God's Not Dead***

**Favorite TV shows:  
*The Walking Dead, The Wire***

**Favorite Halloween costume: Dressed  
up as a cheerleader in college**

**Three favorite throwback jerseys:  
Michael Jordan, Chicago Bulls;  
Barry Sanders, Detroit Lions;  
Lawrence Taylor, New  
York Giants**



Originally a 5th-round draft choice of the Tampa Bay Buccaneers in 2013, **Steven Means** was signed by the Eagles off of the Texans practice squad following Week 13 of the 2015 season. Means has played in 19 career games, including eight contests with Philadelphia. A native of Buffalo, NY, Means was a four-year letterman at the University at Buffalo, where he finished his career ranked 4th in school history with 18.5 sacks.

## MOST SACKS

### UNIVERSITY OF BUFFALO HISTORY

<b>Khalil Mack (2010-13)</b>	<b>28.5</b>
<b>Vince Canosa (1992-95)</b>	<b>24.0</b>
<b>Rich Dadabo (1989-92)</b>	<b>24.0</b>
<b>Trevor Scott (2004-07)</b>	<b>19.0</b>
<b>Steven Means (2009-12)</b>	<b>18.5</b>

## CAREER HIGHLIGHTS

### 2016 - PHILADELPHIA EAGLES (8/0)

- Blocked his first-career punt with under two minutes remaining vs. Dal. (1/1/17). It was recovered by the Eagles inside the 10-yard line and led to a rushing TD three plays later
- Logged his first-career sack and forced fumble in a win vs. Min. (10/24/16)

### 2013- TAMPA BAY BUCCANEERS (10/0)

- Played in a career-high 10 games with the Buccaneers during his rookie campaign in 2013. Logged 5 tackles (3 solo) in 77 defensive snaps

## COLLEGE HIGHLIGHTS

- Appeared in 48 games (42 starts) at Buffalo, posting 185 tackles, 29.5 TFL, 18.5 sacks, 3 FFs, 3 FRs and 2 INTs, while also blocking 5 kicks



## MEANS' CAREER STATISTICS

Year	Team	GP/S	TACKLES					PASS DEFENSE					FUMBLES			DEF SNAPS		
			Total	Solo	Asst	TFL	Sacks	Int	Yds	Lg	TD	PD	Hur	FF	FR	Yds	No	Pct
2013	Tampa Bay	10/0	5	3	2	0.0	0.0	0	0	--	0	0		0	0	0	77	12%
2014	Tampa Bay	1/0	1	1	0	0.0	0.0	0	0	--	0	0		0	0	0	4	6%
	Baltimore	0/0	0	0	0	0.0	0.0	0	0	--	0	0		0	0	0	0	0%
	<i>Totals</i>	<i>1/0</i>	<i>1</i>	<i>1</i>	<i>0</i>	<i>0.0</i>	<i>0.0</i>	<i>0</i>	<i>0</i>	<i>--</i>	<i>0</i>	<i>0</i>		<i>0</i>	<i>0</i>	<i>0</i>	<i>---</i>	<i>---</i>
2016	Philadelphia	8/0	4	3	1	0.0	1.0	0	0	--	0	0		1	0	0	36	4%
<b>Totals</b>		<b>19/0</b>	<b>10</b>	<b>7</b>	<b>3</b>	<b>0.0</b>	<b>1.0</b>	<b>0</b>	<b>0</b>	<b>--</b>	<b>0</b>	<b>0</b>		<b>1</b>	<b>0</b>	<b>0</b>	<b>---</b>	<b>---</b>

## PLAYOFFS

2014	Baltimore	0/0	0	0	0	0.0	0.0	0	0	--	0	0		0	0	0	0	0%
<b>Totals</b>		<b>0/0</b>	<b>0</b>	<b>0</b>	<b>0</b>	<b>0.0</b>	<b>0.0</b>	<b>0</b>	<b>0</b>	<b>--</b>	<b>0</b>	<b>0</b>		<b>0</b>	<b>0</b>	<b>0</b>	<b>0</b>	<b>0%</b>

## ADDITIONAL CAREER STATISTICS

**Blocked punt:** (1) - 1/1/17 vs. Dallas

## CAREER HIGHS

<b>Total Tackles</b>	2	2x, last: 12/11/16 vs. Was.
<b>Solo Tackles</b>	1	7x, last: 12/11/16 vs. Was.
<b>Sacks</b>	1.0	10/23/16 vs. Min.
<b>FFs</b>	1	10/23/16 vs. Min.

## COLLEGE HIGHLIGHTS (Continued)

- Finished his career ranked 4th in Buffalo annals in sacks with 18.5 and tied for 10th in tackles for loss with 29.5
- As a senior in 2012, earned All-MAC second-team honors after posting career highs in tackles (77), tackles for loss (11) and sacks (6.5)
- Notched 33 tackles and 2.5 sacks as a junior in 2011. Also returned an interception for a touchdown



## MEANS vs. PETERS

According to Means, the best player he has ever lined up against is current teammate and Eagles LT Jason Peters. In fact, Peters was part of his "Welcome to the NFL" moment. As a rookie for the Buccaneers in 2013, Means' performance in a Week 4 matchup against the Cardinals led to increased snaps the following game. It just so happened that the next contest would be against the Eagles and the offensive line anchor, Peters.

"I just remember this one play where Jason literally lifted me up in the air and slammed me to the ground. It didn't stop there. He rested his hands on my chest and made sure that my back remained on the grass until the play was over. I was in total shock at the time and just kept thinking that you have to come ready to play on every single down at this level."

## STUDENT OF THE GAME

Means enjoyed watching some of the game's elite pass rushers, including Bruce Smith, Michael Strahan and Lawrence Taylor. He currently follows the careers of J.J. Watt, Pernell McPhee, Elvis Dumervil, Cliff Avril and college teammate Khalil Mack. Growing up, Means was a huge fan of his hometown team the Buffalo Bills and QB Doug Flutie.

## BIRDSEED

Means, who earned his degree in sociology at the University of Buffalo, is the son of Gwen and Steven Means Sr. He has two younger brothers, Brandon and Cameron.

Means was a two-time All-Western New York selection at Grover Cleveland HS, where he notched 108 tackles, 20.0 sacks, 5 FFs and 1 INT as a senior in 2007, leading his team to an appearance in the Western New York Harvard Cup.

## STANDING OUT

Means' most memorable college moment took place in a game against Miami (OH) when he found that an NFL rep was in attendance to scout him. It was the first time that he realized his NFL dream could come to fruition.



## 2016 GAME-BY-GAME STATISTICS

Date	Opp	GP/S	Tot	Solo	Sk	Hur	PD	FF	FR	Snaps	Pct
Sep 11	Cle	W 1/0	0	0	0.0	0	0	0	0	0	0%
Sep 19	at Chi	W 1/0	0	0	0.0	0	0	0	0	7	13%
Sep 25	Pit	W 1/0	1	1	0.0	0	0	0	0	6	10%
Oct 9	at Det	L 0/0	INACTIVE								
Oct 16	at Was	L 0/0	INACTIVE								
Oct 23	Min	W 1/0	1	1	1.0	0	0	1	0	5	7%
Oct 30	at Dal	L 1/0	0	0	0.0	0	0	0	0	2	3%
Nov 6	at NYG	L 1/0	0	0	0.0	0	0	0	0	0	0%
Nov 13	Atl	W 0/0	INACTIVE								
Nov 20	at Sea	L 0/0	INACTIVE								
Nov 28	GB	L 0/0	INACTIVE								
Dec 4	at Cin	L 0/0	INACTIVE								
Dec 11	Was	L 1/0	2	1	0.0	0	0	0	0	11	23%
Dec 18	at Bal	L 0/0	INACTIVE								
Dec 22	NYG	W 0/0	INACTIVE								
Jan 1	Dal	W 1/0	0	0	0.0	0	0	0	0	5	9%
<b>Totals</b>		<b>8/0</b>	<b>4</b>	<b>3</b>	<b>1.0</b>	<b>0</b>	<b>0</b>	<b>1</b>	<b>0</b>	<b>36</b>	<b>4%</b>



## COLLEGE HIGHLIGHTS (Continued)

- Collared 50 tackles, a team-leading 4.5 sacks and 2 FFs as a redshirt sophomore in 2010
- Led the Bulls in sacks (five) as a redshirt freshman in 2009, earning first-team All-Freshman honors from *Phil Steele*

## TRANSACTIONS

**2013** Drafted by TB in 5th round (147th overall)

*Signed 4-year contract*

**9/9/14** Waived by TB

**10/7/14** Signed by BAL to practice squad

**12/23/14** Signed by BAL to active roster

**3/9/15** Re-signed by BAL

**9/2/15** Waived by BAL

**10/21/15** Signed by HOU to practice squad

**12/8/15** Signed by PHI from HOU practice squad

**8/30/17** Signed by PHI to 1-year contract extension

## 2015 GAME-BY-GAME STATISTICS (HOU & PHI)

Date	Opp	GP/S	Tot	Solo	Sk	Hur	PD	FF	FR	Snaps	Pct
SIGNED TO TEXANS PRACTICE SQUAD (10/21/15)											
SIGNED TO EAGLES 53-MAN ROSTER (12/8/15)											
Dec 13	Buf	W 0/0	INACTIVE								
Dec 20	Ari	L 0/0	INACTIVE								
Dec 26	Was	L 0/0	INACTIVE								
Jan 3	at NYG	W 0/0	INACTIVE								
<b>Totals</b>		<b>0/0</b>	<b>0</b>	<b>0</b>	<b>0.0</b>	<b>0</b>	<b>0</b>	<b>0</b>	<b>0</b>	<b>0</b>	<b>0%</b>

## 2014 GAME-BY-GAME STATISTICS (TB & BAL)

Date	Opp	GP/S	Tot	Solo	Sk	Hur	PD	FF	FR	Snaps	Pct
Sep 7	Car	L 1/0	1	1	0.0	0	0	0	0	4	6%
WAIVED BY BUCCANEERS (9/9/14)											
SIGNED TO RAVENS PRACTICE SQUAD (10/7/14)											
SIGNED TO RAVENS 53-MAN ROSTER (12/23/14)											
Dec 28	Cle	W 0/0	INACTIVE								
<b>Totals</b>		<b>1/0</b>	<b>1</b>	<b>1</b>	<b>0.0</b>	<b>0</b>	<b>0</b>	<b>0</b>	<b>0</b>	<b>---</b>	<b>---</b>

## PLAYOFFS

Jan 3	at Pit	W 0/0	INACTIVE								
Jan 10	at NE	L 0/0	INACTIVE								
<b>Totals</b>		<b>0/0</b>	<b>0</b>	<b>0</b>	<b>0.0</b>	<b>0</b>	<b>0</b>	<b>0</b>	<b>0</b>	<b>---</b>	<b>---</b>

## 2013 GAME-BY-GAME STATISTICS (TB)

Date	Opp	GP/S	Tot	Solo	Sk	Hur	PD	FF	FR	Snaps	Pct
Sep 8	at NYJ	L 1/0	0	0	0.0	0	0	0	0	0	0%
Sep 15	NO	L 0/0	INACTIVE								
Sep 22	at NE	L 0/0	INACTIVE								
Sep 29	Arz	L 1/0	0	0	0.0	1	0	0	0	4	6%
Oct 13	Phi	L 1/0	2	0	0.0	1	0	0	0	12	18%
Oct 20	at Atl	L 0/0	INACTIVE								
Oct 24	Car	L 1/0	1	1	0.0	0	0	0	0	11	17%
Nov 3	at Sea	L 1/0	0	0	0.0	0	0	0	0	6	10%
Nov 11	Mia	W 0/0	INACTIVE								
Nov 17	Atl	W 1/0	0	0	0.0	0	0	0	0	0	0%
Nov 24	at Det	W 0/0	INACTIVE								
Dec 1	at Car	L 0/0	INACTIVE								
Dec 8	Buf	W 1/0	0	0	0.0	0	0	0	0	11	16%
Dec 15	SF	L 1/0	1	1	0.0	0	0	0	0	6	8%
Dec 22	at StL	L 1/0	0	0	0.0	0	0	0	0	8	13%
Dec 29	at NO	L 1/0	1	1	0.0	0	0	0	0	19	30%
<b>Totals</b>		<b>10/0</b>	<b>5</b>	<b>3</b>	<b>0.0</b>	<b>2</b>	<b>0</b>	<b>0</b>	<b>0</b>	<b>77</b>	<b>12%</b>

# CB JALEN MILLS 31



**6-0 | 191**  **2nd Year**  
**BORN: April 6, 1994 (Age 23)**



**DeSoto,  
Texas**

**DeSoto  
High School**

**LSU**

**Louisiana State**  
**D7a-16 (233rd overall)**  
**by Philadelphia**



An experienced defensive back who was a four-year starter at LSU, **Jalen Mills** was selected by the Eagles in the seventh round of the 2016 NFL Draft. The 2015 first-team All-America honoree finished his Tigers career with 216 tackles, eight tackles for loss, six interceptions and four sacks in 46 games (45 starts).

## PASSES DEFENSED

### EAGLES PLAYERS IN 2016

Leodis McKelvin	20
Nolan Carroll	14
Malcolm Jenkins	13
<b>Jalen Mills</b>	<b>10</b>
Rodney McLeod	10

## TOTAL TACKLES

### EAGLES PLAYERS IN 2016

Rodney McLeod	117
Malcolm Jenkins	114
Nigel Bradham	99
Jordan Hicks	95
<b>Jalen Mills</b>	<b>67</b>

## THREE STEP DROP

**First job:** Sold a local newspaper door-to-door when he was 14

**Bucket list:** Go on a safari, scuba dive with sharks, travel to Australia, Dubai and Paris

**Desired talent:** Be a genius. "I would want to be the next Albert Einstein."

**Player he models his game after:** Cardinals S Tyrann Mathieu

**First jersey:** Allen Iverson, Philadelphia 76ers (black jersey)

**Favorite athletes growing up:** Allen Iverson, Tracy McGrady, Roy Jones Jr.

**Favorite athletes to watch now:** LeBron James, Derrick Rose, Usain Bolt, Serena Williams

**Favorite movies:** *Belly*, *Finding Nemo*, *Paid in Full*, *Scarface*

**Favorite book:** *The One Year Uncommon Life Daily Challenge* by Tony Dungy

**Favorite music:** Future, Kodak Black, Lil Uzi Vert, Young Thug

**Favorite meal:** Shrimp and rice

## CAREER HIGHLIGHTS

### 2016 - PHILADELPHIA EAGLES (16/2)

- As a rookie, tied for fourth on the Eagles defense with 10 passes defended and finished fifth on the team in total tackles (67)
- Registered a career-high nine tackles (six solo) in a win vs. NYG (12/22/16)
- Made the first start of his career at Was. (10/16/16) and recorded seven tackles (five solo) and a pass defended
- Tied for the team lead with a then-career-high eight tackles (seven solo) in a 34-3 win vs. Pit. (9/25/16)
- Played in the first game of his NFL career vs. Cle. (9/11) and recorded two tackles and a pass defended

# CB JALEN MILLS 31



## MILLS' CAREER STATISTICS

Year	Team	GP/S	TACKLES					PASS DEFENSE					FUMBLES			DEF SNAPS		
			Total	Solo	Asst	TFL	Sacks	Int	Yds	Lg	TD	PD	Hur	FF	FR	Yds	No	Pct
2016	Philadelphia	16/2	67	55	12	0	0.0	0	0	--	0	10	0	0	0	0	661	65%
<b>Totals</b>		<b>16/2</b>	<b>67</b>	<b>55</b>	<b>12</b>	<b>0</b>	<b>0.0</b>	<b>0</b>	<b>0</b>	<b>--</b>	<b>0</b>	<b>10</b>	<b>0</b>	<b>0</b>	<b>0</b>	<b>0</b>	<b>661</b>	<b>65%</b>



## COLLEGE HIGHLIGHTS

- Played in seven games as a senior in 2015 after breaking his ankle in the preseason. Was a first-team All-America selection by *CBS Sports* after finishing the season with 30 tackles, one sack and three pass breakups
- Started 12 games at safety and one at nickelback as a junior in 2014, and tallied 62 tackles, three tackles for loss, one interception and five pass breakups
- Picked up 67 tackles, three sacks and three interceptions over his 13 starts as a sophomore in 2013. His interception total tied for the team lead
- Earned 2012 Freshman first-team All-America honors after starting all 13 games at CB and finishing fourth on the team with 57 total tackles, while adding two interceptions and five pass breakups

## 2016 GAME-BY-GAME STATISTICS

Date	Opp	GP/S	Tot	Solo	Sk	Int	PD	FF	FR	Snaps	Pct
Sep 11	Cle	W 1/0	2	2	0.0	0	1	0	0	12	23%
Sep 19	at Chi	W 1/0	6	6	0.0	0	1	0	0	43	83%
Sep 25	Pit	W 1/0	8	7	0.0	0	0	0	0	53	88%
Oct 9	at Det	L 1/0	4	4	0.0	0	1	0	0	24	39%
Oct 16	at Was	L 1/1	7	5	0.0	0	1	0	0	73	99%
Oct 23	Min	W 1/0	4	4	0.0	0	1	0	0	27	36%
Oct 30	at Dal	L 1/0	4	3	0.0	0	1	0	0	47	60%
Nov 6	at NYG	L 1/0	2	1	0.0	0	0	0	0	36	56%
Nov 13	Atl	W 1/1	7	6	0.0	0	1	0	0	50	100%
Nov 20	at Sea	L 1/0	1	0	0.0	0	0	0	0	40	60%
Nov 28	GB	L 1/0	5	5	0.0	0	2	0	0	49	69%
Dec 4	at Cin	L 1/0	4	2	0.0	0	0	0	0	23	36%
Dec 11	Was	L 1/0	1	1	0.0	0	0	0	0	40	83%
Dec 18	at Bal	L 1/0	3	3	0.0	0	0	0	0	34	59%
Dec 22	NYG	W 1/0	9	6	0.0	0	0	0	0	66	74%
Jan 1	Dal	W 1/0	0	0	0.0	0	0	0	0	44	79%
<b>Totals</b>		<b>16/2</b>	<b>67</b>	<b>55</b>	<b>0.0</b>	<b>0</b>	<b>9</b>	<b>0</b>	<b>0</b>	<b>661</b>	<b>65%</b>

## TRANSACTIONS

**2016** Drafted by PHI in 7th round (233rd overall)  
Signed 4-year contract

## CAREER HIGHS

<b>Total Tackles</b>	9	12/22/16 vs. NYG
<b>Solo Tackles</b>	7	9/25/16 vs. Pit.
<b>Sacks</b>	--	---
<b>INTs</b>	--	---
<b>PDs</b>	2	11/28/16 vs. GB
<b>FFs</b>	--	---
<b>FRs</b>	--	---

## YOGA TRAINING

Mills uses yoga as a training tool for football. "You have to balance the highs and lows and be able to control different parts of your body when you are in certain situations. It translates to game situations."

## ROOMMATES TO NFL

Mills roomed with Tampa Bay Buccaneers LB Kwon Alexander all throughout college and considers him one of his closest friends to this day. Mills helped Alexander with his football camp in Anniston, AL, during the 2016 offseason.

## FÚTBOL FAN

A big soccer fan to this day, Mills played left midfield and left forward in high school. He attended the COPA America Centenario games at Lincoln Financial Field in the 2016 offseason and says if he could play any other sport he would be a forward for the U.S. national team. His favorite soccer players are Cristiano Ronaldo and Lionel Messi.

## BIRDSEED

Mills is the son of Kisa Mills and has an older brother, Jaquan, and a dog, a Morkie named Baby.

Mills spent one season at DeSoto (TX) High School and helped lead his team to a 10-2 record as a senior, after transferring from Lancaster High School.

Mills began playing football when he was 12 as a defensive end for the Oak Cliff Titans. He moved to WR and QB before switching to the secondary as a junior in high school.



@greengoblin



@greengoblin



# T JASON PETERS 71

**6-4 | 328**  **14th Year**  
**BORN: Jan. 22, 1982 (Age 35)**



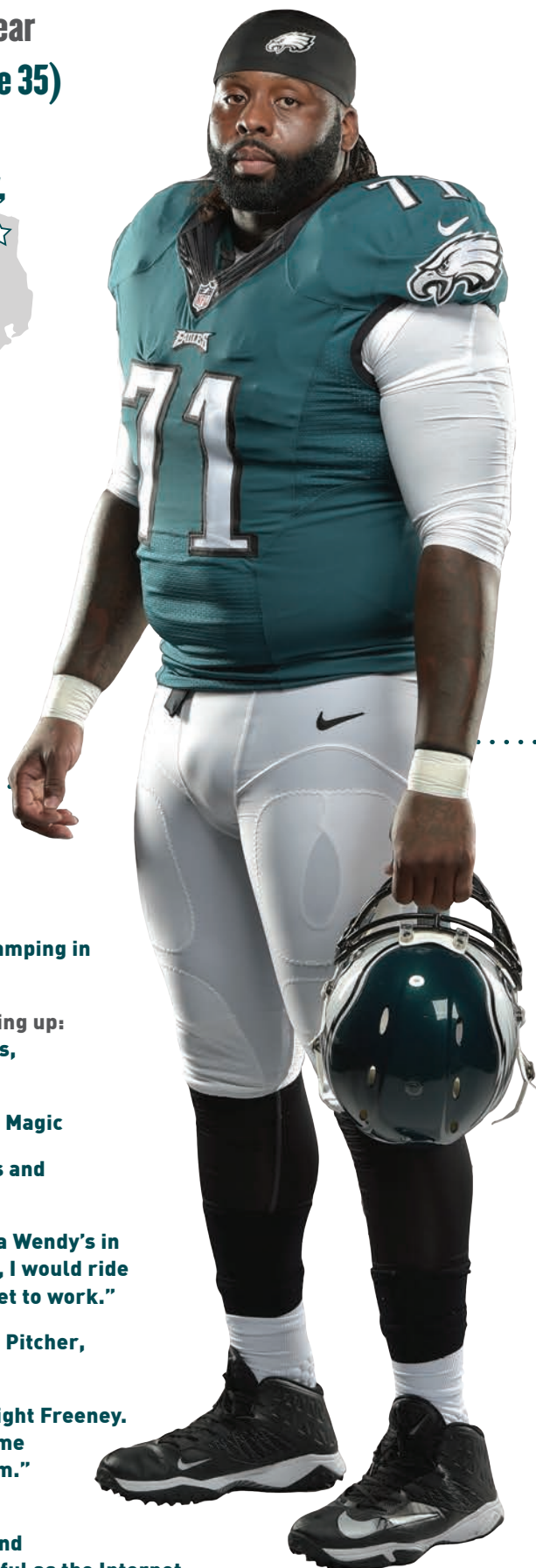
**Queen City,  
Texas** ☆

**Queen City  
High School**



**Arkansas**

**UDFA (2004) by Buffalo**  
**Acquired: T (Buf) 2009**



 PRO BOWL 2008	 PRO BOWL 2009	 PRO BOWL 2010	 PRO BOWL 2011	 PRO BOWL 2012
 PRO BOWL 2014	 PRO BOWL 2015	 PRO BOWL 2016	 PRO BOWL 2017	<b>AP</b> <hr/>
<b>AP</b> <hr/>	<b>AP</b> <hr/>	<b>AP</b> <hr/>	<b>AP</b> <hr/>	<b>AP</b> <hr/>
2008	2010	2011	2010	2011

In 2000, Jason Peters was a redshirt defensive lineman laboring on Arkansas' scout team. In 2004, he was a undrafted free agent tight end working to earn playing time in Buffalo. Now, he is a nine-time Pro Bowl and six-time All-Pro offensive tackle who is building his resume for a spot in the Pro Football Hall of Fame. Peters is regarded by many experts as the best left tackle in the game and the 14-year vet has anchored the Eagles offensive line since being acquired in a trade from Buffalo in 2009.

## THREE STEP DROP

**Hobbies:** Dominoes, fishing, camping in Texas and DJing

**Favorite teams/athletes growing up:** Buffalo Bills, Texas Rangers, Bruce Smith

**First jersey:** Shaquille O'Neal, Magic

**Funniest Eagles:** Donnie Jones and Jon Dorenbos

**First job:** Working the grill at a Wendy's in Atlanta, TX. "After practice, I would ride three miles on my bike to get to work."

**If he could play another sport:** Pitcher, New York Yankees

**Best player he ever faced:** Dwight Freeney. "He'll change the whole game around if you can't block him."

**Talent he'd like to have:** To be an engineer for Microsoft and invent something as impactful as the Internet

## PRO BOWL BERTHS

### ALL-TIME EAGLES HISTORY



**CHUCK  
BEDNARIK**

8



**JASON  
PETERS**

7



**REGGIE  
WHITE**

7



**BRIAN  
DAWKINS**

7



**DONOVAN  
MCNABB**

6



**PETE  
PIHOS**

6

### ALL-TIME EAGLES TACKLES



**JASON  
PETERS**

7



**BOB  
BROWN**

3



**FRANK  
KILROY**

3



**TRA  
THOMAS**

3



## AN UNCONVENTIONAL PATH

Peters originally signed with the Buffalo Bills in 2004 as a undrafted free agent tight end with a signing bonus of \$5,000. He went undrafted despite an impressive workout at the NFL Scouting Combine, which included a 4.8 time in the 40-yard dash. Peters claims that the draft-day snub gave him extra motivation.

He began the 2004 season on the Bills practice squad, but was elevated to the 53-man roster in November and saw action at both tight end and offensive tackle. In a Dec. 19 contest at Cincinnati, Peters started his first career NFL game when the team opened up in a two-TE set. During the contest, he blocked a punt and recovered it in the end zone for a TD (pictured to the right).

In 2005, Peters made the transition from tight end to tackle and credits former Bills coach Mike Mularkey for the career-changing move. "Offensive line was one of our weak points and I remember wanting to get on the field any way I could. Coach Mularkey told me about it and Mouse (offensive line coach Jim McNally) and I got to work."

Peters officially made the switch to tackle in the middle of the season and started the final nine games of the year at RT. He went on to open the 2006 season as the starting RT and switched to LT for the final nine games of the season. That year, he was named to Peter King's SI.com All-Pro team. After proving to be the Bills' most dominant offensive lineman in 2006, Peters opened 15 contests at LT in 2007 and garnered Pro Bowl honors for the first time in his career. He became the first Buffalo offensive lineman to make the Pro Bowl since Ruben Brown in 2003.

In 2009, the Philadelphia Eagles acquired Peters in a trade with Buffalo in exchange for a first-round draft pick in 2009, a fourth-round pick in 2009 and a sixth-round pick in 2010. Since then, Peters has made the Pro Bowl seven times, marking the second-most Pro Bowl berths in franchise history.

## EARLY ATHLETICISM

As a 9-year old, Peters was taken out of a baseball game after the umpire and opposing coach were convinced he was too old to play in the league. "I struck out 9 batters in the first three innings. My mother had to go home and get my birth certificate before I was allowed back in the game. After I did, I hit a home run."

He began playing football the next year as a 10-year-old offensive and defensive lineman for the Queen City Bulldogs.

Peters attended Queen City (TX) High School and earned All-District and All-Area honors as a defensive end. He also lettered in basketball, averaging 18.4 points per game to garner All-District and All-Area honors.

## CUSTOM WHEELS

Peters owns a business in Shreveport, LA, named Greedy Boy Customs. "We do custom car work or on really anything with wheels," said Peters. "We've actually done work on a few golf carts." ... Thanks to his grandfather, Dallas Wiggins, buying and restoring cars has been a passion in Jason's life. "He used to take all these old cars and fix them up. When I was little, I was always hanging around watching him and my uncle, and I got hooked."

Owns anywhere from 10-15 cars and loves taking the time to get dirty under the hood to fix them up. His prized possession, though, is a PS Freightliner. "I use it to tow my camper and my other cars. I taught myself how to drive it."



## BRAND JORDAN

Peters started a collection of Jordans in 2006 and now has a collection of over 2,500 that he neatly displays in one closet in his home. His personal favorites are the "black and red 13's."

## BIRDSEED

Full name is Jason Raynard Peters. His mother is Teledeo (pronounced Toledo) Simington and his stepfather is Ivory Simington. He has two sisters, Ivy and Chrissy.

Jason is quick to name his mother as the hero in his life, "My mom means everything to me. I definitely wouldn't be where I am today without her. She worked multiple jobs so she could provide for us. In the last year or so she lost over 100 pounds before undergoing two knee replacement surgeries. Now she's doing so much better. She continues to be such a big inspiration to me."

He is single and resides in South Jersey and in Atlanta, TX. He has a son, Jayshaun, who plays football, baseball, and basketball.

Majored in vocational education at Arkansas.

# T JASON PETERS 71



PETERS' CAREER SERVICE							
Year	Team	GP/S	STARTS			OFF SNAPS	
			LT	RT	TE	No	Pct
2004	Buffalo	5/1	0	0	1	N/A	N/A
2005	Buffalo	16/10	0	9	1	N/A	N/A
2006	Buffalo	16/16	9	7	0	N/A	N/A
2007	Buffalo	15/15	15	0	0	N/A	N/A
2008	Buffalo	13/13	13	0	0	N/A	N/A
2009	Philadelphia	15/15	15	0	0	N/A	N/A
2010	Philadelphia	13/13	13	0	0	N/A	N/A
2011	Philadelphia	14/14	14	0	0	N/A	N/A
2012	Philadelphia	0/0	0	0	0	0	0%
2013	Philadelphia	16/16	16	0	0	1018	92%
2014	Philadelphia	16/16	16	0	0	1146	97%
2015	Philadelphia	14/14	14	0	0	760	66%
2016	Philadelphia	16/16	16	0	0	1100	97%
<b>Totals</b>		<b>169/159</b>	<b>141</b>	<b>16</b>	<b>2</b>	---	---
PLAYOFFS							
2009	Philadelphia	1/1	1	0	0	---	---
2010	Philadelphia	1/1	1	0	0	---	---
2013	Philadelphia	1/1	1	0	0	58	100%
<b>Totals</b>		<b>3/3</b>	<b>3</b>	<b>0</b>	<b>0</b>	---	---



## CAREER HIGHLIGHTS

- With his 9th Pro Bowl selection and 7th as an Eagle in 2016, Peters has garnered the second-most Pro Bowl nods in team history behind **Chuck Bednarik** (eight)
- Earned *Associated Press* All-Pro honors following the 2007, '08, '10, '11, '13 and '14 campaigns. Was named to the first team in 2011 and 2013
- Joined **Frank "Bucko" Kilroy** (1953-55) as the only two offensive linemen in franchise history to earn a Pro Bowl berth in three consecutive years
- Since Peters' first Pro Bowl selection in 2007, only Cleveland's **Joe Thomas** (nine) has been selected to as many Pro Bowls as a tackle
- Has two career touchdowns: Blocked a punt and recovered it in the end zone (12/19/04 at Cin.) and caught **J.P. Losman's** first career TD pass (9/11/05 vs. Hou.)
- In 2014, was named a second-team AP All-Pro and garnered All-NFC honors from the Pro Football Writers of America. Also named to the USA Football All-Fundamentals team, an annual team comprised of 26 NFL players who exhibit exemplary football techniques for young players to emulate
- Was part of an Eagles offensive line in 2013 that blocked for the NFL's leading rusher, LeSean McCoy, who finished with a franchise-best 1,607 rushing yards. Also helped the Eagles set a team record with 6,676 total yards and record the second-most points in franchise history (442)

## COLLEGE HIGHLIGHTS

- Left Arkansas after his junior season. Played in 36 games and caught 28 passes for 300 yards and 4 TDs as a tight end
- In 2003, earned All-SEC second team honors after starting every game at TE and ranking third on the team with 21 receptions for 218 yards and four TDs
- Played in 13 games (12 starts) as a tight end in 2002, finishing the season with four receptions for 37 yards
- In 2001, played in 10 games (three starts). He began the season as a reserve defensive end and tackle, moving to tight end for the Auburn contest
- Redshirted in 2000, spending the season as a scout team defensive lineman

## TRANSACTIONS

- 2004** Signed by BUF as a rookie free agent
- 9/1/04** Released by BUF
- 9/7/04** Signed by BUF to the practice squad
- 11/13/04** Signed by BUF from the practice squad to active roster
- 7/14/06** Signed by BUF to 5-year contract extension thru 2010
- 4/17/09** Traded from BUF to PHI for a 1st round draft pick in 2009, a 4th round pick in 2009 and a 6th round pick in 2010 ... signed by PHI to a 6-year contract thru 2014
- 8/27/12** Placed on Reserve/Non-Football Injury list (Achilles)
- 2/26/14** Signed by PHI to a 5-year contract through 2018
- 6/14/17** Signed a 1-year contract extension through 2019

# RB DONNEL PUMPHREY 34



**5-9 | 176**  **Rookie**  
**BORN: Dec. 6, 1994 (Age 22)**

Las Vegas,  
Nevada

Canyon Springs  
High School



**San Diego State**  
D4b-17 (132nd overall)  
by Philadelphia

## RUSHING YARDS

NCAA DIVISION I FBS HISTORY

**6,405 Donnel Pumphrey**

**6,397 Ron Dayne**

**6,279 Ricky Williams**

**6,082 Tony Dorsett**

## BIRDSEED

- Is the son of Regina Padau and Donnel Pumphrey Sr.
- Prepped at Canyon Springs HS (Las Vegas, NV). Named Gatorade Nevada Player of the Year in 2012. Was also a member of the track and field team, where he was a state runner-up in the 100 and 200 meters as a junior



**Donnel Pumphrey** was selected by the Eagles in the 4th round (132nd overall) of the 2017 NFL Draft. The Las Vegas native finished his career at San Diego State with the most rushing yards (6,405) in NCAA FBS history, while also ranking 5th in all-purpose yards (7,515), tied for 8th in overall TDs (67) and 9th in rushing TDs (62). In 2016, Pumphrey gained All-America honors and was named a Heisman candidate, Doak Walker Award finalist and a Maxwell Award and Walter Camp Player of the Year Award semifinalist.

## RUSHING YARDS

NCAA PLAYERS IN 2016

**Donnel Pumphrey 2,133**

**D’Onta Foreman 2,028**

**Brian Hill 1,860**

**Aaron Jones 1,773**

**Dalvin Cook 1,765**

## COLLEGE HIGHLIGHTS

- Finished his career ranked 1st all-time in NCAA FBS history in rushing yards (6,405), 5th in all-purpose yards (7,515), tied for 8th in overall TDs (67) and 9th in rushing TDs (62)
- Was the only player in NCAA FBS history with at least 5,000 rushing yards (6,405) and 1,000 receiving yards (1,041)
- Broke numerous SDSU school records, passing **Marshall Faulk** in 2016 in rushing yards (6,405), all-purpose yards (7,515), 100+ yard rushing games (33), overall TDs (67), rushing TDs (62), overall points (402) and rushing attempts (1,059). Tied Faulk in 200+ yard rushing games (six) and was 2nd in 150+ yard rushing games (14)
- Finished as the all-time Mountain West Conference leader in rushing yards, all-purpose yards, rushing TDs, overall TDs and 100+ yard games

# RB DONNEL PUMPHREY 34



## PUMPHREY'S COLLEGE STATISTICS

Year	Team	GP	RUSHING					RECEIVING					TYS
			Att	Yds	Avg	Lg	TD	No	Yds	Avg	Lg	TD	
2013	San Diego St.	13	125	752	6.0	72t	8	22	234	10.6	23t	2	986
2014	San Diego St.	13	276	1867	6.8	93t	20	23	160	7.0	31	0	2027
2015	San Diego St.	14	309	1653	5.3	72t	17	28	416	14.9	40	3	2069
2016	San Diego St.	14	349	2133	6.1	79t	17	27	231	8.6	27	0	2364
<b>Totals</b>		<b>54</b>	<b>1059</b>	<b>6405</b>	<b>6.0</b>	<b>93t</b>	<b>62</b>	<b>100</b>	<b>1041</b>	<b>10.4</b>	<b>40</b>	<b>5</b>	<b>7446</b>



## COLLEGE HIGHLIGHTS (Continued)

- Led the NCAA in rushing (2,133 yards) as a senior in 2016 and gained first-team All-America honors from *Sports Illustrated*. Named a Heisman candidate, Doak Walker Award finalist and a Maxwell Award and Walter Camp Player of the Year Award semifinalist. Became the first running back voted as the Mountain West Conference Offensive Player of the Year in consecutive seasons
- Named MWC Offensive Player of the Year and earned honorable mention All-America accolades from *Sports Illustrated* as a junior in 2015. Led the Aztecs with 1,653 rushing yards and 17 TDs on 309 attempts (5.3 avg.)

- Also had a team-high 28 catches for 416 yards (14.9 avg.) and 3 TDs in 2015. Was one of only four players in FBS to lead his team in rushing yards and receptions
- Garnered honorable mention All-America honors from *Sports Illustrated* and was a first-team All-MWC selection as a sophomore in 2014. Rushed for 1,867 yards and a career-high 20 TDs on 276 attempts (6.8 avg.)


## TRANSACTIONS

- **2017** Drafted by PHI in 4th round (132nd overall)  
Signed 4-year contract

# DT ELIJAH QUALLS 98



**6-1 | 321**  **Rookie**  
**BORN: Feb. 11, 1995 (Age 22)**



☆ **Petaluma,  
California**  
**Casa Grande  
High School**



**Washington**  
**D6-17 (214th overall)**  
**by Philadelphia**

## THREE STEP DROP

**Hobbies:** Playing video games, going to the beach, barbequing, having bonfires and hanging out with his dog, Storm

**Desired talent:** Acting. "I was a drama major and that's actually something that, hopefully, after a long, good football career, I want to get into acting or directing."

**Surprisingly good at:** Doing backflips

**Best player he ever lined up against:** USC quarterback Sam Darnold

**Player he models his game after:** Los Angeles Rams DT Aaron Donald

**Favorite sports moment:** Winning the Pac-12 Championship

**Three favorite throwback jerseys:** Michael Jordan, Chicago Bulls; Penny Hardaway, Orlando Magic; Kobe Bryant, Los Angeles Lakers



Elijah Qualls was selected by the Eagles in the 6th round (214th overall) of the 2017 NFL Draft. In 39 career games at the University of Washington, Qualls recorded 78 tackles (43 solo), 12.5 TFL and 7.5 sacks. The California native collected first-team All-Pac-12 honors following his senior season in 2016, when he posted a career-high 38 tackles (18 solo), including 5.0 TFL, along with 3.0 sacks.

## COLLEGE HIGHLIGHTS

- Posted a career-high 38 tackles (18 solo), including 5.0 TFL, along with 3.0 sacks en route to first-team All-Pac-12 honors as a senior in 2016
- Played in 10 games (eight starts) as a junior in 2015. Produced 26 tackles (16 solo) and registered a career-high 4.5 sacks
- Saw action in all 14 games as a sophomore in 2013 and finished the season with 13 tackles (8 solo), including 2.0 TFL

## TRANSACTIONS

- 2017** Drafted by PHI in 6th round (214th overall)  
*Signed 4-year contract*

## BIRDSEED

- Prepped at Casa Grande (CA) High School, where he played defensive tackle, center and running back
- As a senior, earned first-team All-Metro from the San Francisco Chronicle, first-team All-North Bay League on defense and second-team on offense. Rushed for 708 yards and 10 TDs on 106 carries and notched 83 tackles
- As a junior, earned Cal Hi Sports all-state and first-team all-league honors as both a running back and defensive lineman. Rushed for 1,139 yards and 13 TDs on 166 carries and posted 76 tackles on defense
- Also an outstanding high school wrestler, winning the league title and advancing to state as a junior

# DT ELIJAH QUALLS 98



QUALLS' COLLEGE STATISTICS														
			TACKLES					PASS DEFENSE					FUMBLES	
Year	Team	GP	Total	Solo	Asst	TFL	Sacks	Int	Yds	Lg	TD	PD	FF	FR
2013	Washington	1	1	1	0	1.0	0.0	0	0	--	0	0	0	0
2014	Washington	14	13	8	5	2.0	0.0	0	0	--	0	0	0	0
2015	Washington	10	26	16	10	4.5	4.5	0	0	--	0	0	0	0
2016	Washington	14	38	18	20	5.0	3.0	0	0	--	0	0	0	0
<b>Totals</b>		<b>39</b>	<b>78</b>	<b>43</b>	<b>35</b>	<b>12.5</b>	<b>7.5</b>	<b>0</b>	<b>0</b>	<b>--</b>	<b>0</b>	<b>0</b>	<b>0</b>	<b>0</b>

# CB PATRICK ROBINSON 21



**5-11 | 191**  **8th Year**  
**BORN: Sept. 7, 1987 (Age 30)**



**Miami,  
Florida**

**Gulliver  
Preparatory  
School**



**Florida State**  
**D1-10 (32nd overall)**  
**by New Orleans**  
**Acquired: FA 2017**



Patrick Robinson signed with the Philadelphia Eagles on March 31, 2017, following stints with the Colts (2016), Chargers (2015) and Saints (2010-14). Originally selected by New Orleans with the 32nd-overall pick in the 2010 NFL Draft, Robinson has produced 247 tackles (206 solo), 59 PDs, 10 INTs, 3 FFs and 1.0 sack in 81 career regular-season games (49 starts).

## 99+ YARD INT-TDs NFL PLAYERS SINCE 2012



**GREG  
TOLER**  
102 YARDS  
12/16/12 vs. DET



**XAVIER  
RHODES**  
100 YARDS  
11/20/16 vs. ARI



**SEAN  
SMITH**  
100 YARDS  
11/3/13 AT BUF



**MALCOLM  
JENKINS**  
99 YARDS  
12/6/15 AT NE



**JANORIS  
JENKINS**  
99 YARDS  
11/23/14 AT SD



**PATRICK  
ROBINSON**  
99 YARDS  
11/5/12 vs. PHI

Robinson combined for  
**33 PDs and 7 INTs** in 31  
games from 2011-12.

## THREE STEP DROP

**Hobbies: Reading and watching movies**

**Favorite movies: Friday, New Jack City,  
Aladdin, Money Talks**

**Favorite food: Chicken tenders**

**Favorite vacation spot: Florida Keys**

**Favorite sports team: Miami Heat**

**If he could have dinner with anyone,  
it would be: Will Smith**

## CAREER HIGHLIGHTS

### 2016 - INDIANAPOLIS COLTS (7/6)

- Compiled 26 tackles (20 solo), 5 PDs and 1 FF

### 2015 - SAN DIEGO CHARGERS (16/10)

- Totaled 49 tackles (43 solo), 8 PDs, 1 INT and 1 FF

### 2014 - NEW ORLEANS SAINTS (14/6)

- Finished with 36 tackles (29 solo), 12 PDs and 2 INTs. Was named the team's recipient of the Ed Block Courage Award





## ROBINSON'S CAREER STATISTICS

Year	Team	GP/S	TACKLES					PASS DEFENSE						FUMBLES			DEF SNAPS		
			Total	Solo	Asst	TFL	Sacks	Int	Yds	Lg	TD	PD	Hur	FF	FR	Yds	No	Pct	
2010	New Orleans	11/4	25	23	2	1.0	0.0	0	0	--	0	2	0	0	0	0	0	N/A	N/A
2011	New Orleans	15/7	45	37	8	5.0	0.0	4	31	25	0	15	0	0	0	0	N/A	N/A	
2012	New Orleans	16/16	64	53	11	1.0	1.0	3	99	99t	1	18	1	1	0	0	1093	96%	
2013	New Orleans	2/0	2	1	1	0.0	0.0	0	0	--	0	0	0	0	0	0	22	2%	
2014	New Orleans	14/6	36	29	7	0.0	0.0	2	2	2	0	11	0	0	0	0	612	57%	
2015	San Diego	16/10	49	43	6	2.0	0.0	1	27	27	0	8	1	1	0	0	978	84%	
2016	Indianapolis	7/6	26	20	6	0.0	0.0	0	0	--	0	5	0	1	0	0	401	37%	
<b>Totals</b>		<b>81/49</b>	<b>247</b>	<b>206</b>	<b>41</b>	<b>9.0</b>	<b>1.0</b>	<b>10</b>	<b>159</b>	<b>99t</b>	<b>1</b>	<b>59</b>	<b>2</b>	<b>3</b>	<b>0</b>	<b>0</b>	<b>---</b>	<b>---</b>	

## PLAYOFFS

2010	New Orleans	1/1	1	1	0	0.0	0.0	0	0	--	0	1	0	0	0	0	N/A	N/A
2011	New Orleans	2/1	5	5	0	0.0	0.0	0	0	--	0	1	0	0	0	0	N/A	N/A
<b>Totals</b>		<b>3/2</b>	<b>6</b>	<b>6</b>	<b>0</b>	<b>0.0</b>	<b>0.0</b>	<b>0</b>	<b>0</b>	<b>--</b>	<b>0</b>	<b>2</b>	<b>0</b>	<b>0</b>	<b>0</b>	<b>0</b>	<b>---</b>	<b>---</b>

## ADDITIONAL CAREER STATISTICS

**Special Teams Tackles:** (10) - 2010 (4); 2011 (2); 2014 (4) **Postseason Special Teams Tackles:** (2) - 2011 (2)

## CAREER HIGHS

<b>Total Tackles</b>	8	4x, last: 12/6/15 vs. Den.
<b>Solo Tackles</b>	8	10/10/10 at Ari.
<b>Sacks</b>	1.0	9/9/12 vs. Was.
<b>INTs</b>	1	10x, last: 9/13/15 vs. Det.
<b>PDs</b>	3	4x, last: 11/30/14 at Pit.
<b>FFs</b>	1	3x, last: 10/9/16 vs. Chi.
<b>FRs</b>	-	---

## CAREER HIGHLIGHTS (Continued)

### 2012 - NEW ORLEANS SAINTS (16/16)

- Recorded 64 tackles (53 solo), 18 PDs, 3 INTs and 1.0 sack
- Tallied his first-career sack vs. Was. (9/9/12), bringing down Redskins QB **Robert Griffin III** in the fourth quarter
- In a win vs. Philadelphia (11/5/12), put the Saints up 7-0 in the first quarter after intercepting Eagles QB **Mike Vick** for a 99-yard TD. Marked his first-career TD and matched a franchise record set by **Darren Sharper** on 10/4/09 vs. NYJ

### 2011 - NEW ORLEANS SAINTS (15/7, Playoffs: 2/1)

- Totaled 45 tackles (37 solo), 15 PDs and a career-high 4 INTs

### 2010 - NEW ORLEANS SAINTS (11/4, Playoffs: 1/1)

- Posted 25 tackles (23 solo), 2 PDs and 4 special teams stops as a rookie

## COLLEGE HIGHLIGHTS

- Appeared in 45 games (25 starts) for Florida State and totaled 117 tackles, 21 PDs, 7 INTs, 4 FFs and 1 blocked punt
- Named a second-team All-ACC choice as a senior in 2009, starting all 12 games and compiling career highs in tackles (52), TFL (3.0), FFs (2) and FRs (2)
- As a junior in 2008, started nine games and registered 26 tackles (22 solo), 5 PDs, 2.0 TFL, 1 INT, 1 FF and 1 FR



## BIRDSEED

Robinson attended South Miami (FL) High School and Gulliver Preparatory School in Miami, where he graduated as a four-star recruit and the No. 16-ranked cornerback in the nation according to *Rivals.com*.

Robinson was named first-team all-state as a senior and represented Team Florida in the CaliFlorida Bowl. He earned all-region honors as a junior after recording 32 receptions for 491 yards and 6 TDs on offense and 8 INTs on defense.

Robinson majored in social science at Florida State.



## 2016 GAME-BY-GAME STATISTICS (IND)

Date	Opp	GP/S	Tot	Solo	Sk	Int	PD	FF	FR	Snaps	Pct
Sep 11	Det	L 1/1	5	5	0.0	0	1	0	0	31	48%
Sep 18	at Den	L 0/0	INACTIVE (CONCUSSION)								
Sep 25	SD	W 0/0	INACTIVE (CONCUSSION)								
Oct 2	at Jax	L 1/0	3	3	0.0	0	0	0	0	62	86%
Oct 9	Chi	W 1/1	6	4	0.0	0	0	1	0	47	71%
Oct 16	at Hou	L 0/0	INACTIVE (KNEE, HIP)								
Oct 23	at Ten	W 1/1	3	0	0.0	0	1	0	0	69	95%
Oct 30	KC	L 1/1	4	3	0.0	0	2	0	0	69	93%
Nov 6	at GB	W 1/1	2	2	0.0	0	0	0	0	69	100%
Nov 20	Ten	W 0/0	INACTIVE (GROIN)								
Nov 24	Pit	L 1/1	3	3	0.0	0	1	0	0	54	100%
Dec 5	at NYJ	W 0/0	INACTIVE (GROIN)								
Dec 11	Hou	L 0/0	INACTIVE (GROIN)								
PLACED ON INJURED RESERVE (GROIN) ON 12/13/16											
<b>Totals</b>		<b>7/6</b>	<b>26</b>	<b>20</b>	<b>0.0</b>	<b>0</b>	<b>5</b>	<b>1</b>	<b>0</b>	<b>401</b>	<b>37%</b>

## TOUCHDOWNS

Date	Opponent	TDs
11/5/12	vs. Philadelphia Eagles (W, 28-13)	99-yard INT



## COLLEGE HIGHLIGHTS (Continued)

- Earned a team and career-high 6 INTs while adding 28 tackles (18 solo), 12 PDs, 1 FF and 1 FR as a sophomore in 2007. Named an All-ACC honorable mention selection by Atlantic Coast Sports Media Association, All-ACC second-team by *Rivals.com*, All-ACC third-team by *Phil Steele* and All-Florida by the *Miami Herald*

## TRANSACTIONS

- 2010** Drafted by NO in 1st round (32nd overall)  
Signed 5-year contract
- 9/18/13** Placed on Injured Reserve (knee)
- 3/19/15** Signed by SD to 1-year contract
- 3/23/16** Signed by IND to 3-year contract
- 12/13/16** Placed on Injured Reserve (groin)
- 3/10/17** Released by IND
- 3/31/17** Signed by PHI to 1-year contract

## 2015 GAME-BY-GAME STATISTICS (SD)

Date	Opp	GP/S	Tot	Solo	Sk	Int	PD	FF	FR	Snaps	Pct
Sep 13	Det	W 1/0	3	2	0.0	1	1	1	0	35	75%
Sep 20	at Cin	L 1/0	1	1	0.0	0	0	0	0	29	44%
Sep 27	at Min	L 1/1	5	4	0.0	0	1	0	0	54	96%
Oct 4	Cle	W 1/1	2	2	0.0	0	1	0	0	68	96%
Oct 12	Pit	L 1/0	3	2	0.0	0	1	0	0	34	60%
Oct 18	at GB	L 1/1	1	1	0.0	0	0	0	0	40	76%
Oct 25	Oak	L 1/0	3	2	0.0	0	0	0	0	42	68%
Nov 1	at Bal	L 1/0	3	2	0.0	0	0	0	0	26	38%
Nov 9	Chi	L 1/1	2	2	0.0	0	0	0	0	22	31%
Nov 22	KC	L 1/1	5	5	0.0	0	0	0	0	45	71%
Nov 29	at Jax	W 1/1	4	4	0.0	0	2	0	0	56	79%
Dec 6	Den	L 1/0	8	7	0.0	0	1	0	0	66	96%
Dec 13	at KC	L 1/1	2	2	0.0	0	0	0	0	54	100%
Dec 20	Mia	W 1/1	5	5	0.0	0	0	0	0	56	98%
Dec 24	at Oak	L 1/1	0	0	0.0	0	0	0	0	53	76%
Jan 3	at Den	L 1/1	2	2	0.0	0	1	0	0	12	18%
<b>Totals</b>		<b>16/10</b>	<b>49</b>	<b>43</b>	<b>0.0</b>	<b>1</b>	<b>8</b>	<b>1</b>	<b>0</b>	<b>978</b>	<b>84%</b>

## 2014 GAME-BY-GAME STATISTICS (NO)

Date	Opp	GP/S	Tot	Solo	Sk	Int	PD	FF	FR	Snaps	Pct
Sep 7	at Atl	L 1/1	3	3	0.0	0	0	0	0	64	89%
Sep 14	at Cle	L 1/1	6	5	0.0	0	1	0	0	55	73%
Sep 21	Min	W 1/0	0	0	0.0	0	0	0	0	1	2%
Sep 28	at Dal	L 0/0	INACTIVE (HAMSTRING)								
Oct 5	TB	W 1/0	1	1	0.0	1	2	0	0	27	43%
Oct 19	at Det	L 0/0	INACTIVE (HAMSTRING)								
Oct 26	GB	W 1/0	2	2	0.0	0	0	0	0	43	63%
Oct 30	at Car	W 1/0	1	0	0.0	0	2	0	0	25	44%
Nov 9	SF	L 1/0	3	2	0.0	0	1	0	0	45	65%
Nov 16	Cin	L 1/0	1	1	0.0	0	0	0	0	51	84%
Nov 24	Bal	L 1/1	5	4	0.0	0	1	0	0	56	95%
Nov 30	at Pit	W 1/1	5	4	0.0	0	3	0	0	87	98%
Dec 7	Car	L 1/1	5	4	0.0	0	0	0	0	71	96%
Dec 15	at Chi	W 1/0	0	0	0.0	1	1	0	0	16	27%
Dec 21	Atl	L 1/1	3	2	0.0	0	0	0	0	49	75%
Dec 28	at TB	W 1/0	1	1	0.0	0	0	0	0	22	33%
<b>Totals</b>		<b>14/6</b>	<b>36</b>	<b>29</b>	<b>0.0</b>	<b>2</b>	<b>11</b>	<b>0</b>	<b>0</b>	<b>612</b>	<b>57%</b>

## 2013 GAME-BY-GAME STATISTICS (NO)

Date	Opp	GP/S	Tot	Solo	Sk	Int	PD	FF	FR	Snaps	Pct
Sep 8	Atl	W 1/0	2	1	0.0	0	0	0	0	18	32%
Sep 15	at TB	W 1/0	0	0	0.0	0	0	0	0	4	7%
PLACED ON INJURED RESERVE (KNEE) ON 9/18/13											
<b>Totals</b>		<b>2/0</b>	<b>2</b>	<b>1</b>	<b>0.0</b>	<b>0</b>	<b>0</b>	<b>0</b>	<b>0</b>	<b>22</b>	<b>2%</b>

# CB PATRICK ROBINSON 21



## 2012 GAME-BY-GAME STATISTICS (NO)

Date	Opp	GP/S	Tot	Solo	Sk	Int	PD	FF	FR	Snaps	Pct
Sep 9	Was	L 1/1	3	3	1.0	0	1	0	0	75	100%
Sep 16	at Car	L 1/1	3	2	0.0	0	2	0	0	63	100%
Sep 23	KC	L 1/1	8	5	0.0	0	3	0	0	89	95%
Sep 30	at GB	L 1/1	2	2	0.0	1	3	0	0	70	100%
Oct 7	SD	W 1/1	7	6	0.0	0	0	0	0	69	100%
Oct 21	at TB	W 1/1	7	5	0.0	0	1	0	0	73	100%
Oct 28	at Den	L 1/1	4	4	0.0	0	1	1	0	54	73%
Nov 5	Phi	W 1/1	1	1	0.0	1	1	0	0	77	98%
Nov 11	Atl	W 1/1	3	2	0.0	0	0	0	0	73	100%
Nov 18	at Oak	W 1/1	0	0	0.0	0	2	0	0	73	100%
Nov 25	SF	L 1/1	2	1	0.0	1	2	0	0	60	100%
Nov 29	at Atl	L 1/1	3	2	0.0	0	0	0	0	58	100%
Dec 9	at NYG	L 1/1	7	7	0.0	0	1	0	0	69	100%
Dec 16	TB	W 1/1	3	3	0.0	0	0	0	0	57	77%
Dec 23	at Dal	W 1/1	8	7	0.0	0	0	0	0	57	100%
Dec 30	Car	L 1/1	3	3	0.0	0	1	0	0	76	100%
<b>Totals</b>		<b>16/16</b>	<b>64</b>	<b>53</b>	<b>1.0</b>	<b>3</b>	<b>18</b>	<b>1</b>	<b>0</b>	<b>1093</b>	<b>96%</b>

## 2011 GAME-BY-GAME STATISTICS (NO)

Date	Opp	GP/S	Tot	Solo	Sk	Int	PD	FF	FR	Snaps	Pct
Sep 8	at GB	L 1/1	5	5	0.0	0	0	0	0	N/A	N/A
Sep 18	Chi	W 1/1	2	2	0.0	0	1	0	0	N/A	N/A
Sep 25	Hou	W 1/1	4	3	0.0	0	0	0	0	N/A	N/A
Oct 2	at Jax	W 1/1	1	1	0.0	1	2	0	0	N/A	N/A
Oct 9	at Car	W 1/1	1	0	0.0	1	1	0	0	N/A	N/A
Oct 16	at TB	L 1/0	4	4	0.0	0	1	0	0	N/A	N/A
Oct 23	Ind	W 1/0	2	2	0.0	0	1	0	0	N/A	N/A
Oct 30	at StL	L 1/0	4	4	0.0	0	1	0	0	N/A	N/A
Nov 6	TB	W 1/0	4	2	0.0	0	0	0	0	N/A	N/A
Nov 13	at Atl	W 0/0	INACTIVE (STOMACH)								
Nov 28	NYG	W 1/0	6	5	0.0	0	0	0	0	N/A	N/A
Dec 4	Det	W 1/0	3	3	0.0	0	1	0	0	N/A	N/A
Dec 11	at Ten	W 1/0	0	0	0.0	0	2	0	0	N/A	N/A
Dec 18	at Min	W 1/1	2	1	0.0	1	3	0	0	N/A	N/A
Dec 26	Atl	W 1/1	3	2	0.0	0	1	0	0	N/A	N/A
Jan 1	Car	W 1/0	4	3	0.0	1	1	0	0	N/A	N/A
<b>Totals</b>		<b>15/7</b>	<b>45</b>	<b>37</b>	<b>0.0</b>	<b>4</b>	<b>15</b>	<b>0</b>	<b>0</b>	<b>N/A</b>	<b>N/A</b>

## PLAYOFFS

Jan 7	Det	W 1/1	1	1	0.0	0	1	0	0	N/A	N/A
Jan 14	at SF	L 1/0	4	4	0.0	0	0	0	0	N/A	N/A
<b>Totals</b>		<b>2/1</b>	<b>5</b>	<b>5</b>	<b>0.0</b>	<b>0</b>	<b>1</b>	<b>0</b>	<b>0</b>	<b>N/A</b>	<b>N/A</b>

## 2010 GAME-BY-GAME STATISTICS (NO)

Date	Opp	GP/S	Tot	Solo	Sk	Int	PD	FF	FR	Snaps	Pct
Sep 9	Min	W 1/0	0	0	0.0	0	0	0	0	N/A	N/A
Sep 20	at SF	W 0/0	INACTIVE								
Sep 26	Atl	L 1/0	5	4	0.0	0	1	0	0	N/A	N/A
Oct 3	Car	W 1/0	0	0	0.0	0	0	0	0	N/A	N/A
Oct 10	at Ari	L 1/1	8	8	0.0	0	1	0	0	N/A	N/A
Oct 17	at TB	W 1/1	3	2	0.0	0	0	0	0	N/A	N/A
Oct 24	Cle	L 1/1	3	3	0.0	0	0	0	0	N/A	N/A
Oct 31	Pit	W 1/1	0	0	0.0	0	0	0	0	N/A	N/A
Nov 7	at Car	W 0/0	INACTIVE (ANKLE)								
Nov 21	Sea	W 0/0	INACTIVE (ANKLE)								
Nov 25	at Dal	W 1/0	3	3	0.0	0	0	0	0	N/A	N/A
Dec 5	at Cin	W 1/0	0	0	0.0	0	0	0	0	N/A	N/A
Dec 12	StL	W 0/0	INACTIVE								
Dec 19	at Bal	L 0/0	INACTIVE								
Dec 27	at Atl	W 1/0	0	0	0.0	0	0	0	0	N/A	N/A
Jan 2	TB	L 1/0	3	3	0.0	0	0	0	0	N/A	N/A
<b>Totals</b>		<b>11/4</b>	<b>25</b>	<b>23</b>	<b>0.0</b>	<b>0</b>	<b>2</b>	<b>0</b>	<b>0</b>	<b>N/A</b>	<b>N/A</b>

## PLAYOFFS

Jan 8	at Sea	L 1/1	1	1	0.0	0	1	0	0	N/A	N/A
<b>Totals</b>		<b>1/1</b>	<b>1</b>	<b>1</b>	<b>0.0</b>	<b>0</b>	<b>1</b>	<b>0</b>	<b>0</b>	<b>N/A</b>	<b>N/A</b>



# G ISAAC SEUMALO 73




**6-4 | 303**  **2nd Year**  
**BORN: Oct. 29, 1993 (Age 23)**

**Corvallis,  
Oregon**  
  
**Corvallis  
High School**



**Oregon State**  
**D3-16 (79th overall)**  
**by Philadelphia**



A versatile offensive lineman out of Oregon State, **Isaac Seumalo** was drafted by the Eagles in the third round of the 2016 NFL Draft. Seumalo (pronounced Say-u-mah-low), was a key reserve for the Eagles in 2016 and made 4 starts at three different positions as a rookie. A standout at Corvallis (OR) HS, Seumalo was rated as the No. 2 offensive lineman in the nation by *SuperPrep*.

## CAREER HIGHLIGHTS

- Proved to be a key reserve on the offensive line as a rookie in 2016, as he played in 9 games and started contests at three different positions (2 at RG, 1 at LG, 1 at RT)
- Made the first start of his career on *Monday Night Football* when he opened at RG vs. GB (11/28/16)

## BIRDSEED

- Is the son of Karen and Joe Seumalo. Has three brothers (Andrew, Levi and Noah) and a sister (Jessi)
- Prepped at Corvallis (OR) High School, where he was named 5A First-Team All-State as an offensive and defensive lineman in both his junior and senior seasons. Was also an Under Armour and ESPN All-American

## THREE STEP DROP

**Favorite sports moment: Hawaii's 2008 Sugar Bowl season**

**If he could play another sport: Ping pong**

**First job: Delivering newspapers in his neighborhood. He had to wake up at 3 a.m. to start his route**

**Favorite meal: Hawaiian food**

**Favorite TV show: *It's Always Sunny in Philadelphia***

## COLLEGE HIGHLIGHTS

- Made 37 career starts at Oregon State, opening contests at every position on the offensive line except for left guard
- Sat out the 2014 season while recovering from a foot injury, but returned to the field as a redshirt junior in 2015 and went on to start all 12 games for the Beavers (nine at RG, three at LT). Prior to the season, was named to the Outland Trophy and Rotary Lombardi Award watch lists and finished the year with All-Pac-12 Honorable Mention and Pac-12 All-Academic First team honors
- Started 10 games at center and two games at RT as a sophomore in 2013, earning Pac-12 All-Conference Second Team honors, while also being named to the Capital One Academic All-District team and the Pac-12 All-Academic First Team
- In 2012, became the first freshman starting center for Oregon State since Roger Levasa in 1978. Was just one of two true freshmen in the country to start their team's season opener at center. Earned All-Pac-12 honorable mention and was named Freshman All-America by *Phil Steele* and *CBSSports.com*

# G ISAAC SEUMALO 73



## FOOTBALL IS FAMILY

Isaac's father, Joe, played college football at Hawaii and is currently the defensive line coach at San Jose State. Prior to coaching, Joe played professionally in NFL Europe and the Canadian Football League.

Joe Seumalo and Eagles head coach Doug Pederson were teammates in 1995 with the Rhein Fire.

Isaac's brother, Andrew, is a GA at the University of Nebraska and played DT for OSU from 2009-2012. Isaac and Andrew teamed up for one season when Isaac was a freshman and Andrew was a senior.

Isaac's sister, Jessi, played volleyball for the Beavers and is currently a football recruiting GA at her alma mater.

## TRANSACTIONS

**2016** Drafted by PHI in 3rd round (79th overall)  
*Signed 4-year contract*

SEUMALO'S CAREER SERVICE							
			STARTS			OFF SNAPS	
Year	Team	GP/S	LG	RG	RT	No	Pct
2016	Philadelphia	9/4	1	2	1	335	30%
<b>Totals</b>		<b>9/4</b>	<b>1</b>	<b>2</b>	<b>1</b>	---	---

# RB WENDELL SMALLWOOD 28



**5-10 | 208** 2nd Year  
**BORN: Jan. 20, 1994 (Age 23)**

**Elkton, Maryland**  
**Eastern Christian Academy**



**West Virginia**  
**D5a-16 (153rd overall)**  
**by Philadelphia**

## THREE STEP DROP

First job: Counselor at the YMCA

Favorite TV show: *Martin*

Favorite quote: "Do you not know that in a race all the runners run, but only one gets the prize? Run in such a way as to get the prize." - Corinthians 9:24

If he could play another sport, what position: Shooting guard, Philadelphia 76ers

Player he models his game after: Marshall Faulk

Three favorite throwback jerseys: Brian Westbrook, Philadelphia Eagles; Michael Vick, Atlanta Falcons; Michael Jordan, North Carolina

## RUSHING LEADERS

### WEST VIRGINIA SINGLE-SEASON HISTORY

1,744 Steve Slaton (2006)

1,710 Avon Cobourne (2002)

1,589 Amos Zereoue (1997)

1,519 W. Smallwood (2015)



A native of nearby Wilmington, DE, and a fan of the Eagles during his childhood, **Wendell Smallwood** (pronounced wen-DELL) joined his hometown team after being selected in the 5th round of the 2016 NFL Draft. In 2015, Smallwood earned All-Big 12 second-team honors after setting career highs with 1,519 yards and 12 TDs on 238 carries (6.4 avg.) at West Virginia.

## 300+ RUSHING YDS & 250+ KICK RETURN YDS

### ALL-TIME EAGLES ROOKIES



**WENDELL SMALLWOOD**  
2016



**JAMES MCALISTER**  
1975



**TED DEAN**  
1960



**KEN KELLER**  
1956



**STEVE VAN BUREN**  
1944

## CAREER HIGHLIGHTS

### 2016 - PHILADELPHIA EAGLES (13/3)

- Became the first Eagle to record 300+ rushing yards and 250+ kick return yards since **Correll Buckhalter** in 2007. Joined **James McAlister** (1975), **Ted Dean** (1960), **Ken Keller** (1956) and **Steve Van Buren** (1944) as the only Eagles rookies to accomplish the feat
- Registered his first-career kickoff return TD (86 yards) at Was. (10/16/16), becoming the first Eagles rookie RB to post a kickoff return TD since Derrick Witherspoon in 1995
- Smallwood and **Josh Huff** (98-yard TD vs. Min. on 10/23/16) became the first duo in Eagles history and NFL's fifth since 1970 to produce kickoff return TDs in consecutive weeks

# RB WENDELL SMALLWOOD 28



## SMALLWOOD'S CAREER STATISTICS

Year	Team	GP/S	RUSHING					RECEIVING					TYS	OFF SNAPS		KICK RETURNS				
			Att	Yds	Avg	Lg	TD	No	Yds	Avg	Lg	TD		No	Pct	No	Yds	Avg	Lg	TD
2016	Philadelphia	13/3	77	312	4.1	19	1	6	55	9.2	18	0	367	164	16%	9	261	29.0	86t	1
<b>Totals</b>		<b>13/3</b>	<b>77</b>	<b>312</b>	<b>4.1</b>	<b>19</b>	<b>1</b>	<b>6</b>	<b>55</b>	<b>9.2</b>	<b>18</b>	<b>0</b>	<b>367</b>	<b>---</b>	<b>---</b>	<b>9</b>	<b>261</b>	<b>29.0</b>	<b>86t</b>	<b>1</b>

## ADDITIONAL CAREER STATISTICS

Fumbles/Lost: 1/1 Special Teams Tackles: 2

## 2016 GAME-BY-GAME STATISTICS

Date	Opp	GP/S	RUSHING					RECEIVING					TYS	SNAPS		KICK RETURNS					
			Att	Yds	Avg	Lg	TD	No	Yds	Avg	Lg	TD		No	Pct	No	Yds	Avg	Lg	TD	
Sep 11	Cle	W	1/0	1	1	1.0	1	0	0	0	---	--	0	1	2	3%	1	23	23.0	23	0
Sep 19	at Chi	W	1/0	2	16	8.0	11	0	0	0	---	--	0	16	5	7%	1	30	30.0	30	0
Sep 25	Pit	W	1/0	17	79	4.6	14	1	0	0	---	--	0	79	24	37%	0	0	---	--	0
Oct 9	at Det	L	1/0	0	0	---	--	0	0	0	---	--	0	0	1	2%	0	0	---	--	0
Oct 16	at Was	L	1/0	4	6	1.5	7	0	1	14	14.0	14	0	20	10	19%	1	86	86.0	86t	1
Oct 23	Min	W	1/0	4	13	3.3	4	0	0	0	---	--	0	13	5	9%	0	0	---	--	0
Oct 30	at Dal	L	1/0	1	-5	-5.0	-5	0	0	0	---	--	0	-5	1	1%	0	0	---	--	0
Nov 6	at NYG	L	1/0	2	25	12.5	19	0	0	0	---	--	0	25	4	5%	2	50	25.0	26	0
Nov 13	Atl	W	1/0	13	70	5.4	19	0	0	0	---	--	0	70	19	24%	2	32	16.0	17	0
Nov 20	at Sea	L	1/0	13	48	3.7	18	0	4	31	7.8	18	0	79	38	48%	0	0	---	--	0
Nov 28	GB	L	1/1	9	37	4.1	9	0	1	10	10.0	10	0	47	22	37%	0	0	---	--	0
Dec 4	at Cin	L	1/1	8	19	2.4	9	0	0	0	---	--	0	19	24	30%	1	13	13.0	13	0
Dec 11	Was	L	1/1	3	3	1.0	5	0	0	0	---	--	0	3	9	12%	1	27	27.0	27	0
PLACED ON INJURED RESERVE (KNEE) ON 12/12/16																					
<b>Totals</b>		<b>13/3</b>	<b>77</b>	<b>312</b>	<b>4.1</b>	<b>19</b>	<b>1</b>	<b>6</b>	<b>55</b>	<b>9.2</b>	<b>18</b>	<b>0</b>	<b>367</b>	<b>164</b>	<b>16%</b>	<b>9</b>	<b>261</b>	<b>29.0</b>	<b>86t</b>	<b>1</b>	

## CAREER HIGHLIGHTS (Continued)

- Rushed for a career-high 79 yards on 17 carries (4.6 avg.) and recorded the first TD of his NFL career. His 79 rushing yards were the most by an Eagles rookie since **Bryce Brown** on 12/2/12 at Dal. (169 yards)

## COLLEGE HIGHLIGHTS

- Appeared in 38 games (22 starts) and finished his three-year college career with 425 carries for 2,462 yards (5.8 avg.) and 12 TDs. Ended his West Virginia career ranked 9th all-time on the school's rushing list



## ALWAYS AN EAGLE

Smallwood grew up a fan of the Philadelphia Eagles in nearby Wilmington, DE. One of his favorite games he attended was the Eagles-Packers playoff game on January 11, 2004, when he witnessed the Eagles' 4th-and-26 conversion that led to a comeback win in overtime.

Smallwood's favorite all-time Eagle was Duce Staley, who now serves as his position coach. "I was star-struck at the combine after meeting him. I even asked for a picture with him."

## BIRDSEED

Smallwood, who majored in criminology with a minor in communications at West Virginia, is the son of Nichelle Barber and Wendell Smallwood. He has a pit bull named Prince.

Smallwood began playing football as a fullback and guard for the Claymont (DE) Falcons as a 7-year-old. He played his first three high school seasons at Red Lion Christian Academy in Bear, DE, before finishing high school at Eastern Christian Academy in Elkton, MD.

# RB WENDELL SMALLWOOD 28



## CAREER HIGHS

<b>Rush Attempts</b>	17	9/25/16 vs. Pit.
<b>Rushing Yards</b>	79	9/25/16 vs. Pit.
<b>Rushing Long</b>	19	2x, last: 11/13/16 vs. Atl.
<b>Rushing TDs</b>	1	9/25/16 vs. Pit.
<b>Receptions</b>	4	11/20/16 at Sea.
<b>Receiving Yards</b>	31	11/20/16 at Sea.
<b>Receiving Long</b>	18	11/20/16 at Sea.
<b>Receiving TDs</b>	--	---
<b>Kick Returns</b>	2	2x, last: 11/13/16 vs. Atl.
<b>Kick Return Yards</b>	86	10/16/16 at Was.
<b>Kick Return Long</b>	86t	10/16/16 at Was.



## RETURN TOUCHDOWNS (1)

Date	Opponent	Yards	Return
10/16/16	at Washington Redskins (L, 20-27)	86	KR

## COLLEGE HIGHLIGHTS (Continued)

- Compiled 68 career receptions for 618 yards (9.1 avg.), finishing 5th all-time among RBs in school history in both receptions and receiving yards
- Enjoyed a breakout campaign as a junior in 2015, leading the Big 12 in rushing yards with the 4th-highest single-season total in school history (1,519). Was named second-team All-Big 12 by the *Associated Press*
- Played in 13 games (nine starts) as a sophomore in 2014 and finished the season with 722 yards and 2 TDs on 148 carries (4.9 avg.). His 31 receptions tied for the 5th-most in a single-season by a RB in West Virginia history

## TRANSACTIONS


- 2016** Drafted by PHI in 5th round (153rd overall)  
*Signed 4-year contract*
- 12/12/16** Placed on Injured Reserve (knee)



# WR TORREY SMITH 82



**6-0 | 205**  **7th Year**  
**BORN: Jan. 26, 1989 (Age 28)**

**Falmouth, Virginia**   
**Stafford High School**



**Maryland**  
**D2-11 (58th overall)**  
**by Baltimore**  
**Acquired: FA 2017**



Torrey Smith was signed by the Philadelphia Eagles to a three-year contract on March 10, 2017, following a two-year stint with the San Francisco 49ers. Originally selected by the Ravens in the 2nd round (58th overall) of the 2011 NFL Draft, Smith was a member of Baltimore's Super Bowl XLVII-winning team. The seventh-year wideout has totaled 266 catches for 4,521 yards (17.0 avg.) and 37 TDs in 92 career games, while posting 414 yards and 4 TDs on 20 receptions (20.7 avg.) in eight career postseason contests.

## YARDS PER RECEPTION

SINCE 2011 (MIN. 200 RECEPTIONS)



**DESEAN JACKSON**  
17.4



**TORREY SMITH**  
17.0



**VINCENT JACKSON**  
16.6

## THREE STEP DROP

**First job:** Cashier at Walmart

**Bucket list:** Go fishing in Alaska

**Desired talent:** Ability to sing R&B

**Surprisingly good at:** Debating

**If he could play another sport:**

"Basketball. I'd play point guard with wherever LeBron James is."

**Best players he's lined up against:**

Champ Bailey and Darrelle Revis

**Favorite players:** Randy Moss, Michael Vick

**Moment left star struck:** "It was weird because when I was in college Ray Lewis' brother played on my team. The first time I saw him, I was like, 'Man, this is Ray Lewis at our school!' And then I ended up playing with him."

**Favorite movie:** *Forrest Gump*

**Favorite TV show:** Anything on HGTV.

"That's my network now! I've been all over it."

**Favorite meal:** Fried chicken and macaroni and cheese

**First jersey:** Allen Iverson

## FIRST-DOWN RECEIVING AVERAGE

SINCE 2011 (MIN. 100 RECEPTIONS)

DeSean Jackson 18.4

**Torrey Smith 17.4**

Vincent Jackson 17.2

Alshon Jeffery 16.8

Julio Jones 16.6

## THIRD-DOWN RECEIVING AVERAGE

SINCE 2011 (MIN. 60 RECEPTIONS)

Victor Cruz 17.61

Jordy Nelson 17.25

**Torrey Smith 17.11**

Calvin Johnson 17.10

Vincent Jackson 17.04



## TORREY SMITH FAMILY FUND

The Torrey Smith Family Fund is a nonprofit that aims to provide youth with the tools they need to identify, unleash and reach their full potential.

Please visit [TorreySmith.org](http://TorreySmith.org) for more information on his work in the community.

- In March 2017, Smith held his Sixth Annual Charity Basketball Game. All proceeds benefit the Torrey Smith Family Fund. The Smith family has been working in collaboration with established nonprofits and corporate partners to create important new programs in Baltimore.
- "Torrey's Back to School Program" is held each August with the purpose of ensuring that low-income elementary and middle school students have the basic items needed to begin the school year. Teachers also receive supplies they need to start the school year.
- In 2016, the Smiths began their mentoring programs geared towards high school boys in need of support and guidance with the launch of the L.E.V.E.L. (Leadership, Education, Vision, Effort, Love) Teen Summit. In total, thirty students participated in the overnight weekend Summit which included various workshops and presentations that focused on character building, decision making, leadership, and goal setting. Smith continues to meet with the youth on a monthly basis. The vision of the mentoring program is to introduce boys to positive male mentors, encourage students to pursue higher education and help them create a foundation for a successful future.
- During the 2016 offseason, Smith funded every school in East Baltimore to help give students the tools and opportunities they need to succeed. He appeared on the "Late Show with Stephen Colbert" to promote the effort.
- In partnership with Scholastic, and with the generosity of other corporations, the non-profit created reading rooms in five different Baltimore schools. The program enhances literacy by providing over 1200 age-appropriate books to the children in these schools. The rooms provide a vibrant and comfortable place for students to read or borrow a book.
- In honor of Torrey's late brother, Tevin Jones, the Torrey Smith Family Fund awards four annual college scholarships to high school seniors. Recipients of the scholarship are awarded \$5,000, distributed over four years

## MAN OF THE YEAR

Smith has been selected as his team's Walter Payton NFL Man of the Year nominee three times (2016 with San Francisco; 2013-14 with Baltimore). Named after the late Hall of Fame running back of the Chicago Bears, the Walter Payton NFL Man of the Year Award is given annually to the player who best exemplifies a commitment to philanthropy and community involvement.

"I've been giving back since day one, even when my family was the one receiving help. I always felt like your time was just as important as your money. I know what a lot of these families are going through and what a lot of these kids are going through. I wanted to be that support system for them, and that's why it's important for me to give back."

## MAKING A DIFFERENCE

Smith used his time and resources to help those affected by the contaminated water supply in Flint, MI, during the 2016 offseason. Despite having no ties to Michigan, Smith and former teammate, Justin Forsett, teamed with The United Way, who helped coordinate school visits along with the donation of bottled water to Loving Hands, which is an adult and senior care service.

## BIRDSEED

Smith (born James Torrey Smith) and his wife, Chanel (who grew up in Conshohocken, PA, and attended Plymouth-Whitemarsh HS), have two sons: Torrey Jeremiah (T.J.) and Kameron James. Smith, the oldest of seven children in his family, graduated with a bachelor's degree in criminology and criminal justice from the University of Maryland in 2010. In 2017, Smith, along with his wife, earned their MBA from the University of Miami.

During his time at Stafford HS (Falmouth, VA), Smith played wide receiver, running back and cornerback and saw action as a kick returner. Smith also played basketball in high school.





SMITH'S CAREER STATISTICS										
			RECEIVING					OFF SNAPS		
Year	Team	GP/S	No	Yards	Avg	Lg	TD	No	Pct	
2011	Baltimore	16/14	50	841	16.8	74t	7	NA	NA	
2012	Baltimore	16/16	49	855	17.4	54	8	919	84%	
2013	Baltimore	16/16	65	1128	17.4	74	4	1098	97%	
2014	Baltimore	16/16	49	767	15.7	53	11	788	73%	
2015	San Francisco	16/12	33	663	20.1	76t	4	772	76%	
2016	San Francisco	12/12	20	267	13.4	53t	3	644	62%	
<b>Totals</b>		<b>92/86</b>	<b>266</b>	<b>4521</b>	<b>17.0</b>	<b>76t</b>	<b>37</b>	<b>---</b>	<b>---</b>	
PLAYOFFS										
2011	Baltimore	2/1	4	91	22.8	42	1	NA	NA	
2012	Baltimore	4/4	11	233	21.2	59t	2	272	96%	
2014	Baltimore	2/2	5	90	18.0	35	1	100	75%	
<b>Totals</b>		<b>8/7</b>	<b>20</b>	<b>414</b>	<b>20.7</b>	<b>59t</b>	<b>4</b>	<b>---</b>	<b>---</b>	
ADDITIONAL CAREER STATISTICS										
<b>Rushing:</b> (7-48, 6.9 avg.) - 2011 (4-39, 9.8 avg.); 2012 (3-9, 3.0 avg.)										
<b>Kick Returns:</b> (2-37, 18.5 avg.) - 2011 (1-24); 2016 (1-13)										
<b>Fumbles/Lost:</b> (2/0) - 2011 (1/0); 2013 (1/0)										

CAREER HIGHS		
<b>Receptions</b>	7	2x, last: 9/15/13 vs. Cle.
<b>Receiving Yards</b>	166	9/29/13 at Buf.
<b>Receiving Long</b>	76t	10/18/15 vs. Bal.
<b>Receiving TDs</b>	3	9/25/11 at StL



2016 GAME-BY-GAME STATISTICS (SF)										
Date	Opp	GP/S	Rec	Yds	Avg	Lg	TD	Snaps	Pct	
Sep 12	LA W	1/1	2	13	6.5	15	0	78	96%	
Sep 18	at Car L	1/1	3	55	18.3	28t	1	55	85%	
Sep 25	at Sea L	1/1	3	35	11.7	13	0	44	76%	
Oct 2	Dal L	1/1	1	3	3.0	3	0	51	96%	
Oct 6	Ari L	1/1	0	0	---	--	0	73	94%	
Oct 16	at Buf L	1/1	3	76	25.3	53t	1	51	84%	
Oct 23	TB L	1/1	1	17	17.0	17	0	56	80%	
Nov 6	NO L	1/1	2	18	9.0	13	0	45	75%	
Nov 13	at Ari L	1/1	2	26	13.0	21	0	57	91%	
Nov 20	NE L	0/0	INACTIVE (SHOULDER)							
Nov 27	at Mia L	1/1	3	24	8.0	17	1	66	85%	
Dec 4	at Chi L	1/1	0	0	---	--	0	38	66%	
Dec 11	NYJ L	1/1	0	0	---	--	0	30	53%	
Dec 18	at Atl L	0/0	INACTIVE (CONCUSSION)							
PLACED ON INJURED RESERVE (CONCUSSION) ON 12/23/16										
<b>Totals</b>		<b>12/12</b>	<b>20</b>	<b>267</b>	<b>13.4</b>	<b>53t</b>	<b>3</b>	<b>644</b>	<b>62%</b>	

## CAREER HIGHLIGHTS

- A member of Baltimore's Super Bowl XLVII-winning team that defeated San Francisco, 34-31, in New Orleans on 2/3/13. Caught 11 passes for 233 yards (21.2 avg.) and 2 TDs during the Ravens' playoff run
- His 20.70 receiving average in the postseason ranks 6th in NFL history, trailing only **Alvin Harper** (27.29, 1991-99), **Willie Gault** (23.67, 1983-93), **Harold Jackson** (22.83, 1968-83), **Vernon Davis** (22.22) and **Charlie Brown** (20.74, 1982-87) (min. 20 receptions)
- Since 2011, ranks 2nd in the NFL in yards per reception (17.0), trailing only **DeSean Jackson** (17.4) (min. 200 receptions)
- Ranks 2nd in the NFL in first-down receiving average (17.4) since 2011, trailing only **DeSean Jackson** (18.4) (min. 100 receptions). Also in that span, ranks 3rd in third-down receiving average (17.1), behind **Victor Cruz** (17.6) and **Jordy Nelson** (17.2) (min. 60 receptions)

### 2015 - SAN FRANCISCO 49ERS (16/12)

- Led the NFL with 20.1 yards per reception in his debut season with the 49ers (min. 30 receptions)
- Became the first 49er to register 3 receiving TDs of 70+ yards in a single season since **John Taylor** in 1989. At the time, became the first NFL player to accomplish the feat since **Josh Gordon** in 2013 (*Elias Sports Bureau*)
- Caught a career-long 76-yard TD from 49ers QB **Colin Kaepernick** vs. Bal. (10/18/15)

### 2014 - BALTIMORE RAVENS (16/16, 2/2)

- Finished his time in Baltimore as the club's career leader in receiving average (16.9), totaling 213 receptions for 3,591 yards and 30 TDs from 2011-14
- Produced a team-leading, career-high 11 TDs, becoming the first Raven to record 10+ receiving TDs since **Michael Jackson** (14 in 1996)

# WR TORREY SMITH 82



## 2015 GAME-BY-GAME STATISTICS (SF)

Date	Opp	GP/S	Rec	Yds	Avg	Lg	TD	Snaps	Pct
Sep 14	Min	W 1/0	1	11	11.0	11	0	42	60%
Sep 20	at Pit	L 1/0	6	120	20.0	75t	1	49	54%
Sep 27	at Ari	L 1/1	0	0	---	--	0	31	62%
Oct 4	GB	L 1/1	2	54	27.0	47	0	47	94%
Oct 11	at NYG	L 1/0	2	42	21.0	25	0	49	72%
Oct 18	Bal	W 1/1	3	96	32.0	76t	1	52	88%
Oct 22	Sea	L 1/1	0	0	---	--	0	40	87%
Nov 1	at StL	L 1/1	2	19	9.5	11	0	61	91%
Nov 8	Atl	W 1/1	2	44	22.0	26	0	55	83%
Nov 22	at Sea	L 1/0	1	16	16.0	16	0	45	85%
Nov 29	Ari	L 1/1	2	51	25.5	41	0	53	95%
Dec 6	at Chi	W 1/1	2	76	38.0	71t	1	50	82%
Dec 13	at Cle	L 1/1	1	17	17.0	17	0	27	48%
Dec 20	Cin	L 1/1	2	33	16.5	17	0	56	74%
Dec 27	at Det	L 1/1	2	23	11.5	16t	1	54	87%
Jan 3	StL	W 1/1	5	61	12.2	31	0	61	75%
<b>Totals</b>		<b>16/12</b>	<b>33</b>	<b>663</b>	<b>20.1</b>	<b>76t</b>	<b>4</b>	<b>772</b>	<b>76%</b>

## 2014 GAME-BY-GAME STATISTICS (BAL)

Date	Opp	GP/S	Rec	Yds	Avg	Lg	TD	Snaps	Pct
Sep 7	Cin	L 1/1	3	50	16.7	25	0	76	86%
Sep 11	Pit	W 1/1	1	10	10.0	10	0	47	69%
Sep 21	at Cle	W 1/1	2	25	12.5	18	0	49	74%
Sep 28	Car	W 1/1	2	53	26.5	29	1	48	76%
Oct 5	at Ind	L 1/1	3	38	12.7	20	0	51	85%
Oct 12	at TB	W 1/1	4	51	12.8	18	2	44	66%
Oct 19	Atl	W 1/1	3	81	27.0	39t	1	58	87%
Oct 26	at Cin	L 1/1	0	0	---	--	0	43	66%
Nov 2	at Pit	L 1/1	4	63	15.8	35t	1	59	83%
Nov 9	Ten	W 1/1	5	75	15.0	32t	1	45	73%
Nov 24	at NO	W 1/1	5	98	19.6	40	0	48	81%
Nov 30	SD	L 1/1	6	65	10.8	17	2	51	72%
Dec 7	at Mia	W 1/1	0	0	---	--	0	15	23%
Dec 14	Jax	W 1/1	2	16	8.0	12	0	51	82%
Dec 21	at Hou	L 1/1	5	59	11.8	20t	2	51	70%
Dec 28	Cle	W 1/1	4	83	20.8	53	1	52	78%
<b>Totals</b>		<b>16/16</b>	<b>49</b>	<b>767</b>	<b>15.7</b>	<b>53</b>	<b>11</b>	<b>788</b>	<b>73%</b>

## PLAYOFFS

Jan 3	at Pit	W 1/1	2	28	14.0	17	1	40	70%
Jan 10	at NE	L 1/1	3	62	20.7	35	0	60	78%
<b>Totals</b>		<b>2/2</b>	<b>5</b>	<b>90</b>	<b>18.0</b>	<b>35</b>	<b>1</b>	<b>100</b>	<b>75%</b>



## 100+ YARD GAMES (7)

Date	Opponent	Yards	Rec	TDs
9/29/13	at Buffalo Bills (L, 20-23)	166	5	1
11/20/11	vs. Cincinnati Bengals (W, 31-24)	165	6	1
9/25/11	at St. Louis Rams (W, 37-7)	152	5	3
11/25/12	at San Diego Chargers (W, 16-13)	144	7	0
9/23/12	vs. New England Patriots (W, 31-30)	127	6	2
10/6/13	at Miami Dolphins (W, 26-23)	121	6	0
9/20/15	at Pittsburgh Steelers (L, 18-43)	120	6	1

## MULTI-TOUCHDOWN GAMES (7)

Date	Opponent	TDs
9/25/11	at St. Louis Rams (W, 37-7)	3
12/21/14	at Houston Texans (L, 13-25)	2
11/30/14	vs. San Diego Chargers (L, 33-34)	2
10/12/14	at Tampa Bay Buccaneers (W, 48-17)	2
1/12/13	at Denver Broncos (AFC Div.) (W, 38-35)	2
11/11/12	vs. Oakland Raiders (W, 55-20)	2
9/23/12	vs. New England Patriots (W, 31-30)	2

## CAREER HIGHLIGHTS (Continued)

### 2013 - BALTIMORE RAVENS (16/16)

- Sallied career highs in receptions (65) and receiving yards (1,128), becoming the first Raven to reach 1,000+ receiving yards in a single season since **Derrick Mason** (1,028 in 2009)
- Became the first Raven to post back-to-back 100+ yard receiving games since **Qadry Ismail** (3 in 1999) after leading the team with 121 yards on 6 catches at Mia. (10/6/13)
- Totaled a career-high 166 yards and 1 TD on 5 receptions (33.2 avg.) at Buf. (9/29/13)

### 2012 - BALTIMORE RAVENS (16/16, 4/4)

- Led the Ravens with 98 yards and 2 TDs on 3 receptions (32.7 avg.) in the AFC Divisional game at Den. (1/12/13). His 2 TDs set a Ravens single-game postseason record
- Started all 16 games for the first time in his career, posting 49 catches for 855 yards and a team-high 8 TDs
- Following the loss of his 19-year-old brother, Tevin Jones, the morning of the game, led the Ravens with 6 receptions for 127 yards and 2 TDs in a 31-30 win vs. NE (9/23/12)

### 2011 - BALTIMORE RAVENS (16/14, 2/1)

- In his first career playoff game, notched 3 receptions for 82 yards (27.3 avg.) and his first career postseason TD in the AFC Championship game at NE (1/22/12)
- Appeared in all 16 games (14 starts) as a rookie. Posted Ravens rookie records in receptions (50) and yards (841)

# WR TORREY SMITH 82



## 2013 GAME-BY-GAME STATISTICS (BAL)

Date	Opp	GP/S	Rec	Yds	Avg	Lg	TD	Snaps	Pct
Sep 5	at Den	L 1/1	4	92	23.0	34	0	87	98%
Sep 15	Cle	W 1/1	7	85	12.1	27	0	72	100%
Sep 22	Hou	W 1/1	5	92	18.4	48	0	61	97%
Sep 29	at Buf	L 1/1	5	166	33.2	74	1	65	100%
Oct 6	at Mia	W 1/1	6	121	20.2	41	0	75	97%
Oct 13	GB	L 1/1	1	12	12.0	12	0	63	96%
Oct 20	at Pit	L 1/1	3	61	20.3	41	0	59	95%
Nov 3	at Cle	L 1/1	5	78	15.6	46	0	69	97%
Nov 10	Cin	W 1/1	5	46	9.2	18	1	70	95%
Nov 17	at Chi	L 1/1	5	32	6.4	13	1	75	96%
Nov 24	NYJ	W 1/1	2	74	37.0	60	0	64	100%
Nov 28	Pit	W 1/1	6	93	15.5	54	1	59	94%
Dec 8	Min	W 1/1	1	11	11.0	11	0	80	94%
Dec 16	at Det	W 1/1	4	69	17.3	25	0	62	100%
Dec 22	NE	L 1/1	3	69	23.0	42	0	69	91%
Dec 29	at Cin	L 1/1	3	27	9.0	14	0	68	99%
<b>Totals</b>		<b>16/16</b>	<b>65</b>	<b>1128</b>	<b>17.4</b>	<b>74</b>	<b>4</b>	<b>1098</b>	<b>97%</b>

## 2012 GAME-BY-GAME STATISTICS (BAL)

Date	Opp	GP/S	Rec	Yds	Avg	Lg	TD	Snaps	Pct
Sep 10	Cin	W 1/1	2	57	28.5	52	0	50	82%
Sep 16	at Phi	L 1/1	2	51	25.5	40	0	65	94%
Sep 23	NE	W 1/1	6	127	21.2	38	2	70	97%
Sep 27	Cle	W 1/1	6	97	16.2	34	1	67	82%
Oct 7	at KC	W 1/1	3	38	12.7	26	0	56	100%
Oct 14	Dal	W 1/1	2	24	12.0	19t	1	45	88%
Oct 21	at Hou	L 1/1	4	41	10.3	15	0	61	100%
Nov 4	at Cle	W 1/1	4	46	11.5	26	1	65	99%
Nov 11	Oak	W 1/1	2	67	33.5	47t	2	50	78%
Nov 18	at Pit	W 1/1	1	7	7.0	7	0	59	98%
Nov 25	at SD	W 1/1	7	144	20.6	54	0	85	91%
Dec 2	Pit	L 1/1	3	33	11.0	13	0	59	97%
Dec 9	at Was	L 1/1	1	21	21.0	21	0	60	100%
Dec 16	Den	L 1/1	1	14	14.0	14	0	36	55%
Dec 23	NYG	W 1/1	5	88	17.6	43	1	75	88%
Dec 30	at Cin	L 1/1	0	0	---	---	0	16	19%
<b>Totals</b>		<b>16/16</b>	<b>49</b>	<b>855</b>	<b>17.4</b>	<b>54</b>	<b>8</b>	<b>919</b>	<b>84%</b>

## CAREER HIGHLIGHTS (Continued)

- Earned **AFC Offensive Player of the Week** and **NFL Rookie of the Week** honors after leading the Ravens with 6 receptions for 165 yards (27.5 avg.) vs. Cin. (11/20/11)
- Became the third rookie to have multiple games with 150+ receiving yards and 1+ TD (9/25/11 at StL; 11/20/11 vs. Cin.), joining **Randy Moss** (3 in 1998) and **Ken Burrow** (2 in 1971)
- Produced a career-high 3 TDs (74, 41 and 18 yards) in his first career start at StL (9/25/11). Became the first rookie in NFL history to record 3 TDs in the first quarter

## COLLEGE HIGHLIGHTS

- Finished his Maryland career ranked 2nd in school history in receiving yards (2,215) and 3rd in receptions (152) and yards per offensive play (18.3)
- Held both school and Atlantic Coast Conference records with 123 kickoff returns for 2,983 yards (24.3 avg.). His 3 kickoff return TDs set a Maryland record
- Earned first-team All-ACC honors as a junior in 2010 after setting a Terrapins single-season record with 12 TDs on 67 receptions and 1,055 yards (15.7 avg.)
- Was named first-team All-ACC as a sophomore in 2009, leading Maryland with 61 receptions for 824 yards (13.5 avg.) and 5 TDs. Established school records with 51 kickoff returns for 1,309 yards (25.7 avg.) and 2 TDs

## TRANSACTIONS

- 2011** Drafted by BAL in 2nd round (58th overall)  
Signed 4-year contract
- 3/11/15** Signed by SF to 5-year contract
- 12/23/16** Placed on Injured Reserve (concussion)
- 3/7/17** Released by SF
- 3/10/17** Signed by PHI to 3-year contract

## PLAYOFFS

Jan 6	Ind	W 1/1	2	31	15.5	22	0	56	97%
Jan 12	at Den	W 1/1	3	98	32.7	59t	2	77	96%
Jan 20	at NE	W 1/1	4	69	17.3	25	0	71	97%
Feb 3	at SF	W 1/1	2	35	17.5	20	0	68	96%
<b>Totals</b>		<b>4/4</b>	<b>11</b>	<b>233</b>	<b>21.2</b>	<b>59t</b>	<b>2</b>	<b>272</b>	<b>96%</b>

## 2011 GAME-BY-GAME STATISTICS (BAL)

Date	Opp	GP/S	Rec	Yds	Avg	Lg	TD	Snaps	Pct
Sep 11	Pit	W 1/0	0	0	---	---	0	N/A	N/A
Sep 18	at Ten	L 1/0	0	0	---	---	0	N/A	N/A
Sep 25	at StL	W 1/1	5	152	30.4	74t	3	N/A	N/A
Oct 2	NYJ	W 1/1	1	1	1.0	1	0	N/A	N/A
Oct 16	Hou	W 1/1	3	84	28.0	51	0	N/A	N/A
Oct 24	at Jax	L 1/1	3	32	10.7	20	0	N/A	N/A
Oct 30	Ari	W 1/1	3	57	19.0	36	0	N/A	N/A
Nov 6	at Pit	W 1/1	5	71	14.2	29	1	N/A	N/A
Nov 13	at Sea	L 1/1	3	28	9.3	14	0	N/A	N/A
Nov 20	Cin	W 1/1	6	165	27.5	49	1	N/A	N/A
Nov 24	SF	W 1/1	2	23	11.5	12	0	N/A	N/A
Dec 4	at Cle	W 1/1	1	32	32.0	32	0	N/A	N/A
Dec 11	Ind	W 1/1	5	48	9.6	17	1	N/A	N/A
Dec 18	at SD	L 1/1	6	77	12.8	36t	1	N/A	N/A
Dec 24	Cle	W 1/1	2	38	19.0	29	0	N/A	N/A
Jan 1	at Cin	W 1/1	5	33	6.6	13	0	N/A	N/A
<b>Totals</b>		<b>16/14</b>	<b>50</b>	<b>841</b>	<b>16.8</b>	<b>74t</b>	<b>7</b>	<b>N/A</b>	<b>N/A</b>

## PLAYOFFS

Jan 15	Hou	W 1/1	1	9	9.0	9	0	N/A	N/A
Jan 22	at NE	L 1/0	3	82	27.3	42	1	N/A	N/A
<b>Totals</b>		<b>2/1</b>	<b>4</b>	<b>91</b>	<b>22.8</b>	<b>42</b>	<b>1</b>	<b>N/A</b>	<b>N/A</b>

# RB DARREN SPROLES 43



**5-6 | 190** **13th Year**  
**BORN: June 20, 1983 (Age 34)**

**Olathe, Kansas**   
**Olathe North High School**



**Kansas State**  
**D4-05 (130th overall)**  
**by San Diego**  
**Acquired: T-NO-2014**

## RECEIVING LEADERS

NFL RUNNING BACKS (SINCE 2007)

**30** RECEIVING TDs  
MOST IN THE NFL

**522** RECEPTIONS  
MOST IN THE NFL

**4,573** RECEIVING YARDS  
MOST IN THE NFL

## THREE STEP DROP

- If he could play another sport, what position:  
**Point guard, Chicago Bulls**
- Talent he'd most like to have: **Ability to play drums**
- If he could be any superhero, he would be: **Batman**
- Actor that would play him in a movie: **Omar Epps**
- Left starstruck: **Meeting Michael Jordan at NBA All-Star Weekend in Houston**
- Favorite hobby: **Golfing**
- Favorite meal: **Grandma's fried chicken**
- Favorite TV show: **The Wire**
- First job: **Working on the assembly line at Culligan Water**
- Three favorite throwback jerseys:  
**LaDainian Tomlinson, San Diego Chargers; Steve Atwater, Denver Broncos; Marshall Faulk, St. Louis Rams**




**AP**  
**2015** **2015** **2016** **2017**

One of the most versatile weapons in the NFL, the Philadelphia Eagles acquired **Darren Sproles** in a trade with the New Orleans Saints in 2014. The multi-dimensional threat at running back, receiver and returner is the only player in NFL history with 30+ receiving TDs (30), 20+ rushing TDs (22), 1+ kickoff return TD (2) and 1+ punt return TD (7). The two-time All-Pro selection and three-time Pro Bowler leads all active players and ranks 8th all-time with 19,011 all-purpose yards.

## ALL-PURPOSE YARDS

NFL HISTORY



**JERRY RICE**  
23,546



**BRIAN MITCHELL**  
23,330



**WALTER PAYTON**  
21,803



**EMMIT SMITH**  
21,564



**TIM BROWN**  
19,682



**MARSHALL FAULK**  
19,190



**STEVE SMITH SR.**  
19,180



**DARREN SPROLES**  
19,011

Only player in NFL history with ...  
**30+ receiving TDs**  
**20+ rushing TDs**  
**1+ kickoff return TD**  
**1+ punt return TD**

# RB DARREN SPROLES 43



## SPROLES' CAREER STATISTICS

Year	Team	GP/S	RUSHING					RECEIVING					OFF SNAPS		PUNT RETURNS					KICK RETURNS						
			Att	Yds	Avg	Lg	TD	No	Yds	Avg	Lg	TD	TYS	No	Pct	No	FC	Yds	Avg	Lg	TD	No	Yds	Avg	Lg	TD
2005	San Diego	15/0	8	50	6.3	21	0	3	10	3.3	6	0	60	N/A	N/A	18	5	108	6.0	23	0	63	1528	24.3	58	0
2007	San Diego	15/0	37	164	4.4	34	2	10	31	3.1	14	0	195	N/A	N/A	24	2	229	9.5	45t	1	37	1008	27.2	89t	1
2008	San Diego	16/0	61	330	5.4	37	1	29	342	11.8	66t	5	672	N/A	N/A	22	12	249	11.3	43	0	53	1376	26.0	103t	1
2009	San Diego	16/2	93	343	3.7	21	3	45	497	11.0	81t	4	840	N/A	N/A	26	12	183	7.0	77t	1	54	1300	24.1	66	0
2010	San Diego	16/3	50	267	5.3	34	0	59	520	8.8	57t	2	787	N/A	N/A	24	11	166	6.9	16	0	51	1257	24.6	45	0
2011	New Orleans	16/4	87	603	6.9	36	2	86	710	8.3	39	7	1313	N/A	N/A	29	19	294	10.1	72t	1	40	1089	27.2	92	0
2012	New Orleans	13/6	48	244	5.1	47	1	75	667	8.9	44	7	911	444	40%	23	14	183	8.0	37	0	18	483	26.8	48	0
2013	New Orleans	15/4	53	220	4.2	38	2	71	604	8.5	48	2	824	357	32%	29	21	194	6.7	28	0	12	225	21.3	32	0
2014	Philadelphia	15/0	57	329	5.8	49t	6	40	387	9.7	57	0	716	337	29%	39	16	506	13.0	82t	2	1	15	15.0	15	0
2015	Philadelphia	16/4	83	317	3.8	27	3	55	388	7.1	35t	1	705	394	34%	38	18	446	11.7	89t	2	1	20	20.0	20	0
2016	Philadelphia	15/5	94	438	4.7	25t	2	52	427	8.2	73t	2	865	511	45%	17	13	224	13.2	66	0	1	19	19.0	19	0
<b>Totals</b>		<b>168/28</b>	<b>671</b>	<b>3305</b>	<b>4.9</b>	<b>49t</b>	<b>22</b>	<b>525</b>	<b>4583</b>	<b>8.7</b>	<b>81t</b>	<b>30</b>	<b>7888</b>	-	-	<b>289</b>	<b>143</b>	<b>2782</b>	<b>9.6</b>	<b>89t</b>	<b>7</b>	<b>331</b>	<b>8350</b>	<b>25.2</b>	<b>103t</b>	<b>2</b>

## PLAYOFFS

2007	San Diego	3/0	4	35	8.8	26	0	3	61	20.3	56t	1	96	N/A	N/A	5	2	28	5.6	13	0	10	223	22.3	30	0
2008	San Diego	2/1	33	120	3.6	22t	2	10	136	13.6	62t	1	256	N/A	N/A	5	0	76	15.2	28	0	9	270	30.0	63	0
2009	San Diego	1/0	3	33	11.0	22	0	3	30	10.0	19	0	63	N/A	N/A	2	1	3	1.5	3	0	2	44	22.0	27	0
2011	New Orleans	2/2	13	54	4.2	17t	2	19	152	8.0	44t	1	206	N/A	N/A	5	2	33	6.6	13	0	4	92	23.0	28	0
2013	New Orleans	2/0	7	31	4.4	13	0	9	63	7.0	14	0	94	62	42%	3	2	31	10.3	14	0	6	141	23.5	39	0
<b>Totals</b>		<b>10/3</b>	<b>60</b>	<b>273</b>	<b>4.6</b>	<b>26</b>	<b>4</b>	<b>44</b>	<b>442</b>	<b>10.0</b>	<b>62t</b>	<b>3</b>	<b>715</b>	-	-	<b>20</b>	<b>7</b>	<b>171</b>	<b>8.6</b>	<b>28</b>	<b>0</b>	<b>31</b>	<b>770</b>	<b>24.8</b>	<b>63</b>	<b>0</b>

## ADDITIONAL CAREER STATISTICS

**Fumbles/Lost:** (20/11) - 2005 (3/2), 2007 (1/0), 2008 (3/2), 2009 (3/1), 2010 (3/3), 2013 (2/2), 2014 (2/1), 2015 (2/0), 2016 (1/0)



## MOTHER KNOWS BEST

Sproles credits his late mother, Annette, for helping him become the person he is today. Annette bravely fought cancer for five years after being diagnosed in 2000. Even though Sproles was recruited by several universities to play football, he ultimately chose to attend Kansas State to be close to his mother.

"I just wanted to be near her for my family. I wanted it to be easy for her to see my games if she wanted to go. She was a true fighter. I miss her every day."

When Annette passed away in 2004, Sproles honored a promise to his mother to return to school his senior year to complete his degree in criminal justice. "My mom is my hero. She kept me focused on the right things."

## SPROLES EMPOWERED YOUTH

The Sproles Empowered Youth Foundation is a non-profit organization founded in 2011 that is designed to benefit underserved youth and empower teen boys and girls with life skills that will encourage them to become successful and responsible adults. For more information on Sproles Empowered Youth, please visit [SprolesEmpoweredYouth.org](http://SprolesEmpoweredYouth.org).



## HIGH SCHOOL STANDOUT

Sproles was a two-time all-state, all-metro and all-Sunflower League selection at Olathe High School, where he finished his career with 79 TDs and 5,230 rushing yards. As a senior, he was named Kansas Player of the Year by USA Today and earned a spot in the Kansas Hall of Fame after helping lead the school to its fourth state championship in five years.

## BIRDSEED

Sproles is the son of Larry and Annette Sproles. He also has a younger brother, Terrance. Sproles and his wife, Michel, have two daughters: Devyn and Rhyann. Sproles' father, Larry, played at MidAmerica Nazarene University. "My dad was the one who got me into football. He had the same build as me, same type of player. He was shifty, quick and did a lot of things just like me."

# RB DARREN SPROLES 43



## 2016 GAME-BY-GAME STATISTICS

Date	Opp	GP/S	RUSHING						RECEIVING					SNAPS			PUNT RETURNS					KICK RETURNS					
			Att	Yds	Avg	Lg	TD	No	Yds	Avg	Lg	TD	TYS	No	Pct	No	FC	Yds	Avg	Lg	TD	No	Yds	Avg	Lg	TD	
Sep 11	Cle	W	1/1	5	12	2.4	6	0	2	24	12.0	15	0	36	38	49%	4	1	59	14.8	40	0	1	19	19.0	19	0
Sep 19	at Chi	W	1/1	12	40	3.3	14	0	2	8	4.0	6	0	48	41	57%	0	3	--	--	--	0	0	--	--	--	0
Sep 25	Pit	W	1/0	2	-1	-0.5	0	0	6	128	21.3	73t	1	127	24	48%	2	0	16	8.0	14	0	0	--	--	--	0
Oct 9	at Det	L	1/0	5	45	9.0	15	0	4	23	5.8	11	0	68	34	56%	1	0	6	6.0	6	0	0	--	--	--	0
Oct 16	at Was	L	1/0	4	20	5.0	11	0	1	4	4.0	4	0	24	23	44%	3	0	31	10.3	14	0	0	--	--	--	0
Oct 23	Min	W	1/0	3	26	8.7	17	0	2	23	11.5	19	0	49	26	45%	0	1	--	--	--	0	0	--	--	--	0
Oct 30	at Dal	L	1/0	15	86	5.7	19	0	5	17	3.4	12	0	103	63	81%	2	1	9	4.5	9	0	0	--	--	--	0
Nov 6	at NYG	L	1/1	13	57	4.4	17	0	3	14	4.7	6	0	71	60	80%	2	1	76	38.0	66	0	0	--	--	--	0
Nov 13	Atl	W	1/0	2	19	9.5	11	0	8	57	7.1	12	0	76	31	39%	0	3	--	--	--	0	0	--	--	--	0
Nov 20	at Sea	L	1/1	2	15	7.5	8	0	1	6	6.0	6	0	21	10	13%	1	1	15	15.0	15	0	0	--	--	--	0
Nov 28	GB	L	1/0	3	6	2.0	3	0	5	48	9.6	17	0	54	31	53%	0	0	--	--	--	0	0	--	--	--	0
Dec 4	at Cin	L	1/0	7	14	2.0	5	1	6	35	5.8	8	0	49	44	55%	1	0	7	7.0	7	0	0	--	--	--	0
Dec 11	Was	L	1/0	5	27	5.4	8	0	2	13	6.5	9	1	40	30	38%	1	0	5	5.0	5	0	0	--	--	--	0
Dec 18	at Bal	L	0/0	INACTIVE (CONCUSSION)																							
Dec 22	NYG	W	1/0	7	40	5.7	25t	1	2	23	11.5	17	0	63	27	48%	0	1	--	--	--	0	0	--	--	--	0
Jan 1	Dal	W	1/1	9	32	3.6	11	0	3	4	1.3	11	0	36	29	38%	0	1	--	--	--	0	0	--	--	--	0
<b>Totals</b>			<b>15/5</b>	<b>94</b>	<b>438</b>	<b>4.7</b>	<b>25t</b>	<b>2</b>	<b>52</b>	<b>427</b>	<b>8.2</b>	<b>73t</b>	<b>2</b>	<b>865</b>	<b>511</b>	<b>45%</b>	<b>17</b>	<b>13</b>	<b>224</b>	<b>13.2</b>	<b>66</b>	<b>0</b>	<b>1</b>	<b>19</b>	<b>19.0</b>	<b>19</b>	<b>0</b>



## CAREER HIGHLIGHTS

- Is the only player in NFL history to produce 30+ receiving TDs (30), 20+ rushing TDs (22), 1+ kickoff return TD (2) and 1+ punt return TD (7).
- Only eight players in NFL history have 30+ receiving TDs and 20+ rushing TDs: Sproles (2005-present), **Brian Westbrook** (2001-10), **Marshall Faulk** (1994-2005), **Keith Byars** (1986-98), **James Brooks** (1981-92), **John David Crow** (1958-68), **Lenny Moore** (1956-67) and **Frank Gifford** (1952-64)
- Is one of just two players in NFL history with 500+ receptions (525), 500+ rush attempts (671) and 500+ kickoff and punt returns (620), joining **Eric Metcalf** (541 receptions, 630 rush attempts, 631 kickoff and punt returns from 1989-2002)

### CAREER HIGHS

<b>Rush Attempts</b>	25	12/16/07 vs. Det.
<b>Rushing Yards</b>	122	12/16/07 vs. Det.
<b>Rushing Long</b>	49t	9/7/14 vs. Jax.
<b>Rushing TDs</b>	2	2x, last: 1/7/12 vs. Det. (NFC WC)
<b>Receptions</b>	15	1/14/12 at SF (NFC Div.)
<b>Receiving Yards</b>	152	9/15/14 at Ind.
<b>Receiving Long</b>	81t	9/20/09 vs. Bal.
<b>Receiving TDs</b>	2	12/4/08 vs. Oak.
<b>Kick Returns</b>	8	10/26/08 at NO
<b>Kick Return Yards</b>	201	10/26/08 at NO
<b>Kick Return Long</b>	103t	9/14/08 at Den.
<b>Punt Returns</b>	7	11/15/15 vs. Mia.
<b>Punt Return Yards</b>	115	12/6/15 at NE
<b>Punt Return Long</b>	89t	9/27/15 at NYJ

### 100+ YARD RUSHING GAMES (3)

Date	Opponent	Yards	Att	TDs
12/16/07	vs. Detroit Lions (W, 51-14)	122	25	2
12/28/08	vs. Denver Broncos (W, 52-21)	115	14	1
1/3/09	vs. Indianapolis (AFC WC) (W, 23-17)	105	22	2

### 100+ YARD RECEIVING GAMES (7)

Date	Opponent	Yards	Rec	TDs
9/15/14	at Indianapolis Colts (W, 30-27)	152	7	0
9/25/16	vs. Pittsburgh Steelers (W, 34-3)	128	6	1
9/16/12	at Carolina Panthers (L, 27-35)	128	13	0
9/20/09	vs. Baltimore Ravens (L, 26-31)	124	7	1
1/14/12	at San Francisco (NFC Div.) (L, 32-36)	118	15	1
9/30/13	vs. Miami Dolphins (W, 38-17)	114	7	1
12/23/12	at Dallas Cowboys (W, 34-31)	104	7	0



# RB DARREN SPROLES 43



## 2015 GAME-BY-GAME STATISTICS

Date	Opp	GP/S	RUSHING						RECEIVING					SNAPS			PUNT RETURNS					KICK RETURNS							
			Att	Yds	Avg	Lg	TD	No	Yds	Avg	Lg	TD	TYS	No	Pct	No	FC	Yds	Avg	Lg	TD	No	Yds	Avg	Lg	TD			
Sep 14	at Atl	L	1/0	5	50	10.0	27	0	7	76	10.9	24	0	126	25	34%	3	0	25	8.3	15	0	0	0	0	0	---	--	0
Sep 20	Dal	L	1/0	1	-4	-4.0	-4	0	4	23	5.8	11	0	19	16	26%	2	2	20	10.0	15	0	0	0	0	0	---	--	0
Sep 27	at NYJ	W	1/1	11	17	1.5	12	1	4	19	4.8	9	0	36	33	45%	3	2	89	29.7	89t	1	0	0	0	---	--	0	
Oct 4	at Was	L	1/1	4	17	4.3	11	0	0	0	--	--	0	17	22	39%	1	2	45	45.0	45	0	0	0	0	---	--	0	
Oct 11	NO	W	1/0	5	27	5.4	14	0	1	10	10.0	10	0	37	25	30%	0	1	0	---	--	0	0	0	0	---	--	0	
Oct 19	NYG	W	1/1	2	4	2.0	4	0	1	3	3.0	3	0	7	24	31%	4	1	25	6.3	13	0	0	0	0	---	--	0	
Oct 25	at Car	L	1/0	3	9	3.0	6	0	5	31	6.2	9	0	40	28	34%	1	2	2	2.0	2	0	0	0	0	---	--	0	
Nov 8	at Dal	W	1/0	5	23	4.6	8	0	2	3	1.5	7	0	26	22	30%	0	3	0	---	--	0	0	0	0	---	--	0	
Nov 15	Mia	L	1/0	3	0	0.0	2	0	5	34	6.8	10	0	34	17	18%	7	0	57	8.1	16	0	1	20	20.0	20	0		
Nov 22	TB	L	1/0	6	21	3.5	7	0	3	38	12.7	35t	1	59	29	41%	2	0	6	3.0	7	0	0	0	0	---	--	0	
Nov 26	at Det	L	1/0	2	4	2.0	5	0	4	21	5.3	16	0	25	19	32%	2	2	3	1.5	5	0	0	0	0	---	--	0	
Dec 6	at NE	W	1/1	15	66	4.4	13	0	4	34	8.5	16	0	100	35	57%	5	0	115	23.0	83t	1	0	0	0	---	--	0	
Dec 13	Buf	W	1/0	7	41	5.9	15	1	2	4	2.0	3	0	44	27	35%	4	1	47	11.8	28	0	0	0	0	---	--	0	
Dec 20	Ari	L	1/0	6	9	1.5	3	0	3	16	5.3	6	0	25	30	47%	2	1	12	6.0	6	0	0	0	0	---	--	0	
Dec 26	Was	L	1/0	5	9	1.8	8	0	7	56	8.0	14	0	65	31	38%	2	1	0	0.0	0	0	0	0	0	---	--	0	
Jan 3	at NYG	W	1/0	3	24	8.0	13	1	3	20	6.7	14	0	44	11	17%	0	0	0	---	--	0	0	0	0	---	--	0	
<b>Totals</b>			<b>16/4</b>	<b>83</b>	<b>317</b>	<b>3.8</b>	<b>27</b>	<b>3</b>	<b>55</b>	<b>388</b>	<b>7.1</b>	<b>35t</b>	<b>1</b>	<b>705</b>	<b>394</b>	<b>34%</b>	<b>38</b>	<b>18</b>	<b>446</b>	<b>11.7</b>	<b>89t</b>	<b>2</b>	<b>1</b>	<b>20</b>	<b>20.0</b>	<b>20</b>	<b>0</b>		

## CAREER HIGHLIGHTS (Continued)

- Leads all active NFL players and ranks 8th all-time with 19,011 all-purpose yards, trailing only **Jerry Rice** (23,546, 1985-2004), **Brian Mitchell** (23,330, 1990-2003), **Walter Payton** (21,803, 1975-87), **Emmitt Smith** (21,564, 1990-2004), **Tim Brown** (19,682, 1988-2004), **Marshall Faulk** (19,190, 1994-2005) and **Steve Smith Sr.** (19,180, 2001-16)
- Is one of only seven players in NFL history to record 1,000+ all-purpose yards in 11+ straight seasons, joining **Emmitt Smith** (13, 1990-2002), **Frank Gore** (11, 2006-16), **Marshall Faulk** (11, 1994-2004), **Brian Mitchell** (11, 1993-2003), **Tim Brown** (11, 1992-2002) and **Jerry Rice** (11, 1986-96)
- Ranks 7th in NFL history with 11,132 combined kick and punt return yards, trailing only **Brian Mitchell** (19,013, 1990-2003), **Allen Rossum** (15,003, 1998-2009), **Josh Cribbs** (13,488, 2005-14), **Mel Gray** (13,003, 1986-97), **Glyn Milburn** (12,772, 1993-2001) and **Dante Hall** (12,397, 2000-08)
- Boasts 9 career return TDs (7 punts, 2 kickoffs), which is tied for the 6th-most in NFL history, behind **Devin Hester** (19, 2006-present), **Brian Mitchell** (13, 1990-2003), **Dante Hall** (12, 2000-08), **Eric Metcalf** (12, 1989-2002) and **Josh Cribbs** (11, 2005-14). His 7 punt return TDs are tied for 7th in NFL history, trailing only Hester (14), Metcalf (10), Mitchell (9), **Jack Christiansen** (8, 1951-58), **Desmond Howard** (8, 1992-2002) and **Rick Upchurch** (8, 1975-83)
- Is tied with **DeSean Jackson** (2008-13) for the most punt return TDs (4) in Eagles history. Is the only player in team history to register multiple seasons with 2+ punt return TDs
- Since 2007, leads all NFL RBs in receptions (522), receiving yards (4,573) and receiving TDs (30)
- Has registered 300+ receiving yards in nine consecutive seasons (2008-16), the longest streak by an NFL RB since **Tiki Barber** (1998-2006)

## MULTI-TOUCHDOWN GAMES (14)

Date	Opponent	Rush	Rec	Ret	Total
12/25/09	at Ten. (W, 42-17)	2	1	0	3
9/27/15	at NYJ (W, 24-17)	1	0	1	2
11/10/14	vs. Car. (W, 45-21)	1	0	1	2
11/10/13	vs. Dal. (W, 49-17)	1	1	0	2
9/30/13	vs. Mia. (W, 38-17)	1	1	0	2
12/9/12	at NYG (L, 27-52)	1	1	0	2
1/7/12	vs. Det. (NFC WC) (W, 45-28)	2	0	0	2
10/23/11	vs. Ind. (W, 62-7)	1	1	0	2
1/3/09	vs. Ind. (AFC WC) (W, 23-17)	2	0	0	2
12/28/08	vs. Den. (W, 52-21)	1	1	0	2
12/4/08	vs. Oak. (W, 34-7)	0	2	0	2
9/14/08	at Den. (L, 38-39)	0	1	1	2
12/16/07	vs. Det. (W, 51-14)	2	0	0	2
11/11/07	vs. Ind. (W, 23-21)	0	0	2	2

## RETURN TOUCHDOWNS (9)

Date	Opponent	Yards	Return
9/14/08	at Denver Broncos (L, 23-34)	103	KR
9/27/15	at New York Jets (W, 24-17)	89	PR
11/11/07	vs. Indianapolis Colts (W, 23-21)	89	KR
12/6/15	at New England Patriots (W, 35-28)	83	PR
9/28/14	at San Francisco 49ers (L, 21-26)	82	PR
10/19/09	vs. Denver Broncos (L, 38-39)	77	PR
9/8/11	at Green Bay Packers (L, 34-42)	72	PR
11/10/14	vs. Carolina Panthers (W, 45-21)	65	PR
11/11/07	vs. Indianapolis Colts (W, 23-21)	45	PR

# RB DARREN SPROLES 43



## 2014 GAME-BY-GAME STATISTICS

Date	Opp	GP/S	RUSHING						RECEIVING					SNAPS			PUNT RETURNS					KICK RETURNS					
			Att	Yds	Avg	Lg	TD	No	Yds	Avg	Lg	TD	TYS	No	Pct	No	FC	Yds	Avg	Lg	TD	No	Yds	Avg	Lg	TD	
Sep 7	Jax	W	1/0	11	71	6.5	49t	1	4	14	3.5	8	0	85	33	38%	4	2	62	15.5	22	0	0	0	0.0	0	0
Sep 15	at Ind	W	1/0	4	26	6.5	19t	1	7	152	21.7	57	0	178	25	37%	4	0	25	6.3	8	0	0	0	0.0	0	0
Sep 21	Was	W	1/0	2	20	10.0	18	0	3	30	10.0	22	0	50	21	29%	2	0	27	13.5	18	0	0	0	0.0	0	0
Sep 28	at SF	L	1/0	1	4	4.0	4	0	2	2	1.0	6	0	6	16	27%	3	1	86	28.7	82t	1	0	0	0.0	0	0
Oct 5	StL	W	1/0	7	51	7.3	25	0	0	0	0.0	0	0	51	20	27%	1	0	23	23.0	23	0	1	15	15.0	15	0
Oct 12	NYG	W	1/0	7	39	5.6	15t	1	0	0	0.0	0	0	39	24	33%	4	2	57	14.3	43	0	0	0	0.0	0	0
Oct 26	at Ari	L	0/0	INACTIVE (KNEE)																							
Nov 2	at Hou	W	1/0	3	17	5.7	7	0	4	46	11.5	24	0	63	19	23%	2	3	27	13.5	18	0	0	0	0.0	0	0
Nov 10	Car	W	1/0	1	8	8.0	8t	1	1	13	13.0	13	0	21	9	15%	3	2	85	28.3	65t	1	0	0	0.0	0	0
Nov 16	at GB	L	1/0	2	21	10.5	13	0	2	23	11.5	16	0	44	28	36%	1	0	6	6.0	6	0	0	0	0.0	0	0
Nov 23	Ten	W	1/0	6	25	4.2	13	1	3	14	4.7	10	0	39	23	26%	6	0	50	8.3	13	0	0	0	0.0	0	0
Nov 27	at Dal	W	1/0	1	13	13.0	13	0	3	19	6.3	9	0	32	18	23%	3	2	32	10.7	12	0	0	0	0.0	0	0
Dec 7	Sea	L	1/0	4	0	0.0	6	0	0	0	0.0	0	0	0	13	28%	1	0	0	0.0	0	0	0	0	0.0	0	0
Dec 14	Dal	L	1/0	3	5	1.7	3	1	2	8	4.0	11	0	13	19	35%	1	2	1	1.0	1	0	0	0	0.0	0	0
Dec 20	at Was	L	1/0	4	24	6.0	12	0	6	43	7.2	18	0	67	46	51%	2	0	10	5.0	6	0	0	0	0.0	0	0
Dec 28	at NYG	W	1/0	1	5	5.0	5	0	3	23	7.7	10	0	28	23	32%	2	2	15	7.5	13	0	0	0	0.0	0	0
<b>Totals</b>			<b>15/0</b>	<b>57</b>	<b>329</b>	<b>5.8</b>	<b>49t</b>	<b>6</b>	<b>40</b>	<b>387</b>	<b>9.7</b>	<b>57</b>	<b>0</b>	<b>716</b>	<b>337</b>	<b>29%</b>	<b>39</b>	<b>16</b>	<b>506</b>	<b>13.0</b>	<b>82t</b>	<b>2</b>	<b>1</b>	<b>15</b>	<b>15.0</b>	<b>15</b>	<b>0</b>



## CAREER HIGHLIGHTS (Continued)

- Is tied for the 10th-most receiving TDs (30) by a running back in NFL history, trailing only **Lenny Moore** (48, 1956-67), **Joe Morrison** (47, 1959-72), **Billy Cannon** (47, 1960-70), **Frank Gifford** (43, 1952-64), **Blood McNally** (37, 1925-38), **Marshall Faulk** (36, 1994-2005), **John David Crow** (35, 1958-68), **Ray Mathews** (34, 1951-60) and **Keith Byars** (31, 1986-98)
- Is one of just four players in NFL history to record a rushing TD and punt return TD in the same game multiple times, joining **Gale Sayers** (12/3/67 & 12/12/65), **Curly Oden** (1926) and **Ockie Anderson** (1921)

### 2016 - PHILADELPHIA EAGLES (15/5)

- Led the Eagles in all-purpose yards (1,108) and scrimmage yards (865) in 2016 and was selected to the **Pro Bowl** for the third consecutive season. Paced all team RBs in receptions (52), receiving yards (427), receiving TDs (2) and rushing average (4.7) (min. 50 attempts)
- Ranked 3rd in the NFL in punt return average (13.2) in 2016, trailing only **Tyreek Hill** (15.2) and **Marcus Sherels** (13.9) (min. 15 returns)
- Caught a 73-yard TD in the 34-3 win vs. Pit. (9/25/16), marking the 2nd-longest receiving TD of his career and the longest by an Eagles RB since **Herschel Walker** on 9/4/94 at NYG (93 yards)

### 2015 - PHILADELPHIA EAGLES (16/4)

- Garnered **Pro Bowl** honors as a return specialist for the second consecutive season after leading the NFL in punt return yards (446) and punt return TDs (2) and ranking 2nd in punt return average (11.7)

# RB DARREN SPROLES 43



## 2013 GAME-BY-GAME STATISTICS (NEW ORLEANS)

Date	Opp	GP/S	RUSHING						RECEIVING					SNAPS			PUNT RETURNS						KICK RETURNS				
			Att	Yds	Avg	Lg	TD	No	Yds	Avg	Lg	TD	TYS	No	Pct	No	FC	Yds	Avg	Lg	TD	No	Yds	Avg	Lg	TD	
Sep 8	Atl	W	1/0	8	22	2.8	5	0	6	88	14.7	32	0	110	31	45%	4	0	7	1.8	5	0	1	23	23.0	23	0
Sep 15	at TB	W	1/1	7	26	3.7	6	0	6	36	6.0	8	0	62	35	48%	1	2	-2	-2.0	-2	0	1	23	23.0	23	0
Sep 22	Ari	W	1/1	3	17	5.7	15	0	4	39	9.8	13	0	56	33	44%	3	2	53	17.7	28	0	0	0	0.0	0	0
Sep 30	Mia	W	1/0	4	28	7.0	18	1	7	114	16.3	48	1	142	31	46%	3	0	44	14.7	18	0	2	36	18.0	24	0
Oct 6	at Chi	W	1/0	3	10	3.3	5	0	3	31	10.3	19	0	41	15	23%	1	1	2	2.0	2	0	2	38	19.0	19	0
Oct 13	at NE	L	1/1	5	15	3.0	6	0	6	58	9.7	19	0	73	28	43%	3	1	20	6.7	9	0	2	41	20.5	21	0
Oct 27	Buf	W	1/0	0	0	0.0	0	0	4	0	0.0	7	0	0	16	23%	1	2	0	0.0	0	0	2	51	25.5	32	0
Nov 3	at NYJ	L	1/1	0	0	0.0	0	0	1	2	2.0	2	0	2	2	3%	0	0	0	0.0	0	0	0	0	0.0	0	0
Nov 10	Dal	W	1/0	5	12	2.4	5	1	7	76	10.9	28	1	88	29	35%	4	3	18	4.5	12	0	0	0	0.0	0	0
Nov 17	SF	W	1/0	3	16	5.3	7	0	4	19	4.8	8	0	35	21	30%	1	3	5	5.0	5	0	0	0	0.0	0	0
Nov 21	at Atl	W	0/0	INACTIVE (ANKLE)																							
Dec 2	at Sea	L	1/0	3	11	3.7	7	0	7	32	4.6	10	0	43	19	32%	1	0	0	0.0	0	0	0	0	0.0	0	0
Dec 8	Car	W	1/0	1	38	38.0	38	0	3	23	7.7	20	0	61	15	23%	2	1	17	8.5	17	0	0	0	0.0	0	0
Dec 15	at StL	L	1/0	7	24	3.4	11	0	8	38	4.8	13	0	62	43	50%	0	2	0	0.0	0	0	0	0	0.0	0	0
Dec 22	at Car	L	1/0	1	2	2.0	2	0	3	18	6.0	8	0	20	24	30%	4	1	30	7.5	11	0	1	21	21.0	21	0
Dec 29	TB	W	1/0	3	-1	-0.3	5	0	2	30	15.0	24	0	29	15	24%	1	3	0	0.0	0	0	1	22	22.0	22	0
<b>Totals</b>			<b>15/4</b>	<b>53</b>	<b>220</b>	<b>4.2</b>	<b>38</b>	<b>2</b>	<b>71</b>	<b>604</b>	<b>8.5</b>	<b>48</b>	<b>2</b>	<b>824</b>	<b>357</b>	<b>32%</b>	<b>29</b>	<b>21</b>	<b>194</b>	<b>6.7</b>	<b>28</b>	<b>0</b>	<b>12</b>	<b>255</b>	<b>21.3</b>	<b>32</b>	<b>0</b>
<b>PLAYOFFS</b>																											
Jan 4	at Phi	W	1/0	4	29	7.3	13	0	4	31	7.8	9	0	60	29	40%	3	0	31	10.3	14	0	4	98	24.5	39	0
Jan 11	at Sea	L	1/0	3	2	0.7	1	0	5	32	6.4	14	0	34	33	43%	0	2	0	0.0	0	0	2	43	21.5	25	0
<b>Totals</b>			<b>2/0</b>	<b>7</b>	<b>31</b>	<b>4.4</b>	<b>13</b>	<b>0</b>	<b>9</b>	<b>63</b>	<b>7.0</b>	<b>14</b>	<b>0</b>	<b>94</b>	<b>62</b>	<b>42%</b>	<b>3</b>	<b>2</b>	<b>31</b>	<b>10.3</b>	<b>14</b>	<b>0</b>	<b>6</b>	<b>141</b>	<b>23.5</b>	<b>39</b>	<b>0</b>

## CAREER HIGHLIGHTS (Continued)

- Named **NFC Special Teams Player of the Week** after posting an 89-yard punt return TD at NYJ (9/27/15). His 89-yard punt return TD was the 2nd-longest in team history, trailing only **Damaris Johnson** (98 yards on 12/2/12 at Dal.)

### 2014 - PHILADELPHIA EAGLES (15/0)

- Earned second-team **Associated Press All-Pro** honors and was selected to his first career **Pro Bowl** in 2014 after leading the NFL in punt return average (13.0) and punt return yards (506) and tying for the league lead in punt return TDs (2)
- Selected as **NFC Special Teams Player of the Week** after scoring via rush (8 yards) and punt return (65 yards) in the same game vs. Car. (11/10/14)
- Named **NFC Special Teams Player of the Week** after posting a career-long 82-yard punt return TD at SF (9/28/14)
- Received **NFC Offensive Player of the Week** accolades after setting career highs in receiving yards (152) and scrimmage yards (178) at Ind. (9/15/14). Also notched 2 receptions of 50+ yards and a 19-yard rushing TD
- Totaled 147 all-purpose yards in his Eagles debut vs. Jax. (9/7/14), including a career-long 49-yard rushing TD

### 2012 - NEW ORLEANS SAINTS (13/6)

- With the Saints in 2012, led all NFL RBs in receptions (75), receiving yards (667) and receiving TDs (7)



# RB DARREN SPROLES 43



## 2012 GAME-BY-GAME STATISTICS (NEW ORLEANS)

Date	Opp	GP/S	RUSHING						RECEIVING					SNAPS			PUNT RETURNS					KICK RETURNS					
			Att	Yds	Avg	Lg	TD	No	Yds	Avg	Lg	TD	TYS	No	Pct	No	FC	Yds	Avg	Lg	TD	No	Yds	Avg	Lg	TD	
Sep 9	Was	L	1/1	0	0	0.0	0	0	5	35	7.0	17	1	35	48	67%	2	0	14	7.0	9	0	3	103	34.3	48	0
Sep 16	at Car	L	1/0	0	0	0.0	0	0	13	128	9.8	25	0	128	36	46%	2	1	30	15.0	16	0	2	52	26.0	38	0
Sep 23	KC	L	1/0	7	62	8.9	47	0	0	0	0.0	0	0	62	25	42%	1	1	2	2.0	2	0	4	107	26.8	38	0
Sep 30	at GB	L	1/1	5	20	4.0	9	0	5	44	8.8	20	1	64	41	53%	1	0	4	4.0	4	0	3	91	30.3	35	0
Oct 7	SD	W	1/1	5	9	1.8	5	0	5	28	5.6	14	0	37	34	48%	2	2	2	1.0	2	0	2	49	24.5	25	0
Oct 21	at TB	W	1/1	5	27	5.4	12	0	4	32	8.0	9t	1	59	27	42%	1	1	15	15.0	15	0	0	0	0.0	0	0
Oct 28	at Den	L	1/1	4	-1	-0.3	5	0	7	56	8.0	29t	1	55	34	56%	1	2	-1	-1.0	-1	0	0	0	0.0	0	0
Nov 5	Phi	W	0/0	INACTIVE (HAND)																							
Nov 11	Atl	W	0/0	INACTIVE (HAND)																							
Nov 18	at Oak	W	0/0	INACTIVE (HAND)																							
Nov 25	SF	L	1/0	0	0	0.0	0	0	7	65	9.3	35	0	65	29	41%	1	2	3	3.0	3	0	0	0	0.0	0	0
Nov 29	at Atl	L	1/0	0	0	0.0	0	0	5	47	9.4	14	0	47	35	45%	4	1	62	15.5	21	0	0	0	0.0	0	0
Dec 9	at NYG	L	1/0	5	56	11.2	34	1	4	28	7.0	10	1	84	30	42%	2	1	5	2.5	5	0	0	0	0.0	0	0
Dec 16	TB	W	1/0	5	22	4.4	15	0	5	21	4.2	7	1	43	28	40%	3	1	38	12.7	37	0	0	0	0.0	0	0
Dec 23	at Dal	W	1/1	9	48	5.3	17	0	7	104	14.9	44	0	152	37	39%	2	2	10	5.0	8	0	1	15	15.0	15	0
Dec 30	Car	L	1/0	3	1	0.3	5	0	8	79	9.9	33t	1	80	40	62%	1	0	-1	-1.0	-1	0	3	66	22.0	27	0
<b>Totals</b>			<b>13/6</b>	<b>48</b>	<b>244</b>	<b>5.1</b>	<b>47</b>	<b>1</b>	<b>75</b>	<b>667</b>	<b>8.9</b>	<b>44</b>	<b>7</b>	<b>911</b>	<b>444</b>	<b>40%</b>	<b>23</b>	<b>14</b>	<b>183</b>	<b>8.0</b>	<b>37</b>	<b>0</b>	<b>18</b>	<b>483</b>	<b>26.8</b>	<b>48</b>	<b>0</b>

## CAREER HIGHLIGHTS (Continued)

### 2011 - NEW ORLEANS SAINTS (16/4, Playoffs: 2/2)

- Set an NFL postseason record with 15 catches for 118 yards in the NFC Divisional game at SF (1/14/12)
- Produced an NFL-record 2,696 all-purpose yards in 2011 (1,383 returning, 710 receiving, 603 rushing)

### 2009 - SAN DIEGO CHARGERS (16/2, Playoffs: 1/0)

- Totaled 278 all-purpose yards for the Chargers vs. Bal. (9/20/09), including a career-long 81-yard TD reception

### 2008 - SAN DIEGO CHARGERS (16/0, Playoffs: 2/1)

- Posted 328 all-purpose yards in the AFC Wild Card playoff game vs. Ind. (1/3/09). His 328 all-purpose yards were the 3rd-most ever recorded in an NFL playoff game, trailing only **Ed Podolak** (350 on 12/25/71 vs. Mia.) and **Keith Lincoln** (329 on 1/5/64 vs. Bos.)
- Garnered **AFC Special Teams Player of the Month** honors for September 2008. Recorded a 67-yard kickoff return TD at Oak. (9/28/08) and a 103-yard kickoff return TD at Den. (9/14/08) during the month

### 2007 - SAN DIEGO CHARGERS (15/0, Playoffs: 3/0)

- Named **AFC Special Teams Player of the Week** after becoming the 9th player in NFL history to score a kickoff return TD and a punt return TD in the same game vs. Ind. (11/11/07). Became the 2nd player in NFL history to do so in the same quarter (first quarter), joining **Al Frazier** on 12/3/61 vs. Bos. (fourth quarter)

## COLLEGE HIGHLIGHTS

- Set 23 school records at Kansas State, gaining 4,979 rushing yards with 80 TDs, 609 receiving yards with 2 TDs, 846 kickoff return yards and 378 punt return yards with 1 TD
- Led the nation and set the school record with 1,986 rushing yards and 2,735 all-purpose yards as a junior in 2003. Was a unanimous all-conference selection and finished 5th in the Heisman Trophy voting

## TRANSACTIONS

### 2005

Drafted by SD in 4th round (130th overall)  
Signed 4-year contract

### 8/31/06

Placed on Injured Reserve (ankle)

### 4/28/09

Signed by SD to 1-year contract

### 3/4/10

Signed by SD to 1-year contract

### 7/29/11

Signed by NO to 4-year contract

### 3/13/14

Traded from NO to PHI for 2014 5th-round draft choice

### 3/14/14

Signed by PHI to 2-year contract extension through 2016

### 7/29/16

Signed by PHI to 1-year contract extension through 2017

# RB DARREN SPROLES 43



## 2011 GAME-BY-GAME STATISTICS (NEW ORLEANS)

			RUSHING						RECEIVING					SNAPS		PUNT RETURNS					KICK RETURNS						
Date	Opp	GP/S	Att	Yds	Avg	Lg	TD	No	Yds	Avg	Lg	TD	TYS	No	Pct	No	FC	Yds	Avg	Lg	TD	No	Yds	Avg	Lg	TD	
Sep 8	at GB	L	1/0	2	7	3.5	7	0	7	75	10.7	36	0	82	N/A	N/A	2	0	92	46.0	72t	1	2	76	38.0	57	0
Sep 18	Chi	W	1/0	4	17	4.3	7	0	8	43	5.4	12t	1	60	N/A	N/A	2	5	1	0.5	1	0	1	24	24.0	24	0
Sep 25	Hou	W	1/1	2	35	17.5	30t	1	6	50	8.3	15	0	85	N/A	N/A	1	0	5	5.0	5	0	4	103	25.8	33	0
Oct 2	at Jax	W	1/1	7	75	10.7	34	0	5	56	11.2	14	0	131	N/A	N/A	1	0	9	9.0	9	0	2	48	24.0	27	0
Oct 9	at Car	W	1/0	11	51	4.6	23	0	5	40	8.0	12	0	91	N/A	N/A	1	2	-3	-3.0	-3	0	0	0	0.0	0	0
Oct 16	at TB	L	1/0	1	16	16.0	16	0	8	46	5.8	9	0	62	N/A	N/A	1	0	-10	-10.0	-10	0	3	69	23.0	24	0
Oct 23	Ind	W	1/1	12	88	7.3	16t	1	6	19	3.2	9	1	107	N/A	N/A	4	1	27	6.8	16	0	2	56	28.0	29	0
Oct 30	at StL	L	1/0	6	16	2.7	6	0	6	60	10.0	21	0	76	N/A	N/A	3	2	19	6.3	15	0	5	121	24.2	36	0
Nov 6	TB	W	1/0	4	42	10.5	35	0	5	57	11.4	21t	1	99	N/A	N/A	1	1	15	15.0	15	0	2	54	27.0	30	0
Nov 13	at Atl	W	1/1	2	1	0.5	1	0	4	2	0.5	5	0	3	N/A	N/A	2	2	18	9.0	18	0	3	84	28.0	39	0
Nov 28	NYG	W	1/0	8	54	6.8	23	0	2	28	14.0	22	0	82	N/A	N/A	0	1	0	0.0	0	0	2	62	31.0	36	0
Dec 4	Det	W	1/0	4	28	7.0	20	0	5	46	9.2	22	1	74	N/A	N/A	2	1	13	6.5	12	0	3	74	24.7	27	0
Dec 11	at Ten	W	1/0	5	33	6.6	14	0	7	58	8.3	20	0	91	N/A	N/A	3	1	18	6.0	15	0	2	42	21.0	23	0
Dec 18	at Min	W	1/0	8	33	4.1	14	0	5	79	15.8	39	1	112	N/A	N/A	3	2	45	15.0	24	0	3	75	25.0	26	0
Dec 26	Atl	W	1/0	5	67	13.4	36	0	2	22	11.0	13	1	89	N/A	N/A	0	1	0	0.0	0	0	4	147	36.8	92	0
Jan 1	Car	W	1/0	6	40	6.7	11	0	5	29	5.8	16	1	69	N/A	N/A	3	0	45	15.0	24	0	2	54	27.0	28	0
<b>Totals</b>			<b>16/4</b>	<b>87</b>	<b>603</b>	<b>6.9</b>	<b>36</b>	<b>2</b>	<b>86</b>	<b>710</b>	<b>8.3</b>	<b>39</b>	<b>7</b>	<b>1313</b>	<b>N/A</b>	<b>N/A</b>	<b>29</b>	<b>19</b>	<b>294</b>	<b>10.1</b>	<b>72t</b>	<b>1</b>	<b>40</b>	<b>1089</b>	<b>27.2</b>	<b>92</b>	<b>0</b>
<b>PLAYOFFS</b>																											
Jan 7	Det	W	1/1	10	51	5.1	17t	2	4	34	8.5	12	0	85	N/A	N/A	2	1	4	2.0	4	0	2	54	27.0	28	0
Jan 14	at SF	L	1/1	3	3	1.0	2	0	15	118	7.9	44t	1	121	N/A	N/A	3	1	29	9.7	13	0	2	38	19.0	22	0
<b>Totals</b>			<b>2/2</b>	<b>13</b>	<b>54</b>	<b>4.2</b>	<b>17t</b>	<b>2</b>	<b>19</b>	<b>152</b>	<b>8.0</b>	<b>44t</b>	<b>1</b>	<b>206</b>	<b>N/A</b>	<b>N/A</b>	<b>5</b>	<b>2</b>	<b>33</b>	<b>6.6</b>	<b>13</b>	<b>0</b>	<b>4</b>	<b>92</b>	<b>23.0</b>	<b>28</b>	<b>0</b>

## 2010 GAME-BY-GAME STATISTICS (SAN DIEGO)

			RUSHING						RECEIVING					SNAPS		PUNT RETURNS					KICK RETURNS						
Date	Opp	GP/S	Att	Yds	Avg	Lg	TD	No	Yds	Avg	Lg	TD	TYS	No	Pct	No	FC	Yds	Avg	Lg	TD	No	Yds	Avg	Lg	TD	
Sep 13	at KC	L	1/0	4	0	0.0	2	0	2	2	1.0	4	0	2	N/A	N/A	5	3	33	6.6	13	0	2	32	16.0	19	0
Sep 19	Jax	W	1/0	5	37	7.4	34	0	4	63	15.8	43	0	100	N/A	N/A	0	0	0	0.0	0	0	3	56	18.7	26	0
Sep 26	at Sea	L	1/1	1	16	16.0	16	0	1	10	10.0	10	0	26	N/A	N/A	0	0	0	0.0	0	0	4	101	25.3	33	0
Oct 3	Ari	W	1/0	6	17	2.8	8	0	0	0	0.0	0	0	17	N/A	N/A	3	1	19	6.3	13	0	2	51	25.5	30	0
Oct 10	at Oak	L	1/0	2	1	0.5	2	0	3	32	10.7	23	0	33	N/A	N/A	2	1	20	10.0	11	0	4	93	23.3	32	0
Oct 17	at StL	L	1/0	1	9	9.0	9	0	5	48	9.6	11	0	57	N/A	N/A	2	1	13	6.5	9	0	5	115	23.0	31	0
Oct 24	NE	L	1/0	2	7	3.5	6	0	9	70	7.8	14	0	77	N/A	N/A	1	2	12	12.0	12	0	5	136	27.2	39	0
Oct 31	Ten	W	1/0	4	41	10.3	32	0	4	36	9.0	17	1	77	N/A	N/A	2	1	14	7.0	11	0	4	100	25.0	27	0
Nov 7	at Hou	W	1/0	1	3	3.0	3	0	1	6	6.0	6	0	9	N/A	N/A	1	0	0	0.0	0	0	4	114	28.5	34	0
Nov 22	Den	W	1/1	5	14	2.8	6	0	5	60	12.0	57t	1	74	N/A	N/A	5	1	36	7.2	12	0	2	50	25.0	25	0
Nov 28	at Ind	W	1/1	4	17	4.3	11	0	4	24	6.0	8	0	41	N/A	N/A	2	1	19	9.5	16	0	3	89	29.7	31	0
Dec 5	Oak	L	1/0	0	0	0.0	0	0	1	7	7.0	7	0	7	N/A	N/A	1	0	0	0.0	0	0	2	50	25.0	31	0
Dec 12	KC	W	1/0	6	53	8.8	19	0	5	51	10.2	15	0	104	N/A	N/A	0	0	0	0.0	0	0	1	27	27.0	27	0
Dec 16	SF	W	1/0	2	1	0.5	1	0	5	30	6.0	11	0	31	N/A	N/A	0	0	0	0.0	0	0	2	36	18.0	23	0
Dec 26	at Cin	L	1/0	3	8	2.7	6	0	8	55	6.9	13	0	63	N/A	N/A	0	0	0	0.0	0	0	5	114	22.8	45	0
Jan 2	at Den	W	1/0	4	43	10.8	27	0	2	26	13.0	15	0	69	N/A	N/A	0	0	0	0.0	0	0	3	93	31.0	41	0
<b>Totals</b>			<b>16/3</b>	<b>50</b>	<b>267</b>	<b>5.3</b>	<b>34</b>	<b>0</b>	<b>59</b>	<b>520</b>	<b>8.8</b>	<b>57t</b>	<b>2</b>	<b>787</b>	<b>N/A</b>	<b>N/A</b>	<b>24</b>	<b>11</b>	<b>166</b>	<b>6.9</b>	<b>16</b>	<b>0</b>	<b>51</b>	<b>1257</b>	<b>24.6</b>	<b>45</b>	<b>0</b>

# RB DARREN SPROLES 43



## 2009 GAME-BY-GAME STATISTICS (SAN DIEGO)

			RUSHING						RECEIVING					SNAPS		PUNT RETURNS					KICK RETURNS						
Date	Opp	GP/S	Att	Yds	Avg	Lg	TD	No	Yds	Avg	Lg	TD	TYS	No	Pct	No	FC	Yds	Avg	Lg	TD	No	Yds	Avg	Lg	TD	
Sep 14	at Oak	W	1/0	9	23	2.6	7	1	5	43	8.6	15	0	66	N/A	N/A	3	0	10	3.3	8	0	5	170	34.0	66	0
Sep 20	Bal	L	1/1	10	26	2.6	13	0	7	124	17.7	81t	1	150	N/A	N/A	0	2	0	0.0	0	0	4	128	32.0	53	0
Sep 27	Mia	W	1/1	18	41	2.3	8	0	2	14	7.0	12	0	55	N/A	N/A	3	0	15	5.0	12	0	3	61	20.3	29	0
Oct 4	at Pit	L	1/0	0	0	0.0	0	0	1	16	16.0	16	0	16	N/A	N/A	0	1	0	0.0	0	0	6	154	25.7	42	0
Oct 19	Den	L	1/0	1	0	0.0	0	0	1	4	4.0	4	0	4	N/A	N/A	1	1	77	77.0	77t	1	7	149	21.3	30	0
Oct 25	at KC	W	1/0	5	41	8.2	21	0	3	58	19.3	58t	1	99	N/A	N/A	1	2	18	18.0	18	0	2	34	17.0	18	0
Nov 1	Oak	W	1/0	5	38	7.6	15	0	1	8	8.0	8	0	46	N/A	N/A	3	0	17	5.7	9	0	3	67	22.3	39	0
Nov 8	at NYG	W	1/0	1	1	1.0	1	0	5	22	4.4	21	0	23	N/A	N/A	0	1	0	0.0	0	0	2	38	19.0	20	0
Nov 15	Phi	W	1/0	2	14	7.0	14	0	4	31	7.8	11	0	45	N/A	N/A	3	0	13	4.3	8	0	6	147	24.5	29	0
Nov 22	at Den	W	1/0	9	26	2.9	8	0	1	7	7.0	7	0	33	N/A	N/A	3	0	6	2.0	6	0	0	0	0.0	0	0
Nov 29	KC	W	1/0	9	17	1.9	6	0	5	66	13.2	20	0	83	N/A	N/A	1	1	0	0.0	0	0	4	88	22.0	32	0
Dec 6	at Cle	W	1/0	7	27	3.9	8	0	4	56	14.0	31t	1	83	N/A	N/A	1	0	-1	-1.0	-1	0	3	37	12.3	26	0
Dec 13	at Dal	W	1/0	7	22	3.1	6	0	1	3	3.0	3	0	25	N/A	N/A	2	1	18	9.0	14	0	2	42	21.0	28	0
Dec 20	Cin	W	1/0	3	11	3.7	12	0	3	22	7.3	11	0	33	N/A	N/A	3	0	5	1.7	9	0	2	73	36.5	45	0
Dec 25	at Ten	W	1/0	5	38	7.6	21	2	2	23	11.5	20	1	61	N/A	N/A	1	1	6	6.0	6	0	4	85	21.3	26	0
Jan 3	Was	W	1/0	2	18	9.0	12	0	0	0	0.0	0	0	18	N/A	N/A	1	2	-1	-1.0	-1	0	1	27	27.0	27	0
<b>Totals</b>			<b>16/2</b>	<b>93</b>	<b>343</b>	<b>3.7</b>	<b>21</b>	<b>3</b>	<b>45</b>	<b>497</b>	<b>11.0</b>	<b>81t</b>	<b>4</b>	<b>840</b>	<b>N/A</b>	<b>N/A</b>	<b>26</b>	<b>12</b>	<b>183</b>	<b>7.0</b>	<b>77t</b>	<b>1</b>	<b>54</b>	<b>1300</b>	<b>24.1</b>	<b>66</b>	<b>0</b>

### PLAYOFFS

Jan 17	NYJ	L	1/0	3	33	11.0	22	0	3	30	10.0	19	0	63	N/A	N/A	2	1	3	1.5	3	0	2	44	22.0	27	0
<b>Totals</b>			<b>1/0</b>	<b>3</b>	<b>33</b>	<b>11.0</b>	<b>22</b>	<b>0</b>	<b>3</b>	<b>30</b>	<b>10.0</b>	<b>19</b>	<b>0</b>	<b>63</b>	<b>N/A</b>	<b>N/A</b>	<b>2</b>	<b>1</b>	<b>3</b>	<b>1.5</b>	<b>3</b>	<b>0</b>	<b>2</b>	<b>44</b>	<b>22.0</b>	<b>27</b>	<b>0</b>

## 2008 GAME-BY-GAME STATISTICS (SAN DIEGO)

			RUSHING						RECEIVING					SNAPS		PUNT RETURNS					KICK RETURNS						
Date	Opp	GP/S	Att	Yds	Avg	Lg	TD	No	Yds	Avg	Lg	TD	TYS	No	Pct	No	FC	Yds	Avg	Lg	TD	No	Yds	Avg	Lg	TD	
Sep 7	Car	L	1/0	2	3	1.5	2	0	0	0	0.0	0	0	3	N/A	N/A	1	2	12	12.0	12	0	2	61	30.5	41	0
Sep 14	at Den	L	1/0	7	53	7.6	18	0	2	72	36.0	66t	1	125	N/A	N/A	0	0	0	0.0	0	0	5	192	38.4	103t	1
Sep 22	NYJ	W	1/0	5	38	7.6	21	0	2	39	19.5	25	0	77	N/A	N/A	0	1	0	0.0	0	0	2	40	20.0	22	0
Sep 28	at Oak	W	1/0	6	12	2.0	3	0	1	5	5.0	5	0	17	N/A	N/A	3	0	18	6.0	12	0	5	160	32.0	67	0
Oct 5	at Mia	L	1/0	6	24	4.0	10	0	1	23	23.0	23	0	47	N/A	N/A	2	1	34	17.0	21	0	3	71	23.7	25	0
Oct 12	NE	W	1/0	2	9	4.5	9	0	1	8	8.0	8	0	17	N/A	N/A	2	0	50	25.0	28	0	1	23	23.0	23	0
Oct 19	at Buf	L	1/0	1	1	1.0	1	0	1	5	5.0	5	0	6	N/A	N/A	2	0	16	8.0	9	0	4	69	17.3	21	0
Oct 26	at NO	L	1/0	1	6	6.0	6	0	3	45	15.0	21	0	51	N/A	N/A	2	1	20	10.0	11	0	8	201	25.1	32	0
Nov 9	KC	W	1/0	3	15	5.0	10	0	3	15	5.0	6	0	30	N/A	N/A	1	1	-2	-2.0	-2	0	0	0	0.0	0	0
Nov 16	at Pit	L	1/0	1	0	0.0	0	0	1	9	9.0	9	0	9	N/A	N/A	0	1	0	0.0	0	0	1	16	16.0	16	0
Nov 23	Ind	L	1/0	2	21	10.5	21	0	2	13	6.5	11	0	34	N/A	N/A	1	2	4	4.0	4	0	5	101	20.2	26	0
Nov 30	Atl	L	1/0	0	0	0.0	0	0	0	0	0.0	0	0	0	N/A	N/A	1	1	12	12.0	12	0	4	77	19.3	26	0
Dec 4	Oak	W	1/0	9	30	3.3	11	0	3	34	11.3	18t	2	64	N/A	N/A	3	0	24	8.0	14	0	1	29	29.0	29	0
Dec 14	at KC	W	1/0	0	0	0.0	0	0	4	11	2.8	9	0	11	N/A	N/A	0	2	0	0.0	0	0	4	113	28.3	40	0
Dec 21	at TB	W	1/0	2	3	1.5	2	0	3	46	15.3	32t	1	49	N/A	N/A	2	0	45	22.5	43	0	4	127	31.8	44	0
Dec 28	Den	W	1/0	14	115	8.2	37	1	2	17	8.5	13t	1	132	N/A	N/A	2	0	16	8.0	8	0	4	96	24.0	29	0
<b>Totals</b>			<b>16/0</b>	<b>61</b>	<b>330</b>	<b>5.4</b>	<b>37</b>	<b>1</b>	<b>29</b>	<b>342</b>	<b>11.8</b>	<b>66t</b>	<b>5</b>	<b>672</b>	<b>N/A</b>	<b>N/A</b>	<b>22</b>	<b>12</b>	<b>249</b>	<b>11.3</b>	<b>43</b>	<b>0</b>	<b>53</b>	<b>1376</b>	<b>26.0</b>	<b>103t</b>	<b>1</b>

### PLAYOFFS

Jan 3	Ind	W	1/0	22	105	4.8	22t	2	5	45	9.0	17	0	150	N/A	N/A	3	0	72	24.0	28	0	4	106	26.5	32	0
Jan 11	at Pit	L	1/1	11	15	1.4	8	0	5	91	18.2	62t	1	106	N/A	N/A	2	0	4	2.0	4	0	5	164	32.8	63	0
<b>Totals</b>			<b>2/1</b>	<b>33</b>	<b>120</b>	<b>3.6</b>	<b>22t</b>	<b>2</b>	<b>10</b>	<b>136</b>	<b>13.6</b>	<b>62t</b>	<b>1</b>	<b>256</b>	<b>N/A</b>	<b>N/A</b>	<b>5</b>	<b>0</b>	<b>76</b>	<b>15.2</b>	<b>28</b>	<b>0</b>	<b>9</b>	<b>270</b>	<b>30.0</b>	<b>63</b>	<b>0</b>

# RB DARREN SPROLES 43



## 2007 GAME-BY-GAME STATISTICS (SAN DIEGO)

Date	Opp	GP/S	RUSHING						RECEIVING					SNAPS		PUNT RETURNS					KICK RETURNS							
			Att	Yds	Avg	Lg	TD	No	Yds	Avg	Lg	TD	TYS	No	Pct	No	FC	Yds	Avg	Lg	TD	No	Yds	Avg	Lg	TD		
Sep 9	Chi	W	1/0	0	0	0.0	0	0	0	0	0.0	0	0	0	0	N/A	N/A	0	0	0	0.0	0	0	1	22	22.0	22	0
Sep 16	at NE	L	1/0	0	0	0.0	0	0	0	0	0.0	0	0	0	0	N/A	N/A	1	0	0	0.0	0	0	1	20	20.0	20	0
Sep 23	at GB	L	1/0	0	0	0.0	0	0	0	0	0.0	0	0	0	0	N/A	N/A	1	0	3	3.0	3	0	3	76	25.3	39	0
Sept 20	KC	L	1/0	0	0	0.0	0	0	1	14	14.0	14	0	14	N/A	N/A	3	0	28	9.3	20	0	6	161	26.8	42	0	
Oct 7	at Den	W	1/0	1	2	2.0	2	0	0	0	0.0	0	0	2	N/A	N/A	2	0	27	13.5	23	0	2	49	24.5	27	0	
Oct 14	Oak	W	1/0	0	0	0.0	0	0	0	0	0.0	0	0	0	N/A	N/A	3	0	29	9.7	21	0	1	18	18.0	18	0	
Oct 28	Hou	W	1/0	1	2	2.0	2	0	0	0	0.0	0	0	2	N/A	N/A	2	0	17	8.5	10	0	2	54	27.0	31	0	
Nov 4	at Min	L	1/0	0	0	0.0	0	0	0	0	0.0	0	0	0	N/A	N/A	2	0	29	14.5	19	0	4	122	30.5	43	0	
Nov 11	Ind	W	1/0	0	0	0.0	0	0	0	0	0.0	0	0	0	N/A	N/A	1	1	45	45.0	45t	1	3	125	41.7	89t	1	
Nov 18	at Jax	L	1/0	0	0	0.0	0	0	2	0	0.0	0	0	0	N/A	N/A	3	0	17	5.7	7	0	2	15	7.5	15	0	
Nov 25	Bal	W	1/0	2	1	0.5	1	0	0	0	0.0	0	0	1	N/A	N/A	3	1	17	5.7	7	0	2	59	29.5	32	0	
Dec 2	at KC	W	1/0	0	0	0.0	0	0	0	0	0.0	0	0	0	N/A	N/A	2	0	3	1.5	3	0	2	40	20.0	24	0	
Dec 9	at Ten	W	0/0	INACTIVE																								
Dec 16	Det	W	1/0	25	122	4.9	34	2	1	13	13.0	13	0	135	N/A	N/A	0	0	0	0.0	0	0	3	63	21.0	29	0	
Dec 24	Den	W	1/0	6	17	2.8	7	0	4	7	1.8	8	0	24	N/A	N/A	0	0	0	0.0	0	0	2	44	22.0	24	0	
Dec 30	at Oak	W	1/0	2	20	10.0	13	0	2	-3	-1.5	1	0	17	N/A	N/A	1	0	14	14.0	14	0	3	140	46.7	61	0	
<b>Totals</b>			<b>15/0</b>	<b>37</b>	<b>164</b>	<b>4.4</b>	<b>34</b>	<b>2</b>	<b>10</b>	<b>31</b>	<b>3.1</b>	<b>14</b>	<b>0</b>	<b>195</b>	<b>N/A</b>	<b>N/A</b>	<b>24</b>	<b>2</b>	<b>229</b>	<b>9.5</b>	<b>45t</b>	<b>1</b>	<b>37</b>	<b>1008</b>	<b>27.2</b>	<b>89t</b>	<b>1</b>	

## 2006 GAME-BY-GAME STATISTICS (SAN DIEGO)

Date	Opp	GP/S	RUSHING						RECEIVING					SNAPS		PUNT RETURNS					KICK RETURNS						
			Att	Yds	Avg	Lg	TD	No	Yds	Avg	Lg	TD	TYS	No	Pct	No	FC	Yds	Avg	Lg	TD	No	Yds	Avg	Lg	TD	
INJURED RESERVE (ANKLE)																											

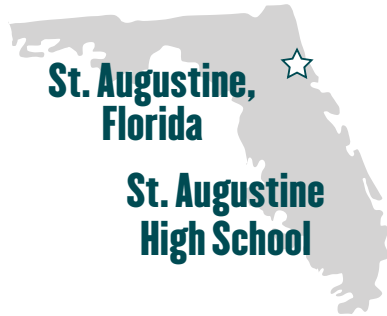
## 2005 GAME-BY-GAME STATISTICS (SAN DIEGO)

Date	Opp	GP/S	RUSHING						RECEIVING					SNAPS		PUNT RETURNS					KICK RETURNS						
			Att	Yds	Avg	Lg	TD	No	Yds	Avg	Lg	TD	TYS	No	Pct	No	FC	Yds	Avg	Lg	TD	No	Yds	Avg	Lg	TD	
Sep 11	Dal	L	1/0	0	0	0.0	0	0	0	0	0.0	0	0	0	N/A	N/A	2	0	25	12.5	14	0	4	146	36.5	49	0
Sep 18	at Den	L	1/0	1	12	12.0	12	0	1	5	5.0	5	0	17	N/A	N/A	1	0	0	0.0	0	0	3	71	23.7	27	0
Sep 25	NYG	W	1/0	1	21	21.0	21	0	0	0	0.0	0	0	21	N/A	N/A	2	0	10	5.0	6	0	4	134	33.5	58	0
Oct 2	at NE	W	1/0	2	8	4.0	5	0	1	-1	-1.0	-1	0	7	N/A	N/A	3	0	24	8.0	14	0	4	80	20.0	29	0
Oct 10	Pit	L	1/0	0	0	0.0	0	0	0	0	0.0	0	0	0	N/A	N/A	2	2	11	5.5	8	0	5	157	31.4	48	0
Oct 16	at Oak	W	0/0	INACTIVE																							
Oct 23	at Phi	L	1/0	0	0	0.0	0	0	0	0	0.0	0	0	0	N/A	N/A	1	0	8	8.0	8	0	5	81	16.2	20	0
Oct 30	KC	W	1/0	1	3	3.0	3	0	0	0	0.0	0	0	3	N/A	N/A	3	2	29	9.7	23	0	4	84	21.0	31	0
Nov 6	at NYJ	W	1/0	1	4	4.0	4	0	0	0	0.0	0	0	4	N/A	N/A	0	0	0	0.0	0	0	6	145	24.2	50	0
Nov 20	Buf	W	1/0	0	0	0.0	0	0	1	6	6.0	6	0	6	N/A	N/A	2	1	0	0.0	2	0	3	51	17.0	17	0
Nov 27	at Was	W	1/0	0	0	0.0	0	0	0	0	0.0	0	0	0	N/A	N/A	0	0	0	0.0	0	0	5	128	25.6	47	0
Dec 4	Oak	W	1/0	2	2	1.0	3	0	0	0	0.0	0	0	2	N/A	N/A	0	0	0	0.0	0	0	2	63	31.5	35	0
Dec 11	Mia	L	1/0	0	0	0.0	0	0	0	0	0.0	0	0	0	N/A	N/A	2	0	1	0.5	1	0	6	145	24.2	31	0
Dec 18	at Ind	W	1/0	0	0	0.0	0	0	0	0	0.0	0	0	0	N/A	N/A	0	0	0	0.0	0	0	4	71	17.8	22	0
Dec 24	at KC	L	1/0	0	0	0.0	0	0	0	0	0.0	0	0	0	N/A	N/A	0	0	0	0.0	0	0	4	85	21.3	26	0
Dec 31	Den	L	1/0	0	0	0.0	0	0	0	0	0.0	0	0	0	N/A	N/A	0	0	0	0.0	0	0	4	87	21.8	26	0
<b>Totals</b>			<b>15/0</b>	<b>8</b>	<b>50</b>	<b>6.3</b>	<b>21</b>	<b>0</b>	<b>3</b>	<b>10</b>	<b>3.3</b>	<b>6</b>	<b>0</b>	<b>60</b>	<b>N/A</b>	<b>N/A</b>	<b>18</b>	<b>5</b>	<b>108</b>	<b>6.0</b>	<b>23</b>	<b>0</b>	<b>63</b>	<b>1528</b>	<b>24.3</b>	<b>58</b>	<b>0</b>

# K CALEB STURGIS 6



**5-9 | 192**  **5th Year**  
**BORN: Aug. 9, 1989 (Age 28)**



**St. Augustine,  
Florida**

**St. Augustine  
High School**



**Florida**  
**D5-13 (166th overall)**  
**by Miami**  
**Acquired: FA 2015**



Originally a 5th-round draft choice of the Miami Dolphins in 2013, **Caleb Sturgis** was signed by the Eagles following Week 3 of the 2015 regular season and has developed into one of the top kickers in the NFL. Sturgis totaled a career-high and Eagles single-season record 35 FGs in 2016, which tied for 2nd in the NFL trailing only **Justin Tucker** (38). A four-year letterman at the University of Florida, Sturgis was a two-time finalist for the coveted Lou Groza Award (2011-12).

## **MOST FIELD GOALS** EAGLES SINGLE-SEASON HISTORY

<b>Caleb Sturgis (2016)</b>	<b>35</b>
<b>David Akers (2008)</b>	<b>33</b>
<b>Cody Parkey (2014)</b>	<b>32</b>
<i>Two other players</i>	<b>32</b>

## **NFL PLAYERS IN 2016**

<b>Justin Tucker (Bal.)</b>	<b>38</b>
<b>Caleb Sturgis (Phi.)</b>	<b>35</b>
<b>Nick Novak (Hou.)</b>	<b>35</b>

## **LONGEST FIELD GOALS** EAGLES ALL-TIME HISTORY

<b>59</b>	<b>Tony Franklin (11/12/79 at Dal.)</b>
<b>57</b>	<b>David Akers (9/14/13 vs. NE)</b>
<b>55</b>	<b>Caleb Sturgis (10/30/16 at Dal.)</b>

## **THREE STEP DROP**

**First job:** Helped a family friend build remote control helicopters for \$10 per hour when he was 16

**Bucket list:** Watching the U.S. Men's National Team win a World Cup, and attending a World Cup match

**Pet peeve:** Slow golfers

**Favorite part about Philly:** Great food; enjoys being able to walk everywhere

**Favorite restaurants in Philly:** Saloon, El Camino

**Favorite meal:** Burrito bowl

**If he could play another sport, what position/team:** Center mid, Barcelona

## **CAREER HIGHLIGHTS**

- Set an Eagles record with 35 FGs in 2016, which also tied for the 2nd-highest total in the NFL. His 135 points ranked 4th in the NFL and were the 5th-highest total ever by an Eagles kicker
- Made four 50+ yard FGs in 2016, tying **Cody Parkey** (4 in 2014) for the team record in that category
- Connected on 18 consecutive FGs in 2016, marking a career high and the 2nd-longest streak in team history

## **2016 - PHILADELPHIA EAGLES (16/0)**

- Despite heavy winds, tied a career high after making all 4 FG attempts at Bal. (12/18/16)
- Went 3-for-3 at Dal. (10/30/16), including a career-long 55-yarder that ranks as the 3rd-longest FG in Eagles history
- Nailed all 3 FG attempts at Det. (10/9/16), including his 10th-career 50+ yarder and 4th as an Eagle



# K CALEB STURGIS 6



## STURGIS' CAREER STATISTICS

Year	Team	GP	FG-FGA	Pct	Lg	Blk	XP-XPA	Pct	Blk	Pts	KOs	TB	ST
2013	Miami	16	26-34	76.5	54	1	33-33	100.0	0	111	74	38	2
2014	Miami	16	29-37	78.4	53	2	41-41	100.0	0	128	85	37	3
2015	Philadelphia	13	18-22	81.8	53	0	35-37	94.6	0	89	68	39	1
2016	Philadelphia	16	35-41	85.4	55	1	30-31	96.8	0	135	87	46	0
<b>Totals</b>		<b>61</b>	<b>108-134</b>	<b>80.6</b>	<b>55</b>	<b>4</b>	<b>139-142</b>	<b>97.9</b>	<b>0</b>	<b>463</b>	<b>314</b>	<b>160</b>	<b>6</b>



## CAREER HIGHS

<b>FGs</b>	4	3x, last: 12/18/16 at Bal.
<b>FG Attempts</b>	4	11x, last: 12/18/16 at Bal.
<b>Longest FG</b>	55	10/30/16 at Dal.
<b>Longest Attempt</b>	57	10/6/13 vs. Bal.
<b>PATs</b>	5	4x, last: 1/3/16 at NYG

## REGULAR SEASON FG SPLITS

	FG-FGA	Pct	Lg
<b>vs. NFC</b>	55-66	83.3	55
<b>vs. AFC</b>	53-68	77.9	54
<b>Home</b>	58-71	81.7	51
<b>Away</b>	50-63	79.4	55
<b>Turf</b>	26-34	76.5	55
<b>Grass</b>	82-100	82.0	53
<b>Indoors</b>	13-14	92.9	55
<b>Outdoors</b>	95-120	79.2	54
<b>September</b>	22-24	91.7	54
<b>October</b>	30-39	76.9	55
<b>November</b>	27-34	79.4	53
<b>December</b>	27-34	79.4	53
<b>When Tied</b>	19-25	76.0	55

## CAREER HIGHLIGHTS

- Connected on all 3 of his attempts, including a 53-yarder at Chi. (9/19/16), tying for the 2nd-longest field goal of his career and the 5th-longest in team history

### 2015 - PHILADELPHIA EAGLES (13/0)

- Booted 2 FGs in a win at Dal. (11/8/15), including a 53-yarder which tied the 2nd-longest kick of his career. He became just the second Eagle ever with a 50+ yard FG in back-to-back games and the first since **Tom Dempsey** in 1971. His go-ahead 53-yarder late in the fourth quarter tied for the 5th-longest in team history
- Connected on all 4 of his FG attempts vs. NO (10/11/15) to tie a career high. Became the 12th Eagles kicker to have 4 FGs in a game, but just the second to do so by his second game with the team (**Paul McFadden** in 1984)

### 2014 - MIAMI DOLPHINS (16/0)

- Finished 2nd in Dolphins single-season history with 128 points, while connecting on 29-of-37 FGs (78.4%) and 41-of-41 extra point attempts

## BIRDSEED

Sturgis grew up in a family with six children (two girls, four boys), who were all homeschooled by his mom, Karen. His dad, Smiley, is a pastor at Good News Church in St. Augustine. During the offseason, Sturgis spends some of his free time helping his dad at Good News Church.

Sturgis met his wife, Kimberly, at the University of Florida, where she was a cheerleader. She is currently a fitness instructor in Gainesville, FL. The couple had a daughter, Cora, in the 2017 offseason.

Sturgis enjoys golf and other leisure sports. "Whether it's golf or cornhole, I'm very competitive."

## BROTHERLY LOVE

Sturgis says the biggest influence on his career has been his older brother, Nathan, who is a Major League Soccer player who last played for the Seattle Sounders in 2016.

"It's been great to be able to learn from somebody who is also playing a professional sport."



## HIGH SCHOOL STANDOUT

Sturgis attended St. Augustine (FL) High School, where he earned first-team Class 3A All-State honors as a senior placekicker.

Sturgis did not start playing football until his sophomore year in high school when his high school coach approached him about it. He went on to hit a 49-yard FG that year in Sun Life Stadium, which is when he realized he had a potential future as a kicker.


Sturgis also competed as a forward on St. Augustine's soccer team and for the Julington Creek club.

## THE SUNSHINE STATE

Growing up in St. Augustine, FL, Sturgis was a big fan of the Jacksonville Jaguars as a kid and even went to their training camp practices when he was 8 years old. His first jerseys were Mark Brunell and Natrone Means.

Sturgis always seems to enjoy his most successful games in his home state of Florida. As a sophomore in high school, he hit a 49-yarder in Sun Life Stadium. He later hit a career-long 56 yarder as a sophomore at Florida against Georgia at EverBank Field. Several of his 50+ yarders in the NFL have come in the state of Florida as well.

# K CALEB STURGIS 6



## 2016 GAME-BY-GAME STATISTICS

Date	Opp	FG-FGA	Pct	Lg	Blk	XP-XPA	Pct	Blk	Pts	Kick By Kick	
Sep 11	Cle	W	2-3	66.7	38	0	3-3	100.0	0	9	46N, 22, 38
Sep 19	at Chi	W	3-3	100.0	53	0	2-3	66.7	0	11	25, 29, 53
Sep 25	Pit	W	2-2	100.0	38	0	4-4	100.0	0	10	29, 38
Oct 9	at Det	L	3-3	100.0	50	0	2-2	100.0	0	11	50, 33, 49
Oct 16	at Was	L	2-2	100.0	38	0	2-2	100.0	0	8	38, 28
Oct 23	Min	W	2-2	100.0	35	0	1-1	100.0	0	7	35, 21
Oct 30	at Dal	L	3-3	100.0	55	0	2-2	100.0	0	11	30, 55, 34
Nov 6	at NYG	L	3-4	75.0	38	1	2-2	100.0	0	11	34, 40B, 26, 38
Nov 13	Atl	W	3-5	60.0	48	0	1-1	100.0	0	10	44N, 29, 55N, 25, 48
Nov 20	at Sea	L	0-0	0.0	0	0	1-1	100.0	0	1	
Nov 28	GB	L	2-2	100.0	50	0	1-1	100.0	0	7	48, 50
Dec 4	at Cin	L	0-1	0.0	0	0	2-2	100.0	0	2	51N
Dec 11	Was	L	3-3	100.0	45	0	1-1	100.0	0	10	45, 36, 41
Dec 18	at Bal	L	4-4	100.0	45	0	0-0	0.0	0	12	45, 34, 27, 29
Dec 22	NYG	W	1-1	100.0	41	0	3-3	100.0	0	6	41
Jan 1	Dal	W	2-3	66.7	33	0	3-3	100.0	0	9	22, 49N, 33
<b>Totals</b>			<b>35-41</b>	<b>85.4</b>	<b>55</b>	<b>1</b>	<b>30-31</b>	<b>96.8</b>	<b>0</b>	<b>135</b>	

## CAREER HIGHLIGHTS (Continued)

- Booted a game-winning 26-yard FG with 1:57 left in the fourth quarter at NYJ (12/1/14), the first game-winning kick in the fourth quarter or overtime of his career
- Connected on a career-high 4-of-4 FGs vs. NE (9/7/14)

### 2013 - MIAMI DOLPHINS (16/0)

- As a rookie, led the Dolphins in scoring with 111 points and earned *Pro Football Weekly*/Pro Football Writers of America All-Rookie Team honors after connecting on 26-of-34 FGs and all 33 extra point attempts
- Hit 3 FGs of 50+ yards, including a 54 yarder at Ind. (9/15/13), becoming the only Dolphins rookie to connect on three 50-yard FGs in team history
- Booted FGs of 46 and 50 yards vs. Atl. (9/22/13), becoming just the second rookie kicker in team history to connect on 2 FGs of 50+ yards in a season
- Connected on a 54-yard FG at Ind. (9/15/13), which tied for the 4th-longest regular-season field goal in Dolphins history and the 2nd-longest kick by a Dolphins rookie
- Made his NFL debut at Cle. (9/8/13) and scored 11 points, going 3-for-3 on FGs, which tied for the 2nd-most FGs in a game by a Dolphins rookie behind **Dan Carpenter** (4 - 11/2/08 at Den.)

## COLLEGE HIGHLIGHTS

- A four-year letterman at Florida, connected on 70-of-88 career FG attempts (79.5%) and finished his collegiate career with 340 points. Set Florida career records in both made FGs (70) and FG attempts (88)
- Was a three-time member of the SEC Academic Honor Roll
- As a redshirt senior in 2012, set a school single-season record with 24 FGs on 28 attempts and was named the SEC co-Special Teams Player of the Year and a finalist for the Lou Groza Award, which is given annually to the nation's top placekicker
- Hit 3-of-3 FGs of 50+ yards as a senior
- As a redshirt junior in 2011, was a first-team All-American and All-SEC selection and a finalist for the Lou Groza Award after making 22-of-26 FGs with a long of 55 yards, the 3rd-longest make in the country that season. Also finished 3rd in the country with 22 made FGs in 2011
- Played in 14 games as a sophomore in 2009, hitting 22-of-30 FGs including a career-long 56 yarder vs. Georgia (10/31/09), the SEC's longest made field goal of the year

## TRANSACTIONS

- 2013** Drafted by MIA in 5th round (166th overall)  
*Signed 4-year contract*
- 9/5/15** Waived by MIA
- 9/29/15** Signed by PHI to 2-year contract
- 9/7/16** Signed by PHI to 1-year contract extension

# K CALEB STURGIS 6



2015 GAME-BY-GAME STATISTICS											
Date	Opp		FG-FGA	Pct	Lg	Blk	XP-XPA	Pct	Blk	Pts	Kick By Kick
SIGNED TO THE EAGLES 53-MAN ROSTER (9/29)											
Oct 4	at Was	L	0-1	0.0	--	0	2-3	66.7	0	2	33N
Oct 11	NO	W	4-4	100.0	41	0	3-4	75.0	0	15	39, 29, 26, 41
Oct 19	NYG	W	2-2	100.0	39	0	3-3	100.0	0	9	37, 39
Oct 25	at Car	L	3-4	75.0	52	0	1-1	100.0	0	10	52, 29, 24, 50N
Nov 8	at Dal	W	2-2	100.0	53	0	3-3	100.0	0	9	31, 53
Nov 15	Mia	L	1-2	50.0	37	0	2-2	100.0	0	5	32N, 37
Nov 22	TB	L	1-1	100.0	43	0	2-2	100.0	0	5	43
Nov 26	at Det	L	0-1	0.0	--	0	2-2	100.0	0	2	50N
Dec 6	at NE	W	0-0	--	--	0	5-5	100.0	0	5	
Dec 13	Buf	W	3-3	100.0	45	0	2-2	100.0	0	11	45, 41, 30
Dec 20	Ari	L	1-1	100.0	36	0	2-2	100.0	0	5	36
Dec 26	Was	L	1-1	100.0	34	0	3-3	100.0	0	6	34
Jan 3	at NYG	W	0-0	--	--	0	5-5	100.0	0	5	
<b>Totals</b>			<b>18-22</b>	<b>81.8</b>	<b>53</b>	<b>0</b>	<b>35-37</b>	<b>94.6</b>	<b>0</b>	<b>89</b>	

2014 GAME-BY-GAME STATISTICS (MIAMI)											
Date	Opp		FG-FGA	Pct	Lg	Blk	XP-XPA	Pct	Blk	Pts	Kick By Kick
Sep 7	NE	W	4-4	100.0	38	0	3-3	100.0	0	15	38, 24, 22, 27
Sep 14	at Buf	L	1-1	100.0	34	0	1-1	100.0	0	4	34
Sep 21	KC	L	2-3	66.7	51	0	1-1	100.0	0	7	48N, 22, 51
Sep 28	at Oak	W	1-1	100.0	41	0	5-5	100.0	0	8	41
Oct 12	GB	L	1-1	100.0	48	0	3-3	100.0	0	6	48
Oct 19	at Chi	W	2-4	50.0	33	1	3-3	100.0	0	9	50N, 33, 37N, 19
Oct 26	at Jax	W	2-2	100.0	43	0	3-3	100.0	0	9	43, 29
Nov 2	SD	W	3-4	75.0	26	0	4-4	100.0	0	13	26, 25, 45N, 23
Nov 9	at Det	L	3-3	100.0	50	0	1-1	100.0	0	10	23, 50, 20
Nov 13	Buf	W	2-2	100.0	38	0	2-2	100.0	0	8	38, 32
Nov 23	at Den	L	0-0	--	--	0	4-4	100.0	0	4	
Dec 1	at NYJ	W	3-4	75.0	44	0	1-1	100.0	0	10	43N, 43, 44, 26
Dec 7	Bal	L	2-2	100.0	46	0	1-1	100.0	0	7	46, 34
Dec 14	at NE	L	2-3	66.7	53	1	1-1	100.0	0	7	41N, 24, 53
Dec 21	Min	W	0-1	0.0	--	0	5-5	100.0	0	5	56N
Dec 28	NYJ	L	1-2	50.0	37	0	3-3	100.0	0	6	37, 53N
<b>Totals</b>			<b>29-37</b>	<b>78.4</b>	<b>53</b>	<b>2</b>	<b>41-41</b>	<b>100.0</b>	<b>0</b>	<b>128</b>	

# K CALEB STURGIS 6



2013 GAME-BY-GAME STATISTICS (MIAMI)											
Date	Opp		FG-FGA	Pct	Lg	Blk	XP-XPA	Pct	Blk	Pts	Kick By Kick
Sep 8	at Cle	W	3-3	100.0	49	0	2-2	100.0	0	11	45, 49, 36
Sep 15	at Ind	W	1-1	100.0	54	0	3-3	100.0	0	6	54
Sep 22	Atl	W	2-2	100.0	50	0	3-3	100.0	0	9	46, 50
Sep 30	at NO	L	1-1	100.0	34	0	2-2	100.0	0	5	34
Oct 6	Bal	L	3-4	75.0	48	0	2-2	100.0	0	11	37, 25, 48, 57N
Oct 20	Buf	L	0-1	0.0	--	0	3-3	100.0	0	3	51N
Oct 27	at NE	L	1-3	33.3	52	1	2-2	100.0	0	5	52, 46N, 39N
Oct 31	Cin	W	2-3	66.7	44	0	2-2	100.0	0	8	34N, 36, 44
Nov 11	at TB	L	2-2	100.0	40	0	1-1	100.0	0	7	40, 30
Nov 17	SD	W	2-2	100.0	37	0	2-2	100.0	0	8	22, 37
Nov 24	Car	L	3-4	75.0	47	0	1-1	100.0	0	10	32, 47, 23, 53N
Dec 1	at NYJ	W	3-4	75.0	43	0	2-2	100.0	0	11	41N, 34, 43, 18
Dec 8	at Pit	W	2-3	66.7	30	0	4-4	100.0	0	10	30, 52N, 27
Dec 15	NE	W	1-1	100.0	32	0	3-3	100.0	0	6	32
Dec 22	at Buf	L	0-0	--	--	0	0-0	100.0	0	0	
Dec 29	NYJ	L	0-0	--	--	0	1-1	100.0	0	1	
<b>Totals</b>			<b>26-34</b>	<b>76.5</b>	<b>54</b>	<b>1</b>	<b>33-33</b>	<b>100.0</b>	<b>0</b>	<b>111</b>	

# DT DESTINY VAEAO 97




**6-4 | 299**  2nd Year  
**BORN: Jan. 15, 1994 (Age 23)**

**Pago Pago,  
American Samoa**

  
**Tafuna  
High School**



**Washington State**  
Acquired: UDFA 2016



A native of American Samoa who never set foot in the United States until he enrolled at Washington State in 2012, **Destiny Vaeao (VIE-ow)** was signed by the Eagles as an undrafted free agent in 2016. At Washington State, he combined for 84 tackles, including 19 TFL, 7.0 sacks, 2 FFs and 2 FRs in 44 career games.

## CAREER HIGHLIGHTS

### 2016 - PHILADELPHIA EAGLES (16/0)

- Joined **Sam Rayburn** (2.0 in 2003) as the only undrafted rookies in Eagles history to record multiple sacks in a season
- Sacked Giants QB **Eli Manning** and notched a career-high 4 tackles at NYG (11/6/16)
- Notched his first-career sack and forced fumble (recovered by Eagles LB **Jordan Hicks**) as he chased down Bears QB **Jay Cutler** at Chi. (9/19/16)

## THREE STEP DROP

If he could play another sport,  
what team/position:  
**Forward for the Manu  
Samoa rugby squad**

If he could be any superhero:  
**Superman**

Favorite family tradition:  
**Tonai (a big, traditional family dinner  
on Sundays in Samoa)**

Favorite movie: **Lord of the Rings**

Favorite meal: **Taro and palusami**

Favorite hobby: **Swimming**

Favorite quote: **"When you have  
confidence, you can have a lot of  
fun. And when you have fun, you  
can do amazing things."**  
- Joe Namath

## COLLEGE HIGHLIGHTS

- Named to the All-Pac-12 Second Team after registering 41 tackles (20 solo), 12 TFL, 4.5 sacks, 1 FF, 1 FR and one blocked kick in 13 starts as a senior in 2015. Ranked tied for 10th in the Pac-12 in tackles for loss
- Started all 10 games he appeared in as a junior in 2014, posting 14 tackles (nine solo), 3.5 TFL, 2.0 sacks and 1 FR
- Appeared in 11 games (10 starts) as a sophomore in 2013, producing 24 tackles (16 solo) and 3.5 TFL
- Totaled 5 tackles (2 solo) as a true freshman in 2012, making two starts in his 10 appearances

## TRANSACTIONS

**2016** Signed by PHI as UDFA



## VAEAO'S CAREER STATISTICS

Year	Team	GP/S	TACKLES					PASS DEFENSE					FUMBLES			DEF SNAPS		
			Total	Solo	Asst	TFL	Sacks	Int	Yds	Lg	TD	PD	Hur	FF	FR	Yds	No	Pct
2016	Philadelphia	16/0	19	11	8	1.0	2.0	0	0	--	0	0	3	1	0	0	268	26%
<b>Totals</b>		<b>16/0</b>	<b>19</b>	<b>11</b>	<b>8</b>	<b>1.0</b>	<b>2.0</b>	<b>0</b>	<b>0</b>	<b>--</b>	<b>0</b>	<b>0</b>	<b>3</b>	<b>1</b>	<b>0</b>	<b>0</b>	<b>---</b>	<b>---</b>

## 2016 GAME-BY-GAME STATISTICS

Date	Opp	GP/S	Tot	Solo	Sk	Hur	PD	FF	FR	Snaps	Pct
Sep 11	Cle	W 1/0	0	0	0.0	0	0	0	0	12	23%
Sep 19	at Chi	W 1/0	1	1	1.0	1	0	1	0	7	13%
Sep 25	Pit	W 1/0	1	1	0.0	2	0	0	0	19	32%
Oct 9	at Det	L 1/0	0	0	0.0	0	0	0	0	8	13%
Oct 16	at Was	L 1/0	1	1	0.0	0	0	0	0	28	38%
Oct 23	Min	W 1/0	2	1	0.0	0	0	0	0	30	39%
Oct 30	at Dal	L 1/0	0	0	0.0	0	0	0	0	28	36%
Nov 6	at NYG	L 1/0	4	4	1.0	0	0	0	0	21	33%
Nov 13	Atl	W 1/0	1	0	0.0	0	0	0	0	8	16%
Nov 20	at Sea	L 1/0	2	0	0.0	0	0	0	0	16	24%
Nov 28	GB	L 1/0	0	0	0.0	0	0	0	0	14	20%
Dec 4	at Cin	L 1/0	2	1	0.0	0	0	0	0	16	25%
Dec 11	Was	L 1/0	1	0	0.0	0	0	0	0	13	27%
Dec 18	at Bal	L 1/0	0	0	0.0	0	0	0	0	9	16%
Dec 22	NYG	W 1/0	1	0	0.0	0	0	0	0	22	25%
Jan 1	Dal	W 1/0	3	2	0.0	0	0	0	0	17	30%
<b>Totals</b>		<b>16/0</b>	<b>19</b>	<b>11</b>	<b>2.0</b>	<b>3</b>	<b>0</b>	<b>1</b>	<b>0</b>	<b>268</b>	<b>26%</b>

## CAREER HIGHS

<b>Total Tackles</b>	4	11/6/16 at NYG
<b>Solo Tackles</b>	4	11/6/16 at NYG
<b>Sacks</b>	1.0	2x, last: 11/6/16 at NYG
<b>Hurries</b>	2	9/25/16 vs. Pit.
<b>PDs</b>	---	---
<b>FFs</b>	1	9/19/16 at Chi.
<b>FRs</b>	---	---



## FAVORITE FOOTBALL MEMORY

Vaeao's favorite football memory was beating Stanford guard Joshua Garnett (2016 first-round pick of the 49ers) for a sack and forced fumble of QB Kevin Hogan.

## BIRDSEED

Vaeao, who earned a degree in criminal justice from Washington State in May 2015, is the son of Naomi Vaeao and the late Tepatasi Vaeao and has three brothers and one sister. His older sister also attended Washington State.

Vaeao reached the Island Championship game with Tafuna High School (Pago Pago, American Samoa) in each of his last two seasons, winning the title his junior year. As a senior, he produced 500 receiving yards and 8 TDs as a tight end.

Vaeao was selected to play in the International Bowl All-Star Game for high school seniors from Samoa and Canada against seniors from other states. He participated in the 2011 Samoa Bowl, 2012 IFAF World Game and 2012 IFAF Samoa vs. Australia Game.

Vaeao, who also played soccer, rugby and volleyball at Tafuna, was a high school teammate of Lene Maiava, who was signed as an undrafted free agent by the Seahawks from the University of Arizona in 2016.

## FORMER TIGHT END

Vaeao was an accomplished high school tight end and was recruited mostly at that position by colleges. He opted to play at Washington State so he could play on the defensive line.

# T HALAPOULIVAATI VAITAI 72



**6-6 | 320**  **2nd Year**  
**BORN: June 16, 1993 (Age 24)**




**Haltom,  
Texas** ☆

**Haltom  
High School**



**Texas Christian**  
**D5b-16 (164th overall)**  
**by Philadelphia**



A versatile offensive lineman who has college experience playing both tackle positions, **Halapoulivaati Vaitai** (pronounced hal-lah-poo-lee-VAH-tee VIE-tie) was selected by the Eagles in the fifth round (164th overall) of the 2016 NFL Draft. In his rookie season, Vaitai played in 7 games and made 6 starts at RT for the Eagles.

## CAREER HIGHLIGHTS

- Filled in at RT for the Eagles as a rookie in 2016, appearing in 7 games with 6 starts
- Started and played in his first-career NFL game, lining up at RT in a Week 6 divisional matchup at Was. (10/16/16)

## COLLEGE HIGHLIGHTS

- Competed in 42 games (31 starts) at both tackle positions for TCU (2012-15), where he was a two-time All-Big 12 second-team selection

## THREE STEP DROP

If he could play another sport:  
**WWE wrestler**

If he could be any superhero: **Batman**

Strangest thing he likes to eat: **Octopus**

Favorite athlete as a kid: **Yao Ming**

Favorite athlete to watch now:  
**Jason Peters**

Favorite meal:  
**Hamburger and french fries**

Favorite movies:  
**Action, comedies, thrillers**

Favorite TV shows: **Fresh Prince of Bel-Air and Friends**

Favorite music: **Enjoys all types of music, but is particularly fond of country and island reggae**

Favorite quote: **"I don't have to do this, I get to do this."**

## BIRDSEED

- Nickname is 'Big V'
- Began playing flag football in first grade for the Packers
- Halapoulivaati is named after his father's cousin. "He and my dad are extremely close," says Big V, "They're like brothers."
- His parents, Talikavili and Shirley Vaitai, are originally from Tonga and moved to the United States in the 1980s. He has younger twin brothers named Kevin and Will
- Has two dogs: a terrier named Abby and a chihuahua named Coffee. Abby was a rescue dog that his fiance, Caitlin, gave to him for his birthday. He named his chihuahua Coffee because he is hyper



@TCU74



@philly\_72



## BAND OF BROTHERS

Halapoulivaati is the oldest of three Vaitai brothers. Twins Kevin and Will are just 11 months younger than 'Big V' and the three played on the offensive line together at Haltom (TX) HS. After playing TE as a freshman, 'Big V' moved to RT as a sophomore and immediately earned a starting job. That year, he was joined on the o-line by Kevin (LG) and Will (RG). Big V stayed at RT for his final two years at Haltom, while Kevin moved to C and Will moved to LG.

## POLYNESIAN ROOTS

Vaitai learned to play the guitar at a young age when his cousin taught him three chords. He plays by ear and does not read music. "Polynesians are very musically talented and they always play by ear. I also know how to play the ukulele, but prefer the guitar because it's bigger." Growing up, Vaitai and his family ate a lot of traditional Polynesian foods. "Roasted pig is a staple and spinach is a main ingredient in every dish."



## APPLIED LEARNING

Vaitai majored in criminal justice at TCU with a minor in social work. After his playing career is over, he wants to work for the Department of Homeland Security. In Fall 2015, Vaitai interned with Youth Advocate Programs, Inc., an agency that provides direct service to vulnerable and high-need youth and families. As a part of his internship, 'Big V' was paired with a sixth grader who suffered from severe ADHD. "My job was to mentor him and take him out after school. It was a very eye-opening experience. The hardest part of the job is having to shut down your feelings and emotions. You get exposed to serious and dire living conditions, but our only job is to be a big brother to the kids. We can't try to fix everything."

## CAREER HIGHLIGHTS (Continued)

- As a senior in 2015, was awarded with second-team All-Big 12 accolades after starting in 11 of 12 contests, anchoring an o-line that contributed to a 1,000-yard receiver and a 1,000-yard rusher in the same season for just the second time in TCU history
- Earned All-Big 12 second-team honors in 2014 after starting at right tackle for all 13 games. Was part of an offense that ranked second in the nation in scoring (46.5 ppg) and tied for fifth in total offense (533.0 ypg), in addition to setting single-season school records for points (604), passing yards (4,240), total yards (6,929), first downs (331) and plays (1,038)

## TRANSACTIONS

**2016** Drafted by PHI in 5th round (164th overall)  
Signed 4-year contract

VAITAI'S CAREER SERVICE					
			STARTS	OFF SNAPS	
Year	Team	GP/S	RT	No	Pct
2016	Philadelphia	7/6	6	423	37%
<b>Totals</b>		<b>7/6</b>	<b>6</b>	---	---



# LB JOE WALKER 59



**6-2 | 236**  **2nd Year**  
**BORN: Dec. 11, 1992 (Age 24)**

  
**Palos Verdes, California**  
**Palos Verdes High School**



**Oregon**  
**D7c-16 (251st overall)**  
**by Philadelphia**



A three-year contributor at linebacker for the University of Oregon, **Joe Walker** was selected by the Philadelphia Eagles in the seventh round of the 2016 NFL Draft. Walker sustained a knee injury in the 2016 preseason and was placed on Injured Reserve on Aug. 28. Recognized as the Ducks' Most Improved Player as a junior in 2014, Walker was a two-time academic all-conference honorable mention choice who rounded out his career with 205 tackles, 17 TFLs and 5.0 sacks in 40 games played (21 starts).

## BIRDSEED

- Says that his favorite sports moment was Oregon's 59-20 victory over Florida State in the Rose Bowl (1/1/15). The win propelled the Ducks to the National Championship game
- Was a two-time all-Bay League standout at Palos Verdes (CA) High School, where he led the Sea Kings in tackles and also played fullback as a senior
- Is the son of Brett and Suellen Walker. Has two sisters and one brother

## COLLEGE HIGHLIGHTS

- Established career totals of 205 tackles, 17 TFLs and five sacks in 40 career games (21 starts) at Oregon
- Led the Ducks in tackles (87) and fumble recoveries (two) as a senior in 2015 after starting 12 games and earning academic all-conference honorable mention honors. Also had an interception and a fumble recovery for a touchdown
- Earned the Dudley Clarke Memorial Award as the Ducks' most improved player after racking up 81 tackles and scoring a 100-yard fumble recovery touchdown as a junior in 2014. Was also an honorable mention all-conference selection
- Transferred to Oregon following the 2012 season after playing at L.A. Harbor College for one season

## THREE STEP DROP

**Best player he has faced: Former Oregon Ducks teammate and current Titans QB Marcus Mariota**

**Hobbies: Golf**

**Desired talent: Ability to play the guitar or the piano**

**First job: Worked for a staging company during his first year of junior college**

**Favorite meal: Whatever his mom is cooking**

**Favorite athlete growing up: Kobe Bryant**

## TRANSACTIONS

**2016** Drafted by PHI in 7th round (251st overall)

*Signed 4-year contract*

**8/28/16** Placed on Injured Reserve (knee)

# G CHANCE WARMACK 67



6-2 | 323 5th Year  
BORN: Sept. 14, 1991 (Age 25)



Atlanta, Georgia

Westlake High School



Alabama

D1-13 (10th overall)  
by Tennessee

Acquired: FA (Ten) 2017

## BIRDSEED

- At Alabama, Warmack developed the custom of rolling up his jersey to just under the numbers as a way to stay cooler. Soon, the fad became known as “Warmacking,” and fans began posting photos on social media of their exposed bellies. Warmack highlighted the best fan photos with what he called “Warmackin’ Wednesdays”
- Warmack’s brother, Dallas, followed in his footsteps and is currently an offensive lineman at Alabama
- Warmack attended Westlake HS (Atlanta, GA), where he played with Panthers QB Cam Newton during his freshman and sophomore years



@chancewarmack



@warmackin



Chance Warmack was signed by the Philadelphia Eagles on March 10, 2017, after spending the first four seasons of his pro career with the Titans. Warmack was originally selected by Tennessee with the 10th-overall pick in the 2013 NFL Draft and has played in 48 career games (all starts at RG). The Atlanta native was a part of three national championship teams at Alabama, where he was tutored by Eagles OL coach Jeff Stoutland.

## TOP-5 OFFENSIVE LINEMEN

2013 NFL DRAFT



ERIC FISHER

1ST



LUKE JOECKEL

2ND



LANE JOHNSON

4TH



JONATHAN COOPER

7TH



CHANCE WARMACK

10TH

## CAREER HIGHLIGHTS

- With starts in all 16 games at RG in 2013, became the first Titans rookie offensive lineman to start every game since **Michael Roos** in 2005
- Became the first offensive lineman selected by the Titans/Oilers in the 1st round (10th overall) since tackle **Brad Hopkins** (13th overall) in 1993 and the first guard drafted with the club’s 1st-round choice since **Bruce Matthews** (9th overall) in 1983



## COLLEGE HIGHLIGHTS

- In a four-year career at Alabama, appeared in 45 games, including starts in his final 40 contests at LG. Credited with 49 TD-resulting blocks while clearing lanes for individual ball carries to record 25 performances of 100+ yards during his time in the starting lineup. Also totaled 316 key blocks/knockdowns for the Crimson Tide
- As a senior in 2012, was a unanimous first-team All-American selection while helping Alabama to a national championship, starting all 14 contests. Added All-SEC first-team accolades and was rated the best interior offensive lineman eligible for the 2013 NFL Draft by *The NFL Draft Report*. Paced a veteran-filled front wall with 37 pancakes, 128 key blocks/knockdowns and 19 TD-resulting blocks. Blocked for ten 100+ yard rushing performances, opening holes for a rushing offense that ranked 16th in the nation (227.5 yards per game), in addition to paving the way for the team's 445.5 yards per game in total offense
- As a junior in 2011, started all 13 games for the second consecutive season was named honorable mention All-America by *Pro Football Weekly* and second-team All-SEC by the league's coaches. Helped Alabama rank 16th nationally in rushing offense (214.5 yards per game), while blocking for eleven 100+ yard rushers
- As a sophomore in 2010, took over the first-string LG duties, starting all 13 games. Helped the Crimson Tide rank 22nd nationally in total offense (444.1 yards per game). Anchored an offensive line that provided time for the nation's No. 4 quarterback in passing efficiency



## TRANSACTIONS

- 2011** Drafted by TEN in 1st round (10th overall)  
Signed 4-year contract
- 3/10/17** Signed by PHI to 1-year contract

WARMACK'S CAREER SERVICE					
			STARTS	OFF SNAPS	
Year	Team	GP/S	LG	No	Pct
2013	Tennessee	16/16	16	1075	100%
2014	Tennessee	16/16	16	965	99%
2015	Tennessee	14/14	14	830	80%
2016	Tennessee	2/2	2	134	13%
<b>Totals</b>		<b>48/48</b>	<b>48</b>	---	---

# S JAYLEN WATKINS 26



**5-11 | 194**  **3rd Year**  
**BORN: Nov. 27, 1991 (Age 25)**




**Cape Coral,  
Florida**

**Cape Coral  
High School**



**Florida**

**D4-14 (101st overall)  
by Philadelphia  
Acquired: PS-Buf-15**



Originally selected by the Eagles in the fourth round of the 2014 NFL Draft, **Jaylen Watkins** was a four-year letterman at the University of Florida. Watkins spent his rookie year with the Eagles and re-joined the team towards the end of the 2015 season after the Eagles signed him from the Buffalo Bills practice squad. In 2016, Watkins saw significant action on defense and set career highs with 51 tackles and 6 passes defended.

## CAREER HIGHLIGHTS

### 2016 - PHILADELPHIA EAGLES (16/4)

- Finished the season with career highs in tackles (51) and passes defended (6). Also tallied a career-high 4 tackles on special teams
- Logged single-game career highs in tackles (10) and passes defended (3) at NYG (11/6/16)
- Made his first NFL start at Dal. (10/30/16)

## COLLEGE HIGHLIGHTS

- Started 28 of 48 games at Florida (20 at cornerback, two at slot corner and his final six appearances at free safety). Recorded 133 tackles (4 for a loss) and 3 INTs, one of which he returned for a touchdown, during his collegiate tenure. Also finished his career ranked 11th in school history with 21 pass deflections
- Played both right cornerback and safety as a senior in 2013, recording a career-high 52 tackles, two tackles for loss and seven passes defended. Was also the recipient of the Gators' Gene Elleson Community Service Award

## TRANSACTIONS

- 2014** Drafted by PHI in 4th round (101st overall)  
*Signed 4-year contract*
- 9/5/15** Waived by PHI
- 9/8/15** Signed by BUF to the practice squad
- 11/27/15** Signed by PHI from the BUF practice squad

## THREE STEP DROP

**Hobbies: Reading, fishing, bowling**

**If he could play another sport: Baseball, outfielder, Miami Marlins**

**Three favorite throwback jerseys:  
Donovan McNabb, Philadelphia Eagles  
Deion Sanders, Atlanta Falcons  
Charles Woodson, Michigan**

**What he would do if not playing football:  
Attending graduate school**

**Biggest pet peeve:  
People chewing loudly**

**Best player he has faced:  
Odell Beckham Jr.**

**First job: Worked at the Boys & Girls  
Club as a sophomore in high school**

**Favorite athlete as a kid:  
Donovan McNabb**

**Favorite movie: *Warrior***

**If he could be a superhero: Thor**

# S JAYLEN WATKINS 26



## WATKINS' CAREER STATISTICS

Year	Team	GP/S	TACKLES					PASS DEFENSE					FUMBLES			DEF SNAPS		ST		
			Total	Solo	Asst	TFL	Sacks	Int	Yds	Lg	TD	PD	Hur	FF	FR	Yds	No		Pct	No
2014	Philadelphia	4/0	3	3	0	0.0	0.0	0	0	--	0	1	0	0	0	0	0	30	3%	1
2015	Philadelphia	4/0	3	2	1	0.0	0.0	0	0	--	0	3	0	0	0	0	83	7%	3	
2016	Philadelphia	16/4	51	34	17	1.0	0.0	0	0	--	0	6	2	0	0	0	388	38%	4	
<b>Totals</b>		<b>24/4</b>	<b>57</b>	<b>39</b>	<b>18</b>	<b>1.0</b>	<b>0.0</b>	<b>0</b>	<b>0</b>	<b>--</b>	<b>0</b>	<b>10</b>	<b>2</b>	<b>0</b>	<b>0</b>	<b>0</b>	<b>---</b>	<b>---</b>	<b>8</b>	



## CAPE CORAL HALL OF FAME

Before moving on to play at the University of Florida, Jaylen Watkins was a standout quarterback and wide receiver at Cape Coral (FL) High School. A 2010 graduate, Watkins returned to Cape Coral H.S. during the Eagles' 2016 bye week and was inducted into the school's Hall of Fame. During the game, Watkins had his No. 7 jersey retired and helped out on the Seahawks' sideline, as his alma mater defeated Ida Baker 46-36.



## BROTHERLY LOVE

Watkins' younger brother, Sammy, was a first-round draft pick of the Buffalo Bills in 2014. Prior to their college games, the brothers would send each other words of encouragement. Sammy would never leave his room to head to the stadium until he texted Jaylen, "Play today like it's your last game." Jaylen always responded with "Play hard and be safe." The two brothers were reunited as teammates in 2015, when Jaylen signed to the Bills practice squad and spent nearly three months with Buffalo until he was re-signed by the Eagles.

## LEE COUNTY LEGENDS

Lee County, FL (which houses Cape Coral and Fort Myers) has turned out a plethora of NFL talent, including Deion Sanders, Jevon Kearse and the Watkins brothers. "It was crazy for our hometown when Sammy and I got selected. We've had a lot of guys get drafted recently, but obviously not two brothers. Fort Myers isn't the biggest town, but it's put together a nice little bit of history on the football field. We had a few other guys selected [in 2015] with Tre Boston going to Carolina and Aaron Lynch heading to San Francisco."

## BIRDSEED

Watkins is the son of Brandy Green and Samuel Watkins III. Brandy is a second-grade teacher and Samuel is a truck driver. Watkins' brother, Sammy, plays for the Buffalo Bills. His cousin, Jeremy Ware, was selected by the Oakland Raiders in the seventh round of the 2010 NFL Draft.

Watkins recently married his long-time girlfriend Gerraka Lewis. The two met when Watkins was playing Pop Warner football and they both attended Cape Coral (FL) High School and the University of Florida.

Watkins, who earned his degree from Florida in family, youth and community science, played quarterback, wide receiver and defensive back in high school. As a senior in 2009, he passed for 1,230 yards and 13 TDs and rushing for 928 yards with 10 TDs. He also racked up 29 receptions for 461 yards and 5 TDs.

Watkins also ran track at Cape Coral and advanced to the Class-4A Track Championships in the 4x100 relay.



@jwat14



@jwat14

# S JAYLEN WATKINS 26



## 2016 GAME-BY-GAME STATISTICS

Date	Opp	GP/S	Tot	Solo	Sk	Int	PD	FF	FR	Snaps	Pct
Sep 11	Cle	W 1/0	0	0	0.0	0	0	0	0	1	2%
Sep 19	at Chi	W 1/0	0	0	0.0	0	0	0	0	0	0%
Sep 25	Pit	W 1/0	0	0	0.0	0	1	0	0	3	5%
Oct 9	at Det	L 1/0	1	0	0.0	0	0	0	0	11	18%
Oct 16	at Was	L 1/0	0	0	0.0	0	0	0	0	1	1%
Oct 23	Min	W 1/0	7	5	0.0	0	1	10	0	46	61%
Oct 30	at Dal	L 1/1	1	1	0.0	0	0	0	0	15	19%
Nov 6	at NYG	L 1/1	10	7	0.0	0	3	0	0	61	95%
Nov 13	Atl	W 1/0	1	0	0.0	0	0	0	0	33	66%
Nov 20	at Sea	L 1/0	4	4	0.0	0	0	0	0	36	54%
Nov 28	GB	L 1/0	9	6	0.0	0	0	0	0	58	82%
Dec 4	at Cin	L 1/0	7	6	0.0	0	1	0	0	39	61%
Dec 11	Was	L 1/1	1	0	0.0	0	0	0	0	2	4%
Dec 18	at Bal	L 1/1	5	2	0.0	0	0	0	0	38	66%
Dec 22	NYG	W 1/0	5	3	0.0	0	0	0	0	37	42%
Jan 1	Dal	W 1/0	0	0	0.0	0	0	0	0	7	13%
<b>Totals</b>		<b>16/4</b>	<b>51</b>	<b>34</b>	<b>0.0</b>	<b>0</b>	<b>6</b>	<b>0</b>	<b>0</b>	<b>388</b>	<b>38%</b>

## 2015 GAME-BY-GAME STATISTICS

Date	Opp	GP/S	Tot	Solo	Sk	Int	PD	FF	FR	Snaps	Pct
SIGNED BY EAGLES FROM BILLS PRACTICE SQUAD (11/27)											
Dec 6	at NE	W 1/0	0	0	0.0	0	0	0	0	3	3%
Dec 13	Buf	W 1/0	0	0	0.0	0	0	0	0	0	0%
Dec 20	Ari	L 1/0	1	1	0.0	0	2	0	0	49	64%
Dec 26	Was	L 1/0	2	1	0.0	0	1	0	0	31	41%
Jan 3	at NYG	W 0/0	INACTIVE (SHIN)								
<b>Totals</b>		<b>4/0</b>	<b>3</b>	<b>2</b>	<b>0.0</b>	<b>0</b>	<b>3</b>	<b>0</b>	<b>0</b>	<b>83</b>	<b>7%</b>

## 2014 GAME-BY-GAME STATISTICS

Date	Opp	GP/S	Tot	Solo	Sk	Int	PD	FF	FR	Snaps	Pct
Sep 7	Jax	W 0/0	INACTIVE (HAMSTRING)								
Sep 15	at Ind	W 0/0	INACTIVE								
Sep 21	Was	W 1/0	0	0	0.0	0	0	0	0	0	0%
Sep 28	at SF	L 0/0	INACTIVE								
Oct 5	StL	W 0/0	INACTIVE								
Oct 12	NYG	W 1/0	0	0	0.0	0	0	0	0	0	0%
Oct 26	at Ari	L 0/0	INACTIVE								
Nov 2	at Hou	W 1/0	0	0	0.0	0	0	0	0	0	0%
Nov 10	Car	W 0/0	INACTIVE								
Nov 16	at GB	L 0/0	INACTIVE								
Nov 23	Ten	W 0/0	INACTIVE								
Nov 27	at Dal	W 0/0	INACTIVE								
Dec 7	Sea	L 0/0	INACTIVE								
Dec 14	Dal	L 0/0	INACTIVE								
Dec 20	at Was	L 0/0	DID NOT PLAY								
Dec 28	at NYG	W 1/0	3	3	0.0	0	1	0	0	30	38%
<b>Totals</b>		<b>4/0</b>	<b>3</b>	<b>3</b>	<b>0.0</b>	<b>0</b>	<b>1</b>	<b>0</b>	<b>0</b>	<b>30</b>	<b>3%</b>

## CAREER HIGHS

<b>Total Tackles</b>	10	11/6/16 at NYG
<b>Solo Tackles</b>	7	11/6/16 at NYG
<b>PDs</b>	3	11/6/16 at NYG



# QB CARSON WENTZ 11



**6-5 | 237**  2nd Year  
**BORN: Dec. 30, 1992 (Age 24)**

**Bismarck,  
North Dakota**



**Century  
High School**



**North Dakota State**  
D1-16 (2nd overall)  
by Philadelphia



Originally selected by the Eagles with the 2nd-overall pick in the 2016 NFL Draft, **Carson Wentz** established a franchise and all-time rookie record with 379 completions in his debut season. Wentz also threw for the 4th-most yards (3,782) in Eagles single-season history, trailing only **Donovan McNabb** in 2008 (3,916) and 2004 (3,875) and **Randall Cunningham** in 1988 (3,808).

## MOST COMPLETIONS EAGLES SINGLE-SEASON HISTORY

<b>Carson Wentz (2016)</b>	<b>379</b>
<b>Sam Bradford (2015)</b>	<b>346</b>
<b>Donovan McNabb (2008)</b>	<b>345</b>

## NFL ROOKIE HISTORY

<b>Carson Wentz (2016)</b>	<b>379</b>
<b>Sam Bradford (2010)</b>	<b>354</b>
<b>Derek Carr (2014)</b>	<b>348</b>

## MOST PASSING YARDS EAGLES SINGLE-SEASON HISTORY

<b>3,916</b>	<b>Donovan McNabb (2008)</b>
<b>3,875</b>	<b>Donovan McNabb (2004)</b>
<b>3,808</b>	<b>Randall Cunningham (1988)</b>
<b>3,782</b>	<b>Carson Wentz (2016)</b>

## CAREER HIGHLIGHTS

### 2016 - PHILADELPHIA EAGLES (16/16)

- Set a franchise and NFL rookie record with 379 completions
- Also posted Eagles rookie records in pass attempts (607), passing yards (3,782), completion percentage (62.4%), passing TDs (16) and passer rating (79.3)
- Produced the 4th-most passing yards (3,782) in Eagles single-season history, behind **Donovan McNabb** in 2008 (3,916) and 2004 (3,875) and **Randall Cunningham** in 1988 (3,808)
- His 3,782 passing yards were the 4th-highest total in NFL rookie history, trailing only **Andrew Luck** in 2012 (4,374), **Cam Newton** in 2011 (4,051) and **Jameis Winston** in 2015 (4,042)
- Became the first Eagles QB to start all 16 regular-season games since **Donovan McNabb** in 2008

## THREE STEP DROP

**Hobbies:** Hunting, going to lakes, relaxing with friends and spending time with his golden retrievers (Henley & Jersey)

**Bucket list:** Hunting in Alaska

**First job:** Umpired youth baseball games

**If he could play another sport, what position:** Baseball, either as a closing pitcher or third baseman

**Favorite TV show:** *Friday Night Lights*

**Favorite movie:** *The Dark Knight Rises*

**Favorite music:** Country (Jason Aldean)

**Three favorite throwback jerseys:**  
**Walter Payton, Chicago Bears;**  
**Brett Favre, Minnesota Vikings;**  
**Roger Maris, New York Yankees**




## CARSON WENTZ A01 FOUNDATION

In July 2017, Wentz launched the **Carson Wentz A01 Foundation**, a nonprofit with a mission to “demonstrate the love of God by providing opportunities and support for the less fortunate and those in need.” The foundation focuses on three main objectives that reflect some of Wentz’s deepest passions in life - his faith, his enthusiasm for the outdoors and his avid love for dogs.

- **Service dogs:** To support youth in the Philadelphia area by providing service dogs to assist with their development and quality of life
- **Hunting and outdoor opportunities:** To provide hunting and outdoor opportunities for individuals with physical challenges, the underserved and military veterans living in the Midwest
- **Underprivileged youth:** To care for and provide food, shelter and educational opportunities for underprivileged youth living abroad

“A01” stands for “*Audience of One*,” which is a motto that helps shape Wentz’s life. “It means living for the Lord as my audience, trying to glorify everything. It’s a good reminder for me every day.”

For more information on the Carson Wentz A01 Foundation, please visit: [www.A01foundation.org](http://www.A01foundation.org).




## MISSION OF HOPE

In May 2017, Wentz traveled to Port-au-Prince, Haiti, with **Mission of Hope**, a Christian organization that seeks transformative change for the people of Haiti. During the weekend-long mission, Wentz embraced a whole new culture while sharing his faith, playing with kids and helping paint homes in the community. The trip moved Wentz so much that he is already planning on going back.

“It was very eye-opening to see how much need there really is, and how they’re lacking so many things materialistically. But emotionally and mentally, it was one of the most joyful communities. It was one of the most joyful things I’ve seen.”

I think the biggest thing I learned about myself was life isn’t all about stuff. Going there and seeing it gave me an entirely different perspective just because they don’t have much at all.”



## MAN’S BEST FRIEND

Wentz has been a dog lover ever since getting his golden retriever, Henley, when he was in college at North Dakota State. Henley gave birth to eight puppies in November 2016. In total, nine golden retrievers lived in Wentz’s home for more than a month before he gave seven away to family and friends. Wentz kept one puppy and named him Jersey.

“I love dogs and being around them and getting to work with Jersey and train him to hopefully be a really good hunting dog. It’s a fun process getting away from everything else going on in life and just getting to spend time with them.”

## THE GUNSLINGER

Even though he grew up a Minnesota Vikings fan, Wentz idolized Green Bay Packers legend Brett Favre. “I loved watching Favre play. I loved his gunslinger mentality and just the way he had fun. He was fun to watch and he played the game and enjoyed it. I think he played it the right way.”

## FAMILY TIES

Wentz, who was born in Raleigh, NC, is the son of Doug Wentz and Cathy Anhalt. His father, Doug, played linebacker at Northern State University in Aberdeen, SD. His brother, Zach, was a four-year starting pitcher and infielder at North Dakota State, and his cousin, Conner, is currently a tight end for the Bison.



# QB CARSON WENTZ 11



## WENTZ'S CAREER STATISTICS

Year	Team	GP/S	PASSING										RUSHING					OFF SNAPS	
			Att	Cmp	Pct	Yds	Y/A	TD	Int	Lg	Sk/Yd	Rate	Att	Yds	Avg	Lg	TD	No	Pct
2016	Philadelphia	16/16	607	379	62.4	3782	6.2	16	14	73t	33/213	79.3	46	150	3.3	17	2	1127	99%
<b>Totals</b>		<b>16/16</b>	<b>607</b>	<b>379</b>	<b>62.4</b>	<b>3782</b>	<b>6.2</b>	<b>16</b>	<b>14</b>	<b>73t</b>	<b>33/213</b>	<b>79.3</b>	<b>46</b>	<b>150</b>	<b>3.3</b>	<b>17</b>	<b>2</b>	---	---

## ADDITIONAL CAREER STATISTICS

**Fumbles/Lost:** 14/3 **Receptions:** 1 for 7 yards on 12/4/16 at Cin.

## 2016 GAME-BY-GAME STATISTICS

Date	Opp	GP/S	PASSING										RUSHING					SNAPS		
			Att	Cmp	Pct	Yds	Y/A	TD	Int	Lg	Sk/Yd	Rat	Att	Yds	Avg	Lg	TD	No	Pct	
Sep 11	Cle	W	1/1	37	22	59.5	278	7.5	2	0	35t	2/8	101.0	2	1	0.5	1	0	77	100%
Sep 19	at Chi	W	1/1	34	21	61.8	190	5.6	1	0	32	2/10	86.6	6	10	1.7	7	0	72	100%
Sep 25	Pit	W	1/1	31	23	74.2	301	9.7	2	0	73t	0/0	125.9	1	10	10.0	10	0	65	100%
Oct 9	at Det	L	1/1	33	25	75.8	238	7.2	2	1	27	3/8	102.8	2	14	7.0	10	0	61	100%
Oct 16	at Was	L	1/1	22	11	50.0	179	8.1	0	0	54	5/34	77.7	2	2	1.0	3	0	52	100%
Oct 23	Min	W	1/1	28	16	57.1	138	4.9	1	2	27	0/0	52.4	5	6	1.2	6	0	58	100%
Oct 30	at Dal	L	1/1	43	32	74.4	202	4.7	1	0	14	3/8	91.4	1	-3	-3.0	-3	0	78	100%
Nov 6	at NYG	L	1/1	47	27	57.4	364	7.7	0	2	58	2/17	64.5	4	-4	-1.0	3	0	75	100%
Nov 13	Atl	W	1/1	36	25	69.4	231	6.4	0	0	20	2/10	86.7	4	10	2.5	13	0	79	100%
Nov 20	at Sea	L	1/1	45	23	51.1	218	4.8	2	2	26	2/23	61.2	1	2	2.0	2	0	80	100%
Nov 28	GB	L	1/1	36	24	66.7	254	7.1	0	1	24	4/43	75.5	4	33	8.3	17	1	59	100%
Dec 4	at Cin	L	1/1	60	36	60.0	308	5.1	1	3	41	1/2	58.2	3	16	5.3	10	0	80	100%
Dec 11	Was	L	1/1	46	32	69.6	314	6.8	1	1	29	4/26	86.7	2	5	2.5	3	0	78	100%
Dec 18	at Bal	L	1/1	42	22	52.4	170	4.1	0	1	24	1/11	52.7	4	8	2.0	5	1	87	100%
Dec 22	NYG	W	1/1	24	13	54.2	152	6.3	1	1	40t	0/0	70.1	4	27	6.8	11	0	50	89%
Jan 1	Dal	W	1/1	43	27	62.8	245	5.7	2	0	20t	2/13	93.7	1	13	13.0	13	0	76	100%
<b>Totals</b>		<b>16/16</b>	<b>607</b>	<b>379</b>	<b>62.4</b>	<b>3782</b>	<b>6.2</b>	<b>16</b>	<b>14</b>	<b>73t</b>	<b>33/213</b>	<b>79.3</b>	<b>46</b>	<b>150</b>	<b>3.3</b>	<b>17</b>	<b>2</b>	<b>1127</b>	<b>99%</b>	



## CAREER HIGHS

<b>Pass Attempts</b>	60	12/4/16 at Cin.
<b>Completions</b>	36	12/4/16 at Cin.
<b>Passing Yards</b>	364	11/6/16 vs. NYG
<b>Yards/Attempt</b>	9.7	9/25/16 vs. Pit.
<b>Passing Long</b>	73t	9/25/16 vs. Pit.
<b>Passing TDs</b>	2	4x, last: 11/20/16 at Sea.
<b>Completion %</b>	75.8	10/9/16 at Det.
<b>Passer Rating</b>	125.9	9/25/16 vs. Pit.
<b>Rush Attempts</b>	6	9/19/16 at Chi.
<b>Rushing Yards</b>	33	11/28/16 vs. GB
<b>Rushing Long</b>	17	11/28/16 vs. GB
<b>Rushing TDs</b>	1	2x, last: 12/18/16 at Bal.

## CAREER HIGHLIGHTS (Continued)

- Attempted 134 consecutive passes without an INT from 9/11-10/9/16, marking the 3rd-longest streak to begin a career in NFL history, trailing only **Dak Prescott** (176, 9/11-10/16/16) and **Tom Brady** (162, 11/23/00-10/28/01)
- Earned **NFL Rookie of the Week** accolades after registering a career-high 75.8% (25-of-33) completion percentage along with 238 yards and 2 TDs at Det. (10/9/16)
- Named **NFL Offensive Rookie of the Month** for September 2016 after completing 66-of-102 (64.7%) passes for 769 yards, 5 TDs, 0 INTs and a 103.8 passer rating. Became the first player in team history to earn the award
- Garnered **NFC Offensive Player of the Week** and **NFL Rookie of the Week** honors after going 23-of-31 (72.4%) for 301 yards, 2 TDs and a franchise-rookie-record 125.9 passer rating in the 34-3 win vs. Pit. (9/25/16). Became the first Eagles rookie to be named NFC Offensive Player of the Week since **Charlie Garner** in 1994
- Selected as **NFL Rookie of the Week** after completing 22-of-37 (59.5%) passes for 278 yards, 2 TDs and a 101.0 passer rating in his debut vs. Cle. (9/11/16). His 278 yards were the most ever by an Eagles rookie in their first career start

# QB CARSON WENTZ 11



Eagles Executive Vice President of Football Operations Howie Roseman on Carson Wentz's character

“

When you talk about Carson, you're talking about a blue-collar quarterback. This guy has incredible work ethic. He's got incredible passion. He fits into this city, into the personality of this city, and you see that when he plays.

”

## 300+ YARD GAMES (4)

Date	Opponent	Yards
11/6/16	at New York Giants (L, 23-28)	364
12/11/16	vs. Washington Redskins (L, 22-27)	314
12/4/16	at Cincinnati Bengals (L, 14-32)	308
9/25/16	vs. Pittsburgh Steelers (W, 34-3)	301

## 100+ RATING GAMES (3)

Date	Opponent	Rating
9/25/16	vs. Pittsburgh Steelers (W, 34-3)	125.9
10/9/16	at Detroit Lions (L, 23-24)	102.8
9/11/16	vs. Cleveland Browns (W, 29-10)	101.0



## CAREER HIGHLIGHTS (Continued)

- Became the first Eagles rookie QB to start in a season opener since **Davey O'Brien** in 1939 and the first to play on opening day since **Randall Cunningham** in 1985
- Named the Eagles starting QB just eight days before the season opener after the team traded **Sam Bradford** to the Vikings on 9/3/16 in exchange for a 1st-round pick in 2017 (DE **Derek Barnett**) and a 4th-round pick in 2018

## NOTES TO KNOW

- Selected by the Eagles with the No. 2-overall pick in the 2016 NFL Draft, becoming the franchise's highest-drafted player since **Donovan McNabb** in 1999 (also 2nd overall)
- Only five QBs have been chosen by Philadelphia in the 1st round: Wentz, **Donovan McNabb** (1999), **John Reaves** (1972), **Frank Tripucka** (1949) and **Davey O'Brien** (1939)
- Since 1971, only seven non-FBS QBs have been 1st-round picks: Wentz (North Dakota State, 2nd, 2016), **Joe Flacco** (Delaware, 18th, 2008), **Steve McNair** (Alcorn State, 3rd, 1995), **Ken O'Brien** (UC Davis, 24th, 1983), **Phil Simms** (Morehead State, 7th, 1979), **Doug Williams** (Grambling State, 17th, 1978), **Dan Pastorini** (Santa Clara, 3rd, 1971)

## COLLEGE HIGHLIGHTS

- A member of five straight NCAA Division I FCS national championship teams (2011-15) at North Dakota State, including two as a starter in 2014 and 2015
- Captained the Bison to a 20-3 overall record (.870 winning percentage) in games that he started. Finished 3rd in school history in career passing yards (5,115), passing TDs (45), completions (392), completion percentage (64.1%) and passer efficiency rating (153.9)

- Started the first six games of his senior year in 2015, but sustained a wrist injury and missed the following eight contests. Returned to practice in December and was cleared to play in the national championship game. Led North Dakota State to a 37-10 victory over Jacksonville State
- Earned the starting job as a junior in 2014 and opened all 16 games under center for the Bison. Led North Dakota State to a 15-1 season that culminated with a 29-27 defeat of Illinois State in the national championship game. Produced three fourth-quarter comebacks in the playoffs
- Posted a career year in 2014, setting single-season school records in passing yards (3,111), pass attempts (358) and completions (228), while throwing 25 TDs against 10 INTs

## TRANSACTIONS

- 2016** Drafted by PHI in 1st round (2nd overall)  
Signed 4-year contract

# C/G STEFEN WISNIEWSKI 61



**6-3 | 305**  **6th Year**  
**BORN: March 22, 1989 (Age 28)**

**Pittsburgh,  
Pennsylvania**



**Central Catholic  
High School**



**Penn State**  
**D2-11 (48th overall)**  
**by Oakland**  
**Acquired: FA (Jax) 2016**

## THREE STEP DROP

**Biggest influence: His father, Leo, who also played at Penn State and was selected by the Baltimore Colts in the 1982 NFL Draft**

**First jersey: His uncle, Steve, who was an eight-time Pro Bowler and two-time All-Pro selection at guard with the L.A. Rams and Oakland Raiders (1989-2001)**


**Best player he has faced: Dontari Poe**

**Best part of playing offensive line: "It's the strongest community and it's a genuine unit. There's a real camaraderie on the offensive line."**

**Most challenging aspect of the o-line: "It's an unnatural position. When you pass block, you're moving backward trying to stop someone coming at you at full force. It takes a lot of training."**

**Position he'd like to play: Defensive end**

Originally a 2nd-round draft pick of the Oakland Raiders in 2011, **Stefen Wisniewski** (pronounced STEF-in wiz-NEW-skee) originally signed with the Eagles as a free agent during the 2016 offseason and re-signed with the club in 2017 on a three-year deal. The versatile lineman out of Penn State played in all 16 games for the Eagles in 2016 and made 6 starts at LG.



## CAREER HIGHLIGHTS

- Has played in 93 NFL games with 83 starts during his six-year career. Versatility has allowed him start 21 games at LG and 62 games at C
- Proved to be a key reserve on the Eagles offensive line in his first season with the club in 2016. Played in all 16 games and made 6 starts at LG. Made his first start of the season at LG at NYG (11/6/16), marking the first time he started a game at the guard position since his rookie year in 2011
- In 2015, started all 16 games at center for the Jacksonville Jaguars and helped protect second-year QB **Blake Bortles**, who set career highs in completions (355), passing yards (4,428) and TD passes (35)
- Despite suffering a torn labrum in 2014, battled through the injury to start all 16 games at center for the Raiders and allowed just 1.5 sacks on the season. Protected Raiders QB **Derek Carr** as the rookie posted the second-most completions (348) and the fifth-most passing touchdowns (21) by a rookie in NFL history
- After playing left guard as a rookie, made the transition to center during the 2012 offseason and started 15 games at the position for the Raiders after missing the season opener with a calf injury
- Started all 16 games at left guard for Oakland as a rookie and was named to the *Pro Football Weekly* All-Rookie Team. Was a part of an offensive line that surrendered a single-season franchise-low 25 sacks, marking the third-lowest total in the league

# C/G STEFEN WISNIEWSKI 61



## FOOTBALL IS FAMILY

Stefen's father, Leo Wisniewski (pictured left), was selected by the Baltimore Colts with the 1st pick in the 2nd round of the 1982 NFL Draft (28th overall) and played NT in the league for three seasons (1982-1984). Leo played in 36 games for the Colts and compiled 14.5 sacks, including a career-high 7 in 1984, the first year the Colts played in Indianapolis. Like Stefen, Leo played collegiately at Penn State where he earned three letters for the Nittany Lions and served as a team captain as a senior in 1981.

The NFL ties do not stop with Stefen's father, as his uncle, Steve Wisniewski (pictured right), was an eight-time Pro Bowler and two-time first-team all-pro as a guard for the Raiders from 1989-1991. Seven years after his older brother Leo was selected with the 1st pick of the 2nd round, Steve also became the 1st pick of the 2nd round (29th overall) when he was selected by the Dallas Cowboys in the 1989 NFL Draft. Cowboys rookie head coach Jimmy Johnson immediately traded Steve to the Raiders in exchange for 2nd-round, 3rd-round and 5th-round selections, one of which (2nd round, 39th overall) he used to select current FOX analyst and former FB Daryl Johnston. Like brother Leo and nephew Stefen, Steve played collegiately at Penn State. Steve is pictured below playing in the 1998 Pro Bowl.

## HOMeward BOUND

After signing with the Eagles in the 2016 offseason, Wisniewski returns to his home state of Pennsylvania, where he spent the majority of his early football career. A native of Pittsburgh, PA, he was a two-time 1st-team all-state selection at Central Catholic (PA) High School. Wisniewski went on to play collegiately at Penn State, where he earned four letters for the Nittany Lions and was named first-team All-American as a senior in 2010.

## BIRDSEED

A native of Pittsburgh, PA, Wisniewski played for coach Terry Trotten at Central Catholic (PA) High School, where he was a two-time first-team all-state selection. In addition to playing football, Wisniewski also lettered on the school's wrestling team and was a member of the National Honor Society. Wisniewski compiled a perfect 4.0 GPA twice at Penn State. He is the son of Leo and Cindy Wisniewski and has one sister, Sarah.

## COLLEGE HIGHLIGHTS

- Earned four letters for the Penn State Nittany Lions and became the first student-athlete in school history to be named an ESPN Academic All-American three times (2008-2010). Appeared in 46 games with 39 starts
- Started all 13 games at right guard as a senior in 2010 and was named a first-team All-American
- Made the switch from guard to center for the 2009 season and started every game for the Nittany Lions, playing 905 snaps and earning first-team All-Big Ten recognition from the coaches and media. Also earned third-team All-American honors from *Collegefootballnews.com*
- Played in eight games with one start at right guard as a true freshman in 2007 and became the first true freshman to start a game on the Penn State offensive line since 1999. Was just one of two true freshmen to see action during the season and was named to *The Sporting News* Freshman All-Big Ten team

## TRANSACTIONS

- 2011** Drafted by OAK in 2nd round  
Signed 4-year contract
- 4/19/15** Signed by JAX to a 1-year contract
- 4/4/16** Signed by PHI to a 1-year contract
- 3/10/17** Agreed to terms with PHI on a 3-year contract

WISNIEWSKI'S CAREER SERVICE						
			STARTS		OFF SNAPS	
Year	Team	GP/S	LG	C	No	Pct
2011	Oakland	16/16	15	1	---	---
2012	Oakland	15/15	0	15	1008	93%
2013	Oakland	14/14	0	14	904	87%
2014	Oakland	16/16	0	16	1013	98%
2015	Jacksonville	16/16	0	16	1058	100%
2016	Philadelphia	16/6	6	0	607	54%
<b>Totals</b>		<b>93/83</b>	<b>21</b>	<b>62</b>	<b>---</b>	<b>---</b>

# 2016 REGULAR SEASON STATISTICS



<b>Record: 7-9</b>					
<b>Head Coach: Doug Pederson</b>					
9/11	W	29-10	Cleveland	69,596	
9/19	W	29-14	at Chicago	62,268	
9/25	W	34-3	Pittsburgh	69,596	
10/9	L	23-24	at Detroit	58,047	
10/16	L	20-27	at Washington	78,934	
10/23	W	21-10	Minnesota	69,596	
10/30	L	23-29	at Dallas (OT)	93,103	
11/06	L	23-28	at N.Y. Giants	80,309	
11/13	W	24-15	Atlanta	69,596	
11/20	L	15-26	at Seattle	69,190	
11/28	L	13-27	Green Bay	69,596	
12/4	L	14-32	at Cincinnati	55,456	
12/11	L	22-27	Washington	69,596	
12/18	L	26-27	at Baltimore	71,223	
12/22	W	24-19	N.Y. Giants	69,596	
1/1	W	27-13	Dallas	69,596	

TEAM STATS	EAGLES	OPP
<b>Total First Downs</b>	<b>333</b>	<b>300</b>
Rushing	114	89
Passing	192	177
Penalty	27	34
3rd Down: Made/Att	85/224	82/205
3rd Down Pct.	37.9%	40.0%
4th Down: Made/Att	13/27	8/18
4th Down Pct.	48.1%	44.4%
<b>Possession Avg.</b>	<b>32:16</b>	<b>27:44</b>
<b>Total Net Yards</b>	<b>5398</b>	<b>5484</b>
Avg. Per Game	337.4	342.8
Total Plays	1080	978
Avg. Per Play	5.0	5.6
<b>Net Yards Rushing</b>	<b>1813</b>	<b>1652</b>
Avg. Per Game	113.3	103.3
Total Rushes	438	391
<b>Net Yards Passing</b>	<b>3585</b>	<b>3832</b>
Avg. Per Game	224.1	239.5
Sacked/Yards Lost	33/213	34/207
Gross Yards	3798	4039
Attempts/Completions	609/380	553/333
Completion Pct.	62.4%	60.2%
Had Intercepted	14	16
<b>Punts/Average</b>	<b>63/45.8</b>	<b>62/46.3</b>
<b>Net Punting Avg.</b>	<b>40.7</b>	<b>41.1</b>
<b>Penalties/Yards</b>	<b>113/945</b>	<b>99/837</b>
<b>Fumbles/Ball Lost</b>	<b>24/6</b>	<b>24/10</b>
<b>Touchdowns</b>	<b>37</b>	<b>36</b>
Rushing	16	10
Passing	16	25
Returns	5	1

Score By Period	Q1	Q2	Q3	Q4	OT	Pts.
<b>Team</b>	56	119	94	98	0	367
<b>Opponents</b>	78	120	59	68	6	331

Rushing	No.	Yds	Avg.	Lg.	TD
R.Mathews	155	661	4.3	30	8
D.Sproles	94	438	4.7	25t	2
W.Smallwood	77	312	4.1	19	1
C.Wentz	46	150	3.3	17	2
K.Barner	27	129	4.8	19	2
B.Marshall	19	64	3.4	12	0
T.Watson	9	28	3.1	8	1
N.Agholor	5	14	2.8	5	0
J.Huff	3	10	3.3	10	0
B.Treggs	2	7	3.5	4	0
D.Jones	1	0	0.0	0	0
<b>Team</b>	<b>438</b>	<b>1813</b>	<b>4.1</b>	<b>30</b>	<b>16</b>
<b>Opponents</b>	<b>391</b>	<b>1652</b>	<b>4.2</b>	<b>72t</b>	<b>10</b>

Receiving	No.	Yds	Avg.	Lg.	TD
Z.Ertz	78	816	10.5	30	4
J.Mathews	73	804	11.0	54	3
D.Sproles	52	427	8.2	73t	2
T.Burton	37	327	8.8	32	1
D.Green-Beckham	36	392	10.9	26	2
N.Agholor	36	365	10.1	40t	2
B.Celek	14	155	11.1	24	0
R.Mathews	13	115	8.8	27	1
J.Huff	13	72	5.5	14	1
P.Turner	9	126	14.0	41	0
W.Smallwood	6	55	9.2	18	0
K.Barner	5	42	8.4	15	0
B.Treggs	3	80	26.7	58	0
B.Marshall	3	10	3.3	7	0
C.Wentz	1	7	7.0	7	0
T.Watson	1	5	5.0	5	0
<b>Team</b>	<b>380</b>	<b>3798</b>	<b>10.0</b>	<b>73t</b>	<b>16</b>
<b>Opponents</b>	<b>333</b>	<b>4039</b>	<b>12.1</b>	<b>80t</b>	<b>25</b>

Interceptions	No.	Yds	Avg.	Lg.	TD
J.Hicks	5	41	8.2	34	0
M.Jenkins	3	98	32.7	64t	2
R.McLeod	3	5	1.7	5	0
L.McKelvin	2	29	14.5	29t	1
N.Bradham	1	28	28.0	28	0
T.Brooks	1	6	6.0	6	0
N.Carroll	1	0	0.0	0	0
<b>Team</b>	<b>16</b>	<b>207</b>	<b>12.9</b>	<b>64t</b>	<b>3</b>
<b>Opponents</b>	<b>14</b>	<b>126</b>	<b>9.0</b>	<b>47</b>	<b>0</b>

**Sacks**  
 F. Cox 6.5, B. Graham 5.5, C. Barwin 5.0, V. Curry 2.5, B. Logan 2.5, M. Smith 2.5, N. Bradham 2.0, D. Vaeso 2.0, J.Hicks 1.0, M. Jenkins 1.0, R. McLeod 1.0, S. Means 1.0, Team Sacks 1.0, B. Allen 0.5, **Team: 34, Opponents: 33**

**Fumbles**  
**Lost: C. Wentz 3, R. Mathews 2, W. Smallwood 1, Total: 6**  
**Opp. Recoveries: B. Allen 1, N. Bradham 1, R. Brooks 1, T. Burton 1, F. Cox 1, B. Graham 1, J. Hicks 1, M. Jenkins 1, M. Kendricks 1, B. Logan 1, Total: 10**

Passing	Att.	Cmp.	Yds.	Cmp.%	Yds./Att.	TD	TD%	Int.	Int.%	Lg	Sack	Lost	Rat.
C.Wentz	607	379	3782	62.4%	6.2	16	2.6%	14	2.3%	73t	33	213	79.3
C.Daniel	1	1	16	100.0%	16.0	0	0.0%	0	0.0%	16	0	0	118.8
J.Huff	1	0	0	0.0%	0.0	0	0.0%	0	0.0%	0	0	0	39.6
<b>Team</b>	<b>609</b>	<b>380</b>	<b>3798</b>	<b>62.4%</b>	<b>6.2</b>	<b>16</b>	<b>2.6%</b>	<b>14</b>	<b>2.3%</b>	<b>73t</b>	<b>33</b>	<b>213</b>	<b>79.2</b>
<b>Opponents</b>	<b>553</b>	<b>333</b>	<b>4039</b>	<b>60.2%</b>	<b>7.3</b>	<b>25</b>	<b>4.5%</b>	<b>16</b>	<b>2.9%</b>	<b>80t</b>	<b>34</b>	<b>207</b>	<b>85.7</b>

Scoring	TD	Ru.	Rec.	Ret.	PAT	FG	2pt.	Saf.	Pts.
C.Sturgis	0	0	0	0	30/31	35/41	0	0	135
R.Mathews	9	8	1	0	--	--	2	0	58
Z.Ertz	4	0	4	0	--	--	0	0	24
D.Sproles	4	2	2	0	--	--	0	0	24
J.Mathews	3	0	3	0	--	--	0	0	18
N.Agholor	2	0	2	0	--	--	1	0	14
C.Wentz	2	2	0	0	--	--	1	0	14
K.Barner	2	2	0	0	--	--	0	0	12
D.Green-Beckham	2	0	2	0	--	--	0	0	12
J.Huff	2	0	1	1	--	--	0	0	12
M.Jenkins	2	0	0	2	--	--	0	0	12
W.Smallwood	2	1	0	1	--	--	0	0	12
T.Burton	1	0	1	0	--	--	0	0	6
L.McKelvin	1	0	0	1	--	--	0	0	6
T.Watson	1	1	0	0	--	--	0	0	6
<b>Team</b>	<b>37</b>	<b>16</b>	<b>16</b>	<b>5</b>	<b>30/31</b>	<b>35/41</b>	<b>4</b>	<b>1</b>	<b>367</b>
<b>Opponents</b>	<b>36</b>	<b>10</b>	<b>25</b>	<b>1</b>	<b>31/34</b>	<b>28/33</b>	<b>0</b>	<b>0</b>	<b>331</b>

**2-Pt. Conversions:** Team 4/6, Opponents: 0/1

**Field Goals (Game-by-Game)**  
**Sturgis:** [46WR, 22G, 38G] [25G, 29G, 53G] [29G, 38G] [50G, 33G, 49G] [38G, 28G] [35G, 21G] [30G, 55G, 34G] [34G, 40B, 26G, 38G] [44WR, 29G, 55SH, 25G, 48G] [48G, 50G] [51RU] [45G, 36G, 41G] [45G, 34G, 27G, 29G] [41G] [22G, 49WL, 33G]  
**Opps:** [35G] [31LU] [36B, 40G] [29G] [32G, 50G] [48G] [38G, 23G, 49G] [38G, 43G, 53WR, 46G] [21G, 35G, 44WR] [33G, 32G] [32G, 33G, 26G, 38G] [38LU] [53G, 47G] [35G, 35G, 29G, 41G] [49G, 23G]

Field Goals	1-19	20-29	30-39	40-49	50+
C.Sturgis	0/0	12/12	12/12	7/11	4/6
<b>Team</b>	<b>0/0</b>	<b>12/12</b>	<b>12/12</b>	<b>7/11</b>	<b>4/6</b>
<b>Opponents</b>	<b>0/0</b>	<b>6/6</b>	<b>12/15</b>	<b>8/9</b>	<b>2/3</b>

Punting	No.	Yds.	Avg.	Net	TB	In20	Lg.	Blk.
D.Jones	63	2888	45.8	40.7	6	21	72	0
<b>Team</b>	<b>63</b>	<b>2888</b>	<b>45.8</b>	<b>40.7</b>	<b>6</b>	<b>21</b>	<b>72</b>	<b>0</b>
<b>Opponents</b>	<b>62</b>	<b>2873</b>	<b>46.3</b>	<b>41.1</b>	<b>4</b>	<b>18</b>	<b>66</b>	<b>1</b>

Punt Returns	Ret.	FC	Yds.	Avg.	Lg.	TD
D.Sproles	17	13	224	13.2	66	0
K.Barner	2	0	22	11.0	22	0
<b>Team</b>	<b>19</b>	<b>13</b>	<b>246</b>	<b>12.9</b>	<b>66</b>	<b>0</b>
<b>Opponents</b>	<b>25</b>	<b>15</b>	<b>202</b>	<b>8.1</b>	<b>65t</b>	<b>1</b>

Kick Returns	No.	Yds.	Avg.	Lg.	TD
K.Barner	9	277	30.8	61	0
W.Smallwood	9	261	29.0	86t	1
J.Huff	7	252	36.0	98t	1
N.Agholor	5	92	18.4	27	0
B.Marshall	2	36	18.0	23	0
D.Sproles	1	19	19.0	19	0
P.Turner	1	11	11.0	11	0
Z.Ertz	1	8	8.0	8	0
<b>Team</b>	<b>35</b>	<b>956</b>	<b>27.3</b>	<b>98t</b>	<b>2</b>
<b>Opponents</b>	<b>38</b>	<b>712</b>	<b>18.7</b>	<b>34</b>	<b>0</b>

# 2016 REG. SEASON DEFENSIVE STATS



## DEFENSIVE STATISTICS

Player	Total	Solo	Asst.	TFL	Sacks	Hur.	INT	KD	FF	FR
McLeod	117	78	39	3	1.0	1	3	10	1	0
Jenkins	114	82	32	5	1.0	3	3	13	0	1
Bradham	99	67	32	7	2.0	2	1	5	2	1
Hicks	95	68	27	4	1.0	4	5	6	0	1
Mills	67	55	12	0	0.0	0	0	10	0	0
Graham	64	50	14	14	5.5	30	0	1	2	1
Carroll	63	48	15	2	0.0	0	1	14	1	0
McKelvin	53	43	10	0	0.0	0	2	20	0	0
Cox	53	34	19	10	6.5	21	0	4	1	1
Watkins	51	34	17	1	0.0	2	0	6	0	0
Barwin	41	25	16	4	5.0	11	0	2	1	0
Logan	33	20	13	5	2.5	9	0	0	2	1
Allen	32	19	13	4	0.5	7	0	0	0	1
Kendricks	29	24	5	2	0.0	3	0	1	0	1
Curry	27	19	8	6	2.5	10	0	0	0	0
Vaeao	19	11	8	1	2.0	3	0	0	1	0
R. Brooks	18	11	7	0	0.0	0	0	2	0	1
M. Smith	16	9	7	3	2.5	4	0	0	0	0
Tulloch	9	6	3	0	0.0	0	0	0	0	0
Means	4	3	1	0	1.0	0	0	0	1	0
Grugier-Hill	1	1	0	1	0.0	0	0	0	0	0
T. Brooks	0	0	0	0	0.0	0	1	1	0	0
TEAM	--	--	--	--	1.0	--	--	--	--	--
<b>Totals</b>	<b>1005</b>	<b>707</b>	<b>298</b>	<b>72</b>	<b>34.0</b>	<b>110</b>	<b>16</b>	<b>95</b>	<b>12</b>	<b>9</b>

\*Tackle totals already factor in sacks and TFLs

## INDIVIDUAL SINGLE-GAME BESTS

<b>TACKLES</b>	17 by <b>McLeod</b> at Was. (10/16)
<b>TACKLES FOR LOSS</b>	4 players tied with 2
2 by <b>Bradham</b> at Det. (10/9); 2 by <b>Graham</b> at Chi. (9/19), at Det. (10/9), at Cin. (12/4) and vs. Dal. (1/1); 2 by <b>Hicks</b> at Was. (10/16); 2 by <b>Logan</b> at Det. (10/9) and at Bal. (12/18)	
<b>SACKS</b>	2.0 by <b>Cox</b> vs. Pit. (9/25)
<b>PASSES DEFENSED</b>	6 by <b>McKelvin</b> at Dal. (10/30)
<b>INTERCEPTIONS</b>	2 by <b>Hicks</b> vs. Dal. (1/1)
2 by <b>Jenkins</b> vs. NYG (12/22)	
<b>FORCED FUMBLES</b>	11 players tied with 1
1 by <b>Barwin</b> vs. Min. (10/23); 1 by <b>Bradham</b> at Cin. (12/4) and at Bal. (12/18); 1 by <b>T. Brooks</b> at Dal. (10/30) and vs. NYG (12/22); 1 by <b>Burton</b> at Bal. (12/18); 1 by <b>Carroll</b> vs. Dal. (1/1); 1 by <b>Cox</b> vs. Pit. (9/25); 1 by <b>Graham</b> vs. Cle. (9/11) and vs. Min. (10/23); 1 by <b>Logan</b> at Chi. (9/19) and at Cin. (12/4); 1 by <b>McLeod</b> vs. Min. (10/23); 1 by <b>Means</b> vs. Min. (10/23); 1 by <b>Vaeao</b> at Chi. (9/19)	
<b>FUMBLE RECOVERIES</b>	10 players tied with 1
1 by <b>Allen</b> vs. Min. (10/23); 1 by <b>Bradham</b> at Det. (10/9); 1 by <b>R. Brooks</b> at Chi. (9/19); 1 by <b>Burton</b> vs. Min (10/23); 1 by <b>Cox</b> at Bal. (12/18); 1 by <b>Graham</b> vs. Pit. (9/29); 1 by <b>Hicks</b> at Chi. (9/19); 1 by <b>Jenkins</b> vs. Min. (10/23); 1 by <b>Kendricks</b> at Cin. (12/4); 1 by <b>Logan</b> at Cin. (12/4)	
<b>SPECIAL TEAMS TACKLES</b>	3 by <b>Goode</b> at NYG (11/6)
3 by <b>Maragos</b> at Was. (10/16)	

### SACKS (34)

Fletcher Cox	6.5
Brandon Graham	5.5
Connor Barwin	5.0
Vinny Curry	2.5
Bennie Logan	2.5
Marcus Smith	2.5
Nigel Bradham	2.0
Destiny Vaeao	2.0
Jordan Hicks	1.0
Malcolm Jenkins	1.0
Rodney McLeod	1.0
Steven Means	1.0
Team Sacks	1.0
Beau Allen	0.5

### FUMBLE RECOVERIES (9)

Beau Allen	1
Nigel Bradham	1
Ron Brooks	1
Fletcher Cox	1
Brandon Graham	1
Jordan Hicks	1
Malcolm Jenkins	1
Mychal Kendricks	1
Bennie Logan	1

### INTERCEPTIONS (16)

Jordan Hicks	5
Malcolm Jenkins	3
Rodney McLeod	3
Leodis McKelvin	2
Nigel Bradham	1
Terrence Brooks	1
Nolan Carroll	1

### FORCED FUMBLES (12)

Nigel Bradham	2
Brandon Graham	2
Bennie Logan	2
Connor Barwin	1
Nolan Carroll	1
Fletcher Cox	1
Rodney McLeod	1
Steven Means	1
Destiny Vaeao	1

### ST FORCED FUMBLES (3)

Terrence Brooks	2
Trey Burton	1

### ST FUMBLE RECOVERIES (1)

Trey Burton	1
-------------	---

### SPECIAL TEAMS TACKLES (86)

Chris Maragos	13
Najee Goode	12
Mychal Kendricks	9
Trey Burton	7
Bryan Braman	6
Terrence Brooks	5
Kamu Grugier-Hill	5
Rodney McLeod	5
Marcus Smith	4
Jaylen Watkins	4
Nigel Bradham	3
Josh Huff	3
Malcolm Jenkins	3
Wendell Smallwood	3
C.J. Smith	2
Ron Brooks	1
Jon Dorenbos	1

### SPECIAL TEAMS SNAPS

Braman	362	82%	Sproles	62	14%
Maragos	361	82%	Huff	61	14%
Goode	292	66%	Tobin	59	13%
Burton	274	62%	Bradham	58	13%
Watkins	230	52%	Logan	56	13%
Grugier-Hill	187	43%	Barwin	46	10%
M. Smith	179	41%	Barbre	44	10%
Celek	170	39%	Means	38	9%
T. Brooks	165	38%	McKelvin	37	8%
Sturgis	161	37%	Seumalo	36	8%
Jenkins	145	33%	Johnson	33	8%
Allen	142	32%	R. Brooks	33	8%
Jones	139	32%	Vaitai	32	7%
Ertz	137	31%	Lovato	24	5%
Smallwood	134	30%	Agholor	20	5%
Kendricks	121	28%	Marshall	18	4%
Dorenbos	111	25%	Andrews	12	3%
Barner	99	23%	Vaeao	12	3%
Carroll	97	22%	Grymes	9	2%
McLeod	84	19%	Turner	9	2%
Mills	80	18%	Kelce	8	2%
Graham	75	17%	Cox	5	1%
Wisniewski	74	17%	Watson	5	1%
C. Smith	72	16%	Gordon	4	1%
Hicks	72	16%	Matthews	2	0%
Curry	68	15%	Treggs	1	0%
B. Brooks	66	15%			



# 2016 REGULAR SEASON STATISTICS



## RED ZONE

Team	Total	TD	FG	MFG	Dwn.	Fbl.	INT	Clk.	Pnt.	TD%	Score%
EAGLES	55	27	22	0	3	1	1	1	256	49.1	89.1
Opponents	51	23	19	2	2	1	3	1	216	45.1	82.4

## GOAL-TO-GO

Team	Total	TD	FG	MFG	Dwn.	Fbl.	INT	Clk.	Pnt.	TD%	Score%
EAGLES	28	21	5	0	1	0	1	0	163	75.0	92.9
Opponents	19	14	3	0	0	0	2	0	106	73.7	89.5

## EAGLES WEEKLY NFL RANKINGS

Week	OFFENSE			DEFENSE		
	Rush	Pass	Total	Rush	Pass	Total
Week 1	8th	12th	7th	23rd	5th	5th
Week 2	10th	24th	21st	10th	5th	4th
Week 3	10th	17th	13th	2nd	8th	4th
Week 4	9th	18th	13th	3rd	6th	3rd
Week 5	10th	20th	12th	3rd	6th	2nd
Week 6	8th	26th	21st	18th	4th	6th
Week 7	17th	29th	28th	14th	5th	5th
Week 8	17th	29th	28th	20th	5th	8th
Week 9	17th	28th	26th	18th	6th	7th
Week 10	8th	26th	17th	13th	7th	6th
Week 11	T-6th	25th	19th	19th	9th	8th
Week 12	8th	27th	20th	17th	11th	8th
Week 13	10th	23rd	20th	16th	13th	11th
Week 14	15th	T-21st	18th	15th	13th	12th
Week 15	9th	24th	20th	17th	12th	12th
Week 16	10th	25th	21st	19th	18th	18th
Week 17	11th	24th	22nd	15th	13th	13th

## MOST FIRST DOWNS EARNED

Player	Rush	Rec.	Total
Ryan Mathews	38	7	45
Zach Ertz	-	42	42
Darren Sproles	22	19	41
Jordan Matthews	-	38	38
D. Green-Beckham	-	25	25
Wendell Smallwood	20	1	21
Trey Burton	-	20	20
Nelson Agholor	-	15	15
Carson Wentz	15	-	15
Kenjon Barner	9	3	12
Brent Celek	-	8	8
Byron Marshall	5	1	6
Paul Turner	-	6	6
Josh Huff	1	4	5
Bryce Treggs	2	3	5
Terrell Watson	2	-	2

## LONGEST DRIVES

	EAGLES	OPPONENTS
<b>MOST PLAYS:</b>	<b>17</b> at Bal. (12/18) 17-59-7:42 Field Goal	<b>17</b> vs. GB (11/28) 17-82-8:21 Field Goal
<b>MOST YARDS:</b>	<b>89</b> vs. Dal. (1/1) 10-89-4:22 Touchdown	<b>93</b> at Cin. (12/4) 12-93-3:07 Touchdown
<b>MOST TIME:</b>	<b>8:18</b> vs. Dal. (1/1) 14-79-8:18 Field Goal	<b>8:21</b> vs. GB (11/28) 17-82-8:21 Field Goal

## LONGEST TOUCHDOWN DRIVES

	EAGLES	OPPONENTS
<b>MOST PLAYS:</b>	<b>15</b> at Cin. (12/4) 15-61-6:04	<b>13</b> 2x, vs. GB (11/28) 13-75-6:28
<b>MOST YARDS:</b>	<b>89</b> vs. Dal. (1/1) 10-89-4:22	<b>93</b> at Cin. (12/4) 12-93-3:07
<b>MOST TIME:</b>	<b>7:35</b> at Sea. (11/20) 13-68-7:35	<b>7:13</b> at Det. (10/9) 12-75-7:13

## REPLAY CHALLENGES

	Challenges	No. Overturned
EAGLES	11	7
Opponents	1	1

## PENALTY BREAKDOWN

Type of Penalty (Yards Lost)	Phi.	Opp.
<b>Total Penalties</b>	113 (945)	99 (837)
<b>Offensive</b>	59 (422)	43 (327)
<b>Defensive</b>	44 (439)	41 (377)
<b>Special Teams</b>	10 (84)	15 (133)
<b>First Downs Given Up by Penalty</b>	34	27



# 2016 THIRD-DOWN & DRIVE EFFICIENCY



EAGLES THIRD-AND...												
Date	Opponent	1	2	3	4	5	6	7	8	9	10+	Total
9/11	Cle	2-2	0-0	0-0	1-4	1-2	0-0	0-0	0-0	1-1	0-6	5-15
9/19	at Chi	0-0	0-0	0-1	0-2	1-1	0-1	1-2	0-0	1-2	0-6	3-15
9/25	Pit	0-0	0-0	0-0	0-2	0-0	0-0	1-1	1-2	0-1	2-4	4-10
10/9	at Det	0-0	2-3	0-0	1-1	0-2	1-1	0-0	1-2	0-0	0-2	5-11
10/16	at Was	0-0	1-1	0-0	1-2	0-0	0-1	0-0	0-0	1-3	1-5	4-12
10/23	Min	0-0	0-1	0-0	2-2	1-2	0-0	0-0	0-0	1-3	0-3	4-11
10/30	at Dal	1-2	0-1	1-1	2-3	0-0	1-2	0-0	0-1	1-1	0-4	6-15
11/6	at NYG	2-2	0-0	1-1	0-1	0-1	0-1	0-0	0-1	0-3	0-5	3-15
11/13	Atl	0-2	1-1	1-1	1-2	1-1	0-0	0-0	1-2	0-1	0-4	5-14
11/20	at Sea	2-3	0-2	1-1	1-1	1-1	0-1	1-1	0-0	0-1	0-5	6-16
11/28	GB	1-1	0-0	1-1	1-2	0-0	1-1	0-0	0-1	1-1	0-4	5-11
12/4	at Cin	1-2	0-0	0-2	2-2	0-1	0-0	1-2	2-2	1-3	1-3	8-17
12/11	Was	1-1	2-4	1-4	0-0	1-2	1-1	1-1	0-0	1-1	1-4	9-18
12/18	at Bal	1-2	1-1	3-4	1-1	0-0	1-2	0-1	1-2	0-1	0-4	8-18
12/22	NYG	1-1	1-1	0-2	0-0	1-2	0-1	0-1	0-2	0-0	1-2	4-12
1/1	Dal	1-1	0-0	2-3	1-3	0-1	0-0	0-1	0-0	0-2	2-3	6-14
<b>Totals:</b>		<b>13-19</b>	<b>8-15</b>	<b>11-21</b>	<b>14-28</b>	<b>7-16</b>	<b>5-12</b>	<b>5-10</b>	<b>6-15</b>	<b>8-24</b>	<b>8-64</b>	<b>85-224</b>
		<b>68.4</b>	<b>53.3</b>	<b>52.4</b>	<b>50.0</b>	<b>43.8</b>	<b>41.7</b>	<b>50.0</b>	<b>40.0</b>	<b>33.3</b>	<b>12.5</b>	<b>37.9</b>

OPPONENTS THIRD-AND...												
Date	Opponent	1	2	3	4	5	6	7	8	9	10+	Total
9/11	Cle	0-0	0-0	0-0	0-0	0-1	0-0	0-2	2-2	0-1	0-4	2-10
9/19	at Chi	3-4	0-1	0-0	0-0	1-2	0-1	0-0	0-1	0-0	0-1	4-10
9/25	Pit	0-0	1-1	0-0	1-2	0-1	2-2	0-1	0-0	0-0	0-4	4-11
10/9	at Det	0-0	0-0	0-0	2-2	0-1	0-0	0-1	0-0	0-0	1-5	3-9
10/16	at Was	1-1	0-2	0-0	0-0	2-2	0-0	2-2	1-2	1-1	0-3	7-13
10/23	Min	1-2	3-3	1-2	0-1	0-0	0-1	0-0	0-0	2-3	2-7	9-19
10/30	at Dal	1-2	0-0	0-0	0-0	2-5	0-0	0-0	0-1	1-2	0-4	4-14
11/6	at NYG	1-1	0-1	0-0	2-5	0-1	0-0	0-1	0-0	0-0	1-4	4-13
11/13	Atl	0-0	0-0	0-0	2-2	0-0	0-0	0-1	0-1	0-0	0-7	2-11
11/20	at Sea	0-0	0-0	1-2	0-1	1-2	0-1	0-0	0-0	0-0	3-9	5-15
11/28	GB	3-3	2-2	0-1	1-1	1-1	0-0	1-1	0-0	0-0	2-5	10-14
12/4	at Cin	0-0	1-2	0-0	0-1	1-2	0-0	1-1	1-1	1-3	2-4	7-14
12/11	Was	2-3	0-1	0-0	0-0	0-0	0-2	0-0	0-1	0-0	0-0	2-7
12/18	at Bal	0-0	0-0	0-0	1-1	1-1	1-2	0-1	1-1	0-0	0-5	4-11
12/22	NYG	1-1	2-2	2-3	1-2	0-3	2-3	1-1	0-1	0-3	1-3	10-22
1/1	Dal	1-1	1-2	0-0	0-0	0-2	1-1	0-1	0-0	1-1	1-4	5-12
<b>Totals:</b>		<b>14-18</b>	<b>10-17</b>	<b>4-8</b>	<b>10-18</b>	<b>9-24</b>	<b>6-13</b>	<b>5-13</b>	<b>5-11</b>	<b>6-14</b>	<b>13-69</b>	<b>82-205</b>
		<b>77.8</b>	<b>58.8</b>	<b>50.0</b>	<b>55.6</b>	<b>37.5</b>	<b>46.2</b>	<b>38.5</b>	<b>45.5</b>	<b>42.9</b>	<b>18.8</b>	<b>40.0</b>

# 2016 THIRD-DOWN & DRIVE EFFICIENCY



EAGLES GAME-BY-GAME DRIVES															
Date	Opponent	Quarterback	Drives	Drives Ended By...									Points Yielded	Points Per Drive	Drive Efficiency
				TD	FG	MFG	Punt	Down	INT	FUM	Safety	Clock			
9/11	Cle	Wentz	12	3	2	1	6	0	0	0	0	0	27	2.25	41.7
9/19	at Chi	Wentz	12	3	3	0	5	0	0	0	0	1	29	2.42	50.0
9/25	Pit	Wentz	10	4	2	0	4	0	0	0	0	0	34	3.40	60.0
10/9	at Det	Wentz	9	2	3	0	2	0	1	1	0	0	23	2.56	55.6
10/16	at Was	Wentz	9	0	2	0	6	0	0	0	0	1	6	0.67	22.2
10/23	Min	Wentz	12	1	2	0	4	0	2	2	0	1	13	1.08	25.0
10/30	at Dal	Wentz	12	2	3	0	6	0	0	1	0	0	23	1.92	41.7
11/6	at NYG	Wentz	15	2	3	1	3	3	2	0	0	1	23	1.53	33.3
11/13	Atl	Wentz	12	2	3	2	2	1	0	1	0	1	24	2.00	41.7
11/20	at Sea	Wentz	13	2	0	0	7	2	2	0	0	0	15	1.15	15.4
11/28	GB	Wentz	7	1	2	0	2	1	1	0	0	0	13	1.86	42.9
12/4	at Cin	Wentz	11	2	0	1	3	1	3	0	0	1	14	1.27	18.2
12/11	Was	Wentz	9	1	3	0	2	1	1	1	0	0	16	1.78	44.4
12/18	at Bal	Wentz	12	2	4	0	2	2	1	0	0	1	26	2.17	50.0
12/22	NYG	Wentz	11	2	1	0	5	0	1	0	0	2	17	1.55	27.3
		Wentz/Daniel	1	0	0	0	0	1	0	0	0	0	0	0.00	0.00
1/1	Dal	Wentz	11	3	2	1	4	1	0	0	0	0	27	2.45	45.5
Totals:		Wentz	177	32	35	6	63	12	14	6	0	9	330	1.86	37.9
		Wentz/Daniel	1	0	0	0	0	1	0	0	0	0	0	0.00	0.00
		TEAM	178	32	35	6	63	13	14	6	0	9	330	1.85	37.6

OPPONENTS GAME-BY-GAME DRIVES															
Date	Opponent	Quarterback	Drives	Drives Ended By...									Points Yielded	Points Per Drive	Drive Efficiency
				TD	FG	MFG	Punt	Down	INT	FUM	Safety	Clock			
9/11	Cle	Griffin III	13	1	1	0	5	2	1	0	1	2	10	0.77	15.4
9/19	at Chi	Cutler	9	1	0	1	4	0	1	1	0	1	7	0.77	11.1
		Hoyer	2	0	0	0	0	1	0	1	0	0	0	0.00	0.0
9/25	Pit	Roethlisberger	11	0	1	1	3	2	1	1	0	2	3	0.27	9.1
10/9	at Det	Stafford	9	3	1	0	3	0	0	1	0	1	24	2.67	44.4
10/16	at Was	Cousins	11	3	2	0	4	0	1	0	0	1	27	2.45	45.5
10/23	Min	Bradford	12	1	1	0	4	2	1	2	0	1	10	0.83	16.7
10/30	at Dal	Prescott	13	3	3	0	5	0	1	0	0	1	29	2.20	46.2
11/6	at NYG	Manning	15	4	0	0	7	1	2	0	0	1	28	1.87	26.7
11/13	Atl	Ryan	12	1	3	1	4	1	1	0	0	1	15	1.25	33.3
11/20	at Sea	Wilson	14	3	2	1	6	0	0	0	0	2	26	1.86	35.7
11/28	GB	Rodgers	8	3	2	0	1	0	0	0	0	2	27	3.38	62.5
12/4	at Cin	Dalton	11	3	4	0	1	0	0	2	0	1	32	2.90	63.6
12/11	Was	Cousins	11	4	0	1	3	0	1	0	0	2	27	2.45	36.4
12/18	at Bal	Flacco	12	3	2	0	4	0	1	1	0	1	27	2.25	41.7
12/22	NYG	Manning	12	1	4	0	3	1	3	0	0	0	19	1.58	41.7
1/1	Dal	Sanchez	9	0	1	0	4	0	2	0	0	2	3	0.33	11.1
		Prescott	2	0	1	0	1	0	0	0	0	0	3	1.50	50.0
		Romo	1	1	0	0	0	0	0	0	0	0	7	7.00	100.00
Totals:		TEAM	187	35	28	5	62	10	16	9	1	21	324	1.73	33.7

# 2016 TAKEAWAY BREAKDOWN



## TAKEAWAYS

Date	Opponent	Turnover	Starting L.O.S.	Point of Turnover	Resulting L.O.S	Quarter	Result (Points)
9/11	Cle	R.McLeod INT (R.Griffin III)	PHI 28	PHI 16	PHI 21	2	Field Goal (3)
9/19	at Chi	J.Hicks FR (D.Vaeao FF of J.Cutler)	PHI 43	PHI 48	PHI 47	3	Punt (0)
		N.Bradham INT (J.Cutler)	CHI 24	CHI 30	CHI 2	3	Touchdown (6)
		R.Brooks FR (B.Logan FF of J.Langford)	CHI 47	CHI 47	CHI 46	4	Touchdown (7)
9/25	Pit	B.Graham FR (F.Cox FF of B.Roethlisberger)	PHI 46	PIT 47	PIT 41	3	Touchdown (7)
		R.McLeod INT (B.Roethlisberger)	50	End Zone	PHI 20 (TB)	4	Punt (0)
10/9	at Det	N.Bradham FR (M.Stafford fumble)	DET 12	DET 7	DET 16	3	Field Goal (3)
10/16	at Was	+M.Jenkins INT (K.Cousins)	PHI 38	PHI 36	---	2	Touchdown (7)
10/23	Min	*R.McLeod INT (S.Bradford)	PHI 6	End Zone	PHI 20 (TB)	1	Fumble (0)
		*M.Jenkins FR (C.Barwin FF of S.Bradford)	PHI 17	PHI 25	PHI 39	1	Interception (0)
		B.Allen FR (R.McLeod FF of S.Bradford)	PHI 31	PHI 41	PHI 48	2	Field Goal (3)
		ST-T.Burton FR (M.Sherels fumble on PR)	PHI 9	50	MIN 49	4	Field Goal (3)
10/30	at Dal	*J.Hicks INT (D.Prescott)	PHI 7	End Zone	PHI 20 (TB)	2	Field Goal (3)
11/6	at NYG	N.Carroll INT (E.Manning)	PHI 45	PHI 40	PHI 40	4	Punt (0)
		J.Hicks INT (E.Manning)	NYG 29	NYG 37	PHI 34	4	Downs (0)
11/13	Atl	L.McKelvin INT (M.Ryan)	ATL 41	PHI 48	PHI 48	4	Clock (0)
11/20	at Sea	None					
11/28	GB	None					
12/4	at Cin	B. Logan FR (B.Logan FF of R.Burkhead)	CIN 47	PHI 44	PHI 41	4	Interception (0)
		M.Kendricks FR (N.Bradham FF of J.Fisher)	PHI 42	PHI 30	PHI 44	4	Interception (0)
12/11	Was	+L.McKelvin INT (K.Cousins)	WAS 20	WAS 29	---	4	Touchdown (6)
12/18	at Bal	F.Cox FR (N.Bradham FF of J.Flacco)	BAL 13	BAL 6	BAL 8	2	Touchdown (8)
		*J.Hicks INT (J.Flacco)	PHI 11	PHI 6	PHI 40	4	Field Goal (3)
12/22	NYG	+M.Jenkins INT (E.Manning)	NYG 27	NYG 34	---	1	Touchdown (7)
		M.Jenkins INT (E.Manning)	NYG 37	PHI 44	PHI 44	4	Field Goal (3)
		T.Brooks INT (E.Manning)	PHI 34	PHI 5	PHI 11	4	Clock (0)
1/1	Dal	J.Hicks INT (M.Sanchez)	DAL 48	DAL 37	DAL 35	2	Downs (0)
		J.Hicks INT (M.Sanchez)	DAL 49	PHI 49	DAL 49	2	Touchdown (7)

**Totals: 26 takeaways resulting in 76 points**

**L.O.S.** - Line of scrimmage, \* - Red zone play, + - Touchdown return, **ST** - Special teams play, **(TB)** - Touchback

# 2016 GIVEAWAY BREAKDOWN



GIVEAWAYS							
Date	Opponent	Turnover	Starting L.O.S.	Point of Turnover	Resulting L.O.S	Quarter	Result (Points)
9/11	Cle	None					
9/19	at Chi	None					
9/25	Pit	None					
10/9	at Det	R.Mathews FUM (D.Slay FF, T.Walker FR)	PHI 45	PHI 41	PHI 45	4	Field Goal (3)
		C.Wentz INT (D.Slay)	PHI 25	DET 23	DET 34	4	Clock (0)
10/16	at Was	None					
10/23	Min	C.Wentz INT (A.Sendejo)	PHI 9	PHI 18	PHI 2	1	Interception (0)
		C.Wentz FUM (A.Barr FR)	PHI 39	PHI 34	PHI 17	1	Fumble (0)
		C.Wentz INT (X.Rhodes)	PHI 38	MIN 39	MIN 39	1	Punt (0)
		R.Mathews FUM (X.Rhodes FF, H.Smith FR)	MIN 47	MIN 46	MIN 44	4	Touchdown (7)
10/30	at Dal	W.Smallwood FUM (T.McClain FF, T.Crawford FR)	PHI 41	PHI 38	PHI 36	4	Field Goal (3)
11/6	at NYG	C.Wentz INT (L.Collins)	PHI 35	PHI 38	PHI 31	1	Touchdown (7)
		C.Wentz INT (A.Adams)	PHI 30	PHI 49	PHI 30	1	Touchdown (7)
11/13	Atl	C.Wentz FUM (V.Beasley FF, B.Poole FR)	ATL 43	50	ATL 48	2	Missed FG (0)
11/20	at Sea	C.Wentz INT (K.Chancellor)	50	SEA 35	SEA 40	2	Clock (0)
		C.Wentz INT (R.Sherman)	PHI 6	SEA 41	SEA 41	3	Touchdown (7)
11/28	GB	C.Wentz INT (H. Clinton-Dix)	GB 45	GB 16	GB 28	3	Field Goal (3)
12/4	at Cin	C.Wentz INT (V.Burfict)	CIN 23	CIN 20	CIN 27	3	Field Goal (3)
		C.Wentz INT (S.Williams)	CIN 46	CIN 13	CIN 14	4	Punt (0)
		C.Wentz INT (V.Burfict)	CIN 31	CIN 33	PHI 20	4	Field Goal (3)
12/11	Was	*C.Wentz INT (D.Everett)	WAS 3	End Zone	WAS 20 (TB)	1	Missed FG (0)
		*C.Wentz FUM (R.Kerrigan FF, T.Murphy FR)	WAS 14	WAS 22	WAS 34	4	Clock (0)
12/18	at Bal	C.Wentz INT (Z.Orr)	PHI 27	PHI 37	PHI 36	1	Touchdown (7)
12/22	NYG	C.Wentz INT (D.Rodgers-Cromartie)	PHI 24	NYG 38	NYG 38	2	Punt (0)
1/1	Dal	None					
<b>Totals: 20 giveaways resulting in 50 points</b>							
<b>L.O.S.</b> - Line of scrimmage, * - Red zone play, + - Touchdown return, <b>ST</b> - Special teams play, <b>(TB)</b> - Touchback							

# 2016 PLAYS OF 20+ YARDS



## WEEK 1 - EAGLES vs. BROWNS (9/11)

EAGLES: 3 pass, 0 rush

Description	Run	Pass
Carson Wentz to Nelson Agholor		35T
Carson Wentz to Jordan Matthews		28
Carson Wentz to Jordan Matthews		22

BROWNS: 2 pass, 2 rush

Description	Run	Pass
Robert Griffin III to Corey Coleman		58
Robert Griffin III to Terrelle Pryor Sr.		44
Robert Griffin III run	20	
Isaiah Crowell run	20	

## WEEK 2 - EAGLES at BEARS (9/19)

EAGLES: 2 pass, 1 rush

Description	Run	Pass
Carson Wentz to Jordan Matthews		32
Ryan Mathews run	30	
Carson Wentz to Jordan Matthews		22

BEARS: 3 pass, 0 rush

Description	Run	Pass
Jay Cutler to Alshon Jeffery		49
Jay Cutler to Eddie Royal		31
Jay Cutler to Alshon Jeffery		22

## WEEK 3 - EAGLES vs. STEELERS (9/25)

EAGLES: 4 pass, 0 rush

Description	Run	Pass
Carson Wentz to Darren Sproles		73T
Carson Wentz to Darren Sproles		40
Carson Wentz to Brent Celek		24
Carson Wentz to Brent Celek		22

STEELERS: 4 pass, 0 rush

Description	Run	Pass
Ben Roethlisberger to Sammie Coates		41
Ben Roethlisberger to Eli Rogers		32
Ben Roethlisberger to Antonio Brown		20
Ben Roethlisberger to Antonio Brown		20

## WEEK 5 - EAGLES at LIONS (10/9)

EAGLES: 4 pass, 0 rush

Description	Run	Pass
Carson Wentz to Jordan Matthews		27
Carson Wentz to Dorial Green-Beckham		26
Carson Wentz to Zach Ertz		21
Carson Wentz to Jordan Matthews		20

LIONS: 2 pass, 0 rush

Description	Run	Pass
Matthew Stafford to Golden Tate		33
Matthew Stafford to Anquan Boldin		20

## WEEK 6 - EAGLES at REDSKINS (10/16)

EAGLES: 3 pass, 1 rush

Description	Run	Pass
Carson Wentz to Jordan Matthews		54
Carson Wentz to Dorial Green-Beckham		23
Ryan Mathews run	22	
Carson Wentz to Zach Ertz		22

REDSKINS: 5 pass, 3 rush

Description	Run	Pass
Matt Jones run	57	
Robert Kelley run	45	
Kirk Cousins to Vernon Davis		37
Kirk Cousins to DeSean Jackson		35
Matt Jones run	22	
Kirk Cousins to Pierre Garcon		22
Kirk Cousins to Jamison Crowder		21
Kirk Cousins to Pierre Garcon		20

## WEEK 7 - EAGLES vs. VIKINGS (10/23)

EAGLES: 1 pass, 1 rush

Description	Run	Pass
Carson Wentz to Ryan Mathews		27
Ryan Mathews run	20	

VIKINGS: 3 pass, 1 rush

Description	Run	Pass
Matt Asiata run	29	
Sam Bradford to Adam Thielen		27
Sam Bradford to Adam Thielen		25
Sam Bradford to Kyle Rudolph		22

## WEEK 8 - EAGLES at COWBOYS (10/30)

EAGLES: 0 pass, 0 rush

Description	Run	Pass

COWBOYS: 5 pass, 1 rush

Description	Run	Pass
Dak Prescott to Dez Bryant		53
Chris Jones run	30	
Dak Prescott to Cole Beasley		24
Dak Prescott to Dez Bryant		23
Dak Prescott to Dez Bryant		22T
Dak Prescott to Ezekiel Elliott		20

# 2016 PLAYS OF 20+ YARDS



## WEEK 9 - EAGLES at GIANTS (11/6)

EAGLES: 7 pass, 0 rush

Description	Run	Pass
Carson Wentz to Bryce Treggs		58
Carson Wentz to Jordan Matthews		33
Carson Wentz to Trey Burton		32
Carson Wentz to Zach Ertz		30
Carson Wentz to Jordan Matthews		25
Carson Wentz to Nelson Agholor		23
Carson Wentz to Zach Ertz		20

GIANTS: 5 pass, 0 rush

Description	Run	Pass
Eli Manning to Victor Cruz		46
Eli Manning to Sterling Shepard		32T
Eli Manning to Roger Lewis		30T
Eli Manning to Sterling Shepard		30
Eli Manning to Odell Beckham Jr.		26T

## WEEK 10 - EAGLES vs. FALCONS (11/13)

EAGLES: 3 pass, 2 rush

Description	Run	Pass
Ryan Mathews run	21	
Carson Wentz to Ryan Mathews		20
Carson Wentz to Jordan Matthews		20
Carson Wentz to Jordan Matthews		20
Ryan Mathews run	20	

FALCONS: 4 pass, 0 rush

Description	Run	Pass
Matt Ryan to Taylor Gabriel		76T
Matt Ryan to Julio Jones		29
Matt Ryan to Julio Jones		28
Matt Ryan to Julio Jones		20

## WEEK 11 - EAGLES at SEAHAWKS (11/20)

EAGLES: 2 pass, 0 rush

Description	Run	Pass
Carson Wentz to Jordan Matthews		26
Carson Wentz to Dorial Green-Beckham		21

SEAHAWKS: 5 pass, 1 rush

Description	Run	Pass
C.J. Prosise run	72T	
Russell Wilson to Doug Baldwin		44
Russell Wilson to Jimmy Graham		35T
Russell Wilson to Doug Baldwin		34
Russell Wilson to Tyler Lockett		30
Russell Wilson to Thomas Rawls		20

## WEEK 12 - EAGLES vs. PACKERS (11/28)

EAGLES: 3 pass, 0 rush

Description	Run	Pass
Carson Wentz to Dorial Green-Beckham		24
Carson Wentz to Dorial Green-Beckham		24
Carson Wentz to Jordan Matthews		20

PACKERS: 5 pass, 0 rush

Description	Run	Pass
Aaron Rodgers to Davante Adams		50
Aaron Rodgers to Davante Adams		23
Aaron Rodgers to Jordy Nelson		22
Aaron Rodgers to Jordy Nelson		21
Aaron Rodgers to Davante Adams		20T

## WEEK 13 - EAGLES at BENGALS (12/4)

EAGLES: 2 pass, 0 rush

Description	Run	Pass
Carson Wentz to Paul Turner		41
Carson Wentz to Zach Ertz		20

BENGALS: 6 pass, 1 rush

Description	Run	Pass
Andy Dalton to Cody Core		50
Andy Dalton to Brandon LaFell		44
Andy Dalton to Tyler Boyd		36
Andy Dalton to Tyler Boyd		29
Andy Dalton to Brandon LaFell		23
Andy Dalton to Rex Burkhead		21
Jeremy Hill run	20	

## WEEK 14 - EAGLES vs. REDSKINS (12/11)

EAGLES: 1 pass, 1 rush

Description	Run	Pass
Carson Wentz to Zach Ertz		29
Ryan Mathews run	21	

REDSKINS: 3 pass, 2 rush

Description	Run	Pass
Kirk Cousins to DeSean Jackson		80T
Kirk Cousins to Jamison Crowder		33
Chris Thompson run	25T	
Robert Kelley run	22T	
Kirk Cousins to DeSean Jackson		21

## WEEK 15 - EAGLES at RAVENS (12/18)

EAGLES: 2 pass, 0 rush

Description	Run	Pass
Carson Wentz to Zach Ertz		24
Carson Wentz to Zach Ertz		24

RAVENS: 2 pass, 2 rush

Description	Run	Pass
Joe Flacco to Mike Wallace		54
Terrance West run	41	
Michael Campanaro run	39	
Joe Flacco to Steve Smith		34T

# 2016 PLAYS OF 20+ YARDS



## WEEK 16 - EAGLES vs. GIANTS (12/22)

EAGLES: 1 pass, 1 rush

Description	Run	Pass
Carson Wentz to Nelson Agholor		40T
Darren Sproles run	25T	

GIANTS: 4 pass, 1 rush

Description	Run	Pass
Eli Manning to Odell Beckham Jr.		33
Eli Manning to Odell Beckham Jr.		30
Eli Manning to Victor Cruz		29
Eli Manning to Odell Beckham Jr.		27
Paul Perkins run	20	

## WEEK 17 - EAGLES vs. COWBOYS (1/1)

EAGLES: 1 pass, 0 rush

Description	Run	Pass
Carson Wentz to Zach Ertz		20T

COWBOYS: 1 pass, 1 rush

Description	Run	Pass
Mark Sanchez to Cole Beasley		33
Darren McFadden run	24	

# THE LAST TIME ...



## TEAM

### Won in Overtime

**Eagles:** 11/8/15 - at Dal., 33-27  
**Opponent:** 10/30/16 - at Dal., 23-29

### Won by Scoring in Last Two Minutes of Regulation

**Eagles:** 9/15/14 - at Ind., 30-27 (last score at 0:00)  
**Opponent:** 12/11/16 - vs. Was., 22-27 (last score at 1:53)

### Tied Game by Scoring in the Last Two Minutes

**Eagles:** 9/15/13 - loss vs. SD (tied game at 1:51)  
**Opponent:** 11/8/15 - win at Dal., 33-27 ot (tied game at 0:02)

### Won in Prime Time

**Eagles:** 12/22/16 - vs. NYG, 24-19  
**Opponent:** 11/28/16 - vs. GB, 13-27

### Shutout

**Eagles:** 10/12/14 - vs. NYG, 27-0  
**Opponent:** 1/3/10 - at Dal., 0-24

### Won by 20-or-more Points

**Eagles:** 9/25/16 - vs. Pit., 34-3  
**Opponent:** 12/20/15 - vs. Ari., 17-40

### Won After Trailing by 20-or-More Points

**Eagles:** 12/19/10 - at NYG, 38-31 (NYG ahead 31-10 in 4th quarter)  
**Opponent:** 10/2/11 - vs. SF, 23-24 (PHI ahead 23-3 in 3rd quarter)

### Held a 28-or-More Point Lead

**Eagles:** 9/25/16 - win vs. Pit., 34-3  
**Opponent:** 12/4/16 - loss at Cin., 14-32

### Held a 21-or-More Point Lead

**Eagles:** 9/25/16 - win vs. Pit., 34-3  
**Opponent:** 12/4/16 - loss at Cin., 14-32

### Held a 17-or-More Point Lead

**Eagles:** 10/23/16 - win vs. Min., 21-10  
**Opponent:** 12/4/16 - loss at Cin., 14-32

### Scored 20-or-More Points in a Quarter

**Eagles:** 9/25/16 - win vs. Pit., 34-3 (21, 3rd Q)  
**Opponent:** 11/22/15 - loss vs. TB, 45-17 (21, 2nd Q)

### Scored 20-or-More Points in a Half

**Eagles:** 12/22/16 - win vs. NYG, 24-19 (21, 1st half)  
**Opponent:** 12/18/16 - loss at Bal., 26-27 (20, 1st half)

### Held Opponent without a Touchdown

**Eagles:** 9/25/16 - win vs. Pit., 34-3  
**Opponent:** 10/20/13 - loss vs. Dal., 17-3

### Touchdowns Scored by Offense and Defense

**Eagles:** 12/22/16 - win vs. NYG, 24-19 (2 offense, 1 defense)  
**Opponent:** 12/26/15 - loss vs. Was., 38-24 (4 offense, 1 defense)

### Touchdowns by Offense, Defense and Special Teams

**Eagles:** 12/6/15 - win at NE, 35-28 (2 offense, 1 defense, 2 ST)  
**Opponent:** 11/16/14 - loss at GB, 53-20 (4 offense, 2 defense, 1 ST)

## TEAM - Cont.

### No Turnovers

**Eagles:** 1/1/17 - win vs. Dal., 27-13  
**Opponent:** 11/28/16 - loss vs. GB, 13-27

### Touchdown Scored on First Drive

**Eagles:** 12/22/16 - win vs. NYG, 24-19  
**Opponent:** 12/18/16 - loss at Bal., 26-27

### Successful Two-Point Conversion

**Eagles:** 12/18/16 - R.Mathews run at Bal.  
**Opponent:** 12/26/15 - J.Crowder pass from K.Cousins vs. Was.

### Failed Two-Point Conversion Attempt

**Eagles:** 12/18/16 - Pass failed from C.Wentz to J.Mathews at Bal.  
**Opponent:** 12/11/16 - Pass failed from K.Cousins to J.Reed vs. Was.

## TOTAL OFFENSE

### 500-or-More Total Net Yards of Offense

**Eagles:** 10/11/15 - vs. NO (519; 186 rushing, 333 passing)  
**Opponent:** 1/3/16 - at NYG (502; 208 rushing, 294 passing)

### 400-or-More Total Net Yards of Offense

**Eagles:** 11/13/16 - vs. Atl. (429; 208 rushing, 221 passing)  
**Opponent:** 12/22/16 - vs. NYG (470; 114 rushing, 356 passing)

## RUSHING

### 300-or More Net Yards Rushing by Team

**Eagles:** 9/3/00 - at Dal. (306)  
**Opponent:** 9/25/60 - vs. Cle. (329)

### 200-or-More Net Yards Rushing by Team

**Eagles:** 11/13/16 - vs. Atl. (208)  
**Opponent:** 10/16/16 - at Was. (230)

### Individual 200-Yard Rushing Game

**Eagles:** 12/8/13 - LeSean McCoy (29-217-2TDs) vs. Det.  
**Opponent:** 11/22/15 - Doug Martin (27-235-0TDs) vs. TB

### Individual 150-Yard Rushing Game

**Eagles:** 11/27/14 - LeSean McCoy (25-159-1TD) at Dal.  
**Opponent:** 1/3/16 - Rashad Jennings (27-170-1TD) at NYG

### Individual 100-Yard Rushing Game

**Eagles:** 12/18/16 - Ryan Mathews (20-128-1TD) at Bal.  
**Opponent:** 10/16/16 - Matt Jones (16-135-1TD) at Was.

### Two 100-Yard Rushers in the Same Game

**Eagles:** 12/22/13 - L.McCoy (18-133-2TDs) & B.Brown (9-115-1TD) vs. Det.  
**Opponent:** 10/30/05 - M.Anderson (21-126-1TD) and T.Bell (14-107-2TDs) at Den.

### Consecutive 100-Yard Rushing Games

**Eagles:** 11/23/14-11/27/14 - L.McCoy (21-130-1TD) vs. Ten. & (25-159-1TD) at Dal.  
**Opponent:** 10/25/15-11/8/15 - J.Stewart (24-125-0TDs) at Car.; D.McFadden (27-117-0TDs) at Dal.



# THE LAST TIME ...



## RUSHING - Cont.

### Combined 200-Yards Rushing by Two Players

**Eagles:** 12/22/13 - 248 by L.McCoy (18-133-2TDs) & B.Brown (9-115-1TD) vs. Det.

**Opponent:** 11/20/15 - 187 by D.Johnson (29-187-3TDs) & K.Williams (6-34-0TDs) vs. Ari.

### Individual with 30-or-More Carries

**Eagles:** 9/9/13 - LeSean McCoy (31-184-1TD) at Was.

**Opponent:** 12/14/14 - DeMarco Murray (31-81-2TD) vs. Dal.

### Individual with 25-or-More Carries

**Eagles:** 11/27/14 - LeSean McCoy (25-159-1TD) at Dal.

**Opponent:** 1/3/16 - Rashad Jennings (27-170-1TD) at NYG

### Rushing Play of 80-or-More Yards

**Eagles:** 10/1/00 - 85t by Brian Mitchell vs. Atl.

**Opponent:** 11/22/15 - 84 by Doug Martin vs. TB

### Rushing Play of 60-or-More Yards

**Eagles:** 10/25/15 - 63t by Ryan Mathews at Car.

**Opponent:** 11/20/16 - 72t by C.J. Prosise at Sea.

### Rushing Play of 40-or-More Yards

**Eagles:** 1/3/16 - 54t by DeMarco Murray at NYG

**Opponent:** 12/18/16 - 41 by Terrance West at Bal.

### Individual with Three-or-More Rushing Touchdowns

**Eagles:** 12/18/11 - LeSean McCoy (18-102-3TDs) vs. NYJ

**Opponent:** 12/20/15 - David Johnson (29-187-3TDs) vs. Ari.

### Individual with Two-or-More Rushing Touchdowns

**Eagles:** 11/13/16 - Ryan Mathews (19-109-2TDs) vs. Atl.

**Opponent:** 12/20/15 - David Johnson (29-187-3TDs) vs. Ari.

## PASSING

### 400 Net Yards Passing by Team

**Eagles:** 10/26/14 - at Ari. (411)

**Opponent:** 12/28/14 - at NYG (429)

### 300 Net Yards Passing by Team

**Eagles:** 12/4/16 - at Cin. (306)

**Opponent:** 12/22/16 - vs. NYG (356)

### Individual with 50-or-More Pass Attempts

**Eagles:** 12/4/16 - Carson Wentz (60-36-308-3-1TD) at Cin.

**Opponent:** 12/22/16 - Eli Manning (63-38-356-3-1TD) vs. NYG

### Individual with 40-or-More Pass Attempts

**Eagles:** 1/1/17 - Carson Wentz (43-27-245-0-2TDs) vs. Dal.

**Opponent:** 12/22/16 - Eli Manning (63-38-356-3-1TD) vs. NYG

### Individual with 30-or-More Pass Completions

**Eagles:** 12/11/16 - Carson Wentz (46-32-314-1-1TD) vs. Was.

**Opponent:** 12/22/16 - Eli Manning (63-38-356-3-1TD) vs. NYG

### Individual with 25-or-More Pass Completions

**Eagles:** 1/1/17 - Carson Wentz (43-27-245-0-2TDs) vs. Dal.

**Opponent:** 12/22/16 - Eli Manning (63-38-356-3-1TD) vs. NYG

## PASSING - Cont.

### Individual 300-Yard Passing Game

**Eagles:** 12/11/16 - Carson Wentz (46-32-314-1-1TD) vs. Was.

**Opponent:** 12/22/16 - Eli Manning (63-38-356-3-1TD) vs. NYG

### Consecutive 300-Yard Passing Games

**Eagles:** 12/4/16 - 12/11/16 - Carson Wentz (60-36-308-3-1TD) at Cin. & (46-32-314-1-1TD) vs. Was.

**Opponent:** 11/28/16 - 12/4/16 - Aaron Rodgers (39-30-313-0-2TDs) vs. GB & Andy Dalton (31-23-332-0-2TDs) at Cin.

### Individual with Four-or-More Touchdown Passes

**Eagles:** 11/3/13 - Nick Foles (28-22-406-0-7TDs) at Oak.

**Opponent:** 11/6/16 - Eli Manning (36-22-257-2-4TDs) at NYG

### Individual with Three-or-More Touchdown Passes

**Eagles:** 10/4/15 - Sam Bradford (28-15-270-0-3TDs) at Was.

**Opponent:** 11/6/16 - Eli Manning (36-22-257-2-4TDs) at NYG

### No Sacks Allowed

**Eagles:** 12/22/16 - vs. NYG (25 attempts - Carson Wentz/Chase Daniel)

**Opponent:** 12/22/16 - vs. NYG (63 attempts - Eli Manning)

## RECEIVING

### Individual with 10-or-more Receptions

**Eagles:** 1/1/17 - Zach Ertz (13-139-2TDs) vs. Dal.

**Opponent:** 12/22/16 - Odell Beckham Jr. (11-150) vs. NYG

### Individual with 150-Yard Receiving Game

**Eagles:** 1/3/16 - Zach Ertz (9-152) at NYG

**Opponent:** 12/22/16 - Odell Beckham Jr. (11-150) vs. NYG

### Individual with 100-Yard Receiving Game

**Eagles:** 1/1/17 - Zach Ertz (13-139-2TDs) vs. Dal.

**Opponent:** 12/22/16 - Odell Beckham Jr. (11-150) vs. NYG

### Two 100-Yard Receivers in the Same Game

**Eagles:** 12/26/15 - Zach Ertz (13-122) & Jordan Matthews (6-104-1TD) vs. Was.

**Opponent:** 11/8/15 - Cole Beasley (9-112-2TDs) & Dez Bryant (5-104-1TD) at Dal.

### Consecutive 100-Yard Receiving Games

**Eagles:** 12/26/15-1/3/16 - Zach Ertz (13-122) vs. Was. & (9-152) at NYG

**Opponent:** 11/13/16-11/28/16 - Julio Jones (10-135) vs. Atl., Doug Baldwin (4-104) at Sea., Davante Adams (5-113-2TDs)

### Individual with Three-or-More TD Receptions

**Eagles:** 11/3/13 - Riley Cooper (5-139-3TDs) at Oak.

**Opponent:** 11/26/15 - Calvin Johnson (8-93-3TDs) at Det.

### Individual with Two-or-More TD Receptions

**Eagles:** 1/1/17 - Zach Ertz (13-139-2TDs) vs. Dal.

**Opponent:** 11/28/16 - Davante Adams (5-113-2TDs) vs. GB

### Pass Play of 80-or-More Yards

**Eagles:** 12/12/10 - 91t, Michael Vick to DeSean Jackson at Dal.

**Opponent:** 12/11/16 - 80t, Kirk Cousins to DeSean Jackson vs. Was.



## RECEIVING - Cont.

### Pass Play of 60-or-More Yards

**Eagles:** 9/25/16 - 73t, Carson Wentz to Darren Sproles vs. Pit.  
**Opponent:** 12/11/16 - 80t, Kirk Cousins to DeSean Jackson vs. Was.

### Pass Play of 40-or-More Yards

**Eagles:** 12/22/16 - 40t, Carson Wentz to Nelson Agholor vs. NYG  
**Opponent:** 12/18/16 - 54, Joe Flacco to Mike Wallace at Bal.

## NOTABLE OFFENSIVE COMBINATIONS

### Led Team in Rushing & Receiving Yds. in Same Game

**Eagles:** 12/30/12 - LeSean McCoy (10-45 rush, 5-61 rec.) at NYG  
**Opponent:** 12/8/13 - Joiqee Bell (23-69-1TD rush, 4-58 rec.) vs. Det.

### 100-Yard Rusher & Receiver in the Same Game

**Eagles:** 11/27/14 - LeSean McCoy (25-159-1TD rush) & Jeremy Maclin (8-108 rec.) at Dal.  
**Opponent:** 11/8/15 - Darren McFadden (27-117 rush) & Cole Beasley (9-112-2TDs rec.), Dez Bryant (5-104-1TD rec.) at Dal.

### 100-Yard Rusher, 100-Yard Receiver & 300-Yard Passer in the Same Game

**Eagles:** 9/23/07 - Brian Westbrook (14-110-2TDs rush & 5-111-1TD rec.), Kevin Curtis (11-221-3TDs rec.) & Donovan McNabb (26-21-381-0-4TDs) vs. Det.  
**Opponent:** 12/11/05 - Tiki Barber (32-124 rush), Jeremy Shockey (10-107 rec.) & Eli Manning (44-28-312-3-1TD) vs. NYG

### Individual with at Least One Rushing and Receiving Touchdown in the Same Game

**Eagles:** 9/14/15 - DeMarco Murray (8-9-1TD rush, 4-11-1TD rec.) at Atl.  
**Opponent:** 10/25/15 - Mike Tolbert (3-16-1TD rush, 1-2-1TD rec.) at Car.

### Individual with at Least One Rushing Touchdown and One Touchdown Pass in the Same Game

**Eagles:** 11/27/14 - Mark Sanchez (29-20-217-0-1TD pass, 7-28-1TD rush) at Dal.  
**Opponent:** 10/30/16 - Dak Prescott (39-19-287-1-2TDs pass, 7-38-1TD rush) at Dal.

## DEFENSE

### Held Opponent Under 200 Yards Total Offense

**Eagles:** 1/1/17 - vs. Dal. (195; 69 rushing, 126 passing)  
**Opponent:** 12/7/14 - vs. Sea. (139; 57 rushing, 82 passing)

### Held Opponent Under 300 Yards Total Offense

**Eagles:** 1/1/17 - vs. Dal. (195; 69 rushing, 126 passing)  
**Opponent:** 12/22/16 - vs. NYG (286; 118 rushing, 168 passing)

### Held Opponent Under 50 Yards Rushing

**Eagles:** 11/13/16 - vs. Atl. (48)  
**Opponent:** 12/26/15 - vs. Was. (45)

### Held Opponent Under 75 Yards Rushing

**Eagles:** 1/1/17 - vs. Dal. (69)  
**Opponent:** 12/4/16 - at Cin. (53)

## DEFENSE - Cont.

### Held Opponent Under 100 Yards Rushing

**Eagles:** 1/1/17 - vs. Dal. (69)  
**Opponent:** 12/11/16 - vs. Was. (95)

### Held Opponent Under 100 Net Yards Passing

**Eagles:** 12/13/12 - vs. Cin. (92)  
**Opponent:** 12/7/14 - vs. Sea. (82)

### Held Opponent Under 150 Net Yards Passing

**Eagles:** 1/1/17 - vs. Dal. (126)  
**Opponent:** 10/23/16 - vs. Min. (138)

### Interception Return for a Touchdown

**Eagles:** 12/22/16 - M.Jenkins, 34 yards (QB E.Manning) vs. NYG  
**Opponent:** 12/20/15 - D.Bucannon, 39 yards (QB S.Bradford) vs. Ari.

### Individual with Three-or-More Interceptions

**Eagles:** 10/16/11 - K.Coleman (3) at Was. (QB R.Grossman)  
**Opponent:** 12/2/07 - L.Tatupu (3) vs. Sea. (QB A.J. Feeley)

### Individual with Two-or-More Interceptions

**Eagles:** 1/1/17 - J.Hicks (2) vs. Dal. (QB M.Sanchez)  
**Opponent:** 12/4/16 - V.Burfict (2) at Cin. (QB C.Wentz)

### Fumble Recovered for Touchdown

**Eagles:** 1/3/16 - W.Thurmond recovered E.Manning fumble forced by C.Barwin and returned it 83 yards for a touchdown at NYG  
**Opponent:** 12/26/15 - D.Hall recovered S.Bradford fumble and returned it 17 yards for a touchdown vs. Was.

### Safety Scored

**Eagles:** 9/11/16 - R.Griffin III aborted snap. Cameron Erving credited with fumble on high snap, ball out of bounds in end zone  
**Opponent:** 11/23/08 - S.Rocca punt blocked by J.McClain out of bounds in end zone at Bal.  
 1/11/09 - Intentional grounding penalty enforced on D.McNabb in end zone (NFC-D) at NYG

### Seven-or-More Sacks by Team

**Eagles:** 11/10/14 - vs. Car. (9)  
**Opponent:** 11/5/12 - at NO (7)

### Six-or-More Sacks by Team

**Eagles:** 10/23/16 - vs. Min. (6)  
**Opponent:** 11/26/15 - at Det. (6)

### Five-or-More Sacks by Team

**Eagles:** 10/11/15 - vs. NO (5)  
**Opponent:** 10/16/16 - at Was. (5)

### Individual with Three-or More Sacks

**Eagles:** 10/11/15 - F.Cox (3.0 sacks of D.Brees) vs. NO  
**Opponent:** 12/26/15 - P.Smith (3.0 sacks of S.Bradford) vs. Was.

### Individual with Two-or More Sacks

**Eagles:** 9/25/16 - F.Cox (2.0 sacks of B.Roethlisberger) vs. Pit.  
**Opponent:** 11/13/16 - V.Beasley (2.0 sacks of C.Wentz) vs. Atl.

# THE LAST TIME ...



## SPECIAL TEAMS

### Kickoff Return for a Touchdown

**Eagles:** 10/23/16 - Josh Huff, 98 yards vs. Min.  
**Opponent:** 12/8/13 - Jeremy Ross, 98 yards vs. Det.

### Kickoff Return for a Touchdown to Start a Game

**Eagles:** 11/23/14 - Josh Huff, 107 yards vs. Ten.  
**Opponent:** 10/12/03 - Randal Williams, 37 yards at Dal.

### Punt Return for a Touchdown

**Eagles:** 12/6/15 - Darren Sproles, 83 yards at NE  
**Opponent:** 9/19/16 - Eddie Royal, 65 yards at Chi.

### Blocked Punt Recovered for Touchdown

**Eagles:** 12/6/15 - N.Goode returned R.Allen's blocked punt (blocked by C.Maragos) 24 yards at NE  
**Opponent:** 9/20/15 - K.Wilber returned D.Jones' blocked punt (blocked by D.McCray) 26 yards vs. Dal.

### Blocked Punt

**Eagles:** 1/1/17 - S.Means blocked C.Jones' punt vs. Dal.  
**Opponent:** 11/15/15 - Z.Vigil blocked D.Jones' punt vs. Mia.

### Blocked PAT

**Eagles:** 11/20/16 - B.Logan, PAT attempt by S.Hauschka at Sea.  
**Opponent:** 12/13/09 - F.Robbins, PAT attempt by D.Akers vs. NYG

### Missed (not blocked) PAT

**Eagles:** 9/19/16 - Caleb Sturgis at Chi.  
**Opponent:** 12/4/16 - Mike Nugent at Cin.

### Blocked Field Goal

**Eagles:** 9/25/16 - B.Logan, 36-yd attempt by C.Boswell vs. Pit.  
**Opponent:** 11/6/16 - J.Pierre-Paul, 40-yd attempt by C.Sturgis at NYG

## SPECIAL TEAMS - Cont.

### Blocked Field Goal returned for a TD

**Eagles:** 10/23/05 - Matt Ware, 65-yd. return after Quintin Mikell blocked a 40-yd. att. by Nate Kaeding vs. SD  
**Opponent:** 12/7/08 - Kevin Dockery, 71-yd. return after Justin Tuck blocked a 32-yd. att. by D.Akers at NYG

### Individual with Five-or More Field Goals

**Eagles:** 11/23/14 - Cody Parkey (5-6) vs. Ten.  
**Opponent:** 10/27/13 - Josh Brown (5-5) vs. NYG

### Individual with Four-or More Field Goals

**Eagles:** 12/18/16 - Caleb Sturgis (4-4) at Bal.  
**Opponent:** 12/22/16 - Robbie Gould (4-4) vs. NYG

### Successful Onsides Kick

**Eagles:** 12/30/12 - A.Henery kick recovered by B.Hughes at NYG (1st Q)  
**Opponent:** 12/6/15 - S.Gostkowski kick recovered by R.Melvin at NE (4th Q)

### Failed Onsides Kick Attempt

**Eagles:** 12/18/16 - C.Sturgis kick recovered by A.Levine at Bal. (4th Q)  
**Opponent:** 10/23/16 - B.Walsh kick out of bounds vs. Min. (4th Q)

### Touchdown off of Fake Field Goal

**Eagles:** 12/24/1989 - C.Carter 22-yard pass from R.Ruzek vs. Pho.  
**Opponent:** 12/20/1998 - Holder E.Bjornson 7-yard run at Dal.

### Touchdown off of Fake Punt

**Eagles:** 9/29/02 - B.Dawkins 57 yard pass from B.Mitchell vs. Hou.  
**Opponent:** N/A

# ALL-TIME REGULAR SEASON SERVICE



## MOST SEASONS PLAYED

Name	Seasons
1. Chuck Bednarik (1949-1962)	14
2. Brian Dawkins (1996-2008)	13
Harold Carmichael (1971-1983)	13
Frank (Bucko) Kilroy (1943-1955)	13
Vic Sears (1941-1953)	13
6. David Akers (1999-2010)	12
Jerry Sisemore (1973-1984)	12
Bobby Walston (1951-1962)	12

## MOST CONSECUTIVE GAMES PLAYED

Name	Games
1. Jon Dorenbos (2006-2016)	162
Harold Carmichael (1972-1983)	162
3. Randy Logan (1973-1983)	159
4. Bobby Walston (1951-1962)	148
5. Jon Runyan (2000-2008)	144
6. Ken Clarke (1977-1987)	139
7. Herman Edwards (1977-1985)	135
8. Frank LeMaster (1974-1982)	129
9. Sheldon Brown (2002-2009)	128
10. Jerry Sisemore (1974-1982)	127

## MOST REGULAR SEASON GAMES PLAYED

Name	Pos	Years	Seasons	GP
1. David Akers	K	1999-2010	12	188
2. Brian Dawkins	FS	1996-2008	13	183
3. Harold Carmichael	WR	1971-1983	13	180
4. Chuck Bednarik	C/LB	1949-1962	14	169
5. Tra Thomas	T	1998-2008	11	166
6. Jon Dorenbos	LS	2006-2016	11	162
<b>7. Brent Celek</b>	<b>TE</b>	<b>2007-2016</b>	<b>10</b>	<b>159</b>
Randy Logan	S	1973-1983	11	159
9. Guy Morriss	C	1973-1983	11	158
10. Jerry Sisemore	T	1973-1984	12	156
11. Trent Cole	DE/LB	2005-2014	10	155
12. Donovan McNabb	QB	1999-2009	11	148
Ken Clarke	DT	1978-1987	10	148
Bobby Walston	K/WR	1951-1962	12	148
15. Jon Runyan	T	2000-2008	9	144
16. Ron Jaworski	QB	1977-1986	10	142
17. William Thomas	LB	1991-1999	9	140
18. Andre Waters	SS	1984-1993	10	137
Wes Hopkins	FS	1983-1993	10	137
20. Herman Edwards	DB	1977-1985	9	135

## MOST GAMES PLAYED BY POSITION

Quarterbacks	Pos	Years	Seasons	GP
1. Donovan McNabb	QB	1999-2009	11	148
2. Ron Jaworski	QB	1977-1986	10	142
3. Randall Cunningham	QB	1985-1995	11	122
4. Norm Snead	QB	1964-1970	7	85
5. Sonny Jurgensen	QB	1957-1963	7	83

Offensive Linemen	Pos	Years	Seasons	GP
1. Chuck Bednarik	C/LB	1949-1962	14	169
2. Tra Thomas	T	1998-2008	11	166
3. Guy Morriss	C	1973-1983	11	158
4. Jerry Sisemore	T	1973-1984	12	156
5. Jon Runyan	T	2000-2008	9	144

WRs/TEs	Pos	Years	Seasons	GP
1. Harold Carmichael	WR	1971-1983	13	180
<b>2. Brent Celek</b>	<b>TE</b>	<b>2007-2016</b>	<b>10</b>	<b>159</b>
3. Bobby Walston	K/WR	1951-1962	12	148
4. Pete Retzlaff	E	1956-1966	11	132
5. Charles Smith	WR	1974-1981	8	118

Running Backs	Pos	Years	Seasons	GP
1. Tom Woodeshick	B	1963-1971	9	111
2. Brian Westbrook	RB	2002-2009	8	107
3. Keith Byars	RB	1986-1992	7	105
4. Wilbert Montgomery	RB	1977-1984	8	100
5. Duce Staley	RB	1997-2003	7	98

Defensive Linemen	Pos	Years	Seasons	GP
1. Trent Cole	DE/LB	2005-2014	10	155
2. Ken Clarke	DT	1978-1987	10	148
3. Vic Sears	DT	1941-1953	12	131
4. Hollis Thomas	DT	1996-2005	10	126
5. Clyde Simmons	DE	1986-1993	8	124

Linebackers	Pos	Years	Seasons	GP
1. Chuck Bednarik	C/LB	1949-1962	14	169
2. William Thomas	LB	1991-1999	9	140
3. John Bunting	LB	1972-1982	11	132
4. Frank LeMaster	LB	1974-1982	9	129
5. Seth Joyner	LB	1986-1993	8	120

Secondary	Pos	Years	Seasons	GP
1. Brian Dawkins	FS	1996-2008	13	183
2. Randy Logan	S	1973-1983	11	159
3. Andre Waters	SS	1984-1993	10	137
Wes Hopkins	FS	1983-1993	10	137
5. Herman Edwards	DB	1977-1985	9	135
6. Nate Ramsey	DB	1963-1972	10	134
7. Sheldon Brown	CB	2002-2009	8	128
8. Quintin Mikell	S	2003-2010	8	123
9. Bobby Taylor	CB	1995-2003	9	119
10. Troy Vincent	CB	1996-2003	8	118
Brenard Wilson	S	1979-1986	8	118

Kickers	Pos	Years	Seasons	GP
1. David Akers	K	1999-2010	12	188
2. Bobby Walston	K/WR	1951-1962	12	148
3. Sam Baker	K	1964-1969	6	82
4. Tony Franklin	K	1979-1983	5	73
5. Paul McFadden	K	1984-1987	4	60

Punters	Pos	Years	Seasons	GP
1. Max Runager	P	1979-83, 1989	6	72
2. Sean Landeta	P	1999-02, 2005	5	65
<b>3. Donnie Jones</b>	<b>P</b>	<b>2013-2016</b>	<b>4</b>	<b>64</b>
Sav Rocca	P	2007-2010	4	64
Jeff Feagles	P	1990-1993	4	64
Tom Hutton	P	1995-1998	4	64

# ALL-TIME REGULAR SEASON SCORING



## ALL-TIME LEADING SCORERS

Player	Years	Games	TDs	XPM	XPA	FGM	FGA	2pt	Pts
1. David Akers	1999-2010 (12)	188	0	441	447	294	357	0	1323
2. Bobby Walston (WR/K)	1951-1962 (12)	148	46	365	383	80	157	0	881
3. Sam Baker	1964-1969 (6)	82	0	205	213	90	153	0	475
4. Harold Carmichael (WR)	1971-1983 (13)	180	79	0	0	0	0	0	474
5. Steve Van Buren (B)	1944-1951 (8)	83	77	2	2	0	0	0	464
6. Tony Franklin	1979-1983 (5)	73	0	172	182	80	128	0	412
7. Brian Westbrook (RB)	2002-2009 (8)	107	68	0	0	0	0	1	410
8. Tommy McDonald (FL)	1957-1963 (7)	88	67	0	0	0	0	0	402
9. Paul McFadden	1984-1987 (4)	60	0	117	119	91	124	0	390
10. Roger Ruzek	1989-1993 (5)	58	0	139	151	81	108	0	382
11. Pete Pihos (E)	1947-1955 (9)	107	63	0	0	0	0	0	378
12. Timmy Brown (B)	1960-1967 (8)	96	62	0	0	0	0	0	372
13. Mike Quick (WR)	1982-1990 (9)	101	61	0	0	0	0	0	366
14. Wilbert Montgomery (RB)	1977-1984 (8)	100	58	0	0	0	0	0	348
15. Alex Henery	2011-2013 (3)	48	0	116	117	74	86	0	338
16. LeSean McCoy (RB)	2009-2014 (6)	90	54	0	0	0	0	1	326
17. Tom Dempsey	1971-1974 (4)	47	0	84	90	66	108	0	282
Pete Retzlaff (E)	1956-1966 (11)	132	47	0	0	0	0	0	282
19. Cliff Patton	1946-1950 (5)	52	0	160	166	28	61	0	244
20. DeSean Jackson (WR)	2008-2013 (6)	87	39	0	0	0	0	0	234

## MOST POINTS, SEASON

Player	Year	TDs	XPM	XPA	FGM	FGA	2pt	Pts
1. Cody Parkey	2014	0	54	54	32	36	0	150
2. David Akers	2008	0	45	45	33	40	0	144
3. David Akers	2010	0	47	47	32	38	0	143
4. David Akers	2009	0	43	45	32	37	0	139
<b>5. Caleb Sturgis</b>	<b>2016</b>	<b>0</b>	<b>30</b>	<b>31</b>	<b>35</b>	<b>41</b>	<b>0</b>	<b>135</b>
6. David Akers	2002	0	43	43	30	34	0	133
7. David Akers	2004	0	41	42	27	32	0	122
8. David Akers	2000	0	34	36	29	33	0	121
9. LeSean McCoy (RB)	2011	20	0	0	0	0	0	120
10. Alex Henery	2011	0	46	46	24	27	0	118

Led NFL

Led Conference

## LONGEST FIELD GOALS

PLAYER	GAME	LG
1. Tony Franklin	11/12/79 at Cowboys	59
2. David Akers	9/14/03 vs. Patriots	57
<b>3. Caleb Sturgis</b>	<b>10/30/16 at Cowboys</b>	<b>55</b>
4. Cody Parkey	10/26/14 at Cardinals	54
Tom Dempsey	12/12/71 vs. StL Cardinals	54
<b>6. Caleb Sturgis</b>	<b>9/19/16 at Bears</b>	<b>53</b>
<b>Caleb Sturgis</b>	<b>11/8/15 at Cowboys</b>	<b>53</b>
David Akers	9/30/07 at Giants	53
David Akers	10/24/99 at Dolphins	53
Roger Ruzek	12/9/90 at Dolphins	53

## ALL-TIME SCORING

TDs by rushing	1,014
TDs by reception	1,568
TDs by INT return	99
TDs by kickoff return	29
TDs by punt return	32
TDs by fumble return	75
TDs by blocked punt	11
FGs made	1,278

## MOST TOUCHDOWNS, Career

PLAYER	TDs
1. Harold Carmichael (WR)	79
2. Steve Van Buren (B)	77
3. Brian Westbrook (RB)	68
4. Tommy McDonald (FL)	67
5. Pete Pihos (E)	63
6. Timmy Brown (B)	62
7. Mike Quick (WR)	61
8. Wilbert Montgomery (RB)	58
9. LeSean McCoy (RB)	54
10. Pete Retzlaff (E)	47

## MOST FGs MADE, Career

PLAYER	FGM
1. David Akers	294
2. Paul McFadden	91
3. Sam Baker	90
4. Roger Ruzek	81
5. Tony Franklin	80
Bobby Walston (WR/K)	80
7. Alex Henery	74
8. Tom Dempsey	66
<b>9. Caleb Sturgis</b>	<b>53</b>
10. Gary Anderson	47

## MOST FGAs, Career

PLAYER	FGA
1. David Akers	357
2. Bobby Walston (WR/K)	157
3. Sam Baker	153
4. Tony Franklin	128
5. Paul McFadden	124
6. Roger Ruzek	108
Tom Dempsey	108
8. Alex Henery	86
<b>9. Caleb Sturgis</b>	<b>63</b>
10. Cliff Patton	61

## MOST PATs MADE, Career

PLAYER	XPM
1. David Akers	441
2. Bobby Walston (WR/K)	365
3. Sam Baker	205
4. Tony Franklin	172
5. Cliff Patton	160
6. Roger Ruzek	139
7. Paul McFadden	117
8. Alex Henery	116
9. Roy Zimmerman	89
10. Tom Dempsey	84

## MOST PATs ATT., Career

PLAYER	XPA
1. David Akers	447
2. Bobby Walston (WR/K)	383
3. Sam Baker	213
4. Tony Franklin	182
5. Cliff Patton	166
6. Roger Ruzek	151
7. Paul McFadden	119
8. Alex Henery	117
9. Roy Zimmerman	98
10. Tom Dempsey	90

# ALL-TIME REGULAR SEASON SCORING



## TOP SINGLE-GAME SCORING PERFORMANCES

### MOST POINTS, Game

PLAYER	GAME	PTS
1. Bobby Walston (WR/K)	10/17/1954 at Redskins	25
2. Brian Westbrook (RB)	11/27/2008 vs. Cardinals	24
Irving Fryar (WR)	10/20/1996 vs. Dolphins	24
Wilbert Montgomery (RB)	10/7/1979 vs. Redskins	24
Wilbert Montgomery (RB)	9/10/1978 at Redskins	24
Ben Hawkins (FL)	9/28/1969 vs. Steelers	24
Tommy McDonald (FL)	10/4/1959 vs. Giants	24
Clarence Peaks (B)	11/16/1958 vs. Chi. Cardinals	24

### MOST TOUCHDOWNS, Game

PLAYER	GAME	TDS
1. Brian Westbrook (RB)	11/27/2008 vs. Cardinals	4
Irving Fryar (WR)	10/20/1996 vs. Dolphins	4
Wilbert Montgomery (RB)	10/7/1979 vs. Redskins	4
Wilbert Montgomery (RB)	9/10/1978 at Redskins	4
Ben Hawkins (FL)	9/28/1969 vs. Steelers	4
Tommy McDonald (FL)	10/4/1959 vs. Giants	4
Clarence Peaks (B)	11/16/1958 vs. Chi. Cardinals	4

### MOST FIELD GOALS MADE, Game

PLAYER	GAME	FGM
1. Tom Dempsey	11/12/1972 at Houston Oilers	6
2. Cody Parkey	11/23/2014 vs. Titans	5
Alex Henery	10/6/2013 at Giants	5
David Akers	11/18/2001 at Cowboys	5
Gary Anderson	12/22/1996 vs. Ari. Cardinals	5
Gary Anderson	10/1/1995 at Saints	5

### MOST FIELD GOALS ATTEMPTED, Game

PLAYER	GAME	FGA
1. Tom Dempsey	11/12/1972 at Houston Oilers	7
Sam Baker	12/5/1965 vs. Cowboys	7
3. Cody Parkey	11/23/2014 vs. Titans	6
David Akers	10/3/2004 at Bears	6
Tom Dempsey	10/7/1973 at Bills	6

### MOST CONSECUTIVE FIELD GOALS MADE

PLAYER (YEARS)	FGs
1. Alex Henery (2012)	22
2. Caleb Sturgis (2016)	18
3. Cody Parkey (2014)	17
Alex Henery (2011-12) (16 in 2011, 1 in 2012)	17
David Akers (2009)	17
David Akers (2001)	17
7. David Akers (2008)	15
David Akers (2004)	15
9. David Akers (2003)	13
David Akers (1999-2000) (1 in 1999, 12 in 2000)	13

## MOST TOUCHDOWNS, Season

PLAYER (YEAR)	TDS
1. LeSean McCoy (2011)	20
2. Steve Van Buren (1945)	18
3. Brian Westbrook (2008)	14
Terrell Owens (2004)	14
Wilbert Montgomery (1979)	14
Steve Van Buren (1947)	14

## MOST FGs MADE, Season

PLAYER (YEAR)	FGM
1. Caleb Sturgis (2016)	35
2. David Akers (2008)	33
3. Cody Parkey (2014)	32
David Akers (2010)	32
David Akers (2009)	32

## MOST FGA, Season

PLAYER (YEAR)	FGA
1. Caleb Sturgis (2016)	41
2. David Akers (2008)	40
Tom Dempsey (1973)	40
4. David Akers (2010)	38
5. David Akers (2009)	37
Paul McFadden (1984)	37

## MOST PATs ATTEMPTED, Season

PLAYER (YEAR)	XPA
1. Cody Parkey (2014)	54
2. Cliff Patton (1948)	50
3. (4 times) last by David Akers (2006)	48

## MOST PATs MADE, Season

PLAYER (YEAR)	XPM
1. Cody Parkey (2014)	54
2. Cliff Patton (1948)	50
3. David Akers (2006)	48
Tony Franklin (1980)	48
5. David Akers (2010)	47

## MOST CONSECUTIVE GAMES WITH A TD

PLAYER (YEAR)	GAMES
1. LeSean McCoy (2011)	9
2. Steve Van Buren (1947)	8
3. (5 times) last by Ricky Watters (1995)	6

## MOST CONSECUTIVE PATs MADE

PLAYER (YEARS)	XPM
1. David Akers (2004-2009)	173
2. David Akers (2001-04)	153
3. Cliff Patton (1947-49)	84

# ALL-TIME REGULAR SEASON PASSING



## ALL-TIME LEADING PASSERS

Player	Years	Gm	Att	Cmp	Pct	Yds	TD	INT	Lg	QB Rat	INT Pct
1. Donovan McNabb	1999-2009 (11)	148	4,746	2,801	59.0	32,873	216	100	91t	86.5	2.1
2. Ron Jaworski	1977-86 (10)	142	3,918	2,088	53.3	26,963	175	151	99t	74.0	3.9
3. Randall Cunningham	1985-95 (11)	122	3,362	1,874	55.7	22,877	150	105	95t	78.7	3.1
4. Norm Snead	1964-70 (7)	85	2,236	1,154	51.6	15,672	111	124	87t	67.7	5.5
5. Tommy Thompson	1941-50 (8)	88	1,396	723	51.8	10,240	90	100	75t	67.4	7.2
6. Michael Vick	2009-13 (5)	54	1,300	773	59.5	9,984	57	33	91t	87.7	2.5
7. Sonny Jurgensen	1957-63 (7)	83	1,107	602	54.4	9,639	76	73	84	79.1	6.6
8. Bobby Thomason	1952-57 (6)	68	1,113	556	50.0	8,124	57	80	67t	61.2	7.2
9. Norm Van Brocklin	1958-60 (3)	36	998	542	54.3	7,497	55	51	91t	75.7	5.1
10. Roman Gabriel	1973-77 (5)	53	1,185	661	55.8	7,221	47	37	80t	74.2	3.1
<b>11. Nick Foles</b>	<b>2012-14 (3)</b>	<b>28</b>	<b>893</b>	<b>550</b>	<b>61.6</b>	<b>6,753</b>	<b>46</b>	<b>17</b>	<b>68t</b>	<b>94.2</b>	<b>1.9</b>
12. Adrian Burk	1951-56 (6)	70	960	457	47.6	6,203	55	77	84t	54.4	8.0
13. Rodney Peete	1995-98 (4)	30	756	434	57.4	4,945	17	27	62	69.8	3.6
14. Ty Detmer	1996-97 (2)	21	645	372	57.7	4,478	22	19	57	78.2	2.9
15. King Hill	1961-68 (8)	71	635	325	51.2	4,308	29	51	92t	54.8	8.0
<b>16. Carson Wentz</b>	<b>2016 (1)</b>	<b>16</b>	<b>607</b>	<b>379</b>	<b>62.4</b>	<b>3,782</b>	<b>16</b>	<b>14</b>	<b>73t</b>	<b>79.3</b>	<b>2.3</b>
17. Sam Bradford	2015 (1)	14	532	346	65.0	3,725	19	14	78t	86.4	2.6
18. Roy Zimmerman	1943-46 (4)	41	435	190	43.7	3,219	30	43	75t	52.7	9.9
19. Mark Sanchez	2014-15 (2)	13	400	257	64.3	3,034	18	15	72	86.6	3.8
20. Pete Liske	1971-72 (2)	28	407	214	52.6	2,930	14	22	69t	64.8	5.4

### MOST TD PASSES, Career

PLAYER	TDs
1. Donovan McNabb	216
2. Ron Jaworski	175
3. Randall Cunningham	150
4. Norm Snead	111
5. Tommy Thompson	90
6. Sonny Jurgensen	76
7. Michael Vick	57
Bobby Thomason	57
9. Norm Van Brocklin	55
Adrian Burk	55

### MOST ATTEMPTS, Career

PLAYER	ATTs
1. Donovan McNabb	4,746
2. Ron Jaworski	3,918
3. Randall Cunningham	3,362
4. Norm Snead	2,236
5. Tommy Thompson	1,396
6. Michael Vick	1,300
7. Roman Gabriel	1,185
8. Bobby Thomason	1,113
9. Sonny Jurgensen	1,107
10. Norm Van Brocklin	998

### MOST COMPLETIONS, Career

PLAYER	COMPs
1. Donovan McNabb	2,801
2. Ron Jaworski	2,088
3. Randall Cunningham	1,874
4. Norm Snead	1,154
5. Michael Vick	773
6. Tommy Thompson	723
7. Roman Gabriel	661
8. Sonny Jurgensen	602
9. Bobby Thomason	556
<b>10. Nick Foles</b>	<b>550</b>

### BEST COMP. PCT., Career

PLAYER	COMP%
1. Sam Bradford	65.0
<b>2. Carson Wentz</b>	<b>62.4</b>
<b>3. Nick Foles</b>	<b>61.6</b>
4. Michael Vick	59.5
5. Donovan McNabb	59.0
6. Ty Detmer	57.7
7. Rodney Peete	57.4
8. Roman Gabriel	55.8
9. Randall Cunningham	55.7
10. Sonny Jurgensen	54.4

(min. 500 attempts)

### BEST QB RATING, Career

PLAYER	QB RATING
<b>1. Nick Foles</b>	<b>94.2</b>
2. Michael Vick	87.7
3. Donovan McNabb	86.5
4. Sam Bradford	86.4
<b>5. Carson Wentz</b>	<b>79.3</b>
6. Sonny Jurgensen	79.1
7. Randall Cunningham	78.7
8. Ty Detmer	78.2
9. Norm Van Brocklin	75.7
10. Roman Gabriel	74.2

(min. 500 attempts)

### MOST INTs, Career

PLAYER	INTs
1. Ron Jaworski	151
2. Norm Snead	124
3. Randall Cunningham	105
4. Donovan McNabb	100
Tommy Thompson	100
6. Bobby Thomason	80
7. Adrian Burk	77
8. Sonny Jurgensen	73
9. King Hill	51
Norm Van Brocklin	51

# ALL-TIME REGULAR SEASON PASSING



## MOST PASSING YARDS, SEASON

Player	Year	Att	Cmp	Pct	Yds	TD	INT	Lg	QB Rat	INT Pct
1. Donovan McNabb	2008	571	345	60.4	3,916	23	11	90t	86.4	1.9
2. Donovan McNabb	2004	469	300	64.0	3,875	31	8	80	104.7	1.7
3. Randall Cunningham	1988	560	301	53.8	3,808	24	16	80t	77.6	2.9
<b>4. Carson Wentz (rookie)</b>	<b>2016</b>	<b>607</b>	<b>379</b>	<b>62.4</b>	<b>3,782</b>	<b>16</b>	<b>14</b>	<b>73t</b>	<b>79.3</b>	<b>2.3</b>
5. Sam Bradford	2015	532	346	65.0	3,725	19	14	78t	86.4	2.6
6. Sonny Jurgensen	1961	416	235	56.5	3,723	32	24	69	88.1	5.8
7. Donovan McNabb	2009	443	267	60.3	3,553	22	10	60t	92.9	2.3
8. Ron Jaworski	1980	451	257	57.0	3,529	27	12	56t	91.0	2.7
9. Randall Cunningham	1990	465	271	58.3	3,466	30	13	95t	91.6	2.8
10. Ron Jaworski	1985	484	255	52.7	3,450	17	20	99t	70.2	4.1

Led NFL

Led Conference

## MOST ATTEMPTS, Season

PLAYER (YEAR)	ATT
1. Carson Wentz (2016)	607
2. Donovan McNabb (2008)	571
3. Donovan McNabb (2000)	569
4. Randall Cunningham (1988)	560
5. Sam Bradford (2015)	532
Randall Cunningham (1989)	532

## MOST COMPLETIONS, Season

PLAYER (YEAR)	COMP
1. Carson Wentz (2016)	379
2. Sam Bradford (2015)	346
3. Donovan McNabb (2008)	345
4. Donovan McNabb (2000)	330
5. Randall Cunningham (1988)	301

## MOST TD PASSES, Season

PLAYER (YEAR)	TDs
1. Sonny Jurgensen (1961)	32
2. Donovan McNabb (2004)	31
3. Randall Cunningham (1990)	30
4. Norm Snead (1967)	29
5. Nick Foles (2013)	27
Ron Jaworski (1980)	27

## BEST COMPLETION PERCENTAGE, Season

PLAYER (YEAR)	COMP%
1. Sam Bradford (2015)	65.03
2. Mark Sanchez (2014)	64.08
3. Nick Foles (2013)	64.04
4. Donovan McNabb (2004)	63.97
5. Michael Vick (2010)	62.63

(min. 250 attempts)

## BEST QB RATING, Season

PLAYER (YEAR)	QB RATING
1. Nick Foles (2013)	119.2
2. Donovan McNabb (2004)	104.7
3. Michael Vick (2010)	100.2
4. Donovan McNabb (2006)	95.5
5. Donovan McNabb (2009)	92.9

(min. 250 attempts)

## FEWEST INTERCEPTIONS, Season

PLAYER (YEAR)	INTs
1. Nick Foles (2013, 317)	2
2. Nick Foles (2012, 265)	5
Bubby Brister (1993, 309)	5
4. Michael Vick (2010, 372)	6
Donovan McNabb (2002, 361)	6
Donovan McNabb (2006, 316)	6

(min. 250 attempts)

## LOWEST INT PERCENTAGE, Season

PLAYER (YEAR)	PCT
1. Nick Foles (2013, 2-317)	0.6
2. Donovan McNabb (2007, 7-473)	1.5
3. Michael Vick (2010, 6-372)	1.6
4. Bubby Brister (1993, 5-309)	1.6
5. Donovan McNabb (2002, 6-361)	1.7

(min. 250 attempts)

## MOST INTERCEPTIONS, Season

PLAYER (YEAR)	INTs
1. Sonny Jurgensen (1962)	26
2. Norm Snead (1967)	24
Sonny Jurgensen (1961)	24
4. Norm Snead (1969)	23
Adrian Burk (1951)	23



# ALL-TIME REGULAR SEASON PASSING



## TOP SINGLE-GAME PASSING PERFORMANCES

### MOST YARDS, Game

PLAYER	GAME	YARDS
1. Donovan McNabb	12/5/2004 vs. Packers	464
2. Donovan McNabb	11/15/2009 at Chargers	450
3. Randall Cunningham	9/17/1989 vs. at Redskins	447
4. Bobby Thomason	11/8/1953 vs. Giants	437
5. Sonny Jurgensen	10/29/1961 at Redskins	436
6. <b>Nick Foles</b>	<b>12/15/2013 at Vikings</b>	<b>428</b>
Michael Vick	9/15/2013 vs. Chargers	428
8. Sonny Jurgensen	12/16/1962 at StL Cardinals	419
9. Michael Vick	10/2/2011 vs. 49ers	416
10. <b>Nick Foles</b>	<b>10/26/2014 at Cardinals</b>	<b>411</b>

### MOST TD PASSES, Game

PLAYER	GAME	TDs
1. <b>Nick Foles</b>	<b>11/3/2013 at Raiders</b>	<b>*7</b>
Adrian Burk	10/17/1954 at Redskins	*7
3. Donovan McNabb	9/18/2005 vs. 49ers	5
Donovan McNabb	12/5/2004 vs. Packers	5
Randall Cunningham	9/17/1989 vs. at Redskins	5
Norm Snead	9/28/1969 vs. Steelers	5
Sonny Jurgensen	12/16/1962 at StL Cardinals	5
Sonny Jurgensen	11/26/1961 vs. Cowboys	5
Adrian Burk	11/28/1954 vs. Redskins	5

\* NFL Record

### MOST ATTEMPTS, Game

PLAYER	GAME	ATT
1. <b>Nick Foles</b>	<b>10/26/2014 at Cardinals</b>	<b>62</b>
Randall Cunningham	10/2/1989 at Bears	62
3. <b>Carson Wentz</b>	<b>12/4/2016 at Bengals</b>	<b>60</b>
Davey O'Brien	12/1/1940 at Redskins	60
5. Donovan McNabb	11/16/2008 at Bengals	58

### MOST COMPLETIONS, Game

PLAYER	GAME	COMP
1. Sam Bradford	12/26/2015 vs Redskins	37
Mark Sanchez	12/20/2014 at Redskins	37
3. <b>Carson Wentz</b>	<b>12/4/2016 at Bengals</b>	<b>36</b>
Sam Bradford	9/14/2015 at Falcons	36
<b>Nick Foles</b>	<b>10/26/2014 at Cardinals</b>	<b>36</b>

### BEST COMPLETION PERCENTAGE, Game

PLAYER	GAME	COMP-ATT	PCT
1. <b>Nick Foles</b>	<b>12/22/2013 vs. Bears</b>	<b>21-25</b>	<b>84.0</b>
2. Rodney Peete	9/15/1996 vs. Lions	25-30	83.3
3. Jeff Garcia	11/26/2006 at Colts	19-23	82.6
4. Donovan McNabb	9/23/2007 vs. Lions	21-26	80.8
5. Donovan McNabb	11/16/2003 vs. Giants	24-30	80.0
Donovan McNabb	11/17/2002 vs. Cardinals	20-25	80.0

### MOST INTERCEPTIONS, Game

PLAYER	GAME	INTs
1. Pete Liske	9/26/1971 vs. Cowboys	6
Bobby Thomason	10/21/1956 vs. Chi. Cardinals	6

## LONGEST PASSING PLAYS

PLAYER (GAME)	YARDS
1. Ron Jaworski to Mike Quick (11/10/1985 vs. Falcons) . . . . .	99t*
2. Randall Cunningham to Fred Barnett (12/2/1990 at Bills) . . . . .	95t
3. Randall Cunningham to Herschel Walker (9/4/1994 at Giants) . . . . .	93
4. King Hill to Ben Hawkins (9/22/1968 vs. Giants) . . . . .	92t
5. Michael Vick to DeSean Jackson (12/12/2010 at Cowboys) . . . . .	91t
Donovan McNabb to Terrell Owens (10/30/2005 at Broncos) . . . . .	91t
Norm Van Brocklin to T. McDonald (10/5/1958 vs. Giants) . . . . .	91t
8. Donovan McNabb to Hank Baskett (9/7/2008 vs. Rams) . . . . .	90t
Ron Jaworski to Mike Quick (10/28/1984 vs. StL Cardinals) . . . . .	90t
10. A.J. Feeley to Hank Baskett (12/31/2006 vs. Falcons) . . . . .	89t

\* NFL Record

## MOST CONSECUTIVE COMPLETIONS

PLAYER	GAME(S)	COMP
1. Donovan McNabb	last 10, 11/28/2004 at NYG & first 14, 12/5/2004 vs. Packers	24
2. Donovan McNabb	9/23/2007 vs. Lions	18
3. Donovan McNabb	9/21/2008 vs. Steelers	**15
4. Donovan McNabb	10/23/2005 vs. Chargers	14
5. Donovan McNabb	11/2/2008 at Seahawks	13
	last 12, 11/16/2003 vs. Giants & first 1, 11/23/2003 vs. Saints	13
Bobby Hoying	11/16/1997 at Ravens	13

\*Most consecutive pass completions to start a game

# ALL-TIME REGULAR SEASON RUSHING



## ALL-TIME LEADING RUSHERS

PLAYER	YEARS	GM	ATT	YARDS	AVG	LG	TDs
1. LeSean McCoy	2009-2014 (6)	90	1,461	6,792	4.6	66t	44
2. Wilbert Montgomery	1977-1984 (8)	100	1,465	6,538	4.5	90t	45
3. Brian Westbrook	2002-2009 (8)	107	1,308	5,995	4.6	71t	37
4. Steve Van Buren	1944-1951 (8)	83	1,320	5,860	4.4	70t	69
5. Duce Staley	1997-2003 (7)	98	1,200	4,807	4.0	64t	22
6. Randall Cunningham (QB)	1985-1995 (11)	122	677	4,482	6.6	52t	32
7. Ricky Watters	1995-1997 (3)	48	975	3,794	3.9	57	31
8. Timmy Brown	1960-1967 (8)	96	850	3,703	4.4	61t	29
9. Tom Woodeshick	1963-1971 (9)	111	831	3,563	4.3	57t	21
10. Donovan McNabb (QB)	1999-2009 (11)	148	573	3,249	5.7	54	28
11. Tom Sullivan	1972-1977 (6)	80	871	3,135	3.6	37	17
12. Clarence Peaks	1957-1963 (7)	83	786	2,927	3.7	57	19
13. Keith Byars	1986-1992 (7)	105	750	2,672	3.6	52	17
14. Billy Barnes	1957-1961 (5)	60	689	2,391	3.5	70t	20
15. Herschel Walker	1992-1994 (3)	48	554	2,344	4.2	91t	14
16. Anthony Toney (FB)	1986-1990 (5)	67	639	2,294	3.6	44	14
17. Charlie Garner	1994-1998 (5)	66	495	2,261	4.6	55t	17
18. Correll Buckhalter	2001-2008 (8)	74	476	2,155	4.5	64t	18
19. Heath Sherman	1989-1993 (5)	76	537	2,130	4.0	37	10
20. Michael Vick	2009-2013 (5)	54	298	1,998	6.7	61	15

## MOST RUSHING YARDS, SEASON

PLAYER	YEAR	ATT	YARDS	AVG	LG	TDs
1. LeSean McCoy	2013	314	1,607	5.1	57t	9
2. Wilbert Montgomery	1979	338	1,512	4.5	62t	9
3. Ricky Watters	1996	353	1,411	4.0	56t	13
4. Wilbert Montgomery	1981	286	1,402	4.9	41	8
5. Brian Westbrook	2007	278	1,333	4.8	36	7
6. LeSean McCoy	2014	312	1,319	4.2	53	5
7. LeSean McCoy	2011	273	1,309	4.8	60	17
8. Duce Staley	1999	325	1,273	3.9	29	4
Ricky Watters	1995	337	1,273	3.8	57	11
10. Wilbert Montgomery	1978	259	1,220	4.7	47	9
11. Brian Westbrook	2006	240	1,217	5.1	71t	7
12. Steve Van Buren	1949	263	1,146	4.4	41	11
13. Ricky Watters	1997	285	1,110	3.9	28	7
14. LeSean McCoy	2010	207	1,080	5.2	62	7
15. Herschel Walker	1992	267	1,070	4.0	38	8
16. Duce Staley	1998	258	1,065	4.1	64t	5
17. Duce Staley	2002	269	1,029	3.8	57	5
18. Earnest Jackson	1985	282	1,028	3.6	59	5
19. Steve Van Buren	1947	217	1,008	4.6	45	13

Led NFL

Led Conference

## MOST ATTEMPTS, Career

PLAYER	ATT
1. Wilbert Montgomery	1,465
2. LeSean McCoy	1,461
3. Steve Van Buren	1,320
4. Brian Westbrook	1,308
5. Duce Staley	1,200
6. Ricky Watters	975
7. Tom Sullivan	871
8. Timmy Brown	850
9. Tom Woodeshick	831
10. Clarence Peaks	786

## MOST TOUCHDOWNS, Career

PLAYER	TDs
1. Steve Van Buren	69
2. Wilbert Montgomery	45
3. LeSean McCoy	44
4. Brian Westbrook	37
5. Randall Cunningham (QB)	32
6. Ricky Watters	31
7. Timmy Brown	29
8. Donovan McNabb (QB)	28
9. Duce Staley	22
10. Tom Woodeshick	21

## BEST RUSHING AVG, Career

PLAYER	AVG
1. Randall Cunningham (QB)	6.62
2. Donovan McNabb (QB)	5.67
3. LeSean McCoy	4.65
4. Brian Westbrook	4.58
5. Charlie Garner	4.57
6. Correll Buckhalter	4.53
7. Wilbert Montgomery	4.46
8. Steve Van Buren	4.44
9. Timmy Brown	4.36
10. Tom Woodeshick	4.29

(min. 400 attempts)

## LONGEST RUSHING PLAYS

PLAYER (GAME)	YARDS
1. Herschel Walker (11/27/94 at Falcons)	91t
2. Wilbert Montgomery (12/19/82 vs. Oilers)	90t
3. Brian Mitchell (10/1/00 vs. Falcons)	85t
4. Swede Hanson (9/16/34 at Packers)	81t
5. Leroy Harris (11/25/79 at Packers)	80
6. Bosh Pritchard (10/23/49 vs. Redskins)	77t
7. Herman Hunter (11/24/85 at Cowboys)	74t
8. Wilbert Montgomery (9/14/80 at Vikings)	72t
9. Brian Westbrook (9/24/06 at 49ers)	71t
John Brewer (10/4/52 vs. Giants)	71t

# ALL-TIME REGULAR SEASON RUSHING



## TOP SINGLE-GAME RUSHING PERFORMANCES

### MOST YARDS, Game

<u>PLAYER</u>	<u>GAME</u>	<u>YARDS</u>
1. LeSean McCoy	12/8/2013 vs. Lions	217
2. Steve Van Buren	11/27/1949 vs. Steelers	205
3. Duce Staley	9/3/2000 at Cowboys	201
4. Wilbert Montgomery	11/4/1979 vs. Browns	197
5. Steve Van Buren	12/18/1949 at Rams	196
6. Wilbert Montgomery	1/11/1981 vs. Cowboys	194
7. Swede Hanson	11/6/1934 vs. Cin. Reds	190
8. Timmy Brown	11/7/1965 at Browns	186
9. LeSean McCoy	10/30/2011 vs. Cowboys	185
10. LeSean McCoy	9/9/2013 at Redskins	184

### MOST ATTEMPTS, Game

<u>PLAYER</u>	<u>GAME</u>	<u>ATT</u>
1. Heath Sherman	10/6/1991 at Buccaneers	35
Heath Sherman	11/12/1990 vs. Redskins	35
Steve Van Buren	11/20/1949 vs. NY Bulldogs	35
4. Earnest Jackson	11/17/1985 at StL Cardinals	34
5. Brian Westbrook	12/7/2008 at Giants	33
Ricky Watters	12/10/1995 vs. Cowboys	33
Steve Van Buren	10/3/1949 at Lions	33

### MOST TOUCHDOWNS, Game

<u>PLAYER</u>	<u>GAME</u>	<u>TDs</u>
1. LeSean McCoy	12/18/2011 vs. Jets	3
LeSean McCoy	9/19/2010 at Lions	3
Charlie Garner	10/8/1995 vs. Redskins	3
Wilbert Montgomery	12/19/1982 vs. Houston Oilers	3
Wilbert Montgomery	10/7/1979 vs. Redskins	3
Wilbert Montgomery	9/10/1978 at Redskins	3
Tom Sullivan	10/13/1974 vs. Giants	3
Clarence Peaks	11/16/1958 vs. Chi. Cardinals	3
Steve Van Buren	10/17/1948 at Redskins	3
Steve Van Buren	12/14/1947 vs. Packers	3
Steve Van Buren	12/9/1945 vs. Boston Yanks	3

## MOST ATTEMPTS, Season

<u>PLAYER (YEAR)</u>	<u>ATT</u>
1. Ricky Watters (1996) . . . . .	353
2. Wilbert Montgomery (1979) . . . . .	338
3. Ricky Watters (1995) . . . . .	337
4. Duce Staley (1999) . . . . .	325
5. LeSean McCoy (2013) . . . . .	314

## MOST TOUCHDOWNS, Season

<u>PLAYER (YEAR)</u>	<u>TDs</u>
1. LeSean McCoy (2011) . . . . .	17
2. Steve Van Buren (1945) . . . . .	15
3. Ricky Watters (1996) . . . . .	13
Steve Van Buren (1947) . . . . .	13
5. (three times) last by Ricky Watters (1995) . . . . .	11

## CONSECUTIVE GAMES WITH RUSHING TD

<u>PLAYER (YEAR)</u>	<u>TDs</u>
1. Steve Van Buren (1947) . . . . .	8
2. Ricky Watters (1995) . . . . .	6
3. Steve Van Buren (1948) . . . . .	5
LeSean McCoy (2011) . . . . .	5
5. (many times) last by Michael Vick (2010) . . . . .	4

## MOST 100-YARD GAMES, Season

<u>PLAYER (YEAR)</u>	<u>GAMES</u>
1. Wilbert Montgomery (1981) . . . . .	8
2. LeSean McCoy (2013) . . . . .	7
Wilbert Montgomery (1979) . . . . .	7
4. LeSean McCoy (2011) . . . . .	6
Brian Westbrook (2007) . . . . .	6
Brian Westbrook (2006) . . . . .	6
Ricky Watters (1996) . . . . .	6
Wilbert Montgomery (1978) . . . . .	6
(regular season only)	

## CONSECUTIVE 100-YARD RUSHING GAMES

<u>PLAYER (YEAR)</u>	<u>GAMES</u>
1. Steve Van Buren (1948) . . . . .	4
2. Brian Westbrook (2006) . . . . .	3
Wilbert Montgomery (1981) . . . . .	3
Wilbert Montgomery (1979) . . . . .	3
Wilbert Montgomery (1978) . . . . .	3

# ALL-TIME REGULAR SEASON RECEIVING



## ALL-TIME LEADING RECEIVERS

PLAYER	YEARS	GM	REC	YARDS	AVG	LG	TDs
1. Harold Carmichael	1971-1983 (13)	180	589	8,978	15.2	85t	79
2. Pete Retzlaff (TE)	1956-1966 (11)	132	452	7,412	16.4	84	47
3. Brian Westbrook (RB)	2002-2009 (8)	107	426	3,790	8.9	62	29
<b>4. Brent Celek (TE)</b>	<b>2007-2016 (10)</b>	<b>159</b>	<b>385</b>	<b>4,868</b>	<b>12.6</b>	<b>73</b>	<b>30</b>
5. Pete Pihos (E)	1947-1955 (9)	107	373	5,619	15.1	66t	61
6. Keith Byars (RB)	1986-1992 (7)	105	371	3,532	9.5	60	13
7. Mike Quick	1982-1990 (9)	101	363	6,464	17.8	99t	61
8. DeSean Jackson	2008-2013 (6)	87	356	6,117	17.2	91t	32
9. Jeremy Maclin	2009-2014 (6)	75	343	4,771	13.9	83t	36
10. Bobby Walston (WR/K)	1951-1962 (12)	148	311	5,363	17.2	75t	46
11. Fred Barnett	1990-1995 (6)	81	308	4,634	15.0	95t	28
12. LeSean McCoy (RB)	2009-2014 (6)	90	300	2,282	7.6	70	10
13. Jason Avant	2006-2013 (8)	116	297	3,646	12.3	58	12
14. Calvin Williams	1990-1996 (7)	93	295	3,840	13.0	80t	34
15. Tommy McDonald (FL)	1957-1963 (7)	88	287	5,499	19.2	91t	66
16. Duce Staley (RB)	1997-2003 (7)	98	275	2,498	9.1	52t	10
17. Wilbert Montgomery (RB)	1977-1984 (8)	100	266	2,447	9.2	53t	12
18. Ben Hawkins (FL)	1966-1973 (8)	102	261	4,764	18.3	92t	32
19. John Spagnola (TE)	1979-1987 (8)	111	256	2,833	11.1	57	14
<b>20. Zach Ertz (TE)</b>	<b>2013-2016 (4)</b>	<b>61</b>	<b>247</b>	<b>2,840</b>	<b>11.5</b>	<b>60</b>	<b>13</b>

## MOST RECEIVING YARDS, Career

PLAYER	YARDS
1. Harold Carmichael	8,978
2. Pete Retzlaff (E)	7,412
3. Mike Quick	6,464
4. DeSean Jackson	6,117
5. Pete Pihos (E)	5,619
6. Tommy McDonald (FL)	5,499
7. Bobby Walston (WR/K)	5,363
<b>8. Brent Celek</b>	<b>4,868</b>
9. Jeremy Maclin	4,771
10. Ben Hawkins (FL)	4,764
11. Fred Barnett	4,634
12. Calvin Williams	3,840
13. Brian Westbrook	3,790
14. Jason Avant	3,646
15. Keith Byars	3,532
16. Harold Jackson	3,493
17. Charlie Smith	3,349
18. Timmy Brown	3,346
19. Irving Fryar	3,067
20. Jack Ferrante	2,884

## MOST TOUCHDOWNS, Career

PLAYER	TDs
1. Harold Carmichael	79
2. Tommy McDonald (FL)	66
3. Mike Quick	61
Pete Pihos (E)	61
5. Pete Retzlaff (E)	47
6. Bobby Walston (WR/K)	46
7. Jeremy Maclin	36
8. Calvin Williams	34
9. DeSean Jackson	32
Ben Hawkins (FL)	32

## MOST RECEIVING YARDS, Season

PLAYER (YEAR)	YARDS
1. Mike Quick (1983)	1,409
2. DeSean Jackson (2013)	1,332
3. Jeremy Maclin (2014)	1,318
4. Irving Fryar (1997)	1,316
5. Ben Hawkins (1967)	1,265
6. Mike Quick (1985)	1,247
7. Terrell Owens (2004)	1,200
8. Irving Fryar (1996)	1,195
9. Pete Retzlaff (1965)	1,190
10. DeSean Jackson (2009)	1,156
11. Tommy McDonald (1962)	1,146
12. Tommy McDonald (1961)	1,144
13. Fred Barnett (1994)	1,127
14. Harold Carmichael (1973)	1,116
Harold Jackson (1969)	1,116
16. Kevin Curtis (2007)	1,110
17. Fred Barnett (1992)	1,083
18. Harold Carmichael (1978)	1,072
19. DeSean Jackson (2010)	1,056
20. Mike Quick (1984)	1,052
21. Pete Pihos (1953)	1,049
22. Harold Jackson (1972)	1,048
23. Harold Carmichael (1981)	1,028

## MOST RECEPTIONS, SEASON

PLAYER	YEAR	REC	YDS	AVG	LG	TDs
1. Brian Westbrook (RB)	2007	90	771	8.6	57t	5
2. Irving Fryar	1996	88	1,195	13.6	42	<b>11</b>
3. Irving Fryar	1997	86	1,316	15.3	72t	6
4. Jordan Matthews	2015	85	997	11.7	78t	8
Jeremy Maclin	2014	85	1,318	15.5	72	10
6. DeSean Jackson	2013	82	1,332	16.2	61t	9
7. Keith Byars (RB)	1990	81	819	10.1	54	3
Keith Jackson (TE)	1988	81	869	10.7	41	6
<b>9. Zach Ertz (TE)</b>	<b>2016</b>	<b>78</b>	<b>816</b>	<b>10.5</b>	<b>30</b>	<b>4</b>
LeSean McCoy (RB)	2010	78	592	7.6	40	2
Fred Barnett	1994	78	1,127	14.4	54	5

Led NFL

Led Conference

# ALL-TIME REGULAR SEASON RECEIVING



## TOP SINGLE-GAME RECEIVING PERFORMANCES

### MOST YARDS, Game

<u>PLAYER</u>	<u>GAME</u>	<u>YARDS</u>
1. Tommy McDonald (FL)	12/10/1961 vs. Giants	237
2. Kevin Curtis (WR)	9/23/2007 vs. Lions	221
3. DeSean Jackson (WR)	12/12/2010 at Cowboys	210
4. Pete Retzlaff (E)	11/14/1965 vs. Redskins	204
5. Bud Grant (E)	12/7/1952 vs. Dallas Texans	203
6. Timmy Brown (B)	12/16/1962 at StL Cardinals	199
7. Ben Hawkins (FL)	10/22/1967 at StL Cardinals	197
8. DeSean Jackson (WR)	12/15/2013 at Vikings	195
9. Harold Jackson (WR)	10/11/1970 at Giants	194
10. DeSean Jackson (WR)	9/15/2013 vs. Chargers	193
Fred Barnett (WR)	9/13/1992 at Pho. Cardinals	193

### MOST RECEPTIONS, Game

<u>PLAYER</u>	<u>GAME</u>	<u>REC</u>
1. Zach Ertz (TE)	12/20/2014 at Redskins	15
2. Brian Westbrook (RB)	11/4/2007 vs. Cowboys	14
Don Looney (E)	12/1/1940 at Redskins	14
4. Zach Ertz (TE)	1/1/17 vs. Cowboys	13
Zach Ertz (TE)	12/26/2015 vs. Redskins	13
Jeremy Maclin (WR)	9/18/2011 at Falcons	13
7. Jeremy Maclin (WR)	10/26/2014 at Cardinals	12
LeSean McCoy (RB)	10/3/2010 vs. Redskins	12
Brian Westbrook (RB)	11/19/2006 vs. Titans	12
Keith Byars (RB)	9/30/1990 vs. Colts	12
Keith Jackson (TE)	11/19/1989 vs. Vikings	12
Keith Jackson (TE)	9/17/1989 at Redskins	12
John Spagnola (TE)	10/6/1985 at Saints	12
Harold Carmichael (WR)	10/14/1973 at StL Cardinals	12

### MOST TOUCHDOWNS, Game

<u>PLAYER</u>	<u>GAME</u>	<u>TDS</u>
1. Irving Fryar	10/20/1996 vs. Dolphins	4
Ben Hawkins (FL)	9/28/1969 vs. Steelers	4
3. (23 times) last by Riley Cooper on 11/3/2013 at Raiders		3

## MOST TOUCHDOWNS, Season

<u>PLAYER (YEAR)</u>	<u>TDs</u>
1. Terrell Owens (2004)	14
2. Mike Quick (1983)	13
Tommy McDonald (1961)	13
Tommy McDonald (1960)	13
5. (seven times) last by Irving Fryar (1996)	11

## CONSECUTIVE GAMES WITH REC. TD

<u>PLAYER (YEAR)</u>	<u>GAMES</u>
1. Mike Quick (1985)	6
Pete Pihos (1947-48)	6
3. (five times) last by DeSean Jackson (2009)	5

## MOST 100-YD RECEIVING GAMES, Season

<u>PLAYER (YEAR)</u>	<u>GAMES</u>
1. Terrell Owens (2004)	7
2. Irving Fryar (1997)	6
Mike Quick (1983)	6
4. (nine times) last by DeSean Jackson (2013)	5

## CONSECUTIVE 100-YD RECEIVING GAMES

<u>PLAYER (YEAR)</u>	<u>GAMES</u>
1. Terrell Owens (2004)	5
Harold Jackson (last 2 in 1971, first 3 in 1972)	5
3. Mike Quick (1983)	4
4. (seven times) last by Irving Fryar (1996)	3

# ALL-TIME REGULAR SEASON SCRIMMAGE YDS



## ALL-TIME LEADERS IN TOTAL YARDS FROM SCRIMMAGE

PLAYER	YEARS	GM	TOUCHES	YARDS	AVG	YDS/G	TDs
1. Brian Westbrook (RB)	2002-2009 (8)	107	1,734	9,785	5.6	91.4	66
2. LeSean McCoy (RB)	2009-2014 (6)	90	1,761	9,074	5.2	100.8	54
3. Harold Carmichael (WR)	1971-1983 (13)	180	598	9,042	15.1	50.2	79
4. Wilbert Montgomery (RB)	1977-1984 (8)	100	1,731	8,985	5.2	89.9	57
5. Pete Retzlaff (E)	1956-1966 (11)	132	458	7,408	16.2	56.1	47
6. Duce Staley (RB)	1997-2003 (7)	98	1,475	7,305	5.0	74.5	32
7. Timmy Brown (RB)	1960-1967 (8)	96	1,081	7,049	6.5	73.4	55
8. DeSean Jackson (WR)	2008-2013 (6)	87	413	6,490	15.7	74.6	35
9. Mike Quick (WR)	1982-1990 (9)	101	364	6,459	17.7	64.0	61
10. Steve Van Buren (B)	1944-1951 (8)	83	1,365	6,383	4.7	76.9	72
11. Keith Byars (RB)	1986-1992 (7)	105	1,121	6,204	5.5	59.1	30
12. Pete Pihos (E)	1947-1955 (9)	107	382	5,615	14.7	52.5	61
13. Tommy McDonald (FL)	1957-1963 (7)	88	304	5,521	18.2	62.7	66
14. Bobby Walston (WR/K)	1951-1962 (12)	148	315	5,375	17.1	36.3	46
15. Ricky Watters (RB)	1995-1997 (3)	48	1,136	5,112	4.5	106.5	32
<b>16. Brent Celek (TE)</b>	<b>2007-2016 (10)</b>	<b>159</b>	<b>385</b>	<b>4,868</b>	<b>12.6</b>	<b>30.6</b>	<b>30</b>
17. Jeremy Maclin (WR)	2009-2014 (6)	75	349	4,801	13.8	64.0	36
18. Ben Hawkins (FL)	1966-1973 (8)	102	271	4,772	17.6	46.8	32
19. Tom Woodeshick (B)	1963-1971 (9)	111	956	4,736	5.0	42.7	27
20. Fred Barnett (WR)	1990-1995 (6)	81	312	4,632	14.8	57.2	28

## MOST TOTAL YARDS FROM SCRIMMAGE, SEASON

PLAYER	YEAR	TOUCHES	YARDS	AVG	YDS/GM	TDs
1. LeSean McCoy	2013	366	2,146	5.9	134.1	11
2. Brian Westbrook	2007	368	2,104	5.7	140.3	12
3. Wilbert Montgomery	1979	379	2,006	5.3	125.4	14
4. Wilbert Montgomery	1981	335	1,923	5.7	128.2	10
5. Brian Westbrook	2006	317	1,916	6.0	127.7	11
6. Ricky Watters	1996	404	1,855	4.6	115.9	13
7. Ricky Watters	1995	399	1,707	4.3	106.7	12
8. LeSean McCoy	2010	285	1,672	5.9	111.5	9
9. LeSean McCoy	2011	321	1,624	5.1	108.3	20
10. Duce Staley	2002	320	1,570	4.9	98.1	8

## MOST TOUCHES, Career

PLAYER	TOUCHES
1. LeSean McCoy	1,761
2. Brian Westbrook	1,734
3. Wilbert Montgomery	1,731
4. Duce Staley	1,475
5. Steve Van Buren	1,365
6. Ricky Watters	1,136
7. Keith Byars	1,121
8. Timmy Brown	1,081
9. Tom Sullivan	1,032
10. Clarence Peaks	961

## BEST YARDS/TOUCH, Career

PLAYER	AVG
1. Timmy Brown	6.52
2. Brian Westbrook	5.64
3. Keith Byars	5.53
4. Wilbert Montgomery	5.19
5. LeSean McCoy	5.15
6. Tom Woodeshick	4.95
Duce Staley	4.95
8. Clarence Peaks	4.77
9. Steve Van Buren	4.68
10. Billy Barnes	4.53

(min. 750 touches)

## MOST TOUCHES, Season

PLAYER (YEAR)	TOUCHES
1. Ricky Watters (1996)	404
2. Ricky Watters (1995)	399
3. Wilbert Montgomery (1979)	379
4. Brian Westbrook (2007)	368
5. LeSean McCoy (2013)	366
Duce Staley (1999)	366

## BEST YARDS/TOUCH, Season

PLAYER (YEAR)	AVG
1. Timmy Brown (1965)	7.42
2. Timmy Brown (1962)	7.38
3. Herschel Walker (1994)	6.31
4. Steve Van Buren (1945)	6.24
5. Brian Westbrook (2003)	6.14
6. Keith Byars (1991)	6.07

(min. 150 touches)

## TOP SINGLE-GAME SCRIMMAGE YARD TOTALS

### MOST YARDS, Game

PLAYER	GAME	YARDS
1. Duce Staley	9/3/2000 at Cowboys	262
2. Timmy Brown	12/16/1962 at Cardinals	249
3. Wilbert Montgomery	11/4/1979 vs. Browns	237
Tommy McDonald	12/10/1961 vs. Giants	237
5. Duce Staley	11/11/2001 vs. Vikings	231

### MOST TOUCHES, Game

PLAYER	GAME	TOUCHES
1. Brian Westbrook	12/7/2008 at Giants	39
Ricky Watters	12/10/1995 vs. Cowboys	39
Heath Sherman	11/12/1990 vs. Redskins	39
4. Heath Sherman	10/6/1991 at Buccaneers	37
5. Ricky Watters	10/8/1995 vs. Redskins (ot)	36

# ALL-TIME REGULAR SEASON INTERCEPTIONS



## ALL-TIME INTERCEPTION LEADERS

PLAYER	YEARS	INTs	YARDS	AVG	LG	TDs
1. Brian Dawkins	1996-2008 (13)	34	515	15.1	67t	2
Eric Allen	1988-94 (7)	34	482	14.2	94t	5
Bill Bradley	1969-76 (8)	34	536	15.8	56t	1
4. Herman Edwards	1977-85 (9)	33	98	3.0	25	1
5. Wes Hopkins	1983-93 (10)	30	241	8.0	33	1
6. Don Burroughs	1960-64 (5)	29	351	12.1	46	0
7. Troy Vincent	1996-2003 (8)	28	341	12.2	90t	1
8. Joe Scarpati	1964-69 (6)	24	402	16.8	67t	3
Ernie Steele	1942-48 (6)	24	404	16.8	62	0
10. Asante Samuel	2008-11 (4)	23	304	13.2	50t	2
Roynell Young	1980-88 (9)	23	106	4.6	33	0
Randy Logan	1973-83 (11)	23	293	12.7	45	0

## MOST INTERCEPTIONS, SEASON

PLAYER	YEAR	INTs	YARDS	AVG	LG	TDs
1. Bill Bradley	1971	11	248	22.5	51	0
2. Asante Samuel	2009	9	117	13.0	37	0
Bill Bradley	1972	9	73	8.1	21	0
Don Burroughs	1960	9	124	13.8	46	0
Ed "Bibbles" Bawel	1955	9	168	18.7	42t	2
6. Eric Allen	1989	8	38	4.8	18	0
Terry Hoage	1988	8	116	14.5	38	0
Joe Scarpati	1966	8	182	22.8	32	0
Bob Hudson	1954	8	89	11.1	32	0
Tom Brookshier	1953	8	41	5.1	22	0
Ed "Bibbles" Bawel	1952	8	121	15.1	35	0
Joe Sutton	1950	8	67	8.4	32	0

## TOP SINGLE-GAME INT PERFORMANCES

### MOST INTERCEPTIONS, Game

PLAYER	GAME	INTS
1. Russ Craft	9/24/1950 at Chi. Cardinals	*4
2. Kurt Coleman	10/16/2011 at Redskins	3
Joe Scarpati	10/23/1966 at Giants	3
Jim Nettles	12/12/1965 at Steelers	3
Nate Ramsey	11/28/1965 at StL Cardinals	3
Don Burroughs	12/3/1961 at Steelers	3
Chuck Weber	9/30/1960 at Cowboys	3
Joe Sutton	9/24/1950 at Chi. Cardinals	3
Gil Steinke	11/10/1946 at Giants	3
Roy Zimmerman	12/9/1945 vs. Boston Yanks	3
Roy Zimmerman	12/10/1944 vs. Cleveland Rams	3

\* NFL record

### MOST INTERCEPTION RETURN YARDS, Game

PLAYER	GAME	YDS
1. Frank LeMaster	12/21/1975 at Redskins	114
2. Lito Sheppard	10/8/2006 vs. Cowboys	102
3. Lito Sheppard	11/15/2004 at Cowboys	101
4. Malcolm Jenkins	12/6/2015 at Patriots	99
Jerry Norton	10/5/1957 vs. Giants	99

### MOST INTERCEPTIONS RETURNED FOR TD, Game

PLAYER	GAME	TDs
1. Eric Allen	12/26/1993 vs. Saints	2

## MOST INT RETURN YDS, Career

PLAYER	YARDS
1. Bill Bradley	536
2. Brian Dawkins	515
3. Eric Allen	482
4. Lito Sheppard	460
5. Ernie Steele	404

## MOST INTs RETURNED FOR TD, Career

PLAYER	TDs
1. Eric Allen	5
2. Malcolm Jenkins	4
3. Sheldon Brown	3
Lito Sheppard	3
Joe Scarpati	3

## MOST INT RETURN YDS, Season

PLAYER (INTs, YEAR)	YARDS
1. Bill Bradley (11, 1971)	248
2. Eric Allen (6, 1993)	201
3. Joe Scarpati (8, 1966)	182
4. Lito Sheppard (5, 2004)	172
5. Ed "Bibbles" Bawel (9, 1955)	168

## MOST INTs RETURNED FOR TD, Season

PLAYER (YEAR)	TDs
1. Eric Allen (1993)	*4
2. Malcolm Jenkins (2016)	2
Lito Sheppard (2004)	2
Seth Joyner (1992)	2
Ed Bawel (1955)	2

\* NFL record

## MOST INTs BY A NON-DB, Season

PLAYER (YEAR)	INTs
1. William Thomas, LB (1995)	7
2. Chuck Weber, LB (1960)	6
Chuck Bednarik, LB (1953)	6
4. Jordan Hicks, LB (2016)	5
Bill Bergey, LB (1974)	5

## LONGEST INTERCEPTION RETURNS

PLAYER (GAME)	YARDS
1. James Willis intercepted pass 4 yds. deep in the end zone and returned it 14 yds. before laterally to Troy Vincent, who ran 90 yds. (11/3/1996 at Cowboys - QB Troy Aikman)	104t
2. Lito Sheppard (10/8/2006 vs. Cowboys - QB Drew Bledsoe)	102t
3. Lito Sheppard (11/15/2004 at Cowboys - QB V. Testaverde)	101t
4. Malcolm Jenkins (12/6/2015 at Patriots - QB Tom Brady)	99t
Jerry Norton (10/5/1957 vs. Giants - QB Charlie Conerly, deflected off goal post)	99t
6. Eric Allen (10/3/1993 at Jets - QB Boomer Esiason)	94t
Irv Cross (10/25/1964 at Steelers - QB Terry Nofsinger)	94t
8. Jack Hinkle (10/9/1943 vs. Giants - QB Tuffy Leemans)	91

# ALL-TIME REGULAR SEASON SACKS



## ALL-TIME LEADERS IN SACKS

PLAYER	YEARS	SACKS
1. Reggie White (DE)	1985-92	124.0
2. Trent Cole (DE/LB)	2005-14	85.5
3. Clyde Simmons (DE)	1986-93	76.0
4. Hugh Douglas (DE)	1998-2002, 2004	54.5
5. Greg Brown (DE)	1982-86	50.5
6. Andy Harmon (DT)	1991-97	39.5
7. Seth Joyner (LB)	1986-93	37.0
8. William Fuller (DE)	1994-96	35.5
9. Dennis Harrison (DE)	1978-84	34.0
10. William Thomas (LB)	1991-99	33.0
11. Ken Clarke (DT)	1982-87	32.5
12. Corey Simon (DT)	2000-04	32.0
13. Connor Barwin (DE/LB)	2013-16	31.5
Juqua Parker (DE)	2005-11	31.5
Mike Mamula (DE)	1995-2000	31.5
16. Jerome Brown (DT)	1987-91	29.5
<b>17. Brandon Graham (DE/LB)</b>	<b>2010-16</b>	<b>29.0</b>
<b>18. Fletcher Cox (DT)</b>	<b>2012-16</b>	<b>28.5</b>
19. Darwin Walker (DT)	2000-06	27.5
20. Jason Babin (DE)	2009, 2011-12	26.0

**Note:** only includes figures since 1982 when sacks first became an official NFL statistic

## MOST SACKS, SEASON

PLAYER	YEAR	SACKS
1. Reggie White (DE)	1987	21.0
2. Clyde Simmons (DE)	1992	19.0
3. Jason Babin (DE)	2011	18.0
Reggie White (DE)	1988	18.0
Reggie White (DE)	1986	18.0
6. Greg Brown (DE)	1984	16.0
7. Clyde Simmons (DE)	1989	15.5
8. Hugh Douglas (DE)	2000	15.0
Reggie White (DE)	1991	15.0
10. Connor Barwin (LB)	2014	14.5

## MOST SACKS, GAME

PLAYER	GAME	SACKS
1. Hugh Douglas (DE)	10/18/1998 at Chargers	4.5
Clyde Simmons (DE)	9/15/1991 at Cowboys	4.5
3. Reggie White (DE)	9/25/1988 at Vikings	4.0
Reggie White (DE)	11/30/1986 at LA Raiders	4.0
Reggie White (DE)	11/2/1986 at StL Cardinals	4.0
Garry Cobb (LB)	10/5/1986 at Falcons	4.0
Greg Brown (DE)	12/16/1984 at Falcons	4.0

## MOST CONSECUTIVE GAMES WITH A SACK

PLAYER	YEAR	GAMES
1. Reggie White (last 4 games in 1986 and first 4 in '87)		8
Reggie White (last 7 games in 1987 and first in '88)		8
3. William Fuller	1994	7
Dennis Harrison	1982	7
5. Clyde Simmons	1992	6

## LONGEST FUMBLE RETURN FOR A TD

PLAYER	GAME	YARDS
1. Mike Patterson	9/24/2006 at 49ers	98t
2. Joselio Hanson	12/28/2008 vs. Cowboys	96t
Joe Lavender	9/23/1974 vs. Cowboys	96t
4. Joe Carter	9/25/1938 vs. NY Giants	92t
5. Bob Pylman	9/25/1938 vs. NY Giants	88t
6. Will Wynn	12/1/1974 vs. Packers	87t
7. Walter Thurmond	1/3/2016 at Giants	83t
8. Sheldon Brown	10/9/2005 at Cowboys	80t
9. Chris Clemons	12/28/2008 vs. Cowboys	73t
10. Reggie White	9/13/1987 at Redskins	70t

## MOST FUMBLE RETURNS FOR TD, CAREER

PLAYER	YEARS	TDs
1. Seth Joyner	1986-93	3
2. Juqua Parker	2005-11	2
Sheldon Brown	2002-09	2
Kevin Curtis	2007-09	2
William Thomas	1991-97	2
Reggie White	1985-92	2
Clyde Simmons	1986-90	2
Greg Brown	1981-84	2
Will Wynn	1973-76	2

## MOST BLOCKED PUNTS RETURNED FOR TD

PLAYER	TDs
1. (11 times) last Najee Goode (12/6/15 at Patriots) (24 yards)	1

## MOST BLOCKED FGs RETURNED FOR TD

PLAYER	TDs
1. (2 times) last Matt Ware (10/23/05 vs. Chargers) (65 yards)	1

## LONGEST RETURN AFTER MISSED FIELD GOAL

PLAYER	GAME	YARDS
1. Al Nelson	9/26/1971 vs. Cowboys	101t
2. Al Nelson	12/11/1966 vs. Browns	100t
3. Timmy Brown	9/16/1962 vs. StL Cardinals	99



# ALL-TIME REGULAR SEASON PUNTING



## ALL-TIME LEADING PUNTERS, GROSS AVERAGE (min. 100 punts)

Player	Years	Punts	Yards	Gross	Net	In20	Lg	Blk
1. Donnie Jones	2013-2016 (4)	307	13,938	45.40	40.5	117	72	3
2. Joe Muha	1946-1950(5)	179	7,688	42.95	NA	NA	82	2
3. Sav Rocca	2007-2010 (4)	299	12,817	42.87	37.6	102	65	1
4. Sean Landeta	1999-2002, 2005 (5)	376	16,092	42.80	35.9	96	64	1
5. King Hill	1961-1968(8)	254	10,765	42.38	NA	NA	80	0

## BEST GROSS PUNTING AVERAGE, SEASON (min. 40 punts)

Name	Year	Punts	Yards	Gross	Net	In20	Lg	Blk
1. Joe Muha	1948	57	2,694	47.26	NA	NA	82	0
2. Donnie Jones	2015	86	4,038	46.95	41.6	29	64	2
3. Mat McBriar	2012	55	2,560	46.55	36.5	13	66	1
4. Donnie Jones	2016	63	2,888	45.84	40.7	21	72	0
5. Donnie Jones	2013	82	3,681	44.89	40.5	33	70	1

## ALL-TIME LEADING PUNTERS, NET AVERAGE (min. 100 punts)

Player	Years	Punts	Yards	Gross	Net	In20	Lg	Blk
1. Donnie Jones	2013-2016 (4)	307	13,938	45.40	40.5	117	72	3
2. Sav Rocca	2007-2010 (4)	299	12,817	42.87	37.6	102	65	1
3. Dirk Johnson	2003-2006(4)	268	11,180	41.72	36.0	79	62	0
4. Sean Landeta	1999-2002, 2005 (5)	376	16,092	42.80	35.9	96	64	1
5. Jeff Feagles	1990-1993(3)	324	13,448	41.51	35.4	106	77	3

## BEST NET PUNTING AVERAGE, SEASON (min. 40 punts)

Name	Year	Punts	Yards	Gross	Net	In20	Lg	Blk
1. Donnie Jones	2015	86	4,038	47.0	41.6	29	64	2
2. Donnie Jones	2016	63	2,888	45.8	40.7	21	72	0
3. Donnie Jones	2013	82	3,681	44.9	40.5	33	70	1
4. Sav Rocca	2010	73	3,195	43.8	39.0	28	63	0
5. Donnie Jones	2014	76	3,331	43.8	38.9	34	68	0

Note: net average became an official stat in 1976

Led NFL

Led Conference

## MOST PUNTS, Career

PLAYER	PUNTS
1. Adrian Burk	393
2. Sean Landeta	376
3. Tom Hutton	349
4. John Teltschik	345
5. Max Runager	332

## MOST PUNTS INSIDE 20, Career

PLAYER	IN20
1. Donnie Jones	117
2. Jeff Feagles	106
3. Sav Rocca	102
4. Sean Landeta	96
5. Dirk Johnson	79

Inside-the-20 became official stat in 1976

## MOST PUNTS, Season

PLAYER (YEAR)	PUNTS
1. John Teltschik (1986)	108
2. Sean Landeta (1999)	107
3. Tom Hutton (1998)	104
4. John Teltschik (1988)	98
5. Sean Landeta (2001)	97

## MOST PUNTS INSIDE 20, Season

PLAYER (YEAR)	IN20
1. Donnie Jones (2014)	34
2. Donnie Jones (2013)	33
3. Jeff Feagles (1993)	31
4. Donnie Jones (2015)	29
Jeff Feagles (1991)	29

Inside-the-20 became official stat in 1976

## TOP SINGLE-GAME PUNTING PERFORMANCES

### LONGEST PUNT

PLAYER	GAME	YARDS
1. Randall Cunningham	12/3/1989 at Giants	91
2. Joe Muha	10/10/1948 vs. Giants	82
3. Randall Cunningham	10/16/1994 at Cowboys	80
King Hill	11/11/1962 vs. Packers	80
5. Jeff Feagles	9/15/1991 at Cowboys	77

### MOST PUNTS, Game

PLAYER	GAME	PUNTS
1. John Teltschik	12/6/1987 at NY Giants	15
2. Adrian Burk	12/12/1954 vs. Giants	12
Adrian Burk	11/2/1952 at Packers	12
Len Barnum	10/4/1942 vs. Redskins	12
Emmett Mortell	10/10/1937 at Redskins	12

### BEST GROSS PUNTING AVERAGE, Game (min. 4 punts)

PLAYER	GAME	AVG.
1. Mat McBriar	10/14/2012 vs. Lions	56.6
2. Chas Henry	9/9/2012 at Browns	55.0
3. Donnie Jones	10/19/2015 vs. Giants	54.3
4. Donnie Jones	9/15/2014 at Colts	53.8
5. Len Barnum	9/13/1942 at Steelers	53.5
Len Barnum	9/20/1942 at Cleveland Rams	53.5

### BEST NET PUNTING AVERAGE, Game (min. 4 punts, since 1976)

PLAYER	GAME	AVG.
1. Donnie Jones	11/17/2013 vs. Redskins	50.7
2. Donnie Jones	10/19/2015 vs. Giants	49.0
Sean Landeta	9/23/2001 at Seahawks	49.0
4. Jeff Feagles	10/5/1992 vs. Cowboys	48.8
5. Donnie Jones	12/22/2016 vs. Giants	47.8

# ALL-TIME REGULAR SEASON PUNT RETURNS



## ALL-TIME LEADING PUNT RETURNERS (min. 20 returns)

Player	Years	PR	FC	Yds	Avg	Lg	TDs
1. Ernie Steele	1942-48 (6)	44	NA	737	16.75	80t	1
2. Steve Van Buren	1944-51 (8)	34	NA	473	13.91	55t	2
3. Pat McHugh	1947-51 (5)	31	NA	402	12.97	69t	1
4. Brian Westbrook	2002-09 (8)	39	21	498	12.77	84t	2
<b>5. Darren Sproles</b>	<b>2014-16 (3)</b>	<b>94</b>	<b>47</b>	<b>1,176</b>	<b>12.51</b>	<b>89t</b>	<b>4</b>
6. Brian Mitchell	2000-02 (3)	117	66	1,369	11.70	76t	2
7. Frank Reagan	1949-51 (3)	27	NA	304	11.26	42	1
8. Bosh Pritchard	1942, 1947-51 (6)	91	NA	975	10.71	55t	1
9. Vai Sikahema	1992-93 (2)	73	30	778	10.66	87t	1
10. Larry Marshall	1974-77 (4)	104	16	1,086	10.44	48	0
11. Damaris Johnson	2012-13 (2)	38	35	391	10.29	98t	1

## BEST PUNT RETURN AVERAGE, SEASON (min. 15 returns)

Player	Year	PR	FC	Yds	Avg	Lg	TDs
1. Steve Van Buren	1944	15	NA	230	15.33	55	1
2. Brian Westbrook	2003	20	16	306	15.30	84t	2
3. DeSean Jackson	2009	29	15	441	15.21	85t	2
4. Alvin Haymond	1968	15	6	201	13.40	54t	1
<b>5. Darren Sproles</b>	<b>2016</b>	<b>17</b>	<b>13</b>	<b>224</b>	<b>13.18</b>	<b>66</b>	<b>0</b>
<b>6. Darren Sproles</b>	<b>2014</b>	<b>39</b>	<b>16</b>	<b>506</b>	<b>12.97</b>	<b>82t</b>	<b>2</b>
7. Reno Mahe	2005	21	9	269	12.81	44	0
8. Frank Reagan	1949	21	NA	266	12.67	42	1
9. Kelvin Martin	1995	17	10	214	12.59	38	0
10. Vai Sikahema	1992	40	10	503	12.58	87t	1
11. Brian Mitchell	2002	46	11	567	12.32	76t	1

Led NFL

Led Conference

## TOP SINGLE-GAME PUNT RETURN PERFORMANCES

### MOST PUNT RETURN YARDS, Game

PLAYER	GAME	YARDS
1. Alvin Haymond	10/6/1968 at Redskins	140
<b>2. Darren Sproles</b>	<b>12/6/2015 at Patriots</b>	<b>115</b>
3. Vai Sikahema	11/22/1992 at NY Giants	111
4. Reno Mahe	12/5/2005 vs. Seahawks	108
5. DeSean Jackson	9/13/2009 at Panthers	106
Ernie Steele	10/25/1942 at Bears	106

### MOST PUNT RETURNS, Game

PLAYER	GAME	PR
1. Larry Marshall	9/18/1977 vs. Buccaneers	9
2. DeSean Jackson	9/7/2008 vs. Rams	8
Evan Cooper	10/26/1986 vs. Chargers	8
Vai Sikahema	12/13/1992 at Seahawks	8
5. (7 times) last by Reno Mahe	12/5/2005 vs. Seahawks	7

### BEST PUNT RETURN AVERAGE, Game (min. 3 punt returns)

PLAYER	GAME	AVG.
1. Brian Mitchell	11/25/2002 at 49ers	33.0
<b>2. Darren Sproles</b>	<b>9/27/2015 at NY Jets</b>	<b>29.7</b>
<b>3. Darren Sproles</b>	<b>9/18/2014 at 49ers</b>	<b>28.7</b>
<b>4. Darren Sproles</b>	<b>11/10/2014 vs. Panthers</b>	<b>28.3</b>
Clyde Scott	10/30/1949 at Steelers	28.3

## MOST PUNT RETURNS, Career

PLAYER	RETURNS
1. Wally Henry	148
2. DeSean Jackson	131
3. Brian Mitchell	117
John Sciarra	117
5. Bill Bradley	111

## MOST PUNT RETURN YARDS, Career

PLAYER	YARDS
1. Brian Mitchell	1,369
2. DeSean Jackson	1,294
3. Wally Henry	1,231
<b>4. Darren Sproles</b>	<b>1,176</b>
5. Larry Marshall	1,086

## MOST PUNT RETURN TDs, Career

PLAYER	TDs
<b>1. Darren Sproles</b>	<b>4</b>
DeSean Jackson	4
3. Brian Westbrook	2
Brian Mitchell	2
Steve Van Buren	2

## MOST PUNT RETURNS, Season

PLAYER (YEAR)	RETURNS
1. Wally Henry (1981)	54
2. Rod Harris (1991)	53
3. DeSean Jackson (2008)	50
4. Brian Mitchell (2002)	46
Larry Marshall (1977)	46

## MOST PUNT RETURN YARDS, Season

PLAYER (YEAR)	YARDS
1. Brian Mitchell (2002)	567
<b>2. Darren Sproles (2014)</b>	<b>506</b>
3. Vai Sikahema (1992)	503
4. Larry Marshall (1977)	489
5. Brian Mitchell (2001)	467

## MOST PUNT RETURN TDs, Season

PLAYER (YEAR)	TDs
<b>1. Darren Sproles (2015)</b>	<b>2</b>
<b>Darren Sproles (2014)</b>	<b>2</b>
DeSean Jackson (2009)	2
Brian Westbrook (2003)	2

## LONGEST PUNT RETURNS

PLAYER (GAME)	YARDS
1. Damaris Johnson (12/2/2012 at Cowboys)	98t
<b>2. Darren Sproles (9/27/2015 at Jets)</b>	<b>89t</b>
3. Vai Sikahema (11/22/1992 at Giants)	87t
4. DeSean Jackson (9/13/2009 at Panthers)	85t
5. Brian Westbrook (10/19/2003 at Giants)	84t
<b>6. Darren Sproles (12/6/2015 at Patriots)</b>	<b>83t</b>
<b>7. Darren Sproles (9/28/2014 at 49ers)</b>	<b>82t</b>
8. Brian Westbrook (12/21/2003 vs. 49ers)	81t
Tommy McDonald (10/4/1959 vs. Giants)	81t
10. Ernie Steele (10/25/1942 at Bears)	(lateral) 80t

# ALL-TIME REGULAR SEASON KICKOFF RETURNS



## ALL-TIME LEADING KICKOFF RETURNERS (min. 25 returns)

Player	Years	KOR	Yds	Avg	Lg	TDs
1. Josh Huff	2014-16 (3)	42	1,165	27.74	107t	2
2. Steve Van Buren	1944-51 (8)	76	2,030	26.71	98t	3
3. Irv Cross	1961-69 (6)	28	745	26.61	74	0
4. Timmy Brown	1960-67 (8)	169	4,483	26.53	105t	5
5. Al Nelson	1965-73 (9)	101	2,625	25.99	78	0
6. Wilbert Montgomery	1977-84 (8)	32	814	25.44	99t	1
7. Quintin Demps	2008-09 (2)	58	1,469	25.33	100t	1
8. Brian Mitchell	2000-02 (3)	131	3,311	25.27	94t	2
9. Allen Rossum	1998-99 (2)	98	2,427	24.77	89t	1
10. Billy Walik	1970-72 (3)	67	1,640	24.48	82	0
11. Alvin Haymond	1968 (1)	28	677	24.18	98t	1

## BEST KICKOFF RETURN AVERAGE, SEASON (min. 1.25 ret/gm)

Player	Years	KOR	Yds	Avg	Lg	TDs
1. Al Nelson	1972	25	728	29.12	78	0
2. Steve Van Buren	1945	13	373	28.69	98t	1
3. Timmy Brown	1963	33	945	28.64	100t	1
4. Timmy Brown	1966	20	562	28.10	93t	2
5. Timmy Brown	1961	29	811	27.97	105t	1
6. Timmy Brown	1962	30	831	27.70	99t	1
7. Hershel Walker	1994	21	581	27.67	94t	1
8. Don Stevens	1952	16	433	27.06	51	0
9. Brian Mitchell	2002	43	1,162	27.02	57	0
10. Wilbert Montgomery	1977	23	619	26.91	99t	1

Led NFL

Led Conference

## TOP SINGLE-GAME KICKOFF RETURN PERFORMANCES

### MOST KICKOFF RETURN YARDS, Game

PLAYER	GAME	YARDS
1. Derrick Witherspoon	11/24/1996 at Ari. Cardinals	253
2. Timmy Brown	11/6/1966 vs. Cowboys	247
3. Allen Rossum	11/14/1999 vs. Redskins	222
4. Quintin Demps	11/9/2008 vs. Giants	220
5. Duce Staley	11/30/1997 vs. Bengals	195

### MOST KICKOFF RETURNS, Game

PLAYER	GAME	KOR
1. Quintin Demps	11/9/2008 vs. Giants	8
Allen Rossum	11/21/1999 vs. Colts	8
Derrick Witherspoon	11/24/1996 at Ari. Cardinals	8
4. (5 times) last by Ellis Hobbs	9/20/2009 vs. Saints	7

### BEST KICKOFF RETURN AVERAGE, Game (min. 3 kickoff returns)

PLAYER	GAME	AVG
1. Timmy Brown	9/22/1963 vs. Cardinals	59.0
2. Alvin Haymond	9/22/1968 vs. NY Giants	51.0
3. Timmy Brown	11/6/1966 vs. Cowboys	49.4
4. Derrick Witherspoon	9/22/1996 at Falcons	48.0
5. Allen Rossum	11/14/1999 vs. Redskins	44.4

### MOST KICKOFF RETURNS FOR A TD, Game

PLAYER	GAME	TDs
1. Timmy Brown	11/6/1966, 93 & 90 yards vs. Cowboys	2*

\* NFL Record

## MOST KICKOFF RETURNS, Career

PLAYER	RETURNS
1. Timmy Brown	169
2. Brian Mitchell	131
3. Al Nelson	101
4. Allen Rossum	98
5. Larry Marshall	88

## MOST KICKOFF RETURN YARDS, Career

PLAYER	YARDS
1. Timmy Brown	4,483
2. Brian Mitchell	3,311
3. Al Nelson	2,625
4. Allen Rossum	2,427
5. Larry Marshall	2,075

## MOST KICKOFF RETURN TDs, Career

PLAYER	TDs
1. Timmy Brown	5
2. Derrick Witherspoon	3
Steve Van Buren	3
4. Josh Huff	2
Brian Mitchell	2

## MOST KICKOFF RETURNS, Season

PLAYER (YEAR)	RETURNS
1. Allen Rossum (1999)	54
2. Derrick Witherspoon (1996)	53
3. Quintin Demps (2008)	52
4. Herman Hunter (1985)	48
5. Brian Mitchell (2000)	47
Duce Staley (1997)	47

## MOST KICKOFF RETURN YARDS, Season

PLAYER (YEAR)	YARDS
1. Allen Rossum (1999)	1,347
2. Quintin Demps (2008)	1,314
3. Derrick Witherspoon (1996)	1,271
4. Brian Mitchell (2002)	1,162
5. Duce Staley (1997)	1,139

## MOST KICKOFF RETURN TDs, Season

PLAYER (YEAR)	TDs
1. Derrick Witherspoon (1996)	2

## LONGEST KICKOFF RETURNS

PLAYER (GAME)	YARDS
1. Josh Huff (11/23/2014 vs. Titans)	107t
2. Timmy Brown (9/17/1961 vs. Browns)	105t
3. Russ Craft (10/7/1950 vs. LA Rams)	103t
4. Chris Polk (9/21/2014 vs. Redskins)	102t
5. Quintin Demps (11/23/2008 at Ravens)	100t
Timmy Brown (9/22/1963 vs. StL. Cardinals)	100t
Dave Smukler (11/13/1938 at Brooklyn Dodgers)	100t

# STARTING QB RECORDS / NFL RECORDS



## STARTING QUARTERBACK RECORDS

### Year Quarterbacks (Record as a starter)

1956 Bobby Thomason (3-5-1), Adrian Burk (0-3)  
1957 Thomason (2-5), Sonny Jurgensen (2-3)  
1958 Norm Van Brocklin (2-9-1)  
1959 Van Brocklin (7-5)  
1960 Van Brocklin (10-2)  
1961 Jurgensen (10-4)  
1962 Jurgensen (3-9-1), King Hill (0-1)  
1963 Jurgensen (2-6-1), Hill (0-4-1)  
1964 Norm Snead (4-6), Hill (1-1), Jack Concannon (1-1)  
1965 Snead (4-5), Hill (1-4)  
1966 Snead (5-5), Hill (2-0), Concannon (2-0)  
1967 Snead (6-7-1)  
1968 Snead (2-9), Hill (0-2), John Huarte (0-1)  
1969 Snead (4-8-1), George Mira (0-1)  
1970 Snead (3-9-1), Rick Arrington (0-1)  
1971 Pete Liske (5-5), Arrington (1-2-1)  
1972 John Reaves (0-7), Liske (2-4-1)  
1973 Roman Gabriel (5-8-1)  
1974 Gabriel (4-7), Mike Boryla (3-0)  
1975 Gabriel (2-7), Boryla (2-3)  
1976 Boryla (3-7), Gabriel (1-3)  
1977 Ron Jaworski (5-9)  
1978 Jaworski (9-7)  
1979 Jaworski (11-5)  
1980 Jaworski (12-4)  
1981 Jaworski (10-6)  
1982 Jaworski (3-6)  
1983 Jaworski (5-11)  
1984 Jaworski (5-7-1), Joe Pisarcik (1-2)  
1985 Jaworski (6-6), Randall Cunningham (1-3)  
1986 Jaworski (3-6), Cunningham (1-3-1), Matt Cavanaugh (1-1)  
1987 Cunningham (7-5), Scott Tinsley (0-3)  
1988 Cunningham (10-6)  
1989 Cunningham (11-5)  
1990 Cunningham (10-6)  
1991 Jim McMahon (8-3), Cunningham (1-0), Jeff Kemp (1-1), Brad Goebel (0-2)  
1992 Cunningham (10-5), McMahon (1-0)  
1993 Bubby Brister (4-4), Cunningham (4-0), Ken O'Brien (0-4)  
1994 Cunningham (7-7), Brister (0-2)  
1995 Rodney Peete (9-3), Cunningham (1-3)  
1996 Ty Detmer (7-4), Peete (3-2)  
1997 T. Detmer (2-5), Bobby Hoying (2-3-1), Peete (2-1)  
1998 Hoying (1-6), Koy Detmer (1-4), Peete (1-3)  
1999 Doug Pederson (2-7), Donovan McNabb (2-4), K. Detmer (1-0)  
2000 McNabb (11-5)  
2001 McNabb (11-5)  
2002 McNabb (7-3), A.J. Feeley (4-1), K. Detmer (1-0)  
2003 McNabb (12-4)  
2004 McNabb (13-2), K. Detmer (0-1)  
2005 McNabb (4-5), Mike McMahon (2-5)  
2006 McNabb (5-5), Jeff Garcia (5-1)  
2007 McNabb (8-6), Feeley (0-2)  
2008 McNabb (9-6-1)  
2009 McNabb (10-4), Kevin Kolb (1-1)  
2010 Vick (8-3), Kolb (2-3)  
2011 Vick (7-6), Vince Young (1-2)

2012 Vick (3-7), Nick Foles (1-5)  
2013 Vick (2-4), Foles (8-2)  
2014 Foles (6-2), Mark Sanchez (4-4)  
2015 Sam Bradford (7-7), Sanchez (0-2)  
2016 Carson Wentz (7-9)

## NFL RECORDS HELD BY AN EAGLE

### Most Touchdown Passes, Game

7 Nick Foles (11/3/2013 at Raiders) and Adrian Burk (10/17/1954 at Redskins); tied with Sid Luckman, Bears (1943); George Blanda, Hou. Oilers (1961); Y.A. Tittle, Giants (1962); Joe Kapp, Vikings (1969); Peyton Manning, Broncos (2013) and Drew Brees, Saints (2015)

### Longest Touchdown Pass

99 Ron Jaworski to Mike Quick, (11/10/1985 vs. Falcons) (OT); tied with many others

### Most Interception Returns for TDs, Season

4 Eric Allen, 1993; tied with Jim Kearney, Chiefs (1972) and Ken Houston, Oilers (1971)

### Most Interceptions, Game

4 Russ Craft (9/24/1950 at Cardinals); tied with 17 others

### Most Kickoff Return TDs, Game

2 Timmy Brown (11/6/1966 vs. Cowboys), 93 and 90 yards; tied with Travis Williams, Packers (1967); Ron Brown, LA Rams (1985); Tyrone Hughes, Saints (1994); Chad Morton, Jets (2002); Devin Hester, Bears (2006); Andre Davis, Texans (2007); and Josh Cribbs, Browns (2009)

### Most 50-Plus-Yard Touchdowns, Season

8 DeSean Jackson (2009); tied with Elroy "Crazy Legs" Hirsch, LA Rams (1951) and Devin Hester, Bears (2007)

# ALL-TIME REGULAR SEASON ROOKIE RECORDS



## PASSING

### MOST ATTEMPTS, Season

1. Carson Wentz, 2016	607
2. Nick Foles, 2012	265
3. John Reaves, 1972	224
4. Donovan McNabb, 1999	216
5. Davey O'Brien, 1939	201
6. Mike Boryla, 1974	102
7. Foster Watkins, 1940	85
8. Randall Cunningham, 1985	81
9. Rick Arrington, 1970	73
Red Kirkman, 1933	73

### MOST COMPLETIONS, Season

1. Carson Wentz, 2016	379
2. Nick Foles, 2012	161
3. John Reaves, 1972	108
4. Donovan McNabb, 1999	106
5. Davey O'Brien, 1939	99
6. Mike Boryla, 1974	60
7. Rick Arrington, 1970	37
8. Randall Cunningham, 1985	34
9. Sonny Jurgensen, 1957	33
10. Matt Barkley, 2013	30
Brad Goebel, 1991	30

### MOST YARDS, Season

1. Carson Wentz, 2016	3,782
2. Nick Foles, 2012	1,699
3. John Reaves, 1972	1,508
4. Davey O'Brien, 1939	1,324
5. Donovan McNabb, 1999	948
6. Mike Boryla, 1974	580
7. Foster Watkins, 1940	565
8. Randall Cunningham, 1985	548
9. Sonny Jurgensen, 1957	470
10. Red Kirkman, 1933	354

### MOST TD PASSES, Season

1. Carson Wentz, 2016	16
2. Donovan McNabb, 1999	8
3. John Reaves, 1972	7
4. Nick Foles, 2012	6
Davey O'Brien, 1939	6
6. Mike Boryla, 1974	5
Sonny Jurgensen, 1957	5

### BEST COMP. PCT., SEASON (min. 75 atts.)

1. Carson Wentz, 2016	62.4
2. Nick Foles, 2012	60.8
3. Mike Boryla, 1974	58.8
4. Davey O'Brien, 1939	49.3
5. Donovan McNabb, 1999	49.1

### BEST QB RATING, SEASON (min. 75 atts.)

1. Carson Wentz, 2016	79.3
2. Nick Foles, 2012	79.1
3. Mike Boryla, 1974	78.9
4. Donovan McNabb, 1999	60.1
5. John Reaves, 1972	58.4

## RUSHING

### MOST ATTEMPTS, Season

1. Po James (FB), 1972	182
2. Keith Byars (FB), 1986	177
3. Lee Bougness (FB), 1970	159
4. LeSean McCoy, 2009	155
5. Billy Barnes, 1957	143
6. James Joseph, 1991	135
7. Correll Buckhalter, 2001	129
8. Clarence Peaks, 1957	125
9. Mike Hogan, 1976	123
10. Leroy Keys, 1969	121

### MOST YARDS, Season

1. LeSean McCoy, 2009	637
2. Correll Buckhalter, 2001	586
3. Keith Byars (FB) 1986	577
4. Po James (FB), 1972	565
5. Bryce Brown, 2012	564
6. Mike Hogan (FB), 1976	561
7. Billy Barnes, 1957	529
8. Clarence Peaks, 1957	495
9. Steve Van Buren, 1944	444
10. James Joseph, 1991	440

### MOST TOUCHDOWNS, Season

1. Steve Van Buren, 1944	5
Don Johnson, 1953	5
3. Bryce Brown, 2012	4
LeSean McCoy, 2009	4
Ken Keller, 1956	4
Mel Bleeker, 1944	4
Jim Castiglia (FB), 1941	4
8. Ryan Moats, 2005	3
Charlie Garner, 1994	3
Vaughn Hebron, 1993	3
Many others	3

## RECEIVING

### MOST RECEPTIONS, Season

1. Keith Jackson (TE), 1988	81
2. Jordan Matthews, 2014	67
3. DeSean Jackson, 2008	62
4. Don Looney (E), 1940	58
5. Jeremy Maclin, 2009	56
6. Charle Young (TE), 1973	55
7. Lee Bougness (RB), 1970	50
8. Reggie Brown, 2005	43
9. Victor Bailey, 1993	41
Junior Tautalasati (RB), 1986	41
11. LeSean McCoy (RB), 2009	4

### MOST YARDS, Season

1. DeSean Jackson, 2008	912
2. Jordan Matthews, 2014	872
3. Keith Jackson (TE), 1988	869
4. Charle Young (TE), 1973	854
5. Jeremy Maclin, 2009	773
6. Fred Barnett, 1990	721
7. Don Looney (E), 1940	707
8. Calvin Williams, 1990	602
9. Reggie Brown, 2005	571
10. Victor Bailey, 1993	545

## RECEIVING (Cont.)

### MOST TOUCHDOWNS, Season

1. Calvin Williams, 1990	9
2. Jordan Matthews, 2014	8
Fred Barnett, 1990	8
Bobby Walston (E), 1951	8
5. Pete Pihos (E), 1947	7
6. Keith Jackson (TE), 1988	6
Charle Young (TE), 1973	6
8. Hal Giancanelli (B), 1953	5
9. Zach Ertz (TE), 2013	4
Jeremy Maclin (WR), 2009	4
Many others	4

## TOTAL OFFENSE

### MOST SCRIMMAGE YARDS, Season

1. DeSean Jackson (WR), 2008	1,008
2. LeSean McCoy (RB), 2009	945
3. Charle Young (TE), 1973	878
4. Jordan Matthews (WR), 2014	872
5. Keith Jackson (TE), 1988	869
6. Lee Bougness (RB), 1970	802
7. Jeremy Maclin (WR), 2009	766
8. Billy Barnes (RB), 1957	741
9. Fred Barnett (WR), 1990	734
10. Po James (FB), 1972	721

### MOST TOUCHDOWNS, Season

1. Calvin Williams (WR), 1990	9
2. Jordan Matthews (WR), 2014	8
Fred Barnett (WR), 1990	8
Bobby Walston (E), 1951	8
Pete Pihos (E), 1947	8
Mel Bleeker (RB), 1944	8
7. Charle Young (TE), 1973	7
Don Johnson (RB), 1953	7
Steve Van Buren (RB), 1944	7
10. Keith Jackson (TE), 1988	6
Hal Giancanelli (B), 1953	6

# ALL-TIME REGULAR SEASON ROOKIE RECORDS



## SACKS (since 1982)

### MOST SACKS, Season

1. Corey Simon (DT), 2000	9.5
2. Derrick Burgess (DE), 2001	6.0
<b>3. Fletcher Cox (DT), 2012</b>	<b>5.5</b>
Mike Mamula (DE), 1995	5.5
5. Trent Cole (DE), 2005	5.0
6. Jerome Brown (DT), 1987	4.0
7. Mike Patterson (DT), 2005	3.5
<b>8. Brandon Graham (DE), 2010</b>	<b>3.0</b>
<b>9. Destiny Vaeao (DT), 2016</b>	<b>2.0</b>
Five others	2.0

## INTERCEPTIONS (since 1940)

### MOST INTERCEPTIONS, Season

1. Tom Brookshier (DB), 1953	8
Bibbles Bawel (B), 1952	8
3. Herman Edwards (DB), 1977	6
4. Eric Allen (DB), 1988	5
Randy Logan (S), 1973	5
Jerry Norton (DB), 1954	5
Steve Van Buren (B), 1944	5
8. Roynell Young (CB), 1980	4
Brenard Wilson (S), 1979	4
10. Nate Allen (S), 2010, others with	3

## PUNT RETURNS

### MOST PUNT RETURNS, Season

1. DeSean Jackson, 2008	50
2. Evan Cooper, 1984	40
3. Bibbles Bawel, 1952	34
4. Bill Bradley, 1969	28
5. Damaris Johnson, 2012	26
Tommy McDonald, 1957	26
7. Allen Rossum, 1998	22
8. Jerry Norton, 1954	21
9. Bobby Morse, 1987	20
Billy Walik, 1970	20

### MOST PUNT RETURN YARDS, Season

1. DeSean Jackson, 2008	440
2. Damaris Johnson, 2012	291
3. Bibbles Bawel, 1952	261
4. Evan Cooper, 1984	250
5. Steve Van Buren, 1944	230
6. Dexter Wynn, 2004	194
7. Allen Rossum, 1998	187
8. Ernie Steele, 1942	184
9. Bill Bradley, 1969	181
10. Don Stevens, 1952	172

## BEST PUNT RETURN AVERAGE, Season

1. Pat McHugh, 1947, 10 returns	15.69
2. Steve Van Buren, 1944, 15	15.33
3. Damaris Johnson, 2012, 22	11.19
4. Dexter Wynn, 2004, 18	10.78
5. Don Stevens, 1952, 16	10.75
6. Jorrick Calvin, 2010, 12	10.42
7. Ken Keller, 1956, 15	9.73
Bosh Pritchard, 1942, 11	9.73
9. DeSean Jackson, 2008, 50	8.80
10. Allen Rossum, 1998, 22	8.50
11. Art Powell, 1959, 15	8.27

minimum 10 returns, since 1941

## KICKOFF RETURNS

### MOST KICKOFF RETURNS, Season

1. Quintin Demps, 2008	52
2. Herman Hunter, 1985	48
3. Duce Staley, 1997	47
4. Brandon Boykin, 2012	45
5. Allen Rossum, 1998	44
6. J.R. Reed, 2004	33
7. Jorrick Calvin, 2010	32
Billy Walik, 1970	32
9. Dion Lewis, 2011	31
10. Ted Dean, 1960	26
Al Nelson, 1965	26

### MOST KICKOFF RETURN YARDS, Season

1. Quintin Demps, 2008	1,314
2. Duce Staley, 1997	1,139
3. Allen Rossum, 1998	1,080
4. Herman Hunter, 1985	1,047
5. Brandon Boykin, 2012	1,037
6. Billy Walik, 1970	805
7. J.R. Reed, 2004	761
8. Jorrick Calvin, 2010	692
9. Al Nelson, 1965	683
10. Dion Lewis, 2011	669

### BEST KICKOFF RETURN AVG, Season

1. Josh Huff, 2014, 14 returns	29.64
2. Tommy McDonald, 1957, 11	27.64
3. Israel Lang, 1964, 13	27.08
4. Art Powell, 1959, 14	27.07
5. Don Stevens, 1952, 16	27.06
6. Wilbert Montgomery, 1977, 23	26.91
7. Al Nelson, 1965, 26	26.27
8. Quintin Demps, 2008, 52	25.27
9. Billy Walik, 1970, 32	25.16
10. Allen Rossum, 1998, 44	24.55

minimum 10 returns, since 1941

## KICKING

### MOST FIELD GOALS MADE, Season

1. Cody Parkey, 2014	32
2. Paul McFadden, 1984	30
3. Alex Henery, 2011	24
4. Tony Franklin, 1979	23
5. Mark Moseley, 1970	14

### MOST FIELD GOAL ATTEMPTS, Season

1. Paul McFadden, 1984	37
2. Cody Parkey, 2014	36
3. Tony Franklin, 1979	31
4. Alex Henery, 2011	27
5. Mark Moseley, 1970	25

### BEST FIELD GOAL PERCENTAGE, Season

1. Cody Parkey, 2014, 32-36	88.9
Alex Henery, 2011, 24-27	88.9
3. Paul McFadden, 1984, 30-37	81.1
4. Tony Franklin, 1979, 23-31	74.2
5. Mark Moseley, 1970, 14-25	56.0

### MOST KICKING POINTS, Season

1. Cody Parkey, 2014	150
2. Alex Henery, 2011	118
3. Paul McFadden, 1984	116
4. Tony Franklin, 1979	105
5. Mark Moseley, 1970	67

## PUNTING

### MOST PUNTS, Season

1. John Teltschik, 1986	108
2. Tom Hutton, 1995	85
3. Merritt Kersey, 1974	82
4. Max Runager, 1979	74
Bill Bradley, 1969	74

### MOST PUNTING YARDS, Season

1. John Teltschik, 1986	4,493
2. Tom Hutton, 1995	3,682
3. Sav Rocca, 2007	3,066
4. Merritt Kersey, 1974	2,959
5. Bill Bradley, 1969	2,942

### BEST GROSS PUNTING AVERAGE, Season

1. Tom Hutton, 1995, 85	43.32
2. Chas Henry, 2011, 66	42.88
3. Sav Rocca, 2007, 73	42.00
4. John Teltschik, 1986, 108	41.60
5. Bill Bradley, 1969, 74	39.76

# SUPERLATIVE ROOKIE PERFORMANCES



## 100-YARD RUSHING PERFORMANCES, ROOKIES

PLAYER (GAME)	DATE	YDS (ATT-LG-TD)
1. Bryce Brown vs. Panthers (L)	11/26/2012	178 (19-65t-2)
2. Bryce Brown at Cowboys (L)	12/2/2012	169 (24-39-2)
3. Correll Buckhalter vs. Cardinals (L)	10/7/2001	134 (21-37-0)
4. Steve Van Buren at Bk. Tigers (W)	11/5/1944	129 (12-70t-2)
5. Keith Byars vs. StL Cardinals (T) OT	12/7/1986	127 (24-32-0)
6. Charlie Garner vs. Redskins (W)	10/9/1994	122 (28-12-0)
7. Don Johnson at Giants (L)	11/29/1953	121 (13-63t-1)
8. Ryan Moats vs. Giants (L) OT	12/11/2005	114 (11-40t-2)
9. Charlie Garner at 49ers (W)	10/2/1994	111 (16-28t-2)
10. Toy Ledbetter at Bal. Colts (W)	10/15/1950	107 (23-14-1)
11. Mike Hogan vs. Seahawks (W)	12/12/1976	104 (19-18-0)
Bosh Pritchard at Bk. Dodgers (W)	11/15/1942	104 (14-26-0)
13. Wilbert Montgomery vs. Jets (W)	12/18/1977	103 (22-27-2)
14. Mike Hogan vs. Redskins (L) OT	9/27/1976	100 (22-32-0)
Don Johnson vs. Bal.Colts (W)	11/15/1953	100 (11-66t-2)

## 100-YARD RECEIVING PERFORMANCES, ROOKIES

PLAYER (GAME)	DATE	YDS (REC, TD)
1. Don Looney at Redskins (L)	12/1/1940	180 (14, 0)
2. Hank Baskett vs. Falcons (W)	12/31/2006	177 (7, 1)
3. Jeremy Maclin at Cowboys (L)	1/9/2010 - NFC-WC	146 (7, 1)
4. Jeremy Maclin vs. Buccaneers (W)	10/11/2009	142 (6, 2)
Keith Jackson at Bears (L)	12/31/1988 - NFC-D	142 (7, 0)
6. Jordan Matthews vs. Panthers (W)	11/10/2014	138 (7, 2)
7. Don Looney at Cle. Rams (L)	9/22/1940	129 (8, 2)
8. Clyde Scott at Redskins (W)	11/13/1949	127 (4, 1)
9. Herman Hunter vs. LA Rams (W)	10/13/1985	120 (6, 1)
10. Fred Meyer at Redskins (L)	11/1/1942	119 (4, 0)
11. Bobby Walston at Giants (L)	10/21/1951	118 (6, 2)
12. Don Looney at Packers (L)	9/15/1940	115 (8, 1)
13. Fred Barnett vs. Vikings (W)	10/15/1990	114 (4, 1)
14. Charle Young (TE) at Cowboys (L)	11/18/1973	113 (4, 1)
15. Hank Baskett vs. Cowboys (W)	10/8/2006	112 (3, 1)
Fred Barnett at Bills (L)	12/2/1990	112 (2, 1)
Charle Young (TE) at 49ers (L)	12/2/1973	112 (6, 1)
18. DeSean Jackson at Cowboys (L)	9/15/2008	110 (6, 0)
19. Fred Barnett vs. Packers (W)	12/16/1990	108 (5, 0)
Charle Young (TE) vs. Patriots (W)	11/4/1973	108 (8, 2)
Pete Pihos vs. Packers (W)	12/14/1947	108 (4, 1)
22. Jordan Matthews at Packers (L)	11/16/2014	107 (5, 1)
23. DeSean Jackson vs. Rams (W)	9/7/2008	106 (6, 0)
24. Jordan Matthews at Giants (W)	12/28/2014	105 (8, 1)
25. Charle Young (TE) at Redskins (L)	12/16/1973	104 (5, 1)

## LONGEST RUSHING TDs, ROOKIES

PLAYER (GAME)	YARDS
1. Herman Hunter (11/24/1985 at Cowboys) . . . . .	74t
2. John Brewer (10/4/1952 vs. Giants) . . . . .	71t
3. Steve Van Buren (11/5/1944 at Brooklyn Tigers) . . . . .	70t
John Kusko (11/22/1936 vs. Bears) . . . . .	70t
5. LeSean McCoy (11/1/2009 vs. Giants) . . . . .	66t
Don Johnson (11/15/1953 vs. Baltimore Colts) . . . . .	66t
7. Bryce Brown (12/26/2012 vs. Panthers) . . . . .	65t
8. Don Johnson (11/29/1953 at Giants) . . . . .	63t
9. Ryan Moats (12/18/2005 at Rams) . . . . .	59t
10. Ken Keller (10/14/1956 at Steelers) . . . . .	51t

## LONGEST KICKOFF RETURNS, ROOKIES

PLAYER	DATE	YARDS
1. Josh Huff vs. Titans (W)	11/23/2014	107t
2. Quintin Demps at Ravens (L)	11/23/2008	100t
3. Wilbert Montgomery vs. Giants (W)	12/11/1977	99t
4. Steve Van Buren vs. Giants (T)	11/12/1944	97t
Bosh Pritchard at Redskins (L)	11/1/1942	97t
6. Art Powell vs. Giants (W)	10/4/1959	95
7. Andre Waters vs. Redskins (W)	11/18/1984	89t
8. <b>Wendell Smallwood at Redskins (L)</b>	<b>10/16/2016</b>	<b>86t</b>
9. Billy Walik at Packers (L)	10/25/1970	82
10. Jim Castiglia vs. Redskins (L)	10/19/1941	72

## LONGEST PUNT RETURNS, ROOKIES

PLAYER	DATE	YARDS
1. Damaris Johnson at Cowboys (L)	12/2/2012	98t
2. Clyde Scott at Steelers (W)	10/30/1949	70t
3. Pat McHugh at Boston Yanks (L)	11/23/1947	69t
4. DeSean Jackson vs. Redskins (L)	10/5/2008	68t
5. Bob Shann vs. Lions (L)	12/19/1965	63t
6. Ernie Steele at NY Giants (L)	10/11/1942	62
7. DeSean Jackson vs. Rams (W)	9/7/2008	60
8. Art Powell vs. Steelers (W)	10/11/1959	58t
9. Don Stevens vs. Redskins (W)	11/9/1952	56t
10. Steve Van Buren vs. Boston Yanks (W)	10/22/1944	55t

## TOP PASSING PERFORMANCES, ROOKIES

PLAYER (GAME)	YARDS
1. <b>Nick Foles (12/9/2012 at Buccaneers)</b> . . . . .	<b>381</b>
2. <b>Carson Wentz (11/6/2016 at Giants)</b> . . . . .	<b>364</b>
3. <b>Nick Foles (12/23/2012 vs. Redskins)</b> . . . . .	<b>345</b>
4. <b>Carson Wentz (12/11/2016 vs. Redskins)</b> . . . . .	<b>314</b>
5. <b>Carson Wentz (12/4/2016 at Bengals)</b> . . . . .	<b>308</b>
6. <b>Carson Wentz (9/25/2016 vs. Steelers)</b> . . . . .	<b>301</b>
7. Davey O'Brien (11/12/1939 vs. Packers) . . . . .	289
8. <b>Carson Wentz (9/11/2016 vs. Browns) - first start</b> . . . . .	<b>278</b>

PLAYER (GAME)	COMPLETIONS
1. <b>Carson Wentz (12/4/2016 at Bengals)</b> . . . . .	<b>36</b>
2. <b>Carson Wentz (12/11/2016 vs. Redskins)</b> . . . . .	<b>32</b>
<b>Carson Wentz (10/30/2016 at Cowboys)</b> . . . . .	<b>32</b>
<b>Nick Foles (12/23/2012 vs. Redskins)</b> . . . . .	<b>32</b>
<b>Nick Foles (12/9/2012 at Buccaneers)</b> . . . . .	<b>32</b>

PLAYER (GAME)	TOUCHDOWNS
1. Donovan McNabb (1/2/2000 vs. StL Rams) . . . . .	3
Sonny Jurgensen (11/24/1957 vs. Redskins) . . . . .	3
3. many times . . . . .	2

## LONGEST RECEIVING TDs, ROOKIES

PLAYER (GAME)	YARDS
1. Fred Barnett (12/2/1990 at Bills) . . . . .	95t
2. Hank Baskett (12/31/2006 vs. Falcons) . . . . .	89t
3. Hank Baskett (10/8/2006 vs. Cowboys) . . . . .	87t
4. Kenny Jackson (10/21/1984 vs. NY Giants) . . . . .	83t
5. Charle Young (11/18/1973 at Cowboys) . . . . .	80t
6. Mel Bleeker (10/22/1944 vs. Boston Yanks) . . . . .	75t
7. Glen Young (11/6/1983 vs. Cowboys) . . . . .	71t
8. Clyde Scott (11/13/1949 at Redskins) . . . . .	70t

# ALL-TIME 300-YARD PASSING GAMES



Date	Player/Opponent/Result	Att-Cmp-Yd-TD-INT		
12/11/16	<b>Carson Wentz* vs. Redskins (L)</b>	<b>46-32-314-1-1</b>	9/12/04	Donovan McNabb vs. Giants (W) 36-26-330-4-0
12/4/16	<b>Carson Wentz* at Bengals (L)</b>	<b>60-36-308-1-3</b>	11/16/03	Donovan McNabb vs. Giants (W) 30-24-314-2-0
11/6/16	<b>Carson Wentz* at Giants (L)</b>	<b>47-27-364-0-2</b>	11/2/03	Donovan McNabb at Falcons (W) 33-21-312-1-0
9/25/16	<b>Carson Wentz* vs. Steelers (W)</b>	<b>31-23-301-2-0</b>	9/9/01	Donovan McNabb vs. Rams (L) 48-32-312-2-1
1/3/16	Sam Bradford at Giants (W)	38-30-320-2-1	12/10/00	Donovan McNabb at Browns (W) 36-23-390-4-0
12/26/15	Sam Bradford vs. Redskins (L)	56-37-380-1-0	10/1/00	Donovan McNabb vs. Falcons (W) 44-30-311-2-1
12/20/15	Sam Bradford vs. Cardinals (L)	41-28-361-2-2	11/30/97	Bobby Hoying vs. Bengals (W) 42-26-313-4-1
10/11/15	Sam Bradford vs. Saints (W)	45-32-333-2-2	11/24/96	Ty Detmer at Cardinals (L) 38-21-322-0-1
9/14/15	Sam Bradford at Falcons (L)	52-36-336-1-2	11/10/96	Ty Detmer vs. Bills (L) 44-26-315-2-1
12/20/14	Mark Sanchez at Redskins (L)	50-37-374-2-1	10/27/96	Ty Detmer vs. Panthers (W) 38-23-342-1-1
11/23/14	Mark Sanchez vs. Titans (W)	43-30-307-1-2	12/24/94	Bubby Brister at Bengals (L) 37-26-325-1-0
11/16/14	Mark Sanchez at Packers (L)	44-26-346-2-2	12/4/94	R. Cunningham vs. Cowboys (L) 46-29-327-2-1
11/10/14	Mark Sanchez vs. Panthers (W)	37-20-332-2-0	10/24/94	R. Cunningham vs. Oilers (W) 24-13-310-2-1
10/26/14	<b>Nick Foles at Cardinals (L)</b>	<b>62-36-411-2-2</b>	9/12/94	R. Cunningham vs. Bears (W) 36-24-311-3-0
9/21/14	<b>Nick Foles vs. Redskins (W)</b>	<b>41-27-325-3-0</b>	9/4/94	R. Cunningham at Giants (L) 39-20-344-2-0
9/15/14	<b>Nick Foles at Colts (W)</b>	<b>37-21-331-1-1</b>	1/3/94	Bubby Brister at 49ers (W) OT 43-26-350-3-1
9/7/14	<b>Nick Foles vs. Jaguars (W)</b>	<b>45-27-322-2-1</b>	9/19/93	R. Cunningham vs. Redskins (W) 39-25-360-3-2
12/15/13	<b>Nick Foles at Vikings (L)</b>	<b>48-30-428-3-1</b>	12/13/92	R. Cunningham at Seahawks (W) OT 44-27-365-0-1
11/3/13	<b>Nick Foles at Raiders (W)</b>	<b>28-22-406-7-0</b>	11/10/91	Jim McMahon at Browns (W) 43-26-341-3-1
9/15/13	Michael Vick vs. Chargers (L)	36-23-428-2-0	12/18/89	R. Cunningham at Saints (L) 39-19-306-2-2
12/23/12	<b>Nick Foles* vs. Redskins (L)</b>	<b>48-32-345-1-1</b>	10/2/89	R. Cunningham at Bears (L) 62-32-401-1-4
12/9/12	<b>Nick Foles* at Buccaneers (W)</b>	<b>51-32-381-2-0</b>	9/17/89	R. Cunningham at Redskins (W) 46-34-447-5-1
10/14/12	Michael Vick vs. Lions (L)	46-28-311-2-2	12/31/88	R. Cunningham at Bears (L) 54-27-407-0-3
9/16/12	Michael Vick vs. Ravens (W)	32-23-371-1-2	11/6/88	R. Cunningham vs. Rams (W) 39-22-323-3-0
9/9/12	Michael Vick at Browns (W)	56-29-317-2-4	10/10/88	R. Cunningham vs. Giants (W) 41-31-369-3-0
1/1/12	Michael Vick vs. Redskins (W)	39-24-335-3-1	11/29/87	R. Cunningham at Patriots (W) OT 31-18-314-2-1
11/27/11	Vince Young vs. Patriots (L)	48-26-400-1-1	10/11/87	Scott Tinsley at Cowboys (L) 34-24-338-3-0
10/9/11	Michael Vick at Bills (L)	40-26-315-2-4	12/15/85	Ron Jaworski at Chargers (L) 48-29-334-1-3
10/2/11	Michael Vick vs. 49ers (L)	46-30-416-2-1	12/1/85	Ron Jaworski vs. Vikings (L) 42-23-320-2-1
12/2/10	Michael Vick vs. Texans (W)	33-22-302-2-1	11/3/85	Ron Jaworski at 49ers (L) 48-24-394-1-3
11/28/10	Michael Vick at Bears (L)	44-29-333-2-1	10/20/85	Ron Jaworski vs. Cowboys (W) 35-22-380-1-0
11/15/10	Michael Vick at Redskins (W)	28-20-333-4-0	12/16/84	Joe Pisarcik at Falcons (L) 46-24-334-1-0
10/17/10	Kevin Kolb vs. Falcons (W)	29-23-326-3-1	10/28/84	Ron Jaworski vs. Cardinals (L) 38-22-340-2-3
12/27/09	Donovan McNabb vs. Broncos (W)	35-20-322-3-1	11/27/83	Ron Jaworski at Redskins (L) 36-19-333-3-1
12/20/09	Donovan McNabb vs. 49ers (W)	36-21-306-1-2	9/11/83	Ron Jaworski vs. Redskins (L) 37-24-326-1-2
11/15/09	Donovan McNabb at Chargers (L)	55-35-450-2-1	9/19/82	Ron Jaworski at Browns (W) 41-25-334-2-1
9/27/09	Kevin Kolb vs. Chiefs (W)	34-24-327-2-0	9/12/82	Ron Jaworski vs. Redskins (L) OT 38-27-371-2-0
9/20/09	Kevin Kolb vs. Saints (L)	51-31-391-2-3	10/18/81	Ron Jaworski at Vikings (L) 44-29-330-2-2
1/18/09	<u>Donovan McNabb at Cardinals (L)</u>	47-28-375-3-1	12/21/80	Ron Jaworski at Cowboys (L) 30-18-331-1-0
1/4/09	<u>Donovan McNabb at Vikings (W)</u>	34-23-300-1-1	11/9/80	Ron Jaworski at Saints (W) 32-21-323-3-0
11/16/08	Donovan McNabb at Bengals (T) OT	58-28-339-1-3	12/16/73	Roman Gabriel at Redskins (L) 39-22-302-1-1
11/2/08	Donovan McNabb at Seahawks (W)	43-28-349-2-1	12/2/73	Roman Gabriel at 49ers (L) 55-28-322-2-1
9/7/08	Donovan McNabb vs. Rams (W)	33-21-361-3-0	10/14/73	Roman Gabriel at Cardinals (W) 45-29-379-3-0
12/30/07	Donovan McNabb vs. Bills (W)	41-29-345-1-1	9/19/71	Pete Liske at Bengals (L) 40-20-301-2-3
11/25/07	A.J. Feeley at Patriots (L)	42-27-345-3-3	9/28/69	Norm Snead vs. Steelers (W) 30-22-335-5-1
10/28/07	Donovan McNabb at Vikings (W)	36-23-333-1-0	11/19/67	Norm Snead vs. Saints (W) 27-19-309-4-2
9/23/07	Donovan McNabb vs. Lions (W)	26-21-381-4-0	10/22/67	Norm Snead at Cardinals (L) 32-16-321-2-2
12/31/06	A.J. Feeley vs. Falcons (W)	33-22-321-3-0	9/17/67	Norm Snead vs. Redskins (W) 27-18-301-2-0
12/4/06	Jeff Garcia vs. Panthers (W)	39-21-312-3-0	12/5/65	Norm Snead vs. Cowboys (L) 43-20-320-0-1
10/22/06	Donovan McNabb at Buccaneers (L)	35-22-302-3-3	11/14/65	Norm Snead vs. Redskins (W) 28-21-311-0-1
10/8/06	Donovan McNabb vs. Cowboys (W)	33-18-354-2-0	11/7/65	Norm Snead at Browns (L) 36-18-362-3-2
9/17/06	Donovan McNabb vs. Giants (L) OT	45-27-350-2-0	10/17/65	King Hill at Giants (L) 41-23-321-3-4
9/10/06	Donovan McNabb at Texans (W)	35-24-314-3-1	12/13/64	Norm Snead at Cardinals (L) 31-15-301-3-2
11/6/05	Donovan McNabb at Redskins (L)	35-22-304-1-1	10/13/63	Sonny Jurgensen at Redskins (W) 29-17-315-4-2
10/2/05	Donovan McNabb at Chiefs (W)	48-33-369-3-1	9/15/63	Sonny Jurgensen vs. Steelers (T) 26-16-322-3-2
9/25/05	Donovan McNabb vs. Raiders (W)	52-30-365-2-1	12/16/62	Sonny Jurgensen at Cardinals (L) 34-15-419-5-3
9/18/05	Donovan McNabb vs. 49ers (W)	29-23-342-5-0	11/25/62	Sonny Jurgensen vs. Cowboys (W) 21-13-342-1-2
2/6/05	<u>Donovan McNabb vs. Patriots (L)</u>	51-30-357-3-3	9/23/62	Sonny Jurgensen vs. Giants (L) 57-33-396-1-3
12/5/04	Donovan McNabb vs. Packers (W)	43-32-464-5-0	12/17/61	Sonny Jurgensen at Lions (W) 42-27-403-3-2
11/15/04	Donovan McNabb at Cowboys (W)	27-15-345-4-0	12/10/61	Sonny Jurgensen vs. Giants (L) 31-16-367-3-2
10/24/04	Donovan McNabb at Browns (W) OT	43-28-376-4-1	11/26/61	Sonny Jurgensen vs. Cowboys (W) 23-16-351-5-2
9/26/04	Donovan McNabb at Lions (W)	42-29-356-2-0	10/29/61	Sonny Jurgensen at Redskins (W) 41-27-436-3-2
			10/1/61	Sonny Jurgensen vs. Cardinals (L) 36-24-399-3-2

\* - denotes rookie  
Underline - denotes playoff game



# ALL-TIME 300-YARD PASSING GAMES



Date	Player/Opponent/Result	Att-Cmp-Yd-TD-INT
11/16/58	Norm Van Brocklin vs. Cardinals(W)	29-19-318-2-1
10/1/55	Bobby Thomason vs. Redskins (L)	37-25-349-4-0
11/28/54	Adrian Burk vs. Redskins (W)	28-17-345-5-1
12/13/53	Bobby Thomason vs. Browns (W)	35-23-331-3-0
11/15/53	Bobby Thomason vs. Colts (W)	37-18-329-3-5
11/8/53	Bobby Thomason vs. Giants (W)	44-22-437-4-1
12/1/40	Davey O'Brien at Redskins (L)	60-33-316-1-0

\* - denotes rookie

Underline - denotes playoff game

## MOST 300-YARD PASSING GAMES, Career

1. Donovan McNabb ..... 30
  2. Randall Cunningham ..... 13
  3. Ron Jaworski..... 12
  4. Michael Vick ..... 10  
Sonny Jurgensen ..... 10
- \*includes playoff games

## MOST 300-YARD PASSING GAMES, Season

1. Sam Bradford (2015)..... 5  
Donovan McNabb (2004)..... 5  
Sonny Jurgensen (1961)..... 5
  4. **Carson Wentz (2016) - rookie**..... 4  
Mark Sanchez (2014) ..... 4  
**Nick Foles (2014)** ..... 4  
Donovan McNabb (2006 and 2005) ..... 4  
Randall Cunningham (1994)..... 4  
Ron Jaworski (1985) ..... 4
- \*regular season only

## CONSECUTIVE 300-YARD PASSING GAMES

1. Sam Bradford (2015)..... 3  
Mark Sanchez (2014) ..... 3  
**Nick Foles (2014)** ..... 3  
Michael Vick (2011-12) ..... 3  
Donovan McNabb (2005)..... 3

## MOST 400-YARD PASSING GAMES, Career

1. **Nick Foles** ..... 3  
Michael Vick ..... 3  
Randall Cunningham ..... 3  
Sonny Jurgensen ..... 3
  5. Donovan McNabb ..... 2
- \*includes playoff games

## MOST 400-YARD PASSING GAMES, Season

1. **Nick Foles (2013)** ..... 2  
Randall Cunningham (1989)..... 2  
Sonny Jurgensen (1961)..... 2
- \*regular season only

## 100-100-300 PERFORMANCES IN SAME GAME

Date	100-yd. Rusher (yards)	100-yd. Receiver (yards)	300-yd. Passer (yards)
9/23/07 vs. Det.	Brian Westbrook (110)	Kevin Curtis (221), Brian Westbrook (111)	Donovan McNabb (381)
10/22/06 at TB	Brian Westbrook (101)	Brian Westbrook (113)	Donovan McNabb (302)
10/1/00 vs. Atl.	Brian Mitchell (105)	Torrance Small (122)	Donovan McNabb (311)
12/13/92 at Sea.	Herschel Walker (111)	Fred Barnett (161)	Randall Cunningham (365)
11/29/87 at NE	Anthony Toney (123)	Mike Quick (121)	Randall Cunningham (314)
11/7/65 at Cle.	Timmy Brown (186)	Pete Retzlaff (151)	Norm Snead (362)
11/25/62 vs. Dal.	Timmy Brown (107)	Pete Retzlaff (113), Tommy McDonald (108)	Sonny Jurgensen (342)
11/15/53 vs. Bal.	Don Johnson (100)	Pete Pihos (118), Bobby Walston (110)	Bobby Thomason (329)

# ALL-TIME 100-YARD RUSHING GAMES



Date	Player/Opponent/Result	Att-Yds-LG-TD			
12/18/16	Ryan Mathews at Ravens (L)	20-128-19-1	10/28/02	Duce Staley vs. Giants (W)	24-126-23-0
11/13/16	Ryan Mathews vs. Falcons (W)	19-109-21-2	10/28/02	Donovan McNabb vs. Giants (W)	8-107-40t-1
10/19/15	DeMarco Murray vs. Giants (W)	21-112-21-1	10/20/02	Duce Staley vs. Buccaneers (W)	24-152-57-0
9/27/15	Ryan Mathews at Jets (W)	24-108-27-0	10/6/02	Donovan McNabb at Jaguars (L)	12-100-26-1
11/27/14	LeSean McCoy at Cowboys (W)	25-159-38t-1	11/18/01	Duce Staley at Cowboys (W)	26-102-18-0
11/23/14	LeSean McCoy vs. Titans (W)	21-130-53-1	11/11/01	Duce Staley vs. Vikings (W)	17-146-44t-1
11/2/14	LeSean McCoy at Texans (W)	24-117-26-0	10/7/01	Correll Buckhalter* vs. Cardinals (L)	21-134-37-0
10/12/14	LeSean McCoy vs. Giants (W)	22-149-28-0	11/26/00	Donovan McNabb at Redskins (W)	11-125-54-1
12/29/13	LeSean McCoy at Cowboys (W)	27-131-20-0	10/1/00	Brian Mitchell vs. Falcons (W)	2-105-85t-1
12/22/13	LeSean McCoy vs. Bears (W)	18-133-19-2	9/3/00	Duce Staley at Cowboys (W)	26-201-60-1
12/22/13	Bryce Brown vs. Bears (W)	9-115-65t-1	11/14/99	Duce Staley vs. Redskins (W)	28-122-20t-1
12/8/13	LeSean McCoy vs. Lions (W)	29-217-57t-2	11/7/99	Duce Staley at Panthers (L)	17-140-29-1
11/10/13	LeSean McCoy at Packers (W)	25-155-30-0	10/17/99	Duce Staley at Bears (W)	23-101-26-0
10/13/13	LeSean McCoy at Buccaneers (W)	25-116-19-0	10/10/99	Duce Staley vs. Cowboys (W)	22-110-19-0
9/19/13	LeSean McCoy vs. Chiefs (L)	20-158-41t-1	9/12/99	Duce Staley vs. Cardinals (L)	21-111-24t-1
9/9/13	LeSean McCoy at Redskins (W)	31-184-34t-1	12/13/98	Duce Staley vs. Cardinals (L) OT	30-141-30t-1
12/2/12	Bryce Brown* at Cowboys (L)	24-169-39-2	11/8/98	Charlie Garner vs. Lions (W)	16-129-40-1
11/26/12	Bryce Brown* vs. Panthers (L) - first start	19-178-65t-2	12/21/97	Charlie Garner at Redskins (L)	18-115-26-2
11/5/12	LeSean McCoy at Saints (L)	19-119-34-0	10/5/97	Ricky Watters vs. Redskins (W)	31-104-13-2
9/30/12	LeSean McCoy vs. Giants (W)	23-123-34-0	9/15/97	Ricky Watters at Cowboys (L)	20-106-20-0
9/9/12	LeSean McCoy at Browns (W)	20-110-22-0	12/1/96	Ricky Watters vs. Giants (W)	29-104-11-0
12/18/11	LeSean McCoy vs. Jets (W)	18-102-33t-3	11/3/96	Ricky Watters at Cowboys (W)	24-116-17-1
11/20/11	LeSean McCoy at Giants (W)	23-113-60-0	10/20/96	Ricky Watters vs. Dolphins (W)	25-173-49t-1
10/30/11	LeSean McCoy vs. Cowboys (W)	30-185-34-2	10/13/96	Ricky Watters at Giants (W)	27-110-11-0
10/16/11	LeSean McCoy at Redskins (W)	28-126-21-1	9/22/96	Ricky Watters at Falcons (W)	26-121-56t-2
9/25/11	LeSean McCoy vs. Giants (L)	24-128-21-1	9/15/96	Ricky Watters vs. Lions (W)	27-153-52-1
9/11/11	LeSean McCoy at Rams (W)	15-122-49t-1	12/10/95	Ricky Watters vs. Cowboys (W)	33-112-15-1
12/19/10	Michael Vick (QB) at Giants (W)	10-130-35-1	11/26/95	Ricky Watters at Redskins (W)	25-124-25-2
12/12/10	LeSean McCoy at Cowboys (W)	16-149-56-0	10/15/95	Ricky Watters at Giants (W)	30-122-14-1
11/21/10	LeSean McCoy vs. Giants (W)	14-111-50t-1	10/8/95	Ricky Watters vs. Redskins (W) OT	25-139-24-0
11/15/10	Jerome Harrison at Redskins (W)	11-109-50t-1	10/8/95	Charlie Garner vs. Redskins (W) OT	9-120-55t-3
9/19/10	LeSean McCoy at Lions (W)	16-120-46t-3	10/9/94	Charlie Garner* vs. Redskins (W)	28-122-12-0
9/12/10	Michael Vick (QB) vs. Packers (L)	11-103-31-0	10/2/94	Charlie Garner* at 49ers (W)	16-111-28t-2
12/7/08	Brian Westbrook at Giants (W)	33-131-30t-1	1/3/93	<u>Heath Sherman at Saints (W)</u>	21-105-16-1
11/27/08	Brian Westbrook vs. Cardinals (W)	22-110-17-2	12/27/92	Herschel Walker vs. Giants (W)	16-104-38-0
10/26/08	Brian Westbrook vs. Falcons (W)	22-167-39t-2	12/13/92	Herschel Walker at Seahawks (W) OT	23-111-18-1
12/23/07	Brian Westbrook at Saints (W)	17-100-21-0	12/6/92	Randall Cunningham vs. Vikings (W)	12-121-30-2
12/9/07	Brian Westbrook vs. Giants (L)	20-116-21-0	11/22/92	Heath Sherman at Giants (W)	17-109-30t-1
11/18/07	Brian Westbrook vs. Dolphins (W)	32-148-36-0	10/25/92	Herschel Walker vs. Cardinals (W)	20-112-36-0
11/11/07	Brian Westbrook at Redskins (W)	20-100-13-1	9/13/92	Herschel Walker at Cardinals (W)	28-115-20-0
10/14/07	Brian Westbrook at Jets (W)	20-120-22-0	9/6/92	Herschel Walker vs. Saints (W)	26-112-32-0
9/30/07	Correll Buckhalter at Giants (L)	17-103-17-0	11/12/90	Heath Sherman vs. Redskins (W)	35-124-22-0
9/23/07	Brian Westbrook vs. Lions (W)	14-110-25t-2	11/4/90	Randall Cunningham vs. Patriots (W)	8-124-52t-1
1/13/07	<u>Brian Westbrook at Saints (L)</u>	13-116-62t-2	11/4/90	Heath Sherman vs. Patriots (W)	24-113-17-0
1/7/07	<u>Brian Westbrook vs. Giants (W)</u>	20-141-49-1	9/23/90	Anthony Toney at Rams (W)	24-103-20-0
12/25/06	Brian Westbrook at Cowboys (W)	26-122-16-0	12/27/87	Keith Byars vs. Bills (W)	23-102-22-0
11/26/06	Brian Westbrook at Colts (L)	20-124-21-1	11/29/87	Anthony Toney at Patriots (W) OT	24-123-36-1
11/19/06	Brian Westbrook vs. Titans (L)	22-102-27-0	12/7/86	Keith Byars* vs. Cardinals (T) OT	24-127-32-0
11/12/06	Brian Westbrook vs. Redskins (W)	22-113-21-0	11/16/86	Randall Cunningham vs. Lions (L)	14-110-20-0
10/22/06	Brian Westbrook at Buccaneers (L)	13-101-23-0	12/22/85	Earnest Jackson at Vikings (W)	25-106-59-2
9/24/06	Brian Westbrook at 49ers (W)	8-117-71t-2	11/17/85	Earnest Jackson at Cardinals (W)	34-162-51t-1
12/11/05	Ryan Moats* vs. Giants (L) OT	11-114-40t-2	10/13/85	Earnest Jackson vs. Cardinals (W)	27-103-13-0
11/27/05	Brian Westbrook vs. Packers (W)	20-120-27t-1	12/9/84	Wilbert Montgomery vs. Patriots (W)	19-100-14-1
10/3/04	Brian Westbrook at Bears (W)	22-119-29-0	12/19/82	Wilbert Montgomery vs. Oilers (W)	17-147-90t-3
9/12/04	Brian Westbrook vs. Giants (W)	17-119-50-0	12/20/81	Wilbert Montgomery vs. Cardinals (W)	13-108-41-1
1/11/04	<u>Donovan McNabb vs. Packers (W)</u>	11-107-41-0	12/6/81	Wilbert Montgomery at Redskins (L)	27-116-13-0
12/7/03	Correll Buckhalter vs. Cowboys (W)	13-115-64t-1	11/22/81	Wilbert Montgomery vs. Giants (L)	25-102-24-0
10/26/03	Correll Buckhalter vs. Jets (W)	15-100-21-2	11/15/81	Wilbert Montgomery vs. Colts (W)	22-115-13-2
12/8/02	Duce Staley at Seahawks (W)	21-100-21t-1	11/8/81	Wilbert Montgomery at Cardinals (W)	20-118-23-0
11/17/02	Duce Staley vs. Cardinals (W)	31-135-13-0			

\* - denotes rookie

Underline - denotes playoff game

# ALL-TIME 100-YARD RUSHING GAMES



Date	Player/Opponent/Result	Att-Yds-LG-TD		
10/25/81	Wilbert Montgomery vs. Buccaneers (W)	22-119-12-1	11/27/49	Steve Van Buren vs. Steelers (W) 27-205-41-0
9/17/81	Wilbert Montgomery at Bills (W)	27-125-15-0	11/20/49	Steve Van Buren vs. NY Bulldogs (W) 35-174-38-2
9/13/81	Wilbert Montgomery vs. Patriots (W)	18-137-41-0	10/30/49	Steve Van Buren at Steelers (W) 17-103-31-2
1/11/81	<u>Wilbert Montgomery vs. Cowboys (W)</u>	26-194-55-1	10/23/49	Bosh Pritchard vs. Redskins (W) 11-128-77-1
9/14/80	Wilbert Montgomery at Vikings (W)	20-169-72t-2	10/3/49	Steve Van Buren at Lions (W) 33-135-12-2
12/2/79	Wilbert Montgomery vs. Lions (W)	22-108-20-1	11/21/48	Steve Van Buren vs. Redskins (W) 29-171-21-1
11/25/79	Leroy Harris at Packers (W)	9-137-80-0	11/14/48	Steve Van Buren vs. Boston Yanks (W) 16-137-28-0
11/18/79	Wilbert Montgomery vs. Cardinals (W)	26-118-52-0	11/7/48	Steve Van Buren at Giants (W) 25-143-20-2
11/12/79	Wilbert Montgomery at Cowboys (W)	25-127-37t-1	10/31/48	Steve Van Buren at Steelers (W) 22-109-21-1
11/4/79	Wilbert Montgomery vs. Browns (L)	30-197-62t-1	11/2/47	Steve Van Buren at Redskins (W) 17-138-37-2
10/14/79	Wilbert Montgomery at Cardinals (W)	25-117-13-1	10/19/47	Steve Van Buren at Steelers (L) 21-133-45-0
10/7/79	Wilbert Montgomery vs. Redskins (W)	22-127-24-3	10/5/47	Steve Van Buren vs. Giants (W) 16-105-28-0
9/23/79	Wilbert Montgomery at Giants (W)	29-126-12-0	11/24/46	Steve Van Buren vs. Redskins (L) 25-130-58-0
12/17/78	Wilbert Montgomery vs. Giants (W)	25-130-47-2	12/9/45	Steve Van Buren vs. Boston Yanks (W) 22-100-29-3
12/17/78	Mike Hogan vs. Giants (W)	22-100-18-0	12/2/45	Steve Van Buren at Giants (L) 19-100-32-2
12/3/78	Wilbert Montgomery at Vikings (L)	24-115-36-1	11/18/45	Steve Van Buren vs. Steelers (W) 19-107-24-2
10/15/78	Wilbert Montgomery vs. Redskins (W)	25-125-24-1	11/11/45	Steve Van Buren vs. Giants (W) 19-129-28-2
10/1/78	Wilbert Montgomery at Colts (W)	25-144-14-1	11/5/44	Steve Van Buren* at Tigers (W) 12-129-70-2
9/24/78	Wilbert Montgomery vs. Dolphins (W)	25-111-12-0	11/28/43	Jack Hinkle at Redskins (W) 26-117-14-1
9/17/78	Wilbert Montgomery at Saints (W)	18-104-19-0	11/21/43	Jack Hinkle vs. Lions (W) 13-132-56-1
12/18/77	Wilbert Montgomery* vs. Jets (W)	22-103-27-2	11/15/42	Bosh Pritchard* at Dodgers (W) 14-104-26-0
10/9/77	Herb Lusk at Giants (W)	17-117-70-2	9/13/36	Swede Hanson vs. Giants (W) 15-107-NA-0
12/12/76	Tom Sullivan vs. Seahawks (W)	23-121-26-2	11/11/34	Swede Hanson vs. Dodgers (L) 17-118-NA-0
12/12/76	Mike Hogan* vs. Seahawks (W)	19-104-18-0	11/6/34	Swede Hanson vs. Reds (W) 18-190-NA-2
9/27/76	Mike Hogan* vs. Redskins (L) OT	22-100-32-0	9/16/34	Swede Hanson at Packers (L) 13-116-NA-1
11/25/73	Tom Sullivan vs. Giants (W)	32-156-27-1		
10/7/73	Tom Sullivan at Bills (L)	26-155-30-0		
10/7/73	Norm Bulaich at Bills (L)	13-104-20-0		
9/23/73	Tom Sullivan at Giants (T)	18-100-14-1		
12/21/69	Cyril Pinder at 49ers (L)	25-128-29-1		
12/7/69	Tom Woodeshick vs. Redskins (L)	20-102-21-0		
11/16/69	Tom Woodeshick vs. Rams (L)	25-130-21-1		
12/8/68	Tom Woodeshick vs. Saints (W)	18-122-30-1		
9/22/68	Tom Woodeshick vs. Giants (L)	15-129-54-1		
10/29/67	Tom Woodeshick vs. Cowboys (W)	20-101-26-1		
10/8/67	Tom Woodeshick at Falcons (W)	20-129-41-1		
12/18/66	Tom Woodeshick at Redskins (W)	27-105-21-2		
12/4/66	Jack Concannon vs. Steelers (W)	15-129-29-1		
10/23/66	Timmy Brown at Giants (W)	21-100-24-0		
9/18/66	Izzy Lang vs. Falcons (W)	16-114-39-1		
11/28/65	Timmy Brown at Cardinals (W)	18-180-43-1		
11/7/65	Timmy Brown at Browns (L)	16-186-54-1		
11/22/64	Earl Gros vs. Cardinals (L)	21-103-22-0		
11/15/64	Earl Gros at Cowboys (W)	16-118-47-0		
10/18/64	Ollie Matson at Giants (W)	19-100-54-2		
10/11/64	Timmy Brown at Redskins (L)	14-101-36-2		
10/4/64	Timmy Brown vs. Steelers (W)	16-116-33-0		
10/4/64	Earl Gros vs. Steelers (W)	19-129-47-0		
11/25/62	Timmy Brown vs. Cowboys (W)	17-107-22-2		
10/23/60	Clarence Peaks at Browns (W)	13-102-57-0		
11/1/59	Bill Barnes vs. Redskins (W)	13-163-61-1		
10/25/59	Bill Barnes at Cardinals (W)	23-111-22-2		
11/29/53	Don Johnson* at Giants (L)	13-121-63-1		
11/15/53	Don Johnson* vs. Colts (W)	11-100-66-2		
12/2/51	Frank Ziegler at Redskins (W)	20-136-28-0		
11/19/50	Frank Ziegler vs. Cardinals (L)	18-113-52-0		
11/12/50	Steve Van Buren at Redskins (W)	23-108-23-1		
10/15/50	Toy Ledbetter* at Colts (W)	23-107-14-1		
10/7/50	Frank Ziegler vs. Rams (W)	17-106-38-1		
12/18/49	<u>Steve Van Buren at Rams (W)</u>	31-196-49-0		

\* - denotes rookie

Underline - denotes playoff game

## MOST 100-YARD RUSHING GAMES, Career

1. Wilbert Montgomery..... 26
2. LeSean McCoy..... 23
3. Brian Westbrook..... 20
4. Steve Van Buren..... 19
5. Duce Staley..... 13

\*includes playoff games

## MOST 200-YARD RUSHING GAMES, Career

- 1t. LeSean McCoy, Duce Staley and Steve Van Buren .. 1

## MOST 100-YARD RUSHING GAMES, Season

1. Wilbert Montgomery (1981)..... 8
2. LeSean McCoy (2013)..... 7
- Wilbert Montgomery (1979)..... 7
4. LeSean McCoy (2011)..... 6
- Brian Westbrook (2007)..... 6
- Brian Westbrook (2006)..... 6
- Ricky Watters (1996)..... 6
- Wilbert Montgomery (1978)..... 6

\*regular season only

# ALL-TIME 100-YARD RECEIVING GAMES



Date	Player/Opponent/Result	Yds (Rec, TD)			
1/1/17	<b>Zach Ertz (TE) vs. Cowboys (W)</b>	<b>139 (13, 2)</b>	12/15/08	Jason Avant vs. Browns (W)	101 (5, 0)
12/11/16	<b>Zach Ertz (TE) vs. Redskins (L)</b>	<b>112 (10, 0)</b>	11/2/08	<b>Brent Celek (TE) at Seahawks (W)</b>	<b>131 (6, 0)</b>
9/25/16	<b>Darren Sproles (RB) vs. Steelers (W)</b>	<b>128 (6, 1)</b>	9/15/08	DeSean Jackson* at Cowboys (L)	110 (6, 0)
9/11/16	Jordan Matthews vs. Browns (W)	114 (7, 1)	9/7/08	Hank Baskett vs. Rams (W)	102 (2, 1)
1/3/16	<b>Zach Ertz (TE) at Giants (W)</b>	<b>152 (9, 0)</b>	9/7/08	DeSean Jackson* vs. Rams (W) - first start	106 (6, 0)
12/26/15	<b>Zach Ertz (TE) vs. Redskins (L)</b>	<b>122 (13, 0)</b>	9/7/08	Greg Lewis vs. Rams (W)	104 (5, 0)
12/26/15	Jordan Matthews vs. Redskins (L)	104 (6, 1)	12/2/07	Kevin Curtis vs. Seahawks (L)	111 (6, 1)
12/20/15	Jordan Matthews vs. Cardinals (L)	159 (8, 1)	10/28/07	Reggie Brown at Vikings (W)	105 (8, 0)
11/15/15	<b>Brent Celek (TE) vs. Dolphins (L)</b>	<b>134 (4, 0)</b>	10/14/07	Kevin Curtis at Jets (W)	121 (5, 1)
11/8/15	Jordan Matthews at Cowboys (W)	133 (9, 1)	9/23/07	Kevin Curtis vs. Lions (W)	221 (11, 3)
9/14/15	Jordan Matthews at Falcons (L)	102 (10, 0)	9/23/07	Brian Westbrook (RB) vs. Lions (W)	111 (5, 1)
12/28/14	Jordan Matthews* at Giants (W)	105 (8, 1)		Westbrook also 14-110-2TDs rushing	
12/20/14	<b>Zach Ertz (TE) at Redskins (L)</b>	<b>115 (15, 0)</b>	1/13/07	<b>Donté Stallworth at Saints (L)</b>	<b>100 (3, 1)</b>
11/27/14	Jeremy Maclin at Cowboys (W)	108 (8, 0)	12/31/06	Hank Baskett* vs. Falcons (W)	177 (7, 1)
11/16/14	Jordan Matthews* at Packers (L)	107 (5, 1)	12/4/06	Donté Stallworth vs. Panthers (W)	111 (4, 1)
11/10/14	Jordan Matthews* vs. Panthers (W)	138 (7, 2)	11/12/06	Donté Stallworth vs. Redskins (W)	139 (6, 1)
11/10/14	<b>Brent Celek (TE) vs. Panthers (W)</b>	<b>116 (5, 0)</b>	10/22/06	Brian Westbrook (RB) at Bucs (L)	113 (7, 1)
11/2/14	Jeremy Maclin at Texans (W)	158 (6, 2)		Westbrook also 13-101-0TDs rushing	
10/26/14	Jeremy Maclin at Cardinals (L)	187 (12, 2)	10/15/06	Reggie Brown at Saints (W)	121 (6, 1)
9/21/14	Jeremy Maclin vs. Redskins (W)	154 (8, 1)	10/8/06	Hank Baskett* vs. Cowboys (W)	112 (3, 1)
9/15/14	<b>Darren Sproles (RB) at Colts (W)</b>	<b>152 (7, 0)</b>	9/24/06	Reggie Brown at 49ers (W)	106 (5, 0)
12/15/13	DeSean Jackson at Vikings (L)	195 (10, 1)	9/17/06	L.J. Smith (TE) vs. Giants (L) OT	111 (7, 0)
11/10/13	Riley Cooper at Packers (W)	102 (3, 2)	9/10/06	Donté Stallworth at Texans (W)	141 (6, 1)
11/3/13	DeSean Jackson at Raiders (W)	150 (5, 1)	10/30/05	Terrell Owens at Broncos (L)	154 (3, 1)
11/3/13	Riley Cooper at Raiders (W)	139 (5, 3)	10/2/05	Terrell Owens at Chiefs (W)	171 (11, 1)
10/13/13	Riley Cooper at Buccaneers (W)	120 (4, 1)	9/25/05	Brian Westbrook (RB) vs. Raiders (W)	140 (6, 1)
10/6/13	DeSean Jackson at Giants (W)	132 (7, 1)	9/18/05	L.J. Smith (TE) vs. 49ers (W)	119 (9, 1)
9/15/13	DeSean Jackson vs. Chargers (L)	193 (9, 1)	9/18/05	Terrell Owens vs. 49ers (W)	143 (5, 2)
9/15/13	LeSean McCoy (RB) vs. Chargers (L)	114 (5, 0)	9/12/05	Terrell Owens at Falcons (L)	112 (7, 0)
9/9/13	DeSean Jackson at Redskins (W)	104 (7, 1)	2/6/05	<u>Terrell Owens vs. Patriots (L)</u>	122 (9, 0)
12/23/12	Jeremy Maclin vs. Redskins (L)	116 (8, 1)	12/5/04	Terrell Owens vs. Packers (W)	161 (8, 1)
12/9/12	Jason Avant at Buccaneers (W)	133 (7, 0)	12/5/04	Brian Westbrook (RB) vs. Packers (W)	156 (11, 3)
12/9/12	Jeremy Maclin at Buccaneers (W)	104 (9, 1)	11/21/04	Todd Pinkston vs. Redskins (W)	106 (5, 0)
11/5/12	DeSean Jackson at Saints (L)	100 (3, 1)	11/15/04	Terrell Owens at Cowboys (W)	134 (6, 3)
10/14/12	Jeremy Maclin vs. Lions (L)	130 (6, 1)	10/31/04	Terrell Owens vs. Ravens (W)	101 (8, 1)
9/16/12	<b>Brent Celek (TE) vs. Ravens (W)</b>	<b>157 (8, 0)</b>	10/24/04	Terrell Owens at Browns (W) OT	109 (4, 2)
9/16/12	DeSean Jackson vs. Ravens (W)	114 (7, 0)	10/24/04	Todd Pinkston at Browns (W) OT	100 (6, 0)
1/1/12	Jeremy Maclin vs. Redskins (W)	105 (8, 0)	10/17/04	Terrell Owens vs. Panthers (W)	123 (4, 0)
12/18/11	<b>Brent Celek (TE) vs. Jets (W)</b>	<b>156 (5, 1)</b>	10/3/04	Terrell Owens at Bears (W)	110 (8, 1)
11/27/11	Jason Avant vs. Patriots (L)	110 (8, 1)	9/26/04	Terrell Owens at Lions (W)	107 (6, 1)
10/16/11	Jeremy Maclin at Redskins (W)	101 (5, 0)	12/21/03	Todd Pinkston vs. 49ers (L) OT	121 (5, 1)
10/9/11	Jason Avant at Bills (L)	139 (9, 0)	9/22/02	Antonio Freeman vs. Cowboys (W)	118 (6, 1)
10/2/11	DeSean Jackson vs. 49ers (L)	171 (6, 0)	9/16/02	James Thrash at Redskins (W)	107 (6, 1)
9/18/11	Jeremy Maclin at Falcons (L)	171 (13, 2)	12/30/01	James Thrash vs. Giants (W)	143 (7, 1)
9/11/11	DeSean Jackson at Rams (W)	102 (6, 1)	12/22/01	Duce Staley (RB) at 49ers (L)	103 (9, 0)
12/12/10	DeSean Jackson at Cowboys (W)	210 (4, 1)	9/23/01	James Thrash at Seahawks (W)	165 (10, 2)
11/21/10	Jeremy Maclin vs. Giants (W)	120 (9, 0)	12/10/00	Chad Lewis (TE) at Browns (W)	100 (5, 0)
11/7/10	DeSean Jackson vs. Colts (W)	109 (7, 1)	10/1/00	Torrance Small vs. Falcons (W)	122 (4, 1)
10/17/10	Jeremy Maclin vs. Falcons (W)	159 (7, 2)	10/31/99	Torrance Small vs. Giants (L) OT	119 (4, 1)
10/3/10	LeSean McCoy (RB) vs. Redskins (L)	110 (12, 0)	11/30/97	Irving Fryar vs. Bengals (W)	122 (7, 0)
9/26/10	DeSean Jackson at Jaguars (W)	153 (5, 1)	11/23/97	Irving Fryar vs. Steelers (W)	116 (7, 1)
9/19/10	DeSean Jackson at Lions (W)	135 (4, 1)	11/10/97	Irving Fryar vs. 49ers (L)	138 (9, 0)
1/9/10	<u>Jeremy Maclin* at Cowboys (L)</u>	146 (7, 1)	10/12/97	Irving Fryar at Jaguars (L)	124 (10, 3)
12/27/09	<b>Brent Celek (TE) vs. Broncos (W)</b>	<b>121 (4, 1)</b>	9/28/97	Irving Fryar at Vikings (L)	120 (9, 1)
12/20/09	DeSean Jackson vs. 49ers (W)	140 (6, 1)	9/7/97	Irving Fryar vs. Packers (W)	125 (8, 0)
12/13/09	DeSean Jackson at Giants (W)	178 (6, 1)	8/31/97	Michael Timpson at Giants (L)	125 (9, 0)
11/22/09	DeSean Jackson at Bears (W)	107 (8, 1)	11/24/96	Irving Fryar at Cardinals (L)	131 (7, 0)
11/15/09	Jason Avant at Chargers (L)	156 (8, 0)	11/17/96	Chris T. Jones vs. Redskins (L)	103 (7, 1)
10/11/09	Jeremy Maclin* vs. Buccaneers (W)	142 (6, 2)	11/3/96	Irving Fryar at Cowboys (W)	120 (9, 1)
9/27/09	DeSean Jackson vs. Chiefs (W)	149 (6, 1)	10/27/96	Irving Fryar vs. Panthers (W)	143 (7, 0)
9/27/09	<b>Brent Celek (TE) vs. Chiefs (W)</b>	<b>104 (8, 1)</b>	10/20/96	Irving Fryar vs. Dolphins (W)	116 (8, 4)
9/20/09	<b>Brent Celek (TE) vs. Saints (L)</b>	<b>104 (8, 0)</b>	9/15/96	Chris T. Jones vs. Lions (W)	121 (9, 1)
9/20/09	DeSean Jackson vs. Saints (L)	101 (4, 1)			
1/18/09	<u>Kevin Curtis at Cardinals (L)</u>	122 (4, 0)			

\* - denotes rookie

Underline - denotes playoff game

# ALL-TIME 100-YARD RECEIVING GAMES



Date	Player/Opponent/Result	Yds (Rec, TD)			
12/30/95	<u>Fred Barnett vs. Lions (W)</u>	109 (8, 1)	11/27/83	Mike Quick at Redskins (L)	104 (5, 2)
12/17/95	Calvin Williams vs. Cardinals (W)	105 (7, 1)	11/6/83	Mike Quick vs. Cowboys (L)	120 (7, 1)
11/12/95	Fred Barnett vs. Broncos (W)	105 (7, 0)	10/2/83	Mike Quick at Falcons (W)	122 (4, 1)
12/24/94	Calvin Williams at Bengals (L)	122 (6, 0)	9/25/83	Mike Quick vs. Cardinals (L)	133 (6, 0)
11/6/94	Fred Barnett vs. Cardinals (W)	173 (11, 2)	9/18/83	Mike Quick at Broncos (W)	152 (6, 1)
10/24/94	Fred Barnett vs. Oilers (W)	187 (5, 1)	9/11/83	Mike Quick vs. Redskins (L)	106 (4, 1)
10/2/94	Calvin Williams at 49ers (W)	122 (9, 0)	9/11/83	Harold Carmichael vs. Redskins (L)	108 (9, 0)
9/12/94	Fred Barnett vs. Bears (W)	102 (8, 0)	11/28/82	Harold Carmichael at Redskins (L)	109 (6, 1)
1/3/94	James Joseph (RB) at 49ers (W) OT	109 (6, 0)	9/19/82	Harold Carmichael at Browns (W)	100 (6, 0)
12/19/93	Calvin Williams at Colts (W)	105 (6, 1)	11/8/81	Harold Carmichael at Cardinals (W)	103 (5, 2)
12/12/93	Herschel Walker (RB) vs. Bills (L)	109 (11, 0)	11/1/81	Harold Carmichael vs. Cowboys (L)	151 (5, 1)
11/28/93	Herschel Walker (RB) at Redskins (W)	103 (10, 0)	10/18/81	Harold Carmichael at Vikings (L)	109 (8, 1)
9/19/93	Calvin Williams vs. Redskins (W)	181 (8, 3)	10/18/81	Wilbert Montgomery (RB) at Vikings (L)	143 (10, 1)
1/3/93	<u>Fred Barnett at Saints (W)</u>	102 (4, 2)	12/14/80	Charles Smith vs. Cardinals (W)	134 (7, 0)
12/13/92	Fred Barnett at Seahawks (W) OT	161 (9, 0)	11/9/80	Charles Smith at Saints (W)	137 (9, 0)
9/20/92	Fred Barnett vs. Broncos (W)	102 (5, 1)	11/2/80	Charles Smith at Seahawks (W)	109 (5, 1)
9/20/92	Calvin Williams vs. Broncos (W)	108 (5, 2)	9/28/80	Harold Carmichael at Cardinals (L)	108 (5, 0)
9/13/92	Fred Barnett at Cardinals (W)	193 (8, 2)	9/7/80	Harold Carmichael vs. Broncos (W)	135 (3, 1)
11/17/91	Fred Barnett vs. Bengals (W)	108 (6, 0)	12/23/79	<u>Harold Carmichael vs. Bears (W)</u>	111 (6, 2)
11/10/91	Fred Barnett at Browns (W)	146 (8, 1)	9/10/79	Harold Carmichael vs. Falcons (L)	127 (9, 0)
9/22/91	Roy Green vs. Steelers (W)	114 (6, 0)	12/24/78	<u>Charlie Smith at Falcons (L)</u>	108 (7, 0)
9/15/91	Fred Barnett at Cowboys (W)	111 (7, 1)	12/3/78	Harold Carmichael at Vikings (L)	115 (4, 2)
9/1/91	Keith Byars (RB) at Packers (W)	111 (8, 1)	11/19/78	Harold Carmichael at Giants (W)	105 (5, 0)
1/5/91	<u>Keith Jackson (TE) vs. Redskins (L)</u>	116 (5, 0)	10/29/78	Harold Carmichael vs. Cardinals (L)	126 (7, 1)
12/16/90	Fred Barnett* vs. Packers (W)	108 (5, 0)	10/22/78	Keith Krepfle (TE) at Cowboys (L)	100 (4, 1)
12/2/90	Fred Barnett* at Bills (L)	112 (2, 1)	10/30/77	Harold Carmichael at Redskins (L)	116 (4, 1)
11/25/90	Keith Byars (RB) vs. Giants (W)	128 (8, 0)	11/9/75	Charles Smith vs. Cardinals (L)	102 (7, 0)
10/15/90	Fred Barnett* vs. Vikings (W)	114 (4, 1)	12/8/74	Charle Young (TE) at Giants (W)	103 (9, 1)
9/30/90	Keith Byars (RB) vs. Colts (L)	133 (12, 0)	11/17/74	Charle Young (TE) vs. Cardinals (L)	101 (7, 0)
12/18/89	Keith Byars (RB) at Saints (L)	109 (6, 0)	12/16/73	Harold Carmichael at Redskins (L)	111 (4, 0)
10/2/89	Cris Carter at Bears (L)	113 (8, 0)	12/16/73	Charle Young* (TE) at Redskins (L)	104 (5, 1)
9/17/89	Keith Byars (RB) at Redskins (W)	130 (8, 0)	12/9/73	Harold Carmichael vs. Jets (W)	146 (5, 1)
9/17/89	Keith Jackson (TE) at Redskins (W)	126 (12, 3)	12/2/73	Charle Young* (TE) at 49ers (L)	112 (6, 1)
9/10/89	Mike Quick vs. Seahawks (W)	140 (6, 1)	11/18/73	Charle Young* (TE) at Cowboys (L)	113 (4, 1)
12/31/88	<u>Keith Byars (RB) at Bears (L)</u>	103 (9, 0)	11/11/73	Harold Carmichael vs. Falcons (L)	105 (6, 1)
12/31/88	<u>Keith Jackson* (TE) at Bears (L)</u>	142 (7, 0)	11/4/73	Charle Young* (TE) vs. Patriots (W)	108 (8, 2)
10/10/88	Cris Carter vs. Giants (W)	162 (5, 1)	10/14/73	Harold Carmichael at Cardinals (W)	187 (12, 2)
9/18/88	Mike Quick at Redskins (L)	105 (4, 1)	9/30/73	Norm Bulaich vs. Redskins (L)	109 (6, 1)
12/20/87	Mike Quick at Jets (W)	148 (6, 2)	9/23/73	Harold Carmichael at Giants (T)	103 (5, 1)
11/29/87	Mike Quick at Patriots (W) OT	121 (5, 2)	12/17/72	Harold Carmichael at Cardinals (L)	100 (5, 1)
10/18/87	Otis Grant at Packers (L) OT	135 (7, 0)	11/26/72	Harold Jackson at Giants (L)	152 (5, 1)
10/11/87	Kevin Bowman at Cowboys (L)	123 (5, 1)	10/2/72	Harold Jackson vs. Giants (L)	138 (9, 0)
12/7/86	Mike Quick vs. Cardinals (T) OT	127 (5, 0)	9/24/72	Harold Jackson vs. Browns (L)	131 (7, 1)
11/30/86	Mike Quick at Raiders (W) OT	145 (8, 3)	9/17/72	Harold Jackson at Cowboys (L)	161 (9, 0)
9/21/86	Kenny Jackson vs. Broncos (L)	127 (5, 1)	12/19/71	Harold Jackson at Giants (W)	145 (7, 1)
12/1/85	Mike Quick vs. Vikings (L)	127 (8, 1)	12/12/71	Harold Jackson vs. Cardinals (W)	109 (4, 1)
11/10/85	Mike Quick vs. Falcons (W)	145 (3, 1)	11/28/71	Ben Hawkins vs. Redskins (L)	126 (7, 0)
11/3/85	Mike Quick at 49ers (L)	146 (6, 1)	11/21/71	Harold Jackson at Cardinals (W)	117 (8, 1)
10/27/85	Mike Quick vs. Bills (W)	117 (8, 1)	9/19/71	Ben Hawkins at Bengals (L)	118 (7, 2)
10/20/85	Kenny Jackson vs. Cowboys (W)	134 (6, 1)	11/1/70	Ben Hawkins at Cowboys (L)	105 (2, 1)
10/13/85	Herman Hunter* (RB) vs. Cardinals (W)	120 (6, 1)	10/11/70	Harold Jackson at Giants (L)	194 (7, 2)
10/6/85	John Spagnola (TE) at Saints (L)	124 (12, 2)	12/7/69	Ben Hawkins vs. Redskins (L)	112 (4, 0)
12/16/84	Mike Quick at Falcons (L)	135 (7, 1)	11/30/69	Gary Ballman at Saints (L)	119 (4, 1)
12/2/84	John Spagnola (TE) vs. Cowboys (L)	114 (11, 0)	11/23/69	Harold Jackson at Cardinals (W)	127 (8, 0)
11/25/84	Mike Quick at Cardinals (L)	107 (8, 1)	11/9/69	Harold Jackson at Redskins (T)	112 (8, 0)
11/4/84	Mike Quick at Lions (T) OT	110 (5, 1)			
10/28/84	Mike Quick vs. Cardinals (L)	170 (6, 1)			
9/2/84	Mike Quick at Giants (L)	147 (8, 1)			
12/18/83	Harold Carmichael at Cardinals (L)	102 (5, 0)			
11/27/83	Melvin Hoover at Redskins (L)	128 (4, 0)			

\* - denotes rookie

Underline - denotes playoff game

# ALL-TIME 100-YARD RECEIVING GAMES



Date	Player/Opponent/Result	Yds (Rec, TD)		
10/26/69	Harold Jackson vs. Saints (W)	105 (6, 0)	11/20/60	Bobby Walston at Giants (W) 119 (6, 0)
10/19/69	Harold Jackson at Cowboys (L)	107 (3, 1)	11/6/60	Tommy McDonald vs. Steelers (W) 141 (8, 3)
10/13/69	Harold Jackson at Colts (L)	138 (8, 1)	10/9/60	Pete Retzlaff vs. Cardinals (W) 132 (7, 2)
10/5/69	Gary Ballman vs. Cowboys (L)	108 (5, 0)	12/6/59	Tommy McDonald at Redskins (W) 153 (9, 3)
9/28/69	Ben Hawkins vs. Steelers (W)	145 (7, 4)	11/15/59	Pete Retzlaff vs. Cardinals (W) 137 (5, 1)
11/10/68	Fred Hill (TE) vs. Redskins (L)	114 (9, 0)	10/25/59	Tommy McDonald at Cardinals (W) 122 (3, 2)
10/27/68	Ben Hawkins at Steelers (L)	108 (7, 0)	10/4/59	Tommy McDonald vs. Giants (W) 133 (6, 3)
10/6/68	Ben Hawkins at Redskins (L)	105 (6, 1)	12/14/58	Tommy McDonald at Redskins (L) 148 (4, 0)
9/29/68	Ben Hawkins vs. Cowboys (L)	103 (6, 0)	11/16/58	Bill Barnes (RB) vs. Cardinals (W) 109 (7, 0)
12/3/67	Ben Hawkins at Redskins (T)	151 (5, 2)	10/26/58	Pete Retzlaff at Packers (L) 121 (6, 0)
10/22/67	Ben Hawkins at Cardinals (L)	197 (6, 1)	10/14/58	Bobby Walston at Steelers (W) 108 (4, 1)
10/15/67	Ben Hawkins vs. 49ers (L)	150 (6, 1)	9/30/56	Bobby Walston at Rams (L) 115 (5, 0)
10/1/67	Ben Hawkins vs. Steelers (W)	187 (8, 2)	12/11/55	Pete Pihos at Bears (L) 114 (11, 0)
9/17/67	Gary Ballman vs. Redskins (W)	105 (4, 2)	12/4/55	Pete Pihos vs. Cardinals (W) 127 (10, 1)
9/17/67	Ben Hawkins vs. Redskins (W)	100 (5, 0)	11/27/55	Pete Pihos vs. Rams (L) 103 (6, 1)
9/25/66	Pete Retzlaff (TE) vs. Giants (W)	120 (5, 1)	11/13/55	Bill Stribling vs. Browns (W) 123 (6, 2)
12/5/65	Ray Poage vs. Cowboys (L)	142 (5, 1)	11/6/55	Pete Pihos at Redskins (L) 119 (8, 1)
12/5/65	Pete Retzlaff (TE) vs. Cowboys (L)	118 (6, 0)	12/12/54	Pete Pihos vs. Giants (W) 119 (8, 1)
11/28/65	Pete Retzlaff (TE) at Cardinals (W)	148 (9, 3)	11/28/54	Jerry Williams (RB) vs. Redskins (W) 163 (6, 1)
11/14/65	Pete Retzlaff (TE) vs. Redskins (W)	204 (7, 0)	11/7/54	Dom Moselle (RB) vs. Cardinals (W) 100 (7, 1)
11/7/65	Pete Retzlaff (TE) at Browns (L)	151 (7, 3)	10/23/54	Pete Pihos at Steelers (L) 111 (7, 1)
10/17/65	Pete Retzlaff (TE) at Giants (L)	133 (6, 1)	10/17/54	Pete Pihos at Redskins (W) 132 (9, 3)
9/26/65	Timmy Brown (RB) vs. Giants (L)	106 (8, 0)	10/3/54	Jerry Williams (RB) at Cardinals (W) 166 (5, 1)
9/19/65	Timmy Brown (RB) vs. Cardinals (W)	129 (7, 1)	10/3/54	Bobby Walston at Cardinals (W) 110 (5, 3)
12/13/64	Pete Retzlaff (TE) at Cardinals (L)	106 (6, 1)	11/21/53	Pete Pihos vs. Cardinals (W) 113 (7, 0)
11/29/64	Pete Retzlaff (TE) at Browns (L)	100 (5, 1)	11/15/53	Pete Pihos vs. Colts (W) 118 (7, 1)
11/8/64	Pete Retzlaff (TE) at Rams (L)	105 (6, 0)	11/15/53	Bobby Walston vs. Colts (W) 110 (7, 0)
10/25/64	Bill Mack at Steelers (W)	104 (3, 1)	11/8/53	Bobby Walston vs. Giants (W) 176 (8, 2)
10/4/64	Timmy Brown (RB) vs. Steelers (W)	110 (2, 2)	11/8/53	Pete Pihos vs. Giants (W) 145 (7, 2)
	Brown also 16-116-OTDs rushing		10/25/53	Pete Pihos at Cardinals (W) 156 (8, 1)
9/20/64	Pete Retzlaff (TE) vs. 49ers (L)	121 (8, 1)	10/10/53	Bobby Walston at Browns (L) 110 (4, 0)
9/13/64	Pete Retzlaff (TE) vs. Giants (W)	139 (6, 1)	12/7/52	Bud Grant vs. Dallas Texans (W) 203 (11, 2)
10/13/63	Tommy McDonald at Redskins (W)	139 (8, 2)	11/30/52	Bud Grant at Cardinals (L) 186 (8, 1)
10/6/63	Pete Retzlaff (TE) vs. Cowboys (W)	107 (4, 0)	11/23/52	Bobby Walston at Browns (W) 121 (4, 1)
9/15/63	Tommy McDonald vs. Steelers (T)	179 (7, 2)	10/12/52	Bud Grant vs. Steelers (W) 111 (5, 1)
12/16/62	Tommy McDonald at Cardinals (L)	162 (4, 3)	9/28/52	Bud Grant at Steelers (W) 135 (4, 1)
12/16/62	Timmy Brown (RB) at Cardinals (L)	199 (5, 2)	10/21/51	Bobby Walston* at Giants (L) 118 (6, 2)
12/9/62	Pete Retzlaff (TE) vs. Steelers (L)	122 (7, 2)	10/22/50	Jack Ferrante at Steelers (W) 118 (5, 0)
12/2/62	Pete Retzlaff (TE) at Redskins (W)	135 (8, 1)	10/15/50	Jack Ferrante at Colts (W) 103 (6, 0)
11/25/62	Tommy McDonald vs. Cowboys (W)	108 (3, 1)	10/7/50	Jack Ferrante vs. Rams (W) 101 (4, 2)
11/25/62	Pete Retzlaff (TE) vs. Cowboys (W)	113 (4, 0)	11/13/49	Clyde Scott* (RB) at Redskins (W) 127 (4, 1)
10/28/62	Timmy Brown (RB) at Vikings (L)	174 (5, 1)	12/12/48	Jack Ferrante vs. Lions (W) 184 (7, 3)
10/21/62	Howard Cassady vs. Redskins (L)	133 (8, 2)	11/28/48	Pete Pihos vs. Steelers (W) 112 (7, 1)
10/14/62	Tommy McDonald at Cowboys (L)	131 (7, 0)	11/7/48	Pete Pihos at Giants (W) 128 (5, 2)
9/30/62	Tommy McDonald vs. Browns (W)	140 (6, 1)	12/14/47	Pete Pihos* vs. Packers (W) 108 (4, 1)
9/23/62	Timmy Brown (RB) vs. Giants (L)	160 (9, 1)	11/11/45	Jack Ferrante vs. Giants (W) 135 (5, 2)
9/16/62	Pete Retzlaff (TE) vs. Cardinals (L)	126 (4, 0)	10/28/45	Jack Ferrante vs. Browns (W) 101 (5, 1)
12/17/61	Pete Retzlaff at Lions (W)	105 (9, 1)		
12/10/61	Tommy McDonald vs. Giants (L)	237 (7, 2)		
11/26/61	Tommy McDonald vs. Cowboys (W)	131 (5, 3)		
11/5/61	Tommy McDonald vs. Bears (W)	109 (6, 1)		
10/29/61	Tommy McDonald at Redskins (W)	141 (7, 1)		
10/29/61	Pete Retzlaff at Redskins (W)	125 (7, 2)		
10/1/61	Tommy McDonald vs. Cardinals (L)	187 (11, 0)		
10/1/61	Bobby Walston vs. Cardinals (L)	127 (2, 0)		
12/18/60	Tommy McDonald at Redskins (W)	116 (2, 2)		
12/18/60	Timmy Brown (RB) at Redskins (W)	128 (5, 1)		
12/18/60	Pete Retzlaff at Redskins (W)	110 (5, 1)		
12/11/60	Timmy Brown (RB) at Steelers (L)	112 (3, 1)		
12/4/60	Pete Retzlaff at Cardinals (W)	123 (5, 1)		

\* - denotes rookie

Underline - denotes playoff game

# ALL-TIME 100-YARD RECEIVING GAMES



<u>Date</u>	<u>Player/Opponent/Result</u>	<u>Yds (Rec, TD)</u>
12/5/43	Tony Bova vs. Packers (L)	106 (3, 2)
11/1/42	Fred Meyer* at Redskins (L)	119 (4, 0)
12/1/40	Don Looney* at Redskins (L)	180 (14, 0)
10/26/40	Lester McDonald vs. Brook. Dodg. (L)	102 (6, 0)
9/22/40	Don Looney* at Rams (L)	129 (8, 2)
9/15/40	Don Looney* at Packers (L)	115 (8, 1)
11/19/39	Herschel Ramsey at Bears (L)	131 (8, 1)
9/11/38	Joe Carter vs. Redskins (L)	116 (6, 2)
11/14/37	Joe Carter at Packers (L)	139 (6, 1)

\* - denotes rookie

Underline - denotes playoff game

## MOST 100-YARD RECEIVING GAMES, Career

1.	Pete Retzlaff	23
2.	Harold Carmichael	21
	Mike Quick	21
4.	DeSean Jackson	20
5.	Tommy McDonald	17
6.	Fred Barnett	15
7.	Jeremy Maclin	14
	Pete Pihos	14
9.	Ben Hawkins	13
	Harold Jackson	13

\*includes playoff games

## MOST 150-YARD RECEIVING GAMES, Career

1.	DeSean Jackson	7
2.	Jeremy Maclin	5
	Tommy McDonald	5
4.	Ben Hawkins	4
	Fred Barnett	4

## MOST 200-YARD RECEIVING GAMES, Career

1.	DeSean Jackson	1
	Kevin Curtis	1
	Pete Retzlaff	1
	Tommy McDonald	1
	Bud Grant	1

## MOST 100-YARD RECEIVING GAMES, Season

1.	Terrell Owens (2004)	7
2.	Irving Fryar (1997)	6
	Mike Quick (1983)	6
4.	(nine times) last by DeSean Jackson (2013)	5

\*regular season only

## CONSECUTIVE 100-YD RECEIVING GAMES

<u>PLAYER (YEAR)</u>	<u>GAMES</u>
1. Terrell Owens (2004)	5
Harold Jackson (last 2 in 1971, first 3 in 1972)	5
3. Mike Quick (1983)	4
4. (seven times) last by Irving Fryar (1996)	3

# ALL-TIME MULTI-SACK GAMES



Date	Player/Opponent/Result	Sacks	Date	Player/Opponent/Result	Sacks
12/11/16	<b>Fletcher Cox vs. Redskins (L)</b>	1.5	11/19/06	Trent Cole vs. Titans (L)	1.5
9/25/16	<b>Fletcher Cox vs. Steelers (W)</b>	2.0	10/8/06	Darwin Walker vs. Cowboys (W)	3.0
12/26/15	<b>Fletcher Cox vs. Redskins (L)</b>	2.0	10/8/06	Darren Howard vs. Cowboys (W)	2.0
12/6/15	<b>Brandon Graham at Patriots (W)</b>	2.0	9/17/06	Jevon Kearse vs. Giants (L)	2.5
12/6/15	Connor Barwin at Patriots (W)	2.0	9/17/06	Trent Cole vs. Giants (L)	2.0
11/26/15	<b>Vinny Curry at Lions (L)</b>	2.0	9/17/06	Mike Patterson vs. Giants (L)	1.5
11/8/15	<b>Brandon Graham at Cowboys (W)</b>	2.0	9/10/06	Trent Cole at Texans (W)	2.0
10/11/15	<b>Fletcher Cox vs. Saints (W)</b>	3.0	11/20/05	Jevon Kearse at Giants (L)	2.5
11/23/14	Connor Barwin vs. Titans (W)	2.0	11/20/05	Trent Cole* at Giants (L)	2.0
11/23/14	Trent Cole vs. Titans (W)	2.0	11/14/05	Trent Cole* vs. Cowboys (L)	2.0
11/10/14	<b>Brandon Graham vs. Panthers (W)</b>	1.5	9/12/05	Brian Dawkins at Falcons (L)	1.5
11/10/14	Connor Barwin vs. Panthers (W)	3.5	9/12/05	Darwin Walker at Falcons (L)	1.5
10/12/14	<b>Vinny Curry vs. Giants (W)</b>	2.0	1/23/05	<u>Derrick Burgess vs. Falcons (W)</u>	2.0
10/12/14	Connor Barwin vs. Giants (W)	3.0	12/5/04	Corey Simon vs. Packers (W)	2.0
10/5/14	Connor Barwin vs. Rams (W)	2.0	12/5/04	Darwin Walker vs. Packers (W)	2.0
12/22/13	Trent Cole vs. Bears (W)	3.0	11/28/04	Corey Simon at Giants (W)	2.0
12/22/13	<b>Mychal Kendricks vs. Bears (W)</b>	2.0	11/7/04	Sam Rayburn at Steelers (L)	2.0
12/1/13	<b>Brandon Graham vs. Cardinals (W)</b>	2.0	10/31/04	Jevon Kearse vs. Ravens (W)	2.0
12/1/13	Trent Cole vs. Cardinals (W)	2.0	9/26/04	Jevon Kearse at Lions (W)	3.0
11/17/13	Trent Cole vs. Redskins (W)	2.0	11/16/03	Darwin Walker vs. Giants (W)	1.5
12/13/12	<b>Brandon Graham vs. Bengals (L)</b>	2.5	12/21/02	N.D. Kalu at Cowboys (W)	2.0
12/13/12	<b>Fletcher Cox* vs. Bengals (L)</b>	1.5	12/8/02	Brandon Whiting at Seahawks (W)	2.0
12/2/12	<b>Brandon Graham at Cowboys (L)</b>	1.5	12/1/02	N.D. Kalu vs. Rams (W)	3.0
9/23/12	Jason Babin at Cardinals (L)	1.5	12/1/02	Hugh Douglas vs. Rams (W)	2.0
12/18/11	Jason Babin vs. Jets (W)	3.0	11/3/02	Hugh Douglas at Bears (W)	2.0
12/11/11	Jason Babin at Dolphins (W)	3.0	10/20/02	Carlos Emmons vs. Buccaneers (W)	2.0
12/11/11	Trent Cole at Dolphins (W)	3.0	12/9/01	Derrick Burgess at Chargers (W)	2.0
12/1/11	Jason Babin at Seahawks (L)	2.0	11/29/01	Corey Simon at Chiefs (W)	2.0
10/30/11	Jason Babin vs. Cowboys (W)	2.0	11/25/01	Corey Simon vs. Redskins (L)	2.0
10/2/11	Jason Babin vs. 49ers (L)	3.0	11/18/01	Troy Vincent at Cowboys (W)	1.5
9/18/11	Cullen Jenkins at Falcons (L)	2.0	11/11/01	Hugh Douglas vs. Vikings (W)	2.5
9/11/11	Jason Babin at Rams (W)	2.0	11/4/01	Hugh Douglas vs. Cardinals (W)	2.0
11/28/10	Trent Cole at Bears (L)	2.0	9/23/01	Brandon Whiting at Seahawks (W)	2.0
10/17/10	Trent Cole vs. Falcons (W)	2.0	12/31/00	<u>Hugh Douglas vs. Buccaneers (W)</u>	2.0
9/26/10	Trent Cole at Jaguars (W)	2.0	11/19/00	Brian Dawkins vs. Cardinals (W)	2.0
9/26/10	Trevor Laws at Jaguars (W)	2.0	11/19/00	Jeremiah Trotter vs. Cardinals (W)	2.0
9/12/10	Juqua Parker vs. Packers (L)	2.0	11/19/00	Corey Simon vs. Cardinals (W)	1.5
12/20/09	Trent Cole vs. 49ers (W)	2.0	11/5/00	Brandon Whiting vs. Cowboys (W)	1.5
12/13/09	Darren Howard at Giants (W)	2.0	10/22/00	Hugh Douglas vs. Bears (W)	1.5
10/26/09	Trent Cole at Redskins (W)	2.0	10/8/00	Hugh Douglas vs. Redskins (L)	2.0
9/13/09	Darren Howard at Panthers (W)	2.0	9/24/00	Corey Simon at Saints (W)	2.0
12/28/08	Chris Clemons vs. Cowboys (W)	2.0	9/17/00	Hugh Douglas at Packers (L)	2.5
11/16/08	Trent Cole at Bengals (T)	2.0	9/3/00	Hugh Douglas at Cowboys (W)	2.0
11/16/08	Darren Howard at Bengals (T)	2.0	1/2/00	Tyrone Williams vs. Rams (W)	2.0
11/2/08	Darren Howard at Seahawks (W)	1.5	12/19/99	Mike Mamula vs. Patriots (W)	3.0
9/21/08	Juqua Parker vs. Steelers (W)	2.5	10/31/99	Greg Jefferson vs. Giants (L)	1.5
9/21/08	Darren Howard vs. Steelers (W)	2.0	11/22/98	Bill Johnson at Giants (L)	1.5
9/21/08	Omar Gaither vs. Steelers (W)	1.5	11/15/98	Hugh Douglas at Redskins (L)	1.5
12/9/07	Trent Cole vs. Giants (L)	2.0	11/8/98	Hugh Douglas vs. Lions (W)	2.5
10/28/07	Trent Cole at Vikings (W)	2.0	10/18/98	Hugh Douglas at Chargers (L)	4.5
9/23/07	Trent Cole vs. Lions (W)	3.5	10/11/98	Hollis Thomas vs. Redskins (W)	2.0
9/23/07	Brodrick Bunkley vs. Lions (W)	2.0	10/11/98	Hugh Douglas vs. Redskins (W)	1.5
9/23/07	Juqua Parker vs. Lions (W)	2.0	10/11/98	Al Wallace vs. Redskins (W)	1.5
9/9/07	Trent Cole at Packers (L)	1.5	12/14/97	Greg Jefferson at Falcons (L)	2.0
1/13/07	<u>Darwin Walker at Saints (L)</u>	2.0	11/2/97	Hollis Thomas at Cardinals (L)	1.5
12/31/06	Matt McCoy vs. Falcons (W)	2.0	10/26/97	Rhett Hall vs. Cowboys (W)	3.5
12/31/06	Juqua Parker vs. Falcons (W)	2.0	10/26/97	William Thomas vs. Cowboys (W)	2.0
		2.0	9/15/97	Bobby Taylor at Cowboys (L)	2.0

\* - denotes rookie

Underline - denotes playoff game



# ALL-TIME MULTI-SACK GAMES



Date	Player/Opponent/Result	Sacks	Date	Player/Opponent/Result	Sacks
9/1/96	Mike Mamula at Redskins (W)	2.0	10/15/90	Jessie Small vs. Vikings (W)	2.0
12/17/95	William Fuller vs. Cardinals (L)	2.0	9/30/90	Reggie White vs. Colts (L)	3.0
12/10/95	William Fuller vs. Cowboys (W)	1.5	9/16/90	Mike Pitts vs. Phoenix Cardinals (L)	2.0
12/3/95	William Fuller at Seahawks (L)	2.0	9/16/90	Reggie White vs. Phoenix Cardinals (L)	2.0
12/3/95	Kevin Johnson at Seahawks (L)	2.0	12/18/89	Jerome Brown at Saints (L)	2.0
11/19/95	Mike Mamula vs. Giants (W)	3.0	10/29/89	Clyde Simmons at Broncos (W)	3.5
11/19/95	Andy Harmon vs. Giants (W)	2.0	10/29/89	Reggie White at Broncos (W)	1.5
10/29/95	William Fuller vs. Rams (W)	2.0	10/22/89	Seth Joyner vs. Los Angeles Raiders (W)	2.0
10/29/95	Andy Harmon vs. Rams (W)	2.0	10/15/89	Jerome Brown at Phoenix Cardinals (W)	2.5
10/15/95	Andy Harmon at Giants (W)	2.0	10/8/89	Reggie White vs. Giants (W)	2.0
10/15/95	Kevin Johnson at Giants (W)	2.0	9/24/89	Reggie White vs. 49ers (L)	2.5
10/8/95	Andy Harmon vs. Redskins (W)	3.0	9/24/89	Mike Pitts vs. 49ers (L)	2.0
10/1/95	Mike Mamula at Saints (W)	2.0	9/24/89	Clyde Simmons vs. 49ers (L)	2.0
12/18/94	Mike Flores vs. Giants (L)	2.0	9/17/89	Jerome Brown at Redskins (W)	2.0
12/4/94	William Fuller at Cowboys (L)	1.5	9/10/89	Clyde Simmons vs. Seahawks (W)	2.0
11/6/94	Andy Harmon vs. Cardinals (W)	2.0	12/18/88	Reggie White at Cowboys (W)	2.0
10/24/94	William Thomas vs. Oilers (W)	2.0	12/10/88	Reggie White at Phoenix Cardinals (W)	2.0
9/18/94	Bill Romanowski vs. Packers (W)	1.5	11/27/88	Clyde Simmons vs. Phoenix Cardinals (W)	2.5
9/12/94	William Fuller vs. Bears (W)	2.0	11/6/88	Reggie White vs. Los Angeles Rams (W)	2.0
1/3/94	Andy Harmon vs. 49ers (W)	3.0	10/30/88	Reggie White vs. Falcons (L)	2.0
12/26/93	Clyde Simmons vs. Saints (W)	2.0	10/10/88	Reggie White vs. Giants (W)	2.5
12/6/93	Andy Harmon at Cowboys (L)	2.5	10/2/88	Clyde Simmons vs. Oilers (W)	2.0
11/28/93	Mike Flores at Redskins (W)	2.0	9/25/88	Reggie White at Vikings (L)	4.0
10/31/93	Andy Harmon vs. Cowboys (L)	2.0	12/27/87	Reggie White vs. Bills (W)	2.0
9/19/93	Clyde Simmons vs. Redskins (W)	2.0	12/20/87	Reggie White at Jets (W)	2.0
12/27/92	Clyde Simmons vs. Giants (W)	1.5	12/6/87	Reggie White at Giants (L)	2.0
12/13/92	Clyde Simmons at Seahawks (W)	2.0	11/29/87	Mike Pitts at Patriots (W)	2.0
12/13/92	Reggie White at Seahawks (W)	2.0	11/29/87	Reggie White at Patriots (W)	2.0
12/6/92	Andy Harmon vs. Vikings (W)	2.5	11/22/87	Reggie White vs. St. Louis Rams (L)	2.0
11/29/92	Mike Pitts at 49ers (L)	2.0	11/15/87	Reggie White vs. Giants (L)	3.0
11/22/92	Reggie White at Giants (W)	3.5	11/1/87	Jerome Brown at St. Louis Rams (W)	2.0
11/22/92	Clyde Simmons at Giants (W)	3.0	11/1/87	Reggie White at St. Louis Rams (W)	2.0
11/8/92	Clyde Simmons vs. Los Angeles Raiders (W)	1.5	10/25/87	Reggie White vs. Cowboys (W)	2.5
11/8/92	Reggie White vs. Los Angeles Raiders (W)	1.5	10/18/87	Fred Smalls at Packers (L)	2.5
10/11/92	Clyde Simmons at Chiefs (L)	2.0	10/18/87	Ray Phillips at Packers (L)	1.5
10/5/92	Reggie White vs. Cowboys (W)	2.0	9/20/87	Clyde Simmons vs. Saints (W)	1.5
9/20/92	Clyde Simmons vs. Broncos (W)	1.5	9/20/87	Reggie White vs. Saints (W)	1.5
9/13/92	Clyde Simmons at Phoenix Cardinals (W)	3.0	12/14/86	Reggie White at Cowboys (W)	3.0
12/22/91	Reggie White vs. Redskins (W)	2.0	12/7/86	Reggie White vs. St. Louis Rams (T)	2.0
12/8/91	Clyde Simmons at Giants (W)	2.0	11/30/86	Reggie White at Los Angeles Raiders (W)	4.0
12/2/91	Seth Joyner at Oilers (W)	2.0	11/23/86	Ken Clarke at Seahawks (L)	2.0
11/17/91	Clyde Simmons vs. Bengals (W)	2.0	11/9/86	Greg Brown vs. Giants (L)	2.0
11/17/91	Reggie White vs. Bengals (W)	2.0	11/2/86	Reggie White at St. Louis Rams (L)	4.0
11/4/91	Clyde Simmons vs. Giants (W)	1.5	10/5/86	Garry Cobb at Falcons (W)	4.0
11/4/91	Reggie White vs. Giants (W)	1.5	9/7/86	Ken Clarke at Redskins (L)	2.0
10/6/91	Wes Hopkins at Buccaneers (L)	2.0	12/22/85	Garry Cobb at Vikings (W)	2.0
9/22/91	Clyde Simmons vs. Steelers (W)	2.0	12/22/85	Reggie White at Vikings (W)	2.0
9/15/91	Clyde Simmons at Cowboys (W)	4.5	12/22/85	Reggie Wilkes at Vikings (W)	2.0
9/15/91	Jerome Brown at Cowboys (W)	2.5	12/8/85	Ray Ellis vs. Redskins (L)	2.0
9/15/91	Mike Golic at Cowboys (W)	2.0	11/17/85	Reggie White at St. Louis Rams (W)	3.0
9/1/91	Reggie White at Packers (W)	3.0	11/10/85	Ken Clarke vs. Falcons (W)	2.0
12/29/90	Seth Joyner at Phoenix Cardinals (W)	2.0	11/10/85	Reggie White vs. Falcons (W)	2.0
12/16/90	Clyde Simmons vs. Packers (W)	1.5	10/13/85	Greg Brown vs. St. Louis Rams (W)	3.0
12/16/90	Reggie White vs. Packers (W)	1.5	10/6/85	Greg Brown at Saints (L)	1.5
11/18/90	Clyde Simmons at Falcons (W)	2.0	10/6/85	Ken Clarke at Saints (L)	1.5
11/12/90	Reggie White vs. Redskins (W)	2.0	9/29/85	Reggie White vs. Giants (L)	2.5
11/4/90	Seth Joyner vs. Patriots (W)	2.0	9/29/85	Ken Clarke vs. Giants (L)	1.5
			12/16/84	Greg Brown at Falcons (L)	4.0

\* - denotes rookie

Underline - denotes playoff game

# ALL-TIME MULTI-SACK GAMES



<u>Date</u>	<u>Player/Opponent/Result</u>	<u>Sacks</u>
12/16/84	Ken Clarke at Falcons (L)	2.0
12/16/84	Byron Darby at Falcons (L)	2.0
12/9/84	Byron Darby vs. Patriots (W)	1.5
12/9/84	Dennis Harrison vs. Patriots (W)	1.5
12/2/84	Greg Brown vs. Cowboys (L)	1.5
11/25/84	Dennis Harrison at St. Louis Rams (L)	1.5
11/4/84	Ken Clarke at Lions (T)	3.0
10/21/84	Dennis Harrison vs. Giants (W)	2.0
10/21/84	Greg Brown vs. Giants (W)	1.5
10/14/84	Ken Clarke vs. Colts (W)	2.0
10/14/84	Dennis Harrison vs. Colts (W)	2.0
9/30/84	Greg Brown at Redskins (L)	2.0
12/18/83	Greg Brown at St. Louis Rams (L)	2.5
11/20/83	Greg Brown vs. Giants (L)	2.0
11/13/83	Dennis Harrison at Bears (L)	3.0
10/9/83	Dennis Harrison at Giants (W)	2.0
10/2/83	Dennis Harrison at Falcons (W)	3.0
9/25/83	Carl Hairston at St. Louis Rams (L)	2.0
9/25/83	Joel Williams at St. Louis Rams (L)	1.5
12/26/82	Greg Brown at Cowboys (W)	2.0
12/26/82	Dennis Harrison at Cowboys (W)	1.5
12/19/82	Carl Hairston vs. Oilers (W)	2.0
12/11/82	Dennis Harrison at Giants (L)	2.0
12/5/82	Dennis Harrison vs. St. Louis Rams (L)	2.0
11/28/82	Dennis Harrison at Redskins (L)	2.0

\* - denotes rookie

Underline - denotes playoff game

## MOST MULTI-SACK GAMES, Career

1.	Reggie White	38
2.	Clyde Simmons	22
3.	Trent Cole	20
4.	Hugh Douglas	13
5.	Dennis Harrison	11

\*includes playoff games

## MOST MULTI-SACK GAMES, Season

1.	Reggie White (1987)	9
2.	Clyde Simmons (1992)	7
3.	Jason Babin (2011)	6
	Reggie White (1988)	6
5.	Hugh Douglas (2000)	5
	Clyde Simmons (1991)	5

\*regular season only

## MOST 3-SACK GAMES, Career

1.	Reggie White	9
2.	Clyde Simmons	4
3.	Trent Cole	3
	Jason Babin	3
5.	Connor Barwin, four other players tied with	2

\*includes playoffs

## MOST 3-SACK GAMES, Season

1.	Jason Babin (2011)	3
	Reggie White (1986)	3
3.	Connor Barwin (2014)	2
	Dennis Harrison (1983)	2
	Clyde Simmons (1992)	2

\*regular season only

## MOST CONSECUTIVE MULTI-SACK GAMES

1.	Reggie White (1987)	4
2.	Jason Babin (2011)	3
	William Fuller (1995)	3
	Andy Harmon (1995)	3
	Dennis Harrison (1982)	3
	Reggie White (1986)	3

# MULTI-INTERCEPTION GAMES SINCE 1960



Date	Player/Opponent/Result	INTs		
1/1/17	<u>Jordan Hicks (LB) vs. Cowboys (W)</u>	2	12/12/71	Leroy Keyes vs. St. Louis Rams (W) 2
12/22/16	<u>Malcolm Jenkins vs. Giants (W)</u>	2	11/21/71	Bill Bradley at St. Louis Rams (W) 2
9/9/12	Dominique Rodgers-Cromartie at Browns (W)	2	11/7/71	Bill Bradley at Redskins (T) 2
9/9/12	Kurt Coleman at Browns (W)	2	10/31/71	Bill Bradley vs. Broncos (W) 2
10/16/11	Kurt Coleman at Redskins (W)	3	9/26/71	Bill Bradley vs. Cowboys (L) 2
11/21/10	Asante Samuel vs. Giants (W)	2	11/8/70	Adrian Young vs. Dolphins (W) 2
11/15/10	Dimitri Patterson at Redskins (W)	2	12/21/69	Joe Scarpati at 49ers (L) 2
11/7/10	Asante Samuel vs. Colts (W)	2	10/13/69	Nate Ramsey at Baltimore Colts (L) 2
11/29/09	Asante Samuel vs. Redskins (W)	2	11/17/68	Al Nelson at Giants (L) 2
10/11/09	Asante Samuel vs. Buccaneers (W)	2	10/29/67	Ron Medved vs. Cowboys (W) 2
9/13/09	Sheldon Brown at Panthers (W)	2	10/23/66	Joe Scarpati at Giants (W) 3
10/8/06	Lito Sheppard vs. Cowboys (W)	2	9/18/66	Joe Scarpati vs. Falcons (W) 2
10/2/05	Sheldon Brown at Chiefs (W)	2	12/12/65	Jim Nettles at Steelers (W) 3
10/17/04	Lito Sheppard vs. Panthers (W)	2	12/12/65	Joe Scarpati at Steelers (W) 2
12/8/02	Bobby Taylor at Seahawks (W)	2	11/28/65	Nate Ramsey at St. Louis Rams (W) 3
1/12/02	<u>Damon Moore vs. Buccaneers (W)</u>	2	11/28/65	Al Nelson at St. Louis Rams (W) 2
12/16/01	Brian Dawkins at Redskins (W)	2	12/13/64	Nate Ramsey at St. Louis Rams (L) 2
9/24/00	Troy Vincent at Saints (W)	2	12/1/63	Dave Lloyd at Steelers (T) 2
12/19/99	Troy Vincent vs. Patriots (W)	2	10/13/63	Don Burroughs at Redskins (W) 2
12/14/96	Michael Zordich at Jets (W)	2	12/9/62	Ben Scotti vs. Steelers (L) 2
9/22/96	William Thomas at Falcons (W)	2	10/6/62	Don Burroughs at Steelers (L) 2
12/17/95	William Thomas vs. Cardinals (W)	2	12/3/61	Don Burroughs at Steelers (W) 3
10/15/95	William Thomas at Giants (W)	2	12/3/61	Chuck Bednarik at Steelers (W) 2
12/26/93	Eric Allen vs. Saints (W)	2	11/27/60	Don Burroughs vs. Giants (W) 2
10/17/93	Mark McMillian at Giants (L)	2	10/16/60	Gene Johnson vs. Lions (W) 2
1/3/93	<u>Eric Allen at Saints (W)</u>	2	10/9/60	Don Burroughs vs. St. Louis Rams (W) 2
11/8/92	Eric Allen vs. Los Angeles Raiders (W)	2	9/30/60	Chuck Weber at Cowboys (W) 3
11/17/91	Wes Hopkins vs. Bengals (W)	2		
9/15/91	Rich Miano at Cowboys (W)	2	* - denotes rookie	
12/23/90	Eric Allen vs. Cowboys (W)	2	<u>Underline</u> - denotes playoff game	
12/18/88	Wes Hopkins at Cowboys (W)	2		
11/20/88	Terry Hoage at Giants (W)	2		
9/4/88	Terry Hoage at Buccaneers (W)	2		
9/20/87	Elbert Foules vs. Saints (W)	2		
12/21/86	Roynell Young vs. Redskins (L)	2		
9/14/86	Andre Waters at Bears (L)	2		
10/20/85	Wes Hopkins vs. Cowboys (W)	2		
12/2/84	Wes Hopkins vs. Cowboys (L)	2		
12/19/82	Roynell Young vs. Oilers (W)	2		
12/20/81	Herman Edwards vs. St. Louis Rams (W)	2		
9/17/81	Brenard Wilson at Bills (W)	2		
1/3/81	<u>Herman Edwards vs. Vikings (W)</u>	2		
1/3/81	<u>Roynell Young vs. Vikings (W)</u>	2		
9/22/80	Herman Edwards vs. Giants (W)	2		
11/4/79	Herman Edwards vs. Browns (L)	2		
10/14/79	Randy Logan at St. Louis Rams (W)	2		
12/17/78	Herman Edwards vs. Giants (W)	2		
9/17/78	Deac Sanders at Saints (W)	2		
12/4/77	Randy Logan at Cowboys (L)	2		
11/6/77	Deac Sanders vs. Saints (W)	2		
10/9/77	Deac Sanders at Giants (W)	2		
12/21/75	Frank LeMaster at Redskins (W)	2		
12/21/75	Artimus Parker at Redskins (W)	2		
11/30/75	Bill Bergey vs. 49ers (W)	2		
10/5/75	Bill Bradley vs. Redskins (W)	2		
11/5/72	Bill Bradley vs. St. Louis Rams (T)	2		
10/8/72	Bill Bradley at Redskins (L)	2		

### MOST MULTI-INT GAMES, Career

1. Bill Bradley . . . . . 7
2. Don Burroughs . . . . . 5
- Herman Edwards . . . . . 5
4. Asante Samuel, Eric Allen . . . . . 4
- Wes Hopkins, Joe Scarpati . . . . . 4

\*includes playoff games

### MOST MULTI-INT GAMES, Season

1. Bill Bradley (1971) . . . . . 4
2. eight times, last by Asante Samuel (2010) . . . . . 2

\*regular season only

### MOST 3-INT GAMES, Career

1. Kurt Coleman . . . . . 1
- Don Burroughs . . . . . 1
- Jim Nettles . . . . . 1
- Nate Ramsey . . . . . 1
- Joe Scarpati . . . . . 1
- Chuck Weber . . . . . 1

\*includes playoffs

### CONSECUTIVE MULTI-INT GAMES

1. Bill Bradley (1971) . . . . . 2

# ALL-TIME INTERCEPTION RETURNS FOR TDS



Date	Player/Opponent/Result	Yards		
<b>12/22/16</b>	<b>Malcolm Jenkins vs. Giants (W)</b>	<b>34</b>	12/21/75	Joe Lavender at Redskins (W) 36
12/11/16	Leodis McKelvin vs. Redskins (L)	29	9/29/74	Joe Lavender vs. Baltimore Colts (W) 37
<b>10/16/16</b>	<b>Malcolm Jenkins at Redskins (L)</b>	<b>64</b>	12/9/73	John Outlaw vs. Jets (W) 45
<b>12/6/15</b>	<b>Malcolm Jenkins at Patriots (W)</b>	<b>99</b>	12/19/71	Al Nelson at Giants (W) 19
<b>11/8/15</b>	<b>Jordan Hicks* at Cowboys (W)</b>	<b>67</b>	10/19/69	Bill Bradley* at Cowboys (L) 56
10/19/15	Nolan Carroll vs. Giants (W)	17	10/13/69	Nate Ramsey at Baltimore Colts (L) 26
11/10/14	Bradley Fletcher vs. Panthers (W)	34	9/21/69	Joe Scarpati vs. Browns (L) 34
<b>9/28/14</b>	<b>Malcolm Jenkins at 49ers (L)</b>	<b>53</b>	12/10/67	Joe Scarpati at Cowboys (L) 67
12/22/13	Brandon Boykin vs. Bears (W)	54	10/8/67	Don Hultz at Falcons (W) 16
11/13/11	Asante Samuel vs. Cardinals (L)	20	11/20/66	Jim Nettles at 49ers (W) 34
11/15/10	Dimitri Patterson at Redskins (W)	40	12/12/65	Jim Nettles* at Steelers (W) 56
12/6/09	Sheldon Brown at Falcons (W)	83	12/12/65	George Tarasovic at Steelers (W) 40
10/26/09	Will Witherspoon at Redskins (W)	9	12/12/65	Maxie Baughan at Steelers (W) 33
1/4/09	<u>Asante Samuel at Vikings (W)</u>	44	12/6/64	Joe Scarpati* vs. Cowboys (W) 24
12/15/08	Asante Samuel vs. Browns (W)	50	10/25/64	Irv Cross at Steelers (W) 94
10/12/08	Juqua Parker at 49ers (W)	55	11/10/63	Lee Roy Caffey* at Giants (L) 87
12/17/06	Trent Cole at Giants (W)	19	10/13/57	Jimmy Harris* at Browns (L) 65
12/10/06	Michael Lewis at Redskins (W)	84	10/5/57	Jerry Norton vs. Giants (L) 99
11/12/06	Sheldon Brown vs. Redskins (W)	70	10/14/56	Eddie Bell at Steelers (W) 28
10/8/06	Lito Sheppard vs. Cowboys (W)	102	11/13/55	Bibbles Bawel vs. Browns (W) 40
10/2/05	Sheldon Brown at Chiefs (W)	40	10/15/55	Bibbles Bawel at Steelers (L) 42
11/15/04	Lito Sheppard at Cowboys (W)	101	12/12/54	Jerry Norton* vs. Giants (W) 69
10/17/04	Lito Sheppard vs. Panthers (W)	64	11/15/53	Chuck Bednarik vs. Baltimore Colts (W) 26
10/5/03	ND Kalu vs. Redskins (W)	15	12/14/52	Mike Jarmoluk at Redskins (L) 45
1/11/03	<u>Bobby Taylor vs. Falcons (W)</u>	39	12/7/52	Vic Sears vs. Dallas Texans (W) 9
12/21/02	Shawn Barber at Cowboys (W)	80	11/2/52	Russ Craft at Packers (L) 32
12/1/02	Bobby Taylor vs Rams (W)	23	10/29/50	Joe Muha vs. Redskins (W) 19
1/12/02	<u>Damon Moore vs. Buccaneers (W)</u>	59	10/22/50	Norm Willey* at Steelers (W) 41
11/18/01	Jeremiah Trotter at Cowboys (W)	50	9/24/50	Frank Reagan at Chicago Cardinals (W) 46 (lateral)
11/18/01	William Hampton at Cowboys (W)	33	12/4/49	Joe Muha at Giants (W) 28
11/19/00	Mike Caldwell vs. Cardinals (W)	26	11/20/49	Pat McHugh vs. NY Bulldogs (W) 21
9/3/00	Jeremiah Trotter at Cowboys (W)	27	11/10/46	Gil Steinke at Giants (L) 52
1/2/00	Mike Mamula vs. Rams (W)	41	12/3/44	Vic Linskog* vs. Brooklyn Tigers (W) 65
1/2/00	Al Harris vs. Rams (W)	17	11/26/44	Tom Miller vs. Bears (L) 35
11/21/99	Brandon Whiting vs. Colts (L)	22	11/19/44	Jack Hinkle at Redskins (W) 50
10/24/99	Brian Dawkins at Dolphins (L)	67	11/7/43	Larry Cabrelli vs. Redskins (T) 24
10/3/99	Bobby Taylor at Giants (L)	18	10/31/43	Ben Kish vs. Chicago Cardinals (W) 86
12/7/97	Brian Dawkins vs. Giants (L)	64	9/16/38	Jay Arnold at Pittsburgh Pirates (W) 22
11/3/96	Troy Vincent at Cowboys (W)	90 (lateral)	10/10/37	Maurice Harper* at Redskins (W) 20
12/30/95	<u>William Thomas vs. Lions (W)</u>	30	11/6/34	Swede Hanson vs. Cincinnati Reds (W) N/A
12/30/95	<u>Barry Wilburn vs. Lions (W)</u>	24	11/26/33	Lee Woodruff vs. Cincinnati Reds (W) 55
9/10/95	William Thomas at Cardinals (W)	37		
12/24/94	Mike Zordich at Bengals (L)	18		
10/30/94	Greg Jackson at Redskins (W)	55		
12/26/93	Eric Allen vs. Saints (W)	33		
12/26/93	Eric Allen vs. Saints (W)	25		
10/3/93	Eric Allen at Jets (W)	94		
9/19/93	Eric Allen vs. Redskins (W)	29		
1/3/93	<u>Eric Allen at Saints (W)</u>	18		
12/6/92	Seth Joyner vs. Vikings (W)	24		
11/22/92	Seth Joyner at Giants (W)	43		
12/22/91	Otis Smith vs. Washington (W)	74		
12/23/90	Eric Allen vs. Cowboys (W)	35		
11/25/90	Byron Evans vs. Giants (W)	23		
11/12/90	William Frizzell vs. Redskins (W)	30		
12/3/89	Clyde Simmons at Giants (W)	60		
9/10/89	Eric Everett vs. Seahawks (W)	30		
10/27/85	Wes Hopkins vs. Bills (W)	24		
9/29/85	Herman Edwards vs. Giants (L)	3		
12/19/82	Richard Blackmore vs. Oilers (W)	20		
12/17/78	Frank LeMaster vs. Giants (W)	9		
10/15/78	John Sanders vs. Washington (W)	19		
12/21/75	Frank LeMaster at Redskins (W)	89		

\* - denotes rookie

Underline - denotes playoff game

### MOST INT-TDs, Career (includes playoffs)

1. Eric Allen . . . . . 6
2. **Malcolm Jenkins** . . . . . 4
3. Sheldon Brown, Asante Samuel, Lito Sheppard, Bobby Taylor, Joe Scarpati . . . . . 3

### MOST INT-TDs, Season (regular season only)

1. Eric Allen (1993) . . . . . 4
2. **Malcolm Jenkins (2016)**, Lito Sheppard (2004), Seth Joyner (1992), Bibbles Bawel (1955) . . . . . 2

### MOST INT-TDs, Game

1. Eric Allen (12/26/93 vs. NO) . . . . . 2

### CONSECUTIVE GAMES WITH AN INT-TD

1. Eric Allen (1993) . . . . . 2

# ALL-TIME FUMBLE RECOVERIES FOR TDS



Date	Player/Opponent/Result	Yards		
1/3/16	Walter Thurmond at Giants (W)	83	10/4/59	Chuck Weber vs. Giants (W) 0
10/5/14	Cedric Thornton vs. Rams (W)	0	12/12/54	Norm Willey vs. Giants (W) 0
<b>9/7/14</b>	<b>Fletcher Cox vs. Jaguars (W)</b>	<b>17</b>	10/25/53	Tom Scott* at Chicago Cardinals (W) 0
<b>10/27/13</b>	<b>Najee Goode vs. Giants (L)</b>	<b>2</b>	12/7/52	Ebert Van Buren vs. Dallas Texans (W) 0
12/18/11	Juqua Parker vs. Jets (W)	47	11/16/52	Pete Pihos vs. Chicago Cardinals (W) 12
11/7/11	Brian Rolle vs. Bears (L)	22	11/9/52	Mike Jarmoluk vs. Redskins (W) 16
9/11/11	Juqua Parker at Rams (W)	56	11/4/51	Gerry Cowhig at Steelers (W) 25
10/10/10	Quintin Mikell at 49ers (W)	52	10/29/50	John Green vs. Redskins (W) 2
12/13/09	Sheldon Brown at Giants (W)	60	11/6/49	Russ Craft vs. Los Angeles Rams (W) 21
9/13/09	Victor Abiamiri at Panthers (W)	2	10/31/48	Bosh Pritchard at Steelers (W) 18
12/28/08	Joselio Hanson vs. Cowboys (W)	96	10/5/47	Joe Muha vs. Giants (W) 2
12/28/08	Chris Clemons vs. Cowboys (W)	73	10/8/44	Jack Banta vs. Redskins (T) 0
9/15/08	Chris Gocong at Cowboys (L)	0	10/31/43	Jack Hinkle vs. Chicago Cardinals (W) 0
12/30/07	Kevin Curtis vs. Bills (W)	0	10/24/43	Al Wukits* at Giants (L) 2
12/23/07	Kevin Curtis at Saints (W)	0	11/1/42	Rupert Pate at Redskins (L) 53
9/24/06	Mike Patterson at 49ers (W)	98	9/20/42	Vic Sears at Cleveland Rams (L) 25
10/9/05	Sheldon Brown at Cowboys (L)	80	9/15/40	Don Looney* at Packers (L) 44
1/16/05	<u>Freddie Mitchell vs. Vikings (W)</u>	0	10/15/39	Theodore Schmitt at Giants (L) 63
12/15/02	Carlos Emmons vs. Redskins (W)	44	9/25/38	Bob Pylman* vs. Giants (W) 88
12/9/01	Brian Dawkins vs. Chargers (W)	49	9/25/38	Joe Carter vs. Giants (W) 92
9/30/01	Damon Moore vs. Cowboys (W)	10	9/16/38	Jay Arnold at Pittsburgh Pirates (W) 18
9/15/97	William Thomas at Cowboys (L)	37	10/31/37	Joe Pilconis at Pittsburgh Pirates (L) 22
12/22/96	Mike Mamula vs. Cardinals (W)	4		
10/13/96	William Thomas at Giants (W)	23		
9/30/96	Rhett Hall vs. Cowboys (L)	32		
12/24/95	Jerome Henderson at Bears (L)	0		
10/29/95	Kevin Johnson vs. St. Louis Rams (W)	37		
10/15/95	Mike Zordich at Giants (W)	58		
9/24/95	Greg Jackson at Raiders (L)	45		
1/3/94	Byron Evans at 49ers (W)	30		
9/13/92	Reggie White at Phoenix Cardinals (W)	37		
11/24/91	Seth Joyner at Phoenix Cardinals (W)	34		
11/24/91	Clyde Simmons at Phoenix Cardinals (W)	0		
10/6/91	Seth Joyner at Buccaneers (L)	0		
11/12/90	Clyde Simmons vs. Redskins (W)	18		
12/3/89	Andre Waters at Giants (W)	3		
11/20/88	Cris Carter at Giants (W)	0		
9/20/87	Seth Joyner vs. Saints (W)	18		
9/13/87	Reggie White at Redskins (L)	70		
12/15/85	Dave Little at Chargers (L)	0		
12/26/82	Greg Brown at Cowboys (W)	0		
10/11/81	Frank LeMaster at Saints (W)	47		
9/27/81	Greg Brown* vs. Redskins (W)	7		
11/16/80	Jerry Robinson at Redskins (W)	59		
11/19/78	Herman Edwards at Giants (W)	26		
12/1/74	Will Wynn vs. Packers (W)	87		
10/6/74	Bill Dunstan at Chargers (W)	46		
9/23/74	Joe Lavender vs. Cowboys (W)	96		
11/4/73	Will Wynn* vs. Patriots (W)	24		
11/21/71	Steve Smith at St. Louis Cardinals (W)	5		
11/21/71	Ben Hawkins at St. Louis Cardinals (W)	5		
11/15/70	Steve Preece vs. Falcons (T)	21		
12/18/66	Harold Wells at Redskins (W)	60		
10/10/65	George Tarasovic at Cowboys (W)	62		
11/22/64	Mike Morgan* vs. St. Louis Cardinals (L)	0		
11/27/60	J.D. Smith vs. Giants (W)	0		
11/20/60	Jimmy Carr at Giants (W)	38		
12/13/59	Don Owens vs. Browns (L)	3		
11/22/59	Jerry Huth vs. Los Angeles Rams (W)	0		

\* - denotes rookie  
Underline - denotes playoff game

### MOST FR-TDs, Career

1. Seth Joyner . . . . . 3
  2. 8 players, last by Juqua Parker . . . . . 2
- \*includes playoff games

### MOST FR-TDs, Season

1. Kevin Curtis (2007) . . . . . 2
  - Seth Joyner (1991) . . . . . 2
  - Juqua Parker (2011) . . . . . 2
- \*regular season only

### CONSECUTIVE GAMES WITH A FR-TD

1. Kevin Curtis (2007) . . . . . 2

# ALL-TIME KICK RETURNS FOR TDS



## PUNT RETURNS FOR TOUCHDOWNS

Date	Player/Opponent/Result	Yards
12/2/12	Damaris Johnson* at Cowboys (L)	98
<b>9/27/15</b>	<b>Darren Sproles at Jets (W)</b>	<b>89</b>
11/22/92	Vai Sikahema at Giants (W)	87
9/13/09	DeSean Jackson at Panthers (W)	85
10/19/03	Brian Westbrook at Giants (W)	84
<b>12/6/15</b>	<b>Darren Sproles at Patriots (W)</b>	<b>83</b>
<b>9/28/14</b>	<b>Darren Sproles at 49ers (L)</b>	<b>82</b>
12/21/03	Brian Westbrook vs. 49ers (L)	81
10/4/59	Tommy McDonald vs. Giants (W)	81
10/25/42	Ernie Steele* at Bears (L)	80 (lateral)
12/21/47	<u>Bosh Pritchard at Steelers (W)</u>	79
11/25/02	Brian Mitchell at 49ers (W)	76
11/30/86	Greg Garrity at Los Angeles Raiders (W)	76
12/13/09	DeSean Jackson at Giants (W)	72
9/24/00	Brian Mitchell at Saints (W)	72
10/30/49	Clyde Scott* at Steelers (W)	70
11/23/47	Pat McHugh* at Boston Yanks (L)	69
10/5/08	DeSean Jackson* vs. Redskins (L)	68
11/6/66	Aaron Martin vs. Cowboys (W)	67
12/3/61	Timmy Brown at Steelers (W)	66
<b>11/10/14</b>	<b>Darren Sproles vs. Panthers (W)</b>	<b>65</b>
12/19/10	DeSean Jackson at Giants (W)	65
12/19/65	Bob Shann* vs. Lions (L)	63
10/11/59	Art Powell* vs. Steelers (W)	58
9/3/78	Wally Henry vs. Los Angeles Rams (L)	57
11/9/52	Don Stevens* vs. Redskins (W)	56
10/31/48	Bosh Pritchard at Steelers (W)	55
10/22/44	Steve Van Buren* vs. Boston Yanks (W)	55
10/6/68	Alvin Haymond at Redskins (L)	54
10/26/52	Bibbles Bawel* at Giants (W)	52
12/8/46	Steve Van Buren at Boston Yanks (W)	50
12/4/49	Frank Reagan at Giants (W)	41
11/2/47	Pete Pihos* at Redskins (W)	26
10/18/36	Stumpy Thomason at Boston Redskins (L)	15

\* - denotes rookie

Underline - denotes playoff game

## KICKOFF RETURNS FOR TOUCHDOWNS

Date	Player/Opponent/Result	Yards
11/23/14	Josh Huff* vs. Titans (W)	107
9/17/61	Timmy Brown vs. Browns (W)	105
10/7/50	Russ Craft vs. Los Angeles Rams (W)	103
9/21/14	Chris Polk vs. Redskins (W)	102
11/13/38	Dave Smukler at Brooklyn Dodgers (L)	100
11/23/08	Quintin Demps* at Ravens (L)	100
9/22/63	Timmy Brown vs. Cardinals (L)	100
12/2/62	Timmy Brown at Redskins (W)	99
12/11/77	Wilbert Montgomery* vs. Giants (W)	99
10/23/16	Josh Huff vs. Vikings (W)	98
9/22/68	Alvin Haymond vs. Giants (L)	98
12/2/45	Steve Van Buren at Giants (L)	98
11/1/42	Bosh Pritchard* at Redskins (L)	97
9/22/96	Derrick Witherspoon at Falcons (W)	97
11/12/44	Steve Van Buren* vs. Giants (T)	97
9/24/55	Jerry Norton vs. Giants (W)	96
11/24/96	Derrick Witherspoon at Cardinals (L)	95
9/28/47	Steve Van Buren vs. Redskins (W)	95
11/4/01	Brian Mitchell at Cardinals (W)	94
12/24/94	Herschel Walker at Bengals (L)	94
11/6/66	Timmy Brown vs. Cowboys (W)	93
12/2/79	Billy Campfield vs. Lions (W)	92
11/6/66	Timmy Brown vs. Cowboys (W)	90
11/14/99	Allen Rossum vs. Redskins (W)	89
11/18/84	Andre Waters* vs. Redskins (W)	89
10/1/00	Brian Mitchell vs. Falcons (W)	89
<b>10/16/16</b>	<b>Wendell Smallwood* at Redskins (L)</b>	<b>86</b>
12/17/95	Derrick Witherspoon vs. Cardinals (W)	86
11/2/97	Willie Clark at Cardinals (L)	39

\* - denotes rookie

## BLOCKED PUNT RETURNS FOR TOUCHDOWNS

Date	Player/Opponent/Result	Yards
<b>12/6/15</b>	<b>Najee Goode at Patriots (W)</b>	<b>24</b>
<b>12/28/14</b>	<b>Trey Burton* at Giants (W)</b>	<b>27</b>
<b>10/5/14</b>	<b>Chris Maragos vs. Rams (W)</b>	<b>10</b>
9/28/14	Brad Smith at 49ers (L)	0
11/22/92	Ken Rose at Giants (W)	3
9/2/84	Rich Kraynak at Giants (L)	8
10/31/71	Bill Hobbs vs. Broncos (W)	0
12/20/70	Mike Dirks vs. Steelers (W)	0
11/12/67	Jim Nettles at Los Angeles Rams (L)	0
12/18/49	<u>Leo Skladany* at Los Angeles Rams (W)</u>	2
11/3/46	Augie Lio vs. Giants (W)	0

\* - denotes rookie

Underline - denotes playoff game

## MISSED FIELD GOAL RETURNS FOR TOUCHDOWNS

Date	Player/Opponent/Result	Yards
9/26/71	Al Nelson vs. Cowboys (L)	101
12/11/66	Al Nelson vs. Browns (W)	100
9/16/62	Timmy Brown vs. St. Louis Cardinals (L)	99

## BLOCKED FIELD GOAL RETURNS FOR TOUCHDOWNS

Date	Player/Opponent/Result	Yards
10/23/05	Matt Ware vs. Chargers (W)	65
11/20/88	Clyde Simmons at Giants (W)	15

# BEST PERFORMANCES VS. EAGLES



## SCORING

### Most Touchdowns Scored

- 5 James Stewart, Jaguars (10/12/97 at Jax.) [all rushing]
- 4 Joseph Addai, Colts (11/26/06 at Ind.); Larry Brown, Redskins (12/16/73 at Was.); Ron Johnson, Giants (10/2/72 at Phi.); MacArthur Lane, Cardinals (10/18/70 at Phi.); John David Crow, Cardinals (12/16/62 at StL); Jim Taylor, Packers (11/11/62 at Phi.); Jim Brown, Browns (11/19/61 at Cle.)

### Most Field Goals

- 5 (7 times) last by Josh Brown, Giants (10/27/13 at Phi., 5 att) and Al Del Greco, Titans (12/3/00 at Phi., 5 att)

### Longest Field Goal

- 62 Matt Bryant, Buccaneers (10/22/06 at TB)
- 56 Justin Tucker, Ravens (9/16/12 at Phi.)
- 56 Mason Crosby, Packers (9/12/10 at Phi.)
- 56 Morten Andersen, Saints (12/26/93 at Phi.)
- 55 (2 times) last by Martin Gramatica (12/23/07 at NO)

## RUSHING

### Most Rushing Attempts

- 43 Butch Woolfolk, Giants (11/20/83 at Phi.)

### Most Yards Rushing

- 237 Emmitt Smith, Cowboys (10/31/93 at Phi.) 30 att.
- 237 Jim Brown, Browns (11/19/61 at Cle.) 34 att.
- 235 Doug Martin, Buccaneers (11/22/15 vs. TB) 27 att.
- 223 Jim Brown, Browns (11/3/63 at Phi.) 28 att.
- 221 Gerald Riggs, Redskins (9/17/89 at Was.) 29 att.

### Most Touchdowns Rushing

- 5 James Stewart, Jaguars (10/12/97 at Jax.)
- 4 Joseph Addai, Colts (11/26/06 at Ind.); Jim Taylor, Packers (11/11/62 at Phi.); Jim Brown, Browns (11/19/61 at Cle.)

### Longest Run From Scrimmage

- 87t John Henry Johnson, Steelers (12/11/60 at Pit.)
- 85t Reggie Brooks, Redskins (9/19/93 at Phi.)
- 84t Herschel Walker, Cowboys (12/14/86 at Dal.)
- 84 Doug Martin, Buccaneers (11/22/15 vs. TB)

## PASSING

### Most Passes Attempted

- 63 Eli Manning, Giants (12/22/16 at Phi.)
- 58 Ryan Fitzpatrick, Jets (9/27/15 at NYJ)
- 56 Tom Brady, Patriots (12/6/15 at NE)
- 56 Fran Tarkenton, Vikings (12/3/78 at Min.)
- 54 (2 times) last by Tom Brady, Patriots (11/25/07 at NE)

### Most Passes Completed

- 38 Eli Manning, Giants (12/22/16 at Phi.)
- 37 Daunte Culpepper, Vikings (9/20/04 at Phi.)
- 36 Philip Rivers, Chargers (9/15/13 at Phi.)
- 35 Ryan Fitzpatrick, Jets (9/27/15 at NYJ)
- 34 (2 times) last by Tom Brady, Patriots (11/25/07 at NE)

### Most Yards Gained Passing

- 446 Jon Kitna, Lions (9/23/07 at Phi.)
- 429 Eli Manning, Giants (9/28/14 at NYG)
- 428 Joe Montana, 49ers (9/24/89 at Phi.)
- 427 Kirk Cousins, Redskins (9/21/14 at Phi.)
- 419 Philip Rivers, Chargers (9/15/13 at Phi.)

### Most Touchdown Passes

- 5 Matthew Stafford, Lions (11/26/15 at Det.); Jameis Winston, Buccaneers (11/22/15 vs. TB); Eli Manning, Giants (12/30/12 at NYG); Joe Montana, 49ers (9/24/89 at Phi.); Craig Morton, Cowboys (10/19/69 at Dal.); Don Meredith, Cowboys (10/9/66 at Dal.); Don Meredith, Cowboys (9/29/68 at Phi.); Sonny Jurgensen, Redskins (10/11/64 at Was.); Sammy Baugh, Redskins (9/28/47 at Phi.); Frank Filchock, Redskins (10/8/44 at Phi.)

### Longest Pass Play

- 96 Bill Kilmer to Walter Roberts, Saints (11/19/67 at Phi.)
- 93t Neil Lomax to Ernie Jones, Cardinals (12/10/88 at Pho.)
- 91t Jon Kitna to Roy Williams, Lions (9/23/07 at Phi.)
- 90t Seneca Wallace to Koren Robinson (11/2/08 at Sea.)
- 90t Virgil Carter to Speedy Thomas, Bengals (9/19/71 at Cin.)

## RECEIVING

### Most Passes Caught

- 13 Wes Welker, Patriots (11/25/07 at NE)
- 13 Terrell Owens, 49ers (11/25/02 at SF)
- 12 (7 times) last by Antonio Brown (9/25/16 vs. Pit.)

### Most Yards Gained Receiving

- 225 Kenny Britt, Titans (10/24/10 at Ten.) 7 rec.
- 213 Tony Hill, Cowboys (11/12/79 at Dal.) 7 rec.
- 212 Hugh Taylor, Redskins (9/28/47 at Phi.) 8 rec.
- 204 Roy Williams, Lions (9/23/07 at Phi.) 9 rec.
- 193 Jessie Hester, Raiders (11/30/86 at LA) 4 rec.

### Most Touchdown Passes Caught

- 3 (17 times) last by Calvin Johnson, Lions (11/26/15 at Det.)

## INTERCEPTIONS

### Most Interceptions

- 3 (14 times) last by Lofa Tatupu, Seahawks (12/2/07 at Phi.)

### Longest Interception Return

- 107t Ed Reed, Ravens (11/23/08 at Bal.)
- 100t Mike Gaechter, Cowboys (10/14/62 at Dal.)
- 99t Patrick Robinson, Saints (11/5/12 at NO)
- 98 Brandon McDonald (12/15/08 vs. Cle.)
- 97t Darren Sharper, Saints (9/20/09 at Phi.)

## MISCELLANEOUS

### Most Punts

- 14 Sammy Baugh, Redskins (11/5/39 at Was.)

### Longest Punt

- 85 Sammy Baugh, Redskins (12/1/40 at Was.)
- 80 Parker Hall, Cleveland Rams (12/3/39 at Phi.)

### Longest Kickoff Return

- 105t Trindon Holliday, Broncos (9/29/13 at Den.)
- 104t Buddy Young, Colts (11/15/53 at Phi.)
- 103t George Hoey, Cardinals (11/21/71 at StL)
- 102t Larry Jones, Redskins (11/24/74 at Was.)
- 101t Wallace Francis, Bills (10/7/73 at Buf.)
- 101t Amos March, Cowboys (10/14/62 at Dal.)

### Longest Punt Return

- 90t Adam Jones, Titans (11/19/06 at Phi.)
- 90t Jacquez Green, Redskins (9/16/02 at Was.)
- 88t Andre Coleman, Chargers (9/17/95 at Phi.)
- 88t George Grosvenor, Cardinals (11/8/36 at Chi.)
- 87t Ted Ginn Jr., Dolphins (11/18/07 at Phi.)
- 86t Johnny Roland, Cardinals (10/2/66 at Phi.)

### Longest Fumble Return

- 93t James Sanders, Cardinals (9/23/12 at Arz.)
- 74t Bull Karcis, Giants (10/16/38 at NYG)
- 69t DeMarcus Ware, Cowboys (10/8/06 at Phi.)
- 65t Willie Teal, Vikings (12/1/85 at Phi.)
- 64 Ray Edwards, Falcons (9/18/11 at Atl.)

### Longest Return With Intercepted Lateral

- 93t Dick Poillon, Redskins (11/21/48 at Phi.)

# SINGLE-SEASON TEAM RECORDS



## SCORING

### Most Points Scored

474 (2014, 16 games)  
442 (2013, 16 games)  
439 (2010, 16 games)  
429 (2009, 16 games)  
416 (2008, 16 games)

### Fewest Scored

51 (1936, 12 games)  
60 (1935, 11 games)  
77 (1933, 9 games)

### Most Allowed

444 (2012, 16 games)  
430 (2015, 16 games)  
409 (1967, 14 games)  
400 (2014, 16 games)  
393 (1973, 14 games)

### Fewest Allowed

85 (1934, 11 games)  
131 (1944, 10 games)  
133 (1945, 10 games)

## TOUCHDOWNS

### Most Scored

54 (2014, 16 games)  
53 (2013, 16 games)  
50 (1948, 12 games)  
49 (3x - 2010, 16 games)

### Fewest Scored

6 (1936, 12 games)

### Most Allowed

52 (2012, 16 games)  
52 (1967, 14 games)  
50 (2015, 16 games)  
48 (2014, 16 games)

### Fewest Allowed

10 (1934, 11 games)  
17 (1950, 12 games)  
17 (1949, 12 games)  
18 (1945, 10 games)

### Most by Rushing

25 (1949, 12 games)  
25 (1945, 10 games)  
23 (2003, 16 games)

### Most by Passing

34 (1990, 16 games)  
34 (1961, 14 games)  
33 (1954, 12 games)  
32 (2013, 16 games)  
32 (2004, 16 games)

## KICKING

### Most Field Goals Made

35 (2016, 16 games)  
33 (2008, 16 games)  
32 (2014, 16 games)  
32 (2010, 16 games)  
32 (2009, 16 games)

### Most PATs Made

54 (2014, 16 games)  
50 (1948, 12 games)  
48 (2006, 16 games)  
48 (1980, 16 games)  
47 (2x - 2010, 16 games)

## RUSHING

### Most Attempts

632 (1949, 12 games)  
587 (1978, 16 games)  
581 (1950, 12 games)

### Most Yards Gained

2,607 (1949, 12 games)  
2,566 (2013, 16 games)  
2,556 (1990, 16 games)  
2,509 (1981, 16 games)  
2,456 (1978, 16 games)

## PASSING

### Most Attempts

623 (2015, 16 games)  
621 (2014, 16 games)  
620 (2005, 16 games)  
618 (2012, 16 games)  
609 (2016, 16 games)

### Most Completions

405 (2015, 16 games)  
384 (2014, 16 games)  
380 (2016, 16 games)  
367 (2012, 16 games)  
362 (2008, 16 games)

### Most Yards Gained (Gross)

4,581 (2014, 16 games)  
4,406 (2013, 16 games)  
4,380 (2009, 16 games)  
4,341 (2015, 16 games)  
4,309 (2006, 16 games)

## TOTAL NET YARDS

### Most Gained

6,676 (2013, 16 games)  
6,386 (2011, 16 games)  
6,348 (2014, 16 games)  
6,230 (2010, 16 games)  
6,103 (2006, 16 games)

## FIRST DOWNS

### Most First Downs

356 (2014, 16 games)  
356 (2011, 16 games)  
355 (2013, 16 games)  
339 (2015, 16 games)  
333 (2016, 16 games)

### Most by Rushing

157 (1981, 16 games)  
143 (1978, 16 games)  
143 (1949, 12 games)  
142 (1950, 12 games)  
138 (1992, 16 games)

### Most by Passing

218 (2014, 16 games)  
204 (2008, 16 games)  
203 (1997, 16 games)  
197 (2013, 16 games)  
197 (2011, 16 games)

### Most by Penalty

41 (2003, 16 games)  
36 (2015, 16 games)  
34 (1988, 16 games)  
32 (1998, 16 games)  
31 (2012, 16 games)

## FUMBLES

### Most Opponents' Fumbles Recovered

27 (1987, 15 games)  
26 (1989, 16 games)  
25 (1971, 14 games)  
22 (1991, 16 games)  
22 (2002, 16 games)  
22 (1954, 12 games)

## INTERCEPTIONS

### Most Thrown

36 (1936, 12 games)  
34 (1933, 9 games)  
31 (1963, 14 games)  
31 (1962, 16 games)  
31 (1953, 12 games)

### Most Intercepted

33 (1944, 10 games)  
32 (1988, 16 games)  
31 (1950, 12 games)  
30 (1960, 12 games)  
30 (1989, 16 games)

## PENALTIES

### Most Penalties

138 (1994, 16 games)  
134 (2005, 16 games)  
129 (2010, 16 games)  
124 (2004, 16 games)  
120 (1990, 16 games)

### Most Yards Penalized

1,130 (2005, 16 games)  
1,107 (1994, 16 games)  
1,101 (2010, 16 games)  
995 (2014, 16 games)  
983 (2006, 16 games)

## QUARTERBACK SACKS

### Most Sacks Made

62 (1989, 16 games)  
60 (1984, 16 games)  
57 (1987, 15 games)  
56 (2002, 16 games)  
55 (1992, 16 games)  
55 (1991, 16 games)

### Most Sacks Allowed

104 (1986, 16 games)  
72 (1987, 15 games)  
64 (1997, 16 games)  
64 (1992, 16 games)  
60 (1984, 16 games)

### Fewest Sacks Allowed

22 (1981, 16 games)  
23 (2008, 16 games)  
23 (1970, 14 games)  
26 (1971, 14 games)  
26 (1968, 14 games)

### Best Season, win percentage

1949 Won 11, Lost 1 (.917)

### Best Season, win total

2004 13 wins, 3 losses

### Worst Season

1936 Won 1, Lost 11 (.083)

### Longest Winning Streak

9 (10/19/03 - 12/15/03)

9 (9/30/60 - 12/4/60)

### Longest Winning Streak at Home

13 (12/14/47 - 12/11/49)

### Longest Losing Streak at Home

10 (10/14/12 - 10/27/13)

### Longest Winning Streak on Road

9 (10/19/03 - 10/24/04)

9 (11/12/00 - 12/16/01)

### Longest Losing Streak on Road

12 (12/14/97 - 10/3/99)

12 (10/15/39 - 12/1/40)

### Longest Losing Streak

14 (9/20/36 - 9/21/37)

### Most Consecutive Wins - Start of Season

7 in 2004

### Most Consecutive Wins - End of Season

8 in 1949 (Reg. Season)

### Most Consecutive Losses - Start of Season

11 in 1968

### Most Consecutive Losses - End of Season

11 in 1936

### Total Shutouts by Eagles

36 last vs. NYG, 10/12/14

### Most Shutouts in a Season

4 in 1934 and 1948

### Most Consecutive Games Scored Points

120 (11/18/62 - 10/3/71)

### Most Consecutive Games Scored Touchdown

92 (10/2/77 - 10/16/83)

### Largest Comeback Victory

28-24 vs. Chicago Cardinals at

Metropolitan Stadium,

October 25, 1959 (came

back from 24-0 deficit in

3rd qtr.)

28-24 vs. Washington Redskins

at Griffith Stadium, Octo-

ber 27, 1946 (came back

from 24-0 deficit at half-

time)

### Largest Comeback vs. Eagles

28-23 vs. Minnesota Vikings at

Veterans Stadium, Decem-

ber 1, 1985 (came back

from 23-0 deficit in 4th

qtr.)



# SINGLE-GAME TEAM RECORDS



## SCORING

### Most Scored

- 64 vs. Cincinnati Reds, 11/6/34
- 59 at Washington Redskins, 11/15/10
- 56 vs. Detroit Lions, 9/23/07
- 56 at Chicago Cardinals, 10/25/53
- 56 vs. Los Angeles Rams, 10/7/50

### Most Allowed

- 62 at Giants, 11/26/72
- 56 at Cowboys, 10/9/66
- 56 at Giants, 10/15/33

### Most, Both Teams

- 87 Eagles 59, Redskins 28, [at Was.] 11/15/10
- 87 Eagles 45, Redskins 42, [at Phil.] 9/28/47
- 86 Eagles, 44, Bengals 42, [at Phil.] 11/30/97

### Fewest, Both Teams

- 0 Eagles 0, Brooklyn Dodgers 0, [at Phil.], 10/1/39

### Most, Both Teams — One Quarter

- 47 Eagles 20, Cardinals 27, [at StL], 12/13/64

### Most Scored in 1st Quarter

- 28 at Redskins, 11/15/2010
- 27 at Steelers, 12/12/1965
- 26 vs. Cincinnati Reds, 11/6/1934
- 24 at Falcons, 10/8/1967

### Most Allowed in 1st Quarter

- 28 at Broncos, 10/4/1998
- 28 at Cowboys, 10/19/1969
- 24 at Bills, 12/2/1990
- 21 [eight times] last at Broncos, 9/29/13

### Most Scored Both Teams in 1st Quarter

- 35 at Saints, 12/23/2007, [E-21, NO-14]
- 35 at Cowboys, 10/19/1969, [E-7, C-28]
- 28 [four times] last at Redskins, 11/15/2010 [E-28, R-0]

### Most Scored in 2nd Quarter

- 31 vs. Lions, 12/30/1995
- 28 vs. Panthers, 9/13/09
- 28 vs. Packers, 12/5/2004
- 28 at Cowboys, 11/15/2004
- 28 vs. Saints, 11/19/1967

### Most Allowed in 2nd Quarter

- 28 vs. Bears, 10/4/1987
- 28 vs. St. Louis Cardinals, 10/18/1970
- 28 vs. Packers, 11/11/1962
- 28 at Bears, 10/17/1943

### Most Total Both Teams in 2nd Quarter

- 47 at St. Louis Cardinals, 12/13/1964, [E-20, C-27]
- 42 at Cowboys, 11/15/2004, [E-28, D-14]
- 42 at Redskins, 11/27/1983, [E-21, W-21]
- 38 at St. Louis Cardinals, 12/16/1962, [E-21, C-17]

### Most Scored in 1st Half

- 45 at Redskins, 11/15/2010
- 42 vs. Lions, 9/23/2007
- 38 vs. Lions, 12/30/1995
- 35 [three times] last vs. Packers, 12/5/2004

### Most Allowed in 1st Half

- 42 at Cowboys, 10/19/1969
- 38 at Giants, 11/26/1972
- 35 [six times] last at Giants, 12/30/2012

### Most Scored Both Teams 1st Half

- 63 vs. Lions, 9/23/2007, [E-42, D-21]
- 59 at Redskins, 11/15/2010, [E-45, R-14]
- 59 at St. Louis Cardinals, 12/16/1962, [E-28, C-31]
- 57 at St. Louis Cardinals, 12/13/1964, [E-27, C-30]
- 54 at Cowboys, 9/15/2008, [E-30, D-24]

### Most Scored in 3rd Quarter

- 21 vs. Steelers, 9/25/16
- 21 at Raiders, 11/3/13
- 21 at Falcons, 9/18/11
- 21 vs. Redskins, 11/12/1990
- 21 vs. Patriots, 11/4/1973
- 21 at Redskins, 12/3/1967
- 21 vs. Chi. Cardinals [at Minneapolis], 10/25/1959
- 21 vs. NY Giants, 10/4/1959
- 21 vs. Redskins, 11/28/1954
- 21 vs. NY Bulldogs, 11/20/1949

### Most Allowed in 3rd Quarter

- 28 vs. Redskins, 10/1/1955
- 23 at Giants, 10/21/1951

### Most Scored Both Teams 3rd Quarter

- 42 vs. Redskins, 10/1/1955, [E-14, R-28]
- 35 at Redskins, 12/3/1967, [E-21, R-14]
- 34 at Redskins, 11/1/1942, [E-14, R-20]

### Most Scored in 4th Quarter

- 28 at NY Giants, 12/19/2010
- 28 vs. Lions, 12/8/2013
- 26 at Saints, 1/3/1993
- 24 vs. Baltimore Colts, 11/15/1953
- 23 at 49ers, 10/12/2008

### Most Allowed in 4th Quarter

- 28 vs. 49ers, 9/24/1989
- 28 vs. Vikings, 12/1/1985
- 28 vs. Chicago Cardinals, 12/7/1947
- 28 vs. Bears, 11/30/1941

### Most Scored Both Teams 4th Quarter

- 42 vs. Chicago Cardinals, 12/7/1947, [E-14, C-28]
- 38 vs. 49ers, 9/24/1989, [E-10, S-28]
- 37 at Arizona Cardinals, 11/24/1996, [E-17, A-20]
- 35 [four times] last at Giants, 12/19/2010 [E-28, G-7]

### Most Scored in 2nd Half

- 35 at NY Giants, 12/19/2010
- 35 at St. Louis Cardinals, 11/8/1981
- 34 vs. Jaguars, 9/7/2014
- 34 vs. Lions, 12/8/2013
- 32 [three times] last vs. Falcons, 10/1/2000

### Most Allowed in 2nd Half

- 49 vs. Bears, 11/30/1941
- 42 vs. Chicago Cardinals, 12/7/1947
- 34 at Oakland Raiders, 10/17/1971
- 31 [seven times] last at Broncos 9/29/13

# SINGLE-GAME TEAM RECORDS



## Most Scored Both Teams 2nd Half

- 56 vs. Chicago Cardinals, 12/7/1947, [E-14, C-42]
- 52 at Vikings, 12/15/2013, [E-21, V-31]
- 52 vs. Redskins, 10/1/1955, [E-21, R-31]
- 50 vs. Lions, 12/30/1995, [E-20, D-30]
- 49 vs. Bears, 11/30/1941, [E-0, B-49]
- 49 vs. Redskins, 9/28/47, [E-21, R-28]

## Most Decisive Victory

- 64 Eagles 64, Cincinnati Reds 0, 11/6/34
- 45 (three times) last vs. Boston Yanks [E-45, Y-0], 11/14/48

## Most Decisive Loss

- 56 Giants 56, Eagles 0, 10/15/33
- 52 Giants 62, Eagles 10, 11/26/72

## TOUCHDOWNS

### Most Scored

- 10 vs. Cincinnati Reds, 11/6/34
- 8 at Redskins, 11/15/10
- 8 vs. Lions, 9/23/07
- 8 at Cardinals, 10/25/53
- 8 vs. Rams, 10/7/50

### Most Allowed

- 8 (three times) last at Giants, 11/26/72

### Most Scored by Rushing

- 5 at Cowboys, 10/22/61
- 5 vs. Redskins, 10/23/49
- 5 at Redskins, 10/17/48
- 5 vs. Boston Yanks, 12/9/45

### Most Allowed by Rushing

- 6 Packers, 11/11/62

### Most by Passing

- 7 at Raiders, 11/3/13
- 7 at Redskins, 10/17/54

### Most Allowed by Passing

- 5 (12 times) last at Lions, 11/26/15

## KICKING

### Most Field Goals Made

- 6 at Oilers, 11/12/72
- 5 (five times) last vs. Titans, 11/23/14

### Most Field Goals Allowed

- 5 (seven times) last vs. Giants, 10/27/13

## TOTAL YARDS

### Most Yards Gained

- 592 at Redskins, 11/15/10 (332 passing, 260 rushing)
- 583 vs. 49ers, 9/18/05 (443 passing, 140 rushing)
- 582 at Browns, 11/7/65 (352 passing, 230 rushing)
- 575 vs. Redskins, 11/21/48 (199 passing, 376 rushing)
- 574 vs. Colts, 11/15/81 (339 passing, 235 rushing)

### Fewest Yards Gained

- 23 at Lions, 9/20/35
- 54 vs. Packers, 11/11/62

### Most Yards Allowed

- 652 at Cowboys, 10/9/66 (440 passing, 212 rushing)

### Fewest Yards Allowed

- 29 vs. Brooklyn Dodgers, 12/3/44

## FIRST DOWNS

### Most, Total

- 34 vs. Saints 10/11/15
- 34 vs. Colts, 11/15/81
- 33 vs. Vikings, 11/11/01
- 32 vs. Cardinals, 11/27/08; at Redskins, 9/17/89; at Chicago Cardinals, 10/25/53; and at Redskins, 12/2/51

### Most Allowed, Total

- 37 vs. Packers, 11/11/62

### Fewest Allowed, Total

- 1 at NY Bulldogs, 9/22/49; vs. Brooklyn Dodgers, 10/1/39; at Browns, 12/3/50
- 2 vs. Brooklyn Dodgers, 11/11/34

### Most by Rushing

- 25 at Redskins, 12/2/51

### Most Allowed by Rushing

- 21 vs. Packers, 11/11/62 and vs. Browns, 12/13/59

### Fewest Allowed by Rushing

- 0 (7 times) last vs. Cardinals, 11/27/08

### Most by Passing

- 24 at Redskins, 9/17/89
- 22 at Redskins, 12/20/14
- 22 at Chargers, 11/15/09
- 22 at Chiefs, 10/2/05

### Most Allowed by Passing

- 22 vs. Chargers, 9/15/13
- 22 at Cardinals, 12/13/64
- 21 (3 times) last vs. Rams, 10/5/14

### Fewest Allowed by Passing

- 0 (8 times) last at Browns, 12/3/50

### Most by Penalty

- 8 at Bears, 11/3/02
- 8 vs. Lions, 12/2/79

### Most Allowed by Penalty

- 6 (seven times) last at Cowboys, 11/8/15

## RUSHING

### Most Attempts

- 64 at Redskins, 12/2/51
- 64 at Baltimore Colts, 10/15/50
- 64 vs. Los Angeles Rams, 11/6/49
- 64 at Redskins, 11/28/43

### Most Attempts Allowed

- 67 at Lions, 9/20/35

### Most Yards Gained

- 376 vs. Redskins, 11/21/48

### Fewest Yards Gained

- 36 at Bears, 11/19/39
- 23 vs. Lions, 11/17/40

### Most Yards Allowed

- 370 at Lions, 9/20/35

### Fewest Yards Allowed

- 33 vs. Brooklyn Dodgers, 10/2/43
- 26 at Boston Yanks, 12/8/46
- 10 vs. Boston Yanks, 10/22/44
- 13 vs. Brooklyn Tigers, 12/3/44
- 14 vs. Redskins, 9/28/47

# SINGLE-GAME TEAM RECORDS



## PASSING

### Most Attempts

- 62 at Cardinals, 10/26/14
- 62 at Bears, 10/2/89
- 61 vs. Titans, 11/19/06
- 60 at Bengals, 12/4/16
- 60 at Redskins, 12/1/40

### Fewest Attempts

- 3 vs. Steelers, 12/1/46

### Most Attempts Allowed

- 63 vs. Giants, 12/22/16
- 63 at 49ers, 11/25/02
- 58 at Jets, 9/27/15
- 57 at Patriots, 12/6/15
- 56 at Vikings, 12/3/78

### Fewest Attempts Allowed

- 0 at Browns, 12/3/50
- 1 at NY Bulldogs, 9/22/49; at Cardinals, 11/8/36

### Most Completions

- 37 vs. Redskins, 12/26/15
- 37 at Redskins, 12/20/14
- 36 at Bengals, 12/4/16
- 36 at Falcons, 9/14/15
- 36 at Cardinals, 10/26/14

### Fewest Completions

- 0 at Redskins, 10/18/36

### Most Completions Allowed

- 38 vs. Giants, 12/22/16
- 37 vs. Vikings, 9/20/04
- 36 at 49ers, 11/25/02
- 35 at Jets, 9/27/15
- 34 (two times) last at Patriots, 11/25/07

### Fewest Completions Allowed

- 0 at Browns, 12/3/50
- 0 vs. NY Bulldogs, 9/22/49
- 0 at Chicago Cardinals, 11/8/36
- 0 vs. Brooklyn Dodgers, 11/29/36
- 0 vs. Cincinnati Reds, 11/6/34

### Most Yards Gained (gross)

- 486 vs. Giants, 11/8/53
- 464 vs. Packers, 12/5/04

### Fewest Yards Gained (gross)

- 0 at Boston Redskins, 10/18/36

### Most Yards Allowed (gross)

- 447 at Cowboys, 10/9/66
- 446 vs. Lions, 9/23/07

### Fewest Yards Allowed (gross)

- 0 at Browns, 12/3/50, at NY Bulldogs, 9/22/49, at Cardinals, 11/8/36, and vs. Cincinnati Reds, 11/6/34

## PENALTIES

### Most Penalties

- 19 vs. Oilers, 10/2/88
- 16 at Seahawks, 12/13/92
- 16 at Giants, 12/3/89

### Fewest Penalties

- 0 many times; last vs. Cowboys, 12/28/08

### Most Penalties by Opponent

- 22 vs. Bears, 11/26/44

### Fewest Penalties by Opponent

- 0 many times; last at Jets, 10/14/07

### Most Yards Penalized

- 191 at Seahawks, 12/13/92
- 171 vs. Saints, 11/23/03

### Fewest Yards Penalized

- 0 many times; last vs. Cowboys, 12/28/08

### Most Yards Opponent Penalized

- 170 vs. Bears, 11/26/44

### Fewest Yards Opponent Penalized

- 0 many times; last at Jets, 10/14/07

### Most Penalties, Both Teams

- 31 Eagles 19, Houston Oilers 12 (at Phil.), 10/2/88
- 28 Eagles 13, St. Louis Rams 15 (at StL), 12/18/05

### Fewest Penalties, Both Teams

- 1 Eagles 1, Brooklyn Dodgers 0 (at Phil.), 10/1/39
- 1 Eagles 1, Chicago Cardinals 0 (at Chi.), 11/10/35
- 1 Eagles 1, Brooklyn Dodgers 0 (at Phil.), 11/11/34

### Most Yards Penalized, Both Teams

- 272 Eagles 171, Saints 101 (at Phil.), 11/23/03
- 262 Eagles 157, Chicago Cardinals 105 (at Chi.), 11/30/52

### Fewest Yards Penalized, Both Teams

- 5 Eagles 5, Pittsburgh Steelers 0 (at Phil.), 10/24/65
- 5 Eagles 5, Brooklyn Dodgers 0 (at Phil.), 10/1/39
- 5 Eagles 5, Chicago Cardinals 0 (at Chi.), 11/10/35
- 5 Eagles 5, Brooklyn Dodgers 0 (at Phil.), 11/11/34

## FUMBLES

### Most Committed

- 10 vs. Giants, 10/9/43

### Most Lost

- 6 at Redskins, 11/6/55
- 6 at Boston Yanks, 12/8/46
- 6 vs. Steelers, 10/7/34

### Most Committed by Opponent

- 8 Packers (at Phil.), 12/1/74
- 7 (six times) last by Giants (at NY), 12/28/02

### Most Fumbles Lost by Opponent

- 6 Giants (at NY), 11/17/68
- 6 NY Bulldogs (at Phil.), 11/20/49
- 5 (six times) last by Oilers (at Hou.), 12/2/91

## INTERCEPTIONS

### Most Thrown

- 7 vs. Cowboys, 9/26/71
- 7 at Boston Redskins, 11/3/35
- 6 (six times) last vs. Cardinals, 10/21/56

### Most Intercepted

- 9 at Steelers, 12/12/65
- 8 at Cardinals, 9/24/50
- 7 at Redskins, 12/21/75

## TOTAL TURNOVERS

### Most Committed

- 9 at Bears, 10/12/47

### Most Forced by Defense

- 12 at Steelers, 12/12/65 (9 INTs, 3 fumble rec.)
- 12 at Cardinals, 9/24/50 (8 INTs, 4 fumble rec.)

# SINGLE-GAME TEAM RECORDS



## PUNTS

---

### Most Punts

15 at Giants, 12/6/87  
12 vs. Giants, 12/12/54. at Packers, 11/2/52. vs. Redskins,  
10/4/42

### Fewest Punts

0 (four times) last vs. Colts, 11/15/81

## PUNT RETURNS

---

### Most Punt Returns

12 at Browns, 12/3/50

### Most Punt Returns by Opponent

9 (five times) last at Cardinals, 12/24/05

### Most Yards Punt Returns

148 at Boston Yanks, 12/8/46

### Most Yards Punt Returns Allowed

147 vs. Cardinals, 10/2/66

## KICKOFF RETURNS

---

### Most Kickoff Returns

9 at Giants, 11/26/72

9 at Giants, 11/10/46

### Most Kickoff Returns Allowed

9 (six times) last vs. Cardinals, 11/27/08

### Most Yards Kickoff Returns

261 vs. Cowboys, 11/6/66

253 at Cardinals, 11/24/96

235 vs. Cardinals, 9/19/65

### Most Yards Kickoff Returns by Opponent

256 at Browns, 11/7/65

## SACKS

---

### Most Sacks Recorded

11 at Cowboys, 9/15/91

10 vs. Lions, 9/23/07

9 vs. Panthers, 11/10/14

9 at Dolphins, 12/11/11

9 vs. Steelers, 9/21/08

9 at Falcons, 12/16/84

### Most Sacks Allowed

12 at Giants, 9/30/07

11 vs. Bears, 10/4/87

11 at Raiders, 11/30/86

11 vs. Lions, 11/16/86

11 at Cardinals, 12/18/83

# ALL-TIME TEAM HIGHS AND LOWS



## EAGLES HIGHS

64	vs. Cin.	11/6/34
10	vs. Cin.	11/6/34
5	{4x} last at Dal.	10/22/61
7	{2x} last at Oak.	11/3/13
7	{2x} last at Hou.	11/12/72
6	at Hou.	11/12/72
34	{2x } last vs. NO	10/11/15
25	at Was.	12/2/51
24	at Was.	9/17/89
592	at Was.	11/15/10
64	{3x} last at Was.	12/2/51
376	vs. Was.	11/21/48
460	vs. NYG	11/8/53
12	at NYG	9/30/07
486	vs. NYG	11/8/53
62	{2x} last at Ari.	10/26/14
37	last vs. Was.	12/26/15
7	{2x} last vs. Dal.	9/26/71
9	at Chi.	10/12/47
10	vs. NYG	10/9/43
6	{3x} last at Was.	11/6/55
15	at NYG	12/6/87
60.0	{2x} last at Min.	10/28/62
19	vs. Hou.	10/2/88
191	at Sea.	12/13/92

## CATEGORY

POINTS  
TOUCHDOWNS  
RUSHING TDS  
PASSING TDS  
FIELD GOALS ATTEMPTED  
FIELD GOALS MADE  
TOTAL FIRST DOWNS  
RUSHING FIRST DOWNS  
PASSING FIRST DOWNS  
TOTAL NET YARDS  
RUSHING ATTEMPTS  
NET YARDS RUSHING  
NET YARDS PASSING  
QB SACKS ALLOWED  
GROSS YARDS PASSING  
PASS ATTEMPTS  
PASS COMPLETIONS  
INTERCEPTIONS THROWN  
TOTAL TURNOVERS  
FUMBLES BY  
FUMBLES LOST  
PUNTS  
PUNTING AVERAGE  
PENALTIES  
YARDS PENALIZED

## EAGLES LOWS

0	last at Dal.	1/3/10
0	last vs. Dal.	10/20/13
0	last vs. Was.	12/11/16
0	last at Bal.	12/18/16
0	last at Sea.	11/20/16
0	last at Cin.	12/4/16
2	{5x} last vs. Was.	10/24/37
0	{7x} last at Dal.	10/9/05
0	{2x} last vs. NYG	10/5/57
23	at Det.	9/20/35
9	{4x} last at Dal.	10/9/05
-36	at Chi.	11/19/39
-13	vs. NYG	12/11/77
0	last vs. NYG	12/22/16
0	at Boston Redskins	10/18/36
3	vs. Pit.	12/1/46
0	at Bos.	10/18/36
0	last vs. Dal.	1/1/17
0	last vs. Dal.	1/1/17
0	last vs. Dal.	1/1/17
0	last vs. Dal.	1/1/17
0	last vs. Bal.	11/15/81
0.0	last vs. Bal.	11/15/81
0	{16x} last vs. Dal.	12/28/08
0	{16x} last vs. Dal.	12/28/08

## OPPONENTS HIGHS

62	at NYG	11/26/72
8	{3x} last at NYG	11/26/72
6	vs. GB	11/11/62
5	{12x} last last at Det.	11/26/15
7	at NO	11/30/69
5	{7x} last vs. NYG	10/27/13
37	vs. GB	11/11/62
21	{2x} last vs. GB	11/11/62
22	at StL	12/13/64
652	at Dal.	10/9/66
67	at Det.	9/20/35
370	at Det.	9/20/35
440	at Dal.	10/9/66
11	at Dal.	9/15/91
447	at Dal.	10/9/66
63	at SF	11/25/02
37	vs. Min.	9/20/04
9	at Pit.	12/12/65
12	{2x} last at Pit.	12/12/65
8	vs. GB	12/1/74
6	{2x} last at NYG	11/17/68
15	at Was.	11/5/39
69.0	at Was.	12/27/03
22	vs. Chi.	11/26/44
170	vs. Chi.	11/26/44

## CATEGORY

POINTS  
TOUCHDOWNS  
RUSHING TDS  
PASSING TDS  
FIELD GOALS ATTEMPTED  
FIELD GOALS MADE  
TOTAL FIRST DOWNS  
RUSHING FIRST DOWNS  
PASSING FIRST DOWNS  
TOTAL NET YARDS  
RUSHING ATTEMPTS  
NET YARDS RUSHING  
NET YARDS PASSING  
QB SACKS ALLOWED  
GROSS YARDS PASSING  
PASS ATTEMPTS  
PASS COMPLETIONS  
INTERCEPTIONS THROWN  
TOTAL TURNOVERS  
FUMBLES BY  
FUMBLES LOST  
PUNTS  
PUNTING AVERAGE  
PENALTIES  
YARDS PENALIZED

## OPPONENTS LOWS

0	last vs. NYG	10/12/14
0	last vs. Pit.	9/25/16
0	last vs. Dal.	1/1/17
0	last vs. Pit.	9/25/16
0	last at NYG	11/6/16
0	last vs. Was.	12/11/16
1	{3x} last at Cle.	12/3/50
0	{6x} last vs. Ari.	11/27/08
0	{8x} last at Cle.	12/3/50
29	vs. Brooklyn	12/3/44
10	{2x} last vs. Ari.	11/27/08
-33	vs. Brooklyn	10/2/43
	NA	
0	last vs. NYG	12/22/16
0	{4x} last at Cle.	12/3/50
0	at Cle.	12/3/50
0	{5x} last at Cle.	12/3/50
0	last at Cin.	12/4/16
0	last vs. GB	11/28/16
0	last vs. Was.	12/11/16
0	last vs. Dal.	1/1/17
0	last at Pit.	11/7/04
	NA	
0	{11x} last at NYJ	10/14/07
0	{11x} last at NYJ	10/14/07

# ALL-TIME RESULTS



## RECORDS VS. OTHER NFL TEAMS

Opponent	W	L	T
Arizona Cardinals (a)	55	59	5
Atlanta Falcons	18	14	1
Baltimore Ravens	2	2	1
Boston Yanks	7	2	0
Brooklyn Dodgers	6	15	1
Buffalo Bills	7	6	0
Carolina Panthers	6	4	0
Chicago Bears	13	30	1
Cincinnati Bengals	3	9	1
Cincinnati Reds	3	0	0
Cleveland Browns	17	31	1
Dallas Cowboys	51	65	0
Dallas Texans	1	0	0
Denver Broncos	7	5	0
Detroit Lions (b)	17	15	2
Green Bay Packers	16	28	0
Houston Texans	4	0	0
Indianapolis Colts (c)	9	10	0
Jacksonville Jaguars	2	3	0
Kansas City Chiefs	4	3	0
Los Angeles Chargers (d)	4	7	0
Los Angeles Rams (e)	20	19	1
Miami Dolphins	6	8	0
Minnesota Vikings	13	13	0
New England Patriots	7	6	0
New Orleans Saints	17	13	0
New York Bulldogs	2	0	0
New York Giants	82	86	2
New York Jets	10	0	0
Oakland Raiders (f)	6	6	0
Pittsburgh Steelers	48	28	3
San Francisco 49ers	12	19	1
Seattle Seahawks	7	8	0
Tampa Bay Buccaneers	10	8	0
Tennessee Titans (g)	7	4	0
Washington Redskins (h)	74	86	6

**Note:** Records include postseason games

**Note:** Records include games from the 1943 season when Philadelphia and Pittsburgh merged to play as the Steagles

(a) - Franchise in Chicago prior to 1960 and in St. Louis from 1960-1987; changed their name from Phoenix to Arizona in 1994

(b) - Franchise in Portsmouth prior to 1934 and known as the Spartans

(c) - Franchise in Baltimore prior to 1984

(d) - Franchise in San Diego prior to 2017

(e) - Franchise in Cleveland prior to 1946, in Los Angeles prior to 1995 and in St. Louis prior to 2016

(f) - Franchise in Los Angeles from 1982 to 1994

(g) - Franchise in Houston prior to 1997 and known as the Oilers prior to 1999

(h) - Franchise in Boston prior to 1937

## ALL-TIME RECORD

**Regular Season:** 555-591-26      **Playoffs:** 19-21      **Overall:** 574-612-26

\* includes 1943 record when Eagles and Steelers combined as the "Steagles"

## HOME RECORD BY STADIUM

Venue	Record	Playoffs
Baker Bowl (1933-35)	3-11-1	0-0
Temple Stadium (1934-35)	1-1-0	0-0
Point Stadium (Johnstown, PA - 1936)	0-1-0	0-0
Laidley Field (Charleston, WV - 1938)	1-0-0	0-0
War Memorial Stadium (Charleston, WV - 1942)	0-1-0	0-0
Forbes Field (Pittsburgh, PA - 1943)	2-0-0	0-0
Municipal Stadium (1936-39, 1941, 1947, 1950, 1954)	5-14-2	0-0
Shibe Park/Connie Mack Stadium (1940-57)	57-35-6	1-0
Franklin Field (1958-70)	41-45-2	1-0
Veterans Stadium (1971-2002)	144-111-2	7-4
Lincoln Financial Field (2003-pres.)	68-51-0	4-2
<b>TOTALS</b>	<b>322-270-13</b>	<b>13-6</b>

\* Record includes playoff games

## RECORD AT CURRENT NFL STADIUMS

Venue	Record	Playoffs
University of Phoenix Stadium, Arizona	0-3	0-1
Georgia Dome, Atlanta	3-6	0-0
M&T Bank Stadium, Baltimore	0-2	0-0
New Era Field, Buffalo	3-4	0-0
Bank of America Stadium, Carolina	2-2	0-0
Soldier Field, Chicago	5-8	1-1
Paul Brown Stadium, Cincinnati	0-1-1	0-0
Cleveland Browns Stadium, Cleveland	3-0	0-0
AT&T Stadium, Dallas	5-4	0-1
Sports Authority Field at Mile High, Denver	0-2	0-0
Ford Field, Detroit	2-2	0-0
Lambeau Field, Green Bay	5-9	0-0
NRG Stadium, Houston	2-0	0-0
Lucas Oil Stadium, Indianapolis	1-0	0-0
EverBank Field, Jacksonville	1-3	^0-1
Arrowhead Stadium, Kansas City	3-1	0-0
StubHub Center, Los Angeles Chargers	0-0	0-0
Los Angeles Memorial Coliseum, Los Angeles Rams	1-5	0-0
Hard Rock Stadium, Miami	2-2	0-0
U.S. Bank Stadium, Minnesota	0-0	0-0
Gillette Stadium, New England	1-1	0-0
Mercedes-Benz Superdome, New Orleans	8-6	^1-2
MetLife Stadium, NY Giants and NY Jets	6-2	0-0
O.Co Coliseum, Oakland	1-3	0-0
Heinz Field, Pittsburgh	0-2	0-0
Levi's Stadium, San Francisco	0-1	0-0
CenturyLink Field, Seattle	2-2	0-0
LP Field, Tennessee	0-2	0-0
Raymond James Stadium, Tampa Bay	3-1	0-0
FedEx Field, Washington	11-9	0-0

\* Record includes playoff games

^ Record includes Super Bowl appearances at stadium

# ALL-TIME RESULTS



## OVERTIME RESULTS

Date	Opponent	Result
Sept. 27, 1976 (MNF)	Washington	L, 17-20
Sept. 12, 1982	Washington	L, 34-37
Dec. 11, 1983	New Orleans	L, 17-20
Nov. 4, 1984	at Detroit	T, 23-23
Sept. 29, 1985	NY Giants	L, 10-16
Nov. 10, 1985	Atlanta	W, 23-17
Sept. 14, 1986	at Chicago	L, 10-13
Nov. 30, 1986	at LA Raiders	W, 33-27
Dec. 7, 1986	StL Cardinals	T, 10-10
Oct. 18, 1987	at Green Bay	L, 10-16
Nov. 29, 1987	at New England	W, 34-31
Dec. 6, 1987	at NY Giants	L, 20-23
Nov. 20, 1988	at NY Giants	W, 23-17
Dec. 9, 1990	at Miami	L, 20-23
Dec. 13, 1992	at Seattle	W, 20-17
Jan. 3, 1994 (MNF)	at San Francisco	W, 37-34
Oct. 8, 1995	Washington	W, 37-34
Oct. 19, 1997	Arizona	W, 13-10
Nov. 16, 1997	at Baltimore	T, 10-10
Dec. 13, 1998	Arizona	L, 17-20
Oct. 31, 1999	NY Giants	L, 17-23
Nov. 28, 1999	at Washington	L, 17-20
Nov. 5, 2000	Dallas	W, 16-13
Nov. 12, 2000	at Pittsburgh	W, 26-23
Sept. 9, 2001	StL Rams	L, 17-20
Dec. 28, 2002	at NY Giants	L, 7-10
Dec. 21, 2003	San Francisco	L, 28-31
Jan. 11, 2004 (NFCD)	Green Bay	W, 20-17
Oct. 24, 2004	at Cleveland	W, 34-31
Dec. 11, 2005	NY Giants	L, 23-26
Sept. 17, 2006	NY Giants	L, 24-30
Nov. 16, 2008	at Cincinnati	T, 13-13
Oct. 14, 2012	vs. Detroit	L, 23-26
Nov. 8, 2015	at Dallas	W, 33-27
Oct. 30, 2016	at Dallas	L, 23-29

**OVERTIME RECORD: 13-18-4**

(MNF) - Monday Night Football  
(NFCD) - NFC Divisional Playoff game

## THANKSGIVING DAY GAMES

Date	Opponent	Result
Nov. 23, 1939	Pittsburgh	W, 17-14
Nov. 28, 1940	Pittsburgh	W, 7-0
Nov. 28, 1968	at Detroit	W, 12-0
Nov. 23, 1989	at Dallas	W, 27-0
Nov. 27, 2008	Arizona	W, 48-20
Nov. 27, 2014	at Dallas	W, 33-10
Nov. 26, 2015	at Detroit	L, 14-45

## RECORD BY HEAD COACH

Head Coach	Record	Playoffs
Lud Wray (1933-35)	9-21-1	0-0
Bert Bell (1936-40)	10-44-2	0-0
Greasy Neale (1941-50)	66-44-5	3-1
Walt Kiesling (a) (1943)	---	---
Bo McMillin (b) (1951)	2-0-0	0-0
Wayne Millner (c) (1951)	2-8-0	0-0
Jim Trimble (1952-55)	25-20-3	0-0
Hugh Devore (1956-57)	7-16-1	0-0
Buck Shaw (1958-60)	20-16-1	1-0
Nick Skorich (d) (1961-63)	15-24-3	0-0
Joe Kuharich (d) (1964-68)	28-41-1	0-0
Jerry Williams (1969-71)	7-22-2	0-0
Ed Khayat (e) (1971-72)	8-15-2	0-0
Mike McCormack (1973-75)	16-25-1	0-0
Dick Vermeil (1976-82)	57-51-0	3-4
Marion Campbell (1983-85)	17-29-1	0-0
Fred Bruney (f) (1985)	1-0-0	0-0
Buddy Ryan (1986-90)	43-38-1	0-3
Rich Kotite (1991-94)	37-29-0	1-1
Ray Rhodes (1995-98)	30-36-1	1-2
Andy Reid (1999-2012)	140-102-1	10-9
Chip Kelly (2013-15)	26-22-0	0-1
Pat Shurmur (g) (2015)	1-0	0-0
Doug Pederson (2016-present)	7-9	0-0

\* Record includes playoff games

(a) Neale and Kiesling co-coached the Steagles in 1943 and their 5-4-1 record is reflected in Neale's totals

(b) retired due to illness after second game in 1951

(c) succeeded McMillin for last 10 games in 1951

(d) record includes one loss in Playoff Bowl

(e) succeeded Williams after first three games in 1971

(f) succeeded Campbell for last game in 1985

(g) succeeded Kelly for last game in 2015

## RECORD BY OWNERSHIP

Head Coach	Record	Playoffs
Bert Bell/Lud Wray (1933-40)	19-65-3	0-0
Alexis Thompson (1941-48)	48-37-5	2-1
James P. Clark (1949-63)	89-91-8	2-0
Jerry Wolman (1964-68)	28-41-1	0-0
Leonard Tose (1969-84)	99-133-6	3-4
Norman Braman (1985-94)	87-76-1	1-4
Jeffrey Lurie (1995-present)	204-169-2	11-12

\* Record includes playoff games

## INTERNATIONAL GAMES

Aug. 5, 1978	vs. New Orleans	L, 7-14	Mexico City (Estadio Olimpico)
Aug. 6, 1989	vs. Cleveland	W, 17-13	London, England (Wembley Stadium)
Jul. 28, 1991	vs. Buffalo	L, 13-17	London, England (Wembley Stadium)
Aug. 1, 1993	vs. New Orleans	L, 28-16	Tokyo, Japan (Tokyo Dome)

# PRIMETIME GAMES



Date	Opponent	Result	Network	Date	Opponent	Result	Network
Mon., Nov. 23, 1970	NY Giants	W, 23-20	ABC	Mon., Nov. 14, 2005	Dallas	L, 20-21	ABC
Mon., Oct. 2, 1972	NY Giants	L, 12-27	ABC	Mon., Dec. 5, 2005	Seattle	L, 0-42	ABC
Mon., Sept. 23, 1974	Dallas	W, 13-10	ABC	Mon., Oct. 2, 2006	Green Bay	W, 31-9	ESPN
Mon., Nov. 3, 1975	LA Rams	L, 3-42	ABC	Sun., Nov. 26, 2006	at Indianapolis	L, 21-45	NBC
Mon., Sept. 27, 1976	Washington	L, 17-20 (OT)	ABC	Mon., Dec. 4, 2006	Carolina	W, 27-24	ESPN
Mon., Sept 10, 1979	Atlanta	L, 10-14	ABC	Sat., Jan. 13, 2007	at N. Orleans (NFC)	L, 24-27	FOX
Mon., Nov. 12, 1979	at Dallas	W, 31-21	ABC	Mon., Sept. 17, 2007	Washington	L, 12-20	ESPN
Mon., Sept. 22, 1980	NY Giants	W, 35-3	ABC	Sun., Sept. 30, 2007	at NY Giants	L, 3-16	NBC
Thurs., Sept 17, 1981	at Buffalo	W, 20-14	ABC	Sun., Nov. 4, 2007	Dallas	L, 17-38	NBC
Mon., Oct. 5, 1981	Atlanta	W, 16-13	ABC	Sun., Nov. 25, 2007	at New England	L, 31-28	NBC
Mon., Nov 30, 1981	at Miami	L, 10-13	ABC	Mon., Sept. 15, 2008	at Dallas	L, 37-41	ESPN
Mon., Oct. 10, 1988	NY Giants	W, 24-13	ABC	Sun., Sept. 28, 2008	at Chicago	L, 20-24	NBC
Mon., Oct 2, 1989	at Chicago	L, 13-27	ABC	Sun., Nov. 9, 2008	NY Giants	L, 31-36	NBC
Mon., Dec. 18, 1989	at New Orleans	L, 20-30	ABC	Thurs., Nov. 27, 2008	Arizona	W, 48-20	NFLN
Sun., Sept. 9, 1990	at NY Giants	L, 20-27	TNT	Mon., Dec. 15, 2008	Cleveland	W, 30-10	ESPN
Mon., Oct. 15, 1990	Minnesota	W, 32-24	ABC	Mon., Oct. 26, 2009	at Washington	W, 27-17	ESPN
Mon., Nov. 12, 1990	Washington	W, 28-14	ABC	Sun., Nov. 8, 2009	Dallas	L, 16-20	NBC
Sun., Dec. 9, 1990	at Miami	L, 20-23	ESPN	Sun., Nov. 22, 2009	at Chicago	W, 24-20	NBC
Mon., Sept. 30, 1991	at Washington	L, 0-23	ABC	Sun., Dec. 13, 2009	at NY Giants	W, 45-38	NBC
Mon., Nov. 4, 1991	NY Giants	W, 30-7	ABC	Sat., Jan. 9, 2010	at Dallas (NFCW)	L, 14-34	NBC
Mon., Dec. 2, 1991	at Houston Oilers	W, 13-6	ABC	Sun., Oct. 10, 2010	at San Francisco	W, 27-24	NBC
Sun., Sept. 13, 1992	at Phoenix	W, 31-14	TNT	Mon., Nov. 15, 2010	at Washington	W, 59-28	ESPN
Mon., Oct. 5, 1992	Dallas	W, 31-7	ABC	Sun., Nov. 21, 2010	NY Giants	W, 27-17	NBC
Mon., Dec. 6, 1993	at Dallas	L, 17-23	ABC	Thurs., Dec. 2, 2010	Houston	W, 34-24	NFLN
Sun., Dec. 19, 1993	at Indianapolis	W, 20-10	ESPN	Sun., Dec. 12, 2010	at Dallas	W, 30-27	NBC
Mon., Jan. 3, 1994	at San Fran.	W, 37-34 (OT)	ABC	Tues., Dec. 28, 2010	Minnesota	L, 14-24	NBC
Mon., Sept. 12, 1994	Chicago	W, 30-22	ABC	Sun., Sep. 18, 2011	at Atlanta	L, 31-35	NBC
Sun., Oct. 9, 1994	Washington	W, 21-17	TNT	Sun., Oct. 30, 2011	Dallas	W, 34-7	NBC
Mon., Oct. 24, 1994	Houston Oilers	W, 21-6	ABC	Mon., Nov. 7, 2011	Chicago	L, 24-30	ESPN
Sun., Sept. 10, 1995	at Arizona	W, 31-19	TNT	Sun., Nov. 20, 2011	at NY Giants	W, 17-10	NBC
Mon., Nov. 6, 1995	at Dallas	L, 12-34	ABC	Thu., Dec. 1, 2011	at Seattle	L, 14-31	NFLN
Sun., Nov. 12, 1995	Denver	W, 31-13	ESPN	Sun., Sep. 30, 2012	NY Giants	W, 19-17	NBC
Mon., Sept. 9, 1996	at Green Bay	L, 13-39	ABC	Mon., Nov. 5, 2012	at New Orleans	L, 13-28	ESPN
Sun., Sept. 22, 1996	at Atlanta	W, 33-18	TNT	Mon., Nov. 26, 2012	Carolina	L, 22-30	ESPN
Mon., Sept. 30, 1996	Dallas	L, 19-23	ABC	Sun., Dec. 2, 2012	at Dallas	L, 33-38	NBC
Thurs., Dec. 5, 1996	at Indianapolis	L, 10-37	ESPN	Thu., Dec. 13, 2012	vs. Cincinnati	L, 13-34	NFLN
Mon., Sept. 15, 1997	at Dallas	L, 20-21	ABC	Mon., Sep. 9, 2013	at Washington	W, 33-27	ESPN
Sun., Sept. 28, 1997	at Min	L, 19-28	TNT	Thu., Sep. 19, 2013	Kansas City	L, 16-26	NFLN
Mon., Nov. 10, 1997	San Francisco	L, 12-24	ABC	Sun., Dec. 22, 2013	Chicago	W, 54-11	NBC
Sun., Sept. 20, 1998	at Arizona	L, 3-17	ESPN	Sun., Dec. 29, 2013	at Dallas	W, 24-22	NBC
Mon., Nov. 2, 1998	Dallas	L, 0-34	ABC	Sat., Jan. 4, 2014	New Orleans (NFCW)	L, 24-26	NBC
Thurs., Dec. 3, 1998	St. Louis Rams	W, 17-14	ESPN	Mon., Sep. 15, 2014	at Indianapolis	W, 30-27	ESPN
Sun., Oct. 1, 2000	Atlanta	W, 38-10	ESPN	Sun., Oct. 12, 2014	NY Giants	W, 27-0	NBC
Sun., Sept. 30, 2001	Dallas	W, 40-18	ESPN	Mon., Nov. 10, 2014	Carolina	W, 45-21	ESPN
Mon., Oct. 22, 2001	at NY Giants	W, 10-9	ABC	Sun., Dec. 14, 2014	Dallas	L, 27-38	NBC
Thurs., Nov. 29, 2001	at Kansas City	W, 23-10	ESPN	Mon., Sep. 14, 2015	at Atlanta	L, 24-26	ESPN
Sun., Jan. 6, 2002	at Tampa Bay	W, 17-13	ESPN	Mon., Oct. 19, 2015	NY Giants	W, 27-7	ESPN
Mon., Sept. 16, 2002	at Washington	W, 37-7	ABC	Sun., Oct. 25, 2015	at Carolina	L, 16-27	NBC
Mon., Oct. 28, 2002	NY Giants	W, 17-3	ABC	Sun., Nov. 8, 2015	at Dallas	W, 33-27 (OT)	NBC
Mon., Nov. 25, 2002	at San Francisco	W, 38-17	ABC	Sun., Dec. 20, 2015	Arizona	L, 17-40	NBC
Sat., Dec. 21, 2002	at Dallas	W, 27-3	ESPN	Sat., Dec. 26, 2015	Washington	L, 24-38	NFLN
Sat., Jan. 11, 2003	Atlanta (NFC)	W, 20-6	FOX	Mon., Sep. 19, 2016	at Chicago	W, 29-14	ESPN
Mon., Sept. 8, 2003	Tampa Bay	L, 0-17	ABC	Sun., Oct. 30, 2016	at Dallas	L, 23-29 (OT)	NBC
Mon., Nov. 10, 2003	at Green Bay	W, 17-14	ABC	Mon., Nov. 28, 2016	Green Bay	L, 13-27	ESPN
Mon., Dec. 15, 2003	at Miami	W, 34-27	ABC	Thu., Dec. 22, 2016	NY Giants	W, 24-19	NBC/NFLN
Sat., Dec. 27, 2003	at Washington	W, 31-7	ESPN				
Mon., Sept. 20, 2004	Minnesota	W, 27-16	ABC				
Mon., Nov. 15, 2004	at Dallas	W, 49-21	ABC				
Sun., Dec. 12, 2004	at Washington	W, 17-14	ESPN				
Mon., Dec. 27, 2004	at St. Louis	L, 7-20	ABC				
Mon., Sept. 12, 2005	at Atlanta	L, 10-14	ABC				
Sun., Nov. 6, 2005	at Washington	L, 10-17	ESPN				

### Regular Season: 62-51 , Playoffs: 1-3

(NFC) - NFC Divisional Playoff game

(NFCW) - NFC Wild Card Playoff game

**Record By Network:** ABC 23-20, ESPN 20-11, TNT 4-2, FOX 1-1, NBC 13-16, NFL Network 3-4



# YEAR-BY-YEAR RESULTS



## 2016

Record: 7-9

Head Coach: Doug Pederson

Date	W/L	Score	Opponent	Att.
S-11	W	29-10	Cleveland	69,596
S-19	W	29-14	at Chicago	62,268
S-25	W	34-3	Pittsburgh	69,596
O-9	L	23-24	at Detroit	58,047
O-16	L	20-27	at Washington	78,934
O-23	W	21-10	Minnesota	69,596
O-30	L	23-29	at Dallas (OT)	93,103
N-6	L	23-28	at New York Giants	80,309
N-13	W	24-15	Atlanta	69,596
N-20	L	15-26	at Seattle	69,190
N-28	L	13-27	Green Bay	69,596
D-4	L	14-32	at Cincinnati	55,456
D-11	L	22-27	Washington	69,596
D-18	L	26-27	at Baltimore	71,223
D-22	W	24-19	New York Giants	69,596
J-1	W	27-13	Dallas	69,596

## 2015

Record: 7-9

Chip Kelly (15), Pat Shurmur (1)

Date	W/L	Score	Opponent	Att.
S-14	L	24-26	at Atlanta	70,516
S-20	L	10-20	Dallas	69,596
S-27	W	24-17	at New York Jets	78,160
O-4	L	20-23	at Washington	74,767
O-11	W	39-17	New Orleans	69,596
O-19	W	27-7	New York Giants	69,596
O-25	L	16-27	at Carolina	74,194
N-8	W	33-27	at Dallas (OT)	91,827
N-15	L	19-20	Miami	69,596
N-22	L	17-45	Tampa Bay	69,596
N-26	L	14-45	at Detroit	64,445
D-6	W	35-28	at New England	66,829
D-13	W	23-20	Buffalo	69,596
D-20	L	17-40	Arizona	69,596
D-26	L	24-38	Washington	69,596
J-3	W	35-30	at New York Giants	78,023

## 2014

Record: 10-6 2nd in NFC East

Head Coach: Chip Kelly

Date	W/L	Score	Opponent	Att.
S-07	W	34-17	Jacksonville	69,596
S-15	W	30-27	at Indianapolis	64,871
S-21	W	37-34	Washington	69,596
S-28	L	21-26	at San Francisco	70,799
O-05	W	34-28	St. Louis	69,596
O-12	W	27-0	NY Giants	69,596
O-26	L	20-24	at Arizona	61,789
N-02	W	31-21	at Houston	71,780
N-10	W	45-21	Carolina	69,596
N-16	L	20-53	at Green Bay	78,270
N-23	W	43-24	Tennessee	69,596
N-27	W	33-10	at Dallas	91,379
D-07	L	14-24	Seattle	69,596
D-14	L	27-38	Dallas	69,596
D-20	L	24-27	at Washington	78,897
D-28	W	34-26	at NY Giants	79,150

## 2013

Record: 10-6 1st in NFC East

Head Coach: Chip Kelly

Date	W/L	Score	Opponent	Att.
S-9	W	33-27	at Washington	82,743
S-15	L	30-33	San Diego	69,144
S-19	L	16-26	Kansas City	69,144
S-29	L	20-52	at Denver	77,002
O-6	W	36-21	at NY Giants	80,738
O-13	W	31-20	at Tampa Bay	62,505
O-20	L	3-17	Dallas	69,144
O-27	L	7-15	NY Giants	69,144
N-3	W	49-20	at Oakland	51,751
N-10	W	27-13	at Green Bay	78,011
N-17	W	24-16	Washington	69,144
D-1	W	24-21	Arizona	69,144
D-8	W	34-20	Detroit	69,144
D-15	L	30-48	at Minnesota	64,087
D-22	W	54-11	Chicago	69,144
D-29	W	24-22	at Dallas	91,166
<b>NFC WILD CARD</b>				
J-04	L	24-26	New Orleans	69,144

## 2012

Record: 4-12 4th in NFC East

Head Coach: Andy Reid

Date	W/L	Score	Opponent	Att.
S-9	W	17-16	at Cleveland	68,693
S-16	W	24-23	Baltimore	69,144
S-23	L	6-27	at Arizona	60,436
S-30	W	19-17	New York Giants	69,144
O-7	L	14-16	at Pittsburgh	64,737
O-14	L	23-26	Detroit (OT)	69,144
O-28	L	17-30	Atlanta	69,144
N-5	L	13-28	at New Orleans	73,099
N-11	L	23-38	Dallas	69,144
N-18	L	6-31	at Washington	79,327
N-26	L	22-30	Carolina	69,144
D-2	L	33-38	at Dallas	81,851
D-9	W	23-21	at Tampa Bay	69,941
D-13	L	13-34	Cincinnati	69,144
D-23	L	20-27	Washington	69,144
D-30	L	7-42	at New York Giants	80,657

# YEAR-BY-YEAR RESULTS



## 2011

Record: 8-8 2nd in NFC East  
Head Coach: Andy Reid

Date	W/L	Score	Opponent	Att.
S-11	W	31-13	at St. Louis	56,722
S-18	L	31-35	at Atlanta	69,608
S-25	L	16-29	NY Giants	69,144
O-02	L	23-24	San Francisco	69,144
O-09	L	24-31	at Buffalo	69,803
O-16	W	20-13	at Washington	80,447
O-30	W	34-7	Dallas	69,144
N-07	L	24-30	Chicago	69,144
N-13	L	17-21	Arizona	69,144
N-20	W	17-10	at NY Giants	79,743
N-27	L	20-38	New England	69,144
D-01	L	14-31	at Seattle	67,039
D-11	W	26-10	at Miami	67,823
D-18	W	45-19	NY Jets	69,144
D-24	W	20-7	at Dallas	84,834
J-01	W	34-10	Washington	69,144

## 2010

Record: 10-6 1st in NFC East  
Head Coach: Andy Reid

Date	W/L	Score	Opponent	Att.
S-12	L	20-27	Green Bay	69,144
S-19	W	35-32	at Detroit	56,688
S-26	W	28-3	at Jacksonville	63,256
O-03	L	12-17	Washington	69,144
O-10	W	27-24	at San Francisco	69,732
O-17	W	31-17	Atlanta	69,144
O-24	L	19-37	at Tennessee	69,143
N-07	W	26-24	Indianapolis	69,144
N-15	W	59-28	at Washington	84,912
N-21	W	27-17	NY Giants	69,144
N-28	L	26-31	at Chicago	62,147
D-02	W	34-24	Houston	69,144
D-12	W	30-27	at Dallas	85,673
D-19	W	38-31	at NY Giants	81,223
D-28	L	14-24	Minnesota	69,144
J-02	L	13-14	Dallas	69,144
<b>NFC WILD CARD</b>				
J-09	L	16-21	Green Bay	69,144

## 2009

Record: 11-5 2nd in NFC East  
Head Coach: Andy Reid

Date	W/L	Score	Opponent	Att.
S-13	W	38-10	at Carolina	73,599
S-20	L	22-48	New Orleans	69,144
S-27	W	34-14	Kansas City	69,144
O-11	W	33-14	Tampa Bay	69,144
O-18	L	9-13	at Oakland	49,642
O-26	W	27-17	at Washington	88,241
N-01	W	40-17	NY Giants	69,144
N-08	L	16-20	Dallas	69,144
N-15	L	23-31	at San Diego	68,879
N-22	W	24-20	at Chicago	62,421
N-29	W	27-24	Washington	69,144
D-06	W	34-7	at Atlanta	69,650
D-13	W	45-38	at NY Giants	78,780
D-20	W	27-13	San Francisco	69,144
D-27	W	30-27	Denver	69,144
J-03	L	0-24	at Dallas	100,621
<b>NFC WILD CARD</b>				
J-09	L	14-34	at Dallas	92,951

## 2008

Record: 9-6-1 2nd in NFC East  
Head Coach: Andy Reid

Date	W/L	Score	Opponent	Att.
S-07	W	38-3	St. Louis	69,144
S-15	L	37-41	at Dallas	63,472
S-21	W	15-6	Pittsburgh	69,144
S-28	L	20-24	at Chicago	62,099
O-05	L	17-23	Washington	69,144
O-12	W	40-26	at San Francisco	67,640
O-26	W	27-14	Atlanta	69,144
N-02	W	26-7	at Seattle	68,055
N-09	L	31-36	NY Giants	69,144
N-16	T	13-13	at Cincinnati (OT)	64,633
N-23	L	7-36	at Baltimore	71,379
N-27	W	48-20	Arizona	64,144
D-07	W	20-14	at NY Giants	79,003
D-15	W	30-10	Cleveland	69,144
D-21	L	3-10	at Washington	82,412
D-28	W	44-6	Dallas	69,144
<b>NFC WILD CARD</b>				
J-04	W	26-14	at Minnesota	61,746
<b>NFC DIVISIONAL PLAYOFF</b>				
J-11	W	23-11	at NY Giants	79,193
<b>NFC CHAMPIONSHIP</b>				
J-18	L	25-32	at Arizona	70,650

## 2007

Record: 8-8 4th in NFC East  
Head Coach: Andy Reid

Date	W/L	Score	Opponent	Att.
S-09	L	13-16	at Green Bay	70,598
S-17	L	12-20	Washington	67,726
S-23	W	56-21	Detroit	67,570
S-30	L	3-16	at NY Giants	78,862
O-14	W	16-9	at NY Jets	77,189
O-21	L	16-19	Chicago	67,806
O-28	W	23-16	at Minnesota	63,019
N-04	L	17-38	Dallas	67,688
N-11	W	33-25	at Washington	90,218
N-18	W	17-7	Miami	68,934
N-25	L	28-31	at New England	68,756
D-02	L	24-28	Seattle	68,445
D-09	L	13-16	NY Giants	68,594
D-16	W	10-6	at Dallas	63,777
D-23	W	38-23	at New Orleans	70,011
D-30	W	17-9	Buffalo	68,594

## 2006

Record: 10-6 1st in NFC East  
Head Coach: Andy Reid

Date	W/L	Score	Opponent	Att.
S-10	W	24-10	at Houston	70,180
S-17	L	24-30	NY Giants (OT)	69,241
S-24	W	38-24	at San Francisco	68,166
O-02	W	31-9	Green Bay	69,222
O-08	W	38-24	Dallas	69,268
O-15	L	24-27	at New Orleans	68,269
O-22	L	21-23	at Tampa Bay	65,808
O-29	L	6-13	Jacksonville	69,249
N-12	W	27-3	Washington	69,143
N-19	L	13-31	Tennessee	69,232
N-26	L	21-45	at Indianapolis	57,296
D-04	W	27-24	Carolina	69,098
D-10	W	21-19	at Washington	84,164
D-17	W	36-22	at NY Giants	78,657
D-25	W	23-7	at Dallas	62,839
D-31	W	24-17	Atlanta	69,341
<b>NFC WILD CARD</b>				
J-07	W	23-20	NY Giants	69,094
<b>NFC DIVISIONAL PLAYOFF</b>				
J-13	L	24-27	at New Orleans	70,001

## 2005

Record: 6-10 4th in NFC East  
Head Coach: Andy Reid

Date	W/L	Score	Opponent	Att.
S-12	L	10-14	at Atlanta	70,806
S-18	W	42-3	San Francisco	67,727
S-25	W	23-20	Oakland	67,735
O-02	W	37-31	at Kansas City	78,742
O-09	L	10-33	at Dallas	63,199
O-23	W	20-17	San Diego	67,747
O-30	L	21-49	at Denver	76,530
N-06	L	10-17	at Washington	90,298
N-14	L	20-21	Dallas	67,739
N-20	L	17-27	at NY Giants	78,626
N-27	W	19-14	Green Bay	67,665
D-05	L	0-42	Seattle	67,637
D-11	L	23-26	NY Giants (OT)	67,443
D-18	W	17-16	at St. Louis	65,382
D-24	L	21-27	at Arizona	44,723
J-01	L	20-31	Washington	67,700

# YEAR-BY-YEAR RESULTS



## 2004 NFC CHAMPIONS

Record: 13-3 1st in NFC East  
Head Coach: Andy Reid

Date	W/L	Score	Opponent	Att.
S-12	W	31-17	NY Giants	67,532
S-20	W	27-16	Minnesota	67,676
S-26	W	30-13	at Detroit	62,472
O-03	W	19-9	at Chicago	61,894
O-17	W	30-8	Carolina	67,707
O-24	W	34-31	at Cleveland (OT)	73,394
O-31	W	15-10	Baltimore	67,715
N-07	L	3-27	at Pittsburgh	64,975
N-15	W	49-21	at Dallas	64,190
N-21	W	28-6	Washington	67,720
N-28	W	27-6	at NY Giants	78,830
D-05	W	47-17	Green Bay	67,723
D-12	W	17-14	at Washington	90,089
D-19	W	12-7	Dallas	67,723
D-27	L	7-20	at St. Louis	66,129
J-02	L	10-38	Cincinnati	67,074
<b>NFC DIVISIONAL PLAYOFF</b>				
J-16	W	27-14	Minnesota	67,722
<b>NFC CHAMPIONSHIP</b>				
J-23	W	27-10	Atlanta	67,717
<b>SUPER BOWL 39 (at Jacksonville)</b>				
F-06	L	21-24	New England	78,125

## 2003

Record: 12-4 1st in NFC East  
Head Coach: Andy Reid

Date	W/L	Score	Opponent	Att.
S-08	L	0-17	Tampa Bay	67,772
S-14	L	10-31	New England	67,624
S-28	W	23-13	at Buffalo	73,305
O-05	W	27-25	Washington	67,792
O-12	L	21-23	at Dallas	63,648
O-19	W	14-10	at NY Giants	78,883
O-26	W	24-17	NY Jets	67,853
N-02	W	23-16	at Atlanta	70,064
N-10	W	17-14	at Green Bay	70,291
N-16	W	28-10	NY Giants	67,867
N-23	W	33-20	New Orleans	67,802
N-30	W	25-16	at Carolina	72,977
D-07	W	36-10	Dallas	69,773
D-15	W	34-27	at Miami	73,780
D-21	L	28-31	San Francisco (OT)	67,866
D-27	W	31-7	at Washington	76,766
<b>NFC DIVISIONAL PLAYOFF</b>				
J-11	W	20-17	Green Bay (OT)	67,707
<b>NFC CHAMPIONSHIP</b>				
J-18	L	3-14	Carolina	67,862

## 2002

Record: 12-4 1st in NFC East  
Head Coach: Andy Reid

Date	W/L	Score	Opponent	Att.
S-08	L	24-27	at Tennessee	68,804
S-16	W	37-7	at Washington	84,982
S-22	W	44-13	Dallas	65,537
S-29	W	35-17	Houston	64,867
O-06	L	25-28	at Jacksonville	65,005
O-20	W	20-10	Tampa Bay	65,523
O-28	W	17-3	NY Giants	65,791
N-03	W	19-13	at Chicago (Champaign, IL)	54,049
N-10	L	13-35	Indianapolis	65,660
N-17	W	38-14	Arizona	64,990
N-25	W	38-17	at San Francisco	67,919
D-01	W	10-3	St. Louis	65,552
D-08	W	27-20	at Seattle	59,862
D-15	W	34-21	Washington	65,615
D-21	W	27-3	at Dallas	63,209
D-28	L	7-10	at NY Giants (OT)	78,782
<b>NFC DIVISIONAL PLAYOFF</b>				
J-11	W	20-6	Atlanta	66,452
<b>NFC CHAMPIONSHIP</b>				
J-19	L	10-27	Tampa Bay	66,713

## 2001

Record: 11-5 1st in NFC East  
Head Coach: Andy Reid

Date	W/L	Score	Opponent	Att.
S-09	L	17-20	St. Louis (OT)	66,243
S-23	W	27-3	at Seattle	62,826
S-30	W	40-18	Dallas	66,621
O-07	L	20-21	Arizona	66,360
O-22	W	10-9	at NY Giants	78,821
O-28	L	10-20	Oakland	65,342
N-04	W	21-7	at Arizona	33,430
N-11	W	48-17	Minnesota	65,638
N-18	W	36-3	at Dallas	63,204
N-25	L	3-13	Washington	65,666
N-29	W	23-10	at Kansas City	77,087
D-09	W	24-14	San Diego	65,438
D-16	W	20-6	at Washington	84,936
D-22	L	3-13	at San Francisco	68,124
D-30	W	24-21	NY Giants	65,885
J-06	W	17-13	at Tampa Bay	65,541
<b>NFC WILD CARD</b>				
J-12	W	31-9	Tampa Bay	65,847
<b>NFC DIVISIONAL PLAYOFF</b>				
J-19	W	33-19	at Chicago	66,944
<b>NFC CHAMPIONSHIP</b>				
J-27	L	24-29	at St. Louis	66,502

## 2000

Record: 11-5 2nd in NFC East  
Head Coach: Andy Reid

Date	W/L	Score	Opponent	Att.
S-03	W	41-14	at Dallas	62,872
S-10	L	18-33	NY Giants	65,530
S-17	L	3-6	at Green Bay	59,869
S-24	W	21-7	at New Orleans	64,900
O-01	W	38-10	Atlanta	65,424
O-08	L	14-17	Washington	65,491
O-15	W	33-14	at Arizona	38,293
O-22	W	13-9	Chicago	65,553
O-29	L	7-24	at NY Giants	78,087
N-05	W	16-13	Dallas (OT)	65,636
N-12	W	26-23	at Pittsburgh (OT)	56,702
N-19	W	34-9	Arizona	65,356
N-26	W	23-20	at Washington	83,284
D-03	L	13-15	Tennessee	65,639
D-10	W	35-24	at Cleveland	72,318
D-24	W	16-7	Cincinnati	64,902
<b>NFC WILD CARD</b>				
D-31	W	21-3	Tampa Bay	65,813
<b>NFC DIVISIONAL PLAYOFF</b>				
J-07	L	10-20	at NY Giants	78,765

## 1999

Record: 5-11 5th in NFC East  
Head Coach: Andy Reid

Date	W/L	Score	Opponent	Att.
S-12	L	24-25	Arizona	64,113
S-19	L	5-19	Tampa Bay	64,285
S-26	L	0-26	at Buffalo	70,872
O-03	L	15-16	at NY Giants	77,959
O-10	W	13-10	Dallas	66,669
O-17	W	20-16	at Chicago	66,944
O-24	L	13-16	at Miami	73,975
O-31	L	17-23	NY Giants (OT)	66,481
N-07	L	7-33	at Carolina	62,569
N-14	W	35-28	Washington	66,591
N-21	L	17-44	Indianapolis	65,521
N-28	L	17-20	at Washington (OT)	74,741
D-05	L	17-21	at Arizona	46,550
D-12	L	10-20	at Dallas	64,086
D-19	W	24-9	New England	65,475
J-02	W	38-31	St. Louis	60,700

## 1998

Record: 3-13 5th in NFC East  
Head Coach: Ray Rhodes

Date	W/L	Score	Opponent	Att.
S-06	L	0-38	Seattle	66,418
S-13	L	12-17	at Atlanta	46,456
S-20	L	3-17	at Arizona	36,717
S-27	L	21-24	Kansas City	66,675
O-04	L	16-41	at Denver	73,218
O-11	W	17-12	Washington	66,183
O-18	L	10-13	at San Diego	56,967
N-02	L	0-34	Dallas	67,002
N-08	W	10-9	Detroit	66,785
N-15	L	3-28	at Washington	67,704
N-22	L	0-20	at NY Giants	65,763
N-29	L	16-24	at Green Bay	59,862
D-03	W	17-14	St. Louis	66,155
D-13	L	17-20	Arizona (OT)	62,176
D-20	L	9-13	at Dallas	62,722
D-27	L	10-20	NY Giants	66,596

# YEAR-BY-YEAR RESULTS



## 1997

Record: 6-9-1 3rd in NFC East  
Head Coach: Ray Rhodes

Date	W/L	Score	Opponent	Att.
A-31	L	17-31	at NY Giants	70,296
S-07	W	10-9	Green Bay	66,803
S-15	L	20-21	at Dallas	63,942
S-28	L	19-28	at Minnesota	55,149
O-05	W	24-10	Washington	67,008
O-12	L	21-38	at Jacksonville	69,150
O-19	W	13-10	Arizona (OT)	66,860
O-26	W	13-12	Dallas	67,106
N-02	L	21-31	at Arizona	39,549
N-10	L	12-24	San Francisco	67,133
N-16	T	10-10	at Baltimore (OT)	63,546
N-23	W	23-20	Pittsburgh	67,166
N-30	W	44-42	Cincinnati	66,623
D-07	L	21-31	NY Giants	67,084
D-14	L	17-20	at Atlanta	42,866
D-21	L	32-35	at Washington	75,939

## 1994

Record: 7-9 4th in NFC East  
Head Coach: Rich Kotite

Date	W/L	Score	Opponent	Att.
S-04	L	23-28	at NY Giants	76,130
S-12	W	30-22	Chicago	64,890
S-18	W	13-7	Green Bay	63,922
O-02	W	40-8	at San Francisco	64,843
O-09	W	21-17	Washington	63,947
O-16	L	13-24	at Dallas	64,703
O-24	W	21-6	Houston	65,233
O-30	W	31-29	at Washington	53,530
N-06	W	17-7	Arizona	64,952
N-13	L	7-26	Cleveland	65,233
N-20	L	6-12	at Arizona	62,779
N-27	L	21-28	at Atlanta	60,008
D-04	L	19-31	Dallas	65,974
D-11	L	3-14	at Pittsburgh	55,474
D-18	L	13-16	NY Giants	64,540
D-24	L	30-33	at Cincinnati	39,923

## 1991

Record: 10-6 3rd in NFC East  
Head Coach: Rich Kotite

Date	W/L	Score	Opponent	Att.
S-01	W	20-3	at Green Bay	58,991
S-08	L	10-26	Phoenix	63,818
S-15	W	24-0	at Dallas	62,656
S-22	W	23-14	Pittsburgh	65,511
S-30	L	0-23	at Washington	55,198
O-06	L	13-14	at Tampa Bay	41,219
O-13	L	6-13	New Orleans	64,224
O-27	L	7-23	San Francisco	65,796
N-04	W	30-7	NY Giants	65,816
N-10	W	32-30	at Cleveland	72,086
N-17	W	17-10	Cincinnati	63,189
N-24	W	34-14	at Phoenix	37,307
D-02	W	13-6	at Houston	62,141
D-08	W	19-14	at NY Giants	76,099
D-15	L	13-25	Dallas	65,854
D-22	W	24-22	Washington	58,988

## 1996

Record: 10-6 2nd in NFC East  
Head Coach: Ray Rhodes

Date	W/L	Score	Opponent	Att.
S-01	W	17-14	at Washington	53,415
S-09	L	13-39	at Green Bay	60,666
S-15	W	24-17	Detroit	66,007
S-22	W	33-18	at Atlanta	40,107
S-30	L	19-23	Dallas	67,201
O-13	W	19-10	at NY Giants	72,729
O-20	W	35-28	Miami	66,240
O-27	W	20-9	Carolina	65,982
N-03	W	31-21	at Dallas	64,952
N-10	L	17-24	Buffalo	66,613
N-17	L	21-26	Washington	66,834
N-24	L	30-36	at Arizona	36,175
D-01	W	24-0	NY Giants	51,468
D-05	L	10-37	at Indianapolis	52,689
D-14	W	21-20	at NY Jets	29,178
D-22	W	29-19	Arizona	63,658
<b>NFC WILD CARD</b>				
D-29	L	0-14	at San Francisco	56,440

## 1993

Record: 8-8 3rd in NFC East  
Head Coach: Rich Kotite

Date	W/L	Score	Opponent	Att.
S-05	W	23-17	Phoenix	59,831
S-12	W	20-17	at Green Bay	59,061
S-19	W	34-31	Washington	65,435
O-03	W	35-30	at NY Jets	72,593
O-10	L	6-17	Chicago	63,601
O-17	L	10-21	at NY Giants	76,050
O-31	L	10-23	Dallas	61,912
N-07	L	3-16	at Phoenix	46,663
N-14	L	14-19	Miami	64,213
N-21	L	3-7	NY Giants	62,928
N-28	W	17-14	at Washington	46,663
D-06	L	17-23	at Dallas	64,521
D-12	L	7-10	Buffalo	60,769
D-19	W	20-10	at Indianapolis	44,952
D-26	W	37-26	New Orleans	50,085
J-03	W	37-34	at San Francisco (ot)	61,653

## 1990

Record: 10-6 2nd in NFC East  
Head Coach: Buddy Ryan

Date	W/L	Score	Opponent	Att.
S-09	L	20-27	at NY Giants	76,202
S-16	L	21-23	Phoenix	64,396
S-23	W	27-21	at LA Rams	63,644
S-30	L	23-24	Indianapolis	62,067
O-15	W	32-24	Minnesota	66,296
O-21	L	7-13	at Washington	53,567
O-28	W	21-20	at Dallas	62,605
N-04	W	48-20	New England	65,514
N-12	W	28-14	Washington	65,857
N-18	W	24-23	at Atlanta	53,755
N-25	W	31-13	NY Giants	66,706
D-02	L	23-30	at Buffalo	79,320
D-09	L	20-23	at Miami (OT)	67,034
D-16	W	31-0	Green Bay	65,627
D-23	W	17-3	Dallas	63,895
D-29	W	23-21	at Phoenix	31,796
<b>NFC WILD CARD</b>				
J-05	L	6-20	Washington	65,287

## 1995

Record: 10-6 2nd in NFC East  
Head Coach: Ray Rhodes

Date	W/L	Score	Opponent	Att.
S-03	L	6-21	Tampa Bay	66,266
S-10	W	31-19	at Arizona	45,004
S-17	L	21-27	San Diego	63,081
S-24	L	17-48	at Oakland	48,875
O-01	W	15-10	at New Orleans	43,938
O-08	W	37-34	Washington (OT)	65,498
O-15	W	17-14	at NY Giants	74,252
O-29	W	20-9	St. Louis	62,172
N-06	L	12-34	at Dallas	64,876
N-12	W	31-13	Denver	60,842
N-19	W	28-19	NY Giants	63,562
N-26	W	14-7	at Washington	50,539
D-03	L	14-26	at Seattle	39,893
D-10	W	20-17	Dallas	66,198
D-17	W	21-20	Arizona	62,076
D-24	L	14-20	at Chicago	52,391
<b>NFC WILD CARD</b>				
D-30	W	58-37	Detroit	66,492
<b>NFC DIVISIONAL PLAYOFF</b>				
J-07	L	11-30	at Dallas	64,371

## 1992

Record: 11-5 2nd in NFC East  
Head Coach: Rich Kotite

Date	W/L	Score	Opponent	Att.
S-06	W	15-13	New Orleans	65,513
S-13	W	31-14	at Phoenix	42,533
S-20	W	30-0	Denver	65,833
O-05	W	31-7	Dallas	66,572
O-11	L	17-24	at Kansas City	76,626
O-18	L	12-16	at Washington	56,380
O-25	W	7-3	Phoenix	64,676
N-01	L	10-20	at Dallas	65,012
N-08	W	31-10	L.A. Raiders	65,388
N-15	L	24-27	at Green Bay (Mil)	52,689
N-22	W	47-34	at NY Giants	68,153
N-29	L	14-20	at San Francisco	64,374
D-06	W	28-17	Minnesota	65,280
D-13	W	20-17	at Seattle (OT)	47,492
D-20	W	17-13	Washington	65,841
D-27	W	20-10	NY Giants	64,266
<b>NFC WILD CARD</b>				
J-03	W	36-20	at New Orleans	68,893
<b>NFC DIVISIONAL PLAYOFF</b>				
J-10	L	10-34	at Dallas	63,721

## 1989

Record: 11-5 2nd in NFC East  
Head Coach: Buddy Ryan

Date	W/L	Score	Opponent	Att.
S-10	W	31-7	Seattle	64,287
S-17	W	42-37	at Washington	53,493
S-24	L	28-38	San Francisco	66,042
O-02	L	13-27	at Chicago	66,625
O-08	W	21-19	NY Giants	65,688
O-15	W	17-5	at Phoenix	42,620
O-22	W	10-7	LA Raiders	64,019
O-29	W	28-24	at Denver	75,065
N-05	L	17-20	at San Diego	47,019
N-12	L	3-10	Washington	65,443
N-19	W	10-9	Minnesota	65,944
N-23	W	27-0	at Dallas	54,444
D-03	W	24-17	at NY Giants	74,809
D-10	W	20-10	Dallas	59,842
D-18	L	20-30	at New Orleans	59,218
D-24	W	31-14	Phoenix	43,287
<b>NFC WILD CARD</b>				
D-31	L	7-21	LA Rams	57,869

# YEAR-BY-YEAR RESULTS



## 1988

Record: 10-6 1st in NFC East  
Head Coach: Buddy Ryan

Date	W/L	Score	Opponent	Att.
S-04	W	41-14	at Tampa Bay	43,502
S-11	L	24-28	Cincinnati	43,502
S-19	L	10-17	at Washington	53,920
S-25	L	21-23	at Minnesota	56,012
O-02	W	32-23	Houston	64,692
O-10	W	24-13	NY Giants	63,736
O-16	L	3-19	at Cleveland	78,787
O-23	W	24-23	Dallas	66,309
O-30	L	24-27	Atlanta	60,091
N-06	W	30-24	LA Rams	65,624
N-13	W	27-26	at Pittsburgh	46,026
N-20	W	23-17	at NY Giants (OT)	43,621
N-27	W	31-21	Phoenix	57,918
D-04	L	19-20	Washington	65,947
D-10	W	23-17	at Phoenix	54,832
D-18	W	23-7	at Dallas	46,131
<b>NFC DIVISIONAL PLAYOFF</b>				
D-31	L	12-20	at Chicago	65,534

## 1987

Record: 7-8 4th in NFC East  
Head Coach: Buddy Ryan

Date	W/L	Score	Opponent	Att.
S-13	L	24-34	at Washington	52,188
S-20	W	27-17	New Orleans	57,485
O-04	L	3-35	Chicago	4,074
O-11	L	22-41	at Dallas	40,622
O-18	L	10-16	at Green Bay (OT)	35,842
O-25	W	37-20	Dallas	61,630
N-01	W	28-23	at St. Louis	24,586
N-08	W	31-27	Washington	63,609
N-15	L	17-20	NY Giants	66,172
N-22	L	19-31	St. Louis	55,592
N-29	W	34-31	at New England (OT)	54,198
D-06	L	20-23	at NY Giants (OT)	65,874
D-13	L	10-28	Miami	63,841
D-20	W	38-27	at NY Jets	30,572
D-27	W	17-7	Buffalo	57,547

Note: Sept.27 game at San Francisco canceled due to the NFL players' strike ... games from Oct.4 - Oct.18 were played with replacement players during strike.

## 1986

Record: 5-10-1 4th in NFC East  
Head Coach: Buddy Ryan

Date	W/L	Score	Opponent	Att.
S-07	L	14-41	at Washington	53,982
S-14	L	10-13	at Chicago (OT)	65,130
S-21	L	7-33	Denver	63,839
S-28	W	34-20	LA Rams	65,646
O-05	W	16-0	at Atlanta	57,104
O-12	L	3-35	at NY Giants	74,221
O-19	L	14-17	Dallas	68,572
O-26	W	23-7	San Diego	41,469
N-02	L	10-13	at St. Louis	33,051
N-09	L	14-17	NY Giants	60,601
N-16	L	11-13	Detroit	54,568
N-23	L	20-24	at Seattle	55,786
N-30	W	33-27	at LA Raiders (OT)	53,338
D-07	T	10-10	St. Louis (OT)	50,148
D-14	W	23-21	at Dallas	46,117
D-21	L	14-21	Washington	61,816

## 1985

Record: 7-9 4th in NFC East  
Marion Campbell (15), Fred Bruney (1)

Date	W/L	Score	Opponent	Att.
S-08	L	0-21	at NY Giants	76,141
S-15	L	6-17	LA Rams	60,920
S-22	W	19-6	at Washington	53,748
S-29	L	10-16	NY Giants (OT)	66,696
O-06	L	21-23	at New Orleans	56,364
O-13	W	30-7	St. Louis	48,186
O-20	W	16-14	Dallas	70,114
O-27	W	21-17	Buffalo	60,987
N-03	L	13-24	at San Francisco	58,383
N-10	W	23-17	Atlanta (OT)	63,691
N-17	W	24-14	at St. Louis	39,032
N-24	L	17-34	at Dallas	54,047
D-01	L	23-28	Minnesota	54,688
D-08	L	12-17	Washington	60,737
D-15	L	14-20	at San Diego	45,569
D-22	W	37-35	at Minnesota	49,722

## 1984

Record: 6-9-1 5th in NFC East  
Head Coach: Marion Campbell

Date	W/L	Score	Opponent	Att.
S-02	L	27-28	at NY Giants	71,520
S-09	W	19-17	Minnesota	55,942
S-16	L	17-23	at Dallas	64,521
S-23	L	9-21	San Francisco	62,771
S-30	L	0-20	at Washington	53,064
O-07	W	27-17	at Buffalo	37,555
O-14	W	16-7	Indianapolis	50,277
O-21	W	24-10	NY Giants	64,677
O-28	L	14-34	St. Louis	54,310
N-04	T	23-23	at Detroit (OT)	59,141
N-11	L	23-24	at Miami	70,227
N-18	W	16-10	Washington	63,117
N-25	L	16-17	at St. Louis	39,858
D-02	L	10-26	Dallas	66,322
D-09	W	27-17	New England	41,581
D-16	L	10-26	at Atlanta	15,582

## 1983

Record: 5-11 4th in NFC East  
Head Coach: Marion Campbell

Date	W/L	Score	Opponent	Att.
S-03	W	22-17	at San Francisco	55,775
S-11	L	13-23	Washington	69,542
S-18	W	13-10	at Denver	74,202
S-25	L	11-14	St. Louis	64,465
O-02	W	28-24	at Atlanta	50,621
O-09	W	17-13	at NY Giants	73,291
O-16	L	7-37	at Dallas	63,070
O-23	L	6-7	Chicago	45,263
O-30	L	21-22	Baltimore	59,150
N-06	L	20-27	Dallas	71,236
N-13	L	14-17	at Chicago	47,524
N-20	L	0-23	NY Giants	57,977
N-27	L	24-28	at Washington	54,324
D-04	W	13-9	LA Rams	32,867
D-11	L	17-20	New Orleans (OT)	45,182
D-18	L	7-31	at St. Louis	21,902

## 1982

Record: 3-6 13th in NFC  
Head Coach: Dick Vermeil

Date	W/L	Score	Opponent	Att.
S-12	L	34-37	Washington (OT)	68,885
S-19	W	24-21	at Cleveland	78,830
N-21	L	14-18	Cincinnati	65,172
N-28	L	9-13	at Washington	48,313
D-05	L	20-23	St. Louis	63,622
D-11	L	7-23	at NY Giants	66,053
D-19	W	35-14	Houston	44,119
D-26	W	24-20	at Dallas	46,199
J-02	L	24-26	NY Giants	55,797

Note: A 57-day strike by the players reduced the schedule from 16 weeks to nine.

## 1981

Record: 10-6 2nd in NFC East  
Head Coach: Dick Vermeil

Date	W/L	Score	Opponent	Att.
S-06	W	24-10	at NY Giants	72,459
S-13	W	13-3	New England	71,089
S-17	W	20-14	at Buffalo	78,331
S-27	W	36-13	Washington	70,664
O-05	W	16-13	Atlanta	71,488
O-11	W	31-14	at New Orleans	52,728
O-18	L	23-35	at Minnesota	45,459
O-25	W	20-10	Tampa Bay	70,714
N-01	L	14-17	Dallas	72,111
N-08	W	52-10	at St. Louis	48,421
N-15	W	38-13	Baltimore	68,613
N-22	L	10-20	NY Giants	66,327
N-30	L	10-13	at Miami	67,797
D-06	L	13-15	at Washington	52,206
D-13	L	10-21	at Dallas	64,955
D-20	W	38-0	St. Louis	56,636
<b>NFC WILD CARD</b>				
D-27	L	21-27	NY Giants	71,611

## 1980 NFC CHAMPIONS

Record: 12-4 1st in NFC East  
Head Coach: Dick Vermeil

Date	W/L	Score	Opponent	Att.
S-07	W	27-6	Denver	70,307
S-14	W	42-7	at Minnesota	46,460
S-22	W	35-3	NY Giants	70,767
S-28	L	14-24	at St. Louis	49,079
O-05	W	24-14	Washington	69,044
O-12	W	31-16	at NY Giants	71,051
O-19	W	17-10	Dallas	70,696
O-26	W	17-14	Chicago	68,752
N-02	W	27-20	at Seattle	61,046
N-09	W	34-21	at New Orleans	44,340
N-16	W	24-0	at Washington	51,897
N-23	W	10-7	Oakland	68,585
N-30	L	21-22	at San Diego	51,760
D-07	L	17-20	Atlanta	70,205
D-14	W	17-3	St. Louis	68,969
D-21	L	27-35	at Dallas	62,548
<b>NFC DIVISIONAL PLAYOFF</b>				
J-03	W	31-16	Minnesota	68,434
<b>NFC CHAMPIONSHIP GAME</b>				
J-11	W	20-7	Dallas	70,696
<b>SUPER BOWL XV (at New Orleans)</b>				
J-25	L	10-27	Oakland	75,500

# YEAR-BY-YEAR RESULTS



## 1979

Record: 11-5 2nd in NFC East  
Head Coach: Dick Vermeil

Date	W/L	Score	Opponent	Att.
S-02	W	23-17	NY Giants	67,366
S-10	L	10-14	Atlanta	66,935
S-16	W	26-14	at New Orleans	54,212
S-23	W	17-13	at NY Giants	74,265
S-30	W	17-14	Pittsburgh	70,352
O-07	W	28-17	Washington	69,142
O-14	W	24-20	at St. Louis	48,367
O-21	L	7-17	at Washington	54,442
O-28	L	13-37	at Cincinnati	42,036
N-04	L	19-24	Cleveland	69,019
N-12	W	31-21	at Dallas	62,417
N-18	W	16-13	St. Louis	70,235
N-25	W	21-10	at Green Bay	50,023
D-02	W	44-7	Detroit	66,128
D-08	L	17-24	Dallas	71,434
D-16	W	26-20	at Houston	49,407
<b>NFC WILD CARD</b>				
D-23	W	27-17	Chicago	69,397
<b>NFC DIVISIONAL PLAYOFF</b>				
D-29	L	17-24	at Tampa Bay	71,402

## 1978

Record: 9-7 2nd in NFC East  
Head Coach: Dick Vermeil

Date	W/L	Score	Opponent	Att.
S-03	L	14-16	LA Rams	64,721
S-10	L	30-35	at Washington	54,380
S-17	W	24-17	at New Orleans	49,242
S-24	W	17-3	Miami	62,998
O-01	W	17-14	at Baltimore	47,639
O-08	L	14-24	at New England	61,016
O-15	W	17-10	Washington	65,722
O-22	L	7-14	at Dallas	60,525
O-29	L	10-16	St. Louis	62,989
N-05	W	10-3	Green Bay	64,214
N-12	W	17-9	NY Jets	60,249
N-19	W	19-17	at NY Giants	70,318
N-26	W	14-10	at St. Louis	39,693
D-03	L	27-28	at Minnesota	38,722
D-10	L	13-31	Dallas	64,667
D-17	W	20-3	NY Giants	56,396
<b>NFC WILD CARD</b>				
D-24	L	13-14	at Atlanta	49,447

## 1977

Record: 5-9 4th in NFC East  
Head Coach: Dick Vermeil

Date	W/L	Score	Opponent	Att.
S-18	W	13-3	Tampa Bay	61,549
S-25	L	0-20	at LA Rams	46,031
O-02	L	13-17	at Detroit	57,236
O-09	W	28-10	at NY Giants	48,824
O-16	L	17-21	St. Louis	60,535
O-23	L	10-16	Dallas	65,507
O-30	L	17-23	at Washington	55,031
N-06	W	28-7	New Orleans	53,482
N-13	L	14-17	Washington	60,702
N-20	L	16-21	at St. Louis	48,768
N-27	L	6-14	at New England	57,893
D-04	L	14-24	at Dallas	60,289
D-11	W	17-14	NY Giants	47,731
D-18	W	27-0	NY Jets	19,241

## 1976

Record: 4-10 4th in NFC East  
Head Coach: Dick Vermeil

Date	W/L	Score	Opponent	Att.
S-12	L	7-27	at Dallas	55,530
S-19	W	20-7	NY Giants	60,643
S-27	L	17-20	Washington (OT)	60,131
O-03	W	14-13	at Atlanta	45,535
O-10	L	14-33	St. Louis	44,933
O-17	L	13-28	at Green Bay	55,398
O-24	L	12-31	Minnesota	56,233
O-31	W	10-0	at NY Giants	68,690
N-07	L	14-17	at St. Louis	60,760
N-14	L	3-24	at Cleveland	62,120
N-21	L	7-26	Oakland	62,133
N-28	L	0-24	at Washington	54,292
D-05	L	7-26	Dallas	55,072
D-12	W	27-10	Seattle	37,949

## 1975

Record: 4-10 5th in NFC East  
Head Coach: Mike McCormack

Date	W/L	Score	Opponent	Att.
S-21	L	14-23	NY Giants	60,798
S-28	L	13-15	at Chicago	54,392
O-05	W	26-10	Washington	64,397
O-12	L	16-24	at Miami	60,127
O-19	L	20-31	at St. Louis	45,242
O-26	L	17-20	Dallas	64,889
N-03	L	3-42	LA Rams	64,601
N-09	L	23-24	St. Louis	60,277
N-16	W	13-10	at NY Giants	53,434
N-23	L	17-27	at Dallas	57,893
N-30	W	27-17	San Francisco	56,694
D-07	L	0-31	Cincinnati	56,984
D-14	L	10-25	at Denver	37,080
D-21	W	26-3	at Washington	49,385

## 1974

Record: 7-7 4th in NFC East  
Head Coach: Mike McCormack

Date	W/L	Score	Opponent	Att.
S-15	L	3-7	at St. Louis	40,322
S-23	W	13-10	Dallas	64,088
S-29	W	30-10	Baltimore	64,205
O-06	W	13-7	at San Diego	36,124
O-13	W	35-7	NY Giants	64,801
O-20	L	24-31	at Dallas	43,586
O-27	L	10-14	at New Orleans	64,257
N-03	L	0-27	at Pittsburgh	47,996
N-10	L	20-27	Washington	65,947
N-17	L	3-13	St. Louis	61,982
N-24	L	7-26	at Washington	54,395
D-01	W	36-14	Green Bay	42,030
D-08	W	20-7	at NY Giants	46,889
D-15	W	28-17	Detroit	57,157

## 1973

Record: 5-8-1 3rd in NFC East  
Head Coach: Mike McCormack

Date	W/L	Score	Opponent	Att.
S-16	L	23-34	St. Louis	61,103
S-23	T	23-23	at NY Giants	62,289
S-30	L	7-28	Washington	64,147
O-07	L	26-27	at Buffalo	72,364
O-14	W	27-24	at St. Louis	44,400
O-21	L	21-28	at Minnesota	47,478
O-28	W	30-16	Dallas	63,300
N-04	W	24-23	New England	65,070
N-11	L	27-44	Atlanta	63,114
N-18	L	10-31	at Dallas	59,375
N-25	W	20-16	NY Giants	63,086
D-02	L	28-38	at San Francisco	51,155
D-09	W	24-23	NY Jets	34,621
D-16	L	20-38	at Washington	49,484

## 1972

Record: 2-11-1 5th in NFC East  
Head Coach: Ed Khayat

Date	W/L	Score	Opponent	Att.
S-17	L	6-28	at Dallas	58,850
S-24	L	17-27	Cleveland	65,720
O-02	L	12-27	NY Giants	65,720
O-08	L	0-14	at Washington	53,039
O-15	L	3-34	LA Rams	65,720
O-22	W	21-20	at Kansas City	78,389
O-29	L	3-21	at New Orleans	65,664
N-05	T	6-6	St. Louis	65,720
N-12	W	18-17	at Houston	34,175
N-19	L	7-28	Dallas	65,720
N-26	L	10-62	at NY Giants	62,586
D-03	L	7-23	Washington	65,720
D-10	L	12-21	Chicago	65,720
D-17	L	23-24	at St. Louis	34,827

# YEAR-BY-YEAR RESULTS



## 1971

Record: 6-7-1 3rd in NFC East  
Jerry Williams (3) & Ed Khayat (11)

Date	W/L	Score	Opponent	Att.
S-19	L	14-37	at Cincinnati	55,880
S-26	L	7-42	Dallas	65,358
O-03	L	3-31	San Francisco	65,358
O-10	L	0-13	Minnesota	65,358
O-17	L	10-34	at Oakland	54,615
O-24	W	23-7	NY Giants	65,358
O-31	W	17-16	Denver	65,358
N-07	T	7-7	at Washington	53,041
N-14	L	7-20	at Dallas	60,178
N-21	W	37-20	at St. Louis	48,658
N-28	L	13-20	Washington	65,358
D-05	W	23-20	at Detroit	54,418
D-12	W	19-7	St. Louis	65,358
D-19	W	41-28	at NY Giants	62,774

## 1970

Record: 3-10-1 5th in NFC East  
Head Coach: Jerry Williams

Date	W/L	Score	Opponent	Att.
S-20	L	7-17	Dallas	59,728
S-27	L	16-20	at Chicago	53,643
O-04	L	21-33	Washington	60,658
O-11	L	23-30	at NY Giants	62,820
O-18	L	20-35	St. Louis	59,002
O-25	L	17-30	at Green Bay (Mil)	48,022
N-01	L	17-21	at Dallas	55,736
N-08	W	24-17	Miami	58,171
N-15	T	13-13	Atlanta	55,425
N-23	W	23-20	NY Giants	59,117
N-29	L	14-23	at St. Louis	46,581
D-06	L	10-29	at Baltimore	60,240
D-13	L	6-24	at Washington	50,415
D-20	W	30-20	Pittsburgh	55,252

## 1969

Record: 4-9-1 4th in Capitol  
Head Coach: Jerry Williams

Date	W/L	Score	Opponent	Att.
S-21	L	20-27	Cleveland	60,658
S-28	W	41-27	Pittsburgh	60,658
O-05	L	7-38	Dallas	60,658
O-13	L	20-24	at Baltimore	56,864
O-19	L	14-49	at Dallas	71,509
O-26	W	13-10	New Orleans	60,658
N-02	W	23-20	at NY Giants	62,912
N-09	T	28-28	at Washington	50,502
N-16	L	17-23	LA Rams	60,658
N-23	W	34-30	at St. Louis	45,512
N-30	L	17-26	at New Orleans	72,805
D-07	L	29-34	Washington	60,658
D-14	L	3-27	Atlanta	60,658
D-21	L	13-14	at San Francisco	25,391

## 1968

Record: 2-12 4th in Capitol  
Head Coach: Joe Kuharich

Date	W/L	Score	Opponent	Att.
S-15	L	13-30	at Green Bay	50,861
S-22	L	25-34	NY Giants	60,858
S-29	L	13-45	Dallas	60,858
O-06	L	14-17	at Washington	50,816
O-13	L	14-34	at Dallas	72,083
O-20	L	16-29	Chicago	60,858
O-27	L	3-6	at Pittsburgh	26,908
N-03	L	17-45	St. Louis	59,208
N-10	L	10-16	Washington	59,133
N-17	L	6-7	at NY Giants	62,896
N-24	L	13-47	at Cleveland	62,338
N-28	W	12-0	at Detroit	47,909
D-08	W	29-17	New Orleans	57,128
D-15	L	17-24	Minnesota	54,530

## 1967

Record: 6-7-1 2nd in Capitol  
Head Coach: Joe Kuharich

Date	W/L	Score	Opponent	Att.
S-17	W	35-24	Washington	60,709
S-24	L	6-38	Baltimore	60,755
O-01	W	34-24	Pittsburgh	60,335
O-08	W	38-7	at Atlanta	53,868
O-15	L	27-28	San Francisco	60,825
O-22	L	14-48	at St. Louis	46,562
O-29	W	21-14	Dallas	60,740
N-05	L	24-31	at New Orleans	59,596
N-12	L	17-33	at LA Rams	57,628
N-19	W	48-21	New Orleans	60,751
N-26	L	7-44	at NY Giants	63,027
D-03	T	35-35	at Washington	50,451
D-10	L	17-38	at Dallas	55,834
D-17	W	28-24	Cleveland	60,658

## 1966

Record: 9-5 T-2nd in Eastern  
Head Coach: Joe Kuharich

Date	W/L	Score	Opponent	Att.
S-11	L	13-16	at St. Louis	39,066
S-18	W	23-10	Atlanta	54,049
S-25	W	35-17	NY Giants	60,177
O-02	L	10-41	St. Louis	59,305
O-09	L	7-56	at Dallas	69,372
O-16	W	31-14	at Pittsburgh	28,233
O-23	W	31-3	at NY Giants	63,018
O-30	L	13-27	Washington	60,652
N-06	W	24-23	Dallas	60,658
N-13	L	7-27	at Cleveland	77,968
N-20	W	35-34	at San Francisco	31,993
D-04	W	27-23	Pittsburgh	54,275
D-11	W	33-21	Cleveland	58,074
D-18	W	37-28	at Washington	50,405
<b>PLAYOFF BOWL (at Miami)</b>				
J-08	L	14-20	Baltimore	58,088

## 1965

Record: 5-9 T-5th in Eastern  
Head Coach: Joe Kuharich

Date	W/L	Score	Opponent	Att.
S-19	W	34-27	St. Louis	54,260
S-26	L	14-16	NY Giants	57,154
O-03	L	17-35	Cleveland	60,759
O-10	W	35-24	at Dallas	56,249
O-17	L	27-35	at NY Giants	62,815
O-24	L	14-20	Pittsburgh	56,515
O-31	L	21-23	at Washington	50,301
N-07	L	34-38	at Cleveland	72,807
N-14	W	21-14	Washington	60,444
N-21	L	24-34	at Baltimore	60,238
N-28	W	28-24	at St. Louis	28,706
D-05	L	19-21	Dallas	54,714
D-12	W	47-13	at Pittsburgh	22,002
D-19	L	28-35	Detroit	56,718

## 1964

Record: 6-8 T-3rd in Eastern  
Head Coach: Joe Kuharich

Date	W/L	Score	Opponent	Att.
S-13	W	38-7	NY Giants	60,671
S-20	L	24-28	San Francisco	57,353
S-27	L	20-28	Cleveland	60,671
O-04	W	21-7	Pittsburgh	59,354
O-11	L	20-35	at Washington	49,219
O-18	W	23-17	at NY Giants	62,978
O-25	W	34-10	at Pittsburgh	38,393
N-01	L	10-21	Washington	60,671
N-08	L	10-20	at LA Rams	53,994
N-15	W	17-14	at Dallas	55,972
N-22	L	13-38	St. Louis	60,671
N-29	L	24-38	at Cleveland	79,289
D-06	W	24-14	Dallas	60,671
D-13	L	34-36	at St. Louis	24,636

## 1963

Record: 2-10-2 7th in Eastern  
Head Coach: Nick Skorich

Date	W/L	Score	Opponent	Att.
S-15	T	21-21	Pittsburgh	58,205
S-22	L	24-28	St. Louis	60,671
S-29	L	14-37	NY Giants	60,671
O-06	W	24-21	Dallas	60,671
O-13	W	37-24	at Washington	49,219
O-20	L	7-37	at Cleveland	75,174
O-27	L	7-16	at Chicago	48,514
N-03	L	17-23	Cleveland	60,671
N-10	L	14-42	at NY Giants	62,936
N-17	L	20-27	at Dallas	23,694
N-24	L	10-13	Washington	60,671
D-01	T	20-20	at Pittsburgh	16,721
D-08	L	14-38	at St. Louis	15,979
D-15	L	13-34	Minnesota	57,403

# YEAR-BY-YEAR RESULTS



## 1962

Record: 3-10-1 7th in Eastern  
Head Coach: Nick Skorich

Date	W/L	Score	Opponent	Att.
S-16	L	21-27	St. Louis	60,671
S-23	L	13-29	NY Giants	60,671
S-30	W	35-7	Cleveland	60,671
O-06	L	7-13	at Pittsburgh	23,164
O-14	L	19-41	at Dallas	18,645
O-21	L	21-27	Washington	60,671
O-28	L	21-31	at Minnesota	30,071
N-04	T	14-14	at Cleveland	63,848
N-11	L	0-49	Green Bay	60,671
N-18	L	14-19	at NY Giants	62,705
N-25	W	28-14	Dallas	58,070
D-02	W	37-14	at Washington	32,229
D-09	L	17-26	Pittsburgh	60,671
D-16	L	35-45	at St. Louis	14,989

## 1961

Record: 10-4 2nd in Eastern  
Head Coach: Nick Skorich

Date	W/L	Score	Opponent	Att.
S-17	W	27-20	Cleveland	60,671
S-24	W	14-7	Washington	50,108
O-01	L	27-30	St. Louis	59,399
O-08	W	21-16	Pittsburgh	60,671
O-15	W	20-7	at St. Louis	20,262
O-22	W	43-7	at Dallas	25,000
O-29	W	27-24	at Washington	31,066
N-05	W	16-14	Chicago	60,671
N-12	L	21-38	at NY Giants	62,800
N-19	L	24-45	at Cleveland	68,399
N-26	W	35-13	Dallas	60,127
D-03	W	35-24	at Pittsburgh	21,653
D-10	L	24-28	NY Giants	60,671
D-17	W	27-24	at Detroit	44,231
<b>PLAYOFF BOWL (at Miami)</b>				
J-06	L	10-38	Detroit	25,612

## 1960 NFL CHAMPIONS

Record: 10-2 1st in Eastern  
Head Coach: Buck Shaw

Date	W/L	Score	Opponent	Att.
S-25	L	24-41	Cleveland	56,303
S-30	W	27-25	at Dallas	18,500
O-09	W	31-27	St. Louis	33,701
O-16	W	28-10	Detroit	38,065
O-23	W	31-29	at Cleveland	64,850
N-06	W	34-7	Pittsburgh	58,324
N-13	W	19-13	Washington	39,361
N-20	W	17-10	at New York	63,571
N-27	W	31-23	New York	60,547
D-04	W	20-6	at St. Louis	21,358
D-11	L	21-27	at Pittsburgh	22,101
D-18	W	38-28	at Washington	20,558
<b>NFL CHAMPIONSHIP</b>				
D-26	W	17-13	Green Bay	67,325

## 1959

Record: 7-5 T-2nd in Eastern  
Head Coach: Buck Shaw

Date	W/L	Score	Opponent	Att.
S-27	L	14-24	at San Francisco	41,697
O-04	W	49-21	New York	27,023
O-11	W	28-24	Pittsburgh	27,343
O-18	L	7-24	at New York	68,783
O-25	W	28-24	at Chi. Cardinals	20,112
N-01	W	30-23	Washington	39,854
N-08	L	7-28	at Cleveland	58,275
N-15	W	27-17	Chi. Cardinals	28,887
N-22	W	23-20	Los Angeles	47,425
N-29	L	0-31	at Pittsburgh	22,191
D-06	W	34-14	at Washington	24,325
D-13	L	21-28	Cleveland	45,952

## 1958

Record: 2-9-1 T-5th in Eastern  
Head Coach: Buck Shaw

Date	W/L	Score	Opponent	Att.
S-28	L	14-24	Washington	36,850
O-05	W	27-24	New York	23,178
O-12	L	3-24	at Pittsburgh	23,153
O-19	L	24-30	San Francisco	33,110
O-26	L	35-38	at Green Bay	31,043
N-02	T	21-21	at Chi. Cardinals	17,486
N-09	L	24-31	Pittsburgh	26,306
N-16	W	49-21	Chi. Cardinals	18,315
N-23	L	14-28	at Cleveland	51,319
N-30	L	10-24	at New York	35,438
D-07	L	14-21	Cleveland	36,773
D-14	L	0-20	at Washington	22,621

## 1957

Record: 4-8 5th in Eastern  
Head Coach: Hugh Devore

Date	W/L	Score	Opponent	Att.
S-29	L	13-17	at Los Angeles	62,506
O-05	L	20-24	New York	28,342
O-13	L	7-24	at Cleveland	53,493
O-20	W	17-7	Cleveland	22,443
O-27	L	0-6	at Pittsburgh	27,016
N-03	W	38-21	at Chi. Cardinals	18,718
N-10	L	16-27	Detroit	29,320
N-17	L	0-13	at New York	42,845
N-24	W	21-12	Washington	20,730
D-01	W	7-6	Pittsburgh	16,364
D-08	L	7-42	at Washington	21,304
D-14	L	27-31	Chicago Cardinals	12,555

## 1956

Record: 3-8-1 6th in Eastern  
Head Coach: Hugh Devore

Date	W/L	Score	Opponent	Att.
S-30	L	7-27	at Los Angeles	54,412
O-06	W	13-9	Washington	26,607
O-14	W	35-21	at Pittsburgh	31,375
O-21	L	6-20	Chi. Cardinals	36,545
O-28	L	3-20	at New York	40,960
N-04	L	17-28	at Chi. Cardinals	27,609
N-11	W	14-7	Pittsburgh	22,652
N-18	L	0-16	Cleveland	25,894
N-25	T	10-10	San Francisco	19,326
D-02	L	14-17	at Cleveland	20,654
D-09	L	17-19	at Washington	22,333
D-15	L	7-21	New York	16,562

## 1955

Record: 4-7-1 T-4th in Eastern  
Head Coach: Jim Trimble

Date	W/L	Score	Opponent	Att.
S-24	W	27-17	New York	29,597
O-01	L	30-31	Washington	31,891
O-09	L	17-21	at Cleveland	43,974
O-15	L	7-13	at Pittsburgh	33,413
O-23	T	24-24	at Chi. Cardinals	24,620
O-30	W	24-0	Pittsburgh	31,164
N-06	L	21-34	at Washington	25,741
N-13	W	33-17	Cleveland	39,303
N-20	L	7-31	at New York	22,075
N-27	L	21-23	Los Angeles	31,648
D-04	W	27-3	Chi. Cardinals	19,478
D-11	L	10-17	at Chicago Bears	34,783

## 1954

Record: 7-4-1 2nd in Eastern  
Head Coach: Jim Trimble

Date	W/L	Score	Opponent	Att.
S-26	W	28-10	Cleveland	26,546
O-03	W	35-16	at Chi. Cardinals	17,084
O-09	W	24-22	Pittsburgh	37,322
O-17	W	49-21	at Washington	22,051
O-23	L	7-17	at Pittsburgh	39,075
O-30	L	14-37	Green Bay	25,378
N-07	W	30-14	Chi. Cardinals	21,963
N-14	L	14-27	at New York	46,565
N-21	L	0-6	at Cleveland	41,537
N-28	W	41-33	Washington	18,517
D-05	T	13-13	at Detroit	54,939
D-12	W	29-14	New York	28,449



# YEAR-BY-YEAR RESULTS



## 1953

Record: 7-4-1 2nd in Eastern  
Head Coach: Jim Trimble

Date	W/L	Score	Opponent	Att.
S-27	L	21-31	at San Francisco	27,819
O-02	T	21-21	Washington	19,099
O-10	L	13-37	at Cleveland	45,802
O-17	W	23-7	Pittsburgh	18,681
O-25	W	56-17	at Chi. Cardinals	22,064
N-01	W	35-7	at Pittsburgh	27,547
N-08	W	30-7	New York	24,331
N-15	W	45-14	Baltimore	27,813
N-21	W	38-0	Chi. Cardinals	19,402
N-29	L	28-37	at New York	20,294
D-06	L	0-10	at Washington	21,579
D-13	W	42-27	Cleveland	38,654

## 1952

Record: 7-5 T-2nd in American  
Head Coach: Jim Trimble

Date	W/L	Score	Opponent	Att.
S-28	W	31-25	at Pittsburgh	22,501
O-04	L	7-31	New York	22,512
O-12	W	26-21	Pittsburgh	18,648
O-19	L	7-49	Cleveland	27,874
O-26	W	14-10	at New York	21,458
N-02	L	10-12	at Green Bay	10,149
N-09	W	38-20	Washington	16,932
N-16	W	10-7	Chi. Cardinals	18,406
N-23	W	28-20	at Cleveland	28,948
N-30	L	22-28	at Chi. Cardinals	13,577
D-07	W	38-21	Dallas Texans	18,376
D-14	L	21-27	at Washington	22,468

## 1951

Record: 4-8 5th in American  
Bo McMillan (2) & Wayne Millner (10)

Date	W/L	Score	Opponent	Att.
S-30	W	17-14	at Chi. Cardinals	16,129
O-06	W	21-14	San Francisco	23,432
O-14	L	24-37	at Green Bay	18,489
O-21	L	24-26	at NY Giants	28,656
O-28	L	23-27	Washington	20,437
N-04	W	34-13	at Pittsburgh	19,649
N-11	L	17-20	at Cleveland	36,571
N-18	L	10-28	Detroit	25,350
N-25	L	13-17	Pittsburgh	15,537
D-02	W	35-21	at Washington	23,738
D-09	L	7-23	New York Giants	19,322
D-16	L	9-24	Cleveland	16,263

## 1950

Record: 6-6 T-3rd in American  
Head Coach: Greasy Neale

Date	W/L	Score	Opponent	Att.
S-16	L	10-35	Cleveland	71,237
S-24	W	45-7	at Chi. Cardinals	24,914
O-07	W	56-20	Los Angeles	24,134
O-15	W	24-14	at Baltimore	14,413
O-22	W	17-10	at Pittsburgh	35,662
O-29	W	35-3	Washington	33,707
N-05	L	7-9	Pittsburgh	24,629
N-12	W	33-0	at Washington	29,407
N-19	L	10-14	Chi. Cardinals	28,368
N-26	L	3-7	at NY Giants	24,093
D-03	L	7-13	at Cleveland	37,490
D-10	L	7-9	New York Giants	26,440

## 1949 NFL CHAMPIONS

Record: 11-1 1st in Eastern  
Head Coach: Greasy Neale

Date	W/L	Score	Opponent	Att.
S-22	W	7-0	at NY Bulldogs	4,355
O-03	W	22-14	at Detroit	20,163
O-08	W	28-3	Chi. Cardinals	33,716
O-16	L	21-38	at Chicago Bears	47,248
O-23	W	49-14	Washington	28,602
O-30	W	38-7	at Pittsburgh	37,840
N-06	W	38-14	LA Rams	38,230
N-13	W	44-21	at Washington	31,170
N-20	W	42-0	NY Bulldogs	22,165
N-27	W	34-17	Pittsburgh	22,191
D-04	W	24-3	at NY Giants	25,446
D-11	W	17-3	New York Giants	21,022
<b>NFL CHAMPIONSHIP</b>				
D-18	W	14-0	at LA Rams	22,245

## 1948 NFL CHAMPIONS

Record: 9-2-1 1st in Eastern  
Head Coach: Greasy Neale

Date	W/L	Score	Opponent	Att.
S-24	L	14-21	at Chi. Cardinals	24,159
O-03	T	28-28	at LA Rams	24,597
O-10	W	45-0	New York Giants	22,804
O-17	W	45-0	at Washington	35,580
O-24	W	12-7	Chicago Bears	36,227
O-31	W	34-7	at Pittsburgh	32,859
N-07	W	35-14	at NY Giants	24,983
N-14	W	45-0	Boston Yanks	22,958
N-21	W	42-21	Washington	36,254
N-28	W	17-0	Pittsburgh	22,001
D-05	L	14-37	at Boston	9,652
D-12	W	45-21	Detroit	15,322
<b>NFL CHAMPIONSHIP</b>				
D-19	W	7-0	Chicago Cardinals	28,864

## 1947

Record: 8-4 1st in Eastern  
Head Coach: Greasy Neale

Date	W/L	Score	Opponent	Att.
S-28	W	45-42	Washington	35,406
O-05	W	23-0	NY Giants	29,823
O-12	L	7-40	at Chicago Bears	34,338
O-19	L	24-35	at Pittsburgh	33,538
O-26	W	14-7	LA Rams	36,364
N-02	W	38-14	at Washington	36,591
N-09	W	41-24	at NY Giants	29,016
N-16	W	32-0	Boston Yanks	26,498
N-23	L	14-21	at Boston Yanks	15,628
N-30	W	21-0	Pittsburgh	37,218
D-07	L	21-45	Chicago Cardinals	32,322
D-14	W	28-14	Green Bay	24,216
<b>NFC DIVISIONAL PLAYOFF</b>				
D-21	W	21-0	at Pittsburgh	35,729
<b>NFL CHAMPIONSHIP</b>				
D-28	L	21-28	at Chicago Cardinals	30,759

## 1946

Record: 6-5 2nd in Eastern  
Head Coach: Greasy Neale

Date	W/L	Score	Opponent	Att.
S-29	W	25-14	at LA Rams	30,500
O-06	W	49-25	Boston Yanks	33,986
O-13	L	7-19	Green Bay	36,127
O-20	L	14-21	at Chicago Bears	41,221
O-27	W	28-24	at Washington	33,691
N-03	W	24-14	NY Giants	40,059
N-10	L	17-45	at NY Giants	60,874
N-17	L	7-10	at Pittsburgh	38,882
N-24	L	10-27	Washington	36,633
D-01	W	10-7	Pittsburgh	29,943
D-08	W	40-14	at Boston Yanks	29,555

## 1945

Record: 7-3 2nd in Eastern  
Head Coach: Greasy Neale

Date	W/L	Score	Opponent	Att.
O-07	W	21-6	Chicago Cardinals	25,581
O-14	L	24-28	at Detroit	22,580
O-21	L	14-24	at Washington	35,550
O-28	W	28-14	Cleveland Rams	38,149
N-04	W	45-3	at Pittsburgh	23,018
N-11	W	38-17	NY Giants	30,047
N-18	W	30-6	Pittsburgh	23,838
N-24	W	16-0	Washington	37,306
D-02	L	21-28	at NY Giants	45,372
D-09	W	35-7	Boston Yanks	27,905

# YEAR-BY-YEAR RESULTS



## 1944

Record: 7-1-2 2nd in Eastern  
Head Coach: Greasy Neale

Date	W/L	Score	Opponent	Att.
S-26	W	28-7	at Boston Yanks	25,061
O-08	T	31-31	Washington	32,549
O-22	W	38-0	Boston Yanks	24,638
O-29	W	24-17	at NY Giants	42,639
N-05	W	21-7	at Brooklyn Dodgers	15,289
N-12	T	21-21	NY Giants	33,248
N-19	W	37-7	at Washington	35,540
N-26	L	7-28	Chicago Bears	34,035
D-03	W	34-0	Brooklyn Dodgers	13,467
D-10	W	26-13	Cleveland Rams	24,123

## 1943 "STEAGLES"

Record: 5-4-1 3rd in Eastern  
Greasy Neale & Walt Kiesling

Date	W/L	Score	Opponent	Att.
O-02	W	17-0	Brooklyn Dodgers	11,131
O-09	W	28-14	NY Giants	15,340
O-17	L	21-48	at Chicago Bears	21,744
O-24	L	14-42	at NY Giants	42,681
O-31	W	34-13	Chi. Cardinals (Pitt)	16,351
N-07	T	14-14	Washington	28,893
N-14	L	7-13	at Brooklyn Dodgers	7,614
N-21	W	35-34	Detroit (Pitt.)	23,338
N-28	W	27-14	at Washington	35,826
D-05	L	28-38	Green Bay	34,294

## 1942

Record: 2-9 5th in Eastern  
Head Coach: Greasy Neale

Date	W/L	Score	Opponent	Att.
S-13	W	24-14	at Pittsburgh	13,349
S-20	L	14-24	at Cleveland Rams (Akron, OH)	6,434
S-27	L	14-35	Brooklyn Dodgers (Buffalo, NY)	5,286
O-04	L	10-14	Washington	15,500
O-11	L	17-35	at NY Giants	28,264
O-18	L	0-14	Pittsburgh	12,500
O-25	L	14-45	at Chicago Bears	15,372
N-01	L	27-30	at Washington	32,658
N-08	L	0-14	NY Giants	13,600
N-15	W	14-7	at Brooklyn Dodgers	3,858
N-29	L	0-7	Green Bay	13,700

## 1941

Record: 2-8-1 4th in Eastern  
Head Coach: Greasy Neale

Date	W/L	Score	Opponent	Att.
S-13	L	0-24	NY Giants	25,478
S-21	W	10-7	at Pittsburgh	12,893
S-27	L	13-24	Brooklyn Dodgers	16,341
O-12	L	0-16	at NY Giants	30,842
O-19	L	17-21	Washington	19,071
O-26	W	21-14	Chicago Cardinals	12,683
N-02	L	6-15	at Brooklyn Dodgers	15,899
N-09	T	7-7	Pittsburgh	15,601
N-16	L	17-21	at Detroit	16,306
N-30	L	14-49	Chicago Bears	32,608
D-07	L	14-20	at Washington	27,102

## 1940

Record: 1-10 5th in Eastern  
Head Coach: Bert Bell

Date	W/L	Score	Opponent	Att.
S-15	L	20-27	at Green Bay	11,657
S-22	L	13-21	at Cleveland Rams	15,941
S-28	L	14-20	NY Giants	26,431
O-04	L	17-30	at Brooklyn Dodgers	24,008
O-13	L	7-17	at NY Giants	30,317
O-20	L	17-34	Washington	25,062
O-26	L	7-21	Brooklyn Dodgers	6,500
N-10	L	3-7	at Pittsburgh	9,556
N-17	L	0-21	Detroit	6,327
N-28	W	7-0	Pittsburgh	4,200
D-01	L	6-13	at Washington	25,838

## 1939

Record: 1-9-1 T-4th in Eastern  
Head Coach: Bert Bell

Date	W/L	Score	Opponent	Att.
S-17	L	0-7	Washington	33,258
S-24	L	3-13	NY Giants	30,600
O-01	T	0-0	Brooklyn Dodgers	1,880
O-15	L	10-27	at NY Giants	34,471
O-22	L	14-23	at Brooklyn Dodgers	13,057
N-05	L	6-7	at Washington	20,444
N-12	L	16-23	Green Bay	23,000
N-19	L	14-27	at Chicago Bears	21,398
N-23	W	17-14	Pittsburgh	20,000
N-26	L	12-24	at Pittsburgh	8,788
D-03	L	13-35	at Cleveland Rams (Col. Springs, CO)	9,189

## 1938

Record: 5-6 4th in Eastern  
Head Coach: Bert Bell

Date	W/L	Score	Opponent	Att.
S-11	L	23-26	Washington	20,000
S-16	W	27-7	at Pittsburgh (Buffalo, NY)	19,749
S-25	W	14-10	NY Giants	20,000
O-02	L	6-28	Chicago Bears	NA
O-16	L	7-17	at NY Giants	33,187
O-23	L	14-20	at Washington	3,000
O-26	W	7-0	at Chicago Cardinals (Erie, PA)	15,000
N-06	L	7-10	Brooklyn Dodgers	12,000
N-13	L	14-32	at Brooklyn Dodgers	13,052
N-20	W	14-7	Pittsburgh Pirates (Charleston, WV)	6,500
D-04	W	21-7	at Detroit	19,000

## 1937

Record: 2-8-1 5th in Eastern  
Head Coach: Bert Bell

Date	W/L	Score	Opponent	Att.
S-05	L	14-27	at Pittsburgh	8,588
S-10	L	7-13	Brooklyn Dodgers	5,221
S-21	L	3-21	Cleveland Rams	3,107
S-28	T	6-6	Chicago Cardinals	3,912
O-03	L	7-16	NY Giants	4,878
O-10	W	14-0	at Washington	7,320
O-17	L	0-21	at NY Giants	20,089
O-24	L	7-10	Washington	6,580
O-31	L	7-16	at Pittsburgh Pirates	2,772
N-07	W	14-10	at Brooklyn Dodgers	8,373
N-14	L	7-37	at Green Bay	13,340

## 1936

Record: 1-11 5th in Eastern  
Head Coach: Bert Bell

Date	W/L	Score	Opponent	Att.
S-13	W	10-7	NY Giants	20,000
S-20	L	3-26	Boston Redskins	20,000
S-27	L	0-17	Chicago Bears	25,000
O-04	L	0-18	at Brooklyn Dodgers	NA
O-11	L	0-23	Detroit	15,000
O-14	L	0-17	at Pittsburgh	10,042
O-18	L	7-17	at Boston Redskins	4,000
O-25	L	17-21	at NY Giants	15,000
N-05	L	0-6	Pittsburgh (Johnstown, PA)	NA
N-08	L	0-13	at Chicago Cardinals	1,500
N-22	L	7-28	Chicago Bears	NA
N-29	L	7-13	Brooklyn Dodgers	NA

## 1935

Record: 2-9 5th in Eastern  
Head Coach: Lud Wray

Date	W/L	Score	Opponent	Att.
S-13	L	7-17	Pittsburgh	NA
S-20	L	0-35	at Detroit	12,000
O-09	W	17-6	at Pittsburgh	6,271
O-13	L	0-39	Chicago Bears	NA
O-27	L	6-17	at Brooklyn Dodgers	NA
N-03	W	7-6	at Boston Redskins	10,000
N-05	L	0-3	Brooklyn Dodgers	NA
N-10	L	3-12	at Chicago Cardinals	6,000
N-24	L	0-10	at NY Giants	NA
D-01	L	14-21	NY Giants	NA
D-08	L	6-13	Green Bay	4,000

## 1934

Record: 4-7 T-3rd in Eastern  
Head Coach: Lud Wray

Date	W/L	Score	Opponent	Att.
S-16	L	6-19	at Green Bay	5,000
S-26	W	17-0	at Pittsburgh	NA
O-07	L	7-9	Pittsburgh	NA
O-14	L	0-10	Detroit	9,860
O-21	L	0-6	at Boston Redskins	10,344
O-28	L	0-17	at NY Giants	NA
N-06	W	64-0	Cincinnati Reds	NA
N-11	L	7-10	Brooklyn Dodgers	NA
N-18	L	7-14	Boston Redskins	8,500
N-25	W	13-0	at Brooklyn Dodgers	NA
D-03	W	6-0	NY Giants	12,471

## 1933

Record: 3-5-1 4th in Eastern  
Head Coach: Lud Wray

Date	W/L	Score	Opponent	Att.
O-15	L	0-56	at NY Giants	NA
O-18	L	0-25	Portsmouth Spartans	1,750
O-29	L	9-35	at Green Bay	3,007
N-05	W	6-0	at Cincinnati Reds	NA
N-12	T	3-3	Chicago Bears	17,850
N-19	W	25-6	Pittsburgh	6,000
N-26	W	20-3	Cincinnati Reds	NA
D-03	L	0-10	Green Bay	9,500
D-10	L	14-20	NY Giants	18,000

# ALL-TIME PRESEASON RESULTS



## 2017 (2-2)

A10 at Green Bay	L, 9-24
A17 Buffalo	W, 20-16
A24 Miami	W, 38-31
A31 at NY Jets	L, 10-16

## 2016 (4-0)

A11 Tampa Bay	W, 17-9
A18 at Pittsburgh	W, 17-0
A27 at Indianapolis	W, 33-23
S1 NY Jets	W, 14-6

## 2015 (3-1)

A16 Indianapolis	W, 36-10
A22 Baltimore	W, 40-17
A29 at Green Bay	W, 39-26
S3 at NY Jets	L, 18-24

## 2014 (2-2)

A8 at Chicago	L, 28-34
A15 at New England	L, 35-42
A21 Pittsburgh	W, 31-21
A28 NY Jets	W, 37-7

## 2013 (2-2)

A9 New England	L, 22-31
A15 Carolina	W, 14-9
A24 at Jacksonville	W, 31-24
A29 at NY Jets	L, 20-27

## 2012 (4-0)

A9 Pittsburgh	W, 24-23
A20 at New England	W, 27-17
A24 at Cleveland	W, 27-10
A30 NY Jets	W, 28-10

## 2011 (3-1)

A11 Baltimore	W, 13-6
A18 at Pittsburgh	L, 14-24
A25 Cleveland	W, 24-14
S1 at NY Jets	W, 24-14

## 2010 (2-2)

A13 Jacksonville	W, 28-27
A20 at Cincinnati	L, 9-22
A27 at Kansas City	W, 20-17
S2 NY Jets	L, 17-21

## 2009 (1-3)

A13 New England	L, 25-27
A20 at Indianapolis	L, 15-23
A27 Jacksonville	W, 33-32
S3 at NY Jets	L, 27-38

## 2008 (2-2)

A8 at Pittsburgh	L, 10-16
A14 Carolina	W, 24-13
A22 at New England	W, 27-17
A28 NY Jets	L, 20-27

## 2007 (1-3)

A13 at Baltimore	L, 3-29
A17 Carolina	W, 27-10
A26 at Pittsburgh	L, 13-27
A30 NY Jets	L, 11-13

## 2006 (2-3)

A6 Oakland	L, 10-16
(at Canton, OH)	
A10 Cleveland	W, 20-7
A17 at Baltimore	L, 10-20
A25 Pittsburgh	W, 16-7
S1 at NY Jets	L, 17-20

## 2005 (2-2)

A15 at Pittsburgh	L, 31-38
A20 at Baltimore	W, 20-14
A26 Cincinnati	W, 27-17
S1 NY Jets	L, 14-37

## 2004 (1-3)

A13 at New England	L, 6-24
A20 Baltimore	W, 26-17
A26 Pittsburgh	L, 21-27
S3 at NY Jets	L, 27-28

## 2003 (2-2)

A11 at New Orleans	W, 27-17
A16 at Pittsburgh	W, 21-16
A22 New England	L, 12-24
A28 NY Jets	L, 9-17

## 2002 (1-3)

A10 Green Bay	W, 20-13
A17 at New England	L, 15-16
A23 Baltimore	L, 12-13
A30 at NY Jets	L, 16-23

## 2001 (2-1)

A13 Baltimore	Canceled
A18 at Buffalo	L, 3-6
A23 at Tennessee	W, 20-14
A30 NY Jets	W, 13-12

## 2000 (1-3)

J30 at Cleveland	L 22-33
A5 at Baltimore	L 13-16
A18 Tennessee	W, 34-32
A24 Buffalo	L, 12-16

## 1999 (1-3)

A 12 Baltimore	L, 7-10
A 20 at NY Jets	L, 9-10
A 26 at Minnesota	L, 13-17
S 2 Cleveland	W, 30-17

## 1998 (1-3)

A6 NY Jets	L, 15-29
A14 Pittsburgh	W, 21-17
A24 at Baltimore	L, 6-23
A29 at New England	L, 7-24

## 1997 (1-3)

A2 at NY Jets	L, 17-31
A11 at Pittsburgh	L, 26-42
A16 Baltimore	W, 24-13
A21 New England	L, 14-28

## 1996 (2-2)

A3 at Baltimore	L, 9-17
A8 NY Jets	W, 30-16
A18 at New England	L, 10-37
A23 Pittsburgh	W, 20-19

## 1995 (4-0)

A5 Atlanta	W, 25-17
A12 NY Jets	W, 13-10
(at Jackson, MS)	
A17 New England	W, 31-7
A24 at Pittsburgh	W, 16-6

## 1994 (1-3)

A5 at Chicago	L, 6-12
A13 NY Jets	L, 24-34
A20 Cincinnati	W, 17-7
A26 at Atlanta	L, 12-20

## 1993 (3-2)

A1 New Orleans	L, 16-28
(at Tokyo, Japan)	
A8 Chicago	W, 13-9
A13 at NY Jets	W, 24-13
A21 Atlanta	W, 37-20
A27 at Cincinnati	L, 3-23

## 1992 (2-3)

A1 NY Jets	L, 14-41
(at Canton, OH)	
A8 at Pittsburgh	W, 35-33
A15 Cincinnati	W, 27-17
A23 at Atlanta	L, 10-20
A27 NY Jets	L, 13-22

# ALL-TIME PRESEASON RESULTS



## 1991 (4-1)

J28	Buffalo	L, 13-17
	(at London, England)	
A3	at NY Jets	W, 24-10
A10	at Cincinnati	W, 29-24
A17	Pittsburgh	W, 21-20
A23	Indianapolis	W, 23-21

## 1990 (2-2)

A11	NY Jets	L, 6-17
A18	Miami	W 23-14
A27	at Indianapolis	W, 17-16
S1	at Pittsburgh	L, 10-20

## 1989 (4-1)

A6	Cleveland	W, 17-13
	(at London, England)	
A12	Atlanta	W, 23-17
A20	NY Jets	L, 10-19
	(at Raleigh, NC)	
A26	Pittsburgh	W, 38-14
S2	at Miami	W 20-10

## 1988 (2-2)

A6	NY Jets	W, 23-12
A14	at Pittsburgh	L, 16-21
A20	New England	L, 21-24
A25	at Detroit	W, 27-9

## 1987 (1-3)

A15	at NY Jets	L, 10-13
A23	at New England	W, 19-13
A29	Miami	L, 3-35
S3	Detroit	L, 3-36

## 1986 (1-3)

A8	at Detroit	W, 17-9
A16	at San Diego	L, 38-45
A23	Miami	L, 15-20
A28	NY Jets	L, 30-37

## 1985 (3-1)

A10	at NY Jets	W, 37-17
A17	at Cleveland	L, 14-28
A23	LA Rams	W, 14-12
	(at Columbus, OH)	
A29	Detroit	W, 20-16

## 1984 (2-2)

A4	at Detroit	L, 14-17
A11	at Pittsburgh	L, 17-20
A18	at Minnesota	W, 31-10
A23	Cleveland	W, 20-19

## 1983 (3-1)

A5	Detroit	W, 21-17
A13	at San Diego	W, 21-20
A20	at Green Bay	W, 27-14
A25	Pittsburgh	L, 3-10

## 1982 (1-3)

A14	at Tampa Bay	L, 7-35
A20	New England	W, 14-7
A27	at Atlanta	L, 21-24
S4	at Pittsburgh	L, 24-27

## 1981 (2-2)

A6	at Houston	L, 10-13
A15	Pittsburgh	W, 36-20
A23	New Orleans	W, 37-7
	(at Syracuse, NY)	
A29	at NY Jets	L, 3-14

## 1980 (3-1)

A9	at Buffalo	W, 24-9
A15	NY Jets	W, 28-13
A24	at New England	W, 23-17
A30	at Oakland	L, 23-24

## 1979 (1-3)

A3	at Baltimore	L, 14-17
A9	at Kansas City	L, 21-24
A17	Baltimore	W, 31-17
A24	at Miami	L, 13-14

## 1978 (4-1)

J29	Miami	W, 17-3
	(at Canton, OH)	
A5	New Orleans	L, 7-14
	(at Mexico City)	
A14	at Houston	W, 28-10
A19	at Atlanta	W, 24-7
A25	NY Jets	W, 14-0

## 1977 (3-3)

A5	at NY Jets	W, 21-3
A13	at LA Rams	L, 3-20
A22	New England	W, 21-10
A28	Denver	W, 28-24
S2	at Pittsburgh	L, 13-21
S9	at Green Bay	L, 16-24

## 1976 (0-6)

J31	at San Diego	L, 7-20
A9	Pittsburgh	L, 7-14
A14	at Miami	L, 16-24
A23	Cleveland	L, 17-21
A28	at Minnesota	L, 16-20
S5	at New England	L, 7-20

# ALL-TIME PLAYOFF RESULTS



<u>Date</u>	<u>Playoff</u>	<u>Opponent</u>	<u>Result</u>	<u>Site</u>	<u>Attendance</u>	<u>Head Coach</u>
Sun., Dec. 21, 1947	NFL Divisional	Pittsburgh Steelers	W 21-0	Pittsburgh	35,729	Greasy Neale
Sun., Dec. 28, 1947	NFL Championship	Chicago Cardinals	L 21-28	Chicago	30,759	Greasy Neale
Sun., Dec. 19, 1948	NFL Championship	Chicago Cardinals	W 7-0	Philadelphia	36,309	Greasy Neale
Sun., Dec. 18, 1949	NFL Championship	Los Angeles Rams	W 14-0	Los Angeles	27,980	Greasy Neale
Mon., Dec. 26, 1960	NFL Championship	Green Bay Packers	W 17-13	Philadelphia	67,325	Buck Shaw
Sun., Dec. 24, 1978	NFC Wild Card	Atlanta Falcons	L 13-14	Atlanta	49,447	Dick Vermeil
Sun., Dec. 23, 1979	NFC Wild Card	Chicago Bears	W 27-17	Philadelphia	69,397	Dick Vermeil
Sat., Dec. 29, 1979	NFC Divisional	Tampa Bay Buccaneers	L 17-24	Tampa Bay	71,402	Dick Vermeil
Sat., Jan. 3, 1981	NFC Divisional	Minnesota Vikings	W 31-16	Philadelphia	68,434	Dick Vermeil
Sun., Jan. 11, 1981	NFC Championship	Dallas Cowboys	W 20-7	Philadelphia	70,696	Dick Vermeil
Sun., Jan. 25, 1981	Super Bowl 15	Oakland Raiders	L 10-27	New Orleans	75,500	Dick Vermeil
Sun., Dec. 27, 1981	NFC Wild Card	New York Giants	L 21-27	Philadelphia	71,611	Dick Vermeil
Sat., Dec. 31, 1988	NFC Divisional	Chicago Bears	L 12-20	Chicago	65,534	Buddy Ryan
Sun., Dec. 31, 1989	NFC Wild Card	Los Angeles Rams	L 7-21	Philadelphia	57,869	Buddy Ryan
Sun., Jan. 5, 1991	NFC Wild Card	Washington Redskins	L 6-20	Philadelphia	65,287	Buddy Ryan
Sun., Jan. 3, 1993	NFC Wild Card	New Orleans Saints	W 36-20	New Orleans	68,893	Rich Kotite
Sun., Jan. 10, 1993	NFC Divisional	Dallas Cowboys	L 10-34	Dallas	63,721	Rich Kotite
Sat., Dec. 30, 1995	NFC Wild Card	Detroit Lions	W 58-37	Philadelphia	66,099	Ray Rhodes
Sun., Jan. 7, 1996	NFC Divisional	Dallas Cowboys	L 11-30	Dallas	64,371	Ray Rhodes
Sun., Dec. 29, 1996	NFC Wild Card	San Francisco 49ers	L 0-14	San Francisco	56,460	Ray Rhodes
Sun., Dec. 31, 2000	NFC Wild Card	Tampa Bay Buccaneers	W 21-3	Philadelphia	65,813	Andy Reid
Sun., Jan. 7, 2001	NFC Divisional	New York Giants	L 10-20	New York	78,765	Andy Reid
Sat., Jan. 12, 2002	NFC Wild Card	Tampa Bay Buccaneers	W 31-9	Philadelphia	65,847	Andy Reid
Sat., Jan. 19, 2002	NFC Divisional	Chicago Bears	W 33-19	Chicago	66,944	Andy Reid
Sun., Jan. 27, 2002	NFC Championship	St. Louis Rams	L 24-29	St. Louis	66,502	Andy Reid
Sat., Jan. 11, 2003	NFC Divisional	Atlanta Falcons	W 20-6	Philadelphia	66,452	Andy Reid
Sun., Jan. 19, 2003	NFC Championship	Tampa Bay Buccaneers	L 10-27	Philadelphia	66,713	Andy Reid
Sun., Jan. 11, 2004	NFC Divisional	Green Bay Packers	W 20-17 ot	Philadelphia	67,707	Andy Reid
Sun., Jan. 18, 2004	NFC Championship	Carolina Panthers	L 3-14	Philadelphia	67,862	Andy Reid
Sun., Jan. 16, 2005	NFC Divisional	Minnesota Vikings	W 27-14	Philadelphia	67,722	Andy Reid
Sun., Jan. 23, 2005	NFC Championship	Atlanta Falcons	W 27-10	Philadelphia	67,717	Andy Reid
Sun., Feb. 6, 2005	Super Bowl 39	New England Patriots	L 21-24	Jacksonville	78,125	Andy Reid
Sun., Jan. 7, 2007	NFC Wild Card	New York Giants	W 23-20	Philadelphia	69,094	Andy Reid
Sat., Jan. 13, 2007	NFC Divisional	New Orleans Saints	L 24-27	New Orleans	70,001	Andy Reid
Sun., Jan. 4, 2009	NFC Wild Card	Minnesota Vikings	W 26-14	Minneapolis	61,746	Andy Reid
Sun., Jan. 11, 2009	NFC Divisional	New York Giants	W 23-11	New York	79,193	Andy Reid
Sun., Jan. 18, 2009	NFC Championship	Arizona Cardinals	L 25-32	Glendale	70,650	Andy Reid
Sat., Jan. 9, 2010	NFC Wild Card	Dallas Cowboys	L 14-34	Dallas	92,951	Andy Reid
Sun., Jan. 9, 2011	NFC Wild Card	Green Bay Packers	L 16-21	Philadelphia	69,144	Andy Reid
Sat., Jan. 4, 2014	NFC Wild Card	New Orleans	L 24-26	Philadelphia	69,144	Chip Kelly

# TEAM-BY-TEAM RESULTS



## Arizona Cardinals

Overall: 55-59-5 Home: 28-28-3  
At Lincoln Financial Field: 2-2

Away: 27-31-2 Playoffs: 1-2  
At University of Phoenix Stadium: 0-3

Date	Site	Result	Score	Date	Site	Result	Score	Date	Site	Result	Score
N-10-35	Chi	L	3-12	S-19-65	Phila	W	34-27	N-01-87	StL	W	28-23
N-08-36	Chi	L	0-13	N-28-65	StL	W	28-24	N-22-87	Phila	L	19-31
S-28-37	Phila	T	6-6	S-11-66	StL	L	13-16	N-27-88	Phila	W	31-21
O-26-38	Erie, PA	W	7-0	O-02-66	Phila	L	10-41	D-10-88	Phx	W	23-17
O-26-41	Phila	W	21-14	O-22-67	StL	L	14-48	O-15-89	Phx	W	17-5
O-07-45	Phila	W	21-6	N-03-68	Phila	L	17-45	D-24-89	Phila	W	31-14
D-07-47	Phila	L	21-45	N-23-69	StL	W	34-30	S-16-90	Phila	L	21-23
D-28-47	c Chi	L	21-28	O-18-70	Phila	L	20-35	D-29-90	Phx	W	23-21
S-24-48	Chi	L	14-21	N-29-70	StL	L	14-23	S-08-91	Phila	L	10-26
D-19-48	c Phila	W	7-0	N-21-71	StL	W	37-20	N-24-91	Phx	W	34-14
O-08-49	Phila	W	28-3	D-12-71	Phila	W	19-7	S-13-92	Phx	W	31-14
S-24-50	Chi	W	45-7	N-05-72	Phila	T	6-6	O-25-92	Phila	W	7-3
N-19-50	Phila	L	10-14	D-17-72	StL	L	23-24	S-05-93	Phila	W	23-17
S-30-51	Chi	W	17-14	S-16-73	Phila	L	23-34	N-07-93	Phx	L	3-16
N-16-52	Phila	W	10-7	O-14-73	StL	W	27-24	N-06-94	Phila	W	17-7
N-30-52	Chi	L	22-28	S-15-74	StL	L	3-7	N-20-94	Arz	L	6-12
O-25-53	Chi	W	56-17	N-17-74	Phila	L	3-13	S-10-95	Arz	W	31-19
N-21-53	Phila	W	38-0	O-19-75	StL	L	20-31	D-17-95	Phila	W	21-20
O-03-54	Chi	W	35-16	N-09-75	Phila	L	23-24	N-24-96	Arz	L	30-36
N-07-54	Phila	W	30-14	O-10-76	StL	L	14-33	D-22-96	Phila	W	29-19
O-23-55	Chi	T	24-24	N-07-76	Phila	L	14-17	O-19-97	Phila	W (OT)	13-10
D-04-55	Phila	W	27-3	O-16-77	Phila	L	17-21	N-02-97	Arz	L	21-31
O-21-56	Phila	L	6-20	N-20-77	StL	L	16-21	S-20-98	Arz	L	3-17
N-04-56	Chi	L	17-28	O-29-78	Phila	L	10-16	D-13-98	Phila	L (OT)	17-20
N-03-57	Chi	W	38-21	N-26-78	StL	W	14-10	S-12-99	Phila	L	24-25
D-14-57	Phila	L	27-31	O-14-79	StL	W	24-20	D-05-99	Arz	L	17-21
N-02-58	Chi	T	21-21	N-18-79	Phila	W	16-13	O-15-00	Arz	W	33-14
N-16-58	Phila	W	49-21	S-28-80	StL	L	14-24	N-19-00	Phila	W	34-9
O-25-59	Minn	W	28-24	D-14-80	Phila	W	17-3	O-07-01	Phila	L	20-21
N-15-59	Phila	W	27-17	N-08-81	StL	W	52-10	N-04-01	Arz	W	21-7
O-09-60	Phila	W	31-27	D-20-81	Phila	W	38-0	N-17-02	Phila	W	38-14
D-04-60	StL	W	20-6	D-05-82	Phila	L	20-23	D-24-05	Arz	L	21-27
O-01-61	Phila	L	27-30	S-25-83	Phila	L	11-14	N-27-08	Phila	W	48-20
O-15-61	StL	W	20-7	D-18-83	StL	L	7-31	J-18-09	c Arz	L	25-32
S-16-62	Phila	L	21-27	O-28-84	Phila	L	14-34	N-13-11	Phila	L	17-21
D-16-62	StL	L	35-45	N-25-84	StL	L	16-17	S-23-12	Arz	L	6-27
S-22-63	Phila	L	24-28	O-13-85	Phila	W	30-7	D-01-13	Phila	W	24-21
D-08-63	StL	L	14-38	N-17-85	StL	W	24-14	O-26-14	Arz	L	20-24
N-22-64	Phila	L	13-38	N-02-86	StL	L	10-13	D-20-15	Phila	L	17-40
D-13-64	StL	L	34-36	D-07-86	Phila	T	(OT) 10-10				


Note: franchise in Chicago prior to 1960 and St. Louis from 1960-87; changed its name from Phoenix to Arizona in 1994.  
c - NFL Championship in 1947 and 1948, NFC Championship in 2009

# TEAM-BY-TEAM RESULTS



 <b>Atlanta Falcons</b>				Overall: 18-14-1 At Lincoln Financial Field: 5-1	Home: 10-6-1	Away: 8-8-0 At Georgia Dome: 3-6	Playoffs: 2-1				
<u>Date</u>	<u>Site</u>	<u>Result</u>	<u>Score</u>	<u>Date</u>	<u>Site</u>	<u>Result</u>	<u>Score</u>	<u>Date</u>	<u>Site</u>	<u>Result</u>	<u>Score</u>
S-18-66	Phila	W	23-10	D-16-84	Atl	L	10-26	N-02-03	Atl	W	23-16
O-08-67	Atl	W	38-7	N-10-85	Phila	W (OT)	23-17	J-23-05	c Phila	W	27-10
D-14-69	Phila	L	3-27	O-05-86	Atl	W	16-0	S-12-05	Atl	L	10-14
N-15-70	Phila	T	13-13	O-30-88	Phila	L	24-27	D-31-06	Phila	W	24-17
N-11-73	Phila	L	27-44	N-18-90	Atl	W	24-23	O-26-08	Phila	W	27-14
O-03-76	Atl	W	14-13	N-27-94	Atl	L	21-28	D-6-09	Atl	W	34-7
D-24-78	w Atl	L	13-14	S-22-96	Atl	W	33-18	O-17-10	Phila	W	31-17
S-10-79	Phila	L	10-14	D-14-97	Atl	L	17-20	S-18-11	Atl	L	31-35
D-07-80	Phila	L	17-20	S-13-98	Atl	L	12-17	O-28-12	Phila	L	17-30
O-05-81	Phila	W	16-13	O-01-00	Phila	W	38-10	S-14-15	Atl	L	24-26
O-02-83	Atl	W	28-24	J-11-03	d Phila	W	20-6	N-13-16	Phila	W	24-15


 <b>Baltimore Ravens</b>				Overall: 2-2-1 At Lincoln Financial Field: 2-0	Home: 2-0-0	Away: 0-2-1 At M&T Bank Stadium: 0-2	Playoffs: 0-0				
<u>Date</u>	<u>Site</u>	<u>Result</u>	<u>Score</u>	<u>Date</u>	<u>Site</u>	<u>Result</u>	<u>Score</u>	<u>Date</u>	<u>Site</u>	<u>Result</u>	<u>Score</u>
N-16-97	Bal	T (OT)	10-10	N-23-08	Bal	L	7-36	D-18-16	Bal	L	26-27
O-31-04	Phila	W	15-10	S-16-12	Phila	W	24-23				

 <b>Buffalo Bills</b>				Overall: 7-6-0 At Lincoln Financial Field: 2-0	Home: 4-2-0	Away: 3-4-0 At New Era Field: 3-4	Playoffs: 0-0				
<u>Date</u>	<u>Site</u>	<u>Result</u>	<u>Score</u>	<u>Date</u>	<u>Site</u>	<u>Result</u>	<u>Score</u>	<u>Date</u>	<u>Site</u>	<u>Result</u>	<u>Score</u>
O-07-73	Buf	L	26-27	D-02-90	Buf	L	23-30	D-30-07	Phila	W	17-9
S-17-81	Buf	W	20-14	D-12-93	Phila	L	7-10	O-09-11	Buf	L	24-31
O-07-84	Buf	W	27-17	N-10-96	Phila	L	17-24	D-13-15	Phila	W	23-20
O-27-85	Phila	W	21-17	S-26-99	Buf	L	0-26				
D-27-87	Phila	W	17-7	S-28-03	Buf	W	23-13				

 <b>Carolina Panthers</b>				Overall: 6-4-0 At Lincoln Financial Field: 3-2	Home: 4-2-0	Away: 2-2-0 At Bank of America Stadium: 2-2	Playoffs: 0-1				
<u>Date</u>	<u>Site</u>	<u>Result</u>	<u>Score</u>	<u>Date</u>	<u>Site</u>	<u>Result</u>	<u>Score</u>	<u>Date</u>	<u>Site</u>	<u>Result</u>	<u>Score</u>
O-27-96	Phila	W	20-9	O-17-04	Phila	W	30-8	N-10-14	Phila	W	45-21
N-07-99	Car	L	7-33	D-04-06	Phila	W	27-24	O-25-15	Car	L	16-27
N-30-03	Car	W	25-16	S-13-09	Car	W	38-10				
J-18-04	c Phila	L	3-14	N-26-12	Phila	L	22-30				

# TEAM-BY-TEAM RESULTS



 <b>Chicago Bears</b>				<b>Overall: 13-30-1</b>				<b>Home: 7-13-1</b>		<b>Away: 6-17-0</b>		<b>Playoffs: 2-1</b>	
				<b>At Lincoln Financial Field: 1-2</b>				<b>At Soldier Field: 5-8</b>					
<u>Date</u>	<u>Site</u>	<u>Result</u>	<u>Score</u>	<u>Date</u>	<u>Site</u>	<u>Result</u>	<u>Score</u>	<u>Date</u>	<u>Site</u>	<u>Result</u>	<u>Score</u>		
N-12-33	Phila	T	3-3	N-05-61	Phila	W	16-14	S-12-94	Phila	W	30-22		
O-13-35	Phila	L	0-39	O-27-63	Chi	L	7-16	D-24-95	Chi	L	14-20		
S-27-36	Phila	L	0-17	O-20-68	Phila	L	16-29	O-17-99	Chi	W	20-16		
N-22-36	Phila	L	7-28	S-27-70	Chi	L	16-20	O-22-00	Phila	W	13-9		
O-02-38	Phila	L	6-28	D-10-72	Phila	L	12-21	J-19-02	d Chi	W	33-19		
N-19-39	Chi	L	14-27	S-28-75	Chi	L	13-15	N-03-02	Chi*	W	19-13		
N-30-41	Phila	L	14-49	D-23-79	f Phila	W	27-17	O-03-04	Chi	W	19-9		
O-25-42	Chi	L	14-45	O-26-80	Phila	W	17-14	O-21-07	Phila	L	16-19		
O-17-43	Chi	L	21-48	O-23-83	Phila	L	6-7	S-28-08	Chi	L	20-24		
N-26-44	Phila	L	7-28	N-13-83	Chi	L	14-17	N-22-09	Chi	W	24-20		
O-20-46	Chi	L	14-21	S-14-86	Chi	L	(OT) 10-13	N-28-10	Chi	L	26-31		
O-12-47	Chi	L	7-40	O-04-87	Phila	L	3-35	N-07-11	Phila	L	24-30		
O-24-48	Phila	W	12-7	D-31-88	d Chi	L	12-20	D-22-13	Phila	W	54-11		
O-16-49	Chi	L	21-38	O-02-89	Chi	L	13-27	S-19-16	Chi	W	29-14		
D-11-55	Chi	L	10-17	O-10-93	Phila	L	6-17						

\*Game played in Champaign, IL


 <b>Cincinnati Bengals</b>				<b>Overall: 3-9-1</b>				<b>Home: 3-5-0</b>		<b>Away: 0-4-1</b>		<b>Playoffs: 0-0</b>	
				<b>At Lincoln Financial Field: 0-2</b>				<b>At Paul Brown Stadium: 0-1-1</b>					
<u>Date</u>	<u>Site</u>	<u>Result</u>	<u>Score</u>	<u>Date</u>	<u>Site</u>	<u>Result</u>	<u>Score</u>	<u>Date</u>	<u>Site</u>	<u>Result</u>	<u>Score</u>		
S-19-71	Cin	L	14-37	N-17-91	Phila	W	17-10	N-16-08	Cin	T	(OT) 13-13		
D-07-75	Phila	L	0-31	D-24-94	Cin	L	30-33	D-13-12	Phila	L	13-34		
O-28-79	Cin	L	13-37	N-30-97	Phila	W	44-42	D-4-16	Cin	L	14-32		
N-21-82	Phila	L	14-18	D-24-00	Phila	W	16-7						
S-11-88	Phila	L	24-28	J-02-05	Phila	L	10-38						

 <b>Cleveland Browns</b>				<b>Overall: 17-31-1</b>				<b>Home: 10-13-0</b>		<b>Away: 7-18-1</b>		<b>Playoffs: 0-0</b>	
				<b>At Lincoln Financial Field: 2-0</b>				<b>At Cleveland Browns Stadium: 3-0</b>					
<u>Date</u>	<u>Site</u>	<u>Result</u>	<u>Score</u>	<u>Date</u>	<u>Site</u>	<u>Result</u>	<u>Score</u>	<u>Date</u>	<u>Site</u>	<u>Result</u>	<u>Score</u>		
S-16-50	Phila	L	10-35	D-07-58	Phila	L	14-21	D-17-67	Phila	W	28-24		
D-03-50	Cle	L	7-13	N-08-59	Cle	L	7-28	N-24-68	Cle	L	13-47		
N-11-51	Cle	L	17-20	D-13-59	Phila	L	21-28	S-21-69	Phila	L	20-27		
D-16-51	Phila	L	9-24	S-25-60	Phila	L	24-41	S-24-72	Phila	L	17-27		
O-19-52	Phila	L	7-49	O-23-60	Cle	W	31-29	N-14-76	Cle	L	3-24		
N-23-52	Cle	W	28-20	S-17-61	Phila	W	27-20	N-04-79	Phila	L	19-24		
O-10-53	Cle	L	13-37	N-19-61	Cle	L	24-45	S-19-82	Cle	W	24-21		
D-13-53	Phila	W	42-27	S-30-62	Phila	W	35-7	O-16-88	Cle	L	3-19		
S-26-54	Phila	W	28-10	N-04-62	Cle	T	14-14	N-10-91	Cle	W	32-30		
N-21-54	Cle	L	0-6	O-20-63	Cle	L	7-37	N-13-94	Phila	L	7-26		
O-09-55	Cle	L	17-21	N-03-63	Phila	L	17-23	D-10-00	Cle	W	35-24		
N-13-55	Phila	W	33-17	S-27-64	Phila	L	20-28	O-24-04	Cle	W	(OT) 34-31		
N-18-56	Phila	L	0-16	N-29-64	Cle	L	24-38	D-15-08	Phila	W	30-10		
D-02-56	Cle	L	14-17	O-03-65	Phila	L	17-35	S-9-12	Cle	W	17-16		
O-13-57	Cle	L	7-24	N-07-65	Cle	L	34-38	S-11-16	Phila	W	29-10		
O-20-57	Phila	W	17-7	N-13-66	Cle	L	7-27						
N-23-58	Cle	L	14-28	D-11-66	Phila	W	33-21						




# TEAM-BY-TEAM RESULTS



	<b>Dallas Cowboys</b>	<b>Overall: 51-65-0</b>	<b>Home: 28-28-0</b>	<b>Away: 23-37-0</b>	<b>Playoffs: 1-3</b>
		<b>At Lincoln Financial Field: 6-8</b>		<b>At AT&amp;T Stadium: 5-4</b>	

Date	Site	Result	Score	Date	Site	Result	Score	Date	Site	Result	Score
S-30-60	Dal	W	27-25	O-19-80	Phila	W	17-10	D-20-98	Dal	L	9-13
O-22-61	Dal	W	43-7	D-21-80	Dal	L	27-35	O-10-99	Phila	W	13-10
N-26-61	Phila	W	35-13	J-11-81	c Phila	W	20-7	D-12-99	Dal	L	10-20
O-14-62	Dal	L	19-41	N-01-81	Phila	L	14-17	S-03-00	Dal	W	41-14
N-25-62	Phila	W	28-14	D-13-81	Dal	L	10-21	N-05-00	Phila	W (OT)	16-13
O-06-63	Phila	W	24-21	D-26-82	Dal	W	24-20	S-30-01	Phila	W	40-18
N-17-63	Dal	L	20-27	O-16-83	Dal	L	7-37	N-18-01	Dal	W	36-3
N-15-64	Dal	W	17-14	N-06-83	Phila	L	20-27	S-22-02	Phila	W	44-13
D-06-64	Phila	W	24-14	S-16-84	Dal	L	17-23	D-21-02	Dal	W	27-3
O-10-65	Dal	W	35-24	D-02-84	Phila	L	10-26	O-12-03	Dal	L	21-23
D-05-65	Phila	L	19-21	O-20-85	Phila	W	16-14	D-07-03	Phila	W	36-10
O-09-66	Dal	L	7-56	N-24-85	Dal	L	17-34	N-15-04	Dal	W	49-21
D-06-66	Phila	W	24-23	O-19-86	Phila	L	14-17	D-19-04	Phila	W	12-7
O-29-67	Phila	W	21-14	D-14-86	Dal	W	23-21	O-09-05	Dal	L	10-33
D-10-67	Dal	L	17-38	O-11-87	Dal	L	22-41	N-14-05	Phila	L	20-21
S-29-68	Phila	L	13-45	O-25-87	Phila	W	37-20	O-08-06	Phila	W	38-24
O-13-68	Dal	L	14-34	O-23-88	Phila	W	24-23	D-25-06	Dal	W	23-7
O-05-69	Phila	L	7-38	D-18-88	Dal	W	23-7	N-04-07	Phila	L	17-38
O-19-69	Dal	L	14-49	N-23-89	Dal	W	27-0	D-16-07	Dal	W	10-6
S-20-70	Phila	L	7-17	D-10-89	Phila	W	20-10	S-15-08	Dal	L	37-41
N-01-70	Dal	L	17-21	O-28-90	Dal	W	21-20	D-28-08	Phila	W	44-6
S-26-71	Phila	L	7-42	D-23-90	Phila	W	17-3	N-08-09	Phila	L	16-20
N-14-71	Dal	L	7-20	S-15-91	Dal	W	24-0	J-03-10	Dal	L	0-24
S-17-72	Dal	L	6-28	D-15-91	Phila	L	13-25	J-09-10	w Dal	L	14-34
N-19-72	Phila	L	7-28	O-05-92	Phila	W	31-7	D-12-10	Dal	W	30-27
O-28-73	Phila	W	30-16	N-01-92	Dal	L	10-20	J-02-11	Phila	L	13-14
N-18-73	Dal	L	10-31	J-10-93	d Dal	L	10-34	O-30-11	Phila	W	34-7
S-23-74	Phila	W	13-10	O-31-93	Phila	L	10-23	D-24-11	Dal	W	20-7
O-20-74	Dal	L	24-31	D-06-93	Dal	L	17-23	N-11-11	Phila	L	23-38
O-26-75	Phila	L	17-20	O-16-94	Dal	L	13-24	D-2-12	Dal	L	33-38
N-23-75	Dal	L	17-27	D-04-94	Phila	L	19-31	O-20-13	Phila	L	3-17
S-12-76	Dal	L	7-27	N-06-95	Dal	L	12-34	D-29-13	Dal	W	24-22
D-05-76	Phila	L	7-26	D-10-95	Phila	W	20-17	N-27-14	Dal	W	33-10
O-23-77	Phila	L	10-16	J-07-96	d Dal	L	11-30	D-14-14	Phila	L	27-38
D-04-77	Dal	L	14-24	S-30-96	Phila	L	19-23	S-20-15	Phila	L	10-20
O-22-78	Dal	L	7-14	N-03-96	Dal	W	31-21	N-8-15	Dal	W (OT)	33-27
D-10-78	Phila	L	13-31	S-15-97	Dal	L	20-21	O-30-16	Dal	L (OT)	23-29
N-12-79	Dal	W	31-21	O-26-97	Phila	W	13-12	J-1-17	Phila	W	27-13
D-08-79	Phila	L	17-24	N-02-98	Phila	L	0-34				

	<b>Denver Broncos</b>	<b>Overall: 7-5-0</b>	<b>Home: 5-1-0</b>	<b>Away: 2-4-0</b>	<b>Playoffs: 0-0</b>
		<b>At Lincoln Financial Field: 1-0</b>		<b>At Sports Authority Field at Mile High: 0-2</b>	

Date	Site	Result	Score	Date	Site	Result	Score	Date	Site	Result	Score
O-31-71	Phila	W	17-16	S-21-86	Phila	L	7-33	O-04-98	Den	L	16-41
D-14-75	Den	L	10-25	O-29-89	Den	W	28-24	O-30-05	Den	L	21-49
S-07-80	Phila	W	27-6	S-20-92	Phila	W	30-0	D-27-09	Phila	W	30-27
S-18-83	Den	W	13-10	N-12-95	Phila	W	31-13	S-29-13	Den	L	20-52

# TEAM-BY-TEAM RESULTS



## Detroit Lions

**Overall:** 17-15-2 **Home:** 10-9-0  
**At Lincoln Financial Field:** 2-1

**Away:** 7-6-2  
**At Ford Field:** 2-2

**Playoffs:** 1-0

Date	Site	Result	Score	Date	Site	Result	Score	Date	Site	Result	Score
O-18-33	Phila	L	0-25	D-05-54	Det	T	13-13	D-30-95	w Phila	W	58-37
O-14-34	Phila	L	0-10	N-10-57	Phila	L	16-27	S-15-96	Phila	W	24-17
S-20-35	Det	L	0-35	O-16-60	Phila	W	28-10	N-08-98	Phila	W	10-9
O-11-36	Phila	L	0-23	D-17-61	Det	W	27-24	S-26-04	Det	W	30-13
D-04-38	Det	W	21-7	D-19-65	Phila	L	28-35	S-23-07	Phila	W	56-21
N-17-40	Phila	L	0-21	N-28-68	Det	W	12-0	S-19-10	Det	W	35-32
N-16-41	Det	L	17-21	D-05-71	Det	W	23-20	O-14-12	Phila	L (OT)	23-26
N-21-43	Pit	W	35-34	D-15-74	Phila	W	28-17	D-8-13	Phila	W	34-20
O-14-45	Det	L	24-28	O-02-77	Det	L	13-17	N-26-15	Det	L	14-45
D-12-48	Phila	W	45-21	D-02-79	Phila	W	44-7	O-9-16	Det	L	23-24
O-03-49	Det	W	22-14	N-04-84	Det	T (OT)	23-23				
N-18-51	Phila	L	10-28	N-16-86	Phila	L	11-13				

Note: franchise in Portsmouth prior to 1934 and known as the Spartans



## Green Bay Packers

**Overall:** 16-28-0 **Home:** 11-11-0  
**At Lincoln Financial Field:** 4-3

**Away:** 5-17-0  
**At Lambeau Field:** 5-9

**Playoffs:** 2-1

Date	Site	Result	Score	Date	Site	Result	Score	Date	Site	Result	Score
O-29-33	GB	L	9-35	D-26-60	c Phila	W	17-13	S-07-97	Phila	W	10-9
D-03-33	Phila	L	0-10	N-11-62	Phila	L	0-49	N-29-98	GB	L	16-24
S-16-34	GB	L	6-19	S-15-68	GB	L	13-30	S-17-00	GB	L	3-6
D-08-35	Phila	L	6-13	O-25-70	Mil	L	17-30	N-10-03	GB	W	17-14
N-14-37	Mil	L	7-37	D-01-74	Phila	W	36-14	J-11-04	d Phila	W (OT)	20-17
N-12-39	Phila	L	16-23	O-17-76	GB	L	13-28	D-05-04	Phila	W	47-17
S-15-40	GB	L	20-27	N-05-78	Phila	W	10-3	N-27-05	Phila	W	19-14
N-29-42	Phila	L	0-7	N-25-79	GB	W	21-10	O-02-06	Phila	W	31-9
D-05-43	Phila	L	28-38	O-18-87	GB	L (OT)	10-16	S-09-07	GB	L	13-16
O-13-46	Phila	L	7-19	D-16-90	Phila	W	31-0	S-12-10	Phila	L	20-27
D-14-47	Phila	W	28-14	S-01-91	GB	W	20-3	J-9-11	w Phila	L	16-21
O-14-51	GB	L	24-37	N-15-92	Mil	L	24-27	N-10-13	GB	W	27-13
N-02-52	Mil	L	10-12	S-12-93	GB	W	20-17	N-16-14	GB	L	20-53
O-30-54	Phila	L	14-37	S-18-94	Phila	W	13-7	N-28-16	Phila	L	13-27
O-26-58	GB	L	35-38	S-09-96	GB	L	13-39				



## Houston Texans

**Overall:** 4-0-0 **Home:** 2-0-0  
**At Lincoln Financial Field:** 1-0

**Away:** 2-0-0  
**At NRG Stadium:** 2-0

**Playoffs:** 0-0

Date	Site	Result	Score	Date	Site	Result	Score
S-29-02	Phila	W	35-17	D-02-10	Phila	W	34-24
S-10-06	Hou	W	24-10	N-02-14	Hou	W	31-21



## Indianapolis Colts

**Overall:** 9-10-0 **Home:** 5-5-0  
**At Lincoln Financial Field:** 1-0

**Away:** 4-5-0  
**At Lucas Oil Stadium:** 1-0


**Playoffs:** 0-0

Date	Site	Result	Score	Date	Site	Result	Score	Date	Site	Result	Score
O-15-50	Bal	W	24-14	O-01-78	Bal	W	17-14	N-21-99	Phila	L	17-44
N-15-53	Phila	W	45-14	N-15-81	Phila	W	38-13	N-10-02	Phila	L	13-35
N-21-65	Bal	L	24-34	O-30-83	Phila	L	21-22	N-26-06	Ind	L	21-45
S-24-67	Phila	L	6-38	O-14-84	Phila	W	16-7	N-07-10	Phila	W	26-24
O-13-69	Bal	L	20-24	S-30-90	Phila	L	23-24	S-15-14	Ind	W	30-27
D-06-70	Bal	L	10-29	D-13-93	Ind	W	20-10				
S-29-74	Phila	W	30-10	D-05-96	Ind	L	10-37				


Note: franchise in Baltimore prior to 1984

# TEAM-BY-TEAM RESULTS




	<b>Jacksonville Jaguars</b>			<b>Overall: 2-3-0</b>	<b>Home: 1-1-0</b>	<b>Away: 1-2-0</b>	<b>Playoffs: 0-0</b>
				<b>At Lincoln Financial Field: 0-1</b>			<b>At EverBank Field: 1-2</b>


Date	Site	Result	Score	Date	Site	Result	Score	Date	Site	Result	Score
0-12-97	Jax	L	21-38	0-29-06	Phila	L	6-13	S-7-14	Phila	W	34-17
0-06-02	Jax	L	25-28	S-26-10	Jax	W	28-3				

	<b>Kansas City Chiefs</b>			<b>Overall: 4-3-0</b>	<b>Home: 1-2-0</b>	<b>Away: 3-1-0</b>	<b>Playoffs: 0-0</b>
				<b>At Lincoln Financial Field: 1-1</b>			<b>At Arrowhead Stadium: 3-1</b>

Date	Site	Result	Score	Date	Site	Result	Score	Date	Site	Result	Score
0-22-72	KC	W	21-20	N-29-01	KC	W	23-10	S-19-13	Phila	L	16-26
0-11-92	KC	L	17-24	0-02-05	KC	W	37-31				
S-27-98	Phila	L	21-24	S-27-09	Phila	W	34-14				


	<b>Los Angeles Chargers</b>			<b>Overall: 4-7-0</b>	<b>Home: 3-2-0</b>	<b>Away: 1-5-0</b>	<b>Playoffs: 0-0</b>
				<b>At Lincoln Financial Field: 1-1</b>			<b>At StubHub Center: 0-0</b>

Date	Site	Result	Score	Date	Site	Result	Score	Date	Site	Result	Score
0-06-74	SD	W	13-7	N-05-89	SD	L	17-20	0-23-05	Phila	W	20-17
N-30-80	SD	L	21-22	S-17-95	Phila	L	21-27	N-15-09	SD	L	23-31
D-15-85	SD	L	14-20	0-18-98	SD	L	10-13	S-15-13	Phila	L	30-33
0-26-86	Phila	W	23-7	D-09-01	Phila	W	24-14				

	<b>Los Angeles Rams</b>			<b>Overall: 20-19-1</b>	<b>Home: 15-8-0</b>	<b>Away: 5-11-1</b>	<b>Playoffs: 1-2</b>
				<b>At Lincoln Financial Field: 2-0</b>			<b>At L.A. Memorial Coliseum: 0-5</b>

Date	Site	Result	Score	Date	Site	Result	Score	Date	Site	Result	Score
S-21-37	Phila	L	3-21	S-29-57	LA	L	13-17	S-23-90	LA	W	27-21
D-03-39	Col. Springs,CO	L	13-35	N-22-59	Phila	W	23-20	0-29-95	Phila	W	20-9
S-22-40	Clev	L	13-21	N-08-64	LA	L	10-20	D-03-98	Phila	W	17-14
S-20-42	Akron	L	14-24	N-12-67	LA	L	17-33	J-02-00	Phila	W	38-31
D-10-44	Phila	W	26-13	N-16-69	Phila	L	17-23	S-09-01	Phila	L (OT)	17-20
0-28-45	Phila	W	28-14	0-15-72	Phila	L	3-34	J-27-02	c StL	L	24-29
S-29-46	LA	W	25-14	N-03-75	Phila	L	3-42	D-01-02	Phila	W	10-3
0-26-47	Phila	W	14-7	S-25-77	LA	L	0-20	D-27-04	StL	L	7-20
0-03-48	LA	T	28-28	S-03-78	Phila	L	14-16	D-18-05	StL	W	17-16
N-06-49	Phila	W	38-14	D-04-83	Phila	W	13-9	S-07-08	Phila	W	38-3
D-18-49	c LA	W	14-0	S-15-85	Phila	L	6-17	S-11-11	StL	W	31-13
0-07-50	Phila	W	56-20	S-28-86	Phila	W	34-20	0-05-14	Phila	W	34-28
N-27-55	Phila	L	21-23	N-06-88	Phila	W	30-24				
S-30-56	LA	L	7-27	D-31-89	w Phila	L	7-21				

Note: franchise in Cleveland prior to 1946, Los Angeles from 1946-94 and St. Louis from 1995-2015  
 c - NFL Championship in 1949, NFC Championship in 2002

	<b>Miami Dolphins</b>			<b>Overall: 6-8-0</b>	<b>Home: 4-3-0</b>	<b>Away: 2-5-0</b>	<b>Playoffs: 0-0</b>
				<b>At Lincoln Financial Field: 1-1</b>			<b>At Hard Rock Stadium: 2-2</b>

Date	Site	Result	Score	Date	Site	Result	Score	Date	Site	Result	Score
N-08-70	Phila	W	24-17	D-13-87	Phila	L	10-28	D-15-03	Mia	W	34-27
0-12-75	Mia	L	16-24	D-09-90	Mia	L (OT)	20-23	N-18-07	Phila	W	17-7
S-24-78	Phila	W	17-3	N-14-93	Phila	L	14-19	D-11-11	Mia	W	26-10
N-30-81	Mia	L	10-13	0-20-96	Phila	W	35-28	N-15-15	Phila	L	19-20
N-11-84	Mia	L	23-24	0-24-99	Mia	L	13-16				

# TEAM-BY-TEAM RESULTS



## Minnesota Vikings

**Overall:** 13-13-0    **Home:** 9-6-0  
**At Lincoln Financial Field:** 3-1

**Away:** 4-7-0    **Playoffs:** 3-0  
**At U.S. Bank Stadium:** 0-0

Date	Site	Result	Score	Date	Site	Result	Score	Date	Site	Result	Score
0-28-62	Min	L	21-31	0-18-81	Min	L	23-35	N-11-01	Phila	W	48-17
D-16-63	Phila	L	13-34	S-09-84	Phila	W	19-17	S-20-04	Phila	W	27-16
D-15-68	Phila	L	17-24	D-01-85	Phila	L	23-28	J-16-05	d Phila	W	27-14
O-10-71	Phila	L	0-13	D-22-85	Min	W	37-35	O-28-07	Min	W	23-16
O-21-73	Min	L	21-28	S-25-88	Min	L	21-23	J-04-09	w Min	W	26-14
O-24-76	Phila	L	12-31	N-19-89	Phila	W	10-9	D-28-10	Phila	L	14-24
D-03-78	Min	L	27-28	O-15-90	Phila	W	32-24	D-15-13	Min	L	30-48
S-14-80	Min	W	42-7	D-06-92	Phila	W	28-17	O-23-16	Phila	W	21-10
J-03-81	d Phila	W	31-16	S-28-97	Min	L	19-28				



## New England Patriots

**Overall:** 7-6-0    **Home:** 5-2-0  
**At Lincoln Financial Field:** 0-2

**Away:** 2-4-0    **Playoffs:** 0-1  
**At Gillette Stadium:** 1-1

Date	Site	Result	Score	Date	Site	Result	Score	Date	Site	Result	Score
N-04-73	Phila	W	24-23	N-29-87	NE	W (OT)	34-31	N-25-07	NE	L	28-31
N-27-77	NE	L	6-14	N-04-90	Phila	W	48-20	N-27-11	Phila	L	20-38
O-08-78	NE	L	14-24	D-19-99	Phila	W	24-9	D-6-15	NE	W	35-28
S-13-81	Phila	W	13-3	S-14-03	Phila	L	10-31				
D-09-84	Phila	W	27-17	F-06-05	s Jax	L	21-24				



## New Orleans Saints

**Overall:** 17-13-0    **Home:** 9-4-0  
**At Lincoln Financial Field:** 2-2

**Away:** 8-9-0    **Playoffs:** 1-1  
**At Mercedes-Benz Superdome:** 8-5

Date	Site	Result	Score	Date	Site	Result	Score	Date	Site	Result	Score
N-05-67	NO	L	24-31	N-09-80	NO	W	34-21	O-01-95	NO	W	15-10
N-19-67	Phila	W	48-21	O-11-81	NO	W	31-14	S-24-00	NO	W	21-7
D-08-68	Phila	W	29-17	D-11-83	Phila	L (OT)	17-20	N-23-03	Phila	W	33-20
O-26-69	Phila	W	13-10	O-06-85	NO	L	21-23	O-16-06	NO	L	24-27
N-30-69	NO	L	17-26	S-20-87	Phila	W	27-17	J-13-07	d NO	L	24-27
O-29-72	NO	L	3-21	D-18-89	NO	L	20-30	D-23-07	NO	W	38-23
O-27-74	NO	L	10-14	O-13-91	Phila	L	6-13	S-20-09	Phila	L	22-48
N-06-77	Phila	W	28-7	S-06-92	Phila	W	15-13	N-05-12	NO	L	13-28
S-17-78	NO	W	24-17	J-03-93	w NO	W	36-20	J-04-14	w Phila	L	24-26
S-16-79	NO	W	26-14	D-26-93	Phila	W	37-26	O-11-15	Phila	W	39-17

# TEAM-BY-TEAM RESULTS



## New York Giants

**Overall:** 82-86-2    **Home:** 45-38-1  
**At Lincoln Financial Field:** 9-6

**Away:** 37-48-1    **Playoffs:** 2-2  
**At MetLife Stadium:** 5-2

Date	Site	Result	Score	Date	Site	Result	Score	Date	Site	Result	Score
O-15-33	NY	L	0-56	D-10-61	Phila	L	24-28	N-25-90	Phila	W	31-13
D-10-33	Phila	L	14-20	S-23-62	Phila	L	13-29	N-04-91	Phila	W	30-7
O-28-34	NY	L	0-17	N-18-62	NY	L	14-19	D-08-91	NY	W	19-14
D-03-34	Phila	W	6-0	S-29-63	Phila	L	14-37	N-22-92	NY	W	47-34
N-24-35	NY	L	0-10	N-10-63	NY	L	14-42	D-27-92	Phila	W	20-10
D-01-35	Phila	L	14-21	S-13-64	Phila	W	38-7	O-17-93	NY	L	10-21
S-13-36	Phila	W	10-7	O-18-64	NY	W	23-17	N-21-93	Phila	L	3-7
O-25-36	NY	L	17-21	S-26-65	Phila	L	14-16	S-04-94	NY	L	23-28
O-03-37	Phila	L	7-16	O-17-65	NY	L	27-35	D-18-94	Phila	L	13-16
O-17-37	NY	L	0-21	S-25-66	Phila	W	35-17	O-15-95	NY	W	17-14
S-25-38	Phila	W	14-10	O-23-66	NY	W	31-3	N-19-95	Phila	W	28-19
O-16-38	NY	L	7-17	N-26-67	NY	L	7-44	O-13-96	NY	W	19-10
S-24-39	Phila	L	3-13	S-22-68	Phila	L	25-34	D-01-96	Phila	W	24-0
O-15-39	NY	L	10-27	N-17-68	NY	L	6-7	A-31-97	NY	L	17-31
S-28-40	Phila	L	14-20	N-02-69	NY	W	23-20	D-07-97	Phila	L	21-31
O-13-40	NY	L	7-17	O-11-70	NY	L	23-30	N-22-98	NY	L	0-20
S-13-41	Phila	L	0-24	N-23-70	Phila	W	23-20	D-27-98	Phila	L	10-21
O-12-41	NY	L	0-16	O-24-71	Phila	W	23-7	O-03-99	NY	L	15-16
O-11-42	NY	L	17-35	D-19-71	NY	W	41-28	O-31-99	Phila	L (OT)	17-23
N-08-42	Phila	L	0-14	O-02-72	Phila	L	12-27	S-10-00	Phila	L	18-33
O-09-43	Phila	W	28-14	N-26-72	NY	L	10-62	O-29-00	NY	L	7-24
O-24-43	NY	L	14-42	S-23-73	NY	T	23-23	J-07-01	d NY	L	10-20
O-29-44	NY	W	24-17	N-25-73	Phila	W	20-16	O-22-01	NY	W	10-9
N-12-44	Phila	T	21-21	O-13-74	Phila	W	35-7	D-30-01	Phila	W	24-21
N-11-45	Phila	W	38-17	D-08-74	New Haven	W	20-7	O-28-02	Phila	W	17-3
D-02-45	NY	L	21-28	S-21-75	Phila	L	14-23	D-28-02	NY	L (OT)	7-10
N-03-46	Phila	W	24-14	N-16-75	NY	W	13-10	O-19-03	NY	W	14-10
N-10-46	NY	L	17-45	S-19-76	Phila	W	20-7	N-16-03	Phila	W	28-10
O-05-47	Phila	W	23-0	O-31-76	NY	W	10-0	S-12-04	Phila	W	31-17
N-09-47	NY	W	41-24	O-09-77	NY	W	28-10	N-28-04	NY	W	27-6
O-10-48	Phila	W	45-0	D-11-77	Phila	W	17-14	N-20-05	NY	L	17-27
N-07-48	NY	W	35-14	N-19-78	NY	W	19-17	D-11-05	Phila	L (OT)	23-26
D-04-49	NY	W	24-3	D-17-78	Phila	W	20-3	S-17-06	Phila	L (OT)	23-30
D-11-49	Phila	W	17-3	S-02-79	Phila	W	23-17	D-17-06	NY	W	36-22
N-26-50	NY	L	3-7	S-23-79	NY	W	17-13	J-07-07	w Phila	W	23-20
D-10-50	Phila	L	7-9	S-22-80	Phila	W	35-3	S-30-07	NY	L	3-16
O-21-51	NY	L	24-26	O-12-80	NY	W	31-16	D-09-07	Phila	L	13-16
D-09-51	Phila	L	7-23	S-06-81	NY	W	24-10	N-09-08	Phila	L	31-36
O-04-52	Phila	L	7-31	N-22-81	Phila	L	10-20	D-07-08	NY	W	20-14
O-26-52	NY	W	14-10	D-27-81	w Phila	L	21-27	J-11-09	d NY	W	23-11
N-08-53	Phila	W	30-7	D-11-82	NY	L	7-23	N-1-09	Phila	W	40-17
N-29-53	NY	L	28-37	J-22-83	Phila	L	24-26	D-13-09	NY	W	45-38
N-14-54	NY	L	14-27	O-09-83	NY	W	17-13	N-21-10	Phila	W	27-17
D-12-54	Phila	W	29-14	N-20-83	Phila	L	0-23	D-19-10	NY	W	38-31
S-24-55	Phila	W	27-17	S-02-84	NY	L	27-28	S-25-11	Phila	L	16-29
N-20-55	NY	L	7-31	O-21-84	Phila	W	24-10	N-20-11	NY	W	17-10
O-28-56	NY	L	3-20	S-08-85	NY	L	0-21	S-30-12	Phila	W	19-17
D-15-56	Phila	L	7-21	S-29-85	Phila	L (OT)	10-16	D-30-12	NY	L	7-42
O-05-57	Phila	L	20-24	O-12-86	NY	L	3-35	O-06-13	NY	W	36-21
N-17-57	NY	L	0-13	N-09-86	Phila	L	14-17	O-27-13	Phila	L	7-15
O-05-58	Phila	W	27-24	N-15-87	Phila	L	17-20	O-12-14	Phila	W	27-0
N-30-58	NY	L	10-24	D-06-87	NY	L (OT)	20-23	D-28-14	NY	W	34-26
O-04-59	Phila	W	49-21	O-10-88	Phila	W	24-13	O-19-15	Phila	W	27-7
O-18-59	NY	L	7-24	N-20-88	NY	W (OT)	23-17	J-3-16	NY	W	35-30
N-20-60	NY	W	17-10	O-08-89	Phila	W	21-19	N-6-16	NY	L	23-28
N-27-60	Phila	W	31-23	D-03-89	NY	W	24-17	D-22-16	Phila	W	24-19
N-12-61	NY	L	21-38	S-09-90	NY	L	20-27				

# TEAM-BY-TEAM RESULTS



## New York Jets

**Overall:** 10-0  
**At Lincoln Financial Field:** 2-0

**Away:** 5-0  
**At MetLife Stadium:** 1-0

Date	Site	Result	Score	Date	Site	Result	Score	Date	Site	Result	Score
D-09-73	Phila	W	24-23	0-03-93	NY	W	35-30	D-18-11	Phila	W	45-19
D-18-77	Phila	W	27-0	D-14-96	NY	W	21-20	S-27-15	NY	W	24-17
N-12-78	Phila	W	17-9	0-26-03	Phila	W	24-17				
D-20-87	NY	W	38-27	0-14-07	NY	W	16-9				



## Oakland Raiders

**Overall:** 6-6-0  
**At Lincoln Financial Field:** 1-0

**Away:** 2-4-0  
**At O.Co Coliseum:** 1-3

Date	Site	Result	Score	Date	Site	Result	Score	Date	Site	Result	Score
O-17-71	Oak	L	10-34	N-30-86	LA	W (OT)	33-27	O-28-01	Phila	L	10-20
N-21-76	Phila	L	7-26	0-22-89	Phila	W	10-7	S-25-05	Phila	W	23-20
N-23-80	Phila	W	10-7	N-08-92	Phila	W	31-10	0-18-09	Oak	L	9-13
J-25-81	s NO	L	10-27	S-24-95	Oak	L	17-48	N-03-13	Oak	W	49-20

Note: franchise in Oakland prior to 1982 and Los Angeles from 1982-95



## Pittsburgh Steelers

**Overall:** 48-28-3  
**At Lincoln Financial Field:** 2-0


**Away:** 22-20-1  
**At Heinz Field:** 0-2

Date	Site	Result	Score	Date	Site	Result	Score	Date	Site	Result	Score
N-19-33	Phila	W	25-6	N-28-48	Phila	W	17-0	O-06-62	Pit	L	7-13
S-26-34	Pit	W	17-0	0-30-49	Pit	W	38-7	D-09-62	Phila	L	17-26
0-07-34	Phila	L	7-9	N-27-49	Phila	W	34-17	S-15-63	Phila	T	21-21
S-13-35	Phila	L	7-17	0-22-50	Pit	W	17-10	D-01-63	Pit	T	20-20
0-09-35	Pit	W	17-6	N-05-50	Phila	L	7-9	0-04-64	Phila	W	21-7
0-14-36	Pit	L	0-17	N-04-51	Pit	W	34-13	0-25-64	Pit	W	34-10
N-05-36	Johnstown,PA	L	0-6	N-25-51	Phila	L	13-17	0-24-65	Phila	L	14-20
S-05-37	Pit	L	14-27	S-28-52	Pit	W	31-25	D-12-65	Pit	W	47-13
0-31-37	Pit	L	7-16	0-12-52	Phila	W	26-21	0-16-66	Pit	W	31-14
S-16-38	Buffalo	W	27-7	0-17-53	Phila	W	23-17	D-04-66	Phila	W	27-23
N-20-38	Charleston,WV	W	14-7	N-01-53	Pit	W	35-7	0-01-67	Phila	W	34-24
N-23-39	Phila	W	17-14	0-09-54	Phila	W	24-22	0-27-68	Pit	L	3-6
N-26-39	Pit	L	12-24	0-23-54	Pit	L	7-17	S-28-69	Phila	W	41-27
N-10-40	Pit	L	3-7	0-15-55	Pit	L	7-13	D-20-70	Phila	W	30-20
N-28-40	Phila	W	7-0	0-30-55	Phila	W	24-0	N-03-74	Pit	L	0-27
S-21-41	Pit	W	10-7	0-14-56	Pit	W	35-21	S-30-79	Phila	W	17-14
N-09-41	Phila	T	7-7	N-11-56	Phila	W	14-7	N-13-88	Pit	W	27-26
S-13-42	Pit	W	24-14	0-27-57	Pit	L	0-6	S-22-91	Phila	W	23-14
0-18-42	Phila	L	0-14	D-01-57	Phila	W	7-6	D-11-94	Pit	L	3-14
N-04-45	Pit	W	45-3	0-12-58	Pit	L	3-24	N-23-97	Phila	W	23-20
N-18-45	Phila	W	30-6	N-09-58	Phila	L	24-31	N-12-00	Pit	W (OT)	26-23
N-17-46	Pit	L	7-10	0-11-59	Phila	W	28-24	N-07-04	Pit	L	3-27
D-01-46	Phila	W	10-7	N-29-59	Pit	L	0-31	S-21-08	Phila	W	15-6
0-19-47	Pit	L	24-35	N-06-60	Phila	W	34-7	0-7-12	Pit	L	14-16
N-30-47	Phila	W	21-0	D-11-60	Pit	L	21-27	S-25-16	Phila	W	34-3
D-21-47	d Pit	W	21-0	0-08-61	Phila	W	21-16				
0-31-48	Pit	W	34-7	D-03-61	Pit	W	35-24				


Note: Steelers known as Pirates prior to 1941

# TEAM-BY-TEAM RESULTS




	<b>San Francisco 49ers</b>	<b>Overall: 12-19-1</b>	<b>Home: 4-10-1</b>	<b>Away: 8-9-0</b>	<b>Playoffs: 0-1</b>
		<b>At Lincoln Financial Field: 2-2</b>		<b>At Levi's Stadium: 0-1</b>	


Date	Site	Result	Score	Date	Site	Result	Score	Date	Site	Result	Score
0-06-51	Phila	W	21-14	N-30-75	Phila	W	27-17	D-22-01	SF	L	3-13
S-27-53	SF	L	21-31	S-03-83	SF	W	22-17	N-25-02	SF	W	38-17
N-25-56	Phila	T	10-10	S-23-84	Phila	L	9-21	D-21-03	Phila	L (OT)	28-31
0-19-58	Phila	L	24-30	N-03-85	SF	L	13-24	S-18-05	Phila	W	42-3
S-27-59	SF	L	14-24	S-24-89	Phila	L	28-38	S-24-06	SF	W	38-24
S-20-64	Phila	L	24-28	0-27-91	Phila	L	7-23	0-12-08	SF	W	40-26
N-20-66	SF	W	35-34	N-29-92	SF	L	14-20	D-20-09	Phila	W	27-13
0-15-67	Phila	L	27-28	J-03-94	SF	W (OT)	37-34	0-10-10	SF	W	27-24
D-21-69	SF	L	13-14	0-02-94	SF	W	40-8	0-02-11	Phila	L	23-24
0-03-71	Phila	L	3-31	D-29-96 w	SF	L	0-14	S-28-14	SF	L	21-26
D-02-73	SF	L	28-38	N-10-97	Phila	L	14-24				

	<b>Seattle Seahawks</b>	<b>Overall: 7-8-0</b>	<b>Home: 2-4-0</b>	<b>Away: 5-4-0</b>	<b>Playoffs: 0-0</b>
		<b>At Lincoln Financial Field: 0-3</b>		<b>At CenturyLink Field: 2-2</b>	

Date	Site	Result	Score	Date	Site	Result	Score	Date	Site	Result	Score
D-12-76	Phila	W	27-10	D-03-95	Sea	L	14-26	D-02-07	Phila	L	24-28
N-02-80	Sea	W	27-20	S-06-98	Phila	L	0-38	N-02-08	Sea	W	26-7
N-23-86	Sea	L	20-24	S-23-01	Sea	W	27-3	D-01-11	Sea	L	14-31
S-10-89	Phila	W	31-7	D-08-02	Sea	W	27-20	D-07-14	Phila	L	14-24
D-13-92	Sea	W (OT)	20-17	D-05-05	Phila	L	0-42	N-20-16	Sea	L	15-26

	<b>Tampa Bay Buccaneers</b>	<b>Overall: 10-8-0</b>	<b>Home: 6-5-0</b>	<b>Away: 4-3-0</b>	<b>Playoffs: 2-2</b>
		<b>At Lincoln Financial Field: 1-2</b>		<b>At Raymond James Stadium: 3-1</b>	

Date	Site	Result	Score	Date	Site	Result	Score	Date	Site	Result	Score
S-18-77	Phila	W	13-3	D-31-00 w	Phila	W	21-3	0-11-09	Phila	W	33-14
D-29-79 d	TB	L	17-24	J-06-02	TB	W	17-13	D-09-12	TB	W	23-21
0-25-81	Phila	W	20-10	J-12-02 w	Phila	W	31-9	0-13-13	TB	W	31-20
S-04-88	TB	W	41-14	0-20-02	Phila	W	20-10	N-22-15	Phila	L	17-45
0-06-91	TB	L	13-14	J-19-03 c	Phila	L	10-27				
S-03-95	Phila	L	6-21	S-08-03	Phila	L	0-17				
S-19-99	Phila	L	5-19	0-22-06	TB	L	21-23				

	<b>Tennessee Titans</b>	<b>Overall: 7-4-0</b>	<b>Home: 4-2-0</b>	<b>Away: 3-2-0</b>	<b>Playoffs: 0-0</b>
		<b>At Lincoln Financial Field: 1-1</b>		<b>At LP Field: 0-2</b>	

Date	Site	Result	Score	Date	Site	Result	Score	Date	Site	Result	Score
N-12-72	Hou	W	18-17	D-02-91	Hou	W	13-6	N-19-06	Phila	L	13-31
D-16-79	Hou	W	26-20	0-24-94	Phila	W	21-6	0-24-10	Ten	L	19-37
D-19-82	Phila	W	35-14	D-03-00	Phila	L	13-15	N-23-14	Phila	W	43-24
0-02-88	Phila	W	32-23	S-08-02	Ten	L	24-27				

Note: franchise in Houston prior to 1997 and known as the Oilers prior to 1999

# TEAM-BY-TEAM RESULTS



## Washington Redskins

Overall: 74-86-6 Home: 38-42-3  
At Lincoln Financial Field: 7-7

Away: 36-44-3 Playoffs: 0-1  
At FedEx Field: 11-9

Date	Site	Result	Score	Date	Site	Result	Score	Date	Site	Result	Score
O-21-34	Bos	L	0-6	D-02-62	Was	W	37-14	N-12-90	Phila	W	28-14
N-18-34	Phila	L	7-14	O-13-63	Was	W	37-24	J-05-91	f Phila	L	6-20
N-03-35	Bos	W	7-6	N-24-63	Phila	L	10-13	S-30-91	Was	L	0-23
S-20-36	Phila	L	3-26	O-11-64	Was	L	20-35	D-22-91	Phila	W	24-22
O-18-36	Bos	L	7-17	N-01-64	Phila	L	10-21	O-18-92	Was	L	12-16
O-10-37	Was	W	14-0	O-31-65	Was	L	21-23	D-20-92	Phila	W	17-13
O-24-37	Phila	L	7-10	N-14-65	Phila	W	21-14	S-19-93	Phila	W	34-31
S-11-38	Phila	L	23-26	O-30-66	Phila	L	13-27	N-28-93	Was	W	17-14
O-23-38	Was	L	14-20	D-18-66	Was	W	37-28	O-09-94	Phila	W	21-17
S-17-39	Phila	L	0-7	S-17-67	Phila	W	35-24	O-30-94	Was	W	31-29
N-05-39	Was	L	6-7	D-03-67	Was	T	35-35	O-08-95	Phila	W (OT)	37-34
O-20-40	Phila	L	17-34	O-06-68	Was	L	14-17	N-26-95	Was	W	14-7
D-01-40	Was	L	6-13	N-10-68	Phila	L	10-16	S-01-96	Was	W	17-14
O-19-41	Phila	L	17-21	N-09-69	Was	T	28-28	N-17-96	Phila	L	21-26
D-07-41	Was	L	14-20	D-07-69	Phila	L	29-34	O-05-97	Phila	W	24-10
O-04-42	Phila	L	10-14	O-04-70	Phila	L	21-33	D-21-97	Was	L	32-35
N-01-42	Was	L	27-30	D-13-70	Was	L	6-24	O-11-98	Phila	W	17-12
N-07-43	Phila	T	14-14	N-07-71	Was	T	7-7	N-15-98	Was	L	3-28
N-28-43	Was	W	27-14	N-28-71	Phila	L	13-20	N-14-99	Phila	W	35-28
O-08-44	Phila	T	31-31	O-08-72	Was	L	0-14	N-28-99	Was	L (OT)	17-20
N-19-44	Was	W	37-7	D-03-72	Phila	L	7-23	O-08-00	Phila	L	14-17
O-21-45	Was	L	14-24	S-30-73	Phila	L	7-28	N-26-00	Was	W	23-20
N-24-45	Phila	W	16-0	D-16-73	Was	L	20-38	N-25-01	Phila	L	3-13
O-27-46	Was	W	28-24	N-10-74	Phila	L	20-27	D-16-01	Was	W	20-6
N-24-46	Phila	L	10-27	N-24-74	Was	L	7-26	S-16-02	Was	W	37-7
S-28-47	Phila	W	45-42	O-05-75	Phila	W	26-10	D-15-02	Phila	W	34-21
N-02-47	Was	W	38-14	D-21-75	Was	W	26-3	O-05-03	Phila	W	27-25
O-17-48	Was	W	45-0	S-27-76	Phila	L (OT)	17-20	D-27-03	Was	W	31-7
N-21-48	Phila	W	42-21	N-28-76	Was	L	0-24	N-21-04	Phila	W	28-6
O-23-49	Phila	W	49-14	O-30-77	Was	L	17-23	D-12-04	Was	W	17-14
N-13-49	Was	W	44-21	N-13-77	Phila	L	14-17	N-06-05	Was	L	10-17
O-29-50	Phila	W	35-3	S-10-78	Was	L	30-35	J-01-06	Phila	L	20-31
N-12-50	Was	W	33-0	O-15-78	Phila	W	17-10	N-12-06	Phila	W	27-3
O-28-51	Phila	L	23-27	O-07-79	Phila	W	28-17	D-10-06	Was	W	21-19
D-02-51	Was	W	35-21	O-21-79	Was	L	7-17	S-17-07	Phila	L	12-20
N-09-52	Phila	W	38-20	O-05-80	Phila	W	24-14	N-11-07	Was	W	33-25
D-14-52	Was	L	21-27	N-16-80	Was	W	24-0	O-5-08	Phila	L	17-23
O-02-53	Phila	T	21-21	S-27-81	Phila	W	36-13	D-21-08	Was	L	3-10
D-06-53	Was	L	0-10	D-06-81	Was	L	13-15	O-26-09	Was	W	27-17
O-17-54	Was	W	49-21	S-12-82	Phila	L (OT)	34-37	N-29-09	Phila	W	27-24
N-28-54	Phila	W	41-33	N-28-82	Was	L	9-13	O-3-10	Phila	L	12-17
O-01-55	Phila	L	30-31	S-11-83	Phila	L	13-23	N-15-10	Was	W	59-28
N-06-55	Was	L	21-34	N-27-83	Was	L	24-28	O-16-11	Was	W	20-13
O-06-56	Phila	W	13-9	S-30-84	Was	L	0-20	J-01-12	Phila	W	34-10
D-09-56	Was	L	17-19	N-18-84	Phila	W	16-10	N-18-12	Was	L	6-31
N-24-57	Phila	W	21-12	S-22-85	Was	W	19-6	D-23-12	Phila	L	20-27
D-08-57	Was	L	7-42	D-08-85	Phila	L	12-17	S-09-13	Was	W	33-27
S-28-58	Phila	L	14-24	S-07-86	Was	L	14-41	N-17-13	Phila	W	24-16
D-14-58	Was	L	0-20	D-21-86	Phila	L	14-21	S-21-14	Phila	W	37-34
N-01-59	Phila	W	30-23	S-13-87	Was	L	24-34	D-20-14	Was	L	24-27
D-06-59	Was	W	34-14	N-08-87	Phila	W	31-27	O-4-15	Was	L	20-23
N-13-60	Phila	W	19-13	S-19-88	Was	L	10-17	D-26-15	Phila	L	24-38
D-18-60	Was	W	38-28	D-04-88	Phila	L	19-20	O-16-16	Was	L	20-27
S-24-61	Phila	W	14-7	S-17-89	Was	W	42-37	D-11-16	Phila	L	22-27
O-29-61	Was	W	27-24	N-12-89	Phila	L	3-10				
O-21-62	Phila	L	21-27	O-21-90	Was	L	7-13				

Note: franchise in Boston prior to 1937



# 1933 EAGLES STATISTICS



Record: 3-5-1 4th in Eastern				
Head Coach: Lud Wray				
0-15	L	0-56	at NY Giants	NA
0-18	L	0-25	Portsmouth Spartans	1,750
0-29	L	9-35	at Green Bay	3,007
N-05	W	6-0	at Cincinnati Reds	NA
N-12	T	3-3	Chicago Bears	17,850
N-19	W	25-6	Pittsburgh	6,000
N-26	W	20-3	Cincinnati Reds	NA
D-03	L	0-10	Green Bay	9,500
D-10	L	14-20	NY Giants	18,000

TEAM STATS	EAGLES	OPP
<b>Total First Downs</b>	<b>76</b>	<b>86</b>
Rushing	na	na
Passing	na	na
Penalty	na	na
<b>3rd Down: Made/Att</b>	<b>na</b>	<b>na</b>
3rd Down Pct.	na	na
<b>4th Down: Made/Att</b>	<b>na</b>	<b>na</b>
4th Down Pct.	na	na
<b>Possession Avg.</b>	<b>na</b>	<b>na</b>
<b>Total Net Yards</b>	<b>1781</b>	<b>2314</b>
Avg. Per Game	197.9	257.1
Total Plays	503	484
Avg. Per Play	3.5	4.8
<b>Net Yards Rushing</b>	<b>1103</b>	<b>1083</b>
Avg. Per Game	122.6	120.3
Total Rushes	354	308
<b>Net Yards Passing</b>	<b>657</b>	<b>1223</b>
Avg. Per Game	73.0	135.9
Sacked/Yards Lost	na	na
Gross Yards	na	na
Att./Completions	149/40	176/63
Completion Pct.	26.8	35.8
Had Intercepted	34	19
<b>Punts/Average</b>	<b>na</b>	<b>na</b>
<b>Net Punting Avg.</b>	<b>na</b>	<b>na</b>
<b>Penalties/Yards</b>	<b>na</b>	<b>na</b>
<b>Fumbles/Ball Lost</b>	<b>na</b>	<b>na</b>
<b>Touchdowns</b>	<b>11</b>	<b>21</b>
Rushing	6	11
Passing	4	8
Returns	1	2

Rushing	No.	Yds	Avg	Lg	TD
Hanson	133	475	3.6	na	3
Roberts	91	261	2.9	na	1
Russell	32	96	3.0	na	0
Woodruff	22	74	3.4	na	1
Lackman	17	59	3.5	na	0
Davis	15	57	3.8	na	1
Kirkman	22	43	2.0	na	0
Thornton	5	14	2.8	na	0
Whire	8	14	1.8	na	0
Prisco	7	6	0.9	na	0
O'Boyle	2	4	2.0	na	0
<b>Eagles</b>	<b>354</b>	<b>1103</b>	<b>3.1</b>	<b>na</b>	<b>6</b>
<b>Opponents</b>	<b>308</b>	<b>1083</b>	<b>3.5</b>	<b>na</b>	<b>11</b>

Receiving	No.	Yds	Avg	Lg	TD
Hanson	10	186	18.6	na	1
Carter	5	109	21.8	na	2
Kirkman	4	84	21.0	na	1
Davis	4	50	12.5	na	0
Woodruff	3	57	19.0	na	0
Kenneally	2	37	18.5	na	0
Thornton	2	14	7.0	na	0
Prisco	2	7	3.5	na	0
Fencl	1	20	20.0	20	0
Lainhart	1	20	20.0	20	0
Whire	1	15	15.0	15	0
Rowan	1	12	12.0	12	0
Felber	1	8	8.0	8	0
Roberts	1	6	6.0	6	0
Steinbach	1	5	5.0	5	0
<b>Eagles</b>	<b>40</b>	<b>657</b>	<b>16.4</b>	<b>na</b>	<b>4</b>
<b>Opponents</b>	<b>63</b>	<b>1223</b>	<b>19.4</b>	<b>na</b>	<b>8</b>

Passing	Att	Cmp	Yds	Cmp%	Yds/Att	TD	TD%	Int	Int%	Lg	Sk/Lost	Rat
Kirkman	73	22	354	30.1	4.85	2	2.7	13	17.8	na	na	17.0
Hanson	28	7	50	25.0	1.79	0	0.0	4	14.3	na	na	0.0
Thornton	13	2	52	15.4	4.00	0	0.0	4	30.8	na	na	4.2
Roberts	10	4	97	40.0	9.70	1	10.0	3	30.0	na	na	69.6
Russell	8	2	32	25.0	4.00	0	0.0	2	25.0	na	na	4.2
Davis	6	2	62	33.3	10.33	1	16.7	3	50.0	na	na	72.9
Whire	5	1	10	20.0	2.00	0	0.0	2	40.0	10	na	0.0
O'Boyle	2	0	0	0.0	0.00	0	0.0	1	50.0	0	na	0.0
Prisco	2	0	0	0.0	0.00	0	0.0	0	0.0	0	na	39.6
Lackman	1	0	0	0.0	0.00	0	0.0	1	100.0	0	na	0.0
Woodruff	1	0	0	0.0	0.00	0	0.0	1	100.0	0	na	0.0
<b>Eagles</b>	<b>149</b>	<b>40</b>	<b>657</b>	<b>26.8</b>	<b>4.41</b>	<b>4</b>	<b>2.7</b>	<b>34</b>	<b>22.8</b>	<b>na</b>	<b>na</b>	<b>14.8</b>
<b>Opponents</b>	<b>176</b>	<b>63</b>	<b>1223</b>	<b>35.8</b>	<b>6.95</b>	<b>8</b>	<b>4.5</b>	<b>19</b>	<b>10.8</b>	<b>na</b>	<b>na</b>	<b>36.4</b>

Score By Periods	Q1	Q2	Q3	Q4	OT	Pts
Eagles	6	14	28	29	0	77
Opponents	38	29	19	72	0	158

Scoring	TD	Ru	Pa	Rt	PAT	FG	2Pt	Pts
Hanson	4	3	1	0			0	24
Carter	2	0	2	0	1/1	0/0	0	13
Woodruff	2	1	0	1			0	12
Davis	1	1	0	0	3/3	0/0	0	9
Kirkman	1	0	1	0	2/2	0/0	0	8
Roberts	1	1	0	0			0	6
Turnbow	0	0	0	0	0/0	1/1	0	3
Team (safety)	0	0	0	0			0	2
<b>Eagles</b>	<b>11</b>	<b>6</b>	<b>4</b>	<b>1</b>	<b>6/11</b>	<b>1/1</b>	<b>0</b>	<b>77</b>
<b>Opponents</b>	<b>21</b>	<b>11</b>	<b>8</b>	<b>2</b>	<b>16/20</b>	<b>5/5</b>	<b>0</b>	<b>158</b>

# 1934 EAGLES STATISTICS



Record: 4-7, T-3rd in Eastern				
Head Coach: Lud Wray				
S-16	L	6-19	at Green Bay	5,000
S-26	W	17-0	at Pittsburgh	NA
O-07	L	7-9	Pittsburgh	NA
O-14	L	0-10	Detroit	9,860
O-21	L	0-6	at Boston Redskins	10,344
O-28	L	0-17	at NY Giants	NA
N-06	W	64-0	Cincinnati Reds	NA
N-11	L	7-10	Brooklyn Dodgers	NA
N-18	L	7-14	Boston Redskins	8,500
N-25	W	13-0	at Brooklyn Dodgers	NA
D-02	W	6-0	NY Giants	12,471

Rushing	No.	Yds	Avg	Lg	TD
Hanson	146	805	5.5	na	7
Ellstrom	72	287	4.0	na	1
Storm	81	281	3.5	na	2
Leonard	55	207	3.8	na	1
Matesic	63	181	2.9	na	0
Weiner	9	37	4.1	na	0
Roberts	10	28	2.8	na	0
Knapper	10	19	1.9	na	0
Kirkman	6	12	2.0	na	0
Lackman	4	9	2.3	na	0
Kavel	2	5	2.5	na	0
Pilconis	1	5	5.0	5	0
Johnson	1	0	0.0	0	0

Score By Periods	Q1	Q2	Q3	Q4	OT	Pts
Eagles	26	33	38	30	0	127
Opponents	16	34	9	26	0	85

Scoring	TD	Ru	Pa	Rt	PAT	FG	2Pt	Pts
Hanson	8	7	0	1	2/2	0/0	0	50
Carter	4	0	4	0			0	24
Storm	2	2	0	0			0	12
Kirkman	1	0	1	0	5/6	0/1	0	11
Ellstrom	1	1	0	0	0/1	0/0	0	6
Gonya	1	0	1	0			0	6
Leonard	1	1	0	0			0	6
Matesic	1	0	1	0	0/1	0/0	0	6
Weiner	0	0	0	0	3/4	1/2	0	6
Clark	0	0	0	0	0/1	0/0	0	0
Hajek	0	0	0	0	0/0	0/1	0	0

<b>Eagles</b>	<b>19</b>	<b>11</b>	<b>7</b>	<b>1</b>	<b>10/19</b>	<b>1/4</b>	<b>0</b>	<b>127</b>
<b>Opponents</b>	<b>10</b>	<b>9</b>	<b>1</b>	<b>0</b>	<b>7/10</b>	<b>6/9</b>	<b>0</b>	<b>85</b>

## TEAM STATS

	EAGLES	OPP
<b>Total First Downs</b>	<b>85</b>	<b>72</b>
Rushing	na	na
Passing	na	na
Penalty	na	na
<b>3rd Down: Made/Att</b>	<b>na</b>	<b>na</b>
3rd Down Pct.	na	na
<b>4th Down: Made/Att</b>	<b>na</b>	<b>na</b>
4th Down Pct.	na	na
<b>Possession Avg.</b>	<b>na</b>	<b>na</b>
<b>Total Net Yards</b>	<b>2482</b>	<b>2223</b>
Avg. Per Game	225.6	202.1
Total Plays	623	546
Avg. Per Play	4.0	4.1
<b>Net Yards Rushing</b>	<b>1876</b>	<b>1658</b>
Avg. Per Game	170.5	150.7
Total Rushes	460	411
<b>Net Yards Passing</b>	<b>576</b>	<b>545</b>
Avg. Per Game	52.4	49.5
Sacked/Yards Lost	na	na
Gross Yards	na	na
Att./Completions	163/48	135/41
Completion Pct.	29.4	30.4
Had Intercepted	23	22
<b>Punts/Average</b>	<b>na</b>	<b>na</b>
<b>Net Punting Avg.</b>	<b>na</b>	<b>na</b>
<b>Penalties/Yards</b>	<b>na</b>	<b>na</b>
<b>Fumbles/Ball Lost</b>	<b>na</b>	<b>na</b>
<b>Touchdowns</b>	<b>19</b>	<b>10</b>
Rushing	11	9
Passing	7	1
Returns	1	0

Receiving	No.	Yds	Avg	Lg	TD
Carter	16	238	14.9	na	4
Kirkman	8	114	14.3	na	1
Storm	5	34	6.8	na	0
Hanson	5	22	4.4	na	0
Lackman	4	83	20.8	na	0
Matesic	3	38	12.7	na	1
Leonard	3	7	2.3	na	0
Ellstrom	1	18	18.0	18	0
Kenneally	1	12	12.0	12	0
Gonya	1	4	4.0	4t	1
Pilconis	1	3	3.0	3	0

<b>Eagles</b>	<b>48</b>	<b>576</b>	<b>12.0</b>	<b>na</b>	<b>7</b>
<b>Opponents</b>	<b>38</b>	<b>547</b>	<b>14.4</b>	<b>na</b>	<b>1</b>

Passing	Att	Cmp	Yds	Cmp%	Yds/Att	TD	TD%	Int	Int%	Lg	Sk/Lost	Rat
Matesic	60	20	278	33.3	4.63	2	3.3	5	8.3	na	na	25.6
Storm	30	8	97	26.7	3.23	0	0.0	6	20.0	na	na	1.0
Kirkman	23	7	38	30.4	1.65	1	4.3	2	8.7	na	na	18.2
Ellstrom	14	3	40	21.4	2.86	1	7.1	5	35.7	na	na	23.8
Hanson	12	4	28	33.3	2.33	0	0.0	2	16.7	na	na	2.8
Leonard	10	2	29	20.0	2.90	0	0.0	0	0.0	na	na	39.6
Knapper	7	0	0	0.0	0.00	0	0.0	3	42.9	0	na	0.0
Weiner	6	3	40	50.0	6.67	2	33.3	0	0.0	na	na	111.1
Barnhart	1	1	4	100.0	4.00	1	100.0	0	0.0	4t	na	122.9

<b>Eagles</b>	<b>163</b>	<b>48</b>	<b>576</b>	<b>29.4</b>	<b>3.53</b>	<b>7</b>	<b>4.3</b>	<b>23</b>	<b>14.1</b>	<b>na</b>	<b>na</b>	<b>16.5</b>
<b>Opponents</b>	<b>135</b>	<b>41</b>	<b>545</b>	<b>30.4</b>	<b>4.04</b>	<b>1</b>	<b>0.7</b>	<b>22</b>	<b>16.3</b>	<b>na</b>	<b>na</b>	<b>7.1</b>

# 1935 EAGLES STATISTICS



**Record: 2-9, 5th in Eastern**  
**Head Coach: Lud Wray**

S-13	L	7-17	Pittsburgh	NA
S-20	L	0-35	at Detroit	12,000
0-09	W	17-6	at Pittsburgh	6,271
0-13	L	0-39	Chicago Bears	NA
0-27	L	6-17	at Brooklyn Dodgers	NA
N-03	W	7-6	at Boston Redskins	10,000
N-05	L	0-3	Brooklyn Dodgers	NA
N-10	L	3-12	at Chicago Cardinals	6,000
N-24	L	0-10	at NY Giants	NA
D-01	L	14-21	NY Giants	NA
D-08	L	6-13	Green Bay	4,000

Rushing	No.	Yds	Avg	Lg	TD
S.Hanson	77	209	2.7	na	0
Weinstock	58	176	3.0	na	0
Leonard	74	171	2.3	na	1
Storm	84	164	2.0	na	0
Matesic	50	138	2.8	na	1
Sebastian	17	76	4.5	na	0
Lackman	22	56	2.5	na	0
Rowe	7	21	3.0	na	0
Carter	7	19	2.7	na	0
Thomason	3	14	4.7	na	0
Manske	3	9	3.0	na	0
Banas	5	3	0.6	na	0
Brian	1	2	2.0	2	0
Kenneally	3	-4	-1.3	na	0
<b>Eagles</b>	<b>411</b>	<b>1054</b>	<b>2.6</b>	<b>na</b>	<b>2</b>
<b>Opponents</b>	<b>443</b>	<b>1697</b>	<b>3.8</b>	<b>na</b>	<b>15</b>

Score By Periods	Q1	Q2	Q3	Q4	OT	Pts
Eagles	24	20	9	7	0	60
Opponents	23	58	30	68	0	179

Scoring	TD	Ru	Pa	Rt	PAT	FG	2Pt	Pts
Manske	4	0	4	0			0	24
Carter	2	0	2	0			0	12
Reese	0	0	0	0	4/5	1/2	0	7
Leonard	1	1	0	0			0	6
Matesic	1	1	0	0			0	6
Jorgensen	0	0	0	0	1/1	1/1	0	4
Kirkman	0	0	0	0	1/1	0/0	0	1
<b>Eagles</b>	<b>8</b>	<b>2</b>	<b>6</b>	<b>0</b>	<b>6/8</b>	<b>2/3</b>	<b>0</b>	<b>60</b>
<b>Opponents</b>	<b>24</b>	<b>15</b>	<b>6</b>	<b>3</b>	<b>17/24</b>	<b>6/7</b>	<b>0</b>	<b>179</b>

## TEAM STATS

	EAGLES	OPP
<b>Total First Downs</b>	<b>82</b>	<b>117</b>
Rushing	na	na
Passing	na	na
Penalty	na	na
<b>3rd Down: Made/Att</b>	<b>na</b>	<b>na</b>
3rd Down Pct.	na	na
<b>4th Down: Made/Att</b>	<b>na</b>	<b>na</b>
4th Down Pct.	na	na
<b>Possession Avg.</b>	<b>na</b>	<b>na</b>
<b>Total Net Yards</b>	<b>2003</b>	<b>2667</b>
Avg. Per Game	182.1	242.5
Total Plays	580	611
Avg. Per Play	3.5	4.4
<b>Net Yards Rushing</b>	<b>1054</b>	<b>1697</b>
Avg. Per Game	95.8	154.3
Total Rushes	411	443
<b>Net Yards Passing</b>	<b>823</b>	<b>871</b>
Avg. Per Game	74.8	79.2
Sacked/Yards Lost	na	na
Gross Yards	na	na
Att./Completions	169/46	168/59
Completion Pct.	27.2	35.1
Had Intercepted	30	23
<b>Punts/Average</b>	<b>na</b>	<b>na</b>
<b>Net Punting Avg.</b>	<b>na</b>	<b>na</b>
<b>Penalties/Yards</b>	<b>na</b>	<b>na</b>
<b>Fumbles/Ball Lost</b>	<b>na</b>	<b>na</b>
<b>Touchdowns</b>	<b>8</b>	<b>24</b>
Rushing	2	15
Passing	6	6
Returns	0	3

Receiving	No.	Yds	Avg	Lg	TD
Carter	11	260	23.6	na	2
Manske	9	205	22.8	na	4
Weinstock	8	107	13.4	na	0
Lackman	5	49	9.8	na	0
S.Hanson	4	82	20.5	na	0
Storm	3	44	14.7	na	0
Pitts	2	21	10.5	na	0
Sebastian	1	19	19.0	19	0
Robison	1	18	18.0	18	0
Thomason	1	16	16.0	16	0
Campbell	1	2	2.0	2	0
<b>Eagles</b>	<b>46</b>	<b>823</b>	<b>17.9</b>	<b>na</b>	<b>6</b>
<b>Opponents</b>	<b>59</b>	<b>871</b>	<b>14.8</b>	<b>na</b>	<b>6</b>

Passing	Att	Cmp	Yds	Cmp%	Yds/Att	TD	TD%	Int	Int%	Lg	Sk/Lost	Rat
Matesic	64	15	284	23.4	4.44	2	3.1	13	20.3	na	na	16.4
Storm	44	15	372	34.1	8.45	3	6.8	10	22.7	na	na	48.9
Leonard	32	11	119	34.4	3.72	0	0.0	3	9.4	na	na	7.2
Rowe	11	1	6	9.1	0.55	0	0.0	2	18.2	6	na	0.0
Kupcinet	5	1	6	20.0	1.20	0	0.0	0	0.0	6	na	39.6
Weinstock	5	1	12	20.0	2.40	0	0.0	1	20.0	12	na	0.0
Sebastian	4	0	0	0.0	0.00	0	0.0	1	25.0	0	na	0.0
Banas	2	0	0	0.0	0.00	0	0.0	0	0.0	0	na	39.6
S.Hanson	1	1	23	100.0	23.00	0	0.0	0	0.0	23	na	118.8
Kirkman	1	1	1	100.0	1.00	1	100.0	0	0.0	1t	na	118.8
<b>Eagles</b>	<b>169</b>	<b>46</b>	<b>823</b>	<b>27.2</b>	<b>4.87</b>	<b>6</b>	<b>3.6</b>	<b>30</b>	<b>17.8</b>	<b>na</b>	<b>na</b>	<b>19.6</b>
<b>Opponents</b>	<b>168</b>	<b>59</b>	<b>871</b>	<b>35.1</b>	<b>5.18</b>	<b>6</b>	<b>3.6</b>	<b>23</b>	<b>13.7</b>	<b>na</b>	<b>na</b>	<b>25.3</b>

# 1936 EAGLES STATISTICS



Record: 1-11, 5th in Eastern				
Head Coach: Bert Bell				
S-13	W	10-7	NY Giants	20,000
S-20	L	3-26	Boston Redskins	20,000
S-27	L	0-17	Chicago Bears	25,000
0-04	L	0-18	at Brooklyn Dodgers	10,000
0-11	L	0-23	Detroit	15,000
0-14	L	0-17	at Pittsburgh	10,042
0-18	L	7-17	at Boston Redskins	4,000
0-25	L	17-21	at NY Giants	15,000
N-05	L	0-6	Pittsburgh (Johnstown, PA)	7,891
N-08	L	0-13	at Chicago Cardinals	1,500
N-22	L	7-28	Chicago Bears	10,000
N-29	L	7-13	Brooklyn Dodgers	5,000

## TEAM STATS

	EAGLES	OPP
<b>Total First Downs</b>	<b>99</b>	<b>132</b>
Rushing	na	na
Passing	na	na
Penalty	na	na
<b>3rd Down: Made/Att</b>	<b>na</b>	<b>na</b>
3rd Down Pct.	na	na
<b>4th Down: Made/Att</b>	<b>na</b>	<b>na</b>
4th Down Pct.	na	na
<b>Possession Avg.</b>	<b>na</b>	<b>na</b>
<b>Total Net Yards</b>	<b>2068</b>	<b>2857</b>
Avg. Per Game	172.3	238.1
Total Plays	643	615
Avg. Per Play	3.2	4.6
<b>Net Yards Rushing</b>	<b>1415</b>	<b>1973</b>
Avg. Per Game	117.9	164.4
Total Rushes	473	468
<b>Net Yards Passing</b>	<b>603</b>	<b>853</b>
Avg. Per Game	50.3	71.1
Sacked/Yards Lost	na	na
Gross Yards	na	na
Att./Completions	170/39	147/61
Completion Pct.	22.9	41.5
Had Intercepted	36	15
<b>Punts/Average</b>	<b>na</b>	<b>na</b>
<b>Net Punting Avg.</b>	<b>na</b>	<b>na</b>
<b>Penalties/Yards</b>	<b>na</b>	<b>na</b>
<b>Fumbles/Ball Lost</b>	<b>na</b>	<b>na</b>
<b>Touchdowns</b>	<b>6</b>	<b>26</b>
Rushing	2	12
Passing	3	10
Returns	1	4

Rushing	No.	Yds	Avg	Lg	TD
Hanson	119	359	3.0	na	1
Thomason	109	333	3.1	na	0
Smukler	99	321	3.2	na	0
Kusko	49	209	4.3	na	1
Jackson	46	76	1.7	na	0
Leonard	33	72	2.2	na	0
Bassman	4	19	4.8	na	0
Masters	7	18	2.6	na	0
Frey	7	8	1.1	na	0
<b>Eagles</b>	<b>473</b>	<b>1415</b>	<b>3.0</b>	<b>na</b>	<b>2</b>
<b>Opponents</b>	<b>468</b>	<b>1973</b>	<b>4.2</b>	<b>na</b>	<b>12</b>

Receiving	No.	Yds	Avg	Lg	TD
Manske	17	325	19.1	na	0
Leonard	5	46	9.2	na	1
Pilconis	4	51	12.8	na	1
Carter	4	42	10.5	na	1
Frey	3	65	21.7	na	0
Hanson	3	33	11.0	na	0
Bassman	2	38	19.0	na	0
Mulligan	1	3	3.0	3	0
<b>Eagles</b>	<b>39</b>	<b>603</b>	<b>15.5</b>	<b>na</b>	<b>3</b>
<b>Opponents</b>	<b>61</b>	<b>853</b>	<b>14.0</b>	<b>na</b>	<b>10</b>

Passing	Att	Cmp	Yds	Cmp%	Yds/Att	TD	TD%	Int	Int%	Lg	Sk/Lost	Rat
Smukler	68	21	345	30.9	5.07	3	4.4	6	8.8	na	na	26.9
Jackson	35	7	80	20.0	2.29	0	0.0	11	31.4	na	na	0.0
Kusko	27	6	108	22.2	4.00	0	0.0	8	29.6	na	na	4.2
Hanson	15	0	0	0.0	0.00	0	0.0	4	26.7	0	na	0.0
Thomason	10	1	11	10.0	1.10	0	0.0	3	30.0	11	na	0.0
Leonard	6	2	45	33.3	7.50	0	0.0	2	33.3	na	na	21.5
Masters	6	1	11	16.7	1.83	0	0.0	1	16.7	11	na	0.0
Bassman	3	1	3	33.3	1.00	0	0.0	1	33.3	3	na	2.8
Manske	0	0	0	---	---	0	---	0	---	0	na	---
<b>Eagles</b>	<b>170</b>	<b>39</b>	<b>603</b>	<b>22.9</b>	<b>3.55</b>	<b>3</b>	<b>1.8</b>	<b>36</b>	<b>21.2</b>	<b>na</b>	<b>na</b>	<b>8.2</b>
<b>Opponents</b>	<b>147</b>	<b>61</b>	<b>853</b>	<b>41.5</b>	<b>5.80</b>	<b>10</b>	<b>6.8</b>	<b>15</b>	<b>10.2</b>	<b>na</b>	<b>na</b>	<b>43.9</b>

Score By Periods	Q1	Q2	Q3	Q4	OT	Pts
Eagles	17	10	7	17	0	51
Opponents	23	74	57	52	0	206

Scoring	TD	Ru	Pa	Rt	PAT	FG	2Pt	Pts
Reese	0	0	0	0	3/3	2/2	0	9
Thomason	1	0	0	1	1/1	0/0	0	7
Carter	1	0	1	0			0	6
Hanson	1	1	0	0			0	6
Kusko	1	1	0	0			0	6
Leonard	1	0	1	0			0	6
Pilconis	1	0	1	0			0	6
Smukler	0	0	0	0	2/2	1/1	0	5
<b>Eagles</b>	<b>6</b>	<b>2</b>	<b>3</b>	<b>1</b>	<b>6/6</b>	<b>3/3</b>	<b>0</b>	<b>51</b>
<b>Opponents</b>	<b>26</b>	<b>12</b>	<b>10</b>	<b>4</b>	<b>20/26</b>	<b>10/13</b>	<b>0</b>	<b>206</b>

# 1937 EAGLES STATISTICS



Record: 2-8-1, 5th in Eastern					
Head Coach: Bert Bell					
S-05	L	14-27	at Pittsburgh	8,588	
S-10	L	7-13	Brooklyn Dodgers	5,221	
S-21	L	3-21	Cleveland Rams	3,107	
S-28	T	6-6	Chicago Cardinals	3,912	
O-03	L	7-16	NY Giants	4,878	
O-10	W	14-0	at Washington	7,320	
O-17	L	0-21	at NY Giants	20,089	
O-24	L	7-10	Washington	6,580	
O-31	L	7-16	at Pittsburgh Pirates	2,772	
N-07	W	14-10	at Brooklyn Dodgers	8,373	
N-14	L	7-37	at Green Bay	13,340	

Rushing	No.	Yds	Avg	Lg	TD
Mortell	100	312	3.1	na	0
Smukler	92	247	2.7	na	1
Keen	34	154	4.5	na	0
Hanson	18	59	3.3	na	1
Masters	9	32	3.6	na	0
Kusko	17	27	1.6	na	0
Pilconis	2	21	10.5	na	0
Baze	3	14	4.7	na	0
Frey	5	11	2.2	na	0
Arnold	5	7	1.4	na	0
<b>Eagles</b>	<b>285</b>	<b>884</b>	<b>3.1</b>	<b>na</b>	<b>2</b>
<b>Opponents</b>	<b>502</b>	<b>1812</b>	<b>3.6</b>	<b>na</b>	<b>6</b>

Score By Periods	Q1	Q2	Q3	Q4	OT	Pts
Eagles	21	31	0	34	0	86
Opponents	35	43	28	71	0	177

Scoring	TD	Ru	Pa	Rt	PAT	FG	2Pt	Pts
Hewitt	5	0	5	0			0	30
Carter	3	0	3	0			0	18
Smukler	1	1	0	0	8/9	1/1	0	17
Hanson	1	1	0	0			0	6
Harper	1	0	0	1			0	6
Pilconis	1	0	0	1			0	6
Reese	0	0	0	0	3/3	0/0	0	3
<b>Eagles</b>	<b>12</b>	<b>2</b>	<b>8</b>	<b>2</b>	<b>11/12</b>	<b>1/1</b>	<b>0</b>	<b>86</b>
<b>Opponents</b>	<b>24</b>	<b>6</b>	<b>15</b>	<b>3</b>	<b>18/24</b>	<b>5/7</b>	<b>0</b>	<b>177</b>

TEAM STATS	EAGLES	OPP
<b>Total First Downs</b>	<b>67</b>	<b>130</b>
Rushing	na	na
Passing	na	na
Penalty	na	na
<b>3rd Down: Made/Att</b>	<b>na</b>	<b>na</b>
3rd Down Pct.	na	na
<b>4th Down: Made/Att</b>	<b>na</b>	<b>na</b>
4th Down Pct.	na	na
<b>Possession Avg.</b>	<b>na</b>	<b>na</b>
<b>Total Net Yards</b>	<b>1766</b>	<b>3150</b>
Avg. Per Game	160.5	286.4
Total Plays	492	698
Avg. Per Play	3.6	4.5
<b>Net Yards Rushing</b>	<b>884</b>	<b>1812</b>
Avg. Per Game	80.4	164.7
Total Rushes	285	502
<b>Net Yards Passing</b>	<b>849</b>	<b>1315</b>
Avg. Per Game	77.2	119.5
Sacked/Yards Lost	na	na
Gross Yards	na	na
Att./Completions	207/63	196/79
Completion Pct.	30.4	40.3
Had Intercepted	24	19
<b>Punts/Average</b>	<b>na</b>	<b>na</b>
<b>Net Punting Avg.</b>	<b>na</b>	<b>na</b>
<b>Penalties/Yards</b>	<b>na</b>	<b>na</b>
<b>Fumbles/Ball Lost</b>	<b>na</b>	<b>na</b>
<b>Touchdowns</b>	<b>12</b>	<b>24</b>
Rushing	2	6
Passing	8	15
Returns	2	3

Receiving	No.	Yds	Avg	Lg	TD
Hewitt	16	197	12.3	na	5
Carter	15	282	18.8	na	3
Arnold	8	142	17.8	na	0
Pilconis	6	59	9.8	na	0
Keen	5	45	9.0	na	0
Masters	4	60	15.0	na	0
Frey	4	19	4.8	na	0
Kusko	2	47	23.5	na	0
Baze	1	2	2.0	2	0
Mortell	1	0	0.0	0	0
Smukler	1	-4	-4.0	-4	0
<b>Eagles</b>	<b>63</b>	<b>849</b>	<b>13.5</b>	<b>na</b>	<b>8</b>
<b>Opponents</b>	<b>79</b>	<b>1315</b>	<b>16.6</b>	<b>na</b>	<b>15</b>

Passing	Att	Cmp	Yds	Cmp%	Yds/Att	TD	TD%	Int	Int%	Lg	Sk/Lost	Rat
Smukler	118	42	432	35.6	3.66	5	4.2	14	11.9	na	na	21.5
Mortell	71	18	320	25.4	4.51	2	2.8	8	11.3	na	na	15.7
Kusko	7	2	11	28.6	1.57	0	0.0	2	28.6	na	na	0.0
Keen	5	1	86	20.0	17.20	1	20.0	0	0.0	na	na	118.8
Baze	3	0	0	0.0	0.00	0	0.0	0	0.0	na	na	39.6
Hanson	2	0	0	0.0	0.00	0	0.0	0	0.0	na	na	39.6
Frey	1	0	0	0.0	0.00	0	0.0	0	0.0	na	na	39.6
<b>Eagles</b>	<b>207</b>	<b>63</b>	<b>849</b>	<b>30.4</b>	<b>4.10</b>	<b>8</b>	<b>3.9</b>	<b>24</b>	<b>11.6</b>	<b>na</b>	<b>na</b>	<b>17.8</b>
<b>Opponents</b>	<b>196</b>	<b>79</b>	<b>1315</b>	<b>40.3</b>	<b>6.71</b>	<b>15</b>	<b>7.7</b>	<b>19</b>	<b>9.7</b>	<b>na</b>	<b>na</b>	<b>49.6</b>

# 1938 EAGLES STATISTICS



Record: 5-6, 4th in Eastern				
Head Coach: Bert Bell				
S-11	L	23-26	Washington	20,000
S-16	W	27-7	at Pittsburgh (Buffalo, NY)	19,749
S-25	W	14-10	NY Giants	20,000
O-02	L	6-28	Chicago Bears	22,245
O-16	L	7-17	at NY Giants	33,187
O-23	L	14-20	at Washington	3,000
O-26	W	7-0	at Chicago Cardinals (Erie, PA)	15,000
N-06	L	7-10	Brooklyn Dodgers	12,000
N-13	L	14-32	at Brooklyn Dodgers	13,052
N-20	W	14-7	Pittsburgh Pirates (Charleston, WV)	6,500
D-04	W	21-7	at Detroit	19,000

Rushing	No.	Yds	Avg	Lg	TD
Smukler	96	313	3.3	na	1
Mortell	110	296	2.7	na	0
Riffle	65	227	3.5	na	1
Bukant	48	119	2.5	na	0
Arnold	19	22	1.2	na	0
Dow	4	20	5.0	na	0
Keen	3	10	3.3	na	0
Cole	1	4	4.0	4	0
<b>Eagles</b>	<b>346</b>	<b>1011</b>	<b>2.9</b>	<b>na</b>	<b>2</b>
<b>Opponents</b>	<b>463</b>	<b>1855</b>	<b>4.0</b>	<b>na</b>	<b>12</b>

Receiving	No.	Yds	Avg	Lg	TD
Carter	27	386	14.3	na	7
Hewitt	18	237	13.2	na	4
Arnold	6	74	12.3	na	2
Ramsey	5	122	24.4	na	1
Dow	5	88	17.6	na	1
Cole	2	9	4.5	na	0
Pylman	1	1	1.0	1	0
<b>Eagles</b>	<b>64</b>	<b>917</b>	<b>14.3</b>	<b>na</b>	<b>15</b>
<b>Opponents</b>	<b>97</b>	<b>1396</b>	<b>14.4</b>	<b>na</b>	<b>7</b>

Score By Periods	Q1	Q2	Q3	Q4	OT	Pts
Eagles	31	40	56	27	0	154
Opponents	28	65	39	32	0	164

Scoring	TD	Ru	Pa	Rt	PAT	FG	2Pt	Pts
Carter	8	0	7	1			0	48
Arnold	4	0	2	2	3/3	0/1	0	27
Hewitt	4	0	4	0			0	24
Smukler	2	1	0	1	6/6	0/2	0	18
Reese	0	0	0	0	10/13	1/6	0	13
Dow	1	0	1	0			0	6
Pylman	1	0	0	1			0	6
Ramsey	1	0	1	0			0	6
Riffle	1	1	0	0			0	6
Burnette LG	0	0	0	0	0/0	0/1	0	0
<b>Eagles</b>	<b>22</b>	<b>2</b>	<b>15</b>	<b>5</b>	<b>19/22</b>	<b>1/9</b>	<b>0</b>	<b>154</b>
<b>Opponents</b>	<b>22</b>	<b>12</b>	<b>7</b>	<b>3</b>	<b>17/21</b>	<b>4/4</b>	<b>0</b>	<b>164</b>

\* Opponents registered one safety

## TEAM STATS

	EAGLES	OPP
<b>Total First Downs</b>	<b>86</b>	<b>146</b>
Rushing	47	89
Passing	30	46
Penalty	9	11
<b>3rd Down: Made/Att</b>	<b>na</b>	<b>na</b>
3rd Down Pct.	na	na
<b>4th Down: Made/Att</b>	<b>na</b>	<b>na</b>
4th Down Pct.	na	na
<b>Possession Avg.</b>	<b>na</b>	<b>na</b>
<b>Total Net Yards</b>	<b>1927</b>	<b>3270</b>
Avg. Per Game	175.2	297.3
Total Plays	537	660
Avg. Per Play	3.6	5.0
<b>Net Yards Rushing</b>	<b>1011</b>	<b>1855</b>
Avg. Per Game	91.9	168.6
Total Rushes	346	463
<b>Net Yards Passing</b>	<b>917</b>	<b>1396</b>
Avg. Per Game	83.4	126.9
Sacked/Yards Lost	na	na
Gross Yards	na	na
Att./Completions	191/64	197/97
Completion Pct.	33.5	49.2
Had Intercepted	19	16
<b>Punts/Average</b>	<b>na</b>	<b>na</b>
<b>Net Punting Avg.</b>	<b>na</b>	<b>na</b>
<b>Penalties/Yards</b>	<b>na</b>	<b>na</b>
<b>Fumbles/Ball Lost</b>	<b>na</b>	<b>na</b>
<b>Touchdowns</b>	<b>22</b>	<b>22</b>
Rushing	2	12
Passing	15	7
Returns	5	3

Passing	Att	Cmp	Yds	Cmp%	Yds/Att	TD	TD%	Int	Int%	Lg	Sk/Lost	Rat
Smukler	102	42	524	41.2	5.14	8	7.8	8	7.8	na	na	51.3
Mortell	57	12	201	21.1	3.53	6	10.5	7	12.3	na	na	37.3
Riffle	31	9	178	29.0	5.74	1	3.2	4	12.9	na	na	22.2
Bukant	1	1	14	100.0	14.00	0	0.0	0	0.0	na	na	118.8
<b>Eagles</b>	<b>191</b>	<b>64</b>	<b>917</b>	<b>33.5</b>	<b>4.80</b>	<b>15</b>	<b>7.9</b>	<b>19</b>	<b>9.9</b>	<b>na</b>	<b>na</b>	<b>36.6</b>
<b>Opponents</b>	<b>197</b>	<b>97</b>	<b>1396</b>	<b>49.2</b>	<b>7.09</b>	<b>7</b>	<b>3.6</b>	<b>16</b>	<b>8.1</b>	<b>na</b>	<b>na</b>	<b>50.6</b>

# 1939 EAGLES STATISTICS



Record: 1-9-1, T-4th in Eastern				
Head Coach: Bert Bell				
S-17	L	0-7	Washington	33,258
S-24	L	3-13	NY Giants	30,600
O-01	T	0-0	Brooklyn Dodgers	1,880
O-15	L	10-27	at NY Giants	34,471
O-22	L	14-23	at Brooklyn Dodgers	13,057
N-05	L	6-7	at Washington	20,444
N-12	L	16-23	Green Bay	23,000
N-19	L	14-27	at Chicago Bears	21,398
N-23	W	17-14	Pittsburgh	20,000
N-26	L	12-24	at Pittsburgh	8,788
D-03	L	13-35	at Cleveland Rams (Col. Springs, CO)	9,189

Rushing	No.	Yds	Avg	Lg	TD
Smukler	45	218	4.8	na	0
Murray	49	137	2.8	na	1
Bukant	59	136	2.3	na	3
Mortell	37	88	2.4	na	0
Riffle	18	61	3.4	na	0
Ellis	1	6	6.0	6	0
Carter	1	4	4.0	4	0
Arnold	8	1	0.1	na	0
Hewitt	1	1	1.0	1	0
Newton	1	0	0.0	0	0
Dow	1	-7	-7.0	-7	0
O'Brien	108	-14	-0.1	na	1
<b>Eagles</b>	<b>329</b>	<b>631</b>	<b>1.9</b>	<b>na</b>	<b>5</b>
<b>Opponents</b>	<b>455</b>	<b>1661</b>	<b>3.7</b>	<b>na</b>	<b>11</b>

Score By Periods	Q1	Q2	Q3	Q4	OT	Pts
Eagles	9	34	16	46	0	105
Opponents	37	54	48	61	0	200

TEAM STATS	EAGLES	OPP
<b>Total First Downs</b>	<b>97</b>	<b>107</b>
Rushing	43	63
Passing	44	38
Penalty	10	6
<b>3rd Down: Made/Att</b>	<b>na</b>	<b>na</b>
3rd Down Pct.	na	na
<b>4th Down: Made/Att</b>	<b>na</b>	<b>na</b>
4th Down Pct.	na	na
<b>Possession Avg.</b>	<b>na</b>	<b>na</b>
<b>Total Net Yards</b>	<b>2165</b>	<b>2954</b>
Avg. Per Game	196.8	268.5
Total Plays	596	665
Avg. Per Play	3.6	4.4
<b>Net Yards Rushing</b>	<b>631</b>	<b>1661</b>
Avg. Per Game	57.4	151.0
Total Rushes	329	455
<b>Net Yards Passing</b>	<b>1516</b>	<b>1290</b>
Avg. Per Game	137.8	117.3
Sacked/Yards Lost	na	na
Gross Yards	na	na
Att./Completions	267/119	210/98
Completion Pct.	44.6	46.7
Had Intercepted	22	17
<b>Punts/Average</b>	<b>88/39.9</b>	<b>73/39.6</b>
<b>Net Punting Avg.</b>	<b>88/34.6</b>	<b>73/34.5</b>
<b>Penalties/Yards</b>	<b>na</b>	<b>na</b>
<b>Fumbles/Ball Lost</b>	<b>28/15</b>	<b>24/13</b>
<b>Touchdowns</b>	<b>14</b>	<b>25</b>
Rushing	5	11
Passing	7	11
Returns	1	3

Receiving	No.	Yds	Avg	Lg	TD
Ramsey	31	359	11.6	na	1
Carter	24	292	12.2	na	2
Hewitt	15	243	16.2	na	1
Arnold	13	207	15.9	na	1
Murray	13	144	11.1	na	1
Newton	9	123	13.7	na	1
Riffle	6	57	9.5	na	0
Dow	5	58	11.6	na	0
Kolberg	3	33	11.0	na	0
<b>Eagles</b>	<b>119</b>	<b>1516</b>	<b>12.7</b>	<b>na</b>	<b>7</b>
<b>Opponents</b>	<b>98</b>	<b>1290</b>	<b>13.2</b>	<b>na</b>	<b>11</b>

Scoring	TD	Ru	Pa	Rt	PAT	FG	2Pt	Pts
Murray	2	1	1	0	8/12	2/4	0	26
Bukant	3	3	0	0			0	18
Arnold	2	0	1	1			0	12
Carter	2	0	2	0			0	12
Reese	0	0	0	0	1/1	2/4	0	7
Hewitt	1	0	1	0			0	6
Newton	1	0	1	0			0	6
O'Brien	1	1	0	0			0	6
Ramsey	1	0	1	0			0	6
Schmitt	1	0	0	1			0	6
<b>Eagles</b>	<b>14</b>	<b>5</b>	<b>7</b>	<b>2</b>	<b>9/13</b>	<b>4/8</b>	<b>0</b>	<b>105</b>
<b>Opponents</b>	<b>25</b>	<b>11</b>	<b>11</b>	<b>3</b>	<b>23/25</b>	<b>9/18</b>	<b>0</b>	<b>200</b>

Passing	Att	Cmp	Yds	Cmp%	Yds/Att	TD	TD%	Int	Int%	Lg	Sk/Lost	Rat
O'Brien	201	99	1324	49.3	6.59	6	3.0	17	8.5	na	na	45.3
Mortell	41	12	134	29.3	3.27	1	2.4	0	0.0	na	na	48.8
Smukler	20	7	56	35.0	2.80	0	0.0	4	20.0	na	na	4.2
Riffle	4	1	2	25.0	0.50	0	0.0	1	25.0	na	na	0.0
Bukant	1	0	0	0.0	0.00	0	0.0	0	0.0	na	na	39.6
Hewitt	0	0	0	---	---	0	---	0	---	na	na	---
<b>Eagles</b>	<b>267</b>	<b>119</b>	<b>1516</b>	<b>44.6</b>	<b>5.68</b>	<b>7</b>	<b>2.6</b>	<b>22</b>	<b>8.2</b>	<b>na</b>	<b>na</b>	<b>37.3</b>
<b>Opponents</b>	<b>210</b>	<b>98</b>	<b>1290</b>	<b>46.7</b>	<b>6.14</b>	<b>11</b>	<b>5.2</b>	<b>17</b>	<b>8.1</b>	<b>na</b>	<b>na</b>	<b>50.3</b>

Punting	No	Yds	Avg	Net	TB	Lg	B
Murray	33	1220	37.0	37.0	0	54	0
Mortell	23	907	39.4	39.4	0	62	1
Riffle	17	683	40.2	40.2	0	49	0
Smukler	10	483	48.3	48.3	0	62	0
O'Brien	3	120	40.0	40.0	0	64	0
Arnold	1	42	42.0	42.0	0	42	0
Bukant	1	54	54.0	54.0	0	54	0
<b>Eagles</b>	<b>88</b>	<b>3509</b>	<b>39.9</b>	<b>34.6</b>	<b>0</b>	<b>64</b>	<b>1</b>
<b>Opponents</b>	<b>73</b>	<b>2890</b>	<b>39.6</b>	<b>34.5</b>	<b>0</b>	<b>80</b>	<b>2</b>

# 1940 EAGLES STATISTICS



Record: 1-10, 5th in Eastern				
Head Coach: Bert Bell				
S-15	L	20-27	at Green Bay	11,657
S-22	L	13-21	at Cleveland Rams	15,941
S-28	L	14-20	NY Giants	26,431
O-04	L	17-30	at Brooklyn Dodgers	24,008
O-13	L	7-17	at NY Giants	30,317
O-20	L	17-34	Washington	25,062
O-26	L	7-21	Brooklyn Dodgers	6,500
N-10	L	3-7	at Pittsburgh	9,556
N-17	L	0-21	Detroit	6,327
N-28	W	7-0	Pittsburgh	4,200
D-01	L	6-13	at Washington	25,838

Rushing	No.	Yds	Avg	Lg	TD
Riffle	81	238	2.9	na	4
Hackney	32	101	3.2	na	1
Emmons	29	77	2.7	na	1
Cole	26	75	2.9	na	0
Bukant	18	50	2.8	na	1
Arnold	3	9	3.0	na	0
Murray	8	7	0.9	na	0
Schmitt	1	6	6.0	6	0
McDonald	2	-2	-1.0	na	0
Carter	1	-3	-3.0	-3	0
Looney	2	-4	-2.0	na	0
Watkins	14	-76	-5.4	na	0
O'Brien	100	-180	-1.8	na	1

Score By Periods	Q1	Q2	Q3	Q4	OT	Pts
Eagles	16	27	14	54	0	111
Opponents	65	46	64	36	0	211

Scoring	TD	Ru	Pa	Rt	PAT	FG	2Pt	Pts
Looney	5	0	4	1			0	30
Riffle	5	4	1	0			0	30
Emmons	2	1	1	0			0	12
Somers	0	0	0	0	1/1	2/9	0	7
Bukant	1	1	0	0			0	6
Cole	0	0	0	0	3/4	1/1	0	6
Hackney	1	1	0	0			0	6
Murray	0	0	0	0	6/8	0/1	0	6
O'Brien	1	1	0	0			0	6
Watkins	0	0	0	0	2/2	0/0	0	2

<b>Eagles</b>	<b>15</b>	<b>8</b>	<b>6</b>	<b>1</b>	<b>12/15</b>	<b>3/11</b>	<b>0</b>	<b>111</b>
<b>Opponents</b>	<b>28</b>	<b>18</b>	<b>9</b>	<b>1</b>	<b>23/28</b>	<b>6/11</b>	<b>1</b>	<b>211</b>

TEAM STATS	EAGLES	OPP
<b>Total First Downs</b>	<b>122</b>	<b>115</b>
Rushing	40	77
Passing	72	35
Penalty	10	3
<b>3rd Down: Made/Att</b>	<b>na</b>	<b>na</b>
3rd Down Pct.	na	na
<b>4th Down: Made/Att</b>	<b>na</b>	<b>na</b>
4th Down Pct.	na	na
<b>Possession Avg.</b>	<b>na</b>	<b>na</b>
<b>Total Net Yards</b>	<b>2153</b>	<b>2790</b>
Avg. Per Game	195.7	253.6
Total Plays	679	611
Avg. Per Play	3.2	4.6
<b>Net Yards Rushing</b>	<b>298</b>	<b>1778</b>
Avg. Per Game	27.1	161.6
Total Rushes	317	460
<b>Net Yards Passing</b>	<b>1855</b>	<b>1012</b>
Avg. Per Game	168.6	92.0
Sacked/Yards Lost	na	na
Gross Yards	na	na
Att./Completions	362/152	151/80
Completion Pct.	42.0	53.0
Had Intercepted	20	12
<b>Punts/Average</b>	<b>87/36.5</b>	<b>74/37.6</b>
<b>Net Punting Avg.</b>	<b>87/29.1</b>	<b>76/32.3</b>
<b>Penalties/Yards</b>	<b>na</b>	<b>na</b>
<b>Fumbles/Ball Lost</b>	<b>na</b>	<b>na</b>
<b>Touchdowns</b>	<b>15</b>	<b>28</b>
Rushing	8	18
Passing	6	9
Returns	1	1

Receiving	No.	Yds	Avg	Lg	TD
Looney	58	707	12.2	na	4
Ramsey	17	143	8.4	na	0
McDonald	14	289	20.6	na	0
Carter	12	201	16.8	na	0
Murray	12	125	10.4	na	0
Wendlick	8	67	8.4	na	0
Riffle	8	58	7.3	na	1
Arnold	7	145	20.7	na	0
Kolberg	6	43	7.2	na	0
Emmons	3	19	6.3	na	1
Cole	2	11	5.5	na	0
Hackney	2	4	2.0	na	0
Newton	1	22	22.0	22	0
Bukant	1	13	13.0	13	0
Schmitt	1	8	8.0	8	0

<b>Eagles</b>	<b>152</b>	<b>1855</b>	<b>12.2</b>	<b>na</b>	<b>6</b>
<b>Opponents</b>	<b>80</b>	<b>1012</b>	<b>12.7</b>	<b>na</b>	<b>9</b>

INTs	No.	Yds	Avg	Lg	TD
O'Brien	4	92	23.0	51	0
Murray	2	10	5.0	6	0
Kolberg	1	15	15.0	15	0
Newton	1	12	12.0	12	0
Bukant	1	10	10.0	10	0
Ramsey	1	5	5.0	5	0
Arnold	1	4	4.0	4	0
Cherundolo	1	0	0.0	0	0

<b>Eagles</b>	<b>12</b>	<b>148</b>	<b>12.3</b>	<b>51</b>	<b>0</b>
<b>Opponents</b>	<b>20</b>	<b>142</b>	<b>7.1</b>	<b>45</b>	<b>0</b>

Punting	No	Yds	Avg	Net	TB	Lg	B
Murray	30	1098	36.6	36.6	0	50	0
Bukant	15	568	37.9	37.9	0	52	0
Riffle	14	479	34.2	34.2	0	48	0
Cole	10	336	33.6	33.6	0	66	0
Kolberg	10	401	40.1	40.1	0	50	0
O'Brien	6	246	41.0	41.0	0	56	0
Watkins	2	45	22.5	22.5	0	35	0

<b>Eagles</b>	<b>87</b>	<b>3173</b>	<b>36.5</b>	<b>29.1</b>	<b>0</b>	<b>66</b>	<b>0</b>
<b>Opponents</b>	<b>74</b>	<b>2781</b>	<b>37.6</b>	<b>32.3</b>	<b>0</b>	<b>85</b>	<b>2</b>

Passing	Att	Cmp	Yds	Cmp%	Yds/Att	TD	TD%	Int	Int%	Lg	Sk/Lost	Rat
O'Brien	277	124	1290	44.8	4.66	5	1.8	17	6.1	na	na	39.2
Watkins	85	28	565	32.9	6.65	1	1.2	3	3.5	na	na	46.4
<b>Eagles</b>	<b>362</b>	<b>152</b>	<b>1855</b>	<b>42.0</b>	<b>5.12</b>	<b>6</b>	<b>1.7</b>	<b>20</b>	<b>5.5</b>	<b>na</b>	<b>na</b>	<b>40.9</b>
<b>Opponents</b>	<b>151</b>	<b>80</b>	<b>1012</b>	<b>53.0</b>	<b>6.70</b>	<b>9</b>	<b>6.0</b>	<b>12</b>	<b>7.9</b>	<b>na</b>	<b>na</b>	<b>60.9</b>



# 1941 EAGLES STATISTICS



Record: 2-8-1, 4th in Eastern					
Head Coach: Greasy Neale					
S-13	L	0-24	NY Giants	25,478	
S-21	W	10-7	at Pittsburgh	12,893	
S-27	L	13-24	Brooklyn Dodgers	16,341	
0-12	L	0-16	at NY Giants	30,842	
0-19	L	17-21	Washington	19,071	
0-26	W	21-14	Chicago Cardinals	12,683	
N-02	L	6-15	at Brooklyn Dodgers	15,899	
N-09	T	7-7	Pittsburgh	15,601	
N-16	L	17-21	at Detroit	16,306	
N-30	L	14-49	Chicago Bears	32,608	
D-07	L	14-20	at Washington	27,102	

Rushing	No.	Yds	Avg	Lg	TD
Castiglia	60	183	3.1	47t	4
DeSantis	45	125	2.8	26	0
Fox	21	97	4.6	13	0
Banta	27	92	3.4	31	1
Bartholomew	21	69	3.3	10	0
Landsberg	23	69	3.0	33	0
Barnum	35	64	1.8	20	0
Gloden	22	55	2.5	10	0
Basca	15	44	2.9	18	1
Tomasetti	10	37	3.7	11	0
Watkins	15	11	0.7	8	0
McAfee	9	6	0.7	3	0
Ghecas	2	0	0.0	3	0
Conti	1	-1	-1.0	-1	0
Thompson	54	-2	-0.0	14	0
<b>Eagles</b>	<b>360</b>	<b>849</b>	<b>2.4</b>	<b>47t</b>	<b>6</b>
<b>Opponents</b>	<b>435</b>	<b>1485</b>	<b>3.4</b>	<b>46</b>	<b>12</b>

Scoring	TD	Ru	Pa	Rt	PAT	FG	2Pt	Pts
Castiglia	4	4	0	0			0	24
Basca	1	1	0	0	9/9	1/2	0	18
Humbert	3	0	3	0			0	18
Krieger	2	0	2	0			0	12
Barnum	0	0	0	0	2/2	2/6	0	8
McAfee	1	0	1	0	2/2	0/0	0	8
Banta	1	1	0	0			0	6
Cabrelli	1	0	1	0			0	6
Piro	1	0	1	0			0	6
Thompson	1	0	1	0			0	6
Tomasetti	1	0	1	0			0	6
DeSantis	0	0	0	0	1/1	0/0	0	1
<b>Eagles</b>	<b>16</b>	<b>6</b>	<b>10</b>	<b>0</b>	<b>14/14</b>	<b>3/8</b>	<b>0</b>	<b>119</b>
<b>Opponents</b>	<b>29</b>	<b>12</b>	<b>14</b>	<b>3</b>	<b>27/29</b>	<b>5/13</b>	<b>0</b>	<b>218</b>

\* Opponents registered one safety

TEAM STATS	EAGLES	OPP
<b>Total First Downs</b>	<b>128</b>	<b>126</b>
Rushing	60	72
Passing	59	47
Penalty	9	7
<b>3rd Down: Made/Att</b>	<b>na</b>	<b>na</b>
3rd Down Pct.	na	na
<b>4th Down: Made/Att</b>	<b>na</b>	<b>na</b>
4th Down Pct.	na	na
<b>Possession Avg.</b>	<b>na</b>	<b>na</b>
<b>Total Net Yards</b>	<b>2313</b>	<b>2887</b>
Avg. Per Game	210.3	262.5
Total Plays	609	673
Avg. Per Play	3.8	4.3
<b>Net Yards Rushing</b>	<b>849</b>	<b>1485</b>
Avg. Per Game	77.2	135.0
Total Rushes	360	435
<b>Net Yards Passing</b>	<b>1363</b>	<b>1369</b>
Avg. Per Game	123.9	124.5
Sacked/Yards Lost	na	na
Gross Yards	na	na
Att./Completions	249/115	238/100
Completion Pct.	46.2	42.0
Had Intercepted	27	21
<b>Punts/Average</b>	<b>69/41.0</b>	<b>66/37.0</b>
<b>Net Punting Avg.</b>	<b>69/33.1</b>	<b>68/33.6</b>
<b>Penalties/Yards</b>	<b>54/407</b>	<b>52/495</b>
<b>Fumbles/Ball Lost</b>	<b>24/15</b>	<b>21/10</b>
<b>Touchdowns</b>	<b>16</b>	<b>29</b>
Rushing	6	12
Passing	10	14
Returns	0	3

Receiving	No.	Yds	Avg	Lg	TD
Humbert	29	332	11.4	33	3
Krieger	19	240	12.6	33	2
Piro	10	141	14.1	26	1
Fox	6	71	11.8	21	0
Tomasetti	5	54	10.8	40t	1
Shonk	5	52	10.4	14	0
Landsberg	5	51	10.2	19	0
Cabrelli	4	90	22.5	50	1
DeSantis	4	53	13.3	19	0
Watkins	4	36	9.0	16	0
Thompson	4	30	7.5	13	1
Castiglia	4	24	6.0	11	0
McAfee	3	30	10.0	13	1
Bartholomew	3	15	5.0	7	0
Basca	2	45	22.5	25	0
Banta	2	42	21.0	37	0
Ferrante	2	22	11.0	12	0
Gloden	2	13	6.5	11	0
Barnum	1	11	11.0	11	0
Hershey	1	11	11.0	11	0
<b>Eagles</b>	<b>115</b>	<b>1363</b>	<b>11.9</b>	<b>50</b>	<b>10</b>
<b>Opponents</b>	<b>100</b>	<b>1369</b>	<b>13.7</b>	<b>71t</b>	<b>14</b>

INTs	No.	Yds	Avg	Lg	TD
Basca	3	27	9.0	na	0
Thompson	3	24	8.0	na	0
Landsberg	2	45	22.5	na	0
Graham	2	39	19.5	na	0
DeSantis	2	37	18.5	na	0
Barnum	2	20	10.0	na	0
Feibish	1	9	9.0	9	0
Cemore	1	6	6.0	6	0
Bartholomew	1	5	5.0	5	0
Shonk	1	1	1.0	1	0
Castiglia	1	0	0.0	0	0
Humbert	1	0	0.0	0	0
Piro	1	0	0.0	0	0
<b>Eagles</b>	<b>21</b>	<b>213</b>	<b>10.1</b>	<b>na</b>	<b>0</b>
<b>Opponents</b>	<b>27</b>	<b>522</b>	<b>19.3</b>	<b>na</b>	<b>2</b>

Kickoff Returns	No.	Yds	Avg	Lg	TD
Castiglia	7	199	28.4	72	0
DeSantis	6	144	24.0	30	0
Barnum	3	58	19.3	24	0
Bartholomew	2	56	28.0	45	0
Landsberg	2	49	24.5	38	0
McAfee	2	64	32.0	39	0
Basca	1	22	22.0	22	0
Fox	1	16	16.0	16	0
Ghecas	1	17	17.0	17	0
Hinkle	1	5	5.0	5	0
Humbert	1	15	15.0	15	0
Piro	1	33	33.0	33	0
Shonk	1	16	16.0	16	0
Thompson	1	23	23.0	23	0
Watkins	1	17	17.0	17	0
<b>Eagles</b>	<b>31</b>	<b>734</b>	<b>23.7</b>	<b>72</b>	<b>0</b>
<b>Opponents</b>	<b>26</b>	<b>502</b>	<b>19.3</b>	<b>53</b>	<b>0</b>

Score By Periods	Q1	Q2	Q3	Q4	OT	Pts
Eagles	35	40	31	13	0	119
Opponents	29	48	42	99	0	218

Punting	No	Yds	Avg	Net	TB	Lg	B
Barnum	41	1788	43.6	42.6	2	68	0
Basca	10	348	34.8	29.6	0	45	0
Banta	9	412	45.8	45.8	0	67	0
DeSantis	7	206	29.4	29.4	0	45	0
McAfee	1	32	32.0	32.0	0	32	0
Thompson	1	43	43.0	43.0	0	43	0
<b>Eagles</b>	<b>69</b>	<b>2829</b>	<b>41.0</b>	<b>33.1</b>	<b>2</b>	<b>68</b>	<b>0</b>
<b>Opponents</b>	<b>66</b>	<b>2445</b>	<b>37.0</b>	<b>33.6</b>	<b>1</b>	<b>70</b>	<b>2</b>

Punt Returns	Ret	FC	Yds	Avg	Lg	TD
DeSantis	9	0	80	8.9	18	0
Thompson	5	0	27	5.4	15	0
McAfee	3	0	21	7.0	13	0
Watkins	3	0	17	5.7	8	0
Landsberg	2	0	15	7.5	9	0
Tomasetti	2	0	30	15.0	15	0
Ghecas	1	0	11	11.0	11	0
Basca	1	0	8	8.0	8	0
Bartholomew	1	0	1	1.0	1	0
<b>Eagles</b>	<b>27</b>	<b>0</b>	<b>210</b>	<b>7.8</b>	<b>18</b>	<b>0</b>
<b>Opponents</b>	<b>37</b>	<b>0</b>	<b>503</b>	<b>13.6</b>	<b>25</b>	<b>0</b>

Passing	Att	Cmp	Yds	Cmp%	Yds/Att	TD	TD%	Int	Int%	Lg	Sk/Lost	Rat
Thompson	162	86	959	53.1	5.92	8	4.9	14	8.6	50	na	51.4
Barnum	55	19	260	34.5	4.73	0	0.0	10	18.2	33	na	11.0
DeSantis	7	3	78	42.9	11.14	1	14.3	1	14.3	40t	na	84.2
Watkins	10	6	62	60.0	6.20	1	10.0	0	0.0	15	na	111.3
McAfee	4	1	4	25.0	1.00	0	0.0	0	0.0	4	na	39.6
Castiglia	7	0	0	0.0	0.00	0	0.0	1	14.3	0	na	0.0
Basca	4	0	0	0.0	0.00	0	0.0	1	25.0	--	na	0.0
<b>Eagles</b>	<b>249</b>	<b>115</b>	<b>1363</b>	<b>46.2</b>	<b>5.47</b>	<b>10</b>	<b>4.0</b>	<b>27</b>	<b>10.8</b>	<b>50</b>	<b>na</b>	<b>37.2</b>
<b>Opponents</b>	<b>238</b>	<b>100</b>	<b>1369</b>	<b>42.0</b>	<b>5.75</b>	<b>14</b>	<b>5.9</b>	<b>21</b>	<b>8.8</b>	<b>71t</b>	<b>na</b>	<b>43.9</b>

# 1942 EAGLES STATISTICS



**Record: 2-9, 5th in Eastern**  
**Head Coach: Greasy Neale**

S-13	W	24-14	at Pittsburgh	13,349
S-20	L	14-24	at Cleveland Rams (Akron, OH)	6,434
S-27	L	14-35	Brooklyn Dodgers (Buffalo, NY)	5,286
O-04	L	10-14	Washington	15,500
O-11	L	17-35	at NY Giants	28,264
O-18	L	0-14	Pittsburgh	12,500
O-25	L	14-45	at Chicago Bears	15,372
N-01	L	27-30	at Washington	32,658
N-08	L	0-14	NY Giants	13,600
N-15	W	14-7	at Brooklyn Dodgers	3,858
N-29	L	0-7	Green Bay	13,700

TEAM STATS	EAGLES	OPP
<b>Total First Downs</b>	<b>124</b>	<b>131</b>
Rushing	66	78
Passing	50	40
Penalty	8	13
<b>3rd Down: Made/Att</b>	<b>na</b>	<b>na</b>
3rd Down Pct.	na	na
<b>4th Down: Made/Att</b>	<b>na</b>	<b>na</b>
4th Down Pct.	na	na
<b>Possession Avg.</b>	<b>na</b>	<b>na</b>
<b>Total Net Yards</b>	<b>2535</b>	<b>3010</b>
Avg. Per Game	230.5	273.6
Total Plays	619	642
Avg. Per Play	4.1	4.7
<b>Net Yards Rushing</b>	<b>1089</b>	<b>1717</b>
Avg. Per Game	99.0	156.1
Total Rushes	406	464
<b>Net Yards Passing</b>	<b>1416</b>	<b>1241</b>
Avg. Per Game	128.7	112.8
Sacked/Yards Lost	na	na
Gross Yards	na	na
Att./Completions	213/96	178/79
Completion Pct.	45.1	44.4
Had Intercepted	17	18
<b>Punts/Average</b>	<b>71/40.1</b>	<b>65/40.4</b>
<b>Net Punting Avg.</b>	<b>73/33.8</b>	<b>65/31.2</b>
<b>Penalties/Yards</b>	<b>47/392</b>	<b>51/452</b>
<b>Fumbles/Ball Lost</b>	<b>26/11</b>	<b>20/10</b>
<b>Touchdowns</b>	<b>18</b>	<b>33</b>
Rushing	6	15
Passing	8	12
Returns	3	5

Score By Periods	Q1	Q2	Q3	Q4	OT	Pts
Eagles	20	41	24	49	0	134
Opponents	73	38	76	52	0	239

Passing	Att	Cmp	Yds	Cmp%	Yds/Att	TD	TD%	Int	Int%	Lg	Sk/Lost	Rat
Thompson	203	95	1410	46.8	6.95	8	3.9	16	7.9	65t	na	50.3
Barnum	9	1	6	11.1	0.67	0	0.0	1	11.1	6	na	0.0
Jefferson	1	0	0	0.0	0.00	0	0.0	0	0.0	0	na	39.6
<b>Eagles</b>	<b>213</b>	<b>96</b>	<b>1416</b>	<b>45.1</b>	<b>6.65</b>	<b>8</b>	<b>3.8</b>	<b>17</b>	<b>8.0</b>	<b>65t</b>	<b>na</b>	<b>46.6</b>
<b>Opponents</b>	<b>178</b>	<b>79</b>	<b>1241</b>	<b>44.4</b>	<b>6.97</b>	<b>12</b>	<b>6.7</b>	<b>18</b>	<b>10.1</b>	<b>53t</b>	<b>na</b>	<b>51.0</b>

Rushing	No.	Yds	Avg	Lg	TD	Scoring	TD	Ru	Pa	Rt	PAT	FG	2Pt	Pts
Davis	43	207	4.8	44	2	Davis	3	2	1	0			0	18
Pritchard	35	193	5.5	36	0	Barnum	0	0	0	0	7/8	3/7	0	16
Ted Williams	50	183	3.7	33t	2	Erdlitz	1	1	0	0	8/8	0/0	0	14
Steele	24	124	5.2	55	0	Steele	2	0	1	1	1/1	0/0	0	13
Tomasetti	45	102	2.3	14	0	Johnson	2	0	2	0			0	12
Erdlitz	21	69	3.3	17	1	Ted Williams	2	2	0	0			0	12
Barnum	30	64	2.1	7	0	Cabrelli	1	0	1	0			0	6
Jefferson	11	57	5.2	13	0	Combs	1	0	1	0			0	6
Johnson	27	54	2.0	13	0	Meyer	1	0	1	0			0	6
Stackpool	15	47	3.1	9	0	Pate	1	0	0	1			0	6
Hall	8	14	1.8	11	0	Pritchard	1	0	0	1			0	6
Meyer	2	13	6.5	10	0	Sears	1	0	0	1			0	6
Masters	1	3	3.0	3	0	Supulski	1	0	1	0			0	6
Supulski	1	1	1.0	1	0	Thompson	1	1	0	0			0	6
Binotto	1	-10	-10.0	-10	0	Graves	0	0	0	0	1/1	0/0	0	1
Thompson	92	-32	-0.3	22	1	Kasky	0	0	0	0	0/0	0/1	0	0
<b>Eagles</b>	<b>406</b>	<b>1089</b>	<b>2.7</b>	<b>55</b>	<b>6</b>	<b>Eagles</b>	<b>18</b>	<b>6</b>	<b>8</b>	<b>4</b>	<b>17/18</b>	<b>3/8</b>	<b>0</b>	<b>134</b>
<b>Opponents</b>	<b>464</b>	<b>1717</b>	<b>3.7</b>	<b>63</b>	<b>15</b>	<b>Opponents</b>	<b>33</b>	<b>15</b>	<b>12</b>	<b>6</b>	<b>32/33</b>	<b>3/14</b>	<b>0</b>	<b>239</b>

Receiving	No.	Yds	Avg	Lg	TD	Punting	No	Yds	Avg	Net	TB	Lg	B
Meyer	16	324	20.3	60	1	Barnum	50	2106	42.1	37.5	0	65	1
Cabrelli	15	229	15.3	29	1	Pritchard	17	595	35.0	35.0	0	45	0
Johnson	9	123	13.7	65t	2	Steele	2	61	30.5	30.5	0	51	1
Ted Williams	9	58	6.4	15	0	Hall	1	36	36.0	36.0	0	36	0
Supulski	8	149	18.6	41t	1	Jefferson	1	50	50.0	50.0	0	50	0
Steele	7	114	16.3	36	1	<b>Eagles</b>	<b>71</b>	<b>2848</b>	<b>40.1</b>	<b>33.8</b>	<b>0</b>	<b>65</b>	<b>2</b>
Davis	6	93	15.5	48	1	<b>Opponents</b>	<b>65</b>	<b>2627</b>	<b>40.4</b>	<b>31.2</b>	<b>0</b>	<b>63</b>	<b>0</b>
Erdlitz	5	78	15.6	42	0								
Priestley	4	47	11.8	15	0								

Kickoff Returns	No.	Yds	Avg	Lg	TD
Davis	9	140	15.6	28	0
Steele	6	140	23.3	36	0
Thompson	5	76	15.2	22	0
Pritchard	3	134	44.7	97t	1
Tomasetti	4	90	22.5	31	0
Jefferson	3	74	24.7	22	0
Ted Williams	3	58	19.3	22	0
Johnson	2	40	20.0	20	0
Barnum	1	16	16.0	16	0
Erdlitz	1	25	25.0	25	0
Hall	1	22	22.0	22	0
Hrabetin	1	7	7.0	7	0
Meyer	1	14	14.0	14	0
Smith	1	13	13.0	13	0
Stackpool	1	13	13.0	13	0
<b>Eagles</b>	<b>42</b>	<b>900</b>	<b>21.4</b>	<b>97t</b>	<b>1</b>
<b>Opponents</b>	<b>26</b>	<b>632</b>	<b>24.3</b>	<b>95t</b>	<b>1</b>

INTs	No.	Yds	Avg	Lg	TD
Thompson	4	28	7.0	22	0
Pritchard	3	23	7.7	10	0
Steele	2	49	24.5	29	0
Davis	2	35	17.5	35	0
Tomasetti	1	23	23.0	23	0
Barnum	1	11	11.0	11	0
Hayden	1	5	5.0	5	0
Supulski	1	5	5.0	5	0
Erdlitz	1	0	0.0	0	0
Gerber	1	0	0.0	0	0
Graves	1	0	0.0	0	0
<b>Eagles</b>	<b>18</b>	<b>179</b>	<b>9.9</b>	<b>35</b>	<b>0</b>
<b>Opponents</b>	<b>17</b>	<b>224</b>	<b>13.2</b>	<b>34</b>	<b>0</b>

Punt Returns	Ret	FC	Yds	Avg	Lg	TD
Pritchard	11	na	107	9.7	19	0
Davis	10	na	84	8.4	16	0
Steele	9	na	264	20.4	80t	1
Thompson	8	na	60	7.5	12	0
Tomasetti	3	na	37	12.3	20	0
Barnum	1	na	44	44.0	44	0
<b>Eagles</b>	<b>42</b>	<b>na</b>	<b>596</b>	<b>14.2</b>	<b>80t</b>	<b>1</b>
<b>Opponents</b>	<b>31</b>	<b>na</b>	<b>445</b>	<b>14.4</b>	<b>51</b>	<b>0</b>

# 1943 STEAGLES STATISTICS



Record: 5-4-1, 3rd in Eastern				
Head Coach: Greasy Neale & Walt				
0-02	W	17-0	Brooklyn Dodgers	11,131
0-09	W	28-14	NY Giants	15,340
0-17	L	21-48	at Chicago Bears	21,744
0-24	L	14-42	at NY Giants	42,681
0-31	W	34-13	Chi. Cardinals (Pitt.)	16,351
N-07	T	14-14	Washington	28,893
N-14	L	7-13	at Brooklyn Dodgers	7,614
N-21	W	35-34	Detroit (Pitt.)	23,338
N-28	W	27-14	at Washington	35,826
D-05	L	28-38	Green Bay	34,294

TEAM STATS	STEAGLES	OPP
<b>Total First Downs</b>	<b>138</b>	<b>96</b>
Rushing	96	42
Passing	32	41
Penalty	10	13
<b>3rd Down: Made/Att</b>	<b>na</b>	<b>na</b>
3rd Down Pct.	na	na
<b>4th Down: Made/Att</b>	<b>na</b>	<b>na</b>
4th Down Pct.	na	na
<b>Possession Avg.</b>	<b>na</b>	<b>na</b>
<b>Total Net Yards</b>	<b>2878</b>	<b>2301</b>
Avg. Per Game	287.8	230.1
Total Plays	634	533
Avg. Per Play	4.5	4.3
<b>Net Yards Rushing</b>	<b>1730</b>	<b>793</b>
Avg. Per Game	173.0	79.3
Total Rushes	459	312
<b>Net Yards Passing</b>	<b>1138</b>	<b>1393</b>
Avg. Per Game	113.8	139.3
Sacked/Yards Lost	na	na
Gross Yards	na	na
Att./Completions	175/65	221/102
Completion Pct.	37.1	46.2
Had Intercepted	20	22
<b>Punts/Average</b>	<b>62/34.4</b>	<b>60/40.0</b>
<b>Net Punting Avg.</b>	<b>65/28.8</b>	<b>62/34.4</b>
<b>Penalties/Yards</b>	<b>54/484</b>	<b>59/466</b>
<b>Fumbles/Ball Lost</b>	<b>37/15</b>	<b>20/8</b>
<b>Touchdowns</b>	<b>32</b>	<b>33</b>
Rushing	17	10
Passing	11	15
Returns	4	7

Score By Periods	Q1	Q2	Q3	Q4	OT	Pts
Steagles	73	28	14	110	0	225
Opponents	49	85	48	48	0	230

Passing	Att	Cmp	Yds	Cmp%	Yds/Att	TD	TD%	Int	Int%	Lg	Sk/Lost	Rat
Zimmerman	124	43	846	34.7	6.82	9	7.3	17	13.7	60t	0/0	44.0
Sherman	37	16	208	43.2	5.62	2	5.4	1	2.7	49	0/0	68.3
Butler	13	6	84	46.2	6.46	0	0.0	1	7.7	26	0/0	35.4
Steele	1	0	0	0.0	0.00	0	0.0	1	100.0	0	0/0	0.0
<b>Steagles</b>	<b>175</b>	<b>65</b>	<b>1138</b>	<b>37.1</b>	<b>6.50</b>	<b>11</b>	<b>6.3</b>	<b>20</b>	<b>11.4</b>	<b>60t</b>	<b>0/0</b>	<b>41.5</b>
<b>Opponents</b>	<b>221</b>	<b>102</b>	<b>1393</b>	<b>46.2</b>	<b>6.30</b>	<b>15</b>	<b>6.8</b>	<b>22</b>	<b>10.0</b>	<b>72t</b>	<b>0/0</b>	<b>49.8</b>

Rushing	No.	Yds	Avg	Lg	TD
Hinkle	116	571	4.9	56	3
Steele	85	409	4.8	47t	4
Butler	87	362	4.2	69	3
Thurbon	71	291	4.1	25	5
Gauer	12	69	5.8	25	0
Kish	22	50	2.3	11	0
Laux	9	23	2.6	12	0
Bova	1	11	11.0	11	0
Masters	2	6	3.0	7	0
Sader	3	5	1.7	16	0
Steward	1	-6	-6.0	-6	0
Sherman	17	-20	-1.2	5	1
Zimmerman	33	-41	-1.2	12	1
<b>Steagles</b>	<b>459</b>	<b>1730</b>	<b>3.8</b>	<b>69</b>	<b>17</b>
<b>Opponents</b>	<b>312</b>	<b>793</b>	<b>2.5</b>	<b>59</b>	<b>10</b>

Receiving	No.	Yds	Avg	Lg	TD
Bova	17	419	24.6	51t	5
Cabrelli	12	199	16.6	49	1
Steele	9	168	18.7	60t	2
Kish	8	67	8.4	17	1
Thurbon	6	100	16.7	43	1
Butler	3	63	21.0	37	0
Miller	3	60	20.0	32	1
Hewitt	2	22	11.0	11	0
Laux	2	19	9.5	15	0
Gauer	2	18	9.0	14	0
Hinkle	1	3	3.0	3	0
<b>Steagles</b>	<b>65</b>	<b>1138</b>	<b>17.5</b>	<b>60t</b>	<b>11</b>
<b>Opponents</b>	<b>102</b>	<b>1393</b>	<b>13.7</b>	<b>72t</b>	<b>15</b>

INTs	No.	Yds	Avg	Lg	TD
Kish	5	114	22.8	86t	1
Zimmerman	5	19	3.8	10	0
Hinkle	4	98	24.5	91	0
Cabrelli	1	24	24.0	24t	1
Laux	1	24	24.0	24	0
Graves	1	15	15.0	15	0
Wukits	1	7	7.0	7	0
Thurbon	1	3	3.0	3	0
Conti	1	0	0.0	0	0
Gauer	1	0	0.0	0	0
Miller	1	0	0.0	0	0
<b>Steagles</b>	<b>22</b>	<b>304</b>	<b>13.8</b>	<b>91</b>	<b>2</b>
<b>Opponents</b>	<b>20</b>	<b>268</b>	<b>13.4</b>	<b>45</b>	<b>1</b>

**1943 STEAGLES**  
 With the shortage of manpower due to World War II, the Eagles and Steelers merged for the 1943 football season to become the Steagles. The Steagles, who finished their only season 5-4-1, split their home games between Philadelphia's Shibe Park and Pittsburgh's Forbes Field.

Scoring	TD	Ru	Pa	Rt	PAT	FG	2Pt	Pts
Steele	6	4	2	0			0	36
Thurbon	6	5	1	0			0	36
Zimmerman	1	1	0	0	26/28	1/7	0	35
Bova	5	0	5	0			0	30
Hinkle	4	3	0	1			0	24
Butler	3	3	0	0			0	18
Cabrelli	2	0	1	1			0	12
Kish	2	0	1	1			0	12
Miller	1	0	1	0			0	6
Sherman	1	1	0	0			0	6
Wukits	1	0	0	1			0	6
Laux	0	0	0	0	2/2	0/0	0	2
Paschka	0	0	0	0	2/2	0/0	0	2
<b>Steagles</b>	<b>32</b>	<b>17</b>	<b>11</b>	<b>4</b>	<b>30/32</b>	<b>1/7</b>	<b>0</b>	<b>225</b>
<b>Opponents</b>	<b>33</b>	<b>10</b>	<b>15</b>	<b>8</b>	<b>29/33</b>	<b>1/11</b>	<b>0</b>	<b>230</b>

Punting	No	Yds	Avg	Net	TB	Lg	B
Zimmerman	44	1521	34.6	31.7	0	53	2
Butler	11	407	37.0	37.0	0	45	0
Hinkle	4	78	19.5	19.5	0	45	1
Steward	2	84	42.0	42.0	0	47	0
Kish	1	42	42.0	42.0	0	42	0
<b>Steagles</b>	<b>62</b>	<b>2132</b>	<b>34.4</b>	<b>28.8</b>	<b>0</b>	<b>53</b>	<b>3</b>
<b>Opponents</b>	<b>60</b>	<b>2398</b>	<b>40.0</b>	<b>34.4</b>	<b>0</b>	<b>74</b>	<b>2</b>

Kickoff Returns	No.	Yds	Avg	Lg	TD
Hinkle	11	217	19.7	30	0
Steele	11	236	21.5	28	0
Butler	6	92	15.3	22	0
Thurbon	6	150	25.0	35	0
Zimmerman	3	55	18.3	20	0
Masters	2	37	18.5	19	0
Sears	1	15	15.0	15	0
<b>Steagles</b>	<b>40</b>	<b>802</b>	<b>20.1</b>	<b>35</b>	<b>0</b>
<b>Opponents</b>	<b>34</b>	<b>828</b>	<b>24.4</b>	<b>98t</b>	<b>2</b>

Punt Returns	Ret	FC	Yds	Avg	Lg	TD
Butler	13	na	108	8.3	15	0
Steele	12	na	152	12.7	30	0
Hinkle	4	na	45	11.3	14	0
Thurbon	2	na	19	9.5	14	0
Laux	1	na	11	11.0	11	0
<b>Steagles</b>	<b>32</b>	<b>na</b>	<b>335</b>	<b>10.5</b>	<b>30</b>	<b>0</b>
<b>Opponents</b>	<b>28</b>	<b>na</b>	<b>347</b>	<b>12.4</b>	<b>34</b>	<b>0</b>

# 1944 EAGLES STATISTICS



Record: 7-1-2 2nd in Eastern					
Head Coach: Greasy Neale					
S-26	W	28-7	at Boston Yanks	25,061	
O-08	T	31-31	Washington	32,549	
O-22	W	38-0	Boston Yanks	24,638	
O-29	W	24-17	at NY Giants	42,639	
N-05	W	21-7	at Brooklyn Dodgers	15,289	
N-12	T	21-21	NY Giants	33,248	
N-19	W	37-7	at Washington	35,540	
N-26	L	7-28	Chicago Bears	34,035	
D-03	W	34-0	Brooklyn Tigers	13,467	
D-10	W	26-13	Cleveland Rams	24,123	

TEAM STATS	EAGLES	OPP
<b>Total First Downs</b>	<b>110</b>	<b>86</b>
Rushing	73	43
Passing	27	35
Penalty	10	8
<b>3rd Down: Made/Att</b>	<b>na</b>	<b>na</b>
3rd Down Pct.	na	na
<b>4th Down: Made/Att</b>	<b>na</b>	<b>na</b>
4th Down Pct.	na	na
<b>Possession Avg.</b>	<b>na</b>	<b>na</b>
<b>Total Net Yards</b>	<b>2621</b>	<b>1943</b>
Avg. Per Game	262.1	194.3
Total Plays	560	552
Avg. Per Play	4.7	3.5
<b>Net Yards Rushing</b>	<b>1661</b>	<b>558</b>
Avg. Per Game	166.1	55.8
Total Rushes	424	321
<b>Net Yards Passing</b>	<b>941</b>	<b>1379</b>
Avg. Per Game	94.1	137.9
Sacked/Yards Lost	na	na
Gross Yards	na	na
Att./Completions	136/55	231/105
Completion Pct.	40.4	45.5
Had Intercepted	12	33
<b>Punts/Average</b>	<b>55/39.8</b>	<b>71/39.8</b>
<b>Net Punting Avg.</b>	<b>56/33.6</b>	<b>73/30.7</b>
<b>Penalties/Yards</b>	<b>66/523</b>	<b>79/570</b>
<b>Fumbles/Ball Lost</b>	<b>36/20</b>	<b>29/4</b>
<b>Touchdowns</b>	<b>37</b>	<b>19</b>
Rushing	21	6
Passing	9	12
Returns	6	1

Score By Periods	Q1	Q2	Q3	Q4	OT	Pts
Eagles	69	88	48	62	0	267
Opponents	41	29	19	42	0	131

Rushing	No.	Yds	Avg	Lg	TD
Van Buren	80	444	5.6	70t	5
Hinkle	92	421	4.6	26	2
Bleeker	60	315	5.3	37	4
Steele	59	247	4.2	56t	5
Banta	38	198	5.2	60t	2
Kish	22	96	4.4	20	0
Macioszczyk	16	55	3.4	12	0
Jarvi	5	16	3.2	4	0
Laux	2	-1	-0.5	0	0
Cabrelli	1	-2	-2.0	-2	0
Miller	1	-2	-2.0	-2	0
Sherman	22	-42	-1.9	9	1
Zimmerman	26	-84	-3.2	5	2
<b>Eagles</b>	<b>424</b>	<b>1661</b>	<b>3.9</b>	<b>70t</b>	<b>21</b>
<b>Opponents</b>	<b>321</b>	<b>558</b>	<b>1.7</b>	<b>68t</b>	<b>6</b>

Receiving	No.	Yds	Avg	Lg	TD
Cabrelli	14	169	12.1	30t	1
Bleeker	8	299	37.4	75t	4
Miller	8	135	16.9	49	0
Kish	5	73	14.6	45t	1
McDonald	4	26	6.5	9	1
Ferrante	3	66	22.0	45t	1
Macioszczyk	3	28	9.3	21	0
Gauer	2	35	17.5	18	0
Hinkle	2	34	17.0	22	0
Durko	2	31	15.5	23t	1
Steele	1	22	22.0	22	0
Jarvi	1	9	9.0	9	0
Banta	1	8	8.0	8	0
Laux	1	6	6.0	6	0
<b>Eagles</b>	<b>55</b>	<b>941</b>	<b>17.1</b>	<b>75t</b>	<b>9</b>
<b>Opponents</b>	<b>105</b>	<b>1379</b>	<b>13.1</b>	<b>70t</b>	<b>12</b>

INTs	No.	Yds	Avg	Lg	TD
Steele	6	113	18.8	62	0
Van Buren	5	47	9.4	13	0
Kish	4	52	13.0	15	0
Zimmerman	4	36	9.0	14	0
Hinkle	2	62	31.0	50t	1
Sherman	2	34	17.0	29	0
Lindskog	1	65	65.0	65t	1
Miller	1	35	35.0	35t	1
Banta	1	34	34.0	34	0
Maronic	1	32	32.0	32	0
Manzini	1	16	16.0	16	0
McDonald	1	14	14.0	14	0
Friedman	1	2	2.0	2	0
Gauer	1	2	2.0	2	0
Bleeker	1	0	0.0	0	0
Jarvi	1	0	0.0	0	0
<b>Eagles</b>	<b>33</b>	<b>544</b>	<b>16.5</b>	<b>65t</b>	<b>3</b>
<b>Opponents</b>	<b>12</b>	<b>160</b>	<b>13.3</b>	<b>34</b>	<b>0</b>

Scoring	TD	Ru	Pa	Rt	PAT	FG	2Pt	Pts
Zimmerman	3	2	0	1	32/34	4/8	0	62
Bleeker	8	4	4	0			0	48
Van Buren	7	5	0	2			0	42
Steele	5	5	0	0			0	30
Banta	3	2	0	1			0	18
Hinkle	3	2	0	1			0	18
Kish	1	0	1	0	1/1	0/0	0	7
Cabrelli	1	0	1	0			0	6
Durko	1	0	1	0			0	6
Ferrante	1	0	1	0			0	6
Lindskog	1	0	0	1			0	6
McDonald	1	0	1	0			0	6
Miller	1	0	0	1			0	6
Sherman	1	1	0	0			0	6
<b>Eagles</b>	<b>37</b>	<b>21</b>	<b>9</b>	<b>7</b>	<b>33/35</b>	<b>4/8</b>	<b>0</b>	<b>267</b>
<b>Opponents</b>	<b>19</b>	<b>6</b>	<b>12</b>	<b>1</b>	<b>14/18</b>	<b>1/5</b>	<b>0</b>	<b>131</b>

Punting	No	Yds	Avg	Net	TB	Lg	B
Zimmerman	39	1531	39.3	37.6	1	61	1
Banta	9	398	44.2	44.2	0	56	0
Kish	4	182	45.5	45.5	0	65	0
Laux	1	18	18.0	18.0	0	18	0
Sherman	1	27	27.0	27.0	0	27	0
Van Buren	1	35	35.0	35.0	0	35	0
<b>Eagles</b>	<b>55</b>	<b>2191</b>	<b>39.8</b>	<b>33.6</b>	<b>4</b>	<b>65</b>	<b>1</b>
<b>Opponents</b>	<b>71</b>	<b>2826</b>	<b>39.8</b>	<b>30.7</b>	<b>4</b>	<b>76</b>	<b>2</b>

Kickoff Returns	No.	Yds	Avg	Lg	TD
Van Buren	8	266	33.3	97t	1
Hinkle	6	134	22.3	30	0
Steele	5	128	25.6	51	0
Banta	3	54	18.0	25	0
Kish	2	36	18.0	27	0
Macioszczyk	1	4	4.0	4	0
Miller	1	8	8.0	8	0
<b>Eagles</b>	<b>26</b>	<b>630</b>	<b>24.2</b>	<b>97t</b>	<b>1</b>
<b>Opponents</b>	<b>46</b>	<b>828</b>	<b>18.0</b>	<b>41</b>	<b>0</b>

Punt Returns	Ret	FC	Yds	Avg	Lg	TD
Van Buren	15	na	230	15.3	55t	1
Steele	11	na	181	16.5	25	0
Banta	7	na	81	11.6	19	0
Hinkle	4	na	32	8.0	14	0
Jarvi	2	na	22	11.0	15	0
Bleeker	1	na	3	3.0	3	0
Macioszczyk	1	na	14	14.0	14	0
<b>Eagles</b>	<b>41</b>	<b>na</b>	<b>563</b>	<b>13.7</b>	<b>55t</b>	<b>1</b>
<b>Opponents</b>	<b>26</b>	<b>na</b>	<b>264</b>	<b>10.2</b>	<b>27</b>	<b>0</b>

Passing	Att	Cmp	Yds	Cmp%	Yds/Att	TD	TD%	Int	Int%	Lg	Sk/Lost	Rat
Zimmerman	105	39	785	37.1	7.48	8	7.6	10	9.5	75t	na	50.0
Sherman	31	16	156	51.6	5.03	1	3.2	2	6.5	23t	na	49.9
<b>Eagles</b>	<b>136</b>	<b>55</b>	<b>941</b>	<b>40.4</b>	<b>6.92</b>	<b>9</b>	<b>6.6</b>	<b>12</b>	<b>8.8</b>	<b>75t</b>	<b>na</b>	<b>49.9</b>
<b>Opponents</b>	<b>231</b>	<b>105</b>	<b>1379</b>	<b>45.5</b>	<b>5.97</b>	<b>12</b>	<b>5.2</b>	<b>33</b>	<b>14.3</b>	<b>70t</b>	<b>na</b>	<b>42.6</b>

# 1945 EAGLES STATISTICS



Record: 7-3, 2nd in Eastern				
Head Coach: Greasy Neale				
0-07	W	21-6	Chicago Cardinals	25,581
0-14	L	24-28	at Detroit	22,580
0-21	L	14-24	at Washington	35,550
0-28	W	28-14	Cleveland Rams	38,149
N-04	W	45-3	at Pittsburgh	23,018
N-11	W	38-17	NY Giants	30,047
N-18	W	30-6	Pittsburgh	23,838
N-24	W	16-0	Washington	37,306
D-02	L	21-28	at NY Giants	45,372
D-09	W	35-7	Boston Yanks	27,905

TEAM STATS	EAGLES	OPP
<b>Total First Downs</b>	<b>131</b>	<b>104</b>
Rushing	74	52
Passing	47	39
Penalty	10	13
<b>3rd Down: Made/Att</b>	<b>na</b>	<b>na</b>
3rd Down Pct.	na	na
<b>4th Down: Made/Att</b>	<b>na</b>	<b>na</b>
4th Down Pct.	na	na
<b>Possession Avg.</b>	<b>na</b>	<b>na</b>
<b>Total Net Yards</b>	<b>3009</b>	<b>2073</b>
Avg. Per Game	300.9	207.3
Total Plays	579	533
Avg. Per Play	5.2	3.9
<b>Net Yards Rushing</b>	<b>1640</b>	<b>817</b>
Avg. Per Game	164.0	81.7
Total Rushes	392	328
<b>Net Yards Passing</b>	<b>1321</b>	<b>1243</b>
Avg. Per Game	132.1	124.3
Sacked/Yards Lost	na	na
Gross Yards	na	na
Att./Completions	187/98	205/90
Completion Pct.	52.4	43.9
Had Intercepted	14	19
<b>Punts/Average</b>	<b>47/37.8</b>	<b>63/37.5</b>
<b>Net Punting Avg.</b>	<b>48/30.4</b>	<b>67/30.0</b>
<b>Penalties/Yards</b>	<b>61/529</b>	<b>56/422</b>
<b>Fumbles/Ball Lost</b>	<b>26/9</b>	<b>22/7</b>
<b>Touchdowns</b>	<b>38</b>	<b>18</b>
Rushing	25	7
Passing	11	10
Returns	1	1

Score By Periods	Q1	Q2	Q3	Q4	OT	Pts
Eagles	41	75	57	99	0	272
Opponents	22	28	35	48	0	133

Passing	Att	Cmp	Yds	Cmp%	Yds/Att	TD	TD%	Int	Int%	Lg	Sk/Lost	Rat
Zimmerman	127	67	991	52.8	7.80	9	7.1	8	6.3	74t	na	75.9
Sherman	29	15	172	51.7	5.93	2	6.9	3	10.3	26t	na	53.3
Thompson	28	15	146	53.6	5.21	0	0.0	2	7.1	27	na	38.7
Steele	2	1	12	50.0	6.00	0	0.0	1	50.0	12	na	29.2
Van Buren	1	0	0	0.0	0.00	0	0.0	0	0.0	0	na	39.6
<b>Eagles</b>	<b>187</b>	<b>98</b>	<b>1321</b>	<b>52.4</b>	<b>7.06</b>	<b>11</b>	<b>5.9</b>	<b>14</b>	<b>7.5</b>	<b>74t</b>	<b>na</b>	<b>63.6</b>
<b>Opponents</b>	<b>205</b>	<b>90</b>	<b>1243</b>	<b>43.9</b>	<b>6.06</b>	<b>10</b>	<b>4.9</b>	<b>19</b>	<b>9.3</b>	<b>70</b>	<b>na</b>	<b>41.6</b>

Rushing	No.	Yds	Avg	Lg	TD
Van Buren	143	832	5.8	69t	15
Steele	20	212	10.6	46	1
Bleeker	50	167	3.3	20	2
Karnofsky	41	134	3.3	19t	2
Kish	9	82	9.1	22	0
Butler	21	61	2.9	18	1
Banta	15	49	3.3	22t	1
Steinke	7	46	6.6	18	1
Hinkle	11	40	3.6	14	0
Castiglia	13	29	2.2	6	0
Erdlitz	6	24	4.0	16	0
Rogalla	2	2	1.0	6	0
Sherman	16	-7	-0.4	8	1
Warren	1	-7	-7.0	-7	0
Zimmerman	29	-11	-0.4	9	1
Thompson	8	-13	-1.6	7	0
<b>Eagles</b>	<b>392</b>	<b>1640</b>	<b>4.2</b>	<b>69t</b>	<b>25</b>
<b>Opponents</b>	<b>328</b>	<b>817</b>	<b>2.5</b>	<b>49</b>	<b>7</b>

Receiving	No.	Yds	Avg	Lg	TD
Ferrante	21	464	22.1	74t	7
Cabrelli	15	140	9.3	19	0
Meyer	11	135	12.3	27	1
Van Buren	10	123	12.3	44t	2
Kish	8	78	9.8	18	0
McDonald	8	75	9.4	21t	1
Humbert	6	53	8.8	12	0
Karnofsky	5	113	22.6	38	0
Steele	3	42	14.0	31	0
Bleeker	3	32	10.7	15	0
Rogalla	2	22	11.0	17	0
Butler	2	14	7.0	9	0
Steinke	2	12	6.0	9	0
Banta	1	10	10.0	10	0
Hinkle	1	8	8.0	8	0
<b>Eagles</b>	<b>98</b>	<b>1321</b>	<b>13.5</b>	<b>74t</b>	<b>11</b>
<b>Opponents</b>	<b>90</b>	<b>1243</b>	<b>13.8</b>	<b>70</b>	<b>10</b>

Kickoff Returns	No.	Yds	Avg	Lg	TD
Van Buren	13	373	28.7	98t	1
Karnofsky	6	164	27.3	57	0
Steele	3	72	24.0	27	0
Banta	2	37	18.5	19	0
Cabrelli	2	25	12.5	17	0
Butler	1	21	21.0	21	0
Hinkle	1	17	17.0	17	0
Kilroy	1	7	7.0	7	0
Steinke	1	18	18.0	18	0
<b>Eagles</b>	<b>30</b>	<b>734</b>	<b>24.5</b>	<b>98t</b>	<b>1</b>
<b>Opponents</b>	<b>39</b>	<b>823</b>	<b>21.1</b>	<b>47</b>	<b>0</b>

Scoring	TD	Ru	Pa	Rt	PAT	FG	2Pt	Pts
Van Buren	18	15	2	1	2/2	0/0	0	110
Zimmerman	1	1	0	0	29/34	4/8	0	47
Ferrante	7	0	7	0			0	42
Bleeker	2	2	0	0			0	12
Karnofsky	2	2	0	0			0	12
Steele	2	1	0	1			0	12
Banta	1	1	0	0			0	6
Butler	1	1	0	0			0	6
McDonald	1	0	1	0			0	6
Meyer	1	0	1	0			0	6
Sherman	1	1	0	0			0	6
Steinke	1	1	0	0			0	6
Rogalla	0	0	0	0			0	1
Sanders	0	0	0	0	0/1	0/0	0	0
<b>Eagles</b>	<b>38</b>	<b>25</b>	<b>11</b>	<b>2</b>	<b>31/37</b>	<b>4/8</b>	<b>0</b>	<b>272</b>
<b>Opponents</b>	<b>18</b>	<b>7</b>	<b>10</b>	<b>1</b>	<b>16/18</b>	<b>3/5</b>	<b>0</b>	<b>133</b>

INTs	No.	Yds	Avg	Lg	TD
Zimmerman	7	90	12.9	23	0
Thompson	2	33	16.5	25	0
Butler	1	32	32.0	32	0
Karnofsky	1	27	27.0	27	0
Lindskog	1	22	22.0	22	0
Hinkle	1	17	17.0	17	0
Ferrante	1	15	15.0	15	0
Steele	1	15	15.0	15	0
Erdlitz	1	3	3.0	3	0
Van Buren	1	2	2.0	2	0
Cabrelli	1	1	1.0	1	0
Kish	1	0	0.0	0	0
<b>Eagles</b>	<b>19</b>	<b>257</b>	<b>13.5</b>	<b>32</b>	<b>0</b>
<b>Opponents</b>	<b>14</b>	<b>127</b>	<b>9.1</b>	<b>31</b>	<b>0</b>

Punting	No	Yds	Avg	Net	TB	Lg	B
Zimmerman	47	1778	37.8	30.4	3	64	1
<b>Eagles</b>	<b>47</b>	<b>1778</b>	<b>37.8</b>	<b>30.4</b>	<b>3</b>	<b>64</b>	<b>1</b>
<b>Opponents</b>	<b>63</b>	<b>2360</b>	<b>37.5</b>	<b>30.0</b>	<b>1</b>	<b>68</b>	<b>4</b>

Punt Returns	Ret	FC	Yds	Avg	Lg	TD
Van Buren	14	na	154	11.0	24	0
Karnofsky	7	na	103	14.7	32	0
Banta	4	na	74	18.5	20	0
Bleeker	4	na	37	9.3	18	0
Hinkle	3	na	28	9.3	14	0
Steele	2	na	22	11.0	12	0
Steinke	2	na	27	13.5	15	0
Zimmerman	1	na	7	7.0	7	0
<b>Eagles</b>	<b>37</b>	<b>na</b>	<b>452</b>	<b>12.2</b>	<b>32</b>	<b>0</b>
<b>Opponents</b>	<b>28</b>	<b>na</b>	<b>290</b>	<b>10.4</b>	<b>27</b>	<b>1</b>

# 1946 EAGLES STATISTICS



Record: 6-5, 2nd in Eastern				
Head Coach: Greasy Neale				
S-29	W	25-14	at LA Rams	30,500
O-06	W	49-25	Boston Yanks	33,986
O-13	L	7-19	Green Bay	36,127
O-20	L	14-21	at Chicago Bears	41,221
O-27	W	28-24	at Washington	33,691
N-03	W	24-14	NY Giants	40,059
N-10	L	17-45	at NY Giants	60,874
N-17	L	7-10	at Pittsburgh	38,882
N-24	L	10-27	Washington	36,633
D-01	W	10-7	Pittsburgh	29,943
D-08	W	40-14	at Boston Yanks	29,555

TEAM STATS	EAGLES	OPP
<b>Total First Downs</b>	<b>154</b>	<b>145</b>
Rushing	73	71
Passing	69	56
Penalty	12	18
<b>3rd Down: Made/Att</b>	<b>na</b>	<b>na</b>
3rd Down Pct.	na	na
<b>4th Down: Made/Att</b>	<b>na</b>	<b>na</b>
4th Down Pct.	na	na
<b>Possession Avg.</b>	<b>na</b>	<b>na</b>
<b>Total Net Yards</b>	<b>2917</b>	<b>2490</b>
Avg. Per Game	265.2	226.4
Total Plays	640	638
Avg. Per Play	4.6	3.9
<b>Net Yards Rushing</b>	<b>1263</b>	<b>1123</b>
Avg. Per Game	114.8	102.1
Total Rushes	423	418
<b>Net Yards Passing</b>	<b>1641</b>	<b>1360</b>
Avg. Per Game	149.2	123.6
Sacked/Yards Lost	na	na
Gross Yards	na	na
Att./Completions	217/116	220/95
Completion Pct.	53.5	43.2
Had Intercepted	20	26
<b>Punts/Average</b>	<b>57/38.2</b>	<b>64/40.3</b>
<b>Net Punting Avg.</b>	<b>57/32.0</b>	<b>65/31.5</b>
<b>Penalties/Yards</b>	<b>86/769</b>	<b>91/817</b>
<b>Fumbles/Ball Lost</b>	<b>54/27</b>	<b>36/18</b>
<b>Touchdowns</b>	<b>29</b>	<b>30</b>
Rushing	12	16
Passing	14	11
Returns	3	3

Score By Periods	Q1	Q2	Q3	Q4	OT	Pts
Eagles	54	58	61	58	0	231
Opponents	57	59	48	56	0	220

Passing	Att	Cmp	Yds	Cmp%	Yds/Att	TD	TD%	Int	Int%	Lg	Sk/Lost	Rat
Thompson	103	57	745	55.3	7.23	6	5.8	9	8.7	45t	na	61.3
Zimmerman	79	41	597	51.9	7.56	4	5.1	8	10.1	59t	na	54.1
Sherman	33	17	264	51.5	8.00	4	12.1	3	9.1	53	na	80.1
Pritchard	1	0	0	0.0	0.00	0	0.0	0	0.0	0	na	39.6
Van Buren	1	1	35	100.0	35.00	0	0.0	0	0.0	35	na	118.8
<b>Eagles</b>	<b>217</b>	<b>116</b>	<b>1641</b>	<b>53.5</b>	<b>7.56</b>	<b>14</b>	<b>6.5</b>	<b>20</b>	<b>9.2</b>	<b>59t</b>	<b>na</b>	<b>61.2</b>
<b>Opponents</b>	<b>220</b>	<b>95</b>	<b>1360</b>	<b>43.2</b>	<b>6.18</b>	<b>11</b>	<b>5.0</b>	<b>26</b>	<b>11.8</b>	<b>62t</b>	<b>na</b>	<b>40.9</b>

Rushing	No.	Yds	Avg	Lg	TD
Van Buren	116	529	4.6	58	5
Pritchard	42	218	5.2	68t	3
Steinke	38	154	4.1	40	1
Craft	27	108	4.0	24	0
Steele	31	108	3.5	43	1
Castiglia	39	87	2.2	14	1
Zimmerman	23	43	1.9	12	1
Muha	12	41	3.4	16	0
Hinkle	18	33	1.8	8	0
Kmetovic	5	30	6.0	27	0
Kish	6	13	2.2	4	0
Ormsbee	4	12	3.0	11	0
Sherman	21	8	0.4	12	0
Humbert	1	2	2.0	2	0
Bleeker	6	-7	-1.2	6	0
Thompson	34	-116	-3.4	6	0
<b>Eagles</b>	<b>423</b>	<b>1263</b>	<b>3.0</b>	<b>68t</b>	<b>12</b>
<b>Opponents</b>	<b>418</b>	<b>1123</b>	<b>2.7</b>	<b>72</b>	<b>16</b>

Receiving	No.	Yds	Avg	Lg	TD
Ferrante	28	451	16.1	48t	4
Humbert	18	191	10.6	22	3
Pritchard	14	309	22.1	59t	3
Castiglia	11	51	4.6	23	0
Cabrelli	8	98	12.3	38t	1
Van Buren	6	75	12.5	33	0
Steinke	5	107	21.4	32	2
Steele	5	69	13.8	24	0
Kmetovic	4	68	17.0	38	0
Craft	4	48	12.0	35	0
Smeja	3	45	15.0	17	0
Bleeker	3	29	9.7	20	0
Kish	3	16	5.3	7	0
Krieger	2	47	23.5	35	0
McDowell	1	28	28.0	28	0
Kuczynski	1	9	9.0	9t	1
<b>Eagles</b>	<b>116</b>	<b>1641</b>	<b>14.1</b>	<b>59t</b>	<b>14</b>
<b>Opponents</b>	<b>95</b>	<b>1360</b>	<b>14.3</b>	<b>62t</b>	<b>11</b>

Punt Returns	Ret	FC	Yds	Avg	Lg	TD
Pritchard	12	na	166	13.8	42	0
Steele	9	na	82	9.1	18	0
Steinke	8	na	116	14.5	27	0
Van Buren	5	na	89	17.8	50t	1
Craft	4	na	47	11.8	16	0
Hinkle	1	na	4	4.0	4	0
<b>Eagles</b>	<b>39</b>	<b>na</b>	<b>504</b>	<b>12.9</b>	<b>50t</b>	<b>1</b>
<b>Opponents</b>	<b>30</b>	<b>na</b>	<b>356</b>	<b>11.9</b>	<b>38</b>	<b>0</b>

Scoring	TD	Ru	Pa	Rt	PAT	FG	2Pt	Pts
Lio	1	0	0	1	27/27	6/11	0	51
Pritchard	6	3	3	0			0	36
Van Buren	6	5	0	1			0	36
Ferrante	4	0	4	0			0	24
Steinke	4	1	2	1			0	24
Humbert	3	0	3	0			0	18
Zimmerman	1	1	0	0	2/2	2/4	0	14
Cabrelli	1	0	1	0			0	6
Castiglia	1	1	0	0			0	6
Kuczynski	1	0	1	0			0	6
Steele	1	1	0	0			0	6
McDowell (safety)	0	0	0	0			0	2
Murtha (safety)	0	0	0	0			0	2
<b>Eagles</b>	<b>29</b>	<b>12</b>	<b>14</b>	<b>3</b>	<b>29/29</b>	<b>8/15</b>	<b>0</b>	<b>231</b>
<b>Opponents</b>	<b>30</b>	<b>16</b>	<b>11</b>	<b>3</b>	<b>26/28</b>	<b>4/10</b>	<b>0</b>	<b>220</b>

\* Opponents registered one safety

INTs	No.	Yds	Avg	Lg	TD
Steinke	6	72	12.0	52t	1
Craft	3	105	35.0	49	0
Steele	3	69	23.0	30	0
Zimmerman	3	58	19.3	31	0
Pritchard	3	7	2.3	4	0
Hinkle	2	37	18.5	34	0
Wistert	1	27	27.0	27	0
Kish	1	13	13.0	13	0
Lindskog	1	10	10.0	10	0
Muha	1	8	8.0	8	0
Maronic	1	7	7.0	7	0
Kilroy	1	0	0.0	0	0
<b>Eagles</b>	<b>26</b>	<b>413</b>	<b>15.9</b>	<b>52t</b>	<b>1</b>
<b>Opponents</b>	<b>20</b>	<b>380</b>	<b>19.0</b>	<b>44</b>	<b>1</b>

Punting	No	Yds	Avg	Net	TB	Lg	B
Zimmerman	23	890	38.7	38.7	0	52	0
Muha	22	843	38.3	37.8	0	64	0
Pritchard	7	242	34.6	34.6	0	64	0
Kish	4	163	40.8	40.8	0	50	0
Van Buren	1	41	41.0	41.0	0	41	0
<b>Eagles</b>	<b>57</b>	<b>2179</b>	<b>38.2</b>	<b>32.0</b>	<b>0</b>	<b>64</b>	<b>0</b>
<b>Opponents</b>	<b>64</b>	<b>2577</b>	<b>40.3</b>	<b>31.5</b>	<b>3</b>	<b>69</b>	<b>1</b>

Kickoff Returns	No.	Yds	Avg	Lg	TD
Van Buren	11	319	29.0	63	0
Pritchard	8	164	20.5	42	0
Steele	8	120	15.0	31	0
Craft	4	86	21.5	28	0
Steinke	3	92	30.7	56	0
Castiglia	1	17	17.0	17	0
Gude	1	0	0.0	0	0
Hinkle	1	25	25.0	25	0
Humbert	1	18	18.0	18	0
Muha	1	23	23.0	23	0
Ormsbee	1	5	5.0	5	0
Smeja	1	12	12.0	12	0
<b>Eagles</b>	<b>41</b>	<b>881</b>	<b>21.5</b>	<b>63</b>	<b>0</b>
<b>Opponents</b>	<b>40</b>	<b>822</b>	<b>20.6</b>	<b>50</b>	<b>0</b>

# 1947 EAGLES STATISTICS



<b>Record: 8-4, t-1st in Eastern</b>				
<b>Head Coach: Greasy Neale</b>				
S-28	W	45-42	Washington	35,406
O-05	W	23-0	NY Giants	29,823
O-12	L	7-40	at Chicago Bears	34,338
O-19	L	24-35	at Pittsburgh	33,538
O-26	W	14-7	LA Rams	36,364
N-02	W	38-14	at Washington	36,591
N-09	W	41-24	at NY Giants	29,016
N-16	W	32-0	Boston Yanks	26,498
N-23	L	14-21	at Boston Yanks	15,628
N-30	W	21-0	Pittsburgh	37,218
D-07	L	21-45	Chicago Cardinals	32,322
D-14	W	28-14	Green Bay	24,216
<b>NFC DIVISIONAL PLAYOFF</b>				
D-21	W	21-0	at Pittsburgh	35,729
<b>NFL CHAMPIONSHIP</b>				
D-28	L	21-28	at Chicago Cardinals	30,759

Rushing	No.	Yds	Avg	Lg	TD
Van Buren	217	1008	4.6	45	13
Pritchard	69	294	4.3	31	1
McHugh	22	171	7.8	41	1
Steele	26	138	5.3	49	1
Muha	27	107	4.0	28t	1
Macioszczyk	30	104	3.5	11	0
Thompson	23	52	2.3	16	2
Steinke	16	50	3.1	15	0
Doss	11	45	4.1	20	0
Sherman	17	17	1.0	16	1
Hinkle	1	2	2.0	2	0
Craft	5	-1	-0.2	4	0
Kish	3	-1	-0.3	1	0
Mackrides	7	-15	-2.1	2t	1
<b>Eagles</b>	<b>474</b>	<b>1971</b>	<b>4.2</b>	<b>49</b>	<b>21</b>
<b>Opponents</b>	<b>380</b>	<b>1329</b>	<b>3.5</b>	<b>47</b>	<b>12</b>

Score By Periods	Q1	Q2	Q3	Q4	OT	Pts
Eagles	88	66	82	72	0	308
Opponents	27	63	47	105	0	242

Scoring	TD	Ru	Pa	Rt	PAT	FG	2Pt	Pts
Van Buren	14	13	0	1			0	84
Pihos	8	0	7	1			0	48
Patton	0	0	0	0	36/40	3/14	0	45
Ferrante	4	0	4	0			0	24
Pritchard	4	1	3	0			0	24
Muha	2	1	0	1	0/0	1/5	0	15
Armstrong	2	0	2	0			0	12
McHugh	2	1	0	1			0	12
Thompson	2	2	0	0			0	12
Craft	1	0	1	0			0	6
Mackrides	1	1	0	0			0	6
Sherman	1	1	0	0			0	6
Steele	1	1	0	0			0	6
Steinke	1	0	1	0			0	6
Kekeris	0	0	0	0	2/3	0/1	0	2
<b>Eagles</b>	<b>43</b>	<b>21</b>	<b>18</b>	<b>4</b>	<b>38/43</b>	<b>4/20</b>	<b>0</b>	<b>308</b>
<b>Opponents</b>	<b>34</b>	<b>12</b>	<b>19</b>	<b>3</b>	<b>32/34</b>	<b>2/10</b>	<b>0</b>	<b>242</b>

## TEAM STATS

	EAGLES	OPP
<b>Total First Downs</b>	<b>203</b>	<b>188</b>
Rushing	109	75
Passing	68	86
Penalty	26	27
<b>3rd Down: Made/Att</b>	<b>na</b>	<b>na</b>
3rd Down Pct.	na	na
<b>4th Down: Made/Att</b>	<b>na</b>	<b>na</b>
4th Down Pct.	na	na
<b>Possession Avg.</b>	<b>na</b>	<b>na</b>
<b>Total Net Yards</b>	<b>3625</b>	<b>3579</b>
Avg. Per Game	302.1	298.3
Total Plays	697	714
Avg. Per Play	5.2	5.0
<b>Net Yards Rushing</b>	<b>1971</b>	<b>1329</b>
Avg. Per Game	164.3	110.8
Total Rushes	474	380
<b>Net Yards Passing</b>	<b>1626</b>	<b>2220</b>
Avg. Per Game	135.5	185.0
Sacked/Yards Lost	na/135	na/190
Gross Yards	1761	2410
Att./Completions	223/116	334/151
Completion Pct.	52.0	45.2
Had Intercepted	19	23
<b>Punts/Average</b>	<b>63/42.3</b>	<b>70/38.4</b>
<b>Net Punting Avg.</b>	<b>63/36.2</b>	<b>71/27.9</b>
<b>Penalties/Yards</b>	<b>92/848</b>	<b>110/1017</b>
<b>Fumbles/Ball Lost</b>	<b>37/14</b>	<b>28/13</b>
<b>Touchdowns</b>	<b>43</b>	<b>34</b>
Rushing	21	12
Passing	18	19
Returns	4	3

Receiving	No.	Yds	Avg	Lg	TD
Pihos	23	382	16.6	66t	7
Ferrante	18	341	18.9	54t	4
Armstrong	17	197	11.6	46	2
Pritchard	16	315	19.7	69t	3
Humbert	13	139	10.7	19	0
Van Buren	9	79	8.8	35	0
Steinke	4	90	22.5	60t	1
Steele	4	62	15.5	44	0
Macioszczyk	3	20	6.7	8	0
Craft	2	66	33.0	34	1
Doss	2	17	8.5	19	0
McHugh	2	16	8.0	10	0
Prescott	1	15	15.0	15	0
Kish	1	12	12.0	12	0
Muha	1	10	10.0	10	0
<b>Eagles</b>	<b>116</b>	<b>1761</b>	<b>15.2</b>	<b>69t</b>	<b>18</b>
<b>Opponents</b>	<b>151</b>	<b>2410</b>	<b>16.0</b>	<b>74t</b>	<b>19</b>

INTs	No.	Yds	Avg	Lg	TD
Steele	6	103	17.2	42	0
McHugh	3	52	17.3	48	0
Prescott	3	5	1.7	5	0
Doss	2	31	15.5	23	0
Humbert	2	12	6.0	12	0
Kish	1	37	37.0	37	0
Steinke	1	17	17.0	17	0
Lindskog	1	15	15.0	15	0
Pritchard	1	12	12.0	12	0
Wojciechowicz	1	3	3.0	3	0
Craft	1	0	0.0	0	0
Van Buren	1	0	0.0	0	0
<b>Eagles</b>	<b>23</b>	<b>287</b>	<b>12.5</b>	<b>48</b>	<b>0</b>
<b>Opponents</b>	<b>19</b>	<b>236</b>	<b>12.4</b>	<b>59t</b>	<b>2</b>

Punt Returns	Ret	FC	Yds	Avg	Lg	TD
Pritchard	24	na	271	11.3	30	0
Steele	11	na	183	16.6	42	0
McHugh	10	na	156	15.6	69t	1
Steinke	6	na	69	11.5	30	0
Craft	1	na	5	5.0	5	0
Pihos	1	na	26	26.0	26t	1
Sears	1	na	6	6.0	6	0
<b>Eagles</b>	<b>54</b>	<b>na</b>	<b>716</b>	<b>13.3</b>	<b>69t</b>	<b>2</b>
<b>Opponents</b>	<b>32</b>	<b>na</b>	<b>350</b>	<b>10.9</b>	<b>23</b>	<b>0</b>

Punting	No	Yds	Avg	Net	TB	Lg	B
Muha	53	2303	43.5	38.2	2	75	0
Kish	8	301	37.6	37.6	0	47	0
Pritchard	2	64	32.0	32.0	0	36	0
<b>Eagles</b>	<b>63</b>	<b>2668</b>	<b>42.3</b>	<b>36.2</b>	<b>2</b>	<b>75</b>	<b>0</b>
<b>Opponents</b>	<b>70</b>	<b>2690</b>	<b>38.4</b>	<b>27.9</b>	<b>1</b>	<b>74</b>	<b>1</b>

Kickoff Returns	No.	Yds	Avg	Lg	TD
Van Buren	13	382	29.4	95t	1
Pritchard	8	148	18.5	27	0
Ferrante	7	99	14.1	34	0
Armstrong	3	38	12.7	15	0
McHugh	3	50	16.7	30	0
Muha	3	55	18.3	24	0
Macioszczyk	2	36	18.0	18	0
Steele	2	17	8.5	14	0
Kish	1	10	10.0	10	0
Pihos	1	17	17.0	17	0
Steinke	1	2	2.0	2	0
<b>Eagles</b>	<b>44</b>	<b>854</b>	<b>19.4</b>	<b>95t</b>	<b>1</b>
<b>Opponents</b>	<b>49</b>	<b>989</b>	<b>20.2</b>	<b>94t</b>	<b>1</b>

Passing	Att	Cmp	Yds	Cmp%	Yds/Att	TD	TD%	Int	Int%	Lg	Sk/Lost	Rat
Thompson	201	106	1680	52.7	8.36	16	8.0	15	7.5	69t	na	76.3
Mackrides	17	8	58	47.1	3.41	2	11.8	3	17.6	15	na	55.1
Sherman	5	2	23	40.0	4.60	0	0.0	1	20.0	13	na	15.0
<b>Eagles</b>	<b>223</b>	<b>116</b>	<b>1761</b>	<b>52.0</b>	<b>7.90</b>	<b>18</b>	<b>8.1</b>	<b>19</b>	<b>8.5</b>	<b>69t</b>	<b>na/135</b>	<b>69.7</b>
<b>Opponents</b>	<b>334</b>	<b>151</b>	<b>2410</b>	<b>45.2</b>	<b>7.22</b>	<b>19</b>	<b>5.7</b>	<b>23</b>	<b>6.9</b>	<b>74t</b>	<b>na/190</b>	<b>60.1</b>

# 1948 EAGLES STATISTICS



<b>Record: 9-2-1, 1st in Eastern</b>				
<b>Head Coach: Greasy Neale</b>				
S-24	L	14-21	at Chicago Cardinals	24,159
O-03	T	28-28	at LA Rams	24,597
O-10	W	45-0	New York Giants	22,804
O-17	W	45-0	at Washington	35,580
O-24	W	12-7	Chicago Bears	36,227
O-31	W	34-7	at Pittsburgh	32,859
N-07	W	35-14	at NY Giants	24,983
N-14	W	45-0	Boston Yanks	22,958
N-21	W	42-21	Washington	36,254
N-28	W	17-0	Pittsburgh	22,001
D-05	L	14-37	at Boston	9,652
D-12	W	45-21	Detroit	15,322
<b>NFL CHAMPIONSHIP</b>				
D-19	W	7-0	Chicago Cardinals	28,864

Rushing	No.	Yds	Avg	Lg	TD
Van Buren	201	945	4.7	29	10
Pritchard	117	517	4.4	65t	4
Doss	62	193	3.1	18	0
Parmer	30	167	5.6	42t	3
Myers	21	118	5.6	29t	1
Kish	10	106	10.6	66t	1
Steele	13	99	7.6	56	1
Muha	25	90	3.6	14	0
Craft	13	67	5.2	23	0
Thompson	12	46	3.8	13	1
Steinke	5	17	3.4	8	0
McHugh	4	12	3.0	5	0
Mackrides	7	4	0.6	9	0
Pihos	8	-3	-.4	5	0
<b>Eagles</b>	<b>528</b>	<b>2378</b>	<b>4.5</b>	<b>66t</b>	<b>21</b>
<b>Opponents</b>	<b>376</b>	<b>1209</b>	<b>3.2</b>	<b>40</b>	<b>5</b>

Score By Periods	Q1	Q2	Q3	Q4	OT	Pts
Eagles	83	121	73	99	0	376
Opponents	17	56	28	55	0	156

Scoring	TD	Ru	Pa	Rt	PAT	FG	2Pt	Pts
Patton	0	0	0	0	50/50	8/12	0	74
Pihos	11	0	11	0			0	66
Van Buren	10	10	0	0			0	60
Pritchard	8	4	2	2			0	48
Ferrante	7	0	7	0			0	42
Armstrong	3	0	3	0			0	18
Parmer	3	3	0	0			0	18
Craft	2	0	2	0			0	12
Steele	2	1	1	0			0	12
Kish	1	1	0	0			0	6
Muha	1	0	1	0	0/0	0/5	0	6
Myers	1	1	0	0			0	6
Thompson	1	1	0	0			0	6
Barnes (safety)	0	0	0	0			0	2
<b>Eagles</b>	<b>50</b>	<b>21</b>	<b>27</b>	<b>2</b>	<b>50/50</b>	<b>8/17</b>	<b>0</b>	<b>376</b>
<b>Opponents</b>	<b>22</b>	<b>5</b>	<b>14</b>	<b>3</b>	<b>21/21</b>	<b>1/5</b>	<b>0</b>	<b>156</b>

TEAM STATS	EAGLES	OPP
<b>Total First Downs</b>	<b>241</b>	<b>158</b>
Rushing	119	62
Passing	99	83
Penalty	23	13
<b>3rd Down: Made/Att</b>	<b>na</b>	<b>na</b>
3rd Down Pct.	na	na
<b>4th Down: Made/Att</b>	<b>na</b>	<b>na</b>
4th Down Pct.	na	na
<b>Possession Avg.</b>	<b>na</b>	<b>na</b>
<b>Total Net Yards</b>	<b>4577</b>	<b>2967</b>
Avg. Per Game	381.4	247.3
Total Plays	829	714
Avg. Per Play	5.5	4.2
<b>Net Yards Rushing</b>	<b>2378</b>	<b>1209</b>
Avg. Per Game	198.2	100.8
Total Rushes	528	376
<b>Net Yards Passing</b>	<b>2167</b>	<b>1749</b>
Avg. Per Game	180.6	145.8
Sacked/Yards Lost	74	202
Gross Yards	2241	1951
Att./Completions	301/159	338/139
Completion Pct.	52.8	41.1
Had Intercepted	16	23
<b>Punts/Average</b>	<b>62/45.9</b>	<b>88/38.8</b>
<b>Net Punting Avg.</b>	<b>62/38.0</b>	<b>88/31.3</b>
<b>Penalties/Yards</b>	<b>86/773</b>	<b>87/860</b>
<b>Fumbles/Ball Lost</b>	<b>35/18</b>	<b>33/16</b>
<b>Touchdowns</b>	<b>50</b>	<b>22</b>
Rushing	21	5
Passing	27	14
Returns	2	3

Receiving	No.	Yds	Avg	Lg	TD
Pihos	46	766	16.7	48	11
Ferrante	28	444	15.9	66t	7
Pritchard	27	252	9.3	34t	2
Armstrong	24	325	13.5	33	3
Van Buren	10	96	9.6	34	0
Doss	8	96	12.0	30	0
Myers	7	57	8.1	31	0
Craft	4	138	34.5	70t	2
Steele	2	43	21.5	32t	1
Muha	2	22	11.0	20t	1
Humbert	1	2	2.0	2	0
<b>Eagles</b>	<b>159</b>	<b>2241</b>	<b>14.1</b>	<b>70t</b>	<b>27</b>
<b>Opponents</b>	<b>139</b>	<b>1951</b>	<b>14.0</b>	<b>83</b>	<b>14</b>

INTs	No.	Yds	Avg	Lg	TD
Steele	6	55	9.2	33	0
Humbert	4	35	8.8	20	0
Kish	3	32	10.7	22	0
Van Buren	2	32	16.0	20	0
Armstrong	2	30	15.0	19	0
McHugh	2	27	13.5	15	0
Myers	2	9	4.5	8	0
Parmer	1	6	6.0	6	0
Wojciechowicz	1	2	2.0	2	0
<b>Eagles</b>	<b>23</b>	<b>228</b>	<b>9.9</b>	<b>33</b>	<b>0</b>
<b>Opponents</b>	<b>16</b>	<b>257</b>	<b>16.1</b>	<b>89t</b>	<b>2</b>

Punting	No	Yds	Avg	Net	TB	Lg	B
Muha	57	2694	47.3	40.2	4	82	0
Palmer	4	148	37.0	37.0	0	47	0
Johnson	1	5	5.0	5.0	0	5	1
<b>Eagles</b>	<b>62</b>	<b>2847</b>	<b>45.9</b>	<b>38.0</b>	<b>4</b>	<b>82</b>	<b>1</b>
<b>Opponents</b>	<b>88</b>	<b>3412</b>	<b>38.8</b>	<b>31.3</b>	<b>5</b>	<b>66</b>	<b>0</b>

Punt Returns	Ret	FC	Yds	Avg	Lg	TD
Pritchard	24	na	282	11.8	55t	1
McHugh	18	na	220	12.2	55	0
Craft	3	na	32	10.7	17	0
Humbert	2	na	7	3.5	7	0
Doss	1	na	0	0.0	0	0
Kish	1	na	0	0.0	0	0
Palmer	1	na	8	8.0	8	0
Steele	1	na	5	5.0	5	0
<b>Eagles</b>	<b>51</b>	<b>na</b>	<b>554</b>	<b>10.9</b>	<b>55t</b>	<b>1</b>
<b>Opponents</b>	<b>38</b>	<b>na</b>	<b>411</b>	<b>10.8</b>	<b>38</b>	<b>0</b>

Kickoff Returns	No.	Yds	Avg	Lg	TD
Van Buren	14	292	20.9	34	0
Pritchard	9	249	27.7	50	0
Green	2	24	12.0	21	0
Steele	2	30	15.0	20	0
Doss	1	26	26.0	26	0
Palmer	1	20	20.0	20	0
Parmer	1	14	14.0	14	0
Pihos	1	9	9.0	9	0
Steinke	1	17	17.0	17	0
<b>Eagles</b>	<b>32</b>	<b>681</b>	<b>21.3</b>	<b>50</b>	<b>0</b>
<b>Opponents</b>	<b>48</b>	<b>990</b>	<b>20.6</b>	<b>48</b>	<b>0</b>

Passing	Att	Cmp	Yds	Cmp%	Yds/Att	TD	TD%	Int	Int%	Lg	Sk/Lost	Rat
Thompson	246	141	1965	57.3	7.99	25	10.2	11	4.5	70t	na/74	98.4
Mackrides	53	18	276	34.0	5.21	2	3.8	4	7.5	28	0/0	25.1
Steele	1	0	0	0.0	0.00	0	0.0	1	100.0	0	0/0	0.0
Van Buren	1	0	0	0.0	0.00	0	0.0	0	0.0	0	0/0	39.6
<b>Eagles</b>	<b>301</b>	<b>159</b>	<b>2241</b>	<b>52.8</b>	<b>7.45</b>	<b>27</b>	<b>9.0</b>	<b>16</b>	<b>5.3</b>	<b>70t</b>	<b>na/74</b>	<b>84.9</b>
<b>Opponents</b>	<b>338</b>	<b>139</b>	<b>1951</b>	<b>41.1</b>	<b>5.77</b>	<b>14</b>	<b>4.1</b>	<b>23</b>	<b>6.8</b>	<b>83</b>	<b>na/202</b>	<b>45.9</b>



# 1949 EAGLES STATISTICS



Record: 11-1, 1st in Eastern				
Head Coach: Greasy Neale				
S-22	W	7-0	at NY Bulldogs	4,355
O-03	W	22-14	at Detroit	20,163
O-08	W	28-3	Chicago Cardinals	33,716
O-16	L	21-38	at Chicago Bears	47,248
O-23	W	49-14	Washington	28,602
O-30	W	38-7	at Pittsburgh	37,840
N-06	W	38-14	LA Rams	38,230
N-13	W	44-21	at Washington	31,170
N-20	W	42-0	NY Bulldogs	22,165
N-27	W	34-17	Pittsburgh	22,191
D-04	W	24-3	at NY Giants	25,446
D-11	W	17-3	New York Giants	21,022
<b>NFL CHAMPIONSHIP</b>				
D-18	W	14-0	at LA Rams	22,245

Rushing	No.	Yds	Avg	Lg	TD
Van Buren	263	1146	4.4	41	11
Pritchard	84	506	6.0	77t	3
Ziegler	84	283	3.4	41	1
Parmer	66	234	3.5	34	5
Scott	40	195	4.9	39	1
Myers	48	182	3.8	12	1
Muha	3	19	6.3	13	0
Mackrides	14	17	1.2	17	1
Thompson	15	17	1.1	5	2
Craft	11	5	0.5	6	0
McHugh	2	5	2.5	5	0
Kish	2	-2	-1.0	0	0
<b>Eagles</b>	<b>632</b>	<b>2607</b>	<b>4.1</b>	<b>77t</b>	<b>25</b>
<b>Opponents</b>	<b>353</b>	<b>1217</b>	<b>3.4</b>	<b>54t</b>	<b>5</b>

Score By Periods	Q1	Q2	Q3	Q4	OT	Pts
Eagles	72	122	98	72	0	364
Opponents	48	24	31	31	0	134

Scoring	TD	Ru	Pa	Rt	PAT	FG	2Pt	Pts
Van Buren	12	11	1	0			0	72
Patton	0	0	0	0	42/43	9/18	0	69
Armstrong	5	0	5	0			0	30
Ferrante	5	0	5	0			0	30
Parmer	5	5	0	0			0	30
Pritchard	5	3	2	0			0	30
Pihos	4	0	4	0			0	24
Scott	3	1	1	1			0	18
Thompson	2	2	0	0			0	12
Muha	1	0	0	1	5/5	0/1	0	11
Craft	1	0	0	1			0	6
Mackrides	1	1	0	0			0	6
McHugh	1	0	0	1			0	6
Myers	1	1	0	0			0	6
Reagan	1	0	0	1			0	6
Ziegler	1	1	0	0			0	6
Gianelli (safety)	0	0	0	0			0	2
<b>Eagles</b>	<b>48</b>	<b>25</b>	<b>18</b>	<b>5</b>	<b>47/48</b>	<b>9/19</b>	<b>0</b>	<b>364</b>
<b>Opponents</b>	<b>17</b>	<b>5</b>	<b>11</b>	<b>1</b>	<b>17/17</b>	<b>5/8</b>	<b>0</b>	<b>134</b>

TEAM STATS	EAGLES	OPP
<b>Total First Downs</b>	<b>243</b>	<b>148</b>
Rushing	143	60
Passing	87	68
Penalty	13	20
<b>3rd Down: Made/Att</b>	<b>na</b>	<b>na</b>
3rd Down Pct.	na	na
<b>4th Down: Made/Att</b>	<b>na</b>	<b>na</b>
4th Down Pct.	na	na
<b>Possession Avg.</b>	<b>na</b>	<b>na</b>
<b>Total Net Yards</b>	<b>4448</b>	<b>2467</b>
Avg. Per Game	370.7	205.6
Total Plays	883	656
Avg. Per Play	5.0	3.8
<b>Net Yards Rushing</b>	<b>2607</b>	<b>1217</b>
Avg. Per Game	217.3	101.4
Total Rushes	632	353
<b>Net Yards Passing</b>	<b>1824</b>	<b>1248</b>
Avg. Per Game	152.0	104.0
Sacked/Yards Lost	85	359
Gross Yards	1909	1607
Att./Completions	251/130	303/121
Completion Pct.	51.8	39.9
Had Intercepted	14	29
<b>Punts/Average</b>	<b>53/40.8</b>	<b>81/38.6</b>
<b>Net Punting Avg.</b>	<b>53/31.3</b>	<b>81/30.5</b>
<b>Penalties/Yards</b>	<b>81/729</b>	<b>62/533</b>
<b>Fumbles/Ball Lost</b>	<b>29/12</b>	<b>30/14</b>
<b>Touchdowns</b>	<b>48</b>	<b>17</b>
Rushing	25	5
Passing	18	11
Returns	5	1

Receiving	No.	Yds	Avg	Lg	TD
Ferrante	34	508	14.9	64t	5
Pihos	34	484	14.2	49	4
Armstrong	24	271	11.3	45t	5
Pritchard	8	185	23.1	75t	2
Scott	8	148	18.5	70t	1
Myers	7	98	14.0	26	0
Parmer	5	33	6.6	30	0
Van Buren	4	88	22.0	50t	1
Ziegler	3	33	11.0	24	0
Craft	1	37	37.0	37	0
Humbert	1	14	14.0	14	0
Muha	1	10	10.0	10	0
<b>Eagles</b>	<b>130</b>	<b>1909</b>	<b>14.7</b>	<b>75t</b>	<b>18</b>
<b>Opponents</b>	<b>121</b>	<b>1607</b>	<b>13.3</b>	<b>63t</b>	<b>11</b>

Punt Returns	Ret	FC	Yds	Avg	Lg	TD
Reagan	21	na	266	12.7	42	1
Pritchard	13	na	99	7.6	23	0
Scott	5	na	114	22.8	70t	1
Craft	3	na	50	16.7	19	0
McHugh	3	na	26	8.7	20	0
Ziegler	2	na	20	10.0	10	0
Muha	1	na	2	2.0	2	0
<b>Eagles</b>	<b>48</b>	<b>na</b>	<b>577</b>	<b>12.0</b>	<b>70t</b>	<b>2</b>
<b>Opponents</b>	<b>36</b>	<b>na</b>	<b>384</b>	<b>10.7</b>	<b>49</b>	<b>0</b>

INTs	No.	Yds	Avg	Lg	TD
Reagan	7	146	20.9	52	0
Humbert	7	69	9.9	37	0
McHugh	6	89	14.8	36	1
Muha	2	31	15.5	28t	1
Wojciechowicz	2	26	13.0	16	0
Parmer	2	12	6.0	12	0
Craft	1	17	17.0	17	0
Ziegler	1	16	16.0	16	0
Jarmoluk LG	1	3	3.0	3	0
Jarmoluk TM	1	3	3.0	3	0
<b>Eagles</b>	<b>29</b>	<b>409</b>	<b>14.1</b>	<b>52</b>	<b>2</b>
<b>Opponents</b>	<b>14</b>	<b>241</b>	<b>17.2</b>	<b>54t</b>	<b>1</b>

Kickoff Returns	No.	Yds	Avg	Lg	TD
Van Buren	12	288	24.0	35	0
Pritchard	5	99	19.8	36	0
Green	2	33	16.5	18	0
Myers	2	27	13.5	21	0
Muha	1	20	20.0	20	0
Pihos	1	0	0.0	0	0
Scott	1	54	54.0	54	0
Ziegler	1	21	21.0	21	0
<b>Eagles</b>	<b>25</b>	<b>542</b>	<b>21.7</b>	<b>54</b>	<b>0</b>
<b>Opponents</b>	<b>53</b>	<b>1087</b>	<b>20.5</b>	<b>40</b>	<b>0</b>

Punting	No	Yds	Avg	Net	TB	Lg	B
Muha	45	1800	40.0	31.2	6	59	0
Reagan	8	362	45.3	37.6	0	63	0
<b>Eagles</b>	<b>53</b>	<b>2162</b>	<b>40.8</b>	<b>31.3</b>	<b>6</b>	<b>63</b>	<b>0</b>
<b>Opponents</b>	<b>81</b>	<b>3127</b>	<b>38.6</b>	<b>30.5</b>	<b>4</b>	<b>64</b>	<b>5</b>

Passing	Att	Cmp	Yds	Cmp%	Yds/Att	TD	TD%	Int	Int%	Lg	Sk/Lost	Rat
Thompson	214	116	1727	54.2	8.07	16	7.5	11	5.1	75t	na/73	84.4
Mackrides	36	14	182	38.9	5.06	2	5.6	2	5.6	37	na/12	34.5
Pritchard	1	0	0	0.0	0.00	0	0.0	1	100.0	0	0/0	0.0
<b>Eagles</b>	<b>251</b>	<b>130</b>	<b>1909</b>	<b>51.8</b>	<b>7.61</b>	<b>18</b>	<b>7.2</b>	<b>14</b>	<b>5.6</b>	<b>75t</b>	<b>na/85</b>	<b>77.6</b>
<b>Opponents</b>	<b>303</b>	<b>121</b>	<b>1607</b>	<b>39.9</b>	<b>5.30</b>	<b>11</b>	<b>3.6</b>	<b>29</b>	<b>9.6</b>	<b>63t</b>	<b>na/359</b>	<b>30.0</b>

# 1950 EAGLES STATISTICS



Record: 6-6, t-3rd in American				
Head Coach: Greasy Neale				
S-16	L	10-35	Cleveland	71,237
S-24	W	45-7	at Chicago Cardinals	24,914
O-07	W	56-20	Los Angeles	24,134
O-15	W	24-14	at Baltimore	14,413
O-22	W	17-10	at Pittsburgh	35,662
O-29	W	35-3	Washington	33,707
N-05	L	7-9	Pittsburgh	24,629
N-12	W	33-0	at Washington	29,407
N-19	L	10-14	Chicago Cardinals	28,368
N-26	L	3-7	at NY Giants	24,093
D-03	L	7-13	at Cleveland	37,490
D-10	L	7-9	New York Giants	26,440

Rushing	No.	Yds	Avg	Lg	TD
Ziegler	172	733	4.3	52	1
Van Buren	188	629	3.3	41	4
Ledbetter	67	320	4.8	23	1
Parmer	60	203	3.4	27	7
Myers	29	159	5.5	42	0
Mackrides	21	82	3.9	18	0
Reagan	3	55	18.3	40	0
Craft	8	52	6.5	19	0
Scott	13	46	3.5	22	0
Thompson	15	34	2.3	7	0
Boedeker LG	8	16	2.0	8	0
McHugh	4	14	3.5	5	0
Sandifer LG	1	3	3.0	3	0
Sutton	1	1	1.0	1	0
<b>Eagles</b>	<b>581</b>	<b>2328</b>	<b>4.0</b>	<b>52</b>	<b>13</b>
<b>Opponents</b>	<b>391</b>	<b>1603</b>	<b>4.1</b>	<b>74</b>	<b>5</b>

Scoring	TD	Ru	Pa	Rt	PAT	FG	2Pt	Pts
Patton	0	0	0	0	32/33	8/17	0	56
Parmer	8	7	1	0			0	48
Pihos	6	0	6	0			0	36
Van Buren	4	4	0	0			0	24
Ferrante	3	0	3	0			0	18
Ledbetter	3	1	2	0			0	18
Ziegler	3	1	2	0			0	18
Armstrong	1	0	1	0			0	6
Craft	1	0	0	1			0	6
Green	1	0	0	1			0	6
Muha	1	0	0	1	0/0	0/5	0	6
Reagan	1	0	0	1			0	6
Willey	1	0	0	1			0	6
<b>Eagles</b>	<b>33</b>	<b>13</b>	<b>15</b>	<b>5</b>	<b>32/33</b>	<b>8/22</b>	<b>0</b>	<b>254</b>
<b>Opponents</b>	<b>17</b>	<b>5</b>	<b>10</b>	<b>2</b>	<b>15/16</b>	<b>8/18</b>	<b>0</b>	<b>141</b>

TEAM STATS	EAGLES	OPP
<b>Total First Downs</b>	<b>231</b>	<b>141</b>
Rushing	142	66
Passing	79	65
Penalty	10	10
<b>3rd Down: Made/Att</b>	<b>na</b>	<b>na</b>
3rd Down Pct.	na	na
<b>4th Down: Made/Att</b>	<b>na</b>	<b>na</b>
4th Down Pct.	na	na
<b>Possession Avg.</b>	<b>na</b>	<b>na</b>
<b>Total Net Yards</b>	<b>4014</b>	<b>3049</b>
Avg. Per Game	334.5	254.1
Total Plays	866	668
Avg. Per Play	4.6	4.6
<b>Net Yards Rushing</b>	<b>2328</b>	<b>1603</b>
Avg. Per Game	194.0	133.6
Total Rushes	581	391
<b>Net Yards Passing</b>	<b>1686</b>	<b>1446</b>
Avg. Per Game	140.5	120.5
Sacked/Yards Lost	150	175
Gross Yards	1836	1621
Att./Completions	285/121	277/102
Completion Pct.	42.5	36.8
Had Intercepted	28	31
<b>Punts/Average</b>	<b>56/41.4</b>	<b>77/38.9</b>
<b>Net Punting Avg.</b>	<b>56/33.0</b>	<b>77/33.2</b>
<b>Penalties/Yards</b>	<b>63/612</b>	<b>73/590</b>
<b>Fumbles/Ball Lost</b>	<b>32/15</b>	<b>32/17</b>
<b>Touchdowns</b>	<b>33</b>	<b>17</b>
Rushing	13	5
Passing	15	10
Returns	5	2

Receiving	No.	Yds	Avg	Lg	TD
Pihos	38	447	11.8	43	6
Ferrante	35	588	16.8	75	3
Ziegler	13	216	16.6	48t	2
Myers	12	204	17.0	39	0
Armstrong	8	124	15.5	36	1
Parmer	6	103	17.2	59	1
Ledbetter	4	81	20.3	29	2
Van Buren	2	34	17.0	29	0
Hix	2	25	12.5	20	0
Craft	1	14	14.0	14	0
Boedeker LG	1	10	10.0	10	0
<b>Eagles</b>	<b>121</b>	<b>1836</b>	<b>15.2</b>	<b>75</b>	<b>15</b>
<b>Opponents</b>	<b>102</b>	<b>1621</b>	<b>15.9</b>	<b>69t</b>	<b>10</b>

INTs	No.	Yds	Avg	Lg	TD
Sutton	8	67	8.4	32	0
Craft	7	70	10.0	29	0
Reagan	4	132	33.0	47	1
McHugh	4	34	8.5	27	0
Armstrong	3	4	1.3	4	0
Muha	2	40	20.0	21	1
Sandifer LG	2	27	13.5	27	0
Willey	1	41	41.0	41t	1
Bednarik	1	9	9.0	9	0
Wojciechowicz	1	4	4.0	4	0
<b>Eagles</b>	<b>31</b>	<b>401</b>	<b>12.9</b>	<b>47</b>	<b>3</b>
<b>Opponents</b>	<b>28</b>	<b>289</b>	<b>10.3</b>	<b>36</b>	<b>1</b>

Punt Returns	Ret	FC	Yds	Avg	Lg	TD
Craft	19	na	113	5.9	13	0
Sandifer LG	15	na	155	10.3	39	0
Sandifer TM	15	na	155	10.3	39	0
Sutton	9	na	75	8.3	14	0
Reagan	6	na	38	6.3	12	0
Boedeker LG	5	na	49	9.8	12	0
Ziegler	3	na	20	6.7	12	0
<b>Eagles</b>	<b>52</b>	<b>na</b>	<b>401</b>	<b>7.7</b>	<b>39</b>	<b>0</b>
<b>Opponents</b>	<b>32</b>	<b>na</b>	<b>392</b>	<b>12.3</b>	<b>82t</b>	<b>1</b>

Kickoff Returns	No.	Yds	Avg	Lg	TD
Craft	10	327	32.7	103t	1
Ziegler	10	204	20.4	28	0
Sandifer LG	5	108	21.6	36	0
Sandifer TM	4	89	22.3	36	0
Van Buren	5	110	22.0	26	0
McHugh	2	45	22.5	28	0
Muha	2	28	14.0	19	0
Myers	2	25	12.5	14	0
Boedeker LG	1	20	20.0	20	0
Green	1	14	14.0	14	0
Maronic	1	4	4.0	4	0
Sutton	1	21	21.0	21	0
<b>Eagles</b>	<b>38</b>	<b>867</b>	<b>22.8</b>	<b>103t</b>	<b>1</b>
<b>Opponents</b>	<b>38</b>	<b>834</b>	<b>21.9</b>	<b>58</b>	<b>0</b>

Pro Bowl Selections: G Walt Barnes, LB Chuck Bednarik, E John Green, E Pete Pihos, T Al Wistert

Score By Periods	Q1	Q2	Q3	Q4	OT	Pts
Eagles	47	80	48	79	0	254
Opponents	43	20	57	21	0	141

Punting	No	Yds	Avg	Net	TB	Lg	B
Reagan	54	2270	42.0	34.2	3	68	0
Muha	2	48	24.0	24.0	0	48	1
<b>Eagles</b>	<b>56</b>	<b>2318</b>	<b>41.4</b>	<b>33.0</b>	<b>4</b>	<b>68</b>	<b>1</b>
<b>Opponents</b>	<b>77</b>	<b>2995</b>	<b>38.9</b>	<b>33.2</b>	<b>2</b>	<b>60</b>	<b>1</b>

Passing	Att	Cmp	Yds	Cmp%	Yds/Att	TD	TD%	Int	Int%	Lg	Sk/Lost	Rat
Thompson	239	107	1608	44.8	6.73	11	4.6	22	9.2	75	na/142	44.4
Mackrides	46	14	228	30.4	4.96	4	8.7	6	13.0	59	na/8	37.5
<b>Eagles</b>	<b>285</b>	<b>121</b>	<b>1836</b>	<b>42.5</b>	<b>6.44</b>	<b>15</b>	<b>5.3</b>	<b>28</b>	<b>9.8</b>	<b>75</b>	<b>na/150</b>	<b>42.3</b>
<b>Opponents</b>	<b>277</b>	<b>102</b>	<b>1621</b>	<b>36.8</b>	<b>5.85</b>	<b>10</b>	<b>3.6</b>	<b>31</b>	<b>11.2</b>	<b>69t</b>	<b>na/175</b>	<b>29.6</b>

# 1951 EAGLES STATISTICS



**Record: 4-8, 5th in American**  
**Head Coach: Bo McMillan (2) & Wayne Millner (10)**

S-30	W	17-14	at Chicago Cardinals	16,129
O-06	W	21-14	San Francisco	23,432
O-14	L	24-37	at Green Bay	18,489
O-21	L	24-26	at NY Giants	28,656
O-28	L	23-27	Washington	20,437
N-04	W	34-13	at Pittsburgh	19,649
N-11	L	17-20	at Cleveland	36,571
N-18	L	10-28	Detroit	25,350
N-25	L	13-17	Pittsburgh	15,537
D-02	W	35-21	at Washington	23,738
D-09	L	7-23	New York Giants	19,322
D-16	L	9-24	Cleveland	16,263

Rushing	No.	Yds	Avg	Lg	TD
Ziegler	113	418	3.7	34	2
S. Van Buren	112	327	2.9	17	6
Parmer	92	316	3.4	15t	2
Scott	45	161	3.6	40	1
Pollard LG	26	121	4.7	28	0
Pollard TM	24	119	5.0	28	0
Sandifer	35	113	3.2	13	1
E. Van Buren	16	60	3.8	11	0
Rauch LG	7	26	3.7	11	0
Rauch TM	6	21	3.5	11	0
Burk	28	12	0.4	11	1
Mackrides	7	9	1.3	3	0
Pritchard TM	31	6	0.2	9	0
<b>Eagles</b>	<b>509</b>	<b>1562</b>	<b>3.1</b>	<b>40</b>	<b>13</b>
<b>Opponents</b>	<b>462</b>	<b>1816</b>	<b>3.9</b>	<b>80t</b>	<b>1</b>

Score By Periods	Q1	Q2	Q3	Q4	OT	Pts
Eagles	44	75	53	62	0	234
Opponents	34	55	91	84	0	264

Scoring	TD	Ru	Pa	Rt	PAT	FG	2Pt	Pts
Walston	8	0	8	0	28/31	6/11	0	94
S. Van Buren	6	6	0	0			0	36
Pihos	5	0	5	0			0	30
Scott	4	1	3	0			0	24
Parmer	2	2	0	0			0	12
Sandifer	2	1	1	0			0	12
Ziegler	2	2	0	0			0	12
Burk	1	1	0	0			0	6
Cowhig	1	0	0	1			0	6
Stickel (safety)	0	0	0	0			0	2
<b>Eagles</b>	<b>31</b>	<b>13</b>	<b>17</b>	<b>1</b>	<b>28/31</b>	<b>6/11</b>	<b>0</b>	<b>234</b>
<b>Opponents</b>	<b>32</b>	<b>12</b>	<b>17</b>	<b>3</b>	<b>31/32</b>	<b>13/21</b>	<b>0</b>	<b>264</b>

\* Opponents registered one safety

## TEAM STATS

	EAGLES	OPP
<b>Total First Downs</b>	<b>200</b>	<b>183</b>
Rushing	111	92
Passing	73	77
Penalty	16	14
<b>3rd Down: Made/Att</b>	<b>na</b>	<b>na</b>
3rd Down Pct.	na	na
<b>4th Down: Made/Att</b>	<b>na</b>	<b>na</b>
4th Down Pct.	na	na
<b>Possession Avg.</b>	<b>na</b>	<b>na</b>
<b>Total Net Yards</b>	<b>3052</b>	<b>3294</b>
Avg. Per Game	254.3	274.5
Total Plays	793	749
Avg. Per Play	3.8	4.4
<b>Net Yards Rushing</b>	<b>1562</b>	<b>1816</b>
Avg. Per Game	130.2	151.3
Total Rushes	509	462
<b>Net Yards Passing</b>	<b>1490</b>	<b>1478</b>
Avg. Per Game	124.2	123.2
Sacked/Yards Lost	223	270
Gross Yards	1713	1748
Att./Completions	284/120	287/119
Completion Pct.	42.3	41.5
Had Intercepted	29	18
<b>Punts/Average</b>	<b>77/39.1</b>	<b>70/44.4</b>
<b>Net Punting Avg.</b>	<b>77/35.5</b>	<b>70/36.1</b>
<b>Penalties/Yards</b>	<b>51/428</b>	<b>53/458</b>
<b>Fumbles/Ball Lost</b>	<b>36/18</b>	<b>28/19</b>
<b>Touchdowns</b>	<b>31</b>	<b>32</b>
Rushing	13	12
Passing	17	17
Returns	1	3

Receiving	No.	Yds	Avg	Lg	TD
Pihos	35	536	15.3	38t	5
Walston	31	512	16.5	43t	8
Parmer	13	80	6.2	16	0
Scott	10	212	21.2	53t	3
Pritchard TM	8	103	12.9	38	0
Ziegler	8	59	7.4	19	0
S. Van Buren	4	28	7.0	18	0
O'Quinn TM	3	58	19.3	34	0
Armstrong	3	44	14.7	18	0
Pollard LG	3	35	11.7	18	0
Pollard TM	3	17	5.7	9	0
Sandifer	2	36	18.0	30t	1
Lindskog	0	21	---	21	0
Magee	0	7	---	7	0
<b>Eagles</b>	<b>120</b>	<b>1713</b>	<b>14.3</b>	<b>53t</b>	<b>17</b>
<b>Opponents</b>	<b>119</b>	<b>1748</b>	<b>14.7</b>	<b>53t</b>	<b>17</b>

Punt Returns	Ret	FC	Yds	Avg	Lg	TD
Pollard LG	18	na	148	8.2	23	0
Pollard TM	15	na	114	7.6	23	0
Sandifer	14	na	137	9.8	26	0
Pritchard TM	7	na	50	7.1	21	0
Scott	4	na	72	18.0	30	0
Craft	2	na	0	0.0	0	0
Grant	1	na	9	9.0	9	0
<b>Eagles</b>	<b>43</b>	<b>na</b>	<b>382</b>	<b>8.9</b>	<b>30</b>	<b>0</b>
<b>Opponents</b>	<b>34</b>	<b>na</b>	<b>261</b>	<b>7.7</b>	<b>71t</b>	<b>1</b>

Kickoff Returns	No.	Yds	Avg	Lg	TD
Pollard LG	19	464	24.4	45	0
Pollard TM	14	326	23.3	36	0
Sandifer	8	147	18.4	40	0
Scott	8	171	21.4	30	0
Pritchard TM	5	81	16.2	20	0
Walston	5	57	11.4	17	0
Pihos	3	40	13.3	20	0
Craft	2	53	26.5	38	0
Barnes	1	15	15.0	15	0
Cowhig	1	12	12.0	12	0
Kilroy	1	18	18.0	18	0
<b>Eagles</b>	<b>48</b>	<b>920</b>	<b>19.2</b>	<b>40</b>	<b>0</b>
<b>Opponents</b>	<b>42</b>	<b>923</b>	<b>22.0</b>	<b>38</b>	<b>0</b>

**Pro Bowl Selections:** LB Chuck Bednarik, HB Russ Craft, T Mike Jarmoluk, E Pete Pihos

Passing	Att	Cmp	Yds	Cmp%	Yds/Att	TD	TD%	Int	Int%	Lg	Sk/Lost	Ret
Burk	218	92	1329	42.2	6.10	14	6.4	23	10.6	53t	na/179	44.5
Rauch LG	94	30	288	31.9	3.06	1	1.1	4	4.3	39t	na/87	27.3
Rauch TM	12	5	51	41.7	4.25	0	0.0	1	8.3	18	na/33	19.8
Mackrides	54	23	333	42.6	6.17	3	5.6	5	9.3	43t	na/11	43.2
<b>Eagles</b>	<b>284</b>	<b>120</b>	<b>1713</b>	<b>42.3</b>	<b>6.03</b>	<b>17</b>	<b>6.0</b>	<b>29</b>	<b>10.2</b>	<b>53t</b>	<b>na/223</b>	<b>42.8</b>
<b>Opponents</b>	<b>287</b>	<b>119</b>	<b>1748</b>	<b>41.5</b>	<b>6.09</b>	<b>17</b>	<b>5.9</b>	<b>18</b>	<b>6.3</b>	<b>53t</b>	<b>na/270</b>	<b>55.6</b>

Punting	No	Yds	Avg	Net	TB	Lg	B
Burk	67	2646	39.5	36.3	1	60	0
Reagan	10	367	36.7	36.7	0	48	0
<b>Eagles</b>	<b>77</b>	<b>3013</b>	<b>39.1</b>	<b>35.5</b>	<b>1</b>	<b>60</b>	<b>0</b>
<b>Opponents</b>	<b>70</b>	<b>3108</b>	<b>44.4</b>	<b>36.1</b>	<b>10</b>	<b>66</b>	<b>0</b>

# 1952 EAGLES STATISTICS



Record: 7-5, t-2nd in American					
Head Coach: Jim Trimble					
S-28	W	31-25	at Pittsburgh	22,501	
O-04	L	7-31	New York	22,512	
O-12	W	26-21	Pittsburgh	18,648	
O-19	L	7-49	Cleveland	27,874	
O-26	W	14-10	at New York	21,458	
N-02	L	10-12	at Green Bay	10,149	
N-09	W	38-20	Washington	16,932	
N-16	W	10-7	Chicago Cardinals	18,406	
N-23	W	28-20	at Cleveland	28,948	
N-30	L	22-28	at Chicago Cardinals	13,577	
D-07	W	38-21	Dallas Texans	18,376	
D-14	L	21-27	at Washington	22,468	

Rushing	No.	Yds	Avg	Lg	TD
Huzvar	105	349	3.3	26	2
Goldston	65	210	3.2	20	3
Brewer	50	188	3.8	71t	2
Pollard	55	186	3.4	23	1
Ziegler	67	172	2.6	12	2
Stevens	33	95	2.9	36	0
Thomason	17	88	5.2	23	0
Burk	7	28	4.0	12	0
Enke	14	25	1.8	12	0
Parmer	12	23	1.9	8	0
Ferris LG	11	22	2.0	11t	1
Stringer	2	5	2.5	3	0
Van Buren	7	1	0.1	6	0
<b>Eagles</b>	<b>434</b>	<b>1370</b>	<b>3.2</b>	<b>71t</b>	<b>10</b>
<b>Opponents</b>	<b>408</b>	<b>1396</b>	<b>3.4</b>	<b>40</b>	<b>10</b>

Scoring	TD	Ru	Pa	Rt	PAT	FG	2Pt	Pts
Walston	3	0	3	0	31/31	11/20	0	82
Grant	7	0	7	0			0	42
Ziegler	4	2	2	0			0	24
Goldston	3	3	0	0			0	18
Brewer	2	2	0	0			0	12
Huzvar	2	2	0	0			0	12
Jarmoluk	2	0	0	2			0	12
Pihos	2	0	1	1			0	12
Van Buren (safety)	1	0	0	1			0	8
Bawel	1	0	0	1			0	6
Craft	1	0	0	1			0	6
Ferris LG	1	1	0	0			0	6
Pollard	1	1	0	0			0	6
Sears	1	0	0	1			0	6
Stevens	1	0	0	1			0	6
<b>Eagles</b>	<b>31</b>	<b>10</b>	<b>13</b>	<b>8</b>	<b>31/31</b>	<b>11/20</b>	<b>0</b>	<b>252</b>
<b>Opponents</b>	<b>38</b>	<b>10</b>	<b>19</b>	<b>9</b>	<b>31/38</b>	<b>4/14</b>	<b>0</b>	<b>271</b>

## TEAM STATS

	EAGLES	OPP
<b>Total First Downs</b>	<b>181</b>	<b>187</b>
Rushing	72	81
Passing	98	93
Penalty	11	13
<b>3rd Down: Made/Att</b>	<b>na</b>	<b>na</b>
3rd Down Pct.	na	na
<b>4th Down: Made/Att</b>	<b>na</b>	<b>na</b>
4th Down Pct.	na	na
<b>Possession Avg.</b>	<b>na</b>	<b>na</b>
<b>Total Net Yards</b>	<b>3335</b>	<b>3150</b>
Avg. Per Game	277.9	262.5
Total Plays	795	751
Avg. Per Play	4.2	4.2
<b>Net Yards Rushing</b>	<b>1370</b>	<b>1396</b>
Avg. Per Game	114.2	116.3
Total Rushes	434	408
<b>Net Yards Passing</b>	<b>1965</b>	<b>1754</b>
Avg. Per Game	163.8	146.2
Sacked/Yards Lost	307	410
Gross Yards	2272	2164
Att./Completions	361/154	343/157
Completion Pct.	42.7	45.8
Had Intercepted	19	20
<b>Punts/Average</b>	<b>83/40.2</b>	<b>88/41.3</b>
<b>Net Punting Avg.</b>	<b>83/33.1</b>	<b>88/35.0</b>
<b>Penalties/Yards</b>	<b>80/747</b>	<b>74/699</b>
<b>Fumbles/Ball Lost</b>	<b>43/22</b>	<b>36/19</b>
<b>Touchdowns</b>	<b>31</b>	<b>38</b>
Rushing	10	10
Passing	13	19
Returns	8	9

Receiving	No.	Yds	Avg	Lg	TD
Grant	56	997	17.8	84t	7
Walston	26	469	18.0	65	3
Stevens	13	174	13.4	39	0
Huzvar	13	37	2.8	12	0
Pihos	12	219	18.3	47	1
Ziegler	8	120	15.0	37	2
Pollard	8	59	7.4	14	0
Brewer	5	19	3.8	12	0
Van Buren	4	73	18.3	38	0
Bawel	2	60	30.0	52	0
Enke	2	19	9.5	18	0
Goldston	2	12	6.0	8	0
Parmer	2	10	5.0	8	0
Ferris LG	1	8	8.0	8	0
Stringer	1	4	4.0	4	0
<b>Eagles</b>	<b>154</b>	<b>2272</b>	<b>14.8</b>	<b>84t</b>	<b>13</b>
<b>Opponents</b>	<b>157</b>	<b>2164</b>	<b>13.8</b>	<b>63t</b>	<b>19</b>

Punting	No	Yds	Avg	Net	TB	Lg	B
Burk	83	3335	40.2	33.1	1	68	2
<b>Eagles</b>	<b>83</b>	<b>3335</b>	<b>40.2</b>	<b>33.1</b>	<b>1</b>	<b>68</b>	<b>2</b>
<b>Opponents</b>	<b>88</b>	<b>3630</b>	<b>41.3</b>	<b>35.0</b>	<b>5</b>	<b>63</b>	<b>0</b>

Punt Returns	Ret	FC	Yds	Avg	Lg	TD
Bawel	34	na	261	7.7	52t	1
Stevens	16	na	172	10.8	56t	1
Ferris LG	2	na	11	5.5	11	0
Walston	2	na	13	6.5	13	0
Van Buren	1	na	0	0.0	0	0
<b>Eagles</b>	<b>53</b>	<b>na</b>	<b>446</b>	<b>8.4</b>	<b>56t</b>	<b>2</b>
<b>Opponents</b>	<b>55</b>	<b>na</b>	<b>571</b>	<b>10.4</b>	<b>74t</b>	<b>1</b>

INTs	No.	Yds	Avg	Lg	TD
Bawel	8	121	15.1	35	0
Sutton	3	54	18.0	30	0
Jarmoluk	2	48	24.0	45t	1
Bednarik	2	14	7.0	12	0
Craft	1	32	32.0	32t	1
Sears	1	9	9.0	9t	1
Stringer	1	9	9.0	9	0
Scott TM	1	0	0.0	0	0
Willey	1	0	0.0	0	0
Ferris LG	0	3	--	3	0
Ferris TM	0	3	--	3	0
<b>Eagles</b>	<b>20</b>	<b>290</b>	<b>14.5</b>	<b>45t</b>	<b>3</b>
<b>Opponents</b>	<b>19</b>	<b>187</b>	<b>9.8</b>	<b>38t</b>	<b>1</b>

Kickoff Returns	No.	Yds	Avg	Lg	TD
Pollard	21	528	25.1	66	0
Stevens	16	433	27.1	51	0
Ziegler	4	82	20.5	27	0
Ferris LG	3	76	25.3	30	0
Parmer	2	33	16.5	17	0
Craft	1	18	18.0	18	0
Sears	1	45	45.0	45	0
Stringer	1	22	22.0	22	0
Van Buren	1	12	12.0	12	0
<b>Eagles</b>	<b>47</b>	<b>1173</b>	<b>25.0</b>	<b>66</b>	<b>0</b>
<b>Opponents</b>	<b>44</b>	<b>1111</b>	<b>25.3</b>	<b>93t</b>	<b>2</b>

Score By Periods	Q1	Q2	Q3	Q4	OT	Pts
Eagles	79	68	40	65	0	252
Opponents	44	85	72	70	0	271

**Pro Bowl Selections:** LB Chuck Bednarik, HB Russ Craft, T Frank Kilroy, E Pete Pihos

Passing	Att	Cmp	Yds	Cmp%	Yds/Att	TD	TD%	Int	Int%	Lg	Sk/Lost	Rat
Thomason	212	95	1334	44.8	6.29	8	3.8	9	4.2	44	na/172	60.5
Burk	82	37	561	45.1	6.84	4	4.9	5	6.1	84t	na/108	59.0
Enke	67	22	377	32.8	5.63	1	1.5	5	7.5	65	na/27	26.8
<b>Eagles</b>	<b>361</b>	<b>154</b>	<b>2272</b>	<b>42.7</b>	<b>6.29</b>	<b>13</b>	<b>3.6</b>	<b>19</b>	<b>5.3</b>	<b>84t</b>	<b>na/307</b>	<b>53.9</b>
<b>Opponents</b>	<b>343</b>	<b>157</b>	<b>2164</b>	<b>45.8</b>	<b>6.31</b>	<b>19</b>	<b>5.5</b>	<b>20</b>	<b>5.8</b>	<b>63t</b>	<b>na/410</b>	<b>60.7</b>

# 1953 EAGLES STATISTICS



Record: 7-4-1, 2nd in Eastern					
Head Coach: Jim Trimble					
S-27	L	21-31	at San Francisco	27,819	
O-02	T	21-21	Washington	19,099	
O-10	L	13-37	at Cleveland	45,802	
O-17	W	23-7	Pittsburgh	18,681	
O-25	W	56-17	at Chicago Cardinals	22,064	
N-01	W	35-7	at Pittsburgh	27,547	
N-08	W	30-7	New York	24,331	
N-15	W	45-14	Baltimore	27,813	
N-21	W	38-0	Chicago Cardinals	19,402	
N-29	L	28-37	at New York	20,294	
D-06	L	0-10	at Washington	21,579	
D-13	W	42-27	Cleveland	38,654	

Rushing	No.	Yds	Avg	Lg	TD
Johnson	83	439	5.3	66t	5
Williams	61	345	5.7	48t	3
Ziegler	83	320	3.9	52	5
Parmer	38	158	4.2	45	2
Giancanelli	44	131	3.0	30	1
Ledbetter	41	120	2.9	32	1
Brewer	17	85	5.0	19	1
Burk	8	54	6.8	32t	3
Pollard	23	44	1.9	11	0
Thomason	9	23	2.6	20	1
Stringer	1	5	5.0	5	0
Gambold	2	-2	-1.0	0	0
<b>Eagles</b>	<b>410</b>	<b>1722</b>	<b>4.2</b>	<b>66t</b>	<b>22</b>
<b>Opponents</b>	<b>331</b>	<b>1117</b>	<b>3.4</b>	<b>40</b>	<b>6</b>

Scoring	TD	Ru	Pa	Rt	PAT	FG	2Pt	Pts
Walston	5	0	5	0	45/48	4/13	0	87
Pihos	10	0	10	0			0	60
Johnson	7	5	2	0			0	42
Giancanelli	6	1	5	0			0	36
Ziegler	5	5	0	0			0	30
Williams	4	3	1	0			0	24
Burk	3	3	0	0			0	18
Ledbetter	3	1	2	0			0	18
Parmer	2	2	0	0			0	12
Bednarik	1	0	0	1			0	6
Brewer	1	1	0	0			0	6
Scott	1	0	0	1			0	6
Thomason	1	1	0	0			0	6
Pollard	0	0	0	0	1/1	0/2	0	1
<b>Eagles</b>	<b>49</b>	<b>22</b>	<b>25</b>	<b>2</b>	<b>46/49</b>	<b>4/15</b>	<b>0</b>	<b>352</b>
<b>Opponents</b>	<b>27</b>	<b>6</b>	<b>17</b>	<b>4</b>	<b>26/27</b>	<b>9/18</b>	<b>0</b>	<b>215</b>

TEAM STATS	EAGLES	OPP
<b>Total First Downs</b>	<b>256</b>	<b>186</b>
Rushing	97	69
Passing	144	98
Penalty	15	19
<b>3rd Down: Made/Att</b>	<b>na</b>	<b>na</b>
3rd Down Pct.	na	na
<b>4th Down: Made/Att</b>	<b>na</b>	<b>na</b>
4th Down Pct.	na	na
<b>Possession Avg.</b>	<b>na</b>	<b>na</b>
<b>Total Net Yards</b>	<b>4811</b>	<b>2998</b>
Avg. Per Game	400.9	249.8
Total Plays	848	705
Avg. Per Play	5.7	4.3
<b>Net Yards Rushing</b>	<b>1722</b>	<b>1117</b>
Avg. Per Game	143.5	93.1
Total Rushes	410	331
<b>Net Yards Passing</b>	<b>3089</b>	<b>1881</b>
Avg. Per Game	257.4	156.8
Sacked/Yards Lost	268	408
Gross Yards	3357	2289
Att./Completions	438/224	374/167
Completion Pct.	51.1	44.7
Had Intercepted	31	24
<b>Punts/Average</b>	<b>53/42.4</b>	<b>79/42.5</b>
<b>Net Punting Avg.</b>	<b>53/37.2</b>	<b>79/38.6</b>
<b>Penalties/Yards</b>	<b>84/779</b>	<b>63/606</b>
<b>Fumbles/Ball Lost</b>	<b>37/15</b>	<b>27/17</b>
<b>Touchdowns</b>	<b>49</b>	<b>27</b>
Rushing	22	6
Passing	25	17
Returns	2	4

Receiving	No.	Yds	Avg	Lg	TD
Pihos	63	1049	16.7	59	10
Walston	41	750	18.3	62t	5
Williams	31	438	14.1	40	1
Giancanelli	20	346	17.3	47t	5
Ziegler	15	211	14.1	43	0
Parmer	14	89	6.4	15	0
Ledbetter	13	137	10.5	34t	2
Johnson	12	227	18.9	41	2
Pollard	7	33	4.7	24	0
Brewer	4	43	10.8	16	0
Schnelker	4	34	8.5	12	0
<b>Eagles</b>	<b>224</b>	<b>3357</b>	<b>15.0</b>	<b>62t</b>	<b>25</b>
<b>Opponents</b>	<b>167</b>	<b>2289</b>	<b>13.7</b>	<b>66t</b>	<b>17</b>

INTs	No.	Yds	Avg	Lg	TD
Brookshier	8	41	5.1	22	0
Bednarik	6	116	19.3	41	1
Craft	4	46	11.5	27	0
Hudson	3	74	24.7	42	0
Van Buren	1	13	13.0	13	0
Stringer	1	7	7.0	7	0
Jarmoluk	1	2	2.0	2	0
<b>Eagles</b>	<b>24</b>	<b>299</b>	<b>12.5</b>	<b>42</b>	<b>1</b>
<b>Opponents</b>	<b>31</b>	<b>351</b>	<b>11.3</b>	<b>39</b>	<b>1</b>

Punt Returns	Ret	FC	Yds	Avg	Lg	TD
Pollard	20	na	106	5.3	20	0
Williams	15	na	25	1.7	8	0
Johnson	5	na	14	2.8	14	0
Giancanelli	4	na	11	2.8	11	0
Hudson	2	na	10	5.0	10	0
<b>Eagles</b>	<b>46</b>	<b>na</b>	<b>166</b>	<b>3.6</b>	<b>20</b>	<b>0</b>
<b>Opponents</b>	<b>45</b>	<b>na</b>	<b>257</b>	<b>5.7</b>	<b>54</b>	<b>0</b>

Kickoff Returns	No.	Yds	Avg	Lg	TD
Williams	14	343	24.5	62	0
Pollard	13	301	23.2	49	0
Johnson	4	69	17.3	26	0
Giancanelli	2	45	22.5	38	0
Hudson	1	0	0.0	0	0
Parmer	1	18	18.0	18	0
Scott	1	0	0.0	0	0
Stringer	1	11	11.0	11	0
<b>Eagles</b>	<b>37</b>	<b>787</b>	<b>21.3</b>	<b>62</b>	<b>0</b>
<b>Opponents</b>	<b>49</b>	<b>1208</b>	<b>24.7</b>	<b>104t</b>	<b>1</b>

**Pro Bowl Selections:** LB Chuck Bednarik, C Ken Farragut, T Frank Kilroy, E Pete Pihos, T Lum Snyder, QB Bobby Thomason

Score By Periods	Q1	Q2	Q3	Q4	OT	Pts
Eagles	72	94	68	118	0	352
Opponents	54	41	48	72	0	215

Punting	No	Yds	Avg	Net	TB	Lg	B
Burk	41	1765	43.0	39.3	0	66	0
Bednarik	12	483	40.3	38.1	0	54	0
<b>Eagles</b>	<b>53</b>	<b>2248</b>	<b>42.4</b>	<b>37.2</b>	<b>1</b>	<b>66</b>	<b>0</b>
<b>Opponents</b>	<b>79</b>	<b>3354</b>	<b>42.5</b>	<b>38.6</b>	<b>7</b>	<b>64</b>	<b>0</b>

Passing	Att	Cmp	Yds	Cmp%	Yds/Att	TD	TD%	Int	Int%	Lg	Sk/Lost	Rat
Thomason	304	162	2462	53.3	8.10	21	6.9	20	6.6	62t	na/129	75.9
Burk	119	56	788	47.1	6.62	4	3.4	9	7.6	61	na/120	48.6
Gambold	14	6	107	42.9	7.64	0	0.0	2	14.3	41	na/19	30.1
Ziegler	1	0	0	0.0	0.00	0	0.0	0	0.0	0	0/0	39.6
<b>Eagles</b>	<b>438</b>	<b>224</b>	<b>3357</b>	<b>51.1</b>	<b>7.66</b>	<b>25</b>	<b>5.7</b>	<b>31</b>	<b>7.1</b>	<b>62t</b>	<b>na/268</b>	<b>66.2</b>
<b>Opponents</b>	<b>374</b>	<b>167</b>	<b>2289</b>	<b>44.7</b>	<b>6.12</b>	<b>17</b>	<b>4.5</b>	<b>24</b>	<b>6.4</b>	<b>66t</b>	<b>na/408</b>	<b>53.2</b>

# 1954 EAGLES STATISTICS



Record: 7-4-1, 2nd in Eastern				
Head Coach: Jim Trimble				
S-26	W	28-10	Cleveland	26,546
O-03	W	35-16	at Chicago Cardinals	17,084
O-09	W	24-22	Pittsburgh	37,322
O-17	W	49-21	at Washington	22,051
O-23	L	7-17	at Pittsburgh	39,075
O-30	L	14-37	Green Bay	25,378
N-07	W	30-14	Chicago Cardinals	21,963
N-14	L	14-27	at New York	46,565
N-21	L	0-6	at Cleveland	41,537
N-28	W	41-33	Washington	18,517
D-05	T	13-13	at Detroit	54,939
D-12	W	29-14	New York	28,449

Rushing	No.	Yds	Avg	Lg	TD
Parmer	119	408	3.4	24	0
Ledbetter	81	241	3.0	14	1
Williams	47	183	3.9	33	1
Worden	58	128	2.2	12	1
Moselle	29	114	3.9	14	1
Giancanelli	33	47	1.4	11	0
Thomason	10	45	4.5	19	0
Burk	15	18	1.2	15	0
Johnson	7	16	2.3	11	0
Pihos	1	-1	-1.0	-1	0
Norton	1	-3	-3.0	-3	0
<b>Eagles</b>	<b>401</b>	<b>1196</b>	<b>3.0</b>	<b>33</b>	<b>4</b>
<b>Opponents</b>	<b>354</b>	<b>1063</b>	<b>3.0</b>	<b>50t</b>	<b>8</b>

Scoring	TD	Ru	Pa	Rt	PAT	FG	2Pt	Pts
Walston	11	0	11	0	36/39	4/10	0	114
Pihos	10	0	10	0			0	60
Giancanelli	4	0	4	0			0	24
Ledbetter	4	1	3	0			0	24
Williams	4	1	3	0			0	24
Moselle	3	1	2	0			0	18
Norton	1	0	0	1			0	6
Wiley	1	0	0	1			0	6
Worden	1	1	0	0			0	6
Team [safety]	0	0	0	0			0	2
<b>Eagles</b>	<b>39</b>	<b>4</b>	<b>33</b>	<b>2</b>	<b>36/39</b>	<b>4/10</b>	<b>0</b>	<b>284</b>
<b>Opponents</b>	<b>27</b>	<b>8</b>	<b>13</b>	<b>6</b>	<b>25/27</b>	<b>13/28</b>	<b>0</b>	<b>230</b>

\* Opponents registered two safeties

## TEAM STATS

	EAGLES	OPP
<b>Total First Downs</b>	<b>221</b>	<b>171</b>
Rushing	66	64
Passing	139	84
Penalty	16	23
<b>3rd Down: Made/Att</b>	<b>na</b>	<b>na</b>
3rd Down Pct.	na	na
<b>4th Down: Made/Att</b>	<b>na</b>	<b>na</b>
4th Down Pct.	na	na
<b>Possession Avg.</b>	<b>na</b>	<b>na</b>
<b>Total Net Yards</b>	<b>3803</b>	<b>2747</b>
Avg. Per Game	316.9	228.9
Total Plays	802	699
Avg. Per Play	4.7	3.9
<b>Net Yards Rushing</b>	<b>1196</b>	<b>1063</b>
Avg. Per Game	99.7	88.6
Total Rushes	401	354
<b>Net Yards Passing</b>	<b>2607</b>	<b>1684</b>
Avg. Per Game	217.3	140.3
Sacked/Yards Lost	375	346
Gross Yards	2982	2030
Att./Completions	401/206	345/143
Completion Pct.	51.4	41.4
Had Intercepted	30	28
<b>Punts/Average</b>	<b>73/40.0</b>	<b>71/42.3</b>
<b>Net Punting Avg.</b>	<b>73/34.7</b>	<b>71/38.2</b>
<b>Penalties/Yards</b>	<b>85/874</b>	<b>58/589</b>
<b>Fumbles/Ball Lost</b>	<b>38/22</b>	<b>32/22</b>
<b>Touchdowns</b>	<b>39</b>	<b>27</b>
Rushing	4	8
Passing	33	13
Returns	2	6

## Score By Periods

	Q1	Q2	Q3	Q4	OT	Pts
Eagles	51	93	69	71	0	284
Opponents	52	43	95	40	0	230

Receiving	No.	Yds	Avg	Lg	TD
Pihos	60	872	14.5	34	10
Williams	44	668	15.2	84t	3
Walston	31	581	18.7	75t	11
Moselle	17	242	14.2	38t	2
Ledbetter	15	192	12.8	48t	3
Giancanelli	14	195	13.9	50t	4
Parmer	12	40	3.3	16	0
Worden	7	63	9.0	23	0
Luft	3	59	19.7	30	0
Wiley	2	50	25.0	37	0
Johnson	1	20	20.0	20	0
<b>Eagles</b>	<b>206</b>	<b>2982</b>	<b>14.5</b>	<b>84t</b>	<b>33</b>
<b>Opponents</b>	<b>143</b>	<b>2030</b>	<b>14.2</b>	<b>72t</b>	<b>13</b>

INTs	No.	Yds	Avg	Lg	TD
Hudson	8	89	11.1	32	0
Norton	5	110	22.0	69t	1
Robinson	4	41	10.3	18	0
Kilroy	4	29	7.3	19	0
Dowda	2	34	17.0	34	0
Barni	2	0	0.0	0	0
Richardson	1	10	10.0	10	0
Bednarik	1	9	9.0	9	0
Sharkey	1	4	4.0	4	0
<b>Eagles</b>	<b>28</b>	<b>326</b>	<b>11.6</b>	<b>69t</b>	<b>1</b>
<b>Opponents</b>	<b>30</b>	<b>476</b>	<b>15.9</b>	<b>59t</b>	<b>2</b>

Punting	No	Yds	Avg	Net	TB	Lg	B
Burk	73	2918	40.0	34.7	4	58	0
<b>Eagles</b>	<b>73</b>	<b>2918</b>	<b>40.0</b>	<b>34.7</b>	<b>4</b>	<b>58</b>	<b>0</b>
<b>Opponents</b>	<b>71</b>	<b>3006</b>	<b>42.3</b>	<b>38.2</b>	<b>1</b>	<b>72</b>	<b>0</b>

Punt Returns	Ret	FC	Yds	Avg	Lg	TD
Williams	23	na	153	6.7	25	0
Norton	21	na	89	4.2	18	0
Bednarik	2	na	26	13.0	24	0
Barni	1	na	0	0.0	0	0
Cifelli TM	1	na	0	0.0	0	0
Sharkey	1	na	5	5.0	5	0
<b>Eagles</b>	<b>49</b>	<b>na</b>	<b>273</b>	<b>5.6</b>	<b>25</b>	<b>0</b>
<b>Opponents</b>	<b>49</b>	<b>na</b>	<b>304</b>	<b>6.2</b>	<b>59t</b>	<b>1</b>

Kickoff Returns	No.	Yds	Avg	Lg	TD
Giancanelli	17	387	22.8	33	0
Ledbetter	8	175	21.9	38	0
Moselle	7	149	21.3	27	0
Johnson	6	152	25.3	34	0
Bednarik	3	40	13.3	21	0
Snyder	2	18	9.0	13	0
Roffler	1	19	19.0	19	0
Stevens	1	6	6.0	6	0
<b>Eagles</b>	<b>45</b>	<b>946</b>	<b>21.0</b>	<b>38</b>	<b>0</b>
<b>Opponents</b>	<b>52</b>	<b>1235</b>	<b>23.8</b>	<b>99t</b>	<b>2</b>

**Pro Bowl Selections:** LB Chuck Bednarik, QB Adrian Burk, T Frank Kilroy, E Pete Pihos, LB Wayne Robinson, T Lum Snyder, E Norman Wiley

Passing	Att	Cmp	Yds	Cmp%	Yds/Att	TD	TD%	Int	Int%	Lg	Sk/Lost	Rat
Burk	231	123	1740	53.2	7.53	23	10.0	17	7.4	84t	na/183	80.4
Thomason	170	83	1242	48.8	7.31	10	5.9	13	7.6	63	na/192	60.9
<b>Eagles</b>	<b>401</b>	<b>206</b>	<b>2982</b>	<b>51.4</b>	<b>7.44</b>	<b>33</b>	<b>8.2</b>	<b>30</b>	<b>7.5</b>	<b>84t</b>	<b>na/375</b>	<b>72.1</b>
<b>Opponents</b>	<b>345</b>	<b>143</b>	<b>2030</b>	<b>41.4</b>	<b>5.88</b>	<b>13</b>	<b>3.8</b>	<b>28</b>	<b>8.1</b>	<b>72t</b>	<b>na/346</b>	<b>39.9</b>

# 1955 EAGLES STATISTICS



Record: 4-7-1, t-4th in Eastern				
Head Coach: Jim Trimble				
S-24	W	27-17	New York	29,597
O-01	L	30-31	Washington	31,891
O-09	L	17-21	at Cleveland	43,974
O-15	L	7-13	at Pittsburgh	33,413
O-23	T	24-24	at Chicago Cardinals	24,620
O-30	W	24-0	Pittsburgh	31,164
N-06	L	21-34	at Washington	25,741
N-13	W	33-17	Cleveland	39,303
N-20	L	7-31	at New York	22,075
N-27	L	21-23	Los Angeles	31,648
D-04	W	27-3	Chicago Cardinals	19,478
D-11	L	10-17	at Chicago Bears	34,783

Rushing	No.	Yds	Avg	Lg	TD
Giancanelli	97	385	4.0	20	2
Goode LG	83	297	3.6	36	0
Goode TM	76	274	3.6	36	0
Norton	36	144	4.0	23t	1
Burk	36	132	3.7	30	2
Parmer	34	129	3.8	36	1
Wegert	26	120	4.6	38	2
Bielski	28	67	2.4	8	1
Ledbetter	21	48	2.3	7	0
Thomason	17	29	1.7	20	0
Johnson	3	1	0.3	4	0
Taliaferro	3	-2	-0.7	0	0
Walston	1	-3	-3.0	-3	0
Goldston	14	-7	-0.5	7	0
<b>Eagles</b>	<b>392</b>	<b>1317</b>	<b>3.4</b>	<b>38</b>	<b>9</b>
<b>Opponents</b>	<b>455</b>	<b>1637</b>	<b>3.6</b>	<b>51</b>	<b>12</b>

Scoring	TD	Ru	Pa	Rt	PAT	FG	2Pt	Pts
Bielski	1	1	0	0	23/24	9/23	0	56
Pihos	7	0	7	0			0	42
Stribling	6	0	6	0			0	36
Walston	3	0	3	0	6/7	2/3	0	30
Giancanelli	3	2	1	0			0	18
Norton	3	1	1	1			0	18
Bawel	2	0	0	2			0	12
Burk	2	2	0	0			0	12
Wegert	2	2	0	0			0	12
Ledbetter	1	0	1	0			0	6
Parmer	1	1	0	0			0	6
<b>Eagles</b>	<b>31</b>	<b>9</b>	<b>19</b>	<b>3</b>	<b>29/31</b>	<b>11/26</b>	<b>0</b>	<b>248</b>
<b>Opponents</b>	<b>28</b>	<b>12</b>	<b>12</b>	<b>4</b>	<b>27/28</b>	<b>12/23</b>	<b>0</b>	<b>231</b>

## TEAM STATS

	EAGLES	OPP
<b>Total First Downs</b>	<b>219</b>	<b>174</b>
Rushing	71	89
Passing	128	69
Penalty	20	16
<b>3rd Down: Made/Att</b>	<b>na</b>	<b>na</b>
3rd Down Pct.	na	na
<b>4th Down: Made/Att</b>	<b>na</b>	<b>na</b>
4th Down Pct.	na	na
<b>Possession Avg.</b>	<b>na</b>	<b>na</b>
<b>Total Net Yards</b>	<b>3789</b>	<b>3231</b>
Avg. Per Game	315.8	269.3
Total Plays	792	727
Avg. Per Play	4.8	4.4
<b>Net Yards Rushing</b>	<b>1317</b>	<b>1637</b>
Avg. Per Game	109.8	136.4
Total Rushes	392	455
<b>Net Yards Passing</b>	<b>2472</b>	<b>1594</b>
Avg. Per Game	206.0	132.8
Sacked/Yards Lost	224	216
Gross Yards	2696	1810
Att./Completions	400/198	272/124
Completion Pct.	49.5	45.6
Had Intercepted	24	16
<b>Punts/Average</b>	<b>61/42.9</b>	<b>74/39.1</b>
<b>Net Punting Avg.</b>	<b>61/39.2</b>	<b>74/37.5</b>
<b>Penalties/Yards</b>	<b>61/542</b>	<b>57/463</b>
<b>Fumbles/Ball Lost</b>	<b>35/21</b>	<b>27/20</b>
<b>Touchdowns</b>	<b>31</b>	<b>28</b>
Rushing	9	12
Passing	19	12
Returns	3	3

Receiving	No.	Yds	Avg	Lg	TD
Pihos	62	864	13.9	40t	7
Stribling	38	568	14.9	56	6
Walston	27	443	16.4	63t	3
Giancanelli	25	379	15.2	59	1
Goode LG	11	152	13.8	50	0
Goode TM	10	137	13.7	50	0
Norton	11	125	11.4	36t	1
Bielski	8	48	6.0	19	0
Ledbetter	7	88	12.6	37t	1
Taliaferro	3	17	5.7	14	0
Wegert	3	17	5.7	12	0
Goldston	2	8	4.0	9	0
Bawel	1	6	6.0	6	0
Parmer	1	-4	-4.0	-4	0
<b>Eagles</b>	<b>198</b>	<b>2696</b>	<b>13.6</b>	<b>63t</b>	<b>19</b>
<b>Opponents</b>	<b>124</b>	<b>1810</b>	<b>14.6</b>	<b>72t</b>	<b>12</b>

INTs	No.	Yds	Avg	Lg	TD
Bawel	9	168	18.7	42t	2
Hudson	3	48	16.0	25	0
Bednarik	1	36	36.0	36	0
Ricca LG	1	33	33.0	33	0
Bell	1	30	30.0	30	0
Robinson	1	20	20.0	20	0
Carroccio LG	1	7	7.0	7	0
Norton	1	0	0.0	0	0
<b>Eagles</b>	<b>16</b>	<b>302</b>	<b>18.9</b>	<b>42t</b>	<b>2</b>
<b>Opponents</b>	<b>24</b>	<b>228</b>	<b>9.5</b>	<b>53</b>	<b>0</b>

Punt Returns	Ret	FC	Yds	Avg	Lg	TD
Norton	20	na	33	1.7	13	0
Bawel	15	na	32	2.1	17	0
Giancanelli	5	na	30	6.0	15	0
Hudson	1	na	0	0.0	0	0
<b>Eagles</b>	<b>41</b>	<b>na</b>	<b>95</b>	<b>2.3</b>	<b>17</b>	<b>0</b>
<b>Opponents</b>	<b>36</b>	<b>na</b>	<b>206</b>	<b>5.7</b>	<b>66t</b>	<b>1</b>

Kickoff Returns	No.	Yds	Avg	Lg	TD
Giancanelli	11	267	24.3	29	0
Bawel	8	169	21.1	41	0
Norton	8	281	35.1	96t	1
Wegert	4	87	21.8	28	0
Snyder	3	34	11.3	14	0
Goode LG	2	36	18.0	20	0
Goode TM	2	36	18.0	20	0
Ledbetter	1	21	21.0	21	0
Sharkey TM	1	11	11.0	11	0
Taliaferro	1	16	16.0	16	0
<b>Eagles</b>	<b>39</b>	<b>922</b>	<b>23.6</b>	<b>96t</b>	<b>1</b>
<b>Opponents</b>	<b>40</b>	<b>987</b>	<b>24.7</b>	<b>61</b>	<b>0</b>

**Pro Bowl Selections:** QB Adrian Burk, E Pete Pihos, LB Wayne Robinson, QB Bobby Thomason, T Jim Weatherall, E Norman Willey

## Score By Periods

	Q1	Q2	Q3	Q4	OT	Pts
Eagles	23	61	61	103	0	248
Opponents	69	54	72	36	0	231

Punting	No	Yds	Avg	Net	TB	Lg	B
Burk	61	2615	42.9	39.2	1	75	0
<b>Eagles</b>	<b>61</b>	<b>2615</b>	<b>42.9</b>	<b>39.2</b>	<b>1</b>	<b>75</b>	<b>0</b>
<b>Opponents</b>	<b>74</b>	<b>2890</b>	<b>39.1</b>	<b>37.5</b>	<b>1</b>	<b>54</b>	<b>1</b>

Passing	Att	Cmp	Yds	Cmp%	Yds/Att	TD	TD%	Int	Int%	Lg	Sk/Lost	Rat
Burk	228	110	1359	48.2	5.96	9	3.9	17	7.5	59	na/192	49.2
Thomason	171	88	1337	51.5	7.82	10	5.8	7	4.1	63t	na/32	80.0
Norton	1	0	0	0.0	0.00	0	0.0	0	0.0	0	0/0	39.6
<b>Eagles</b>	<b>400</b>	<b>198</b>	<b>2696</b>	<b>49.5</b>	<b>6.74</b>	<b>19</b>	<b>4.8</b>	<b>24</b>	<b>6.0</b>	<b>63t</b>	<b>na/224</b>	<b>62.3</b>
<b>Opponents</b>	<b>272</b>	<b>124</b>	<b>1810</b>	<b>45.6</b>	<b>6.65</b>	<b>12</b>	<b>4.4</b>	<b>16</b>	<b>5.9</b>	<b>72t</b>	<b>na/216</b>	<b>58.0</b>

# 1956 EAGLES STATISTICS



Record: 3-8-1, 6th in Eastern					
Head Coach: Hugh Devore					
S-30	L	7-27	at Los Angeles	54,412	
O-06	W	13-9	Washington	26,607	
O-14	W	35-21	at Pittsburgh	31,375	
O-21	L	6-20	Chicago Cardinals	36,545	
O-28	L	3-20	at New York	40,960	
N-04	L	17-28	at Chicago Cardinals	27,609	
N-11	W	14-7	Pittsburgh	22,652	
N-18	L	0-16	Cleveland	25,894	
N-25	T	10-10	San Francisco	19,326	
D-02	L	14-17	at Cleveland	20,654	
D-09	L	17-19	at Washington	22,333	
D-15	L	7-21	New York	16,562	

Rushing	No.	Yds	Avg	Lg	TD	Scoring	TD	Ru	Pa	Rt	PAT	FG	2Pt	Pts
Keller	112	433	3.9	51t	4	Walston	3	0	3	0	17/18	6/13	0	53
Schaefer	102	320	3.1	11	2	Keller	4	4	0	0			0	24
Bielski	52	162	3.1	15	1	Burnine LG	2	0	2	0			0	12
Giancanelli	42	148	3.5	21	1	Burnine TM	2	0	2	0			0	12
Wegert	47	127	2.7	19	1	Schaefer	2	2	0	0			0	12
Berzinski	15	72	4.8	20	0	Thomason	2	2	0	0			0	12
Burk	17	61	3.6	11	0	Bell	1	0	0	1			0	6
Thomason	21	48	2.3	19	2	Bielski	1	1	0	0	0/0	0/1	0	6
B. Smith LG	11	18	1.6	7	0	Bredice	1	0	1	0			0	6
B. Smith TM	9	8	0.9	5	0	Giancanelli	1	1	0	0			0	6
Parmer	1	-2	-2.0	-2	0	Wegert	1	1	0	0			0	6
Eagles	418	1377	3.3	51t	11	<b>Eagles</b>	<b>18</b>	<b>11</b>	<b>6</b>	<b>1</b>	<b>17/18</b>	<b>6/14</b>	<b>0</b>	<b>143</b>
Opponents	513	1893	3.7	46	10	<b>Opponents</b>	<b>25</b>	<b>10</b>	<b>15</b>	<b>0</b>	<b>23/25</b>	<b>14/21</b>	<b>0</b>	<b>215</b>

## TEAM STATS

	EAGLES	OPP
<b>Total First Downs</b>	<b>160</b>	<b>200</b>
Rushing	73	110
Passing	74	69
Penalty	13	21
<b>3rd Down: Made/Att</b>	<b>na</b>	<b>na</b>
3rd Down Pct.	na	na
<b>4th Down: Made/Att</b>	<b>na</b>	<b>na</b>
4th Down Pct.	na	na
<b>Possession Avg.</b>	<b>na</b>	<b>na</b>
<b>Total Net Yards</b>	<b>2654</b>	<b>3226</b>
Avg. Per Game	221.2	268.8
Total Plays	667	756
Avg. Per Play	4.0	4.3
<b>Net Yards Rushing</b>	<b>1377</b>	<b>1893</b>
Avg. Per Game	114.8	157.8
Total Rushes	418	513
<b>Net Yards Passing</b>	<b>1277</b>	<b>1333</b>
Avg. Per Game	106.4	111.1
Sacked/Yards Lost	279	173
Gross Yards	1556	1506
Att./Completions	249/122	243/114
Completion Pct.	49.0	46.9
Had Intercepted	27	16
<b>Punts/Average</b>	<b>68/41.8</b>	<b>68/41.0</b>
<b>Net Punting Avg.</b>	<b>68/37.6</b>	<b>68/36.0</b>
<b>Penalties/Yards</b>	<b>59/542</b>	<b>76/686</b>
<b>Fumbles/Ball Lost</b>	<b>25/11</b>	<b>17/11</b>
<b>Touchdowns</b>	<b>18</b>	<b>25</b>
Rushing	11	10
Passing	6	15
Returns	1	0

Receiving	No.	Yds	Avg	Lg	TD
Walston	39	590	15.1	51t	3
Schaefer	13	117	9.0	27	0
Retzlaff	12	159	13.3	20	0
Burnine LG	10	208	20.8	52	2
Burnine TM	10	208	20.8	52	2
Bredice	10	146	14.6	40t	1
Giancanelli	10	104	10.4	18	0
Bielski	8	63	7.9	17	0
Keller	7	36	5.1	13	0
Wegert	6	46	7.7	19	0
Berzinski	3	35	11.7	17	0
Stribling	2	11	5.5	7	0
Rocky Ryan	1	31	31.0	31	0
Riley	1	10	10.0	10	0
<b>Eagles</b>	<b>122</b>	<b>1556</b>	<b>12.8</b>	<b>52</b>	<b>6</b>
<b>Opponents</b>	<b>114</b>	<b>1506</b>	<b>13.2</b>	<b>64t</b>	<b>15</b>

Punt Returns	Ret	FC	Yds	Avg	Lg	TD
Riley	17	na	73	4.3	35	0
Keller	15	na	146	9.7	40	0
Giancanelli	4	na	22	5.5	18	0
<b>Eagles</b>	<b>36</b>	<b>na</b>	<b>241</b>	<b>6.7</b>	<b>40</b>	<b>0</b>
<b>Opponents</b>	<b>50</b>	<b>na</b>	<b>283</b>	<b>5.7</b>	<b>29</b>	<b>0</b>

Kickoff Returns	No.	Yds	Avg	Lg	TD
Keller	15	353	23.5	32	0
Riley	15	381	25.4	59	0
Giancanelli	8	187	23.4	31	0
Pellegrini	2	47	23.5	26	0
Willey	2	32	16.0	20	0
Bawel	1	25	25.0	25	0
Bednarik	1	17	17.0	17	0
Norton	1	31	31.0	31	0
B. Smith LG	1	14	14.0	14	0
<b>Eagles</b>	<b>45</b>	<b>1073</b>	<b>23.8</b>	<b>59</b>	<b>0</b>
<b>Opponents</b>	<b>27</b>	<b>666</b>	<b>24.7</b>	<b>56</b>	<b>0</b>

**Pro Bowl Selections:** LB Chuck Bednarik, T Buck Lansford, QB Bobby Thomason, T Jim Weatherall

## Score By Periods

	Q1	Q2	Q3	Q4	OT	Pts
Eagles	44	34	31	34	0	143
Opponents	31	56	59	69	0	215

Punting	No	Yds	Avg	Net	TB	Lg	B
Burk	68	2843	41.8	37.6	0	62	1
<b>Eagles</b>	<b>68</b>	<b>2843</b>	<b>41.8</b>	<b>37.6</b>	<b>0</b>	<b>62</b>	<b>1</b>
<b>Opponents</b>	<b>68</b>	<b>2787</b>	<b>41.0</b>	<b>36.0</b>	<b>5</b>	<b>64</b>	<b>0</b>

Passing	Att	Cmp	Yds	Cmp%	Yds/Att	TD	TD%	Int	Int%	Lg	Sk/Lost	Rat
Thomason	164	82	1119	50.0	6.82	4	2.4	21	12.8	52	na/166	40.7
Burk	82	39	426	47.6	5.20	1	1.2	6	7.3	40	na/113	36.9
Schaefer	3	1	11	33.3	3.67	1	33.3	0	0.0	11t	0/0	84.7
<b>Eagles</b>	<b>249</b>	<b>122</b>	<b>1556</b>	<b>49.0</b>	<b>6.25</b>	<b>6</b>	<b>2.4</b>	<b>27</b>	<b>10.8</b>	<b>52</b>	<b>na/279</b>	<b>37.4</b>
<b>Opponents</b>	<b>243</b>	<b>114</b>	<b>1506</b>	<b>46.9</b>	<b>6.20</b>	<b>15</b>	<b>6.2</b>	<b>16</b>	<b>6.6</b>	<b>64t</b>	<b>na/173</b>	<b>60.1</b>



# 1957 EAGLES STATISTICS



Record: 4-8, 5th in Eastern				
Head Coach: Hugh Devore				
S-29	L	13-17	at Los Angeles	62,506
O-05	L	20-24	New York	28,342
O-13	L	7-24	at Cleveland	53,493
O-20	W	17-7	Cleveland	22,443
O-27	L	0-6	at Pittsburgh	27,016
N-03	W	38-21	at Chicago Cardinals	18,718
N-10	L	16-27	Detroit	29,320
N-17	L	0-13	at New York	42,845
N-24	W	21-12	Washington	20,730
D-01	W	7-6	Pittsburgh	16,364
D-08	L	7-42	at Washington	21,304
D-14	L	27-31	Chicago Cardinals	12,555

Rushing	No.	Yds	Avg	Lg	TD
Barnes	143	529	3.7	41	1
Peaks	125	495	4.0	35	1
Keller	57	195	3.4	15	0
Worden	42	133	3.2	17	0
Norton	2	73	36.5	61	0
Thomason	15	62	4.1	19	3
Dorow	17	52	3.1	14	2
McDonald	12	36	3.0	22	0
Walston	1	7	7.0	7	0
Youngelman	0	3	---	3	0
Jurgensen	10	-3	-0.3	8	2
<b>Eagles</b>	<b>424</b>	<b>1582</b>	<b>3.7</b>	<b>61</b>	<b>9</b>
<b>Opponents</b>	<b>451</b>	<b>1714</b>	<b>3.8</b>	<b>64t</b>	<b>15</b>

Score By Periods	Q1	Q2	Q3	Q4	OT	Pts
Eagles	37	36	27	73	0	173
Opponents	34	94	51	51	0	230

Scoring	TD	Ru	Pa	Rt	PAT	FG	2Pt	Pts
Walston	1	0	1	0	20/21	9/12	0	53
McDonald	3	0	3	0			0	18
Thomason	3	3	0	0			0	18
Barnes	2	1	1	0			0	12
Bielski	2	0	2	0	0/0	0/2	0	12
Dorow	2	2	0	0			0	12
Jurgensen	2	2	0	0			0	12
Rocky Ryan	2	0	2	0			0	12
Ji. Harris	1	0	0	1			0	6
Norton	1	0	0	1			0	6
Peaks	1	1	0	0			0	6
Stribling	1	0	1	0			0	6
<b>Eagles</b>	<b>21</b>	<b>9</b>	<b>10</b>	<b>2</b>	<b>20/21</b>	<b>9/14</b>	<b>0</b>	<b>173</b>
<b>Opponents</b>	<b>27</b>	<b>15</b>	<b>10</b>	<b>2</b>	<b>26/27</b>	<b>14/29</b>	<b>0</b>	<b>230</b>

TEAM STATS	EAGLES	OPP
<b>Total First Downs</b>	<b>149</b>	<b>199</b>
Rushing	80	83
Passing	51	94
Penalty	18	22
<b>3rd Down: Made/Att</b>	<b>na</b>	<b>na</b>
3rd Down Pct.	na	na
<b>4th Down: Made/Att</b>	<b>na</b>	<b>na</b>
4th Down Pct.	na	na
<b>Possession Avg.</b>	<b>na</b>	<b>na</b>
<b>Total Net Yards</b>	<b>2737</b>	<b>3683</b>
Avg. Per Game	228.1	306.9
Total Plays	628	708
Avg. Per Play	4.4	5.2
<b>Net Yards Rushing</b>	<b>1582</b>	<b>1714</b>
Avg. Per Game	131.8	142.8
Total Rushes	424	451
<b>Net Yards Passing</b>	<b>1155</b>	<b>1969</b>
Avg. Per Game	96.3	164.1
Sacked/Yards Lost	224	114
Gross Yards	1379	2083
Att./Completions	204/99	257/133
Completion Pct.	48.5	51.8
Had Intercepted	23	17
<b>Punts/Average</b>	<b>68/41.1</b>	<b>58/42.8</b>
<b>Net Punting Avg.</b>	<b>68/35.4</b>	<b>58/37.6</b>
<b>Penalties/Yards</b>	<b>75/654</b>	<b>65/642</b>
<b>Fumbles/Ball Lost</b>	<b>25/16</b>	<b>26/19</b>
<b>Touchdowns</b>	<b>21</b>	<b>27</b>
Rushing	9	15
Passing	10	10
Returns	2	2

Receiving	No.	Yds	Avg	Lg	TD
Barnes	19	212	11.2	67t	1
Stribling	14	194	13.9	58t	1
Walston	11	266	24.2	49	1
Peaks	11	99	9.0	53	0
Retzlaff	10	120	12.0	28	0
McDonald	9	228	25.3	61t	3
Bielski	8	81	10.1	19	2
Burnine	7	63	9.0	16	0
Rocky Ryan	4	91	22.8	46t	2
Keller	4	31	7.8	30	0
Worden	1	3	3.0	3	0
Gaona	1	-9	-9.0	-9	0
<b>Eagles</b>	<b>99</b>	<b>1379</b>	<b>13.9</b>	<b>67t</b>	<b>10</b>
<b>Opponents</b>	<b>133</b>	<b>2083</b>	<b>15.7</b>	<b>64</b>	<b>10</b>

Punt Returns	Ret	FC	Yds	Avg	Lg	TD
McDonald	26	na	127	4.9	28	0
Keller	9	na	59	6.6	38	0
Ji. Harris	1	na	0	0.0	0	0
Norton	1	na	13	13.0	13	0
<b>Eagles</b>	<b>37</b>	<b>na</b>	<b>199</b>	<b>5.4</b>	<b>38</b>	<b>0</b>
<b>Opponents</b>	<b>45</b>	<b>na</b>	<b>351</b>	<b>7.8</b>	<b>36</b>	<b>0</b>

INTs	No.	Yds	Avg	Lg	TD
Norton	4	155	38.8	99t	1
Brookshier	4	74	18.5	40	0
Ji. Harris	3	99	33.0	65t	1
Bednarik	3	51	17.0	37	0
Bell	2	38	19.0	38	0
Wydo	1	25	25.0	25	0
<b>Eagles</b>	<b>17</b>	<b>442</b>	<b>26.0</b>	<b>99t</b>	<b>2</b>
<b>Opponents</b>	<b>23</b>	<b>340</b>	<b>14.8</b>	<b>55</b>	<b>1</b>

Kickoff Returns	No.	Yds	Avg	Lg	TD
Keller	15	320	21.3	37	0
McDonald	11	304	27.6	50	0
Peaks	5	98	19.6	27	0
Worden	4	63	15.8	19	0
Bielski	2	11	5.5	10	0
Norton	2	33	16.5	18	0
Bell	1	7	7.0	7	0
Wydo	1	2	2.0	2	0
<b>Eagles</b>	<b>41</b>	<b>838</b>	<b>20.4</b>	<b>50</b>	<b>0</b>
<b>Opponents</b>	<b>31</b>	<b>737</b>	<b>23.8</b>	<b>42</b>	<b>0</b>

**Pro Bowl Selections:** FB Bill Barnes, LB Chuck Bednarik, S Jerry Norton, E Tom Scott

Passing	Att	Cmp	Yds	Cmp%	Yds/Att	TD	TD%	Int	Int%	Lg	Sk/Lost	Rat
Thomason	92	46	630	50.0	6.85	4	4.3	10	10.9	67t	na/46	47.2
Jurgensen	70	33	470	47.1	6.71	5	7.1	8	11.4	61t	na/88	53.6
Dorow	36	17	212	47.2	5.89	1	2.8	4	11.1	49	na/90	35.6
Peaks	3	2	56	66.7	18.67	0	0.0	1	33.3	37	0/0	70.1
McDonald	1	1	11	100.0	11.00	0	0.0	0	0.0	11	0/0	112.5
Barnes	1	0	0	0.0	0.00	0	0.0	0	0.0	0	0/0	39.6
Norton	1	0	0	0.0	0.00	0	0.0	0	0.0	0	0/0	39.6
<b>Eagles</b>	<b>204</b>	<b>99</b>	<b>1379</b>	<b>48.5</b>	<b>6.76</b>	<b>10</b>	<b>4.9</b>	<b>23</b>	<b>11.3</b>	<b>67t</b>	<b>na/224</b>	<b>47.4</b>
<b>Opponents</b>	<b>257</b>	<b>133</b>	<b>2083</b>	<b>51.8</b>	<b>8.11</b>	<b>10</b>	<b>3.9</b>	<b>17</b>	<b>6.6</b>	<b>64</b>	<b>na/114</b>	<b>64.4</b>

# 1958 EAGLES STATISTICS



Record: 2-9-1, t-5th in Eastern				
Head Coach: Buck Shaw				
S-28	L	14-24	Washington	36,850
O-05	W	27-24	New York	23,178
O-12	L	3-24	at Pittsburgh	23,153
O-19	L	24-30	San Francisco	33,110
O-26	L	35-38	at Green Bay	31,043
N-02	T	21-21	at Chicago Cardinals	17,486
N-09	L	24-31	Pittsburgh	26,306
N-16	W	49-21	Chicago Cardinals	18,315
N-23	L	14-28	at Cleveland	51,319
N-30	L	10-24	at New York	35,438
D-07	L	14-21	Cleveland	36,773
D-14	L	0-20	at Washington	22,621

TEAM STATS	EAGLES	OPP
<b>Total First Downs</b>	<b>222</b>	<b>225</b>
Rushing	72	101
Passing	125	100
Penalty	25	24
<b>3rd Down: Made/Att</b>	<b>na</b>	<b>na</b>
3rd Down Pct.	na	na
<b>4th Down: Made/Att</b>	<b>na</b>	<b>na</b>
4th Down Pct.	na	na
<b>Possession Avg.</b>	<b>na</b>	<b>na</b>
<b>Total Net Yards</b>	<b>3790</b>	<b>4047</b>
Avg. Per Game	315.8	337.3
Total Plays	736	777
Avg. Per Play	5.1	5.2
<b>Net Yards Rushing</b>	<b>1093</b>	<b>1929</b>
Avg. Per Game	91.1	160.8
Total Rushes	334	488
<b>Net Yards Passing</b>	<b>2697</b>	<b>2118</b>
Avg. Per Game	224.8	176.5
Sacked/Yards Lost	75	126
Gross Yards	2772	2244
Att./Completions	402/214	289/138
Completion Pct.	53.2	47.8
Had Intercepted	21	15
<b>Punts/Average</b>	<b>54/41.2</b>	<b>53/43.1</b>
<b>Net Punting Avg.</b>	<b>54/33.4</b>	<b>53/36.1</b>
<b>Penalties/Yards</b>	<b>55/570</b>	<b>74/722</b>
<b>Fumbles/Ball Lost</b>	<b>41/22</b>	<b>18/12</b>
<b>Touchdowns</b>	<b>31</b>	<b>39</b>
Rushing	13	15
Passing	18	22
Returns	0	2

Rushing	No.	Yds	Avg	Lg	TD
Barnes	156	551	3.5	70t	7
Peaks	115	386	3.4	23	3
Wells	24	92	3.8	12	1
Kowalczyk	17	43	2.5	17	1
Myers	9	23	2.6	15	0
Van Brocklin	8	5	0.6	2	1
Jurgensen	1	1	1.0	1	0
McDonald	3	-4	-1.3	5	0
Retzlaff	1	-4	-4.0	-4	0
<b>Eagles</b>	<b>334</b>	<b>1093</b>	<b>3.3</b>	<b>70t</b>	<b>13</b>
<b>Opponents</b>	<b>488</b>	<b>1929</b>	<b>4.0</b>	<b>55t</b>	<b>15</b>

Receiving	No.	Yds	Avg	Lg	TD
Retzlaff	56	766	13.7	49	2
Barnes	35	423	12.1	33	0
McDonald	29	603	20.8	91t	9
Peaks	29	248	8.6	33t	2
Bielski	23	234	10.2	30	1
Walston	21	298	14.2	71t	3
Kowalczyk	8	72	9.0	15	0
Wells	4	49	12.3	21	0
Myers	4	25	6.3	13	0
Mitcham	3	39	13.0	20	1
Nacrelli	2	15	7.5	11	0
<b>Eagles</b>	<b>214</b>	<b>2772</b>	<b>13.0</b>	<b>91t</b>	<b>18</b>
<b>Opponents</b>	<b>138</b>	<b>2244</b>	<b>16.3</b>	<b>71t</b>	<b>22</b>

INTs	No.	Yds	Avg	Lg	TD
Pellegrini	4	90	22.5	40	0
Bell	2	33	16.5	33	0
Scott	2	15	7.5	10	0
Ryan TM	1	38	38.0	38	0
Hudson	1	15	15.0	15	0
Riley	1	8	8.0	8	0
Koman	1	5	5.0	5	0
Kowalczyk	1	2	2.0	2	0
Brookshier	1	0	0.0	0	0
Norton	1	0	0.0	0	0
<b>Eagles</b>	<b>15</b>	<b>206</b>	<b>13.7</b>	<b>40</b>	<b>0</b>
<b>Opponents</b>	<b>21</b>	<b>242</b>	<b>11.5</b>	<b>39</b>	<b>0</b>

Punting	No	Yds	Avg	Net	TB	Lg	B
Van Brocklin	54	2225	41.2	33.4	3	58	1
<b>Eagles</b>	<b>54</b>	<b>2225</b>	<b>41.2</b>	<b>33.4</b>	<b>3</b>	<b>58</b>	<b>1</b>
<b>Opponents</b>	<b>53</b>	<b>2285</b>	<b>43.1</b>	<b>36.1</b>	<b>2</b>	<b>66</b>	<b>0</b>

Score By Periods	Q1	Q2	Q3	Q4	OT	Pts
Eagles	65	69	38	63	0	235
Opponents	75	117	62	52	0	306

Scoring	TD	Ru	Pa	Rt	PAT	FG	2Pt	Pts
Walston	3	0	3	0	31/31	6/14	0	67
McDonald	9	0	9	0			0	54
Barnes	7	7	0	0			0	42
Peaks	5	3	2	0			0	30
Retzlaff	2	0	2	0			0	12
Bielski	1	0	1	0			0	6
Kowalczyk	1	1	0	0			0	6
Mitcham	1	0	1	0			0	6
Van Brocklin	1	1	0	0			0	6
Wells	1	1	0	0			0	6
<b>Eagles</b>	<b>31</b>	<b>13</b>	<b>18</b>	<b>0</b>	<b>31/31</b>	<b>6/14</b>	<b>0</b>	<b>235</b>
<b>Opponents</b>	<b>39</b>	<b>15</b>	<b>22</b>	<b>2</b>	<b>39/39</b>	<b>11/23</b>	<b>0</b>	<b>306</b>

Punt Returns	Ret	FC	Yds	Avg	Lg	TD
Wells	19	na	158	8.3	65	0
McDonald	18	na	135	7.5	35	0
Riley	7	na	27	3.9	10	0
Koman	1	na	5	5.0	5	0
Norton	1	na	8	8.0	8	0
Ryan TM	1	na	0	0.0	0	0
<b>Eagles</b>	<b>47</b>	<b>na</b>	<b>333</b>	<b>7.1</b>	<b>65</b>	<b>0</b>
<b>Opponents</b>	<b>41</b>	<b>na</b>	<b>363</b>	<b>8.9</b>	<b>68t</b>	<b>1</b>

Kickoff Returns	No.	Yds	Avg	Lg	TD
McDonald	14	262	18.7	32	0
Wells	14	336	24.0	44	0
Riley	9	205	22.8	35	0
Bielski	5	66	13.2	18	0
Jacobs	2	24	12.0	20	0
Koman	1	7	7.0	7	0
<b>Eagles</b>	<b>45</b>	<b>900</b>	<b>20.0</b>	<b>44</b>	<b>0</b>
<b>Opponents</b>	<b>40</b>	<b>961</b>	<b>24.0</b>	<b>98t</b>	<b>1</b>

**Pro Bowl Selections:** FB Bill Barnes, WR Tommy McDonald, S Jerry Norton, E Pete Retzlaff, E Tom Scott, QB Norman Van Brocklin

Passing	Att	Cmp	Yds	Cmp%	Yds/Att	TD	TD%	Int	Int%	Lg	Sk/Lost	Rat
Van Brocklin	374	198	2409	52.9	6.44	15	4.0	20	5.3	91t	na/46	64.1
Jurgensen	22	12	259	54.5	11.77	0	0.0	1	4.5	61	na/29	77.6
Barnes	6	4	104	66.7	17.33	3	50.0	0	0.0	71t	0/0	149.3
<b>Eagles</b>	<b>402</b>	<b>214</b>	<b>2772</b>	<b>53.2</b>	<b>6.90</b>	<b>18</b>	<b>4.5</b>	<b>21</b>	<b>5.2</b>	<b>91t</b>	<b>na/75</b>	<b>68.3</b>
<b>Opponents</b>	<b>289</b>	<b>138</b>	<b>2244</b>	<b>47.8</b>	<b>7.76</b>	<b>22</b>	<b>7.6</b>	<b>15</b>	<b>5.2</b>	<b>71t</b>	<b>na/126</b>	<b>78.0</b>

# 1959 EAGLES STATISTICS



Record: 7-5, t-2nd in Eastern				
Head Coach: Buck Shaw				
S-27	L	14-24	at San Francisco	41,697
O-04	W	49-21	New York	27,023
O-11	W	28-24	Pittsburgh	27,343
O-18	L	7-24	at New York	68,783
O-25	W	28-24	at Chicago Cardinals	20,112
N-01	W	30-23	Washington	39,854
N-08	L	7-28	at Cleveland	58,275
N-15	W	27-17	Chicago Cardinals	28,887
N-22	W	23-20	Los Angeles	47,425
N-29	L	0-31	at Pittsburgh	22,191
D-06	W	34-14	at Washington	24,325
D-13	L	21-28	Cleveland	45,952

Rushing	No.	Yds	Avg	Lg	TD
Barnes	181	687	3.8	61t	7
Peaks	124	451	3.6	34	3
Sapp	41	145	3.5	17	1
Kowalczyk	26	37	1.4	6	0
Van Brocklin	11	13	1.2	12	2
Walston	2	8	4.0	7	0
Pagliei	2	-5	-2.5	1	0
McDonald	2	-10	-5.0	-4	0
Retzlaff	2	-11	-5.5	-5	0
<b>Eagles</b>	<b>391</b>	<b>1315</b>	<b>3.4</b>	<b>61t</b>	<b>13</b>
<b>Opponents</b>	<b>429</b>	<b>2068</b>	<b>4.8</b>	<b>80t</b>	<b>15</b>

Score By Periods	Q1	Q2	Q3	Q4	OT	Pts
Eagles	34	106	59	69	0	268
Opponents	55	88	42	93	0	278

Scoring	TD	Ru	Pa	Rt	PAT	FG	2Pt	Pts
McDonald	11	0	10	1			0	66
Barnes	9	7	2	0			0	54
Walston	3	0	3	0	33/34	0/1	0	51
Cothren	0	0	0	0	1/1	8/18	0	25
Peaks	3	3	0	0			0	18
Van Brocklin	2	2	0	0			0	12
Bielski	1	0	1	0	0/0	0/5	0	6
Huth	1	0	0	1			0	6
Owens	1	0	0	1			0	6
Powell	1	0	0	1			0	6
Retzlaff	1	0	1	0			0	6
Sapp	1	1	0	0			0	6
Weber	1	0	0	1			0	6
<b>Eagles</b>	<b>35</b>	<b>13</b>	<b>17</b>	<b>5</b>	<b>34/35</b>	<b>8/24</b>	<b>0</b>	<b>268</b>
<b>Opponents</b>	<b>36</b>	<b>15</b>	<b>17</b>	<b>4</b>	<b>35/36</b>	<b>9/20</b>	<b>0</b>	<b>278</b>

TEAM STATS	EAGLES	OPP
<b>Total First Downs</b>	<b>211</b>	<b>220</b>
Rushing	78	103
Passing	120	101
Penalty	13	16
<b>3rd Down: Made/Att</b>	<b>na</b>	<b>na</b>
3rd Down Pct.	na	na
<b>4th Down: Made/Att</b>	<b>na</b>	<b>na</b>
4th Down Pct.	na	na
<b>Possession Avg.</b>	<b>na</b>	<b>na</b>
<b>Total Net Yards</b>	<b>3887</b>	<b>3938</b>
Avg. Per Game	323.9	328.2
Total Plays	743	721
Avg. Per Play	5.2	5.5
<b>Net Yards Rushing</b>	<b>1315</b>	<b>2068</b>
Avg. Per Game	109.6	172.3
Total Rushes	391	429
<b>Net Yards Passing</b>	<b>2572</b>	<b>1870</b>
Avg. Per Game	214.3	155.8
Sacked/Yards Lost	na/72	na/204
Gross Yards	2644	2074
Att./Completions	352/194	292/144
Completion Pct.	55.1	49.3
Had Intercepted	16	20
<b>Punts/Average</b>	<b>54/42.7</b>	<b>48/41.1</b>
<b>Net Punting Avg.</b>	<b>54/36.2</b>	<b>48/34.9</b>
<b>Penalties/Yards</b>	<b>52/501</b>	<b>47/457</b>
<b>Fumbles/Ball Lost</b>	<b>26/8</b>	<b>28/20</b>
<b>Touchdowns</b>	<b>35</b>	<b>36</b>
Rushing	13	15
Passing	17	17
Returns	5	4

Receiving	No.	Yds	Avg	Lg	TD
McDonald	47	846	18.0	71	10
Retzlaff	34	595	17.5	45	1
Barnes	32	314	9.8	47t	2
Peaks	28	209	7.5	23	0
Walston	16	279	17.4	40	3
Bielski	15	264	17.6	57	1
Kowalczyk	9	33	3.7	13	0
Sapp	6	47	7.8	13	0
MacAfee TM	5	48	9.6	14	0
Pagliei	2	9	4.5	11	0
<b>Eagles</b>	<b>194</b>	<b>2644</b>	<b>13.6</b>	<b>71</b>	<b>17</b>
<b>Opponents</b>	<b>144</b>	<b>2074</b>	<b>14.4</b>	<b>51</b>	<b>17</b>

Punt Returns	Ret	FC	Yds	Avg	Lg	TD
McDonald	21	na	115	5.5	81t	1
Powell	15	na	124	8.3	58t	1
<b>Eagles</b>	<b>36</b>	<b>na</b>	<b>239</b>	<b>6.6</b>	<b>81t</b>	<b>2</b>
<b>Opponents</b>	<b>40</b>	<b>na</b>	<b>312</b>	<b>7.8</b>	<b>65</b>	<b>1</b>

INTs	No.	Yds	Avg	Lg	TD
Carr	5	65	13.0	26	0
Pellegrini	3	42	14.0	39	0
Powell	3	17	5.7	17	0
Brookshier	3	13	4.3	8	0
Weber	2	8	4.0	8	0
Johnson	1	22	22.0	22	0
M. Campbell	1	0	0.0	0	0
Khayat	1	0	0.0	0	0
Riley	1	0	0.0	0	0
<b>Eagles</b>	<b>20</b>	<b>167</b>	<b>8.4</b>	<b>39</b>	<b>0</b>
<b>Opponents</b>	<b>16</b>	<b>360</b>	<b>22.5</b>	<b>70t</b>	<b>2</b>

Kickoff Returns	No.	Yds	Avg	Lg	TD
McDonald	24	444	18.5	36	0
Powell	14	379	27.1	95	0
Wilson	2	4	2.0	4	0
DeLucca	1	0	0.0	0	0
Nocera	1	15	15.0	15	0
<b>Eagles</b>	<b>42</b>	<b>842</b>	<b>20.0</b>	<b>95</b>	<b>0</b>
<b>Opponents</b>	<b>37</b>	<b>819</b>	<b>22.1</b>	<b>34</b>	<b>0</b>

Punting	No	Yds	Avg	Net	TB	Lg	B
Van Brocklin	53	2263	42.7	36.2	2	59	1
Pagliei	1	45	45.0	45.0	0	45	0
<b>Eagles</b>	<b>54</b>	<b>2308</b>	<b>42.7</b>	<b>36.2</b>	<b>2</b>	<b>59</b>	<b>1</b>
<b>Opponents</b>	<b>48</b>	<b>1975</b>	<b>41.1</b>	<b>34.9</b>	<b>3</b>	<b>60</b>	<b>0</b>

**Pro Bowl Selections:** FB Bill Barnes, CB Tom Brookshier, T Marion Campbell, WR Tommy McDonald, T Jess Richardson, QB Norman Van Brocklin

Passing	Att	Cmp	Yds	Cmp%	Yds/Att	TD	TD%	Int	Int%	Lg	Sk/Lost	Rat
Van Brocklin	340	191	2617	56.2	7.70	16	4.7	14	4.1	71	na/72	79.5
Barnes	7	0	0	0.0	0.00	0	0.0	2	28.6	0	0/0	0.0
Jurgensen	5	3	27	60.0	5.40	1	20.0	0	0.0	19t	0/0	114.2
<b>Eagles</b>	<b>352</b>	<b>194</b>	<b>2644</b>	<b>55.1</b>	<b>7.51</b>	<b>17</b>	<b>4.8</b>	<b>16</b>	<b>4.5</b>	<b>71</b>	<b>na/72</b>	<b>76.5</b>
<b>Opponents</b>	<b>292</b>	<b>144</b>	<b>2074</b>	<b>49.3</b>	<b>7.10</b>	<b>17</b>	<b>5.8</b>	<b>20</b>	<b>6.8</b>	<b>51</b>	<b>na/204</b>	<b>63.6</b>

# 1960 EAGLES STATISTICS



Record: 10-2, 1st in Eastern				
Head Coach: Buck Shaw				
S-25	L	24-41	Cleveland	56,303
S-30	W	27-25	at Dallas	18,500
O-09	W	31-27	St. Louis	33,701
O-16	W	28-10	Detroit	38,065
O-23	W	31-29	at Cleveland	64,850
N-06	W	34-7	Pittsburgh	58,324
N-13	W	19-13	Washington	39,361
N-20	W	17-10	at New York	63,571
N-27	W	31-23	New York	60,547
D-04	W	20-6	at St. Louis	21,358
D-11	L	21-27	at Pittsburgh	22,101
D-18	W	38-28	at Washington	20,558
NFL CHAMPIONSHIP				
D-26	W	17-13	Green Bay	67,325

Rushing	No.	Yds	Avg	Lg	TD
Peaks	86	465	5.4	57	3
Barnes	117	315	2.7	23t	4
Dean	113	304	2.7	32	0
Brown	9	35	3.9	13	2
Sapp	9	20	2.2	7	0
Jurgensen	4	5	1.3	9	0
Retzlaff	2	3	1.5	7	0
Van Brocklin	11	-13	-1.2	1	0
<b>Eagles</b>	<b>351</b>	<b>1134</b>	<b>3.2</b>	<b>57</b>	<b>9</b>
<b>Opponents</b>	<b>449</b>	<b>2200</b>	<b>4.9</b>	<b>87t</b>	<b>14</b>

Receiving	No.	Yds	Avg	Lg	TD
Retzlaff	46	826	18.0	57t	5
McDonald	39	801	20.5	64t	13
Walston	30	563	18.8	49t	4
Barnes	19	132	6.9	16	2
Dean	15	218	14.5	49t	3
Peaks	14	116	8.3	34	0
Brown	9	247	27.4	71	2
Lucas	3	34	11.3	19	0
Sapp	2	20	10.0	14	0
<b>Eagles</b>	<b>177</b>	<b>2957</b>	<b>16.7</b>	<b>71</b>	<b>29</b>
<b>Opponents</b>	<b>139</b>	<b>1984</b>	<b>14.3</b>	<b>86t</b>	<b>14</b>

INTs	No.	Yds	Avg	Lg	TD
Burroughs	9	124	13.8	46	0
Weber	6	48	8.0	13	0
Freeman	4	67	16.8	48	0
Baughan	3	50	16.7	18	0
Johnson	3	34	11.3	33	0
Carr	2	4	2.0	4	0
Bednarik	2	0	0.0	0	0
Brookshier	1	14	14.0	14	0
<b>Eagles</b>	<b>30</b>	<b>341</b>	<b>11.4</b>	<b>48</b>	<b>0</b>
<b>Opponents</b>	<b>20</b>	<b>277</b>	<b>13.9</b>	<b>37</b>	<b>1</b>

Punting	No	Yds	Avg	Net	TB	Lg	B
Van Brocklin	60	2585	43.1	na	na	70	0
<b>Eagles</b>	<b>60</b>	<b>2585</b>	<b>43.1</b>	<b>na</b>	<b>na</b>	<b>70</b>	<b>0</b>
<b>Opponents</b>	<b>48</b>	<b>2094</b>	<b>43.6</b>	<b>na</b>	<b>na</b>	<b>62</b>	<b>0</b>

Punt Returns	Ret	FC	Yds	Avg	Lg	TD
Dean	16	na	65	4.1	15	0
Brown	10	na	47	4.7	12	0
Jackson	1	na	5	5.0	5	0
McDonald	1	na	2	2.0	2	0
<b>Eagles</b>	<b>28</b>	<b>na</b>	<b>119</b>	<b>4.3</b>	<b>15</b>	<b>0</b>
<b>Opponents</b>	<b>34</b>	<b>na</b>	<b>166</b>	<b>4.9</b>	<b>24</b>	<b>0</b>

Score By Periods	Q1	Q2	Q3	Q4	OT	Pts
Eagles	51	78	44	148	0	321
Opponents	74	62	53	57	0	246

Scoring	TD	Ru	Pa	Rt	PAT	FG	2Pt	Pts
Walston	4	0	4	0	39/40	14/20	0	105
McDonald	13	0	13	0			0	78
Barnes	6	4	2	0			0	36
Retzlaff	5	0	5	0			0	30
Brown	4	2	2	0			0	24
Dean	3	0	3	0			0	18
Peaks	3	3	0	0			0	18
Carr	1	0	0	1			0	6
Smith	1	0	0	1			0	6
Wittenborn LG	0	0	0	0	0/0	0/3	0	0
<b>Eagles</b>	<b>40</b>	<b>9</b>	<b>29</b>	<b>2</b>	<b>39/40</b>	<b>14/20</b>	<b>0</b>	<b>321</b>
<b>Opponents</b>	<b>29</b>	<b>14</b>	<b>14</b>	<b>1</b>	<b>24/28</b>	<b>16/28</b>	<b>0</b>	<b>246</b>

Kickoff Returns	No.	Yds	Avg	Lg	TD
Dean	26	533	20.5	30	0
Brown	11	295	26.8	79	0
Reichow	4	28	7.0	12	0
Robb	4	44	11.0	15	0
Baughan	2	18	9.0	17	0
McDonald	2	45	22.5	26	0
Carr	1	5	5.0	5	0
Lucas	1	5	5.0	5	0
Wilson	1	0	0.0	0	0
<b>Eagles</b>	<b>52</b>	<b>973</b>	<b>18.7</b>	<b>79</b>	<b>0</b>
<b>Opponents</b>	<b>53</b>	<b>1076</b>	<b>20.3</b>	<b>37</b>	<b>0</b>

**Walston:** ( N,21G) [21G,27G] ( N, N,27G) ( ) (N,38G) [21G,32N,11G] [22G,10G] [17B,12G] [15G] [32G,39G] ( ) [23G]

**Wittenborn, S.F.-Phi.:** ( ) ( ) ( ) ( ) ( ) [33N,45N,19N0] ( ) ( ) ( ) ( ) ( )

**Opponents:** (N,36G,15G) [31G,45G] [18G,12G] (N,33G) ( N,12G,23G,44G) [42N] ( N, N,18G,17G) [26G,36N,45N,46N] [35G,31G,15G] (N) ( ) [38N,37N]

**Pro Bowl Selections:** LB Maxie Baughan, LB Chuck Bednarik, CB Tom Brookshier, T Marion Campbell, WR Tommy McDonald, E Pete Retzlaff, QB Norman Van Brocklin, E/K Bobby Walston

Passing	Att	Cmp	Yds	Cmp%	Yds/Att	TD	TD%	Int	Int%	Lg	Sk/Lost	Rat
Van Brocklin	284	153	2471	53.9	8.70	24	8.5	17	6.0	64t	na/96	86.5
Jurgensen	44	24	486	54.5	11.05	5	11.4	1	2.3	71	na/45	122.0
Barnes	3	0	0	0.0	0.00	0	0.0	2	66.7	0	0/0	0.0
<b>Eagles</b>	<b>331</b>	<b>177</b>	<b>2957</b>	<b>53.5</b>	<b>8.93</b>	<b>29</b>	<b>8.8</b>	<b>20</b>	<b>6.0</b>	<b>71</b>	<b>na/141</b>	<b>87.9</b>
<b>Opponents</b>	<b>283</b>	<b>139</b>	<b>1984</b>	<b>49.1</b>	<b>7.01</b>	<b>14</b>	<b>4.9</b>	<b>30</b>	<b>10.6</b>	<b>86t</b>	<b>na/157</b>	<b>49.1</b>

# 1961 EAGLES STATISTICS



Record: 10-4, 2nd in Eastern				
Head Coach: Nick Skorich				
S-17	W	27-20	Cleveland	60,671
S-24	W	14-7	Washington	50,108
O-01	L	27-30	St. Louis	59,399
O-08	W	21-16	Pittsburgh	60,671
O-15	W	20-7	at St. Louis	20,262
O-22	W	43-7	at Dallas	25,000
O-29	W	27-24	at Washington	31,066
N-05	W	16-14	Chicago	60,671
N-12	L	21-38	at NY Giants	62,800
N-19	L	24-45	at Cleveland	68,399
N-26	W	35-13	Dallas	60,127
D-03	W	35-24	at Pittsburgh	21,653
D-10	L	24-28	NY Giants	60,671
D-17	W	27-24	at Detroit	44,231
<b>PLAYOFF BOWL (at Miami)</b>				
J-06	L	10-38	Detroit	25,612

TEAM STATS	EAGLES	OPP
<b>Total First Downs</b>	<b>252</b>	<b>267</b>
Rushing	78	116
Passing	158	145
Penalty	16	6
<b>3rd Down: Made/Att</b>	<b>na</b>	<b>na</b>
3rd Down Pct.	na	na
<b>4th Down: Made/Att</b>	<b>na</b>	<b>na</b>
4th Down Pct.	na	na
<b>Possession Avg.</b>	<b>na</b>	<b>na</b>
<b>Total Net Yards</b>	<b>5112</b>	<b>4927</b>
Avg. Per Game	365.1	351.9
Total Plays	na	na
Avg. Per Play	na	na
<b>Net Yards Rushing</b>	<b>1507</b>	<b>2007</b>
Avg. Per Game	107.6	143.4
Total Rushes	373	474
<b>Net Yards Passing</b>	<b>3605</b>	<b>2920</b>
Avg. Per Game	257.5	208.6
Sacked/Yards Lost	na/219	na/263
Gross Yards	3824	3183
Att./Completions	429/241	383/224
Completion Pct.	56.2	58.5
Had Intercepted	26	17
<b>Punts/Average</b>	<b>55/43.7</b>	<b>64/41.8</b>
<b>Net Punting Avg.</b>	<b>na/na</b>	<b>na/na</b>
<b>Penalties/Yards</b>	<b>42/500</b>	<b>62/684</b>
<b>Fumbles/Ball Lost</b>	<b>25/14</b>	<b>27/16</b>
<b>Touchdowns</b>	<b>46</b>	<b>38</b>
Rushing	10	12
Passing	34	23
Returns	2	3

Rushing	No.	Yds	Avg	Lg	TD
Peaks	135	471	3.5	33	5
Brown	50	338	6.8	47	1
Dean	66	321	4.9	44	2
Barnes	92	309	3.4	43	1
Jurgensen	20	27	1.4	14	0
Sapp	7	24	3.4	8	1
Hill	2	9	4.5	7	0
Retzlaff	1	8	8.0	8	0
<b>Eagles</b>	<b>373</b>	<b>1507</b>	<b>4.0</b>	<b>47</b>	<b>10</b>
<b>Opponents</b>	<b>474</b>	<b>2007</b>	<b>4.2</b>	<b>54t</b>	<b>12</b>

Receiving	No.	Yds	Avg	Lg	TD
McDonald	64	1144	17.9	66	13
Retzlaff	50	769	15.4	61t	8
Walston	34	569	16.7	68	2
Peaks	32	472	14.8	48	0
Dean	21	335	16.0	60t	1
Barnes	15	194	12.9	59t	3
Brown	14	264	18.9	65	2
Lucas	8	67	8.4	18	5
Sapp	3	10	3.3	8	0
<b>Eagles</b>	<b>241</b>	<b>3824</b>	<b>15.9</b>	<b>69</b>	<b>34</b>
<b>Opponents</b>	<b>224</b>	<b>3183</b>	<b>14.2</b>	<b>84t</b>	<b>23</b>

INTs	No.	Yds	Avg	Lg	TD
Burroughs	7	90	12.9	42	0
Cross	2	36	18.0	36	0
Bednarik	2	33	16.5	33	0
Brookshier	2	20	10.0	20	0
Carr	2	20	10.0	20	0
Baughan	1	22	22.0	22	0
Taseff LG	1	15	15.0	15	0
Weber	1	15	15.0	15	0
Nocera	0	3	0.0	3	0
<b>Eagles</b>	<b>17</b>	<b>239</b>	<b>14.1</b>	<b>42</b>	<b>0</b>
<b>Opponents</b>	<b>26</b>	<b>294</b>	<b>11.3</b>	<b>65t</b>	<b>1</b>

Punting	No	Yds	Avg	Net	TB	Lg	B
Hill	55	2403	43.7	na	na	64	0
<b>Eagles</b>	<b>55</b>	<b>2403</b>	<b>43.7</b>	<b>na</b>	<b>na</b>	<b>64</b>	<b>0</b>
<b>Opponents</b>	<b>64</b>	<b>2675</b>	<b>41.8</b>	<b>na</b>	<b>na</b>	<b>69</b>	<b>1</b>

Punt Returns	Ret	FC	Yds	Avg	Lg	TD
Dean	18	na	140	7.8	28	0
Brown	8	na	125	15.6	66t	1
Cross	7	na	77	11.0	21	0
Taseff LG	5	na	39	7.8	23	0
Baughan	1	na	11	11.0	11	0
<b>Eagles</b>	<b>34</b>	<b>na</b>	<b>353</b>	<b>10.4</b>	<b>66t</b>	<b>1</b>
<b>Opponents</b>	<b>30</b>	<b>na</b>	<b>235</b>	<b>7.8</b>	<b>73t</b>	<b>1</b>

Score By Periods	Q1	Q2	Q3	Q4	OT	Pts
Eagles	94	89	92	86	0	361
Opponents	61	72	78	86	0	297

Scoring	TD	Ru	Pa	Rt	PAT	FG	2Pt	Pts
Walston	2	0	2	0	43/45	14/25	0	97
McDonald	13	0	13	0			0	78
Retzlaff	8	0	8	0			0	48
Brown	5	1	2	2			0	30
Lucas	5	0	5	0			0	30
Peaks	5	5	0	0			0	30
Barnes	4	1	3	0			0	24
Dean	3	2	1	0			0	18
Sapp	1	1	0	0			0	6
<b>Eagles</b>	<b>46</b>	<b>10</b>	<b>34</b>	<b>2</b>	<b>43/45</b>	<b>14/25</b>	<b>0</b>	<b>361</b>
<b>Opponents</b>	<b>38</b>	<b>12</b>	<b>23</b>	<b>3</b>	<b>36/38</b>	<b>11/24</b>	<b>0</b>	<b>297</b>

Kickoff Returns	No.	Yds	Avg	Lg	TD
Brown	29	811	28.0	105t	1
Dean	21	462	22.0	34	0
Peaks	2	29	14.5	17	0
Cross	1	11	11.0	11	0
<b>Eagles</b>	<b>53</b>	<b>1313</b>	<b>24.8</b>	<b>105t</b>	<b>1</b>
<b>Opponents</b>	<b>58</b>	<b>1224</b>	<b>21.1</b>	<b>91t</b>	<b>1</b>

**Walston:** (22G,18G,12N) ( ) (19G,16G, N) ( ) (19G, 42G) (20G,26N) ( N,13G,33G) ( B, N,12G) (42N, 43N) (34G) ( ) (31N) (26G,45N,44N) (21G,10G)

**Opponents:** (20G,21G) ( N,35N) (27G) (49N,23G) (N) (54N) (46N,48N,52G) ( B, N) (11G) (54N,17G) (42G,32G) (36G) (23N,33B) (49G,41N)

**Pro Bowl Selections:** LB Maxie Baughan, HB Ted Dean, WR Tommy McDonald, E/K Bobby Walston (QB Sonny Jurgensen and T J. D. Smith also selected but did not play because of injury)

**WHAT WAS THE PLAYOFF BOWL?**

Following the 1961 and 1966 seasons, the Eagles participated in the Playoff Bowl. If case you never heard of the Playoff Bowl, here's the scoop. From 1960-1969, the National Football League took each conference's runner-up and matched them up in a consolation game at the Orange Bowl in Miami. The Eagles, by the way, lost both of their Playoff Bowl appearances (38-10 to Detroit in 1962 and 20-14 to Baltimore in 1967).

Passing	Att	Cmp	Yds	Cmp%	Yds/Att	TD	TD%	Int	Int%	Lg	Sk/Lost	Rat
Jurgensen	416	235	3723	56.5	8.95	32	7.7	24	5.8	69	na/211	88.1
Hill	12	6	101	50.0	8.42	2	16.7	2	16.7	23	na/8	78.8
Peaks	1	0	0	0.0	0.00	0	0.0	0	0.0	0	na/0	39.6
<b>Eagles</b>	<b>429</b>	<b>241</b>	<b>3824</b>	<b>56.2</b>	<b>8.91</b>	<b>34</b>	<b>7.9</b>	<b>26</b>	<b>6.1</b>	<b>69</b>	<b>na/219</b>	<b>87.2</b>
<b>Opponents</b>	<b>383</b>	<b>224</b>	<b>3183</b>	<b>58.5</b>	<b>8.31</b>	<b>23</b>	<b>6.0</b>	<b>17</b>	<b>4.4</b>	<b>84t</b>	<b>na/263</b>	<b>87.0</b>



# 1963 EAGLES STATISTICS



Record: 2-10-2, 7th in Eastern				
Head Coach: Nick Skorich				
S-15	T	21-21	Pittsburgh	58,205
S-22	L	24-28	St. Louis	60,671
S-29	L	14-37	NY Giants	60,671
O-06	W	24-21	Dallas	60,671
O-13	W	37-24	at Washington	49,219
O-20	L	7-37	at Cleveland	75,174
O-27	L	7-16	at Chicago	48,514
N-03	L	17-23	Cleveland	60,671
N-10	L	14-42	at NY Giants	62,936
N-17	L	20-27	at Dallas	23,694
N-24	L	10-13	Washington	60,671
D-01	T	20-20	at Pittsburgh	16,721
D-08	L	14-38	at St. Louis	15,979
D-15	L	13-34	Minnesota	57,403

Rushing	No.	Yds	Avg	Lg	TD
Brown	192	841	4.4	34	6
Dean	79	268	3.4	26	0
Peaks	64	212	3.3	26	1
Jurgensen	13	38	2.9	13	1
Guglielmi LG	4	23	5.8	20	0
Guglielmi TM	1	20	20.0	20	0
Dudley	11	21	1.9	6	0
Sapp TM	8	21	2.6	9	0
Woodeshick	5	18	3.6	11	0
Hill	3	-1	-0.3	6	0
<b>Eagles</b>	<b>376</b>	<b>1438</b>	<b>3.8</b>	<b>34</b>	<b>8</b>
<b>Opponents</b>	<b>466</b>	<b>1985</b>	<b>4.3</b>	<b>70t</b>	<b>17</b>

Receiving	No.	Yds	Avg	Lg	TD
Retzlaff	57	895	15.7	46	4
McDonald	41	731	17.8	75t	8
Brown	36	487	13.5	80t	4
Peaks	22	167	7.6	23	1
Goodwin	15	215	14.3	35t	4
Dean	14	108	7.7	20	0
R.Smith	5	63	12.6	16	1
Dudley	1	8	8.0	8	0
Woodeshick	1	-3	-3.0	-3	0
Sapp TM	1	-5	-5.0	-5	0
<b>Eagles</b>	<b>193</b>	<b>2666</b>	<b>13.8</b>	<b>80t</b>	<b>22</b>
<b>Opponents</b>	<b>211</b>	<b>3106</b>	<b>14.7</b>	<b>78t</b>	<b>28</b>

INTs	No.	Yds	Avg	Lg	TD
Burroughs	4	36	9.0	21	0
Lloyd	3	30	10.0	14	0
Cross	2	6	3.0	3	0
Caffey	1	87	87.0	87t	1
Carr	1	25	25.0	15	0
Scotti	1	17	17.0	17	0
Baughan	1	9	9.0	9	0
McClellan	1	0	0.0	0	0
Ramsey	1	0	0.0	0	0
<b>Eagles</b>	<b>15</b>	<b>210</b>	<b>14.0</b>	<b>87t</b>	<b>1</b>
<b>Opponents</b>	<b>31</b>	<b>516</b>	<b>16.6</b>	<b>75</b>	<b>1</b>

Kickoff Returns	No.	Yds	Avg	Lg	TD
Brown	33	945	28.6	100t	1
Dean	16	425	26.6	79	0
Henson	3	21	7.0	10	0
Sapp TM	3	40	13.3	23	0
Woodeshick	3	72	24.0	31	0
R.Smith	2	18	9.0	9	0
Caffey	1	6	6.0	6	0
<b>Eagles</b>	<b>61</b>	<b>1527</b>	<b>25.0</b>	<b>100t</b>	<b>1</b>
<b>Opponents</b>	<b>31</b>	<b>727</b>	<b>23.5</b>	<b>65</b>	<b>0</b>

Score By Periods	Q1	Q2	Q3	Q4	OT	Pts
Eagles	32	86	69	55	0	242
Opponents	43	152	78	108	0	381

Scoring	TD	Ru	Pa	Rt	PAT	FG	2Pt	Pts
Brown	11	6	4	1			0	66
Clark	0	0	0	0	29/32	7/15	0	50
McDonald	8	0	8	0			0	48
Goodwin	4	0	4	0			0	24
Retzlaff	4	0	4	0			0	24
Peaks	2	1	1	0			0	12
Caffey	1	0	0	1			0	6
Jurgensen	1	1	0	0			0	6
R.Smith	1	0	1	0			0	6
<b>Eagles</b>	<b>32</b>	<b>8</b>	<b>22</b>	<b>2</b>	<b>29/32</b>	<b>7/15</b>	<b>0</b>	<b>242</b>
<b>Opponents</b>	<b>47</b>	<b>17</b>	<b>28</b>	<b>2</b>	<b>42/46</b>	<b>19/31</b>	<b>0</b>	<b>381</b>

Punting	No	Yds	Avg	Net	TB	Lg	B
Hill	69	2972	43.1	na	na	62	0
<b>Eagles</b>	<b>69</b>	<b>2972</b>	<b>43.1</b>	<b>na</b>	<b>na</b>	<b>62</b>	<b>0</b>
<b>Opponents</b>	<b>57</b>	<b>2228</b>	<b>39.1</b>	<b>na</b>	<b>na</b>	<b>61</b>	<b>0</b>

Punt Returns	Ret	FC	Yds	Avg	Lg	TD
Brown	16	5	152	9.5	22	0
Dean	10	4	74	7.4	26	0
<b>Eagles</b>	<b>26</b>	<b>9</b>	<b>226</b>	<b>8.7</b>	<b>26</b>	<b>0</b>
<b>Opponents</b>	<b>34</b>	<b>13</b>	<b>451</b>	<b>13.3</b>	<b>83</b>	<b>0</b>

Field Goals	1-19	20-29	30-39	40-49	50+
Clark	1/2	3/5	0/5	3/3	0/0
<b>Eagles</b>	<b>1/2</b>	<b>3/5</b>	<b>0/5</b>	<b>3/3</b>	<b>0/0</b>
<b>Opponents</b>	<b>na</b>	<b>na</b>	<b>na</b>	<b>na</b>	<b>na</b>

Clark: ( ) [28G] ( ) [28B,12G,29N] [35N,42G] ( )  
 ( ) [36N,22G] ( ) [39N] [45G,16N] [23G,40G] [39B] [34N]  
 Opponents: [38G,50G,50N, N,17G] [24B,32N] [12G] ( )  
 [34G] [43G] [45G,41N,44N,46N]  
 [9G,22G,34G,45N, 30N] ( ) [56N,33G,27G] [37G,22G]  
 [10G,43N,24G] [23G, 47N] [43G,39G]

Sacks: Eagles 29.0, Opponents 27.0

Pro Bowl Selections: LB Maxie Baughan, HB Tim Brown, E Pete Retzlaff

Passing	Att	Cmp	Yds	Cmp%	Yds/Att	TD	TD%	Int	Int%	Lg	Sk/Lost	Rat
Hill	186	91	1213	48.9	6.52	10	5.4	17	9.1	80t	9/104	49.9
Jurgensen	184	99	1413	53.8	7.68	11	6.0	13	7.1	75t	13/111	69.4
Guglielmi LG	24	7	118	29.2	4.92	0	0.0	3	12.5	32	11/94	8.0
Guglielmi TM	7	2	29	28.6	4.14	0	0.0	0	0.0	19	4/27	44.3
Brown	3	1	11	33.3	3.67	1	33.3	1	33.3	11t	0/0	45.1
Dudley	0	0	0	0.0	0.0	0	0.0	0	0.0	0	1/10	0.0
<b>Eagles</b>	<b>380</b>	<b>193</b>	<b>2666</b>	<b>50.8</b>	<b>7.02</b>	<b>22</b>	<b>5.8</b>	<b>31</b>	<b>8.2</b>	<b>80t</b>	<b>27/252</b>	<b>58.9</b>
<b>Opponents</b>	<b>375</b>	<b>211</b>	<b>3106</b>	<b>56.3</b>	<b>8.28</b>	<b>28</b>	<b>7.5</b>	<b>15</b>	<b>4.0</b>	<b>78t</b>	<b>29/270</b>	<b>91.7</b>

# 1964 EAGLES STATISTICS



**Record: 6-8, T-3rd in Eastern**  
**Head Coach: Joe Kuharich**

S-13	W	38-7	NY Giants	60,671
S-20	L	24-28	San Francisco	57,353
S-27	L	20-28	Cleveland	60,671
O-04	W	21-7	Pittsburgh	59,354
O-11	L	20-35	at Washington	49,219
O-18	W	23-17	at NY Giants	62,978
O-25	W	34-10	at Pittsburgh	38,393
N-01	L	10-21	Washington	60,671
N-08	L	10-20	at LA Rams	53,994
N-15	W	17-14	at Dallas	55,972
N-22	L	13-38	St. Louis	60,671
N-29	L	24-38	at Cleveland	79,289
D-06	W	24-14	Dallas	60,671
D-13	L	34-36	at St. Louis	24,636

Rushing	No.	Yds	Avg	Lg	TD
Gros	154	748	4.9	59t	2
Matson	96	404	4.2	63	4
T.Brown	90	356	4.0	36	5
Woodeshick	37	180	4.9	13	2
Concannon	16	134	8.4	29	1
Snead	16	59	3.7	19	2
Lang	12	37	3.1	20	0
Hill	8	27	3.4	14	0
Goodwin	1	-23	-23.0	-23	0
<b>Eagles</b>	<b>430</b>	<b>1922</b>	<b>4.5</b>	<b>63</b>	<b>16</b>
<b>Opponents</b>	<b>445</b>	<b>1746</b>	<b>3.9</b>	<b>75</b>	<b>15</b>

Receiving	No.	Yds	Avg	Lg	TD
Retzlaff	51	855	16.8	44	8
Poage	37	479	12.9	42t	1
Gros	29	234	8.1	29	0
Goodwin	23	335	14.6	44t	3
Matson	17	242	14.2	32	1
T.Brown	15	244	16.3	87t	5
Mack	8	169	21.1	53t	1
Lang	6	69	11.5	23	0
Gill	4	58	14.5	29	0
Smith	4	35	8.8	12	0
Woodeshick	4	12	3.0	8	0
Crabb	1	14	14.0	14	0
<b>Eagles</b>	<b>199</b>	<b>2746</b>	<b>13.8</b>	<b>87t</b>	<b>19</b>
<b>Opponents</b>	<b>202</b>	<b>2950</b>	<b>14.6</b>	<b>66t</b>	<b>18</b>

INTs	No.	Yds	Avg	Lg	TD
Ramsey	5	31	6.2	17	0
Cross	3	109	36.3	94t	1
Lloyd	3	68	22.7	27	0
Scarpati	3	41	13.7	24t	1
Burroughs	2	5	2.5	3	0
Glass	1	18	18.0	18	0
<b>Eagles</b>	<b>17</b>	<b>272</b>	<b>16.0</b>	<b>94t</b>	<b>2</b>
<b>Opponents</b>	<b>18</b>	<b>273</b>	<b>15.2</b>	<b>64</b>	<b>3</b>

Kickoff Returns	No.	Yds	Avg	Lg	TD
T.Brown	30	692	23.1	51	0
Lang	13	352	27.1	49	0
Gill	7	167	23.9	37	0
Matson	3	104	34.7	43	0
Gros	2	38	19.0	20	0
Morgan	2	0	0.0	0	0
Glass	1	12	12.0	12	0
Thompson	1	0	0.0	0	0
<b>Eagles</b>	<b>59</b>	<b>1365</b>	<b>23.1</b>	<b>51</b>	<b>0</b>
<b>Opponents</b>	<b>55</b>	<b>1319</b>	<b>24.0</b>	<b>47</b>	<b>0</b>

Score By Periods	Q1	Q2	Q3	Q4	OT	Pts
Eagles	61	79	64	108	0	312
Opponents	83	72	89	69	0	313

Scoring	TD	Ru	Pa	Rt	PAT	FG	2Pt	Pts
Baker	0	0	0	0	36/37	16/26	0	84
T.Brown	10	5	5	0	0	0	0	60
Retzlaff	8	0	8	0	0	0	0	48
Matson	5	4	1	0	0	0	0	30
Goodwin	3	0	3	0	0	0	0	18
Gros	2	2	0	0	0	0	0	12
Snead	2	2	0	0	0	0	0	12
Woodeshick	2	2	0	0	0	0	0	12
Concannon	1	1	0	0	0	0	0	6
Cross	1	0	0	1	0	0	0	6
Mack	1	0	1	0	0	0	0	6
Morgan	1	0	0	1	0	0	0	6
Poage	1	0	1	0	0	0	0	6
Scarpati	1	0	0	1	0	0	0	6
<b>Eagles</b>	<b>38</b>	<b>16</b>	<b>19</b>	<b>3</b>	<b>36/37</b>	<b>16/26</b>	<b>0</b>	<b>312</b>
<b>Opponents</b>	<b>40</b>	<b>15</b>	<b>18</b>	<b>7</b>	<b>40/40</b>	<b>11/26</b>	<b>0</b>	<b>313</b>

Punting	No	Yds	Avg	Net	TB	Lg	B
Baker	49	2073	42.3	na	na	61	1
Hill	24	968	40.3	na	na	56	0
<b>Eagles</b>	<b>73</b>	<b>3041</b>	<b>41.7</b>	<b>na</b>	<b>na</b>	<b>61</b>	<b>1</b>
<b>Opponents</b>	<b>80</b>	<b>3237</b>	<b>40.5</b>	<b>na</b>	<b>na</b>	<b>63</b>	<b>0</b>

Punt Returns	Ret	FC	Yds	Avg	Lg	TD
T.Brown	10	6	96	9.6	53	0
Gill	6	5	61	10.2	29	0
Lang	6	7	26	4.3	8	0
Matson	2	0	10	5.0	9	0
Glass	1	1	0	0.0	0	0
Hultz	1	0	2	2.0	2	0
Mack	1	0	0	0.0	0	0
Scarpati	1	1	6	6.0	6	0
<b>Eagles</b>	<b>28</b>	<b>20</b>	<b>201</b>	<b>7.2</b>	<b>53</b>	<b>0</b>
<b>Opponents</b>	<b>35</b>	<b>18</b>	<b>333</b>	<b>9.5</b>	<b>68</b>	<b>0</b>

Field Goals	1-19	20-29	30-39	40-49	50+
Baker	5/5	2/5	1/1	8/14	0/1
<b>Eagles</b>	<b>5/5</b>	<b>2/5</b>	<b>1/1</b>	<b>8/14</b>	<b>0/1</b>
<b>Opponents</b>	<b>3/6</b>	<b>3/4</b>	<b>4/6</b>	<b>1/9</b>	<b>0/1</b>

**Baker:** [24B,47N,30G] [26B,47G,57N] [12G,42G] [21N] [ ] [45G,10G,46G] [14G,47G] [26G] [47B,40G] [43G] [21G, 9G] [42N,14G,49N,48N] [42N,48G] [ ]  
**Opponents:** [39N] [ ] [ ] [42N] [11N] [42G,43N] [13G] [34B,46N] [12G,27G] [47N,16N,48N] [29G,18B,42N, 48B,42N] [29N,37G] [ ] [35G,37G,27G,32G,53N,19G]

**Sacks:** Eagles 47.0, Opponents 35.0

**Pro Bowl Selections:** K Sam Baker, LB Maxie Baughan, DB Irv Cross, T Floyd Peters, E Pete Retzlaff, C Jim Ringo

TEAM STATS	EAGLES	OPP
<b>Total First Downs</b>	<b>243</b>	<b>234</b>
Rushing	100	93
Passing	126	128
Penalty	17	13
<b>3rd Down: Made/Att</b>	<b>na</b>	<b>na</b>
3rd Down Pct.	na	na
<b>4th Down: Made/Att</b>	<b>na</b>	<b>na</b>
4th Down Pct.	na	na
<b>Possession Avg.</b>	<b>na</b>	<b>na</b>
<b>Total Net Yards</b>	<b>4400</b>	<b>4317</b>
Avg. Per Game	314.3	308.4
Total Plays	862	898
Avg. Per Play	5.1	4.8
<b>Net Yards Rushing</b>	<b>1922</b>	<b>1746</b>
Avg. Per Game	137.3	124.7
Total Rushes	430	445
Net Yards Passing	2478	2571
Avg. Per Game	177.0	183.6
Sacked/Yards Lost	35/268	47/379
Gross Yards	2746	2950
Att./Completions	397/199	406/202
Completion Pct.	50.1	49.8
Had Intercepted	18	17
<b>Punts/Average</b>	<b>73/41.7</b>	<b>80/40.5</b>
<b>Net Punting Avg.</b>	<b>na/na</b>	<b>na/na</b>
<b>Penalties/Yards</b>	<b>42/450</b>	<b>71/748</b>
<b>Fumbles/Ball Lost</b>	<b>33/22</b>	<b>27/12</b>
<b>Touchdowns</b>	<b>38</b>	<b>40</b>
Rushing	16	15
Passing	19	18
Returns	3	7

Passing	Att	Cmp	Yds	Cmp%	Yds/Att	TD	TD%	Int	Int%	Lg	Sk/Lost	Rat
Snead	283	138	1906	48.8	6.73	14	4.9	12	4.2	87t	20/160	69.6
Hill	88	49	641	55.7	7.28	3	3.4	4	4.5	38t	8/61	71.3
Concannon	23	12	199	52.2	8.65	2	8.7	1	4.3	38	7/47	92.5
T. Brown	2	0	0	0.0	0.00	0	0.0	1	50.0	0	0/0	0.0
Gros	1	0	0	0.0	0.00	0	0.0	0	0.0	0	0/0	39.6
<b>Eagles</b>	<b>397</b>	<b>199</b>	<b>2746</b>	<b>50.1</b>	<b>6.92</b>	<b>19</b>	<b>4.8</b>	<b>18</b>	<b>4.5</b>	<b>87t</b>	<b>35/268</b>	<b>69.7</b>
<b>Opponents</b>	<b>406</b>	<b>202</b>	<b>2950</b>	<b>49.8</b>	<b>7.27</b>	<b>18</b>	<b>4.4</b>	<b>17</b>	<b>4.2</b>	<b>66t</b>	<b>47/379</b>	<b>71.2</b>





# 1966 EAGLES STATISTICS



**Record: 9-5, T-2nd in Eastern**  
**Head Coach: Joe Kuharich**

S-11	L	13-16	at St. Louis	39,066
S-18	W	23-10	Atlanta	54,049
S-25	W	35-17	NY Giants	60,177
O-02	L	10-41	St. Louis	59,305
O-09	L	7-56	at Dallas	69,372
O-16	W	31-14	at Pittsburgh	28,233
O-23	W	31-3	at NY Giants	63,018
O-30	L	13-27	Washington	60,652
N-06	W	24-23	Dallas	60,658
N-13	L	7-27	at Cleveland	77,968
N-20	W	35-34	at San Francisco	31,993
D-04	W	27-23	Pittsburgh	54,275
D-11	W	33-21	Cleveland	58,074
D-18	W	37-28	at Washington	50,405
<b>PLAYOFF BOWL (at Miami)</b>				
J-08	L	14-20	Baltimore	58,088

<b>Rushing</b>		No.	Yds	Avg	Lg	TD
T.Brown		161	548	3.4	24	3
Gros		102	396	3.9	26	7
Woodeshick		85	330	3.9	21	4
Lang		52	239	4.6	39	1
Concannon		25	195	7.8	29	2
Matson		29	101	3.5	28	1
Snead		15	32	2.1	17	1
Baker		1	15	15.0	15	0
F.Hill		1	5	5.0	5	0
K.Hill		7	-2	-0.3	2	0
<b>Eagles</b>		<b>478</b>	<b>1859</b>	<b>3.9</b>	<b>39</b>	<b>19</b>
<b>Opponents</b>		<b>390</b>	<b>1693</b>	<b>4.3</b>	<b>68</b>	<b>13</b>

<b>Receiving</b>		No.	Yds	Avg	Lg	TD
Retzlaff		40	653	16.3	40	6
T.Brown		33	371	11.2	39	3
F.Hill		29	304	10.5	36	0
Gros		18	214	11.9	48	2
Goodwin		16	212	13.3	30	1
Hawkins		14	143	10.2	23	0
Lang		12	107	8.9	24	0
Woodeshick		10	118	11.8	44t	1
Matson		6	30	5.0	11	1
Concannon		1	7	7.0	7	0
<b>Eagles</b>		<b>179</b>	<b>2159</b>	<b>12.1</b>	<b>48</b>	<b>14</b>
<b>Opponents</b>		<b>226</b>	<b>2964</b>	<b>13.1</b>	<b>58</b>	<b>23</b>

<b>INTs</b>		No.	Yds	Avg	Lg	TD
Scarpati		8	182	22.8	32	0
Nettles		3	57	19.0	34t	1
Lloyd		3	46	15.3	24	0
Martin		1	47	47.0	47	0
Wells		1	8	8.0	8	0
Morgan		1	5	5.0	5	0
Nelson		1	0	0.0	0	0
Ramsey		1	0	0.0	0	0
Whittingham		1	0	0.0	0	0
<b>Eagles</b>		<b>20</b>	<b>345</b>	<b>17.3</b>	<b>47</b>	<b>1</b>
<b>Opponents</b>		<b>22</b>	<b>380</b>	<b>17.3</b>	<b>91t</b>	<b>3</b>

<b>Punt Returns</b>		Ret	FC	Yds	Avg	Lg	TD
Martin		11	6	118	10.7	67t	1
Hawkins		9	2	47	5.2	38	0
W. Brown		5	4	-1	-2	2	0
Concannon		2	1	3	1.5	3	0
Scarpati		2	0	-8	-4.0	-3	0
T.Brown		1	0	0	0.0	0	0
Nelson		1	0	3	3.0	3	0
<b>Eagles</b>		<b>31</b>	<b>13</b>	<b>162</b>	<b>5.2</b>	<b>67t</b>	<b>1</b>
<b>Opponents</b>		<b>31</b>	<b>15</b>	<b>300</b>	<b>9.7</b>	<b>86t</b>	<b>1</b>

<b>Score By Periods</b>		Q1	Q2	Q3	Q4	OT	Pts
Eagles		39	137	45	105	0	326
Opponents		68	91	85	96	0	340

<b>Scoring</b>		TD	Ru	Pa	Rt	PAT	FG	2Pt	Pts
Baker		0	0	0	0	38/39	18/25	0	92
Gros		9	7	2	0			0	54
T.Brown		8	3	3	2			0	48
Retzlaff		6	0	6	0			0	36
Woodeshick		5	4	1	0			0	30
Concannon		2	2	0	0			0	12
Matson		2	1	1	0			0	12
Goodwin		1	0	1	0			0	6
Lang		1	1	0	0			0	6
Martin		1	0	0	1			0	6
Nelson		1	0	0	1			0	6
Nettles		1	0	0	1			0	6
Snead		1	1	0	0			0	6
Wells		1	0	0	1			0	6
<b>Eagles</b>		<b>39</b>	<b>19</b>	<b>14</b>	<b>6</b>	<b>38/39</b>	<b>18/25</b>	<b>0</b>	<b>326</b>
<b>Opponents</b>		<b>40</b>	<b>13</b>	<b>23</b>	<b>4</b>	<b>40/40</b>	<b>20/30</b>	<b>0</b>	<b>340</b>

<b>Kickoff Returns</b>		No.	Yds	Avg	Lg	TD
Matson		26	544	20.9	31	0
T.Brown		20	562	28.1	93t	2
W.Brown		4	58	14.5	17	0
Martin		4	132	33.0	58	0
Medved		2	10	5.0	10	0
Nelson		2	34	17.0	18	0
Whittingham		2	33	16.5	19	0
Beisler		1	17	17.0	17	0
Hawkins		1	0	0.0	0	0
Jackson		1	16	16.0	16	0
Lince		1	13	13.0	13	0
<b>Eagles</b>		<b>64</b>	<b>1419</b>	<b>22.2</b>	<b>93t</b>	<b>2</b>
<b>Opponents</b>		<b>65</b>	<b>1330</b>	<b>20.5</b>	<b>56</b>	<b>0</b>

<b>Punting</b>		No	Yds	Avg	Net	TB	Lg	B
Baker		42	1726	41.1	na	na	63	0
K.Hill		23	862	37.5	na	na	51	0
<b>Eagles</b>		<b>65</b>	<b>2588</b>	<b>39.8</b>	<b>na</b>	<b>na</b>	<b>63</b>	<b>0</b>
<b>Opponents</b>		<b>60</b>	<b>2394</b>	<b>39.9</b>	<b>na</b>	<b>na</b>	<b>54</b>	<b>0</b>

<b>Field Goals</b>		1-19	20-29	30-39	40-49	50+
Baker		4/4	2/2	8/8	3/7	1/4
<b>Eagles</b>		<b>4/4</b>	<b>2/2</b>	<b>8/8</b>	<b>3/7</b>	<b>1/4</b>
<b>Opponents</b>		<b>5/6</b>	<b>7/8</b>	<b>5/9</b>	<b>3/7</b>	<b>0/0</b>

**Baker:** [46N,23G,33G] [13G,41G,12G] [ ] [52N,44N, 32G] [ ] [51G] [15G] [15G,37G] [31G,49N] [52N] [49N, 58N] [35G,22G] [37G,38G,42G,30G] [47G]

**Opponents:** [9G,47G,27G] [12N,22G] [32N,18G] [44G,34G] [45N] [37N] [29G] [17G,28G] [21G,14G,28N, 42G] [22G,29G] [30G,15G,43N,42N] [31N,37G,32G, 35G] [47N,33N] [ ]

**Sacks:** Eagles 34.0, Opponents 35.0

**Pro Bowl Selections:** T Bob Brown, T Floyd Peters

<b>Passing</b>		Att	Cmp	Yds	Cmp%	Yds/Att	TD	TD%	Int	Int%	Lg	Sk/Lost	Rat
Snead		226	103	1275	45.6	5.64	8	3.5	11	4.9	48	25/190	55.1
K.Hill		97	53	571	54.6	5.89	5	5.2	7	7.2	30	6/42	59.3
Concannon		51	21	262	41.2	5.14	1	2.0	4	7.8	44t	3/22	31.7
Lang		3	2	51	66.7	17.00	0	0.0	0	0.0	36	0/0	109.7
Gros		1	0	0	0.0	0.00	0	0.0	0	0.0	0	1/5	39.6
<b>Eagles</b>		<b>378</b>	<b>179</b>	<b>2159</b>	<b>47.4</b>	<b>5.71</b>	<b>14</b>	<b>3.7</b>	<b>22</b>	<b>5.8</b>	<b>48</b>	<b>35/259</b>	<b>53.4</b>
<b>Opponents</b>		<b>446</b>	<b>226</b>	<b>2964</b>	<b>50.7</b>	<b>6.65</b>	<b>23</b>	<b>5.2</b>	<b>20</b>	<b>4.5</b>	<b>58</b>	<b>34/287</b>	<b>70.5</b>

# 1967 EAGLES STATISTICS



Record: 6-7-1, 2nd in Capitol				
Head Coach: Joe Kuharich				
S-17	W	35-24	Washington	60,709
S-24	L	6-38	Baltimore	60,755
O-01	W	34-24	Pittsburgh	60,335
O-08	W	38-7	at Atlanta	53,868
O-15	L	27-28	San Francisco	60,825
O-22	L	14-48	at St. Louis	46,562
O-29	W	21-14	Dallas	60,740
N-05	L	24-31	at New Orleans	59,596
N-12	L	17-33	at LA Rams	57,628
N-19	W	48-21	New Orleans	60,751
N-26	L	7-44	at NY Giants	63,027
D-03	T	35-35	at Washington	50,451
D-10	L	17-38	at Dallas	55,834
D-17	W	28-24	Cleveland	60,658

TEAM STATS	EAGLES	OPP
<b>Total First Downs</b>	<b>239</b>	<b>286</b>
Rushing	69	105
Passing	146	161
Penalty	24	20
<b>3rd Down: Made/Att</b>	<b>na</b>	<b>na</b>
3rd Down Pct.	na	na
<b>4th Down: Made/Att</b>	<b>na</b>	<b>na</b>
4th Down Pct.	na	na
<b>Possession Avg.</b>	<b>na</b>	<b>na</b>
<b>Total Net Yards</b>	<b>4344</b>	<b>4972</b>
Avg. Per Game	310.3	355.1
Total Plays	822	937
Avg. Per Play	5.3	5.3
<b>Net Yards Rushing</b>	<b>1250</b>	<b>1741</b>
Avg. Per Game	89.3	124.4
Total Rushes	328	434
<b>Net Yards Passing</b>	<b>3094</b>	<b>3231</b>
Avg. Per Game	221.0	230.8
Sacked/Yards Lost	49/369	23/151
Gross Yards	3463	3382
Att./Completions	445/244	480/255
Completion Pct.	54.8	53.1
Had Intercepted	24	21
<b>Punts/Average</b>	<b>61/38.3</b>	<b>50/38.8</b>
<b>Net Punting Avg.</b>	<b>na/na</b>	<b>na/na</b>
<b>Penalties/Yards</b>	<b>77/830</b>	<b>67/715</b>
<b>Fumbles/Ball Lost</b>	<b>22/16</b>	<b>28/14</b>
<b>Touchdowns</b>	<b>45</b>	<b>52</b>
Rushing	12	16
Passing	30	29
Returns	3	7

Rushing	No.	Yds	Avg	Lg	TD
Woodeshick	155	670	4.3	41	6
Lang	101	336	3.3	21	2
T.Brown	53	179	3.4	13t	1
Snead	9	30	3.3	21	2
Ballman	1	17	17.0	17t	1
Jones	8	17	2.1	6	0
Goodwin	1	1	1.0	1	0
<b>Eagles</b>	<b>328</b>	<b>1250</b>	<b>3.8</b>	<b>41</b>	<b>12</b>
<b>Opponents</b>	<b>434</b>	<b>1741</b>	<b>4.0</b>	<b>45</b>	<b>16</b>

Receiving	No.	Yds	Avg	Lg	TD
Hawkins	59	1265	21.4	87t	10
Ballman	36	524	14.6	67t	6
Woodeshick	34	391	11.5	43t	4
Ditka	26	274	10.5	25	2
Lang	26	201	7.7	19	3
T.Brown	22	202	9.2	41	1
Kelly	21	345	16.4	59	4
F.Hill	9	144	16.0	57	0
Goodwin	6	65	10.8	23	0
Jones	3	32	10.7	23	0
Wilson	2	20	10.0	12	0
<b>Eagles</b>	<b>244</b>	<b>3463</b>	<b>14.2</b>	<b>87t</b>	<b>30</b>
<b>Opponents</b>	<b>255</b>	<b>3382</b>	<b>13.3</b>	<b>96</b>	<b>29</b>

INTs	No.	Yds	Avg	Lg	TD
Scarpatti	4	99	24.8	67t	1
Nettles	4	52	13.0	34	0
F.Brown	2	29	14.5	17	0
Medved	2	23	11.5	23	0
Martin	2	8	4.0	8	0
Kelley	1	18	18.0	18	0
Wells	1	17	17.0	17	0
Hultz	1	16	16.0	16t	1
Shann	1	8	8.0	8	0
Peters	1	3	3.0	3	0
Lloyd	1	1	1.0	1	0
Morgan	1	0	0.0	0	0
<b>Eagles</b>	<b>21</b>	<b>274</b>	<b>13.0</b>	<b>67t</b>	<b>2</b>
<b>Opponents</b>	<b>24</b>	<b>429</b>	<b>17.9</b>	<b>69t</b>	<b>3</b>

Punt Returns	Ret	FC	Yds	Avg	Lg	TD
Martin	20	4	128	6.4	30	0
Hughes	3	0	11	3.7	11	0
Shann	3	2	17	5.7	8	0
Lince	1	0	0	0.0	0	0
Reed	1	0	0	0.0	0	0
Scarpatti	1	2	2	2.0	2	0
Medved	0	1	0	0.0	0	0
<b>Eagles</b>	<b>29</b>	<b>9</b>	<b>158</b>	<b>5.4</b>	<b>30</b>	<b>0</b>
<b>Opponents</b>	<b>33</b>	<b>14</b>	<b>130</b>	<b>3.9</b>	<b>26</b>	<b>0</b>

Score By Periods	Q1	Q2	Q3	Q4	OT	Pts
Eagles	82	120	66	83	0	351
Opponents	71	141	96	101	0	409

Scoring	TD	Ru	Pa	Rt	PAT	FG	2Pt	Pts
Baker	0	0	0	0	45/45	12/19	0	81
Hawkins	10	0	10	0			0	60
Woodeshick	10	6	4	0			0	60
Ballman	7	1	6	0			0	42
Lang	5	2	3	0			0	30
Kelly	4	0	4	0			0	24
T.Brown	2	1	1	0			0	12
Ditka	2	0	2	0			0	12
Snead	2	2	0	0			0	12
Hultz	1	0	0	1			0	6
Nettles	1	0	0	1			0	6
Scarpatti	1	0	0	1			0	6
<b>Eagles</b>	<b>45</b>	<b>12</b>	<b>30</b>	<b>3</b>	<b>45/45</b>	<b>12/19</b>	<b>0</b>	<b>351</b>
<b>Opponents</b>	<b>52</b>	<b>16</b>	<b>29</b>	<b>7</b>	<b>52/52</b>	<b>15/32</b>	<b>0</b>	<b>409</b>

Kickoff Returns	No.	Yds	Avg	Lg	TD
T.Brown	13	301	23.2	41	0
Hawkins	10	250	25.0	46	0
Hughes	7	126	18.0	23	0
Wilson	7	150	21.4	33	0
Shann	6	133	22.2	42	0
Reed	5	111	22.2	31	0
Lince	3	46	15.3	22	0
Ballman	2	43	21.5	27	0
Jones	2	32	16.0	17	0
Beisler	1	0	0.0	0	0
F.Brown	1	17	17.0	17	0
Gray	1	30	30.0	30	0
Kelley	1	0	0.0	0	0
Medved	1	7	7.0	7	0
Ramsey	1	0	0.0	0	0
Vasys	1	0	0.0	0	0
<b>Eagles</b>	<b>62</b>	<b>1246</b>	<b>20.1</b>	<b>46</b>	<b>0</b>
<b>Opponents</b>	<b>59</b>	<b>1466</b>	<b>24.8</b>	<b>96t</b>	<b>2</b>

Punting	No	Yds	Avg	Net	TB	Lg	B
Baker	61	2335	38.3	na	na	53	1
<b>Eagles</b>	<b>61</b>	<b>2335</b>	<b>38.3</b>	<b>na</b>	<b>na</b>	<b>53</b>	<b>1</b>
<b>Opponents</b>	<b>50</b>	<b>1941</b>	<b>38.8</b>	<b>na</b>	<b>na</b>	<b>53</b>	<b>1</b>

Field Goals	1-19	20-29	30-39	40-49	50+
Baker	2/2	2/3	7/9	1/4	0/1
<b>Eagles</b>	<b>2/2</b>	<b>2/3</b>	<b>7/9</b>	<b>1/4</b>	<b>0/1</b>
<b>Opponents</b>	<b>4/8</b>	<b>4/7</b>	<b>4/9</b>	<b>2/6</b>	<b>1/2</b>

**Baker:** ( ) ( 9G,35G) (36G,35G) (46N,45N,34G) (54N, 32G,33G) ( ) (37B) (41G) (37B, 9G) (21G,37G) ( ) (45N) (25G) (27B)

**Opponents:** (15N,37N,19B,25B,30G) (37N,52G) (52N, 43N,24G) (36N) (45N) (32G,47G) ( 9B) (33N,12G) (21G, 12G,27G,31G) (20N) (17G,15G,40G) (47N,29N,36N) (19N,22G) (41N,32G)

**Sacks:** Eagles 23.0, Opponents 49.0

**Pro Bowl Selections:** T Floyd Peters, C Jim Ringo

Passing	Att	Cmp	Yds	Cmp%	Yds/Att	TD	TD%	Int	Int%	Lg	Sk/Lost	Rat
Snead	434	240	3399	55.3	7.83	29	6.7	24	5.5	87t	48/351	80.0
K.Hill	7	2	33	28.6	4.71	1	14.3	0	0.0	18	0/0	86.3
Dial	3	1	5	33.3	1.67	0	0.0	0	0.0	5	1/18	42.4
Lang	1	1	26	100.0	26.00	0	0.0	0	0.0	26	0/0	118.8
<b>Eagles</b>	<b>445</b>	<b>244</b>	<b>3463</b>	<b>54.8</b>	<b>7.78</b>	<b>30</b>	<b>6.7</b>	<b>24</b>	<b>5.4</b>	<b>87t</b>	<b>49/369</b>	<b>80.2</b>
<b>Opponents</b>	<b>480</b>	<b>255</b>	<b>3382</b>	<b>53.1</b>	<b>7.05</b>	<b>29</b>	<b>6.0</b>	<b>21</b>	<b>4.4</b>	<b>96</b>	<b>23/151</b>	<b>77.6</b>

# 1968 EAGLES STATISTICS



**Record: 2-12, 4th in Capitol**  
**Head Coach: Joe Kuharich**

S-15	L	13-30	at Green Bay	50,861
S-22	L	25-34	NY Giants	60,858
S-29	L	13-45	Dallas	60,858
O-06	L	14-17	at Washington	50,816
O-13	L	14-34	at Dallas	72,083
O-20	L	16-29	Chicago	60,858
O-27	L	3-6	at Pittsburgh	26,908
N-03	L	17-45	St. Louis	59,208
N-10	L	10-16	Washington	59,133
N-17	L	6-7	at NY Giants	62,896
N-24	L	13-47	at Cleveland	62,338
N-28	W	12-0	at Detroit	47,909
D-08	W	29-17	New Orleans	57,128
D-15	L	17-24	Minnesota	54,530

Rushing	No.	Yds	Avg	Lg	TD
Woodeshick	217	947	4.4	54t	3
Lang	69	235	3.4	17	0
Pinder	40	117	2.9	21	0
Ballman	1	30	30.0	30	0
Snead	9	27	3.0	9	0
Jones	22	24	1.1	10	0
Conjar	8	21	2.6	6	0
Huarte	2	9	4.5	11	0
K.Hill TM	1	1	1.0	1	0
<b>Eagles</b>	<b>369</b>	<b>1411</b>	<b>3.8</b>	<b>54t</b>	<b>3</b>
<b>Opponents</b>	<b>515</b>	<b>2141</b>	<b>4.2</b>	<b>42</b>	<b>18</b>

Receiving	No.	Yds	Avg	Lg	TD
Hawkins	42	707	16.8	92t	5
Woodeshick	36	328	9.1	55	0
F.Hill	30	370	12.3	31t	3
Ballman	30	341	11.4	55t	4
Lang	17	147	8.6	25	1
Pinder	16	166	10.4	48	0
Ditka	13	111	8.5	18	2
Jones	5	87	17.4	48	0
Hughes	3	39	13.0	18	0
Mallory	1	58	58.0	58t	1
Baker	1	3	3.0	3	0
<b>Eagles</b>	<b>194</b>	<b>2357</b>	<b>12.1</b>	<b>92t</b>	<b>16</b>
<b>Opponents</b>	<b>182</b>	<b>2557</b>	<b>14.0</b>	<b>87</b>	<b>20</b>

INTs	No.	Yds	Avg	Lg	TD
Nelson	3	7	2.3	7	0
Scarpati	2	22	11.0	17	0
Ramsey	2	0	0.0	0	0
Wells	2	0	0.0	0	0
Beisler	1	12	12.0	12	0
Haymond	1	10	10.0	10	0
Medved	1	0	0.0	0	0
Peters	1	0	0.0	0	0
<b>Eagles</b>	<b>13</b>	<b>51</b>	<b>3.9</b>	<b>17</b>	<b>0</b>
<b>Opponents</b>	<b>29</b>	<b>408</b>	<b>14.1</b>	<b>96t</b>	<b>2</b>

Punting	No	Yds	Avg	Net	TB	Lg	B
Baker	55	2248	40.9	na	na	57	0
Duncan	5	228	45.6	na	na	55	0
<b>Eagles</b>	<b>60</b>	<b>2476</b>	<b>41.3</b>	<b>na</b>	<b>na</b>	<b>57</b>	<b>0</b>
<b>Opponents</b>	<b>55</b>	<b>2141</b>	<b>38.9</b>	<b>na</b>	<b>na</b>	<b>60</b>	<b>0</b>

Punt Returns	Ret	FC	Yds	Avg	Lg	TD
Haymond	15	6	201	13.4	54t	1
Scarpati	5	1	17	3.4	7	0
Mallory	4	3	46	11.5	28	0
Hawkins	0	1	0	0.0	0	0
<b>Eagles</b>	<b>24</b>	<b>11</b>	<b>264</b>	<b>11.0</b>	<b>54t</b>	<b>1</b>
<b>Opponents</b>	<b>33</b>	<b>11</b>	<b>270</b>	<b>8.2</b>	<b>43</b>	<b>0</b>

Score By Periods	Q1	Q2	Q3	Q4	OT	Pts
Eagles	27	71	32	72	0	202
Opponents	62	98	92	99	0	351

Scoring	TD	Ru	Pa	Rt	PAT	FG	2Pt	Pts
Baker	0	0	0	0	17/21	19/30	0	74
Hawkins	5	0	5	0			0	30
Ballman	4	0	4	0			0	24
F.Hill	3	0	3	0			0	18
Woodeshick	3	3	0	0			0	18
Ditka	2	0	2	0			0	12
Haymond	2	0	0	2			0	12
Lang	1	0	1	0			0	6
Mallory	1	0	1	0			0	6
Conjar (safety)	0	0	0	0			0	2
<b>Eagles</b>	<b>21</b>	<b>3</b>	<b>16</b>	<b>2</b>	<b>17/21</b>	<b>19/30</b>	<b>0</b>	<b>202</b>
<b>Opponents</b>	<b>40</b>	<b>18</b>	<b>20</b>	<b>2</b>	<b>39/39</b>	<b>24/35</b>	<b>0</b>	<b>351</b>

Kickoff Returns	No.	Yds	Avg	Lg	TD
Haymond	28	677	24.2	98t	1
Hawkins	12	254	21.2	46	0
Nelson	11	308	28.0	69	0
Mallory	6	94	15.7	23	0
Rossovich	2	20	10.0	11	0
Graham	1	8	8.0	8	0
Jones	1	18	18.0	18	0
<b>Eagles</b>	<b>61</b>	<b>1379</b>	<b>22.6</b>	<b>98t</b>	<b>1</b>
<b>Opponents</b>	<b>45</b>	<b>1030</b>	<b>22.9</b>	<b>75</b>	<b>0</b>

Field Goals	1-19	20-29	30-39	40-49	50+
Baker	7/8	4/5	7/12	1/5	0/0
<b>Eagles</b>	<b>7/8</b>	<b>4/5</b>	<b>7/12</b>	<b>1/5</b>	<b>0/0</b>
<b>Opponents</b>	<b>8/8</b>	<b>10/11</b>	<b>5/7</b>	<b>1/7</b>	<b>0/2</b>

**Baker:** (27G,17G) ( ) (23G,13G) (45N) (47N) (30G,37G, 44G) (47N,44N,38N,38G) (39N,12G) (32N,20N,37G) (33N,19G,19G) (34N,18G,25G) (36G,18G,32G,35G) (18N) (25G)  
**Opponents:** (17G,22G,35G) (20G,30G) (26G) (24G) (35N,26G,21G) (39G,31G,28G,15G,14G) (22N,40B, 34G,15G) (51N,47G) (47N,15G,25G, 9G) (47N,47N) (34N,28G,26G) ( ) (49N,10G) (48N,51N,17G)

**Sacks:** Eagles 21.0, Opponents 26.0

**Pro Bowl Selections:** K Sam Baker, T Bob Brown, RB Tom Woodeshick

USUAL STARTERS			
WR	Gary Ballman	LE	Tim Rossovich
LT	Lane Howell	LT	Floyd Peters (5)
LG	Dick Hart		Frank Molden (5)
C	Gene Ceppetelli	RT	Gary Pettigrew
RG	Mark Nordquist	RE	Mel Tom
RT	Bob Brown	LLB	Ron Medved (5)
TE	Fred Hill (8)	MLB	Dave Lloyd
	Mike Ditka (5)	RLB	Harold Wells
WR	Ben Hawkins	LCB	Al Nelson
QB	Norm Snead	RCB	Alvin Haymond
RB	Tom Woodeshick	LS	Nate Ramsey
FB	Israel Lang (6)	RS	Joe Scarpati
	Cyril Pinder (5)		

TEAM STATS	EAGLES	OPP
<b>Total First Downs</b>	<b>197</b>	<b>256</b>
Rushing	78	128
Passing	100	111
Penalty	19	17
<b>3rd Down: Made/Att</b>	<b>na</b>	<b>na</b>
3rd Down Pct.	na	na
<b>4th Down: Made/Att</b>	<b>na</b>	<b>na</b>
4th Down Pct.	na	na
<b>Possession Avg.</b>	<b>na</b>	<b>na</b>
<b>Total Net Yards</b>	<b>3561</b>	<b>4514</b>
Avg. Per Game	254.4	322.4
Total Plays	775	863
Avg. Per Play	4.6	5.2
<b>Net Yards Rushing</b>	<b>1411</b>	<b>2141</b>
Avg. Per Game	100.8	152.9
Total Rushes	369	515
<b>Net Yards Passing</b>	<b>2150</b>	<b>2373</b>
Avg. Per Game	153.6	169.5
Sacked/Yards Lost	26/207	21/184
Gross Yards	2357	2557
Att./Completions	380/194	327/182
Completion Pct.	51.1	55.7
Had Intercepted	29	13
<b>Punts/Average</b>	<b>60/41.3</b>	<b>55/38.9</b>
<b>Net Punting Avg.</b>	<b>na/na</b>	<b>na/na</b>
<b>Penalties/Yards</b>	<b>63/666</b>	<b>75/828</b>
<b>Fumbles/Ball Lost</b>	<b>19/13</b>	<b>18/7</b>
<b>Touchdowns</b>	<b>21</b>	<b>40</b>
Rushing	3	18
Passing	16	20
Returns	2	2

Passing	Att	Cmp	Yds	Cmp%	Yds/Att	TD	TD%	Int	Int%	Lg	Sk/Lost	Rat
Snead	291	152	1655	52.2	5.69	11	3.8	21	7.2	55t	20/154	51.8
K.Hill TM	71	33	531	46.5	7.48	3	4.2	6	8.5	92t	4/36	50.9
Huarte	15	7	110	46.7	7.33	1	6.7	2	13.3	48	2/17	54.2
Scarpati	2	1	3	50.0	1.50	0	0.0	0	0.0	3	0/0	56.3
Baker	1	1	58	100.0	58.00	1	100.0	0	0.0	58t	0/0	158.3
<b>Eagles</b>	<b>380</b>	<b>194</b>	<b>2357</b>	<b>51.1</b>	<b>6.20</b>	<b>16</b>	<b>4.2</b>	<b>29</b>	<b>7.6</b>	<b>92t</b>	<b>26/207</b>	<b>52.7</b>
<b>Opponents</b>	<b>327</b>	<b>182</b>	<b>2557</b>	<b>55.7</b>	<b>7.82</b>	<b>20</b>	<b>6.1</b>	<b>13</b>	<b>4.0</b>	<b>87</b>	<b>21/184</b>	<b>84.9</b>

# 1969 EAGLES STATISTICS



**Record: 4-9-1, 4th in Capitol**  
**Head Coach: Jerry Williams**

S-21	L	20-27	Cleveland	60,658
S-28	W	41-27	Pittsburgh	60,658
O-05	L	7-38	Dallas	60,658
O-13	L	20-24	at Baltimore	56,864
O-19	L	14-49	at Dallas	71,509
O-26	W	13-10	New Orleans	60,658
N-02	W	23-20	at NY Giants	62,912
N-09	T	28-28	at Washington	50,502
N-16	L	17-23	LA Rams	60,658
N-23	W	34-30	at St. Louis	45,512
N-30	L	17-26	at New Orleans	72,805
D-07	L	29-34	Washington	60,658
D-14	L	3-27	Atlanta	60,658
D-21	L	13-14	at San Francisco	25,391

Rushing	No.	Yds	Avg	Lg	TD
Woodeshick	186	831	4.5	21	4
Keyes	121	361	3.0	28	3
Pinder	60	309	5.2	50	1
Blye	8	25	3.1	11	0
Mira	3	16	5.3	6	0
Jackson	2	10	5.0	6	0
Wilson	4	7	1.8	4	0
Bradley	1	5	5.0	5	0
Snead	8	2	0.3	5t	2
Jones	1	0	0.0	0	0
Hawkins	1	-3	-3.0	-3	0
<b>Eagles</b>	<b>395</b>	<b>1563</b>	<b>4.0</b>	<b>50</b>	<b>10</b>
<b>Opponents</b>	<b>467</b>	<b>1909</b>	<b>4.1</b>	<b>53t</b>	<b>15</b>

Receiving	No.	Yds	Avg	Lg	TD
Jackson	65	1116	17.2	65t	9
Hawkins	43	761	17.7	58	8
Ballman	31	492	15.9	80t	2
Keyes	29	276	9.5	35	0
Woodeshick	22	177	8.0	15	0
Pinder	12	77	6.4	20	0
Hill	6	64	10.7	23	1
Hughes	3	29	9.7	15	0
Blye	2	-6	-3.0	1	0
Brown	1	20	20.0	20	0
Lawrence	1	10	10.0	10	0
Wilson	1	6	6.0	6	0
<b>Eagles</b>	<b>216</b>	<b>3022</b>	<b>14.0</b>	<b>80t</b>	<b>20</b>
<b>Opponents</b>	<b>243</b>	<b>3250</b>	<b>13.4</b>	<b>71t</b>	<b>23</b>

INTs	No.	Yds	Avg	Lg	TD
Scarpati	4	54	13.5	34t	1
Nelson	3	10	3.3	10	0
Ramsey	2	26	13.0	26t	1
Lloyd	2	22	11.0	14	0
Bradley	1	56	56.0	56t	1
Colman TM	1	11	11.0	11	0
Cross	1	0	0.0	0	0
Young	1	0	0.0	0	0
<b>Eagles</b>	<b>15</b>	<b>179</b>	<b>11.9</b>	<b>56t</b>	<b>3</b>
<b>Opponents</b>	<b>28</b>	<b>343</b>	<b>12.3</b>	<b>38</b>	<b>3</b>

Punting	No	Yds	Avg	Net	TB	Lg	B
Bradley	74	2942	39.8	na	na	60	0
<b>Eagles</b>	<b>74</b>	<b>2942</b>	<b>39.8</b>	<b>na</b>	<b>na</b>	<b>60</b>	<b>0</b>
<b>Opponents</b>	<b>69</b>	<b>2819</b>	<b>40.9</b>	<b>na</b>	<b>na</b>	<b>55</b>	<b>2</b>

Punt Returns	Ret	FC	Yds	Avg	Lg	TD
Bradley	28	5	181	6.5	37	0
Scarpati	4	1	6	1.5	2	0
Lawrence	2	2	26	13.0	18	0
Hawkins	1	2	6	6.0	6	0
Hughes	1	0	0	0.0	0	0
<b>Eagles</b>	<b>36</b>	<b>10</b>	<b>219</b>	<b>6.1</b>	<b>37</b>	<b>0</b>
<b>Opponents</b>	<b>21</b>	<b>24</b>	<b>93</b>	<b>4.4</b>	<b>30</b>	<b>0</b>

Scoring	TD	Ru	Pa	Rt	PAT	FG	2Pt	Pts
Baker	0	0	0	0	31/31	16/30	0	79
Jackson	9	0	9	0			0	54
Hawkins	8	0	8	0			0	48
Woodeshick	4	4	0	0			0	24
Keyes	3	3	0	0			0	18
Ballman	2	0	2	0			0	12
Snead	2	2	0	0			0	12
Bradley	1	0	0	1			0	6
Hill	1	0	1	0			0	6
Pinder	1	1	0	0			0	6
Ramsey	1	0	0	1			0	6
Scarpati	1	0	0	1			0	6
Tom [safety]	0	0	0	0			0	2
<b>Eagles</b>	<b>33</b>	<b>10</b>	<b>20</b>	<b>3</b>	<b>31/31</b>	<b>16/30</b>	<b>0</b>	<b>279</b>
<b>Opponents</b>	<b>44</b>	<b>15</b>	<b>23</b>	<b>6</b>	<b>44/44</b>	<b>23/37</b>	<b>0</b>	<b>377</b>

Kickoff Returns	No.	Yds	Avg	Lg	TD
Bradley	21	467	22.2	42	0
Blye	19	370	19.5	35	0
Keyes	9	200	22.2	34	0
Lawrence	5	97	19.4	24	0
Pinder	4	56	14.0	19	0
Nelson	3	63	21.0	27	0
Graham	2	5	2.5	5	0
<b>Eagles</b>	<b>63</b>	<b>1258</b>	<b>20.0</b>	<b>42</b>	<b>0</b>
<b>Opponents</b>	<b>51</b>	<b>1043</b>	<b>20.5</b>	<b>54</b>	<b>0</b>

Field Goals	1-19	20-29	30-39	40-49	50+
Baker	4/6	2/3	4/6	6/13	0/2
<b>Eagles</b>	<b>4/6</b>	<b>2/3</b>	<b>4/6</b>	<b>6/13</b>	<b>0/2</b>
<b>Opponents</b>	<b>7/9</b>	<b>6/7</b>	<b>5/9</b>	<b>5/9</b>	<b>0/3</b>

**Baker:** (19N,45N) (44N,35G,41G) (42B) (24G,18G) (52N) (34N,47N,45N,12G,40G) (45G,32G,38G) (28N) (44G) (50N,15G,40G) (30G) (39N,19G,47G) (20G) (19N,46N,47N)  
**Opponents:** (22G,37G) (36G,15G) (47N,14G) (37N,32B,20G) (53N,17N) (18N,22G) (40G,33G) ( ) (49N,42N,19G,39G,16G) (19G,46G,46G) (27N,56N,37N,27G,40G,26G,17G) (39N,12G,43G) (47N,28G,30G) (51N)

**Sacks:** Eagles 25.0, Opponents 29.0  
**Pro Bowl Selections:** WR Harold Jackson, LB Dave Lloyd, LB Tim Rossovich

USUAL STARTERS			
WR	Ben Hawkins	LE	Tim Rossovich
LT	Lane Howell	LT	Floyd Peters
LG	Dick Hart	RT	Ernie Calloway (7)
C	Mike Evans		Gary Pettigrew (6)
RG	Jim Scaggs (7)	RE	Mel Tom
	Don Chuy (6)	LLB	Tony Guillory (8)
RT	Joe Carollo		Adrian Young (5)
TE	Gary Ballman	MLB	Dave Lloyd
WR	Harold Jackson	RLB	Ron Porter
QB	Norm Snead	LCB	Al Nelson
RB	Tom Woodeshick	RCB	Irv Cross
FB	Leroy Keyes	LS	Nate Ramsey
		RS	Joe Scarpati

TEAM STATS	EAGLES	OPP
<b>Total First Downs</b>	<b>231</b>	<b>268</b>
Rushing	83	111
Passing	132	136
Penalty	16	21
<b>3rd Down: Made/Att</b>	<b>na</b>	<b>na</b>
3rd Down Pct.	na	na
<b>4th Down: Made/Att</b>	<b>na</b>	<b>na</b>
4th Down Pct.	na	na
<b>Possession Avg.</b>	<b>na</b>	<b>na</b>
<b>Total Net Yards</b>	<b>4345</b>	<b>4978</b>
Avg. Per Game	310.4	355.6
Total Plays	882	936
Avg. Per Play	4.9	5.3
<b>Net Yards Rushing</b>	<b>1563</b>	<b>1909</b>
Avg. Per Game	111.6	136.4
Total Rushes	395	467
<b>Net Yards Passing</b>	<b>2782</b>	<b>3069</b>
Avg. Per Game	198.7	219.2
Sacked/Yards Lost	29/240	25/181
Gross Yards	3022	3250
Att./Completions	458/216	444/243
Completion Pct.	47.2	54.7
Had Intercepted	28	15
<b>Punts/Average</b>	<b>74/39.8</b>	<b>69/40.9</b>
<b>Net Punting Avg.</b>	<b>na/na</b>	<b>na/na</b>
<b>Penalties/Yards</b>	<b>80/843</b>	<b>79/950</b>
<b>Fumbles/Balls Lost</b>	<b>18/11</b>	<b>31/14</b>
<b>Touchdowns</b>	<b>33</b>	<b>44</b>
Rushing	10	15
Passing	20	23
Returns	3	6

Score By Periods	Q1	Q2	Q3	Q4	OT	Pts
Eagles	43	90	61	85	0	279
Opponents	87	77	114	99	0	377

Passing	Att	Cmp	Yds	Cmp%	Yds/Att	TD	TD%	Int	Int%	Lg	Sk/Lost	Rat
Snead	379	190	2768	50.1	7.30	19	5.0	23	6.1	80t	21/170	65.7
Mira	76	25	240	32.9	3.16	1	1.3	5	6.6	35	8/70	19.6
Keyes	2	1	14	50.0	7.00	0	0.0	0	0.0	14	0/0	72.9
Bradley	1	0	0	0.0	0.00	0	0.0	0	0.0	--	0/0	39.6
<b>Eagles</b>	<b>458</b>	<b>216</b>	<b>3022</b>	<b>47.2</b>	<b>6.60</b>	<b>20</b>	<b>4.4</b>	<b>28</b>	<b>6.1</b>	<b>80t</b>	<b>29/240</b>	<b>58.0</b>
<b>Opponents</b>	<b>444</b>	<b>243</b>	<b>3250</b>	<b>54.7</b>	<b>7.32</b>	<b>23</b>	<b>5.2</b>	<b>15</b>	<b>3.4</b>	<b>71t</b>	<b>25/181</b>	<b>81.4</b>

# 1970 EAGLES STATISTICS



Record: 3-10-1, 5th in NFC East				
Head Coach: Jerry Williams				
S-20	L	7-17	Dallas	59,728
S-27	L	16-20	at Chicago	53,643
O-04	L	21-33	Washington	60,658
O-11	L	23-30	at NY Giants	62,820
O-18	L	20-35	St. Louis	59,002
O-25	L	17-30	at Green Bay (Mil)	48,022
N-01	L	17-21	at Dallas	55,736
N-08	W	24-17	Miami	58,171
N-15	T	13-13	Atlanta	55,425
N-23	W	23-20	NY Giants	59,117
N-29	L	14-23	at St. Louis	46,581
D-06	L	10-29	at Baltimore	60,240
D-13	L	6-24	at Washington	50,415
D-20	W	30-20	Pittsburgh	55,252

TEAM STATS	EAGLES	OPP
<b>Total First Downs</b>	<b>229</b>	<b>213</b>
Rushing	81	102
Passing	126	95
Penalty	22	16
<b>3rd Down: Made/Att</b>	<b>na</b>	<b>na</b>
3rd Down Pct.	na	na
<b>4th Down: Made/Att</b>	<b>na</b>	<b>na</b>
4th Down Pct.	na	na
<b>Possession Avg.</b>	<b>na</b>	<b>na</b>
<b>Total Net Yards</b>	<b>3990</b>	<b>3953</b>
Avg. Per Game	285.0	282.4
Total Plays	883	1019
Avg. Per Play	4.5	4.9
<b>Net Yards Rushing</b>	<b>1539</b>	<b>2064</b>
Avg. Per Game	109.9	147.4
Total Rushes	450	457
<b>Net Yards Passing</b>	<b>2451</b>	<b>1889</b>
Avg. Per Game	175.1	134.9
Sacked/Yards Lost	23/200	34/287
Gross Yards	2651	2176
Att./Completions	410/218	313/161
Completion Pct.	53.2	51.4
Had Intercepted	23	10
<b>Punts/Average</b>	<b>71/36.5</b>	<b>61/39.4</b>
<b>Net Punting Avg.</b>	<b>na</b>	<b>na</b>
<b>Penalties/Yards</b>	<b>73/779</b>	<b>90/991</b>
<b>Fumbles/Ball Lost</b>	<b>26/16</b>	<b>25/18</b>
<b>Touchdowns</b>	<b>29</b>	<b>36</b>
Rushing	11	16
Passing	16	16
Returns	2	4

Rushing	No.	Yds	Avg	Lg	TD
Pinder	166	657	3.9	40t	2
Bougness	159	401	2.5	20t	2
Woodeshick	52	254	4.9	57t	2
Watkins	32	96	3.0	11	1
H.Jones	13	44	3.4	16	0
Snead	18	35	1.9	16	3
Arrington	4	33	8.0	15	1
Bradley	1	14	14.0	14	0
Keyes	2	7	3.5	5	0
Hawkins	2	3	1.5	4	0
Jackson	1	-5	-5.0	-5	0
<b>Eagles</b>	<b>450</b>	<b>1539</b>	<b>3.4</b>	<b>57t</b>	<b>11</b>
<b>Opponents</b>	<b>457</b>	<b>2064</b>	<b>4.5</b>	<b>na</b>	<b>16</b>

Receiving	No.	Yds	Avg	Lg	TD
Bougness	50	401	8.0	34	2
Ballman	47	601	12.8	26	3
Jackson	41	613	14.9	79t	5
Hawkins	30	612	20.4	78t	4
Pinder	28	249	8.8	27	0
Zabel	8	119	14.8	25	1
Woodeshick	6	28	4.7	10	0
H.Jones	3	12	12.0	12	0
Hill	3	10	3.3	9	1
Watkins	3	6	2.0	5	0
Walik	1	0	0.0	0	0
<b>Eagles</b>	<b>218</b>	<b>2651</b>	<b>12.2</b>	<b>79t</b>	<b>16</b>
<b>Opponents</b>	<b>161</b>	<b>2176</b>	<b>13.5</b>	<b>na</b>	<b>16</b>

INTs	No.	Yds	Avg	Lg	TD
Nelson	2	45	22.5	45	0
Preece	2	19	9.5	19	0
Young	2	19	9.5	13	0
R.Jones	2	17	8.5	17	0
Hayes	1	2	2.0	2	0
Ramsey	1	0	0.0	0	0
<b>Eagles</b>	<b>10</b>	<b>102</b>	<b>10.2</b>	<b>45</b>	<b>0</b>
<b>Opponents</b>	<b>23</b>	<b>na</b>	<b>na</b>	<b>na</b>	<b>na</b>

Punting	No	Yds	Avg	Net	TB	Lg	B
Bradley	61	2244	36.8	na	na	57	0
Moseley	10	350	35.0	na	na	56	0
<b>Eagles</b>	<b>71</b>	<b>2594</b>	<b>36.5</b>	<b>na</b>	<b>na</b>	<b>57</b>	<b>0</b>
<b>Opponents</b>	<b>61</b>	<b>2403</b>	<b>39.4</b>	<b>na</b>	<b>na</b>	<b>na</b>	<b>na</b>

Punt Returns	Ret	FC	Yds	Avg	Lg	TD
Walik	20	8	78	3.9	16	0
Hawkins	10	2	16	1.6	8	0
Hayes	2	0	6	3.0	6	0
<b>Eagles</b>	<b>32</b>	<b>10</b>	<b>100</b>	<b>3.1</b>	<b>16</b>	<b>0</b>
<b>Opponents</b>	<b>22</b>	<b>na</b>	<b>163</b>	<b>7.4</b>	<b>na</b>	<b>na</b>

Score By Periods	Q1	Q2	Q3	Q4	OT	Pts
Eagles	45	75	55	66	0	241
Opponents	70	126	73	63	0	332

Scoring	TD	Ru	Pa	Rt	PAT	FG	2Pt	Pts
Moseley	0	0	0	0	25/28	14/25	0	67
Jackson	5	0	5	0			0	30
Bougness	4	2	2	0			0	24
Hawkins	4	0	4	0			0	24
Ballman	3	0	3	0			0	18
Snead	3	3	0	0			0	18
Pinder	2	2	0	0			0	12
Woodeshick	2	2	0	0			0	12
Arrington	1	1	0	0			0	6
Dirks	1	0	0	1			0	6
Hill	1	0	1	0			0	6
Preese	1	0	0	1			0	6
Watkins	1	1	0	0			0	6
Zabel	1	0	1	0			0	6
<b>Eagles</b>	<b>29</b>	<b>11</b>	<b>16</b>	<b>2</b>	<b>25/28</b>	<b>14/25</b>	<b>0</b>	<b>241</b>
<b>Opponents</b>	<b>36</b>	<b>16</b>	<b>16</b>	<b>4</b>	<b>na</b>	<b>27/na</b>	<b>na</b>	<b>332</b>

Kickoff Returns	No.	Yds	Avg	Lg	TD
Walik	32	805	25.2	82	0
Nelson	10	187	18.7	27	0
R.Jones	8	120	15.0	30	0
Hayes	6	107	17.8	23	0
Rossovich	1	22	22.0	22	0
Pettigrew	1	11	11.0	11	0
Hawkins	1	0	0.0	0	0
<b>Eagles</b>	<b>59</b>	<b>1252</b>	<b>21.2</b>	<b>82</b>	<b>0</b>
<b>Opponents</b>	<b>50</b>	<b>1030</b>	<b>20.6</b>	<b>na</b>	<b>na</b>

Sacks: Eagles 34.0, Opponents 23.0

Pro Bowl Selections: none

USUAL STARTERS			
WR	Ben Hawkins	LE	Ernie Calloway
LT	Wade Key	LT	Don Holtz
LG	Dick Hart	RT	Gary Pettigrew
C	Mike Evans	RE	Mel Tom
RG	Jim Scaggs	LLB	Adrian Young
RT	Joe Carollo	MLB	Tim Rossovich (8)
TE	Gary Ballman (8)		Dave Lloyd (5)
	Steve Zabel (6)	RLB	Ron Porter
WR	Harold Jackson	LCB	Ray Jones
QB	Norm Snead	RCB	Al Nelson
RB	Lee Bougness	S	Nate Ramsey (9)
RB	Cyril Pinder (7)	S	Steve Preece (8)
	Tom Woodeshick (6)		Ron Medved (6)

Passing	Att	Cmp	Yds	Cmp%	Yds/Att	TD	TD%	Int	Int%	Lg	Sk/Lost	Rat
Snead	335	181	2323	42.2	6.93	15	4.5	20	6.0	79t	21/181	66.1
Arrington	73	37	328	50.7	4.49	1	1.4	3	4.1	23	2/19	50.5
Ballman	1	0	0	0.0	0.00	0	0.0	0	0.0	0	0/0	39.6
Bougness	1	0	0	0.0	0.00	0	0.0	0	0.0	0	0/0	39.6
<b>Eagles</b>	<b>410</b>	<b>218</b>	<b>2651</b>	<b>53.2</b>	<b>6.47</b>	<b>16</b>	<b>3.9</b>	<b>23</b>	<b>5.6</b>	<b>79t</b>	<b>23/200</b>	<b>63.0</b>
<b>Opponents</b>	<b>313</b>	<b>161</b>	<b>2176</b>	<b>51.4</b>	<b>6.95</b>	<b>16</b>	<b>5.1</b>	<b>10</b>	<b>3.2</b>	<b>na</b>	<b>34/287</b>	<b>77.6</b>

# 1971 EAGLES STATISTICS



**Record: 6-7-1, 3rd in NFC East**  
**Head Coach: Jerry Williams (3) and Ed Khayat**

S-19	L	14-37	at Cincinnati	55,880
S-26	L	7-42	Dallas	65,358
O-03	L	3-31	San Francisco	65,358
O-10	L	0-13	Minnesota	65,358
O-17	L	10-34	at Oakland	54,615
O-24	W	23-7	NY Giants	65,358
O-31	W	17-16	Denver	65,358
N-07	T	7-7	at Washington	53,041
N-14	L	7-20	at Dallas	60,178
N-21	W	37-20	at St. Louis	48,658
N-28	L	13-20	Washington	65,358
D-05	W	23-20	at Detroit	54,418
D-12	W	19-7	St. Louis	65,358
D-19	W	41-28	at NY Giants	62,774

Rushing	No.	Yds	Avg	Lg	TD
Bull	94	351	3.7	39	0
Bougness	97	262	2.7	26	2
Woodeshick	66	188	2.8	19	0
A.Davis	47	163	3.5	21	1
Watkins	35	98	2.8	11	1
Baker	17	49	2.9	13	0
Jackson	5	41	8.2	18	0
Bailey	23	41	1.8	7	1
Liske	13	29	1.9	9	1
Arrington	5	23	4.6	11	0
Hawkins	4	8	2.0	10	0
Zabel	1	-5	-5.0	-5	0
<b>Eagles</b>	<b>407</b>	<b>1248</b>	<b>3.1</b>	<b>39</b>	<b>6</b>
<b>Opponents</b>	<b>450</b>	<b>1962</b>	<b>4.3</b>	<b>68t</b>	<b>16</b>

Score By Periods	Q1	Q2	Q3	Q4	OT	Pts
Eagles	51	66	42	62	0	221
Opponents	16	113	77	96	0	302

Scoring	TD	Ru	Pa	Rt	PAT	FG	2Pt	Pts
Dempsey	0	0	0	0	13/14	12/17	0	49
Hawkins	5	0	4	1			0	30
Feller	0	0	0	0	10/10	6/20	0	28
Bougness	3	2	1	0			0	18
Jackson	3	0	3	0			0	18
Nelson	2	0	0	2			0	12
Zabel	2	0	2	0			0	12
Bailey	1	1	0	0			0	6
Bull	1	0	1	0			0	6
A.Davis	1	1	0	0			0	6
Hobbs	1	0	0	1			0	6
Kramer	1	0	1	0			0	6
Liske	1	1	0	0			0	6
S.Smith	1	0	0	1			0	6
Watkins	1	1	0	0			0	6
Woodeshick	1	0	1	0			0	6
<b>Eagles</b>	<b>24</b>	<b>6</b>	<b>13</b>	<b>5</b>	<b>23/24</b>	<b>18/37</b>	<b>0</b>	<b>221</b>
<b>Opponents</b>	<b>36</b>	<b>16</b>	<b>16</b>	<b>4</b>	<b>35/36</b>	<b>17/30</b>	<b>0</b>	<b>302</b>

TEAM STATS	EAGLES	OPP
<b>Total First Downs</b>	<b>201</b>	<b>251</b>
Rushing	65	104
Passing	119	129
Penalty	17	18
<b>3rd Down: Made/Att</b>	<b>na</b>	<b>na</b>
3rd Down Pct.	na	na
<b>4th Down: Made/Att</b>	<b>na</b>	<b>na</b>
4th Down Pct.	na	na
<b>Possession Avg.</b>	<b>na</b>	<b>na</b>
<b>Total Net Yards</b>	<b>3571</b>	<b>4622</b>
Avg. Per Game	255.1	330.1
Total Plays	823	889
Avg. Per Play	4.3	5.2
<b>Net Yards Rushing</b>	<b>1248</b>	<b>1962</b>
Avg. Per Game	89.1	140.1
Total Rushes	407	450
<b>Net Yards Passing</b>	<b>2323</b>	<b>2660</b>
Avg. Per Game	165.9	190.0
Sacked/Yards Lost	26/229	32/311
Gross Yards	2552	2971
Att./Completions	534/282	407/220
Completion Pct.	51.3	54.1
Had Intercepted	20	22
<b>Punts/Average</b>	<b>75/41.9</b>	<b>57/40.4</b>
<b>Net Punting Avg.</b>	<b>na</b>	<b>na</b>
<b>Penalties/Yards</b>	<b>81/838</b>	<b>94/908</b>
<b>Fumbles/Ball Lost</b>	<b>21/15</b>	<b>34/25</b>
<b>Touchdowns</b>	<b>24</b>	<b>36</b>
Rushing	6	16
Passing	13	16
Returns	5	4

Receiving	No.	Yds	Avg	Lg	TD
Jackson	47	716	15.2	69t	3
Hawkins	37	650	17.6	65	4
Bougness	24	170	7.1	27	1
Carmichael	20	288	14.4	50	0
Ballman	13	238	18.3	57	0
A.Davis	11	46	4.2	12	0
Bull	9	75	8.3	15	1
Hill	7	92	13.1	35	0
Bailey	7	55	7.9	24	0
Kramer	6	65	10.8	17	1
Watkins	6	40	6.7	10	0
Woodeshick	6	36	6.0	11	1
Baker	4	36	9.0	14	0
Zabel	2	4	2.0	3t	2
Whalen	1	41	41.0	41	0
<b>Eagles</b>	<b>200</b>	<b>2552</b>	<b>12.8</b>	<b>69t</b>	<b>13</b>
<b>Opponents</b>	<b>220</b>	<b>2971</b>	<b>13.5</b>	<b>90t</b>	<b>16</b>

Punting	No	Yds	Avg	Net	TB	Lg	B
McNeil	73	3063	42.0	na	na	64	1
Bradley	2	76	38.0	na	na	45	0
<b>Eagles</b>	<b>75</b>	<b>3139</b>	<b>41.9</b>	<b>na</b>	<b>na</b>	<b>64</b>	<b>1</b>
<b>Opponents</b>	<b>57</b>	<b>2308</b>	<b>40.4</b>	<b>na</b>	<b>na</b>	<b>57</b>	<b>1</b>

INTs	No.	Yds	Avg	Lg	TD
Bradley	11	248	22.5	51	0
Keyes	6	31	5.2	17	0
Nelson	2	63	31.5	44	1
Rossovich	1	24	24.0	24	0
Hultz	1	4	4.0	4	0
Zabel	1	4	4.0	4	0
<b>Eagles</b>	<b>22</b>	<b>374</b>	<b>17.0</b>	<b>51</b>	<b>1</b>
<b>Opponents</b>	<b>20</b>	<b>359</b>	<b>12.9</b>	<b>46</b>	<b>1</b>

Kickoff Returns	No.	Yds	Avg	Lg	TD
Nelson	13	358	27.5	51	0
Walik	14	369	26.4	52	0
Thrower	12	299	24.9	45	0
Pettigrew	2	37	28.5	21	0
Jackson	2	48	24.0	28	0
A.Davis	2	44	22.0	25	0
Harris	2	28	14.0	21	0
Kramer	1	0	0.0	0	0
Zabel	1	0	0.0	0	0
<b>Eagles</b>	<b>49</b>	<b>1183</b>	<b>24.1</b>	<b>52</b>	<b>0</b>
<b>Opponents</b>	<b>48</b>	<b>1103</b>	<b>22.9</b>	<b>103t</b>	<b>1</b>

Sacks: Eagles 32.0, Opponents 26.0

Pro Bowl Selections: S Bill Bradley

Passing	Att	Cmp	Yds	Cmp%	Yds/Att	TD	TD%	Int	Int%	Lg	Sk/Lost	Rat
Liske	269	143	1957	53.2	7.28	11	4.1	15	5.6	69t	13/134	67.1
Arrington	118	55	576	46.6	4.88	2	1.7	5	4.2	65	13/95	49.3
Bull	1	1	15	100.0	15.00	0	0.0	0	0.0	15	0/0	118.8
Ward	1	1	4	100.0	4.00	0	0.0	0	0.0	4	0/0	83.3
A.Davis	1	0	0	0.0	0.00	0	0.0	0	0.0	0	0/0	39.6
<b>Eagles</b>	<b>390</b>	<b>200</b>	<b>2552</b>	<b>51.3</b>	<b>6.54</b>	<b>13</b>	<b>3.3</b>	<b>20</b>	<b>5.1</b>	<b>69t</b>	<b>26/229</b>	<b>61.8</b>
<b>Opponents</b>	<b>407</b>	<b>220</b>	<b>2971</b>	<b>54.1</b>	<b>7.30</b>	<b>16</b>	<b>3.9</b>	<b>22</b>	<b>5.4</b>	<b>90t</b>	<b>32/311</b>	<b>68.1</b>

USUAL STARTERS			
WR	Harold Jackson	LDE	Richard Harris
LT	Wade Key	LDT	Don Hultz
LG	Harry Allison	RDT	Ernie Calloway (8)
C	Mike Evans		Gary Pettigrew (6)
RG	Mark Nordquist	RDE	Mel Tom
RT	Steve Smith	LLB	Steve Zabel
TE	Gary Ballman (6)	MLB	Tim Rossovich
	Harold Carmichael (3)	RLB	Ron Porter
	Kent Kramer (3)	LCB	Al Nelson
WR	Ben Hawkins	RCB	Nate Ramsey
QB	Pete Liske	LS	Leroy Keyes
RB	Ron Bull (9)	RS	Bill Bradley
RB	Lee Bougness (7)		
	Al Davis (6)		
	Tom Woodeshick (5)		

# 1972 EAGLES STATISTICS



Record: 2-11-1, 5th in NFC East					
Head Coach: Ed Khayat					
S-17	L	6-28	at Dallas	58,850	
S-24	L	17-27	Cleveland	65,720	
O-02	L	12-27	NY Giants	65,720	
O-08	L	0-14	at Washington	53,039	
O-15	L	3-34	LA Rams	65,720	
O-22	W	21-20	at Kansas City	78,389	
O-29	L	3-21	at New Orleans	65,664	
N-05	T	6-6	St. Louis	65,720	
N-12	W	18-17	at Houston	34,175	
N-19	L	7-28	Dallas	65,720	
N-26	L	10-62	at NY Giants	62,586	
D-03	L	7-23	Washington	65,720	
D-10	L	12-21	Chicago	65,720	
D-17	L	23-24	at St. Louis	34,827	

TEAM STATS	EAGLES	OPP
<b>Total First Downs</b>	<b>201</b>	<b>268</b>
Rushing	78	137
Passing	110	117
Penalty	13	14
<b>3rd Down: Made/Att</b>	<b>na</b>	<b>na</b>
3rd Down Pct.	na	na
<b>4th Down: Made/Att</b>	<b>na</b>	<b>na</b>
4th Down Pct.	na	na
<b>Possession Avg.</b>	<b>na</b>	<b>na</b>
<b>Total Net Yards</b>	<b>3463</b>	<b>4738</b>
Avg. Per Game	247.4	338.5
Total Plays	826	878
Avg. Per Play	4.2	5.4
<b>Net Yards Rushing</b>	<b>1393</b>	<b>2266</b>
Avg. Per Game	99.5	161.9
Total Rushes	398	543
<b>Net Yards Passing</b>	<b>2070</b>	<b>2472</b>
Avg. Per Game	147.9	176.6
Sacked/Yards Lost	53/457	17/143
Gross Yards	2527	2615
Att./Completions	375/184	318/175
Completion Pct.	49.1	55.0
Had Intercepted	20	19
<b>Punts/Average</b>	<b>63/40.3</b>	<b>54/40.5</b>
<b>Net Punting Avg.</b>	<b>na</b>	<b>na</b>
<b>Penalties/Yards</b>	<b>76/690</b>	<b>72/637</b>
<b>Fumbles/Ball Lost</b>	<b>35/18</b>	<b>29/8</b>
<b>Touchdowns</b>	<b>12</b>	<b>43</b>
Rushing	2	22
Passing	10	20
Returns	0	1

Rushing	No.	Yds	Avg	Lg	TD
James	182	565	3.1	22	0
Baker	90	322	3.6	14	0
Watkins	67	262	3.9	28	1
Reaves	18	109	6.3	16	1
Jackson	9	76	8.4	34	0
Bailey	7	22	3.1	5	0
Liske	7	20	2.9	9	0
Sullivan	13	13	1.0	4	0
Crowe	1	2	2.0	2	0
Arrington	1	2	2.0	2	0
Hawkins	3	0	0.0	12	0
<b>Eagles</b>	<b>398</b>	<b>1393</b>	<b>3.5</b>	<b>34</b>	<b>2</b>
<b>Opponents</b>	<b>543</b>	<b>2266</b>	<b>4.2</b>	<b>43</b>	<b>22</b>

Receiving	No.	Yds	Avg	Lg	TD
Jackson	62	1048	16.9	77	4
Hawkins	30	512	17.1	67	1
Carmichael	20	276	13.8	54	2
James	20	156	7.8	35	1
Baker	16	114	7.1	14	0
Kramer	11	17	16.0	29	1
Ballman	9	183	20.3	43	0
Watkins	6	-2	-0.3	4	0
Bailey	5	32	6.4	9	0
Sullivan	4	17	4.3	7	0
Walik	1	15	15.0	15t	1
<b>Eagles</b>	<b>184</b>	<b>2527</b>	<b>13.8</b>	<b>77</b>	<b>10</b>
<b>Opponents</b>	<b>175</b>	<b>2615</b>	<b>14.9</b>	<b>65</b>	<b>20</b>

INTs	No.	Yds	Avg	Lg	TD
Bradley	9	73	8.1	21	0
Ramsey	3	14	4.7	10	0
Porter	2	10	5.0	7	0
Keyes	2	0	0.0	0	0
Bunting	1	45	45.0	45	0
Allen	1	15	15.0	15	0
Absher	1	7	7.0	7	0
<b>Eagles</b>	<b>19</b>	<b>158</b>	<b>17.6</b>	<b>33</b>	<b>0</b>
<b>Opponents</b>	<b>18</b>	<b>319</b>	<b>17.7</b>	<b>70t</b>	<b>2</b>

Punting	No	Yds	Avg	Net	TB	Lg	B
Bradley	56	2250	40.2	na	na	60	0
McNeill	7	290	41.4	na	na	51	0
<b>Eagles</b>	<b>63</b>	<b>2540</b>	<b>40.3</b>	<b>na</b>	<b>na</b>	<b>60</b>	<b>0</b>
<b>Opponents</b>	<b>54</b>	<b>2189</b>	<b>40.5</b>	<b>na</b>	<b>na</b>	<b>67</b>	<b>2</b>

Punt Returns	Ret	FC	Yds	Avg	Lg	TD
Bradley	22	7	155	7.0	60	0
Walik	3	1	4	1.3	10	0
Winfield	1	0	12	12.0	12	0
Gibbs	1	0	8	8.0	8	0
<b>Eagles</b>	<b>27</b>	<b>8</b>	<b>179</b>	<b>6.6</b>	<b>60</b>	<b>0</b>
<b>Opponents</b>	<b>26</b>	<b>28</b>	<b>137</b>	<b>5.3</b>	<b>48</b>	<b>0</b>

Score By Periods	Q1	Q2	Q3	Q4	OT	Pts
Eagles	46	56	16	27	0	145
Opponents	60	108	100	84	0	352

Scoring	TD	Ru	Pa	Rt	PAT	FG	2Pt	Pts
Dempsey	0	0	0	0	11/12	20/35	0	71
Jackson	4	0	4	0			0	24
Carmichael	2	0	2	0			0	12
Hawkins	1	0	1	0			0	6
Kramer	1	0	1	0			0	6
James	1	0	1	0			0	6
Reaves	1	1	0	0			0	6
Walik	1	0	1	0			0	6
Watkins	1	1	0	0			0	6
Bunting/Coleman (safety)	0	0	0	0			0	2
<b>Eagles</b>	<b>12</b>	<b>2</b>	<b>10</b>	<b>0</b>	<b>11/12</b>	<b>20/35</b>	<b>0</b>	<b>145</b>
<b>Opponents</b>	<b>43</b>	<b>22</b>	<b>20</b>	<b>1</b>	<b>42/43</b>	<b>16/25</b>	<b>0</b>	<b>352</b>

\* Opponents registered two safeties

Kickoff Returns	No.	Yds	Avg	Lg	TD
Nelson	25	728	29.1	78	0
Walik	21	466	22.2	35	0
Sullivan	3	72	24.0	34	0
Gibbs	3	61	20.3	23	0
Winfield	3	9	3.0	9	0
Bradley	1	20	20.0	20	0
Pettigrew	1	17	17.0	17	0
Bailey	1	2	2.0	2	0
Overmyer	1	0	0.0	0	0
<b>Eagles</b>	<b>59</b>	<b>1339</b>	<b>22.7</b>	<b>78</b>	<b>0</b>
<b>Opponents</b>	<b>41</b>	<b>886</b>	<b>21.6</b>	<b>48</b>	<b>0</b>

Sacks: Eagles 17.0, Opponents 53.0

Pro Bowl Selections: S Bill Bradley, WR Harold Jackson

USUAL STARTERS			
WR	Harold Jackson	LDE	Richard Harris
LT	Wade Key	LDT	Don Hultz
LG	Tom Luken (8)	RDT	Houston Antwine
	Jim Skaggs (6)	RDE	Mel Tom
C	Mike Evans	LLB	Ron Porter
RG	Mark Nordquist	MLB	Chuck Allen (8)
RT	Steve Smith		Steve Zabel (6)
TE	Kent Kramer (8)	RLB	Bob Creech
	Gary Ballman (4)	LCB	Al Nelson
WR	Ben Hawkins	RCB	Nate Ramsey
QB	Pete Liske (7)	LS	Leroy Keyes
	John Reaves (7)	RS	Bill Bradley
RB	Ron James		
RB	Larry Watkins (8)		
	Tony Baker (6)		

Passing	Att	Cmp	Yds	Cmp%	Yds/Att	TD	TD%	Int	Int%	Lg	Sk/Lost	Rat
Reaves	224	108	1508	48.2	6.73	7	3.1	12	5.4	77	38/322	58.4
Liske	138	71	973	51.5	7.05	3	2.2	7	5.1	67	11/107	60.4
Arrington	13	5	46	38.5	3.54	0	0.0	1	7.7	16	4/28	16.8
<b>Eagles</b>	<b>375</b>	<b>184</b>	<b>2527</b>	<b>49.1</b>	<b>6.74</b>	<b>10</b>	<b>2.7</b>	<b>20</b>	<b>5.3</b>	<b>77</b>	<b>53/457</b>	<b>57.7</b>
<b>Opponents</b>	<b>318</b>	<b>175</b>	<b>2615</b>	<b>55.0</b>	<b>8.22</b>	<b>20</b>	<b>6.3</b>	<b>19</b>	<b>6.0</b>	<b>65</b>	<b>17/143</b>	<b>78.3</b>



# 1973 EAGLES STATISTICS



Record: 5-8-1, 3rd in NFC East					
Head Coach: Mike McCormack					
S-16	L	23-34	St. Louis	61,103	
S-23	T	23-23	at NY Giants	62,289	
S-30	L	7-28	Washington	64,147	
O-07	L	26-27	at Buffalo	72,364	
O-14	W	27-24	at St. Louis	44,400	
O-21	L	21-28	at Minnesota	47,478	
O-28	W	30-16	Dallas	63,300	
N-04	W	24-23	New England	65,070	
N-11	L	27-44	Atlanta	63,114	
N-18	L	10-31	at Dallas	59,375	
N-25	W	20-16	NY Giants	63,086	
D-02	L	28-38	at San Francisco	51,155	
D-09	W	24-23	NY Jets	34,621	
D-16	L	20-38	at Washington	49,484	

TEAM STATS	EAGLES	OPP
<b>Total First Downs</b>	<b>267</b>	<b>286</b>
Rushing	103	136
Passing	147	135
Penalty	17	15
<b>3rd Down: Made/Att</b>	<b>na</b>	<b>na</b>
3rd Down Pct.	na	na
<b>4th Down: Made/Att</b>	<b>na</b>	<b>na</b>
4th Down Pct.	na	na
<b>Possession Avg.</b>	<b>na</b>	<b>na</b>
<b>Total Net Yards</b>	<b>4798</b>	<b>5062</b>
Avg. Per Game	342.1	361.2
Total Plays	930	903
Avg. Per Play	5.1	5.6
<b>Net Yards Rushing</b>	<b>1791</b>	<b>2423</b>
Avg. Per Game	127.9	172.7
Total Rushes	417	512
<b>Net Yards Passing</b>	<b>2998</b>	<b>2639</b>
Avg. Per Game	214.1	188.5
Sacked/Yards Lost	34/238	21/150
Gross Yards	3236	2789
Att./Completions	479/275	370/219
Completion Pct.	57.4	59.2
Had Intercepted	13	15
<b>Punts/Average</b>	<b>64/40.8</b>	<b>49/39.9</b>
<b>Net Punting Avg.</b>	<b>na</b>	<b>na</b>
<b>Penalties/Yards</b>	<b>61/566</b>	<b>73/692</b>
<b>Fumbles/Ball Lost</b>	<b>41/15</b>	<b>31/15</b>
<b>Touchdowns</b>	<b>34</b>	<b>47</b>
Rushing	9	22
Passing	23	22
Returns	2	3

Rushing	No.	Yds	Avg	Lg	TD
Sullivan	217	968	4.5	37	4
Bulaich	106	436	4.1	20	1
James	36	178	4.9	24	1
Bailey	20	91	4.5	15	0
Carmichael	3	42	14.0	23	0
Bouggess	15	34	2.3	11	1
Young	4	24	6.0	17t	1
Gabriel	12	10	0.8	5	1
Oliver	1	6	6.0	6	0
Reaves	2	2	1.0	3	0
Bradley	1	0	0.0	0	0
<b>Eagles</b>	<b>417</b>	<b>1791</b>	<b>4.3</b>	<b>37</b>	<b>9</b>
<b>Opponents</b>	<b>512</b>	<b>2423</b>	<b>4.7</b>	<b>54</b>	<b>22</b>

Receiving	No.	Yds	Avg	Lg	TD
Carmichael	67	1116	16.6	73	9
Young	55	854	15.5	80t	6
Sullivan	50	322	6.4	29	1
Bulaich	42	403	9.6	80t	3
Zimmerman	22	220	10.0	30t	3
James	17	94	5.5	13	0
Bailey	10	80	8.0	19	1
Hawkins	6	114	19.0	37	0
Bouggess	4	18	4.5	6	0
Oliver	1	9	9.0	9	0
Davis	1	6	6.0	6	0
<b>Eagles</b>	<b>275</b>	<b>3236</b>	<b>11.8</b>	<b>80t</b>	<b>23</b>
<b>Opponents</b>	<b>219</b>	<b>2789</b>	<b>12.7</b>	<b>65t</b>	<b>22</b>

INTs	No.	Yds	Avg	Lg	TD
Logan	5	38	7.6	30	0
Bradley	4	21	5.2	18	0
Outlaw	2	48	24.0	45t	1
Zabel	2	13	6.5	7	0
Sodaski	1	0	0.0	0	0
Wirgowski	1	0	0.0	0	0
<b>Eagles</b>	<b>15</b>	<b>120</b>	<b>8.0</b>	<b>45t</b>	<b>1</b>
<b>Opponents</b>	<b>13</b>	<b>287</b>	<b>22.1</b>	<b>56</b>	<b>1</b>

Punting	No	Yds	Avg	Net	TB	Lg	B
McNeill	46	1881	40.9	na	na	66	0
Bradley	18	735	40.8	na	na	61	0
<b>Eagles</b>	<b>64</b>	<b>2616</b>	<b>40.8</b>	<b>na</b>	<b>na</b>	<b>66</b>	<b>0</b>
<b>Opponents</b>	<b>49</b>	<b>1957</b>	<b>39.9</b>	<b>na</b>	<b>na</b>	<b>62</b>	<b>0</b>

Punt Returns	Ret	FC	Yds	Avg	Lg	TD
Bradley	8	12	106	13.3	43	0
Alexander	5	5	10	2.0	5	0
Davis	2	0	0	0.0	4	0
<b>Eagles</b>	<b>15</b>	<b>17</b>	<b>116</b>	<b>7.7</b>	<b>43</b>	<b>0</b>
<b>Opponents</b>	<b>35</b>	<b>16</b>	<b>376</b>	<b>10.7</b>	<b>57</b>	<b>0</b>

Score By Periods	Q1	Q2	Q3	Q4	OT	Pts
Eagles	55	77	103	75	0	310
Opponents	90	121	61	121	0	393

Scoring	TD	Ru	Pa	Rt	PAT	FG	2Pt	Pts
Dempsey	0	0	0	0	34/34	24/40	0	106
Carmichael	9	0	9	0			0	54
Young	7	1	6	0			0	42
Sullivan	5	4	1	0			0	30
Bulaich	4	1	3	0			0	24
Zimmerman	3	0	3	0			0	18
Bailey	1	0	1	0			0	6
Bouggess	1	1	0	0			0	6
Gabriel	1	1	0	0			0	6
James	1	1	0	0			0	6
Outlaw	1	0	0	1			0	6
Wynn	1	0	0	1			0	6
<b>Eagles</b>	<b>34</b>	<b>9</b>	<b>23</b>	<b>2</b>	<b>34/34</b>	<b>24/40</b>	<b>0</b>	<b>310</b>
<b>Opponents</b>	<b>47</b>	<b>22</b>	<b>22</b>	<b>3</b>	<b>45/47</b>	<b>22/40</b>	<b>0</b>	<b>393</b>

Kickoff Returns	No.	Yds	Avg	Lg	TD
James	16	413	25.8	36	0
Sullivan	12	280	23.3	32	0
Nelson	11	264	24.0	53	0
Davis	10	236	23.6	28	0
Alexander	9	189	21.0	25	0
Coleman	2	24	12.0	19	0
Bailey	2	18	9.0	18	0
Oliver	1	17	17.0	17	0
<b>Eagles</b>	<b>63</b>	<b>1441</b>	<b>22.9</b>	<b>53</b>	<b>0</b>
<b>Opponents</b>	<b>55</b>	<b>1246</b>	<b>22.6</b>	<b>101t</b>	<b>1</b>

Sacks: Eagles 21.0, Opponents 34.0

Pro Bowl Selections: S Bill Bradley, WR Harold Carmichael, QB Roman Gabriel, TE Charles Young

USUAL STARTERS			
WR	Don Zimmerman	LDE	Dennis Wirgowski (8)
LT	Steve Smith		Jerry Philbin (6)
LG	Wade Key (9)	LDT	Gary Pettigrew
	Vern Winfield (5)	RDT	Richard Harris
C	Guy Morriss (9)	RDE	Will Wynn
	Mike Evans (5)	LLB	Steve Zabel
RG	Mark Nordquist	MLB	Marlin McKeever
RT	Jerry Sisemore	RLB	John Sodaski (9)
TE	Charles Young		John Bunting (5)
WR	Harold Carmichael	LCB	John Outlaw
QB	Roman Gabriel	RCB	Joe Lavender
RB	Tom Sullivan	LS	Randy Logan
RB	Norm Bulaich	RS	Bill Bradley

Passing	Att	Cmp	Yds	Cmp%	Yds/Att	TD	TD%	Int	Int%	Lg	Sk/Lost	Rat
Gabriel	460	270	3219	58.7	7.00	23	5.0	12	2.6	80t	31/219	85.9
Reaves	19	5	17	26.3	8.95	0	0.0	1	5.3	6	3/19	17.7
<b>Eagles</b>	<b>479</b>	<b>275</b>	<b>3236</b>	<b>57.4</b>	<b>6.76</b>	<b>23</b>	<b>4.8</b>	<b>13</b>	<b>2.7</b>	<b>80t</b>	<b>34/238</b>	<b>82.8</b>
<b>Opponents</b>	<b>370</b>	<b>219</b>	<b>2789</b>	<b>59.2</b>	<b>7.54</b>	<b>22</b>	<b>5.9</b>	<b>15</b>	<b>4.1</b>	<b>65t</b>	<b>21/150</b>	<b>85.7</b>

# 1974 EAGLES STATISTICS



Record: 7-7, 4th in NFC East				
Head Coach: Mike McCormack				
S-15	L	3-7	at St. Louis	40,322
S-23	W	13-10	Dallas	64,088
S-29	W	30-10	Baltimore	64,205
O-06	W	13-7	at San Diego	36,124
O-13	W	35-7	NY Giants	64,801
O-20	L	24-31	at Dallas	43,586
O-27	L	10-14	at New Orleans	64,257
N-03	L	0-27	at Pittsburgh	47,996
N-10	L	20-27	Washington	65,947
N-17	L	3-13	St. Louis	61,982
N-24	L	7-26	at Washington	54,395
D-01	W	36-14	Green Bay	42,030
D-08	W	20-7	at NY Giants	46,889
D-15	W	28-17	Detroit	57,157

## TEAM STATS

	EAGLES	OPP
<b>Total First Downs</b>	<b>244</b>	<b>248</b>
Rushing	79	105
Passing	141	129
Penalty	24	14
<b>3rd Down: Made/Att</b>	<b>na</b>	<b>na</b>
3rd Down Pct.	na	na
<b>4th Down: Made/Att</b>	<b>na</b>	<b>na</b>
4th Down Pct.	na	na
<b>Possession Avg.</b>	<b>na</b>	<b>na</b>
<b>Total Net Yards</b>	<b>3597</b>	<b>4270</b>
Avg. Per Game	256.9	305.0
Total Plays	917	922
Avg. Per Play	3.9	4.6
<b>Net Yards Rushing</b>	<b>1385</b>	<b>1797</b>
Avg. Per Game	98.9	128.3
Total Rushes	415	460
<b>Net Yards Passing</b>	<b>2212</b>	<b>2473</b>
Avg. Per Game	158.0	176.6
Sacked/Yards Lost	42/319	28/211
Gross Yards	2531	2684
Att./Completions	461/258	434/230
Completion Pct.	55.9	52.9
Had Intercepted	17	18
<b>Punts/Average</b>	<b>84/36.0</b>	<b>73/39.0</b>
<b>Net Punting Avg.</b>	<b>na</b>	<b>na</b>
<b>Penalties/Yards</b>	<b>76/722</b>	<b>86/722</b>
<b>Fumbles/Ball Lost</b>	<b>32/12</b>	<b>36/16</b>
<b>Touchdowns</b>	<b>31</b>	<b>26</b>
Rushing	13	14
Passing	14	9
Returns	4	3

Rushing	No.	Yds	Avg	Lg	TD
Sullivan	244	760	3.1	28t	11
James	67	276	4.1	15	2
Bulaich	50	152	3.0	13	0
Gabriel	14	76	5.4	11	0
Young	6	38	6.3	14	0
Bailey	10	32	3.2	11	0
Boryla	6	25	4.2	11	0
Oliver	7	19	2.7	7	0
Reaves	1	8	8.0	8	0
Jackson	7	3	0.4	2	0
<b>Eagles</b>	<b>412</b>	<b>1389</b>	<b>3.3</b>	<b>28t</b>	<b>13</b>
<b>Opponents</b>	<b>460</b>	<b>1797</b>	<b>3.9</b>	<b>34</b>	<b>14</b>

Receiving	No.	Yds	Avg	Lg	TD
Young	63	696	11.0	29	3
Carmichael	56	649	11.6	39	8
Sullivan	39	312	8.0	23	1
James	33	230	6.9	34	0
Zimmerman	30	368	12.3	64t	2
Bulaich	28	204	7.2	26	0
Bailey	6	27	4.5	15	0
Jackson	2	17	8.5	9	0
C.Smith	1	28	28.0	28	0
<b>Eagles</b>	<b>258</b>	<b>2531</b>	<b>9.8</b>	<b>64t</b>	<b>14</b>
<b>Opponents</b>	<b>230</b>	<b>2684</b>	<b>11.6</b>	<b>57</b>	<b>9</b>

INTs	No.	Yds	Avg	Lg	TD
Bergey	5	57	11.4	27	0
Bunting	2	23	11.5	12	0
Outlaw	2	22	11.0	22	0
Bradley	2	19	9.5	10	0
Zabel	2	12	6.0	7	0
Logan	2	2	1.0	2	0
Lavender	1	37	37.0	37t	1
Patton	1	4	4.0	4	0
Halverson	1	0	0.0	0	0
<b>Eagles</b>	<b>18</b>	<b>176</b>	<b>9.8</b>	<b>37t</b>	<b>1</b>
<b>Opponents</b>	<b>17</b>	<b>362</b>	<b>21.3</b>	<b>54</b>	<b>1</b>

Punting	No	Yds	Avg	Net	TB	Lg	B
Kersey	82	2959	36.1	na	na	59	0
Bradley	2	67	33.5	na	na	35	0
<b>Eagles</b>	<b>84</b>	<b>3026</b>	<b>36.0</b>	<b>na</b>	<b>na</b>	<b>59</b>	<b>2</b>
<b>Opponents</b>	<b>73</b>	<b>2851</b>	<b>39.0</b>	<b>na</b>	<b>na</b>	<b>59</b>	<b>1</b>

Punt Returns	Ret	FC	Yds	Avg	Lg	TD
Bradley	22	5	248	11.3	22	0
Marshall	8	0	72	9.0	21	0
C.Smith	4	0	7	1.8	11	0
Reeves	3	0	12	4.0	9	0
<b>Eagles</b>	<b>37</b>	<b>5</b>	<b>339</b>	<b>9.2</b>	<b>22</b>	<b>0</b>
<b>Opponents</b>	<b>37</b>	<b>14</b>	<b>252</b>	<b>6.8</b>	<b>19</b>	<b>0</b>

Score By Periods	Q1	Q2	Q3	Q4	OT	Pts
Eagles	49	88	75	30	0	242
Opponents	34	65	65	53	0	217

Scoring	TD	Ru	Pa	Rt	PAT	FG	2Pt	Pts
Sullivan	12	11	1	0				0 72
Dempsey	0	0	0	0	26/30	10/16		0 56
Carmichael	8	0	8	0				0 48
Young	3	0	3	0				0 18
James	2	2	0	0				0 12
Lavender	2	0	0	2				0 12
Zimmerman	2	0	2	0				0 12
Dunstan	1	0	0	1				0 6
Wynn	1	0	0	1				0 6

<b>Eagles</b>	<b>31</b>	<b>13</b>	<b>14</b>	<b>4</b>	<b>26/30</b>	<b>10/16</b>	<b>0</b>	<b>242</b>
<b>Opponents</b>	<b>26</b>	<b>14</b>	<b>9</b>	<b>3</b>	<b>25/26</b>	<b>12/25</b>	<b>0</b>	<b>217</b>

Kickoff Returns	No.	Yds	Avg	Lg	TD
Marshall	16	412	25.8	44	0
Jackson	14	339	24.2	52	0
James	12	238	19.8	29	0
Kramer	2	39	19.5	23	0
Kirksey	1	19	19.0	19	0
Bailey	1	14	14.0	14	0
Chesson	1	1	1.0	1	0
Zimmerman	1	0	0.0	0	0
<b>Eagles</b>	<b>48</b>	<b>1062</b>	<b>22.1</b>	<b>52</b>	<b>0</b>
<b>Opponents</b>	<b>46</b>	<b>1030</b>	<b>22.4</b>	<b>102t</b>	<b>1</b>

Sacks: Eagles 28.0, Opponents 42.0

Pro Bowl Selections: LB Bill Bergey, TE Charles Young

## USUAL STARTERS

WR	Harold Carmichael	LDE	Will Wynn
LT	Steve Smith	LDT	Bill Dunstan
LG	Wade Key	RDT	Jerry Patton
C	Guy Morriss	RDE	Joe Jones
RG	Mark Nordquist	LLB	Steve Zabel
RT	Jerry Sisemore	MLB	Bill Bergey
TE	Charles Young	RLB	John Bunting
WR	Don Zimmerman	LCB	John Outlaw
QB	Roman Gabriel	RCB	Joe Lavender
RB	Tom Sullivan	LS	Randy Logan
RB	Norm Bulaich (8)	RS	Bill Bradley
	Po James (5)		

Passing	Att	Cmp	Yds	Cmp%	Yds/Att	TD	TD%	Int	Int%	Lg	Sk/Lost	Rat
Gabriel	338	193	1867	57.1	5.52	9	2.7	12	3.6	64t	35/259	66.8
Boryla	102	60	580	58.8	5.69	5	4.9	3	2.9	29	4/39	78.9
Reaves	20	5	84	25.0	4.20	0	0.0	2	10.0	29	3/21	5.0
<b>Eagles</b>	<b>460</b>	<b>258</b>	<b>2531</b>	<b>56.1</b>	<b>5.50</b>	<b>14</b>	<b>3.0</b>	<b>17</b>	<b>3.7</b>	<b>64t</b>	<b>42/319</b>	<b>66.5</b>
<b>Opponents</b>	<b>434</b>	<b>230</b>	<b>2684</b>	<b>53.0</b>	<b>6.18</b>	<b>9</b>	<b>2.1</b>	<b>18</b>	<b>4.1</b>	<b>57</b>	<b>28/211</b>	<b>61.6</b>

# 1975 EAGLES STATISTICS



Record: 4-10, 5th in NFC East					
Head Coach: Mike McCormack					
S-21	L	14-23	NY Giants	60,798	
S-28	L	13-15	at Chicago	54,392	
O-05	W	26-10	Washington	64,397	
O-12	L	16-24	at Miami	60,127	
O-19	L	20-31	at St. Louis	45,242	
O-26	L	17-20	Dallas	64,889	
N-03	L	3-42	LA Rams	64,601	
N-09	L	23-24	St. Louis	60,277	
N-16	W	13-10	at NY Giants	53,434	
N-23	L	17-27	at Dallas	57,893	
N-30	W	27-17	San Francisco	56,694	
D-07	L	0-31	Cincinnati	56,984	
D-14	L	10-25	at Denver	37,080	
D-21	W	26-3	at Washington	49,385	

TEAM STATS	EAGLES	OPP
<b>Total First Downs</b>	<b>237</b>	<b>275</b>
Rushing	84	130
Passing	134	123
Penalty	19	22
<b>3rd Down: Made/Att</b>	<b>na</b>	<b>na</b>
3rd Down Pct.	na	na
<b>4th Down: Made/Att</b>	<b>na</b>	<b>na</b>
4th Down Pct.	na	na
<b>Possession Avg.</b>	<b>na</b>	<b>na</b>
<b>Total Net Yards</b>	<b>4142</b>	<b>4771</b>
Avg. Per Game	295.9	340.8
Total Plays	949	970
Avg. Per Play	4.4	4.9
<b>Net Yards Rushing</b>	<b>1702</b>	<b>2233</b>
Avg. Per Game	121.6	159.5
Total Rushes	461	529
<b>Net Yards Passing</b>	<b>2440</b>	<b>2538</b>
Avg. Per Game	174.3	181.3
Sacked/Yards Lost	30/200	17/120
Gross Yards	2640	2658
Att./Completions	458/238	424/226
Completion Pct.	52.0	53.3
Had Intercepted	23	26
<b>Punts/Average</b>	<b>83/38.9</b>	<b>65/37.0</b>
<b>Net Punting Avg.</b>	<b>na</b>	<b>na</b>
<b>Penalties/Yards</b>	<b>81/744</b>	<b>96/769</b>
<b>Fumbles/Ball Lost</b>	<b>29/12</b>	<b>30/18</b>
<b>Touchdowns</b>	<b>24</b>	<b>36</b>
Rushing	3	20
Passing	19	13
Returns	2	3

Rushing	No.	Yds	Avg	Lg	TD
Sullivan	173	632	3.7	28	0
McAlister	103	335	3.3	18	1
Malone	101	325	3.2	18	0
James	43	196	4.6	51	1
Smith	9	85	9.4	36	0
Gabriel	13	70	5.4	39	1
Boryla	8	33	4.1	11	0
Tarver	7	20	2.8	9	0
Carmichael	1	6	6.0	6	0
Young	2	1	0.5	3	0
S.Jones	1	-1	-1.0	-1	0
<b>Eagles</b>	<b>461</b>	<b>1702</b>	<b>3.7</b>	<b>51</b>	<b>3</b>
<b>Opponents</b>	<b>529</b>	<b>2233</b>	<b>4.2</b>	<b>32</b>	<b>20</b>

Receiving	No.	Yds	Avg	Lg	TD
Young	49	659	13.4	47	3
Carmichael	49	639	13.0	62t	7
C.Smith	37	515	13.9	46	6
James	32	267	8.3	47t	1
Sullivan	28	276	9.9	35	0
Malone	20	120	6.0	15	0
McAlister	17	134	7.8	39t	2
Tarver	5	14	2.8	8	0
Krepfle	1	16	16.0	16	0
<b>Eagles</b>	<b>238</b>	<b>2640</b>	<b>11.1</b>	<b>62t</b>	<b>19</b>
<b>Opponents</b>	<b>226</b>	<b>2658</b>	<b>11.8</b>	<b>66t</b>	<b>13</b>

INTs	No.	Yds	Avg	Lg	TD
Bradley	5	56	11.2	20	0
Outlaw	5	23	4.6	23	0
LeMaster	4	133	33.3	89t	1
Parker	4	15	3.8	11	0
Lavender	3	59	19.7	36t	1
Bergey	3	48	16.0	20	0
Bunting	1	6	6.0	6	0
Logan	1	4	4.0	4	0
<b>Eagles</b>	<b>26</b>	<b>344</b>	<b>13.2</b>	<b>89t</b>	<b>2</b>
<b>Opponents</b>	<b>23</b>	<b>411</b>	<b>17.9</b>	<b>76t</b>	<b>2</b>

Punting	No	Yds	Avg	Net	TB	Lg	B
S.Jones	68	2742	40.3	na	na	64	0
Kersey	15	489	32.6	na	na	50	0
<b>Eagles</b>	<b>83</b>	<b>3231</b>	<b>38.9</b>	<b>na</b>	<b>na</b>	<b>64</b>	<b>0</b>
<b>Opponents</b>	<b>65</b>	<b>2406</b>	<b>37.0</b>	<b>na</b>	<b>na</b>	<b>54</b>	<b>0</b>

Punt Returns	Ret	FC	Yds	Avg	Lg	TD
Marshall	23	2	235	10.2	39	0
Morgan	8	0	60	7.5	13	0
Bradley	4	3	4	1.0	6	0
<b>Eagles</b>	<b>35</b>	<b>5</b>	<b>299</b>	<b>8.5</b>	<b>39</b>	<b>0</b>
<b>Opponents</b>	<b>58</b>	<b>6</b>	<b>530</b>	<b>9.1</b>	<b>51</b>	<b>1</b>

Score By Periods	Q1	Q2	Q3	Q4	OT	Pts
Eagles	52	66	33	74	0	225
Opponents	43	108	50	101	0	302

Scoring	TD	Ru	Pa	Rt	PAT	FG	2Pt	Pts
Muhlmann	0	0	0	0	21/24	20/29	0	81
Carmichael	7	0	7	0			0	42
C.Smith	6	0	6	0			0	36
McAlister	3	1	2	0			0	18
Young	3	0	3	0			0	18
James	2	1	1	0			0	12
Gabriel	1	1	0	0			0	6
Lavender	1	0	0	1			0	6
LeMaster	1	0	0	1			0	6
<b>Eagles</b>	<b>24</b>	<b>3</b>	<b>19</b>	<b>2</b>	<b>21/24</b>	<b>20/29</b>	<b>0</b>	<b>225</b>
<b>Opponents</b>	<b>36</b>	<b>20</b>	<b>13</b>	<b>3</b>	<b>32/36</b>	<b>18/27</b>	<b>0</b>	<b>302</b>

Kickoff Returns	No.	Yds	Avg	Lg	TD
Marshall	22	557	25.3	33	0
James	13	311	23.9	38	0
McAlister	12	278	23.2	42	0
Morgan	7	170	24.3	33	0
Sullivan	3	42	14.0	23	0
Opperman	1	15	15.0	15	0
Sisemore	1	15	15.0	15	0
<b>Eagles</b>	<b>59</b>	<b>1388</b>	<b>23.5</b>	<b>42</b>	<b>0</b>
<b>Opponents</b>	<b>51</b>	<b>1149</b>	<b>22.5</b>	<b>50</b>	<b>0</b>

Sacks: Eagles 17.0, Opponents 30.0

Pro Bowl Selections: QB Mike Boryla, TE Charles Young

USUAL STARTERS			
WR	Harold Carmichael	LDE	Will Wynn
LT	Stan Walters	LDT	Rich Glover
LG	John Niland	RDT	Bill Dunstan
C	Guy Morriss	RDE	Blenda Gay (8)
RG	Bill Lueck		Joe Jones (5)
RT	Jerry Sisemore	LLB	Frank LeMaster
TE	Charles Young	MLB	Bill Bergey
WR	Charles Smith	RLB	John Bunting
QB	Roman Gabriel (9)	LCB	John Outlaw
	Mike Boryla (5)	RCB	Joe Lavender
RB	Tom Sullivan	LS	Randy Logan
RB	Art Malone	RS	Bill Bradley

Passing	Att	Cmp	Yds	Cmp%	Yds/Att	TD	TD%	Int	Int%	Lg	Sk/Lost	Rat
Gabriel	292	151	1644	51.7	5.63	13	4.5	11	3.8	62t	18/131	67.8
Boryla	166	87	996	52.4	6.00	6	3.6	12	7.2	46	12/69	52.7
<b>Eagles</b>	<b>458</b>	<b>238</b>	<b>2640</b>	<b>52.0</b>	<b>5.76</b>	<b>19</b>	<b>4.1</b>	<b>23</b>	<b>5.0</b>	<b>62t</b>	<b>30/200</b>	<b>62.3</b>
<b>Opponents</b>	<b>424</b>	<b>226</b>	<b>2658</b>	<b>53.3</b>	<b>6.27</b>	<b>13</b>	<b>3.1</b>	<b>26</b>	<b>6.1</b>	<b>66t</b>	<b>17/120</b>	<b>57.3</b>

# 1976 EAGLES STATISTICS



Record: 4-10, 4th in NFC East					
Head Coach: Dick Vermeil					
S-12	L	7-27	at Dallas	55,530	
S-19	W	20-7	NY Giants	60,643	
S-27	L	17-20	Washington (OT)	60,131	
O-03	W	14-13	at Atlanta	45,535	
O-10	L	14-33	St. Louis	44,933	
O-17	L	13-28	at Green Bay	55,398	
O-24	L	12-31	Minnesota	56,233	
O-31	W	10-0	at NY Giants	68,690	
N-07	L	14-17	at St. Louis	60,760	
N-14	L	3-24	at Cleveland	62,120	
N-21	L	7-26	Oakland	62,133	
N-28	L	0-24	at Washington	54,292	
D-05	L	7-26	Dallas	55,072	
D-12	W	27-10	Seattle	37,949	

Rushing	No.	Yds	Avg	Lg	TD
Hogan	123	561	4.6	32	0
Sullivan	99	399	4.0	26	2
Hampton	71	267	3.8	59	1
McAlister	68	265	3.9	20	0
Lusk	61	254	4.2	22	0
Boryla	29	166	5.7	22	2
Olds	36	120	3.3	8	1
C.Smith	9	25	2.8	14	1
Malone	2	14	7.0	15	1
Young	1	6	6.0	6	0
Gabriel	14	2	0.1	5	0
Walton	2	1	0.5	1	0
<b>Eagles</b>	<b>515</b>	<b>2080</b>	<b>4.1</b>	<b>59</b>	<b>8</b>
<b>Opponents</b>	<b>532</b>	<b>2050</b>	<b>3.8</b>	<b>46</b>	<b>16</b>

Score By Periods	Q1	Q2	Q3	Q4	OT	Pts
Eagles	34	53	23	55	0	165
Opponents	41	100	69	73	3	286

Scoring	TD	Ru	Pa	Rt	PAT	FG	2Pt	Pts
Muhlmann	0	0	0	0	18/19	11/16	0	51
Carmichael	5	0	5	0			0	30
C.Smith	5	1	4	0			0	30
Sullivan	3	2	1	0			0	18
Boryla	2	2	0	0			0	12
Hampton	1	1	0	0			0	6
Krepfle	1	0	1	0			0	6
Malone	1	1	0	0			0	6
Olds	1	1	0	0			0	6
<b>Eagles</b>	<b>19</b>	<b>8</b>	<b>11</b>	<b>0</b>	<b>18/19</b>	<b>11/16</b>	<b>0</b>	<b>165</b>
<b>Opponents</b>	<b>35</b>	<b>16</b>	<b>17</b>	<b>2</b>	<b>33/35</b>	<b>13/23</b>	<b>0</b>	<b>286</b>

\* Opponents registered two safeties

TEAM STATS	EAGLES	OPP
<b>Total First Downs</b>	<b>220</b>	<b>262</b>
Rushing	109	113
Passing	91	129
Penalty	20	20
<b>3rd Down: Made/Att</b>	<b>na</b>	<b>na</b>
3rd Down Pct.	na	na
<b>4th Down: Made/Att</b>	<b>na</b>	<b>na</b>
4th Down Pct.	na	na
<b>Possession Avg.</b>	<b>na</b>	<b>na</b>
<b>Total Net Yards</b>	<b>3572</b>	<b>4600</b>
Avg. Per Game	255.1	328.6
Total Plays	915	954
Avg. Per Play	3.9	4.8
<b>Net Yards Rushing</b>	<b>2080</b>	<b>2050</b>
Avg. Per Game	148.6	146.4
Total Rushes	505	532
<b>Net Yards Passing</b>	<b>1492</b>	<b>2550</b>
Avg. Per Game	106.6	182.1
Sacked/Yards Lost	43/352	19/138
Gross Yards	1844	2688
Att./Completions	369/182	404/237
Completion Pct.	49.3	58.7
Had Intercepted	18	9
<b>Punts/Average</b>	<b>97/35.5</b>	<b>86/37.9</b>
<b>Net Punting Avg.</b>	<b>29.9</b>	<b>31.1</b>
<b>Penalties/Yards</b>	<b>91/722</b>	<b>105/927</b>
<b>Fumbles/Ball Lost</b>	<b>33/14</b>	<b>31/15</b>
<b>Touchdowns</b>	<b>19</b>	<b>35</b>
Rushing	8	16
Passing	11	17
Returns	0	2

Receiving	No.	Yds	Avg	Lg	TD
Carmichael	42	503	12.0	24	5
Young	30	374	12.5	29	0
C.Smith	27	412	15.3	48t	4
Hogan	15	89	6.0	12	0
Sullivan	14	116	8.3	21	1
Lusk	13	119	9.2	42	0
McAlister	12	72	6.0	25	0
Hampton	12	57	4.8	19	0
Olds	9	29	3.2	14	0
Krepfle	6	80	13.3	17	1
Malone	1	-3	-3.0	-3	0
LeMaster	1	-4	-4.0	-4	0
<b>Eagles</b>	<b>182</b>	<b>1794</b>	<b>10.1</b>	<b>48t</b>	<b>11</b>
<b>Opponents</b>	<b>237</b>	<b>2688</b>	<b>11.3</b>	<b>69</b>	<b>17</b>

Kickoff Returns	No.	Yds	Avg	Lg	TD
Marshall	30	651	21.7	41	0
McAlister	9	172	19.1	28	0
Lusk	7	155	22.1	27	0
Sullivan	5	108	21.6	26	0
Hampton	3	46	15.3	23	0
Olds	1	11	11.0	11	0
Ehlers	1	8	8.0	8	0
C.Smith	1	3	3.0	3	0
Bleamer	1	0	0.0	0	0
<b>Eagles</b>	<b>58</b>	<b>1154</b>	<b>19.8</b>	<b>41</b>	<b>0</b>
<b>Opponents</b>	<b>44</b>	<b>902</b>	<b>20.5</b>	<b>53</b>	<b>0</b>

Punt Returns	Ret	FC	Yds	Avg	Lg	TD
Marshall	27	9	290	10.7	29	0
Bradley	9	5	64	7.1	23	0
Clark	4	0	57	14.3	24	0
Burke	1	0	14	14.0	14	0
<b>Eagles</b>	<b>41</b>	<b>14</b>	<b>425</b>	<b>10.4</b>	<b>29</b>	<b>0</b>
<b>Opponents</b>	<b>53</b>	<b>10</b>	<b>405</b>	<b>7.6</b>	<b>55</b>	<b>0</b>

Sacks: Eagles 19.0, Opponents 43.0

Pro Bowl Selections: LB Bill Bergey

Passing	Att	Cmp	Yds	Cmp%	Yds/Att	TD	TD%	Int	Int%	Lg	Sk/Lost	Rat
Boryla	246	123	1247	50.0	5.07	9	3.7	14	5.7	48	29/235	53.3
Gabriel	92	46	476	50.0	5.17	2	2.2	2	2.2	34	13/111	63.5
Walton	28	12	125	42.9	4.46	0	0.0	2	7.1	33	1/6	26.6
Carmichael	2	0	0	0.0	0.00	0	0.0	0	0.0	0	0/0	39.6
Jones	1	1	-4	100.0	-4.00	0	0.0	0	0.0	0	0/0	79.2
<b>Eagles</b>	<b>369</b>	<b>182</b>	<b>1844</b>	<b>49.3</b>	<b>5.00</b>	<b>11</b>	<b>3.0</b>	<b>18</b>	<b>4.9</b>	<b>48</b>	<b>43/352</b>	<b>53.6</b>
<b>Opponents</b>	<b>404</b>	<b>237</b>	<b>2688</b>	<b>58.7</b>	<b>6.65</b>	<b>17</b>	<b>4.2</b>	<b>9</b>	<b>2.2</b>	<b>69</b>	<b>19/138</b>	<b>83.4</b>

USUAL STARTERS		
WR	Harold Carmichael	LDE Blenda Gay
LT	Stan Walters	LDT Manny Sistrunk
LG	Wade Key	RDT Carl Hairston(8)
C	Guy Morriss	Pete Lazetich (5)
RG	Jerry Sisemore	RDE Will Wynn
RT	Ed George	LLB Frank LeMaster
TE	Charles Young	MLB Bill Bergey
WR	Charles Smith	RLB John Bunting
QB	Mike Boryla	LCB John Outlaw
RB	Tom Sullivan	RCB Al Clark
RB	Mike Hogan	LS Randy Logan
		RS Bill Bradley

# 1977 EAGLES STATISTICS



Record: 5-9, 4th in NFC East				
Head Coach: Dick Vermeil				
S-18	W	13-3	Tampa Bay	61,549
S-25	L	0-20	at LA Rams	46,031
O-02	L	13-17	at Detroit	57,236
O-09	W	28-10	at NY Giants	48,824
O-16	L	17-21	St. Louis	60,535
O-23	L	10-16	Dallas	65,507
O-30	L	17-23	at Washington	55,031
N-06	W	28-7	New Orleans	53,482
N-13	L	14-17	Washington	60,702
N-20	L	16-21	at St. Louis	48,768
N-27	L	6-14	at New England	57,893
D-04	L	14-24	at Dallas	60,289
D-11	W	17-14	NY Giants	47,731
D-18	W	27-0	NY Jets	19,241

Rushing	No.	Yds	Avg	Lg	TD
Hogan	155	546	3.5	19	0
Sullivan	125	363	2.9	14	0
Betterson	62	233	3.8	17t	1
Lusk	52	229	4.4	70t	2
Montgomery	45	183	4.1	27t	2
Jaworski	40	124	3.1	44	5
LeMaster	1	30	30.0	30	0
Smith	2	13	6.5	8	0
Franklin	1	0	0.0	0	0
Henry	1	-2	-2.0	-2	0
<b>Eagles</b>	<b>484</b>	<b>1719</b>	<b>3.6</b>	<b>70t</b>	<b>10</b>
<b>Opponents</b>	<b>520</b>	<b>1917</b>	<b>3.7</b>	<b>84t</b>	<b>10</b>

Receiving	No.	Yds	Avg	Lg	TD
Carmichael	46	665	14.5	50t	7
Smith	33	464	14.1	32	4
Krepfle	27	530	19.6	55t	3
Sullivan	26	223	8.6	30	2
Hogan	19	118	6.2	51t	1
Lusk	5	102	20.4	36t	1
Betterson	4	41	10.3	15	0
Montgomery	3	18	6.0	8	0
Henry	2	16	8.0	14	0
Papale	1	15	15.0	15	0
Osborne	1	6	6.0	6	0
<b>Eagles</b>	<b>167</b>	<b>2198</b>	<b>13.2</b>	<b>55t</b>	<b>18</b>
<b>Opponents</b>	<b>183</b>	<b>2192</b>	<b>11.9</b>	<b>80t</b>	<b>14</b>

INTs	No.	Yds	Avg	Lg	TD
Sanders	6	122	20.3	45	0
Edwards	6	9	1.5	6	0
Logan	5	124	24.8	45	0
Outlaw	2	41	20.5	38	0
Bergey	2	4	2.0	4	0
<b>Eagles</b>	<b>21</b>	<b>300</b>	<b>14.3</b>	<b>45</b>	<b>0</b>
<b>Opponents</b>	<b>21</b>	<b>256</b>	<b>12.1</b>	<b>41</b>	<b>0</b>

Punting	No	Yds	Avg	Net	TB	Lg	B
Jones	93	3463	37.2	32.8	na	68	2
<b>Eagles</b>	<b>95</b>	<b>3463</b>	<b>36.5</b>	<b>32.8</b>	<b>na</b>	<b>68</b>	<b>2</b>
<b>Opponents</b>	<b>91</b>	<b>3523</b>	<b>38.7</b>	<b>31.0</b>	<b>na</b>	<b>56</b>	<b>na</b>

Punt Returns	Ret	FC	Yds	Avg	Lg	TD
Marshall	46	5	489	10.6	48	0
Henry	2	0	25	12.5	22	0
Mitchell	2	0	4	2.0	4	0
<b>Eagles</b>	<b>50</b>	<b>5</b>	<b>518</b>	<b>10.4</b>	<b>48</b>	<b>0</b>
<b>Opponents</b>	<b>45</b>	<b>14</b>	<b>244</b>	<b>5.4</b>	<b>18</b>	<b>0</b>

Score By Periods	Q1	Q2	Q3	Q4	OT	Pts
Eagles	34	81	40	65	0	220
Opponents	42	64	43	58	0	207

Scoring	TD	Ru	Pa	Rt	PAT	FG	2Pt	Pts
Carmichael	7	0	7	0				0 42
Jaworski	5	5	0	0				0 30
Muhlmann	0	0	0	0	17/19	3/8		0 26
Smith	4	0	4	0				0 24
Krepfle	3	0	3	0				0 18
Lusk	3	2	1	0				0 18
Mongomery	3	2	0	1				0 18
Mike-Mayer	0	0	0	0	7/7	3/3		0 16
Sullivan	2	0	2	0				0 12
Betterson	1	1	0	0				0 6
Hogan	1	0	1	0				0 6
Johansson	0	0	0	0	1/3	1/4		0 4
<b>Eagles</b>	<b>29</b>	<b>10</b>	<b>18</b>	<b>1</b>	<b>25/29</b>	<b>7/15</b>	<b>0</b>	<b>220</b>
<b>Opponents</b>	<b>25</b>	<b>10</b>	<b>14</b>	<b>1</b>	<b>24/25</b>	<b>11/26</b>	<b>0</b>	<b>207</b>

Kickoff Returns	No.	Yds	Avg	Lg	TD
Montgomery	23	619	26.9	99t	1
Marshall	20	455	22.8	44	0
Lusk	1	23	23.0	23	0
Betterson	1	13	13.0	13	0
<b>Eagles</b>	<b>45</b>	<b>1110</b>	<b>24.7</b>	<b>99t</b>	<b>1</b>
<b>Opponents</b>	<b>47</b>	<b>940</b>	<b>20.0</b>	<b>43</b>	<b>0</b>

Sacks: Eagles 47.0, Opponents 47.0

Pro Bowl Selections: LB Bill Bergey

USUAL STARTERS			
WR	Harold Carmichael	LDE	Manny Sistrunk
LT	Stan Walters	NT	Charlie Johnson
LG	Wade Key	RDE	Carl Hairston
C	Guy Morriss	LLB	John Bunting
RG	Jerry Sisemore	ILB	Bill Bergey
RT	Ed George	ILB	Frank LeMaster
TE	Keith Krepfle	RLB	Drew Mahalic
WR	Charles Smith	LCB	John Outlaw
QB	Ron Jaworski	RCB	Herman Edwards
RB	Tom Sullivan	SS	Randy Logan
RB	Mike Hogan	FS	John Sanders

Passing	Att	Cmp	Yds	Cmp%	Yds/Att	TD	TD%	Int	Int%	Lg	Sk/Lost	Rat
Jaworski	346	166	2183	48.0	6.31	18	5.2	21	6.1	55t	47/342	60.4
Gabriel	3	1	15	33.3	5.00	0	0.0	0	0.0	15	0/0	50.7
<b>Eagles</b>	<b>349</b>	<b>167</b>	<b>2198</b>	<b>47.9</b>	<b>6.30</b>	<b>18</b>	<b>5.2</b>	<b>21</b>	<b>6.0</b>	<b>55t</b>	<b>47/342</b>	<b>60.3</b>
<b>Opponents</b>	<b>358</b>	<b>183</b>	<b>2192</b>	<b>51.1</b>	<b>6.12</b>	<b>14</b>	<b>3.9</b>	<b>21</b>	<b>5.9</b>	<b>80t</b>	<b>47/316</b>	<b>58.8</b>

# 1978 EAGLES STATISTICS



**Record: 9-7, 2nd in NFC East**  
**Head Coach: Dick Vermeil**

S-03	L	14-16	LA Rams	64,721
S-10	L	30-35	at Washington	54,380
S-17	W	24-17	at New Orleans	49,242
S-24	W	17-3	Miami	62,998
O-01	W	17-14	at Baltimore	47,639
O-08	L	14-24	at New England	61,016
O-15	W	17-10	Washington	65,722
O-22	L	7-14	at Dallas	60,525
O-29	L	10-16	St. Louis	62,989
N-05	W	10-3	Green Bay	64,214
N-12	W	17-9	NY Jets	60,249
N-19	W	19-17	at NY Giants	70,318
N-26	W	14-10	at St. Louis	39,693
D-03	L	27-28	at Minnesota	38,722
D-10	L	13-31	Dallas	64,667
D-17	W	20-3	NY Giants	56,396
<b>NFC WILD CARD</b>				
D-24	L	13-14	at Atlanta	49,447

Rushing	No.	Yds	Avg	Lg	TD
Montgomery	259	1220	4.7	47	9
Hogan	145	607	4.2	33	4
Campfield	61	247	4.1	50	0
Franklin	60	167	2.8	9	0
Jaworski	30	79	2.6	15	0
Betterson	11	32	2.9	5	0
LeMaster	2	29	14.5	23	0
Carmichael	1	21	21.0	21	0
Payne	1	17	17.0	17	0
Engles	1	16	16.0	16	0
Sciarra	8	11	1.4	4	2
Giammona	4	6	1.5	3	0
Barnes	1	4	4.0	4t	1
Walton	2	0	0.0	0	0
Michel	1	0	0.0	0	0
<b>Eagles</b>	<b>587</b>	<b>2456</b>	<b>4.2</b>	<b>50</b>	<b>16</b>
<b>Opponents</b>	<b>504</b>	<b>1862</b>	<b>3.7</b>	<b>24</b>	<b>11</b>

Receiving	No.	Yds	Avg	Lg	TD
Carmichael	55	1072	19.5	56t	8
Montgomery	34	195	5.7	23	1
Hogan	31	164	5.3	16	1
Krepfle	26	374	14.4	34t	3
Campfield	15	101	6.7	25	0
Payne	13	238	15.9	50	1
Osborne	13	145	11.2	48	0
Smith	11	142	12.9	27t	2
Franklin	7	46	6.6	15	0
Betterson	2	8	4.0	5	0
<b>Eagles</b>	<b>207</b>	<b>2485</b>	<b>12.0</b>	<b>56t</b>	<b>16</b>
<b>Opponents</b>	<b>228</b>	<b>2986</b>	<b>13.1</b>	<b>58t</b>	<b>17</b>

INTs	No.	Yds	Avg	Lg	TD
Edwards	7	59	8.4	25	0
Sanders	5	43	8.6	24	1
Bergey	4	70	17.5	50	0
LeMaster	3	22	7.3	9t	1
Howard	3	15	5.0	15	0
Logan	2	15	7.5	9	0
Sciarra	1	21	21.0	21	0
Hairston	1	12	12.0	12	0
Bunting	1	9	9.0	9	0
Mahalic	1	5	5.0	5	0
<b>Eagles</b>	<b>28</b>	<b>271</b>	<b>9.7</b>	<b>50</b>	<b>2</b>
<b>Opponents</b>	<b>16</b>	<b>131</b>	<b>8.1</b>	<b>34</b>	<b>0</b>

Punting	No	Yds	Avg	Net	TB	Lg	B
Michel	58	2078	35.8	30.9	na	52	0
Engles	33	1307	39.6	30.6	na	53	1
<b>Eagles</b>	<b>92</b>	<b>3385</b>	<b>36.8</b>	<b>30.8</b>	<b>na</b>	<b>53</b>	<b>1</b>
<b>Opponents</b>	<b>83</b>	<b>3245</b>	<b>39.1</b>	<b>31.7</b>	<b>na</b>	<b>66</b>	<b>na</b>

Score By Periods	Q1	Q2	Q3	Q4	OT	Pts
Eagles	41	84	36	109	0	270
Opponents	81	71	54	44	0	250

Scoring	TD	Ru	Pa	Rt	PAT	FG	2Pt	Pts
Montgomery	10	9	1	0				60
Carmichael	8	0	8	0				48
Mike-Mayer	0	0	0	0	21/24	8/17		45
Hogan	5	4	1	0				30
Krepfle	3	0	3	0				18
Sciarra	2	2	0	0				12
C.Smith	2	0	2	0				12
Michel	0	0	0	0	9/12	0/0		9
Barnes	1	1	0	0				6
Edwards	1	0	0	1				6
Henry	1	0	0	1				6
LeMaster	1	0	0	1				6
Payne	1	0	1	0				6
Sanders	1	0	0	1				6
<b>Eagles</b>	<b>36</b>	<b>16</b>	<b>16</b>	<b>4</b>	<b>30/36</b>	<b>8/17</b>	<b>0</b>	<b>270</b>
<b>Opponents</b>	<b>30</b>	<b>11</b>	<b>17</b>	<b>2</b>	<b>28/30</b>	<b>14/26</b>	<b>0</b>	<b>250</b>

Punt Returns	Ret	FC	Yds	Avg	Lg	TD
Sciarra	37	9	251	6.8	23	0
Henry	11	1	165	15.0	15t	1
Giammona	0	1	0	0.0	0	0
<b>Eagles</b>	<b>48</b>	<b>11</b>	<b>416</b>	<b>8.7</b>	<b>57t</b>	<b>1</b>
<b>Opponents</b>	<b>47</b>	<b>12</b>	<b>354</b>	<b>7.5</b>	<b>80t</b>	<b>1</b>

Kickoff Returns	No.	Yds	Avg	Lg	TD
Campfield	18	368	20.4	31	0
Giammona	12	245	20.4	31	0
Betterson	7	185	26.4	44	0
Montgomery	6	154	25.7	34	0
Lusk	3	61	20.3	24	0
Henry	3	54	18.0	24	0
Tautolo	3	45	15.0	24	0
Barnes	2	22	11.0	18	0
Sciarra	1	0	0.0	0	0
<b>Eagles</b>	<b>55</b>	<b>1134</b>	<b>20.6</b>	<b>44</b>	<b>0</b>
<b>Opponents</b>	<b>56</b>	<b>1154</b>	<b>20.6</b>	<b>41</b>	<b>0</b>

Sacks: Eagles 29.0, Opponents 41.0

Pro Bowl Selections: LB Bill Bergey, WR Harold Carmichael, RB Wilbert Montgomery, LT Stan Walters

USUAL STARTERS			
WR	Harold Carmichael	LDE	Manny Sistrunk
LT	Stan Walters	NT	Charlie Johnson
LG	Wade Key	RDE	Carl Hairston
C	Guy Morriss	LLB	Reggie Wilkes
RG	Woody Peoples	ILB	Bill Bergey
RT	Jerry Sisemore	ILB	Frank LeMaster
TE	Keith Krepfle	RLB	Drew Mahalic
WR	Ken Payne (9)	LCB	John Outlaw (8)
	Charles Smith (6)		Bob Howard (6)
QB	Ron Jaworski	RCB	Herman Edwards
RB	Wilbert Montgomery	SS	Randy Logan
RB	Mike Hogan		

Passing	Att	Cmp	Yds	Cmp%	Yds/Att	TD	TD%	Int	Int%	Lg	Sk/Lost	Rat
Jaworski	398	206	2487	51.8	6.25	16	4.0	16	2.5	56t	41/288	67.9
Sciarra	1	0	0	0.0	0.00	0	0.0	0	0.0	--	0/0	39.6
Walton	1	0	0	0.0	0.00	0	0.0	0	0.0	--	0/0	39.6
Engles	1	1	-2	100.0	-2.00	0	0.0	0	0.0	-2	0/0	79.2
<b>Eagles</b>	<b>401</b>	<b>207</b>	<b>2485</b>	<b>51.6</b>	<b>6.20</b>	<b>16</b>	<b>4.0</b>	<b>16</b>	<b>4.0</b>	<b>56t</b>	<b>41/288</b>	<b>67.6</b>
<b>Opponents</b>	<b>448</b>	<b>228</b>	<b>2986</b>	<b>50.9</b>	<b>6.67</b>	<b>17</b>	<b>3.8</b>	<b>28</b>	<b>6.3</b>	<b>58t</b>	<b>29/213</b>	<b>58.9</b>

# 1979 EAGLES STATISTICS



Record: 11-5, 2nd in NFC East					
Head Coach: Dick Vermeil					
S-02	W	23-17	NY Giants	67,366	
S-10	L	10-14	Atlanta	66,935	
S-16	W	26-14	at New Orleans	54,212	
S-23	W	17-13	at NY Giants	74,265	
S-30	W	17-14	Pittsburgh	70,352	
O-07	W	28-17	Washington	69,142	
O-14	W	24-20	at St. Louis	48,367	
O-21	L	7-17	at Washington	54,442	
O-28	L	13-37	at Cincinnati	42,036	
N-04	L	19-24	Cleveland	69,019	
N-12	W	31-21	at Dallas	62,417	
N-18	W	16-13	St. Louis	70,235	
N-25	W	21-10	at Green Bay	50,023	
D-02	W	44-7	Detroit	66,128	
D-08	L	17-24	Dallas	71,434	
D-16	W	26-20	at Houston	49,407	
<b>NFC WILD CARD</b>					
D-23	W	27-17	Chicago	69,397	
<b>NFC DIVISIONAL PLAYOFF</b>					
D-29	L	17-24	at Tampa Bay	71,402	

TEAM STATS	EAGLES	OPP
<b>Total First Downs</b>	<b>292</b>	<b>273</b>
Rushing	122	128
Passing	150	125
Penalty	20	20
<b>3rd Down: Made/Att</b>	<b>na</b>	<b>na</b>
3rd Down Pct.	na	na
<b>4th Down: Made/Att</b>	<b>na</b>	<b>na</b>
4th Down Pct.	na	na
<b>Possession Avg.</b>	<b>na</b>	<b>na</b>
<b>Total Net Yards</b>	<b>5031</b>	<b>4745</b>
Avg. Per Game	314.7	296.6
Total Plays	1011	1019
Avg. Per Play	5.0	4.7
<b>Net Yards Rushing</b>	<b>2421</b>	<b>2271</b>
Avg. Per Game	151.3	141.9
Total Rushes	567	515
<b>Net Yards Passing</b>	<b>2610</b>	<b>2474</b>
Avg. Per Game	163.4	154.6
Sacked/Yards Lost	34/272	45/324
Gross Yards	2882	2798
Att./Completions	410/209	459/243
Completion Pct.	51.0	52.9
Had Intercepted	13	22
<b>Punts/Average</b>	<b>76/38.9</b>	<b>85/39.9</b>
<b>Net Punting Avg.</b>	<b>34.7</b>	<b>33.5</b>
<b>Penalties/Yards</b>	<b>90/689</b>	<b>86/641</b>
<b>Fumbles/Ball Lost</b>	<b>37/16</b>	<b>20/11</b>
<b>Touchdowns</b>	<b>39</b>	<b>34</b>
Rushing	17	16
Passing	21	18
Returns	1	0

Rushing	No.	Yds	Avg	Lg	TD
Montgomery	338	1512	4.5	62t	9
Harris	107	504	4.7	80	2
Campfield	30	165	5.5	40	3
Jaworski	43	119	2.8	21	2
Barnes	25	74	3.0	21	1
Giammona	15	38	2.5	9	0
LeMaster	1	15	15.0	15	0
Carmichael	1	0	0.0	0	0
Carr	1	-1	-1.0	-1	0
Walton	6	-5	-0.8	2	0
<b>Eagles</b>	<b>567</b>	<b>2421</b>	<b>4.3</b>	<b>80</b>	<b>17</b>
<b>Opponents</b>	<b>515</b>	<b>2271</b>	<b>4.4</b>	<b>75</b>	<b>16</b>

Receiving	No.	Yds	Avg	Lg	TD
Carmichael	52	872	16.8	50	11
Krepfle	41	760	18.5	45	3
Montgomery	41	494	12.0	53t	5
Smith	24	399	16.6	39	1
Harris	22	107	4.9	15	0
Campfield	16	115	7.2	17	0
Fitzkee	8	105	13.1	19	1
Spagnola	2	24	12.0	14	0
Barnes	1	6	6.0	6	0
Carr	1	2	2.0	2	0
McRae	1	-2	-2.0	-2	0
<b>Eagles</b>	<b>209</b>	<b>2882</b>	<b>13.8</b>	<b>53t</b>	<b>21</b>
<b>Opponents</b>	<b>243</b>	<b>2798</b>	<b>11.5</b>	<b>78t</b>	<b>18</b>

INTs	No.	Yds	Avg	Lg	TD
Wilson	4	70	17.5	50	0
Logan	3	57	19.0	35	0
Howard	3	34	11.3	34	0
Edwards	3	6	2.0	6	0
Sciarra	2	45	22.5	34	0
Chesley	2	39	19.5	25	0
Bunting	2	13	6.5	13	0
Wilkes	2	0	0.0	0	0
Bergey	1	0	0.0	0	0
<b>Eagles</b>	<b>22</b>	<b>264</b>	<b>12.0</b>	<b>50</b>	<b>0</b>
<b>Opponents</b>	<b>13</b>	<b>132</b>	<b>10.2</b>	<b>23</b>	<b>0</b>

Punting	No	Yds	Avg	Net	TB	Lg	B
Runager	74	2927	39.6	34.8	na	57	1
Franklin	1	32	32.0	32.0	na	32	0
<b>Eagles</b>	<b>76</b>	<b>2959</b>	<b>38.9</b>	<b>34.7</b>	<b>na</b>	<b>57</b>	<b>1</b>
<b>Opponents</b>	<b>85</b>	<b>3392</b>	<b>39.9</b>	<b>33.5</b>	<b>na</b>	<b>62</b>	<b>na</b>

Punt Returns	Ret	FC	Yds	Avg	Lg	TD
Henry	35	7	320	9.1	34	0
Sciarra	16	0	182	11.4	38	0
Giammona	5	0	42	8.4	14	0
Blackmore	1	1	0	0.0	0	0
<b>Eagles</b>	<b>57</b>	<b>8</b>	<b>544</b>	<b>9.5</b>	<b>38</b>	<b>0</b>
<b>Opponents</b>	<b>34</b>	<b>10</b>	<b>200</b>	<b>5.9</b>	<b>24</b>	<b>0</b>

Passing	Att	Cmp	Yds	Cmp%	Yds/Att	TD	TD%	Int	Int%	Lg	Sk/Lost	Rat
Jaworski	374	190	2669	50.8	7.14	18	4.8	12	3.2	53t	na	76.8
Walton	36	19	213	52.8	5.92	3	8.3	1	2.8	31	na	86.9
<b>Eagles</b>	<b>410</b>	<b>209</b>	<b>2882</b>	<b>51.0</b>	<b>7.03</b>	<b>21</b>	<b>5.1</b>	<b>13</b>	<b>3.2</b>	<b>53t</b>	<b>34/272</b>	<b>77.7</b>
<b>Opponents</b>	<b>459</b>	<b>243</b>	<b>2798</b>	<b>52.9</b>	<b>6.10</b>	<b>18</b>	<b>3.9</b>	<b>23</b>	<b>5.0</b>	<b>78</b>	<b>45/324</b>	<b>63.8</b>

Score By Periods	Q1	Q2	Q3	Q4	OT	Pts
Eagles	58	122	86	73	0	339
Opponents	53	67	52	110	0	282

Scoring	TD	Ru	Pa	Rt	PAT	FG	2Pt	Pts
Franklin	0	0	0	0	36/39	23/31	0	105
Montgomery	14	9	5	0			0	84
Carmichael	11	0	11	0			0	66
Campfield	3	3	0	1			0	24
Krepfle	3	0	3	0			0	18
Harris	2	2	0	0			0	12
Jaworski	2	2	0	0			0	12
Barnes	1	1	0	0			0	6
Fitzkee	1	0	1	0			0	6
Smith	1	0	1	0			0	6
<b>Eagles</b>	<b>39</b>	<b>17</b>	<b>21</b>	<b>1</b>	<b>36/39</b>	<b>23/31</b>	<b>0</b>	<b>339</b>
<b>Opponents</b>	<b>34</b>	<b>16</b>	<b>18</b>	<b>0</b>	<b>33/34</b>	<b>15/23</b>	<b>0</b>	<b>282</b>

Kickoff Returns	No.	Yds	Avg	Lg	TD
Henry	28	668	23.9	53	0
Giammona	15	294	19.6	31	0
Campfield	7	251	35.9	92t	1
Wilson	2	0	0.0	0	0
Barnes	1	23	23.0	23	0
Latimer	1	18	18.0	18	0
Montgomery	1	6	6.0	6	0
Smith	1	1	1.0	1	0
<b>Eagles</b>	<b>56</b>	<b>1261</b>	<b>22.5</b>	<b>92t</b>	<b>1</b>
<b>Opponents</b>	<b>69</b>	<b>1267</b>	<b>18.4</b>	<b>38</b>	<b>0</b>

Sacks: Eagles 45.0, Opponents 34.0

Pro Bowl Selections: WR Harold Carmichael, KR Wally Henry, NT Charlie Johnson, SS Randy Logan, RB Wilbert Montgomery, RT Jerry Sisemore, LT Stan Walters

USUAL STARTERS			
WR	Harold Carmichael	LDE	Claude Humphrey
LT	Stan Walters	NT	Charlie Johnson
LG	Wade Key	RDE	Carl Hairston
C	Guy Morriss	LLB	John Bunting
RG	Woody Peoples	ILB	Terry Tautolo (8)
RT	Jerry Sisemore		Jerry Robinson (5)
TE	Keith Krepfle	ILB	Frank LeMaster
WR	Charles Smith	RLB	Reggie Wilkes
QB	Ron Jaworski	LCB	Bob Howard
RB	Wilbert Montgomery	RCB	Herman Edwards
RB	Leroy Harris	SS	Randy Logan
		FS	Brenard Wilson

# 1980 EAGLES STATISTICS



**Record: 12-4, 1st in NFC East**  
**Head Coach: Dick Vermeil**

S-07	W	27-6	Denver	70,307
S-14	W	42-7	at Minnesota	46,460
S-22	W	35-3	NY Giants	70,767
S-28	L	14-24	at St. Louis	49,079
O-05	W	24-14	Washington	69,044
O-12	W	31-16	at NY Giants	71,051
O-19	W	17-10	Dallas	70,696
O-26	W	17-14	Chicago	68,752
N-02	W	27-20	at Seattle	61,046
N-09	W	34-21	at New Orleans	44,340
N-16	W	24-0	at Washington	51,897
N-23	W	10-7	Oakland	68,585
N-30	L	21-22	at San Diego	51,760
D-07	L	17-20	Atlanta	70,205
D-14	W	17-3	St. Louis	68,969
D-21	L	27-35	at Dallas	62,548

**NFC DIVISIONAL PLAYOFF**  
 J-03 W 31-16 Minnesota 68,434

**NFC CHAMPIONSHIP GAME**  
 J-11 W 20-7 Dallas 70,696

**SUPER BOWL XV (New Orleans)**  
 J-25 L 10-27 Oakland 75,500

TEAM STATS	EAGLES	OPP
<b>Total First Downs</b>	<b>326</b>	<b>270</b>
Rushing	118	87
Passing	186	157
Penalty	22	26
<b>3rd Down: Made/Att</b>	<b>89/217</b>	<b>84/245</b>
3rd Down Pct.	41.0	34.3
<b>4th Down: Made/Att</b>	<b>na</b>	<b>na</b>
4th Down Pct.	na	na
<b>Possession Avg.</b>	<b>na</b>	<b>na</b>
<b>Total Net Yards</b>	<b>5519</b>	<b>4428</b>
Avg. Per Game	344.9	276.8
Total Plays	1037	1032
Avg. Per Play	5.3	4.3
<b>Net Yards Rushing</b>	<b>1995</b>	<b>1603</b>
Avg. Per Game	124.7	100.1
Total Rushes	528	445
<b>Net Yards Passing</b>	<b>3524</b>	<b>2825</b>
Avg. Per Game	220.3	176.6
Sacked/Yards Lost	33/247	44/355
Gross Yards	3771	3180
Att./Completions	477/275	543/265
Completion Pct.	57.7	48.8
Had Intercepted	12	25
<b>Punts/Average</b>	<b>76/38.8</b>	<b>89/41.3</b>
<b>Net Punting Avg.</b>	<b>33.7</b>	<b>33.2</b>
<b>Penalties/Yards</b>	<b>96/809</b>	<b>87/749</b>
<b>Fumbles/Ball Lost</b>	<b>29/16</b>	<b>28/11</b>
<b>Touchdowns</b>	<b>48</b>	<b>26</b>
Rushing	19	8
Passing	28	16
Returns	1	2

Rushing	No.	Yds	Avg	Lg	TD
Montgomery	193	778	4.0	72t	8
Giammona	98	361	3.7	44	4
L.Harris	104	330	3.2	22	3
Harrington	32	166	5.2	19t	2
Campfield	44	120	2.7	19	1
Jaworski	27	95	3.5	19	1
Hogan	12	44	3.7	12	1
C.Smith	5	33	6.6	16	0
LeMaster	2	21	10.5	11	0
Fitzkee	1	15	15.0	15	0
Sciarrra	3	11	3.7	9	0
Dixon	2	8	0.3	0	0
Culbreath	1	3	0.3	3	0
Pisarcik	3	-3	-1.0	-3	0
<b>Eagles</b>	<b>528</b>	<b>1995</b>	<b>3.8</b>	<b>72t</b>	<b>20</b>
<b>Opponents</b>	<b>445</b>	<b>1603</b>	<b>3.6</b>	<b>37t</b>	<b>8</b>

Receiving	No.	Yds	Avg	Lg	TD
Montgomery	50	407	8.1	46	2
Carmichael	48	815	17.0	56t	9
C.Smith	47	825	17.6	31	3
Krepfle	30	450	15.0	27	4
Campfield	26	275	10.6	50	2
Spagnola	18	193	10.7	20	3
Giammona	17	178	10.4	30	1
L.Harris	15	207	13.8	51	1
Parker	9	148	16.4	30	1
Fitzkee	6	169	28.2	45t	2
Henry	4	68	17.0	20	0
Harrington	3	24	8.0	17	0
Gilbert	1	7	7.0	7	0
Dixon	1	5	5.0	5	0
<b>Eagles</b>	<b>275</b>	<b>3771</b>	<b>13.7</b>	<b>56t</b>	<b>28</b>
<b>Opponents</b>	<b>265</b>	<b>3180</b>	<b>12.0</b>	<b>86t</b>	<b>16</b>

INTs	No.	Yds	Avg	Lg	TD
Wilson	6	79	13.2	41	0
Young	4	27	6.8	26	0
Edwards	3	12	4.0	9	0
Johnson	3	9	3.0	9	0
Robinson	2	13	6.5	13	0
Blackmore	2	0	0.0	0	0
Logan	1	16	16.0	16	0
Bergey	1	7	7.0	7	0
LeMaster	1	7	7.0	7	0
Hairston	1	0	0.0	0	0
Wilkes	1	0	0.0	0	0
<b>Eagles</b>	<b>25</b>	<b>170</b>	<b>6.9</b>	<b>41</b>	<b>0</b>
<b>Opponents</b>	<b>12</b>	<b>220</b>	<b>18.3</b>	<b>70t</b>	<b>1</b>

Punting	No	Yds	Avg	Net	TB	Lg	B
Runager	75	2947	39.3	33.7	na	58	1
<b>Eagles</b>	<b>76</b>	<b>2947</b>	<b>38.8</b>	<b>33.7</b>	<b>na</b>	<b>58</b>	<b>1</b>
<b>Opponents</b>	<b>89</b>	<b>3673</b>	<b>41.3</b>	<b>33.2</b>	<b>na</b>	<b>62</b>	<b>na</b>

Score By Periods	Q1	Q2	Q3	Q4	OT	Pts
Eagles	56	102	96	130	0	384
Opponents	63	60	55	44	0	222

Scoring	TD	Ru	Pa	Rt	PAT	FG	2Pt	Pts
Franklin	0	0	0	0	48/48	16/31	0	96
Montgomery	10	8	2	0			0	60
Carmichael	9	0	9	0			0	54
Giammona	5	4	1	0			0	30
L.Harris	4	3	1	0			0	24
Krepfle	4	0	4	0			0	24
Campfield	3	1	2	0			0	18
C.Smith	3	0	3	0			0	18
Spagnola	3	0	3	0			0	18
Fitzkee	2	0	2	0			0	12
Harrington	1	1	0	0			0	6
Hogan	1	1	0	0			0	6
Jaworski	1	1	0	0			0	6
Parker	1	0	1	0			0	6
Robinson	1	0	0	1			0	6
<b>Eagles</b>	<b>48</b>	<b>19</b>	<b>28</b>	<b>1</b>	<b>48/48</b>	<b>16/31</b>	<b>0</b>	<b>384</b>
<b>Opponents</b>	<b>26</b>	<b>8</b>	<b>16</b>	<b>2</b>	<b>24/26</b>	<b>14/26</b>	<b>0</b>	<b>222</b>

Kickoff Returns	No.	Yds	Avg	Lg	TD
Campfield	26	540	20.8	33	0
Henry	7	154	22.0	39	0
Giammona	7	82	11.7	16	0
Harrington	6	104	17.3	30	0
Dixon	2	30	15.0	15	0
Montgomery	1	23	23.0	23	0
Blue	1	16	16.0	16	0
R.Baker	1	6	6.0	6	0
Clarke	1	0	0.0	0	0
Spagnola	1	0	0.0	0	0
<b>Eagles</b>	<b>53</b>	<b>955</b>	<b>18.0</b>	<b>39</b>	<b>0</b>
<b>Opponents</b>	<b>69</b>	<b>1307</b>	<b>18.9</b>	<b>41</b>	<b>0</b>

Punt Returns	Ret	FC	Yds	Avg	Lg	TD
Sciarrra	36	1	330	9.2	32	0
Henry	26	1	222	8.5	30	0
Giammona	1	0	8	8.0	8	0
<b>Eagles</b>	<b>63</b>	<b>2</b>	<b>560</b>	<b>8.9</b>	<b>32</b>	<b>0</b>
<b>Opponents</b>	<b>35</b>	<b>9</b>	<b>224</b>	<b>6.4</b>	<b>21</b>	<b>0</b>

**Sacks:** Eagles 44.0, Opponents 33.0

**Pro Bowl Selections:** WR Harold Carmichael, QB Ron Jaworski, NT Charlie Johnson, SS Randy Logan

USUAL STARTERS			
WR	Harold Carmichael	LDE	Dennis Harrison
LT	Stan Walters	NT	Charlie Johnson
LG	Pete Perot	RDE	Carl Hairston
C	Guy Morriss	LLB	John Bunting
RG	Woody Peoples	ILB	Bill Bergey
RT	Jerry Sisemore	ILB	Frank LeMaster
TE	Keith Krepfle	RLB	Jerry Robinson
WR	Charles Smith	LCB	Roynell Young
QB	Ron Jaworski	RCB	Herman Edwards
RB	Wilbert Montgomery	SS	Randy Logan
RB	Leroy Harris	FS	Brenard Wilson

Passing	Att	Cmp	Yds	Cmp%	Yds/Att	TD	TD%	Int	Int%	Lg	Sk/Lost	Rat
Jaworski	451	257	3529	57.0	7.82	27	6.0	12	2.7	56t	na	91.0
Pisarcik	22	15	187	68.2	8.50	0	0.0	0	0.0	46	na	94.3
Giammona	3	3	55	100.0	18.33	1	33.3	0	0.0	27	na	158.3
Montgomery	1	0	0	0.0	0.00	0	0.0	0	0.0	0	na	39.6
<b>Eagles</b>	<b>477</b>	<b>275</b>	<b>3771</b>	<b>57.7</b>	<b>7.91</b>	<b>28</b>	<b>5.9</b>	<b>12</b>	<b>2.5</b>	<b>56t</b>	<b>33/247</b>	<b>92.1</b>
<b>Opponents</b>	<b>543</b>	<b>265</b>	<b>3180</b>	<b>48.8</b>	<b>5.86</b>	<b>16</b>	<b>2.9</b>	<b>25</b>	<b>4.6</b>	<b>86t</b>	<b>44/355</b>	<b>57.8</b>



# 1981 EAGLES STATISTICS



**Record: 10-6, 2nd in NFC East**  
**Head Coach: Dick Vermeil**

S-06	W	24-10	at NY Giants	72,459
S-13	W	13-3	New England	71,089
S-17	W	20-14	at Buffalo	78,331
S-27	W	36-13	Washington	70,664
O-05	W	16-13	Atlanta	71,488
O-11	W	31-14	at New Orleans	52,728
O-18	L	23-35	at Minnesota	45,459
O-25	W	20-10	Tampa Bay	70,714
N-01	L	14-17	Dallas	72,111
N-08	W	52-10	at St. Louis	48,421
N-15	W	38-13	Baltimore	68,613
N-22	L	10-20	NY Giants	66,327
N-30	L	10-13	at Miami	67,797
D-06	L	13-15	at Washington	52,206
D-13	L	10-21	at Dallas	64,955
D-20	W	38-0	St. Louis	56,636
<b>NFC WILD CARD</b>				
D-27	L	21-27	NY Giants	71,611

**TEAM STATS**

	EAGLES	OPP
<b>Total First Downs</b>	<b>332</b>	<b>266</b>
Rushing	157	102
Passing	150	137
Penalty	25	27
<b>3rd Down: Made/Att</b>	<b>95/214</b>	<b>101/236</b>
3rd Down Pct.	44.4	42.9
<b>4th Down: Made/Att</b>	<b>na</b>	<b>na</b>
4th Down Pct.	na	na
<b>Possession Avg.</b>	<b>na</b>	<b>na</b>
<b>Total Net Yards</b>	<b>5553</b>	<b>4447</b>
Avg. Per Game	347.1	277.9
Total Plays	1058	1023
Avg. Per Play	5.2	4.3
<b>Net Yards Rushing</b>	<b>2509</b>	<b>1751</b>
Avg. Per Game	156.8	109.4
Total Rushes	559	476
<b>Net Yards Passing</b>	<b>3044</b>	<b>2696</b>
Avg. Per Game	190.3	168.5
Sacked/Yards Lost	22/205	40/354
Gross Yards	3249	3050
Att./Completions	476/258	507/248
Completion Pct.	54.2	48.9
Had Intercepted	22	26
<b>Punts/Average</b>	<b>64/40.3</b>	<b>76/40.7</b>
<b>Net Punting Avg.</b>	<b>34.6</b>	<b>33.8</b>
<b>Penalties/Yards</b>	<b>113/855</b>	<b>90/798</b>
<b>Fumbles/Ball Lost</b>	<b>33/17</b>	<b>40/21</b>
<b>Touchdowns</b>	<b>44</b>	<b>26</b>
Rushing	17	11
Passing	25	12
Returns	2	3

**Score By Periods**

	Q1	Q2	Q3	Q4	OT	Pts
Eagles	71	125	82	90	0	368
Opponents	42	64	24	91	0	221

Rushing	No.	Yds	Avg	Lg	TD
Montgomery	286	1402	4.9	41	8
Oliver	74	329	4.4	39	1
Harrington	34	140	4.1	16	2
Murray	23	134	5.8	20	0
Jaworski	22	128	5.8	26	0
Russell	41	123	3.0	17	4
Campfield	31	115	3.7	13	1
Giammona	33	98	3.0	9	1
Atkins	1	21	21.0	21	0
LeMaster	1	7	7.0	7	0
R.Smith	1	7	7.0	7	0
C.Smith	2	5	2.5	5	0
Carmichael	1	1	1.0	1	0
Pisarcik	7	1	0.1	10	0
Sciarra	1	0	0.0	0	0
Henry	1	-2	-2.0	-2	0
<b>Eagles</b>	<b>559</b>	<b>2509</b>	<b>4.5</b>	<b>41</b>	<b>17</b>
<b>Opponents</b>	<b>476</b>	<b>1751</b>	<b>3.7</b>	<b>73</b>	<b>11</b>

Receiving	No.	Yds	Avg	Lg	TD
Carmichael	61	1028	16.9	85t	6
Montgomery	49	521	10.6	35t	2
C.Smith	38	564	14.8	32	4
Campfield	36	326	9.1	29t	3
Krepfle	20	210	10.5	26	5
Oliver	10	37	3.7	27	0
Henry	9	145	16.1	44t	2
Harrington	9	27	3.0	12	0
Parker	8	168	21.0	55t	2
Spagnola	6	83	13.8	28	0
Giammona	6	54	9.0	19	1
R.Smith	4	84	21.0	42	0
Murray	1	7	7.0	7	0
Russell	1	-5	-5.0	-5	0
<b>Eagles</b>	<b>258</b>	<b>3249</b>	<b>12.6</b>	<b>85t</b>	<b>25</b>
<b>Opponents</b>	<b>248</b>	<b>3050</b>	<b>12.3</b>	<b>50t</b>	<b>12</b>

INTs	No.	Yds	Avg	Lg	TD
Wilson	5	74	14.8	26	0
Young	4	35	8.8	33	0
Edwards	3	1	0.3	1	0
Chesley	2	66	33.0	35	0
Blackmore	2	43	21.5	25	0
LeMaster	2	28	14.0	22	0
Wilkes	2	18	9.0	11	0
Logan	2	-1	-0.5	-1	0
Robinson	1	3	3.0	3	0
Johnson	1	0	0.0	0	0
Phillips	1	0	0.0	0	0
Sciarra	1	0	0.0	0	0
<b>Eagles</b>	<b>26</b>	<b>270</b>	<b>10.4</b>	<b>35</b>	<b>0</b>
<b>Opponents</b>	<b>22</b>	<b>357</b>	<b>16.2</b>	<b>52t</b>	<b>2</b>

Punting	No	Yds	Avg	Net	TB	Lg	B
Runager	63	2567	40.7	34.9	6	64	na
Franklin	1	13	13.0	13.0	0	13	na
<b>Eagles</b>	<b>64</b>	<b>2580</b>	<b>40.3</b>	<b>34.6</b>	<b>6</b>	<b>64</b>	<b>na</b>
<b>Opponents</b>	<b>76</b>	<b>3092</b>	<b>40.7</b>	<b>33.8</b>	<b>na</b>	<b>75</b>	<b>na</b>

Passing	Att	Cmp	Yds	Cmp%	Yds/Att	TD	TD%	Int	Int%	Lg	Sk/Lost	Rat
Jaworski	461	250	3095	54.2	6.71	23	5.0	20	4.3	85t	na	73.8
Pisarcik	15	8	154	53.3	10.27	2	13.3	2	13.3	44t	na	89.3
<b>Eagles</b>	<b>476</b>	<b>258</b>	<b>3249</b>	<b>54.2</b>	<b>6.83</b>	<b>25</b>	<b>5.3</b>	<b>22</b>	<b>4.6</b>	<b>85t</b>	<b>22/205</b>	<b>73.9</b>
<b>Opponents</b>	<b>507</b>	<b>248</b>	<b>3050</b>	<b>48.9</b>	<b>6.02</b>	<b>12</b>	<b>2.4</b>	<b>26</b>	<b>5.1</b>	<b>50t</b>	<b>40/354</b>	<b>54.4</b>

Scoring	TD	Ru	Pa	Rt	PAT	FG	2Pt	Pts
Franklin	0	0	0	0	41/43	20/31	0	101
Montgomery	10	8	2	0			0	60
Carmichael	6	0	6	0			0	36
Krepfle	5	0	5	0			0	30
Campfield	4	1	3	0			0	24
Russell	4	4	0	0			0	24
C.Smith	4	0	4	0			0	24
Giammona	2	1	1	0			0	12
Harrington	2	2	0	0			0	12
Henry	2	2	0	0			0	12
Parker	2	0	2	0			0	12
G.Brown	1	0	0	1			0	6
LeMaster	1	0	0	1			0	6
Oliver	1	1	0	0			0	6
Clarke (safety)	0	0	0	0			0	2
Wilkes	0	0	0	0	1/1	0/0	0	1
<b>Eagles</b>	<b>44</b>	<b>17</b>	<b>25</b>	<b>2</b>	<b>42/44</b>	<b>20/31</b>	<b>0</b>	<b>368</b>
<b>Opponents</b>	<b>26</b>	<b>11</b>	<b>12</b>	<b>3</b>	<b>23/26</b>	<b>14/28</b>	<b>0</b>	<b>221</b>

Field Goals	1-19	20-29	30-39	40-49	50+
Franklin	0/0	5/5	7/9	7/13	1/4
<b>Eagles</b>	<b>0/0</b>	<b>5/5</b>	<b>7/9</b>	<b>7/13</b>	<b>1/4</b>
<b>Opponents</b>	<b>1/2</b>	<b>5/6</b>	<b>4/6</b>	<b>4/13</b>	<b>0/1</b>

Kickoff Returns	No.	Yds	Avg	Lg	TD
Henry	25	533	21.3	43	0
Campfield	12	223	18.6	32	0
Russell	2	28	14.0	20	0
Giammona	1	19	19.0	19	0
Atkins	1	15	15.0	15	0
Murray	1	14	14.0	14	0
Clarke	1	0	0.0	0	0
<b>Eagles</b>	<b>43</b>	<b>832</b>	<b>19.3</b>	<b>43</b>	<b>0</b>
<b>Opponents</b>	<b>60</b>	<b>1304</b>	<b>21.7</b>	<b>57</b>	<b>0</b>

Punt Returns	Ret	FC	Yds	Avg	Lg	TD
Henry	54	8	396	7.3	52	0
Sciarra	4	0	26	6.5	10	0
<b>Eagles</b>	<b>58</b>	<b>8</b>	<b>422</b>	<b>7.3</b>	<b>52</b>	<b>0</b>
<b>Opponents</b>	<b>34</b>	<b>1</b>	<b>246</b>	<b>7.2</b>	<b>21</b>	<b>0</b>

Sacks: Eagles 40.0, Opponents 22.0

Pro Bowl Selections: NT Charlie Johnson, LB Frank LeMaster, LB Jerry Robinson, RT Jerry Sisemore, CB Roynell Young

USUAL STARTERS			
WR	Harold Carmichael	LDE	Dennis Harrison
LT	Stan Walters	NT	Charlie Johnson
LG	Steve Kenney	RDE	Carl Hairston
C	Guy Morriss	LLB	John Bunting (8)
RG	Ron Baker		Reggie Wilkes (8)
RT	Jerry Sisemore	ILB	Al Chesley
TE	Keith Krepfle	ILB	Frank LeMaster
WR	Charles Smith	RLB	Jerry Robinson
QB	Ron Jaworski	LCB	Roynell Young
RB	Wilbert Montgomery	RCB	Herman Edwards
RB	Hubie Oliver	SS	Randy Logan
		FS	Brenard Wilson

# 1982 EAGLES STATISTICS



**Record: 3-6, 13th in NFC**  
**Head Coach: Dick Vermeil**

S-12	L	34-37	Washington (OT)	68,885
S-19	W	24-21	at Cleveland	78,830
N-21	L	14-18	Cincinnati	65,172
N-28	L	9-13	at Washington	48,313
D-05	L	20-23	St. Louis	63,622
D-11	L	7-23	at NY Giants	66,053
D-19	W	35-14	Houston	44,119
D-26	W	24-20	at Dallas	46,199
J-02	L	24-26	NY Giants	55,797

Note: As a result of a 57-day NFL players' strike, the NFL schedule was reduced from 16 weeks to nine weeks.

## TEAM STATS

	EAGLES	OPP
Total First Downs	157	177
Rushing	48	68
Passing	100	100
Penalty	9	9
<b>3rd Down: Made/Att</b>	<b>32/106</b>	<b>61/140</b>
3rd Down Pct.	30.2	43.6
<b>4th Down: Made/Att</b>	<b>7/11</b>	<b>2/4</b>
4th Down Pct.	63.6	50.0
<b>Possession Avg.</b>	<b>na</b>	<b>na</b>
<b>Total Net Yards</b>	<b>2685</b>	<b>2938</b>
Avg. Per Game	298.3	326.4
Total Plays	531	614
Avg. Per Play	5.1	4.8
<b>Net Yards Rushing</b>	<b>828</b>	<b>1031</b>
Avg. Per Game	92.1	114.6
Total Rushes	211	299
Net Yards Passing	1856	1907
Avg. Per Game	206.2	211.9
Sacked/Yards Lost	31/244	30/229
Gross Yards	2100	2136
Att./Completions	288/168	285/168
Completion Pct.	58.3	58.9
Had Intercepted	13	15
<b>Punts/Average</b>	<b>44/40.5</b>	<b>38/36.8</b>
<b>Net Punting Avg.</b>	<b>32.9</b>	<b>33.4</b>
<b>Penalties/Yards</b>	<b>38/253</b>	<b>45/341</b>
<b>Fumbles/Ball Lost</b>	<b>26/10</b>	<b>21/12</b>
<b>Touchdowns</b>	<b>25</b>	<b>19</b>
Rushing	11	5
Passing	12	14
Returns	2	0

Passing	Att	Cmp	Yds	Cmp%	Yds/Att	TD	TD%	Int	Int%	Lg	Sk/Lost	Rat
Jaworski	286	167	2076	58.4	7.30	12	4.2	12	4.2	57	31/244	77.5
Pisarcik	1	1	24	100.0	24.00	0	0.0	0	0.0	24	0/0	118.8
Giammona	1	0	0	0.0	0.00	0	0.0	1	100.0	0	0/0	0.0
<b>Eagles</b>	<b>288</b>	<b>168</b>	<b>2100</b>	<b>58.3</b>	<b>7.30</b>	<b>12</b>	<b>4.2</b>	<b>13</b>	<b>4.5</b>	<b>57</b>	<b>31/244</b>	<b>76.2</b>
<b>Opponents</b>	<b>285</b>	<b>168</b>	<b>2136</b>	<b>58.9</b>	<b>7.50</b>	<b>14</b>	<b>4.9</b>	<b>15</b>	<b>5.3</b>	<b>78t</b>	<b>30/229</b>	<b>76.9</b>

Rushing	No.	Yds	Avg	Lg	TD
Montgomery	114	515	4.5	90t	7
Harrington	56	231	4.1	37	1
L.Harris	17	39	2.3	14	2
Giammona	11	29	3.6	8	1
Jaworski	10	9	0.9	6	0
Hoover	1	5	5.0	5	0
Campfield	1	2	2.0	2	0
LeMaster	1	-2	-2.0	-2	0
<b>Eagles</b>	<b>211</b>	<b>828</b>	<b>3.9</b>	<b>90t</b>	<b>11</b>
<b>Opponents</b>	<b>299</b>	<b>1031</b>	<b>3.4</b>	<b>32</b>	<b>5</b>

Receiving	No.	Yds	Avg	Lg	TD
Carmichael	35	540	15.4	44t	4
R.Smith	34	475	14.0	41t	1
Spagnola	26	313	12.0	57	2
Montgomery	20	258	12.9	42t	2
Campfield	14	141	10.1	24	1
Harrington	13	74	5.7	18	0
Quick	10	156	15.6	49t	1
Giammona	8	67	8.4	16	0
Kab	4	35	8.8	13	1
L.Harris	3	17	5.6	9	0
Sampleton	1	24	24.0	24	0
<b>Eagles</b>	<b>168</b>	<b>2100</b>	<b>12.5</b>	<b>57</b>	<b>12</b>
<b>Opponents</b>	<b>168</b>	<b>2136</b>	<b>12.7</b>	<b>78t</b>	<b>14</b>

INTs	No.	Yds	Avg	Lg	TD
Edwards	5	3	0.6	3	0
Young	4	3	0.8	3	0
J.Robinson	3	19	6.3	12	0
Blackmore	1	20	20.0	20t	1
Bunting	1	0	0.0	0	0
Wilson	1	0	0.0	0	0
<b>Eagles</b>	<b>15</b>	<b>45</b>	<b>3.0</b>	<b>20t</b>	<b>1</b>
<b>Opponents</b>	<b>13</b>	<b>87</b>	<b>6.7</b>	<b>37</b>	<b>0</b>

Punting	No	Yds	Avg	Net	TB	Lg	B
Runager	44	1784	40.5	32.9	1	53	0
<b>Eagles</b>	<b>44</b>	<b>1784</b>	<b>40.5</b>	<b>32.9</b>	<b>1</b>	<b>53</b>	<b>0</b>
<b>Opponents</b>	<b>38</b>	<b>1398</b>	<b>36.8</b>	<b>33.4</b>	<b>1</b>	<b>55</b>	<b>0</b>

Punt Returns	Ret	FC	Yds	Avg	Lg	TD
Henry	20	2	103	5.2	11	0
Sciarra	2	2	5	2.5	5	0
Giammona	0	1	0	0.0	0	0
<b>Eagles</b>	<b>22</b>	<b>5</b>	<b>108</b>	<b>4.9</b>	<b>11</b>	<b>0</b>
<b>Opponents</b>	<b>31</b>	<b>0</b>	<b>316</b>	<b>10.2</b>	<b>33</b>	<b>0</b>

Score By Periods	Q1	Q2	Q3	Q4	OT	Pts
Eagles	45	34	36	76	0	191
Opponents	36	76	30	50	3	195

Scoring	TD	Ru	Pa	Rt	PAT	FG	2Pt	Pts
Montgomery	9	7	2	0			0	54
Franklin	0	0	0	0	23/25	6/9	0	41
Carmichael	4	0	4	0			0	24
L.Harris	2	2	0	0			0	12
Spagnola	2	0	2	0			0	12
Blackmore	1	0	0	1			0	6
G.Brown	1	0	0	1			0	6
Campfield	1	0	1	0			0	6
Giammona	1	1	0	0			0	6
Harrington	1	1	0	0			0	6
Kab	1	0	1	0			0	6
Quick	1	0	1	0			0	6
R.Smith	1	0	1	0			0	6
<b>Eagles</b>	<b>25</b>	<b>11</b>	<b>12</b>	<b>2</b>	<b>23/25</b>	<b>6/9</b>	<b>0</b>	<b>191</b>
<b>Opponents</b>	<b>19</b>	<b>5</b>	<b>14</b>	<b>0</b>	<b>19/19</b>	<b>20/22</b>	<b>0</b>	<b>195</b>

\* Opponents registered one safety

Field Goals	1-19	20-29	30-39	40-49	50+
Franklin	0/0	1/1	1/2	4/5	0/1
<b>Eagles</b>	<b>0/0</b>	<b>1/1</b>	<b>1/2</b>	<b>4/5</b>	<b>0/1</b>
<b>Opponents</b>	<b>2/2</b>	<b>6/6</b>	<b>7/8</b>	<b>5/6</b>	<b>0/0</b>

Franklin: (44G,44G) (47G) (44N) (52N,41G) (54N) () () (22G) (35G)

Kickoff Returns	No.	Yds	Avg	Lg	TD
Henry	24	541	22.5	44	0
Hoover	7	113	16.1	43	0
Murray	3	42	14.0	16	0
Campfield	2	30	15.0	16	0
Slater	2	30	15.0	15	0
Montgomery	1	12	12.0	12	0
<b>Eagles</b>	<b>39</b>	<b>768</b>	<b>19.7</b>	<b>44</b>	<b>0</b>
<b>Opponents</b>	<b>39</b>	<b>885</b>	<b>22.7</b>	<b>58</b>	<b>0</b>

Sacks: Harrison 10.5, Clarke 4.5, Hairston 4.0, G.Brown 4.0, Bunting 3.0, LeMaster 2.0, J.Robinson 1.0, Wilkes 1.0, **Eagles 30.0, Opponents 31.0**

Leading Tacklers: J.Robinson 95, Clarke 85, Harrison 66, LeMaster 62, Hairston 60, Bunting 55, Wilson 43, Wilkes 42, Logan 24, Young 21

Pro Bowl Selections: DE Dennis Harrison

## USUAL STARTERS

WR	Harold Carmichael	LDE	Dennis Harrison
LT	Stan Walters	NT	Ken Clarke
LG	Steve Kenney	RDE	Carl Hairston
C	Guy Morriss	LLB	John Bunting
RG	Ron Baker	ILB	Jerry Robinson
RT	Jerry Sisemore	ILB	Frank LeMaster
TE	John Spagnola	RLB	Reggie Wilkes
WR	Ron Smith	LCB	Roynell Young
QB	Ron Jaworski	RCB	Herman Edwards
RB	Wilbert Montgomery	SS	Randy Logan
FB	Perry Harrington	FS	Brenard Wilson

# 1983 EAGLES STATISTICS



Record: 5-11, 4th in NFC East					
Head Coach: Marion Campbell					
S-03	W	22-17	at San Francisco	55,775	
S-11	L	13-23	Washington	69,542	
S-18	W	13-10	at Denver	74,202	
S-25	L	11-14	St. Louis	64,465	
O-02	W	28-24	at Atlanta	50,621	
O-09	W	17-13	at NY Giants	73,291	
O-16	L	7-37	at Dallas	63,070	
O-23	L	6-7	Chicago	45,263	
O-30	L	21-22	Baltimore	59,150	
N-06	L	20-27	Dallas	71,236	
N-13	L	14-17	at Chicago	47,524	
N-20	L	0-23	NY Giants	57,977	
N-27	L	24-28	at Washington	54,324	
D-04	W	13-9	LA Rams	32,867	
D-11	L	17-20	New Orleans (OT)	45,182	
D-18	L	7-31	at St. Louis	21,902	

Rushing	No.	Yds	Avg	Lg	TD
Oliver	121	434	3.6	24	1
M.Williams	103	385	3.7	32	0
Haddix	91	220	2.4	11	2
Montgomery	29	139	4.8	32	0
Jaworski	25	129	5.2	29	1
Harrington	23	98	4.3	35	1
Everett	5	7	1.4	7	0
Runager	1	6	6.0	6	0
Pastorini	1	0	0.0	0	0
Pisarcik	3	-1	-0.3	0	0
<b>Eagles</b>	<b>402</b>	<b>1417</b>	<b>3.5</b>	<b>35</b>	<b>5</b>
<b>Opponents</b>	<b>633</b>	<b>2655</b>	<b>4.2</b>	<b>39</b>	<b>14</b>

Receiving	No.	Yds	Avg	Lg	TD
Quick	69	1409	20.4	83t	13
Oliver	49	421	8.6	25	2
Carmichael	38	515	13.6	35	3
Haddix	23	254	11.0	34	0
Kab	18	195	10.8	25	1
M.Williams	17	142	8.4	29	0
Hoover	10	221	22.1	68	0
Montgomery	9	53	5.9	13	0
Woodruff	6	70	11.7	29t	2
Dixon	4	54	13.5	22	0
G.Young	3	125	41.7	71t	1
Sampleton	2	28	14.0	19	0
Everett	2	18	9.0	11	0
Harrington	1	19	19.0	19	0
R.Smith	1	8	8.0	8	0
<b>Eagles</b>	<b>252</b>	<b>3532</b>	<b>14.0</b>	<b>83t</b>	<b>22</b>
<b>Opponents</b>	<b>247</b>	<b>3048</b>	<b>12.3</b>	<b>73t</b>	<b>20</b>

INTs	No.	Yds	Avg	Lg	TD
Griggs	3	61	20.3	32	0
Ellis	1	18	18.0	18	0
Edwards	1	0	0.0	0	0
Foules	1	0	0.0	0	0
Logan	1	0	0.0	0	0
Young	1	0	0.0	0	0
<b>Eagles</b>	<b>8</b>	<b>79</b>	<b>9.9</b>	<b>32</b>	<b>0</b>
<b>Opponents</b>	<b>18</b>	<b>155</b>	<b>8.6</b>	<b>29</b>	<b>0</b>

Punting	No	Yds	Avg	Net	TB	Lg	B
Runager	59	2459	41.7	34.2	5	55	0
Skladany	27	1062	39.4	31.5	2	51	0
<b>Eagles</b>	<b>86</b>	<b>3521</b>	<b>40.9</b>	<b>33.4</b>	<b>7</b>	<b>55</b>	<b>0</b>
<b>Opponents</b>	<b>80</b>	<b>3020</b>	<b>37.8</b>	<b>33.5</b>	<b>4</b>	<b>59</b>	<b>1</b>

Punt Returns	Ret	FC	Yds	Avg	Lg	TD
Sciarra	22	3	115	5.2	14	0
G.Young	14	3	93	6.6	23	0
Hoover	7	4	44	6.3	13	0
Foules	1	0	7	7.0	7	0
Logan	1	0	0	0.0	0	0
<b>Eagles</b>	<b>45</b>	<b>10</b>	<b>259</b>	<b>5.8</b>	<b>23</b>	<b>0</b>
<b>Opponents</b>	<b>57</b>	<b>4</b>	<b>511</b>	<b>9.0</b>	<b>25</b>	<b>0</b>

Score By Periods	Q1	Q2	Q3	Q4	OT	Pts
Eagles	58	54	61	60	0	233
Opponents	47	128	53	91	3	322

Scoring	TD	Ru	Pa	Rt	PAT	FG	2Pt	Pts
Quick	13	0	13	0			0	78
Franklin	0	0	0	0	24/27	15/26	0	69
Carmichael	3	0	3	0			0	18
Oliver	3	1	2	0			0	18
Haddix	2	2	0	0			0	12
Woodruff	2	0	2	0			0	12
Harrington	1	1	0	0			0	6
Jaworski	1	1	0	0			0	6
Kab	1	0	1	0			0	6
G.Young	1	0	1	0			0	6
Team (safety)	0	0	0	0			0	2
<b>Eagles</b>	<b>27</b>	<b>5</b>	<b>22</b>	<b>0</b>	<b>24/27</b>	<b>15/26</b>	<b>0</b>	<b>233</b>
<b>Opponents</b>	<b>34</b>	<b>14</b>	<b>20</b>	<b>0</b>	<b>34/34</b>	<b>28/37</b>	<b>0</b>	<b>322</b>

Field Goals	1-19	20-29	30-39	40-49	50+
Franklin	1/1	5/5	6/9	2/8	1/3
<b>Eagles</b>	<b>1/1</b>	<b>5/5</b>	<b>6/9</b>	<b>2/8</b>	<b>1/3</b>
<b>Opponents</b>	<b>0/0</b>	<b>12/14</b>	<b>10/13</b>	<b>4/6</b>	<b>2/4</b>

**Franklin:** [44G,44G] (47G) [44N] [52N,41G] [54N] ( ) ( ) [22G] [35G]

Kickoff Returns	No.	Yds	Avg	Lg	TD
G.Young	27	565	20.9	52	0
Everett	14	275	19.6	46	0
Ellis	7	119	17.0	25	0
Harrington	4	79	19.8	26	0
M.Williams	3	59	19.7	26	0
Haddix	3	51	17.0	24	0
Fritzsche	2	17	8.5	15	0
Darby	2	3	1.5	3	0
<b>Eagles</b>	<b>62</b>	<b>1168</b>	<b>18.8</b>	<b>52</b>	<b>0</b>
<b>Opponents</b>	<b>45</b>	<b>804</b>	<b>17.9</b>	<b>30</b>	<b>0</b>

**Sacks:** Harrison 11.5, G.Brown 8.5, Hairston 5.0, Armstrong 3.5, J.Williams 2.5, Clarke 1.0, Darby 1.0, Griggs 1.0, Hopkins 1.0, J.Robinson 1.0, **Eagles 36.0**, **Opponents 57.0**

**Leading Tacklers:** J.Robinson 177, Griggs 129, Clarke 110, J.Williams 105, Hopkins 105, Harrison 102, G.Brown 74, Wilkes 66, R.Young 56, Logan 56

**Pro Bowl Selections:** WR Mike Quick

USUAL STARTERS			
WR	Harold Carmichael	LDE	Dennis Harrison
LT	Stan Walters	NT	Ken Clarke
LG	Steve Kenney	RDE	Carl Hairston
C	Guy Morriss	LLB	Reggie Wilkes
RG	Ron Baker	ILB	Jerry Robinson
RT	Jerry Sisemore	ILB	Anthony Griggs
TE	Vito Kab	RLB	Joel Williams
WR	Mike Quick	LCB	Roynell Young
QB	Ron Jaworski	RCB	Herman Edwards
RB	Michael Williams (9)	SS	Randy Logan
	Michael Haddix (6)	FS	Wes Hopkins
FB	Hubie Oliver		

Passing	Att	Cmp	Yds	Cmp%	Yds/Att	TD	TD%	Int	Int%	Lg	Sk/Lost	Rat
Jaworski	446	235	3315	52.7	7.43	20	4.5	18	4.0	83t	53/385	75.1
Pisarcik	34	16	172	47.1	5.06	1	2.9	0	0.0	33	4/30	72.2
Carmichael	1	1	45	100.0	45.00	1	100.0	0	0.0	45t	0/0	158.3
Pastorini	5	0	0	0.0	0.00	0	0.0	0	0.0	--	0/0	39.6
<b>Eagles</b>	<b>486</b>	<b>252</b>	<b>3532</b>	<b>51.9</b>	<b>7.27</b>	<b>22</b>	<b>4.5</b>	<b>18</b>	<b>3.7</b>	<b>83t</b>	<b>57/415</b>	<b>75.2</b>
<b>Opponents</b>	<b>430</b>	<b>247</b>	<b>3048</b>	<b>57.4</b>	<b>7.09</b>	<b>20</b>	<b>4.7</b>	<b>8</b>	<b>1.9</b>	<b>73t</b>	<b>36/256</b>	<b>87.2</b>

# 1984 EAGLES STATISTICS



**Record: 6-9-1, 5th in NFC East**  
**Head Coach: Marion Campbell**

S-02	L	27-28	at NY Giants	71,520
S-09	W	19-17	Minnesota	55,942
S-16	L	17-23	at Dallas	64,521
S-23	L	9-21	San Francisco	62,771
S-30	L	0-20	at Washington	53,064
O-07	W	27-17	at Buffalo	37,555
O-14	W	16-7	Indianapolis	50,277
O-21	W	24-10	NY Giants	64,677
O-28	L	14-34	St. Louis	54,310
N-04	T	23-23	at Detroit (OT)	59,141
N-11	L	23-24	at Miami	70,227
N-18	W	16-10	Washington	63,117
N-25	L	16-17	at St. Louis	39,858
D-02	L	10-26	Dallas	66,322
D-09	W	27-17	New England	41,581
D-16	L	10-26	at Atlanta	15,582

Rushing		No.	Yds	Avg	Lg	TD
Montgomery		201	789	3.9	27	2
Oliver		72	263	3.7	17	0
Haddix		48	130	2.7	21	1
M.Williams		33	83	2.5	8	0
Hardy		14	41	2.9	10	0
Pisarcik		7	19	2.7	16	2
Jaworski		5	18	3.6	10	1
Quick		1	-5	-5.0	-5	0
<b>Eagles</b>		<b>381</b>	<b>1338</b>	<b>3.5</b>	<b>27</b>	<b>6</b>
<b>Opponents</b>		<b>556</b>	<b>2189</b>	<b>3.9</b>	<b>34</b>	<b>12</b>

Receiving		No.	Yds	Avg	Lg	TD
Spagnola		65	701	10.8	34	1
Quick		61	1052	17.2	90t	9
Montgomery		60	501	8.4	28	0
Haddix		33	231	7.0	22	0
Oliver		32	142	4.4	21	0
Woodruff		30	484	16.1	38	3
K.Jackson		26	398	15.3	83t	1
Kab		9	102	11.3	26	3
M.Williams		7	47	6.7	15	0
Hoover		6	143	23.8	44	2
Hardy		2	22	11.0	13	0
<b>Eagles</b>		<b>331</b>	<b>3823</b>	<b>11.5</b>	<b>90t</b>	<b>19</b>
<b>Opponents</b>		<b>262</b>	<b>3506</b>	<b>13.4</b>	<b>68</b>	<b>22</b>

INTs		No.	Yds	Avg	Lg	TD
Ellis		7	119	17.0	31	0
Hopkins		5	107	21.4	33	0
Foules		4	27	6.8	20	0
Edwards		2	0	0.0	0	0
Wilson		1	28	28.0	28	0
Wilkes		1	6	6.0	6	0
<b>Eagles</b>		<b>20</b>	<b>287</b>	<b>14.4</b>	<b>33</b>	<b>0</b>
<b>Opponents</b>		<b>17</b>	<b>211</b>	<b>12.4</b>	<b>43</b>	<b>1</b>

Punting		No	Yds	Avg	Net	TB	Lg	B
Horan		92	3880	42.2	35.6	6	69	0
<b>Eagles</b>		<b>92</b>	<b>3880</b>	<b>42.2</b>	<b>35.6</b>	<b>6</b>	<b>69</b>	<b>0</b>
<b>Opponents</b>		<b>89</b>	<b>3497</b>	<b>39.3</b>	<b>33.6</b>	<b>13</b>	<b>64</b>	<b>2</b>

Kickoff Returns		No.	Yds	Avg	Lg	TD
Hayes		22	441	20.0	44	0
Cooper		17	296	17.4	48	0
Waters		13	319	24.5	89t	1
Everett		3	40	13.3	18	0
Ellis		2	25	12.5	15	0
Hardy		1	20	20.0	20	0
Strauthers		1	12	12.0	12	0
<b>Eagles</b>		<b>59</b>	<b>1153</b>	<b>19.5</b>	<b>89t</b>	<b>1</b>
<b>Opponents</b>		<b>69</b>	<b>1298</b>	<b>18.8</b>	<b>51</b>	<b>0</b>

Score By Periods		Q1	Q2	Q3	Q4	OT	Pts
Eagles		64	76	53	85	0	278
Opponents		61	102	74	83	0	320

Scoring		TD	Ru	Pa	Rt	PAT	FG	2Pt	Pts
McFadden		0	0	0	0	26-27	30-37	0	116
Quick		9	0	9	0			0	54
Kab		3	0	3	0			0	18
Woodruff		3	0	3	0			0	18
Hoover		2	0	2	0			0	12
Montgomery		2	2	0	0			0	12
Pisarcik		2	2	0	0			0	12
Haddix		1	1	0	0			0	6
K.Jackson		1	0	1	0			0	6
Jaworski		1	1	0	0			0	6
Kraynak		1	0	0	1			0	6
Spagnola		1	0	1	0			0	6
Waters		1	0	0	1			0	6
<b>Eagles</b>		<b>27</b>	<b>6</b>	<b>19</b>	<b>2</b>	<b>26-27</b>	<b>30-37</b>	<b>0</b>	<b>278</b>
<b>Opponents</b>		<b>36</b>	<b>12</b>	<b>22</b>	<b>2</b>	<b>36-36</b>	<b>22-35</b>	<b>0</b>	<b>320</b>

\* Opponents registered one safety

Field Goals		1-19	20-29	30-39	40-49	50+
McFadden		0/0	4/5	13/16	10/12	3/4
<b>Eagles</b>		<b>0/0</b>	<b>4/5</b>	<b>13/16</b>	<b>10/12</b>	<b>3/4</b>
<b>Opponents</b>		<b>2/2</b>	<b>6/8</b>	<b>10/14</b>	<b>3/7</b>	<b>1/4</b>

**McFadden:** (47G,37N,41G) (27G,37G,49G,37G) (39G,39N) (35G,32G,33G) ( ) (36G,22G) (34G,32G,33G) (45G,52N) ( ) (52G,51G,40G) (45G) (43G,34G,41G,44N) (31G,43G,26N,32G) (23G) (50G,46G,48N) (20G,37N)

Punt Returns		Ret	FC	Yds	Avg	Lg	TD
Cooper		40	19	250	6.3	16	0
<b>Eagles</b>		<b>40</b>	<b>19</b>	<b>250</b>	<b>6.3</b>	<b>16</b>	<b>0</b>
<b>Opponents</b>		<b>58</b>	<b>7</b>	<b>486</b>	<b>8.4</b>	<b>46</b>	<b>0</b>

**Sacks:** G.Brown 16.0, D.Harrison 12.0, Clarke 10.5, Darby 5.0, Armstrong 3.0, Griggs 3.0, Strauthers 2.0, Wilkes 2.0, Hopkins 1.5, Schulz 1.5, J.Williams 1.5, J.Robinson 1.0, Team 1.0, **Eagles 60.0, Opponents 60.0**

**Leading Tacklers:** J.Robinson 143, G.Brown 128, Hopkins 128, Clarke 123, Ellis 107, Griggs 106, J.Williams 97, D.Harrison 93, Wilkes 50, Edwards 48

**Pro Bowl Selections:** WR Mike Quick

USUAL STARTERS			
WR	Kenny Jackson (9)	LDE	Dennis Harrison
	Tony Woodruff (6)	NT	Ken Clarke
LT	Dean Miraldi	RDE	Greg Brown
LG	Steve Kenney	LLB	Reggie Wilkes
C	Mark Dennard	ILB	Jerry Robinson
RG	Ron Baker	ILB	Anthony Griggs
RT	Leonard Mitchell	RLB	Joel Williams
TE	John Spagnola	LCB	Elbert Foules
WR	Mike Quick	RCB	Herman Edwards
QB	Ron Jaworski	SS	Ray Ellis
RB	Wilbert Montgomery	FS	Wes Hopkins
FB	Hubie Oliver		

TEAM STATS		EAGLES	OPP
<b>Total First Downs</b>		<b>280</b>	<b>307</b>
Rushing		83	123
Passing		176	171
Penalty		21	13
<b>3rd Down: Made/Att</b>		<b>76/231</b>	<b>104/251</b>
3rd Down Pct.		32.9	41.4
<b>4th Down: Made/Att</b>		<b>9/17</b>	<b>6/11</b>
4th Down Pct.		52.9	54.5
<b>Possession Avg.</b>		<b>na</b>	<b>na</b>
<b>Total Net Yards</b>		<b>4698</b>	<b>5239</b>
Avg. Per Game		293.6	327.4
Total Plays		1047	1109
Avg. Per Play		4.5	4.7
<b>Net Yards Rushing</b>		<b>1338</b>	<b>2189</b>
Avg. Per Game		83.6	136.8
Total Rushes		381	556
<b>Net Yards Passing</b>		<b>3360</b>	<b>3050</b>
Avg. Per Game		210.0	190.6
Sacked/Yards Lost		60/463	60/456
Gross Yards		3823	3506
Att./Completions		606/331	492/262
Completion Pct.		54.6	53.3
Had Intercepted		17	20
<b>Punts/Average</b>		<b>92/42.2</b>	<b>89/39.3</b>
<b>Net Punting Avg.</b>		<b>35.6</b>	<b>33.6</b>
<b>Penalties/Yards</b>		<b>77/632</b>	<b>96/904</b>
<b>Fumbles/Ball Lost</b>		<b>23/16</b>	<b>32/11</b>
<b>Touchdowns</b>		<b>27</b>	<b>36</b>
Rushing		6	12
Passing		19	22
Returns		2	2

Passing	Att	Cmp	Yds	Cmp%	Yds/Att	TD	TD%	Int	Int%	Lg	Sk/Lost	Rat
Jaworski	427	234	2754	54.8	6.45	16	3.7	14	3.3	90t	34/270	73.4
Pisarcik	176	96	1036	54.5	5.89	3	1.7	3	1.7	40	25/183	70.7
Montgomery	2	0	0	0.0	0.00	0	0.0	0	0.0	0	1/10	39.6
May	1	1	33	100.0	33.00	0	0.0	0	0.0	33	0/0	118.8
<b>Eagles</b>	<b>606</b>	<b>331</b>	<b>3823</b>	<b>54.6</b>	<b>6.31</b>	<b>19</b>	<b>3.1</b>	<b>17</b>	<b>2.8</b>	<b>90t</b>	<b>60/463</b>	<b>72.6</b>
<b>Opponents</b>	<b>492</b>	<b>262</b>	<b>3506</b>	<b>53.3</b>	<b>7.13</b>	<b>22</b>	<b>4.5</b>	<b>20</b>	<b>4.1</b>	<b>68</b>	<b>60/456</b>	<b>74.1</b>

# 1985 EAGLES STATISTICS



**Record: 7-9, 4th in NFC East**  
**Head Coach: Marion Campbell and Fred Brune**

S-08	L	0-21	at NY Giants	76,141
S-15	L	6-17	LA Rams	60,920
S-22	W	19-6	at Washington	53,748
S-29	L	10-16	NY Giants (OT)	66,696
O-06	L	21-23	at New Orleans	56,364
O-13	W	30-7	St. Louis	48,186
O-20	W	16-14	Dallas	70,114
O-27	W	21-17	Buffalo	60,987
N-03	L	13-24	at San Francisco	58,383
N-10	W	23-17	Atlanta (OT)	63,691
N-17	W	24-14	at St. Louis	39,032
N-24	L	17-34	at Dallas	54,047
D-01	L	23-28	Minnesota	54,688
D-08	L	12-17	Washington	60,737
D-15	L	14-20	at San Diego	45,569
D-22	W	37-35	at Minnesota	49,722

Rushing	No.	Yds	Avg	Lg	TD
E.Jackson	282	1028	3.6	59	5
Haddix	67	213	3.2	12	0
Cunningham	29	205	7.1	37	0
Hunter	27	121	4.5	74t	1
Jaworski	17	35	2.1	31	2
Everett	4	13	3.3	8	0
Horan	1	12	12.0	12	0
Oliver	1	3	3.0	3	0
<b>Eagles</b>	<b>428</b>	<b>1630</b>	<b>3.8</b>	<b>74t</b>	<b>8</b>
<b>Opponents</b>	<b>526</b>	<b>2205</b>	<b>4.2</b>	<b>60</b>	<b>17</b>

Receiving	No.	Yds	Avg	Lg	TD
Quick	73	1247	17.1	99t	11
Spagnola	64	772	12.1	35	5
Haddix	43	330	7.7	17	0
K.Jackson	40	692	17.3	54	1
Hunter	28	405	14.7	43	1
R.Johnson	11	186	16.9	37	0
E.Jackson	10	126	12.6	25	1
Garrity	7	142	20.3	34	0
Little	7	82	11.7	28	0
Everett	4	25	6.3	11	0
K.Baker	2	25	12.5	20	0
Oliver	1	4	4.0	4	0
<b>Eagles</b>	<b>290</b>	<b>4036</b>	<b>13.9</b>	<b>99t</b>	<b>19</b>
<b>Opponents</b>	<b>251</b>	<b>3289</b>	<b>13.1</b>	<b>46</b>	<b>18</b>

INTs	No.	Yds	Avg	Lg	TD
Hopkins	6	36	6.0	24t	1
Ellis	4	32	8.0	18	0
Edwards	3	8	2.7	3t	1
Cooper	2	13	6.5	13	0
Kraynak	1	26	26.0	26	0
Reichenbach	1	10	10.0	10	0
Young	1	0	0.0	0	0
<b>Eagles</b>	<b>18</b>	<b>125</b>	<b>6.9</b>	<b>26</b>	<b>2</b>
<b>Opponents</b>	<b>28</b>	<b>474</b>	<b>16.9</b>	<b>46</b>	<b>2</b>

Punt Returns	Ret	FC	Yds	Avg	Lg	TD
Cooper	43	10	364	8.5	56	0
Waters	1	0	23	23.0	23	0
Hunter	1	0	6	6.0	6	0
<b>Eagles</b>	<b>45</b>	<b>10</b>	<b>393</b>	<b>8.7</b>	<b>56</b>	<b>0</b>
<b>Opponents</b>	<b>41</b>	<b>16</b>	<b>462</b>	<b>11.3</b>	<b>80t</b>	<b>1</b>

Kickoff Returns	No.	Yds	Avg	Lg	TD
Hunter	48	1047	21.8	51	0
Waters	4	74	18.5	23	0
Cooper	3	32	10.7	13	0
Foules	1	7	7.0	7	0
<b>Eagles</b>	<b>56</b>	<b>1160</b>	<b>20.7</b>	<b>51</b>	<b>0</b>
<b>Opponents</b>	<b>65</b>	<b>1293</b>	<b>19.9</b>	<b>88</b>	<b>0</b>

Score By Periods	Q1	Q2	Q3	Q4	OT	Pts
Eagles	60	72	56	92	6	286
Opponents	69	67	76	92	6	310

Scoring	TD	Ru	Pa	Rt	PAT	FG	2Pt	Pts
McFadden	0	0	0	0	29-29	25-30	0	104
Quick	11	0	11	0			0	66
E.Jackson	6	5	1	0			0	36
Spagnola	5	0	5	0			0	30
Hunter	2	1	1	0			0	12
Jaworski	2	2	0	0			0	12
Edwards	1	0	0	1			0	6
Hopkins	1	0	0	1			0	6
K.Jackson	1	0	1	0			0	6
Little	1	0	0	1			0	6
White (safety)	0	0	0	1			0	2
<b>Eagles</b>	<b>30</b>	<b>8</b>	<b>19</b>	<b>3</b>	<b>29-29</b>	<b>25-30</b>	<b>0</b>	<b>286</b>
<b>Opponents</b>	<b>39</b>	<b>17</b>	<b>18</b>	<b>4</b>	<b>37-38</b>	<b>13-29</b>	<b>0</b>	<b>310</b>

Field Goals	1-19	20-29	30-39	40-49	50+
McFadden	0/0	6/6	11/11	6/8	2/5
<b>Eagles</b>	<b>0/0</b>	<b>6/6</b>	<b>11/11</b>	<b>6/8</b>	<b>2/5</b>
<b>Opponents</b>	<b>0/1</b>	<b>3/4</b>	<b>4/8</b>	<b>6/13</b>	<b>0/3</b>

**McFadden:** ( ) (50G,45G,53M) (41G,36G,37G,34G) (41G,43M) ( ) (39G,21G,52G) (39G,33G,36G) ( ) (36G,44G) (30G) (52M,20G) (26G) (29G,33G,25G) (44G) (43M,52M) (26G,43G,35G)

Punting	No	Yds	Avg	Net	TB	Lg	B
Horan	91	3777	41.5	34.2	10	75	0
<b>Eagles</b>	<b>91</b>	<b>3777</b>	<b>41.5</b>	<b>34.2</b>	<b>10</b>	<b>75</b>	<b>0</b>
<b>Opponents</b>	<b>92</b>	<b>3918</b>	<b>42.6</b>	<b>36.6</b>	<b>8</b>	<b>68</b>	<b>2</b>

**Sacks:** G.Brown 13.0, White 13.0, Clarke 7.0, Strauthers 5.5, Cobb 5.0, Ellis 2.0, Hopkins 2.0, Wilkes 2.0, Darby 1.5, Cooper 1.0, Creswell 1.0, **Eagles 53.0, Opponents 55.0**

**Leading Tacklers:** Hopkins 136, G.Brown 124, Reichenbach 119, Clarke 112, Ellis 111, White 100, Cobb 97, Griggs 86, Wilkes 74, Edwards 38

**Pro Bowl Selections:** FS Wes Hopkins, WR Mike Quick

USUAL STARTERS			
WR	Kenny Jackson	LDE	Reggie White
LT	Ken Reeves	NT	Ken Clarke
LG	Steve Kenney	RDE	Greg Brown
C	Mark Dennard	LLB	Reggie Wilkes
RG	Ron Baker	ILB	Mike Reichenbach
RT	Leonard Mitchell	ILB	Anthony Griggs
TE	John Spagnola	RLB	Garry Cobb
WR	Mike Quick	LCB	Roynell Young
QB	Ron Jaworski	RCB	Herman Edwards
RB	Earnest Jackson	SS	Ray Ellis
FB	Michael Haddix	FS	Wes Hopkins

Passing	Att	Cmp	Yds	Cmp%	Yds/Att	TD	TD%	Int	Int%	Lg	Sk/Lost	Rat
Jaworski	484	255	3450	52.7	7.13	17	3.5	20	4.1	99t	34/289	70.2
Cunningham	81	34	548	42.0	6.77	1	1.2	8	9.9	69	20/150	29.8
Hunter	2	1	38	50.0	19.00	1	50.0	0	0.0	38t	1/11	135.4
<b>Eagles</b>	<b>567</b>	<b>290</b>	<b>4036</b>	<b>51.1</b>	<b>7.12</b>	<b>19</b>	<b>3.4</b>	<b>28</b>	<b>4.9</b>	<b>99t</b>	<b>55/450</b>	<b>65.0</b>
<b>Opponents</b>	<b>478</b>	<b>251</b>	<b>3289</b>	<b>52.5</b>	<b>6.88</b>	<b>18</b>	<b>3.8</b>	<b>18</b>	<b>3.8</b>	<b>46</b>	<b>53/359</b>	<b>71.4</b>

# 1986 EAGLES STATISTICS



**Record: 5-10-1, 4th in NFC East**  
**Head Coach: Buddy Ryan**

S-07	L	14-41	at Washington	53,982
S-14	L	10-13	at Chicago (OT)	65,130
S-21	L	7-33	Denver	63,839
S-28	W	34-20	LA Rams	65,646
O-05	W	16-0	at Atlanta	57,104
O-12	L	3-35	at NY Giants	74,221
O-19	L	14-17	Dallas	68,572
O-26	W	23-7	San Diego	41,469
N-02	L	10-13	at St. Louis	33,051
N-09	L	14-17	NY Giants	60,601
N-16	L	11-13	Detroit	54,568
N-23	L	20-24	at Seattle	55,786
N-30	W	33-27	at LA Raiders (OT)	53,338
D-07	T	10-10	St. Louis (OT)	50,148
D-14	W	23-21	at Dallas	46,117
D-21	L	14-21	Washington	61,816

TEAM STATS	EAGLES	OPP
<b>Total First Downs</b>	<b>287</b>	<b>278</b>
Rushing	113	97
Passing	150	156
Penalty	24	25
<b>3rd Down: Made/Att</b>	<b>105/273</b>	<b>79/230</b>
3rd Down Pct.	38.5	34.3
<b>4th Down: Made/Att</b>	<b>5/12</b>	<b>9/16</b>
4th Down Pct.	41.7	56.3
<b>Possession Avg.</b>	<b>31:57</b>	<b>28:03</b>
<b>Total Net Yards</b>	<b>4542</b>	<b>5224</b>
Avg. Per Game	283.9	326.5
Total Plays	1117	1043
Avg. Per Play	4.1	5.0
<b>Net Yards Rushing</b>	<b>2002</b>	<b>1989</b>
Avg. Per Game	125.1	124.3
Total Rushes	499	458
<b>Net Yards Passing</b>	<b>2540</b>	<b>3235</b>
Avg. Per Game	158.8	202.2
Sacked/Yards Lost	104/708	53/406
Gross Yards	3248	3641
Att./Completions	514/268	532/260
Completion Pct.	52.1	48.9
Had Intercepted	17	23
<b>Punts/Average</b>	<b>111/41.0</b>	<b>97/38.7</b>
<b>Net Punting Avg.</b>	<b>33.5</b>	<b>32.3</b>
<b>Penalties/Yards</b>	<b>102/901</b>	<b>115/884</b>
<b>Fumbles/Ball Lost</b>	<b>34/10</b>	<b>30/13</b>
<b>Touchdowns</b>	<b>28</b>	<b>39</b>
Rushing	8	14
Passing	19	21
Returns	1	4

Rushing	No.	Yds	Avg	Lg	TD
Byars	177	577	3.3	32	1
Cunningham	66	540	8.2	20	5
Toney	69	285	4.1	43	1
Haddix	79	276	3.5	18	0
Tautalatasi	51	163	3.2	50	0
Crawford	28	88	3.1	15	1
Jaworski	13	33	2.5	10	0
Cavanaugh	9	26	2.9	11	0
M.Waters	5	8	1.6	5	0
K.Jackson	1	6	6.0	6	0
Teltschik	1	0	0.0	0	0
<b>Eagles</b>	<b>499</b>	<b>2002</b>	<b>4.0</b>	<b>50</b>	<b>8</b>
<b>Opponents</b>	<b>458</b>	<b>1989</b>	<b>4.3</b>	<b>84t</b>	<b>14</b>

Receiving	No.	Yds	Avg	Lg	TD
Quick	60	939	15.7	75t	9
Tautalatasi	41	325	7.9	56	2
Spagnola	39	397	10.2	38	1
K.Jackson	30	506	16.9	49	6
Haddix	26	150	5.8	29	0
Little	14	132	9.4	26	0
Toney	13	177	13.6	47	0
Garrity	12	227	18.9	34	0
R.Johnson	11	207	18.8	39	1
Byars	11	44	4.0	17	0
P.Smith	6	94	15.7	36	0
M.Waters	2	27	13.5	19	0
Darby	2	16	8.0	13	0
Duckworth	1	7	7.0	7	0
<b>Eagles</b>	<b>268</b>	<b>3248</b>	<b>12.1</b>	<b>75t</b>	<b>19</b>
<b>Opponents</b>	<b>260</b>	<b>3641</b>	<b>14.0</b>	<b>84t</b>	<b>21</b>

INTs	No.	Yds	Avg	Lg	TD
A.Waters	6	39	6.5	21	0
Young	6	9	1.5	9	0
Cooper	3	20	6.7	20	0
A.Johnson	3	6	2.0	9	0
Hoage	1	18	18.0	18	0
Foules	1	14	14.0	14	0
Schulz	1	11	11.0	11	0
Joyner	1	4	4.0	4	0
Cobb	1	3	3.0	3	0
<b>Eagles</b>	<b>23</b>	<b>124</b>	<b>5.4</b>	<b>21</b>	<b>0</b>
<b>Opponents</b>	<b>17</b>	<b>192</b>	<b>11.3</b>	<b>32t</b>	<b>1</b>

Kickoff Returns	No.	Yds	Avg	Lg	TD
Crawford	27	497	18.4	36	0
Tautalatasi	18	344	19.1	51	0
Byars	2	47	23.5	31	0
Cooper	2	42	21.0	24	0
Quick	2	6	3.0	6	0
Schulz	1	9	9.0	9	0
Simmons	1	0	0.0	0	0
<b>Eagles</b>	<b>53</b>	<b>945</b>	<b>17.8</b>	<b>51</b>	<b>0</b>
<b>Opponents</b>	<b>62</b>	<b>1261</b>	<b>20.3</b>	<b>40</b>	<b>0</b>

Score By Periods	Q1	Q2	Q3	Q4	OT	Pts
Eagles	66	51	48	85	6	256
Opponents	50	75	86	98	3	312

Scoring	TD	Ru	Pa	Rt	PAT	FG	2Pt	Pts
McFadden	0	0	0	0	26-27	20-31	0	86
Quick	9	0	9	0			0	54
K.Jackson	6	0	6	0			0	36
Cunningham	5	5	0	0			0	30
Tautalatasi	2	0	2	0			0	12
Byars	1	1	0	0			0	6
Crawford	1	1	0	0			0	6
Garrity	1	0	0	1			0	6
R.Johnson	1	0	1	0			0	6
Spagnola	1	0	1	0			0	6
Toney	1	1	0	0			0	6
Brown (safety)	0	0	0	0			0	2
<b>Eagles</b>	<b>28</b>	<b>8</b>	<b>19</b>	<b>1</b>	<b>26-27</b>	<b>20-31</b>	<b>0</b>	<b>256</b>
<b>Opponents</b>	<b>39</b>	<b>14</b>	<b>21</b>	<b>4</b>	<b>37-39</b>	<b>13-26</b>	<b>0</b>	<b>312</b>

\* Opponents registered one safety

Field Goals	1-19	20-29	30-39	40-49	50+
McFadden	0/0	6/6	10/12	3/10	1/3
<b>Eagles</b>	<b>0/0</b>	<b>6/6</b>	<b>10/12</b>	<b>3/10</b>	<b>1/3</b>
<b>Opponents</b>	<b>1/1</b>	<b>5/6</b>	<b>5/9</b>	<b>1/8</b>	<b>1/2</b>

Punting	No	Yds	Avg	Net	TB	Lg	B
Teltschik	108	4493	41.6	33.6	10	62	1
Cunningham	2	54	27.0	25.5	0	39	0
<b>Eagles</b>	<b>111</b>	<b>4547</b>	<b>41.0</b>	<b>33.5</b>	<b>10</b>	<b>62</b>	<b>1</b>
<b>Opponents</b>	<b>97</b>	<b>3751</b>	<b>38.7</b>	<b>32.3</b>	<b>12</b>	<b>68</b>	<b>2</b>

Punt Returns	Ret	FC	Yds	Avg	Lg	TD
Garrity	17	7	187	11.0	76t	1
Cooper	16	7	139	8.7	58	0
M.Waters	7	1	130	4.3	13	0
P.Smith	4	1	18	4.5	7	0
<b>Eagles</b>	<b>44</b>	<b>16</b>	<b>374</b>	<b>8.5</b>	<b>76t</b>	<b>1</b>
<b>Opponents</b>	<b>63</b>	<b>13</b>	<b>634</b>	<b>10.1</b>	<b>75t</b>	<b>2</b>

**Sacks:** White 18.0, Brown 9.0, Clarke 8.0, Cobb 6.0, Jiles 2.0, Joyner 2.0, Simmons 2.0, A.Waters 2.0, Cooper 1.0, Darby 1.0, A.Johnson 1.0, Singletary 1.0, **Eagles 53.0, Opponents 104.0**

**Leading Tacklers:** Reichenbach 129, A.Waters 129, Hoage 112, Cobb 102, White 98, Brown 88, Clarke 73, A.Johnson 71, Cooper 62, Young 52

**Pro Bowl Selections:** WR Mike Quick, DE Reggie White

USUAL STARTERS			
WR	Mike Quick	LDE	Reggie White (9)
LT	Tom Jolesky (7)		Byron Darby (7)
	Ken Reeves (6)	LDT	Ken Clarke
LG	Ken Reeves (9)	RDT	Reggie White (7)
	Nick Haden (6)		Reggie Singletary (5)
C	Matt Darwin	RDE	Greg Brown
RG	Ron Baker	LLB	Garry Cobb
RT	Leonard Mitchell	MLB	Mike Reichenbach
TE	John Spagnola	RLB	Alonzo Johnson (9)
WR	Kenny Jackson		Seth Joyner (7)
QB	Ron Jaworski (9)	LCB	Roynell Young
	Randall Cunningham (5)	RCB	Evan Cooper
RB	Keith Byars (8)	SS	Andre Waters
	Charles Crawford (5)	FS	Terry Hoage
FB	Michael Haddix (9)		
	Anthony Toney (5)		

Passing	Att	Cmp	Yds	Cmp%	Yds/Att	TD	TD%	Int	Int%	Lg	Sk/Lost	Rat
Jaworski	245	128	1405	52.2	5.73	8	3.3	6	2.4	56	22/156	70.2
Cunningham	209	111	1391	53.1	6.66	8	3.8	7	3.3	75t	72/489	72.9
Cavanaugh	58	28	397	48.3	6.84	2	3.4	4	6.9	49	9/56	53.6
Byars	2	1	55	50.0	27.50	1	50.0	0	0.0	55t	1/7	135.4
<b>Eagles</b>	<b>514</b>	<b>268</b>	<b>3248</b>	<b>52.1</b>	<b>6.32</b>	<b>19</b>	<b>3.7</b>	<b>17</b>	<b>3.3</b>	<b>75t</b>	<b>104/708</b>	<b>70.4</b>
<b>Opponents</b>	<b>532</b>	<b>260</b>	<b>3641</b>	<b>48.9</b>	<b>6.84</b>	<b>21</b>	<b>3.9</b>	<b>23</b>	<b>4.3</b>	<b>84t</b>	<b>53/406</b>	<b>66.5</b>

# 1987 EAGLES STATISTICS



**Record: 7-8, 4th in NFC East**  
**Head Coach: Buddy Ryan**

S-13	L	24-34	at Washington	52,188
S-20	W	27-17	New Orleans	57,485
O-04	L	3-35	Chicago	4,074
O-11	L	22-41	at Dallas	40,622
O-18	L	10-16	at Green Bay (OT)	35,842
O-25	W	37-20	Dallas	61,630
N-01	W	28-23	at St. Louis	24,586
N-08	W	31-27	Washington	63,609
N-15	L	17-20	NY Giants	66,172
N-22	L	19-31	St. Louis	55,592
N-29	W	34-31	at New England (OT)	54,198
D-06	L	20-23	at NY Giants (OT)	65,874
D-13	L	10-28	Miami	63,841
D-20	W	38-27	at NY Jets	30,572
D-27	W	17-7	Buffalo	57,547

Note: Game of Sept. 27 at San Francisco cancelled due to the NFL players' strike ... games of Oct. 4 - Oct. 18 were "replacement games" played with replacement players during strike.

TEAM STATS	EAGLES	OPP
<b>Total First Downs</b>	<b>289</b>	<b>301</b>
Rushing	112	85
Passing	154	186
Penalty	23	30
<b>3rd Down: Made/Att</b>	<b>75/241</b>	<b>69/216</b>
3rd Down Pct.	31.1	31.9
<b>4th Down: Made/Att</b>	<b>8/19</b>	<b>7/17</b>
4th Down Pct.	42.1	41.2
<b>Possession Avg.</b>	<b>na</b>	<b>na</b>
<b>Total Net Yards</b>	<b>5077</b>	<b>5249</b>
Avg. Per Game	338.5	349.9
Total Plays	1101	1046
Avg. Per Play	4.6	5.0
<b>Net Yards Rushing</b>	<b>2027</b>	<b>1643</b>
Avg. Per Game	135.1	109.5
Total Rushes	509	428
<b>Net Yards Passing</b>	<b>3050</b>	<b>3606</b>
Avg. Per Game	203.3	240.4
Sacked/Yards Lost	72/511	57/452
Gross Yards	3561	4058
Att./Completions	520/283	561/305
Completion Pct.	54.4	54.4
Had Intercepted	16	21
<b>Punts/Average</b>	<b>102/37.0</b>	<b>88/37.1</b>
<b>Net Punting Avg.</b>	<b>31.4</b>	<b>33.4</b>
<b>Penalties/Yards</b>	<b>116/919</b>	<b>105/830</b>
<b>Fumbles/Ball Lost</b>	<b>44/19</b>	<b>41/27</b>
<b>Touchdowns</b>	<b>40</b>	<b>47</b>
Rushing	12	16
Passing	26	29
Returns	2	2

**Sacks:** White 21.0, Simmons 6.0, J.Brown 4.0, Joyner 4.0, Smalls 2.5, Grooms 2.0, Phillips 2.0, Pitts 2.0, Clarke 1.5, Jiles 1.5, Battaglia 1.0, C.Brown 1.0, Cobb 1.0, Frizzell 1.0, Griffin 1.0, Hoage 1.0, Lee 1.0, Mitchell 1.0, Reichenbach 1.0, West 1.0, Auer 0.5, **Eagles 57.0**, **Opponents 72.0**

Passing	Att	Cmp	Yds	Cmp%	Yds/Att	TD	TD%	Int	Int%	Lg	Sk/Lost	Rat
Cunningham	406	223	2786	54.9	6.86	23	5.7	12	3.0	70t	54/380	83.0
Tinsley	86	48	637	55.8	7.41	3	3.5	4	4.7	62t	6/55	71.7
Merkens	14	7	70	50.0	5.00	0	0.0	0	0.0	17	10/62	64.6
Horn	11	5	68	45.5	6.18	0	0.0	0	0.0	23	1/7	65.7
Carter	1	0	0	0.0	0.0	0	0.0	0	0.0	--	0/0	39.6
Grant	1	0	0	0.0	0.0	0	0.0	0	0.0	--	0/0	39.6
Toney	1	0	0	0.0	0.0	0	0.0	0	0.0	--	0/0	39.6
Teltschik	0	0	0	---	---	0	---	0	---	--	1/7	---
<b>Eagles</b>	<b>520</b>	<b>283</b>	<b>3561</b>	<b>54.4</b>	<b>6.85</b>	<b>26</b>	<b>5.0</b>	<b>16</b>	<b>3.1</b>	<b>70t</b>	<b>72/511</b>	<b>79.8</b>
<b>Opponents</b>	<b>561</b>	<b>305</b>	<b>4058</b>	<b>54.4</b>	<b>7.23</b>	<b>29</b>	<b>5.2</b>	<b>21</b>	<b>3.7</b>	<b>77t</b>	<b>57/452</b>	<b>79.2</b>

Rushing	No.	Yds	Avg	Lg	TD
Cunningham	76	505	6.6	45	3
Toney	127	473	3.7	36	5
Byars	116	426	3.7	30	3
Haddix	59	165	2.8	11	0
R.Brown	39	136	3.5	23	0
Robinson	24	114	4.8	18	0
Tautalatasi	26	69	2.7	17	0
Ross	14	54	3.9	12	1
Teltschik	3	32	10.7	23	0
Jackson	6	27	4.5	10	0
Grant	1	20	20.0	20	0
Morse	6	14	2.3	7	0
Tinsley	4	2	0.5	2	0
Clemons	3	0	0.0	0	0
Horn	1	0	0.0	0	0
Cavanaugh	1	-2	-2.0	-2	0
Merkens	3	-8	-2.7	1	0
<b>Eagles</b>	<b>509</b>	<b>2027</b>	<b>4.0</b>	<b>45</b>	<b>12</b>
<b>Opponents</b>	<b>428</b>	<b>1643</b>	<b>3.8</b>	<b>62t</b>	<b>16</b>

Receiving	No.	Yds	Avg	Lg	TD
Quick	46	790	17.2	61t	11
Toney	39	341	8.7	33	1
Spagnola	36	350	9.7	22	2
Tautalatasi	25	176	7.0	22	0
Jackson	21	471	22.4	70t	3
Byars	21	177	8.4	30	1
Grant	16	280	17.5	41	0
Garrity	12	242	20.2	41	2
Siano	9	137	15.2	34	1
Bailey	8	69	8.6	19	0
R.Brown	8	53	6.6	14	0
Giles	7	95	13.6	40t	1
Haddix	7	58	8.3	23	0
Bowman	6	127	21.2	62t	1
Carter	5	84	16.8	25	2
Repko	5	46	9.2	12	0
Ross	5	41	8.2	17	0
Robinson	2	9	4.5	5	0
Clemons	1	13	13.0	13t	1
Little	1	8	8.0	8	0
Morse	1	8	8.0	8	0
Cunningham	1	-3	-3.0	-3	0
Singletary	1	-11	-11.0	-11	0
<b>Eagles</b>	<b>283</b>	<b>3561</b>	<b>12.6</b>	<b>70t</b>	<b>26</b>
<b>Opponents</b>	<b>305</b>	<b>4058</b>	<b>13.3</b>	<b>77t</b>	<b>29</b>

Punting	No	Yds	Avg	Net	TB	Lg	B
Teltschik	82	3131	38.2	32.0	4	60	1
Jacobs	10	369	36.9	30.5	0	44	1
Royals	5	209	41.8	30.6	1	48	0
Merkins	2	61	30.5	20.3	0	38	1
<b>Eagles</b>	<b>102</b>	<b>3770</b>	<b>37.0</b>	<b>31.4</b>	<b>5</b>	<b>60</b>	<b>3</b>
<b>Opponents</b>	<b>88</b>	<b>3262</b>	<b>37.1</b>	<b>33.4</b>	<b>6</b>	<b>65</b>	<b>0</b>

Score By Periods	Q1	Q2	Q3	Q4	OT	Pts
Eagles	46	118	86	84	3	337
Opponents	88	133	65	85	9	380

**Pro Bowl Selections:** WR Mike Quick, DE Reggie White

Scoring	TD	Ru	Pa	Rt	PAT	FG	2Pt	Pts
McFadden	0	0	0	0	36/36	16/26	0	84
Quick	11	0	11	0			0	66
Toney	6	5	1	0			0	36
Byars	4	3	1	0			0	24
Cunningham	3	3	0	0			0	18
Jackson	3	0	3	0			0	18
Carter	2	0	2	0			0	12
Garrity	2	0	2	0			0	12
Spagnola	2	0	2	0			0	12
Jacobs	0	0	0	0	2/4	3/5	0	11
Bowman	1	0	1	0			0	6
Clemons	1	0	1	0			0	6
Giles	1	0	1	0			0	6
Joyner	1	0	0	1			0	6
Ross	1	1	0	0			0	6
Siano	1	0	1	0			0	6
White	1	0	0	1			0	6
Team (safety)	0	0	0	0			0	2

<b>Eagles</b>	<b>40</b>	<b>12</b>	<b>26</b>	<b>2</b>	<b>38/40</b>	<b>19/31</b>	<b>0</b>	<b>337</b>
<b>Opponents</b>	<b>47</b>	<b>16</b>	<b>29</b>	<b>2</b>	<b>44/46</b>	<b>18/29</b>	<b>0</b>	<b>380</b>

Field Goals	1-19	20-29	30-39	40-49	50+
McFadden	1/1	3/4	6/10	6/9	0/2
Jacobs	0/0	1/1	0/1	2/3	0/0
<b>Eagles</b>	<b>1/1</b>	<b>4/5</b>	<b>6/11</b>	<b>8/12</b>	<b>0/2</b>
<b>Opponents</b>	<b>0/0</b>	<b>8/8</b>	<b>0/3</b>	<b>7/14</b>	<b>3/4</b>

INTs	No.	Yds	Avg	Lg	TD
Foules	4	6	1.5	6	0
Waters	3	63	21.0	63	0
Joyner	2	42	21.0	29	0
Kullman	2	25	12.5	13	0
Brown	2	7	3.5	6	0
Hoage	2	3	1.5	3	0
Cooper	2	0	0.0	0	0
Young	1	30	30.0	30	0
Evans	1	12	12.0	12	0
C.Brown	1	9	9.0	9	0
West	1	0	0.0	0	0
<b>Eagles</b>	<b>21</b>	<b>197</b>	<b>9.4</b>	<b>63</b>	<b>0</b>
<b>Opponents</b>	<b>16</b>	<b>68</b>	<b>4.3</b>	<b>25</b>	<b>0</b>

<b>Eagles</b>	<b>21</b>	<b>197</b>	<b>9.4</b>	<b>63</b>	<b>0</b>
<b>Opponents</b>	<b>16</b>	<b>68</b>	<b>4.3</b>	<b>25</b>	<b>0</b>

Kickoff Returns	No.	Yds	Avg	Lg	TD
Morse	24	386	16.1	28	0
Carter	12	241	20.1	33	0
Bowman	7	153	21.9	32	0
Cooper	5	86	17.2	24	0
Reid	4	58	14.5	19	0
Tautalatasi	3	53	17.7	32	0
Lavette	2	37	18.5	19	0
Haddix	2	16	8.0	9	0
Turrall	1	21	21.0	21	0
R.Brown	1	20	20.0	20	0
C.Brown	1	13	13.0	13	0
Siano	1	13	13.0	13	0
Ulmer	1	8	8.0	8	0
Alexander	1	6	6.0	6	0
Reeves	0	1	--	1	0
Clemons	1	0	0.0	0	0
<b>Eagles</b>	<b>66</b>	<b>1112</b>	<b>16.8</b>	<b>33</b>	<b>0</b>
<b>Opponents</b>	<b>59</b>	<b>1276</b>	<b>21.6</b>	<b>54</b>	<b>0</b>

## USUAL STARTERS

WR	Mike Quick	LDE	Reggie White
LT	Matt Darwin	LDT	Ken Clarke
LG	Adam Schreiber	RDT	Jerome Brown
C	Gerry Feehery	RDE	Clyde Simmons
RG	Ron Baker	LLB	Seth Joyner
RT	Joe Conwell	MLB	Mike Reichenbach
TE	John Spagnola	RLB	Garry Cobb (7)
WR	Kenny Jackson		Dwayne Jiles (5)
QB	Randall Cunningham	LCB	Roynell Young
RB	Keith Byars	RCB	Elbert Foules (8)
FB	Anthony Toney		William Frizzell (4)

# 1988 EAGLES STATISTICS



Record: 10-6, 1st in NFC East					
Head Coach: Buddy Ryan					
S-04	W	41-14	at Tampa Bay	43,502	
S-11	L	24-28	Cincinnati	43,502	
S-19	L	10-17	at Washington	53,920	
S-25	L	21-23	at Minnesota	56,012	
O-02	W	32-23	Houston	64,692	
O-10	W	24-13	NY Giants	63,736	
O-16	L	3-19	at Cleveland	78,787	
O-23	W	24-23	Dallas	66,309	
O-30	L	24-27	Atlanta	60,091	
N-06	W	30-24	LA Rams	65,624	
N-13	W	27-26	at Pittsburgh	46,026	
N-20	W	23-17	at NY Giants (OT)	43,621	
N-27	W	31-21	Phoenix	57,918	
D-04	L	19-20	Washington	65,947	
D-10	W	23-17	at Phoenix	54,832	
D-18	W	23-7	at Dallas	46,131	
NFC DIVISIONAL PLAYOFF					
D-31	L	12-20	at Chicago	65,534	

Rushing	No.	Yds	Avg	Lg	TD
Cunningham	93	624	6.7	33t	6
Byars	152	517	3.4	52	6
Toney	139	502	3.6	20	4
Haddix	57	185	3.2	15	0
Hoage	1	38	38.0	38t	1
Teltschik	2	36	18.0	23	0
Tautalatasi	14	28	2.0	9	0
Abercrombie	5	14	2.8	5	0
Carter	1	1	1.0	1	0
<b>Eagles</b>	<b>464</b>	<b>1945</b>	<b>4.2</b>	<b>52</b>	<b>17</b>
<b>Opponents</b>	<b>466</b>	<b>1652</b>	<b>3.5</b>	<b>65</b>	<b>11</b>

Receiving	No.	Yds	Avg	Lg	TD
Keith Jackson	81	869	10.7	41	6
Byars	72	705	9.8	37t	4
Carter	39	761	19.5	80t	6
Toney	34	256	7.5	24	1
Quick	22	508	23.1	55t	4
R.Johnson	19	417	21.9	54	2
Garrity	17	208	12.2	20	1
Haddix	12	82	6.8	14	0
Giles	6	57	9.5	17	1
Tautalatasi	5	48	9.6	21	0
Konecny	1	18	18.0	18	0
Abercrombie	1	-2	-2.0	-2	0
<b>Eagles</b>	<b>309</b>	<b>3927</b>	<b>12.7</b>	<b>80t</b>	<b>25</b>
<b>Opponents</b>	<b>309</b>	<b>4443</b>	<b>14.4</b>	<b>93t</b>	<b>23</b>

INTs	No.	Yds	Avg	Lg	TD
Hoage	8	116	14.5	38	0
Allen	5	76	15.2	21	0
Hopkins	5	21	4.2	11	0
Joyner	4	96	24.0	30	0
Frizzell	3	19	6.3	13	0
Waters	3	19	6.3	14	0
Young	2	5	2.5	5	0
Everett	1	0	0.0	0	0
Brown	1	-5	-5.0	-5	0
Bell	0	24	--	24	0
<b>Eagles</b>	<b>32</b>	<b>371</b>	<b>11.6</b>	<b>38</b>	<b>0</b>
<b>Opponents</b>	<b>17</b>	<b>98</b>	<b>5.8</b>	<b>29</b>	<b>0</b>

Punting	No	Yds	Avg	Net	TB	Lg	B
Teltschik	98	3958	40.4	33.9	8	70	3
Cunningham	3	167	55.7	49.7	0	58	0
<b>Eagles</b>	<b>104</b>	<b>4125</b>	<b>39.7</b>	<b>34.3</b>	<b>8</b>	<b>70</b>	<b>3</b>
<b>Opponents</b>	<b>85</b>	<b>3209</b>	<b>37.8</b>	<b>32.4</b>	<b>11</b>	<b>56</b>	<b>3</b>

Punt Returns	Ret	FC	Yds	Avg	Lg	TD
Konecny	33	25	233	7.1	24	0
<b>Eagles</b>	<b>33</b>	<b>25</b>	<b>233</b>	<b>7.1</b>	<b>24</b>	<b>0</b>
<b>Opponents</b>	<b>47</b>	<b>27</b>	<b>393</b>	<b>8.4</b>	<b>68</b>	<b>0</b>

Score By Periods	Q1	Q2	Q3	Q4	OT	Pts
Eagles	76	131	65	101	6	379
Opponents	111	47	73	88	0	319

Scoring	TD	Ru	Pa	Rt	PAT	FG	2Pt	Pts
Zendejas	0	0	0	0	30/31	19/24	0	87
Byars	10	6	4	0			0	60
Carter	7	0	6	1			0	42
Cunningham	6	6	0	0			0	36
Keith Jackson	6	0	6	0			0	36
Toney	5	4	1	0			0	30
Quick	4	0	4	0			0	24
Dorsey	0	0	0	0	9/9	4/7	0	21
Johnson	2	0	2	0			0	12
Simmons (safety)	1	0	0	1			0	8
Garrity	1	0	1	0			0	6
Giles	1	0	1	0			0	6
Hoage	1	1	0	0			0	6
Dawson	0	0	0	0	3/3	0/1	0	3
Jenkins (safety)	0	0	0	0			0	2
<b>Eagles</b>	<b>44</b>	<b>17</b>	<b>25</b>	<b>2</b>	<b>42/43</b>	<b>23/32</b>	<b>0</b>	<b>379</b>
<b>Opponents</b>	<b>37</b>	<b>11</b>	<b>23</b>	<b>3</b>	<b>35/37</b>	<b>20/29</b>	<b>0</b>	<b>319</b>

\* Opponents registered one safety

Field Goals	1-19	20-29	30-39	40-49	50+
Zendejas	2/2	6/6	7/9	3/4	1/3
Dorsey	0/0	3/3	1/2	0/2	0/0
Dawson	0/0	0/1	0/0	0/0	0/0
<b>Eagles</b>	<b>2/2</b>	<b>9/10</b>	<b>8/11</b>	<b>3/6</b>	<b>1/3</b>
<b>Opponents</b>	<b>0/0</b>	<b>9/12</b>	<b>6/7</b>	<b>4/8</b>	<b>1/2</b>

Kickoff Returns	No.	Yds	Avg	Lg	TD
Beals	34	625	18.4	32	0
Konecny	17	276	16.2	25	0
Abercrombie	5	87	17.4	31	0
Byars	2	20	10.0	14	0
Jenkins	1	20	20.0	20	0
Bartlett	0	0	0.0	0	0
<b>Eagles</b>	<b>59</b>	<b>1028</b>	<b>17.4</b>	<b>32</b>	<b>0</b>
<b>Opponents</b>	<b>63</b>	<b>1266</b>	<b>20.1</b>	<b>73</b>	<b>0</b>

**Sacks:** White 18.0, Simmons 8.0, Brown 5.0, Joyner 3.5, Hoage 2.0, Pitts 1.5, Bartlett 1.0, Golic 1.0, Reichenbach 1.0, Bell 0.5, Waters 0.5, **Eagles 42.0, Opponents 57.0**

**Leading Tacklers:** Waters 154, Hopkins 146, Joyner 136, White 133, Pitts 121, Brown 101, Bell 92, Simmons 89, Reichenbach 84, Allen 65

**Pro Bowl Selections:** QB Randall Cunningham, TE Keith Jackson, DE Reggie White

USUAL STARTERS			
WR	Mike Quick	LDE	Reggie White
LT	Matt Darwin	LDT	Mike Pitts
LG	David Alexander	RDT	Jerome Brown
C	Dave Rimington	RDE	Clyde Simmons
RG	Reggie Singletary (9)	LLB	Seth Joyner
	Ron Baker (7)	MLB	Mike Reichenbach
RT	Ron Heller	RLB	Todd Bell
TE	Keith Jackson	LCB	Roynell Young
WR	Cris Carter	RCB	Eric Allen
QB	Randall Cunningham	SS	Andre Waters
RB	Keith Byars	FS	Wes Hopkins
FB	Anthony Toney		

Passing	Att	Cmp	Yds	Cmp%	Yds/Att	TD	TD%	Int	Int%	Lg	Sk/Lost	Rat
Cunningham	560	301	3808	53.8	6.80	24	4.3	16	2.9	80t	57/442	77.6
Cavanaugh	16	7	101	43.8	6.31	1	6.3	1	6.3	42	0/0	59.6
Teltschik	3	1	18	33.3	6.00	0	0.0	0	0.0	18	0/0	54.9
Byars	2	0	0	0.0	0.00	0	0.0	0	0.0	--	0/0	39.6
<b>Eagles</b>	<b>581</b>	<b>309</b>	<b>3927</b>	<b>53.2</b>	<b>6.76</b>	<b>25</b>	<b>4.3</b>	<b>17</b>	<b>2.9</b>	<b>80t</b>	<b>57/442</b>	<b>76.7</b>
<b>Opponents</b>	<b>578</b>	<b>309</b>	<b>4443</b>	<b>53.5</b>	<b>7.69</b>	<b>23</b>	<b>4.0</b>	<b>32</b>	<b>5.5</b>	<b>93t</b>	<b>42/296</b>	<b>68.9</b>





# 1990 EAGLES STATISTICS



**Record: 10-6, 2nd in NFC East**  
**Head Coach: Buddy Ryan**

S-09	L	20-27	at NY Giants	76,202
S-16	L	21-23	Phoenix	64,396
S-23	W	27-21	at LA Rams	63,644
S-30	L	23-24	Indianapolis	62,067
O-15	W	32-24	Minnesota	66,296
O-21	L	7-13	at Washington	53,567
O-28	W	21-20	at Dallas	62,605
N-04	W	48-20	New England	65,514
N-12	W	28-14	Washington	65,857
N-18	W	24-23	at Atlanta	53,755
N-25	W	31-13	NY Giants	66,706
D-02	L	23-30	at Buffalo	79,320
D-09	L	20-23	at Miami (OT)	67,034
D-16	W	31-0	Green Bay	65,627
D-23	W	17-3	Dallas	63,895
D-29	W	23-21	at Phoenix	31,796
<b>NFC WILD CARD</b>				
J-05	L	6-20	Washington	65,287

**TEAM STATS**

	<b>EAGLES</b>	<b>OPP</b>
<b>Total First Downs</b>	<b>325</b>	<b>251</b>
Rushing	132	59
Passing	170	169
Penalty	23	23
<b>3rd Down: Made/Att</b>	<b>90/218</b>	<b>68/217</b>
3rd Down Pct.	41.3	31.3
<b>4th Down: Made/Att</b>	<b>9/12</b>	<b>8/18</b>
4th Down Pct.	75.0	44.4
<b>Possession Avg.</b>	<b>33:19</b>	<b>26:41</b>
<b>Total Net Yards</b>	<b>5700</b>	<b>4660</b>
Avg. Per Game	356.3	291.3
Total Plays	1069	948
Avg. Per Play	5.3	4.9
<b>Net Yards Rushing</b>	<b>2556</b>	<b>1169</b>
Avg. Per Game	159.8	73.1
Total Rushes	540	337
<b>Net Yards Passing</b>	<b>3144</b>	<b>3491</b>
Avg. Per Game	196.5	218.2
Sacked/Yards Lost	50/438	45/280
Gross Yards	3582	3771
Att./Completions	479/281	566/273
Completion Pct.	58.7	48.2
Had Intercepted	13	19
<b>Punts/Average</b>	<b>74/40.9</b>	<b>86/40.3</b>
<b>Net Punting Avg.</b>	<b>35.5</b>	<b>34.4</b>
<b>Penalties/Yards</b>	<b>120/981</b>	<b>94/706</b>
<b>Fumbles/Ball Lost</b>	<b>32/15</b>	<b>32/11</b>
<b>Touchdowns</b>	<b>48</b>	<b>33</b>
Rushing	10	9
Passing	34	23
Returns	4	1

**Sacks:** White 14.0, Simmons 8.0, Joyner 7.5, Small 3.5, Pitts 3.0, Hopkins 2.0, Golic 2.0, J.Brown 1.0, Chapura 1.0, Evans 1.0, Frizzell 1.0, Hoage 1.0

**Eagles 45.0, Opponents 50.0**

**Pro Bowl:** DT Jerome Brown, QB Randall Cunningham, TE Keith Jackson, DE Reggie White

<b>Score By Periods</b>	<b>Q1</b>	<b>Q2</b>	<b>Q3</b>	<b>Q4</b>	<b>OT</b>	<b>Pts</b>
Eagles	84	104	67	141	0	396
Opponents	71	81	40	104	3	299

<b>Rushing</b>	<b>No.</b>	<b>Yds</b>	<b>Avg</b>	<b>Lg</b>	<b>TD</b>
Cunningham	118	942	8.0	52t	5
Sherman	164	685	4.2	36	1
Toney	132	452	3.4	20	1
Sanders	56	208	3.7	39	1
Byars	37	141	3.8	23	0
Vick	16	58	3.6	17	1
Drummond	8	33	4.1	9	1
C.Williams	2	20	10.0	18	0
Barnett	2	13	6.5	12	0
Feagles	2	3	1.5	3	0
McMahon	3	1	0.3	3	0
<b>Eagles</b>	<b>540</b>	<b>2556</b>	<b>4.7</b>	<b>52t</b>	<b>10</b>
<b>Opponents</b>	<b>337</b>	<b>1169</b>	<b>3.5</b>	<b>51</b>	<b>9</b>

<b>Receiving</b>	<b>No.</b>	<b>Yds</b>	<b>Avg</b>	<b>Lg</b>	<b>TD</b>
Byars	81	819	10.1	54	3
Kei.Jackson	50	670	13.4	37t	6
C.Williams	37	602	16.3	45t	9
Barnett	36	721	20.0	95t	8
Sherman	23	167	7.3	26	3
Shuler	18	190	10.6	25	0
Toney	17	133	7.8	32	3
Quick	9	135	15.0	39	1
Drummond	5	39	7.8	29	0
Sanders	2	20	10.0	12	0
Ken.Jackson	1	43	43.0	43	0
Hargrove	1	34	34.0	34t	1
LeBel	1	9	9.0	9	0
<b>Eagles</b>	<b>281</b>	<b>3582</b>	<b>12.7</b>	<b>95t</b>	<b>34</b>
<b>Opponents</b>	<b>273</b>	<b>3771</b>	<b>13.8</b>	<b>78t</b>	<b>23</b>

<b>INTs</b>	<b>No.</b>	<b>Yds</b>	<b>Avg</b>	<b>Lg</b>	<b>TD</b>
Hopkins	5	45	9.0	21	0
Frizzell	3	91	30.3	37	1
Allen	3	37	12.3	35t	1
B.Smith	3	1	0.3	1	0
Evans	1	48	48.0	48	0
White	1	33	33.0	33	0
Golic	1	12	12.0	12	0
Joyner	1	9	9.0	9	0
Hoage	1	0	0.0	0	0
<b>Eagles</b>	<b>19</b>	<b>271</b>	<b>14.3</b>	<b>42</b>	<b>3</b>
<b>Opponents</b>	<b>13</b>	<b>88</b>	<b>6.8</b>	<b>38</b>	<b>0</b>

<b>Punt Returns</b>	<b>Ret</b>	<b>FC</b>	<b>Yds</b>	<b>Avg</b>	<b>Lg</b>	<b>TD</b>
R.Harris	16	2	151	9.4	30	0
Hargrove	12	2	83	6.9	13	0
Edwards	8	7	60	7.5	13	0
Bellamy	2	0	22	11.0	22	0
C.Williams	2	0	-1	-0.5	0	0
<b>Eagles</b>	<b>40</b>	<b>11</b>	<b>315</b>	<b>7.9</b>	<b>30</b>	<b>0</b>
<b>Opponents</b>	<b>37</b>	<b>19</b>	<b>338</b>	<b>9.1</b>	<b>68t</b>	<b>1</b>

**Leading Tacklers:** Joyner 132, Evans 112, Simmons 109, J.Brown 108, Waters 101, B.Smith 91, White 83, Hopkins 77, Small 76, Golic 72.

<b>Passing</b>	<b>Att</b>	<b>Cmp</b>	<b>Yds</b>	<b>Cmp%</b>	<b>Yds/Att</b>	<b>TD</b>	<b>TD%</b>	<b>Int</b>	<b>Int%</b>	<b>Lg</b>	<b>Sk/Lost</b>	<b>Rat</b>
Cunningham	465	271	3466	58.3	7.45	30	6.5	13	2.8	95t	49/431	91.6
McMahon	9	6	63	66.7	7.00	0	0.0	0	0.0	21	1/7	86.8
Byars	4	4	53	100.0	13.25	4	100.0	0	0.0	18t	0/0	158.3
Feagles	1	0	0	0.0	0.00	0	0.0	0	0.0	0	0/0	39.6
<b>Eagles</b>	<b>479</b>	<b>281</b>	<b>3582</b>	<b>58.7</b>	<b>7.48</b>	<b>34</b>	<b>7.1</b>	<b>13</b>	<b>2.7</b>	<b>95t</b>	<b>50/438</b>	<b>94.5</b>
<b>Opponents</b>	<b>566</b>	<b>273</b>	<b>3771</b>	<b>48.2</b>	<b>6.66</b>	<b>23</b>	<b>4.1</b>	<b>19</b>	<b>3.4</b>	<b>78t</b>	<b>45/280</b>	<b>69.6</b>

<b>Scoring</b>	<b>TD</b>	<b>Ru</b>	<b>Pa</b>	<b>Rt</b>	<b>PAT</b>	<b>FG</b>	<b>2Pt</b>	<b>Pts</b>
Ruzek	0	0	0	0	45-48	21-29	0	108
C.Williams	9	0	9	0			0	54
Barnett	8	0	8	0			0	48
Kei.Jackson	6	0	6	0			0	36
Cunningham	5	5	0	0			0	30
Sherman	4	1	3	0			0	24
Toney	4	1	3	0			0	24
Byars	3	0	3	0			0	18
Allen	1	0	0	1			0	6
Drummond	1	1	0	0			0	6
Evans	1	0	0	1			0	6
Frizzell	1	0	0	1			0	6
Hargrove	1	0	1	0			0	6
Quick	1	0	1	0			0	6
Sanders	1	1	0	0			0	6
Simmons	1	0	0	1			0	6
Vick	1	1	0	0			0	6
<b>Eagles</b>	<b>48</b>	<b>10</b>	<b>34</b>	<b>4</b>	<b>45-48</b>	<b>21-29</b>	<b>0</b>	<b>396</b>
<b>Opponents</b>	<b>33</b>	<b>9</b>	<b>23</b>	<b>1</b>	<b>32-33</b>	<b>23-32</b>	<b>0</b>	<b>299</b>

<b>Field Goals</b>	<b>1-19</b>	<b>20-29</b>	<b>30-39</b>	<b>40-49</b>	<b>50+</b>
Ruzek	2/2	5/7	9/12	4/7	1/1
<b>Eagles</b>	<b>2/2</b>	<b>5/7</b>	<b>9/12</b>	<b>4/7</b>	<b>1/1</b>
<b>Opponents</b>	<b>0/0</b>	<b>4/4</b>	<b>7/8</b>	<b>10/15</b>	<b>2/5</b>

**Ruzek:** [37G,29G] () [43G,36N,18G] [22G,49N,44G,31G] [38G,30G,29G,19G] [28N,40N] () [27G,34G] () [46G] [39G] [32G] [39N,53G,33G] [22N,34G,37N] [47N,29G] [44G]  
**Opp:** [38G,46G] [25G,50G,42G] [48N] [41G] [33G] [51N,48N,41N,50N,33G,39G] [43G,43G,51N] [39G,49N,44G] () [53G,46G,28G] () [43G,21G,45G,36N] [24G,34G,39G] [47N] [46G] ()

<b>Kickoff Returns</b>	<b>No.</b>	<b>Yds</b>	<b>Avg</b>	<b>Lg</b>	<b>TD</b>
Hargrove	19	341	17.9	30	0
Sanders	15	299	19.9	37	0
Ken.Jackson	6	125	20.8	30	0
Barnett	4	65	16.3	22	0
R.Harris	1	44	44.0	44	0
Edwards	3	36	12.0	14	0
Vick	2	22	11.0	13	0
Bellamy	1	17	17.0	17	0
Jenkins	1	14	14.0	14	0
Allen	1	2	2.0	2	0
Hager	1	0	0.0	0	0
<b>Eagles</b>	<b>54</b>	<b>965</b>	<b>17.9</b>	<b>44</b>	<b>0</b>
<b>Opponents</b>	<b>74</b>	<b>1408</b>	<b>19.0</b>	<b>40</b>	<b>0</b>

<b>USUAL STARTERS</b>					
WR	Fred Barnett	LDE	Reggie White		
LT	Ron Heller	LDT	Mike Golic		
LG	Mike Schad	RDT	Jerome Brown		
C	David Alexander	RDE	Clyde Simmons		
RG	Ron Solt	LLB	Seth Joyner		
RT	Reggie Singletary	MLB	Byron Evans		
TE	Keith Jackson	RLB	Jessie Small		
WR	Calvin Williams	LCB	Ben Smith		
QB	Randall Cunningham	RCB	Eric Allen		
RB	Keith Byars	SS	Andre Waters		
FB	Anthony Toney	FS	Wes Hopkins		

# 1991 EAGLES STATISTICS



**Record: 10-6, 3rd in NFC East**  
**Head Coach: Rich Kotite**

S-01	W	20-3	at Green Bay	58,991
S-08	L	10-26	Phoenix	63,818
S-15	W	24-0	at Dallas	62,656
S-22	W	23-14	Pittsburgh	65,511
S-30	L	0-23	at Washington	55,198
O-06	L	13-14	at Tampa Bay	41,219
O-13	L	6-13	New Orleans	64,224
O-27	L	7-23	San Francisco	65,796
N-04	W	30-7	NY Giants	65,816
N-10	W	32-30	at Cleveland	72,086
N-17	W	17-10	Cincinnati	63,189
N-24	W	34-14	at Phoenix	37,307
D-02	W	13-6	at Houston	62,141
D-08	W	19-14	at NY Giants	76,099
D-15	L	13-25	Dallas	65,854
D-22	W	24-22	Washington	58,988

Rushing	No.	Yds	Avg	Lg	TD
Joseph	135	440	3.3	24	3
Byars	94	383	4.1	28	1
Sherman	106	279	2.6	12	0
Kemp	16	73	4.6	18	0
Sanders	54	122	2.3	16	1
McMahon	22	55	2.5	12	1
Drummond	12	27	2.3	7	2
Ken.Jackson	1	18	18.0	18	0
Goebel	1	2	2.0	2	0
Barnett	1	0	0.0	0	0
Feagles	3	-1	-0.3	11	0
Ryan	1	-2	-2.0	-2	0
<b>Eagles</b>	<b>446</b>	<b>1396</b>	<b>3.1</b>	<b>28</b>	<b>8</b>
<b>Opponents</b>	<b>383</b>	<b>1136</b>	<b>3.0</b>	<b>34</b>	<b>4</b>

Receiving	No.	Yds	Avg	Lg	TD
Barnett	62	948	15.3	75t	4
Byars	62	564	9.1	37	3
Kei.Jackson	48	569	11.9	73t	5
Williams	33	326	9.9	30	3
Green	29	364	12.6	42	0
Sherman	14	59	4.2	11	0
Joseph	10	64	6.4	13	0
Sanders	8	62	7.8	14	0
Shuler	6	91	15.2	21	0
M.Johnson	6	70	11.7	31t	2
Ken.Jackson	4	29	7.3	9	0
Harris	2	28	14.0	22	0
McMahon	1	-5	-5.0	-5	0
<b>Eagles</b>	<b>285</b>	<b>3169</b>	<b>11.1</b>	<b>75t</b>	<b>17</b>
<b>Opponents</b>	<b>206</b>	<b>2807</b>	<b>13.6</b>	<b>75</b>	<b>16</b>

INTs	No.	Yds	Avg	Lg	TD
Hopkins	5	26	5.2	14	0
Allen	5	20	4.0	8	0
Joyner	3	41	13.7	41	0
Miano	3	30	10.0	18	0
O.Smith	2	74	37.0	74t	1
Evans	2	46	23.0	31	0
B.Smith	2	6	3.0	6	0
Booty	1	24	24.0	24	0
Golic	1	13	13.0	13	0
Waters	1	0	0.0	0	0
White	1	0	0.0	0	0
<b>Eagles</b>	<b>26</b>	<b>280</b>	<b>10.8</b>	<b>74t</b>	<b>1</b>
<b>Opponents</b>	<b>27</b>	<b>432</b>	<b>16.0</b>	<b>59</b>	<b>2</b>

Punt Returns	Ret	FC	Yds	Avg	Lg	TD
Harris	53	9	416	7.8	40	0
<b>Eagles</b>	<b>53</b>	<b>9</b>	<b>416</b>	<b>7.8</b>	<b>40</b>	<b>0</b>
<b>Opponents</b>	<b>42</b>	<b>11</b>	<b>431</b>	<b>10.3</b>	<b>85t</b>	<b>1</b>

Punting	No	Yds	Avg	Net	TB	Lg	B
Feagles	87	3640	41.8	34.0	11	77	1
<b>Eagles</b>	<b>88</b>	<b>3640</b>	<b>41.4</b>	<b>34.0</b>	<b>11</b>	<b>77</b>	<b>1</b>
<b>Opponents</b>	<b>86</b>	<b>3670</b>	<b>42.7</b>	<b>37.4</b>	<b>2</b>	<b>65</b>	<b>1</b>

**Sacks:** White 15.0, Simmons 13.0, Brown 9.0, Joyner 6.5, Golic 2.5, Hopkins 2.0, Pitts 2.0, W.Thomas 2.0, Booty 1.0, Jenkins 1.0, **Eagles 55.0, Opponents 45.0**

Score By Periods	Q1	Q2	Q3	Q4	OT	Pts
Eagles	41	109	53	82	0	285
Opponents	72	71	38	63	0	244

Scoring	TD	Ru	Pa	Rt	PAT	FG	2Pt	Pts
Ruzek	0	0	0	0	27-29	28-33	0	111
Kei.Jackson	5	0	5	0			0	30
Barnett	4	0	4	0			0	24
Byars	4	1	3	0			0	24
Joseph	3	3	0	0			0	18
Williams	3	0	3	0			0	18
Drummond	2	2	0	0			0	12
M.Johnson	2	0	2	0			0	12
Joyner	2	0	0	2			0	12
McMahon	1	1	0	0			0	6
Senders	1	1	0	0			0	6
Simmons	1	0	0	1			0	6
O.Smith	1	0	0	1			0	6

<b>Eagles</b>	<b>29</b>	<b>8</b>	<b>17</b>	<b>4</b>	<b>27-29</b>	<b>28-33</b>	<b>0</b>	<b>285</b>
<b>Opponents</b>	<b>24</b>	<b>4</b>	<b>16</b>	<b>4</b>	<b>23-24</b>	<b>25-33</b>	<b>0</b>	<b>244</b>

*\* Opponents registered one safety*

Field Goals	1-19	20-29	30-39	40-49	50+
Ruzek	2/2	8/8	9/10	8/10	1/3
<b>Eagles</b>	<b>2/2</b>	<b>8/8</b>	<b>9/10</b>	<b>8/10</b>	<b>1/3</b>
<b>Opponents</b>	<b>0/0</b>	<b>7/7</b>	<b>8/10</b>	<b>6/11</b>	<b>4/5</b>

**Ruzek:** (37G,40G) (47G,47N) (42G,55N) (27G,34G,20G) (18G,45G) (48G,41G) (37N) (38G,36G,25G) (21G,37G,24G,19G) (42N,37G) (1) (23G,29G) (46G,21G,51G,36G) (37G,51N,47G) (38G) **Opponents:** (21G) (52G,28G,22G,42G) (1) (1) (37G,35G,45N,27G) (32N) (36G,43N,26G) (45G,25G,50G) (1) (50G) (38G) (43N) (42G,47G) (44N,32N) (50G,55N,32G,37G) (21G,47G,47G,38G,49N,35G)

Kickoff Returns	No.	Yds	Avg	Lg	TD
Harris	28	473	16.9	33	0
Sanders	10	160	16.0	31	0
Green	5	70	14.0	21	0
Sherman	4	61	15.3	20	0
<b>Eagles</b>	<b>47</b>	<b>764</b>	<b>16.3</b>	<b>33</b>	<b>0</b>
<b>Opponents</b>	<b>60</b>	<b>1146</b>	<b>19.1</b>	<b>51</b>	<b>0</b>

**Leading Tacklers:** Waters 156, Brown 150, Hopkins 138, Simmons 115, Evans 111, Joyner 110, White 100, Pitts 100, Golic 72, W.Thomas 40

**Pro Bowl Selections:** CB Eric Allen, DT Jerome Brown, LB Seth Joyner, DE Clyde Simmons, DE Reggie White

USUAL STARTERS			
WR	Fred Barnett	LDE	Reggie White
LT	Ron Heller	LDT	Mike Pitts
LG	Dennis McKnight	RDT	Jerome Brown
C	David Alexander	RDE	Clyde Simmons
RG	Ron Solt	LLB	Seth Joyner
RT	Antone Davis	MLB	Byron Evans
TE	Keith Jackson	RLB	Jessie Small (8)
WR	Calvin Williams		William Thomas (7)
QB	Jim McMahon	LCB	Ben Smith
RB	Heath Sherman (5)	RCB	Eric Allen
	James Joseph (3)	SS	Andre Waters
	Thomas Sanders (3)	FS	Wes Hopkins
FB	Keith Byars		

Passing	Att	Cmp	Yds	Cmp%	Yds/Att	TD	TD%	Int	Int%	Lg	Sk/Lost	Rat
McMahon	311	187	2239	60.1	7.20	12	3.9	11	3.5	75t	21/128	80.3
Kemp	114	57	546	50.0	4.79	5	4.4	5	4.4	57	12/61	60.1
Goebel	56	30	267	53.6	4.77	0	0.0	6	10.7	26	6/37	27.0
Ryan	26	10	98	38.5	3.77	0	0.0	4	15.4	32	4/21	10.3
Cunningham	4	1	19	25.0	4.8	0	0.0	0	0.0	19	2/16	46.9
Byars	2	0	0	0.0	0.0	0	0.0	1	50.0	--	0/0	0.0
<b>Eagles</b>	<b>513</b>	<b>285</b>	<b>3169</b>	<b>55.6</b>	<b>6.18</b>	<b>17</b>	<b>3.3</b>	<b>27</b>	<b>5.3</b>	<b>75t</b>	<b>45/263</b>	<b>63.2</b>
<b>Opponents</b>	<b>467</b>	<b>206</b>	<b>2807</b>	<b>44.1</b>	<b>6.01</b>	<b>16</b>	<b>3.4</b>	<b>26</b>	<b>5.6</b>	<b>75</b>	<b>55/394</b>	<b>52.1</b>

# 1992 EAGLES STATISTICS



Record: 11-5, 2nd in NFC East					
Head Coach: Rich Kotite					
S-06	W	15-13	New Orleans	65,513	
S-13	W	31-14	at Phoenix	42,533	
S-20	W	30-0	Denver	65,833	
O-05	W	31-7	Dallas	66,572	
O-11	L	17-24	at Kansas City	76,626	
O-18	L	12-16	at Washington	56,380	
O-25	W	7-3	Phoenix	64,676	
N-01	L	10-20	at Dallas	65,012	
N-08	W	31-10	L.A. Raiders	65,388	
N-15	L	24-27	at Green Bay (Mil)	52,689	
N-22	W	47-34	at NY Giants	68,153	
N-29	L	14-20	at San Francisco	64,374	
D-06	W	28-17	Minnesota	65,280	
D-13	W	20-17	at Seattle (OT)	47,492	
D-20	W	17-13	Washington	65,841	
D-27	W	20-10	NY Giants	64,266	
<b>NFC WILD CARD</b>					
J-03	W	36-20	at New Orleans	68,893	
<b>NFC DIVISIONAL PLAYOFF</b>					
J-10	L	10-34	at Dallas	63,721	

Rushing	No.	Yds	Avg	Lg	TD
Walker	267	1070	4.0	38	8
Sherman	112	583	5.2	34	5
Cunningham	87	549	6.3	30	5
Byars	41	176	4.3	23	1
McMahon	6	23	3.8	11	0
Sikahema	2	2	1.0	1	0
Barnett	1	-15	-15.0	-15	0
<b>Eagles</b>	<b>516</b>	<b>2388</b>	<b>4.6</b>	<b>38</b>	<b>19</b>
<b>Opponents</b>	<b>386</b>	<b>1481</b>	<b>3.8</b>	<b>51</b>	<b>4</b>

Receiving	No.	Yds	Avg	Lg	TD
Barnett	67	1083	16.2	71t	6
Byars	56	503	9.0	46	2
C.Williams	42	598	14.2	49t	7
Walker	38	278	7.3	41	2
Sherman	18	219	12.2	75t	1
Sikahema	13	142	10.9	22	0
Green	8	105	13.1	21	0
Beach	8	75	9.4	16	2
F.Dixon	3	36	12.0	19	0
M.Johnson	2	16	8.0	13	0
<b>Eagles</b>	<b>255</b>	<b>3054</b>	<b>12.0</b>	<b>75t</b>	<b>20</b>
<b>Opponents</b>	<b>263</b>	<b>3316</b>	<b>12.6</b>	<b>74t</b>	<b>20</b>

Score By Periods	Q1	Q2	Q3	Q4	OT	Pts
Eagles	45	109	89	108	3	354
Opponents	47	87	30	81	0	245

Scoring	TD	Ru	Pa	Rt	PAT	FG	2Pt	Pts
Ruzek	0	0	0	0	40-44	16-25	0	88
Walker	10	8	2	0			0	60
C.Williams	7	0	7	0			0	42
Barnett	6	0	6	0			0	36
Sherman	6	5	1	0			0	36
Cunningham	5	5	0	0			0	30
Byars	3	1	2	0			0	18
Beach	2	0	2	0			0	12
Joyner	2	0	0	2			0	12
Rose	1	0	0	1			0	6
Sikahema	1	0	0	1			0	6
White	1	0	0	1			0	6
Team (safety)	0	0	0	0			0	2
<b>Eagles</b>	<b>44</b>	<b>19</b>	<b>20</b>	<b>5</b>	<b>40-44</b>	<b>16-25</b>	<b>0</b>	<b>354</b>
<b>Opponents</b>	<b>26</b>	<b>4</b>	<b>20</b>	<b>2</b>	<b>26-26</b>	<b>21-32</b>	<b>0</b>	<b>245</b>

Field Goals	1-19	20-29	30-39	40-49	50+
Ruzek	2/2	3/3	4/6	6/13	1/1
<b>Eagles</b>	<b>2/2</b>	<b>3/3</b>	<b>4/6</b>	<b>6/13</b>	<b>1/1</b>
<b>Opponents</b>	<b>1/1</b>	<b>8/10</b>	<b>8/11</b>	<b>4/10</b>	<b>0/0</b>

TEAM STATS	EAGLES	OPP
<b>Total First Downs</b>	<b>292</b>	<b>242</b>
Rushing	138	73
Passing	138	146
Penalty	16	23
<b>3rd Down: Made/Att</b>	<b>80/208</b>	<b>74/222</b>
3rd Down Pct.	38.5	33.3
<b>4th Down: Made/Att</b>	<b>7/14</b>	<b>13/20</b>
4th Down Pct.	50.0	65.0
<b>Possession Avg.</b>	<b>31:47</b>	<b>28:13</b>
<b>Total Net Yards</b>	<b>4980</b>	<b>4402</b>
Avg. Per Game	311.3	275.1
Total Plays	1009	959
Avg. Per Play	4.9	4.6
<b>Net Yards Rushing</b>	<b>2388</b>	<b>1481</b>
Avg. Per Game	149.3	92.6
Total Rushes	516	386
<b>Net Yards Passing</b>	<b>2592</b>	<b>2921</b>
Avg. Per Game	162.0	182.6
Sacked/Yards Lost	64/462	55/395
Gross Yards	3054	3316
Att./Completions	429/255	517/263
Completion Pct.	59.4	50.9
Had Intercepted	13	24
<b>Punts/Average</b>	<b>82/42.2</b>	<b>85/41.5</b>
<b>Net Punting Avg.</b>	<b>36.9</b>	<b>34.3</b>
<b>Penalties/Yards</b>	<b>101/807</b>	<b>86/683</b>
<b>Fumbles/Ball Lost</b>	<b>25/15</b>	<b>27/13</b>
<b>Touchdowns</b>	<b>44</b>	<b>26</b>
Rushing	19	4
Passing	20	20
Returns	5	2

INTs	No.	Yds	Avg	Lg	TD
Joyner	4	88	22.0	43t	2
Evans	4	76	19.0	43	0
Allen	4	49	12.3	36	0
Booty	3	22	7.3	22	0
Hopkins	3	6	2.0	4	0
W.Thomas	2	4	2.0	4	0
Miano	1	39	39.0	39	0
Waters	1	23	23.0	23	0
McMillian	1	0	0.0	0	0
O.Smith	1	0	0.0	0	0
<b>Eagles</b>	<b>24</b>	<b>307</b>	<b>12.8</b>	<b>49</b>	<b>2</b>
<b>Opponents</b>	<b>13</b>	<b>77</b>	<b>5.9</b>	<b>30</b>	<b>0</b>

Punt Returns	Ret	FC	Yds	Avg	Lg	TD
Sikahema	40	10	503	12.6	87t	1
Sydner	7	5	52	7.4	17	0
<b>Eagles</b>	<b>47</b>	<b>15</b>	<b>555</b>	<b>11.8</b>	<b>87t</b>	<b>1</b>
<b>Opponents</b>	<b>36</b>	<b>20</b>	<b>295</b>	<b>8.2</b>	<b>47</b>	<b>0</b>

Punting	No	Yds	Avg	Net	TB	Lg	B
Feagles	82	3459	42.2	36.9	7	68	0
<b>Eagles</b>	<b>82</b>	<b>3459</b>	<b>42.2</b>	<b>36.9</b>	<b>7</b>	<b>68</b>	<b>0</b>
<b>Opponents</b>	<b>85</b>	<b>3531</b>	<b>41.5</b>	<b>34.3</b>	<b>3</b>	<b>66</b>	<b>1</b>

Kickoff Returns	No.	Yds	Avg	Lg	TD
Sikahema	26	528	20.3	41	0
Sydner	17	368	21.6	45	0
Walker	3	69	23.0	34	0
Booty	1	11	11.0	11	0
Brooks	1	11	11.0	11	0
<b>Eagles</b>	<b>48</b>	<b>987</b>	<b>20.6</b>	<b>45</b>	<b>0</b>
<b>Opponents</b>	<b>53</b>	<b>1027</b>	<b>19.4</b>	<b>92t</b>	<b>1</b>

**Ruzek:** (18G) (33G) (50G,27G,35G) (40G) (49G,39N,43B) (39G) (46N,42N) (18G) (24G) (34G) (1) (1) (40N) (42G,34B,44G) (45N,47N,23G) (40B,45G,46G)

**Opponents:** (39G,31G,41N) (48N) (49N,33N) (48N) (20G) (32N,18G,21G,28G) (24N,34G) (42N,38N,35G,48G) (22G) (31G,41G) (35G,44G) (22G,28N,28G) (42N,32G) (39G)

**Sacks:** Simmons 19.0, White 14.0, Harmon 7.5, Joyner 7.0, Pitts 4.0, Golic 2.0, W.Thomas 1.5,  
**Eagles 55.0, Opponents 64.0**

**Leading Tacklers:** Evans 175, Miano 125, Joyner 121, Hopkins 102, Booty 97, Simmons 96, W.Thomas 94, Golic 94, White 81, Allen 72.

**Pro Bowl Selections:** CB Eric Allen, WR Fred Barnett, DE Clyde Simmons, DE Reggie White

USUAL STARTERS			
WR	Fred Barnett	LDE	Reggie White
LT	Ron Heller	LDT	Andy Harmon
LG	Mike Schad	RDT	Mike Golic
C	David Alexander	RDE	Clyde Simmons
RG	Eric Floyd	LLB	Seth Joyner
RT	Antone Davis	MLB	Byron Evans
TE	Keith Byars (8) Pat Beach (7)	RLB	William Thomas LCB Izel Jenkins (6) John Booty (6)
WR	Calvin Williams	RCB	Eric Allen
QB	Randall Cunningham	SS	Rich Miano
RB	Herschel Walker	FS	Wes Hopkins (10) Andre Waters (6)
FB	Heath Sherman (7) Keith Byars (7)		

Passing	Att	Cmp	Yds	Cmp%	Yds/Att	TD	TD%	Int	Int%	Lg	Sk/Lost	Rat
Cunningham	384	233	2775	60.7	7.23	19	4.9	11	2.9	75t	60/437	87.3
McMahon	43	22	279	51.2	6.49	1	2.3	2	4.7	42t	4/25	60.1
Byars	1	0	0	0.0	0.0	0	0.0	0	0.0	--	0/0	39.6
Walker	1	0	0	0.0	0.0	0	0.0	0	0.0	--	0/0	39.6
<b>Eagles</b>	<b>429</b>	<b>255</b>	<b>3054</b>	<b>59.4</b>	<b>7.12</b>	<b>20</b>	<b>4.7</b>	<b>13</b>	<b>3.0</b>	<b>75t</b>	<b>64/462</b>	<b>84.2</b>
<b>Opponents</b>	<b>517</b>	<b>263</b>	<b>3316</b>	<b>50.9</b>	<b>6.41</b>	<b>20</b>	<b>3.9</b>	<b>24</b>	<b>4.6</b>	<b>74t</b>	<b>56/395</b>	<b>64.8</b>



# 1994 EAGLES STATISTICS



Record: 7-9, 4th in NFC East					
Head Coach: Rich Kotite					
S-04	L	23-28	at NY Giants	76,130	
S-12	W	30-22	Chicago	64,890	
S-18	W	13-7	Green Bay	63,922	
O-02	W	40-8	at San Francisco	64,843	
O-09	W	21-17	Washington	63,947	
O-16	L	13-24	at Dallas	64,703	
O-24	W	21-6	Houston	65,233	
O-30	W	31-29	at Washington	53,530	
N-06	W	17-7	Arizona	64,952	
N-13	L	7-26	Cleveland	65,233	
N-20	L	6-12	at Arizona	62,779	
N-27	L	21-28	at Atlanta	60,008	
D-04	L	19-31	Dallas	65,974	
D-11	L	3-14	at Pittsburgh	55,474	
D-18	L	13-16	NY Giants	64,540	
D-24	L	30-33	at Cincinnati	39,923	

TEAM STATS	EAGLES	OPP
<b>Total First Downs</b>	<b>293</b>	<b>275</b>
Rushing	103	94
Passing	168	151
Penalty	22	30
<b>3rd Down: Made/Att</b>	<b>101/243</b>	<b>78/214</b>
3rd Down Pct.	41.6	36.4
<b>4th Down: Made/Att</b>	<b>6/17</b>	<b>4/9</b>
4th Down Pct.	35.3	44.4
<b>Possession Avg.</b>	<b>30:47</b>	<b>29:13</b>
<b>Total Net Yards</b>	<b>5125</b>	<b>4710</b>
Avg. Per Game	320.3	294.4
Total Plays	1046	981
Avg. Per Play	4.9	4.8
<b>Net Yards Rushing</b>	<b>1761</b>	<b>1616</b>
Avg. Per Game	110.1	101.0
Total Rushes	432	449
<b>Net Yards Passing</b>	<b>3364</b>	<b>3094</b>
Avg. Per Game	210.3	193.4
Sacked/Yards Lost	48/372	42/265
Gross Yards	3736	3359
Att./Completions	566/316	490/251
Completion Pct.	55.8	51.2
Had Intercepted	14	21
<b>Punts/Average</b>	<b>92/40.5</b>	<b>90/39.7</b>
<b>Net Punting Avg.</b>	<b>92/35.4</b>	<b>90/32.8</b>
<b>Penalties/Yards</b>	<b>138/1107</b>	<b>98/844</b>
<b>Fumbles/Ball Lost</b>	<b>23/12</b>	<b>29/14</b>
<b>Touchdowns</b>	<b>35</b>	<b>33</b>
Rushing	14	11
Passing	18	20
Returns	3	2

**Leading Tacklers:** Zordich 130, W.Thomas 126, G.Jackson 119, Harmon 100, Romanowski 96, Evans 82, Allen 68, Perry 66, Fuller 63, Hager 60.

**Sacks:** Fuller 9.5, Harmon 9.0, W.Thomas 6.0, Grossman 5.5, Flores 3.0, Romanowski 2.5, Townsend 2.0, Hager 1.0, Jeter 1.0, Smith 1.0, Zordich 1.0, Evans 0.5, **Eagles 42.0, Opponents 48.0**

**Pro Bowl Selections:** CB Eric Allen, DE William Fuller

Rushing	No.	Yds	Avg	Lg	TD
Walker	113	528	4.7	91t	5
Garner	109	399	3.7	28t	3
Hebron	82	325	4.0	19	2
Cunningham	65	288	4.4	22	3
Joseph	60	203	3.4	34t	1
C.Williams	2	11	5.5	6	0
Brister	1	7	7.0	7	0
<b>Eagles</b>	<b>432</b>	<b>1761</b>	<b>4.1</b>	<b>91t</b>	<b>14</b>
<b>Opponents</b>	<b>449</b>	<b>1616</b>	<b>3.6</b>	<b>33</b>	<b>11</b>

Receiving	No.	Yds	Avg	Lg	TD
Barnett	78	1127	14.4	54	5
C.Williams	58	813	14.0	53	3
Walker	50	500	10.0	93	2
Joseph	43	344	8.0	35t	2
M.Johnson	21	204	9.7	22	2
Bailey	20	311	15.6	61	1
Hebron	18	137	7.6	29	0
Bavaro	17	215	12.6	27t	3
Garner	8	74	9.3	28	0
Alexander	2	1	0.5	1	0
Sydner	1	10	10.0	10	0
<b>Eagles</b>	<b>316</b>	<b>3736</b>	<b>11.8</b>	<b>93</b>	<b>18</b>
<b>Opponents</b>	<b>251</b>	<b>3359</b>	<b>13.4</b>	<b>85t</b>	<b>20</b>

INTs	No.	Yds	Avg	Lg	TD
G.Jackson	6	86	14.3	55t	1
Zordich	4	39	9.8	18t	1
Allen	3	61	20.3	33	0
Romanowski	2	8	4.0	8	0
McMillian	2	2	1.0	5	0
W.Thomas	1	7	7.0	7	0
Evans	1	6	6.0	6	0
Hager	1	0	0.0	0	0
Harmon	1	0	0.0	0	0
<b>Eagles</b>	<b>21</b>	<b>209</b>	<b>10.0</b>	<b>55t</b>	<b>2</b>
<b>Opponents</b>	<b>14</b>	<b>206</b>	<b>14.7</b>	<b>94t</b>	<b>1</b>

Kickoff Returns	No.	Yds	Avg	Lg	TD
Walker	21	581	27.7	94t	1
Hebron	21	443	21.1	33	0
Sydner	20	392	19.6	34	0
O.Smith	1	14	14.0	14	0
Joseph	1	11	11.0	11	0
M.Johnson	1	0	0.0	0	0
O'Neal	1	0	0.0	0	0
Zordich	1	0	0.0	0	0
<b>Eagles</b>	<b>67</b>	<b>1441</b>	<b>21.5</b>	<b>94t</b>	<b>1</b>
<b>Opponents</b>	<b>64</b>	<b>1425</b>	<b>22.3</b>	<b>68</b>	<b>0</b>

Punt Returns	Ret	FC	Yds	Avg	Lg	TD
Sydner	40	17	381	9.5	49	0
O'Neal	1	0	0	0.0	0	0
Bailey	0	1	0	-	-	0
<b>Eagles</b>	<b>41</b>	<b>18</b>	<b>381</b>	<b>9.3</b>	<b>49</b>	<b>0</b>
<b>Opponents</b>	<b>47</b>	<b>17</b>	<b>286</b>	<b>6.1</b>	<b>68t</b>	<b>1</b>

Passing	Att	Cmp	Yds	Cmp%	Yds/Att	TD	TD%	Int	Int%	Lg	Sk/Lost	Rat
Cunningham	490	265	3229	54.1	6.59	16	3.3	13	2.7	93	43/333	74.4
Brister	76	51	507	67.1	6.67	2	2.6	1	1.3	53	5/39	89.1
<b>Eagles</b>	<b>566</b>	<b>316</b>	<b>3736</b>	<b>55.8</b>	<b>6.60</b>	<b>18</b>	<b>3.2</b>	<b>14</b>	<b>2.5</b>	<b>93</b>	<b>48/372</b>	<b>76.4</b>
<b>Opponents</b>	<b>490</b>	<b>251</b>	<b>3359</b>	<b>51.2</b>	<b>6.86</b>	<b>20</b>	<b>4.1</b>	<b>21</b>	<b>4.3</b>	<b>85t</b>	<b>42/265</b>	<b>69.1</b>

Score By Periods	Q1	Q2	Q3	Q4	OT	Pts
Eagles	48	106	81	73	0	308
Opponents	65	73	65	105	0	308

Scoring	TD	Ru	Pa	Rt	PAT	FG	2Pt	Pts
Murray	0	0	0	0	33-33	21-25	0	96
Walker	8	5	2	1			0	48
Barnett	5	0	5	0			0	30
Bavaro	3	0	3	0			0	18
Cunningham	3	3	0	0			0	18
Garner	3	3	0	0			0	18
Joseph	3	1	2	0			0	18
C.Williams	3	0	3	0			0	18
Hebron	2	2	0	0			0	12
M.Johnson	2	0	2	0			0	12
Bailey	1	0	1	0			0	6
G.Jackson	1	0	0	1			0	6
Zordich	1	0	0	1			0	6
Fuller [safety]	0	0	0	0			0	2
<b>Eagles</b>	<b>35</b>	<b>14</b>	<b>18</b>	<b>3</b>	<b>33-33</b>	<b>21-25</b>	<b>0</b>	<b>308</b>
<b>Opponents</b>	<b>35</b>	<b>11</b>	<b>20</b>	<b>2</b>	<b>27-28</b>	<b>25-26</b>	<b>4</b>	<b>308</b>

**2-Pt. Conversions:** Eagles 0-2, Opp. 4-5

Field Goals	1-19	20-29	30-39	40-49	50+
Murray	1/1	8/8	10/10	2/6	0/0
<b>Eagles</b>	<b>1/1</b>	<b>8/8</b>	<b>10/10</b>	<b>2/6</b>	<b>0/0</b>
<b>Opponents</b>	<b>3/3</b>	<b>9/9</b>	<b>5/5</b>	<b>5/5</b>	<b>3/4</b>

**Murray:** (21G,39G,36G) (41G,29G,33G) (26G,26G) (36G) ( ) ( ) ( ) (49N,42N,30G) (42N,36G) ( ) (26G,30G) ( ) (22G,19G) (21G) (32G,42G,44N) (36G,23G,35G)  
**Opponents:** ( ) ( ) ( ) (47G) (37G) (21G,24G) (54G,23G,40G) (52N) (35G,41G,22G,36G) (24G,24G,24G,39G) (50G,40G) (19G) ( ) (47G,19G,18G) (28G,36G,22G,54G)

Punting	No	Yds	Avg	Net	TB	Lg	B
Barker	66	2696	40.8	36.3	7	67	0
Berger	25	951	38.0	31.3	2	57	0
Cunningham	1	80	80.0	80.0	0	80	0
<b>Eagles</b>	<b>92</b>	<b>3727</b>	<b>40.5</b>	<b>35.4</b>	<b>9</b>	<b>80</b>	<b>0</b>
<b>Opponents</b>	<b>90</b>	<b>3570</b>	<b>39.7</b>	<b>32.8</b>	<b>12</b>	<b>60</b>	<b>0</b>

USUAL STARTERS			
WR	Fred Barnett	LDE	William Fuller
LT	Bernard Williams	LDT	Andy Harmon
LG	Antone Davis	RDT	William Perry
C	David Alexander	RDE	Greg Townsend
RG	Lester Holmes	LLB	Bill Romanowski
RT	Broderick Thompson	MLB	Byron Evans
TE	Mark Bavaro (11)	RLB	William Thomas
	Maurice Johnson (10)	LCB	Mark McMillian
WR	Calvin Williams	RCB	Eric Allen
QB	Randall Cunningham	SS	Michael Zordich
RB	Hershel Walker	FS	Greg Jackson
RB	Charlie Garner (8)		
	James Joseph (4)		

# 1995 EAGLES STATISTICS



Record: 10-6, 2nd in NFC East					
Head Coach: Ray Rhodes					
S-03	L	6-21	Tampa Bay	66,266	
S-10	W	31-19	at Arizona	45,004	
S-17	L	21-27	San Diego	63,081	
S-24	L	17-48	at Oakland	48,875	
O-01	W	15-10	at New Orleans	43,938	
O-08	W	37-34	Washington (OT)	65,498	
O-15	W	17-14	at NY Giants	74,252	
O-29	W	20-9	St. Louis	62,172	
N-06	L	12-34	at Dallas	64,876	
N-12	W	31-13	Denver	60,842	
N-19	W	28-19	NY Giants	63,562	
N-26	W	14-7	at Washington	50,539	
D-03	L	14-26	at Seattle	39,893	
D-10	W	20-17	Dallas	66,198	
D-17	W	21-20	Arizona	62,076	
D-24	L	14-20	at Chicago	52,391	
<b>NFC WILD CARD</b>					
D-30	W	58-37	Detroit	66,492	
<b>NFC DIVISIONAL PLAYOFF</b>					
J-07	L	11-30	at Dallas	64,371	

Rushing	No.	Yds	Avg	Lg	TD
Watters	337	1273	3.8	57	11
Garner	108	588	5.4	55t	6
Peete	32	147	4.6	18	1
Cunningham	21	98	4.7	20	0
Turner	2	9	4.5	12	0
Witherspoon	2	7	3.5	5	0
McCrary	3	1	0.3	1t	1
Hutton	1	0	0.0	0	0
Saxon	1	0	0.0	0	0
C.Williams	1	-2	-2.0	-2	0
<b>Eagles</b>	<b>508</b>	<b>2121</b>	<b>4.2</b>	<b>57</b>	<b>19</b>
<b>Opponents</b>	<b>466</b>	<b>1822</b>	<b>3.9</b>	<b>44t</b>	<b>14</b>

Receiving	No.	Yds	Avg	Lg	TD
C. Williams	63	768	12.2	37t	2
Watters	62	434	7.0	24	1
Barnett	48	585	12.2	33	5
Carpenter	29	318	11.0	29	0
West	20	190	9.5	26	1
Martin	17	206	12.1	22	0
Garner	10	61	6.1	29	0
McCrary	9	60	6.7	11	0
Monk	6	114	19.0	36	0
J. Johnson	6	37	6.2	9	0
R. Johnson	5	68	13.6	33	2
Jones	5	61	12.2	17	0
Turner	4	29	7.3	11	0
<b>Eagles</b>	<b>284</b>	<b>2931</b>	<b>10.3</b>	<b>37t</b>	<b>11</b>
<b>Opponents</b>	<b>268</b>	<b>3121</b>	<b>11.6</b>	<b>64t</b>	<b>14</b>

INTs	No.	Yds	Avg	Lg	TD
Thomas	7	104	14.9	37t	1
McMillian	3	27	9.0	19	0
Taylor	2	52	26.0	35	0
Romanowski	2	5	2.5	7	0
Gouveia	1	20	20.0	20	0
Jackson	1	18	18.0	18	0
Zordich	1	10	10.0	10	0
Frazier	1	3	3.0	3	0
Wilburn	1	0	0.0	0	0
<b>Eagles</b>	<b>19</b>	<b>239</b>	<b>12.6</b>	<b>37t</b>	<b>1</b>
<b>Opponents</b>	<b>19</b>	<b>240</b>	<b>12.6</b>	<b>65t</b>	<b>2</b>

Kickoff Returns	No.	Yds	Avg	Lg	TD
Garner	29	590	20.3	41	0
Martin	20	388	19.4	38	0
Witherspoon	18	459	25.5	86t	1
Jones	2	46	23.0	26	0
Saxon	1	3	3.0	3	0
McCrary	1	1	1.0	1	0
<b>Eagles</b>	<b>71</b>	<b>1487</b>	<b>20.9</b>	<b>86t</b>	<b>1</b>
<b>Opponents</b>	<b>61</b>	<b>1576</b>	<b>25.8</b>	<b>70</b>	<b>0</b>

**Leading Tacklers:** Gouveia 144, Romanowski 127, Harmon 85, Thomas 83, Zordich 74, Jackson 70, McMillian 63, Mamula 55, Fuller 53, Taylor 52

**Sacks:** Fuller 13.0, Harmon 11.0, K. Johnson 6.0, Mamula 5.5, Stubbs 5.5, Thomas 2.0, Woodard 1.5, Hall 1.0, Romanowski 1.0, Zordich 1.0, Gunn 0.5,

**Eagles 48.0, Opp. 46.0**

Scoring	TD	Ru	Pa	Rt	PAT	FG	2Pt	Pts
Anderson	0	0	0	0	32-33	22-30	0	98
Watters	12	11	1	0			0	72
Garner	6	6	0	0			0	36
Barnett	5	0	5	0			1	32
C.Williams	2	0	2	0			1	14
R. Johnson	2	0	2	0			0	14
Henderson	1	0	0	1			0	6
Jackson	1	0	0	1			0	6
K.Johnson	1	0	0	1			0	6
McCrary	1	1	0	0			0	6
Peete	1	1	0	0			0	6
Thomas	1	0	0	1			0	6
West	1	0	1	0			0	6
Witherspoon	1	0	0	1			0	6
Zordich	1	0	0	1			0	6
<b>Eagles</b>	<b>36</b>	<b>19</b>	<b>11</b>	<b>6</b>	<b>32-33</b>	<b>22-30</b>	<b>2</b>	<b>318</b>
<b>Opponents</b>	<b>36</b>	<b>14</b>	<b>14</b>	<b>8</b>	<b>32-32</b>	<b>28-37</b>	<b>2</b>	<b>338</b>

\*Opponents registered one safety

Field Goals	1-19	20-29	30-39	40-49	50+
Anderson	0/0	5/5	9/10	8/12	0/3
<b>Eagles</b>	<b>0/0</b>	<b>5/5</b>	<b>9/10</b>	<b>8/12</b>	<b>0/3</b>
<b>Opponents</b>	<b>0/0</b>	<b>10/10</b>	<b>11/14</b>	<b>7/11</b>	<b>0/2</b>

**Anderson:** [21G,28G] [51N,43G] [43N] [30G, 56N] [20G,43G,36G,37G,42G] [40G,43G,35G] [45N,40G] [20G,36G] [36G,37G] [52N,39G] [ ] [41N] [32N] [42G,27G,38G,42G] [48B] [ ]

**Opponents:** [ ] [21G,29G] [35G,21G] [35G,28G] [34G] [36G,47N,46G] [20G,21G] [62N,32N,29G] [42G,37G] [44G,48G] [37N,44G] [42N,50N] [47G,35G,37G,45G] [21G] [37G,35G,37G,35G, 47N] [40N,27G,28G,37N]

Punting	No	Yds	Avg	Net	TB	Lg	B
Hutton	85	3682	43.3	33.7	13	63	1
<b>Eagles</b>	<b>86</b>	<b>3682</b>	<b>42.8</b>	<b>33.7</b>	<b>13</b>	<b>63</b>	<b>1</b>
<b>Opponents</b>	<b>74</b>	<b>3055</b>	<b>41.3</b>	<b>35.2</b>	<b>8</b>	<b>63</b>	<b>0</b>

Punt Returns	Ret	FC	Yds	Avg	Lg	TD
Martin	17	10	214	12.6	38	0
Carpenter	12	6	79	6.6	22	0
<b>Eagles</b>	<b>29</b>	<b>16</b>	<b>293</b>	<b>10.1</b>	<b>38</b>	<b>0</b>
<b>Opponents</b>	<b>38</b>	<b>17</b>	<b>527</b>	<b>13.9</b>	<b>88t</b>	<b>2</b>

USUAL STARTERS			
WR	Fred Barnett	LDE	William Fuller
LT	Barrett Brooks	LDT	Andy Harmon
LG	Guy McIntyre	RDT	Ronnie Dixon (9)
C	Raleigh McKenzie		Mark Gunn (5)
RG	Joe Panos (9)	RDE	Mike Mamula
	Harry Boatswain (7)	LLB	Bill Romanowski
RT	Antone Davis	MLB	Kurt Gouveia
TE	Ed West	RLB	William Thomas
WR	Calvin Williams	LCB	Mark McMillian
QB	Rodney Peete	RCB	Bobby Taylor
RB	Ricky Watters	SS	Michael Zordich
FB	James Saxon (4)	FS	Greg Jackson
	Fred McCrary (3)		

TEAM STATS	EAGLES	OPP
<b>Total First Downs</b>	<b>290</b>	<b>281</b>
Rushing	126	102
Passing	145	154
Penalty	19	25
<b>3rd Down: Made/Att</b>	<b>89/233</b>	<b>84/220</b>
3rd Down Pct.	38.2	38.2
<b>4th Down: Made/Att</b>	<b>10/17</b>	<b>12/17</b>
4th Down Pct.	58.8	70.6
<b>Possession Avg.</b>	<b>30:26</b>	<b>29:34</b>
<b>Total Net Yards</b>	<b>4807</b>	<b>4638</b>
Avg. Per Game	300.4	289.9
Total Plays	1050	1013
Avg. Per Play	4.6	4.6
<b>Net Yards Rushing</b>	<b>2121</b>	<b>1822</b>
Avg. Per Game	132.6	113.9
Total Rushes	508	466
<b>Net Yards Passing</b>	<b>2686</b>	<b>2816</b>
Avg. Per Game	167.9	176.0
Sacked/Yards Lost	46/245	48/305
Gross Yards	2931	3121
Att./Completions	496/284	499/268
Completion Pct.	57.3	53.7
Had Intercepted	19	19
<b>Punts/Average</b>	<b>86/42.8</b>	<b>74/41.3</b>
<b>Net Punting Avg.</b>	<b>86/33.7</b>	<b>74/35.2</b>
<b>Penalties/Yards</b>	<b>112/838</b>	<b>87/727</b>
<b>Fumbles/Ball Lost</b>	<b>31/17</b>	<b>30/19</b>
<b>Touchdowns</b>	<b>36</b>	<b>39</b>
Rushing	19	14
Passing	11	14
Returns	6	8

**Pro Bowl Selections:** DE William Fuller, LB William Thomas, RB Ricky Watters

Score By Periods	Q1	Q2	Q3	Q4	OT	Pts
Eagles	83	99	55	78	3	318
Opponents	71	101	59	107	3	338

Passing	Att	Cmp	Yds	Cmp%	Yds/Att	TD	TD%	Int	Int%	Lg	Sk/Lost	Rat
Peete	375	215	2326	57.3	6.20	8	2.1	14	3.7	37t	33/166	67.3
Cunningham	121	69	605	57.0	5.00	3	2.5	5	4.1	33	13/79	61.5
<b>Eagles</b>	<b>496</b>	<b>284</b>	<b>2931</b>	<b>57.3</b>	<b>5.91</b>	<b>11</b>	<b>2.2</b>	<b>19</b>	<b>3.8</b>	<b>37t</b>	<b>46/245</b>	<b>65.9</b>
<b>Opponents</b>	<b>499</b>	<b>268</b>	<b>3121</b>	<b>53.7</b>	<b>6.25</b>	<b>14</b>	<b>2.8</b>	<b>19</b>	<b>3.8</b>	<b>64t</b>	<b>48/305</b>	<b>66.4</b>

# 1996 EAGLES STATISTICS



**Record: 10-6, 2nd in NFC East**  
**Head Coach: Ray Rhodes**

S-01	W	17-14	at Washington	53,415
S-09	L	13-39	at Green Bay	60,666
S-15	W	24-17	Detroit	66,007
S-22	W	33-18	at Atlanta	40,107
S-30	L	19-23	Dallas	67,201
O-13	W	19-10	at NY Giants	72,729
O-20	W	35-28	Miami	66,240
O-27	W	20- 9	Carolina	65,982
N-03	W	31-21	at Dallas	64,952
N-10	L	17-24	Buffalo	66,613
N-17	L	21-26	Washington	66,834
N-24	L	30-36	at Arizona	36,175
D-01	W	24- 0	NY Giants	51,468
D-05	L	10-37	at Indianapolis	52,689
D-14	W	21-20	at NY Jets	29,178
D-22	W	29-19	Arizona	63,658
<b>NFC WILD CARD</b>				
D-29	L	0-14	at San Francisco	56,460

**TEAM STATS**

	<b>EAGLES</b>	<b>OPP</b>
<b>Total First Downs</b>	<b>319</b>	<b>264</b>
Rushing	107	87
Passing	196	150
Penalty	16	27
<b>3rd Down: Made/Att</b>	<b>83/219</b>	<b>84/215</b>
3rd Down Pct.	37.9	39.1
<b>4th Down: Made/Att</b>	<b>6/15</b>	<b>5/14</b>
4th Down Pct.	40.0	35.7
<b>Possession Avg.</b>	<b>32:12</b>	<b>27:48</b>
<b>Total Net Yards</b>	<b>5627</b>	<b>4562</b>
Avg. Per Game	351.7	285.1
Total Plays	1076	961
Avg. Per Play	5.2	4.7
<b>Net Yards Rushing</b>	<b>1882</b>	<b>1583</b>
Avg. Per Game	117.6	98.9
Total Rushes	489	421
<b>Net Yards Passing</b>	<b>3745</b>	<b>2979</b>
Avg. Per Game	234.1	186.2
Sacked/Yards Lost	39/234	40/264
Gross Yards	3979	3243
Att./Completions	548/328	500/271
Completion Pct.	59.9	54.2
Had Intercepted	18	19
<b>Punts/Average</b>	<b>74/42.0</b>	<b>74/44.4</b>
<b>Net Punting Avg.</b>	<b>74/35.1</b>	<b>74/37.5</b>
<b>Penalties/Yards</b>	<b>117/963</b>	<b>99/710</b>
<b>Fumbles/Ball Lost</b>	<b>24/14</b>	<b>26/12</b>
<b>Touchdowns</b>	<b>41</b>	<b>35</b>
Rushing	16	12
Passing	19	18
Returns	6	5

**Score By Periods**

	<b>Q1</b>	<b>Q2</b>	<b>Q3</b>	<b>Q4</b>	<b>OT</b>	<b>Pts</b>
Eagles	98	88	64	113	0	363
Opponents	64	119	73	85	0	341

**Pro Bowl Selections:** WR Irving Fryar, DE William Fuller, LB William Thomas, RB Ricky Watters

**Rushing**

	<b>No.</b>	<b>Yds</b>	<b>Avg</b>	<b>Lg</b>	<b>TD</b>
Watters	353	1411	4.0	56t	13
Garner	66	346	5.2	46	1
Detmer	31	59	1.9	9	1
Turner	18	39	2.2	7	0
Peete	20	31	1.6	11	1
Fryar	1	-4	-4.0	-4	0
<b>Eagles</b>	<b>489</b>	<b>1882</b>	<b>3.8</b>	<b>56t</b>	<b>16</b>
<b>Opponents</b>	<b>421</b>	<b>1583</b>	<b>3.8</b>	<b>49t</b>	<b>12</b>

**Receiving**

	<b>No.</b>	<b>Yds</b>	<b>Avg</b>	<b>Lg</b>	<b>TD</b>
Fryar	88	1195	13.6	42	11
Jones	70	859	12.3	38	5
Watters	51	444	8.7	36	0
Turner	43	409	9.5	41	1
Seay	19	260	13.7	35	0
Dunn	15	332	22.1	58	2
Williams LG	15	93	6.2	19	1
Williams TM	2	8	4.0	4	0
Garner	14	92	6.6	13	0
Solomon	8	125	15.6	23	0
West	8	91	11.4	29	0
J.Johnson	7	127	18.1	31	0
Ingram	2	33	16.5	20	0
McIntyre	1	4	4.0	4	0
<b>Eagles</b>	<b>328</b>	<b>3979</b>	<b>12.1</b>	<b>62</b>	<b>19</b>
<b>Opponents</b>	<b>271</b>	<b>3243</b>	<b>12.0</b>	<b>67</b>	<b>18</b>

**INTs**

	<b>No.</b>	<b>Yds</b>	<b>Avg</b>	<b>Lg</b>	<b>TD</b>
Zordich	4	54	13.5	28	0
Vincent	3	144	48.0	90t	1
W.Thomas	3	47	15.7	37	0
Dawkins	3	41	13.7	30	0
Taylor	3	-1	-0.3	0	0
Willis	1	14	14.0	14	0
J.Fuller	1	4	4.0	4	0
Farmer	1	0	0.0	0	0
<b>Eagles</b>	<b>19</b>	<b>303</b>	<b>15.9</b>	<b>104t</b>	<b>1</b>
<b>Opponents</b>	<b>18</b>	<b>265</b>	<b>14.7</b>	<b>65t</b>	<b>3</b>

**Kickoff Returns**

	<b>No.</b>	<b>Yds</b>	<b>Avg</b>	<b>Lg</b>	<b>TD</b>
Witherspoon	53	1271	24.0	97t	2
Garner	6	117	19.5	28	0
Seay	4	51	12.8	22	0
Brooks	1	0	0.0	0	0
<b>Eagles</b>	<b>64</b>	<b>1439</b>	<b>22.5</b>	<b>97t</b>	<b>2</b>
<b>Opponents</b>	<b>73</b>	<b>1715</b>	<b>23.5</b>	<b>86</b>	<b>0</b>

**Leading Tacklers:** Zordich 96, Willis 77, Mamula 75, Dawkins 74, W.Thomas 71, Hall 67, H.Thomas 64, Taylor 62, W.Fuller 54, Vincent 52

**Sacks:** Fuller 13.0, Mamula 8.0, W. Thomas 5.5, Hall 4.5, Jefferson 2.5, Dawkins 1.0, Farmer 1.0, Harmon 1.0, K. Johnson 1.0, Taylor 1.0, H. Thomas 1.0, Griffin 0.5, **Eagles 40.0, Opp. 39.0**

**Passing**

	<b>Att</b>	<b>Cmp</b>	<b>Yds</b>	<b>Cmp%</b>	<b>Yds/Att</b>	<b>TD</b>	<b>TD%</b>	<b>Int</b>	<b>Int%</b>	<b>Lg</b>	<b>Sk/Lost</b>	<b>Rat</b>
Detmer	401	238	2911	59.4	7.26	15	3.7	13	3.2	42	27/171	80.8
Peete	134	80	992	59.7	7.40	3	2.2	5	3.7	62	11/53	74.6
Rypien	13	10	76	76.9	5.85	1	7.7	0	0.0	16	0/0	116.2
Hoying	0	0	0	---	---	0	---	0	---	---	1/10	---
<b>Eagles</b>	<b>548</b>	<b>328</b>	<b>3979</b>	<b>59.9</b>	<b>7.26</b>	<b>19</b>	<b>3.5</b>	<b>18</b>	<b>3.3</b>	<b>62</b>	<b>39/234</b>	<b>80.1</b>
<b>Opponents</b>	<b>500</b>	<b>271</b>	<b>3243</b>	<b>54.2</b>	<b>6.49</b>	<b>18</b>	<b>3.6</b>	<b>19</b>	<b>3.8</b>	<b>67</b>	<b>40/264</b>	<b>70.4</b>

**Scoring**

	<b>TD</b>	<b>Ru</b>	<b>Pa</b>	<b>Rt</b>	<b>PAT</b>	<b>FG</b>	<b>2Pt</b>	<b>Pts</b>
Anderson	0	0	0	0	40/40	25/29	0	115
Watters	13	13	0	0			0	78
Fryar	11	0	11	0			0	66
Jones	5	0	5	0			0	30
Dunn	2	0	2	0			0	12
Witherspoon	2	0	0	2			0	12
Detmer	1	1	0	0			0	6
Garner	1	1	0	0			0	6
Hall	1	0	0	1			0	6
Mamula	1	0	0	1			0	6
Peete	1	1	0	0			0	6
W.Thomas	1	0	0	1			0	6
Turner	1	0	1	0			0	6
Vincent	1	0	0	1			0	6
Team [safety]	0	0	0	0			0	2
<b>Eagles</b>	<b>41</b>	<b>16</b>	<b>19</b>	<b>6</b>	<b>40/40</b>	<b>25/29</b>	<b>0</b>	<b>363</b>
<b>Opponents</b>	<b>35</b>	<b>12</b>	<b>18</b>	<b>5</b>	<b>30/32</b>	<b>31/36</b>	<b>3</b>	<b>341</b>

\*Opponents registered one safety

**2-Pt. Conversions:** Eagles 0-1, Opponents 3-3

**Field Goals**

	<b>1-19</b>	<b>20-29</b>	<b>30-39</b>	<b>40-49</b>	<b>50+</b>
Anderson	0/0	10/11	8/9	7/9	0/0
<b>Eagles</b>	<b>0/0</b>	<b>10/11</b>	<b>8/9</b>	<b>7/9</b>	<b>0/0</b>
<b>Opponents</b>	<b>1/1</b>	<b>8/8</b>	<b>13/15</b>	<b>7/8</b>	<b>2/4</b>

**Anderson:** (26G) ( ) (38N,39G) (28G,33G,39G, 25G) (46G,29B) (39G,46G,45G,29G) ( ) (46G, 21G) (30G) (23G) ( ) (44G,25G,32G) (44G,44N) (31G) (48N) (23G,22G,43G,26G,39G)

**Opponents:** (53N) (29G,44G,38G) (51G) (43G) (46G,30G,21G) (39G) (37G,39G) (51N,47G,39G, 29G) (19G,37G) (38G) (37G,22G,30G,33G) (21G, 31B,36G,27G) ( ) (30G,42G,51G) (27G,48N,29G) (41G,41G,38N)

**Punting**

	<b>No</b>	<b>Yds</b>	<b>Avg</b>	<b>Net</b>	<b>TB</b>	<b>Lg</b>	<b>B</b>
Hutton	73	3107	42.6	35.1	9	60	1
<b>Eagles</b>	<b>74</b>	<b>3107</b>	<b>42.0</b>	<b>35.1</b>	<b>9</b>	<b>60</b>	<b>1</b>
<b>Opponents</b>	<b>74</b>	<b>3287</b>	<b>44.4</b>	<b>37.5</b>	<b>9</b>	<b>61</b>	<b>0</b>

**Punt Returns**

	<b>Ret</b>	<b>FC</b>	<b>Yds</b>	<b>Avg</b>	<b>Lg</b>	<b>TD</b>
Seay	35	14	305	8.7	56	0
Solomon	5	3	27	5.4	9	0
Vincent	0	0	-2	--	-2	0
<b>Eagles</b>	<b>40</b>	<b>17</b>	<b>330</b>	<b>8.3</b>	<b>56</b>	<b>0</b>
<b>Opponents</b>	<b>36</b>	<b>12</b>	<b>330</b>	<b>9.2</b>	<b>65t</b>	<b>1</b>

**USUAL STARTERS**

WR	Irving Fryar	LDE	William Fuller
LT	Barrett Brooks	LDT	Kevin Johnson (5), Hollis Thomas (5)
LG	Joe Panos	RDT	Rhett Hall
C	Raleigh McKenzie	RDE	Mike Mamula
RG	Lester Holmes	LLB	Ray Farmer
RT	Richard Cooper	MLB	James Willis
TE	Jason Dunn	RLB	William Thomas
WR	Chris T. Jones	LCB	Troy Vincent
QB	Ty Detmer	RCB	Bobby Taylor
RB	Ricky Watters	SS	Michael Zordich
FB	Kevin Turner		



# 1997 EAGLES STATISTICS



**Record: 6-9-1, 3rd in NFC East**  
**Head Coach: Ray Rhodes**

A-31	L	17-31	at NY Giants	70,296
S-07	W	10-9	Green Bay	66,803
S-15	L	20-21	at Dallas	63,942
S-28	L	19-28	at Minnesota	55,149
O-05	W	24-10	Washington	67,008
O-12	L	21-38	at Jacksonville	69,150
O-19	W	13-10	Arizona (OT)	66,860
O-26	W	13-12	Dallas	67,106
N-02	L	21-31	at Arizona	39,549
N-10	L	12-24	San Francisco	67,133
N-16	T	10-10	at Baltimore (OT)	63,546
N-23	W	23-20	Pittsburgh	67,166
N-30	W	44-42	Cincinnati	66,623
D-07	L	21-31	NY Giants	67,084
D-14	L	17-20	at Atlanta	42,866
D-21	L	32-35	at Washington	75,939

TEAM STATS	EAGLES	OPP
<b>Total First Downs</b>	<b>326</b>	<b>286</b>
Rushing	105	115
Passing	203	150
Penalty	18	21
<b>3rd Down: Made/Att</b>	<b>90/242</b>	<b>80/217</b>
3rd Down Pct.	37.2	36.9
<b>4th Down: Made/Att</b>	<b>14/22</b>	<b>8/14</b>
4th Down Pct.	63.6	57.1
<b>Possession Avg.</b>	<b>31:09</b>	<b>28:51</b>
<b>Total Net Yards</b>	<b>5590</b>	<b>4932</b>
Avg. Per Game	349.4	308.3
Total Plays	1116	1009
Avg. Per Play	5.0	4.9
<b>Net Yards Rushing</b>	<b>1943</b>	<b>2009</b>
Avg. Per Game	121.4	125.6
Total Rushes	465	476
<b>Net Yards Passing</b>	<b>3647</b>	<b>2923</b>
Avg. Per Game	227.9	182.7
Sacked/Yards Lost	64/362	43/278
Gross Yards	4009	3201
Att./Completions	587/330	490/259
Completion Pct.	56.2	52.9
Had Intercepted	16	14
<b>Punts/Average</b>	<b>88/41.6</b>	<b>87/41.4</b>
<b>Net Punting Avg.</b>	<b>88/34.6</b>	<b>87/36.0</b>
<b>Penalties/Yards</b>	<b>104/866</b>	<b>86/708</b>
<b>Fumbles/Ball Lost</b>	<b>35/16</b>	<b>25/12</b>
<b>Touchdowns</b>	<b>36</b>	<b>43</b>
Rushing	11	16
Passing	22	20
Returns	3	7

Score By Periods	Q1	Q2	Q3	Q4	OT	Pts
Eagles	75	71	59	109	3	317
Opponents	100	90	68	114	0	372

**Sacks:** Hall 8.0, W. Thomas 5.0, Dent 4.5, Mamula 4.0, Jefferson 3.0, J. Jones 2.5, H. Thomas 2.5, Taylor 2.0, Willis 2.0, Zordich 2.0, Conner 1.5, Farmer 1.0, Harris 1.0, Jasper 1.0, Smith 1.0, **Eagles 43.0, Opponents 64.0**

Rushing	No.	Yds	Avg	Lg	TD
Watters	285	1110	3.9	28	7
Garner	116	547	4.7	26	3
Turner	18	96	5.3	29	0
Hoying	16	78	4.9	30	0
T. Detmer	14	46	3.3	14	1
Peete	8	37	4.6	16	0
Staley	7	29	4.1	12	0
Hutton	1	0	0.0	0	0
<b>Eagles</b>	<b>465</b>	<b>1943</b>	<b>4.2</b>	<b>30</b>	<b>11</b>
<b>Opponents</b>	<b>476</b>	<b>2009</b>	<b>4.2</b>	<b>53</b>	<b>16</b>

Receiving	No.	Yds	Avg	Lg	TD
Fryar	86	1316	15.3	72t	6
Turner	48	443	9.2	36	3
Watters	48	440	9.2	37	0
Timpson	42	484	11.5	26	2
Solomon	29	455	15.7	56	3
Garner	24	225	9.4	27	0
Johnson	14	177	12.6	28	1
Seay	13	187	14.4	38	1
Lewis	12	94	7.8	17	4
Dunn	7	93	13.3	31t	2
C. Jones	5	73	14.6	32	0
Staley	2	22	11.0	22	0
<b>Eagles</b>	<b>330</b>	<b>4009</b>	<b>12.1</b>	<b>72t</b>	<b>22</b>
<b>Opponents</b>	<b>259</b>	<b>3201</b>	<b>12.4</b>	<b>62</b>	<b>20</b>

INTs	No.	Yds	Avg	Lg	TD
Dawkins	3	76	25.3	64t	1
Vincent	3	14	4.7	14	0
Dimry	2	25	12.5	25	0
W. Thomas	2	11	5.5	11	0
Hall	1	39	39.0	39	0
Zordich	1	21	21.0	21	0
Stevens	1	0	0.0	0	0
Willis	1	0	0.0	0	0
<b>Eagles</b>	<b>14</b>	<b>186</b>	<b>13.3</b>	<b>64t</b>	<b>1</b>
<b>Opponents</b>	<b>16</b>	<b>425</b>	<b>26.6</b>	<b>95t</b>	<b>4</b>

Kickoff Returns	No.	Yds	Avg	Lg	TD
Staley	47	1139	24.2	57	0
Gray LG	9	193	21.4	33	0
Gray TM	1	8	8.0	8	0
Witherspoon	9	171	19.0	28	0
Johnson	3	22	7.3	15	0
Turner	3	48	16.0	22	0
Dunn	2	32	16.0	16	0
Wyatt	2	50	25.0	30	0
Clark	1	39	39.0	39t	1
Lewis	1	11	11.0	11	0
<b>Eagles</b>	<b>69</b>	<b>1520</b>	<b>22.0</b>	<b>57</b>	<b>1</b>
<b>Opponents</b>	<b>66</b>	<b>1548</b>	<b>23.5</b>	<b>84</b>	<b>0</b>

**Leading Tacklers:** H.Thomas 82, Willis 82, W.Thomas 81, Zordich 80, Hall 78, Dawkins 75, Mamula 71, Vincent 65, Dimry 57, Jefferson 55

**Pro Bowl Selections:** WR Irving Fryar

Passing	Att	Cmp	Yds	Cmp%	Yds/Att	TD	TD%	Int	Int%	Lg	Sk/Lost	Rat
T. Detmer	244	134	1567	54.9	6.42	7	2.9	6	2.5	57	19/94	73.9
Hoying	225	128	1573	56.9	6.99	11	4.9	6	2.7	72t	28/183	83.8
Peete	118	68	869	57.6	7.36	4	3.4	4	3.4	38	17/85	78.0
<b>Eagles</b>	<b>587</b>	<b>330</b>	<b>4009</b>	<b>56.2</b>	<b>6.83</b>	<b>22</b>	<b>3.7</b>	<b>16</b>	<b>2.7</b>	<b>72t</b>	<b>64/362</b>	<b>78.5</b>
<b>Opponents</b>	<b>490</b>	<b>259</b>	<b>3201</b>	<b>52.9</b>	<b>6.53</b>	<b>20</b>	<b>4.1</b>	<b>14</b>	<b>2.9</b>	<b>62</b>	<b>43/278</b>	<b>75.1</b>

Scoring	TD	Ru	Pa	Rt	PAT	FG	2Pt	Pts
Boniol	0	0	0	0	33/33	22/31	0	99
Watters	7	7	0	0			0	42
Fryar	6	0	6	0			0	36
Lewis	4	0	4	0			0	24
Solomon	3	0	3	0			1	20
Garner	3	3	0	0			0	18
Turner	3	0	3	0			0	18
Dunn	2	0	2	0			0	12
Timpson	2	0	2	0			0	12
Clark	1	0	0	1			0	6
Dawkins	1	0	0	1			0	6
T.Detmer	1	1	0	0			0	6
Johnson	1	0	1	0			0	6
Seay	1	0	1	0			0	6
W.Thomas	1	0	0	1			0	6
<b>Eagles</b>	<b>36</b>	<b>11</b>	<b>22</b>	<b>3</b>	<b>33/33</b>	<b>22/31</b>	<b>1</b>	<b>317</b>
<b>Opponents</b>	<b>43</b>	<b>16</b>	<b>20</b>	<b>7</b>	<b>42/42</b>	<b>24/33</b>	<b>0</b>	<b>372</b>

**2-Pt. Conv:** Eagles 1-3 (Solomon), Opponents 0-1

Field Goals	1-19	20-29	30-39	40-49	50+
Boniol	0/0	7/7	11/12	4/11	0/1
<b>Eagles</b>	<b>0/0</b>	<b>7/7</b>	<b>11/12</b>	<b>4/11</b>	<b>0/1</b>
<b>Opponents</b>	<b>2/2</b>	<b>10/11</b>	<b>6/6</b>	<b>6/11</b>	<b>0/3</b>

**Boniol:** (48G) (48N,32G) (49G,45N,44G) (47G, 26G) (34G) (43N) (40N,38G,24G) (52N,47N,29G, 37G) (37N) (28G,34G) (33G,40N) (23G,35G,25G) (33G,25G,31G) (48N) (39G) (33G) **Opponents:** (44N,39G)(22G,18G,27G,28N) (46G,48G,25G,23G,22G) ( ) (37G) (38G) (40N, 23G) (26G,24G,35G,43G) (51N,45G,48N) (31G, 43N) (23G,53N) (46G,40G) ( ) (50N,19G) (42N, 21G,33G) ( )

Punting	No	Yds	Avg	Net	TB	Lg	B
Hutton	87	3660	42.1	34.6	5	61	1
<b>Eagles</b>	<b>88</b>	<b>3660</b>	<b>41.6</b>	<b>34.6</b>	<b>5</b>	<b>61</b>	<b>1</b>
<b>Opponents</b>	<b>87</b>	<b>3603</b>	<b>41.4</b>	<b>36.0</b>	<b>12</b>	<b>62</b>	<b>0</b>

Punt Returns	Ret	FC	Yds	Avg	Lg	TD
Gray LG	19	15	161	8.5	30	0
Gray TM	2	5	17	8.5	11	0
Seay	16	8	172	10.8	42	0
Solomon	10	7	55	5.5	14	0
Wyatt	2	1	-2	-1.0	0	0
Vincent	1	0	-8	-8.0	-8	0
<b>Eagles</b>	<b>31</b>	<b>21</b>	<b>234</b>	<b>7.5</b>	<b>42</b>	<b>0</b>
<b>Opponents</b>	<b>48</b>	<b>9</b>	<b>515</b>	<b>10.7</b>	<b>73t</b>	<b>1</b>

USUAL STARTERS			
WR	Irving Fryar	LDE	Greg Jefferson
LT	Jermame Mayberry	LDT	Hollis Thomas
LG	Joe Panos	RDT	Rhett Hall
C	Steve Everitt	RDE	Mike Mamula
RG	Ian Beckles (8)	LLB	Darrin Smith (7)
	Jerry Crafts (6)		James Darling (6)
RT	Barrett Brooks	MLB	James Willis
TE	Jimmie Johnson	RLB	William Thomas
WR	Michael Timpson	LCB	Troy Vincent
QB	Ty Detmer (7)	RCB	Charles Dimry (9)
	Bobby Hoying (6)		Bobby Taylor (5)
RB	Ricky Watters	SS	Michael Zordich
FB	Kevin Turner	FS	Brian Dawkins

# 1998 EAGLES STATISTICS



Record: 3-13, 5th in NFC East					
Head Coach: Ray Rhodes					
S-06	L	0-38	Seattle	66,418	
S-13	L	12-17	at Atlanta	46,456	
S-20	L	3-17	at Arizona	36,717	
S-27	L	21-24	Kansas City	66,675	
O-04	L	16-41	at Denver	73,218	
O-11	W	17-12	Washington	66,183	
O-18	L	10-13	at San Diego	56,967	
N-02	L	0-34	Dallas	67,002	
N-08	W	10-9	Detroit	66,785	
N-15	L	3-28	at Washington	67,704	
N-22	L	0-20	at NY Giants	65,763	
N-29	L	16-24	at Green Bay	59,862	
D-03	W	17-14	St. Louis	66,155	
D-13	L	17-20	Arizona (OT)	62,176	
D-20	L	9-13	at Dallas	62,722	
D-27	L	10-20	NY Giants	66,596	

TEAM STATS	EAGLES	OPP
<b>Total First Downs</b>	<b>259</b>	<b>286</b>
Rushing	86	125
Passing	141	133
Penalty	32	28
<b>3rd Down: Made/Att</b>	<b>80/240</b>	<b>85/230</b>
3rd Down Pct.	33.3	37.0
<b>4th Down: Made/Att</b>	<b>7/23</b>	<b>7/12</b>
4th Down Pct.	30.4	58.3
<b>Possession Avg.</b>	<b>29:24</b>	<b>30:36</b>
<b>Total Net Yards</b>	<b>4188</b>	<b>5136</b>
Avg. Per Game	261.8	321.0
Total Plays	1017	1019
Avg. Per Play	4.1	5.0
<b>Net Yards Rushing</b>	<b>1775</b>	<b>2416</b>
Avg. Per Game	110.9	151.0
Total Rushes	427	528
<b>Net Yards Passing</b>	<b>2413</b>	<b>2720</b>
Avg. Per Game	150.8	170.0
Sacked/Yards Lost	56/317	42/281
Gross Yards	2730	3001
Att./Completions	534/282	449/249
Completion Pct.	52.8	55.5
Had Intercepted	18	9
<b>Punts/Average</b>	<b>104/41.7</b>	<b>85/42.5</b>
<b>Net Punting Avg.</b>	<b>104/34.9</b>	<b>85/37.3</b>
<b>Penalties/Yards</b>	<b>102/852</b>	<b>113/904</b>
<b>Fumbles/Ball Lost</b>	<b>20/8</b>	<b>20/8</b>
<b>Touchdowns</b>	<b>17</b>	<b>39</b>
Rushing	10	18
Passing	7	18
Returns	0	3

Passing	Att	Cmp	Yds	Cmp%	Yds/Att	TD	TD%	Int	Int%	Lg	Sk/Lost	Rat
Hoying	224	114	961	50.9	4.29	0	0.0	9	4.0	38	35/185	45.6
Detmer	181	97	1011	53.6	5.59	5	2.8	5	2.8	61t	5/29	67.7
Peete	129	71	758	55.0	5.88	2	1.6	4	3.1	25	16/103	64.7
<b>Eagles</b>	<b>534</b>	<b>282</b>	<b>2730</b>	<b>52.8</b>	<b>5.11</b>	<b>7</b>	<b>1.3</b>	<b>18</b>	<b>3.4</b>	<b>61t</b>	<b>56/317</b>	<b>57.7</b>
<b>Opponents</b>	<b>449</b>	<b>249</b>	<b>3001</b>	<b>55.5</b>	<b>6.68</b>	<b>18</b>	<b>4.0</b>	<b>9</b>	<b>2.0</b>	<b>59</b>	<b>42/281</b>	<b>81.2</b>

Rushing	No.	Yds	Avg	Lg	TD
Staley	258	1065	4.1	64t	5
Garner	96	381	4.0	40	4
Turner	20	94	4.7	19	0
Hoying	22	84	3.8	11	0
Walker	12	55	4.6	20	0
Fryar	3	46	15.3	32	0
Peete	5	30	6.0	19t	1
Detmer	7	20	2.9	8	0
Jells	2	9	4.5	13	0
Hankton	1	-4	-4.0	-4	0
Dunn	1	-5	-5.0	-5	0
<b>Eagles</b>	<b>427</b>	<b>1775</b>	<b>4.2</b>	<b>64t</b>	<b>10</b>
<b>Opponents</b>	<b>528</b>	<b>2416</b>	<b>4.6</b>	<b>64</b>	<b>18</b>

Receiving	No.	Yds	Avg	Lg	TD
Staley	57	432	7.6	33	1
Fryar	48	556	11.6	61t	2
Graham	47	600	12.8	45	2
Turner	34	232	6.8	18	0
Solomon	21	193	9.2	20	1
Garner	19	110	5.8	21	0
Copeland TM	18	221	12.3	20	0
Dunn	18	132	7.3	21	0
Fontenot	8	90	11.3	19	0
Sinceno	3	42	14.0	22	1
Jells	2	53	26.5	37	0
Walker	2	35	17.5	33	0
J. Johnson	2	14	7.0	9	0
Jordan	2	9	4.5	8	0
Miller	1	11	11.0	11	0
<b>Eagles</b>	<b>282</b>	<b>2730</b>	<b>9.7</b>	<b>61t</b>	<b>7</b>
<b>Opponents</b>	<b>249</b>	<b>3001</b>	<b>12.1</b>	<b>59</b>	<b>18</b>

INTs	No.	Yds	Avg	Lg	TD
Dawkins	2	39	19.5	30	0
Vincent	2	29	14.5	29	0
Zordich	2	18	9.0	14	0
Caldwell	1	33	33.0	33	0
W.Thomas	1	21	21.0	21	0
McTyer	1	18	18.0	18	0
<b>Eagles</b>	<b>9</b>	<b>158</b>	<b>17.6</b>	<b>33</b>	<b>0</b>
<b>Opponents</b>	<b>18</b>	<b>319</b>	<b>17.7</b>	<b>70t</b>	<b>2</b>

Kickoff Returns	No.	Yds	Avg	Lg	TD
Staley	258	1065	4.1	64t	5
Garner	96	381	4.0	40	4
Turner	20	94	4.7	19	0
Hoying	22	84	3.8	11	0
Walker	12	55	4.6	20	0
Fryar	3	46	15.3	32	0
Peete	5	30	6.0	19t	1
Detmer	7	20	2.9	8	0
Jells	2	9	4.5	13	0
Hankton	1	-4	-4.0	-4	0
Dunn	1	-5	-5.0	-5	0
<b>Eagles</b>	<b>427</b>	<b>1775</b>	<b>4.2</b>	<b>64t</b>	<b>10</b>
<b>Opponents</b>	<b>528</b>	<b>2416</b>	<b>4.6</b>	<b>64</b>	<b>18</b>

Score By Periods	Q1	Q2	Q3	Q4	OT	Pts
Eagles	33	47	24	57	0	161
Opponents	85	53	94	109	3	344

Scoring	TD	Ru	Pa	Rt	PAT	FG	2Pt	Pts
Boniol	0	0	0	0	15-17	14-21	0	57
Staley	6	5	1	0			0	36
Garner	4	4	0	0			0	24
Fryar	2	0	2	0			0	12
Graham	2	0	2	0			0	12
Peete	1	1	0	0			0	6
Sinceno	1	0	1	0			0	6
Solomon	1	0	1	0			0	6
Thomas (safety)	0	0	0	0			0	2
<b>Eagles</b>	<b>17</b>	<b>10</b>	<b>7</b>	<b>0</b>	<b>15-17</b>	<b>14-21</b>	<b>0</b>	<b>161</b>
<b>Opponents</b>	<b>39</b>	<b>18</b>	<b>18</b>	<b>3</b>	<b>36-37</b>	<b>24-32</b>	<b>1</b>	<b>344</b>

**2-Pt. Conversions:** Eagles 0-0, Opponents 1-2

Field Goals	1-19	20-29	30-39	40-49	50+
Boniol	3/3	3/3	4/5	3/9	1/1
<b>Eagles</b>	<b>3/3</b>	<b>3/3</b>	<b>4/5</b>	<b>3/9</b>	<b>1/1</b>
<b>Opponents</b>	<b>0/0</b>	<b>7/7</b>	<b>6/8</b>	<b>11/13</b>	<b>0/4</b>

**Boniol:** ( ) [45N,24G,42G] (29G) ( ) [44G,48N] [42N,35G] ( ) [39G] (19G) [44N] [34G] [50G,46B] (19G,33N) [21G,48N,41G,39G] (19G)

**Opponents:** [42G] [23G] [52N,47G] [40N,21G] ( ) [47N,46G,34G] [23G,26G] [33G,25G] [41G,48G,35G,58N] [32N] [40G,49G] [33G] [46G,20G,52N] [28G,34N,32G] [51N,42G,41G] [43G,33G]

Punting	No	Yds	Avg	Net	TB	Lg	B
Hutton	104	4339	41.7	34.9	10	61	0
<b>Eagles</b>	<b>104</b>	<b>4339</b>	<b>41.7</b>	<b>34.9</b>	<b>10</b>	<b>61</b>	<b>0</b>
<b>Opponents</b>	<b>85</b>	<b>3616</b>	<b>42.5</b>	<b>37.3</b>	<b>8</b>	<b>71</b>	<b>1</b>

Punt Returns	Ret	FC	Yds	Avg	Lg	TD
Rossum	22	7	187	8.5	25	0
Solomon	11	12	100	9.1	40	0
A.Harris	1	0	-2	-2.0	-2	0
<b>Eagles</b>	<b>34</b>	<b>19</b>	<b>285</b>	<b>8.4</b>	<b>40</b>	<b>0</b>
<b>Opponents</b>	<b>61</b>	<b>9</b>	<b>511</b>	<b>8.4</b>	<b>69t</b>	<b>1</b>

**Sacks:** Douglas 12.5, Wallace 6.0, H. Thomas 5.0, Jefferson 4.0, B. Johnson 2.5, Darling 2.0, W. Thomas 2.0, Whiting 1.5, Caldwell 1.0, Dawkins 1.0, J. Harris 1.0, Martin LG 1.0, Martin TM 1.0, Rossum 1.0, Vincent 1.0, McTyer 0.5, **Eagles 42.0, Opponents 56.0**

**Leading Tacklers:** Zordich 123, Willis 105, W.Thomas 95, Dawkins 92, Vincent 59, Douglas 55, H.Thomas 54, A.Harris 53, Caldwell 52, B.Johnson 52

**Pro Bowl Selections:** none

USUAL STARTERS			
WR	Irving Fryar	LDE	Greg Jefferson
LT	Tra Thomas	LDT	Hollis Thomas
LG	Jermame Mayberry	RDT	Bill Johnson
C	Steve Everitt	RDE	Hugh Douglas
RG	Ian Beckles	LLB	James Darling (8)
RT	Richard Cooper		Mike Caldwell (8)
TE	Jason Dunn	MLB	James Willis
WR	Jeff Graham	RLB	William Thomas
QB	Bobby Hoying (7)	LCB	Troy Vincent
	Koy Detmer (5)	RCB	Bobby Taylor
RB	Duce Staley	SS	Michael Zordich
FB	Kevin Turner	FS	Brian Dawkins

# 1999 EAGLES STATISTICS



**Record: 5-11, 5th in NFC East**  
**Head Coach: Andy Reid**

S-12	L	24-25	Arizona	64,113
S-19	L	5-19	Tampa Bay	64,285
S-26	L	0-26	at Buffalo	70,872
O-03	L	15-16	at NY Giants	77,959
O-10	W	13-10	Dallas	66,669
O-17	W	20-16	at Chicago	66,944
O-24	L	13-16	at Miami	73,975
O-31	L	17-23	NY Giants (OT)	66,481
N-07	L	7-33	at Carolina	62,569
N-14	W	35-28	Washington	66,591
N-21	L	17-44	Indianapolis	65,521
N-28	L	17-20	at Washington (OT)	74,741
D-05	L	17-21	at Arizona	46,550
D-12	L	10-20	at Dallas	64,086
D-19	W	24-9	New England	65,475
J-02	W	38-31	St. Louis	60,700

TEAM STATS	EAGLES	OPP
<b>Total First Downs</b>	<b>218</b>	<b>328</b>
Rushing	76	125
Passing	123	171
Penalty	19	32
<b>3rd Down: Made/Att</b>	<b>74/238</b>	<b>88/233</b>
3rd Down Pct.	31.1	37.8
<b>4th Down: Made/Att</b>	<b>6/9</b>	<b>9/15</b>
4th Down Pct.	66.7	60.0
<b>Possession Avg.</b>	<b>27:03</b>	<b>32:57</b>
<b>Total Net Yards</b>	<b>3830</b>	<b>5462</b>
Avg. Per Game	239.4	341.4
Total Plays	947	1124
Avg. Per Play	4.0	4.9
<b>Net Yards Rushing</b>	<b>1746</b>	<b>2001</b>
Avg. Per Game	109.1	125.1
Total Rushes	424	519
<b>Net Yards Passing</b>	<b>2084</b>	<b>3461</b>
Avg. Per Game	130.3	216.3
Sacked/Yards Lost	49/321	37/272
Gross Yards	2405	3733
Att./Completions	474/235	568/322
Completion Pct.	49.6	56.7
Had Intercepted	18	28
<b>Punts/Average</b>	<b>108/41.9</b>	<b>73/41.2</b>
<b>Net Punting Avg.</b>	<b>108/35.1</b>	<b>73/35.9</b>
<b>Penalties/Yards</b>	<b>102/905</b>	<b>89/719</b>
<b>Fumbles/Ball Lost</b>	<b>33/21</b>	<b>38/18</b>
<b>Touchdowns</b>	<b>29</b>	<b>36</b>
Rushing	5	12
Passing	18	22
Returns	6	2

Score By Periods	Q1	Q2	Q3	Q4	OT	Pts
Eagles	71	77	38	86	0	272
Opponents	100	107	70	71	9	357

**Pro Bowl Selections:** FS Brian Dawkins, CB Troy Vincent

Passing	Att	Cmp	Yds	Cmp%	Yds/Att	TD	TD%	Int	Int%	Lg	Sk/Lost	Rat
Pederson	227	119	1276	52.4	5.62	7	3.1	9	4.0	84t	20/109	62.9
McNabb	216	106	948	49.1	4.39	8	3.7	7	3.2	63t	28/204	60.1
Detmer	29	10	181	34.5	6.24	3	10.3	2	6.9	50t	0/0	62.6
Small	2	0	0	0.0	0.00	0	0.0	0	0.0	--	0/0	39.6
Staley	0	0	0	---	---	0	---	0	---	---	1/8	---
<b>Eagles</b>	<b>474</b>	<b>235</b>	<b>2405</b>	<b>49.6</b>	<b>5.07</b>	<b>18</b>	<b>3.8</b>	<b>18</b>	<b>3.8</b>	<b>84t</b>	<b>49/321</b>	<b>61.4</b>
<b>Opponents</b>	<b>568</b>	<b>322</b>	<b>3733</b>	<b>56.7</b>	<b>6.57</b>	<b>22</b>	<b>3.9</b>	<b>28</b>	<b>4.9</b>	<b>80t</b>	<b>37/272</b>	<b>69.1</b>

Rushing	No.	Yds	Avg	Lg	TD
Staley	325	1273	3.9	29	4
McNabb	47	313	6.7	27	0
Bieniemy	12	75	6.3	28	1
Pederson	20	33	1.7	19	0
Jam.Bostic	5	19	3.8	5	0
Watson	4	17	4.3	6	0
Turner	6	15	2.5	5	0
C. Martin	3	3	1.0	2	0
Detmer	2	-2	-2.0	-1	0
<b>Eagles</b>	<b>424</b>	<b>1746</b>	<b>4.1</b>	<b>29</b>	<b>5</b>
<b>Opponents</b>	<b>519</b>	<b>2001</b>	<b>3.9</b>	<b>62t</b>	<b>12</b>

Receiving	No.	Yds	Avg	Lg	TD
Small	49	655	13.4	84t	4
Staley	41	294	7.2	19	2
C. Johnson	34	414	12.2	36	1
Broughton	26	295	11.3	33	4
Brown	18	188	10.4	27	1
Weaver	11	91	8.3	14	0
C.Martin	11	22	2.0	9	0
Jells	10	180	18.0	57t	2
Turner	9	46	5.1	14	0
Lewis LG	8	88	11.0	21	3
Lewis TM	7	76	10.9	21	3
D.Douglas	8	79	9.9	29t	1
Jam.Bostic	5	8	1.6	7	0
Bieniemy	2	28	14.0	27	0
Finneran	2	21	10.5	11	0
T.Smith	1	14	14.0	14	0
McNabb	1	-6	-6.0	-6	0
<b>Eagles</b>	<b>235</b>	<b>2405</b>	<b>10.2</b>	<b>84t</b>	<b>18</b>
<b>Opponents</b>	<b>322</b>	<b>3733</b>	<b>11.6</b>	<b>80t</b>	<b>22</b>

INTs	No.	Yds	Avg	Lg	TD
Vincent	7	91	13.0	35	0
A. Harris	4	151	37.8	84	1
Dawkins	4	127	31.8	67t	1
Taylor	4	59	14.8	28	1
Trotter	2	30	15.0	30	0
Mamula	1	41	41.0	41t	1
Darling	1	33	33.0	33	0
Cook	1	29	29.0	29	0
Moore	1	28	28.0	28	0
Whiting	1	22	22.0	22t	1
Caldwell	1	12	12.0	12	0
Hauck	1	2	2.0	2	0
<b>Eagles</b>	<b>28</b>	<b>625</b>	<b>22.3</b>	<b>84</b>	<b>5</b>
<b>Opponents</b>	<b>18</b>	<b>266</b>	<b>14.8</b>	<b>78t</b>	<b>2</b>

Punting	No	Yds	Avg	Net	TB	Lg	B
Landeta	107	4524	42.3	35.1	12	60	1
<b>Eagles</b>	<b>108</b>	<b>4524</b>	<b>41.9</b>	<b>35.1</b>	<b>12</b>	<b>60</b>	<b>1</b>
<b>Opponents</b>	<b>73</b>	<b>3011</b>	<b>41.2</b>	<b>35.9</b>	<b>7</b>	<b>63</b>	<b>0</b>

Punt Returns	Ret	FC	Yds	Avg	Lg	TD
Rossum	28	17	250	8.9	39	0
C. Johnson	1	0	0	0.0	0	0
Brown	0	1	0	--	--	0
<b>Eagles</b>	<b>29</b>	<b>18</b>	<b>250</b>	<b>8.6</b>	<b>39</b>	<b>0</b>
<b>Opponents</b>	<b>59</b>	<b>16</b>	<b>490</b>	<b>8.3</b>	<b>32</b>	<b>0</b>

**Leading Tacklers:** Trotter 202, Hauck 122, W.Thomas 116, Dawkins 103, Vincent 100, Darling 98, H.Thomas 72, Jefferson 67, S.Martin 60, Mamula 57

Scoring	TD	Ru	Pa	Rt	PAT	FG	2Pt	Pts
N.Johnson	0	0	0	0	25/25	18/25	0	79
Staley	6	4	2	0			0	36
Broughton	4	0	4	0			0	24
Small	4	0	4	0			0	24
Lewis	3	0	3	0			0	18
Jells	2	0	2	0			0	12
Akers	0	0	0	0	2/2	3/6	0	11
C.Johnson (safety)	1	0	1	0			0	8
Bieniemy	1	1	0	0			0	6
Brown	1	0	1	0			0	6
Dawkins	1	0	0	1			0	6
D. Douglas	1	0	1	0			0	6
A. Harris	1	0	0	1			0	6
Mamula	1	0	0	1			0	6
Rossum	1	0	0	1			0	6
Taylor	1	0	0	1			0	6
Whiting	1	0	0	1			0	6
McNabb	0	0	0	0			1	2
Weaver	0	0	0	0			1	2
Team (safety)	0	0	0	0			0	2
<b>Eagles</b>	<b>29</b>	<b>5</b>	<b>18</b>	<b>6</b>	<b>27/27</b>	<b>21/31</b>	<b>2</b>	<b>272</b>
<b>Opponents</b>	<b>36</b>	<b>12</b>	<b>22</b>	<b>2</b>	<b>33/33</b>	<b>36/45</b>	<b>0</b>	<b>357</b>

**2-Pt. Conversions:** Eagles 2-2, Opponents 0-2

Field Goals	1-19	20-29	30-39	40-49	50+
N.Johnson	0/0	8/9	5/8	5/6	0/2
Akers	0/0	0/0	0/0	2/3	1/3
<b>Eagles</b>	<b>0/0</b>	<b>8/9</b>	<b>5/8</b>	<b>7/9</b>	<b>1/5</b>
<b>Opponents</b>	<b>1/1</b>	<b>12/13</b>	<b>12/15</b>	<b>9/11</b>	<b>2/5</b>

**N.Johnson:** [25G] [39G,26N,50N] [50N] [26G,3G] [48G,31G] [28G,27G] [44G,42N] [28G,33B] [ ] [49G,29G,32N,20G,30G] [ ] [34G] [29G] [44G] [43G] [39N] [ ] [51N] [46G]

**Akers:** [ ] [ ] [ ] [ ] [ ] [ ] [53G] [59N] [ ] [ ] [48G] [47N] [ ] [ ] [51N] [46G]

**Opponents:** [31G,25G,32G,31G] [51G,24G] [24G,29G,19G,36G,49N] [35G,25G,23G] [42G,50N] [46G,40G, 32N,41G][37G,37G,54G] [28G,34N] [38G,28G,33G,22G] [50N] [45G,29G,34G] [43G,28N,27G] [ ] [49N,30G, 34G,33N] [23G,43G,56N,46G] [47G]

Kickoff Returns	No.	Yds	Avg	Lg	TD
Rossum	54	1347	24.9	89t	1
Bieniemy	10	210	21.0	30	0
Whiting	3	49	16.3	21	0
Broughton	1	5	5.0	5	0
E.Smith	1	1	1.0	1	0
<b>Eagles</b>	<b>69</b>	<b>1612</b>	<b>23.4</b>	<b>89t</b>	<b>1</b>
<b>Opponents</b>	<b>57</b>	<b>1305</b>	<b>22.9</b>	<b>48</b>	<b>0</b>

**Sacks:** Mamula 8.5, Jefferson 4.0, Reese 3.0, T.Williams 3.0, W.Thomas 2.5, Trotter 2.5, H.Douglas 2.0, S.Martin 2.0, Dawkins 1.5, Caldwell 1.0, Cook 1.0, B.Johnson 1.0, H.Thomas 1.0, Vincent 1.0, Whiting 1.0, **Team 37.0, Opponents 49.0**

USUAL STARTERS			
WR	Torrance Small	LDE	Greg Jefferson
LT	Tra Thomas	LDT	Hollis Thomas
LG	Doug Brzezinski	RDT	Steve Martin
C	Steve Everitt	RDE	Mike Mamula
RG	Jeff Dellenbach	LLB	James Darling
RT	Lonnie Palelei	MLB	Jeremiah Trotter
TE	Jed Weaver	RLB	William Thomas
WR	Charles Johnson	LCB	Troy Vincent
QB	Doug Pederson (9)	RCB	Bobby Taylor
	Donovan McNabb (6)	SS	Tim Hauck
RB	Duce Staley	FS	Brian Dawkins
FB	Kevin Turner (7)		
	Cecil Martin (5)		

# 2000 EAGLES STATISTICS



**Record: 11-5, 2nd in NFC East**  
**Head Coach: Andy Reid**

S-03	W	41-14	at Dallas	62,872
S-10	L	18-33	NY Giants	65,530
S-17	L	3-6	at Green Bay	59,869
S-24	W	21-7	at New Orleans	64,900
O-01	W	38-10	Atlanta	65,424
O-08	L	14-17	Washington	65,491
O-15	W	33-14	at Arizona	38,293
O-22	W	13-9	Chicago	65,553
O-29	L	7-24	at NY Giants	78,087
N-05	W	16-13	Dallas (OT)	65,636
N-12	W	26-23	at Pittsburgh (OT)	56,702
N-19	W	34-9	Arizona	65,356
N-26	W	23-20	at Washington	83,284
D-03	L	13-15	Tennessee	65,639
D-10	W	35-24	at Cleveland	72,318
D-24	W	16-7	Cincinnati	64,902
<b>NFC WILD CARD</b>				
D-31	W	21-3	Tampa Bay	65,813
<b>NFC DIVISIONAL PLAYOFF</b>				
J-07	L	10-20	at NY Giants	78,765

**TEAM STATS**

	EAGLES	OPP
<b>Total First Downs</b>	<b>295</b>	<b>295</b>
Rushing	88	105
Passing	182	159
Penalty	25	31
<b>3rd Down: Made/Att</b>	<b>90/224</b>	<b>72/221</b>
3rd Down Pct.	40.2	32.6
<b>4th Down: Made/Att</b>	<b>7/11</b>	<b>14/24</b>
4th Down Pct.	63.6	58.3
<b>Possession Avg.</b>	<b>29:01</b>	<b>30:59</b>
<b>Total Net Yards</b>	<b>5006</b>	<b>4820</b>
Avg. Per Game	312.9	301.3
Total Plays	1017	1055
Avg. Per Play	4.9	4.6
<b>Net Yards Rushing</b>	<b>1882</b>	<b>1830</b>
Avg. Per Game	117.6	114.4
Total Rushes	397	453
<b>Net Yards Passing</b>	<b>3124</b>	<b>2990</b>
Avg. Per Game	195.3	186.9
Sacked/Yards Lost	45/262	50/291
Gross Yards	3386	3281
Att./Completions	575/331	552/314
Completion Pct.	57.6	56.9
Had Intercepted	15	19
<b>Punts/Average</b>	<b>86/42.3</b>	<b>87/40.4</b>
<b>Net Punting Avg.</b>	<b>86/36.0</b>	<b>87/35.0</b>
<b>Penalties/Yards</b>	<b>113/980</b>	<b>111/936</b>
<b>Fumbles/Ball Lost</b>	<b>22/14</b>	<b>27/12</b>
<b>Touchdowns</b>	<b>38</b>	<b>23</b>
Rushing	13	10
Passing	21	11
Returns	4	2

**Score By Periods**

	Q1	Q2	Q3	Q4	OT	Pts
Eagles	57	97	71	120	6	351
Opponents	34	70	40	101	0	245

Rushing	No.	Yds	Avg	Lg	TD
McNabb	86	629	7.3	54	6
Staley	79	344	4.4	60	1
Autry	112	334	3.0	15	3
Warren LG	74	296	4.0	32t	2
Warren TM	15	42	2.8	11	0
Pritchett	58	225	3.9	16	1
Mitchell	25	187	7.5	85t	2
Martin	13	77	5.9	23	0
C. Johnson	5	18	3.6	15	0
Akers	1	15	15.0	15	0
Detmer	1	8	8.0	8	0
Lee	1	2	2.0	2	0
Small	1	1	1.0	1	0

<b>Eagles</b>	<b>397</b>	<b>1882</b>	<b>4.7</b>	<b>85t</b>	<b>13</b>
<b>Opponents</b>	<b>453</b>	<b>1830</b>	<b>4.0</b>	<b>37</b>	<b>10</b>

Receiving	No.	Yds	Avg	Lg	TD
Lewis	69	735	10.7	52	3
C. Johnson	56	642	11.5	59	7
Small	40	569	14.2	70t	3
Warren LG	32	303	9.5	76t	1
Warren TM	1	1	1.0	1	0
Martin	31	219	7.1	26	0
Staley	25	201	8.0	26	0
Pritchett	25	193	7.7	17	0
Autry	24	275	11.5	37	1
Mitchell	13	89	6.8	21	1
Broughton	12	104	8.7	21	0
Pinkston	10	181	18.1	45	0
Thomason	10	46	4.6	11	5
Brown	9	80	8.9	18	1
McNabb	2	5	2.5	3	0
Lee	1	20	20.0	20	0
D. Douglas	1	9	9.0	9	0
Miller	1	9	9.0	9	0
Van Dyke	1	8	8.0	8	0
<b>Eagles</b>	<b>331</b>	<b>3386</b>	<b>10.2</b>	<b>70t</b>	<b>21</b>
<b>Opponents</b>	<b>314</b>	<b>3281</b>	<b>10.4</b>	<b>70t</b>	<b>11</b>

INTs	No.	Yds	Avg	Lg	TD
Vincent	5	34	6.8	17	0
Dawkins	4	62	15.5	32	0
Taylor	3	64	21.3	38	0
Moore	2	24	12.0	20	0
Emmons	2	8	4.0	8	0
Trotter	1	27	27.0	27t	1
Caldwell	1	25	25.0	25t	1
H. Douglas	1	0	0.0	0	0
Harris	0	1	--	1	0
<b>Eagles</b>	<b>19</b>	<b>255</b>	<b>13.4</b>	<b>38</b>	<b>2</b>
<b>Opponents</b>	<b>15</b>	<b>146</b>	<b>9.7</b>	<b>33</b>	<b>0</b>

Punting	No	Yds	Avg	Net	TB	Lg	B
Landeta	86	3635	42.3	36.0	8	60	0
<b>Eagles</b>	<b>86</b>	<b>3635</b>	<b>42.3</b>	<b>36.0</b>	<b>8</b>	<b>60</b>	<b>0</b>
<b>Opponents</b>	<b>87</b>	<b>3516</b>	<b>40.4</b>	<b>35.0</b>	<b>7</b>	<b>52</b>	<b>0</b>

Punt Returns	Ret	FC	Yds	Avg	Lg	TD
Mitchell	32	33	335	10.5	72t	1
Bostic	1	0	0	0.0	0	0
<b>Eagles</b>	<b>33</b>	<b>33</b>	<b>335</b>	<b>10.2</b>	<b>72t</b>	<b>1</b>
<b>Opponents</b>	<b>47</b>	<b>18</b>	<b>375</b>	<b>8.0</b>	<b>70t</b>	<b>1</b>

Passing	Att	Cmp	Yds	Cmp%	Yds/Att	TD	TD%	Int	Int%	Lg	Sk/Lost	Rat
McNabb	569	330	3365	58.0	5.91	21	3.7	13	2.3	70t	45/262	77.8
Mitchell	4	1	21	25.0	5.25	0	0.0	0	0.0	21	0/0	49.0
Detmer	1	0	0	0.0	0.00	0	0.0	1	100.0	--	0/0	0.0
Small	1	0	0	0.0	0.00	0	0.0	1	100.0	--	0/0	0.0
<b>Eagles</b>	<b>575</b>	<b>331</b>	<b>3386</b>	<b>57.6</b>	<b>5.89</b>	<b>21</b>	<b>3.7</b>	<b>15</b>	<b>2.6</b>	<b>70t</b>	<b>45/262</b>	<b>75.9</b>
<b>Opponents</b>	<b>552</b>	<b>314</b>	<b>3281</b>	<b>56.9</b>	<b>5.94</b>	<b>11</b>	<b>2.0</b>	<b>19</b>	<b>3.4</b>	<b>70t</b>	<b>50/291</b>	<b>66.6</b>

**Pro Bowl Selections:** DE Hugh Douglas, TE Chad Lewis, QB Donovan McNabb, LB Jeremiah Trotter, CB Troy Vincent

Scoring	TD	Ru	Pa	Rt	PAT	FG	2Pt	Pts
Akers	0	0	0	0	34/36	29/33	0	121
C. Johnson	7	0	7	0			0	42
McNabb	6	6	0	0			0	36
Mitchell	5	2	1	2			0	30
Thomason	5	0	5	0			0	30
Autry	4	3	1	0			0	24
Small	3	0	3	0			1	20
Lewis	3	0	3	0			0	18
Warren LG	3	2	1	0			0	18
Brown	1	0	1	0			0	6
Caldwell	1	0	0	1			0	6
Pritchett	1	1	0	0			0	6
Staley	1	1	0	0			0	6
Trotter	1	0	0	1			0	6
<b>Eagles</b>	<b>38</b>	<b>13</b>	<b>21</b>	<b>4</b>	<b>34/36</b>	<b>29/33</b>	<b>1</b>	<b>351</b>
<b>Opponents</b>	<b>23</b>	<b>10</b>	<b>11</b>	<b>2</b>	<b>21/21</b>	<b>28/33</b>	<b>1</b>	<b>245</b>

**2-Pt. Conversions:** Eagles 1-2, Opponents 1-2

Field Goals	1-19	20-29	30-39	40-49	50+
Akers	1/1	6/6	14/15	7/10	1/1
<b>Eagles</b>	<b>1/1</b>	<b>6/6</b>	<b>14/15</b>	<b>7/10</b>	<b>1/1</b>
<b>Opponents</b>	<b>0/0</b>	<b>9/9</b>	<b>9/11</b>	<b>8/11</b>	<b>2/2</b>

**Akers:** [33G,37G] [33G,29G] [43G] [ ] [39G,38G,19G] [ ] [31G,29G] [51G,29G] [48N] [40N,34G,34G,32G] [26G,45G,38N,42G,42G] [38G,46G] [27G,33G,30G] [23G,40G] [ ] [32G,45G,41N,33G]  
**Opponents:** [34G,38G] [32G,36G,44G,23G] [40N,37G,38G] [ ] [48G] [33N,42N,24G] [ ] [25G,33G,40G] [31G] [48G,27G] [38G,52G,40G] [42G] [26G,20G,44N] [26G,42G,22G,44G,50G] [29G] [31N]

Kickoff Returns	No.	Yds	Avg	Lg	TD
Mitchell	47	1124	23.9	89t	1
D. Douglas	2	50	25.0	41	0
Broughton	1	20	20.0	20	0
Whiting	1	18	18.0	18	0
Pritchett	1	15	15.0	15	0
Thomason	1	10	10.0	10	0
Dawkins	1	2	2.0	2	0
<b>Eagles</b>	<b>54</b>	<b>1239</b>	<b>22.9</b>	<b>89t</b>	<b>1</b>
<b>Opponents</b>	<b>72</b>	<b>1519</b>	<b>21.1</b>	<b>47</b>	<b>0</b>

**Leading Tacklers:** Trotter 171, Emmons 116, Gardner 95, Moore 94, Dawkins 94, Vincent 92, H. Thomas 81, Simon 74, Caldwell 63, H. Douglas 60, Whiting 60

**Sacks:** H. Douglas 15.0, Simon 9.5, Mamula 5.5, H. Thomas 4.0, Grasmanis 3.5, Whiting 3.5, Trotter 3.0, Dawkins 2.0, Gardner 1.0, Vincent 1.0, Darling 0.5, Emmons 0.5, **Eagles 50.0, Opponents 45.0**

USUAL STARTERS			
WR	Torrance Small	LDE	Brandon Whiting
LT	Tra Thomas	LDT	Corey Simon
LG	John Welbourn	RDT	Hollis Thomas
C	Bubba Miller	RDE	Hugh Douglas
RG	Jermane Mayberry	WILL	Barry Gardner
RT	Jon Runyan	MLB	Jeremiah Trotter
TE	Chad Lewis	SAM	Carlos Emmons
WR	Charles Johnson	LCB	Troy Vincent
QB	Donovan McNabb	RCB	Bobby Taylor
RB	Darnell Autry (7)	SS	Damon Moore
	Duce Staley (5)	FS	Brian Dawkins
FB	Cecil Martin		

# 2001 EAGLES STATISTICS



Record: 11-5, 1st in NFC East					
Head Coach: Andy Reid					
S-09	L	17-20	St. Louis (OT)	66,243	
S-23	W	27-3	at Seattle	62,826	
S-30	W	40-18	Dallas	66,621	
O-07	L	20-21	Arizona	66,360	
O-22	W	10-9	at NY Giants	78,821	
O-28	L	10-20	Oakland	65,342	
N-04	W	21-7	at Arizona	33,430	
N-11	W	48-17	Minnesota	65,638	
N-18	W	36-3	at Dallas	63,204	
N-25	L	3-13	Washington	65,666	
N-29	W	23-10	at Kansas City	77,087	
D-09	W	24-14	San Diego	65,438	
D-16	W	20-6	at Washington	84,936	
D-22	L	3-13	at San Francisco	68,124	
D-30	W	24-21	NY Giants	65,885	
J-06	W	17-13	at Tampa Bay	65,541	
NFC WILD CARD					
J-12	W	31-9	Tampa Bay	65,847	
NFC DIVISIONAL PLAYOFF					
J-19	W	33-19	at Chicago	66,944	
NFC CHAMPIONSHIP					
J-27	L	24-29	at St. Louis	66,502	

Rushing	No.	Yds	Avg	Lg	TD
Staley	166	604	3.6	44t	2
Buckhalter	129	586	4.5	48	2
McNabb	82	482	5.9	33	2
Thrash	6	57	9.5	24	0
Martin	9	27	3.0	8	0
B.Mitchell	7	9	1.3	11	0
Detmer	8	6	0.8	14	0
Smart	2	6	3.0	6	0
Pinkston	1	5	5.0	5	0
F.Mitchell	2	-4	-2.0	12	0
<b>Eagles</b>	<b>412</b>	<b>1778</b>	<b>4.3</b>	<b>48</b>	<b>6</b>
<b>Opponents</b>	<b>455</b>	<b>1837</b>	<b>4.0</b>	<b>80</b>	<b>6</b>

Receiving	No.	Yds	Avg	Lg	TD
Thrash	63	833	13.2	64t	8
Staley	63	626	9.9	46t	2
Pinkston	42	586	14.0	62t	4
Lewis	41	422	10.3	33	6
Martin	24	124	5.2	17	2
F. Mitchell	21	283	13.5	29	1
Buckhalter	13	130	10.0	26	0
Brown	7	95	13.6	18	0
B.Mitchell	6	122	20.3	56	0
D.Douglas	5	77	15.4	27	2
Stewart	5	52	10.4	15	1
Thomason	5	33	6.6	11	0
Scott	2	26	13.0	18	0
Reader	2	14	7.0	11	0
Bartrum	1	4	4.0	4t	1
<b>Eagles</b>	<b>300</b>	<b>3427</b>	<b>11.4</b>	<b>64t</b>	<b>27</b>
<b>Opponents</b>	<b>288</b>	<b>3147</b>	<b>10.9</b>	<b>76</b>	<b>13</b>

INTs	No.	Yds	Avg	Lg	TD
Vincent	3	0	0.0	0	0
Trotter	2	64	32.0	50t	1
Harris	2	22	11.0	14	0
Dawkins	2	15	7.5	15	0
Moore	2	2	1.0	2	0
Hampton	1	38	38.0	38t	1
Cook	1	11	11.0	11	0
Taylor	1	5	5.0	5	0
<b>Eagles</b>	<b>14</b>	<b>152</b>	<b>10.9</b>	<b>50t</b>	<b>2</b>
<b>Opponents</b>	<b>14</b>	<b>99</b>	<b>7.1</b>	<b>25</b>	<b>0</b>

Punting	No.	Yds	Avg	Net	TB	Lg	B
Landeta	97	4221	43.5	36.4	10	64	0
<b>Eagles</b>	<b>97</b>	<b>4221</b>	<b>43.5</b>	<b>36.4</b>	<b>10</b>	<b>64</b>	<b>0</b>
<b>Opponents</b>	<b>104</b>	<b>4225</b>	<b>40.6</b>	<b>34.6</b>	<b>6</b>	<b>61</b>	<b>0</b>

Punt Returns	Ret	FC	Yds	Avg	Lg	TD
B.Mitchell	39	22	467	12.0	54	0
Brown	5	0	30	6.0	11	0
Cook	0	0	11	--	11	0
<b>Eagles</b>	<b>44</b>	<b>22</b>	<b>508</b>	<b>11.5</b>	<b>54</b>	<b>0</b>
<b>Opponents</b>	<b>56</b>	<b>16</b>	<b>488</b>	<b>8.7</b>	<b>30</b>	<b>0</b>

Kickoff Returns	No.	Yds	Avg	Lg	TD
B. Mitchell	41	1025	25.0	94t	1
Thrash	5	101	20.2	34	0
D.Douglas	2	32	16.0	18	0
Buckhalter	1	28	28.0	28	0
Lewis	0	-10	-10.0	-10	0
Reese	0	-11	-11.0	-11	0
<b>Eagles</b>	<b>49</b>	<b>1165</b>	<b>23.8</b>	<b>94t</b>	<b>1</b>
<b>Opponents</b>	<b>67</b>	<b>1430</b>	<b>21.3</b>	<b>59</b>	<b>0</b>

Score By Periods	Q1	Q2	Q3	Q4	OT	Pts
Eagles	58	144	40	101	0	343
Opponents	50	72	30	53	3	208

Scoring	TD	Ru	Pa	Rt	PAT	FG	2Pt	Pts
Akers	0	0	0	0	37/38	26/31	0	115
Thrash	8	0	8	0			0	48
Lewis	6	0	6	0			0	36
Pinkston	4	0	4	0			0	24
Staley	4	2	2	0			0	24
Buckhalter	2	2	0	0			0	12
D. Douglas	2	0	2	0			0	12
Martin	2	0	2	0			0	12
McNabb	2	2	0	0			0	12
Bartrum	1	0	1	0			0	6
Dawkins	1	0	0	1			0	6
Hampton	1	0	0	1			0	6
B.Mitchell	1	0	0	1			0	6
F.Mitchell	1	0	1	0			0	6
Moore	1	0	0	1			0	6
Stewart	1	0	1	0			0	6
Trotter	1	0	0	1			0	6
<b>Eagles</b>	<b>38</b>	<b>6</b>	<b>27</b>	<b>5</b>	<b>37/38</b>	<b>26/31</b>	<b>0</b>	<b>343</b>
<b>Opponents</b>	<b>20</b>	<b>6</b>	<b>13</b>	<b>1</b>	<b>17/17</b>	<b>23/32</b>	<b>1</b>	<b>208</b>

2-Pt. Conversions: Eagles 0-0, Opponents 1-3

Field Goals	1-19	20-29	30-39	40-49	50+
Akers	1/1	9/9	7/8	7/10	2/3
<b>Eagles</b>	<b>1/1</b>	<b>9/9</b>	<b>7/8</b>	<b>7/10</b>	<b>2/3</b>
<b>Opponents</b>	<b>0/0</b>	<b>10/10</b>	<b>5/10</b>	<b>8/12</b>	<b>0/0</b>

Akers: (50G) (48G,49N,21G) (40G,19G) (42G,28G) (44N,25G) (34G) (1) (36G,21G) (24G,46G,26G,28G,30G) (49G) (24G,33G,38G) (37G)(40G,50G) (20G) (43N,35G) (34N,47G,50N)

Opponents: (20G,26G) (41G) (41G,43G) (30N) (24G,21G,24G,49N) (42G,32G) (1) (43G) (47N,41N,30G) (37N, 43G, 32G) (29G) (34N,37N) (39N,47G,25G,48N) (21G, 32G) (25G,32G) (42G,23G)

Sacks: H. Douglas 9.5, Simon 7.5, Burgess 6.0, Trotter 3.5, Caldwell 3.0, Kalu 3.0, Whiting 2.5, Grasmanis 2.0, Dawkins 1.5, Vincent 1.5, Cook 1.0, Emmons 1.0, Moore 1.0, Taylor 1.0, Da. Walker 1.0, **Eagles 45.0, Opponents 40.0**

Leading Tacklers: Trotter 164, Caldwell 140, Emmons 110, Dawkins 106, Moore 105, Vincent 79, H.Thomas 70, Simon 53, H.Douglas 53, Burgess 51

Pro Bowl Selections: K David Akers, FS Brian Dawkins, DE Hugh Douglas, TE Chad Lewis, QB Donovan McNabb, T Tra Thomas, LB Jeremiah Trotter, CB Troy Vincent

USUAL STARTERS			
WR	Todd Pinkston	LDE	Brandon Whiting
LT	Tra Thomas	LDT	Corey Simon
LG	John Welbourn	RDT	Hollis Thomas
C	Hank Fraley	RDE	Hugh Douglas
RG	Jermame Mayberry	WILL	Mike Caldwell
RT	Jon Runyan	MLB	Jeremiah Trotter
TE	Chad Lewis	SAM	Carlos Emmons
WR	James Thrash	LCB	Troy Vincent
QB	Donovan McNabb	RCB	Bobby Taylor
RB	D. Staley (10)	SS	Damon Moore
	C. Buckhalter (5)	FS	Brian Dawkins
FB	Cecil Martin		

TEAM STATS	EAGLES	OPP
<b>Total First Downs</b>	<b>256</b>	<b>262</b>
Rushing	90	88
Passing	146	150
Penalty	20	24
<b>3rd Down: Made/Att</b>	<b>68/220</b>	<b>71/232</b>
3rd Down Pct.	30.9	30.6
<b>4th Down: Made/Att</b>	<b>9/13</b>	<b>7/13</b>
4th Down Pct.	69.2	53.8
<b>Possession Avg.</b>	<b>28:39</b>	<b>31:21</b>
<b>Total Net Yards</b>	<b>4923</b>	<b>4701</b>
Avg. Per Game	307.7	293.8
Total Plays	974	1017
Avg. Per Play	5.1	4.6
<b>Net Yards Rushing</b>	<b>1778</b>	<b>1837</b>
Avg. Per Game	111.1	114.8
Total Rushes	412	455
<b>Net Yards Passing</b>	<b>3145</b>	<b>2864</b>
Avg. Per Game	196.6	179.0
Sacked/Yards Lost	40/282	45/283
Gross Yards	3427	3147
Att./Completions	522/300	517/288
Completion Pct.	57.5	55.7
Had Intercepted	14	14
<b>Punts/Average</b>	<b>97/43.5</b>	<b>104/40.6</b>
<b>Net Punting/ Avg.</b>	<b>97/36.4</b>	<b>104/34.6</b>
<b>Penalties/Yards</b>	<b>100/768</b>	<b>85/741</b>
<b>Fumbles/Ball Lost</b>	<b>20/10</b>	<b>39/19</b>
<b>Touchdowns</b>	<b>38</b>	<b>20</b>
Rushing	6	6
Passing	27	13
Returns	5	1

Passing	Att	Cmp	Yds	Cmp%	Yds/Att	TD	TD%	Int	Int%	Lg	Sk/Lost	Rat
McNabb	493	285	3233	57.8	6.56	25	5.1	12	2.4	64t	39/ 273	84.3
Detmer	14	5	51	35.7	3.64	0	0.0	1	7.1	16	1/ 9	17.3
Feeley	14	10	143	71.4	10.21	2	14.3	1	7.1	27	0/ 0	114.0
F.Mitchell	1	0	0	0.0	0.00	0	0.0	0	0.0	0	0/ 0	39.6
<b>Eagles</b>	<b>522</b>	<b>300</b>	<b>3427</b>	<b>57.5</b>	<b>6.57</b>	<b>27</b>	<b>5.2</b>	<b>14</b>	<b>2.7</b>	<b>64t</b>	<b>40/ 282</b>	<b>83.4</b>
<b>Opponents</b>	<b>517</b>	<b>288</b>	<b>3147</b>	<b>55.7</b>	<b>6.09</b>	<b>13</b>	<b>2.5</b>	<b>14</b>	<b>2.7</b>	<b>76</b>	<b>45/ 283</b>	<b>71.0</b>

# 2002 EAGLES STATISTICS



Record: 12-4, 1st in NFC East					
Head Coach: Andy Reid					
S-08	L	24-27	at Tennessee	68,804	
S-16	W	37-7	at Washington	84,982	
S-22	W	44-13	Dallas	65,537	
S-29	W	35-17	Houston	64,867	
O-06	L	25-28	at Jacksonville	65,005	
O-20	W	20-10	Tampa Bay	65,523	
O-28	W	17-3	NY Giants	65,791	
N-03	W	19-13	at Chicago	54,049	
N-10	L	13-35	Indianapolis	65,660	
N-17	W	38-14	Arizona	64,990	
N-25	W	38-17	at San Francisco	67,919	
D-01	W	10-3	St. Louis	65,552	
D-08	W	27-20	at Seattle	59,862	
D-15	W	34-21	Washington	65,615	
D-21	W	27-3	at Dallas	63,209	
D-28	L	7-10	at NY Giants (OT)	78,782	
<b>NFC DIVISIONAL PLAYOFF</b>					
J-11	W	20-6	Atlanta	66,452	
<b>NFC CHAMPIONSHIP</b>					
J-19	L	10-27	Tampa Bay	66,713	

TEAM STATS	EAGLES	OPP
<b>Total First Downs</b>	<b>311</b>	<b>272</b>
Rushing	124	83
Passing	164	160
Penalty	23	29
<b>3rd Down: Made/Att</b>	<b>90/231</b>	<b>66/213</b>
3rd Down Pct.	39.0	31.0
<b>4th Down: Made/Att</b>	<b>8/16</b>	<b>9/23</b>
4th Down Pct.	50.0	39.1
<b>Possession Avg.</b>	<b>31:10</b>	<b>28:50</b>
<b>Total Net Yards</b>	<b>5604</b>	<b>4754</b>
Avg. Per Game	350.3	297.1
Total Plays	1073	1009
Avg. Per Play	5.2	4.7
<b>Net Yards Rushing</b>	<b>2220</b>	<b>1660</b>
Avg. Per Game	138.8	103.8
Total Rushes	489	390
<b>Net Yards Passing</b>	<b>3384</b>	<b>3094</b>
Avg. Per Game	211.5	193.4
Sacked/Yards Lost	36/222	56/348
Gross Yards	3606	3442
Att./Completions	548/318	563/333
Completion Pct.	58.0	59.1
Had Intercepted	11	15
<b>Punts/Average</b>	<b>79/40.5</b>	<b>90/41.0</b>
<b>Net Punting Avg.</b>	<b>79/32.6</b>	<b>90/33.1</b>
<b>Penalties/Yards</b>	<b>111/897</b>	<b>112/969</b>
<b>Fumbles/Ball Lost</b>	<b>28/13</b>	<b>45/23</b>
<b>Touchdowns</b>	<b>46</b>	<b>27</b>
Rushing	15	5
Passing	27	18
Returns	4	4

**Pro Bowl Selections:** K David Akers, FS Brian Dawkins, DE Hugh Douglas, TE Chad Lewis, G Jermaine Mayberry, QB Donovan McNabb, T Jon Runyan, CB Bobby Taylor, T Tra Thomas, CB Troy Vincent

Rushing	No.	Yds	Avg	Lg	TD							
Staley	269	1029	3.8	57	5							
McNabb	63	460	7.3	40t	6							
Levens	75	411	5.5	47t	1							
Westbrook	46	193	4.2	18	0							
Thrash	18	126	7.0	32	2							
Akers	1	10	10.0	10	0							
Feeley	12	6	0.5	6	0							
Detmer	2	4	2.0	3	1							
Landeta	1	0	0.0	0	0							
Martin	1	-4	-4.0	-4	0							
Pinkston	1	-15	-15.0	-15	0							
<b>Eagles</b>	<b>489</b>	<b>2220</b>	<b>4.5</b>	<b>57</b>	<b>15</b>							
<b>Opponents</b>	<b>390</b>	<b>1660</b>	<b>4.3</b>	<b>58</b>	<b>5</b>							
Receiving	No.	Yds	Avg	Lg	TD							
Pinkston	60	798	13.3	42t	7							
Thrash	52	635	12.2	39t	6							
Staley	51	541	10.6	45	3							
Freeman	46	600	13.0	59t	4							
C.Lewis	42	398	9.5	30	3							
Levens	19	124	6.5	24	1							
Martin	15	126	8.4	53	0							
F.Mitchell	12	105	8.8	18	0							
Thomason	10	128	12.8	24	2							
Westbrook	9	86	9.6	20	0							
Dawkins	1	57	57.0	57t	1							
Bartrum	1	8	8.0	8	0							
<b>Eagles</b>	<b>318</b>	<b>3606</b>	<b>11.3</b>	<b>59t</b>	<b>27</b>							
<b>Opponents</b>	<b>333</b>	<b>3442</b>	<b>10.3</b>	<b>57t</b>	<b>18</b>							
INTs	No.	Yds	Avg	Lg	TD							
Taylor	5	43	8.6	23t	1							
Barber	2	81	40.5	80t	1							
Brown	2	41	20.5	29	0							
Dawkins	2	27	13.5	27	0							
Vincent	2	1	0.5	1	0							
Harris	1	0	0.0	0	0							
M.Lewis	1	0	0.0	0	0							
<b>Eagles</b>	<b>15</b>	<b>193</b>	<b>12.9</b>	<b>80t</b>	<b>2</b>							
<b>Opponents</b>	<b>11</b>	<b>86</b>	<b>7.8</b>	<b>35</b>	<b>0</b>							
Punting	No.	Yds	Avg	Net	TB	Lg	B					
Baker LG	55	2133	38.8	31.5	4	51	0					
Baker TM	13	445	34.2	29.8	1	44	0					
Landeta	52	2229	42.9	34.6	7	63	0					
Johnson	14	523	37.4	27.7	2	53	0					
<b>Eagles</b>	<b>79</b>	<b>3197</b>	<b>40.5</b>	<b>32.6</b>	<b>10</b>	<b>63</b>	<b>0</b>					
<b>Opponents</b>	<b>90</b>	<b>3690</b>	<b>41.0</b>	<b>33.1</b>	<b>7</b>	<b>74</b>	<b>0</b>					
Punt Returns	Ret	FC	Yds	Avg	Lg	TD						
B.Mitchell	46	11	567	12.3	76t	1						
Taylor	1	0	0	0.0	0	0						
<b>Eagles</b>	<b>47</b>	<b>11</b>	<b>567</b>	<b>12.1</b>	<b>76t</b>	<b>1</b>						
<b>Opponents</b>	<b>30</b>	<b>20</b>	<b>420</b>	<b>14.0</b>	<b>90t</b>	<b>2</b>						
Kickoff Returns	No.	Yds	Avg	Lg	TD							
B.Mitchell	43	1162	27.0	57	0							
D.Douglas	4	77	19.3	23	0							
Slechta	2	22	11.0	12	0							
Levens	1	24	24.0	24	0							
Thomason	1	12	12.0	12	0							
Kalu	1	0	0.0	0	0							
<b>Eagles</b>	<b>52</b>	<b>1297</b>	<b>24.9</b>	<b>57</b>	<b>0</b>							
<b>Opponents</b>	<b>76</b>	<b>1637</b>	<b>21.5</b>	<b>100t</b>	<b>1</b>							
Passing	Att	Cmp	Yds	Cmp%	Yds/Att	TD	TD%	Int	Int%	Lg	Sk/Lost	Rat
McNabb	361	211	2289	58.4	6.34	17	4.7	6	1.7	59t	28/166	86.0
Feeley	154	86	1011	55.8	6.56	6	3.9	5	3.2	53	7/48	75.4
Detmer	28	19	224	67.9	8.00	2	7.1	0	0.0	37	1/8	115.8
B.Mitchell	1	1	57	100.0	57.00	1	100.0	0	0.0	57t	0/0	158.3
Westbrook	1	1	25	100.0	25.00	1	100.0	0	0.0	25t	0/0	158.3
Levens	2	0	0	0.0	0.00	0	0.0	0	0.0	--	0/0	39.6
F.Mitchell	1	0	0	0.0	0.00	0	0.0	0	0.0	--	0/0	39.6
<b>Eagles</b>	<b>548</b>	<b>318</b>	<b>3606</b>	<b>58.0</b>	<b>6.58</b>	<b>27</b>	<b>4.9</b>	<b>11</b>	<b>2.0</b>	<b>59t</b>	<b>36/222</b>	<b>85.9</b>
<b>Opponents</b>	<b>563</b>	<b>333</b>	<b>3442</b>	<b>59.1</b>	<b>6.11</b>	<b>18</b>	<b>3.2</b>	<b>15</b>	<b>2.7</b>	<b>57t</b>	<b>56/348</b>	<b>76.4</b>

Score By Periods	Q1	Q2	Q3	Q4	OT	Pts		
Eagles	85	161	79	90	0	415		
Opponents	61	61	50	66	3	241		
Scoring	TD	Ru	Pa	Rt	PAT	FG	2Pt	Pts
Akers	0	0	0	0	43/43	30/34	0	133
Staley	8	5	3	0			1	50
Thrash	8	2	6	0			0	48
Pinkston	7	0	7	0			0	42
McNabb	6	6	0	0			0	36
Freeman	4	0	4	0			0	24
C.Lewis	3	0	3	0			2	22
Levens	2	1	1	0			0	12
Thomason	2	0	2	0			0	12
Barber	1	0	0	1			0	6
Dawkins	1	0	1	0			0	6
Detmer	1	1	0	0			0	6
Emmons	1	0	0	1			0	6
B.Mitchell	1	0	0	1			0	6
Taylor	1	0	0	1			0	6
<b>Eagles</b>	<b>46</b>	<b>15</b>	<b>27</b>	<b>4</b>	<b>43/43</b>	<b>30/34</b>	<b>3</b>	<b>415</b>
<b>Opponents</b>	<b>27</b>	<b>5</b>	<b>18</b>	<b>4</b>	<b>24/24</b>	<b>17/21</b>	<b>2</b>	<b>241</b>

**2-Pt. Conversions:** Eagles 3-3, Opponents 2-3

Field Goals	1-19	20-29	30-39	40-49	50+
Akers	0/0	9/9	14/16	6/7	1/2
<b>Eagles</b>	<b>0/0</b>	<b>9/9</b>	<b>14/16</b>	<b>6/7</b>	<b>1/2</b>
<b>Opponents</b>	<b>0/0</b>	<b>2/3</b>	<b>8/9</b>	<b>6/7</b>	<b>1/2</b>

**Akers:** (30G) [22G,40G,47G] [51G,20G,32G] [25G, 41G] [31G] [30G,36G] [50N,27G,36G,35G] [23G,36G, 27G,22G] [34G,20G] [34G] [48N,43G] [31G] [33G,40G, 39N] [28G,45G] [32G,39G] [35N]

**Opponents:** (33G,47G) ( ) [47G,33G] [48G] [34G,31G] [48G,29N] [26G] [30G,53G] [48N] ( ) [35G] [55N,22G] [34G,43G] ( ) [42G] [36N,39G]

**Sacks:** H.Douglas 12.5, Kalu 8.0, Walker 7.5, Whiting 6.0, Grasmanis 4.0, Emmons 3.5, Dawkins 3.0, Bishop 2.0, Simon 2.0, Reese 1.5, Barber 1.0, Brown 1.0, Cook 1.0, Gardner 1.0, M.Lewis 1.0, Team 1.0,

**Eagles 56.0, Opponents 36.0**

**Leading Tacklers:** Dawkins 131, Barber 119, Kirkland 105, Emmons 92, Reese 73, Vincent 67, Bishop 63, H. Douglas 55, Taylor 49, Walker 49

USUAL STARTERS			
WR	Todd Pinkston	LDE	Brandon Whiting
LT	Tra Thomas	LDT	Corey Simon
LG	John Welbourn	RDT	Darwin Walker
C	Hank Fraley	RDE	Hugh Douglas
RG	Jermaine Mayberry	WILL	Shawn Barber
RT	Jon Runyan	MLB	Levon Kirkland
TE	Chad Lewis	SAM	Carlos Emmons
WR	James Thrash	LCB	Troy Vincent
QB	Donovan McNabb (10)	RCB	Bobby Taylor
	A.J. Feeley (5)	SS	Blaine Bishop
RB	Duce Staley	FS	Brian Dawkins
FB	Cecil Martin		

# 2003 EAGLES STATISTICS



**Record: 12-4, 1st in NFC East**  
**Head Coach: Andy Reid**

S-08	L	0-17	Tampa Bay	67,772
S-14	L	10-31	New England	67,624
S-28	W	23-13	at Buffalo	73,305
O-05	W	27-25	Washington	67,792
O-12	L	21-23	at Dallas	63,648
O-19	W	14-10	at NY Giants	78,883
O-26	W	24-17	NY Jets	67,853
N-02	W	23-16	at Atlanta	70,064
N-10	W	17-14	at Green Bay	70,291
N-16	W	28-10	New York Giants	67,867
N-23	W	33-20	New Orleans	67,802
N-30	W	25-16	at Carolina	72,977
D-07	W	36-10	Dallas	69,773
D-15	W	34-27	at Miami	73,780
D-21	L	28-31	San Francisco (OT)	67,866
D-27	W	31-7	at Washington	76,766

**NFC DIVISIONAL PLAYOFF**  
 J-11 W 20-17 Green Bay (OT) 67,707

**NFC CHAMPIONSHIP**  
 J-18 L 3-14 Carolina 67,862

Rushing	No.	Yds	Avg	Lg	TD
Westbrook	117	613	5.2	62t	7
Buckhalter	126	542	4.3	64t	8
Staley	96	463	4.8	22	5
McNabb	71	355	5.0	34	3
Thrash	5	52	10.4	47	0
Ritchie	1	1	1.0	1	0
Pinkston	1	-11	-11.0	-11	0
<b>Eagles</b>	<b>417</b>	<b>2015</b>	<b>4.8</b>	<b>64t</b>	<b>23</b>
<b>Opponents</b>	<b>461</b>	<b>2071</b>	<b>4.5</b>	<b>76t</b>	<b>13</b>

Receiving	No.	Yds	Avg	Lg	TD
Thrash	49	558	11.4	51	1
Westbrook	37	332	9.0	38	4
Pinkston	36	575	16.0	59	2
Staley	36	382	10.6	52t	2
Mitchell	35	498	14.2	39	2
Smith	27	321	11.9	36	1
C.Lewis	23	293	12.7	29	1
Ritchie	17	86	5.1	12	3
Buckhalter	10	133	13.3	27	1
G.Lewis	6	95	15.8	25	0
Mahe	1	5	5.0	5	0
McMullen	1	2	2.0	2	0
McNabb	1	-7	-7.0	-7	-
<b>Eagles</b>	<b>279</b>	<b>3273</b>	<b>11.7</b>	<b>59</b>	<b>17</b>
<b>Opponents</b>	<b>337</b>	<b>3484</b>	<b>10.3</b>	<b>60t</b>	<b>17</b>

INTs	No.	Yds	Avg	Lg	TD
M.Lewis	3	31	10.3	23	0
Vincent	3	28	9.3	28	0
Sheppard	1	34	34.0	34	0
Wayne	1	33	33.0	33	0
Kalu	1	15	15.0	15t	1
Brown	1	10	10.0	10	0
Hood	1	5	5.0	5	0
Taylor	1	2	2.0	2	0
Dawkins	1	0	0.0	0	0
<b>Eagles</b>	<b>13</b>	<b>158</b>	<b>12.2</b>	<b>34</b>	<b>1</b>
<b>Opponents</b>	<b>11</b>	<b>161</b>	<b>14.6</b>	<b>34</b>	<b>1</b>

Punt Returns	Ret	FC	Yds	Avg	Lg	TD
Westbrook	20	16	306	15.3	84t	2
Mahe	6	6	55	9.2	17	0
Sheppard	4	1	15	3.8	5	0
Thrash	1	1	2	2.0	2	0
<b>Eagles</b>	<b>31</b>	<b>24</b>	<b>378</b>	<b>12.2</b>	<b>84t</b>	<b>2</b>
<b>Opponents</b>	<b>35</b>	<b>15</b>	<b>272</b>	<b>7.8</b>	<b>72</b>	<b>0</b>

Kickoff Returns	No.	Yds	Avg	Lg	TD
Thrash	34	815	24.0	54	0
Westbrook	23	487	21.2	47	0
Morey	7	93	13.3	24	0
Mitchell	1	-8	-8.0	-8	0
<b>Eagles</b>	<b>65</b>	<b>1387</b>	<b>21.3</b>	<b>54</b>	<b>0</b>
<b>Opponents</b>	<b>74</b>	<b>1590</b>	<b>21.5</b>	<b>54</b>	<b>1</b>

Score By Periods	Q1	Q2	Q3	Q4	OT	Pts
Eagles	82	102	59	131	0	374
Opponents	43	91	62	88	3	287

Scoring	TD	Ru	Pa	Rt	PAT	FG	2Pt	Pts
Akers	0	0	0	0	42/42	24/29	0	114
Westbrook	13	7	4	2			0	78
Buckhalter	9	8	1	0			0	54
Staley	7	5	2	0			0	42
McNabb	3	3	0	0			0	18
Ritchie	3	0	3	0			0	18
Mitchell	2	0	2	0			0	12
Pinkston	2	0	2	0			0	12
Kalu	1	0	0	1			0	6
C.Lewis	1	0	1	0			0	6
Smith	1	0	1	0			0	6
Thrash	1	0	1	0			0	6
Team (safety)	0	0	0	0			0	2
<b>Eagles</b>	<b>43</b>	<b>23</b>	<b>17</b>	<b>3</b>	<b>42/42</b>	<b>24/29</b>	<b>0</b>	<b>374</b>
<b>Opponents</b>	<b>32</b>	<b>13</b>	<b>17</b>	<b>2</b>	<b>27/28</b>	<b>22/30</b>	<b>1</b>	<b>287</b>

**2-Pt. Conversions:** Eagles 0-1, Opponents 1-4

Field Goals	1-19	20-29	30-39	40-49	50+
Akers	0/0	9/9	7/7	6/10	2/3
<b>Eagles</b>	<b>0/0</b>	<b>9/9</b>	<b>7/7</b>	<b>6/10</b>	<b>2/3</b>
<b>Opponents</b>	<b>0/0</b>	<b>10/10</b>	<b>5/7</b>	<b>4/7</b>	<b>3/6</b>

**Akers:** ( ) (57G) (26G,34G,22G) (52G,36G) ( ) ( ) (55N, 30G) (21G,25G,41B,40G) (47N,21G) ( ) (36G,41G,42G, 33G) (35G,48G,38G,29G) (22G,21G) (46G,42G) (42N, 47N) (26G) **Opponents:** (23G) (27G) (51N) (48G,45G,37G,53G) (51G,22G,28G) (39G) (30G,55N) (40G,25G,46G) (45N) (30G) (45B) (20G,32N,38N,49N) (29G) (27G,50G) (33G, 25G,22G) (52N)

Punting	No	Yds	Avg	Net	TB	Lg	B
D.Johnson	79	3207	40.6	34.6	10	60	0
<b>Eagles</b>	<b>79</b>	<b>3207</b>	<b>40.6</b>	<b>34.6</b>	<b>10</b>	<b>60</b>	<b>0</b>
<b>Opponents</b>	<b>78</b>	<b>3037</b>	<b>38.9</b>	<b>33.6</b>	<b>2</b>	<b>69</b>	<b>1</b>

**Sacks:** Simon 7.5, Walker 6.0, Kalu 5.5, Wayne 3.0, M.Lewis 2.0, Rayburn 2.0, Simoneau 2.0, Whiting 2.0, Brown 1.0, Grasmanis 1.0, Hart 1.0, Reese 1.0, Coleman 0.5, Dawkins 0.5, **Eagles 38.0, Opponents 43.0**

USUAL STARTERS			
WR	Todd Pinkston	LDE	Brandon Whiting
LT	Tra Thomas	LDT	Corey Simon
LG	John Welbourn	RDT	Darwin Walker
C	Hank Fraley	RDE	N.D. Kalu
RG	Bobbie Williams	WILL	Nate Wayne
RT	Jon Runyan	MLB	Mark Simoneau
TE	Chad Lewis	SAM	Carlos Emmons
WR	James Thrash	LCB	Troy Vincent
QB	Donovan McNabb	RCB	Lito Sheppard (9)
RB	Brian Westbrook (8)		Bobby Taylor (7)
	Correll Buckhalter (5)	SS	Michael Lewis
	Duce Staley (4)	FS	Clinton Hart (9)
FB	Jon Ritchie		Brian Dawkins (7)

TEAM STATS	EAGLES	OPP
<b>Total First Downs</b>	<b>302</b>	<b>306</b>
Rushing	105	116
Passing	156	171
Penalty	41	19
<b>3rd Down: Made/Att</b>	<b>69/190</b>	<b>78/221</b>
3rd Down Pct.	36.3	35.3
<b>4th Down: Made/Att</b>	<b>3/7</b>	<b>8/22</b>
4th Down Pct.	42.9	36.4
<b>Possession Avg.</b>	<b>28:17</b>	<b>31:43</b>
<b>Total Net Yards</b>	<b>5035</b>	<b>5307</b>
Avg. Per Game	314.7	331.7
Total Plays	944	1058
Avg. Per Play	5.3	5.0
<b>Net Yards Rushing</b>	<b>2015</b>	<b>2071</b>
Avg. Per Game	125.9	129.4
Total Rushes	417	461
<b>Net Yards Passing</b>	<b>3020</b>	<b>3236</b>
Avg. Per Game	188.8	202.3
Sacked/Yards Lost	43/253	38/248
Gross Yards	3273	3484
Att./Completions	484/279	559/337
Completion Pct.	57.6	60.3
Had Intercepted	11	13
<b>Punts/Average</b>	<b>79/40.6</b>	<b>78/38.9</b>
<b>Net Punting Avg.</b>	<b>79/34.6</b>	<b>78/33.6</b>
<b>Penalties/Yards</b>	<b>96/817</b>	<b>129/1105</b>
<b>Fumbles/Ball Lost</b>	<b>21/11</b>	<b>26/13</b>
<b>Touchdowns</b>	<b>43</b>	<b>32</b>
Rushing	23	13
Passing	17	17
Returns	3	2

**Pro Bowl Selections:** QB Donovan McNabb, DT Corey Simon, CB Troy Vincent

**Leading Tacklers:** Simoneau 149, Wayne 135, M.Lewis 132, Emmons 123, Kalu 74, Vincent 70, Simon 64, Walker 64, Hart 61, Whiting 58

Passing	Att	Cmp	Yds	Cmp%	Yds/Att	TD	TD%	Int	Int%	Lg	Sk/Lost	Rat
McNabb	478	275	3216	57.5	6.73	16	3.3	11	2.3	59	43/253	79.6
Detmer	5	3	32	60.0	6.40	0	0.0	0	0.0	15	0/0	78.8
Mitchell	1	1	25	100.0	25.00	1	100.0	0	0.0	25t	0/0	158.3
<b>Eagles</b>	<b>484</b>	<b>279</b>	<b>3273</b>	<b>57.6</b>	<b>6.76</b>	<b>17</b>	<b>3.5</b>	<b>11</b>	<b>2.3</b>	<b>59</b>	<b>43/253</b>	<b>80.5</b>
<b>Opponents</b>	<b>559</b>	<b>337</b>	<b>3484</b>	<b>60.3</b>	<b>6.23</b>	<b>17</b>	<b>3.0</b>	<b>13</b>	<b>2.3</b>	<b>60t</b>	<b>38/248</b>	<b>78.7</b>

# 2004 EAGLES STATISTICS



Record: 13-3, 1st in NFC East						
Head Coach: Andy Reid						
S-12	W	31-17	NY Giants	67,532		
S-20	W	27-16	Minnesota	67,676		
S-26	W	30-13	at Detroit	62,472		
O-03	W	19-9	at Chicago	61,894		
O-17	W	30-8	Carolina	67,707		
O-24	W	34-31	at Cleveland (OT)	73,394		
O-31	W	15-10	Baltimore	67,715		
N-07	L	3-27	at Pittsburgh	64,975		
N-15	W	49-21	at Dallas	64,190		
N-21	W	28-6	Washington	67,720		
N-28	W	27-6	at NY Giants	78,830		
D-05	W	47-17	Green Bay	67,723		
D-12	W	17-14	at Washington	90,089		
D-19	W	12-7	Dallas	67,723		
D-27	L	7-20	at St. Louis	66,129		
J-02	L	10-38	Cincinnati	67,074		
NFC DIVISIONAL PLAYOFF						
J-16	W	27-14	Minnesota	67,722		
NFC CHAMPIONSHIP						
J-23	W	27-10	Atlanta	67,717		
SUPER BOWL XXXIX						
F-06	L	21-24	New England	78,125		

Rushing	No.	Yds	Avg	Lg	TD
Westbrook	177	812	4.6	50	3
Levens	94	410	4.4	45	4
McNabb	41	220	5.4	28	3
Mahe	23	91	4.0	22	0
McCoo	9	54	6.0	12	0
Tapeh	12	42	3.5	10	0
G. Lewis	4	16	4.0	11	0
Blake	3	6	2.0	8	0
Owens	3	-5	-1.7	6	0
Detmer	10	-7	-0.7	2	0
<b>Eagles</b>	<b>376</b>	<b>1639</b>	<b>4.4</b>	<b>50</b>	<b>10</b>
<b>Opponents</b>	<b>442</b>	<b>1903</b>	<b>4.3</b>	<b>72t</b>	<b>13</b>

Receiving	No.	Yds	Avg	Lg	TD
Owens	77	1200	15.6	59t	14
Westbrook	73	703	9.6	50	6
Pinkston	36	676	18.8	80	1
Smith	34	377	11.1	31	5
C. Lewis	29	267	9.2	21	3
Mitchell	22	377	17.1	60	2
G. Lewis	17	183	10.8	25	0
Mahe	14	123	8.8	30	0
Levens	9	92	10.2	23	0
Parry	9	75	8.3	22	0
Bartrum	5	45	9.0	17	1
Ritchie	4	36	9.0	11	0
McMullen	3	24	8.0	15	0
McCoo	2	15	7.5	8	0
Tapeh	2	15	7.5	13	0
<b>Eagles</b>	<b>336</b>	<b>4208</b>	<b>12.5</b>	<b>80</b>	<b>32</b>
<b>Opponents</b>	<b>334</b>	<b>3475</b>	<b>10.4</b>	<b>52</b>	<b>16</b>

INTs	No.	Yds	Avg	Lg	TD
Sheppard	5	172	34.4	101t	2
Dawkins	4	40	10.0	32	0
Brown	2	33	16.5	33	0
Reese	2	22	11.0	15	0
Hood	1	20	20.0	20	0
Jones	1	0	0.0	0	0
M.Lewis	1	0	0.0	0	0
Mikell	1	0	0.0	0	0
<b>Eagles</b>	<b>17</b>	<b>287</b>	<b>16.9</b>	<b>101t</b>	<b>2</b>
<b>Opponents</b>	<b>11</b>	<b>140</b>	<b>12.7</b>	<b>41</b>	<b>1</b>

Punt Returns	Ret	FC	Yds	Avg	Lg	TD
Wynn	18	7	194	10.8	40	0
Mahe	19	8	109	5.7	25	0
Sheppard	2	5	42	21.0	39	0
Reed	0	0	18	--	18	0
Westbrook	2	0	14	7.0	14	0
<b>Eagles</b>	<b>41</b>	<b>20</b>	<b>377</b>	<b>9.2</b>	<b>40</b>	<b>0</b>
<b>Opponents</b>	<b>34</b>	<b>13</b>	<b>221</b>	<b>6.5</b>	<b>25</b>	<b>0</b>

Kickoff Returns	No.	Yds	Avg	Lg	TD
Reed	33	761	23.1	66	0
Hood	15	336	22.4	45	0
Mahe	3	44	14.7	22	0
G.Lewis	2	28	14.0	15	0
Parry	2	24	12.0	14	0
Wynn	1	21	21.0	21	0
<b>Eagles</b>	<b>56</b>	<b>1214</b>	<b>21.7</b>	<b>66</b>	<b>0</b>
<b>Opponents</b>	<b>73</b>	<b>1693</b>	<b>23.2</b>	<b>73</b>	<b>0</b>

Passing	Att	Cmp	Yds	Cmp%	Yds/Att	TD	TD%	Int	Int%	Lg	Sk/Lost	Rat
McNabb	469	300	3875	64.0	8.26	31	6.6	8	1.7	80	32/192	104.7
Detmer	40	18	207	45.0	5.18	0	0.0	2	5.0	31	2/16	40.3
Blake	37	18	126	48.6	3.41	1	2.7	1	2.7	21	2/17	54.6
Bartrum	1	0	0	0.0	0.00	0	0.0	0	0.0	0	0/0	39.6
Westbrook	0	0	0	---	---	0	---	0	---	---	1/4	---
<b>Eagles</b>	<b>547</b>	<b>336</b>	<b>4208</b>	<b>61.4</b>	<b>7.69</b>	<b>32</b>	<b>5.9</b>	<b>11</b>	<b>2.0</b>	<b>80</b>	<b>37/229</b>	<b>96.4</b>
<b>Opponents</b>	<b>550</b>	<b>334</b>	<b>3475</b>	<b>60.7</b>	<b>6.32</b>	<b>16</b>	<b>2.9</b>	<b>17</b>	<b>3.1</b>	<b>52</b>	<b>47/263</b>	<b>75.8</b>

Score By Periods	Q1	Q2	Q3	Q4	OT	Pts
Eagles	100	121	79	83	3	386
Opponents	54	83	41	82	0	260

Scoring	TD	Ru	Pa	Rt	PAT	FG	2Pt	Pts
Akers	0	0	0	0	41/42	27/32	0	122
Owens	14	0	14	0			0	84
Westbrook	9	3	6	0			0	54
Smith	5	0	5	0			0	30
Levens	4	4	0	0			0	24
C. Lewis	3	0	3	0			0	18
McNabb	3	3	0	0			0	18
Mitchell	2	0	2	0			0	12
Sheppard	2	0	0	2			0	12
Bartrum	1	0	1	0			0	6
Pinkston	1	0	1	0			0	6
<b>Eagles</b>	<b>44</b>	<b>10</b>	<b>32</b>	<b>2</b>	<b>41/42</b>	<b>27/32</b>	<b>0</b>	<b>386</b>
<b>Opponents</b>	<b>30</b>	<b>13</b>	<b>16</b>	<b>1</b>	<b>27/27</b>	<b>17/24</b>	<b>1</b>	<b>260</b>

2-Pt. Conversions: Eagles 0-2, Opponents 1-3

Field Goals	1-19	20-29	30-39	40-49	50+
Akers	0/0	4/4	6/7	15/18	2/3
<b>Eagles</b>	<b>0/0</b>	<b>4/4</b>	<b>6/7</b>	<b>15/18</b>	<b>2/3</b>
<b>Opponents</b>	<b>1/1</b>	<b>5/5</b>	<b>5/7</b>	<b>4/9</b>	<b>2/2</b>

**Akers:** (45G,53N) (37G,47G) (26G,47G,39G) (51G,42G,42G, 40G,39N,45N) (48G,34G,43G) (38G,50G) (20G,41G,43G) (33G) ( ) ( ) (47G,42G) (22G,45G,47G, 22G) (48N,38G) ( ) ( ) (45N,46G)  
**Opponents:** (53G) (42G,19G,39G,44N) ( ) (25G) ( ) (38G) (44G) (33N,42G,31G) ( ) (35G,24G,48N) (22G, 31G) (40G) (43N) (46N) (44N,28G,29G) (37N,50G)

Punting	No	Yds	Avg	Net	TB	Lg	B
Johnson	72	3032	42.1	37.4	6	62	0
Akers	1	36	36.0	16.0	1	36	0
<b>Eagles</b>	<b>73</b>	<b>3068</b>	<b>42.0</b>	<b>37.1</b>	<b>7</b>	<b>62</b>	<b>0</b>
<b>Opponents</b>	<b>89</b>	<b>3785</b>	<b>42.5</b>	<b>35.4</b>	<b>13</b>	<b>68</b>	<b>1</b>

**Pro Bowl Selections:** K David Akers, FS Brian Dawkins, SS Michael Lewis, QB Donovan McNabb, WR Terrell Owens, ST/LB Ike Reese, CB Lito Sheppard, T Tra Thomas, LB Jeremiah Trotter, RB Brian Westbrook

USUAL STARTERS			
WR	Todd Pinkston	LDE	Jevon Kearse
LT	Tra Thomas	LDT	Corey Simon
LG	Artis Hicks	RDT	Darwin Walker
C	Hank Fraley	RDE	Derrick Burgess
RG	Jermame Mayberry	WILL	Mark Simoneau (6)
RT	Jon Runyan		Nate Wayne (7)
TE	Chad Lewis (9)	MLB	Jeremiah Trotter (9)
	L.J. Smith (8)		Mark Simoneau (7)
WR	Terrell Owens	SAM	Dhani Jones
WR	Freddie Mitchell (9)	LCB	Lito Sheppard
QB	Donovan McNabb	RCB	Sheldon Brown
RB	Brian Westbrook	SS	Michael Lewis
FB	Josh Parry (4)	FS	Brian Dawkins

TEAM STATS	EAGLES	OPP
<b>Total First Downs</b>	<b>301</b>	<b>299</b>
Rushing	87	101
Passing	188	165
Penalty	26	33
<b>3rd Down: Made/Att</b>	<b>72/195</b>	<b>82/229</b>
3rd Down Pct.	36.9	35.8
<b>4th Down: Made/Att</b>	<b>0/4</b>	<b>9/19</b>
4th Down Pct.	0.0	47.4
<b>Possession Avg.</b>	<b>28:2.6</b>	<b>31:3.4</b>
<b>Total Net Yards</b>	<b>5618</b>	<b>5115</b>
Avg. Per Game	351.1	319.7
Total Plays	960	1039
Avg. Per Play	5.9	4.9
<b>Net Yards Rushing</b>	<b>1639</b>	<b>1903</b>
Avg. Per Game	102.4	118.9
Total Rushes	376	442
<b>Net Yards Passing</b>	<b>3979</b>	<b>3212</b>
Avg. Per Game	248.7	200.8
Sacked/Yards Lost	37/229	47/263
Gross Yards	4208	3475
Att./Completions	547/336	550/334
Completion Pct.	61.4	60.7
Had Intercepted	11	17
<b>Punts/Average</b>	<b>73/42.0</b>	<b>89/42.5</b>
<b>Net Punting Avg.</b>	<b>73/37.1</b>	<b>89/35.4</b>
<b>Penalties/Yards</b>	<b>124/952</b>	<b>119/1001</b>
<b>Fumbles/Ball Lost</b>	<b>17/11</b>	<b>29/11</b>
<b>Touchdowns</b>	<b>44</b>	<b>30</b>
Rushing	10	13
Passing	32	16
Returns	2	1

**Sacks:** Kearse 7.5, Rayburn 6.0, Simon 5.5, Walker 4.5, Brown 3.0, Dawkins 3.0, Douglas 3.0, Burgess 2.5, McDougle 2.0, Simoneau 1.5, Green 1.0, Reese 1.0, Sheppard 1.0, Trotter 1.0, Wayne 1.0, Wynn 1.0, Jones 0.5, **Eagles 47.0, Opponents 37.0**

**Leading Tacklers:** M.Lewis 129, Dawkins 95, Brown 94, Jones 90, Trotter 80, Simoneau 60, Sheppard 59, Adams 54, Walker 47, Rayburn 46





# 2006 EAGLES STATISTICS



**Record: 10-6, 1st in NFC East**  
**Head Coach: Andy Reid**

S-10	W	24-10	at Houston	70,180
S-17	L	24-30	NY Giants (OT)	69,241
S-24	W	38-24	at San Francisco	68,166
O-02	W	31-9	Green Bay	69,222
O-08	W	38-24	Dallas	69,268
O-15	L	24-27	at New Orleans	68,269
O-22	L	21-23	at Tampa Bay	65,808
O-29	L	6-13	Jacksonville	69,249
N-12	W	27-3	Washington	69,143
N-19	L	13-31	Tennessee	69,232
N-26	L	21-45	at Indianapolis	57,296
D-04	W	27-24	Carolina	69,098
D-10	W	21-19	at Washington	84,164
D-17	W	36-22	at NY Giants	78,657
D-25	W	23-7	at Dallas	62,839
D-31	W	24-17	Atlanta	69,341
<b>NFC WILD CARD</b>				
J-07	W	23-20	NY Giants	69,094
<b>NFC DIVISIONAL PLAYOFF</b>				
J-13	L	24-27	at New Orleans	70,001

TEAM STATS		EAGLES	OPP
<b>Total First Downs</b>		<b>312</b>	<b>314</b>
Rushing		106	126
Passing		189	154
Penalty		17	34
<b>3rd Down: Made/Att</b>		<b>88/209</b>	<b>83/222</b>
3rd Down Pct.		42.1	37.4
<b>4th Down: Made/Att</b>		<b>5/11</b>	<b>10/21</b>
4th Down Pct.		45.5	47.6
<b>Possession Avg.</b>		<b>28:38</b>	<b>31:22</b>
<b>Total Net Yards</b>		<b>6103</b>	<b>5249</b>
Avg. Per Game		381.4	328.1
Total Plays		988	1054
Avg. Per Play		6.2	5.0
<b>Net Yards Rushing</b>		<b>1984</b>	<b>2182</b>
Avg. Per Game		124.0	136.4
Total Rushes		416	489
<b>Net Yards Passing</b>		<b>4119</b>	<b>3067</b>
Avg. Per Game		257.4	191.7
Sacked/Yards Lost		28/190	40/300
Gross Yards		4309	3367
Att./Completions		544/323	525/309
Completion Pct.		59.4	58.9
Had Intercepted		9	19
<b>Punts/Average</b>		<b>78/42.6</b>	<b>82/43.5</b>
<b>Net Punting Avg.</b>		<b>78/34.9</b>	<b>82/37.2</b>
<b>Penalties/Yards</b>		<b>112/983</b>	<b>96/807</b>
<b>Fumbles/Ball Lost</b>		<b>26/15</b>	<b>25/10</b>
<b>Touchdowns</b>		<b>49</b>	<b>36</b>
Rushing		13	12
Passing		31	17
Returns		5	7

Rushing	No.	Yds	Avg	Lg	TD
Westbrook	240	1217	5.1	71t	7
Buckhalter	83	345	4.2	20	2
McNabb	32	212	6.6	37	3
Garcia	25	87	3.5	12	0
Moats	22	69	3.1	13	0
R.Brown	3	24	8.0	15t	1
Mahe	4	18	4.5	11	0
Tapeh	5	9	1.8	4	0
Feeley	1	3	3.0	3	0
Johnson	1	0	0.0	0	0

<b>Eagles</b>	<b>416</b>	<b>1984</b>	<b>4.8</b>	<b>71t</b>	<b>13</b>
<b>Opponents</b>	<b>489</b>	<b>2182</b>	<b>4.5</b>	<b>70t</b>	<b>12</b>

Receiving	No.	Yds	Avg	Lg	TD
Westbrook	77	699	9.1	52t	4
Smith	50	611	12.2	65	5
R.Brown	46	816	17.7	60t	8
Stallworth	38	725	19.1	84t	5
G.Lewis	24	348	14.5	45t	2
Buckhalter	24	256	10.7	55t	1
Baskett	22	464	21.1	89t	2
Tapeh	16	85	5.3	15	1
Schobel	14	214	15.3	60	2
Avant	7	68	9.7	18	1
Mahe	5	23	4.6	8	0

<b>Eagles</b>	<b>323</b>	<b>4309</b>	<b>13.3</b>	<b>89t</b>	<b>31</b>
<b>Opponents</b>	<b>309</b>	<b>3367</b>	<b>10.9</b>	<b>75</b>	<b>17</b>

INTs	No.	Yds	Avg	Lg	TD
Sheppard	6	157	26.2	102t	1
Dawkins	4	38	9.5	38	0
M.Lewis	2	105	52.5	84t	1
S.Brown	1	70	70.0	70t	1
T.Cole	1	19	19.0	19t	1
Trotter	1	17	17.0	17	0
Gaither	1	16	16.0	16	0
Considine	1	12	12.0	12	0
Walker	1	6	6.0	6	0
Ramsey	1	-12	-12.0	-12	0

<b>Eagles</b>	<b>19</b>	<b>428</b>	<b>22.5</b>	<b>102t</b>	<b>4</b>
<b>Opponents</b>	<b>9</b>	<b>250</b>	<b>27.8</b>	<b>66t</b>	<b>2</b>

Punt Returns	Ret	FC	Yds	Avg	Lg	TD
Mahe	18	12	169	9.4	23	0
Wynn TM	13	5	131	10.1	22	0
Westbrook	5	3	39	7.8	13	0

<b>Eagles</b>	<b>36</b>	<b>20</b>	<b>339</b>	<b>9.4</b>	<b>23</b>	<b>0</b>
<b>Opponents</b>	<b>41</b>	<b>13</b>	<b>380</b>	<b>9.3</b>	<b>90t</b>	<b>1</b>

Kickoff Returns	No.	Yds	Avg	Lg	TD
Mahe	30	667	22.2	64	0
Wynn TM	18	362	20.1	34	0
Perry	3	57	19.0	24	0
G.Lewis	2	46	23.0	28	0
Moats	2	43	21.5	23	0
Schobel	2	13	6.5	11	0
Sheppard	1	16	16.0	16	0

<b>Eagles</b>	<b>58</b>	<b>1204</b>	<b>20.8</b>	<b>64</b>	<b>0</b>
<b>Opponents</b>	<b>71</b>	<b>1647</b>	<b>23.2</b>	<b>41</b>	<b>0</b>

**Sacks:** T. Cole 8, J. Thomas 6, Walker 6, Howard 5, Kearsse 3.5, M. Lewis 2, M. McCoy 2, Considine 1.5, Patterson 1.5, Dawkins 1, Gaither 1, Hood 1, McDougle 1, Jones 0.5, **Eagles 40, Opponents 28**

Score By Periods	Q1	Q2	Q3	Q4	OT	Pts
Eagles	75	109	96	118	0	398
Opponents	79	86	61	96	6	328

Scoring	TD	Ru	Pa	Rt	PAT	FG	2Pt	Pts
Akers	0	0	0	0	48/48	18/23	0	102
Westbrook	11	7	4	0			0	66
R.Brown	9	1	8	0			0	54
Smith	5	0	5	0			1	32
Stallworth	5	0	5	0			0	30
Buckhalter	3	2	1	0			0	18
McNabb	3	3	0	0			0	18
Baskett	2	0	2	0			0	12
G.Lewis	2	0	2	0			0	12
Schobel	2	0	2	0			0	12
Avant	1	0	1	0			0	6
S.Brown	1	0	0	1			0	6
T.Cole	1	0	0	1			0	6
M.Lewis	1	0	0	1			0	6
Patterson	1	0	0	1			0	6
Sheppard	1	0	0	1			0	6
Tapeh	1	0	1	0			0	6

<b>Eagles</b>	<b>49</b>	<b>13</b>	<b>31</b>	<b>5</b>	<b>48/48</b>	<b>18/23</b>	<b>1</b>	<b>398</b>
<b>Opponents</b>	<b>36</b>	<b>12</b>	<b>17</b>	<b>7</b>	<b>34/34</b>	<b>26/28</b>	<b>0</b>	<b>328</b>

**2-Pt. Conversions:** Eagles 1-1, Opponents 0-1

Field Goals	1-19	20-29	30-39	40-49	50+
Akers	0/0	9/10	3/5	6/8	0/0
<b>Eagles</b>	<b>0/0</b>	<b>9/10</b>	<b>3/5</b>	<b>6/8</b>	<b>0/0</b>
<b>Opponents</b>	<b>0/0</b>	<b>4/4</b>	<b>11/11</b>	<b>9/10</b>	<b>2/3</b>

**Akers:** (42G) (49N,37G) (21G,39N) (40G) (27G) (47G) ( ) (25G,28G) (37G,25G) (42G,38G) (36N) (28G,25G) ( ) (48N) (25G,45G,21G) (41G,23N)

**Opponents:** (34G) (35G) (48G) (23G,54G,46G,54N) (39G) (39G,31G) (30G,44G,62G) (40G,27G) (48N,32G) (36G) (44G) (45G) (31G,45G,32G,35G) (47G,23G,24G) ( ) (45G)

Punting	No	Yds	Avg	Net	TB	Lg	B
Johnson	78	3326	42.6	34.9	11	60	0
<b>Eagles</b>	<b>78</b>	<b>3326</b>	<b>42.6</b>	<b>34.9</b>	<b>11</b>	<b>60</b>	<b>0</b>
<b>Opponents</b>	<b>82</b>	<b>3566</b>	<b>43.5</b>	<b>37.2</b>	<b>9</b>	<b>61</b>	<b>0</b>

**Leading Tacklers:** Trotter 161, Dawkins 155, Considine 107, Jones 93, M.Lewis 87, Cole 84, Patterson 82, McCoy 81, Barber 60, S.Brown 59

**Pro Bowl Selections:** RG Shawn Andrews, FS Brian Dawkins, CB Lito Sheppard

USUAL STARTERS			
WR	Donté Stallworth (11)	LDE	Trent Cole (10)
LT	Tra Thomas	LDT	Mike Patterson
LG	Todd Herremans	RDT	Darwin Walker
C	Jamaal Jackson	RDE	Darren Howard
RG	Shawn Andrews	WILL	Matt McCoy (10)
RT	Jon Runyan		Omar Gaither (5)
TE	L.J. Smith	MLB	Jeremiah Trotter
WR	Reggie Brown	SAM	Dhani Jones
QB	Donovan McNabb (10)	LCB	Lito Sheppard
	Jeff Garcia(6)	RCB	Sheldon Brown
RB	Brian Westbrook	SS	Sean Considine (10)
FB	Thomas Tapeh (8)		Michael Lewis (6)
		FS	Brian Dawkins

Passing	Att	Cmp	Yds	Cmp%	Yds/Att	TD	TD%	Int	Int%	Lg	Sk/Lost	Rat
McNabb	316	180	2647	57.0	8.38	18	5.7	6	1.9	87t	21/140	95.5
Garcia	188	116	1309	61.7	6.96	10	5.3	2	1.1	65	6/40	95.8
Feeley	38	26	342	68.4	9.00	3	7.9	0	0.0	89t	1/10	122.9
Akers	1	1	11	100.0	11.00	0	0.0	0	0.0	11	0/0	112.5
Baskett	1	0	0	0.0	0.00	0	0.0	1	100.0	--	0/0	0.0
<b>Eagles</b>	<b>544</b>	<b>323</b>	<b>4309</b>	<b>59.4</b>	<b>7.92</b>	<b>31</b>	<b>5.7</b>	<b>9</b>	<b>1.7</b>	<b>89t</b>	<b>28/190</b>	<b>96.7</b>
<b>Opponents</b>	<b>525</b>	<b>309</b>	<b>3367</b>	<b>58.9</b>	<b>6.41</b>	<b>17</b>	<b>3.2</b>	<b>19</b>	<b>3.6</b>	<b>75</b>	<b>40/300</b>	<b>73.6</b>

# 2007 EAGLES STATISTICS



**Record: 8-8, 4th in NFC East**  
**Head Coach: Andy Reid**

S-09	L	13-16	at Green Bay	70,598
S-17	L	12-20	Washington	67,726
S-23	W	56-21	Detroit	67,570
S-30	L	3-16	at NY Giants	78,862
O-14	W	16-9	at NY Jets	77,189
O-21	L	16-19	Chicago	67,806
O-28	W	23-16	at Minnesota	63,019
N-04	L	17-38	Dallas	67,688
N-11	W	33-25	at Washington	90,218
N-18	W	17-7	Miami	68,934
N-25	L	28-31	at New England	68,756
D-02	L	24-28	Seattle	68,445
D-09	L	13-16	NY Giants	68,594
D-16	W	10-6	at Dallas	63,777
D-23	W	38-23	at New Orleans	70,011
D-30	W	17-9	Buffalo	68,594

Rushing	No.	Yds	Avg	Lg	TD
Westbrook	278	1333	4.8	36	7
Buckhalter	62	313	5.0	30t	4
McNabb	50	236	4.7	40	0
R.Brown	5	36	7.2	12	0
Feeley	7	23	3.3	7	0
Tapeh	5	18	3.6	11	0
Hunt	10	16	1.6	4	1
Avant	1	1	1.0	1	0
Kolb	3	-2	-0.7	0	0
<b>Eagles</b>	<b>421</b>	<b>1974</b>	<b>4.7</b>	<b>40</b>	<b>12</b>
<b>Opponents</b>	<b>403</b>	<b>1533</b>	<b>3.8</b>	<b>56</b>	<b>10</b>

Receiving	No.	Yds	Avg	Lg	TD
Westbrook	90	771	8.6	57t	5
Curtis	77	1110	14.4	75t	6
R.Brown	61	780	12.8	45t	4
Avant	23	267	11.6	31	2
Smith	22	236	10.7	26	1
Celek	16	178	11.1	29	1
Baskett	16	142	8.9	25	1
G.Lewis	13	265	20.4	50	3
Buckhalter	12	87	7.3	14	0
Schobel	11	108	9.8	18	1
Tapeh	8	50	6.3	9	0
Mahe	1	11	11.0	11	0
<b>Eagles</b>	<b>350</b>	<b>4005</b>	<b>11.4</b>	<b>75t</b>	<b>24</b>
<b>Opponents</b>	<b>312</b>	<b>3693</b>	<b>11.8</b>	<b>91t</b>	<b>16</b>

INTs	No.	Yds	Avg	Lg	TD
S.Brown	3	3	1.0	3	0
Sheppard	2	25	12.5	16	0
Gaither	1	49	49.0	49	0
Mikell	1	20	20.0	20	0
Bradley	1	13	13.0	13	0
Dawkins	1	1	1.0	1	0
James	1	0	0.0	0	0
Considine	1	0	0.0	0	0
<b>Eagles</b>	<b>11</b>	<b>111</b>	<b>10.1</b>	<b>49</b>	<b>0</b>
<b>Opponents</b>	<b>15</b>	<b>198</b>	<b>13.2</b>	<b>49</b>	<b>1</b>

Punt Returns	Ret	FC	Yds	Avg	Lg	TD
Mahe	31	11	249	8.0	32	0
Westbrook	4	0	79	19.8	64	0
G.Lewis	4	1	4	1.0	5	0
Reed	2	0	8	4.0	8	0
Graham	1	0	0	0.0	0	0
<b>Eagles</b>	<b>42</b>	<b>12</b>	<b>340</b>	<b>8.1</b>	<b>64</b>	<b>0</b>
<b>Opponents</b>	<b>36</b>	<b>14</b>	<b>409</b>	<b>11.4</b>	<b>87t</b>	<b>1</b>

Kickoff Returns	No.	Yds	Avg	Lg	TD
Buckhalter	37	798	21.6	35	0
Reed	31	701	22.6	34	0
Mahe	1	19	19.0	19	0
Reagoe	1	14	14.0	14	0
G.Lewis	1	3	3.0	3	0
Baskett	0	4	--	4	0
<b>Eagles</b>	<b>71</b>	<b>1539</b>	<b>21.7</b>	<b>35</b>	<b>0</b>
<b>Opponents</b>	<b>69</b>	<b>1536</b>	<b>22.3</b>	<b>51</b>	<b>0</b>

**Leading Tacklers:** Gaither 170, Spikes 139, Patterson 114, Cole 103, Mikell 98, Gocong 92, Bunkley 75, S.Brown 75, J.Thomas 63, Dawkins 51

Score By Periods	Q1	Q2	Q3	Q4	OT	Pts
Eagles	100	97	69	70	0	336
Opponents	86	95	64	55	0	300

Scoring	TD	Ru	Pa	Rt	PAT	FG	2Pt	Pts
Akers	0	0	0	0	36/36	24/32	0	108
Westbrook	12	7	5	0			0	72
Curtis	8	0	6	2			0	48
R.Brown	4	0	4	0			0	24
Buckhalter	4	4	0	0			0	24
G.Lewis	3	0	3	0			0	18
Avant	2	0	2	0			0	12
Baskett	1	0	1	0			0	6
Celek	1	0	1	0			0	6
Hunt	1	1	0	0			0	6
Schobel	1	0	1	0			0	6
L.Smith	1	0	1	0			0	6
<b>Eagles</b>	<b>38</b>	<b>12</b>	<b>24</b>	<b>2</b>	<b>36/36</b>	<b>24/32</b>	<b>0</b>	<b>336</b>
<b>Opponents</b>	<b>30</b>	<b>10</b>	<b>16</b>	<b>4</b>	<b>27/29</b>	<b>31/38</b>	<b>0</b>	<b>300</b>

**2-Pt. Conversions:** Eagles 0-2, Opponents 0-1

Field Goals	1-19	20-29	30-39	40-49	50+
Akers	0/0	12/12	10/10	1/6	1/4
<b>Eagles</b>	<b>0/0</b>	<b>12/12</b>	<b>10/10</b>	<b>1/6</b>	<b>1/4</b>
<b>Opponents</b>	<b>1/1</b>	<b>13/13</b>	<b>10/13</b>	<b>5/9</b>	<b>2/2</b>

**Akers:** [33G,47G] [24G, 39G, 26G, 22G] [1] [42N, 53G] [22G, 41N, 41N, 31G, 25G] [24G, 33G, 37G] [20G, 59N, 27G, 25G] [36G] [53N] [34G] [41G, 48N] [29G, 39G, 57N] [47N, 21G] [24G] [38G]

**Opponents:** [53G,37G,42G] [35G, 37G] [46N] [34N, 29G] [30G, 44N, 21G, 30G] [39N, 31G, 22 G, 41G, 45G] [39G, 32G, 48G] [22G] [23G, 21G] [47N] [23G, 32N] [40N] [19G, 23G, 23G] [33G, 23G] [55G, 35G, 46G] [29G, 23G, 22G]

Punting	No	Yds	Avg	Net	TB	Lg	B
Rocca	73	3066	42.0	34.5	7	65	0
<b>Eagles</b>	<b>73</b>	<b>3066</b>	<b>42.0</b>	<b>34.5</b>	<b>7</b>	<b>65</b>	<b>0</b>
<b>Opponents</b>	<b>76</b>	<b>3162</b>	<b>41.6</b>	<b>35.8</b>	<b>5</b>	<b>61</b>	<b>0</b>

**Sacks:** T.Cole 12.5, J.Thomas 5.0, Patterson 4.0, Kearse 3.5, Bunkley 3.0, Bradley 1.0 Spikes 1.0, Mikell 1.0, Reagor 1.0, Howard 1.0, Hanson 1.0, Gocong 1.0, Team 2.0, **Eagles: 37.0, Opponents: 48.0**

**Fumbles Lost:** D.McNabb 5, B.Westbrook 1, J.Jackson 1, G.Lewis 1, Q.Mikell 1, L.Smith 1, J.Reed 1, K.Kolb 1 **Total: 12**

**Opponent Fumble Recoveries:** J.Thomas 2, Q.Mikell 1, J.Hanson 1, M.Patterson 1, T.Cole 1, B.Bunkley 1, J.Kearse 1 **Total: 8**

**Pro Bowl Selections:** RG Shawn Andrews, RB Brian Westbrook

USUAL STARTERS			
WR	Kevin Curtis	LDE	Jevon Kearse (8)
LT	William Thomas		Juqua Thomas (7)
LG	Todd Herremans	LDT	Mike Patterson
C	Jamaal Jackson	RDT	Brodrick Bunkley
RG	Shawn Andrews	RDE	Trent Cole
RT	Jon Runyan	WILL	Takeo Spikes
TE	L.J. Smith	MLB	Omar Gaither
WR	Reggie Brown	SAM	Chris Gocong
QB	Donovan McNabb	LCB	Lito Sheppard
RB	Brian Westbrook	RCB	Sheldon Brown
FB	Thomas Tapeh	SS	Sean Considine (8)
			Quintin Mikell (6)
		FS	Brian Dawkins (10)
			Quintin Mikell (5)

Passing	Att	Cmp	Yds	Cmp%	Yds/Att	TD	TD%	Int	Int%	Lg	Sk/Lost	Rat
McNabb	473	291	3324	61.5	7.0	19	4.0	7	1.5	75t	44/227	89.8
Feeley	103	59	681	57.3	6.6	5	4.9	8	7.8	47	3/10	61.2
G.Lewis	1	0	0	0.0	0.0	0	0.0	0	0.0	0	0/0	39.6
Kolb	0	0	0	--	--	0	--	0	--	--	2/13	--
<b>Eagles</b>	<b>577</b>	<b>350</b>	<b>4005</b>	<b>60.7</b>	<b>6.9</b>	<b>24</b>	<b>4.2</b>	<b>15</b>	<b>2.6</b>	<b>75t</b>	<b>49/250</b>	<b>84.6</b>
<b>Opponents</b>	<b>539</b>	<b>312</b>	<b>3693</b>	<b>57.9</b>	<b>6.9</b>	<b>16</b>	<b>3.0</b>	<b>11</b>	<b>2.0</b>	<b>91t</b>	<b>37/244</b>	<b>80.3</b>

# 2008 EAGLES STATISTICS



**Record: 9-6-1, 2nd in NFC East**  
**Head Coach: Andy Reid**

S-07	W	38-3	St. Louis	69,144
S-15	L	37-41	at Dallas	63,472
S-21	W	15-6	Pittsburgh	69,144
S-28	L	20-24	at Chicago	62,099
O-05	L	17-23	Washington	69,144
O-12	W	40-26	at San Francisco	67,640
O-26	W	27-14	Atlanta	69,144
N-02	W	26-7	at Seattle	68,055
N-09	L	31-36	NY Giants	69,144
N-16	T	13-13	at Cincinnati (OT)	64,633
N-23	L	7-36	at Baltimore	71,379
N-27	W	48-20	Arizona	64,144
D-07	W	20-14	at NY Giants	79,003
D-15	W	30-10	Cleveland	69,144
D-21	L	3-10	at Washington	82,412
D-28	W	44-6	Dallas	69,144

**NFC WILD CARD**

J-04	W	26-14	at Minnesota	61,746
------	---	-------	--------------	--------

**NFC DIVISIONAL PLAYOFF**

J-11	W	23-11	at NY Giants	79,193
------	---	-------	--------------	--------

**NFC CHAMPIONSHIP**

J-18	L	25-32	at Arizona	70,650
------	---	-------	------------	--------

TEAM STATS	EAGLES	OPP
<b>Total First Downs</b>	<b>318</b>	<b>248</b>
Rushing	94	79
Passing	204	144
Penalty	20	25
<b>3rd Down: Made/Att</b>	<b>93/225</b>	<b>73/227</b>
3rd Down Pct.	41.3%	32.2%
<b>4th Down: Made/Att</b>	<b>4/9</b>	<b>5/14</b>
4th Down Pct.	44.4%	35.7%
<b>Possession Avg.</b>	<b>30:55</b>	<b>29:05</b>
<b>Total Net Yards</b>	<b>5608</b>	<b>4388</b>
Avg. Per Game	350.5	274.3
Total Plays	1056	994
Avg. Per Play	5.3	4.4
<b>Net Yards Rushing</b>	<b>1697</b>	<b>1475</b>
Avg. Per Game	106.1	92.2
Total Rushes	427	421
<b>Net Yards Passing</b>	<b>3911</b>	<b>2913</b>
Avg. Per Game	244.4	182.1
Sacked/Yards Lost	23/149	48/312
Gross Yards	4060	3225
Attempts/Completions	606/362	525/284
Completion Pct.	59.7%	54.1%
Had Intercepted	16	15
<b>Punts/Average</b>	<b>78/42.7</b>	<b>101/42.5</b>
<b>Net Punting Avg.</b>	<b>37.9</b>	<b>36.5</b>
<b>Penalties/Yards</b>	<b>74/635</b>	<b>80/593</b>
<b>Fumbles/Ball Lost</b>	<b>16/10</b>	<b>26/14</b>
<b>Touchdowns</b>	<b>45</b>	<b>31</b>
Rushing	15	7
Passing	23	19
Returns	7	5

**Sacks:** Howard 10.0, T.Cole 9.0, Parker 5.0, Clemons 4.0, Dawkins 3.0, Gaither 2.5, Mikell 2.0, Gocong 2.0, Abiamiri 2.0, Klecko 2.0, Bunkley 2.0, Demps 1.0, Hanson 1.0, S.Brown 1.0, Bradley 1.0, Patterson 0.5

**Eagles: 48.0, Opponents: 23.0**

**Leading Tacklers:** Mikell 169, Bradley 151, Dawkins 142, T.Cole 98, Patterson 86, Bunkley 82, Parker 76, Gaither 63, Gocong 61, S.Brown 55

**Fumbles Lost:** McNabb 5, D.Jackson 2, Demps 1, Westbrook 1, Hunt 1 **Total: 10**

**Opponent Fumble Recoveries:** Clemons 2, Gaither 2, Jordan 2, T.Laws 1, Bradley 1, Dawkins 1, Howard 1, Hanson 1, Patterson 1, Bunkley 1, Gocong 1 **Total: 14**

Rushing	No.	Yds	Avg	Lg	TD
Westbrook	233	936	4.0	39t	9
Buckhalter	76	369	4.9	33	2
McNabb	39	147	3.8	17	2
D.Jackson	17	96	5.6	21	1
Eckel	24	79	3.3	14	0
Booker	20	53	2.7	8	0
Hunt	4	9	2.3	6	1
R.Brown	1	6	6.0	6	0
Kolb	13	2	0.2	8	0
<b>Eagles</b>	<b>427</b>	<b>1697</b>	<b>4.0</b>	<b>39t</b>	<b>15</b>
<b>Opponents</b>	<b>421</b>	<b>1475</b>	<b>3.5</b>	<b>28</b>	<b>7</b>

Receiving	No.	Yds	Avg	Lg	TD
D.Jackson	62	912	14.7	60	2
Westbrook	54	402	7.4	47	5
Smith	37	298	8.1	25	3
Baskett	33	440	13.3	90t	3
Curtis	33	390	11.8	32	2
Avant	32	377	11.8	31	2
Celek	27	318	11.8	44	1
Buckhalter	26	324	12.5	59	2
Lewis	19	247	13.0	52	1
R.Brown	18	252	14.0	40	1
Hunt	6	42	7.0	18	0
Klecko	6	36	6.0	12	0
Booker	6	11	1.8	8	0
Schobel	2	10	5.0	5	0
Herremans	1	1	1.0	1t	1
<b>Eagles</b>	<b>362</b>	<b>4060</b>	<b>11.2</b>	<b>90t</b>	<b>23</b>
<b>Opponents</b>	<b>284</b>	<b>3225</b>	<b>11.4</b>	<b>90t</b>	<b>19</b>

INTs	No.	Yds	Avg	Lg	TD
Samuel	4	64	16.0	50t	1
Mikell	3	53	17.7	41	0
Parker	1	55	55.0	55t	1
Dawkins	1	25	25.0	25	0
S.Brown	1	23	23.0	23	0
Patterson	1	21	21.0	21	0
Bradley	1	17	17.0	17	0
Hanson	1	13	13.0	13	0
Howard	1	8	8.0	8	0
Sheppard	1	0	0.0	0	0
<b>Eagles</b>	<b>15</b>	<b>279</b>	<b>18.6</b>	<b>55t</b>	<b>2</b>
<b>Opponents</b>	<b>16</b>	<b>434</b>	<b>27.1</b>	<b>107t</b>	<b>2</b>

Punt Returns	Ret	FC	Yds	Avg	Lg	TD
D.Jackson	50	16	440	8.8	68t	1
Lewis	1	0	6	6.0	6	0
Hanson	1	0	0	0.0	0	0
<b>Eagles</b>	<b>52</b>	<b>16</b>	<b>446</b>	<b>8.6</b>	<b>68t</b>	<b>1</b>
<b>Opponents</b>	<b>41</b>	<b>12</b>	<b>296</b>	<b>7.2</b>	<b>45</b>	<b>0</b>

Kickoff Returns	No.	Yds	Avg	Lg	TD
Demps	52	1314	25.3	100t	1
Lewis	3	43	14.3	31	0
Buckhalter	1	14	14.0	14	0
Avant	1	13	13.0	13	0
Klecko	1	12	12.0	12	0
D.Jackson	1	12	12.0	12	0
Abiamiri	1	3	3.0	3	0
<b>Eagles</b>	<b>60</b>	<b>1411</b>	<b>23.5</b>	<b>100t</b>	<b>1</b>
<b>Opponents</b>	<b>75</b>	<b>1698</b>	<b>22.6</b>	<b>98t</b>	<b>1</b>

Passing	Att	Cmp	Yds	Cmp%	Yds/Att	TD	TD%	Int	Int%	Lg	Sk/Lost	Rat
McNabb	571	345	3916	60.4	6.9	23	4.0	11	1.9	90t	23/149	86.4
Kolb	34	17	144	50.0	4.2	0	0.0	4	11.8	16	0/0	21.8
D.Jackson	1	0	0	0.0	0.0	0	0.0	1	100.0	0	0/0	0.0
<b>Eagles</b>	<b>606</b>	<b>362</b>	<b>4060</b>	<b>59.7</b>	<b>6.7</b>	<b>23</b>	<b>3.8</b>	<b>16</b>	<b>2.6</b>	<b>90t</b>	<b>23/149</b>	<b>81.4</b>
<b>Opponents</b>	<b>525</b>	<b>284</b>	<b>3225</b>	<b>54.1</b>	<b>6.1</b>	<b>19</b>	<b>3.6</b>	<b>15</b>	<b>2.9</b>	<b>90t</b>	<b>48/312</b>	<b>72.9</b>

Score By Periods	Q1	Q2	Q3	Q4	OT	Pts		
Eagles	85	150	73	108	0	416		
Opponents	53	100	49	87	0	289		
Scoring	TD	Ru	Pa	Rt	PAT	FG	2Pt	Pts
Akers	0	0	0	0	45/45	33/40	0	144
Westbrook	14	9	5	0			0	84
Buckhalter	4	2	2	0			0	24
D.Jackson	4	1	2	1			0	24
Smith	3	0	3	0			0	18
Baskett	3	0	3	0			0	18
Avant	2	0	2	0			0	12
Curtis	2	0	2	0			0	12
McNabb	2	2	0	0			0	12
R.Brown	1	0	1	0			0	6
Celek	1	0	1	0			0	6
Clemons	1	0	0	1			0	6
Demps	1	0	0	1			0	6
Gocong	1	0	0	1			0	6
Hanson	1	0	0	1			0	6
Herremans	1	0	1	0			0	6
Hunt	1	1	0	0			0	6
Lewis	1	0	1	0			0	6
Parker	1	0	0	1			0	6
Samuel	1	0	0	1			0	6
Team (safety)	0	0	0	0			0	2
<b>Eagles</b>	<b>45</b>	<b>15</b>	<b>23</b>	<b>7</b>	<b>45/45</b>	<b>33/40</b>	<b>0</b>	<b>416</b>
<b>Opponents</b>	<b>31</b>	<b>7</b>	<b>19</b>	<b>5</b>	<b>29/29</b>	<b>24/28</b>	<b>0</b>	<b>289</b>

\* Opponents registered one safety

**2-Pt. Conversions:** Eagles 0-2, Opponents 0-1

Field Goals	1-19	20-29	30-39	40-49	50+
Akers	2/2	11/11	10/12	8/10	2/5
<b>Eagles</b>	<b>2/2</b>	<b>11/11</b>	<b>10/12</b>	<b>8/10</b>	<b>2/5</b>
<b>Opponents</b>	<b>0/0</b>	<b>6/6</b>	<b>5/5</b>	<b>9/11</b>	<b>4/6</b>

**Akers:** [23G] [34G, 44G, 22G] [31G, 31G] [50N, 47N, 24G, 31G] [50N, 23G] [19G, 54B, 38G, 25G, 28G] [36G, 18G] [40G, 24G, 42G, 39G] [29G] [42G, 27G] [ ] [42G, 41G] [51G, 32B, 34B, 34G] [24G, 34G, 34G] [22G] [40G, 50G, 41G, 40N]

**Opponents:** [46G] [51G, 47G] [37G, 53G] [41G] [41G, 48G, 50G] [32G, 37G, 53G, 29G] [ ] [ ] [27G, 26G, 28G] [20G, 41G, 47N] [44G, 42G, 53N] [ ] [47B] [27G] [54N, 33G] [37G, 42]

Punting	No	Yds	Avg	Net	TB	Lg	B
Rocca	77	3334	43.3	37.9	4	65	1
<b>Eagles</b>	<b>78</b>	<b>3334</b>	<b>42.7</b>	<b>37.9</b>	<b>4</b>	<b>65</b>	<b>1</b>
<b>Opponents</b>	<b>101</b>	<b>4294</b>	<b>42.5</b>	<b>36.5</b>	<b>8</b>	<b>67</b>	<b>0</b>

**Pro Bowl Selections:** FS Brian Dawkins, CB Asante Samuel

USUAL STARTERS			
WR	Kevin Curtis (8)	LDE	Juqua Parker
	Hank Baskett (5)	LDT	Mike Patterson
LT	William Thomas	RDT	Brodrick Bunkley
LG	Todd Herremans	RDE	Trent Cole
C	Jamaal Jackson	WILL	Omar Gaither (10)
RG	Max Jean-Gilles (10)		Akeem Jordan (6)
	Nick Cole (4)	MLB	Stewart Bradley
RT	Jon Runyan	SAM	Chris Gocong
TE	L.J. Smith	LCB	Asante Samuel
WR	DeSean Jackson	RCB	Sheldon Brown
QB	Donovan McNabb	SS	Quintin Mikell
RB	Brian Westbrook	FS	Brian Dawkins
FB	Thomas Tapeh		

TD	TD%	Int	Int%	Lg	Sk/Lost	Rat
23	4.0	11	1.9	90t	23/149	86.4
0	0.0	4	11.8	16	0/0	21.8
0	0.0	1	100.0	0	0/0	0.0
<b>23</b>	<b>3.8</b>	<b>16</b>	<b>2.6</b>	<b>90t</b>	<b>23/149</b>	<b>81.4</b>
<b>19</b>	<b>3.6</b>	<b>15</b>	<b>2.9</b>	<b>90t</b>	<b>48/312</b>	<b>72.9</b>

# 2009 EAGLES STATISTICS



**Record: 11-5, 2nd in NFC East**  
**Head Coach: Andy Reid**

S-13	W	38-10	at Carolina	73,599
S-20	L	22-48	New Orleans	69,144
S-27	W	34-14	Kansas City	69,144
O-11	W	33-14	Tampa Bay	69,144
O-18	L	9-13	at Oakland	49,642
O-26	W	27-17	at Washington	88,241
N-01	W	40-17	NY Giants	69,144
N-08	L	16-20	Dallas	69,144
N-15	L	23-31	at San Diego	68,879
N-22	W	24-20	at Chicago	62,421
N-29	W	27-24	Washington	69,144
D-06	W	34-7	at Atlanta	69,560
D-13	W	45-38	at NY Giants	78,780
D-20	W	27-13	San Francisco	69,144
D-27	W	30-27	Denver	69,144
J-03	L	0-24	at Dallas	100,621
<b>NFC WILD CARD</b>				
J-09	L	14-34	at Dallas	92,951

<b>TEAM STATS</b>		<b>EAGLES</b>	<b>OPP</b>
<b>Total First Downs</b>		<b>290</b>	<b>295</b>
Rushing		87	81
Passing		182	179
Penalty		21	35
<b>3rd Down: Made/Att</b>		<b>75/207</b>	<b>73/221</b>
3rd Down Pct.		36.2%	33.0%
<b>4th Down: Made/Att</b>		<b>6/14</b>	<b>17/30</b>
4th Down Pct.		42.9%	56.7%
<b>Possession Avg.</b>		<b>28:15</b>	<b>31:46</b>
<b>Total Net Yards</b>		<b>5726</b>	<b>5137</b>
Avg. Per Game		357.9	321.1
Total Plays		975	1037
Avg. Per Play		5.9	5.0
<b>Net Yards Rushing</b>		<b>1637</b>	<b>1675</b>
Avg. Per Game		102.3	104.7
Total Rushes		384	413
<b>Net Yards Passing</b>		<b>4089</b>	<b>3462</b>
Avg. Per Game		255.6	216.4
Sacked/Yards Lost		38/291	44/316
Gross Yards		4380	3778
Attempts/Completions		553/335	580/354
Completion Pct.		60.6%	61.0%
Had Intercepted		13	25
<b>Punts/Average</b>		<b>76/42.4</b>	<b>80/45.1</b>
<b>Net Punting Avg.</b>		<b>38.3</b>	<b>37.2</b>
<b>Penalties/Yards</b>		<b>115/951</b>	<b>104/789</b>
<b>Fumbles/Ball Lost</b>		<b>23/10</b>	<b>25/13</b>
<b>Touchdowns</b>		<b>47</b>	<b>39</b>
Rushing		14	11
Passing		27	27
Returns		6	1

**Sacks:** T.Cole 12.5, J.Parker 8.0, D.Howard 6.5, C. Clemons 3.0, J.Babin 2.5, V.Abiamiri 2.0, M.Patterson 1.5, O.Gaither 1.5, C.Gocong 1.0, A.Jordan 1.0, B.Bunkley 1.0, S.Jones 1.0, W.Witherspoon 1.0, A.Dixon 1.0, J.Hanson 0.5 **Eagles: 44.0, Opponents: 38.0**

**Pro Bowl Selections:** K David Akers, DE Trent Cole, LS Jon Dorenbos, WR/KR DeSean Jackson, QB Donovan McNabb, S Quintin Mikell T Jason Peters, CB Asante Samuel, FB Leonard Weaver

<b>Rushing</b>	<b>No.</b>	<b>Yds</b>	<b>Avg</b>	<b>Lg</b>	<b>TD</b>
L.McCoy	155	637	4.1	66t	4
L.Weaver	70	323	4.6	41t	2
B.Westbrook	61	274	4.5	25	1
D.McNabb	37	140	3.8	27	2
D.Jackson	11	137	12.5	67t	1
M.Vick	24	95	4.0	34	2
E.Buckley	15	44	2.9	9	1
K.Kolb	5	-1	-0.2	5	1
J.Garcia	3	-2	-0.7	0	0
R.Brown	1	-3	-3.0	-3	0
J.Maclin	2	-7	-3.5	-1	0
<b>Eagles</b>	<b>384</b>	<b>1637</b>	<b>4.3</b>	<b>67t</b>	<b>14</b>
<b>Opponents</b>	<b>413</b>	<b>1675</b>	<b>4.1</b>	<b>72</b>	<b>11</b>

<b>Receiving</b>	<b>No.</b>	<b>Yds</b>	<b>Avg</b>	<b>Lg</b>	<b>TD</b>
B.Celek	76	971	12.8	47t	8
D.Jackson	63	1167	18.5	71t	9
J.Maclin	55	762	13.9	56	4
J.Avant	41	587	14.3	58	3
L.McCoy	40	308	7.7	45	0
B.Westbrook	25	181	7.2	34	1
L.Weaver	15	140	9.3	59	2
R.Brown	9	155	17.2	43	0
K.Curtis	6	77	12.8	19	0
A.Smith	3	25	8.3	11	0
H.Baskett	1	6	6.0	6	0
D.McNabb	1	1	1.0	1	0
<b>Eagles</b>	<b>335</b>	<b>4380</b>	<b>13.1</b>	<b>71t</b>	<b>27</b>
<b>Opponents</b>	<b>354</b>	<b>3778</b>	<b>10.7</b>	<b>86t</b>	<b>27</b>

<b>INTs</b>	<b>No.</b>	<b>Yds</b>	<b>Avg</b>	<b>Lg</b>	<b>TD</b>
A.Samuel	9	117	13.0	37	0
S.Brown	5	152	30.4	83t	1
S.Jones	2	37	18.5	37	0
Q.Mikell	2	16	8.0	16	0
A.Jordan	2	14	7.0	11	0
J.Hanson	2	8	4.0	6	0
Q.Demps	1	12	12.0	12	0
W.Witherspoon	1	9	9.0	9t	1
T.White	1	5	5.0	5	0
<b>Eagles</b>	<b>25</b>	<b>370</b>	<b>14.8</b>	<b>83t</b>	<b>2</b>
<b>Opponents</b>	<b>13</b>	<b>131</b>	<b>10.1</b>	<b>97t</b>	<b>1</b>

<b>Punt Returns</b>	<b>Ret</b>	<b>FC</b>	<b>Yds</b>	<b>Avg</b>	<b>Lg</b>	<b>TD</b>
D.Jackson	29	15	441	15.2	85t	2
J.Maclin	6	4	30	5.0	27	0
<b>Eagles</b>	<b>35</b>	<b>19</b>	<b>471</b>	<b>13.5</b>	<b>85t</b>	<b>2</b>
<b>Opponents</b>	<b>39</b>	<b>15</b>	<b>229</b>	<b>5.9</b>	<b>26</b>	<b>0</b>

<b>Kickoff Returns</b>	<b>No.</b>	<b>Yds</b>	<b>Avg</b>	<b>Lg</b>	<b>TD</b>
E.Hobbs	20	481	24.1	63	0
V.Harris	19	394	20.7	32	0
J.Maclin	7	124	17.7	28	0
Q.Demps	6	155	25.8	48	0
L.Weaver	2	33	16.5	18	0
A.Smith	1	4	4.0	4	0
J.Babin	2	0	0.0	0	0
D.Jackson	1	0	0.0	0	0
<b>Eagles</b>	<b>58</b>	<b>1191</b>	<b>20.5</b>	<b>63</b>	<b>0</b>
<b>Opponents</b>	<b>81</b>	<b>1907</b>	<b>23.5</b>	<b>52</b>	<b>0</b>

**Leading Tacklers:** Mikell 122, T.Cole 93, Jordan 82, Jones 72, M.Patterson 71, Witherspoon 68, S.Brown 68, Bunkley 58, Gocong 50

<b>Passing</b>	<b>Att</b>	<b>Cmp</b>	<b>Yds</b>	<b>Cmp%</b>	<b>Yds/Att</b>	<b>TD</b>	<b>TD%</b>	<b>Int</b>	<b>Int%</b>	<b>Lg</b>	<b>Sk/Lost</b>	<b>Rat</b>
D.McNabb	443	267	3553	60.3	8.0	22	5.0	10	2.3	60t	35/264	92.9
K.Kolb	96	62	741	64.6	7.7	4	4.2	3	3.1	71t	3/27	88.9
M.Vick	13	6	86	46.2	6.6	1	7.7	0	0.0	43	0/0	93.8
B.Westbrook	1	0	0	0.0	0.0	0	0.0	0	0.0	0	0/0	39.6
<b>Eagles</b>	<b>553</b>	<b>335</b>	<b>4380</b>	<b>60.6</b>	<b>7.9</b>	<b>27</b>	<b>4.9</b>	<b>13</b>	<b>2.4</b>	<b>71t</b>	<b>38/291</b>	<b>92.0</b>
<b>Opponents</b>	<b>580</b>	<b>354</b>	<b>3778</b>	<b>61.0</b>	<b>6.5</b>	<b>27</b>	<b>4.7</b>	<b>25</b>	<b>4.3</b>	<b>86t</b>	<b>44/316</b>	<b>77.6</b>

<b>Score By Periods</b>	<b>Q1</b>	<b>Q2</b>	<b>Q3</b>	<b>Q4</b>	<b>OT</b>	<b>Pts</b>
Eagles	122	151	72	84	0	429
Opponents	58	101	107	71	0	337

<b>Scoring</b>	<b>TD</b>	<b>Ru</b>	<b>Pa</b>	<b>Rt</b>	<b>PAT</b>	<b>FG</b>	<b>2Pt</b>	<b>Pts</b>
D.Akers	0	0	0	0	43/45	32/37	0	139
D.Jackson	12	1	9	2			0	72
B.Celek	8	0	8	0			0	48
L.McCoy	4	4	0	0			1	26
J.Maclin	4	0	4	0			0	24
L.Weaver	4	2	2	0			0	24
J.Avant	3	0	3	0			1	20
S.Brown	2	0	0	2			0	12
D.McNabb	2	2	0	0			0	12
M.Vick	2	2	0	0			0	12
B.Westbrook	2	1	1	0			0	12
V.Abiamiri	1	0	0	1			0	6
E.Buckley	1	1	0	0			0	6
K.Kolb	1	1	0	0			0	6
Witherspoon	1	0	0	1			0	6
Howard (safety)	0	0	0	0			0	2
Team (safety)	0	0	0	0			0	2
<b>Eagles</b>	<b>47</b>	<b>14</b>	<b>27</b>	<b>6</b>	<b>43/45</b>	<b>32/37</b>	<b>2</b>	<b>429</b>
<b>Opponents</b>	<b>39</b>	<b>11</b>	<b>27</b>	<b>1</b>	<b>38/38</b>	<b>21/24</b>	<b>1</b>	<b>337</b>

**2-Pt. Conversions:** Eagles 2-2, Opponents 1-1

<b>Field Goals</b>	<b>1-19</b>	<b>20-29</b>	<b>30-39</b>	<b>40-49</b>	<b>50+</b>
D.Akers	1/1	11/11	8/9	11/13	1/3
<b>Eagles</b>	<b>1/1</b>	<b>11/11</b>	<b>8/9</b>	<b>11/13</b>	<b>1/3</b>
<b>Opponents</b>	<b>0/0</b>	<b>11/11</b>	<b>2/3</b>	<b>7/9</b>	<b>1/1</b>

**Akers:** (49G, 51B) (23G, 32G) (29G, 38G) (44G) (43N, 45G, 43G, 47N, 45G) (47G, 44G) (30G, 35G) (45G, 48G, 52G) (18G, 25G, 25G) (25G) (29G, 24G, 41G, 32G) (33G, 39N, 33G) (20G) (22G, 26G) (39G, 45G, 28G) (53N)  
**Opponents:** (22G) (23G, 25G) ( ) ( ) (29G, 46G) (47G) (42G, 47N) (22G, 33G) (29G) (45G, 28G, 28G, 49G, 48B) (25G) ( ) (26G) (51G, 25G) (33G, 46G) (44G, 30N)

<b>Punting</b>	<b>No</b>	<b>Yds</b>	<b>Avg</b>	<b>Net</b>	<b>TB</b>	<b>Lg</b>	<b>B</b>
S.Rocca	76	3222	42.4	38.3	4	61	0
<b>Eagles</b>	<b>76</b>	<b>3222</b>	<b>42.4</b>	<b>38.3</b>	<b>4</b>	<b>61</b>	<b>0</b>
<b>Opponents</b>	<b>80</b>	<b>3604</b>	<b>45.1</b>	<b>37.2</b>	<b>8</b>	<b>64</b>	<b>0</b>

**Fumbles Lost:** D.McNabb 3, J.Babin 1, E.Hobbs 1, K.Kolb 1, D.Jackson 1, V.Harris 1, L.McCoy 1, J.Garcia 1 **Total: 10**

**Opponent Fumble Recoveries:** Q.Mikell 2, S.Jones 2, M.Fokou 2, S.Brown 1, B.Bunkley 1, O.Gaither 1, V.Abiamiri 1, T.White 1, J.Hanson 1, A.Samuel 1 **Total: 13**

<b>USUAL STARTERS</b>			
WR	Jeremy Maclin	LDE	Juqua Parker
LT	Jason Peters	LDT	Mike Patterson
LG	Todd Herremans	RDT	Brodrick Bunkley
C	Jamaal Jackson	RDE	Trent Cole
RG	Nick Cole	WILL	Will Witherspoon (8)
RT	Winston Justice	MLB	Akeem Jordan (8)
TE	Brent Celek	MLB	Jeremiah Trotter (7)
WR	DeSean Jackson		Omar Gaither (3)
QB	Donovan McNabb	SAM	Chris Gocong
RB	Brian Westbrook (7)	LCB	Asante Samuel
	LeSean McCoy (3)	RCB	Sheldon Brown
FB	Leonard Weaver	SS	Quintin Mikell

# 2010 EAGLES STATISTICS



**Record: 10-6 1st in NFC East**  
**Head Coach: Andy Reid**

9/12	L	20-27	Green Bay	69,144
9/19	W	35-32	at Detroit	56,688
9/26	W	28-3	at Jacksonville	63,256
10/3	L	12-17	Washington	69,144
10/10	W	27-24	at San Francisco	69,732
10/17	W	31-17	Atlanta	69,144
10/24	L	19-37	at Tennessee	69,143
11/7	W	26-24	Indianapolis	69,144
11/15	W	59-28	at Washington	84,912
11/21	W	27-17	NY Giants	69,144
11/28	L	26-31	at Chicago	62,147
12/2	W	34-24	Houston	69,144
12/12	W	30-27	at Dallas	85,673
12/19	W	38-31	at NY Giants	81,223
12/28	L	14-24	Minnesota	69,144
1/2	L	13-14	Dallas	69,144
<b>NFC WILD CARD</b>				
1/9	L	16-21	Green Bay	69,144

<u>Rushing</u>	<u>No.</u>	<u>Yds</u>	<u>Avg</u>	<u>Lg</u>	<u>TD</u>
L.McCoy	207	1080	5.2	62	7
M.Vick	100	676	6.8	35	9
J.Harrison	40	239	6.0	50t	1
D.Jackson	16	104	6.5	31t	1
K.Kolb	15	65	4.3	19	0
E.Buckley	21	67	3.2	13	0
J.Maclin	3	36	12.0	14	0
C.Hall	9	29	3.2	8	0
M.Bell	16	28	1.8	9	0
L.Weaver	1	0	0.0	0	0
<b>Team</b>	<b>428</b>	<b>2324</b>	<b>5.4</b>	<b>62</b>	<b>18</b>
<b>Opponents</b>	<b>423</b>	<b>1766</b>	<b>4.2</b>	<b>61</b>	<b>12</b>

<u>Receiving</u>	<u>No.</u>	<u>Yds</u>	<u>Avg</u>	<u>Lg</u>	<u>TD</u>
L.McCoy	78	592	7.6	40	2
J.Maclin	70	964	13.8	83t	10
J.Avant	51	573	11.2	34	1
D.Jackson	47	1056	22.5	91t	6
B.Celek	42	511	12.2	65t	4
O.Schmitt	19	136	7.2	18	1
C.Hall	11	115	10.5	48	1
C.Harbor	9	72	8.0	24	1
J.Harrison	8	43	5.4	15	0
R.Cooper	7	116	16.6	37	1
G.Mills	2	19	9.5	14	0
E.Buckley	1	10	10.0	10	0
M.Bell	1	5	5.0	5	0
T.Herremans	1	2	2.0	2t	1
M.McGlynn	1	1	1.0	1	0
<b>Team</b>	<b>348</b>	<b>4215</b>	<b>12.1</b>	<b>91t</b>	<b>28</b>
<b>Opponents</b>	<b>309</b>	<b>3761</b>	<b>12.2</b>	<b>80t</b>	<b>31</b>

<u>Punt Returns</u>	<u>Ret</u>	<u>FC</u>	<u>Yds</u>	<u>Avg</u>	<u>Lg</u>	<u>TD</u>
D.Jackson	20	8	231	11.6	65t	1
J.Calvin	12	4	125	10.4	44	0
C.Hall	3	2	31	10.3	14	0
J.Maclin	3	5	17	5.7	9	0
<b>Team</b>	<b>38</b>	<b>19</b>	<b>404</b>	<b>10.6</b>	<b>65t</b>	<b>1</b>
<b>Opponents</b>	<b>34</b>	<b>21</b>	<b>309</b>	<b>9.1</b>	<b>53</b>	<b>0</b>

<u>Kickoff Returns</u>	<u>No.</u>	<u>Yds</u>	<u>Avg</u>	<u>Lg</u>	<u>TD</u>
J.Calvin	32	692	21.6	41	0
E.Hobbs	16	345	21.6	46	0
C.Hall	4	65	16.3	21	0
G.Lawson	2	48	24.0	28	0
O.Schmitt	2	18	9.0	18	0
J.Maclin	1	22	22.0	22	0
E.Buckley	1	20	20.0	20	0
C.Harbor	1	19	19.0	19	0
D.Patterson	1	14	14.0	14	0
B.Celek	1	12	12.0	12	0
M.Bell	1	8	8.0	8	0
R.Cooper	0	9	--	9	0
<b>Team</b>	<b>62</b>	<b>1272</b>	<b>20.5</b>	<b>46</b>	<b>0</b>
<b>Opponents</b>	<b>69</b>	<b>1502</b>	<b>21.8</b>	<b>61</b>	<b>0</b>

**Fumbles Lost:** K.Kolb 3, M.Vick 3, A.Samuel 1, E.Buckley 1, D.Jackson 1, J.Maclin 1, L.McCoy 1, J.Calvin 1  
**Total: 12**  
**Opponent Fumble Recoveries:** Q.Mikell 3, D.Tapp 3, G.Lawson 1, J.Parker 1, A.Samuel 1, M.Patterson 1, E.Sims 1 **Total: 11**

<u>Scoring</u>	<u>TD</u>	<u>Ru</u>	<u>Pa</u>	<u>Rt</u>	<u>PAT</u>	<u>FG</u>	<u>2Pt</u>	<u>Pts</u>
D.Akers	0	0	0	0	47/47	32/38	0	143
J.Maclin	10	0	10	0			0	60
L.McCoy	9	7	2	0			0	54
M.Vick	9	9	0	0			0	54
D.Jackson	8	1	6	1			0	48
B.Celek	4	0	4	0			0	24
J.Avant	1	0	1	0			1	8
R.Cooper	1	0	1	0			0	6
C.Hall	1	0	1	0			0	6
C.Harbor	1	0	1	0			0	6
J.Harrison	1	1	0	0			0	6
T.Herremans	1	0	1	0			0	6
Q.Mikell	1	0	0	1			0	6
D.Patterson	1	0	0	1			0	6
O.Schmitt	1	0	1	0			0	6
<b>Team</b>	<b>49</b>	<b>18</b>	<b>28</b>	<b>3</b>	<b>47/47</b>	<b>32/38</b>	<b>1</b>	<b>439</b>
<b>Opponents</b>	<b>46</b>	<b>12</b>	<b>31</b>	<b>3</b>	<b>45/45</b>	<b>18/21</b>	<b>1</b>	<b>377</b>

**2-Pt. Conversions:** Eagles 1/2, Opponents 1/1

<u>Field Goals</u>	<u>1-19</u>	<u>20-29</u>	<u>30-39</u>	<u>40-49</u>	<u>50+</u>
D.Akers	0/0	12/12	10/12	9/11	1/3
<b>Team</b>	<b>0/0</b>	<b>12/12</b>	<b>10/12</b>	<b>9/11</b>	<b>1/3</b>
<b>Opponents</b>	<b>0/0</b>	<b>5/5</b>	<b>4/4</b>	<b>5/7</b>	<b>4/5</b>

**Akers:** (45G, 24G) (None) (None) (49G, 23G) (33G, 53N, 45G) (37N, 47N, 37N, 30G) (25G, 46G, 46G, 28G) (22G, 21G, 31G, 44G) (48G) (38G, 24G, 42B, 28G, 30G) (45G, 36G, 22G, 36) (36G, 22G) (39G, 50G, 28G) (34G) (54N) (43G, 22G)  
**Opps:** (49G, 56G) (49G) (51G) (26G) (50G, 40N) (41N, 26G) (41G, 38G, 33G) (37G) (None) (24G) (23G) (48G) (50G, 43G) (25G) (30G) (52N)

<u>Punting</u>	<u>No</u>	<u>Yds</u>	<u>Avg</u>	<u>Net</u>	<u>TB</u>	<u>In</u>	<u>Lg</u>	<u>B</u>
S.Rocca	73	3195	43.8	39.0	2	28	63	0
<b>Team</b>	<b>73</b>	<b>3195</b>	<b>43.8</b>	<b>39.0</b>	<b>2</b>	<b>28</b>	<b>63</b>	<b>0</b>
<b>Opps.</b>	<b>82</b>	<b>3599</b>	<b>43.9</b>	<b>37.0</b>	<b>8</b>	<b>17</b>	<b>68</b>	<b>0</b>

<u>INTs</u>	<u>No.</u>	<u>Yds</u>	<u>Avg</u>	<u>Lg</u>	<u>TD</u>
A.Samuel	7	70	10.0	33	0
D.Patterson	4	40	10.0	40t	1
N.Allen	3	27	9.0	16	0
Q.Mikell	3	0	0.0	0	0
J.Hanson	1	17	17.0	17	0
T.Lawas	1	13	13.0	13	0
T.Lindley	1	8	8.0	8	0
K.Coleman	1	7	7.0	7	0
S.Bradley	1	0	0.0	0	0
E.Hobbs	1	0	0.0	0	0
<b>Team</b>	<b>23</b>	<b>182</b>	<b>7.9</b>	<b>40t</b>	<b>1</b>
<b>Opponents</b>	<b>13</b>	<b>169</b>	<b>13.0</b>	<b>41t</b>	<b>1</b>

**Sacks:** T.Cole 10.0, J.Parker 6.0, T.Laws 4.0, B.Graham 3.0, D.Tapp 3.0, N.Allen 2.0, M.Patterson 2.0, A.Dixon 2.0, E.Sims 2.0, M.Fokou 1.0, D.Te'o-Nesheim 1.0, Q.Mikell 1.0, S.Bradley 1.0, D.Patterson 1.0 **Team: 39.0**  
**Opponents: 50.0**

<u>USUAL STARTERS</u>			
WR	Jeremy Maclin	LDT	Mike Patterson
LT	Jason Peters	RDT	Antonio Dixon
LG	Todd Herremans	RDE	Trent Cole
C	Mike McGlynn	WILL	Ernie Sims
RG	Max Jean-Gilles (10)	MLB	Stewart Bradley
	Nick Cole (6)	SAM	Moise Fokou
RT	Winston Justice	LCB	Asante Samuel
TE	Brent Celek	RCB	Dimitri Patterson (9)
WR	DeSean Jackson		Ellis Hobbs (7)
QB	Michael Vick	SS	Quintin Mikell
RB	LeSean McCoy	FS	Nate Allen
FB	Owen Schmitt		
LDE	Juqua Parker		

**TEAM STATS**

	<u>EAGLES</u>	<u>OPP</u>
<b>Total First Downs</b>	<b>322</b>	<b>309</b>
Rushing	116	91
Passing	189	185
Penalty	17	33
<b>3rd Down: Made/Att</b>	<b>85/214</b>	<b>80/209</b>
3rd Down Pct.	39.7%	38.3%
<b>4th Down: Made/Att</b>	<b>9/13</b>	<b>5/12</b>
4th Down Pct.	69.2%	41.7%
<b>Possession Avg.</b>	<b>31:15</b>	<b>28:45</b>
<b>Total Net Yards</b>	<b>6230</b>	<b>5235</b>
Avg. Per Game	389.4	327.2
Total Plays	1038	998
Avg. Per Play	6.0	5.2
<b>Net Yards Rushing</b>	<b>2324</b>	<b>1766</b>
Avg. Per Game	145.3	110.4
Total Rushes	428	423
<b>Net Yards Passing</b>	<b>3906</b>	<b>3469</b>
Avg. Per Game	244.1	216.8
Sacked/Yards Lost	49/309	39/292
Gross Yards	4215	3761
Attempts/Completions	561/348	536/309
Completion Pct.	62.0%	57.6%
Had Intercepted	13	23
<b>Punts/Average</b>	<b>73/43.8</b>	<b>82/43.9</b>
<b>Net Punting Avg.</b>	<b>39.0</b>	<b>37.0</b>
<b>Penalties/Yards</b>	<b>129/1101</b>	<b>87/724</b>
<b>Fumbles/Ball Lost</b>	<b>33/12</b>	<b>18/11</b>
<b>Touchdowns</b>	<b>49</b>	<b>46</b>
Rushing	18	12
Passing	28	31
Returns	3	3

**Score By Periods**

	<u>Q1</u>	<u>Q2</u>	<u>Q3</u>	<u>Q4</u>	<u>OT</u>	<u>Pts</u>
Team	110	123	68	138	0	439
Opponents	59	128	78	112	0	377

**Passing**

	<u>Att</u>	<u>Cmp</u>	<u>Yds</u>	<u>Cmp%</u>	<u>Yds/Att</u>	<u>TD</u>	<u>TD%</u>	<u>Int</u>	<u>Int%</u>	<u>Lg</u>	<u>Sk/Lost</u>	<u>Rat</u>
M.Vick	372	233	3018	62.6%	8.1	21	5.6%	6	1.6%	91t	34/210	100.2
K.Kolb	189	115	1197	60.8%	6.3	7	3.7%	7	3.7%	83t	15/99	76.1
<b>Team</b>	<b>561</b>	<b>348</b>	<b>4215</b>	<b>62.0%</b>	<b>7.5</b>	<b>28</b>	<b>5.0%</b>	<b>13</b>	<b>2.3%</b>	<b>91t</b>	<b>49/309</b>	<b>92.1</b>
<b>Opponents</b>	<b>536</b>	<b>309</b>	<b>3761</b>	<b>57.6%</b>	<b>7.0</b>	<b>31</b>	<b>5.8%</b>	<b>23</b>	<b>4.3%</b>	<b>80t</b>	<b>39/292</b>	<b>80.8</b>

# 2011 EAGLES STATISTICS



**Record: 8-8 2nd in NFC East**  
**Head Coach: Andy Reid**

9/11	W	31-13	at St. Louis	56,722
9/18	L	31-35	at Atlanta	69,608
9/25	L	16-29	New York Giants	69,144
10/2	L	23-24	San Francisco	69,144
10/9	L	24-31	at Buffalo	69,803
10/16	W	20-13	at Washington	80,447
10/30	W	34-7	Dallas	69,144
11/7	L	24-30	Chicago	69,144
11/13	L	17-21	Arizona	69,144
11/20	W	17-10	at New York Giants	79,743
11/27	L	20-38	New England	69,144
12/1	L	14-31	at Seattle	67,039
12/11	W	26-10	at Miami	67,823
12/18	W	45-19	New York Jets	69,144
12/24	W	20-7	at Dallas	84,834
1/1	W	34-10	Washington	69,144

Rushing	No.	Yds	Avg	Lg	TD
L.McCoy	273	1309	4.8	60	17
M.Vick	76	589	7.8	53	1
R.Brown	42	136	3.2	15	1
D.Lewis	23	102	4.4	20	1
V.Young	18	79	4.4	13	0
D.Jackson	7	41	5.9	18	0
C. Hall	3	13	4.3	7	0
O.Schmitt	4	6	1.5	4	0
J.Maclin	1	1	1.0	1	0
M.Kafka	3	0	0.0	2	0
<b>Team</b>	<b>450</b>	<b>2276</b>	<b>5.1</b>	<b>60</b>	<b>20</b>
<b>Opponents</b>	<b>414</b>	<b>1801</b>	<b>4.4</b>	<b>61</b>	<b>11</b>

Receiving	No.	Yds	Avg	Lg	TD
J.Maclin	63	859	13.6	59	5
B.Celek	62	811	13.1	73	5
D.Jackson	58	961	16.6	62t	4
J.Avant	52	679	13.1	35	1
L.McCoy	48	315	6.6	26	3
R.Cooper	16	315	19.7	58	1
C.Harbor	13	163	12.5	27	1
S.Smith	11	124	11.3	20	1
O.Schmitt	3	32	10.7	13	0
C.Hall	3	20	6.7	16	1
D.Lewis	1	-3	-3.0	-3	0
<b>Team</b>	<b>330</b>	<b>4276</b>	<b>13.0</b>	<b>73</b>	<b>22</b>
<b>Opponents</b>	<b>301</b>	<b>3713</b>	<b>12.3</b>	<b>74t</b>	<b>27</b>

Punt Returns	Ret	FC	Yds	Avg	Lg	TD
D.Jackson	17	12	114	6.7	51	0
C.Hall	7	12	76	10.9	30	0
J.Maclin	4	3	29	7.3	11	0
S.Smith	1	1	0	0.0	0	0
C.Marsh	1	0	-5	-5.0	-5	0
D.Rodgers-Cromartie	0	0	-2	--	-2	0
<b>Team</b>	<b>30</b>	<b>28</b>	<b>212</b>	<b>7.1</b>	<b>51</b>	<b>0</b>
<b>Opponents</b>	<b>31</b>	<b>16</b>	<b>176</b>	<b>5.7</b>	<b>25</b>	<b>0</b>

Kickoff Returns	No.	Yds	Avg	Lg	TD
D.Lewis	31	669	21.6	33	0
D.Rodgers-Cromartie	2	52	26.0	29	0
C.Hall	2	43	21.5	24	0
R.Brown	2	28	14.0	25	0
R.Cooper	1	16	16.0	16	0
D.Jackson	1	7	7.0	7	0
<b>Team</b>	<b>39</b>	<b>815</b>	<b>20.9</b>	<b>33</b>	<b>0</b>
<b>Opponents</b>	<b>51</b>	<b>1178</b>	<b>23.1</b>	<b>51</b>	<b>0</b>

INTs	No.	Yds	Avg	Lg	TD
K.Coleman	4	60	15.0	35	0
A.Samuel	3	53	17.7	20t	1
J.Chaney	3	25	8.3	14	0
N.Asomugha	3	10	3.3	6	0
N.Allen	2	44	22.0	31	0
<b>Team</b>	<b>15</b>	<b>192</b>	<b>12.8</b>	<b>35</b>	<b>1</b>
<b>Opponents</b>	<b>25</b>	<b>368</b>	<b>14.7</b>	<b>77t</b>	<b>2</b>

Punting	No	Yds	Avg	Net	TB	In	Lg	B
C.Henry	66	2830	42.9	36.9	9	19	60	1
<b>Team</b>	<b>67</b>	<b>2830</b>	<b>42.2</b>	<b>36.9</b>	<b>9</b>	<b>19</b>	<b>60</b>	<b>1</b>
<b>Opps</b>	<b>85</b>	<b>3673</b>	<b>43.2</b>	<b>39.3</b>	<b>6</b>	<b>29</b>	<b>68</b>	<b>0</b>

Score By Periods	Q1	Q2	Q3	Q4	OT	Pts
Team	76	165	74	81	0	396
Opponents	63	90	64	111	0	328

Scoring	TD	Ru	Pa	Rt	PAT	FG	2Pt	Pts
L.McCoy	20	17	3	0				0 120
A.Henery	0	0	0	0	46/46	24/27		0 118
B.Celek	5	0	5	0				0 30
J.Maclin	5	0	5	0				0 30
D.Jackson	4	0	4	0				0 24
J.Parker	2	0	0	2				0 12
J.Avant	1	0	1	0				0 6
R.Brown	1	1	0	0				0 6
R.Cooper	1	0	1	0				0 6
C.Hall	1	0	1	0				0 6
C.Harbor	1	0	1	0				0 6
D.Lewis	1	1	0	0				0 6
B.Rolle	1	0	0	1				0 6
A.Samuel	1	0	0	1				0 6
S.Smith	1	0	1	0				0 6
M.Vick	1	1	0	0				0 6
P.Hunt (safety)	0	0	0	0				0 2
<b>Team</b>	<b>46</b>	<b>20</b>	<b>22</b>	<b>4</b>	<b>46/46</b>	<b>24/27</b>	<b>0</b>	<b>396</b>
<b>Opponents</b>	<b>40</b>	<b>11</b>	<b>27</b>	<b>2</b>	<b>38/38</b>	<b>16/24</b>	<b>1</b>	<b>328</b>

2-Pt. Conversions: Eagles 0/0, Opponents 1/2

Field Goals	1-19	20-29	30-39	40-49	50+
A.Henery	0/0	10/10	9/11	4/4	1/2
<b>Team</b>	<b>0/0</b>	<b>10/10</b>	<b>9/11</b>	<b>4/4</b>	<b>1/2</b>
<b>Opponents</b>	<b>0/0</b>	<b>7/7</b>	<b>3/6</b>	<b>4/8</b>	<b>2/3</b>

**Henery:** [34G] [22G, 63N] [21G, 38G, 21G] [32G, 32G, 33G, 39N, 33N] [35G] [28G, 24G] [23G, 26G] [47G] [33G] [43G, 22G] [None] [40G] [28G] [35G, 20G]  
**Opps:** [49G, 47N, 23G] [None] [None] [44N, 37G, 45B] [25G] [50G, 26G] [None] [51G, 38G, 22G] [48G] [39N, 45G] [49G] [55N, 22G] [39G, 28G] [36B, 27G]

**Sacks:** J.Babin 18.0, T.Cole 11.0, C.Jenkins 5.5, M.Patterson 2.5, D.Tapp 2.5, D.Landri 2.0, P.Hunt 2.0, J.Parker 1.5, J.Chaney 1.0, C.Matthews 1.0, D.Rodgers-Cromartie 1.0, B.Rolle 1.0, T.Laws 1.0 **Team: 50.0, Opponents: 32.0**

**Fumbles Lost:** M.Vick 3, C.Marsh 2, J.Avant 2, D.Jackson 1, J.Maclin 1, L.McCoy 1, D.Lewis 1, R.Brown 1 **Total: 12**  
**Opponent Fumble Recoveries:** J.Parker 2, M.Patterson 2, D.Landri 1, B.Rolle 1, J.Hanson 1, C.Jenkins 1, A.Samuel 1 **Total: 9**

USUAL STARTERS		
WR	Jeremy Maclin	LDE Jason Babin
LT	Jason Peters	LDT Mike Patterson
LG	Evan Mathis	RDT Cullen Jenkins
C	Jason Kelce	RDE Trent Cole
RG	Danny Watkins	WILL Brian Rolle
RT	Todd Herremans	MLB Jamar Chaney
TE	Brent Celek	SAM Akeem Jordan
WR	DeSean Jackson	LCB Asante Samuel
QB	Michael Vick	RCB Nnamdi Asomugha
RB	LeSean McCoy	SS Kurt Coleman
FB	Owen Schmitt	FS Nate Allen

Passing	Att	Cmp	Yds	Cmp%	Yds/Att	TD	TD%	Int	Int%	Lg	Sk/Lost	Rat
M.Vick	423	253	3303	59.8%	7.8	18	4.3%	14	3.3%	73	23/126	84.9
V.Young	114	66	866	57.9%	7.6	4	3.5%	9	7.9%	58	8/34	60.8
M.Kafka	16	11	107	68.8%	6.7	0	0.0%	2	12.5%	43	1/6	47.7
C.Henry	1	0	0	0.0%	0.0	0	0.0%	0	0.0%	0	0/0	39.6
<b>Team</b>	<b>554</b>	<b>330</b>	<b>4276</b>	<b>59.6%</b>	<b>7.7</b>	<b>22</b>	<b>4.0%</b>	<b>25</b>	<b>4.5%</b>	<b>73</b>	<b>32/166</b>	<b>78.3</b>
<b>Opponents</b>	<b>518</b>	<b>301</b>	<b>3713</b>	<b>58.1%</b>	<b>7.2</b>	<b>27</b>	<b>5.2%</b>	<b>15</b>	<b>2.9%</b>	<b>74t</b>	<b>50/316</b>	<b>85.7</b>

# 2012 EAGLES STATISTICS



**Record: 4-12, 4th in NFC East**  
**Head Coach: Andy Reid**

Date	Result	Opponent	Score
9/9	W	at Cleveland	68,693
9/16	W	Baltimore	69,144
9/23	L	at Arizona	60,436
9/30	W	New York Giants	69,144
10/7	L	at Pittsburgh	64,737
10/14	L	Detroit (OT)	69,144
10/28	L	Atlanta	69,144
11/5	L	at New Orleans	73,099
11/11	L	Dallas	69,144
11/18	L	at Washington	79,327
11/26	L	Carolina	69,144
12/2	L	at Dallas	81,851
12/9	W	at Tampa Bay	69,941
12/13	L	Cincinnati	69,144
12/23	L	Washington	69,144
12/30	L	at New York Giants	80,657

TEAM STATS	EAGLES	OPP
<b>Total First Downs</b>	<b>332</b>	<b>317</b>
Rushing	111	108
Passing	190	178
Penalty	31	31
<b>3rd Down: Made/Att</b>	<b>83/222</b>	<b>83/203</b>
3rd Down Pct.	37.4%	40.9%
<b>4th Down: Made/Att</b>	<b>14/24</b>	<b>2/10</b>
4th Down Pct.	58.3%	20.0%
<b>Possession Avg.</b>	<b>29:36</b>	<b>30:24</b>
<b>Total Net Yards</b>	<b>5665</b>	<b>5491</b>
Avg. Per Game	354.1	343.2
Total Plays	1079	994
Avg. Per Play	5.3	5.5
<b>Net Yards Rushing</b>	<b>1874</b>	<b>2021</b>
Avg. Per Game	117.1	126.3
Total Rushes	413	479
<b>Net Yards Passing</b>	<b>3791</b>	<b>3470</b>
Avg. Per Game	236.9	216.9
Sacked/Yards Lost	48/284	30/198
Gross Yards	4075	3668
Attempts/Completions	618/367	485/292
Completion Pct.	59.4%	60.2%
Had Intercepted	15	8
<b>Punts/Average</b>	<b>72/46.3</b>	<b>78/43.7</b>
<b>Net Punting Avg.</b>	<b>36.4</b>	<b>37.2</b>
<b>Penalties/Yards</b>	<b>98/813</b>	<b>118/996</b>
<b>Fumbles/Ball Lost</b>	<b>37/22</b>	<b>21/5</b>
<b>Touchdowns</b>	<b>29</b>	<b>52</b>
Rushing	10	11
Passing	18	33
Returns	1	8

Passing	Att	Cmp	Yds	Cmp%	Yds/Att	TD	TD%	Int	Int%	Lg	Sk/Lost	Rat
M.Vick	351	204	2362	58.1%	6.7	12	3.4%	10	2.8%	77t	28/153	78.1
N.Foles	265	161	1699	60.8%	6.4	6	2.3%	5	1.9%	46	20/131	79.1
T.Edwards	2	2	14	100.0%	7.0	0	0.0%	0	0.0%	8	0/0	95.8
<b>Team</b>	<b>618</b>	<b>367</b>	<b>4075</b>	<b>59.4%</b>	<b>6.6</b>	<b>18</b>	<b>2.9%</b>	<b>15</b>	<b>2.4%</b>	<b>77t</b>	<b>48/284</b>	<b>78.6</b>
<b>Opponents</b>	<b>485</b>	<b>292</b>	<b>3668</b>	<b>60.2%</b>	<b>7.6</b>	<b>33</b>	<b>6.8%</b>	<b>8</b>	<b>1.6%</b>	<b>63t</b>	<b>30/198</b>	<b>99.6</b>

Rushing	No.	Yds	Avg	Lg	TD
L.McCoy	200	840	4.2	34	2
B.Brown	115	564	4.9	65t	4
M.Vick	62	332	5.4	20	1
D.Lewis	13	69	5.3	17t	1
N.Foles	11	42	3.8	14	1
S.Havili	6	22	3.7	8	1
D.Johnson	3	12	4.0	7	0
D.Jackson	3	-7	-2.3	5	0
<b>Team</b>	<b>413</b>	<b>1874</b>	<b>4.5</b>	<b>65t</b>	<b>10</b>
<b>Opponents</b>	<b>479</b>	<b>2021</b>	<b>4.2</b>	<b>43</b>	<b>11</b>

Receiving	No.	Yds	Avg	Lg	TD
J.Maclin	69	857	12.4	70t	7
B.Celek	57	684	12.0	34	1
L.McCoy	54	373	6.9	36	3
J.Avant	53	648	12.2	39	0
D.Jackson	45	700	15.6	77t	2
C.Harbor	25	186	7.4	19	2
R.Cooper	23	248	10.8	23	3
D.Johnson	19	256	13.5	32	0
B.Brown	13	56	4.3	11	0
S.Havili	7	43	6.1	9	0
D.Lewis	2	24	12.0	28	0
<b>Team</b>	<b>367</b>	<b>4075</b>	<b>11.1</b>	<b>77t</b>	<b>18</b>
<b>Opponents</b>	<b>292</b>	<b>3668</b>	<b>12.6</b>	<b>63t</b>	<b>33</b>

INTs	No.	Yds	Avg	Lg	TD
D.Rodgers-Cromartie	3	14	4.7	14	0
K.Coleman	2	13	6.5	7	0
C.Anderson	1	4	4.0	4	0
N.Asomugha	1	0	0.0	0	0
D.Ryans	1	0	0.0	0	0
<b>Team</b>	<b>8</b>	<b>31</b>	<b>3.9</b>	<b>14</b>	<b>0</b>
<b>Opponents</b>	<b>15</b>	<b>391</b>	<b>26.1</b>	<b>99t</b>	<b>3</b>

Punt Returns	Ret	FC	Yds	Avg	Lg	TD
D.Johnson	26	23	291	11.2	98t	1
M.Gilyard	2	3	15	7.5	11	0
B.Boykin	1	0	7	7.0	7	0
D.Jackson	1	0	-3	-3.0	-3	0
<b>Team</b>	<b>30</b>	<b>26</b>	<b>310</b>	<b>10.3</b>	<b>98t</b>	<b>1</b>
<b>Opponents</b>	<b>40</b>	<b>15</b>	<b>542</b>	<b>13.6</b>	<b>78t</b>	<b>1</b>

Kickoff Returns	No.	Yds	Avg	Lg	TD
B.Boykin	45	1037	23.0	44	0
B.Brown	8	156	19.5	25	0
S.Havili	2	18	9.0	18	0
D.Lewis	1	33	33.0	33	0
R.Cooper	1	14	14.0	14	0
A.Jordan	1	1	1.0	1	0
C.Thornton	1	0	0.0	0	0
C.Polk	1	0	0.0	0	0
<b>Team</b>	<b>60</b>	<b>1259</b>	<b>21.0</b>	<b>44</b>	<b>0</b>
<b>Opponents</b>	<b>41</b>	<b>1012</b>	<b>24.7</b>	<b>53</b>	<b>0</b>

Punting	No	Yds	Avg	Net	TB	In	Lg	B
M.McBriar	55	2560	46.5	36.5	7	13	66	1
C.Henry	16	776	48.5	38.3	0	2	62	1
<b>Team</b>	<b>71</b>	<b>3336</b>	<b>46.3</b>	<b>36.9</b>	<b>7</b>	<b>15</b>	<b>66</b>	<b>1</b>
<b>Opps</b>	<b>77</b>	<b>3410</b>	<b>43.7</b>	<b>37.7</b>	<b>8</b>	<b>22</b>	<b>66</b>	<b>1</b>

Score By Periods	Q1	Q2	Q3	Q4	OT	Pts
Team	31	92	78	79	0	280
Opponents	106	111	83	141	3	444

Scoring	TD	Ru	Pa	Rt	PAT	FG	2Pt	Pts
A.Henery	0	0	0	0	25/26	27/31	0	106
J.Maclin	7	0	7	0			0	42
L.McCoy	5	2	3	0			0	30
B.Brown	4	4	0	0			0	24
R.Cooper	3	0	3	0			0	18
D.Jackson	2	0	2	0			0	12
C.Harbor	2	0	2	0			0	12
B.Celek	1	0	1	0			0	6
N.Foles	1	1	0	0			0	6
S.Havili	1	1	0	0			0	6
D.Johnson	1	0	0	1			0	6
D.Lewis	1	1	0	0			0	6
M.Vick	1	1	0	0			0	6
<b>Team</b>	<b>29</b>	<b>10</b>	<b>18</b>	<b>1</b>	<b>25/26</b>	<b>27/31</b>	<b>0</b>	<b>280</b>
<b>Opponents</b>	<b>52</b>	<b>11</b>	<b>33</b>	<b>8</b>	<b>51/52</b>	<b>27/29</b>	<b>0</b>	<b>444</b>

**2-Pt. Conversions:** Eagles 0/3, Opponents 0/0

Field Goals	1-19	20-29	30-39	40-49	50+
A.Henery	0/0	8/9	8/9	11/12	0/1
<b>Eagles</b>	<b>0/0</b>	<b>8/9</b>	<b>8/9</b>	<b>11/12</b>	<b>0/1</b>
<b>Opponents</b>	<b>1/1</b>	<b>8/8</b>	<b>7/7</b>	<b>9/9</b>	<b>2/4</b>

**Henery:** [42G, 45N] [23G] [36G, 40G] [20G, 48G, 35G, 26G] [None] [26G, 32G, 49G] [33G] [22G, 37G] [40G] [41G, 42G] [36G, 41G, 45G] [43G, 43G] [28G, 58N, 31N] [22G, 20G] [38G, 30G] [28N]

**Opps:** [43G, 42G, 22G] [56G, 51G, 48G] [47G, 27G] [25G, 54N] [20G, 34G, 34G] [46G, 34G, 19G, 45G] [43G, 29G, 30G] [52N] [30G] [25G] [23G] [39G] [None] [24G, 32G] [45G, 42G] [None]

**Sacks:** B.Graham 5.5, F.Cox 5.5, J.Babin 5.5, C.Jenkins 4.0, T.Cole 3.0, M.Patterson 1.0, D.Ryans 1.0, B.Boykin 1.0, P.Hunt 1.0, C.Thornton 1.0, M.Kendricks 1.0, D.Tapp 0.5

**Team: 30.0, Opponents: 48.0**

**Fumbles Lost:** M.Vick 5, L.McCoy 3, B.Brown 3, N.Foles 3, D.Johnson 2, C.Harbor 1, C.Thornton 1, B.Boykin 1, B.Celek 1, D.Reynolds 1, J.Maclin 1 **Total: 22**

**Opponent Fumble Recoveries:** C.Jenkins 1, T.Cole 1, D.Tapp 1, B.Hughes 1, B.Graham 1 **Total: 5**

USUAL STARTERS			
WR	Jeremy Maclin	LDE	Jason Babin (11)
LT	King Dunlap		Brandon Graham (5)
LG	Evan Mathis	LDT	Cullen Jenkins
C	Dallas Reynolds	RDT	Fletcher Cox (9)
RG	Jake Scott (7)		Derek Landri (7)
	Danny Watkins (6)	RDE	Trent Cole
RT	Todd Herremans (8)	WILL	Akeem Jordan (7)
	Dennis Kelly (7)		Mychal Kendricks (3)
TE	Brent Celek	MLB	DeMeco Ryans
WR	DeSean Jackson	SAM	Mychal Kendricks (11)
QB	Michael Vick (10)		Jamar Chaney (3)
	Nick Foles (6)	LCB	D.Rodgers-Cromartie
RB	LeSean McCoy	RCB	Nnamdi Asomugha
FB	Stanley Havili	SS	Nate Allen
		FS	Kurt Coleman



# 2013 EAGLES STATISTICS



**Record: 10-6, 1st in NFC East**  
**Head Coach: Chip Kelly**

9/9	W	33-27	at Washington	82,743
9/15	L	30-33	San Diego	69,144
9/19	L	16-26	Kansas City	69,144
9/29	L	20-52	at Denver	77,002
10/6	W	36-21	at NY Giants	80,738
10/13	W	31-20	at Tampa Bay	62,505
10/20	L	3-17	Dallas	69,144
10/27	L	7-15	NY Giants	69,144
11/3	W	49-20	at Oakland	51,751
11/10	W	27-13	at Green Bay	78,011
11/17	W	24-16	Washington	69,144
12/1	W	24-21	Arizona	69,144
12/8	W	34-20	Detroit	69,144
12/15	L	30-48	at Minnesota	64,087
12/22	W	54-11	Chicago	69,144
12/29	W	24-22	at Dallas	91,166
<b>NFC WILD CARD</b>				
1/4	L	24-26	New Orleans	69,144

Rushing	No.	Yds	Avg	Lg	TD
L.McCoy	314	1607	5.1	57t	9
B.Brown	75	314	4.2	65t	2
M.Vick	36	306	8.5	61	2
N.Foles	57	221	3.9	21	3
C.Polk	11	98	8.9	38t	3
R.Cooper	0	18	--	18	0
D.Jackson	3	2	0.7	8	0
B.Smith	2	2	1.0	2	0
Z.Ertz	0	0	--	0	0
M.Barkley	2	-2	-1.0	-1	0

Receiving	No.	Yds	Avg	Lg	TD
D.Jackson	82	1332	16.2	61t	9
L.McCoy	52	539	10.4	70	2
R.Cooper	47	835	17.8	63t	8
J.Avant	38	447	11.8	31	2
Z.Ertz	36	469	13.0	38	4
B.Celek	32	502	15.7	42	6
B.Brown	8	84	10.5	35	0
J.Maehl	4	67	16.8	37	1
C.Polk	4	61	15.3	34	0
J.Casey	3	31	10.3	12	0
B.Smith	2	27	13.5	14	0
D.Johnson	2	14	7.0	8	0
M.Vick	0	-2	--	-2	0

Team	No.	Yds	Avg	Lg	TD
Team	310	4406	14.2	70	32
Opponents	408	4907	12.0	66	25

INTs	No.	Yds	Avg	Lg	TD
B.Boykin	6	136	22.7	76	1
M.Kendricks	3	25	8.3	18	0
C.Williams	3	16	5.3	15	0
D.Ryans	2	46	23.0	36	0
B.Fletcher	2	30	15.0	25	0
N.Allen	1	43	43.0	43	0
E.Wolff	1	0	0.0	0	0
C.Barwin	1	-2	-2.0	-2	0

Team	No.	Yds	Avg	Lg	TD
Team	19	294	15.5	76	1
Opponents	9	128	14.2	38t	1

Kickoff Returns	No.	Yds	Avg	Lg	TD
D.Johnson	17	441	25.9	33	0
B.Boykin	9	205	22.8	41	0
B.Smith	4	106	26.5	47	0
B.Graham	2	14	7.0	14	0
D.Jackson	1	10	10.0	10	0
J.Casey	1	10	10.0	10	0
C.Polk	1	8	8.0	8	0
Z.Ertz	1	0	0.0	0	0
R.Cooper	1	-4	-4.0	-4	0

Team	Ret	FC	Yds	Avg	Lg	TD
Team	37	790	21.4	47	0	0
Opponents	52	1229	23.6	105t	2	0

Score By Periods	Q1	Q2	Q3	Q4	OT	Pts
Team	89	121	110	122	0	442
Opponents	60	97	100	125	0	382

Scoring	TD	Ru	Pa	Rt	PAT	FG	2Pt	Pts
A.Henery	0	0	0	0	45/45	23/28	0	114
L.McCoy	11	9	2	0			0	66
D.Jackson	9	0	9	0			0	54
R.Cooper	8	0	8	0			2	52
B.Celek	6	0	6	0			0	36
Z.Ertz	4	0	4	0			0	24
N.Foles	3	3	0	0			0	18
C.Polk	3	3	0	0			0	18
B.Brown	2	2	0	0			1	14
J.Avant	2	0	2	0			0	12
M.Vick	2	2	0	0			0	12
B.Boykin	1	0	0	1			0	6
N.Goode	1	0	0	1			0	6
J.Maehl	1	0	1	0			0	6
T.Cole (safety)	0	0	0	0			0	2
C.Thornton (safety)	0	0	0	0			0	2

Team	TD	Ru	Pa	Rt	PAT	FG	2Pt	Pts
Team	53	19	32	2	45/45	23/28	3	442
Opponents	43	12	25	6	35/36	27/32	4	382

**2-Pt. Conversions:** Eagles 3/8, Opponents 4/7

Field Goals	1-19	20-29	30-39	40-49	50+
A.Henery	0/0	8/8	7/8	7/10	1/2
Eagles	0/0	8/8	7/8	7/10	1/2
Opponents	0/0	5/5	11/11	8/10	3/6

**Henery:** [48G] [25G, 46N, 48G, 32G] [29G, 48N] [35G, 25G, 46N] [40G, 27G, 29G, 36G, 41G] [24G] [60N, 31G] [None] [None] [39N, 25G, 41G] [24G] [32G] [None] [35G, 51G, 33G] [49G] [47G]

**Opps:** [40N] [49G, 44G, 33G, 46G] [33G, 51N, 31G, 34G, 38G] [53G] [None] [38G, 27G] [38G] [40G, 44G, 33G, 46G, 27G] [24G, 53G] [53N, 42N, 26G, 35G] [None] [None] [None] [55N, 21G, 38G] [50G] [[44G, 43G, 36G]

**Sacks:** T.Cole 8.0, C.Barwin 5.0, V.Curry 4.0, D.Ryans 4.0, M.Kendricks 4.0, B.Graham 3.0, F.Cox 3.0, B.Logan 2.0, N.Allen 1.0, C.Williams 1.0, C.Thornton 1.0, N.Goode 1.0

**Team:** 37.0, Opponents: 45.0

**Fumbles Lost:** M.Vick 2, N.Foles 2, M.Barkley 1, J.Avant 1, B.Celek 1, L.McCoy 1, J.Kelce 1, D.Johnson 1 **Total: 10**  
**Opponent Fumble Recoveries:** M.Kendricks 4, N.Goode 1, F.Cox 1, B.Logan 1, C.Williams 1, P.Chung 1, C.Barwin 1, B.Fletcher 1, C.Matthews 1 **Total: 12**

TEAM STATS	EAGLES	OPP
<b>Total First Downs</b>	<b>355</b>	<b>368</b>
Rushing	133	100
Passing	197	239
Penalty	25	29
<b>3rd Down: Made/Att</b>	<b>83/213</b>	<b>93/231</b>
3rd Down Pct.	39.0%	40.3%
<b>4th Down: Made/Att</b>	<b>7/14</b>	<b>8/20</b>
4th Down Pct.	50.0%	40.0%
<b>Possession Avg.</b>	<b>26:24</b>	<b>33:36</b>
<b>Total Net Yards</b>	<b>6676</b>	<b>6304</b>
Avg. Per Game	417.3	394.0
Total Plays	1054	1150
Avg. Per Play	6.3	5.5
<b>Net Yards Rushing</b>	<b>2566</b>	<b>1668</b>
Avg. Per Game	160.4	104.3
Total Rushes	500	443
<b>Net Yards Passing</b>	<b>4110</b>	<b>4636</b>
Avg. Per Game	256.9	289.8
Sacked/Yards Lost	46/296	37/271
Gross Yards	4406	4907
Attempts/Completions	508/310	670/408
Completion Pct.	61.0%	60.9%
Had Intercepted	9	19
<b>Punts/Average</b>	<b>83/44.3</b>	<b>74/42.5</b>
<b>Net Punting Avg.</b>	<b>40.0</b>	<b>39.4</b>
<b>Penalties/Yards</b>	<b>95/846</b>	<b>106/855</b>
<b>Fumbles/Ball Lost</b>	<b>19/10</b>	<b>29/12</b>
<b>Touchdowns</b>	<b>53</b>	<b>43</b>
Rushing	19	12
Passing	32	25
Returns	2	6

Passing	Att	Cmp	Yds	Cmp%	Yds/Att	TD	TD%	Int	Int%	Lg	Sk/Lost	Rat
N.Foles	317	203	2891	64.0%	9.1	27	8.5%	2	0.6%	63t	28/173	119.2
M.Vick	141	77	1215	54.6%	8.6	5	3.5%	3	2.1%	70	15/99	86.4
M.Barkley	49	30	300	61.2%	6.1	0	0.0%	4	8.2%	26	3/24	44.6
B.Smith	1	0	0	0.0%	0.0	0	0.0%	0	0.0%	0	0/0	39.6
<b>Team</b>	<b>508</b>	<b>310</b>	<b>4406</b>	<b>61.0%</b>	<b>8.7</b>	<b>32</b>	<b>6.3%</b>	<b>9</b>	<b>1.8%</b>	<b>70</b>	<b>46/296</b>	<b>102.7</b>
<b>Opponents</b>	<b>670</b>	<b>408</b>	<b>4907</b>	<b>60.9%</b>	<b>7.3</b>	<b>25</b>	<b>3.7%</b>	<b>19</b>	<b>2.8%</b>	<b>66</b>	<b>37/271</b>	<b>84.0</b>

## USUAL STARTERS

WR	Riley Cooper	LDE	Cedric Thornton
LT	Jason Peters	NT	Bennie Logan (8)
LG	Evan Mathis		Isaac Sopoaga (7)
C	Jason Kelce	RDE	Fletcher Cox
RG	Todd Herremans	LOLB	Connor Barwin
RT	Lane Johnson	ILB	DeMeco Ryans
TE	Brent Celek	ILB	Mychal Kendricks
WR	DeSean Jackson	ROLB	Trent Cole
QB	Nick Foles (10)	LCB	Bradley Fletcher
	Michael Vick (6)	RCB	Cary Williams
RB	LeSean McCoy	SS	Nate Allen
WR	Jason Avant	FS	Patrick Chung (10)
			Earl Wolff (6)

# 2014 EAGLES STATISTICS



**Record: 10-6, 2nd in NFC East**  
**Head Coach: Chip Kelly**

9/7	W	34-17	Jacksonville	69,596
9/15	W	30-27	at Indianapolis	64,871
9/21	W	37-34	Washington	69,596
9/28	L	21-26	at San Francisco	70,799
10/5	W	34-28	St. Louis	69,596
10/12	W	27-0	New York Giants	69,596
10/26	L	20-24	at Arizona	61,789
11/2	W	31-21	at Houston	71,780
11/10	W	45-21	Carolina	69,596
11/16	L	20-53	at Green Bay	78,270
11/23	W	43-24	Tennessee	69,596
11/27	W	33-10	at Dallas	91,379
12/7	L	14-24	Seattle	69,596
12/14	L	27-38	Dallas	69,596
12/20	L	24-27	at Washington	78,897
12/28	W	34-26	at New York Giants	79,150

Rushing					
	No.	Yds	Avg	Lg	TD
L.McCoy	312	1319	4.2	53	5
D.Sproles	57	329	5.8	49t	6
C.Polk	46	172	3.7	22	4
M.Sanchez	34	87	2.6	15	1
N.Foles	16	68	4.3	14	0
T.Burton	5	10	2.0	4	0
J.Huff	1	7	7.0	7	0
M.Barkley	3	0	0.0	0	0
<b>Team</b>	<b>474</b>	<b>1992</b>	<b>4.2</b>	<b>53</b>	<b>16</b>
<b>Opponents</b>	<b>473</b>	<b>1771</b>	<b>3.7</b>	<b>37</b>	<b>14</b>

Receiving					
	No.	Yds	Avg	Lg	TD
J.Maclin	85	1318	15.5	72	10
J.Matthews	67	872	13.0	44t	8
Z.Ertz	58	702	12.1	35t	3
R.Cooper	55	577	10.5	50	3
D.Sproles	40	387	9.7	57	0
B.Celek	32	340	10.6	37	1
L.McCoy	28	155	5.5	18	0
J.Huff	8	98	12.3	44	0
J.Maehl	5	46	9.2	15	0
J.Casey	3	59	19.7	26t	2
C.Polk	2	16	8.0	15	0
B.Smith	1	11	11.0	11	0
<b>Team</b>	<b>384</b>	<b>4581</b>	<b>11.9</b>	<b>72</b>	<b>27</b>
<b>Opponents</b>	<b>345</b>	<b>4595</b>	<b>13.3</b>	<b>81t</b>	<b>30</b>

INTs					
	No.	Yds	Avg	Lg	TD
N.Allen	4	45	11.3	40	0
M.Jenkins	3	67	22.3	53t	1
C.Williams	2	-1	-0.5	0	0
B.Fletcher	1	34	34.0	34t	1
D.Ryans	1	0	0.0	0	0
B.Boykin	1	0	0.0	0	0
<b>Team</b>	<b>12</b>	<b>145</b>	<b>12.1</b>	<b>53t</b>	<b>2</b>
<b>Opponents</b>	<b>21</b>	<b>257</b>	<b>12.2</b>	<b>52t</b>	<b>2</b>

**Sacks:** C.Barwin 14.5, V.Curry 9.0, T.Cole 6.5, B.Graham 5.5, M.Kendricks 4.0, F.Cox 4.0, C.Matthews 1.5, B.Bair 1.5, N.Allen 1.0, C.Thornton 1.0, B.Allen 0.5  
**Team: 49.0, Opponents: 32.0**

**Fumbles Lost:** M.Sanchez 3, L.McCoy 3, N.Foles 3, Z.Ertz 1, J.Huff 1, R.Cooper 1, D.Sproles 1, D.Ryans 1, B.Celek 1 **Total: 15**

**Opponent Fumble Recoveries:** N.Allen 3, C.Thornton 3, F.Cox 3, Z.Ertz 1, V.Curry 1, N.Carroll II 1, C.Matthews 1, D.Ryans 1, M.Jenkins 1, B.Fletcher 1 **Total: 16**

Punt Returns						
	Ret	FC	Yds	Avg	Lg	TD
D.Sproles	39	16	506	13.0	82t	2
J.Maclin	2	4	25	12.5	18	0
R.Cooper	0	1	0	0	0	0
<b>Team</b>	<b>41</b>	<b>21</b>	<b>531</b>	<b>13.0</b>	<b>82t</b>	<b>2</b>
<b>Opponents</b>	<b>29</b>	<b>22</b>	<b>238</b>	<b>8.2</b>	<b>75t</b>	<b>1</b>

Scoring						TD	Ru	Pa	Rt	PAT	FG	2Pt	Pts
C.Parkey	0	0	0	0	54/54	32/36	0	150					
J.Maclin	10	0	10	0			0	60					
D.Sproles	8	6	0	2			0	48					
J.Matthews	8	0	8	0			0	48					
L.McCoy	5	5	0	0			0	30					
C.Polk	5	4	0	1			0	30					
R.Cooper	3	0	3	0			0	18					
Z.Ertz	3	0	3	0			0	18					
J.Casey	2	0	2	0			0	12					
C.Maragos	1	0	0	1			0	6					
B.Fletcher	1	0	0	1			0	6					
B.Smith	1	0	0	1			0	6					
B.Celek	1	0	1	0			0	6					
M.Sanchez	1	1	0	0			0	6					
M.Jenkins	1	0	0	1			0	6					
T.Burton	1	0	0	1			0	6					
J.Huff	1	0	0	1			0	6					
C.Thornton	1	0	0	1			0	6					
F.Cox	1	0	0	1			0	6					
<b>Team</b>	<b>54</b>	<b>16</b>	<b>27</b>	<b>11</b>	<b>54/54</b>	<b>32/36</b>	<b>0</b>	<b>474</b>					
<b>Opponents</b>	<b>48</b>	<b>14</b>	<b>30</b>	<b>4</b>	<b>46/47</b>	<b>22/27</b>	<b>0</b>	<b>400</b>					

**2-Pt. Conversions:** Eagles 0/0, Opponents 0/1

Score By Periods						Q1	Q2	Q3	Q4	OT	Pts
Team	130	117	128	99	0	474					
Opponents	103	110	84	103	0	400					

Field Goals						1-19	20-29	30-39	40-49	50+	Pts
C.Parkey	0/0	10/10	14/16	4/6	4/4						
<b>Team</b>	<b>0/0</b>	<b>10/10</b>	<b>14/16</b>	<b>4/6</b>	<b>4/4</b>						
<b>Opponents</b>	<b>0/0</b>	<b>9/9</b>	<b>4/7</b>	<b>7/7</b>	<b>2/4</b>						

**Parkey:** [51G, 28G, 31G, 38N, 23G, 36G, 38G, 33G, 51G, 26G, 27G, 31G, 45G, 54G, 20G, 45G, 39G, 33G, 33G, 36G, 26G, 49N, 35G, 30G, 50G, 31G, 22G, 26G, 25G, 47G, 43G, 34N, 46N, 22G, 32G, 39G]

**Opps:** [49G, 50N, 36B, 46G, 27G, 49G, 44G, 33N, 29G, 51G, 46G, 31G, 28G, 39N, 27G, 33G, 50N, 20G, 28G, 44G, 49G, 25G, 26G, 38G, 20G, 36G, 53G]

Punting						No	Yds	Avg	Net	TB	In	Lg	B
D.Jones	76	3331	43.8	38.9	7	34	68	0					
<b>Team</b>	<b>76</b>	<b>3331</b>	<b>43.8</b>	<b>38.9</b>	<b>7</b>	<b>34</b>	<b>68</b>	<b>0</b>					
<b>Opponents</b>	<b>91</b>	<b>3984</b>	<b>43.8</b>	<b>36.6</b>	<b>6</b>	<b>27</b>	<b>71</b>	<b>4</b>					

Kickoff Returns						No.	Yds	Avg	Lg	TD
J.Huff	14	415	29.6	107t	1					
C.Polk	11	340	30.9	102t	1					
J.Casey	3	38	12.7	16	0					
N.Carroll	2	45	22.5	24	0					
B.Smith	1	21	21.0	21	0					
D.Sproles	1	15	15.0	15	0					
<b>Team</b>	<b>32</b>	<b>874</b>	<b>27.3</b>	<b>107t</b>	<b>2</b>					
<b>Opponents</b>	<b>52</b>	<b>1183</b>	<b>22.8</b>	<b>44</b>	<b>0</b>					

USUAL STARTERS			
WR	Riley Cooper	LDE	Cedric Thornton
LT	Jason Peters	NT	Bennie Logan
LG	Evan Mathis (9)	RDE	Fletcher Cox
	Matt Tobin (5)	LOLB	Connor Barwin
C	Jason Kelce (12)	ILB	DeMeco Ryans (8)
	David Molk (4)		Casey Matthews (8)
RG	Todd Herremans (7)	ILB	Mychal Kendricks (11)
	Andrew Gardner (6)		Casey Matthews (3)
RT	Lane Johnson	ROLB	Trent Cole
TE	Brent Celek	LCB	Bradley Fletcher
WR	Jeremy Maclin	RCB	Cary Williams
QB	Nick Foles (8)	SS	Nate Allen
	Mark Sanchez (8)	FS	Malcolm Jenkins
RB	LeSean McCoy		
WR	Jordan Matthews (10)		

Passing												
	Att	Cmp	Yds	Cmp%	Yds/Att	TD	TD%	Int	Int%	Lg	Sk/Lost	Rat
M.Sanchez	309	198	2418	64.1%	7.8	14	4.5%	11	3.6%	72	23/151	88.4
N.Foles	311	186	2163	59.8%	7.0	13	4.2%	10	3.2%	68t	9/74	81.4
M.Barkley	1	0	0	0.0%	0.0	0	0.0%	0	0.0%	0	0/0	39.6
<b>Team</b>	<b>621</b>	<b>384</b>	<b>4581</b>	<b>61.8%</b>	<b>7.4</b>	<b>27</b>	<b>4.3%</b>	<b>21</b>	<b>3.4%</b>	<b>72</b>	<b>32/225</b>	<b>84.8</b>
<b>Opponents</b>	<b>591</b>	<b>345</b>	<b>4595</b>	<b>58.4%</b>	<b>7.8</b>	<b>30</b>	<b>5.1%</b>	<b>12</b>	<b>2.0%</b>	<b>81t</b>	<b>49/357</b>	<b>91.6</b>



# 2016 REGULAR SEASON STATISTICS



<b>Record: 7-9</b>					
<b>Head Coach: Doug Pederson</b>					
9/11	W	29-10	Cleveland	69,596	
9/19	W	29-14	at Chicago	62,268	
9/25	W	34-3	Pittsburgh	69,596	
10/9	L	23-24	at Detroit	58,047	
10/16	L	20-27	at Washington	78,934	
10/23	W	21-10	Minnesota	69,596	
10/30	L	23-29	at Dallas (OT)	93,103	
11/06	L	23-28	at N.Y. Giants	80,309	
11/13	W	24-15	Atlanta	69,596	
11/20	L	15-26	at Seattle	69,190	
11/28	L	13-27	Green Bay	69,596	
12/4	L	14-32	at Cincinnati	55,456	
12/11	L	22-27	Washington	69,596	
12/18	L	26-27	at Baltimore	71,223	
12/22	W	24-19	N.Y. Giants	69,596	
1/1	W	27-13	Dallas	69,596	

TEAM STATS	EAGLES	OPP
<b>Total First Downs</b>	<b>333</b>	<b>300</b>
Rushing	114	89
Passing	192	177
Penalty	27	34
3rd Down: Made/Att	85/224	82/205
3rd Down Pct.	37.9%	40.0%
4th Down: Made/Att	13/27	8/18
4th Down Pct.	48.1%	44.4%
<b>Possession Avg.</b>	<b>32:16</b>	<b>27:44</b>
<b>Total Net Yards</b>	<b>5398</b>	<b>5484</b>
Avg. Per Game	337.4	342.8
Total Plays	1080	978
Avg. Per Play	5.0	5.6
<b>Net Yards Rushing</b>	<b>1813</b>	<b>1652</b>
Avg. Per Game	113.3	103.3
Total Rushes	438	391
<b>Net Yards Passing</b>	<b>3585</b>	<b>3832</b>
Avg. Per Game	224.1	239.5
Sacked/Yards Lost	33/213	34/207
Gross Yards	3798	4039
Attempts/Completions	609/380	553/333
Completion Pct.	62.4%	60.2%
Had Intercepted	14	16
<b>Punts/Average</b>	<b>63/45.8</b>	<b>62/46.3</b>
<b>Net Punting Avg.</b>	<b>40.7</b>	<b>41.1</b>
<b>Penalties/Yards</b>	<b>113/945</b>	<b>99/837</b>
<b>Fumbles/Ball Lost</b>	<b>24/6</b>	<b>24/10</b>
<b>Touchdowns</b>	<b>37</b>	<b>36</b>
Rushing	16	10
Passing	16	25
Returns	5	1

Score By Period	Q1	Q2	Q3	Q4	OT	Pts.
<b>Team</b>	56	119	94	98	0	367
<b>Opponents</b>	78	120	59	68	6	331

Rushing	No.	Yds	Avg.	Lg.	TD
R.Mathews	155	661	4.3	30	8
D.Sproles	94	438	4.7	25t	2
W.Smallwood	77	312	4.1	19	1
C.Wentz	46	150	3.3	17	2
K.Barner	27	129	4.8	19	2
B.Marshall	19	64	3.4	12	0
T.Watson	9	28	3.1	8	1
N.Agholor	5	14	2.8	5	0
J.Huff	3	10	3.3	10	0
B.Treggs	2	7	3.5	4	0
D.Jones	1	0	0.0	0	0
<b>Team</b>	<b>438</b>	<b>1813</b>	<b>4.1</b>	<b>30</b>	<b>16</b>
<b>Opponents</b>	<b>391</b>	<b>1652</b>	<b>4.2</b>	<b>72t</b>	<b>10</b>

Receiving	No.	Yds	Avg.	Lg.	TD
Z.Ertz	78	816	10.5	30	4
J.Mathews	73	804	11.0	54	3
D.Sproles	52	427	8.2	73t	2
T.Burton	37	327	8.8	32	1
D.Green-Beckham	36	392	10.9	26	2
N.Agholor	36	365	10.1	40t	2
B.Celek	14	155	11.1	24	0
R.Mathews	13	115	8.8	27	1
J.Huff	13	72	5.5	14	1
P.Turner	9	126	14.0	41	0
W.Smallwood	6	55	9.2	18	0
K.Barner	5	42	8.4	15	0
B.Treggs	3	80	26.7	58	0
B.Marshall	3	10	3.3	7	0
C.Wentz	1	7	7.0	7	0
T.Watson	1	5	5.0	5	0
<b>Team</b>	<b>380</b>	<b>3798</b>	<b>10.0</b>	<b>73t</b>	<b>16</b>
<b>Opponents</b>	<b>333</b>	<b>4039</b>	<b>12.1</b>	<b>80t</b>	<b>25</b>

Interceptions	No.	Yds	Avg.	Lg.	TD
J.Hicks	5	41	8.2	34	0
M.Jenkins	3	98	32.7	64t	2
R.McLeod	3	5	1.7	5	0
L.McKelvin	2	29	14.5	29t	1
N.Bradham	1	28	28.0	28	0
T.Brooks	1	6	6.0	6	0
N.Carroll	1	0	0.0	0	0
<b>Team</b>	<b>16</b>	<b>207</b>	<b>12.9</b>	<b>64t</b>	<b>3</b>
<b>Opponents</b>	<b>14</b>	<b>126</b>	<b>9.0</b>	<b>47</b>	<b>0</b>

**Sacks**  
 F. Cox 6.5, B. Graham 5.5, C. Barwin 5.0, V. Curry 2.5, B. Logan 2.5, M. Smith 2.5, N. Bradham 2.0, D. Vaeso 2.0, J.Hicks 1.0, M. Jenkins 1.0, R. McLeod 1.0, S. Means 1.0, Team Sacks 1.0, B. Allen 0.5, **Team: 34, Opponents: 33**

**Fumbles**  
**Lost: C. Wentz 3, R. Mathews 2, W. Smallwood 1, Total: 6**  
**Opp. Recoveries: B. Allen 1, N. Bradham 1, R. Brooks 1, T. Burton 1, F. Cox 1, B. Graham 1, J. Hicks 1, M. Jenkins 1, M. Kendricks 1, B. Logan 1, Total: 10**

Passing	Att.	Cmp.	Yds.	Cmp.%	Yds./Att.	TD	TD%	Int.	Int.%	Lg	Sack	Lost	Rat.
C.Wentz	607	379	3782	62.4%	6.2	16	2.6%	14	2.3%	73t	33	213	79.3
C.Daniel	1	1	16	100.0%	16.0	0	0.0%	0	0.0%	16	0	0	118.8
J.Huff	1	0	0	0.0%	0.0	0	0.0%	0	0.0%	0	0	0	39.6
<b>Team</b>	<b>609</b>	<b>380</b>	<b>3798</b>	<b>62.4%</b>	<b>6.2</b>	<b>16</b>	<b>2.6%</b>	<b>14</b>	<b>2.3%</b>	<b>73t</b>	<b>33</b>	<b>213</b>	<b>79.2</b>
<b>Opponents</b>	<b>553</b>	<b>333</b>	<b>4039</b>	<b>60.2%</b>	<b>7.3</b>	<b>25</b>	<b>4.5%</b>	<b>16</b>	<b>2.9%</b>	<b>80t</b>	<b>34</b>	<b>207</b>	<b>85.7</b>

Scoring	TD	Ru.	Rec.	Ret.	PAT	FG	2pt.	Saf.	Pts.
C.Sturgis	0	0	0	0	30/31	35/41	0	0	135
R.Mathews	9	8	1	0	--	--	2	0	58
Z.Ertz	4	0	4	0	--	--	0	0	24
D.Sproles	4	2	2	0	--	--	0	0	24
J.Mathews	3	0	3	0	--	--	0	0	18
N.Agholor	2	0	2	0	--	--	1	0	14
C.Wentz	2	2	0	0	--	--	1	0	14
K.Barner	2	2	0	0	--	--	0	0	12
D.Green-Beckham	2	0	2	0	--	--	0	0	12
J.Huff	2	0	1	1	--	--	0	0	12
M.Jenkins	2	0	0	2	--	--	0	0	12
W.Smallwood	2	1	0	1	--	--	0	0	12
T.Burton	1	0	1	0	--	--	0	0	6
L.McKelvin	1	0	0	1	--	--	0	0	6
T.Watson	1	1	0	0	--	--	0	0	6
<b>Team</b>	<b>37</b>	<b>16</b>	<b>16</b>	<b>5</b>	<b>30/31</b>	<b>35/41</b>	<b>4</b>	<b>1</b>	<b>367</b>
<b>Opponents</b>	<b>36</b>	<b>10</b>	<b>25</b>	<b>1</b>	<b>31/34</b>	<b>28/33</b>	<b>0</b>	<b>0</b>	<b>331</b>

**2-Pt. Conversions: Team 4/6, Opponents: 0/1**

**Field Goals (Game-by-Game)**  
**Sturgis:** [46WR, 22G, 38G] [25G, 29G, 53G] [29G, 38G] [50G, 33G, 49G] [38G, 28G] [35G, 21G] [30G, 55G, 34G] [34G, 40B, 26G, 38G] [44WR, 29G, 55SH, 25G, 48G] [] [48G, 50G] [51RU] [45G, 36G, 41G] [45G, 34G, 27G, 29G] [41G] [22G, 49WL, 33G]  
**Opps:** [35G] [31LU] [36B, 40G] [29G] [32G, 50G] [48G] [38G, 23G, 49G] [] [38G, 43G, 53WR, 46G] [21G, 35G, 44WR] [33G, 32G] [32G, 33G, 26G, 38G] [38LU] [53G, 47G] [35G, 35G, 29G, 41G] [49G, 23G]

Field Goals	1-19	20-29	30-39	40-49	50+
C.Sturgis	0/0	12/12	12/12	7/11	4/6
<b>Team</b>	<b>0/0</b>	<b>12/12</b>	<b>12/12</b>	<b>7/11</b>	<b>4/6</b>
<b>Opponents</b>	<b>0/0</b>	<b>6/6</b>	<b>12/15</b>	<b>8/9</b>	<b>2/3</b>

Punting	No.	Yds.	Avg.	Net	TB	In20	Lg.	Blk.
D.Jones	63	2888	45.8	40.7	6	21	72	0
<b>Team</b>	<b>63</b>	<b>2888</b>	<b>45.8</b>	<b>40.7</b>	<b>6</b>	<b>21</b>	<b>72</b>	<b>0</b>
<b>Opponents</b>	<b>62</b>	<b>2873</b>	<b>46.3</b>	<b>41.1</b>	<b>4</b>	<b>18</b>	<b>66</b>	<b>1</b>

Punt Returns	Ret.	FC	Yds.	Avg.	Lg.	TD
D.Sproles	17	13	224	13.2	66	0
K.Barner	2	0	22	11.0	22	0
<b>Team</b>	<b>19</b>	<b>13</b>	<b>246</b>	<b>12.9</b>	<b>66</b>	<b>0</b>
<b>Opponents</b>	<b>25</b>	<b>15</b>	<b>202</b>	<b>8.1</b>	<b>65t</b>	<b>1</b>

Kick Returns	No.	Yds.	Avg.	Lg.	TD
K.Barner	9	277	30.8	61	0
W.Smallwood	9	261	29.0	86t	1
J.Huff	7	252	36.0	98t	1
N.Agholor	5	92	18.4	27	0
B.Marshall	2	36	18.0	23	0
D.Sproles	1	19	19.0	19	0
P.Turner	1	11	11.0	11	0
Z.Ertz	1	8	8.0	8	0
<b>Team</b>	<b>35</b>	<b>956</b>	<b>27.3</b>	<b>98t</b>	<b>2</b>
<b>Opponents</b>	<b>38</b>	<b>712</b>	<b>18.7</b>	<b>34</b>	<b>0</b>

# ALL-TIME ROSTER



A	POS	COLLEGE	JERSEY	GMS	YEARS
Abercrombie, Walter	RB	Baylor	32	5	1988
Abiamiri, Victor	DE	Notre Dame	78, 95	29	2007-11
Absher, Dick	LB	Maryland	53	8	1972
Acho, Emmanuel	LB	Texas	51	20	2013-15
Adams, Gary	DB	Arkansas	6	0	1969
Adams, Jamar	S	Michigan	45	1	2010
Adams, Keith	LB	Clemson	57	57	2002-05
Adams, Theo	G	Hawaii	61	0	1995
Agajanian, Ben	G	New Mexico	89	7	1945
<b>Agholor, Nelson</b>	<b>WR</b>	<b>USC</b>	<b>17, 13</b>	<b>28</b>	<b>2015-*</b>
Ajirotutu, Seyi	WR	Fresno State	16	13	2015
Akers, David	K	Louisville	2	188	1999-2010
Alexander, David	C	Tulsa	72	114	1987-94
Alexander, Kermit	DB	UCLA	39	21	1972-73
<b>Allen, Beau</b>	<b>DT</b>	<b>Wisconsin</b>	<b>94</b>	<b>48</b>	<b>2014-*</b>
Allen, Chuck	LB	Washington	54	12	1972
Allen, Eric	CB	Arizona State	21	111	1988-94
Allen, Ian	T	Purdue	79	4	2004
Allen, Jackie	DB	Baylor	21	1	1972
Allen, Kevin	T	Indiana	72	16	1985
Allen, Nate	S	South Florida	29	74	2010-2014
Allert, Ty	LB	Texas	58	24	1987-89
Allison, Henry	G	San Diego State	65	20	1971-72
Alonso, Kiko	LB	Oregon	50	11	2015
Amerson, Glen	B	Texas Tech	46	14	1961
Amundson, George	RB	Iowa State	38	6	1975
Anderson, Colt	S	Montana	30	48	2010-13
Anderson, Gary	K	Syracuse	1	32	1995-96
Andrews, Josh	G	Oregon State	68	16	2015-16
Andrews, Leroy	B	Pittsburg State	NA	0	1934
Andrews, Shawn	T/G	Arkansas	73	50	2004-09
Andrews, Stacy	G/T	Mississippi	76	10	2009
Angelo, Jim†	G	Indiana (PA)	69	1	1987
Antwine, Houston	DT	Southern Illinois	75	14	1972
Archer, Dave	QB	Iowa State	18	0	1991-92
Armour, Justin	WR	Stanford	86	1	1997
Armstrong, Calvin	T	Washington State	76	0	2005
Armstrong, Harvey	DT	Southern Methodist	96	40	1982-84
Armstrong, Neill	E	Oklahoma A&M	80	54	1947-51
Arnold, Jay	B	Texas	34	40	1937-40
Arrington, Rick	QB	Tulsa	11	17	1970-73
Aschbacher, Darrel	G	Oregon	50	11	1959
Asher, Jamie	TE	Louisville	84	0	1999
Asomugha, Nnamdi	CB	California	24	32	2011-12
Atkins, Steve	FB	Maryland	38	1	1981
Auer, Howard	T	Michigan	24	2	1933
Auer, Jim†	DE	Georgia	97	1	1987
Austin, Miles	WR	Monmouth	19	11	2015
Autry, Darnell	RB	Northwestern	26, 24	11	1998, 2000
Avant, Jason	WR	Michigan	81	116	2006-13
Ayers, Marvin†	DE	Grambling	96	2	1987

B	POS	COLLEGE	JERSEY	GMS	YEARS
Babin, Jason	DE	Western Michigan	94, 93	39	2009, 2011-12
Bahr, Matt	K	Penn State	11	11	1993
Bailey, David	DE	Oklahoma State	93	13	1990
Bailey, Eric†	TE	Kansas State	87	3	1987
Bailey, Howard	T	Tennessee	20	1	1935
Bailey, Tom	B	Florida State	31	50	1971-74
Bailey, Victor	WR	Missouri	82	32	1993-94
Bair, Brandon	DE	Oregon	93	21	2014-15

Baisi, Albert	G	West Virginia	63	2	1947
Baker, Jason	P	Iowa	6	2	2002
Baker, John	E	North Carolina Central	78	7	1962
Baker, Keith	WR	Texas Southern	80	8	1985
Baker, Ron	G	Oklahoma State	63	123	1980-88
Baker, Sam	K	Oregon State	38	82	1964-69
Baker, Tony	B	Iowa State	38	18	1971-72
Baldinger, Brian	G	Duke	62	24	1992-93
Ballman, Gary	E	Michigan State	85	66	1967-72
Banas, Stephen	B	Notre Dame	NA	2	1935
Banducci, Bruno	G	Stanford	63	19	1944-45
Banta, Jack	B	Southern California	33	18	1941, 1944-45
Barber, Shawn	LB	Richmond	56	29	2002, 06
Barbre, Allen	G/T	Missouri Southern St.	76	44	2013-16
Barker, Bryan	P	Santa Clara	4	11	1994
Barkley, Matt	QB	Southern California	2	4	2013-14
Barlow, Corey	CB	Auburn	24	10	1992-94
Barner, Kenjon	RB	Oregon	34	23	2015-16
Barnes, Antwan	DE	Florida International	51	2	2010
Barnes, Bill	B	Wake Forest	33	60	1957-61
Barnes, Larry	FB	Tennessee State	38	23	1978-79
Barnes, Walter	G	LSU	74	47	1948-51
Barnett, Fred	WR	Arkansas State	86	81	1990-95
Barnhardt, Dan	B	Centenary	NA	1	1934
Barni, Roy	B	San Francisco	33	14	1954-55
Barnum, Len	B	West Virginia Wesleyan	13	21	1940-42
Barr, Stephen	WR	Pennsylvania	83	0	1965
Bartholomew, Sam	B	Tennessee	27	9	1941
Bartlett, Doug	LB	Northern Illinois	95	10	1988
Bartley, Ephesians	LB	Florida	50	6	1992
Bartrum, Mike	TE/LS	Marshall	88	107	2000-06
Barwin, Connor	LB/DE	Cincinnati	98	64	2013-16
Basca, Nick	B	Villanova	47	11	1941
Baskett, Hank	WR	New Mexico	84	50	2006-2010
Bassi, Dick	G	Santa Clara	35	11	1940
Bassman, Herman	B	Ursinus	19, 29, 24	8	1936
Battaglia, Matt†	LB	Louisville	52	3	1987
Baughan, Maxie	LB	Georgia Tech	55	80	1960-65
Bauman, Alfred	T	Northwestern	73	2	1947
Bausch, Frank	C	Kansas	55	4	1940-41
Bavaro, Mark	TE	Notre Dame	84	28	1993-94
Bawel, Bibbles	B	Evansville	20, 81	36	1952, 1955-56
Baze, Winford	B	Texas Tech	26, 37	10	1937
Beach, Pat	TE	Washington State	83	16	1992
Beals, Shawn	WR/KR	Idaho State	81	13	1988
Beaver, Jim	G	Florida	65	1	1962
Beckles, Ian	G	Indiana	62	25	1997-98
Bednarik, Chuck	C/LB	Pennsylvania	60	169	1949-62
Beisler, Randy	DE	Indiana	64, 80	36	1966-68
Bell, Demetress	T	Northwestern State	77	9	2012
Bell, Eddie	B	Pennsylvania	81	48	1955-58
Bell, Joique	RB	Wayne State	24	3	2010
Bell, Mike	RB	Arizona	26	5	2010
Bell, Todd	LB	Ohio State	49, 52	20	1988-89
Bellamy, Mike	WR	Illinois	81	6	1990
Bellamy, Victor†	CB	Syracuse	39	3	1987
Bendross, Jesse†	WR	Alabama	85	3	1987
Benn, Arrelious	WR	Illinois	17	0	2013
Benson, Harry	G	Western Maryland	30, 39	6	1935
Berger, Mitch	P	Colorado	17	5	1994
Bergey, Bill	LB	Arkansas State	66	91	1974-80
Berry, Dan	B	California	19	0	1967

# ALL-TIME ROSTER



Berzinski, Willie	B	Wisconsin-LaCrosse	33	4	1956
Betterson, James	RB	North Carolina	34	23	1977-78
Bielski, Dick	B	Maryland	36	60	1955-59
Bieniemy, Eric	RB	Colorado	33	16	1999
Biggers, E.J.	CB	Western Michigan	38	16	2015
Binotto, John	B	Duquesne	30	2	1942
Bishop, Blaine	SS	Ball State	24	12	2002
Bjorklund, Robert	C	Minnesota	50	7	1941
Black, Michael	T/G	Sacramento State	77	1	1986
Blackmore, Richard	CB	Mississippi State	27	57	1979-82
Blaine, Ed	G	Missouri	64	56	1963-66
Blake, Jeff	QB	East Carolina	11	3	2004
Bleamer, Jeff	T	Penn State	67	24	1975-76
Bleeker, Mel	B	Southern California	49	17	1944-46
Bloom, Jeremy	WR	Colorado	11	0	2006
Blue, Luther	WR	Iowa State	80	3	1980
Blye, Ron	RB	Notre Dame	33	14	1969
Boatswain, Harry	G/T	New Haven	69	13	1995, 1997
Boedeker, William	B	DePaul	21	10	1950
Bogren, Vince	E	New Mexico	73	0	1944
Bolden, Gary†	DT	SW Oklahoma State	65	2	1987
Boniol, Chris	K	Louisiana Tech	18	32	1997-98
Booker, Lorenzo	RB	Florida State	25	10	2008
Booty, John	DB	TCU	42	29	1991-92
Boryla, Mike	QB	Stanford	10	22	1974-76
Bostic, James	RB	Auburn	27	11	1998-99
Bostic, Jason	CB	Georgia Tech	32	17	1999-2000
Bouggess, Lee	B	Louisville	46	32	1970-73
Bouie, Kevin	RB	Mississippi State	35, 33	0	1995-96
Bova, Tony	E	St. Francis	85	10	1943
Bowman, Kevin†	WR	San Jose State	83	3	1987
Boykin, Brandon	CB	Georgia	22	48	2012-14
Boykin, Deral	S	Louisville	25	10	1996
Bradford, Sam	QB	Oklahoma	7	14	2015
<b>Bradham, Nigel</b>	<b>LB</b>	<b>Florida State</b>	<b>53</b>	<b>16</b>	<b>2016-*</b>
Bradley, Bill	FS	Texas	28	110	1969-76
Bradley, Carlos†	LB	Wake Forest	59	3	1987
Bradley, Harold	G	Iowa	65	12	1958
Bradley, Stewart	LB	Nebraska	55	44	2007-10
Brady, Rickey	TE	Oklahoma	87	0	1995
Braman, Bryan	LB	West Texas A&M	56	48	2014-16
Bredice, John	E	Boston University	89	12	1956
Brennan, Leo	T	Holy Cross	70	11	1942
Brewer, Jack	S	Minnesota	42	6	2005
Brewer, John	B	Louisville	36	18	1952-53
Brian, William	T	Gonzaga	31	20	1935-36
Bridges, Jeremy	T/G	Southern Mississippi	74	0	2003
Brister, Bubby	QB	Northeast Louisiana	6	17	1993-94
Britt, Rankin	E	Texas A&M	18	1	1939
Brodnicki, Chuck	T	Temple	30	0	1934
Brooks, Barrett	T	Kansas State	76	64	1995-98
<b>Brooks, Brandon</b>	<b>G</b>	<b>Miami (OH)</b>	<b>79</b>	<b>14</b>	<b>2016-*</b>
Brooks, Clifford	DB	Tennessee State	23	15	1975-76
Brooks, Ron	CB	LSU	33	6	2016
Brooks, Terrence	S	Florida State	29	11	2016
Brooks, Tony	RB	Notre Dame	39	5	1992-93
Brookshier, Tom	B	Colorado	45, 40	76	1953, 1956-61
Broughton, Luther	TE	Furman	49, 86, 88, 84	31	1997, 1999-00
Brown, Aaron	LB	Ohio State	90	7	1985
Brown, Bob	T	Nebraska	76	64	1964-68
Brown, Bryce	RB	Kansas State	34	31	2012-13
Brown, Cedrick	CB	Washington	23	12	1987

Brown, David†	LB	Miami (OH)	56	1	1987
Brown, Deauntae	CB	Central State (OH)	35	1	1997
Brown, Fred	LB	Miami (FL)	55, 87	26	1967-69
Brown, Greg	DE	Kansas State	98	89	1981-86
Brown, Jerome	DT	Miami (FL)	99	76	1987-91
Brown, Na	WR	North Carolina	85	42	1999-2001
Brown, Reggie	WR	Georgia	86	72	2005-09
Brown, Reggie†	RB	Oregon	24	3	1987
Brown, Ronnie	RB	Auburn	34	16	2011
Brown, Sheldon	CB	South Carolina	39, 24	128	2002-09
Brown, Thomas	DE	Baylor	97	16	1980
Brown, Tim	B	Ball State	22	96	1960-67
Brown, Willie	FL	Southern California	23	7	1966
Brumm, Don	DE	Purdue	80	16	1970-71
Brunski, Andrew	C	Temple	62	0	1943
Brutley, Daryon	CB	Northern Iowa	31	1	2003
Bryant, Bill	CB	Grambling	25	3	1978
Brzezinski, Doug	G	Boston College	74	64	1999-2002
Buckhalter, Correll	RB	Nebraska	28	74	2001-08
Buckley, Eldra	RB	Tennessee-Chattanooga	34	32	2009-10
Budd, Frank	E	Villanova	20	13	1962
Bukant, Joe	B	Washington-St. Louis	36	33	1938-40
Bulaich, Norm	RB	TCU	36	25	1973-74
Bull, Ron	B	Baylor	47	13	1971
Bunkley, Brodrick	DT	Florida State	78, 97	76	2006-10
Bunting, John	LB	North Carolina	95	132	1972-82
Burgess, Derrick	LB/DE	Mississippi	59, 56, 73	30	2001-04, 2010
Burk, Adrian	B	Baylor	10	70	1951-56
Burke, Mark	DB	West Virginia	29	1	1976
Burks, Dialleo	WR	Eastern Kentucky	42, 89, 86	0	1996
Burnette, Tom	B	North Carolina	19	8	1938
Burnham, Lem	DE	U.S. International	67	45	1977-80
Burnine, Hank	E	Missouri	84	14	1956-57
Burroughs, Don	B	Colorado State	45	64	1960-64
<b>Burton, Trey</b>	<b>TE</b>	<b>Florida</b>	<b>47, 88</b>	<b>46</b>	<b>2014-*</b>
Bushby, Thomas	B	Kansas State	45	2	1935
Buss, Art	T	Michigan State	45, 12	23	1936-37
Butler, Bob	G	Kentucky	53	3	1962
Butler, John	B	Tennessee	27	17	1943, 1945
Byars, Keith	RB	Ohio State	42, 41	105	1986-92
Byrne, Bill	G	Boston College	66	12	1963

C	POS	COLLEGE	JERSEY	GMS	YEARS
Cabrelli, Larry	E	Colgate	84	61	1941-47
Caesar, Ivan	LB	Boston College	53	0	1993
Caffey, Lee Roy	LB	Texas A&M	52	14	1963
Cagle, Jim	DT	Georgia	78	14	1974
Cahill, Dave	DT	Northern Arizona	58	14	1966
Caldwell, Mike	LB	Middle Tennessee State	56	62	1998-2001
Calhoun, Don	RB	Kansas State	30	1	1982
Calicchio, Lonny	K	Mississippi	17	2	1997
Calloway, Ernie	DT	Texas Southern	57, 77	47	1969-72
Calvin, Jorrick	CB	Troy	38	12	2010
Campbell, Glenn	E	Emporia State	29	1	1935
Campbell, Marion	T	Georgia	78	71	1956-61
Campbell, Stan	G	Iowa State	64	37	1959-61
Campbell, Tommy	DB	Iowa State	37	14	1976
Campfield, Billy	RB	Kansas	37	69	1978-82
Campion, T.J.	T	Southeastern Louisiana	72	5	1947
Canale, Rocco	G	Boston College	73	17	1943-45
Carmichael, Roc	CB	Virginia Tech	21	13	2013-14
Carmichael, Harold	WR	Southern	17	180	1971-83

# ALL-TIME ROSTER



Carollo, Joe	T	Notre Dame	76	28	1969-70
Carpe, Joe	T	Millikin	NA	2	1933
Carpenter, Rob	WR	Syracuse	81	16	1995
Carr, Earl	RB	Florida	32	1	1979
Carr, Jim	B	Charleston	21	63	1959-63
Carrioccio, Russ	G	Virginia	64	7	1955
Carroll, Nolan	CB	Maryland	23, 22	43	2014-16
Carroll, Terrence	S	Oregon State	33	0	2001
Carson, Carlos	WR	LSU	87	6	1989
Carter, Cris	WR	Ohio State	80	41	1987-89
Carter, Joe	E	Austin	31, 17	78	1933-40
Case, Pete	G	Georgia	67	40	1962-64
Casey, James	TE	Rice	85	31	2013-14
Cassady, Howard	B	Ohio State	41	5	1962
Castiglia, Jim	B	Georgetown	31	23	1941, 1945-46
Caterbone, Tom†	CB	Franklin & Marshall	49	2	1987
Catlin, Tom	LB	Oklahoma	63	12	1959
Cavanaugh, Matt	QB	Pittsburgh	6	27	1986-89
Caver, Quinton	LB	Arkansas	55	16	2001-2002
<b>Celek, Brent</b>	<b>TE</b>	<b>Cincinnati</b>	<b>87</b>	<b>159</b>	<b>2007-*</b>
Cemore, Tony	G	Creighton	61	10	1941
Ceppetelli, Gene	C	Villanova	54	21	1968-69
Chalenski, Mike	DE	UCLA	71	24	1993-95
Chaney, Jamar	LB	Mississippi State	49, 51	44	2010-12
Chapura, Dick	DT	Missouri	97	7	1990
Cheek, Louis	T	Texas A&M	75	1	1990
Cherry, Je'Rod	S	California	25	13	2000
Cherundolo, Chuck	C	Penn State	21	11	1940
Chesley, Al	LB	Pittsburgh	59	52	1979-82
Chesson, Wes	WR	Duke	21	14	1973-74
Christensen, Jeff	QB	Eastern Illinois	11	0	1984-85
Chung, Patrick	S	Oregon	23	12	2013
Chuy, Don	G	Clemson	66	8	1969
Cifelli, Gus	T	Notre Dame	77	7	1954
Clark, Al	CB	Eastern Michigan	21	14	1976
Clark, Algy	B	Ohio State	28	3	1934
Clark, Jeremy	DT	Alabama	63	1	2010
Clark, Mike	K/E	Texas A&M	84	14	1963
Clark, Willie	CB	Notre Dame	25	16	1997
Clarke, Adrien	G	Ohio State	61	13	2004-05
Clarke, Ken	DT	Syracuse	71	148	1978-87
Clayton, Don	T	No College	NA	0	1936
Clayton, Keenan	LB	Oklahoma	57	21	2010-11
Clemons, Chris	DE	Georgia	91	32	2008-09
Clemons, Toppert	RB	Wake Forest	27	3	1987
Cobb, Garry	LB	Southern California	50	44	1985-87
Cody, Bill	LB	Auburn	66	11	1972
Colavito, Rocky	LB	Wake Forest	58	4	1975
Cole, John	B	St. Joseph's	37	18	1938-40
Cole, Nick	C	New Mexico State	59	77	2006-10
Cole, Trent	DE/LB	Cincinnati	58	155	2005-14
Coleman, Al	DB	Tennessee State	8	26	1972-73
Coleman, Kurt	S	Ohio State	42	59	2010-13
Coleman, Marco	DE	Georgia Tech	93	13	2003
Collie, Bruce	G	Texas-Arlington	69	17	1990-91
Colman, Wayne	DB	Temple	49	19	1968-69
Combs, Bill	E	Purdue	82	10	1942
Concannon, Jack	QB	Boston College	3	18	1964-66
Conjar, Larry	B	Notre Dame	25	14	1968
Conlin, Ray†	DT	Ohio State	91	1	1987
Conner, Darion	DE	Jackson State	93	21	1996-97
Considine, Sean	S	Iowa	37	46	2005-08

Conti, Enio	G	Bucknell	51	40	1941-45
Conwell, Joe	T	North Carolina	79	28	1986-87
Cook, Leon	T	Northwestern	72	2	1942
Cook, Rashard	S	Southern California	42	47	1999-2002
Cooke, Ed	E	Maryland	86	7	1958
Cooper, Evan	DB/KR	Michigan	21	60	1984-87
Cooper, Louis	LB	Western Carolina	52	11	1993
Cooper, Richard	T	Tennessee	77	31	1996-98
Cooper, Riley	WR	Florida	14	88	2010-15
Copeland, Russell	WR	Memphis State	86	11	1997-98
Cornish, Frank	C	UCLA	68	2	1995
Cortez, Jose	K	Oregon State	6	4	2005
Coston, Zed	C	Texas A&M	23	1	1939
Cothren, Paige	B	Mississippi	45	7	1959
Couplin, Jerome	S	William & Mary	21	8	2014-15
Cowher, Bill	LB	North Carolina State	57	20	1983-84
Cowhig, Jerry	B	Notre Dame	36	11	1951
<b>Cox, Fletcher</b>	<b>DT/DE</b>	<b>Mississippi State</b>	<b>91</b>	<b>79</b>	<b>2012-*</b>
Crabb, Claude	B	Colorado	23	23	1964-65
Craft, Russ	CB/HB	Alabama	33	100	1946-53
Crafts, Jerry	T/G	Louisville	73, 66	16	1997-98
Crawford, Charles	RB	Oklahoma State	45	18	1986-87
Creech, Bob	LB	TCU	58	16	1971-72
Creswell, Smiley	DE	Michigan State	92	3	1985
Crews, Terry	LB	Western Michigan	54	0	1996
Cronin, Bill	E	Boston College	87	2	1965
Cross, Irv	DB	Northwestern	27	83	1961-65, 1969
Crowe, Larry	RB	Texas Southern	47	1	1972
Crutchfield, Darrel	CB	Clemson	29	4	2001
Cuba, Paul	T	Pittsburgh	23, 21	29	1933-35
Culbreath, Jim	FB	Oklahoma	32	2	1980
Cullars, Willie	DE	Kansas State	75	13	1974
Cumby, George†	LB	Kentucky	91	1	1987
Cunningham, B.J.	WR	Michigan State	89	2	2013
Cunningham, Dick	LB	Arkansas	51	9	1973
Cunningham, Randall	QB	UNLV	12	122	1985-95
Cuppoletti, Bree	G	Oregon	37	10	1939-40
Curcio, Mike	LB	Temple	57	21	1981-82
<b>Curry, Vinny</b>	<b>DE</b>	<b>Marshall</b>	<b>75</b>	<b>68</b>	<b>2012-*</b>
Curtis, Kevin	WR	Utah State	80	28	2007-09
Curtis, Scott	LB	New Hampshire	91	16	1988

D	POS	COLLEGE	JERSEY	GMS	YEARS
D'Agostino, Frank	G	Auburn	66	12	1956
Daniel, Chase	QB	Missouri	10	1	2016
Daniels, Tank	LB	Harding	50	22	2006, 2008
Darby, Byron	DE/TE	Southern California	94	58	1983-86
Darilek, Trey	T/G	Texas-El Paso	66	18	2004-05
Darling, James	LB	Washington State	57	59	1997-2000
Darwin, Matt	C	Texas A&M	78	61	1986-90
Davis, Al	B	Tennessee State	43	14	1971-72
Davis, Antone	T	Tennessee	77, 78	78	1991-95
Davis, Bob	B	Kentucky	27	10	1942
Davis, Jason	FB	Illinois	42	0	2006
Davis, Norm	G	Grambling	64	14	1970
Davis, Pernell	DT	Alabama-Birmingham	93	2	1999-2000
Davis, Stan	WB	Memphis State	81	8	1973
Davis, Sylvester	B	Geneva	16	7	1933
Davis, Tanard	CB	Miami	41	0	2007
Davis, Vern	DB	Western Michigan	16	3	1971
Dawkins, Brian	FS	Clemson	20	183	1996-2008
Dawson, Dale	K	Eastern Kentucky	4	1	1988

# ALL-TIME ROSTER



Dean, Ted	B	Wichita State	35	42	1960-63
DeLine, Steve	K	Colorado State	2	3	1989
Dellenbach, Jeff	G/C	Wisconsin	66	16	1999
DeLucca, Jerry	T	Middle Tennessee State	74	12	1959
Demas, George	G	Washington & Jefferson	27	0	1933
Demps, Quintin	FS	Texas-El Paso	39	25	2008-09
Dempsey, Jack	T	Bucknell	27	4	1934, 1937
Dempsey, Tom	K	Palomar Junior College	19	47	1971-74
Dennard, Mark	C	Texas A&M	65	32	1984-85
Dent, Richard	DE	Tennessee State	95	15	1997
DeSantis, Dan	B	Niagara	49	11	1941
Detmer, Koy	QB	Colorado	10	103	1997-06
Detmer, Ty	QB	BYU	14	21	1996-97
DeVan, Kyle	G	Oregon State	68	5	2011
DeVaughn, Dennis	DB	Bishop	25	13	1982-83
Dial, Alan	DB	UCLA	24	1	1989
Dial, Benjy	B	Eastern New Mexico	4	1	1967
Diaz-Infante, David	G	San Jose State	63	15	1999
Dickerson, Kori	TE	Southern California	86	2	2003
DiFlippo, Dave	G	Villanova	26, 69	5	1941
Dimmick, Tom	T	Houston	65	12	1956
Dimry, Charles	CB	UNLV	38	15	1997
Dingle, Nate	LB	Cincinnati	55	6	1995
DiRenzo, Danny	P	No College	82	0	1948
Dirks, Mike	G	Wyoming	62	43	1968-71
Disend, Leo	T	Albright	73	0	1943
Ditka, Mike	E	Pittsburgh	89, 98	20	1967-68
Dixon, Al	TE	Iowa State	86	10	1983
Dixon, Antonio	DT	Miami (FL)	64, 90	36	2009-12
Dixon, Floyd	WR	Stephen F. Austin	84	7	1992
Dixon, Ronnie	DT	Cincinnati	90	32	1995-96
Dixon, Zachary	RB	Temple	25	5	1980
Dobbins, Herb	T	San Diego State	67	3	1974
Dogins, Kevin	G/C	Texas A&M-Kingsville	73	0	2003
Dorenbos, Jon	LS	Texas-El Paso	46	162	2006-16
Dorow, Al	B	Michigan State	10	6	1957
Dorsey, Dean	K	Toronto	2	3	1988
Doss, Noble	B	Texas	45	20	1947-48
Douglas, Dameane	WR	California	82	52	1999-2002
Douglas, Hugh	LB/DE	Central State (OH)	53	82	1998-2002, 04
Douglas, Merrill	B	Utah	33	13	1962
Douglas, Otis	T	William & Mary	71	30	1946-49
Dow, Woody	B	West Texas A&M	14	30	1938-40
Dowda, Harry	B	Wake Forest	44	24	1954-55
Doyle, Ted	T	Nebraska	72	10	1943
Drake, Joe	DT	Arizona	99	16	1985
Drake, Troy	T	Indiana	75	21	1995-97
Drummond, Robert	RB	Syracuse	36	36	1989-91
Duckworth, Bobby	WR	Arkansas	80	4	1986
Dudley, Paul	B	Arkansas	28	10	1963
Dumbauld, John	DE	Kentucky	93	7	1987-88
Duncan, Rick	K	Eastern Montana	32	1	1968
Dunek, Ken	TE	Memphis State	86	2	1980
Dunlap, King	T	Auburn	65	52	2008-12
Dunn, Jason	TE	Eastern Kentucky	87	41	1996-98
Dunstan, Bill	DT	Utah State	61	56	1973-76
Durko, John	E	Albright	88	6	1944

E	POS	COLLEGE	JERSEY	GMS	YEARS
Eckel, Kyle	FB	Navy	32	5	2008
Edwards, Anthony	WR	New Mexico Highlands	84	14	1989-90
Edwards, Herman	DB	San Diego State	46	135	1977-85

Edwards, Trent	QB	Stanford	11	1	2012
Ehlers, Tom	LB	Kentucky	59	42	1975-77
Eibner, John	T	Kentucky	76, 77	30	1941-42, 1946
Eiden, Ed	B	Scranton	71	0	1944
Elewonibi, Moe	T	BYU	65	6	1995
Ellis, Drew	T	TCU	35	22	1938-40
Ellis, Ray	S	Ohio State	24	73	1981-85
Ellstrom, Swede	B	Oklahoma	10	8	1934
Emanuel, Charles	S	West Virginia	47	5	1997
Emelianchik, Pete	E	Richmond	39	0	1967
Emmons, Carlos	LB	Arkansas State	51	60	2000-03
Emmons, Franklin	B	Oregon	44	11	1940
Ena, Justin	LB	BYU	50, 95	31	2002-03, '05
Engles, Rick	P	Tulsa	13	6	1978
Enke, Fred	B	Arizona	17	9	1952
Ephraim, Alonzo	C	Alabama	50	30	2003-04
Erdlitz, Richard	B	Northwestern	11, 30	17	1942, 1945
<b>Ertz, Zach</b>	<b>TE</b>	<b>Stanford</b>	<b>86</b>	<b>61</b>	<b>2013-*</b>
Estes, Larry	DE	Alcorn A&M	81	7	1972
Evans, Byron	LB	Arizona	56	113	1987-94
Evans, Donald	DE	Winston-Salem State	77	5	1988
Evans, Mike	C	Boston College	59	73	1968-73
Evans, Randall	CB	Kansas State	41	1	2015
Everett, Eric	CB	Texas Tech	42	32	1988-89
Everett, Major	FB	Mississippi College	39	47	1983-85
Everitt, Steve	C	Michigan	61	45	1997-99

F	POS	COLLEGE	JERSEY	GMS	YEARS
Fagioli, Carl	G	No College	77	2	1944
Farmer, Ray	LB	Duke	55	32	1996-98
Farragut, Ken	C	Mississippi	53	43	1951-54
Fazio, Ront	TE	Maryland	87	1	1987
Feagles, Jeff	P	Miami (FL)	5	64	1990-93
Feather, Tiny	B	Kansas State	NA	0	1933
Feehery, Gerry	C/G	Syracuse	67	41	1983-87
Feeley, A.J.	QB	Oregon	14	12	2001-03, 06-08
Felber, Nip	E	North Dakota	32	1	1933
Feller, Happy	K	Texas	1	9	1971
Fencl, Dick	E	Northwestern	29	5	1933
Ferko, Fritz	G	West Chester	11, 19	12	1937-38
Ferrante, Jack	E	No College	83, 87	81	1941, 1944-50
Ferrara, Frank	DE	Rhode Island	75	0	2003
Ferris, Neil	B	Loyola (CA)	27	8	1952
Fiedler, Bill	G	Pennsylvania	38	1	1938
Fiedler, Jay	QB	Dartmouth	11	0	1994-95
Field, Richard	G	No College	NA	0	1939-40
Finn, Mike	T	Arkansas-Pine Bluff	79	0	1994
Finneran, Brian	WR	Villanova	86	3	1999
Fitzgerald, Mickey	FB	Virginia Tech	38	1	1981
Fitzkee, Scott	WR	Penn State	81	22	1979-80
Flanigan, Jim	DT	Notre Dame	79	6	2003
Fletcher, Bradley	CB	Iowa	24	28	2013-14
Flores, Mike	DT	Louisville	95, 96	50	1991-94
Floyd, Eric	G	Auburn	61	19	1992-93
Fogle, DeShawn	LB	Kansas State	54, 52	5	1997
Fokou, Moise	LB	Maryland	53	43	2009-11
Foles, Nick	QB	Arizona	9	28	2012-14
Folsom, Steve	TE	Utah	86	3	1981
Fontenot, Chris	TE	McNeese State	85	5	1998
Ford, Carl	WR	Toledo	19	0	2005
Ford, Charles	DB	Houston	32	6	1974
Ford, Fredric	CB	Mississippi Valley State	46	0	1997



# ALL-TIME ROSTER



Foules, Elbert	CB	Alcorn State	29	73	1983-87
Fox, Dustin	CB	Ohio State	25	1	2006
Fox, Terry	B	Miami (FL)	36	13	1941, 1945
Frahm, Dick	B	Nebraska	NA	1	1935
Fraley, Hank	C/G	Robert Morris	63	72	2000-05
France, Todd	K	Toledo	3	3	2005
Frank, Joseph	T	Georgetown	61,70	14	1941, 1943
Franklin, Cleveland	RB	Baylor	30	30	1977-78
Franklin, Tony	K	Texas A&M	1	73	1979-83
Franks, Dennis	C	Michigan	53	44	1976-78
Frazier, Derrick	CB	Texas A&M	23	19	1993-95
Freeman, Antonio	WR	Virginia Tech	86	16	2002
Freeman, Bob	B	Auburn	41	26	1960-61
Frey, Glenn	B	Temple	32	18	1936-37
Friedlund, Bob	E	Michigan State	85	2	1946
Friedman, Bob	G	Washington	72	10	1944
Fritts, George	T	Clemson	71	10	1945
Fritz, Ralph	G	Michigan	63	10	1941
Fritzsche, Jim	T/G	Purdue	72	15	1983
Frizzell, William	S	North Carolina Central	33	86	1986-90,92-93
Fryar, Irving	WR	Nebraska	80	48	1996-98
Fuller, Frank	T	Kentucky	72	5	1963
Fuller, James	S	Portland State	22	13	1996
Fuller, William	DE	North Carolina	95	46	1994-96
Furio, Dominic	C	UNLV	75	0	2004

G	POS	COLLEGE	JERSEY	GMS	YEARS
Gabbard, Steve	T	Florida State	67	0	1989
Gabriel, Roman	B	North Carolina State	5, 18	53	1973-77
Gaither, Omar	LB	Tennessee	96	67	2006-10
Gambold, Bob	B	Washington State	14	3	1953
Gaona, Bob	T	Wake Forest	64	12	1957
Garcia, Jeff	QB	San Jose State	7, 9	9	2006, 2009
Gardner, Andrew	T	Georgia Tech	66	19	2014-15
Gardner, Barry	LB	Northwestern	52	64	1999-2002
Garner, Charlie	RB	Tennessee	25, 30	66	1994-98
Garrity, Gregg	WR	Penn State	86	58	1984-89
Gary, Russell	DB	Nebraska	24, 38	6	1986
Gasperson, Michael	WR	San Diego	19	1	2007
Gauer, Charles	E	Colgate	32, 85	23	1943-45
Gay, Blenda	DE	Fayetteville State	68	28	1975-76
Geathers, Clifton	DE	South Carolina	90	16	2013
George, Ed	T	Wake Forest	64	44	1976-78
George, Raymond	T	Southern California	23, 42	2	1940
Gerber, Woody	G	Alabama	62	16	1941-42
Gerhard, Christ	FS	East Stroudsburg	46	3	1987
Gerhart, Tom	DB	Ohio University	25	1	1992
Gersbach, Carl	LB	West Chester	69	6	1970
Ghecas, Lou	B	Georgetown	11	8	1941
Giammona, Louie	RB	Utah State	33	55	1978-82
Giancanelli, Hal	B	Loyola (CA)	27	41	1953-56
Giannelli, Mario	G	Boston College	64	44	1948-51
Gibbs, Pat	DB	Lamar	45	2	1972
Gibron, Abe	G	Purdue	64	14	1956-57
Gibson, Brandon	WR	Washington State	19	1	2009
Gibson, Mike	G	California	61	0	2008
Giddens, Frank	T	New Mexico	79	25	1981-82
Giddens, Wimpy	T	Louisiana Tech	26	9	1938
Gilbert, Lewis	TE	Florida	86	3	1980
Giles, Jimmie	TE	Alcorn State	83	40	1987-89
Gill, Roger	B	Texas Tech	32	25	1964-65
Gilmore, Jim	T	Ohio State	75	2	1986

Gilyard, Mardy	WR	Cincinnati	19	6	2012
Ginney, Jerry	G	Santa Clara	31	1	1940
Glass, Glenn	B	Tennessee	49	25	1964-65
Gloden, Fred	B	Tulane	37	6	1941
Glover, Rich	DT	Nebraska	69	14	1975
Gocong, Chris	LB	Cal Poly San Luis Obispo	57	47	2006-09
Goebel, Brad	QB	Baylor	8	5	1991
Golden, Tim	LB	Florida	91	2	1985
Goldston, Ralph	B	Youngstown State	22	27	1952, 1954-55
Golic, Mike	DT	Notre Dame	90	82	1987-92
Gollomb, Rudy	G	Carrroll (WI)	14	4	1936
Gonya, Robert	T	Northwestern	27	11	1933-34
Goode, John	TE	Youngstown State	87	14	1985
<b>Goode, Najee</b>	<b>LB</b>	<b>West Virginia</b>	<b>53, 52</b>	<b>45</b>	<b>2013-*</b>
Goode, Rob	B	Texas A&M	38	8	1955
Goodwin, Marvin	FS	UCLA	22	0	1994
Goodwin, Ron	E	Baylor	31, 81	56	1963-68
Gordon, Dillon	G	LSU	69	1	2016
Gordon, Lamar	RB	North Dakota St.	25	14	2005
Gorecki, Chuckt	LB	Boston College	51	3	1987
Gossage, Gene	E	Northwestern	79	40	1960-62
Gouveia, Kurt	LB	BYU	54	16	1995
Graf, Kevin	OL	USC	77	0	2014
<b>Graham, Brandon</b>	<b>DE/LB</b>	<b>Michigan</b>	<b>54, 55</b>	<b>96</b>	<b>2010-*</b>
Graham, Dave	T	Virginia	78	83	1963-69
Graham, Jeff	WR	Ohio State	81	15	1998
Graham, Lyle	C	Richmond	51	11	1941
Graham, Nick	CB	Tulsa	35	15	2007
Graham, Tom	G	Temple	NA	2	1935
Grant, Bud	E	Minnesota	86	24	1951-52
Grant, Otist	WR	Michigan State	81	3	1987
Grasmanis, Paul	DT	Notre Dame	96	54	2000-05
Gratz, Dwayne	CB	Connecticut	36	0	2016
Graves, Ray	C	Tennessee	51, 52	28	1942-43, 1946
Gray, Cecil	G/DT	North Carolina	71	14	1990-91
Gray, Jim	B	Toledo	28	3	1967
Gray, Mel	KR/RB	Purdue	28	3	1997
Green, Donnie	T	Purdue	74	10	1977
Green, Jamaal	DE	Miami (FL)	65	8	2003-04
Green, John	E	Tulsa	89	44	1947-51
Green, Roy	WR	Henderson State	81	22	1991-92
Green-Beckham, Dorial	WR	Oklahoma	18	15	2016
Gregg, Kelly	DT	Oklahoma	94	3	1999-2000
Gregory, Ken	E	Whittier	80	2	1962
Griffin, Don	CB	Middle Tennessee State	28	16	1996
Griffin, Jefft	CB	Utah	45	2	1987
Griggs, Anthony	LB	Ohio State	58	57	1982-85
Grooms, Eloist	DE	Tennessee Tech	98	3	1987
Gros, Earl	B	LSU	34	41	1964-66
Grossman, Burt	DE	Pittsburgh	69	14	1994
<b>Grugier-Hill, Kamu</b>	<b>LB</b>	<b>Eastern Illinois</b>	<b>54</b>	<b>12</b>	<b>2016-*</b>
Grymes, Aaron	CB	Idaho	38	1	2016
Gudd, Leonard	E	Temple	NA	1	1934
Gude, Henry	G	Vanderbilt	73	2	1946
Guglielmi, Ralph	QB	Notre Dame	17	4	1963
Guillory, Tony	LB	Lamar	61	12	1969
Gunn, Mark	DL	Pittsburgh	96	15	1995-96
Gunnels, Riley	T	Georgia	74	63	1960-64

H	POS	COLLEGE	JERSEY	GMS	YEARS
Hackney, Elmer	B	Kansas State	20	8	1940-41
Haddix, Michael	FB	Mississippi State	26	88	1983-88

# ALL-TIME ROSTER



Haden, Nick	G	Penn State	62	8	1986	Hebron, Vaughn	RB	Virginia Tech	45, 20	32	1993-95
Hager, Britt	LB	Texas	54	90	1989-94	Heck, Ralph	LB	Colorado	43	40	1963-65
Hairston, Carl	DE	Maryland Eastern Shore	78	116	1976-83	Hegamin, George	G/T	North Carolina State	69	16	1998
Hajek, Chuck	C	Northwestern	8	11	1934	Heller, Ron	T	Penn State	73	75	1988-92
Hall, Andy	QB	Delaware	9	0	2005	Henderson, Jerome	CB	Clemson	26	15	1995
Hall, Chad	WR	Air Force	16	15	2010-11	Henderson, Zac	S	Oklahoma	24	12	1980
Hall, Irv	B	Brown	32	8	1942	Hendrickson, Steve	LB	California	48	3	1995
Hall, Rhett	DT	California	97	35	1995-98	Henery, Alex	K	Nebraska	6	48	2011-13
Hallstrom, Ron	G	Iowa	65	12	1993	Henry, Chas	P	Florida	8	19	2011-12
Halverson, Bill	T	Oregon State	75	8	1942	Henry, Maurice	LB	Kansas State	53	7	1990
Halverson, Dean	LB	Washington	56	32	1973-76	Henry, Wally	WR	UCLA	89	56	1977-82
Hamilton, Ray	E	Arkansas	18, 42	0	1940	Henson, Gary	E	Colorado	80	11	1963
Hamilton, Skipt	DT	Southern	99	1	1987	Herremans, Todd	G/T	Saginaw Valley State	79	127	2005-2014
Hamiter, Uhuru	DE	Delaware State	91	8	2000-2001	Herrod, Jeff	LB	Mississippi	54	10	1997
Hamner, Thomas	RB	Minnesota	33	0	2000	Hershey, Kirk	E	Cornell	80	6	1941
Hampton, Dave	RB	Wyoming	34	8	1976	Hertel, Rob	QB	Southern California	16	0	1980
Hampton, William	CB	Murray State	41	13	2001	Hewitt, Bill	E	Michigan	56, 82	38	1936-39, 1943
Hankton, Karl	WR	Trinity (IL)	82	10	1998	Hicks, Artis	G/T	Memphis	77	38	2002-05
Hansen, Roscoe	T	North Carolina	73	9	1951	<b>Hicks, Jordan</b>	<b>LB</b>	<b>Texas</b>	<b>58</b>	<b>24</b>	<b>2015-*</b>
Hanson, Homer	C	Kansas State	NA	2	1935	Higgins, Tom	T	North Carolina	71	17	1954-55
Hanson, Joselio	CB	Texas Tech	45, 22, 21	91	2006-11	Higgs, Mark	RB	Kentucky	22	15	1989
Hanson, Swede	B	Temple	14, 42	45	1933-37	Hill, Fred	E	Southern California	86	83	1965-71
Harbor, Clay	TE	Missouri State	82	39	2010-12	Hill, King	B	Rice	10	71	1961-68
Harding, Greg†	DB	Nicholls	28	1	1987	Hill, P.J.	RB	Wisconsin	32	0	2009
Harding, Roger	C	California	72	6	1947	Hinkle, Jack	B	Syracuse	43	37	1941-47
Hardy, Andre	RB	St. Mary's (CA)	47	6	1984	Hix, Billy	E	Arkansas	85	11	1950
Hargrove, Marvin	WR	Richmond	80	7	1990	Hoage, Terry	S	Georgia	34	65	1986-90
Harmon, Andy	DT	Kent State	91	86	1991-97	Hoague, Joe	B	Colgate	13, 36	0	1943
Harper, Maurice	C	Austin	10	40	1937-40	Hobbs, Bill	LB	Texas A&M	56	37	1969-71
Harrington, Perry	RB	Jackson State	35	42	1980-83	Hobbs, Ellis	CB	Iowa State	31	16	2009-10
Harris, Al	LB	Arizona State	95	32	1989-90	Hodges, Reggie	P	Ball State	3	3	2005
Harris, Al	CB	Texas A&M-Kingsville	31	80	1998-2002	Hogan, Mike	FB	Tennessee-Chattanooga	30, 35	41	1976-78, 1980
Harris, Antoine	S	Louisville	41	0	2010	Holcomb, William	T	Texas Tech	NA	1	1937
Harris, Jim	B	Oklahoma	20	12	1957	Holly, Bob	QB	Princeton	12	0	1984
Harris, Jon	DE	Virginia	90	24	1997-98	Holmes, Lester	G	Jackson State	73	46	1993-96
Harris, Leroy	FB	Arkansas State	20	37	1979-82	Hood, Roderick	CB	Auburn	29	56	2003-06
Harris, Macho	S	Virginia Tech	35	15	2009	Hooks, Alvin	WR	Cal State-Northridge	80	3	1981
Harris, Richard	DE	Grambling	84	39	1971-73	Hoover, Mel	WR	Arizona State	85	30	1982-84
Harris, Rod	WR	Texas A&M	80	20	1990-91	Hopkins, Wes	FS	Southern Methodist	48	137	1983-93
Harris, Tim	DE	Memphis State	97	4	1993	Horan, Mike	P	Long Beach State	2	32	1984-85
Harrison, Bob	LB	Oklahoma	42	22	1962-63	Hord, Roy	G	Duke	64	11	1962
Harrison, Dennis	DE	Vanderbilt	68	97	1978-84	Horn, Marty†	QB	Lehigh	14	1	1987
Harrison, Granville	E	Mississippi State	80	1	1941	Horrell, Bill	G	Michigan State	62	4	1952
Harrison, Jerome	RB	Washington State	33	8	2010	Hoss, Clark	TE	Oregon	80	4	1972
Harrison, Tyreo	LB	Notre Dame	54, 55	14	2002-03	Howard, Austin	T	Northern Iowa	68	4	2010
Hart, Clinton	S	Central Florida CC	33	16	2003-04	Howard, Bob	CB	San Diego State	23	26	1978-79
Hart, Dick	G	No College	71	56	1967-71	Howard, Darren	DE	Kansas State	90	64	2006-09
Hart, Taylor	DL/OL	Oregon	97, 77	14	2014-16	Howell, Lane	T	Grambling	79	63	1965-69
Hartman, Fred	T	Rice	73	12	1948	Hoyem, Lynn	G	Long Beach State	63	56	1964-67
Harvey, Richard	DB	Jackson State	41	4	1970	Hoying, Bobby	QB	Ohio State	7	16	1996-98
Haskins, Jon	LB	Stanford	52	0	1998	Hrabetin, Frank	T	Loyola (CA)	71	7	1942
Hasselbeck, Tim	QB	Boston College	11	2	2002	Huarte, John	QB	Notre Dame	7	2	1968
Hauck, Tim	SS	Montana	45	48	1999-2002	Hudson, Bob	B	Clemson	42, 88	59	1953-55, 57-58
Havili, Stanley	FB	Southern California	39	15	2012	Hudson, John	G	Auburn	66	67	1991-95
Hawkins, Ben	FL	Arizona State	18	102	1966-73	Huff, Josh	WR	Oregon	11, 13	34	2014-16
Hawkinson, Tanner	G/T	Kansas	79	0	2015	Hughes, Brandon	CB	Oregon State	24, 27	31	2010-13
Hayden, Aaron	RB	Tennessee	33	1	1998	Hughes, Chuck	FL	Texas-El Paso	13	22	1967-69
Hayden, Ken	C	Arkansas	50	9	1942	Hughes, William	C	Texas	15, 29	40	1937-40
Hayes, Ed	DB	Morgan State	47	4	1970	Hultz, Don	DT	Southern Mississippi	83	119	1964-73
Hayes, Joe	WR/KR	Central Oklahoma	80	12	1984	Humbert, Dick	E	Richmond	81	60	1941, 1945-49
Haymond, Alvin	B	Southern	30	11	1968	Humphrey, Claude	DE	Tennessee State	87	44	1979-81
Heath, Jo Jo	DB	Pittsburgh	29	15	1981	Hunt, Calvin	C	Baylor	54	7	1970

# ALL-TIME ROSTER



Hunt, Phillip	DE/LB	Houston	76, 56	22	2011-13
Hunt, Tony	RB	Penn State	29	14	2007-08
Hunter, Herman	RB/KR	Tennessee State	36	16	1985
Huth, Jerry	G	Wake Forest	54, 65	22	1959-60
Hutton, Tom	P	Tennessee	4	64	1995-98
Huxhold, Ken	G	Wisconsin	63	59	1954-58
Huzvar, John	B	North Carolina State	38	12	1952

I	POS	COLLEGE	JERSEY	GMS	YEARS
Ignatius, James	G	Holy Cross	NA	0	1935
Igwenagu, Emil	FB/TE	Massachusetts	41, 82	3	2012-13
Ikegwuonu, Jack	CB	Wisconsin	33	1	2008
Illman, Ted	B	Montana	NA	0	1933
Ingram, Mark	WR	Michigan State	85	5	1996
Ingram, Cornelius	TE	Florida	88	0	2009
Irvin, Willie	B	Florida A&M	81	3	1953

J	POS	COLLEGE	JERSEY	GMS	YEARS
Jackson, Al	CB	Georgia	26	11	1994
Jackson, Alonzo	DE	Florida State	62	1	2005
Jackson, Bob	B	Alabama	28	12	1960
Jackson, DeSean	WR	California	10	87	2008-13
Jackson, Don	B	North Carolina	10, 50	10	1936
Jackson, Earnest	RB	Texas A&M	41	16	1985-86
Jackson, Greg	FS	LSU	47	32	1994-95
Jackson, Harold	WR	Jackson State	29	56	1969-72
Jackson, Jamaal	C	Delaware State	67	88	2003-11
Jackson, Johnny	DE	Southern	62	2	1977
Jackson, Keith	TE	Oklahoma	88	60	1988-91
Jackson, Kenny	WR	Penn State	81, 83, 84	92	1984-88, 90-91
Jackson, Marlin	S	Michigan	28	0	2010
Jackson, Randy	RB	Wichita State	33	14	1974
Jackson, Trenton	FL	Illinois	27	3	1966
Jacobs, David†	K	Syracuse	4	3	1987
Jacobs, Proverb	T	California	67	12	1958
James, Angelo†	CB	Sacramento State	42	3	1987
James, Ronald "Po"	RB	New Mexico State	27, 33	49	1972-75
James, William	CB	Western Illinois	21	17	2006-07
Janet, Ernie	T	Washington	64	1	1975
Jarmoluk, Mike	T	Temple	78	81	1949-55
Jarrett, Jaiquawn	S	Temple	26	13	2011-12
Jarvi, Toimi	B	Northern Illinois	32	5	1944
Jasper, Edward	DT	Texas A&M	74	17	1997-98
Jaworski, Ron	QB	Youngstown State	7	142	1977-86
Jean-Gilles, Max	G	Georgia	62	42	2006-10
Jefferson, Greg	DE	Central Florida	79	57	1995-2000
Jefferson, William	B	Mississippi State	43	5	1942
Jelesky, Tom	T	Purdue	77	25	1985-86
Jells, Dietrich	WR	Pittsburgh	83	23	1998-99
Jenkins, Cullen	DT	Central Michigan	97	32	2011-12
Jenkins, Izel	CB	North Carolina State	46	77	1988-92
Jenkins, Justin	WR	Mississippi State	16	0	2005
<b>Jenkins, Malcolm</b>	<b>S</b>	<b>Ohio State</b>	<b>27</b>	<b>48</b>	<b>2014-*</b>
Jeter, Tommy	DT	Texas	98	36	1992-95
Jiles, Dwayne	LB	Texas Tech	53	52	1985-89
Johansson, Ove	K	Abilene Christian	10	2	1977
Johnson, Albert	B	Kentucky	44	7	1942
Johnson, Alonzo	LB	Florida	54	18	1986-87
Johnson, Alvin	B	Hardin-Simmons	27	5	1948
Johnson, Bill	DT	Michigan State	94	19	1998-99
Johnson, Charles	WR	Colorado	81	27	1999-2000
Johnson, Charlie	MG	Colorado	65	76	1977-81
Johnson, Christ	DB	Millersville	30	2	1987

Johnson, Damaris	WR	Tulsa	13	27	2012-13
Johnson, Dirk	P	Northern Colorado	8	55	2003-06
Johnson, Don	B	California	40	20	1953-55
Johnson, Dwight	DE	Baylor	62	4	2000
Johnson, Eric	DB	Washington State	49	30	1977-78
Johnson, Gene	B	Cincinnati	27	23	1959-60
Johnson, Jay	LB	Texas A&M-Commerce	48	8	1969-70
Johnson, Jimmie	TE	Howard	88	51	1995-98
Johnson, Keelan	S	Arizona State	38	2	2013
Johnson, Kevin	DT	Texas Southern	94	23	1995-96
<b>Johnson, Lane</b>	<b>T</b>	<b>Oklahoma</b>	<b>65</b>	<b>50</b>	<b>2013-*</b>
Johnson, Lee	P	BYU	6	2	2002
Johnson, Maurice	TE	Temple	87	55	1991-94
Johnson, Norm	K	UCLA	9	15	1999
Johnson, Reggie	TE	Florida State	80	9	1995
Johnson, Ron	WR	Southern California	80	0	2011-12
Johnson, Ron	WR	Long Beach State	85	47	1985-89
Johnson, Ron	DE	Shippensburg	62	3	2003
Johnson, Vaughan	LB	North Carolina State	52	4	1994
Jonas, Don	B	Penn State	33	1	1962
Jones, Barrett	C/G	Alabama	77	0	2015
Jones, Brad	LB	Colorado	52	7	2015
Jones, Chris T.	WR	Miami (FL)	82	32	1995-97
Jones, Dhani	LB	Michigan	55	48	2004-06
Jones, Don	B	Washington	22	0	1940
<b>Jones, Donnie</b>	<b>P</b>	<b>LSU</b>	<b>8</b>	<b>64</b>	<b>2013-*</b>
Jones, Harry	B	Arkansas	23	29	1967-71
Jones, Jimmie	DT/DE	Miami (FL)	98	14	1997
Jones, Joe	DE	Tennessee State	64	21	1974-75
Jones, Julian	S	Missouri	27	2	2001-02
Jones, Preston	QB	Georgia	8	0	1993
Jones, Ray	DB	Southern	21	12	1970
Jones, Sean	S	Georgia	26	15	2009
Jones, Spike	P	Georgia	6	40	1975-77
Jones, Tyrone	DB	Arkansas State	31	0	1989
Jordan, Akeem	LB	James Madison	56	82	2007-12
Jordan, Andrew	TE	Western Carolina	49	3	1998
Jorgenson, Bud	T	St. Mary's (CA)	42	11	1935
Joseph, James	RB	Auburn	32	64	1991-94
Joyner, Seth	LB	Texas-El Paso	59	120	1986-93
Jurgensen, Sonny	QB	Duke	9	83	1957-63
Justice, Winston	T	Southern California	74	47	2006-12

K	POS	COLLEGE	JERSEY	GMS	YEARS
Kab, Vyto	TE	Penn State	84	40	1982-85
Kafka, Mike	QB	Northwestern	3	4	2010-11
Kalu, N.D.	DE	Rice	53, 94	64	1997, 2001-05
Kane, Carl	B	St. Louis	36	1	1936
Kapele, John	T	BYU	77	6	1962
Kaplan, Bernie	G	Western Maryland	77	3	1942
Karnofsky, Sonny	B	Arizona	40	8	1945
Kasky, Ed	T	Villanova	73	10	1942
Kaufusi, Steve	DE	BYU	94	32	1989-90
Kavel, George	B	Carnegie Mellon	NA	2	1934
Kearse, Jevon	DE	Florida	93	45	2004-07
Keeling, Ray	T	Texas	28	18	1938-39
Keen, Rabbit	B	Arkansas	24	9	1937-38
Kekeris, Jim	T	Missouri	77	10	1947
<b>Kelce, Jason</b>	<b>C</b>	<b>Cincinnati</b>	<b>62</b>	<b>78</b>	<b>2011-*</b>
Keller, Ken	B	North Carolina	23	23	1956-57
Kelley, Bob	C	West Texas A&M	50	24	1955-56
Kelley, Dwight	LB	Ohio State	51	67	1966-72

# ALL-TIME ROSTER



Kelly, Dennis	T	Purdue	67	30	2012-15	Lapham, Bill	C	Iowa	54	12	1960
Kelly, Jim	E	Notre Dame	84	13	1965-67	Larson, Bill	TE	Colorado State	88	5	1978
Kelly, Joe	LB	Washington	56	16	1996	Latimer, Al	CB	Clemson	29	13	1979
Kemp, Jeff	QB	Dartmouth	16	7	1991	Laux, Ted	B	St. Joseph's	15, 27	5	1942-44
<b>Kendricks, Mychal</b>	<b>LB</b>	<b>California</b>	<b>95</b>	<b>70</b>	<b>2012-*</b>	Lavender, Joe	DB	San Diego State	30	40	1973-75
Kenneally, George	E	St. Bonaventure	13	27	1933-35	Lavergne, Damian	T	Louisiana Tech	68	0	2003
Kenney, Steve	G	Clemson	73	80	1980-85	Lavette, Robert	RB/KR	Georgia Tech	22	1	1987
Kersey, Merritt	P	West Chester	37	16	1974-75	Lawrence, Kent	WR	Georgia	12	9	1969
Key, Wade	G/T	Southwest Texas State	72	121	1970-79	Lawrence, Reggie	WR	North Carolina State	80	1	1993
Keys, Leroy	DB	Purdue	20	45	1969-72	Laws, Trevor	DT	Notre Dame	93, 91	56	2008-11
Keys, Howard	T/C	Oklahoma State	61	41	1960-64	Lawson, Gerard	CB	Oregon State	47	1	2010
Khayat, Ed	T	Tulane	73	67	1958-61, 64-65	Lazetich, Pete	DT	Stanford	73	27	1976-77
Kilroy, Frank	T	Temple	76	134	1943-55	Le Bel, Harper	TE	Colorado State	87	16	1990
Kimmel, Jon	LB	Colgate	54	4	1985	Leathers, Milton	G	Georgia	27	4	1933
Kinder, Randy	CB	Notre Dame	43	6	1997	Lechthaler, Roy	G	Lebanon Valley	34	4	1933
King, Don	T	Kentucky	71	3	1956	Ledbetter, Toy	B	Oklahoma A&M	25	40	1950, 1953-55
Kirchbaum, Kelly†	LB	Kentucky	54	3	1987	Lee, Amp	RB	Florida State	28	3	2000
Kirkland, Levon	LB	Clemson	93	16	2002	Lee, Bernie	B	Villanova	11	1	1938
Kirkman, Roger	B	Washington & Jefferson	19, 3	20	1933-35	Lee, Byron†	LB	Ohio State	58	6	1986-87
Kirksey, Roy	G	Maryland Eastern Shore	65, 66	20	1973-74	Leggett, Scott†	G	Central State (OH)	75	2	1987
Kish, Ben	B	Pittsburgh	44	67	1942-49	LeJeune, Norman	S	LSU	27	0	2003
Klecko, Dan	DT, FB	Temple	68, 49	16	2008	LeMaster, Frank	LB	Kentucky	55	129	1974-83
Klingel, John	DE	Eastern Kentucky	97	21	1987-88	Leonard, Jim	B	Notre Dame	19	32	1934-37
Klopenburg, Harry	T	Fordham	28	0	1936	Leshinski, Ron	TE	Army	89	1	1999
Kmetovic, Pete	B	Stanford	27	5	1946	Levanites, Stephen	T	Boston College	72	5	1942
Knapper, Jack	B	Ottawa (KS)	11, 24	2	1934	Levens, Dorsey	RB	Georgia Tech	25	31	2002, 2004
Knott, Jake	LB	Iowa State	54	12	2013	Lewis, Chad	TE	BYU	89	110	1997-05
Knox, Charles	T	St. Edmonds	29	1	1937	Lewis, Dion	RB	Pittsburgh	28	24	2011-12
Koeninger, Art	C	Tennessee-Chattanooga	30	1	1933	Lewis, Greg	WR	Illinois	83	90	2003-08
Kolb, Kevin	QB	Houston	4	19	2007-2010	Lewis, Joe	T	Compton CC	71	13	1962
Kolberg, Elmer	B	Oregon State	16, 22	18	1939-40	Lewis, Michael	S	Colorado	32	76	2002-06
Koman, Bill	LB	North Carolina	68	23	1957-58	Lewis, Thad	QB	Duke	9	0	2015
Konecny, Mark	RB/PR	Alma	35	16	1988	Leyendecker, Tex	T	Vanderbilt	35	2	1933
Konopka, John	B	Temple	15	0	1936	Lilly, Sammy	DB	Georgia Tech	37	23	1989-90
Kostos, Anthony	E	Bucknell	NA	0	1933	Lince, Dave	TE	North Dakota	87	18	1966-67
Kowalczyk, Walt	B	Michigan State	43	24	1958-59	Lindley, Trevard	CB	Kentucky	35	11	2010
Kowalkowski, Scott	LB	Notre Dame	57	32	1991-93	Lindskog, Vic	C	Stanford	52	78	1944-51
Kramer, Kent	E	Minnesota	87	49	1971-74	Lio, Augie	G	Georgetown	62	11	1946
Krause, Jonathan	WR	Vanderbilt	10	2	2015	Lipski, John	C	Temple	20	18	1933-34
Kraynak, Rich	LB	Pittsburgh	52	52	1983-86	Liske, Pete	QB	Penn State	14	28	1971-72
Krepfle, Keith	TE	Iowa State	84	93	1975-81	Liter, Greg†	DE	Iowa	99	1	1987
Kresky, Joseph	G	Wisconsin	26, 5	9	1933-35	Little, Dave	TE	Middle Tennessee State	89	69	1985-89
Krieger, Robert	E	Dartmouth	82, 89	18	1941, 1946	Lloyd, Dave	LB/K	Georgia	52	105	1963-70
Kriel, Emmet	G	Baylor	25	1	1939	Lloyd, Greg	LB	Connecticut	96	0	2011
Kruger, Joe	DE	Utah	73	0	2013	Lofton, James	WR	Stanford	80	9	1993
Kuczynski, Bert	E	Pennsylvania	80	3	1946	Logan, Bennie	DT	LSU	96	59	2013-16
Kullman, Mike†	SS	Kutztown	35	3	1987	Logan, Randy	S	Michigan	41	159	1973-83
Kupcinet, Irv	B	North Dakota	31	2	1935	Long, Matt†	C	San Diego State	61	3	1987
Kusko, John	B	Temple	16, 21	23	1936-38	Long, Travis	LB	Washington State	57	0	2014-15
<b>L</b>	<b>POS</b>	<b>COLLEGE</b>	<b>JERSEY</b>	<b>GMS</b>	<b>YEARS</b>	Looney, Don	E	TCU	30	11	1940
Laack, Galen	G	Pacific	64	8	1958	Lou, Ron	C	Arizona State	30, 51	14	1975
Labinjo, Mike	LB	Michigan State	59	8	2004-05	Louderback, Tom	LB	San Jose State	61	24	1958-59
Lachman, Dick	B	No College	24	23	1933-35	<b>Lovato, Rick</b>	<b>LS</b>	<b>Old Dominion</b>	<b>45</b>	<b>3</b>	<b>2016-*</b>
Lainhart, Porter	B	Washington State	18	1	1933	Love, Clarence	CB	Toledo	28	6	1998
Landeta, Sean	P	Towson State	7	65	1999-2002, '05	Love, Sean	G	Penn State	64	0	1997
Landri, Derek	DT	Notre Dame	94	28	2011-12	Lucas, Dick	E	Boston College	87	38	1960-63
Landsberg, Mort	B	Cornell	30	11	1941	Lueck, Bill	G	Arizona	62	11	1975
Landsee, Bob	G/C	Wisconsin	65	9	1986-87	Luft, Don	E	Indiana	89	12	1954
Lang, Israel	B	Tennessee State	29	65	1964-68	Luken, Tom	G	Purdue	63	64	1972-78
Lankas, James	B	St. Mary's (TX)	43	1	1942	Lusk, Herb	RB	Long Beach State	32	28	1976-78
Lansford, Buck	T	Texas	79	34	1955-57						

# ALL-TIME ROSTER



M	POS	COLLEGE	JERSEY	GMS	YEARS
MacAfee, Ken	E	Alabama	80	4	1959
MacDowell, Jay	E	Washington	85, 88	62	1946-51
Macioszczyk, Art	B	Western Michigan	31	21	1944-47
Mack, Bill	FL	Notre Dame	25	8	1964
Mackey, Kyle	QB	Texas A&M-Commerce	11	0	1986
Mackrides, Bill	B	Nevada	39	39	1947-51
Maclin, Jeremy	WR	Missouri	18	75	2009-14
MacMurdo, Jim	T	Pittsburgh	6, 20	27	1934-37
Maehl, Jeff	WR	Oregon	88	24	2013-14
Magee, John	G	Rice	67	91	1948-55
Mahalic, Drew	LB	Notre Dame	54	36	1976-78
Mahe, Reno	RB/KR	BYU	34	55	2003-07
Mallory, John	B	West Virginia	47	14	1968
Malone, Art	RB	Arizona State	26	16	1975-76
Mamula, Mike	DE	Boston College	59	77	1995-2000
Mandarino, Mike	G	LaSalle	62	13	1944-45
Manning, Rosie	DT	Northeastern State	65	10	1975
Mansfield, Ray	C	Washington	77	14	1963
Mansfield, Von	DB	Wisconsin	45	7	1982
Manske, Ed	E	Northwestern	36, 11	22	1935-36
Manton, Taldon	B	TCU	33	0	1940
Manzini, Baptiste	C	St. Vincent's	50, 66	22	1944-45, 1948
<b>Maragos, Chris</b>	<b>S</b>	<b>Wisconsin</b>	<b>42</b>	<b>47</b>	<b>2014-*</b>
Marchi, Basilio	C	New York Univ.	55	7	1941-42
Marcus, Alex	E	Temple	20	0	1933
Mark, Greg	DE	Miami (FL)	91	2	1990
Maronic, Duke	G	No College	61	67	1944-50
Marsh, Curtis	CB	Utah State	31	23	2011-13
Marshall, Anthony	SS	LSU	35	16	1998
Marshall, Byron	RB	Oregon	39	3	2016
Marshall, Keyonta	DT	Grand Valley State	65	1	2005
Marshall, Larry	KR	Maryland	22	44	1974-77
Marshall, Whit	LB	Georgia	58	1	1996
Martin, Aaron	DB	North Carolina Central	42	28	1966-67
Martin, Cecil	FB	Wisconsin	38	60	1999-2002
Martin, Kelvin	WR	Boston College	84	9	1995
Martin, Steve	DT	Missouri	73, 91	25	1998-99
Mass, Wayne	T	Clemson	78	3	1972
Masters, Bob	B	Baylor	30, 31, 33	16	1937-38, 41-43
Masters, Walt	B	Pennsylvania	53	2	1936
Matesic, Ed	B	Pittsburgh	12	22	1934-35
Mathews, Ryan	RB	Fresno State	24	26	2015-16
Mathis, Evan	G	Alabama	69	56	2011-14
Matson, Ollie	B	San Francisco City JC	33	40	1964-66
Matthews, Casey	LB	Oregon	50	64	2011-14
Matthews, Jordan	WR	Vanderbilt	81	46	2014-16
Mavraides, Menil	G	Notre Dame	64, 65	24	1954, 1957
Maxwell, Byron	CB	Clemson	31	14	2015
May, Dean	QB	Louisville	5	2	1984
Mayberry, Jermane	G/T	Texas A&M-Kingsville	71	112	1996-2004
Mayes, Rufus	T	Ohio State	77	16	1979
Maynard, Les	B	Rider	21	0	1933
Mays, Joe	LB	North Dakota State	51	13	2008-09
Mazzanti, Jerry	E	Arkansas	62	5	1963
McAfee, Wesley	B	Duke	40	8	1941
McAlister, James	RB	UCLA	43	27	1975-76
McBriar, Mat	P	Hawaii	1	13	2012
McCalister, Alex	DE	Florida	57	0	2016
McCants, Darnerien	WR	Delaware State	85	12	2005
McChesney, Bob	E	Hardin-Simmons	86	0	1950
McClellan, Mike	B	Oklahoma	23	24	1962-63
McCloskey, Mike	TE	Penn State	84	1	1987
McCoo, Eric	RB	Penn State	22	1	2004
McCoy, LeSean	RB	Pittsburgh	29, 25	90	2009-14
McCoy, Matt	LB	San Diego State	51	26	2005-07
McCoy, Pat	T	West Texas A&M	68	0	2006
McCrary, Fred	FB	Mississippi State	41	13	1995
McCray, Bobby	DE	Florida	73	1	2010
McCullough, Hugh	B	Oklahoma	NA	1	1943
McCusker, Jim	T	Pittsburgh	75	51	1959-62
McDonald, Don	E	Oklahoma	81	15	1944-45
McDonald, Lester	E	Nebraska	76, 26	9	1940
McDonald, Tommy	FL	Oklahoma	25	88	1957-63
McDonough, Robert	G	Duke	64	10	1942-46
McDougle, Jerome	DE	Miami (FL)	95	33	2003-07
McFadden, Paul	K	Youngstown State	8	60	1984-87
McGlynn, Mike	G	Pittsburgh	77	19	2008-10
McHale, Tom	G/T	Cornell	68	21	1993-94
McHugh, Pat	B	Georgia Tech	49	51	1947-51
McIntyre, Guy	G	Georgia	62	31	1995-96
McKeever, Marlin	LB	Southern California	85	13	1973
McKelvin, Leodis	CB	Troy	21	13	2016
McKenzie, Kevin	WR	Washington State	88	0	1998
McKenzie, Raleigh	C	Tennessee	63	32	1995-96
McKnight, Dennis	G	Drake	62	16	1991
<b>McLeod, Rodney</b>	<b>S</b>	<b>Virginia</b>	<b>23</b>	<b>16</b>	<b>2016-*</b>
McMahon, Jim	QB	BYU	9	21	1990-92
McMahon, Mike	QB	Rutgers	4	9	2005
McMillan, Erik	S	Missouri	43	6	1993
McMillen, Dant	DE	Colorado	94	1	1987
McMillian, Mark	DB	Alabama	29	64	1992-95
McMullen, Billy	WR	Virginia	80, 81	28	2003-05
McNabb, Dexter	FB	Florida	38	1	1995
McNabb, Donovan	QB	Syracuse	5	148	1999-2009
McNeill, Tom	P	Stephen F. Austin	12, 36	26	1971-73
McNutt, Marvin	WR	Iowa	83	4	2012
McPherson, Don	QB	Syracuse	9	0	1988-90
McPherson, Forest	T	Nebraska	26, 35	22	1935-37
McRae, Jerrold	WR	Tennessee State	82	5	1979
McTyer, Tim	CB	BYU	24	26	1997-98
Meadows, Ed	E	Duke	66	12	1958
<b>Means, Steven</b>	<b>LB</b>	<b>Buffalo</b>	<b>51</b>	<b>8</b>	<b>2015-*</b>
Medved, Ron	DB	Washington	45	51	1966-70
Mellekas, John	T	Arizona	65	11	1963
Menkin, Nate	T/G	Mary Hardin-Baylor	74	0	2012
Mercer, Giradie	DT	Marshall	61	0	2000
Merkens, Guido†	QB	Sam Houston State	19	3	1987
Meyer, Fred	E	Stanford	80, 89	18	1942, 1945
Meyers, John	T	Washington	75	56	1964-67
Miano, Rich	DB	Hawaii	38	75	1991-94
Michaels, Ed	G	Villanova	60	39	1943-46
Michel, Mike	P/K	Stanford	2	10	1978
Michels, John	T	Southern California	75	0	1999
Michels, John	G	Tennessee	61	11	1953
Middlebrook, Oren	WR	Arkansas State	81	16	1978
Mikell, Quintin	S	Boise State	27, 46	123	2003-10
Mike-Mayer, Nick	K	Temple	1	15	1977-78
Millard, Keith	DT	Washington State	77	14	1993
Miller, Bubba	C/G	Tennessee	65	58	1996-2001
Miller, Don	B	Southern Methodist	46	2	1954
Miller, Tom	E	Hampden-Sydney	89	18	1942-44
Milling, Al	G	Richmond	51	2	1942
Mills, Garrett	TE	Tulsa	89	7	2010

# ALL-TIME ROSTER



<b>Mills, Jalen</b>	<b>CB</b>	<b>LSU</b>	<b>31</b>	<b>16</b>	<b>2016-*</b>
Milon, Barnes	G	Austin	30	0	1934
Milons, Freddie	WR	Alabama	85	0	2002
Mira, George	QB	Miami (FL)	10	7	1969
Miraldi, Dean	T	Utah	64	30	1982-84
Mitcham, Gene	E	Arizona State	80	2	1958
Mitchell, Brian	RB/KR	Southwestern Louisiana	30	48	2000-02
Mitchell, Freddie	WR	UCLA	84	63	2001-04
Mitchell, Leonard	DE/DT	Houston	74, 99	77	1981-86
Mitchell, Martin	DB	Tulane	48	14	1977
Mitchell, Randall†	NT	Tennessee-Chattanooga	90	3	1987
Moats, Ryan	RB	Louisiana Tech	23	15	2005-07
Molden, Frank	T	Jackson State	74	13	1968
Molk, David	C	Michigan	63	8	2014-15
Monk, Art	WR	Syracuse	85	3	1995
Monroe, Henry	CB	Mississippi State	24	3	1979
Montgomery, Monty	CB	Houston	25	0	2001
Montgomery, Wilbert	RB	Abilene Christan	31	100	1977-84
Mooney, Tim†	DE	Western Kentucky	74	2	1987
Moore, Damon	SS	Ohio State	43	48	1999-2001
Moore, Evan	TE	Stanford	86	1	2012
Moreno, Zeke	LB	Southern California	50	4	2005
Morey, Sean	WR	Brown	19, 85	16	2001, 2003
Morgan, Dennis	KR	Western Illinois	42	4	1975
Morgan, Mike	LB	LSU	89	50	1964-67
Morris, Dwaine	DT	Southwestern Louisiana	69	1	1985
Morris, Stephen	QB	Miami (FL)	4	0	2015
Morriss, Guy	C	TCU	50, 62	158	1973-83
Morse, Bobby	RB/KR	Michigan State	36	11	1987
Mortell, Emmett	B	Wisconsin	31	30	1937-39
Moseley, Mark	K	Stephen F. Austin	3	14	1970
Moselle, Dom	B	Wisconsin-Superior	24	12	1954
Moten, Adrian	LB	Maryland	57	1	2012
Mrkonic, George	T	Kansas	72	10	1953
Muha, Joe	B	Virginia Military	36	56	1946-50
Muhlmann, Horst	K	No College	16	37	1975-77
Mulligan, George	E	Catholic	42	9	1936
Murley, Dick	T	Purdue	68	5	1956
Murphy, Nick	P	Arizona State	3	1	2005
Murray, Calvin	HB	Ohio State	42	8	1981-82
Murray, DeMarco	RB	Oklahoma	29	15	2015
Murray, Eddie	K	Tulane	3	16	1994
Murray, Francis	B	Penn	11	22	1939-40
Myers, Brad	B	Bucknell	46	9	1958
Myers, Jack	B	UCLA	32	24	1948-50

<b>N</b>	<b>POS</b>	<b>COLLEGE</b>	<b>JERSEY</b>	<b>GMS</b>	<b>YEARS</b>
Nacrelli, Andy	E	Fordham	87	2	1958
Nease, Mike†	C/T	Tennessee-Chattanooga	78	2	1987
Nelson, Al	DB	Cincinnati	26	105	1965-73
Nelson, Dennis	T	Illinois State	68	16	1976-77
Nelson, Tom	S	Illinois State	49	4	2011
Nettles, Jim	DB	Wisconsin	9	54	1965-68
Newton, Charles	B	Washington	40	12	1939-40
Nichols, Gerald	DT	Florida State	74	7	1993
Niland, John	G	Iowa	74	14	1975-76
Nipp, Maurice	G	Loyola (CA)	68	25	1952-53, 1956
Nocera, John	LB	Iowa	29	48	1959-62
Norby, Jack	B	Idaho	26	1	1934
Nordquist, Mark	G	Pacific	68	96	1968-74
Norton, Jerry	B	Southern Methodist	41	51	1954-58
Norton, Jim	T	Washington	73	6	1968

Norwood, Jordan	WR	Penn State	84	1	2009
Nowak, Walt	E	Villanova	81	2	1944
<b>O</b>	<b>POS</b>	<b>COLLEGE</b>	<b>JERSEY</b>	<b>GMS</b>	<b>YEARS</b>
Oakes, Don	T	Virginia Tech	77	21	1961-62
O'Boyle, Harry	B	Notre Dame	16	2	1933
O'Brien, Davey	B	TCU	5, 8	22	1939-40
O'Brien, Ken	QB	California-Davis	7	5	1993
Obst, Henry	G	Syracuse	22	1	1933
Oden, Derrick	LB	Alabama	58	35	1993-95
Olds, Bill	RB	Nebraska	38, 39	11	1976
Oliver, Greg	RB	Trinity (TX)	48	25	1973-74
Oliver, Hubie	FB	Arizona	34	53	1981-85
O'Neal, Brian	FB	Penn State	31	14	1994
Opperman, Jim	LB	Colorado State	54	10	1975
O'Quinn, John	E	Wake Forest	81	5	1951
Ordway, William	B	North Dakota	NA	0	1939
Oristaglio, Bob	E	Pennsylvania	89	4	1952
Ormsbee, Elliott	B	Bradley	40	4	1946
Osborne, Mike	LB	Kansas State	57	16	1978
Osborne, Richard	TE	Texas A&M	88	34	1976-78
Outlaw, John	DB	Jackson State	20	76	1973-78
Overmyer, Bill	LB	Ashland	56	6	1972
Owens, Don	T	Southern Mississippi	70	27	1958-60
Owens, Jeff	DT	Georgia	64	1	2010
Owens, Terrell	WR	Tennessee-Chattanooga	81	21	2004-05

<b>P</b>	<b>POS</b>	<b>COLLEGE</b>	<b>JERSEY</b>	<b>GMS</b>	<b>YEARS</b>
Pacella, Dave	G/C	Maryland	72	16	1984
Padlow, Max	E	Ohio State	28	5	1935
Page, Jarrad	S	UCLA	41	6	2011
Pagliei, Joe	B	Clemson	32	7	1959
Palelei, Lonnie	T/G	UNLV	77	16	1999
Palmer, Leslie	B	North Carolina State	40, 84	5	1948
Panos, Joe	G	Wisconsin	63, 72	54	1994-97
Papale, Vince	WR	St. Joseph's	83	41	1976-78
Pape, Orrin	B	Iowa	19	0	1933
Parker, Artimus	DB	Southern California	24	42	1974-76
Parker (Thomas), Juqua	DE	Oklahoma State	75	105	2005-2012
Parker, Rodney	WR	Tennessee State	83	19	1980-81
Parkey, Cody	K	Auburn	1	19	2014-15
Parmer, Jim	B	Oklahoma A&M	43	88	1948-56
Parry, Josh	FB	San Jose State	49	29	2004-05
Paschal, Marcus	S	Iowa	32	3	2007
Paschka, Gordon	G	Minnesota	61	10	1943
Pastorini, Dan	QB	Santa Clara	6	3	1982-83
Pate, Rupert	G	Wake Forest	63	8	1942
Patrick, Chris	T	Nebraska	64	0	2008
Patterson, Dimitri	CB	Tuskegee	23	27	2008-10
Patterson, Mike	DT	Southern California	98	115	2005-12
Patton, Cliff	G	TCU	65	52	1946-50
Patton, Jerry	DT	Nebraska	77	14	1974
Payne, Ken	WR	Langston	82	16	1978
Peaks, Clarence	B	Michigan State	26	83	1957-63
Pederson, Doug	QB	Northeast Louisiana	14	16	1999
Peete, Rodney	QB	Southern California	9	30	1995-98
Pegg, Harold	C	Bucknell	19	0	1940
Pellegrini, Bob	LB	Maryland	53	59	1956, 1958-61
<b>Peters, Jason</b>	<b>T</b>	<b>Arkansas</b>	<b>71</b>	<b>104</b>	<b>2009-*</b>
Penaranda, Jairo	RB	UCLA	38	4	1985
Peoples, Woody	G	Grambling	69	47	1978-80
Perot, Pete	G	Northwestern Louisiana	62	67	1979-84
Perrino, Mike†	T	Notre Dame	64	3	1987

# ALL-TIME ROSTER



Perry, Bruce	RB	Maryland	35	5	2004-06
Perry, William	DT	Clemson	90	24	1993-94
Peters, Floyd	DT	San Francisco State	72	69	1964-69
Peters, Scott	C/G	Arizona State	62	0	2002
Peters, Volney	T	Southern California	76	10	1958
Pettigrew, Gary	DT	Stanford	88	111	1966-74
Philbin, Gerry	DE	Buffalo	77	13	1973
Phillips, Jason	LB	Texas Christian	52	0	2013
Phillips, Ray	LB	Nebraska	52	53	1978-81
Phillips, Ray†	DE/LB	North Carolina State	93	3	1987
Piasecky, Albert	E	Duke	NA	0	1942
Picard, Bob	WR	Washington State	82	46	1973-76
Pihos, Pete	E	Indiana	35	107	1947-55
Pilconis, Joe	E	Temple	18, 28, 2,	24	32 1934, 1936-37
Pinder, Cyril	B	Illinois	22	42	1968-70
Pinkston, Todd	WR	Southern Mississippi	87	78	2000-05
Piro, Henry	E	Syracuse	89	10	1941
Pisarcik, Joe	QB	New Mexico State	9	29	1980-84
Pitts, Alabama	B	No College	50	3	1935
Pitts, Mike	DT/DE	Alabama	74	75	1987-92
Pivarnick, Joe	G	Notre Dame	29	6	1936
Poage, Ray	E	Texas	35	27	1964-65
Polk, Chris	RB	Washington	32	36	2012-14
Pollard, Al	B	Army	21	30	1951-53
Polley, Tom	LB	UNLV	57	2	1985
Pollock, William	B	PA Military Academy	44	0	1943
Pope, Geoff	CB	Howard	30	1	2009
Porter, Ron	LB	Idaho	50	54	1969-72
Poth, Phil	G	Gonzaga	NA	1	1934
Powell, Art	B	San Jose State	87	12	1959
Powlus, Ron	QB	Notre Dame	11	0	2000
Poyer, Jordan	CB	Oregon State	33	3	2013
Prater, Shaun	CB	Iowa	31	1	2013
Preece, Steve	DB	Oregon State	33	22	1970-72
Prescott, Hal	E	Hardin-Simmons	86	25	1947-49
President, Andre	TE	Angelo State	48	0	1997
Priestly, Robert	E	Brown	81	9	1942
Prisco, Nick	B	Rutgers	18	2	1933
Pritchard, Bosh	B	Virginia Military	30	54	1942, 1946-51
Pritchett, Stanley	RB	South Carolina	36	16	2000
Prosinski, Chris	S	Wyoming	33	8	2014
Puetz, Garry	T	Valparaiso	64	2	1979
Pylman, Bob	T	South Dakota State	39	21	1938-39
Pyne, Jim	C/G	Virginia Tech	73	5	2001

Q	POS	COLLEGE	JERSEY	GMS	YEARS
Quick, Mike	WR	North Carolina State	82	101	1982-90
Quinlan, Bill	E	Michigan State	83	11	1963

R	POS	COLLEGE	JERSEY	GMS	YEARS
Rado, George	E	Duquesne	27	19	1937-38
Ragazzo, Phil	T	Case Western Reserve	31, 77	16	1940-41
Ramsey, Herschel	E	Texas Tech	12, 88	35	1938-40, 1945
Ramsey, Knox	G	William & Mary	62	3	1952
Ramsey, LaJuan	DT	Southern California	77	15	2006-07
Ramsey, Nate	DB	Indiana State	24	134	1963-72
Rash, Lou	CB	Mississippi Valley State	28	4	1984
Raskowski, Leo	T	Ohio State	45	2	1935
Ratliff, Don	DE	Maryland	77	6	1975
Rau, Ryan	LB	Portland State	53	4	2012
Rauch, John	B	Georgia	11	4	1951
Rayburn, Sam	DT	Tulsa	91	52	2003-06
Raye, Jim	DB	Michigan State	30	2	1969

Reader, Jamie	FB	Akron	34	16	2001
Reagan, Frank	B	Pennsylvania	40	36	1949-51
Reagor, Montae	DT	Texas Tech	94	7	2007
Reaves, John	QB	Florida	6, 7	16	1972-75
Recher, Dave	C	Iowa	50, 51	46	1965-68
Reed, J.R.	S/KR	South Florida	30	34	2004-05, 07-08
Reed, James	LB	California	57	4	1977
Reed, Michael	FB	Washington	39	4	1998
Reed, Taft	B	Jackson State	17	6	1967
Reese, Henry	C/LB	Temple	25, 20	48	1935-39
Reese, Ike	LB	Michigan State	58	112	1998-2004
Reeves, Ken	T	Texas A&M	66	69	1985-89
Reeves, Marion	DB	Clemson	45	14	1974
Reichenbach, Mike	LB	East Stroudsburg	55	87	1984-89
Reichow, Jerry	E	Iowa	17	12	1960
Reid, Alan	RB	Minnesota	24	1	1987
Reid, Mike	S	North Carolina State	42	12	1993-94
Reid, Willie	WR	Florida State	18	0	2008
Reilly, Kevin	LB	Villanova	52	21	1973-74
Renfro, Leonard	DT	Colorado	94	23	1993-94
Renfro, Will	E	Memphis State	66	14	1961
Repko, Jay†	TE	Ursinus	89	3	1987
Restic, Joe	E	Villanova	82	3	1952
Retzlaff, Pete	E	South Dakota State	25, 44	132	1956-66
Reutt, Ray	E	Virginia Military	81	2	1943
Reynolds, Dallas	C	BYU	66	16	2009, 2012
Reynolds, Ed	S	Stanford	30	6	2015
Ricca, Jim	T	Georgetown	71	7	1955-56
Rice, Denzel	CB	Coastal Carolina	35	4	2015
Richards, Bobby	E	LSU	68	56	1962-65
Richardson, Jess	T	Alabama	65, 72	97	1953-61
Richardson, Paul	WR	UCLA	81	1	1993
Richmond, Greg	LB	Oklahoma State	98, 56, 50	0	2005
Riffle, Dick	B	Albright	45	32	1938-40
Riley, Lee	B	Detroit Mercy	22	33	1956, 1958-59
Rimington, Dave	C	Nebraska	50	22	1988-89
Ringo, Jim	C	Syracuse	54	56	1964-67
Rissmiller, Ray	T	Georgia	77	1	1966
Ritchie, Jon	FB	Stanford	48	19	2003-04
Robb, Joe	E	TCU	66	24	1959-60
Roberts, John	B	Georgia	12	10	1933-34
Robinson, Burle	E	BYU	27	7	1935
Robinson, Jacques†	FB	Washington	22	3	1987
Robinson, Jerry	LB	UCLA	56	87	1979-84
Robinson, Ramzee	CB	Alabama	28	3	2009
Robinson, Wayne	LB	Minnesota	52	58	1952-56
Rocca, Sav	P	No College	6	64	2007-10
Rodgers-Cromartie, D.	CB	Tennessee State	23	29	2011-12
Roffler, William	B	Washington State	23	3	1954
Rogalla, John	B	Scranton	32	8	1945
Rogas, Dan	G	Tulane	65	10	1952
Rogers, Stefan	T	Lambuth	64	0	2006-07
Rolle, Brian	LB	Ohio State	59, 52	20	2011-12
Romanowski, Bill	LB	Boston College	53	32	1994-95
Romero, Ray	G	Kansas State	68	7	1951
Roper, Dedrick	LB	Northwood	59	14	2005-06
Roper, John	LB	Texas A&M	53	3	1993
Rose, Ken	LB	UNLV	55	61	1990-94
Ross, Alvin†	FB	Central State (OH)	41	2	1987
Ross, Oliver	T	Iowa State	73	0	1999
Rossovich, Tim	LB	Southern California	82	55	1968-71
Rossum, Allen	CB/KR	Notre Dame	25	31	1998-99

# ALL-TIME ROSTER



Roton, Herbert	E	Auburn	18, 36	9	1937
Roussel, Tom	LB	Southern Mississippi	54	3	1973
Rowan, Everitt	E	Ohio State	32	2	1933
Rowe, Eric	DB	Utah	32	16	2015
Rowe, Robert	B	Colgate	37	4	1935
Royals, Mark†	P	Appalachian State	5	1	1987
Rucker, Keith	DT	Ohio Wesleyan	96	0	1996
Rucker, Martin	TE	Missouri	89	0	2009
Rudolph, Joe	G	Wisconsin	64	4	1995
Runager, Max	P	South Carolina	4	72	1979-83, 1989
Runyan, Jon	T	Michigan	69	144	2000-08
Russell, Booker	FB	Southwest Texas State	32	12	1981
Russell, James	T	Temple	17, 22	14	1936-37
Russell, Laf	B	Northwestern	15	7	1933
Russell, Rusty	T	South Carolina	79	1	1984
Ruzek, Roger	K	Weber State	7	58	1989-93
Ryan, Pat	QB	Tennessee	10	4	1991
Ryan, Rocky	E	Illinois	45	24	1956-58
Ryans, DeMeco	LB	Alabama	59	54	2012-15
Ryczek, Paul†	C	Virginia	73	3	1987
Rypien, Mark	QB	Washington State	11	1	1996

S	POS	COLLEGE	JERSEY	GMS	YEARS
Sader, Steve	B	No College	33	2	1943
Saidock, Tom	T	Michigan State	75	11	1957
Salas, Greg	WR	Hawaii	19	0	2012
Sampleton, Lawrence	TE	Texas	87	32	1982-84
Samson, Michael	DT	Grambling	98	2	1996
Samuel, Asante	CB	Central Florida	22	56	2008-11
Sanchez, Mark	QB	USC	3	13	2014-15
Sanders, Jack	G	Southern Methodist	67	3	1943, 1945
Sanders, John	DB	South Dakota	26	30	1977-79
Sanders, Thomas	RB	Texas A&M	45	15	1990-91
Sandifer, Dan	B	LSU	31	17	1950-51
Sapp, Ricky	DE	Clemson	94	0	2010
Sapp, Theron	B	Georgia	30	47	1959-63
Savitsky, George	T	Penn	75	24	1948-49
Saxon, James	FB	San Jose State	22	9	1995
Scarpati, Joe	B	North Carolina State	21	82	1964-69, 1971
Schad, Mike	G	Queens (Canada)	79	55	1989-93
Schaefer, Don	B	Notre Dame	24	12	1956
Schau, Ryan	T/G	Illinois	67	13	1999-2001
Schmitt, Owen	FB	West Virginia	32	31	2010-11
Schmitt, Ted	C	Pittsburgh	41	33	1938-40
Schnelker, Bob	E	Bowling Green	85	8	1953
Schneller, Bill	B	Mississippi	24	0	1940
Schobel, Matt	TE	TCU	89	36	2006-08
Schrader, Jim	C	Notre Dame	51	40	1962-64
Schreiber, Adam	G/C	Texas	76	27	1986-88
Schuehle, Jake	B	Rice	38	2	1939
Schultz, Eberle	G	Oregon State	48, 71	21	1940, 1943
Schulz, Jody	LB	East Carolina	53, 95	44	1983-87
Sciarra, John	DB	UCLA	21	76	1978-83
Sciullo, Steve	G	Marshall	68	15	2004
Scott, Clyde	B	Arkansas	27	23	1949-52
Scott, Gari	WR	Michigan State	16, 86	3	2000-01
Scott, Ian	DT	Florida	91	0	2007
Scott, Jake	G	Idaho	64	7	2012
Scott, Tom	E	Virginia	82	72	1953-58
Scotti, Ben	B	Maryland	48	9	1962-63
Seals, Leon	DT	Jackson State	97	5	1992
Sears, Vic	T	Oregon State	79	131	1941-53

Seay, Mark	WR	Long Beach State	81	28	1996-97
Sebastian, Mike	B	Pittsburgh	34	4	1935
Selby, Rob	G	Auburn	75	32	1991-94
<b>Seumalo, Isaac</b>	<b>G</b>	<b>Oregon State</b>	<b>73</b>	<b>9</b>	<b>2016-*</b>
Shann, Bob	B	Boston College	25	10	1965, 67
Sharkey, Ed	T	Duke	66	19	1954-55
Shaub, Harry	G	Cornell	NA	1	1935
Shaw, Rickie	T	North Carolina	68	0	1994
Shaw, Ricky	LB	Oklahoma State	51	16	1989-90
Shepherd, JaCorey	CB	Kansas	36	0	2015
Sheppard, Lito	CB	Florida	26	93	2002-08
Sherman, Al	B	Brooklyn College	10	51	1943-47
Sherman, Heath	RB	Texas A&I	23	76	1989-93
Shires, Marshall	T	Tennessee	72	7	1945
Shonk, John	E	West Virginia	85	10	1941
Short, Jason	LB	Eastern Michigan	52	29	2004-06
Shuler, Mickey	TE	Penn State	82, 85	20	1990-91
Siano, Mike†	WR	Syracuse	86	3	1987
Sikahema, Vai	WR/PR	BYU	22	32	1992-93
Simerson, John	C	Purdue	53, 64	16	1957-58
Simmons, Clyde	DE	Western Carolina	96	124	1986-93
Simon, Corey	DT	Florida State	90	78	2000-04
Simoneau, Mark	LB	Kansas State	53, 50	46	2003-05
Sims, David	S	Iowa State	21	15	2012
Sims, Ernie	LB	Florida State	50	15	2010
Sinceno, Kaseem	TE	Syracuse	89	10	1998-99
Sinclair, Michael	DE	Eastern New Mexico	75	4	2002
Singletary, Reggie	DT/G	North Carolina State	68, 97	61	1986-90
Sisemore, Jerry	T	Texas	76	156	1973-84
Sistrunk, Manny	DT	Arkansas-Pine Bluff	79	60	1976-79
Skaggs, Jim	G	Washington	70	100	1963-72
Skladany, Leo	E	Pittsburgh	63	3	1949
Skladany, Tom	P	Ohio State	5	4	1983
Slater, Mark	C	Minnesota	61	73	1979-83
Slay, Henry	DT	West Virginia	95	3	1998
Slechta, Jeremy	DT	Nebraska	79	13	2002
Small, Jessie	LB	Eastern Kentucky	52	47	1989-91
Small, Torrance	WR	Alcorn State	80	29	1999-2000
Smalls, Fred†	LB	West Virginia	53	3	1987
<b>Smallwood, Wendell</b>	<b>RB</b>	<b>West Virginia</b>	<b>28</b>	<b>13</b>	<b>2016-*</b>
Smart, Rod	RB	Western Kentucky	24	6	2001
Smeja, Rudy	E	Michigan	82	11	1946
Smith, Alex	TE	Stanford	82	16	2009
Smith, Ben	CB/S	Georgia	26	39	1990-93
Smith, Brad	WR	Missouri	16	19	2013-14
Smith, Bryan	DE	McNeese State	63	0	2008
Smith, Charles	WR	Grambling	85	118	1974-81
Smith, C.J.	CB	North Dakota State	37	10	2016
Smith, Darrin	LB	Miami (FL)	56	7	1997
Smith, Daryle	T	Tennessee	63, 75	33	1990-92
Smith, Ed	TE	No College	89	7	1999
Smith, J.D.	T	Rice	76	65	1959-63
Smith, Jack	C	Stanford	83	6	1942
Smith, Jackie	DB	Troy State	32	5	1971
Smith, John	T	Florida	83	1	1945
Smith, L.J.	TE	Rutgers	82	86	2003-08
Smith, Marcus	LB/DE	Louisville	90	37	2014-16
Smith, Milton	E	UCLA	30, 82	5	1945
Smith, Otis	CB	Missouri	30	62	1991-94
Smith, Phil	WR	San Diego State	83	3	1986
Smith, Ralph	E	Mississippi	85	38	1962-64
Smith, Ray	C	Missouri	29	1	1933



# ALL-TIME ROSTER



Smith, Rich	C	Ohio State	35	3	1933
Smith, Robert	B	Nebraska	43	4	1956
Smith, Ron	WR	San Diego State	81	14	1981-83
Smith, Steve	WR	USC	11	9	2011
Smith, Steve	T	Michigan	74, 78	41	1971-74
Smith, Troy	WR	East Carolina	83, 19	1	1999
Smith, Wade	OL	Memphis	73	5	2014
Smothers, Howard	G	Bethune-Cookman	77	0	1995
Smukler, Dave	B	Temple	13	36	1936-39
Snead, Norman	B	Wake Forest	16	85	1964-70
Snyder, Lum	T	Georgia Tech	73, 79	59	1952-55, 1958
Sodaski, John	LB	Villanova	96	18	1972-73
Sokolis, Stan	T	Pennsylvania	NA	0	1933
Solomon, Freddie	WR	South Carolina State	17, 84	43	1995-98
Solt, Ron	G	Maryland	65	44	1988-91
Somers, George	T	LaSalle	19	19	1939-40
Sopoaga, Isaac	DT	Hawaii	97	8	2013
Spach, Stephen	TE	Fresno State	41	13	2005
Spagnola, John	TE	Yale	88	111	1979-87
Spikes, Takeo	LB	Auburn	51	14	2007
Spillers, Ray	T	Arkansas	33	10	1937
<b>Sproles, Darren</b>	<b>RB</b>	<b>Kansas State</b>	<b>43</b>	<b>46</b>	<b>2014-*</b>
Square, Damion	DE	Alabama	77	10	2013
Stackpool, John	B	Washington	36	8	1942
Stacy, Siran	RB	Alabama	27	16	1992
Stafford, Dick	E	Texas Tech	86	11	1962-63
Staley, Duce	RB	South Carolina	22	98	1997-2003
Stallworth, Donté	WR	Tennessee	18	12	2006
Stasica, Leo	B	Colorado	NA	0	1941
Steele, Ernie	B	Washington	37	69	1942-48
Steere, Dick	T	Drake	72	5	1951
Steinbock, Laurence	T	St. Thomas	34	3	1933
Steinke, Gil	B	Texas A&I	41	25	1945-48
Stetz, Bill	G	Boston College	65	2	1967
Stevens, Don	B	Illinois	20	15	1952, 1954
Stevens, Matt	S	Appalachian State	45	18	1997-98
Stevens, Pete	C	Temple	20	4	1936
Stevens, Richard	T	Baylor	73	60	1970-74
Steward, Dean	B	Ursinus	36	6	1943
Stewart, Tony	TE	Penn State	81	3	2001-02
Stickel, Walt	T	Pennsylvania	72	23	1950-51
Stockton, Herschel	G	McMurry	21	22	1937-38
Storm, Edward	B	Santa Clara	22	21	1934-35
Strauthers, Tom	DE	Jackson State	93	47	1983-86
Stribling, Bill	E	Mississippi	80	26	1955-57
Strickland, Donald	CB	Colorado	33	3	2005
Striegel, Bill	G	Pacific	68	12	1959
Stringer, Bob	B	Tulsa	44	24	1952-53
Stuart, Roy	T	Tulsa	NA	0	1943
Stubbs, Daniel	DE	Miami (FL)	93	16	1995
Sturgeon, Cecil	T	North Dakota State	71	6	1941
<b>Sturgis, Caleb</b>	<b>K</b>	<b>Florida</b>	<b>6</b>	<b>29</b>	<b>2015-*</b>
Sturm, Jerry	C	Illinois	55	1	1972
Suffridge, Bob	G	Tennessee	60, 65	20	1941-45
Sugar, Leo	E	Purdue	84	14	1961
Sullivan, Tom	RB	Miami (FL)	25	80	1972-77
Supluski, Leonard	E	Dickinson	80	9	1942
Sutton, Joe	B	Temple	45	30	1950-52
Sutton, Mitch	DT	Kansas	79	18	1974-75
Swift, Justin	TE	Kansas State	89	1	1999
Sydner, Jeff	WR/PR	Hawaii	85	35	1992-94
Szafaryn, Len	T	North Carolina	74, 76	8	1957-58
Szymanski, Frank	C	Notre Dame	51	9	1948

T	POS	COLLEGE	JERSEY	GMS	YEARS
Talcott, Dan	T	Nevada	62	8	1947
Taliaferro, George	B	Indiana	24	3	1955
Tamburello, Ben	C/G	Auburn	61	50	1987-90
Tapeh, Thomas	FB	Minnesota	41	39	2004-07
Tapp, Darryl	DE	Virginia Tech	91, 55	39	2010-12
Tarasovic, George	E	LSU	82	31	1963-65
Tarver, John	RB	Colorado	49	8	1975
Taseff, Carl	B	John Carroll	23	5	1961
Tautalatasi, "Junior"	RB	Washington State	37	38	1986-88
Tautolo, Terry	LB	UCLA	58	59	1976-79
Taylor, Bobby	CB	Notre Dame	21	119	1995-2003
Teltschik, John	P	Texas	10	54	1986-90
Tennant, Matt	C	Boston College	68	8	2012
Te'o-Nesheim, Daniel	DE	Washington	52	6	2010
Thacker, Al	B	Charleston	60	3	1942
Thomas, Hollis	DT	Northern Illinois	78	126	1996-2005
Thomas, Johnny	CB	Baylor	41	9	1996
Thomas, Markus	RB	Eastern Kentucky	46	0	1993
Thomas, William	LB	Texas A&M	51	140	1991-99
Thomas, Tra	T	Florida State	72	166	1998-2008
Thomason, Bobby	QB	Virginia Military	11	68	1952-57
Thomason, J "Stumpy"	B	Georgia Tech	28, 29	19	1935-36
Thomason, Jeff	TE	Oregon	83	46	2000-2002, '04
Thompson, Broderick	T	Kansas	76	24	1993-94
Thompson, Don	E	Richmond	84	3	1964
Thompson, Russ	T	Nebraska	25	11	1940
Thompson, Tommy	B	Tulsa	10, 11	88	1941-42, 45-50
Thoms, Art	DE	Syracuse	80	12	1977
Thornburg, Jeremy	S	Northern Arizona	45	0	2005
Thornton, Cedric	DT/DE	Southern Arkansas	72	61	2011-15
Thornton, Dick	B	Missouri-Rolla	28	10	1933
Thrash, James	WR	Missouri Southern	80	47	2001-03
Thrower, Jim	DB	Texas A&M-Commerce	49	24	1970-72
Thurbon, Robert	B	Pittsburgh	49	10	1943
Thurmond, Walter	CB	Oregon	26	16	2015
Timpson, Michael	WR	Penn State	83	15	1997
Tinsley, Scott†	QB	Southern California	11	3	1987
Tobin, Matt	T	Iowa	64	42	2013-16
Togafau, Pago	LB	Idaho State	52	7	2007
Tom, Mel	DE	San Jose State	58, 99	88	1967-73
Tomasetti, Lou	B	Bucknell	15	16	1940-41
Toney, Anthony	FB	Texas A&M	25	67	1986-90
Torrey, Bob	FB	Penn State	39	1	1980
Townsend, Greg	DE	TCU	93	16	1994
Tracey, John	E	Texas A&M	80	9	1961
Treggs, Bryce	WR	California	16	9	2016
Tremble, Greg	DB	Georgia	25	4	1995
Tripucka, Frank	B	Notre Dame	10	0	1949
Trost, Milton	T	Marquette	27	7	1940
Trotter, Jeremiah	LB	Stephen F. Austin	54	116	1998-01, 04-06, 09
Troup, Bill	QB	South Carolina	12	0	1975
Tucker, Matthew	RB	TCU	39	2	2013
Tulloch, Stephen	LB	North Carolina State	50	12	2016
Tupou, Fenuki	T	Oregon	78	0	2009
Tupper, Jeff	DE	Oklahoma	69	3	1986
Turnbow, Guy	T	Mississippi	33, 28	11	1933-34
Turner, Kevin	FB	Alabama	34	58	1995-99
Turner, Paul	WR	Louisiana Tech	19	4	2016
Turrall, Williet	RB	New Mexico	23	1	1987
Tuten, Rick	P	Florida State	14	2	1989
Tyrrell, Joe	G	Temple	69	2	1952

# ALL-TIME ROSTER



U	POS	COLLEGE	JERSEY	GMS	YEARS
Ulmer, Michael†	DB	Doane	32	1	1987
Unutoa, Morris	C	BYU	68	48	1996-98
Upersa, Tuufuli	G	Montana	75	2	1971
Urevig, Claude	B	North Dakota	30	0	1935

V	POS	COLLEGE	JERSEY	GMS	YEARS
<b>Vaeao, Destiny</b>	<b>DT</b>	<b>Washington State</b>	<b>97</b>	<b>16</b>	<b>2016-*</b>
<b>Vaitai, Halapoulivaati T</b>	<b>TCU</b>		<b>72</b>	<b>7</b>	<b>2016-*</b>
Valentine, Zack	LB	East Carolina	54	8	1982-83
Vallos, Steve	C/G	Wake Forest	68	2	2012
Van Brocklin, Norm	QB	Oregon	11	36	1958-60
Van Buren, Ebert	B	LSU	17, 31	36	1951-53
Van Buren, Steve	B	LSU	15	83	1944-51
Vandervelde, Julian	C/G	Iowa	73, 61	18	2011-15
Van Dyke, Alex	WR	Nevada	86	6	1999-2000
Van Dyke, Bruce	G	Missouri	66	4	1966
Vasys, Arunas	LB	Notre Dame	61	22	1966-68
Vick, Michael	QB	Virginia Tech	7	54	2009-13
Vick, Roger	RB	Texas A&M	43	14	1990
Vincent, Troy	CB	Wisconsin	23	118	1996-2003
von Oelhoffen, Kimo	DT	Boise State	66	8	2007

W	POS	COLLEGE	JERSEY	GMS	YEARS
Wagner, Steve	S/LB	Wisconsin	42	4	1980-81
Wainright, Frank	TE	Northern Colorado	87	7	1995
Walik, Billy	WR	Villanova	9	32	1970-72
Walker, Adam	FB	Pittsburgh	29	13	1996
Walker, Corey	RB	Arkansas State	39, 29	14	1997-98
Walker, Darwin	DT	Tennessee	97	87	2000-06
Walker, Herschel	RB	Georgia	34	48	1992-94
<b>Walker, Joe</b>	<b>LB</b>	<b>Oregon</b>	<b>59</b>	<b>0</b>	<b>2016-*</b>
Wall, Jamar	S	Texas Tech	37	1	2010
Wallace, Al	DE/LB	Maryland	96	16	1997-99
Walston, Bobby	E/K	Georgia	83	148	1951-62
Walters, Pete†	G	Western Kentucky	68	3	1987
Walters, Stan	T	Syracuse	75	127	1975-83
Walton, John	QB	Elizabeth City State	10, 11	15	1976-79
Ward, Jim	QB	Gettysburg	7	2	1971-72
Ware, Matt	CB	UCLA	21	27	2004-05
Warren, Buist	B	Tennessee	41	1	1945
Warren, Chris	RB	Ferrum	35	1	2000
Waters, Andre	SS	Cheyney	20	137	1984-93
Waters, Mike	FB	San Diego State	33	5	1986
Watkins, Danny	G	Baylor	63	23	2011-12
Watkins, Foster	B	West Texas A&M	39, 41	20	1940-41
<b>Watkins, Jaylen</b>	<b>DB</b>	<b>Florida</b>	<b>37, 26</b>	<b>24</b>	<b>2014-*</b>
Watkins, Larry	B	Alcorn A&M	34	37	1970-72
Watson, Edwin	RB	Purdue	35	6	1999
Watson, Terrell	RB	Azusa Pacific	35	1	2016
Watson, Tim	SS	Howard	33	3	1997
Watters, Ricky	RB	Notre Dame	32	48	1995-97
Wayne, Nate	LB	Mississippi	54, 51	25	2003-04
Wear, Robert	C	Penn State	51	3	1942
Weatherall, Jim	T	Oklahoma	77	36	1955-57
Weaver, Jed	TE	Oregon	87	16	1999
Weaver, Leonard	FB	Carson-Newman	43	17	2009-10
Weber, Chuck	LB	West Chester	51	38	1959-61
Weedon, Don	G	Texas	60	12	1947
Wegert, Ted	B	North Carolina	46	14	1955-56
Weiner, Albert	B	Muhlenberg	18	5	1934
Weinstock, Isadore	B	Pittsburgh	10	11	1935
Welbourn, John	G/T	California	76	56	1999-2003

Weldon, Casey	QB	Florida State	11	0	1992
Wells, Billy	B	Michigan State	27	12	1958
Wells, Harold	LB	Purdue	53	56	1965-68
Wells, Reggie	G	Clarion	76	8	2010
Wendlick, Joseph	FL	Oregon State	59	9	1940
<b>Wentz, Carson</b>	<b>QB</b>	<b>North Dakota State</b>	<b>11</b>	<b>16</b>	<b>2016-*</b>
Wenzel, Jeff†	T	Tulane	72	3	1987
West, Ed	TE	Auburn	83	32	1995-96
West, Hodges	T	Tennessee	72	10	1941
West, Troy†	SS	Southern California	31	3	1987
Westbrook, Brian	RB	Villanova	36	107	2002-09
Whalen, Jim	E	Boston College	81	2	1971
Wheeler, Mark	DT	Texas A&M	97	13	1999
Whire, John	B	Georgia	NA	2	1933
White, Allison	T	TCU	21	7	1939
White, Reggie	DE/DT	Tennessee	91, 92	121	1985-92
White, Tracy	LB	Howard	54, 52	26	2008-09
Whiting, Brandon	DT/DE	California	98	88	1998-2003
Whitmore, David	S	Stephen F. Austin	42	3	1995
Whittingham, Fred	LB	Cal Poly San Luis Obispo	53, 56	18	1966, 1971
Wiatrak, John	C	Washington	NA	0	1939
Wilburn, Barry	FS	Mississippi	45	23	1995-96
Wilcox, John	T	Oregon	71	12	1960
Wilkes, Reggie	LB	Georgia Tech	51	115	1978-85
Wilkins, Jeff	K	Youngstown State	14	6	1994
Will, Erwin	DT	Dayton	67	5	1965
Willey, Norman	E	Marshall	44, 63, 86	92	1950-57
Williams, Ben	DT	Minnesota	90	3	1999
Williams, Bernard	T	Georgia	74	16	1994
Williams, Bobbie	G	Arkansas	66	33	2000-03
Williams, Boyd	C	Syracuse	51	6	1947
Williams, Byron	WR	Texas-Arlington	80	0	1983
Williams, Calvin	WR	Purdue	89	93	1990-96
Williams, Cary	CB	Washburn	26	32	2013-14
Williams, Charlie	CB	Jackson State	47	7	1978
Williams, Clyde	T	Georgia Tech	20	3	1935
Williams, Henry "Gizmo"	WR/KR	East Carolina	81	13	1989
Williams, Jason	LB	Western Illinois	57	2	2012
Williams, Jerry	B	Washington State	49	33	1953-54
Williams, Joel	LB	Wisconsin-LaCrosse	59	39	1983-85
Williams, Michael	RB	Mississippi College	32	31	1983-84
Williams, Roger	DB	Grambling	23	0	1973
Williams, Ted	B	Boston College	31	11	1942
Williams, Tex	G	Auburn	77	5	1942
Williams, Tyrone	DE	Wyoming	95	7	1999-2000
Willis, James	LB	Auburn	50	52	1995-98
Wilson, Bill	E	Gonzaga	23	1	1938
Wilson, Brenard	S	Vanderbilt	22	118	1979-86
Wilson, Harry	B	Nebraska	41	6	1967-70
Wilson, Jerry	E	Auburn	88	16	1959-60
Wilson, Osborne	G	Penn	25, 15	28	1933-35
Winfield, Vern	G	Minnesota	67	14	1972-73
Wink, Dean	DT	Yankton	64	12	1967-68
Wirgowski, Dennis	DE	Purdue	75	13	1973
<b>Wisniewski, Stefan</b>	<b>C/G</b>	<b>Penn State</b>	<b>61</b>	<b>16</b>	<b>2016-*</b>
Wistert, Al	T	Michigan	70	95	1943-51
Witherspoon, Derrick	RB	Clemson	31	34	1995-97
Witherspoon, Will	LB	Georgia	50	11	2009
Wittenborn, John	G	Southeast Missouri State	62	35	1960-62
Wojciechowicz, Alex	C	Fordham	53	48	1946-50
Wolfe, Red	B	Texas	32	0	1940
Wolff, Earl	S	North Carolina State	28	18	2013-14
Woltman, Clem	T	Purdue	15	31	1938-40

# ALL-TIME ROSTER



Woodard, Marc	LB	Mississippi State	57	48	1994-96
Woodeshick, Tom	B	West Virginia	37	111	1963-71
Woodruff, Lee	B	Mississippi	11	9	1933
Woodruff, Tony	WR	Fresno State	83	23	1982-84
Woodson, Sean	S	Jackson State	37	0	1998
Worden, Neil	B	Notre Dame	32	24	1954, 1957
Woulfe, Mike	LB	Colorado	63	13	1962
Wright, Gordon	G	Delaware State	66	3	1967
Wright, Sylvester	LB	Kansas	52	22	1995-96
Wukits, Al	C	Duquesne	50	10	1943
Wyatt, Antwuan	WR	Bethune-Cookman	85	1	1997
Wydo, Frank	T	Cornell	74, 75	72	1952-57
Wyhonic, John	G	Alabama	66	23	1946-47
Wynn, Dexter	CB	Colorado State	31	28	2004-06
Wynn, William	DE	Tennessee State	71	54	1973-76

Y	POS	COLLEGE	JERSEY	GMS	YEARS
Young, Adrian	LB	Southern California	35	40	1968-72
Young, Charle	TE	Southern California	86	56	1973-76
Young, Glen	WR	Mississippi State	89	16	1983
Young, Michael	WR	UCLA	83	10	1993
Young, Roynell	CB	Alcorn State	43	117	1980-88
Young, Scott	G	BYU	71	13	2005-07
Young, Vince	QB	Texas	9	6	2011
Youngelman, Sid	T	Alabama	73	29	1956-58
Yovicsin, John	E	Gettysburg	81	1	1944

Z	POS	COLLEGE	JERSEY	GMS	YEARS
Zabel, Steve	E/LB	Oklahoma	89	60	1970-74
Zandofsky, Mike	G	Washington	66	5	1997
Zendejas, Luis	K	Arizona State	8	20	1988-89
Ziegler, Frank	B	Georgia Tech	41	57	1949-53
Zilly, John	E	Notre Dame	88	12	1952
Zimmerman, Don	WR	Northeast Louisiana	80	39	1972-76
Zimmerman, Roy	B	San Jose State	7	41	1942-46
Zizak, Vince	T	Villanova	23	22	1934-37
Zomalt, Eric	SS	California	27	30	1994-96
Zordich, Michael	SS	Penn State	36	79	1994-98
Zyntell, James	G	Holy Cross	21, 9, 16	23	1933-35

# ALL-TIME PRACTICE SQUAD



PLAYER	POS	COLLEGE	YEARS	PLAYER	POS	COLLEGE	YEARS
Emmanuel Acho	LB	Texas	2013-14	Jeremy Ebert	WR	Northwestern	2012
Jamar Adams	S	Michigan	2010	Anthony Edwards	WR	N.M. Highlands	1989
James Allen	RB	Oklahoma	1997	Steve Edwards	T	Central Florida	2002
Danny Amendola	WR	Texas Tech	2008-09	Pannel Egboh	DT	Stanford	2010
Josh Andrews	OL	Oregon State	2014	Dante Ellington	T	Alabama	2003
Kyle Arrington	CB	Hofstra	2008	Allen Ervin	RB	Lambuth	2009
Patrick Augafa	G	Iowa State	1997	Tala Esera	G	Hawaii	2008
David Bailey	DE	Oklahoma State	1989	Joey Evans	DE	North Carolina	2003
Brandon Bair	DE	Oregon	2013	Randall Evans	CB	Kansas State	2015
Michael Bamiro	T	Stony Brook	2013	Paul Fanaika	G	Arizona State	2009
Robert Barr	T	Rutgers	1999	A.J. Feeley	QB	Oregon	2002
Kenjon Barner	RB	Oregon	2014	DeShawn Fogle	LB	Kansas State	1997
Ephesians Bartley	LB	Florida	1992	Therrian Fontenot	CB	Fresno State	2007
Chase Beeler	C	Stanford	2012	Fredric Ford	CB	Miss. Valley St.	1996
Joique Bell	RB	Wayne State	2010	Maurice Fountain	DE	Clemson	2011
Paul Berardelli	G	Villanova	1989	Chase Ford	TE	Miami, FL	2012
Andrew Bonnet	FB	North Dakota State	2016	Dustin Fox	CB	Ohio St.	2006
James Bostic	RB	Auburn	1998	Todd France	K	Toledo	2005
Jason Bostic	CB	Georgia Tech	1999	John Frank	DE	Utah	2001
Brett Boyko	T	UNLV	2015	Dominic Furio	C	UNLV	2005
Brett Brackett	TE	Penn State	2011	Steven Gabbard	T	Florida State	1989
Luther Broughton	TE	Furman	1997	Nick Gallery	P	Iowa	1998
Ben Brown	QB	Tennessee State	1990	Joel Gamble	FB	Shippensburg	2009
Curt Brown	DL	North Carolina	1993	Tom Garlick	WR	Fordham	1994
Phil Bryant	RB	Virginia Tech	1994	Michael Gasperson	WR	San Diego	2005-07
Vaughn Bryant	CB	Stanford	1995	Tom Gerhart	S	Ohio	1992
Chris Buckhalter	FB	So. Mississippi	1996	Kendrick Gholston	DE	Louisville	2000
Malcolm Bunche	G	UCLA	2015	Mike Gibson	G	California	2009
Dialleo Burks	WR	Eastern Kentucky	1996	Andrew Gleichert	TE	Michigan State	2015
Marcus Burley	CB	Delaware	2013	Ron Goetz	LB	Minnesota	1991
Lamont Burns	G	East Carolina	1998	Kevin Graf	T	USC	2014
Gerald Cadogan	T	Penn State	2009	Anthony Gray	RB	Western New Mexico	2001
Lonny Calicchio	K	Mississippi	1997	Darrell Greene	G	San Diego State	2016
Ronnie Cameron	DT	Old Dominion	2012	Aaron Grymes	CB	Idaho	2016
Eddie Canonico	CB	Sacramento St.	2005	Andy Hall	QB	Delaware	2004-05
Derek Carrier	TE	Beloit	2012	Branden Hall	G	Troy State	2004
Ben Cavil	G	Oklahoma	1996	Chad Hall	WR	Air Force	2010-11
Don Cherry	LB	Villanova	2016	Ray Hall	DE	Washington State	1994
Jeremy Clark	DT	Alabama	2007	Cobi Hamilton	WR	Arkansas	2014
Chuck Clements	QB	Houston	1998	Uhuru Hamiter	DE	Delaware State	2000
Gregory Clifton	WR	Johnson Smith	1994	Jamel Hamler	WR	Fresno State	2011
Dobson Collins	WR	Gardner-Webb	2009	Connor Hamlett	TE	Oregon State	2015
Jed Collins	FB	Washington State	2008	Thomas Hamner	RB	Minnesota	2000
Keith Council	DT	Hampton	1998	William Hampton	CB	Murray State	2000
Jonas Crafts	TE	UTEP	2005	Karl Hankton	WR	Trinity College	1998
Tarren Crawford	T/G	Central State (OH)	1998	Eric Harmon	G	Clemson	1991
B.J. Cunningham	WR	Michigan State	2012-13	Rod Harper	WR	Murray State	2010
Torrance Daniels	LB	Harding	2006	Erick Harris	CB	Liberty	2006-07
Chris Dausin	C	Texas A&M	1994	Brandon Harrison	WR	Howard Payne	1996
Brandon Davis	TE	Arkansas	2002	Brandon Harrison	S	Michigan	2009
Jason Davis	FB	Illinois	2007	Tyreo Harrison	LB	Notre Dame	2002
Pernell Davis	DT	Alabama-Birmingham	2001	Clinton Hart	S	Central Florida C.C.	2002
Tim Day	TE	Oregon	2006	Jasper Harvey	C	San Diego St.	2006
Anthony Denham	TE	Utah	2016	Tim Hasselbeck	QB	Boston College	2002
Alan Dial	S	UCLA	1989	Stanley Havili	FB	USC	2011
Kori Dickerson	TE	USC	2002-03	Jonathan Hefney	CB	Tennessee	2008
Nate Dingle	B	Cincinnati	1995	Maurice Henry	LB	Kansas State	1990
Marcus Downtin	LB	North Alabama	2012	Brandon Hepburn	LB	Florida A&M	2014-15
Troy Drake	T	Indiana	1995	Bill Hess	WR	West Chester	1991-92
Shawn Draper	TE	Alabama	2002	Anthony Hill	TE	NC State	2011
Tim Duckworth	G	Auburn	2008	P.J. Hill	RB	Wisconsin	2009
Franklin Dunbar	G	Middle Tennessee State	2008	Tyler Hoover	OL	Michigan State	2014

# ALL-TIME PRACTICE SQUAD



PLAYER	POS	COLLEGE	YEARS	PLAYER	POS	COLLEGE	YEARS
Brandon Houston	T	Oklahoma	1992	Mike McKenzie	TE	Baylor	1993
Emil Igwenagu	FB	Massachusetts	2012	Jason McKie	FB	Temple	2002
Jack Ikegwuonu	CB	Wisconsin	2009	Marvin McNutt	WR	Iowa	2012
Cornelius Ingram	TE	Florida	2010	Tim McTyer	CB	BYU	1997
Greg Isdamer	G	West Virginia	2009	Harvey Middleton	WR	Georgia Tech	1998
Omar Jacobs	QB	Bowling Green	2006	Brian Mihalik	DE	Boston College	2015
Alonzo Jackson	DE	Florida St.	2005	Ben Miller	FB	Air Force	2005
Jamaal Jackson	G/C	Delaware State	2003, 05	Garrett Mills	TE	Tulsa	2010
Xzavie Jackson	DE	Missouri	2007	Christian Mohr	DE	None	2006
Drisan James	WR	Boise State	2008	Kevin Monangai	RB	Villanova	2015
Jason Jefferson	DT	Wisconsin	2005	Horacio Moronta	DT	Wagner	1990
Justin Jenkins	WR	Mississippi State	2004	Stephen Morris	QB	Miami, FL	2015
Marcel Jensen	TE	Fresno State	2016	Raheem Mostert	RB	Purdue	2015
D.J. Johnson	CB	Jackson State	2011	Will Murphy	WR	Oregon	2013-14
Dwight Johnson	DE	Baylor	2000	Aaron Murray	QB	Georgia	2016
Keelan Johnson	S	Arizona St.	2013	Marques Murrell	DE	Appalachian State	2007
Marcus Johnson	WR	Texas	2016	Rob Myers	TE	Utah State	2009
Maurice Johnson	TE	Temple	1990	Stephen Neal	T	California State-Bakersfield	2001
Ron Johnson	DE	Shippensburg	2003	Aaron Neary	C	Eastern Washington	2016
Ronald Johnson	WR	USC	2011	Kyle Nelson	LS	New Mexico State	2012
Julian Jones	S	Missouri	2002	Jordan Norwood	WR	Penn State	2009
Preston Jones	QB	Georgia	1993	Babatunde Oshinowo	DT	Stanford	2008
Tyrone Jones	S	Arkansas State	1989	Jeff Owens	DT	Georgia	2010
Akeem Jordan	LB	James Madison	2007	Jonathan Palmer	T/G	Auburn	2007
Carlos Joseph	T	Miami	2005	Chris Pantale	TE	Boston College	2015
Alai Kalaniuvalu	G	Oregon State	1995	Josh Parry	FB	San Jose State	2003-04
Wade Keliikipi	DT	Oregon	2014	Marcus Paschal	S	Iowa	2007
William Kershaw	LB	Maryland	2007	Chris Patrick	T	Nebraska	2008
G.J. Kinne	QB	Tulsa	2013-14	Melvin Patterson	WR	Stephen F. Austin	1991
Jake Knott	LB	Iowa State	2014	Carlos Perez	WR	Florida	2004
Jordan Kovacs	S	Michigan	2014	Bruce Perry	RB	Maryland	2005-06
Jonathan Krause	WR	Vanderbilt	2015	Ifo Pili	DT	BYU	2004
Mike Labinjo	LB	Michigan State	2004	Casey Poppinga	TE	Utah State	2004
Reshard Langford	S	Vanderbilt	2009	Andre Powell	LB	Penn State	1992
Reggie Lawrence	WR	N. Carolina St.	1993	Quron Pratt	WR	Rutgers	2014-15
Nate Lawrie	TE	Yale	2004	Ramiro Pruneda	T	Monterrey Tech	2007
Darrell Lee	DE	Florida	2005	Travis Raciti	DT	San Jose State	2015
Mike Lee	CB	Fort Valley State	2015	Ryan Rau	LB	Portland State	2012
Norman LeJeune	S	LSU	2003	Jamie Reader	FB	Akron	1999
Jeremy Leman	LB	Illinois	2009	Robert Redd	WR/CB	Bowling Green	2005
Garret Limbrick	RB	Oklahoma State	1989	Michael Reed	FB	Washington	1998-99
Greg Lloyd	LB	Connecticut	2011	Willie Reid	WR	Florida State	2008
Travis Long	LB	Washington St.	2013	Isaac Remington	OL	Oregon	2013
Marcus Mailei	FB	Weber State	2009	Mike Renna	DT	Delaware	1991
Martell Mallett	RB	Arkansas-Pine Bluff	2010	Dallas Reynolds	G	BYU	2009-11
Mike Marquardt	DT	Arizona State	2008	Ed Reynolds	S	Stanford	2014-15
Byron Marshall	RB	Oregon	2016	Matt Reynolds	T	BYU	2012
Keyonta Marshall	DT	Grand Valley St.	2005	Anthony Rice	CB	Laverne	1997
Lemar Marshall	S	Michigan State	1999	Paul Richardson	WR	UCLA	1993
Whit Marshall	LB	Georgia	1996	Terry Richardson	RB	Syracuse	1995
Tee Martin	QB	Tennessee	2002	Greg Richmond	LB	Oklahoma State	2004, 06
Freddie Martino	WR	North Greenville	2015	Chris Roberson	CB	Eastern Michigan	2009
Eric Matthews	WR	Indiana	1997	Damien Robinson	S	Iowa	1997
Curtis Mayfield	WR	Oklahoma State	1992	Roderick Robinson	QB	Arkansas-Pine Bluff	1999
Shaheer McBride	WR	Delaware State	2008	Trenton Robinson	S	Michigan St.	2013
Nevin McCaskill	G	Hampton	2008	Dedrick Roper	LB	Northwood	2006
Eric McCoo	RB	Penn State	2003-04	Kendrick Rogers	T	Alabama A&M	2001
Ivory McCoy	DE	Michigan State	2002	Ron Rogers	LB	Georgia Tech	1998
Pat McCoy	T	West Texas A&M	2007	John Romero	C/G	California	2000
Deland McCullough	RB	Miami (OH)	1997	Oliver Ross	T	Iowa State	1999
Thomas McGaughey	SS	Houston	1996	Matt Rotheram	G	Pittsburgh	2016
Corey McIntyre	FB	West Virginia	2002	Glenn Rountree	G	Clemson	1999

# ALL-TIME PRACTICE SQUAD



PLAYER	POS	COLLEGE	YEARS	PLAYER	POS	COLLEGE	YEARS
Martin Rucker	TE	Missouri	2009	Zane Taylor	C	Utah	2011
Joe Rudolph	G	Wisconsin	1995	Daniel Te'o-Nesheim	DE	Washington	2011
Greg Salas	WR	Hawaii	2013	Duke Thomas	CB	Texas	2016
Bill Sampy	WR	Louisiana-Lafayette	2006-07	Andy Thorn	TE	Northern Iowa	2005
Sean Scott	WR	Millersville	2001	Cedric Thornton	DT	Southern Arkansas	2011
JaCorey Shepherd	CB	Kansas	2016	Elijah Thurmon	WR	Howard	2000
Paul Shields	FB	Arizona	1999	Rod Trafford	TE	South Carolina	2004
A.Q. Shipley	C	Penn State	2010	Frank Trotter	DT	Memphis	2012
Aziz Shittu	DT	Stanford	2016	Matthew Tucker	RB	TCU	2013-14
Jason Short	LB	Eastern Michigan	2003	Zach Tuiasosopo	FB	Washington	2006
Oscar Shorten	LB	Abilene Christian	1994	Fenuki Tupou	G	Oregon	2010
Kyle Shotwell	LB	Cal Poly	2007	Paul Turner	WR	Louisiana Tech	2016
Geroy Simon	WR	Maryland	1997	Colton Underwood	LB	Illinois State	2014
Kaseem Sinceno	TE	Syracuse	1998	Julian Vandervelde	G	Iowa	2012
Doug Skene	T	Michigan	1993	Chip Vaughn	S	Wake Forest	2010
Deontae Skinner	LB	Mississippi State	2015	Patrick Venzke	T	Idaho	2002
Henry Slay	DT	West Virginia	1998	Lee Vickers	TE	North Alabama	2006-07
Jeremy Slechta	DT	Nebraska	2002	Jamar Wall	CB	Texas Tech	2010
Rod Smart	RB	Western Kentucky	2001	David Watford	WR	Hampton	2016
C.J. Smith	CB	North Dakota State	2016	Mike Watson	T	West Virginia	2005
Troy Smith	WR	East Carolina	1999	Terrell Watson	RB	Azusa Pacific	2016
Jeff Smoker	QB	Michigan St.	2005	Tyrone Watson	WR	Tennessee State	1990
Howard Smothers	G	Bethune-Cookman	1995	Eddie Whitley	CB	Virginia Tech	2012
Paul Snellings	T	Georgia	2000	Ben Williams	DT	Minnesota	1999
Freddie Solomon	WR	South Carolina St.	1995	Jeremy Williams	WR	Tulane	2010
Ron Sterling	S	Maine	1989	Trae Williams	CB	South Florida	2008
Tony Stewart	TE	Penn State	2002	Marcus Wimberly	S	Miami	1998
Dax Strohmeyer	LB	Rutgers	2001	Sean Woodson	S	Jackson State	1998
Drew Strojny	T	Duke	2004	Stoney Woodson	CB	South Carolina	2009
Greg Studdard	T	Sam Houston State	1999	Sylvester Wright	LB	Kansas	1995
Andy Studebaker	LB	Wheaton	2008	Scott Young	G	BYU	2005
Nate Stupar	LB	Penn State	2012	Steve Zahursky	G	Kent State	1998
Kevin Swayne	WR	Wayne State	1999				
John Talley	TE	West Virginia	1989				

# EAGLES BY JERSEY NUMBER



## No. Players

- Happy Feller, Nick Mick-Mayer, Tony Franklin, Gary Anderson, Mat McBriar, Cody Parkey
- Joe Pilconis, Mike Michel, Mike Horan, Dean Dorsey, Steve DeLine, David Akers, Matt Barkley
- Roger Kirkman, Jack Concannon, Mark Moseley, Eddie Murray, Todd France, Reggie Hodges, Nick Murphy, Mike Kafka, Mark Sanchez
- Benjy Dial, Max Runager, David Jacobs, Dale Dawson, Bryan Barker, Tom Hutton, Mike McMahon, Kevin Kolb, Stephen Morris
- Joseph Kresky, Davey O'Brien, Roman Gabriel, Tom Skladany, Dean May, Mark Royals, Jeff Feagles, Donovan McNabb
- Jim MacMurdo, Gary Adams, John Reaves, Spike Jones, Dan Pastorini, Matt Cavanaugh, Bubby Brister, Jason Baker, Lee Johnson, Jose Cortez, Sav Rocca, Alex Henery, Caleb Sturgis
- Dick Frahm, Roy Zimmerman, John Huarte, Jim Ward, John Reaves, Ron Jaworski, Roger Ruzek, Ken O'Brien, Bobby Hoying, Sean Landeta, Jeff Garcia, Michael Vick, Sam Bradford
- Chuck Hajek, Davey O'Brien, Al Coleman, Paul McFadden, Luis Zendejas, Brad Goebel, Preston Jones, Dirk Johnson, Chas Henry, Donnie Jones
- James Zyntell, Sonny Jurgensen, Jim Nettles, Billy Walik, Joe Pisarcik, Don McPherson, Jim McMahon, Rodney Peete, Norm Johnson, Andy Hall, Jeff Garcia, Vince Young, Nick Foles, Thad Lewis
- Swede Ellstrom, George Kavel, Isadore Weinstock, Don Jackson, Maurice Harper, Tommy Thompson, Al Sherman, Frank Tripucka, Adrian Burk, Al Dorow, King Hill, George Mira, Mike Boryla, John Walton, Ove Johansson, John Teltschik, Pat Ryan, Koy Detmer, DeSean Jackson, Jonathan Krause, Chase Daniel
- Lee Woodruff, Jack Knapper, Ed Manske, Fritz Ferko, Bernie Lee, Francis Murray, Lou Ghecas, Richard Erdlitz, Tommy Thompson, John Rauch, Bobby Thomason, Norm Van Brocklin, Rick Arrington, John Walton, Jeff Christensen, Kyle Mackey, Scott Tinsley, Casey Weldon, Matt Bahr, Mark Rypien, Jay Fiedler, Ron Powlus, Tim Hasselbeck, Jeff Blake, Jeremy Bloom, Steve Smith, Trent Edwards, Josh Huff, Carson Wentz
- John Roberts, Ed Matesic, Art Buss, Herschel Ramsey, Kent Lawrence, Tom McNeill, Bill Troup, Bob Holly, Randall Cunningham
- George Kenneally, Dave Smukler, Len Barnum, Joe Hoague, Chuck Hughes, Rick Engles, Damaris Johnson, Josh Huff
- Swede Hanson, Rudy Gollomb, Woody Dow, Bob Gambold, Pete Liske, Marty Horn, Rick Tuten, Jeff Wilkins, Doug Pederson, A.J. Feeley, Riley Cooper
- Laf Russell, Osborne Wilson, John Konopka, William Hughes, Clem Woltman, Lou Tomasetti, Ted Laux, Steve Van Buren
- Sylvester Davis, Harry O'Boyle, James Zyntell, John Kusko, Elmer Kolberg, Norman Snead, Vern Davis, Horst Muhlmann, Rob Hertel, Jeff Kemp, Gari Scott, Justin Jenkins, Chad Hall, Brad Smith, Seyi Ajitrotutu, Bryce Treggs
- Joe Carter, James Russell, Ebert Van Buren, Fred Enke, Jerry Reichow, Ralph Guglielmi, Taft Reed, Harold Carmichael, Mitch Berger, Freddie Solomon, Lonny Calicchio, Arrelious Benn, Nelson Agholor
- Porter Lainhart, Nick Prisco, Albert Weiner, Joe Pilconis, Herbert Roton, Rankin Britt, Ray Hamilton, Ben Hawkins, Roman Gabriel, Dave Archer, Chris Boniol, Donté Stallworth, Willie Reid, Jeremy Maclin, Dorial Green-Beckham
- Roger Kirkman, Orrin Pape, Jim Leonard, Herman Bassman, Fritz Ferko, Tom Burnette, George Somers, Harold Pegg, Dan Berry, Tom Dempsey, Guido Merkens, Troy Smith, Sean Morey, Carl Ford, Michael Gasperson, Brandon Gibson, Mardy Gilyard, Greg Salas, Miles Austin, Paul Turner
- Alex Marcus, John Lipski, Clyde Williams, Howard Bailey, Pete Stevens, Jim MacMurdo, Henry Reese, Elmer Hackney, Don Stevens, Bibbles Bawel, Jim Harris, Frank Budd, Leroy Keyes, John Outlaw, Leroy Harris, Andre Waters, Vaughn Hebron, Brian Dawkins
- James Zyntell, Les Maynard, Paul Cuba, John Kusko, Herschel Stockton, Allison White, Chuck Cherundolo, William Boedeker, Al Pollard, Jim Carr, Joe Scarpati, Ray Jones, Jackie Allen, Wes Chesson, Al Clark, John Sciarra, Evan Cooper, Eric Allen, Bobby Taylor, Matt Ware, William James, Joselio Hanson, David Sims, Roc Carmichael, Jerome Couplin, Leodis McKelvin
- Henry Obst, Edward Storm, James Russell, Elmer Kolberg, Don Jones, Ralph Goldston, Lee Riley, Tim Brown, Cyril Pinder, Larry Marshall, Brenard Wilson, Robert Lavette, Jacque Robinson, Mark Higgs, Vai Sikahema, Marvin Goodwin, James Saxon, James Fuller, Duce Staley, Eric McCoo, Joselio Hanson, Asante Samuel, Brandon Boykin, Nolan Carroll
- Paul Cuba, Vince Zizak, Phil Poth, Harry Shaub, Bill Wilson, Zed Coston, Raymond George, William Roffler, Ken Keller, Carl Taseff, Mike McClellan, Claude Crabb, Willie Brown, Harry Jones, Roger Williams, Clifford Brooks, Bob Howard, Cedrick Brown, Willie Turrall, Heath Sherman, Derrick Frazier, Troy Vincent, Ryan Moats, Dimitri Patterson, Dominique Rodgers-Cromartie, Patrick Chung, Nolan Carroll, Rodney McLeod
- Howard Auer, Joe Carpe, Dick Lachman, Jack Knapper, Herman Bassman, Joe Pilconis, Rabbit Keen, Bill Schneller, Dom Moselle, George Taliaferro, Don Schaefer, Nate Ramsey, Artimus Parker, Henry Monroe, Zac Henderson, Ray Ellis, Russell Gary, Reggie Brown, Alan Reid, Alan Dial, Corey Barlow, Tim McTyer, Darnell Autry, Rod Smart, Blaine Bishop, Sheldon Brown, Joique Bell, Brandon Hughes, Nnadm Asomugha, Bradley Fletcher, Ryan Mathews
- Osborne Wilson, Leonard Gudd, Henry Reese, Emmet Kriel, Russ Thompson, Hugh McCullough, Toy Ledbetter, Pete Retzlaff, Tommy McDonald, Bill Mack, Bob Shann, Larry Conjar, Tom Sullivan, Bill Bryant, Zachary Dixon, Dennis DeVaughn, Anthony Toney, Tom Gerhart, Charlie Garner, Greg Tremble, Deral Boykin, Willie Clark, Allen Rossum, Je'Rod Cherry, Monty Montgomery, Dorsey Levens, Lamar Gordon, Dustin Fox, Lorenzo Booker, LeSean McCoy

# EAGLES BY JERSEY NUMBER



- 26 Joseph Kresky, Jack Norby, Dan Barnhardt, Forest McPherson, Winford Baze, Wimpy Giddens, Lester McDonald, Dave DiFlippo, Clarence Peaks, Al Nelson, Art Malone, John Sanders, Michael Haddix, Ben Smith, Al Jackson, Jerome Henderson, Darnell Autry, Lito Sheppard, Sean Jones, Mike Bell, Jaiquawn Jarrett, Cary Williams, Walter Thurmond, Jaylen Watkins
- 27 George Demas, Milton Leathers, Robert Gonya, Jack Dempsey, Burle Robinson, George Rado, Milton Trost, Sam Bartholomew, Bob Davis, John Butler, Ted Laux, Pete Kmetovic, Alvin Johnson, Clyde Scott, Neil Ferris, Hal Gi-ancanelli, Billy Wells, Gene Johnson, Irv Cross, Trenton Jackson, Ronald "Po" James, Richard Blackmore, Topper Clemons, Siran Stacy, Eric Zomalt, James Bostic, Julian Jones, Norman LeJeune, Quintin Mikell, Brandon Hughes, Malcolm Jenkins
- 28 Dick Thornton, Guy Turnbow, Algy Clark, Joe Pilconis, Max Padlow, J. "Stumpy" Thomason, Harry Klopenburg, Ray Keeling, Bob Jackson, Paul Dudley, Jim Gray, Bill Bradley, Lou Rash, Greg Harding, Don Griffin, Mel Gray, Clarence Love, Amp Lee, Correll Buckhalter, Ramzee Robinson, Marlin Jackson, Dion Lewis, Earl Wolff, Wendell Smallwood
- 29 Dick Fencl, Ray Smith, Glenn Campbell, Stephen Banas, J. "Stumpy" Thomason, Herman Bassman, Joe Pivarnick, Charles Knox, William Hughes, John Nocera, Israel Lang, Harold Jackson, Mark Burke, Al Latimer, Jo Jo Heath, Elbert Foules, Mark McMillian, Adam Walker, Corey Walker, Darrel Crutchfield, Roderick Hood, Tony Hunt, LeSean McCoy, Nate Allen, DeMarco Murray, Terrence Brooks
- 30 Art Koeninger, Chuck Brodnicki, Barnes Milon, Claude Urevig, Harry Benson, Bob Masters, Don Looney, Mort Landsberg, John Binotto, Richard Erdlitz, Milton Smith, Bosh Pritchard, Theron Sapp, Alvin Haymond, Jim Raye, Joe Lavender, Ron Lou, Mike Hogan, Cleveland Franklin, Don Calhoun, Chris Johnson, Otis Smith, Charlie Garner, Brian Mitchell, J.R. Reed, Geoff Pope, Colt Anderson, Ed Reynolds
- 31 Joe Carter, Tom Graham, Irv Kupcinet, William Brian, Bob Masters, Emmett Mortell, Jerry Ginney, Phil Ragazzo, Jim Castiglia, Ted Williams, Art Macioszczyk, Dan Sandifer, Ebert Van Buren, Ron Goodwin, Tom Bailey, Wilbert Montgomery, Troy West, Tyrone Jones, Brian O'Neal, Derrick Witherspoon, Al Harris, Daryon Brutley, Dexter Wynn, Ellis Hobbs, Curtis Marsh, Shaun Prater, Byron Maxwell, Jalen Mills
- 32 Nip Felber, Everitt Rowan, Glenn Frey, Red Wolfe, Irv Hall, Toimi Jarvi, Charles Gauer, John Rogalla, Jack Myers, Neil Worden, Joe Pagliei, Roger Gill, Rick Duncan, Jackie Smith, Charles Ford, Herb Lusk, Earl Carr, Jim Culbreath, Booker Russell, Michael Williams, Michael Ulmer, Walter Abercrombie, James Joseph, Ricky Watters, Jason Bostic, Michael Lewis, Marcus Paschal, Kyle Eckel, P.J. Hill, Owen Schmitt, Chris Polk, Eric Rowe
- 33 Guy Turnbow, Ray Spillers, Bob Masters, Taldon Manton, Jack Banta, Steve Sader, Russ Craft, Roy Barni, Willie Berzinski, Bill Barnes, Merrill Douglas, Don Jonas, Ollie Matson, Ron Blye, Steve Preece, Randy Jackson, Ronald "Po" James, Louie Giammona, Mike Waters, William Frizzell, Kevin Bouie, Tim Watson, Aaron Hayden, Eric Bieniemy, Thomas Hamner, Terrence Carroll, Clinton Hart, Donald Strickland, Jack Ikegwuonu, Jerome Harrison, Jordan Poyer, Chris Prosinski, Ron Brooks
- 34 Ray Lechthaler, Laurence Steinbock, Mike Sebastian, Jay Arnold, Earl Gros, Larry Watkins, Dave Hampton, James Betterson, Hubie Oliver, Terry Hoage, Herschel Walker, Kevin Turner, Jamie Reader, Reno Mahe, Eldra Buckley, Ronnie Brown, Bryce Brown, Kenjon Barner
- 35 Tex Leyendecker, Rich Smith, Forest McPherson, Drew Ellis, Dick Bassi, Pete Pihos, Ted Dean, Ray Poage, Adrian Young, Mike Hogan, Perry Harrington, Mike Kullman, Mark Konecny, Kevin Bouie, Deauntae Brown, Anthony Marshall, Edwin Watson, Chris Warren, Bruce Perry, Nick Graham, Macho Harris, Trevard Lindley, Denzel Rice, Terrell Watson
- 36 Ed Manske, Carl Kane, Hebert Roton, Joe Bukant, Terry Fox, John Stackfool, Dean Steward, Joe Hoague, Joe Muha, Jerry Cowhig, John Brewer, Dick Bielski, Tom McNeill, Norm Bulaich, Herman Hunter, Bobby Morse, Robert Drummond, Michael Zordich, Stanley Pritchett, Brian Westbrook, JaCorey Shepherd, Dwayne Gratz
- 37 Robert Rowe, Winford Baze, John Cole, Bree Cuppoletti, Fred Gloden, Ernie Steele, Tom Woodeshick, Merritt Kersey, Tommy Campbell, Billy Campfield, Junior Tautalatasi, Sammy Lilly, Sean Woodson, Sean Considine, Jamar Wall, Jaylen Watkins, C.J. Smith
- 38 Bill Fiedler, Jake Schuehle, John Huzvar, Rob Goode, Sam Baker, Tony Baker, George Amundson, Bill Olds, Larry Barnes, Steve Atkins, Mickey Fitzgerald, Jairo Penaranda, Russell Gary, Rich Miano, Dexter McNabb, Charles Dimry, Cecil Martin, Jorrick Calvin, Keelan Johnson, E.J. Biggers, Aaron Grymes
- 39 Harry Benson, Bob Pylman, Foster Watkins, Bill Mackrides, Pete Emelianchik, Kermit Alexander, Bill Olds, Bob Torrey, Major Everett, Victor Bellamy, Tony Brooks, Corey Walker, Michael Reed, Sheldon Brown, Quintin Demps, Stanley Havili, Matthew Tucker, Byron Marshall
- 40 Charles Newton, Wesley McAfee, Sonny Karnofsky, Elliott Ormsbee, Leslie Palmer, Frank Reagan, Don Johnson, Tom Brookshier
- 41 Ted Schmitt, Foster Watkins, Buist Warren, Gil Steinke, Frank Ziegler, Jerry Norton, Bob Freeman, Howard Cas-sady, Harry Wilson, Richard Harvey, Randy Logan, Earnest Jackson, Keith Byars, Alvin Ross, Fred McCrary, Johnny Thomas, William Hampton, Thomas Tapeh, Stephen Spach, Tanard Davis, Antoine Harris, Jarrad Page, Emil Igwenagu, Randall Evans
- 42 Swede Hanson, Bud Jorgenson, George Mulligan, Ray Ham-ilton, Raymond George, Bob Hudson, Bob Harrison, Aaron Martin, Dennis Morgan, Steve Wagner, Calvin Murray, Keith Byars, Angelo James, Eric Everett, John Booty, Mike Reid, David Whitmore, Dialleo Burks, Rashard Cook, Jack Brewer, Jason Davis, Kurt Coleman, Chris Maragos
- 43 Jack Hinkle, William Jefferson, James Lankas, Jim Parmer, Robert Smith, Walt Kowalczyk, Ralph Heck, Al Davis, James McAlister, Roynell Young, Roger Vick, Erik McMillan, Randy Kinder, Damon Moore, Leonard Weaver, Darren Sproles
- 44 Franklin Emmons, Albert Johnson, Ben Kish, William Pollock, Norman Willey, Bob Stringer, Harry Dowda, Pete Retzlaff



# EAGLES BY JERSEY NUMBER



- 45 Thomas Bushby, Leo Raskowski, Art Buss, Dick Riffle, Noble Doss, Joe Sutton, Tom Brookshier, Rocky Ryan, Paige Cothren, Don Burroughs, Ron Medved, Pat Gibbs, Marion Reeves, Von Mansfield, Charles Crawford, Jeff Griffin, Thomas Sanders, Vaughn Hebron, Barry Wilburn, Matt Stevens, Tim Hauck, Jeremy Thornburg, Joselio Hanson, Jamar Adams, Rick Lovato
- 46 Don Miller, Ted Wegert, Brad Myers, Glen Amerson, Lee Bougness, Herman Edwards, Chris Gerhard, Izel Jenkins, Markus Thomas, Fredric Ford, Quintin Mikell, Jon Dorenbos
- 47 Nick Basca, John Mallory, Ed Hayes, Ron Bull, Larry Crowe, Charlie Williams, Andre Hardy, Charles Emanuel, Greg Jackson, Gerard Lawson, Trey Burton
- 48 Eberle Schultz, Ben Scotti, Jay Johnson, Greg Oliver, Martin Mitchell, Wes Hopkins, Steve Hendrickson, Andre President, Jon Ritchie
- 49 Dan DeSantis, Robert Thurbon, Mel Bleeker, Pat McHugh, Jerry Williams, Glenn Glass, Wayne Colman, Jim Thrower, John Tarver, Eric Johnson, Tom Caterbone, Todd Bell, Luther Broughton, Andrew Jordan, Josh Parry, Dan Klecko, Jamar Chaney, Tom Nelson
- 50 Alabama Pitts, Don Jackson, Robert Bjorklund, Ken Hayden, Al Wukits, Baptiste Manzini, Bob Kelley, Darrel Aschbacher, Dave Recher, Ron Porter, Guy Morriss, Garry Cobb, Dave Rimington, James Willis, Alonzo Ephraim, Mark Simoneau, Zeke Moreno, Justin Ena, Tank Daniels, Will Witherspoon, Ernie Sims, Casey Matthews, Kiko Alonso, Stephen Tulloch
- 51 Enio Conti, Lyle Graham, Al Milling, Robert Wear, Ray Graves, Boyd Williams, Frank Szymanski, Chuck Weber, Jim Schrader, Dave Recher, Dwight Kelley, Dick Cunningham, Ron Lou, Reggie Wilkes, Chuck Gorecki, Ricky Shaw, William Thomas, Carlos Emmons, Nate Wayne, Matt McCoy, Joe Mays, Antwan Barnes, Jamar Chaney, Emmanuel Acho, Steven Means
- 52 Ray Graves, Vic Lindskog, Wayne Robinson, Roy Lee Caffey, Dave Lloyd, Kevin Reilly, Ray Phillips, Rich Kraynak, Matt Battaglia, Todd Bell, Jessie Small, Louis Cooper, Vaughan Johnson, Sylvester Wright, DeShawn Fogle, Jon Haskins, Barry Gardner, Jason Short, Pago Togafau, Tracy White, Daniel Te'o-Nesheim, Brian Rolle, Jason Phillips, Brad Jones, Najee Goode
- 53 Walt Masters, Alex Wojciechowicz, Ken Farragut, Bob Pellegrini, John Simerson, Bob Butler, Harold Wells, Fred Whittingham, Dick Absher, Dennis Franks, Fred Smalls, Jody Schulz, Dwayne Jiles, Maurice Henry, Ivan Caesar, John Roper, Bill Romanowski, N.D. Kalu, Hugh Douglas, Mark Simoneau, Moise Fokou, Ryan Rau, Najee Goode, Nigel Bradham
- 54 Jerry Huth, Bill Lapham, Jim Ringo, Gene Ceppetelli, Calvin Hunt, Chuck Allen, Tom Rousset, Jim Opperman, Drew Mahalic, Zack Valentine, Jon Kimmel, Alonzo Johnson, Kelly Kirchbaum, Britt Hager, Kurt Gouveia, Terry Crews, DeShawn Fogle, Jeff Herrod, Jeremiah Trotter, Tyreo Harrison, Nate Wayne, Tracy White, Brandon Graham, Jake Knott, Kamu Grugier-Hill
- 55 Frank Bausch, Basilio Marchi, Maxie Baughan, Fred Brown, Jerry Sturm, Frank LeMaster, Mike Reichenbach, Ken Rose, Nate Dingle, Ray Farmer, Quinton Caver, Tyreo Harrison, Dhani Jones, Stewart Bradley, Darryl Tapp, Brandon Graham
- 56 Bill Hewitt, Fred Whittingham, Bill Hobbs, Bill Overmyer, Dean Halverson, Jerry Robinson, Byron Evans, David Brown, Joe Kelly, Darrin Smith, Mike Caldwell, Shawn Barber, Derrick Burgess, Greg Richmond, Akeem Jordan, Phillip Hunt, Bryan Braman
- 57 Ernie Calloway, James Reed, Mike Osborn, Mike Curcio, Bill Cowher, Tom Polley, Scott Kowalkowski, Marc Woodard, James Darling, Keith Adams, Chris Gocong, Keenan Clayton, Adrian Moten, Jason Williams, Travis Long
- 58 Dave Cahill, Mel Tom, Bob Creech, Rocky Colavito, Terry Tautolo, Anthony Griggs, Byron Lee, Ty Allert, Derrick Oden, Whit Marshall, Ike Reese, Trent Cole, Jordan Hicks
- 59 Joseph Wendlick, Mike Evans, Tom Ehlers, Al Chesley, Joel Williams, Seth Joyner, Carlos Bradley, Mike Mamula, Derrick Burgess, Mike Labinjo, Dedrick Roper, Nick Cole, Brian Rolle, DeMeco Ryans
- 60 Bob Suffridge, Al Thacker, Ed Michaels, Don Weedon, Chuck Bednarik
- 61 Tony Cemore, Joseph Frank, Gordon Paschka, Duke Maronic, John Michels, Tom Louderback, Howard Keys, Arunas Vasys, Tony Guillory, Bill Dunstan, Mark Slater, Ben Tamburello, Matt Long, Eric Floyd, Theo Adams, Steve Everitt, Giradie Mercer, Adrien Clarke, Mike Gibson, Julian Vandervelde, Stefen Wisniewski
- 62 Woody Gerber, Andrew Brunski, Mike Mandarino, Augie Lio, Dan Talcott, Bill Horrell, Knox Ramsey, John Wittenborn, Jerry Mazzanti, Mike Dirks, Guy Morriss, Bill Lueck, Johnny Jackson, Pete Perot, Nick Haden, Dennis McKnight, Brian Baldinger, Guy McIntyre, Ian Beckles, Dwight Johnson, Scott Peters, Ron Johnson, Alonzo Jackson, Max Jean-Gilles, Jason Kelce
- 63 Ralph Fritz, Rupert Pate, Bruno Banducci, Albert Baisi, Leo Skladany, Norman Willey, Ken Huxhold, Tom Catlin, Mike Woulfe, Lynn Hoyem, Tom Luken, Ron Baker, Daryle Smith, Joe Panos, Raleigh McKenzie, David Diaz-Infante, Hank Fraley, Bryan Smith, Jeremy Clark, Danny Watkins, David Molk
- 64 Robert McDonough, Mario Giannelli, Menil Mavraides, Russ Carrioccio, Abe Gibron, Bob Gaona, John Simerson, Galen Laack, Stan Campbell, Roy Hord, Ed Blaine, Randy Beisler, Dean Wink, Norm Davis, Joe Jones, Ernie Janet, Ed George, Garry Puetz, Dean Miraldi, Mike Perrino, Joe Rudolph, Sean Love, Stefan Rogers, Chris Patrick, Antonio Dixon, Jeff Owens, Jake Scott, Matt Tobin
- 65 Bob Suffridge, Cliff Patton, Dan Rogas, Jess Richardson, Tom Dimmick, Menil Mavraides, Harold Bradley, Jerry Huth, Jim Beaver, John Mellekas, Bill Stetz, Henry Allison, Roy Kirksey, Rosie Manning, Charlie Johnson, Mark Denard, Bob Landsee, Gary Bolden, Ron Solt, Ron Hallstrom, Moe Elewonibi, Bubba Miller, Jamaal Green, Keyonta Marshall, King Dunlap, Lane Johnson

# EAGLES BY JERSEY NUMBER



- 66 John Wyhonic, Baptiste Manzini, Ed Sharkey, Frank D'Agostino, Ed Meadows, Joe Robb, Will Renfro, Bill Byrne, Bruce Van Dyke, Gordon Wright, Don Chuy, Bill Cody, Roy Kirksey, Bill Bergey, Ken Reeves, John Hudson, Mike Zandofsky, Jerry Crafts, Jeff Dellenbach, Bobbie Williams, Trey Darilek, Kimo von Oelhoffen, Dallas Reynolds, Andrew Gardner
- 67 Jack Sanders, John Magee, Proverb Jacobs, Pete Case, Erwin Will, Vern Winfield, Herb Dobbins, Jeff Bleamer, Lem Burnham, Gerry Feehery, Steve Gabbard, Ryan Schau, Ja-maal Jackson, Dennis Kelly
- 68 Ray Romero, Maurice Nipp, Dick Murley, Bill Koman, Bill Striegel, Bobby Richards, Mark Nordquist, Blenda Gay, Dennis Nelson, Dennis Harrison, Reggie Singletary, Pete Walters, Tom McHale, Rickie Shaw, Frank Cornish, Morris Unutoa, Damian Lavergne, Steve Sciullo, Pat McCoy, Dan Klecko, Austin Howard, Kyle DeVan, Steve Vallos, Matt Tenant, Josh Andrews
- 69 Dave diFlippo, Joe Tyrrell, Carl Gersbach, Rich Glover, Woody Peoples, Dwaine Morris, Jeff Tupper, Jim Angelo, Bruce Collie, Burt Grossman, Harry Boatswain, George Hegamin, Jon Runyan, Evan Mathis, Dillon Gordon
- 70 Leo Brennan, Joseph Frank, Al Wistert, Don Owens, Jim Skaggs
- 71 Cecil Sturgeon, Frank Hrabetin, Eberle Schultz, Ed Fiben, George Fritts, Otis Douglas, Tom Higgins, Jim Ricca, Don King, John Wilcox, Joe Lewis, Dick Hart, William Wynn, Ken Clarke, Cecil Gray, Mike Chalenski, Jermane Mayberry, Scott Young, Jason Peters
- 72 Hodges West, Leon Cook, Stephen Levanites, Ted Doyle, Bob Friedman, Marshall Shires, T.J. Champion, Roger Harding, Walt Stickel, Dick Steere, George Mrkonic, Jess Richardson, Frank Fuller, Floyd Peters, Wade Key, Jim Fritzsche, Dave Pacella, Kevin Allen, David Alexander, Jeff Wenzel, Joe Panos, Tra Thomas, Cedric Thornton, Halapoulivaait Vaitai
- 73 Ed Kasky, Leo Disend, Rocco Canale, Vince Bogren, Henry Gude, Alfred Bauman, Fred Hartman, Roscoe Hansen, Lum Snyder, Sid Youngelman, Ed Khayat, Jim Norton, Richard Stevens, Pete Lazetich, Steve Kenney, Paul Ryczek, Ron Heller, Lester Holmes, Jerry Crafts, Steve Martin, Oliver Ross, Jim Pyne, Kevin Dogins, Shawn Andrews, Derrick Burgess, Bobby McCray, Julian Vandervelde, Joe Kruger, Wade Smith, Isaac Seumalo
- 74 Walter Barnes, Frank Wydo, Len Szafaryn, Jerry DeLucca, Riley Gunnels, Frank Molden, Steve Smith, John Niland, Donnie Green, Leonard Mitchell, Mike Pitts, Tim Mooney, Gerald Nichols, Bernard Williams, Edward Jasper, Doug Brzezinski, Jeremy Bridges, Winston Justice, Nate Menkin
- 75 Bill Halverson, George Savitsky, Frank Wydo, Tom Saidock, Jim McCusker, John Meyers, Tuufuli Upersa, Houston Antwine, Dennis Wirgowski, Willie Cullars, Stan Walters, Jim Gilmore, Scott Leggett, Louis Cheek, Daryle Smith, Rob Selby, Troy Drake, John Michels, Michael Sinclair, Frank Ferrara, Dominic Furio, Juqua (Thomas) Parker, Vinny Curry
- 76 Lester McDonald, John Eibner, Frank Kilroy, Len Szafaryn, Volney Peters, J.D. Smith, Bob Brown, Joe Carollo, Jerry Sisemore, Adam Schreiber, Broderick Thompson, Barrett Brooks, John Welbourn, Alonzo Ephraim, Calvin Armstrong, Stacy Andrews, Reggie Wells, Phillip Hunt, Allen Barbre
- 77 Phil Ragazzo, Bernie Kaplan, Tex Williams, Carl Fagioli, John Eibner, Jim Kekeris, Gus Cifelli, Jim Weatherall, Don Oates, John Kapele, Ray Mansfield, Ray Rissmiller, Ernie Calloway, Gerry Philbin, Jerry Patton, Don Ratliff, Rufus Mayes, Tom Jelesky, Michael Black, Donald Evans, Antone Davis, Keith Millard, Howard Smothers, Richard Cooper, Lonnie Palelei, Artis Hicks, LaJuan Ramsey, Mike McGlynn, Demetress Bell, Damion Square, Kevin Graf, Barrett Jones, Taylor Hart
- 78 Mike Jarmoluk, Marion Campbell, John Baker, Dave Graham, Wayne Mass, Jim Cagle, Steve Smith, Carl Hairston, Matt Darwin, Mike Nease, Antone Davis, Hollis Thomas, Brodrick Bunkley, Victor Abiamiri, Fenuki Tupou
- 79 Vic Sears, Buck Lansford, Lum Snyder, Gene Gossage, Lane Howell, Mitch Sutton, Manny Sistrunk, Frank Giddens, Rusty Russell, Joe Conwell, Mike Schad, Mike Finn, Greg Jefferson, Jeremy Slechta, Jim Flanigan, Ian Allen, Todd Herremans, Tanner Hawkinson, Brandon Brooks
- 80 Granville Harrison, Kirk Hershey, Fred Meyer, Leonard Supluski, Bert Kuczynski, Neill Armstrong, Bill Stribling, Gene Mitcham, Ken MacAfee, John Tracey, Ken Gregory, Gary Henson, Randy Beisler, Don Brumm, Clark Hoss, Don Zimmerman, Art Thoms, Luther Blue, Alvin Hooks, Byron Williams, Joe Hayes, Keith Baker, Bobby Duckworth, Cris Carter, Marvin Hargrove, Rod Harris, Reggie Lawrence, James Lofton, Reggie Johnson, Irving Fryar, Torrance Small, Billy McMullen, James Thrash, Kevin Curtis, Ron Johnson
- 81 Dick Humbert, Robert Priestly, Ray Reutt, Walt Nowak, John Yovicsin, Don McDonald, John O'Quinn, Willie Irvin, Bibbles Bawel, Eddie Bell, Ron Goodwin, Jim Whalen, Larry Estes, Stan Davis, Oren Middlebrook, Scott Fitzkee, Ron Smith, Kenny Jackson, Otis Grant, Shawn Beals, Henry "Gizmo" Williams, Mike Bellamy, Roy Green, Paul Richardson, Rob Carpenter, Mark Seay, Jeff Graham, Charles Johnson, Tony Stewart, Billy McMullen, Terrell Owens, Jason Avant, Jordan Matthews
- 82 Robert Krieger, Bill Combs, Bill Hewitt, Milton Smith, Rudy Smeja, Danny DiRenzo, Joe Restic, Tom Scott, George Tarasovic, Tim Rossovich, Bob Picard, Ken Payne, Jerrold McRae, Mike Quick, Mickey Shuler, Victor Bailey, Chris T. Jones, Karl Hankton, Dameane Douglas, L.J. Smith, Alex Smith, Clay Harbor, Emil Igwenagu
- 83 Jack Ferrante, Jack Smith, John Smith, Bobby Walston, Bill Quinlan, Don Hultz, Vince Papale, Rodney Parker, Tony Woodruff, Phil Smith, Kenny Jackson, Jimmie Giles, Kevin Bowman, Pat Beach, Michael Young, Ed West, Michael Timpson, Dietrich Jells, Troy Smith, Jeff Thomason, Greg Lewis, Marvin McNutt
- 84 Larry Cabrelli, Leslie Palmer, Hank Burnine, Leo Sugar, Mike Clark, Don Thompson, Jim Kelly, Richard Harris, Keith Krepfle, Vyto Kab, Mike McCloskey, Kenny Jackson, Anthony Edwards, Floyd Dixon, Mark Bavaro, Kelvin Martin, Freddie Solomon, Luther Broughton, Jamie Asher, Freddie Mitchell, Hank Baskett, Jordan Norwood
- 85 John Shonk, Tony Bova, Charles Gauer, Bob Friedlund, Jay MacDowell, Billy Hix, Bob Schnelker, Ralph Smith, Gary Ballman, Marlin McKeever, Charles Smith, Mel Hoover, Ron Johnson, Jesse Bendross, Mickey Shuler, Jeff Sydnor, Art Monk, Mark Ingram, Antwuan Wyatt, Chris Fontenot, Na Brown, Freddie Milons, Sean Morey, Darnerien McCants, James Casey

# EAGLES BY JERSEY NUMBER



- 86 Hal Prescott, Bob McChesney, Bud Grant, Norman Willey, Ed Cooke, Dick Stafford, Fred Hill, Charle Young, Lewis Gilbert, Ken Dunek, Steve Folsom, Al Dixon, Gregg Garrity, Mike Siano, Fred Barnett, Dialleo Burks, Luther Broughton, Justin Armour, Russell Copeland, Brian Finneran, Alex Van Dyke, Gari Scott, Antonio Freeman, Kori Dickerson, Reggie Brown, Evan Moore, Zach Ertz
- 87 Jack Ferrante, Andy Nacrelli, Art Powell, Dick Lucas, Bill Cronin, Dave Lince, Fred Brown, Kent Kramer, Claude Humphrey, Lawrence Sampleton, John Goode, Eric Bailey, Ron Fazio, Carlos Carson, Harper Le Bel, Maurice Johnson, Rickey Brady, Frank Wainwright, Jason Dunn, Jed Weaver, Todd Pinkston, Brent Celek
- 88 Herschel Ramsey, John Durko, Jay MacDowell, John Zilly, Bob Hudson, Jerry Watson, Gary Pettigrew, Richard Osborne, Bill Larson, John Spagnola, Keith Jackson, Jimmie Johnson, Kevin McKenzie, Luther Broughton, Mike Bartrum, Cornelius Ingram, Jeff Maehl
- 89 Henry Piro, Tom Miller, Fred Meyer, Ben Agajanian, Robert Krieger, John Green, Bob Oristaglio, Don Luft, John Bredice, Mike Morgan, Mike Ditka, Steve Zabel, Wally Henry, Glen Young, Dave Little, Jay Repko, Calvin Williams, Dialleo Burks, Chad Lewis, Ron Leshinski, Ed Smith, Justin Swift, Kaseem Sinceno, Matt Schobel, Martin Rucker, Garrett Mills, B.J. Cunningham
- 90 Aaron Brown, Mike Golic, Randall Mitchell, William Perry, Ronnie Dixon, Jon Harris, Ben Williams, Corey Simon, Darren Howard, Antonio Dixon, Clifton Geathers, Marcus Smith
- 91 Tim Golden, Reggie White, Ray Conlin, George Cumby, Scott Curtis, Greg Mark, Andy Harmon, Steve Martin, Uhuru Hamiter, Sam Rayburn, Ian Scott, Chris Clemons, Darryl Tapp, Trevor Laws, Fletcher Cox
- 92 Smiley Creswell, Reggie White
- 93 Tom Strauthers, John Dumbauld, Ray Phillips, David Bailey, Greg Townsend, Daniel Stubbs, Darion Conner, Pernell Davis, Levon Kirkland, Marco Coleman, Jevon Kearse, Trevor Laws, Jason Babin, Brandon Bair
- 94 Byron Darby, Dan McMillen, Steve Kaufusi, Leonard Renfro, Kevin Johnson, Bill Johnson, Kelly Gregg, N.D. Kalu, Montae Reagor, Jason Babin, Ricky Sapp, Derek Landri, Beau Allen
- 95 John Bunting, Jody Schulz, Doug Bartlett, Al Harris, Mike Flores, William Fuller, Richard Dent, Henry Slay, Tyrone Williams, Justin Ena, Jerome McDougale, Victor Abiamiri, Mychal Kendricks
- 96 John Sodaski, Harvey Armstrong, Clyde Simmons, Marvin Ayers, Mike Flores, Mark Gunn, Keith Rucker, Al Wallace, Paul Grasmanis, Omar Gaither, Greg Lloyd, Bennie Logan
- 97 Thomas Brown, Reggie Singletary, John Klingel, Jim Auer, Dick Chapura, Leon Seals, Tim Harris, Rhett Hall, Mark Wheeler, Darwin Walker, Brodrick Bunkley, Cullen Jenkins, Isaac Sopoaga, Taylor Hart, Destiny Vaeao
- 98 Mike Ditka, Greg Brown, Elois Grooms, Tommy Jeter, Michael Samson, Jimmie Jones, Brandon Whiting, Greg Richmond, Mike Patterson, Connor Barwin
- 99 Mel Tom, Leonard Mitchell, Joe Drake, Skip Hamilton, Greg LITER, Jerome Brown

# ALL-TIME COACHES



COACH	TITLE	YEARS	COACH	TITLE	YEARS
Bobby April	Special Teams Coordinator	2010-12	<b>Phillip Daniels</b>	<b>Defensive Quality Control/Asst. Defensive Line</b>	<b>2016-</b>
Bobby April III	Defensive Quality Control	2011-12	John DaGrosa	Assistant Coach	1936-37
Dave Atkins	Running Backs	1986-90	Ted Daisher	Special Teams Quality Control	2004-05
	Special Teams	1991		Special Teams Coordinator	2009
	Tight Ends	1992	Bill Davis Sr.	Linebackers	1976-77
Greg Austin	Assistant Offensive Line	2013-15		Tight Ends	1978
Jerry Azzinaro	Defensive Line/Assistant Head Coach	2013-15	Bill Davis Jr.	Defensive Coordinator	2013-15
Herman Ball	Offensive Coach	1964-68	Mike Dawson	Defensive Quality Control	2013
Bruno Banducci	Offensive Line	1958		Assistant Defensive Line	2014-15
Quadrian Banks	Assistant Strength and Conditioning	2013-15	Ryan Day	Quarterbacks	2015
Frank Bausch	Assistant Coach	1941	<b>John DeFilippo</b>	<b>Quarterbacks</b>	<b>2016-</b>
John Becker	Running Backs	1980-82	Hugh Devore	Head Coach	1956-57
	Wide Receivers	1983	Ken Donahue	Defensive Assistant	1988
Bert Bell	Head Coach	1936-40	Joe D'Orazio	Offensive Quality Control/ Wide Receivers Assistant	2016-17
Tom Bettis	Defensive Backs	1989-90	Otis Douglas	Assistant Coach	1950
Dana Bible	Offensive Coordinator	1998	Rod Dowhower	Offensive Coordinator	1999-2001
Bob Bicknell	Wide Receivers	2013-15	Boyd Dowler	Passing Game	1973-75
Jim Bollman	Tight Ends	1998	Chuck Drulis	Line	1955
Todd Bowles	Secondary	2012	Brad Ecklund	Offensive Line	1971-72
	Defensive Coordinator	2012	Dick Evans	Defensive Coach	1964-68
Tommy Brasher	Defensive Line	1985	Charley Ewart	Backfield	1946-48
	Defensive Line	1999-2005	Tom Fears	Offensive Coordinator/Wide Receivers	1971-72
Zeke Bratkowski	Quarterbacks	1991-92	<b>Dave Fipp</b>	<b>Special Teams Coordinator</b>	<b>2013-</b>
	Offensive Coordinator/QBs	1993-94	Jeff Fisher	Defensive Backs	1986-88
Bob Bronzan	Line	1958		Defensive Coordinator/Linebackers	1989-90
Fred Bruney	Defensive Backs	1964-68	<b>Ken Flajole</b>	<b>Linebackers</b>	<b>2016-</b>
	Defensive Backs	1977-82	Leslie Frazier	Defensive Backs	1999-2002
	Asst. Head Coach/Defensive Backs	1983-85	Harry Gamble	Tight Ends/Special Teams	1981-82
	Interim Head Coach (1 game)	1985	Frank Gansz	Tight Ends/Special Teams	1983-85
Larry Cabrelli	Ends	1947-50	Charley Gauer	Ends	1952-61
Mike Caldwell	Defensive Quality Control	2008-09		Offensive Coach	1969-70
	Assistant Linebackers	2010	Sid Gillman	Quarterbacks	1979-80
	Linebackers	2011-12		Quarterbacks	1982
Bill Callahan	Offensive Line	1995-97	Peter Giunta	Offensive Assistant	1985
Marion Campbell	Defensive Coordinator	1977-82	Sonny Grandelius	Defensive Assistant	1991-94
	Head Coach/Defensive Coordinator	1983-85	<b>Keith Gray</b>	Backfield	1962-63
Lew Carpenter	Wide Receivers	1990-92	<b>Mike Groh</b>	<b>Assistant Strength and Conditioning</b>	<b>2012-</b>
	Wide Receivers/Tight Ends	1993-94	Jon Gruden	<b>Wide Receivers Coach</b>	<b>2017-</b>
Gerald Carr	Wide Receivers	1995-98	Bobby Hammond	Offensive Coordinator	1995-97
Jimmy Carr	Linebackers	1969-72	John Harbaugh	Offensive Assistant	1993-94
Bud Carson	Defensive Coordinator/Def. Backs	1991-94	<b>Matthew Harper</b>	Special Teams Coordinator	1998-2006
Juan Castillo	Offensive Assistant	1995-96		Secondary/Safeties	2007
	Tight Ends	1997	<b>Tim Hauck</b>	<b>Assistant Special Teams</b>	<b>2013-14, 2016-</b>
	Offensive Line	1998-2010	Dale Haupt	<b>Assistant Defensive Backs</b>	<b>2015</b>
	Defensive Coordinator	2011-12	Ben Hawkins	<b>Safeties</b>	<b>2016-</b>
Chuck Cherundolo	Defensive Line	1962	George Hill	Defensive Line	1986-94
Brad Childress	Quarterbacks	1999-2001	<b>Josh Hingt</b>	Receivers	1982
	Offensive Coordinator	2002-05	Ed Hughes	Linebackers	1979-84
Erik Chinander	Assistant Defensive Line	2013	<b>Shaun Huls</b>	<b>Strength and Conditioning</b>	<b>2013-</b>
<b>Eugene Chung</b>	<b>Assistant Offensive Line/Tight Ends/Run Game</b>	<b>2016-</b>	John Idzik	Offensive Assistant	1981
				Offensive Assistant	1989
Chuck Clausen	Defensive Line	1976-85	<b>Ken Iman</b>	<b>Director of High Performance</b>	<b>2013-</b>
Michael Clay	Defensive Quality Control	2014		Running Backs	1973-75
	Assistant Special Teams	2015		Offensive Coordinator/Quarterbacks	1976
Tom Coughlin	Wide Receivers	1984-85		Special Teams/Offensive Line	1976-79
Dick Coury	Wide Receivers	1976-81	Milt Jackson	Offensive Line	1980-86
Ken Croner	Assistant Strength and Conditioning	2010	Dick Jamieson	Running Backs	1985
Irv Cross	Defensive Backs	1969-70	Dick Jauron	Running Backs	1995-96
David Culley	Wide Receivers	1999-2010	Pete Jenkins	Senior Assistant/Defensive Backs	2010
	Senior Assistant/Wide Receivers	2011-12		Defensive Line	2006-08

# ALL-TIME COACHES



COACH	TITLE	YEARS	COACH	TITLE	YEARS
Billy Joe	Running Backs	1979-80	Mike Nixon	Offensive Assistant	1966-68
Jim Johnson	Defensive Coordinator	1999-2008	Steve Owen	Assistant Coach	1956-57
Ronnie Jones	Strength & Conditioning	1987-88	Larry Pasquale	Special Teams	1992-94
	Strength & Conditioning/Linebackers	1989-90	Sean Payton	Quarterbacks	1997-98
John Kellison	Line	1941-50	<b>Doug Pederson</b>	<b>Offensive Quality Control</b>	<b>2009-10</b>
Chip Kelly	Head Coach	2013-15		<b>Quarterbacks</b>	<b>2011-12</b>
Mike Kelly	Offensive Assistant	2002		<b>Head Coach</b>	<b>2016-</b>
George Kenneally	Assistant Coach	1935	<b>Justin Peelle</b>	<b>Assistant Tight Ends</b>	<b>2013-14</b>
Walt Kiesling	Co-Head Coach	1943		<b>Tight Ends</b>	<b>2015-</b>
Ed Khayat	Defensive Line	1971	Carl Peterson	Tight Ends	1976-77
	Head Coach	1971-72	Wade Phillips	Defensive Coordinator/Linebackers	1986-88
Frank Kilroy	Assistant Coach	1957-58	Ted Plumb	Assistant Head Coach/Offense	1986-89
Chuck Knox, Jr.	Defensive Assistant	1995-98	Duane Putnam	Offensive Line	1976-78
Rich Kotite	Offensive Coordinator/Quarterbacks	1990	John Ralston	Offensive Coordinator	1978
	Head Coach	1991-94	John Rauch	Quarterbacks	1971-72
Joe Kuharich	Head Coach	1964-68	Frank Reagan	Assistant Coach	1952-53
Bill Lazor	Quarterbacks	2013	Mike Reed	Defensive Assistant/Quality Control	2003-06
Dick LeBeau	Special Teams	1973-75	<b>Frank Reich</b>	<b>Offensive Coordinator</b>	<b>2016-</b>
Marv Levy	Assistant Coach	1969	Andy Reid	Head Coach	1999-2012
Greg Lewis	Wide Receivers	2016	Ray Rhodes	Head Coach	1995-98
Vic Linskog	Assistant Coach	1952-54	Jess Richardson	Defensive Line	1971-72
John Lovett	Defensive Backs	2013-14	Ron Rivera	Linebackers	1999-2003
Todd Lyght	Assistant Defensive Backs	2013-14	Al Roberts	Special Teams	1988-90
Johnnie Lynn	Secondary/Cornerbacks	2011	Johnny Roland	Running Backs	1976-78
Mike McCormack	Head Coach	1973-75	Barry Rubin	Strength and Conditioning Assistant	2008-09
Sean McDermott	Defensive Quality Control	2001-02		Strength and Conditioning	2010-12
	Assistant Defensive Backs	2003	Rod Rust	Linebackers	1976-77
	Secondary Coach/Safeties	2004-06	Buddy Ryan	Head Coach	1986-90
	Linebackers	2007	John Sandusky	Offensive Line	1973-75
	Secondary	2008	<b>Jim Schwartz</b>	<b>Defensive Coordinator</b>	<b>2016-</b>
	Defensive Coordinator	2009-10	Doug Scovil	Quarterbacks	1986-89
Bill McGovern	Outside Linebackers	2013-15	Rory Segrest	Special Teams Quality Control	2006
Bo McMillin	Head Coach	1951		Special Teams Coordinator	2007-08
Jim McMurdo	Line	1938-40	Buck Shaw	Defensive Line	2009-10
Bill McPherson	Linebackers	1978	David Shaw	Head Coach	1958-60
Roger Marandino	Assistant Strength and Conditioning	2011	Bill Shuey	Offensive Assistant	1997
Ted Marchibroda	Offensive Coordinator	1984-85		Offensive Assistant/Quality Control	2003-06
Billie Matthews	Running Backs	1983-84		Defensive Assistant/Quality Control	2007
John Mazur	Defensive Backs	1973-75		Linebackers	2008-10
	Defensive Coordinator/Def. Backs	1976	Pat Shurmur	Tight Ends	1999-2001
Tom Melvin	Offensive Asst/Quality Control	1999-2001		Quarterbacks	2002-08
	Tight Ends	2002-12		Offensive Coordinator	2013-15
Walt Michaels	Linebackers	1973-75		Interim Head Coach	2015
Heinie Miller	Assistant Coach	1940	Nick Skorich	Line	1958-60
Wayne Millner	Ends/Backfield	1951		Head Coach	1961-63
	Head Coach	1951	Brian Smith	Assistant Linebackers	2015
Rick Minter	Inside Linebackers	2013-15	Danny Smith	Special Teams	1995-96
Marty Mornhinweg	Senior Assistant	2003		Defensive Backs	1997-98
	Asst. Head Coach	2004-05	Otis Smith	Assistant Secondary	2008
	Asst. Head Coach/Off. Coordinator	2006-12	Steve Spagnuolo	Defensive Asst/Quality Control	1999-2000
Joe Moss	Defensive Line	1969-72		Defensive Backs	2001-03
Howard Mudd	Offensive Line	2011-12	<b>Duce Staley</b>	Linebackers	2004-06
Bill Muir	Offensive Line	1992-94		<b>Special Teams Quality Control</b>	<b>2011-12</b>
Bill Musgrave	Offensive Assistant	1998	Dick Stanfel	<b>Running Backs</b>	<b>2013-</b>
	Quarterbacks	2014	Brian Stewart	Offensive Line	1964-70
Matt Nagy	Offensive Quality Control	2011-12	Lynn Stiles	Special Assistant/Defense	2009
Dan Neal	Special Teams	1986	<b>Jeff Stoutland</b>	Tight Ends/Special Teams	1979-81
	Special Teams/Offensive Line	1987	Abe Stuber	<b>Offensive Line</b>	<b>2013-</b>
	Offensive Line	1988-91	<b>Press Taylor</b>	Backfield	1955
Greasy Neale	Head Coach	1941-50	Emmitt Thomas	<b>Offensive Quality Control</b>	<b>2013-</b>
Laurie Niemi	Assistant Coach	1961-63	Stephen Thomas	Defensive Coordinator	1995-98
Jeff Nixon	Special Teams Quality Control	2007-10		Defensive Quality Control	2015

# ALL-TIME COACHES



COACH	TITLE	YEARS	COACH	TITLE	YEARS
Bobby Thomason	Quarterbacks	1957	Mark Whipple	Offensive Assistant	2008
Dave Toub	Special Teams Quality Control	2001-2003	Jerry Williams	Assistant	1958-63
Mike Trgovac	Defensive Line	1995-98		Head Coach	1969-71
			Jim Williams	Strength and Conditioning	1991-94
Jim Trimble	Assistant Coach	1951	Ted Williams	Tight Ends	1995-96
	Head Coach	1952-55		Running Backs	1997-2012
<b>Cory Undlin</b>	<b>Defensive Backs</b>	<b>2015-</b>		Tight Ends	2013-14
James Urban	Offensive Assistant/Quality Control	2007-08	<b>Chris Wilson</b>	<b>Defensive Line</b>	<b>2016-</b>
	Quarterbacks	2009-10	Mike Wolf	Strength and Conditioning	1995-2009
Steve Van Buren	Backfield	1952	Dick Wood	Offensive Coordinator	1983
<b>Dino Vasso</b>	<b>Defensive Quality Control/Assistant Secondary</b>	<b>2016-</b>		Running Backs	1991-94
			Lud Wray	Head Coach	1933-35
Jim Vechiarella	Linebackers	1991-94	Ken Zampese	Offensive Assistant	1998
Dick Vermeil	Head Coach	1976-82	Jack Zilly	Running Backs/Special Teams	1970-72
Joe Vitt	Linebackers	1995-98	Michael Zordich	Defensive Quality Control	2010
Bill Walsh	Offensive Line	1987-91		Secondary/Safeties	2011-12
Trent Walters	Secondary	2004-07			
Jim Washburn	Defensive Line	2011-12			
Jerry Wampfler	Defensive Line	1973-75			
	Offensive Line	1979-83			
Joe Wessel	Special Teams	1997			



## 2017

- 8/28/17 - Traded LS **Jon Dorenbos** to New Orleans in exchange for a 2019 7th-round pick
- 8/27/17 - Acquired CB **Dexter McDougle** from N.Y. Jets in exchange for S **Terrence Brooks**
- 8/21/17 - Acquired a 2018 5th-round pick from Seattle in exchange for G/T **Matt Tobin** and a 2018 7th-round pick
- 8/11/17 - Acquired CB **Ronald Darby** from Buffalo in exchange for WR **Jordan Matthews** and a 2018 3rd-round pick
- 4/29/17 - Traded the 164th (G **Isaac Asiata**) and 194th overall (DT **Vincent Taylor**) picks to Miami for the 166th (WR **Shelton Gibson**) and 184th (LB **Nathan Gerry**) overall selections in 2017
- 4/29/17 - Traded the 155th overall selection (LB **Jayon Brown**) for the 164th (G **Isaac Asiata**) and 214th (DT **Elijah Qualls**) overall picks in 2017
- 4/29/17 - Traded the 139th (WR **Jehu Chesson**) and 230th (S **Josh Harvey-Clemons**) overall picks to Minnesota for the 132nd overall selection (RB **Donnel Pumphrey**)
- 4/4/17 - Acquired DT **Tim Jernigan** and a 2017 3rd round draft choice (CB **Rasul Douglas**) from Baltimore in exchange for a 2017 3rd round draft pick (DE **Chris Wormley**)

## 2016

- 9/7/16 - Traded CB **Eric Rowe** to New England for a 4th round draft pick in 2018
- 9/3/16 - Traded QB **Sam Bradford** to Minnesota for a first round draft pick in 2017 (DE **Derek Barnett**) and a 4th round draft pick in 2018
- 8/16/16 - Traded OL **Dennis Kelly** to Tennessee for WR **Dorial Green-Beckham**
- 4/30/16 - Traded the 188th overall pick (TE **David Morgan**) to Minnesota for a 6th round pick (S **Blake Countess**) and a 7th round pick (DE **Alex McAlister**) in 2016
- 4/20/16 - Traded the 8th overall pick, a 3rd round draft choice, a 4th round draft choice, a 2017 1st round draft choice and a 2018 2nd round draft choice to the Cleveland Browns for the 2nd overall selection (QB **Carson Wentz**) and a 2017 4th round draft choice
- 3/11/16 - Traded QB **Mark Sanchez** to the Denver Broncos for a conditional 7th round draft choice
- 3/9/16 - Traded RB **DeMarco Murray** and a 4th round draft choice to the Tennessee Titans for a 4th round draft choice (traded to Cleveland)
- 3/9/16 - Traded LB **Kiko Alonso**, CB **Byron Maxwell** and the 13th overall selection to the Miami Dolphins for the 8th overall selection (traded to Cleveland)

## 2015

- 9/4/15 - Traded QB **Matt Barkley** to the Arizona Cardinals for a conditional 7th round draft choice in 2016
- 8/1/15 - Traded CB **Brandon Boykin** to the Pittsburgh Steelers for a conditional 5th round draft choice in 2016
- 5/2/15 - Traded the 113th overall selection (DT **Gabe Wright**) to the Detroit Lions for a 3rd round selection in 2016
- 5/1/15 - Traded the 52nd overall selection (NT **Jordan Phillips**), 145th overall selection (CB **Bobby McCain**) and the 156th overall selection (WR **Tony Lippett**) in 2015 to the Miami Dolphins for the 47th overall selection (DB **Eric Rowe**) and the 191st overall selection (DB **JaCorey Shepherd**) in 2015
- 3/10/15 - Traded QB **Nick Foles**, a 4th round draft choice in 2015 (T **Andrew Donnel**), and a 2nd round draft choice in 2016 to the

St. Louis Rams for QB **Sam Bradford** and a 5th round draft choice in 2015 (traded to Miami)

- 3/10/15 - Traded RB **LeSean McCoy** to the Buffalo Bills for LB **Kiko Alonso**

## 2014

- 8/20/14 - Traded RB **David Fluellen** to the Indianapolis Colts for K **Cody Parkey**
- 8/19/14 - Traded a conditional 2015 7th round draft choice to the Carolina Panthers for RB **Kenjon Barner**
- 5/10/14 - Traded RB **Bryce Brown** and a 2014 7th round draft choice (T **Seantrel Henderson**) to the Buffalo Bills for a 2014 7th round draft choice (DT **Beau Allen**) and a 2015 4th round draft choice (traded to Detroit)
- 5/9/14 - Traded a 3rd round draft choice (DT **Louis Nix**) to the Houston Texans for a 4th round draft choice (DB **Jaylen Watkins**) and a 5th round draft choice (DE **Taylor Hart**)
- 5/9/14 - Traded a 2nd round draft choice (RB **Bishop Sankey**) and a 4th round draft choice (S **Marqueston Huff**) to the Tennessee Titans for a 2nd round draft choice (WR **Jordan Matthews**)
- 5/8/14 - Traded a 1st round draft choice (QB **Johnny Manziel**) to the Cleveland Browns for a 1st round draft choice (LB **Marcus Smith**) and a 3rd round draft choice (traded to Houston)
- 3/13/14 - Traded a 2014 5th round draft choice (LB **Ronald Powell**) to the New Orleans Saints for RB **Darren Sproles**

## 2013

- 10/29/13 - Traded DT **Isaac Sopoaga** and a 2014 6th round draft choice (DE **Zach Moore**) to the New England Patriots for a 2014 5th round draft choice (traded to New Orleans)
- 8/23/13 - Traded RB **Felix Jones** to the Pittsburgh Steelers for LB **Adrian Robinson**
- 8/12/13 - Traded OL **Nate Menkin** to the Houston Texans for WR **Jeff Maehl**
- 4/27/13 - Traded a 4th round draft choice (WR **Ace Sanders**) and a 7th round draft choice (CB **DeMetrius McCray**) to the Jacksonville Jaguars for a 4th round draft choice (QB **Matt Barkley**)
- 4/11/13 - Traded RB **Dion Lewis** to the Cleveland Browns for LB **Emmanuel Acho**
- 3/28/13 - Traded FB **Stanley Havili** to the Indianapolis Colts for DE **Clifton Geathers**
- 3/15/13 - Traded a 2013 6th round draft choice (G **Jeff Baca**) and a 2014 conditional draft choice to the Tampa Bay Buccaneers for WR **Arrelious Benn** and a 2013 7th round draft choice (CB **Jordan Poyer**)

## 2012

- 8/31/12 - Acquired S **David Sims** from the Cleveland Browns for a 2013 conditional draft choice (DE **Joe Kruger**)
- 8/2/12 - Traded LB **Moise Fokou** and LB **Greg Lloyd** to the Indianapolis Colts for CB **Kevin Thomas** and a conditional 7th round draft choice
- 7/22/12 - Traded CB **D.J. Johnson** to the Indianapolis Colts for DT **Ollie Ogbu**
- 4/27/12 - Traded a 2nd round draft choice (DT **Jerel Worthy**) to the Green Bay Packers for a 2nd round draft choice (DE **Vinny Curry**) and a 4th round draft choice (CB **Brandon Boykin**)
- 4/26/12 - Traded a 1st round draft choice (DE **Bruce Irvin**), a 4th round draft choice (DT **Jaye Howard**), and a 6th round draft choice (CB **Jeremy Lane**) to the Seattle Seahawks for a 1st round draft choice (DT **Fletcher Cox**)

# TRADE HISTORY



- 4/25/12 - Traded CB **Asante Samuel** to the Atlanta Falcons for a 7th round draft choice (RB **Bryce Brown**)
- 3/20/12 - Traded a 3rd round draft choice (G **Brandon Brooks**) and a 4th round draft choice (C **Ben Jones**) to the Houston Texans for LB **DeMeco Ryans** and a 3rd round pick (QB **Nick Foles**)
- 3/14/12 - Traded T **Winston Justice** and a 6th round draft choice (S **Josh Bush**) to the Indianapolis Colts for a 6th round draft choice (traded to Seattle)

## 2011

- 8/1/11 - Traded DT **Brodrick Bunkley** to the Denver Broncos in exchange for an 6th draft choice in 2013 (traded to Tampa Bay)
- 7/28/11 - Traded QB **Kevin Kolb** to Arizona for CB **Dominique Rodgers-Cromartie** and a 2nd round draft choice in 2012
- 4/30/11 - Traded a 6th round draft choice (LB **Markell Carter**) to New England for a 6th round draft choice (LB **Brian Rolle**)
- 4/30/11 - Traded a 5th round draft choice (WR **Jeremy Kerley**) and a 7th round draft choice (WR **Scotty McKnight**) to the NY Jets for a 5th round draft choice (G **Julian Vandervelde**) and a 6th round draft choice (traded to New England later in draft)
- 4/30/11 - Traded a 4th round draft choice (TE **Luke Stocker**) to Tampa Bay for a 4th round draft choice (LB **Casey Matthews**) and a 4th round draft choice in 2012
- 4/29/11 - Traded a 3rd round draft choice (T **Jah Reid**) to Baltimore for a 3rd round draft choice (CB **Curtis Marsh**) and a 6th round draft choice (C **Jason Kelce**)

## 2010

- 10/13/10 - Traded RB **Mike Bell** to the Cleveland Browns for RB **Jerome Harrison**
- 9/4/10 - Traded G **Stacy Andrews** to Seattle for a 7th round pick in 2011 ... Traded LB **Tracy White** and a 7th round pick (OLB **Travis Lewis**) to New England for a 2012 6th round pick (G **Brandon Washington**)
- 9/3/10 - Traded an undisclosed draft choice in 2011 to Arizona for OL **Reggie Wells**
- 8/30/10 - Traded FB **Charles Scott** to Arizona for CB **Jorrick Calvin**
- 7/30/10 - Traded LB **Joe Mays** to Denver for RB **J.J. Arrington** or a 2012 conditional draft choice (compensation - 2012 6th round pick - WR **Marvin McNutt**)
- 4/24/10 - Traded a 6th round draft choice in 2011 to Detroit for a 7th round draft choice (LB **Jamar Chaney**)
- 4/24/10 - Traded a 5th round draft choice (DT **Cam Thomas**) to San Diego for a 5th round draft choice (WR **Riley Cooper**) and a 5th round draft choice in 2011 (RB **Dion Lewis**)
- 4/23/10 - Traded a 3rd round draft choice (S **Morgan Burnett**) to Green Bay for a 3rd round draft choice (DE **Daniel Te'o-Nesheim**) and a 4th round draft choice (QB **Mike Kafka**)
- 4/23/10 - Traded a 2nd round draft choice (RB **Montario Hardesty**) to Cleveland for a 3rd round draft choice (later traded to Green Bay) and two 5th round draft choices (DE **Ricky Sapp** and the other was traded to San Diego, who selected DT **Cam Thomas**)
- 4/23/10 - Traded a 2nd round draft choice (LB **Sean Lee**) to Dallas for a 2nd round draft choice (later traded to Cleveland) and a 4th round draft choice (TE **Clay Harbor**)
- 4/22/10 - Traded a 1st round draft choice (traded to New England and then to Dallas who selected WR **Dez Bryant**) and two 3rd round draft choices (one was traded to Seattle and then to Baltimore who selected TE **Ed Dickson** and the other was used to select WR **Eric Decker**) to Denver for a 1st round draft choice

(DE **Brandon Graham**)

- 4/19/10 - Acquired LB **Ernie Sims** from the Detroit Lions in three-team trade. Sent a 5th round draft pick in 2010 to Denver (CB **Perrish Cox**), who sent TE **Tony Scheffler** and a 7th round pick (traded to Philadelphia who selected LB **Jamar Chaney**) to Detroit
- 4/4/10 - Traded QB **Donovan McNabb** to Washington for a 2nd round draft choice (S **Nate Allen**) in 2010 and a 3rd or 4th round draft choice in 2011 (traded to Tampa Bay)
- 4/2/10 - Traded CB **Sheldon Brown** and LB **Chris Gocong** to Cleveland for LB **Alex Hall**, and a 4th (CB **Trevard Lindley**) and a 5th round draft choice in 2010 (traded to Denver in 3-team trade for LB **Ernie Sims**)
- 3/16/10 - Traded DE **Chris Clemons** and a 4th round draft choice in 2010 to Seattle for DE **Darryl Tapp**
- 3/8/10 - Traded WR **Reggie Brown** to Tampa Bay for an undisclosed draft choice in 2011

## 2009

- 10/20/09 - Traded WR **Brandon Gibson** and a 5th round draft choice in 2010 (traded to Miami who selected S **Reshad Jones**) to St. Louis for LB **Will Witherspoon**
- 4/26/09 - Traded a 7th round draft choice (P **Pat McAfee**) to Indianapolis for a 6th round draft choice in 2010 (RB **Charles Scott**)
- 4/26/09 - Traded a 5th round draft choice (P **Thomas Morstead**) to New Orleans for a 7th round draft choice (traded to Indianapolis who selected P **Pat McAfee**) and a 5th round draft choice in 2010 (traded to St. Louis along with WR **Brandon Gibson** for LB **Will Witherspoon**)
- 4/26/09 - Traded two 5th round draft choices (137th, traded to Baltimore who selected LB **Jason Phillips** and 141st, traded to Denver who selected WR **Kenny McKinley**) to New England for CB **Ellis Hobbs**
- 4/26/09 - Traded a 3rd round draft choice (WR **Deon Butler**) to Seattle for a 5th round draft choice (137th, traded to New England for CB **Ellis Hobbs**), a 7th round draft choice (G **Paul Fanaika**) and a 3rd round draft choice in 2010 (traded to Denver)
- 4/26/09 - Traded a 3rd round draft choice (WR **Ramses Barden**) to NY Giants for a 3rd round draft choice (91st, traded to Seattle later in draft) and a 5th round draft choice (164th, traded to New Orleans later in draft)
- 4/25/09 - Traded a 1st round pick (C **Alex Mack**) and a 6th round draft choice (RB **James Davis**) to Cleveland for a 1st round draft choice (WR **Jeremy Maclin**)
- 4/20/09 - Traded a 1st round pick in 2009 (OL **Eric Wood**), a 4th round pick in 2009 (TE **Shawn Nelson**) and a 6th round pick in 2010 (DE **Danny Batten**) to Buffalo for T **Jason Peters**
- 3/5/09 - Traded WR **Greg Lewis** and a 7th round draft choice in 2010 (traded to Denver and then to Washington who selected T **Selvis Capers**) to the New England Patriots for a 5th round draft pick in 2009 (T **Fenuki Tupou**)
- 2/28/09 - Traded CB **Lito Sheppard** and a 5th round pick in 2010 (traded to Arizona who selected QB **John Skelton**) to the NY Jets for a 5th round draft pick in 2009 (TE **Cornelius Ingram**) and a 4th round draft pick in 2010 (traded to Seattle along with DE **Chris Clemons** for DE **Darryl Tapp**)

## 2008

- 6/6/08 - Traded a conditional draft pick in 2009 (no draft pick traded) to Indianapolis in exchange for FB **Luke Lawton**
- 4/27/08 - Traded a 6th round draft pick to Cleveland (WR **Paul Hubbard**) in exchange for a 5th round draft pick in 2009 (traded





to New England for CB **Ellis Hobbs**)

- 4/26/08 - Traded a 1st round draft pick (T **Jeff Otah**) to Carolina in exchange for a 2nd round draft pick (traded to Minnesota, see next trade), a 4th round draft pick (G **Mike McGlynn**), and a 1st round draft pick in 2009 (traded to Buffalo in **Jason Peters'** deal)
- 4/26/08 - Traded a 2nd round draft pick (FS **Tyrell Johnson**) and a 5th round draft pick (DT **Letroy Guion**) to Minnesota in exchange for a 2nd round draft pick (DT **Trevor Laws**) and a 4th round draft pick (FS **Quintin Demps**)
- 4/26/08 - Traded a 4th round draft pick (traded to Chicago then to Tampa Bay, who selected DT **Dre Moore**) in exchange for RB **Lorenzo Booker**

## 2007

- 8/28/07 - Traded QB **Kelly Holcomb** to Minnesota for an undisclosed draft pick in 2009 (used in a 2009 draft day trade with Cleveland that landed WR **Jeremy Maclin**)
- 4/28/07 - Traded a 1st round draft pick (DE **Anthony Spencer**) to Dallas in exchange for a 2nd round draft pick (QB **Kevin Kolb**), a 3rd round draft pick (LB **Stewart Bradley**), and a 5th round draft pick (S **C.J. Gaddis**)
- 3/26/07 - Traded DT **Darwin Walker** and a 2008 conditional draft choice (7th round, WR **Steve Johnson**) to Buffalo for LB **Takeo Spikes** and QB **Kelly Holcomb**

## 2006

- 9/2/06 - Traded C **Hank Fraley** to the Cleveland Browns for a 6th round draft pick in 2008. Traded FB **Josh Parry** to the Seattle Seahawks for a 7th round draft choice in 2008 (T **King Dunlap**)
- 8/28/06 - Traded LB **Mark Simoneau** and a conditional 4th round draft choice in 2007 to New Orleans (who traded the pick to the San Francisco 49ers who used it to select S **Dashon Goldson**) for WR **Donté Stallworth**
- 5/18/06 - Traded WR **Billy McMullen** to Minnesota for WR **Hank Baskett**
- 4/30/06 - Traded a 4th round pick (WR **Will Blackmon**) and a 6th round pick (FS **Tyrone Culver**), both of which were acquired from Minnesota for own 4th round pick (DE **Ray Edwards**) and G **Artis Hicks**, to Green Bay for a 4th round pick (WR **Jason Avant**)
- 4/30/06 - Traded own 4th round pick (T **Jahri Evans**) and DT **Hollis Thomas** for a 4th round pick (G **Max Jean-Gilles**)
- 4/29/06 - Traded own 3rd round draft choice (LB **Anthony Schlegel**) and own 7th round pick (DT **Adam Titus**) for a 3rd round pick (LB **Chris Gocong**)
- 4/29/06 - Traded own 2nd round draft choice (RB **LenDale White**) and own 4th round pick to Tennessee for a 2nd round draft pick (T **Winston Justice**). Tennessee traded the 4th round pick (LB **Stephen Tulloch**) to Dallas

## 2005

- 4/24/05 - Traded own 5th round draft choice (FS **Michael Hawkins**), 6th round draft choice, and own 7th round draft choice (SS **Kurt Campbell**) to Green Bay for a 4th round draft choice (T **Todd Herremans**). Philadelphia traded the 6th round pick to Green Bay who then traded it to New England, who then traded it to Oakland, who selected DT **Anttaj Hawthorne**
- 4/24/05 - Traded own 4th round draft choice (DE **Chris Canty**) and a 6th round draft choice in 2006 to Dallas for a 5th round draft choice (traded to Indianapolis) and a 4th round draft choice in 2006 (traded to Tennessee) ... Traded the 5th round (DE **Jonathan Welsh**) choice to Indianapolis for a 4th round draft choice in 2006
- 4/23/05 - Traded own 3rd round draft choice (T **Adam Snyder**)

to San Francisco for a 4th round draft choice (S **Sean Considine**) and a 6th round draft choice (see trade two above)

## 2004

- 9/5/04 - Agreed to send a conditional 2005 draft choice (6th round, CB **Derrick Johnson**) to the San Francisco 49ers to complete the trade that sent WR **Terrell Owens** to the Eagles and DE **Brandon Whiting** to the 49ers
- 4/25/04 - Traded G **John Welbourn** to Kansas City for a 5th round pick in 2004 (FB **Thomas Tapeh**) and a 3rd round pick in 2005 (RB **Ryan Moats**)
- 4/24/04 - Traded a 1st and 2nd round pick (CB **Shawntae Spencer**) to San Francisco for the 16th overall pick (T/G **Shawn Andrews**). The 49ers traded the 1st round pick to Carolina who chose CB **Chris Gamble**
- 4/3/04 - Traded QB **A.J. Feeley** to Miami for a 2nd round pick in 2005 (WR **Reggie Brown**)
- 3/30/04 - Traded WR **James Thrash** to Washington for a 5th round draft pick in 2005 (LB/DE **Trent Cole**)
- 3/16/04 - In a three-team deal, traded a 5th round pick to Baltimore and DE **Brandon Whiting** to San Francisco in exchange for WR **Terrell Owens**. The Ravens traded the 5th round pick to Miami who chose SS **Tony Bua**

## 2003

- 8/30/03 - Traded WR **Freddie Milons** to Pittsburgh for a conditional, future draft pick (no pick exchanged)
- 4/26/03 - Traded a 1st round pick (CB **Sammy Davis**) and a 2nd round pick (FS **Terrence Kiel**) to San Diego for the 15th overall pick in the 2003 draft (DE **Jerome McDougle**)
- 4/26/03 - Traded a 5th round pick (LB **Hunter Hillenmeyer**) to Green Bay for a 6th round pick (T/G **Jeremy Bridges**) and a 7th round pick (S **Norman LeJeune**)
- 4/26/03 - Traded a 7th round choice (CB **Chris Johnson**) to Green Bay for a 6th round pick (QB **Andy Hall**) in 2004
- 3/4/03 - Traded a 6th round pick (DB **Waine Bacon**) in 2003 and a 4th round pick in 2004 to Atlanta for LB **Mark Simoneau**. The Falcons traded the 4th round pick to Indianapolis who chose CB **Jason David**
- 2/28/03 - Traded CB **Al Harris** and a 4th round pick in 2003 to Green Bay for a 2nd round pick (TE **L.J. Smith**). The Packers traded the 4th round pick to Buffalo who chose WR **Sam Aiken**

## 2001

- 4/21/01 - Traded a 3rd round pick (LB **Morlon Greenwood**) and a 6th round pick (DE **Otis Leverette**) to Miami for a 2nd round pick in 2002 (CB **Sheldon Brown**)

## 2000

- 8/25/00 - Traded CB/KR **Allen Rossum** to Green Bay for an undisclosed draft pick (5th round, TE **Tony Stewart**)
- 4/16/00 - Traded a 4th round pick (WR **Trevor Gaylor**) to San Diego for a 3rd round pick in 2001 (DE **Derrick Burgess**). The pick traded to the Chargers was obtained from a trade with Detroit for a 5th round pick (S **Ty Talton**) in 1999
- 4/16/00 - Traded TE **Kaseem Sinceno** to Green Bay for TE **Jeff Thomason**
- 4/15/00 - Traded a 3rd round (TE **Erron Kinney**) and 5th round pick (SS **Aric Morris**) to Tennessee for a 2nd round pick (G **Bobbie Williams**) in 2000

# TRADE HISTORY



## 1999

- 9/5/99 - Traded an undisclosed draft pick (7th round, TE **Mike Roberg**) to Carolina for TE **Luther Broughton**
- 9/1/99 - Traded DE **Jon Harris** to Green Bay for T **John Michaels**
- 8/24/99 - Traded QB **Bobby Hoying** to Oakland for an undisclosed, conditional draft pick (6th round, DE **John Frank**)
- 4/28/99 - Traded QB **Rodney Peete** to Washington for a 6th round pick (C **John Romero**)

## 1998

- 8/30/98- Traded a future, conditional draft pick to New England (7th round) for WR **Dietrich Jells**. The Patriots traded the pick to San Francisco who chose QB **Tim Rattay**
- 4/19/98- Traded a 3rd round pick (WR **Brian Alford**) to the New York Giants for a 3rd round pick (CB/KR **Allen Rossum**) and 4th round pick (CB **Clarence Love**) ... Traded a 4th round pick (DE **Lorenzo Bromell**) to Miami for a 4th round pick (DT/DE **Brandon Whiting**) and a 5th round pick (LB **Ike Reese**) ... Traded a 6th round pick (DE **Eric Ogbogu**) to the New York Jets for WR **Jeff Graham** ... Traded a 7th round pick (C **Trey Teague**) to Denver for a 6th round pick (WR **Troy Smith**) in 1999
- 3/13/98- Traded a 2nd round and 5th round (LB **Casey Dailey**) pick to the New York Jets for DE **Hugh Douglas**. The Jets traded the 2nd round pick to Pittsburgh who chose DT **Jeremy Staat**

## 1997

- 8/27/97 - Traded an undisclosed pick of player/pick to Baltimore for CB **Willie Clark**
- 8/24/97 - Traded G **Ben Cavil** to Baltimore for undisclosed terms.
- 8/22/97 - Acquired G **Sean Love** from the New York Jets for past considerations
- 4/19/97 - Traded a 1st round pick (TE **David LaFleur**) to Dallas for a 1st round (DE **Jon Harris**) and 5th round (TE **Luther Broughton**) picks in 1997 and a 3rd round pick (LB **Jeremiah Trotter**) in 1998 ... Traded a 2nd round pick (FB **Marc Edwards**) to San Francisco for a 2nd round pick (LB **James Darling**), a 6th round (WR **Antuwan Wyatt**), and a 7th round pick (CB **Deauntae Brown**) ... Traded a 3rd round pick (CB **Ty Howard**) and a 6th round pick (LB **Tony McCombs**) to Arizona for a 3rd round pick (RB **Duce Staley**)
- 4/18/97 - Traded DT **Ronnie Dixon** to the New York Jets for a 7th round pick (QB **Koy Detmer**) in 1997

## 1995

- 8/27/95 - Traded T **Joe Sims** to Green Bay for an undisclosed pick in 1995 (6th round, TE **Tony Johnson**)
- 8/21/95 - Traded a conditional, undisclosed draft pick (7th round) to Cleveland for DT **Ronnie Dixon**
- 4/23/95 - Traded a 5th round pick (WR **Mike Miller**) in 1995 and a 5th round pick in 1996 to Cleveland for a 4th round pick (QB **David Barr**). The 5th round pick to Baltimore was traded to Dallas who chose G **Kenneth McDaniel** ... Traded a 5th round pick (FB **Ryan Christopherson**) and a 7th round pick (WR **Curtis Marsh**) to Jacksonville for a 6th round pick (FB **Fred McCray**) and two 7th round picks (RB **Kevin Bouie** and T **Howard Smothers**)
- 4/22/95 - Traded a 1st round pick (DT **Warren Sapp**) and two 2nd round picks (DB **Melvin Johnson** and the other was traded to Dallas, who chose G **Shane Hannah**) to Tampa Bay for the 7th overall selection (DE **Mike Mamula**) and a 3rd round pick (DE **Greg Jefferson**) ... Traded WR **Victor Bailey** and a 4th round pick to Kansas City for a 2nd round pick (CB **Bobby Taylor**) in 1995 and a 6th round pick (WR **Phillip Riley**) in 1996. The Chiefs traded the 4th round pick to New England who chose C **David Wohlabaugh**



## NFL MVP/PLAYER OF THE YEAR

- 1960** Norm Van Brocklin, QB (UP, AP, NE, SN, MX)
- 1965** Pete Retzlaff, TE (MX)
- 1980** Ron Jaworski, QB (MX)
- 1988** Randall Cunningham, QB (MX)
- 1990** Randall Cunningham, QB (FW, MX)
- 2010** Michael Vick (MX)

## NFC MVP/PLAYER OF THE YEAR

- 1980** Ron Jaworski, QB (UP)
- 2000** Donovan McNabb, QB (CBS)
- 2004** Donovan McNabb, QB (CBS)

## NFL OFFENSIVE MVP/PLAYER OF THE YEAR

- 1990** Randall Cunningham, QB (PW)

## NFC OFFENSIVE MVP/PLAYER OF THE YEAR

- 1990** Randall Cunningham, QB (UP, KC)
- 2004** Donovan McNabb, QB (KC)
- 2010** Michael Vick, QB (KC)
- 2013** LeSean McCoy, RB (KC)

## NFL DEFENSIVE MVP/PLAYER OF THE YEAR

- 1987** Reggie White, DE (AP, NE, PW)
- 1991** Reggie White, DE (PW)

## NFC DEFENSIVE MVP/PLAYER OF THE YEAR

- 1987** Reggie White, DE (UP, KC)
- 1991** Reggie White, DE (UP)
- 1993** Eric Allen, CB (UP)

## NFL ROOKIE OF THE YEAR

- 1951** Bobby Walston, TE/K
- 1988** Keith Jackson, TE (SN)

## NFC ROOKIE OF THE YEAR

- 1973** Charle Young, TE (UP)
- 1984** Paul McFadden, K (UP)

## NFL COMEBACK PLAYER OF THE YEAR

- 1973** Roman Gabriel, QB (PW)
- 1991** Jim McMahon, QB (PW)
- 1992** Randall Cunningham, QB (PW)
- 2010** Michael Vick, QB (AP, PW, SN)

## FedEx GROUND PLAYER OF THE YEAR

- 2011** LeSean McCoy
- 2013** LeSean McCoy

## NFL COACH OF THE YEAR

- 1948** Greasy Neale (SN)
- 1960** Buck Shaw (UP, AP)
- 1979** Dick Vermeil (SN, PW)
- 1995** Ray Rhodes (AP, SN, MX, NFL Films)
- 2000** Andy Reid (SN, MX, FD)
- 2002** Andy Reid (AP, MX, PW, SN)
- 2010** Andy Reid (MX)
- 2013** Chip Kelly (MX)

## ASSISTANT COACH OF THE YEAR

- 2010** Marty Mornhinweg (PW)

## NFC COACH OF THE YEAR

- 1978** Dick Vermeil (FW, UP, KC)
- 1979** Dick Vermeil (FW, KC)
- 1995** Ray Rhodes (UP, KC)
- 2002** Andy Reid (KC)

## EAGLES ALL-PRO SELECTIONS

- 1933** Swede Hanson, B (OF, CN, GB)
- 1934** Swede Hanson, B (OF, GB)
- 1935** Joe Carter, E (GB), Ed Manske, E (GB)
- 1936** Joe Carter, E (EY, CN)
- 1937** Bill Hewitt, E (OF, UP, IN, NY)
- 1938** Joe Carter, E (FW, NY), Bill Hewitt, E (OF, UP, FW, IN, NY, EY)
- 1939** Davey O'Brien, B (OF, UP, FW, NY, EY)
- 1940** Dick Bassi, G (EY, HA), Don Looney, E (OF, NY, EY, HA), Davey O'Brien, B (OF)
- 1941** Dick Humbert, E (NY), Phil Ragazzo, T (UP), Bob Suffridge, G (NY)
- 1942** Tommy Thompson, B (IN, NY)
- 1943** Jack Hinkle, B (AP, UP, PF, HA), Eberle Schultz, G (PF), Vic Sears, T (AP, UP, NY, IN), Ernie Steele, B (UP), Roy Zimmerman, B (AP)
- 1944** Steve Van Buren, B (AP, UP, NY), Al Wistert, T (AP, UP, IN, NY), Roy Zimmerman, B (UP, IN, NY)
- 1945** Bruno Banducci, G (NY), Jack Ferrante, E (UP, NY), Vic Sears, T (UP, IN), Steve Van Buren, B (AP, UP, IN, NY, PF, HA), Al Wistert, T (AP, UP, IN, NY, PF, HA)
- 1946** Augie Lio, G (UP, NY), Steve Van Buren, HB (UP, NY, PF), Al Wistert, T (AP, UP, NY, PF)
- 1947** Pete Pihos, E (PF), Al Wistert, T (AP, UP, NY, PF, HA), Steve Van Buren, HB (AP, UP, NY, PF)
- 1948** Bucko Kilroy, G (UP), Joe Muha, FB (UP, PF, HA), Pete Pihos, E (AP, SN, UP, NY, PF, HA), Tommy Thompson, QB (AP, UP, NY, PF), Steve Van Buren, HB (AP, UP, SN, NY, PF), Al Wistert, T (SN, UP, NY, PF, HA)
- 1949** Jack Ferrante, E (NY), Bucko Kilroy, G (UP, NY), Cliff Patton, G (UP), Pete Pihos, E (AP, IN, UP, NY), Vic Sears, T (UP, NY), Tommy Thompson, QB (UP, NY), Steve Van Buren, HB (AP, IN, UP, NY), Al Wistert, T (IN)
- 1950** Chuck Bednarik, C (AP, NY), Bucko Kilroy, G (UP, NY), Joe Muha, C (NY), Pete Pihos, E (UP, NY), Vic Sears, T (NY), Steve Van Buren, HB (UP, NY), Al Wistert, T (NY)
- 1951** Chuck Bednarik, LB (AP, UP, NY), Bucko Kilroy, MG (NY), Vic Linskog, C (AP), Bobby Walston, E (UP), Al Wistert, T (NY)
- 1952** Chuck Bednarik, LB (AP, UP), Bucko Kilroy, MG (AP, UP), Pete Pihos, DE (AP, UP, NY), Vic Sears, DT (AP, NY), Lum Snyder, T (NY)
- 1953** Chuck Bednarik, LB (AP, UP, NY), Bucko Kilroy, MG (UP, NY), Pete Pihos, E (AP, UP, NY), Lum Snyder, T (UP), Bobby Thompson, QB (NY), Norm Willey, DE (UP, NY), Frank Wydo, T (NY)
- 1954** Chuck Bednarik, LB (AP, UP, SN, NY), Bucko Kilroy, MG (AP, UP, SN), Pete Pihos, E (AP, UP, SN, NY), Ken Snyder, T (AP, UP, NY), Norm Willey, DE (AP, UP, NY)



## EAGLES ALL-PRO SELECTIONS (continued)

- 1955** Chuck Bednarik, LB (AP, UP, NE, NY), Pete Pihos, E (AP, UP, NE, SN, NY), Wayne Robinson, LB (SN), Tom Scott, DE (SN), Lum Snyder, T (NE), Norm Willey, DE (UP)
- 1956** Chuck Bednarik, LB (AP, UP, NE, NY), Tom Scott, DE (NE)
- 1957** Chuck Bednarik, LB (AP, UP, NE, NY)
- 1958** Pete Retzlaff, E (AP, UP, NE, NY)
- 1959** Tom Brookshier, DB (AP, UP, NE), Tommy McDonald, E (AP, UP)
- 1960** Chuck Bednarik, C and LB (AP, UP, NY), Tom Brookshier, CB (AP, UP, NE, NY), Don Burroughs, S (AP, NE, NY), Tommy McDonald, E (UP, NE, NY), Jess Richardson, DT (UP), Norm Van Brocklin, QB (AP, UP, NE, NY)
- 1961** Maxie Baughan, LB (UP, NY), Chuck Bednarik, C (UP), Don Burroughs, S (UP, NE, NY), Sonny Jurgensen, QB (AP, UP), Tommy McDonald, WR (UP, NE, NY), Leo Sugar, DE (UP)
- 1962** Don Burroughs, S (NE), Tommy McDonald, E (AP, NE)
- 1963** Tim Brown, RB (UP, NE, NY)
- 1964** Bob Brown, T (AP), Maxie Baughan, OLB (AP, NY), Pete Retzlaff, TE (AP, UP, NE, NY), Jim Ringo, C (AP, UP, NE, NY)
- 1965** Maxie Baughan, OLB (AP), Bob Brown, T (AP, NE, NY), Tim Brown, RB (AP, UP, NY), Pete Retzlaff, TE (AP, UP, NE, NY)
- 1966** Bob Brown, T (AP, UP, NE, FW, NY), Tim Brown, RB (NY), Pete Retzlaff, TE (NY), Jim Ringo, C (AP)
- 1967** Bob Brown, T (AP, UP)
- 1968** Bob Brown, T (FW, AP, UP, NE, NY, PW), Tom Woodeshick, RB (AP)
- 1969** Tom Woodeshick, RB (AP, UP, NY)
- 1971** Bill Bradley, S (AP, FW, PW)
- 1972** Bill Bradley, S (AP, FW, NE, PW), Harold Jackson, WR (AP, FW, NE)
- 1973** Bill Bradley, S (AP, FW, NE), Harold Carmichael, WR (AP, FW, NE, PW), Charle Young, TE (AP, FW, NE, PW)
- 1974** Bill Bergey, MLB (AP, FW, NE, PW), Charle Young, TE (AP, FW, NE)
- 1975** Bill Bergey, MLB (AP, NE), Charle Young, TE (AP, FW, NE, PW)
- 1976** Bill Bergey, MLB (AP, FW, NE)
- 1977** Bill Bergey, MLB (AP, FW, NE)
- 1978** Bill Bergey, MLB (AP, PW), Wilbert Montgomery, RB (AP)
- 1979** Harold Carmichael, WR (AP), Charlie Johnson, DT (NE), Wilbert Montgomery, RB (AP), Stan Walters, T (AP)
- 1980** Harold Carmichael, WR (NE), Charlie Johnson, DT (AP, NE), Randy Logan, S (AP, NE), Jerry Robinson, OLB (AP)
- 1981** Charlie Johnson, DT (AP), Jerry Robinson, OLB (AP, FW), Roynell Young, CB (AP, NE)
- 1983** Mike Quick, WR (AP, NE, PW), Jerry Robinson, ILB (NE)
- 1984** Wes Hopkins, S (NE)
- 1985** Wes Hopkins, S (AP, FW, NE, SN), Mike Quick, WR (AP, NE, SN)
- 1986** Reggie White, DT (AP, WA, NE)
- 1987** Mike Quick, WR (NE), Reggie White, DE (AP, FW, NE, SN, PW)
- 1988** Randall Cunningham, QB (AP), Keith Jackson, TE (AP, FW, NE, SN, PW), Reggie White, DE (AP, FW, NE, SN, PW)
- 1989** Eric Allen, CB (AP, NE, PW), Jerome Brown, DT (NE), Keith Jackson, TE (AP, FW, SN), Reggie White, DE (AP, FW, NE, PW)
- 1990** Jerome Brown, DT (AP), Randall Cunningham, QB (FW, PW), Byron Evans, ILB (NE), Keith Jackson, TE (AP, FW, NE, SN, PW), Reggie White, DE (AP, FW, NE, PW)
- 1991** Eric Allen, CB (AP, NE), Jerome Brown, DT (AP, FW, SN, PW), Seth Joyner, OLB (AP, FW, NE), Clyde Simmons, DE (AP, FW, SN, PW, NE), Reggie White, DE (AP, FW, SN, PW, NE)
- 1992** Randall Cunningham, QB (AP), Byron Evans, ILB (NE), Seth Joyner, OLB (AP, NE), Vai Sikahema, KR (NE), Clyde Simmons, DE (AP), Reggie White, DE (AP, FW, NE)
- 1993** Eric Allen, CB (AP), Seth Joyner, OLB (FW)
- 1995** William Fuller, DE (AP), Andy Harmon, DT (AP), William Thomas, OLB (AP)
- 2000** Hugh Douglas, DE (AP, PW, SN), Jeremiah Trotter, LB (AP)
- 2001** David Akers, K (AP, PW, SN), Brian Dawkins, FS (AP, PW, SN), Corey Simon, DT (FD)
- 2002** David Akers, K (SN, CN, PW), Brian Dawkins, FS (AP, PW, SN, CN, UW), Hugh Douglas, DE (AP), Jermane Mayberry, G (AP, CN, PW), Bobby Taylor, CB (AP, PW), Tra Thomas, T (AP, SN, UW), Troy Vincent, CB (AP, CN)
- 2004** David Akers, K (AP, PW), Brian Dawkins, FS (AP, CN, SN, PW, FD), Michael Lewis, SS (FD, PW), Terrell Owens, WR (AP, CN, SN, FD, PW), Ike Reese, ST/LB (PW), Lito Sheppard, CB (AP, CN, FD, PW), Tra Thomas, T (PW)
- 2006** Shawn Andrews, G (AP, SN, UW), Brian Dawkins, FS (AP, UW)
- 2007** Brian Westbrook, RB (AP, UW, PW)
- 2008** Quintin Mikell, SS (AP)
- 2009** David Akers, K (AP, SN), Trent Cole, DE (AP), DeSean Jackson, PR (AP, SN, PW), Asante Samuel, CB (AP), Leonard Weaver, FB (AP)
- 2010** David Akers, K (AP, SN), Quintin Mikell, SS (AP), Jason Peters, T (AP), Asante Samuel, CB (PW, SN)
- 2011** Jason Babin, DE (AP, SN), LeSean McCoy, RB (AP, SN, PW), Jason Peters, T (AP, SN, PW)
- 2013** Evan Mathis, G (AP, PFWA), LeSean McCoy, RB (AP, PFWA), Jason Peters, T (AP)
- 2014** Connor Barwin, LB (AP), Fletcher Cox, DE (AP), Jason Peters, T (AP), Darren Sproles, KR (AP, PFWA)
- 2015** Fletcher Cox, DE (AP), Darren Sproles, KR (PFWA, SN)
- 2016** Brandon Graham, DE (AP)

**AP** - Associated Press, **CBS** - CBS Radio, **CN** - Chicago Daily News, **EY** - Collyer's Eye and The Baseball World Magazine, **FD** - Football Digest, **FW** - Professional Football Writers of America, **GB** - Green Bay Press-Gazette, **HA** - Chicago Herald-American, **HF** - Pro Football Hall of Fame, **IN** - International News Service, **KC** - Kansas City 101 Awards, **MX** - Maxwell Club of Philadelphia, **NE** - Newspaper Enterprise Association, **NY** - New York Daily News, **OF** - Official NFL Team, **PF** - Pro Football Illustrated, **PW** - Pro Football Weekly (1992-2012, choices combined with Pro Football Writers of America), **PFWA** - Pro Football Writers of America, **SN** - Sporting News, **UP** - United Press and United Press International, **CN** - College and Pro Football Weekly, **UW** - USA Today Sports Weekly

# PLAYERS OF THE WEEK/MONTH



<b>1984</b>	Ken Clarke	Defensive POW	10/14	vs. Ind.
<b>1985</b>	Wes Hopkins	Defensive POW	9/22	at Wash.
	Ron Jaworski	Offensive POW	10/20	vs. Dal.
<b>1986</b>	Garry Cobb	Defensive POW	10/05	at Atl.
	Andre Waters	Defensive POW	11/30	at LA Raid.
	Reggie White	Defensive POW	12/14	at Dal.
<b>1987</b>	Clyde Simmons	Defensive POW	11/1	at StL.
	Randall Cunningham	Offensive POW	11/8	vs. Wash.
<b>1988</b>	Clyde Simmons	Defensive POW	10/2	vs. Hou.
	Randall Cunningham	Offensive POW	10/10	vs. NYG
	Jerome Brown	Defensive POW	11/6	vs. Rams
	Reggie White	Defensive POW	12/18	at Dal.
	Randall Cunningham	Offensive POM	November	
	Reggie White	Defensive POM	December	
<b>1989</b>	Randall Cunningham	Offensive POW	9/17	at Wash.
	Jerome Brown	Defensive POW	10/15	at Phx.
<b>1990</b>	Randall Cunningham	Offensive POW	12/16	vs. GB
	Randall Cunningham	Offensive POM	November	
<b>1991</b>	Reggie White	Defensive POW	9/01	at GB
	Jim McMahon	Offensive POW	9/01	at GB
	Clyde Simmons	Defensive POW	9/15	at Dal.
	Seth Joyner	Defensive POW	12/2	at Hou.
<b>1992</b>	Herschel Walker	Offensive POW	10/5	vs. Dal.
	Seth Joyner	Defensive POW	10/25	vs. Phx.
	Seth Joyner	Defensive POW	12/20	vs. Wash.
	Randall Cunningham	Offensive POM	September	
<b>1993</b>	Calvin Williams	Offensive POW	9/19	vs. Wash.
	Eric Allen	Defensive POW	10/3	at NYJ
	Eric Allen	Defensive POW	1/3/94	at SF
	Randall Cunningham	Offensive POM	September	
<b>1994</b>	Charlie Garner	Offensive POW	10/2	at SF
<b>1995</b>	Gary Anderson	Special Tms POW	10/1	at NO
	Andy Harmon	Defensive POW	10/8	vs. Wash.
	Mike Mamula	Defensive POW	11/19	vs. NYG
	Bobby Taylor	Defensive POW	12/10	vs. Dal.
	William Thomas	Defensive POW	12/17	vs. Arz.
	William Fuller	Defensive POM	December	
<b>1996</b>	Ricky Waters	Offensive POW	9/15	vs. Det.
	Derrick Witherspoon	Special Tms POW	9/22	at Atl.
	William Thomas	Defensive POW	10/13	at NYG
	Irving Fryar	Offensive POW	10/20	vs. Mia.
	Ray Farmer	Defensive POW	10/13	vs. NYG
	William Fuller	Defensive POW	12/22	vs. Arz.
	William Fuller	Defensive POM	December	
<b>1997</b>	Ricky Watters	Offensive POW	10/5	vs. Wash.
	Rhett Hall	Defensive POW	10/26	vs. Dal.
	Bobby Hoying	Offensive POW	11/30	vs. Cin.
<b>1998</b>	Hugh Douglas	Defensive POM	October	
<b>1999</b>	Allen Rossum	Special Tms POW	11/14	vs. Wash.
	Mike Mamula	Defensive POW	12/19	vs. NE
<b>2000</b>	Duce Staley	Offensive POW	9/3	at Dal.
	Brian Mitchell	Special Tms POW	9/24	at NO
	Brian Mitchell	Prime Time Award	10/1	vs. Atl.
	David Akers	Special Tms POW	10/15	at Arz.
	David Akers	Special Tms POW	11/12	at Pit.
	Donovan McNabb	Offensive POW	11/26	at Wash.
	Donovan McNabb	Offensive POW	12/10	at Cle.
	Hugh Douglas	Defensive POW	12/31	TB
	(NFC Wild Card game)			
	Hugh Douglas	Defensive POM	September	
	David Akers	Special Tms POM	November	
	Corey Simon	Defensive ROM	November	
	Jeremiah Trotter	Defensive POM	December	
<b>2001</b>	Sean Landeta	Special Tms POW	9/23	at Sea.
	David Akers	Special Tms POW	9/30	vs. Dal.
	Brian Mitchell	Special Tms POW	11/4	at Arz.
	Sean Landeta	Special Tms POW	12/9	vs. SD
	Damon Moore	Defensive POW	1/12/02	vs. TB
	(NFC Wild Card game)			
	Donovan McNabb	Offensive POW	1/19/02	at Chi.
	(NFC Divisional Playoff game)			
<b>2002</b>	Donovan McNabb	Offensive POW	9/22	vs. Dal.
	Brian Dawkins	Defensive POW	9/29	vs. Hou.
	Brian Mitchell	Special Tms POW	11/25	at SF
	N.D. Kalu	Defensive POW	12/1	vs. StL
	Bobby Taylor	Defensive POW	1/11/03	vs. Atl.
	(NFC Divisional Playoff game)			
	Donovan McNabb	Offensive POM	September	
<b>2003</b>	David Akers	Special Tms POW	9/28	at Buf.
	Brian Westbrook	Special Tms POW	10/19	at NYG
	Donovan McNabb	Offensive POW	11/16	vs. NYG
	David Akers	Special Tms POW	11/30	at Car.
	Donovan McNabb	Offensive POW	1/11/04	vs. GB
	(NFC Divisional Playoff game)			
	Mark Simoneau	Defensive POM	October	
	Donovan McNabb	Offensive POM	November	

# PLAYERS OF THE WEEK/MONTH



<b>2004</b>			
David Akers	Special Tms POW	10/3	at Chi.
Lito Sheppard	Defensive POW	10/17	vs. Car.
Jevon Kearse	Special Tms POW	11/28	at NYG
Donovan McNabb	Offensive POW	12/5	vs. GB
Sheldon Brown	Defensive POW	12/19	vs. Dal.
Donovan McNabb	Offensive POW	1/16/05	vs. Min.
(NFC Divisional Playoff game)			
Derrick Burgess	Defensive POW	1/23/05	vs. Atl.
(NFC Championship game)			
Donovan McNabb	Offensive POM	September	
Lito Sheppard	Defensive POM	October	

<b>2005</b>			
Jeremiah Trotter	Defensive POW	10/23	vs. SD
David Akers	Special Tms POW	11/27	vs. GB
Donovan McNabb	Offensive POM	September	
Trent Cole	Defensive ROM	November	

<b>2006</b>			
Lito Sheppard	Defensive POW	10/8	vs. Dal.
Brian Dawkins	Defensive POW	12/17	at NYG
Brian Dawkins	Defensive POM	December	

<b>2007</b>			
Brian Westbrook	Offensive POW	9/23	vs. Det.
Trent Cole	Defensive POW	10/28	at Min.
Lito Sheppard	Defensive POW	12/16	at Dal.
David Akers	Special Tms POM	October	

<b>2008</b>			
Brian Dawkins	Defensive POW	9/21	vs. Pit.
Brian Westbrook	Offensive POW	11/27	vs. Arz.
Chris Clemons	Defensive POW	12/28	vs. Dal.
Sav Rocca	Special Tms POM	September	
Brian Dawkins	Defensive POM	December	

<b>2009</b>			
DeSean Jackson	Special Tms POW	9/13	at Car.
Kevin Kolb	Offensive POW	9/27	vs. KC
DeSean Jackson	Offensive POW	10/26	at Wash
DeSean Jackson	Special Tms POW	12/13	at NYG
DeSean Jackson	Special Tms POM	September	
David Akers	Special Tms POM	November	
DeSean Jackson	Special Tms POM	December	

<b>2010</b>			
Kevin Kolb	Offensive POW	10/17	vs. Atl.
Michael Vick	Offensive POW	11/7	vs. Ind.
Michael Vick	Offensive POW	11/15	at Was.
DeSean Jackson	Offensive POW	12/12	at Dal.
Michael Vick	Offensive POW	12/19	at NYG
Michael Vick	Offensive POM	September	
Nate Allen	Defensive ROM	September	
David Akers	Special Tms POM	November	

<b>2011</b>			
Kurt Coleman	Defensive POW	10/16	at Was.
LeSean McCoy	Offensive POW	10/30	vs. Dal.

<b>2013</b>			
DeSean Jackson	Offensive POW	10/6	at NYG
Nick Foles	Offensive POW	10/13	at TB
Nick Foles	Offensive POW	11/3	at Oak
Donnie Jones	Special Tms POW	11/17	vs. Was.
Donnie Jones	Special Tms POW	12/1	vs. Arz.
LeSean McCoy	Offensive POW	12/22	vs. Chi.
Nick Foles	Offensive POM	November	
LeSean McCoy	Offensive POM	December	

<b>2014</b>			
Darren Sproles	Offensive POW	9/15	at Ind.
Darren Sproles	Special Tms POW	9/28	at SF
Jeremy Maclin	Offensive POW	11/2	at Hou.
Darren Sproles	Special Tms POW	11/10	vs. Car.
Josh Huff	Special Tms POW	11/23	vs. Ten.
Connor Barwin	Defensive POM	November	

<b>2015</b>			
Darren Sproles	Special Tms POW	9/27	at NYJ
Fletcher Cox	Defensive POW	10/11	vs. NO
Malcolm Jenkins	Defensive POW	12/6	at NE

<b>2016</b>			
Carson Wentz	Offensive POW	9/25	vs. Pit.
Carson Wentz	Offensive ROM	September	
Fletcher Cox	Defensive POM	September	
Josh Huff	Special Tms POW	10/23	vs. Min.
Malcolm Jenkins	Defensive POW	12/22	vs. NYG

## ED BLOCK COURAGE AWARD

<b>2016</b>	Nolan Carroll	<b>1996</b>	Kevin Turner
<b>2015</b>	Fletcher Cox	<b>1995</b>	Charlie Garner
<b>2014</b>	Jeremy Maclin	<b>1994</b>	Fred Barnett
<b>2013</b>	Jason Kelce	<b>1993</b>	Andre Waters
<b>2012</b>	Colt Anderson	<b>1992</b>	Jerome Brown
<b>2011</b>	Mike Patterson	<b>1991</b>	David Alexander
<b>2010</b>	Jason Avant	<b>1990</b>	Ron Solt
<b>2009</b>	Michael Vick	<b>1989</b>	Mike Quick
<b>2008</b>	Jon Dorenbos	<b>1988</b>	Wes Hopkins
<b>2007</b>	Montae Reagor	<b>1987</b>	Gerry Feehery
<b>2006</b>	Jerome McDougle	<b>1986</b>	Jody Schultz
<b>2005</b>	Chad Lewis	<b>1985</b>	Ron Jaworski
<b>2004</b>	Derrick Burgess	<b>1984</b>	John Spagnola
<b>2003</b>	Correll Buckhalter		
<b>2002</b>	Shawn Barber		
<b>2001</b>	Duce Staley		
	Tommy Brasher		
<b>2000</b>	Cecil Martin		
<b>1999</b>	Mike Mamula		
<b>1998</b>	Bobby Taylor		
<b>1997</b>	Rhett Hall		

Each year, the Ed Block Courage Award honors those NFL players who exemplify commitment to the principles of sportsmanship and courage. For more information, log on to [ed-block.com](http://ed-block.com)

# PRO BOWL SELECTIONS



- 1951** G Walt Barnes, LB Chuck Bednarik, E John Green, E Pete Pihos, T Al Wistert
- 1952** LB Chuck Bednarik, DB Russ Craft, T Mike Jarmoluk, E Pete Pihos
- 1953** LB Chuck Bednarik, DB Russ Craft, T Frank Kilroy, E Pete Pihos
- 1954** LB Chuck Bednarik, C Ken Farragut, T Frank Kilroy, E Pete Pihos, T Lum Snyder, QB Bobby Thomason
- 1955** LB Chuck Bednarik, QB Adrian Burk, T Frank Kilroy, E Pete Pihos, LB Wayne Robinson, T Lum Snyder, E Norman Willey
- 1956** QB Adrian Burk, E Pete Pihos, LB Wayne Robinson, QB Bobby Thomason, T Jim Weatherall, E Norman Willey
- 1957** LB Chuck Bednarik, T Buck Lansford, QB Bobby Thomason, T Jim Weatherall
- 1958** FB Bill Barnes, LB Chuck Bednarik, S Jerry Norton, E Tom Scott
- 1959** FB Bill Barnes, WR Tommy McDonald, S Jerry Norton, E Pete Retzlaff, E Tom Scott, QB Norman Van Brocklin
- 1960** FB Bill Barnes, CB Tom Brookshier, T Marion Campbell, WR Tommy McDonald, T Jess Richardson, QB Norman Van Brocklin
- 1961** LB Maxie Baughan, LB Chuck Bednarik, CB Tom Brookshier, T Marion Campbell, WR Tommy McDonald, E Pete Retzlaff, QB Norman Van Brocklin, E/K Bobby Walston
- 1962** LB Maxie Baughan, HB Ted Dean, QB Sonny Jurgensen (DNP/INJ), WR Tommy McDonald, T J. D. Smith (DNP/INJ), E/K Bobby Walston
- 1963** HB Tim Brown, WR Tommy McDonald
- 1964** LB Maxie Baughan, HB Tim Brown, E Pete Retzlaff
- 1965** K Sam Baker, LB Maxie Baughan, DB Irv Cross, DT Floyd Peters, E Pete Retzlaff, C Jim Ringo
- 1966** LB Maxie Baughan, T Bob Brown, HB Tim Brown, DB Irv Cross, E Pete Retzlaff, C Jim Ringo, QB Norman Snead
- 1967** T Bob Brown, DT Floyd Peters
- 1968** DT Floyd Peters, C Jim Ringo
- 1969** K Sam Baker, T Bob Brown, RB Tom Woodeshick
- 1970** WR Harold Jackson, LB Dave Lloyd, LB Tim Rossovich
- 1972** FS Bill Bradley
- 1973** FS Bill Bradley, WR Harold Jackson
- 1974** FS Bill Bradley, WR Harold Carmichael, QB Roman Gabriel, TE Charle Young
- 1975** LB Bill Bergey, TE Charle Young
- 1976** QB Mike Boryla, TE Charle Young
- 1977** LB Bill Bergey
- 1978** LB Bill Bergey
- 1979** LB Bill Bergey, WR Harold Carmichael, RB Wilbert Montgomery, T Stan Walters
- 1980** WR Harold Carmichael, KR Wally Henry, NT Charlie Johnson, S Randy Logan, RB Wilbert Montgomery, T Jerry Sisemore, T Stan Walters
- 1981** WR Harold Carmichael, QB Ron Jaworski, NT Charlie Johnson, S Randy Logan
- 1982** NT Charlie Johnson, LB Frank LeMaster, LB Jerry Robinson, T Jerry Sisemore, CB Roynell Young
- 1983** DE Dennis Harrison
- 1984** WR Mike Quick
- 1985** WR Mike Quick
- 1986** FS Wes Hopkins, WR Mike Quick
- 1987** WR Mike Quick, DE Reggie White
- 1988** WR Mike Quick, DE Reggie White
- 1989** QB Randall Cunningham, TE Keith Jackson, DE Reggie White
- 1990** CB Eric Allen, QB Randall Cunningham, TE Keith Jackson, DE Reggie White
- 1991** DT Jerome Brown, QB Randall Cunningham, TE Keith Jackson, DE Reggie White
- 1992** CB Eric Allen, DT Jerome Brown, LB Seth Joyner, DE Clyde Simmons, DE Reggie White
- 1993** CB Eric Allen, WR Fred Barnett, DE Clyde Simmons, DE Reggie White
- 1994** CB Eric Allen, LB Seth Joyner
- 1995** CB Eric Allen, DE William Fuller
- 1996** DE William Fuller, LB William Thomas, RB Ricky Watters
- 1997** WR Irving Fryar, DE William Fuller, LB William Thomas, RB Ricky Watters
- 1998** WR Irving Fryar
- 2000** FS Brian Dawkins, CB Troy Vincent
- 2001** DE Hugh Douglas, TE Chad Lewis, QB Donovan McNabb, LB Jeremiah Trotter, CB Troy Vincent
- 2002** K David Akers, FS Brian Dawkins, DE Hugh Douglas, TE Chad Lewis, QB Donovan McNabb, T Tra Thomas, LB Jeremiah Trotter, CB Troy Vincent (DNP/INJ)
- 2003** K David Akers, FS Brian Dawkins, DE Hugh Douglas, TE Chad Lewis, G Jermane Mayberry, QB Donovan McNabb, T Jon Runyan, CB Bobby Taylor, T Tra Thomas, CB Troy Vincent
- 2004** QB Donovan McNabb (DNP/INJ), DT Corey Simon, CB Troy Vincent
- 2005** K David Akers, FS Brian Dawkins, SS Michael Lewis, QB Donovan McNabb, WR Terrell Owens (DNP/INJ), ST/LB Ike Reese, CB Lito Sheppard, T Tra Thomas (DNP/INJ), LB Jeremiah Trotter, RB Brian Westbrook
- 2006** LS Mike Bartrum, FS Brian Dawkins, LB Jeremiah Trotter
- 2007** RG Shawn Andrews (DNP/INJ), FS Brian Dawkins (DNP), CB Lito Sheppard (DNP/INJ)
- 2008** RG Shawn Andrews, DE Trent Cole, RB Brian Westbrook
- 2009** FS Brian Dawkins, CB Asante Samuel (DNP)
- 2010** K David Akers, DE Trent Cole, LS Jon Dorenbos, WR/KR DeSean Jackson, QB Donovan McNabb, S Quintin Mikell, T Jason Peters, CB Asante Samuel, FB Leonard Weaver (note: Jackson was selected as both a WR and PR)
- 2011** K David Akers, WR DeSean Jackson (DNP/INJ), T Jason Peters (DNP/INJ), CB Asante Samuel (DNP/INJ), QB Michael Vick
- 2012** DE Jason Babin, RB LeSean McCoy, T Jason Peters
- 2014** QB Nick Foles, WR DeSean Jackson, G Evan Mathis, RB LeSean McCoy, T Jason Peters (DNP/INJ)
- 2015** LB Connor Barwin, LS Jon Dorenbos, C Jason Kelce, WR Jeremy Maclin (DNP), G Evan Mathis, RB LeSean McCoy (DNP), K Cody Parkey, T Jason Peters (DNP), RS Darren Sproles
- 2016** DE Fletcher Cox, S Malcolm Jenkins, T Jason Peters (DNP), RS Darren Sproles
- 2017** DE Fletcher Cox, C Jason Kelce, T Jason Peters (DNP), RB Darren Sproles

# PRO BOWL SELECTIONS



## MOST PRO BOWL SELECTIONS

Name	Pos	Pro Bowls	Seasons
1. Chuck Bednarik	LB	8	1951-55, 57-58, 61
2. Reggie White	DE	7	1987-93
Brian Dawkins	FS	7	2000, 02-03, 05-07, 09
<b>Jason Peters</b>	<b>T</b>	<b>7</b>	<b>2010-12, 2014-17</b>
5. Donovan McNabb	QB	6	2001-05, 2010
Pete Pihos	WR	6	1951-56
7. David Akers	K	5	2002-03, 05, 2010-11
Troy Vincent	CB	5	2000-04
Eric Allen	CB	5	1990, 92-95
Mike Quick	WR	5	1984-88
Pete Retzlaff	WR	5	1959, 61, 64-66
Maxie Baughan	LB	5	1961-62, 64-66
Tommy McDonald	WR	5	1959-63
14. Jeremiah Trotter	LB	4	2001-02, 05-06
Harold Carmichael	WR	4	1974, 79-81
Bill Bergey	LB	4	1975, 77-79

## MOST CONSECUTIVE PRO BOWL SELECTIONS

Player	No.	Years
Reggie White	7	1987-93
Pete Pihos	6	1951-56
Chuck Bednarik	5	1951-55
Donovan McNabb	5	2001-05
Tommy McDonald	5	1959-63
Mike Quick	5	1984-88
Troy Vincent	5	2000-04
Eric Allen	4	1992-95
Jason Peters	4	2014-17

## MOST PRO BOWLS SELECTIONS BY POSITION

Position	Player	Pro Bowls	Years
<b>Quarterbacks</b>	Donovan McNabb	6	2001-05, 2010
	Randall Cunningham	3	1989-91
	Norm Van Brocklin	3	1959-61
	Bobby Thomason	3	1954, 56-57
<b>Running Backs</b>	Tim Brown	3	1963-64, 66
	Bill Barnes	3	1958-60
	LeSean McCoy	3	2012, 2014-15
	Brian Westbrook	2	2005, 08
	Ricky Watters	2	1996-97
	Wilbert Montgomery	2	1979-80
<b>Fullbacks</b>	Bill Barnes	3	1958-60
	Leonard Weaver	1	2010
<b>Wide Receivers</b>	Pete Pihos	6	1951-56
	Mike Quick	5	1984-88
	Pete Retzlaff	5	1959, 61, 64-66
	Tommy McDonald	5	1959-63
	Harold Carmichael	4	1974, 79-81
<b>Tight Ends</b>	Chad Lewis	3	2001-03
	Keith Jackson	3	1989-91
	Charle Young	3	1974-76
<b>Offensive Tackles</b>	<b>Jason Peters</b>	<b>7</b>	<b>2010-12, 2014-17</b>
	Tra Thomas	3	2002-03, 05
	Bob Brown	3	1966-67, 69
	Frank Kilroy	3	1953-55

Position	Player	Pro Bowls	Years
<b>Centers</b>	Jim Ringo	3	1965-66, 68
	<b>Guards</b>	<b>Pro Bowls</b>	<b>Years</b>
	Evan Mathis	2	2014-15
	Shawn Andrews	2	2007-08
<b>Defensive Ends</b>	<b>Pro Bowls</b>	<b>Years</b>	
	Reggie White	7	1987-93
	Hugh Douglas	3	2001-03
	William Fuller	3	1995-97
	Trent Cole	2	2008, 2010
	Clyde Simmons	2	1992-93
	Tom Scott	2	1958-59
<b>Defensive Tackles</b>	<b>Pro Bowls</b>	<b>Years</b>	
	Norman Willey	2	1955-56
<b>Fletcher Cox</b>	<b>Pro Bowls</b>	<b>Years</b>	
	Charlie Johnson	3	1980-82
	Floyd Peters	3	1965, 67-68
<b>Linebackers</b>	Jerome Brown	2	1991-92
	<b>Pro Bowls</b>	<b>Years</b>	
Chuck Bednarik	8	1951-55, 57-58, 61	
Maxie Baughan	5	1961-62, 64-66	
Jeremiah Trotter	4	2001-02, 05-06	
Bill Bergey	4	1975, 77-79	
William Thomas	2	1996-97	
Seth Joyner	2	1992, 94	
Wayne Robinson	2	1955-56	
<b>Safeties</b>	<b>Pro Bowls</b>	<b>Years</b>	
	Brian Dawkins	7	2000, 02-03, 05-07, 09
<b>Cornerbacks</b>	Bill Bradley	3	1972-74
	<b>Pro Bowls</b>	<b>Years</b>	
Troy Vincent	5	2000-04	
Eric Allen	5	1990, 92-95	
Asante Samuel	3	2009-2011	
Lito Sheppard	2	2005, 07	
Irv Cross	2	1965-66	
Tom Brookshier	2	1960-61	
Russ Craft	2	1952-53	
<b>Kickers</b>	<b>Pro Bowls</b>	<b>Years</b>	
	David Akers	5	2002-03, 05, 2010-11
Sam Baker	2	1965, 69	
Bobby Walston	2	1961-62	
<b>Special Teamers</b>	<b>Pro Bowls</b>	<b>Years</b>	
	<b>Jon Dorenbos (Long Snapper)</b>	<b>2</b>	<b>2010, 2015</b>
	<b>Darren Sproles (Returner)</b>	<b>2</b>	<b>2015-16</b>
	DeSean Jackson (Returner)	1	2010
	Mike Bartrum (Long Snapper)	1	2006
Ike Reese (Special Teamer)	1	2005	
Wally Henry (Returner)	1	1980	

## PRO BOWL GAME MVPs

- LB Chuck Bednarik (1954)
- DT Floyd Peters (1967 - linemen of the game)
- DE Reggie White (1987)
- QB Randall Cunningham (1989)
- QB Nick Foles (2014)



# RETIRED NUMBERS



## DONOVAN McNABB

Selected by the Eagles with the second-overall pick of the 1999 NFL Draft, McNabb served as the field general during one of the most successful eras of Eagles football, leading the team to five NFC East division championships, five NFC Championship games and an appearance in Super Bowl XXXIX. The winningest quarterback in team history, McNabb finished his career as the franchise's all-time leader in pass attempts (4,746), completions (2,801), yards (32,873) and touchdowns (216).



## STEVE VAN BUREN

The Eagles first round draft choice (5th overall) out of LSU in 1944, Van Buren signed his first contract (\$4,000) with a team that had never finished above 4th place. Three straight division titles and back-to-back NFL Championships (1948 & 1949) cemented his place as one of the most talented backs ever.



## BRIAN DAWKINS

An eight-time Pro Bowler, Dawkins was the unquestioned leader of the Eagles defense for 13 seasons and finished his Eagles career in 2008 as the franchise's all-time leader in games played (183) and interceptions (34). A second round pick out of Clemson in 1996, Dawkins was recognized as a member of the NFL's All-Decade Team of the 2000s, was voted the starting safety on the Eagles 75th Anniversary Team by the fans and was a five-time All-Pro selection.



## TOM BROOKSHIER

Originally a 10th-round pick from Colorado, Brookshier made an immediate impact with 8 interceptions in his rookie season of 1953. Then, after a two-year stint in the Air Force, the defensive back returned to the Eagles and twice earned all-pro honors - first in 1959, and again in 1960 as a member of the NFL championship team. In all he spent seven seasons with the Eagles and collected 20 interceptions.



## PETE RETZLAFF

Acquired off waivers from Detroit in 1956, Retzlaff converted from fullback to tight end and went on to earn Pro Bowl honors 5 times. He finished his career as the club's all-time leader in receptions (452) and yards (7,412). A 22nd round draft pick of the Lions in 1953, he scored 47 TDs in his career. Instrumental in founding the NFL Player's Association, he served as the Eagles general manager from 1969-72.



## CHUCK BEDNARIK

Bednarik played in 253 games during his illustrious 14-year career and also played in a team record 8 Pro Bowls. Although the Eagles won the NFL championship in 1949, his rookie year, his star shined brightest in 1960 when he played every minute at both center and linebacker during the NFL Championship victory over Green Bay.



## AL WISTERT

During his nine-year career in Philadelphia, Wistert played in 95 games and earned NFL All Pro honors an amazing eight times as a dominant force on the Eagles' offensive line. Wistert was a member of the Eagles back-to-back NFL championship teams in 1948-49 and played in the first-ever Pro Bowl in 1951.



## REGGIE WHITE

White is the club's all-time leader in sacks with 124 in just 121 games, including a team-record 21 in 1987. White earned seven Pro Bowl appearances during his eight-year stint with the Eagles and earned NFL Defensive Player of the Year honors in 1987 and 1991. He was named to the NFL's All-Decade Teams of the 1980 and 1990s, the 75th Anniversary Team, and was voted first-team All-Pro 10 times in his 15-year career.



## JEROME BROWN

A 1st round draft pick out of Miami in 1987, Brown will be remembered as a key figure on the Eagles' legendary 1991 defense. A two-time Pro Bowl selection, Brown's life was cut short at the age of 27 in a tragic auto accident on June 25, 1992, in his hometown of Brooksville, FL.



# EAGLES HALL OF FAME INDUCTEES



## **ERIC ALLEN**

**Cornerback, 1988-94**

**Eagles Hall of Fame Inductee: 2011**

A second-round draft choice of the Eagles in 1988, Allen played seven seasons in Philadelphia, earning five Pro Bowl and three All-Pro selections. He is tied for the Eagles all-time record with 34 interceptions. Allen also holds the team mark with five interception return touchdowns, including an NFL record four in 1993. A native of San Diego, CA (born 11/22/65), Allen played collegiately at Arizona State. He went on to play for the New Orleans and Oakland. He finished his career with 54 interceptions and nine total touchdowns.



## **MAXIE BAUGHAN**

**Linebacker, 1960-65**

**Eagles Hall of Fame Inductee: 2015**

The 20th overall selection in the 1960 NFL Draft, Baughan spent his first six seasons in Philadelphia, earning five Pro Bowl nods during that span. As a rookie, he played a key role on the 1960 NFL Championship team, starting in every game and achieving All-Pro and Pro Bowl honors. Baughan was a nine-time Pro Bowler and a four-time All-Pro selection, totaling 18 interceptions and 10 fumble recoveries during his 12-year career with the Eagles, Rams and Redskins. He was born on August 3, 1938 in Forkland, AL.



## **CHUCK BEDNARIK**

**Center/Linebacker, 1949-62**

**Pro Football Hall of Fame Inductee: 1967**

**Eagles Hall of Fame Inductee: 1987**

"Concrete Charley" played in 253 games during his illustrious 14-year career. He also played in a team record 8 Pro Bowls. Although the Eagles won the NFL championship in 1949, his rookie year, his star shined brightest in 1960 when he played every minute at both center and linebacker during the NFL Championship victory over Green Bay. Born May 1, 1925, in Bethlehem, PA, he was an All-America selection at Pennsylvania in 1948 before being selected with the first overall draft choice by the Eagles in 1949.



## **BERT BELL**

**Owner, 1933-40**

**Pro Football Hall of Fame Inductee: 1963**

**Eagles Hall of Fame Inductee: 1987**

As the first owner of the Eagles (1933-40), co-owner of the Steelers (1941-46), and NFL commissioner (1946-59), Bell instituted the college draft and implemented TV policies, including the home game blackouts. In 1933, he moved the Frankford Yellowjackets to Philadelphia and renamed them the Eagles. In 1946, he moved the NFL office from Chicago to Bala Cynwyd, PA. Bell played and coached at Pennsylvania and led the Quakers to the Rose Bowl in 1916. A founder of the Maxwell Football Club, Bell was born February 25, 1895, in Philadelphia.




## **BILL BERGEY**

**Middle Linebacker, 1974-80**

**Eagles Hall of Fame Inductee: 1988**

After coming to the Eagles in a 1974 trade with Cincinnati (in exchange for Philadelphia's first round picks in 1977 & '78 as well as a second round pick in '78), Bergey recorded nearly 1,200 tackles in seven seasons as an Eagle. He was a key factor in the Eagles rise to the 1980 NFC Championship and a berth in Super Bowl XV. His play also earned him Eagles MVP status 3 times and trips to the Pro Bowl on 4 occasions. He was born February 9, 1945 in South Dayton, NY.



## **BILL BRADLEY**

**Free Safety, 1969-76**

**Eagles Hall of Fame Inductee: 1993**

Bradley played 8 years (1969-76) with the Eagles as a defensive back, punter, and returner. A three-time Pro Bowler, he is tied for the team's all-time lead in interceptions (34) and became the first player in NFL history to lead the league in that category in consecutive seasons (1971 & 1972). A 3rd round draft choice from Texas in 1969, he also handled the punting duties for six of his eight years with the Eagles. He was born January 24, 1947 in Palestine, TX.




## **TOM BROOKSHIER**

**Defensive Back, 1953, 1956-61**

**Eagles Hall of Fame Inductee: 1989**

Originally a 10th-round pick from Colorado, Brookshier made an immediate impact with 8 interceptions in his rookie season of 1953. Then, after a two-year stint in the Air Force, the defensive back returned to the Eagles and twice earned all-pro honors - first in 1959, and again in 1960 as a member of the NFL championship team. In all he spent seven seasons with the Eagles and collected 20 interceptions. Upon retiring as a player, he entered the broadcast booth on CBS's telecasts of NFL games.



## **BOB BROWN**

**Tackle, 1964-68**

**Pro Football Hall of Fame Inductee: 2004**

**Eagles Hall of Fame Inductee: 2004**

A first round draft pick out of Nebraska in 1964 (2nd overall), Brown went on to earn an impressive five All-Pro selections and three Pro Bowl berths during his five-year tenure in Philadelphia. During his 10-year NFL career with the Eagles, Rams and Raiders, Brown earned All-NFL honors seven times, NFL/NFC offensive lineman of the year three times, and six Pro Bowl selections - three with Eagles, two with Rams, and one with Raiders. Brown was named to the NFL's All-Decade team of the 1960's. He was born December 8, 1941, in Cleveland, OH.




## **JEROME BROWN**

**Defensive Tackle, 1987-91**

**Eagles Hall of Fame Inductee: 1996**

A two-time Pro Bowl selection, Brown's life was cut short at the age of 27 in a tragic auto accident on June 25, 1992, in his hometown of Brooksville, FL. A 1st round draft pick out of Miami in 1987, Brown will be remembered as a key figure on the Eagles legendary 1991 defense - a unit that led the NFL in terms of fewest yards allowed overall, against the run, and vs. the pass. He capped that season by joining linemates Reggie White and Clyde Simmons as starters in the Pro Bowl. Brown was born February 4, 1965.



**Bednarik**



**B. Brown**

# EAGLES HALL OF FAME INDUCTEES



## TIMMY BROWN

Running Back, 1960-67

Eagles Hall of Fame Inductee: 1990

Brown holds the club record for longest kickoff return with a 105 yarder in 1961. He also shares the NFL record for kickoff returns for TDs in a game with two vs. Dallas in 1966. A 27th round draft pick of Green Bay in 1959, Brown was signed by the Eagles as a free agent in 1960 and finished his Eagles career in 1967 as the 3rd leading rusher in club history in yards (3,703) and touchdowns (29). Brown was born May 24, 1937 in Knightstown, IN.



## LEO CARLIN

Executive, 1960-2015

Eagles Hall of Fame Inductee: 2012

A pioneer in the sports ticketing industry and nominated for the Pro Football Hall of Fame in 2007, Carlin served as a member of the club for more than five decades. He originally joined the Eagles as a part-time ticket office employee in the 1960 NFL Championship season before joining the front office full-time in 1964. Carlin helped oversee the Eagles' moves from Franklin Field to Veterans Stadium to Lincoln Financial Field, and also helped the Eagles become the first NFL team to merge ticketing with computer data processing. A graduate of St Joseph's Prep and St. Joseph's University, he is a veteran of the United States Marine Corps. Born in Atlantic City, NJ, on September 16, 1937, Carlin and his wife, Kay, have seven children.



## HAROLD CARMICHAEL

Wide Receiver, 1971-83

Eagles Hall of Fame Inductee: 1987

A four-time Pro Bowler, the 6-8 Carmichael was not only one of the tallest receivers ever to play the game, he was one of the best. A 7th round pick out of Southern in 1971, he played 13 seasons with the Eagles before finishing his career with Dallas in 1984. He finished his career ranked sixth on the NFL's all-time reception list with 590 and remains the Eagles career leader in terms of receptions (589), yards (8,978) and touchdowns (79). He was born on Sept. 22, 1949 in Jacksonville, FL, where he attended Raines HS.



## RANDALL CUNNINGHAM

Quarterback, 1985-95

Eagles Hall of Fame Inductee: 2009

Dubbed the "Ultimate Weapon" by Sports Illustrated, Cunningham was one of the most electrifying players in NFL history. He made numerous highlight-film plays with both his arm and his feet during his 11-year career in Philadelphia. A 2nd round draft pick from UNLV in 1995, he earned two NFL All Pro honors as well as three Pro Bowl selections during his tenure in Philadelphia. Cunningham threw for 22,877 yards and 150 touchdowns while rushing for 4,482 yards and 22 scores in 122 games as an Eagle. He is still the NFL's all-time rushing leader as a quarterback with 4,928 yards. Cunningham finished his career with stints in Minnesota, Dallas and Baltimore. He was born on March 27, 1963 in Santa Barbara, CA.




Dawkins

## OTHO DAVIS

Head Trainer, 1973-95

Eagles Hall of Fame Inductee: 1999

The Eagles head athletic trainer for 23 years, Davis was a five-time recipient of the National Athletic Trainers Association's "Professional Trainer of the Year" award. He also was a member of the Athletic Trainers Hall of Fame. From 1971-89, he was the executive director of the NATA, an organization whose national headquarters office building in Dallas is named in his honor. A native of Elgin, TX, Davis graduated from Lamar and earned his master's degree from Kent State. He died May, 2, 2000.



## BRIAN DAWKINS

Safety, 1996-2008

Eagles Hall of Fame Inductee: 2012

Nicknamed "Weapon X" for his ferocious and energetic style of play, Dawkins was the unquestioned leader of the Eagles defense for 13 seasons. An eight-time Pro Bowler, Dawkins finished his Eagles career in 2008 as the franchise's all-time leader in games played (183) and interceptions (34). A second round pick out of Clemson in 1996, Dawkins was recognized as a member of the NFL's All-Decade Team of the 2000s, was voted the starting safety on the Eagles 75th Anniversary Team by the fans and was a five-time All-Pro selection. A self-proclaimed "free-lance safety", he helped redefine the safety position, notching 26 sacks and 37 forced fumbles in his career, becoming one of five players in NFL history to record at least 30 interceptions and 20 sacks in a career. He was born on October 3, 1973 in Jacksonville, FL.




## JIM GALLAGHER


Executive, 1949-95

Eagles Hall of Fame Inductee: 1995

An Eagles executive from 1949-95, Gallagher worked with 17 head coaches and for 12 owners, GMs, and team presidents. During that time, he saw the Eagles capture two NFL titles and one NFC crown. A graduate of Northeast Catholic HS and an Army veteran of the Korean War, he joined the Eagles in 1949 and was named personnel director in 1957. He went on to serve stints as director of public relations and director of sales and marketing before being named the club's director of alumni relations and traveling secretary in 1990. It was in that capacity that he served until retiring on August 1, 1995.




Carlin



Gallagher




Davis



T. Brown

# EAGLES HALL OF FAME INDUCTEES



McDonald

## BILL HEWITT

End, 1936-39, 1943

Pro Football Hall of Fame Inductee: 1971

Eagles Hall of Fame Inductee: 1987

Hewitt was the first player to be named All-NFL with two different teams - the Bears (1933, '34, '36) and Eagles (1937). Nicknamed "Stinky," Hewitt is known for pitching a lateral to Bill Karr for the touchdown that won the 1933 NFL Championship game for the Bears. He also was credited with inventing many trick plays. Hewitt, who played without a helmet until a rule change forced him to wear headgear, was born October 8, 1909, in Bay City, MI. He died in an automobile accident on January 14, 1947, at the age of 37.



## RON JAWORSKI

Quarterback, 1977-86

Eagles Hall of Fame Inductee: 1992

After coming to the Eagles in a 1977 trade with the LA Rams, Jaworski enjoyed a stellar 10-year career in Philadelphia. He set seven passing records, including career marks for completions (2,088), TDs (175), and yards (26,963). After leading the Eagles to the NFC title in 1980 and a berth in Super Bowl XV vs. the Raiders, the Youngstown State product earned a Pro Bowl selection and was named the NFL Player of the Year by UPI and the Maxwell Football Club. The durable Jaworski started 116 consecutive regular season games. Jaworski was born March 23, 1951 in Lackawanna, NY.



## JIM JOHNSON

Defensive Coordinator, 1999-2008

Eagles Hall of Fame Inductee: 2011

One of the most innovative and successful defensive masterminds in NFL history, Johnson served as the team's defensive coordinator from 1999 until his passing in 2009. His aggressive style kept Philadelphia at or near the top of the NFL in nearly every major defensive category during his tenure. During his 10-year stay in Philadelphia, the Eagles earned seven playoff berths, five trips to the NFC Championship game and one Super Bowl appearance (following the 2004 season). A native of Maywood, Illinois, Johnson (born 5/26/41) played quarterback at Missouri, and tight end for the Bills. He went on to coach at the collegiate and professional level for 42 years.




## SONNY JURGENSEN

Quarterback, 1957-63

Pro Football Hall of Fame Inductee: 1983

Eagles Hall of Fame Inductee: 1987

Despite spending the last 10 years of his career with the Redskins, Jurgensen is remembered as one of the best quarterbacks ever to wear an Eagles uniform. A 4th round draft pick of the Eagles in 1957, Jurgensen was a backup to another Hall of Fame quarterback, Norm Van Brocklin, on the 1960 NFL Championship team. The following year the rifle-armed redhead took over as the Eagles starting signal caller and threw a club record 32 TD passes.




## OLLIE MATSON

Halfback, 1964-66

Pro Football Hall of Fame Inductee: 1972

Eagles Hall of Fame Inductee: 1987

In his career with Chicago, Los Angeles, Detroit, and Philadelphia, Matson compiled some very impressive numbers - 12,844 combined net yards and 5,173 yards rushing. He was selected to participate in five Pro Bowls and, in fact, earned MVP honors for his effort in the 1956 Pro Bowl. Matson was traded to the Rams by the Chicago Cardinals for nine players in 1959. The speedy halfback was also a medal winner in track at the 1952 Olympics.




## TOMMY McDONALD

Wide Receiver, 1957-63

Pro Football Hall of Fame Inductee: 1998

Eagles Hall of Fame Inductee: 1988

"If I had 11 Tommy McDonald's on my team, I'd win a championship every year," Vince Lombardi once said. The 5-9, 176 pounder dazzled fans with acrobatic receptions for 12 seasons and finished his career ranked 6th all-time in receptions (495), 4th in yards (8410), and 2nd in TDs (84). In 1960, he registered 13 TDs for the NFL Champion Eagles. Born July 26, 1934, in Roy, NM, he starred at Oklahoma. As a senior, he won the Maxwell Award as the nation's top collegian.



## DONOVAN McNABB

Quarterback, 1999-2009


Eagles Hall of Fame Inductee: 2013

Selected by the Eagles with the second-overall pick of the 1999 NFL Draft, McNabb served as the field general during one of the most successful eras of Eagles football, leading the team to five NFC East division championships, five NFC Championship games and an appearance in Super Bowl XXXIX. The winningest quarterback in team history, McNabb finished his career as the franchise's all-time leader in pass attempts (4,746), completions (2,801), yards (32,873) and touchdowns (216). He also became one of just four players in NFL history to amass 30,000 passing yards, 200 TD passes, 3,000 rushing yards and 20 rushing touchdowns in his career. A six-time Pro Bowler, McNabb was selected as the starting quarterback on the Eagles 75th anniversary team in a vote by the fans. Born on November 25, 1976 in Chicago, Ill., McNabb and his wife Raquel have four children.



McNabb

# EAGLES HALL OF FAME INDUCTEES




Montgomery

## WILBERT MONTGOMERY

**Running Back, 1977-84**

**Eagles Hall of Fame Inductee: 1987**

A 6th round pick out of Abilene Christian in 1977, Montgomery finished his Eagles career as the club's all-time rushing leader in terms of yards (6,538) and attempts (1,465). His 194-yard effort in the 1980 NFC Championship Game victory over Dallas, including a 42-yd. TD on the Eagles first offensive play from scrimmage, will never be forgotten. In all, Montgomery scored 58 career TDs as an Eagle. Montgomery played in the Pro Bowl following the 1978 and 1979 seasons. He was born September 16, 1954 in Greenville, MS.



Quick


## EARL "GREASY" NEALE

**Head Coach, 1941-50**

**Pro Football Hall of Fame Inductee: 1969**

**Eagles Hall of Fame Inductee: 1987**

After coaching extensively on the collegiate level at Marietta, Washington and Jefferson (1922 Rose Bowl team), Virginia, and West Virginia, Neale broke into the NFL in 1941 and quickly turned the Eagles into contenders. He captured 3 straight Eastern Division crowns and back-to-back NFL championships in 1948 and 1949. He was recognized as a master of the T formation. From 1918-22, he was an outfielder with the Cincinnati Reds and the Philadelphia Phillies. Neale was born in Parkersburg, WV, on November 2, 1891.



## PETE PIHOS

**End, 1947-55**

**Pro Football Hall of Fame Inductee: 1970**

**Eagles Hall of Fame Inductee: 1987**

A member of the Eagles 1948 and 1949 championship teams, Pihos enjoyed a career that included six trips to the Pro Bowl and three straight seasons leading the NFL in receptions. He may best be remembered for his game-winning catch in the 1949 NFL Championship game vs. the Rams. A 3rd round draft choice by the Eagles out of Indiana in 1945, he caught 373 passes and 61 TDs during his career in Philadelphia. He was born on October 22, 1923 in Orlando, FL.




## MIKE QUICK

**Wide Receiver, 1982-90**

**Eagles Hall of Fame Inductee: 1995**

One of the most graceful receivers ever to play the game, Quick became a fixture in the Pro Bowl, earning five consecutive trips to Hawaii from 1983-87. A former first round draft choice of the Eagles from North Carolina State in 1982, he etched his name into the team's record books, ranking among the club's all-time career and single-season receiving leaders in terms of catches (363), yards (6464), and TDs (61). He was born on May 14, 1959 in Hamlet, NC.



## MERRILL REESE

**Radio Play-By-Play Announcer, 1977-Present**

**Eagles Hall of Fame Inductee: 2016**

Considered one of the most recognizable and influential figures in all of sports broadcasting, Merrill Reese has been the "Voice of the Eagles" since 1977.

As the longest-tenured NFL play-by-play announcer at the time of his induction – which coincided with his 40th season in the radio booth – Reese has called many of the franchise's most unforgettable moments and games alongside his colleague and fellow Eagles Hall of Fame inductee, Mike Quick. Reese has been honored as a two-time Pennsylvania Sportscaster of the Year by the National Association of Sportscasters and Sportswriters, Broadcaster of the Year by the Pennsylvania Association of Broadcasters and was inducted into the Pennsylvania Sports Hall of Fame. A graduate of Overbrook High School and Temple University, Reese began his career as a public affairs officer in the U.S. Navy.



Pihos



Retzlaff



Sisemore

## PETE RETZLAFF

**End, 1956-66**

**Eagles Hall of Fame Inductee: 1989**

Acquired off waivers from Detroit in 1956, Retzlaff converted from fullback to tight end and went on to earn Pro Bowl honors 5 times. He finished his career as the club's all-time leader in receptions (452) and yards (7,412). A 22nd round draft pick of the Lions in 1953, he scored 47 TDs in his career. In 1965, he earned the Washington Touchdown Club's Pro Football Player of the Year Award and the Maxwell Club's Bert Bell Award. Instrumental in founding the NFL Player's Association, he served as the Eagles general manager from 1969-72. Retzlaff was born August 21, 1931 in Ellendale, ND.




## JIM RINGO

**Center, 1964-67**

**Pro Football Hall of Fame Inductee: 1981**

**Eagles Hall of Fame Inductee: 1987**

After beginning his career as the Packers 7th round draft choice out of Syracuse in 1953, Ringo capped his career with 10 Pro Bowl selections to go along with two NFL Championships. Ringo, who started in a then NFL-record 182 straight games from 1954-67, played on Green Bay's 1961 and 1962 NFL Championship teams. After an 11-year stint with the Packers, he spent his final four seasons in Philadelphia. Ringo was born November 21, 1931 in Orange, NJ.




## JERRY SISEMORE

**Tackle, 1973-84**

**Eagles Hall of Fame Inductee: 1991**

A first round draft pick of the Eagles out of Texas in 1973 (3rd selection overall), Sisemore became a cornerstone of an offensive line that helped lead the Eagles to the playoffs five straight times, including the 1980 NFC Championship and a berth in Super Bowl XV. He ranks 5th on the team's all-time list in number of seasons (12) and games played (156). He started 127 consecutive games and was selected to the Pro Bowl following the 1979 and 1981 seasons. He was born on July 16, 1951 in Olton, TX.



# EAGLES HALL OF FAME INDUCTEES



## JEREMIAH TROTTER

Linebacker, 1998-2001, 2004-06, 2009

Eagles Hall of Fame Inductee: 2016

Nicknamed the "Axe Man," Jeremiah Trotter stood as a daunting presence in the middle of an Eagles defense that ranked among the NFL's top-five defenses in fewest points allowed for three seasons (2000-01, 2004). Selected in the third round of the 1998 NFL Draft out of Stephen F. Austin, Trotter spent eight of his 11 seasons in Philadelphia where he totaled 1,065 tackles, 35 passes defensed, 12.5 sacks, eight interceptions, eight forced fumbles and three fumble recoveries in 127 career regular-season and postseason games (106 starts). At the time of his retirement in 2009, the two-time All-Pro became one of only four Eagles linebackers in franchise history to have garnered four Pro Bowl berths. During his three separate stints in midnight green, the Eagles earned five playoff appearances, three NFC East crowns, an NFC Championship and a trip to Super Bowl XXXIX. The Texarkana, TX, native was a consensus All-American at Stephen F. Austin.



Trotter

## NORM VAN BROCKLIN

Quarterback, 1958-60

Pro Football Hall of Fame Inductee: 1971

Eagles Hall of Fame Inductee: 1987

Acquired in a 1958 trade with the LA Rams, Van Brocklin went on to quarterback the Eagles for three years. The fiery signal caller helped turn a last place Eagles into a NFL championship squad in 1960. This storybook ending would garner him the league's MVP award and provide a fitting end to his playing career as he retired at the end of that season. An All-American selection at Oregon, he went on to participate in 10 Pro Bowls and throw for 23,611 yards and 173 TDs in 12 seasons. He was born March 15, 1926 in Eagle Butte, SD.



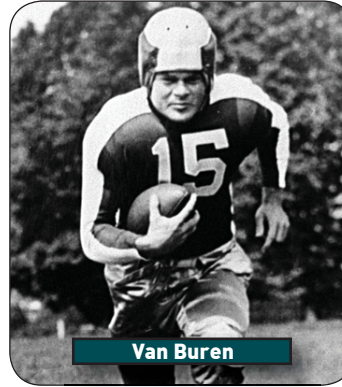

## STEVE VAN BUREN

Halfback, 1944-51

Pro Football Hall of Fame Inductee: 1965

Eagles Hall of Fame Inductee: 1987

The Eagles first round draft choice (5th overall) out of LSU in 1944, Van Buren signed his first contract (\$4,000) with a team that had never finished above 4th place. Three straight division titles and back-to-back NFL Championships (1948 & 1949), he cemented his place as one of the most talented backs ever. Nicknamed "Wham-Bam" for his quick and punishing running style, he captured the NFL rushing title four times. In the 1948 title game vs. the Cardinals, he scored the game's only TD in a blinding snowstorm. A year later, he waded through mud and torrential rains in the Los Angeles Coliseum to rush for 196 yards vs. the Rams in the title game. His 205 yards rushing vs. Pittsburgh in 1949 is a club record. He finished his career with 5,860 rushing yards and 77 TDs. A 5-time all-pro, he was selected to the NFL's 75th Anniversary Team in 1994. Born December 28, 1920, in La-Ceiba, Honduras.



Van Buren



Vermeil

## DICK VERMEIL

Head Coach, 1976-82

Eagles Hall of Fame Inductee: 1994

The Eagles head coach from 1976-82, Vermeil will long be remembered as a workaholic, a perfectionist, and as a winner. A success at every level of coaching, from his first high school head coaching job in 1960, to a stint at UCLA in 1974-75 and with the Eagles, Vermeil attacked his profession with a degree of passion rarely seen. A native of Calistoga, CA, Vermeil coached the Eagles into the playoffs four consecutive times from 1978-81, including a trip to Super Bowl XV as NFC Champions in January of 1981.



## TROY VINCENT


Cornerback, 1996-03

Eagles Hall of Fame Inductee: 2012

A five-time Pro Bowler and two-time All-Pro selection as an Eagle, Vincent spent eight seasons in Philadelphia, recording 28 interceptions, 10 forced fumbles, six fumble recoveries and one interception returned for a touchdown in 118 starts. In 2002, Vincent was a first team All-Pro Selection and also garnered the prestigious Walter Payton Man of the Year award for his work with the Troy Vincent Foundation, which provides educational and counseling services to troubled youth, among other organizations. His five Pro Bowl selections are tied for the most in team history as a cornerback and his 28 interceptions rank seventh all-time in team annals. Vincent was born on June 8, 1971, in Trenton, NJ.



Vincent



Walters

## STAN WALTERS

Tackle, 1975-83

Eagles Hall of Fame Inductee: 1991

A 9th round draft pick of the Bengals out of Syracuse in 1972, Walters joined the Eagles via trade in 1975. He went on to play in 122 consecutive regular and post-season games for Philadelphia at left tackle and anchored the team's offensive line during the late 1970s and early 1980s. A key member of the 1980 NFC championship squad that participated in Super Bowl XV, he was honored by his peers following the 1978 and '79 seasons when he was selected to the Pro Bowl. He was born May 27, 1948 in Rutherford, NJ.



# EAGLES HALL OF FAME INDUCTEES



Westbrook

## BRIAN WESTBROOK

Running Back, 2002-09

Eagles Hall of Fame Inductee: 2015

A multi-threat back armed with exceptional playmaking abilities, Westbrook finished his Eagles career as the franchise's all-time leader in total yards from scrimmage (9,785). During his time in Philadelphia, the two-time Pro Bowler and first-team AP All-Pro selection helped guide the club to four NFC East crowns, four NFC Championship appearances and a berth in Super Bowl XXXIX. Westbrook is widely remembered for his iconic, game-winning 84-yard punt return touchdown at Giants Stadium in October 2003, best known as the "Miracle at the Meadowlands II." Upon his retirement, he became one of only six players in NFL history with 30+ rushing touchdowns (41) and 30+ receiving touchdowns (30) in his career. Born on September 2, 1979, Westbrook was a consensus All-American and a two-time A-10 Offensive Player of the Year at Villanova University.



White

## REGGIE WHITE

Defensive End, 1985-92

Pro Football Hall of Fame Inductee: 2006

Eagles Hall of Fame Inductee: 2005

Nicknamed the "Minister of Defense," White is the club's all-time leader in sacks with 124 in just 121 games, including a team-record 21 in 1987. White earned seven Pro Bowl appearances during his eight-year stint with the Eagles, who signed him after a two-year stint with Memphis of the USFL. White earned NFL Defensive Player of the Year honors in 1987 and 1991. He was named to the NFL's All-Decade Teams of the 1980 and 1990s, the 75th Anniversary Team, and was voted first-team All-Pro 10 times in his 15-year career with the Eagles, Packers and Panthers. He was born on Dec. 19, 1961 in Chattanooga, TN. He died December 26, 2004 at the age of 43.




## AL WISTERT

Tackle, 1943-51

Eagles Hall of Fame Inductee: 2009

During his nine-year career in Philadelphia, Wistert earned NFL All Pro honors an amazing eight times as a dominant force on the Eagles offensive line.

Wistert was a member of the Eagles back-to-back NFL championship teams in 1948-49 and played in the first-ever Pro Bowl in 1951. He played in 95 games with the Eagles as a two-way player. His jersey # 70 was retired by the team in 1952. Wistert was a 5th round draft pick from Michigan in 1943. He was born December 28, 1920 in Chicago, IL.




## ALEX WOJCIECHOWICZ

Center, 1946-50

Pro Football Hall of Fame Inductee: 1968

Eagles Hall of Fame Inductee: 1987

A two-time All-America selection at Fordham where he was the center on the famed "Seven Blocks of Granite" line, Wojciechowicz was the Lions top draft pick in 1938. One of football's original "iron men," he joined the Eagles in 1946 as a linebacker and helped the Eagles capture back-to-back NFL championships in 1948 and '49. Born August 12, 1915, in South River, NJ, he organized the NFL Alumni Association.



Wistert



Wojciechowicz

## 1948 and 1949 NFL CHAMPIONSHIP TEAMS

Eagles Hall of Fame Inductee: 1999

No NFL team before or since ever posted consecutive shutouts in championship play. No NFL team can claim to be more dominant over a two-year period. The Eagles won back-to-back NFL Championships in 1948 and 1949, first shutting out the Chicago Cardinals, 7-0, and then blanking the Los Angeles Rams, 14-0. Under legendary head coach Greasy Neale, Philadelphia finished the 1948 regular season with a 9-2-1 record and took on the Cardinals in the championship game with a foot of snow covering Shibe Park. RB Steve Van Buren scored the game's only touchdown on a 5-yard TD run, while the defense limited the Cards to just 6 total first downs. The Eagles continued their dominance in 1949 with an 11-1 record in the regular season and a victory over the Rams in the championship game on a rain-soaked Los Angeles Coliseum field. Van Buren again led the Eagles as he rumbled for 196 yards on 31 carries. In those two seasons, the Eagles outscored their opposition 761-290. They were lovingly called "the duffel-bag dynasty." Many players were young men who had served their country in World War II and returned home trying again to settle into a regular life.

Players are given consideration for entry into the Philadelphia Eagles Hall of Fame no sooner than three years after their retirement from the NFL. An internal committee within the Philadelphia Eagles organization submits candidates for consideration upon which time a decision is made within the Eagles organization. In special circumstances, exceptions are considered.

# YEAR-BY-YEAR HISTORY



**1933** — Frankford Yellowjackets' franchise in the NFL awarded to syndicate headed by Bert Bell and Lud Wray for \$2500. Club christened "Eagles" in honor of the symbol of the New Deal's National Recovery Act. Eagles and Chicago Bears play in Philadelphia's first Sunday game (Nov. 12) at Baker Bowl. Game ends in a 3-3 tie.

**1935** — General manager Bert Bell proposes an annual college draft to equalize talent in the league. Proposal is adopted on May 19 for the 1936 season.

**1936** — Eagles have first choice in the inaugural college draft and select University of Chicago back Jay Berwanger but fail to sign him. Bell becomes sole owner of the team with \$4,000 bid. Playing site for home games moves from Baker Bowl to Municipal Stadium.

**1939** — Davey O'Brien, Texas Christian's All-America quarterback, signs with the Eagles for a reported \$12,000 per year salary and percentage of the gate. O'Brien plays in every game and sets NFL passing yardage record with 1,324 yards. On October 22, the Eagles play in the first televised pro football game and fell to the host Brooklyn Dodgers, 23-14, at Brooklyn Ebbets Field. Allan "Skip" Walz broadcasts the game for NBC from Ebbett's field to the approximate 1,000 TV sets then in Brooklyn.

**1940** — Home playing site switches from Municipal Stadium to Shibe Park (later known as Connie Mack Stadium). Pittsburgh owner Art Rooney buys half interest in the Eagles after selling the Steelers franchise to Alexis Thompson of New York, a 30-year old heir to a six million fortune in steel stocks.

**1941** — Bell and Rooney swap franchises with Thompson, Rooney returning to Pittsburgh and Thompson taking over the Eagles. Bert Bell joins Rooney as a full-time partner in Pittsburgh. Thompson hires Earl (Greasy) Neale as head coach of the Eagles.

**1943** — Eagles merge with Pittsburgh Steelers to form the "Steagles" due to manpower shortage during World War II. Merger dissolved at end of season.

**1944** — First draft choice Steve Van Buren debuts as Eagles' halfback. Team finishes in second place with 7-1-2 record.

**1945** — Team again finishes in second place with 7-3 record and leads league in scoring with 272 points. Van Buren leads NFL with 838 rushing yards and 110 points.

**1946** — Team finishes second for third straight year with 6-5 record.

**1947** — Rookie end Pete Pihos, Van Buren, and Bosh Pritchard combine with an overpowering defense to lead Philadelphia into the NFL championship game for the first time but the Chicago Cardinals earn the NFL title with a 28-21 victory at icy Comiskey Park.

**1948** — Eagles win their first NFL championship, defeating the Chicago Cardinals, 7-0, in a blinding snowstorm at Shibe Park.

**1949** — Thompson sells the team to 100 buyers, each of whom paid \$3,000 for one of the 100 shares. They were called the "Happy Hundred" or the "100 Brothers." Their leader was James P. Clark, a Philadelphia sportsman and business executive, and the 100 investors included some of the leading names in Philadelphia business, gov-



1934 Eagles



1940 Eagles



1949 Champions

ernment and politics, including Leonard Tose. Vince McNally is named general manager. University of Pennsylvania All-America C/LB Chuck Bednarik is a 1st round draft choice. The Eagles win their 3rd straight Eastern Division title and defend their NFL championship with a 14-0 win over the Los Angeles Rams.

**1950** — In Greasy Neale's final season as the Eagles' head coach, they finish tied for third in the American Conference with a 6-6 mark.

**1951** — Alvin (Bo) McMillan replaces Greasy Neale as head coach. McMillan becomes ill the night before the season opener and is replaced by Wayne Millner. End-placekicker Bobby Walston is named rookie of the year.

**1952** — Jim Trimble succeeds Wayne Millner as head coach. Team rides strong defense to 7-5 second place finish.

**1953** — Bobby Thomason and Adrian Burk combine to pass for a league-high 3,089 yards. Pete Pihos catches 63 passes for 1,049 yards and 10 touchdowns to lead league. Eagles finish in second place and snap Cleveland's 11-game winning streak with 42-27 win in season finale.

**1954** — Bobby Walston leads league in scoring with 114 points. Eagles finish second for third consecutive year with second straight 7-4-1 record.

**1955** — Pihos again leads all NFL pass receivers with 62 catches for 864 yards. Joseph A. Donoghue, Eagles' vice president/secretary, is elected assistant treasurer of the NFL.

**1956** — Hugh Devore replaces Jim Trimble as head coach.

**1957** — Rookie QB Sonny Jurgensen highlights a 4-8 season by passing Eagles to a 17-7 upset of the NFL Eastern Division Champion Cleveland Browns.

**1958** — Buck Shaw signs as head coach replacing Hugh Devore. Eagles acquire quarterback Norm Van Brocklin in trade with Los Angeles. Team moves home games from Connie Mack Stadium to University of Pennsylvania's Franklin Field and attendance almost doubles.


**1959** — With Pete Retzlaff and Tommy McDonald his chief targets, Norm Van Brocklin passes Eagles to 7-5 record and second place tie with Cleveland.

**1960** — QB Norm Van Brocklin and Chuck Bednarik, who plays 60 minutes at center and linebacker, pace the Eagles to their first Eastern Division title in 11 years. The Birds then win their third NFL championship with a come-from-behind 17-13 victory over Green Bay at Franklin Field. Van Brocklin, the league's MVP, and head coach Buck Shaw both announce their retirements at the end of the season.

**1961** — Nick Skorich is named head coach and Sonny Jurgensen takes over as the starting quarterback. Despite Jurgensen's record-setting season as a passer and a 10-4 record, the Eagles fail to repeat as division champions.

**1962** — Injuries in unprecedented numbers hit Eagles as the team wins only three games and falls to last place.

**1963** — RB Timmy Brown sets a then NFL record for total offense (2,436 yards; 841 rushing, 487 receiving, 11 passing, 945 kickoff returns, and 152 punt returns) in a season. With the club's 91 outstanding shares now held by 65 stockholders, club president Frank L. McNamee said it would be put up for sale with an asking price of 4,500,000. Jerry Wolman, a 36-year old builder and self-made millionaire from Washington outbid Philadelphia businessman Jack Wolgin and became the new owner. The sale price was \$5,505,000.



1960 Eagles



# YEAR-BY-YEAR HISTORY



**1964** — Former Chicago Cardinals and Washington Redskins coach Joe Kuharich signs as head coach and begins a series of major trades to rebuild the club.

**1966** — After extensive roster changes, the Eagles finish 9-5 for their first winning season in five years.

**1967** — Quarterback Norm Snead and flanker Ben Hawkins set team passing and receiving records, respectively, but injuries to other key players contribute to a disappointing 6-7-1 record and a second place finish.

**1969** — After Wolman's empire fell into serious financial trouble, a bankruptcy referee in U.S. District Court in Baltimore oversees the team's sale to Leonard Tose, a millionaire trucking executive. The price was a reported \$16.1 million, at the time a record price for a professional sports team. Tose names former Eagles' receiving great Pete Retzlaff as general manager and Jerry Williams as head coach.

**1971** — The Eagles leave Franklin Field for a new home at Veterans Stadium. After three consecutive crushing losses at the beginning of the season, assistant Ed Khayat replaces Jerry Williams (who had led the club to only a 3-10-1 mark in 1970) as head coach.

**1972** — After a stormy 2-11-1 season, Tose accepts general manager Retzlaff's resignation and releases the entire coaching staff. A bright spot, however, is Harold Jackson who leads the NFL in receptions and receiving yards (62-1,048).

**1973** — Under new coach Mike McCormick and new quarterback Roman Gabriel, the Eagles have an exciting offensive season but can muster only a 5-8-1 record. In his first year as a full-time receiver, Harold Carmichael becomes the second consecutive Eagle to lead the NFL in receptions (67).

**1974** — Under newly appointed general manager Jim Murray, the Eagles trade with Cincinnati and acquire LB Bill Bergey. Bergey bolsters the defense and wins Pro Bowl honors along with TE Charle Young, who becomes the 3rd consecutive Eagle to lead the league in receptions (63).

**1976** — After a 4-10 season in 1975, Tose appoints 39-year old Dick Vermeil of UCLA as head coach but the Birds again earn a 4-10 mark.

**1977** — QB Ron Jaworski is obtained from the Los Angeles Rams in exchange for the rights to TE Charle Young. Bill Bergey, keying the newly-installed 3-4 defense of coordinator Marion Campbell, wins all-pro and all-conference honors and is selected to play in his third Pro Bowl.

**1978** — The Eagles post a 9-7 record, their first winning season since 1966, and make the playoffs for the first time since 1960. They lose the NFC Wild Card playoff game in Atlanta, however, 14-13 as the Falcons score two 4th-quarter TDs and Eagles' Mike Michel misses a 34-yard FG try with 1:34 to play. Wilbert Montgomery, in his first starting season, rushes for 1,220 yards to become the first Eagle since Steve Van Buren to surpass 1,000 in a season. CB Herman Edwards provided the "Miracle of the Meadowlands" when he scooped up a fumbled handoff from Joe Pisarcik to Larry Csonka and raced 26 yards for the winning TD with 20 seconds left to play before a stunned Giants Stadium crowd.

**1979** — With an 11-5 regular season record — their best since 1961 — the Eagles tie Dallas for first place in the NFC

East and go to the playoffs as a wild card team. After beating Chicago, 27-17, in the Wild Card Game, the Birds are upset at Tampa Bay, 24-17 in a divisional playoff round.

Wilbert Montgomery sets a club record with 1,512 rushing yards, and Harold Carmichael sets a then NFL record on Nov. 4, catching a pass in his 106th consecutive game. Rookie barefoot kicker Tony Franklin boots the second longest FG in NFL history — 59 yards — in a 31-21 victory at Dallas. Dick Vermeil is voted NFL coach of the year.

**1980** — The Eagles win 11 of their first 12 games and go on to a 12-4 mark and the NFC East championship.

The Birds trounce Minnesota 31-16, in the divisional playoff round and then upend Dallas, 20-7 at Veterans Stadium, to win the NFC title and a berth in Super Bowl XV. The Oakland Raiders prevail in that game, however, 27-10. Ron Jaworski leads the NFC with a 90.9 passing rating while throwing for 3,527 yards and 27 touchdowns. He is named NFL player of the year by the Maxwell Football Club and NFC player of the year by UPI. Harold Carmichael's then-record NFL receiving streak is snapped at 127 games when he fails to catch a pass in the regular season finale at Dallas after sustaining a back injury in the first half.

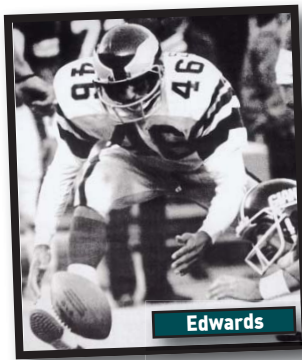
**1981** — After building a 6-0 record early in the season, the Birds struggle in their final eight games, post a 10-6 record and appear in the playoffs for the fourth consecutive year but are upset at home in the NFC Wild Card Game by the NY Giants, 27-21. The Birds' defense ranks first in the NFL in fewest yards allows (4,447) and fewest points allowed (221). Harold Carmichael enjoys the third 1,000-yard receiving year of his career and Wilbert Montgomery rushes for 1,402 yards.

**1982** — An NFL players' strike takes place after two games and stops play for eight weeks. When play resumes on November 21, the long layoff hurts the Eagles. After splitting their first two games of the season, the Birds come back from the strike to lose four in a row and miss the playoffs for the first time since 1977. A 24-20 Eagles' victory at Dallas on December 26 is the last victory in the Philadelphia career of head coach Dick Vermeil, who resigns shortly following the season after compiling a 55-51-0 overall record.

**1983** — Marion Campbell replaces Dick Vermeil as head coach after six seasons as the Eagles' defensive coordinator. Owner and president Leonard Tose announces in January that his daughter, Susan Fletcher, the Eagles' vice president and legal counsel, would eventually succeed him as primary owner of the Eagles. After winning four of their first six games, the Eagles become mired in a seven-game losing streak and finish with a 5-11 record. The Birds' offense is highlighted by first-team all-pro and AFC-NFC Pro Bowl selection Mike Quick, who leads the league and sets club records with 1,409 yards receiving on 69 catches.

**1984** — After a 1-4 start, the Eagles post a 5-5-1 record over their final 11 games. Philadelphia's swarming defense sets a then club record of 60 quarterback sacks. Wilbert Montgomery establishes the Eagles' career rushing record for yards (6,538) and attempts (1,465) surpassing the marks set by Pro Football Hall of Famer Steve Van Buren from 1944-1951. Kicker Paul McFadden establishes an Eagles' season scoring record with 116 points (tops among rookies), surpassing Bobby Walston's 30-year mark of 114, and is named NFC rookie of the year. Ron Jaworski suffers a broken leg at St. Louis in week 13, snapping his streak of 116 consecutive starts (believed to be an all-time record for NFL QBs).

**1985** — On March 12, Leonard Tose, the Eagles' owner since 1969, announces an agreement to sell the team to Norman Braman and




# YEAR-BY-YEAR HISTORY



Ed Leibowitz, highly successful automobile dealers from Florida for a reported \$65 million. After obtaining the approval of the other NFL owners and fulfilling the terms of the transaction, Braman officially becomes the Eagles' new owner on April 29. That same day, Braman elevates Harry Gamble, general manager since February 4, to vice president-general manager overseeing day-to-day operations of the club. All-time Eagles' rushing leader Wilbert Montgomery does not report to training camp and is traded to Detroit for LB Garry Cobb in preseason. The Eagles again overcome a 1-4 start, but fall off the pace and finish 7-9. Head coach Marion Campbell is released on December 16, and Fred Bruney takes over as interim head coach for final game at Minnesota.


**1986** — Buddy Ryan, defensive coordinator of the Chicago Bears' Super Bowl XX Champions, is named the 17th head coach in Eagles' history on January 29. On July 16, Norman Braman becomes the sole owner of the team, purchasing the remaining 35 percent from his brother-in-law Ed Leibowitz. Harry Gamble is promoted to president-chief operating officer. Ryan makes sweeping changes in the Eagles' roster, keeping young players and releasing several veterans. The youthful Birds struggle to a 5-10-1 record against the toughest schedule in the league. The Birds place two players on the AFC-NFC Pro Bowl roster: WR Mike Quick and DE Reggie White. White ties a Pro Bowl record with 4 sacks and is named MVP of the game.



Ryan

**1987** — In March, Ron Jaworski, who set nearly every club passing record from 1977-1986, is put on waivers after the club decides not to guarantee his contract. The Eagles split their first two games of the season before the NFL was beset by a players strike. After all games of Week 3 were cancelled, the NFL resumed play with replacement teams for the next three weeks. The Birds replacement team goes 0-3 and sets the stage for a surge by the regular players when they return to work. Philadelphia's regulars proceed to win three straight after the strike and move into a tie for 2nd place in the NFC East. They go on to finish 7-8 overall (7-5 in non-strike games) and due to a tie-breaking system, rank 4th in the NFC East behind Dallas and St. Louis who also posted 7-8 marks. Offensively, WR Mike Quick earns his fifth consecutive trip to the AFC-NFC Pro Bowl while QB Randall Cunningham (Pro Bowl 1st alternate) emerges as a rising talent. Cunningham threw 23 TD passes and became the first QB to lead his team in rushing (505 yards) since the Bears' Bobby Douglas did so in 1972. The defense was led by DE Reggie White, who was named the NFL's defensive player of the year. White's 21 sacks set an NFC record and fall one shy of the NFL mark.

**1988** — The Eagles post the NFL's best mark (6-1) over the final seven weeks of the regular season en route to a 10-6 record and the NFC Eastern division title. But their playoff fate is not sealed until moments after the conclusion of their 23-7 victory at Dallas in week 16. It is then that NY Jets' QB Ken O'Brien throws a TD pass to Al Toon to defeat the Giants and ensure the division title for the Eagles. Philadelphia then travels to Chicago for an NFC divisional playoff game against the Bears and a place in NFL history. The game, which begins in sunny, 29 degree weather, would later be dubbed "The Fog Bowl," after a thick fog rolls off Lake Michigan late in the 2nd quarter. Due to the fog, visibility on the playing field was extremely difficult and the Bears prevail, 20-12. The shining season



Cunningham

included the selection of QB Randall Cunningham, DE Reggie White and TE Keith Jackson as starters in the Pro Bowl. Cunningham also wins the Maxwell Football Club's Bert Bell Award as the NFL's top player. White leads the NFL in sacks for the second consecutive year and Jackson sets an Eagles' receiving record with 81 catches en route to earning rookie of the year honors from The Sporting News.

**1989** — The Eagles used an aggressive, ball-hungry defense — which led the NFL in takeaways (56) and interceptions (30), and set a team record with 62 QB sacks — to finish 11-5. Philadelphia, however, finished second to the Giants in the NFC East (despite two victories in head-to-head competition) and faced the LA Rams in the Wild Card playoff. Although playing a post-season game at Veterans Stadium for the first time since 1981, the Birds fell 21-7. QB Randall Cunningham posted similar numbers to his superb '88 campaign despite missing receivers Mike Quick and Keith Jackson for most of the season due to injuries. A deeper loss came on Dec. 9, when quarterback coach Doug Scovil passed away. The second alternate to the Pro Bowl, Cunningham started for the NFC squad when injuries kept the other QBs from playing. CB Eric Allen led the NFC in interceptions with 8.

**1990** — In February, Buddy Ryan hired Rich Kotite as offensive coordinator to improve the Eagles' sluggish attack. At season's end, the offense led the NFL in rushing (2,556) and the NFC in scoring (396) and TD passes (34). The defense led the NFL in stopping the run thereby making the Birds the first team to lead the league in both rushing categories since Chicago did so in 1985. A 10-6 record put Philadelphia in the playoffs once again, but the Eagles suffered their third opening round defeat in as many seasons. The 20-6 Wild Card loss to Washington signaled an end to the five-year Ryan era. Randall Cunningham flourished with 30 TD passes and 942 rushing yards, while rookie WRs Calvin Williams and Fred Barnett combined for 17 TDs.

**1991** — On January 8th, team owner Norman Braman opted not to renew the contract of Buddy Ryan, the Eagles' head coach since 1986. On the same day, Braman promoted then-offensive coordinator Rich Kotite, making him the 18th head coach in club history. They opened with a 3-1 mark, their best start since 1981, despite having lost QB Randall Cunningham for the year due to a knee injury suffered at Green Bay on opening day. After coming on to lead the Eagles to their solid start, backup QB Jim McMahon was also injured in game 5. With McMahon sidelined, the Birds suffered through a four-game skid. By mid-season, Philadelphia had used five quarterbacks in eight games and seen its record sink to 3-5. The Eagles regrouped, however, and surged into contention for a playoff spot with a six-game winning streak (the club's longest since the start of '81) that upped their record to 9-5. But a loss at home to Dallas in game 15 ended Philadelphia's playoff hopes. The defense finished the season ranked #1

in the NFL in terms of fewest yards allowed overall, vs. the run, and vs. the pass. As such, the Birds became only the fifth club in NFL history and the first since 1975 to accomplish this rare triple. In addition, the Eagles' defense led the NFL in sacks and fumble recoveries and tied for the league lead in takeaways. Five members of that defensive unit represented the Eagles in the AFC-NFC



Pro Bowl — DEs Reggie White and Clyde Simmons, DT Jerome Brown, and LB Seth Joyner were selected as starters while CB Eric Allen also made the NFC squad. The selection of White, Simmons, and Brown marked only the sixth time in NFL history that three defensive linemen from one team were elected to the Pro Bowl.

**1992** — The Eagles were dealt a huge blow before the season even began as all-pro defensive tackle Jerome Brown was killed in an auto-

# YEAR-BY-YEAR HISTORY



mobile accident on June 25th in his hometown of Brooksville, FL. The tragedy overshadowed the promise of the upcoming season which included the return of QB Randall Cunningham - out almost the entire '91 season with a knee injury - as well as the addition of RB Herschel Walker whom the Eagles acquired as a free agent just three days before Brown's death. They finished second in the NFC East with an 11-5 record and returned to the playoffs, earning a Wild Card victory over the Saints before dropping a Divisional Playoff to the eventual Super Bowl champion Dallas Cowboys. The win over the Saints was the team's first postseason victory since 1981 and its first road playoff conquest since 1949. Off the field, a September 24th ruling by U.S. District Judge David Doty paved the way for free agency in the NFL by finding the league's "Plan B" policy in violation of federal antitrust laws and provided the four plaintiffs in the suit with an opportunity to sign with another club. Among those four was Eagles TE Keith Jackson, who four days later inked a deal with the Miami Dolphins.



**1993** — In January, the NFL and the Players Association signed a Collective Bargaining Agreement, a 7-year deal that would institute a form of limited free agency to replace the "Plan B" system. The most prominent NFL player affected by the settlement was the Eagles' all-time sack leader Reggie White, who went on to sign with the Green Bay Packers on April 5th. On the field, the Eagles produced an 8-8 record. After a flying start in which the Birds jumped out to a 4-0 record on the strength of three consecutive dramatic come-from-behind wins, season-ending injuries to QB Randall Cunningham, WR Fred Barnett and others were followed by a six-game losing streak (their worst skid since '83). Nonetheless, backup QB Bubby Brister led them to wins in 4 of their final 6 contests, a stretch that kept them in the playoff hunt until the final week of the season.

**1994** — A new chapter in Eagles history began on April 6th when Norman Braman, the team's owner since 1985, reached an agreement in principle to sell the franchise to Jeffrey Lurie, a Boston native and president of a Hollywood-based movie production company. Once NFL owners voted to approve the sale on May 6th, Lurie officially took over the club on May 17. Despite losing the opener, the Eagles won 7 of their next 8 games, including a 40-8 thumping of the eventual Super Bowl champion 49ers. However, they lost their final 7 games and finished out of the playoffs. Two days after the season, Rich Kotite's 4-year reign as head coach ended. Herschel Walker became the first player in league history to record a 90-plus yard run, reception, and kickoff return in a single season. Only one other player - Bobby Mitchell - had previously recorded that trifecta in a career. With back-to-back 100-yard rushing performances, rookie RB Charlie Garner became only the 7th back in NFL history to top the century mark in his first two contests. DE William Fuller, a free agent acquisition from Houston, notched at least one sack in 7 straight games and broke the club record of 6 shared by Reggie White and Clyde Simmons.



**1995** — On February 2, Jeffrey Lurie named 49ers defensive coordinator Ray Rhodes as the 19th head coach in team history. Eleven months and a playoff victory later, that decision resulted in NFL coach of the year honors. Rodney Peete took over at QB after a 1-3 loss and led

them to 9 wins in their final 12 games. RB Ricky Watters, one of the NFL's most prominent free agent acquisitions of the year, combined with Charlie Garner to give Philadelphia the league's 4th best rushing attack. In the postseason, the Eagles routed the favored Detroit Lions, 58-37, in a Wild Card game. A week later, they bowed out to the eventual Super Bowl champion Cowboys. At season's end, Watters, DE William Fuller (an NFC-high 13 sacks), and LB William Thomas (7 INTs) went to the Pro Bowl. Off the field, Lurie and his wife, Christina, oversaw the formation of Eagles Youth Partnership (EYP). The charitable wing of the Eagles, EYP was formed in order to improve the quality of life and enhance opportunities for children in the Greater Philadelphia region.

**1996** — For the second consecutive year the Eagles compiled a 10-6 regular season record and earned a playoff berth. As such, Ray Rhodes became the first coach to lead the Eagles into the playoffs in each of his first two seasons at the helm. In the NFC Wild Card game, however, the Eagles fell, 14-0, to San Francisco in a rain-drenched 3Com Park. For the third time in six seasons, the Eagles lost their starting QB to injury early on as Rodney Peete ruptured a tendon in his right knee vs. Dallas. Ty Detmer led the Birds to four straight wins and teamed with WR Irving Fryar and RB Ricky Watters to fuel the conference's #1 offense (351.7 yds/game). Watters earned a Pro Bowl berth with personal bests in rushing atts. (353), rushing yards (1,411), TDs (13), and total yards from scrimmage (a league-leading 1,855). DE William Fuller led the team with 13 sacks en route to his 3rd straight Pro Bowl. MLB James Willis' interception in the end zone in the final moments of game 9 at Dallas sealed a big win. Willis' theft off QB Troy Aikman and subsequent lateral to CB Troy Vincent resulted in a 104-yard TD return.

**1997** — After a 4-6 start clouded the club's shot at the post-season, the Eagles turned to 2nd-year QB Bobby Hoying. A 2-0-1 record in his first three starts brought them back into contention, but ended the year with a 6-9-1 record. Injuries plagued the club as 42 different players started, including three different QBs (Ty Detmer, Rodney Peete and Hoying). Irving Fryar posted 86 receptions and Ricky Watters became the first Eagle to top the 1,000-yard rushing plateau in three consecutive years. The defense's most memorable performance came in a win vs. Green Bay as they held the Pack without a TD, snapping a string of 85 games (incl. playoffs) in which they had scored a TD.

**1998** - A disappointing 3-13 season led to the dismissal of head coach Ray Rhodes on December 28th, one day after the season finale. The Eagles started 0-5 before posting their first win. Duce Staley became the first Eagle draft pick to top the 1,000-yd. rushing plateau since Wilbert Montgomery (1981). On defense, the Eagles procured DE Hugh Douglas in a trade with the Jets. Douglas led the Eagles with a career-high 12.5 sacks, including a club-tying record of 4.5 at San Diego.

**1999** - Former Green Bay quarterback coach Andy Reid was named head coach on January 11th. Three months later, the club used the 2nd overall draft choice to select QB Donovan McNabb, one of the most accomplished athletes to ever come out of Syracuse. Their 2-7 start prompted Reid to insert McNabb into the starting lineup for six of the final seven contests. In his first start on Nov. 14th vs. Washington, McNabb sparked the Eagles to a 35-28 win over the Redskins. RB Duce Staley garnered his second straight 1,000-yd. rushing season and accounted for a NFL-best 41% of his team's offense. New defensive coordinator Jim Johnson turned up the heat as his troops accounted for a league-best 46 take-aways, including 28 interceptions (3rd in



# YEAR-BY-YEAR HISTORY



NFL), five of which were returned for TDs (a team record). FS Brian Dawkins and CB Troy Vincent earned their first Pro Bowl selections. Vincent's 7 INTs tied for the league lead and became the first Eagle to top the entire NFL in INTs since 1972 (Bill Bradley). Although the Eagles finished 5-11, Reid implemented a positive attitude in his young group of players that included 14 true rookies on the season-ending roster.




McNabb - 1999 NFL Draft

**2000** — Andy Reid, the NFL's coach of the year, led the Eagles to the greatest turnaround in franchise history, finishing 2nd in the NFC East at 11-5. The season started with a perfectly executed onside kick by David Akers to kickoff the season opener at Dallas, leading to a 41-14 win. The Eagles won 10 of their next 13 contests and earned the top Wild Card spot in the NFC. In the playoffs, the Eagles overwhelmed Tampa Bay, 21-3, before losing to the eventual NFC Champion NY Giants in the Divisional Playoffs. After RB Duce Staley went down for the season with a foot injury in game 5, Donovan McNabb became a legitimate MVP candidate (he finished 2nd in AP voting to Rams RB Marshall Faulk). McNabb accounted for 74.6% of the team's total net yards. TE Chad Lewis led all NFC tight ends in receptions (69) and earned his first trip to the Pro Bowl. The defense featured 3 Pro Bowlers in CB Troy Vincent, DE Hugh Douglas (15 sacks, 2 in playoffs), and MLB Jeremiah Trotter. First round draft choice DT Corey Simon recorded a rookie team-record 9.5 sacks.

**2001** — The Eagles captured their first NFC Eastern Division Championship since 1988 and their first appointment in the NFC title game since 1980. Adversity hit this club early and often. The first preseason game was cancelled due to problems with the Veterans Stadium turf. C Bubba Miller was lost to a season-ending foot injury. And they dropped their season opener in overtime to the Rams before true adversity devastated the entire world on September 11th when terrorist attacks struck the World Trade Center and the Pentagon. As a result, a week's worth of NFL games were postponed. The Eagles were 2-2 before beating the Giants, 10-9, on Monday Night Football for the first time since 1996 (a span of nine games). The Eagles won 8 of their last 10 games, including a dramatic 24-21 win over the Giants on December 30 to clinch the NFC East title. In the playoffs, the Eagles defeated the Bucs and in the Divisional playoffs, Donovan McNabb won his homecoming to Chicago, 33-19, at Soldier Field. The Pro Bowlers on defense were Hugh Douglas, Jeremiah Trotter, Troy Vincent, and Brian Dawkins. The unit allowed a league-low 64 points in 8 road games. In fact, their 7-1 road record was the best in club history. David Akers earned his first Pro Bowl berth and set a club record with 17 consecutive FGs made.

**2002** — In the 31st and final season at Veterans Stadium, the Eagles set a team record for points scored (415) and sent a league-high 10 players to the Pro Bowl. However, they fell in the NFC Championship game for the second consecutive season. Andy Reid, the consensus coach of the year, proved the Eagles were not a one-man show, winning five of six games without Donovan McNabb (broken ankle). McNabb returned for the playoffs and directed a win in the Divisional playoff after 3rd QB A.J. Feeley started the final five games, winning his first four. Although the Eagles lost their season finale to the Giants, they were still able to clinch home



2000s Eagles

field after the Jets trounced the Packers in the same stadium one day later. The defense finished in the top five in numerous categories and sent four players to the Pro Bowl: CB Troy Vincent, CB Bobby Taylor, FS Brian Dawkins, and DE Hugh Douglas. The offensive line also featured multiple Pro Bowl selections for the first time since 1980 with Tra Thomas, Jon Runyan and Jermaine Mayberry. Kicker David Akers notched 133 points to earn a Pro Bowl berth.

**2003** — In a season marred with injuries and controversy, the Eagles captured their third consecutive NFC East division title and third straight trip to the NFC title game, a loss to Carolina. Lincoln Financial Field officially became the Eagles new nest with a season-opening Monday night contest vs. Tampa Bay. But the Eagles not only lost their first two contests, they were left without the services of DBs Brian Dawkins and Bobby Taylor for a large chunk of the season (foot injuries). Then LB Carlos Emmons (ankle) and Brian Westbrook (triceps) were felled by season-ending ailments in December. After a 2-3 start, the Eagles rattled off nine straight wins, tying a team record previously set in 1960. That win streak was propelled by an improbable win at NYG on October 19. Trailing the Giants 10-7 with 1:34 to play, Westbrook returned a punt 84 yards for a dramatic, game-winning score. They ended up earning home-field advantage in the playoffs for the 2nd straight season. After suffering through a QB rating of 51.1 in the first six games, a thumb injury in his throwing hand, and disgraceful, racial commentary by former ESPN analyst Rush Limbaugh following the 0-2 start, McNabb thrived. He garnered NFC offensive player of the month honors in November, leading the team to a 5-0 month. He engineered a come-from-behind playoff win vs. Green Bay before suffering a rib injury a week later vs. Carolina that sidelined him in the 4th quarter. The Eagles employed a unique running back trio (Westbrook, Correll Buckhalter, and Duce Staley), dubbed the "three-headed monster," that racked up 1,618 rushing yards, 2,465 total yards from scrimmage, and 29 total TDs.



Lincoln Financial Field

**2004** — One of the most eventful off-seasons in team history helped propel the Eagles to their first NFC Championship and subsequent Super Bowl appearance in 24 years. Although they lost a hard-fought battle to the Patriots, 24-21, in Jacksonville, the Eagles milestones were plentiful as they captured their 4th consecutive NFC East division title and won a franchise record 13 regular season games. Andy Reid became the winningest coach in franchise history surpassing Greasy Neale. On the first day of the free agent signing period, they inked DE Jevon Kearse and later acquired WR Terrell Owens in a trade. Owens ended up with 77 catches for 1,200 yards and 14 scores. Donovan McNabb also turned in a stellar campaign, completing 64% of his passes for 3,875 yards, 31 TDs and just 8 INTs for a career-high 104.7 QB rating. He became the first player in NFL history to finish a season with 30+ TD passes and fewer than 10 INTs and his 24 consecutive completions over a span of two games set an NFL record previously set by Joe Montana (22) in 1987. McNabb, Owens, Brian Westbrook and Tra Thomas earned Pro Bowl berths on the offense. The defense was led by Kearse, a trio of Pro Bowl defensive backs (Brian Dawkins, Michael Lewis, and Lito Sheppard), and Jeremiah Trotter, who earned a Pro Bowl berth despite not starting until game 9. Trotter returned in July after being released by the Redskins. K David Akers, who set a NFL record with 17 FGs of



2004 NFC Championship

# YEAR-BY-YEAR HISTORY



40-yards-or-more, and LB Ike Reese both earned Pro Bowl berths on special teams. In all, a league-best 10 Eagles earned trips to Hawaii. The Eagles stormed out to a 7-0 record and clinched the NFC East title with 5 games remaining. They clinched home field advantage in the NFC after starting 13-1. In the playoffs, the Eagles topped Minnesota in the Divisional round and Atlanta in the Championship game.

**2005** — Stymied by injuries and a plethora of off-the-field distractions, the Eagles finished with a 6-10 record and out of the playoffs for the first time since 1999. The defending NFC champions began the season with a 4-2 record, including a dramatic come-from-behind win at Kansas City in which they overcame a 27-6 first half deficit to win, 37-31, and an equally heart-stopping victory vs. San Diego in which Matt Ware returned a blocked field goal 65 yards for the game-winning touchdown late in the fourth quarter. WR Terrell Owens was suspended for four games for conduct detrimental to the team and ended up not playing in the final nine games of the season. MLB Jeremiah Trotter earned his fourth Pro Bowl berth with a team-high 169 tackles. Reggie White's #92 was officially retired in an emotional halftime ceremony of a Monday night contest vs. Seattle on December 5. The ceremony included Reggie's wife, Sara, and their two children, as well as more than 20 of his former teammates and coaches.



**2006** — The Eagles claimed their fifth NFC East title in six years as they reeled off five consecutive wins at the end of the regular season to finish 10-6. The Eagles jumped out of the gate with a 4-1 record. The hot start was capped off by an emotional 38-24 victory vs. Dallas on Oct. 8, when Lito Sheppard made two crucial INTs, the second of which he returned 102 yards for a touchdown in the waning seconds. However, the team then lost five of their next six contests and Donovan McNabb for the remainder of the season with a torn ACL, which he suffered in a Nov. 19 loss to Tennessee. Jeff Garcia was handed the reins, and after a devastating 45-21 loss at Indianapolis, rallied the Eagles to five straight wins. The Eagles swept a treacherous three-game road stretch against division rivals, including a Christmas Day win at Dallas. The following week,

Andy Reid was able to rest his starters in the season finale vs. Atlanta when news arrived in the 1st quarter that they had clinched the NFC East title with a Cowboys loss to Detroit. The Eagles used a 38-yd. walk-off field goal by David Akers to capture a 23-20 Wild Card victory against the Giants, but came out on the losing end of a 27-24 battle at New Orleans in the Divisional round. Brian Dawkins, Shawn Andrews and Lito Sheppard earned Pro Bowl berths. Brian Westbrook tallied his first 1,000-yard rushing season and the offensive line was one of two squads in the NFL to start the same five linemen in all 16 games.



**2007** — In the team's 75th anniversary season, the Eagles could not overcome a 1-3 start as they finished 8-8 and out of the playoffs. RB Brian Westbrook set two team records for total yards from scrimmage (2,104) and receptions (90). He became the first Eagle to lead the league in total yards from scrimmage since 1996 (Ricky Watters) and the first NFL player from a non-Division I-A school to do so since 1979 (Philadelphia's Wilbert Montgomery). WR Kevin Curtis posted career highs in catches (77), yards (1,110), and total touchdowns (8) in his first season in Philadelphia after signing as a free agent. For the first time in franchise history, the Eagles featured three players (Westbrook, Curtis, Reggie Brown) with over 60 catches and 700 yards each. After that 1-3

start, the team managed to fight their way back to a 5-5 record as they headed into Gillette Stadium to face the 10-0 New England Patriots. A valiant effort by back-up QB A.J. Feeley went for naught as the Eagles fell, 31-28. Westbrook and Shawn Andrews earned Pro Bowl honors.

**2008** — The Eagles were defeated in their fifth NFC Championship game appearance of the decade. In what seemed like a microcosm of their entire season, Philadelphia fell behind 24-6 in the NFC title game at Arizona, but stormed back to take a 25-24 lead, only to then have the Cardinals score the game-winning TD with under three minutes to play. The Eagles struggled to find consistency during the early portion of the season and hit rock bottom at 5-5-1 after a 36-7 blowout loss at Baltimore. But they rallied back into playoff contention entering the final week. They entered the final Sunday of the season needing a win over Dallas, a Tampa Bay loss to visiting Oakland and either a Chicago loss at Houston or a Minnesota loss vs. the Giants, to earn a playoff berth. The Raiders and Texans came up with thrilling upsets in the 1:00 pm games that day, before the Eagles pounded the division-rival Cowboys, 44-6, in a late afternoon contest. In the playoffs, the Eagles stingy defense carried them to impressive road victories at Minnesota (26-14) and in a rematch at New York (23-11) before being derailed by the Cardinals. Brian Dawkins and free agent newcomer CB Asante Samuel (4 interceptions in the regular season plus two in the playoffs) both earned Pro Bowl honors, while McNabb became the franchise's all-time leader in yards and touchdown passes. Dawkins became the franchise's all-time leader in interceptions (34), tying Eric Allen and Bill Bradley. K David Akers set team records for points (144) and field goals made (33). Head coach Andy Reid became the 37th coach in NFL history to reach the 100-win plateau and the 14th coach to reach double digit victories in playoff history. Samuel set an NFL post-season record with his 4th INT returned for a score and rookie WR DeSean Jackson led the team with 62 receptions and 912 yards, most ever by an Eagles rookie WR.



**2009** — The Eagles got off to a strong start, winning five of their first seven games, despite losing QB Donovan McNabb for two games with a rib injury. They hit a midseason snag after losing back-to-back games to rival Dallas and eventual AFC West Champion San Diego to fall to 5-4. A late-season rally saw the Eagles rattle off six straight wins, their longest streak in the regular season since 2003. Entering the final week of the season, Philadelphia had hopes of securing its sixth NFC East title of the decade and a first-round bye in the playoffs. However, a second loss to the Cowboys in the season finale dropped the Eagles to the sixth seed and forced a rematch between the division rivals in the Wild Card round, where they again fell to the Cowboys, 34-14. Led by DeSean Jackson (62 receptions, 1,156 yards and 9 TDs), the Eagles saw their young skill position players flourish. The speedy WR/KR became the first player in NFL history to be named to the Pro Bowl at two positions, recording an NFL record-tying eight touchdowns of 50-plus yards and leading the league with a 15.2 yard punt return average. TE Brent Celek (76 receptions, 971 yards, 8 TDs) established himself as a reliable weapon and one of the elite tight ends in the NFL. The infusion of young players on offense continued with rookie WR Jeremy Maclin (D1-09) and rookie RB LeSean McCoy (D2-09). Maclin followed in Jackson's footsteps, finishing his first season as one of the top rookie wide outs with 56 catches for 773 yards and four touchdowns. Meanwhile, McCoy proved to be a valuable asset in the running game as he led the team and set the Eagles rookie rushing record with 637 yards. K David Akers, DE Trent Cole, T Jason Peters, CB Asante Samuel, FB Leonard Weaver, and LS Jon Dorenbos all joined Jackson in earning Pro Bowl honors. Head coach Andy Reid contract's was extended through 2013.

# YEAR-BY-YEAR HISTORY



**2010** — The Eagles set franchise records for points (439) and total net yards (6,230) en route to an NFC East Division title, their 6th under head coach Andy Reid. Philadelphia met the eventual Super Bowl champion Packers in the Wild Card round, but lost, 21-16, at home. QB Michael Vick emerged as one of the NFL's top quarterbacks after taking over for an injured Kevin Kolb in the season opener. In his first year as a starter since 2006, he achieved career highs in passing TDs (21), yards (3,018), QB rating (100.2), comp. % (62.6) and rushing TDs (9) - earning him a trip to Hawaii as the NFC's starting quarterback in the Pro Bowl. He became only the 2nd QB in NFL history to throw for 3,000+ yards, rush for 500+ yards, and accrue a 100+ QB rating in a season. Vick had plenty of weapons surrounding him on the league's second-ranked offense. DeSean Jackson (47 receptions, 1,056 yards and 6 TDs) led the league in yards per catch (22.5) and became the first player in league history to return a punt for a game-winning touchdown as time expired on 12/19/10, capping off a historic comeback against the Giants. The Eagles trailed 31-10 with 8:17 remaining in the 4th quarter, but rallied for four touchdowns, including Jackson's miraculous return. WR Jeremy Maclin (70 receptions, 964 yards and 10 TDs) led the team in TDs and was second on the team in receptions and receiving yards. The duo combined for 2,020 yards, which was the 3rd-most output of any WR duo in the NFL. RB LeSean McCoy was fourth in the NFL in yards from scrimmage (1,672). CB Asante Samuel finished 2nd in the league in INTs (7) despite only playing in 11 games. David Akers, Jackson, T Jason Peters and Samuel all were selected to the Pro Bowl alongside Vick.



Vick

**2011** — The Eagles finished the 2011 campaign 8-8, second in the NFC East. The offense was fueled by running back LeSean McCoy, who rushed his way into the Eagles record books by scoring 20 total touchdowns, including 17 on the ground, breaking the team records set by Hall of Fame back Steve Van Buren in 1945. A Pro Bowl selection for the first time, McCoy established new career-highs running the ball 273 times for 1,309 yards. His yardage total was the fifth-most in team history and ranked fourth in the NFL. The offense set franchise records with 6,386 total yards and 356 first downs. Quarterback Michael Vick set career marks in attempts (423), completions (253) and yards (3,303) while becoming the second player in league history (former Eagle Randall Cunningham) to surpass the 3,000-yard passing mark and 500-yard rushing plateau in consecutive seasons. Along the way, he surpassed Cunningham's all-time benchmark for rushing yards by a quarterback. For the first time in franchise history, the Eagles boasted three players (wide receivers DeSean Jackson, Jeremy Maclin and tight end Brent Celek) with 800+ receiving yards in the same season. On defense, the Eagles tied for the league lead with 50 sacks, including 18 from free agent signee defensive end Jason Babin (third in the NFL) and 11 from fellow DE Trent Cole. Their 29 combined sacks were the second most in team history by a duo, bested only by Reggie White and Clyde Simmons (33 in 1992). Babin earned his second straight Pro Bowl berth for his efforts. Left tackle Jason Peters also earned Pro Bowl honors for the fifth straight year, the last three coming in Philadelphia.



Peters

**2012** — After 14 years in Philadelphia, the Eagles dismissed head coach Andy Reid on December 31st after finishing the season with a disappointing 4-12 record. Following a promising 3-1 start to the season, including a win over the Super Bowl Champion Baltimore Ravens, the Eagles dropped 10 consecutive games and would win only one of their final 12 games on the schedule. Throughout the season, the Birds were plagued by injuries on the offensive line as G Evan Mathis was the only offensive lineman to start all 16 games in 2012. Offensively, the Eagles were paced by WR Jeremy Maclin who became just the eighth wide receiver in NFL history to have at least 55 catches and 750 receiving yards in each of his first four seasons after notching 69 catches for 857 yards and seven touchdowns. RB LeSean McCoy accumulated 1,213 scrimmage yards (840 rushing, 373 receiving) and five touchdowns, including a career-high three receiving scores. Newcomer LB DeMeco Ryans provided a steady force at the MLB position for the Birds, recording a team-high 148 tackles and a franchise-record 16 tackles for a loss in his first season with the team. After stepping in for an injured QB Michael Vick in Week 10, rookie QB Nick Foles started six of the final seven games of the season and established Eagles rookie records in passing yards (1,699), attempts (265) and completions (161), while fellow first-year standout DT Fletcher Cox led all rookie defensive tackles with 5.5 sacks.

**2013** — Under the direction of first-year head coach Chip Kelly, the Eagles rebounded from a disappointing 4-12 season in 2012 to win 10 games and secure their first NFC East title since 2010 in record-breaking fashion. Kelly became the first rookie head coach in Eagles history to win the division in his first year on the job and just the second head coach since the merger to win a division title in his first season on an NFL staff. Philadelphia set franchise records in points (442), total net yards (6,676), touchdowns (53) and passing yards (4,406), while also turning the ball over fewer times (19) than any previous Birds squad. Offensively, LeSean McCoy finished with a franchise-best and NFL-leading 1,607 rushing yards and 2,146 yards from scrimmage, while Nick Foles recorded the third-highest quarterback rating (119.2) in NFL history after throwing for 27 touchdowns and two interceptions. The duo became the first pair in NFL



McCoy

history to lead the league in rushing yards and passer rating. WR DeSean Jackson set career highs in receptions (82) and receiving yards (1,332), and tied his personal best with nine receiving touchdowns. The Eagles attack was anchored by an offensive line that started all 16 games together for the first time since 2006 and featured two All-Pro selections in Evan Mathis and Jason Peters, who also garnered Pro Bowl honors along with McCoy. Under new defensive coordinator Bill Davis who implemented a 3-4 defensive scheme, Philadelphia held their opponents to 21 points or less in nine straight games during the middle of the season and finished the year ranked tied for third in games in which the defense held their foes to 21-or-fewer points with 12. DeMeco Ryans paced the defense with a career-high 177 tackles, four sacks and two interceptions while cornerback Brandon Boykin ranked tied for second in the NFL with six interceptions despite playing in just 51 percent of the team's defensive snaps. Trent Cole excelled following a transition from defensive end to outside linebacker in the new 3-4 scheme, recording a team-high eight sacks. Linebacker Mychal Kendricks emerged as a playmaker, collaring 137 tackles, three interceptions and four fumble recoveries.

# YEAR-BY-YEAR HISTORY



**2014** — The Eagles continued to build an identity as one of the offensive leaders in the NFL, but key injuries and missed opportunities late in the season left Philadelphia outside of the playoff picture after finishing second in the NFC East. En route to their second-consecutive 10-6 record, the Eagles set franchise records in points (474), touchdowns (54), completions (390), gross passing yards (4,581) and first downs (356). Offensively, Philly was paced by Pro Bowlers RB LeSean McCoy, who rushed for 1,319 yards, and WR Jeremy Maclin, who established career highs in receptions (85) and receiving yardage (1,318). Despite battling injuries throughout the year, the Eagles offensive line saw three players receive Pro Bowl nods: T Jason Peters (also earned second-team All-Pro honors), G Evan Mathis and C Jason Kelce. At the quarterback position, QB Nick Foles led the team to a 6-2 record; however, a collarbone injury sustained in a Week 9 victory derailed Foles' season and opened the door for QB Mark Sanchez, who provided quality depth at the position, setting the team record for completion percentage (64.1 pct.). Defensively, Philadelphia was led by LB Connor Barwin, who led the NFC with 14.5 sacks en route to his first-career Pro Bowl nod and second-team All-Pro honors. DE Fletcher Cox joined Barwin on the All-Pro team after continuing to develop into one of the league's most disruptive defensive linemen. The Eagles finished the season tied for second in the NFL with 49 sacks, while also notching 11 return touchdowns (four on defense, seven on special teams) - the third-highest total in NFL history. The special teams unit made a large impact in 2014, with punt returner Darren Sproles earning second-team All-Pro and Pro Bowl honors after leading the league with a 13.0 punt return average and two PR touchdowns. Rookie K Cody Parkey broke the NFL's all-time



Barwin

rookie scoring record with 150 points, while RB Chris Polk and WR Josh Huff each notched kickoff return scores of 100+ yards, becoming the first team to have two such returns by different players since the 1970 Green Bay Packers.



FOX's 2014 Galloping Gobbler

**2015** — The Eagles struggled to find consistency during the 2015 season, finishing with a 7-9 record and missing the playoffs for the second-consecutive season. After spending the majority of three seasons in Philadelphia, head coach Chip Kelly was released from his contract prior to the team's Week 17 contest against the New York Giants, and interim head coach Pat Shurmur led the team to a win in the team's season finale. Offensively in 2015, the Eagles were paced by the play of QB Sam Bradford, who was acquired by the team during the 2015 offseason as part of a trade with the St. Louis Rams. Bradford started 14 games for the Birds, setting team records in completions (346) and completion percentage (65.0%), while finishing fourth in team history in passing yards (3,725). Bradford was supported by the emergence of two young pass catchers in WR Jordan Matthews and TE Zach Ertz. Matthews led the team in receptions (85), receiving



Cox

yards (997) and touchdown catches (eight), while finishing the season with the 10th-most receptions (152) in NFL history by a player in the first two seasons of his career. In his third year in Philadelphia, Ertz set career highs in both receptions (75) and receiving yards (853) and flourished at the end of season, recording 35 catches and 450 yards receiving over the final four weeks of the campaign. His 450 yards over the final four weeks of the season was the highest total in NFL history by a tight end from Weeks 14-17. On the offensive line, T Jason Peters earned his third-consecutive Pro Bowl nod and his eighth-career invitation to the annual all-star game. Defensively, DE Fletcher Cox cemented his place among the league's top defensive linemen, earning his first-career Pro Bowl honors and second-team AP All-Pro accolades after posting a career high in sacks (9.5) and tackles (104). S Malcolm Jenkins continued to provide stability in the team's secondary during his second season in Philadelphia, pacing the team with 120 tackles and 15 passes defended, while finishing behind only Cox (16.5) in tackles for loss (13). Rookie LB Jordan Hicks made an impact in his first season in the league, recording 54 tackles, three fumble recoveries, two interceptions, one forced fumble and a sack in only eight games before suffering a season-ending pectoral injury in Week 9. RB Darren Sproles earned Pro Bowl honors as a return specialist for the second-straight year after leading the league in punt return yards (446) and punt return touchdowns (two), while finishing second in punt return average (11.7).

**2016** — On January 18, 2016, Doug Pederson was named the new head coach of the Philadelphia Eagles. Prior to arriving in Philadelphia, Pederson spent the previous three seasons as the offensive coordinator for the Kansas City Chiefs. A 12-year NFL veteran, Pederson played quarterback for the Eagles in 1999 and worked on the team's coaching staff from 2009-2012. Later in the offseason, Eagles executive vice president of football operations Howie Roseman initiated a pair of trades that allowed the Eagles to move up from the 13th pick in the first round to the 2nd overall pick and select North Dakota State quarterback Carson Wentz. On September 3, QB Sam Bradford was traded to the Minnesota Vikings in exchange for a 2017 1st-round draft choice and a 2018 4th-round draft choice and Pederson named Wentz the opening-day starter. Wentz went on to set a team and all-time NFL rookie record with 379 completions, while posting franchise rookie records in pass attempts (607), passing yards (3,782), passing touchdowns (16) and completion percentage (62.4%). He also produced the 4th-most passing yards (3,782) in single-season team history and NFL rookie history. With Wentz at the helm of the offense, the team got off



Roseman, Wentz, Lurie, Pederson

to a fast start, as the Eagles won their first three games and headed into their Week 4 bye with a 3-0 record. Following the bye, the Eagles dropped four of the next six games, with all four losses coming on the road. The team's two wins during that stretch came at home against the previously 5-0 Minnesota Vikings and the eventual NFC Champion Atlanta Falcons. Although the team struggled in the back half of the season, they closed out the year with back-to-back home wins against division rivals New York and Dallas. On the offensive side of the ball, TE Zach Ertz led the team in receptions (78), receiving yards (816) and receiving TDs (4). Ertz's 78 catches were the 2nd-most ever by an Eagles tight end. On defense, DT Fletcher Cox was named to his second career Pro Bowl, DE Brandon Graham earned second-team AP All-Pro honors and Jordan Hicks led all NFL LBs with a career-high 5 INTs. K Caleb Sturgis connected on the most FGs in single-season team history (35).

# EAGLES IN THE COMMUNITY



As proud Philadelphians who take their responsibility to the community seriously, the Eagles believe there is no offseason to good citizenship.

Since Jeffrey Lurie became owner in 1994, the Eagles have generously contributed more than \$25 million in charitable giving to organizations and neighborhoods throughout the Greater Philadelphia region. Under Lurie's direct leadership and guidance, the Eagles continue to strengthen and support these organizations through joint effort partnerships, all based on the belief that strong non-profits build strong communities.

The Eagles host a variety of events and campaigns that aim to inspire, motivate and educate. As a professional football team, the Eagles have a unique platform to reach the community and have long-lasting effects.

The team takes great pride in serving the fans, local non-profits and the region at large, because to the Eagles, making the Delaware Valley proud is just as important off the field as it is on it.



**Doug Pederson**



**Brandon Graham**

## SOARING TO NEW HEIGHTS IN THE DELAWARE VALLEY

### Eagles Care

#### 2016 Eagles Care Partners



#### 2015 Eagles Care Partners



Each year, the Eagles cultivate season-long strategic partnerships with local non-profits as a way to help strengthen their core work and increase their positive impact on the community.

#### 2017 Eagles Care Partners



#### 2014 Eagles Care Partners



#### 2013 Eagles Care Partners



### Community Mondays



**Jordan Hicks**

Eagles players use their day off during the season to positively impact the region by visiting local children's hospitals, elementary schools, retirement and environmental centers, food pantries and more.

### Huddle Up for Autism



This family-fun day at Lincoln Financial Field sets out to educate, raise awareness and fundraise for CHOP's Center for Autism Research, all while creating a carnival-like atmosphere for families touched by autism.

### A Crucial Catch



By creating awareness and raising much-needed funds, the team has contributed more than \$1.4 million to breast cancer research through *A Crucial Catch* campaign. All proceeds support the Sidney Kimmel Cancer Center at Jefferson University.

### Playground Build



**Alshon Jeffery**

The entire Eagles organization teams up with a local elementary school and helps revitalize its playground. What was once a barren school yard transforms into a beautiful new space for play and recreation through this initiative.

### Chess Tournament



**Caleb Sturgis**

Due to the critical and strategic thinking skills that the game of chess develops, the Eagles and After-School Activities Partnership collaborate annually on a day-long chess tournament for children at Lincoln Financial Field.

### Youth Football & NFL PLAY 60



**Trey Burton**

The Eagles are dedicated to supporting safe play and to helping develop a love of the game through youth football in the Greater Philadelphia region. They further this mission by encouraging healthy eating and physical fitness through NFL PLAY 60.



# EAGLES CHARITABLE FOUNDATION



Vinny Curry



## EAGLES CHARITABLE FOUNDATION


Founded in 1995, Eagles Charitable Foundation (ECF) is a 501(c)(3) public charity committed to improving the health outcomes for youth in the Greater Philadelphia area.

ECF leverages the star power of the Philadelphia Eagles and uses its unique platform to focus on two specific areas of need in the community: **providing vital eye care for underserved youth** and **investing key resources into autism research and services**.

In order to have this monumental impact on the community, public and individual donors are called upon to lend a helping hand. The Eagles, corporations, foundations and kindhearted individuals have all played an integral role in supporting the more than one million children in the tri-state region that ECF has assisted since its inception.



Jeffrey Lurie



### TAKING FLIGHT FOR AUTISM



Since the inaugural Taking Flight for Autism fundraiser in 2016, ECF has contributed approximately **\$1.6 MILLION** to autism support and research programs at Children's Hospital of Philadelphia and the Center for Autism Research.

### EAGLES EYE MOBILE



Jermame Mayberry

Travels to a different school each day to make free comprehensive vision care accessible for local youth. Each child receives an eye exam and, if needed, prescription glasses are made on the spot by an optician in the accompanying Eagles Glasses Lab.

**82,100+**  
Number of children provided with vision care (since 1995)

Co-founder & Pro Bowl guard



**57,200+**  
Number of eyeglasses provided (since 1995)

# FAN EXPERIENCES



Whether it is in-season or out, the Eagles are always searching for unique ways to create lifelong memories and once-in-a-lifetime experiences for generations of Eagles fans.


The organization works diligently to engage with people of all ages. From adults to the youngest fan, the Eagles offer exclusive events and opportunities on a year-round basis that set out to leave a lasting smile on the face of every single person.

Annual events like Junior Pro Day, Junior Cheer Clinic, Football Festival for Women, Training Camp open practices and the Fantasy Draft Party, among others, have allowed fans to connect with their favorite team, players and franchise legends like never before. Many of these programs have even developed into family traditions for some, bringing together loved ones from all over the country.

The Eagles will continue to use its unique platform as a professional sports team to cater to every fan in the City of Philadelphia and beyond.



# GO GREEN PROGRAM



The Eagles believe the path to sustainability is a journey, not a destination, which is why they developed their *Go Green* program in 2003 with the opening of Lincoln Financial Field.

What started with a blue recycling bin under each employee's desk has grown into a company-wide sustainability initiative that aims to reduce the organization's overall impact on the environment in a financially-responsible manner.

With the help of partners and fans, the Eagles have been able to develop a multi-year curriculum and action plan that incorporates green energy production, recycling, composting, energy efficiency and reforestation, among other ventures.

The Eagles, who wear the color "green" with pride, view it as their responsibility to be leaders both on and off the football field.

## SOLAR & WIND ENERGY


In March 2012, the Eagles and NRG announced a sustainable energy partnership, which made the organization's vision of clean power at Lincoln Financial Field a reality. When the project became fully operational in February 2013, it allowed the Eagles' home in Philadelphia to be among the greenest major sports facilities in the world.

### SOLAR & WIND STATISTICS

- Largest solar power system in the NFL
- Produces around four megawatts of energy annually
- Four megawatts equates to roughly 30% of the team's annual energy usage and is about six times the amount of power needed for all of the team's 10 home games each season
- Through the purchase of renewable energy credits, 100% of the team's operations are powered by the sun and wind

### WIND TURBINE FACTS

- 14 total
- Height: 15 feet
- Width: 9.8 feet
- Weight: 1,016 pounds



### SOLAR PANEL FACTS

- 11,108 total
- 274,848 total square feet
- North Parking Lot: 8,096 panels
- Roof: 1,452 panels
- Solar Wing: 1,380 panels
- 11th Street Pavilion: 180 panels



### GO GREEN PARTNERS



## SUSTAINABILITY & ENVIRONMENTAL EFFORTS

- Lincoln Financial Field's annual electricity usage has been cut by more than 50% since 2003
- Through the team's energy-from-waste program, the Eagles are able to divert more than 99% of their waste from landfills
- The removal of all waste and recycling products is managed by Waste Masters Solutions, a leading environmental provider
- With the help of The Conservation Fund, the Eagles offset 100% of all team travel through the "Go Zero" program
- The team supports reforestation projects by planting trees in various cities, including the "Eagles Forest" in Bensalem, PA
- In 2013, the Eagles became the second NFL team to receive LEED silver certification by the US Green Building Council
- Cups and flatware are created from bio-plastics which biodegrade in just 45 days
- To conserve energy, lower-wattage light bulbs and automatic sensors/timers have been installed in team buildings
- Corporate offices are stocked with paper made from 100% chlorine-free post-consumer fibers

# LINCOLN FINANCIAL FIELD



Home to the Philadelphia Eagles, Lincoln Financial Field is a prime destination for world-class entertainment, providing the highest-quality sports and entertainment experience for fans in a safe, clean and friendly environment.

In addition to 10 Eagles home games each season, Lincoln Financial Field continues to showcase high-profile sporting events and unique experiences year-round.

Since opening in August 2003, Lincoln Financial Field has hosted 28 sold-out concerts, has welcomed some of the world's most distinguished soccer clubs and serves as the home to Temple University football and the historic Army-Navy game. Additionally, the stadium has hosted multiple NCAA Lacrosse Championships, as well as Monster Jam and many other marquee events.

A state-of-the-art facility located in the heart of Philadelphia, Lincoln Financial Field will continue to provide an electrifying atmosphere for the public in its effort to become one of the world's most admired stadiums for sports and entertainment.

## BY THE NUMBERS

<b>Broke Ground</b>	<b>May 7, 2001</b>
<b>Opened</b>	<b>August 3, 2003</b>
<b>Revitalized</b>	<b>Feb. '12 - Aug. '14</b>
<b>Capacity</b>	<b>69,596</b>
<b>Executive Suites</b>	<b>172</b>
<b>Concessions</b>	<b>62</b>
<b>HD Televisions</b>	<b>1,185</b>
<b>Wi-Fi Connections</b>	<b>45,000</b>
<b>North End Zone HD Video Board</b>	<b>5,184 square feet</b>
<b>South End Zone HD Video Board</b>	<b>4,320 square feet</b>
<b>Concerts</b>	<b>28</b>
<b>Soccer Matches</b>	<b>20</b>
<b>Home Record (Regular Season + Playoffs)</b>	<b>68-51 (.571)</b>
<b>Twitter</b>	<b>@LFFStadium</b>



# LINCOLN FINANCIAL FIELD



## ***\$125M Stadium Revitalization (Feb. 2012 to Aug. 2014)***

- ***Two video boards (9,504 sq. ft.)***
- ***360° LED ribbon-board displays***
- ***Two upper concourse bridges***
- ***1,626 additional seats***
- ***1,185 brand-new HD TVs***
- ***Club and suite enhancements***
- ***Upgraded team imagery***
- ***Integrated Wi-Fi system***



## ***Axalta Tunnel Club (Opened in August 2016)***

- ***1,400 sq. ft. premium lounge space***
- ***58 seats behind end zone equipped with:***
  - ***USB charging stations***
  - ***Microsoft Surface tablets***
  - ***Storage space & in-seat service***
- ***All-inclusive food and beverage***
- ***Behind-the-scenes access to Eagles tunnel***





## HOME TO THE PHILADELPHIA EAGLES



## WORLD TOURS & CONCERTS

- June 18, 2017: U2
- May 12, 2017: Metallica
- September 29, 2016: Beyoncé
- August 6, 2016: Coldplay
- July 14, 2016: Guns N' Roses
- June 25, 2016: Kenny Chesney
- June 5, 2016: Beyoncé
- September 1, 2015: One Direction
- August 30, 2015: Kevin Hart
- July 11, 2015: Kenny Chesney
- June 13, 2015: Taylor Swift
- June 12, 2015: Taylor Swift
- August 15, 2014: Luke Bryan
- August 14, 2014: One Direction
- August 13, 2014: One Direction
- July 20, 2013: Taylor Swift
- July 19, 2013: Taylor Swift
- June 8, 2013: Kenny Chesney
- June 16, 2012: Kenny Chesney
- August 6, 2011: Taylor Swift
- July 14, 2011: U2
- June 18, 2011: Kenny Chesney
- June 27, 2009: Kenny Chesney
- July 19, 2008: Kenny Chesney
- June 23, 2007: Kenny Chesney
- August 11, 2003: Bruce Springsteen
- August 9, 2003: Bruce Springsteen
- August 8, 2003: Bruce Springsteen



## THE ARMY-NAVY GAME



### ARMY-NAVY HISTORY (LFF)

- December 12, 2015: Navy, 21-17
- December 14, 2013: Navy, 34-7
- December 8, 2012: Navy, 17-13
- December 11, 2010: Navy, 31-17
- December 12, 2009: Navy, 17-3
- December 6, 2008: Navy, 34-0
- December 2, 2006: Navy, 26-14
- December 3, 2005: Navy, 42-23
- December 4, 2004: Navy, 42-13
- December 6, 2003: Navy, 34-6





## NATIONAL & INTERNATIONAL SOCCER MATCHES



- July 19, 2017: USA vs. El Salvador (Gold Cup)
- June 14, 2016: Costa Rica vs. Panama (Gold Cup)
- June 11, 2016: Chile vs. Panama (Copa America)
- June 9, 2016: USA vs. Paraguay (Copa America)
- June 9, 2016: Uruguay vs. Venezuela (Copa America)
- July 26, 2015: CONCACAF Gold Cup Final  
Mexico vs. Jamaica
- August 2, 2014: A.S. Roma vs. Inter Milan
- August 11, 2012: Real Madrid vs. Celtic
- August 10, 2011: USA vs. Mexico (men)
- July 23, 2011: Philadelphia Union vs. Real Madrid
- May 29, 2010: USA vs. Turkey (men)
- May 15, 2010: Philadelphia Union vs. FC Dallas
- April 10, 2010: Philadelphia Union vs. DC United
- September 13, 2008: USA vs. Ireland (women)
- November 6, 2004: USA vs. Denmark (women)
- August 2, 2004: A.C. Milan vs. Chelsea
- July 28, 2004: Manchester United vs. Glasgow Celtic
- September 25, 2003: Women's World Cup
- September 20, 2003: Women's World Cup
- August 3, 2003: Manchester United vs. FC Barcelona



## STADIUM ENTERTAINMENT & FAN ENGAGEMENT



### PAVING THE ROAD TO VICTORY!

In May 2016, the "Eagles FanWalk" was constructed outside of the Northeast entrance gate at Lincoln Financial Field. This honorary walkway, which showcases the passion that fans have for the Eagles and their families, features more than 3,800 personally engraved pavers that line the way for guests entering the stadium. The "Eagles FanWalk" ensures that each member engraved across the pathway will have a special place in Eagles history.



Darien Street Mural

