



nrg stadium

WE ARE TEXANS

WE ARE TEXANS

2016

HOUSTON TEXANS
MEDIA GUIDE

TABLE OF CONTENTS

TEXANS MEDIA POLICY AND MEDIA SERVICES	2-4
TEXANS COMMUNICATIONS STAFF	4
TEXANS STAFF DIRECTORY	5-6

EXECUTIVE MANAGEMENT..... **8-20**

Robert C. McNair, Founder, Chairman and CEO.....	10-11
D. Cal McNair, Vice Chairman and COO.....	12
Texans Limited Partners.....	13
Rick Smith, Executive VP of Football Ops and General Manager..	14-15
Jamey Rootes, President.....	16
Scott Schwinger, President/CEO of the McNair Group, CFO.....	16
Suzie Thomas, Sr. Vice President, General Counsel and CAO.....	17
John Schriever, Sr. Vice President, Ticketing & Event Management..	17
Jennifer Dabkowski, Vice President, Marketing & Community Development..	18
Greg Grissom, Vice President, Corporate Development.....	18
Marilan Logan, Vice President and Chief Accounting Officer.....	18
Chris Olsen, Vice President, Football Administration.....	19
Jeff Schmitz, Vice President, Information Technology.....	19
Marc Vandermeer, Vice President, Broadcasting.....	20
Greg Watson, Vice President, Finance.....	20
Doug West, Vice President, Football Operations.....	20

COACHING STAFF..... **21-42**

Bill O'Brien, Head Coach.....	22-23
Romeo Crennel, Defensive Coordinator.....	24-25
George Godsey, Offensive Coordinator.....	26
Larry Izzo, Special Teams Coordinator.....	27
Jim Bernhardt, Director of Football Research.....	28
Shane Bowen, Defensive Assistant.....	29
John Butler, Secondary Coach.....	30
Doug Colman, Assistant Special Teams Coach.....	31
Mike Devlin, Offensive Line Coach.....	32
Tim Kelly, Assistant Offensive Line / Off. Quality Control Coach.....	33
Will Lawing, Defensive Quality Control Coach.....	33
Charles London, Running Backs Coach.....	34
Anthony Midget, Assistant Secondary Coach.....	35
Pat O'Hara, Offensive Assistant Coach.....	36
John Perry, Tight Ends Coach.....	37
Sean Ryan, Wide Receivers Coach.....	38
Mike Vrabel, Linebackers Coach.....	39
Anthony Weaver, Defensive Line Coach.....	40
Craig Fitzgerald, Head Strength and Conditioning Coach.....	41
Brian Bell, Assistant Strength and Conditioning Coach.....	41
Ian Jones, Assistant Strength and Conditioning Coach.....	42

FOOTBALL OPERATIONS STAFF	43-59
Brian Gaine, Director of Player Personnel.....	44
Texans Scouting and Personnel Staff.....	44-48
Support Staff.....	49-55

TEXANS STAFF..... **57-63**

2015 TEXANS SEASON IN REVIEW..... **65-93**

2015 Regular Season Statistics.....	66-67
2015 Postseason Statistics.....	68-69
2015 Texans Participation.....	70
2015 Texans Starters.....	71
2015 Texans Highs and Lows.....	72-73
2015 Texans Transactions.....	74-75
2015 Final NFL Standings.....	76
2015 Texans Game Recaps.....	77-93

TEXANS HISTORY..... **95-155**

Year-by-Year Results.....	96-103
Texans Attendance Records.....	104
All-Time Series Totals.....	104
All-Time Series Results.....	105-106
All-Time Preseason Results and Records.....	107
All-Time Alphabetic Roster.....	108-110
All-Time Numeric Roster.....	111-113
All-Time Practice Squad Roster.....	114
All-Time Injured Reserve.....	115
All-Time Coaches.....	116
Texans Trade History.....	117
Texans Free Agency History.....	118-120
Texans Prime Time Results.....	120
Texans Overtime Results.....	121
Texans Honors.....	122-123
Texans Draft History.....	124-125
Texans Yearly Final Statistics.....	126-155

TEXANS KICKOFF..... **156-163**

NRG Stadium.....	157
2016 NFL Schedule.....	158-159
Texans On The Air.....	160-163

PLAYER BIOS..... **166-286**

TEXANS RECORDS..... **288-330**

2016 HOUSTON TEXANS MEDIA GUIDE

The 2016 Houston Texans Media Guide can be found online at <http://Texans.1stRoundMediaGroup.com>. There is no print version this season. Elements that remain relatively unchanged and are not included in the Houston Texans Weekly Game Release during the season, such as executive bios, coaching staff bios, football operations staff bios, the 2015 Texans Season-In-Review and the Texans Team History, are included in this publication. Player bios, rosters, transactions and the Houston Texans record books are updated weekly during the season and are electronically distributed to media, as well as made available online at the Houston Texans media website.

MEDIA GUIDE CREDITS

EDITORS: Amy Palcic, Brett Maikowski, Omar Majzoub, Allie LeClair, Katie Karsh, Nathan Edwards

PHOTOGRAPHY: Matt Patterson, Bill Baptist, Mike Welsch, Paul Ladd Photography

DESIGN: Ciara Macaulay

PRINTER: Chas P. Young Printer Co.

HOUSTON TEXANS MEDIA POLICY

MEDIA CREDENTIALS

Media credentials will be granted based on the following guidelines:

1. Houston-area media agencies which cover the Houston Texans on a daily basis will receive top priority.
2. Media agencies which cover the opposing team as requested by the opposing team's public relations staff.
3. National media agencies which cover the National Football League regularly (includes online properties such as ESPN.com, Yahoo! Sports, CBSSports.com, etc.).
4. Daily or weekly newspapers with a circulation of at least 100,000.
5. Television stations with a nightly news show & a nightly sports segment.
6. Radio stations with a 24-hour sports format that are affiliated with a national radio network (i.e. ESPN, SportingNews, Westwood One, etc.).
7. Daily or weekly newspapers with a circulation of at least 50,000.
8. Other requests not falling under one of the above categories will be considered on the basis of space availability in the NRG Stadium press box.
9. No freelance credentials will be granted.

Season-long credentials are issued in August; game-by-game credentials must be requested before 5 p.m. on the Tuesday prior to each home game. All credential requests must be submitted online at <http://media.houstontexans.com>.

CREDENTIAL REQUESTS (ROAD GAMES)

If you are a regular member of the Houston media who wishes to cover the Texans on the road, submit your request for game credentials and parking passes through **Amy Palcic** at amy.palcic@houstontexans.com. All requests must be submitted no later than one game prior to a road contest. Credentials will be distributed on either Wednesday or Thursday during open locker room.

GAME DAY PARKING

Parking for Texans games must be applied for online at <http://media.houstontexans.com>. The appropriate parking pass will be required for access to media parking lots on game day.

ENTRY ON GAME DAY

The media entrance at NRG Stadium is on the west side of the stadium on the corner of Kirby and Murworth. Enter through the media entrance which is located just right of the Verizon VIP gate.

MEDIA WILL CALL

Media will call is located on the west side of the stadium at the corner of Kirby and Murworth. The media will call gate is located just right of the Verizon VIP gate. The appropriate game credential must be presented at the media entrance for admission into the stadium. Game credentials not picked up in advance will be available on game day at the media will call window. Please remember to bring valid identification. The window will open three hours prior to kickoff and bags will be checked upon entrance to the stadium.

PHONES AND INTERNET

To request a phone on game day, contact **Jeff Schmitz** of the Houston Texans IT department at (832-667-2130) the week prior to the game. The Texans press box offers complimentary wireless Internet. If you have any questions on game day, see Schmitz at his post in the press box, located on the third level behind **Brett Maikowski** and **Amy Palcic**.

POSTGAME INTERVIEWS AND LOCKER ROOM ACCESS

Members of the media needing to conduct postgame interviews will be given access to the Texans and visiting interview rooms after the game, as well as the home and visiting locker rooms. **NO STILL PHOTOGRAPHERS OR AUTOGRAPHS ARE ALLOWED IN THE TEXANS LOCKER ROOM.** With six minutes remaining in the game, take the media elevator to the field level. Videographers without field access will be in the team auditorium for the duration of the game. **Bill O'Brien's** post-game interview session with the media will begin approximately 10 minutes following the conclusion of the game and will be held in the Texans Team Auditorium (white arrow). Electronic media covering the press conference are asked to use the multibox to ease congestion at the podium. Both team locker rooms will be open to press bearing the proper credentials following the NFL-mandated 10-minute cooling-off period. The visiting head coach will be available in the visitor's interview room across from the visiting locker room.

To reach either locker room from the press box, simply take the elevator to the service level and follow proper direction arrows on the ground:

Blue - Texans locker room

Red - Visitors locker room

White - Texans postgame press conference

PRESS BOX

The press box phone numbers are (832) 667-2831 (home PR) and (832) 667-2814 (visiting PR).

PHOTOGRAPHERS

Photographers who are credentialed on a season-long basis for sideline access will be required to wear a photo vest. Sideline access for NFL games is limited to photographers on assignment for recognized or sports publications. No one except network television personnel and authorized game personnel will be admitted to the field without a camera. All field photographers must remain outside the bench areas and outside the yellow border surrounding the playing field.

MEDIA WORKROOM

The media workroom is located on the service level at NRG Stadium across from the Texans locker room. The room is available to working media throughout the week. Phones, Texans information, NFL news releases and other information are available. Wireless service will be available in the media workroom.

INTERVIEW REQUESTS

All interview requests for Houston Texans executives, coaches, and players should go through the Texans communications department. Please give at least 48 hours for your request.

For Texans players and assistant coaches, please send your request to **Brett Maikowski** (email: brett.maikowski@houstontexans.com; phone: (832) 667-2037) or **Omar Majzoub** (email: omar.majzoub@houstontexans.com; phone: (832) 667-2241).

Requests for Bob McNair, Rick Smith, Bill O'Brien and J.J. Watt should be sent to the attention of **Amy Palcic**. Her email address is amy.palcic@houstontexans.com and phone number is (832) 667-2220.

O'Brien's Monday news conference is held in the media workroom. He also speaks with the Texans' media on Wednesday through Friday in the media workroom (times will be emailed out at the beginning of each week).

HOUSTON TEXANS MEDIA POLICY

OPEN LOCKER ROOM PERIODS

The Texans will have open locker room periods on Wednesday, Thursday and Friday.

Special requests can be fulfilled on Monday or Tuesday, but it should be cleared with a member of the Texans communications department. You should give at least a week's notice for special arrangements on Monday and Tuesday. Everyone in the locker room must dress professionally and have a job function. The Texans communications department can remove any member of the media from the locker room for improper dress or unprofessional behavior.

CONFERENCE CALLS

The Texans communications staff will record and transcribe all visiting team conference calls. These transcripts will be emailed out and posted on the Houston Texans media website at <http://media.houstontexans.com>. Conference calls take place on Wednesday in the media workroom. Weekly updates of conference call participants and times will appear on the Houston Texans media website at <http://media.houstontexans.com>.

PRACTICE REGULATIONS

Texans locker room and practices will be open to the media during the week as specified. We will provide a specific time during practice for shooting video.

PRESS RELEASES

The Texans' weekly press releases, as well as other news and information on the club, can be accessed on the team's official website at <http://www.houstontexans.com> or in the media section at <http://media.houstontexans.com>. Members of the media can also access league information from the NFL's media site at <http://www.nflcommunications.com>. The NFL's official web site address is <http://www.NFL.com>.

PARKING DURING THE WEEK

Parking for covering Texans weekly press conferences, open locker room or for access to the media workroom, use the Day Lot, located on the southeast corner of Kirby and Westridge. While covering practice, park in the Teal Lot on the northeast corner of Kirby and Murworth.

LIVE SHOTS

MONDAY-FRIDAY

Live shots on NRG Park property must be set up through the Texans communications department in conjunction with SMG. Please contact **Omar Majzoub** at omar.majzoub@houstontexans.com or (832)-667-2241 before setting up a live shot. Locations will be set up through the communications department. Please give the Texans at least 12 hours advance notice to ensure proper set up.

GAMEDAY

NFL network television partners and Texans media partners will be given priority for live shots at NRG Stadium. Television stations are allowed to shoot live at NRG Stadium until one hour before kickoff. Permission from the Texans communications department is required at least 48 hours before the game in order to shoot live.

NFL network television partners and Texans media partners are the only broadcast entities permitted to shoot live from inside NRG Stadium in the hour following the conclusion of the game. All other entities are not permitted to shoot live, transmit taped interviews for live broadcast or transmit live programming from inside NRG Stadium until one hour after the conclusion of the game.

Live shots and live streaming for transmission are **NOT PERMITTED** from the Texans postgame locker room for any entity.

HOUSTON TEXANS MEDIA SERVICES

HOUSTON TEXANS MEDIA WEBSITE

To access the Houston Texans media website, go to <http://media.houstontexans.com>. The section contains all Texans press materials, historical information, updated team statistics, media guides and credential information. Applications are being accepted for training camp, season or individual game credentials.

To apply for game credentials, please submit your request on the website the Tuesday before a Texans home game by 5 p.m. CT.

Fans can access coverage on <http://www.HoustonTexans.com> throughout the season on Texans TV. The Texans broadcast live streaming video of press conferences, as well as game highlights, interviews, in-depth team features, community recaps, NFL Network footage and much more.

HOUSTON TEXANS MEDIA GUIDE & GAME RELEASES

The complete 2016 Houston Texans Media Guide is available online at <http://Texans.1stRoundMediaGroup.com>.

Player bios and the Houston Texans record books are updated weekly during the season and are electronically distributed to media, as well as made available online at the Houston Texans media website.

The online version has been improved and is available in PDF format, allowing media to print, copy and paste information in an easier fashion. Player bios will be updated following each game, as will the roster, history and records sections. PDF versions of the media guide are available online as well.

HOUSTON TEXANS MEDIA SERVICES

HOUSTON TEXANS FTP & SHARE SITE

The Texans launched a new version of the FTP site in 2016 and will upload B-roll and clips of video interviews on a consistent basis. If you would like to be added to the email list, members of which receive emails whenever new content is uploaded, please contact Communications Coordinator **Omar Majzoub** at omar.majzoub@houstontexans.com.

TEXANS PR ON TWITTER

For up-to-the-second news, press releases, transcripts, game information, bios, notes and a variety of other information on the Houston Texans, follow the Texans PR Department on Twitter: [@TexansPR](https://twitter.com/TexansPR).

TRANSCRIPTS

The Texans communications staff sends out transcripts of press conferences, open locker room interviews, and postgame interviews during the season. To be added to the Texans email list, please contact Communications Coordinator **Omar Majzoub** at omar.majzoub@houstontexans.com. All transcripts will also be posted on the Houston Texans media website at <http://media.houstontexans.com>.

HOUSTON TEXANS COMMUNICATIONS STAFF



Amy Palcic
Senior Director of
Communications



Brett Maikowski
Communications
Manager



Omar Majzoub
Communications
Coordinator



Allie LeClair
Corporate Communications
Coordinator



Nathan Edwards
Communications Intern



Katie Karsh
Corporate Communications
Intern

CONTACTING THE TEXANS COMMUNICATIONS STAFF

Staff Member	Email	Office Phone
Amy Palcic	amy.palcic@houstontexans.com	832-667-2220
Brett Maikowski	brett.maikowski@houstontexans.com	832-667-2037
Omar Majzoub	omar.majzoub@houstontexans.com	832-667-2241
Allie LeClair	allie.leclair@houstontexans.com	832-667-2050
Nathan Edwards	nathan.edwards@houstontexans.com	832-667-2282
Katie Karsh	katie.karsh@houstontexans.com	832-667-2085

Texans on Twitter: [@TexansPR](https://twitter.com/TexansPR)

Texans Media Site: <http://media.houstontexans.com>

Texans FTP Site: ftp1.houstontexans.com

Texans Media Guide & Game Releases: <http://Texans.1stRoundMediaGroup.com>

HOUSTON TEXANS STAFF DIRECTORY

FOUNDER, CHAIRMAN AND CEO	Robert C. McNair
VICE CHAIRMAN AND COO	D. Cal McNair
EXECUTIVE VP OF FOOTBALL OPS & GENERAL MANAGER ..	Rick Smith
HEAD COACH	Bill O'Brien
PRESIDENT	Jamey Rootes
Limited Partner	Kirbyjon H. Caldwell
Limited Partner	Mary Anne Dingus
Limited Partner	Charles W. Duncan III
Limited Partner	Harry Gee, Jr.
Limited Partner	E. Javier Loya
Limited Partner	Kay M. Onstead
Limited Partner	Gary R. Petersen
Limited Partner	Fayez Sarofim
Limited Partner	Joseph W. Sutton

EXECUTIVE MANAGEMENT

President & CEO of The McNair Group, CFO of the Texans ..	Scott Schwinger
Executive Vice President, General Counsel and CAO	Suzie Thomas
Senior Vice President, Ticketing and Event Services	John Schriever
Vice President, Marketing & Community Development ..	Jennifer Dabkowski
Vice President, Corporate Development	Greg Grissom
Vice President and Chief Accounting Officer	Marilan Logan
Vice President, Football Administration	Chris Olsen
Vice President, Information Technology	Jeff Schmitz
Vice President, Broadcasting	Marc Vandermeer
Vice President, Finance	Greg Watson
Vice President, Football Operations	Doug West

EXECUTIVE ASSISTANTS

Executive Assistant to Robert C. McNair	Georgie Jozwiak
Executive Assistant to Bill O'Brien	Christine Laur
Executive Assistant to Rick Smith	Rita Daniels
Executive Assistant to Jamey Rootes	Bonny Marshall
Executive Assistant to Scott Schwinger	Janet Spaulding
Executive Assistant to Suzie Thomas & Office Services Administrator ...	Sue Anna O'Hara
Executive Assistant, Chairman's Office	Susie Galvan
Executive Assistant to Chris Olsen & Doug West	Eva Graham
Executive Assistant to Marilan Logan	Cheryl Moffett

PLAYER PERSONNEL

Director of Player Personnel	Brian Gaine
Assistant Director of Pro Personnel	Larry Wright
Director of College Scouting	Jon Carr
National Scout	Rob Kiesel
National Scout	Mike Martin
College Scout	Ryan Cavanaugh
College Scout	Frantzy Jourdain
College Scout	Mozique McCurtis
College Scout	Nathan Trott
College Scout	Seth Turner
College Scouting Coordinator	Matthew Jansen
Pro Scout	Tolu Lasaki
Player Personnel Scout	Chris Blanco
Administrative Assistant, Pro Personnel	Amber Davies
Administrative Assistant, College Scouting	Haley Kovar

COACHING

Defensive Coordinator	Romeo Crennel
Offensive Coordinator	George Godsey
Special Teams Coordinator	Larry Izzo
Director of Football Research	Jim Bernhardt
Defensive Assistant	Shane Bowen
Secondary	John Butler
Assistant Special Teams	Doug Colman
Offensive Line	Mike Devlin
Offensive Quality Control / Assistant Offensive Line	Tim Kelly
Defensive Quality Control	Will Lawing
Running Backs	Charles London
Assistant Secondary	Anthony Midget
Offensive Assistant	Pat O'Hara
Tight Ends	John Perry
Wide Receivers	Sean Ryan
Linebackers	Mike Vrabel
Defensive Line	Anthony Weaver
Head Strength and Conditioning	Craig Fitzgerald
Assistant Strength and Conditioning	Brian Bell
Assistant Strength and Conditioning	Ian Jones

MEDICAL

Director of Sports Medicine/Head Athletic Trainer	Geoff Kaplan
Rehabilitation Coordinator/Assistant Athletic Trainer	Roland Ramirez
Assistant Athletic Trainer	Travis Turner
Assistant Athletic Trainer	Jeremy Baxter
Director of Sports Science	Erik Korem
Sports Performance Coordinator and Nutritionist	Steve Smith
Team Medical Director & Head Team Orthopedist	Dr. Walter Lowe
Team Orthopedist	Dr. Steven Flores
Team Orthopedist	Dr. Thomas Hunt
Team Orthopedist	Dr. David Lintner
Team Orthopedist	Dr. Mark Prasarn
Team Orthopedist	Dr. Kevin Varner
Team Internist	Dr. James Muntz
Team Radiologist	Dr. Manickam Kumaravel
Team Emergency Physician	Dr. Michael Chang
Team Emergency Physician	Dr. William Spangler
Team Dentist	Dr. Tom O'Brien
Team Chiropractor	Dr. Dana Harper
Team Active Release Therapy & Graston Provider	Dr. Chris Sanders
Team Massage Therapist	Joni Honn
Team Ophthalmologist	Dr. Mitchell Weikert / Baylor College of Medicine

FOOTBALL OPERATIONS

Director of Football Operations	Jason Lowrey
Football Operations Manager	Khalil Reed
Director of Security	Emmett Baylor III
Director of Player Engagement	Sean Washington
Team Pastor	Greg Tyler
Director of Football Information Systems	Russell Joyner
Football Administration Coordinator	Kevin Krajcovic
Football Applications Programmer	Michael Dore

HOUSTON TEXANS STAFF DIRECTORY

EQUIPMENT SERVICES

Director of Equipment Services Mike Parson
Equipment Services Coordinator Ryan Gowens
Equipment Services Assistant Kyle Kamau

VIDEO OPERATIONS

Director of Video Operations Tim Brog
Assistant Director of Video Operations Dustin Kadri
Video Operations Assistant Ty Lynch

COMMUNICATIONS

Senior Director of Communications Amy Palcic
Communications Manager Brett Maikowski
Communications Coordinator Omar Majzoub
Corporate Communications Coordinator Allie LeClair

SALES AND MARKETING

Director of Partnership Marketing Austen Smith
Director of Corporate Development Jerry Angel
Director of Corporate Development Glen Oskin
Director of Cheerleader Programs & Coach Alto Gary
Senior Community Development Manager Adrienne Saxe
Senior Marketing Manager Jackie Maldonado
Senior Marketing Manager Daniel Velasco
Partnership Marketing Event Manager Disney Harris
Partnership Marketing Manager Lacey Berlau
Partnership Marketing Manager Alex Comerota
Corporate Development Manager Brian Peden
Corporate Development Manager Jenna Quinn
Community Relations Manager Kandyace Mayberry
Foundation Manager Emily Bruss
Partnership Marketing Media Specialist Lelia Vacek
Senior Graphic Designer Ciara Macaulay
Partnership Marketing Coordinator Chris Boulware
Corporate Development Coordinator Sharon Boschi
Community Relations Coordinator Morgan Kleinschmidt
Mascot Program Coordinator Andrew Johnson
Graphic Designer Lauren McCoy
Marketing Coordinator Torrie Hardcastle
Marketing Coordinator Chris Kerford
Marketing Coordinator Brett Stewart
Partnership Marketing Representative Colby Riggle

BROADCASTING / DIGITAL MEDIA

Senior Director of Digital Media Eric SanInocencio
Texans TV Host & Senior Integrated Media Manager ... Drew Dougherty
Texans Insider & Integrated Media Manager Deepi Sidhu
Integrated Media Manager John Harris
Digital Media Manager Jay McDevitt
Videographer & Producer Joe Amaral
Integrated Media Coordinator Jesse Clark
Digital Video Coordinator Katelyn Mouser
Executive Producer, Director of Video Production Gavin Gehrt
Senior Motion Graphic Designer, Broadcast Producer Josh Hubel
Motion Graphics Designer and Editor Kenneth Perkins

TICKETING AND EVENT MANAGEMENT

Senior Director of Ticket Sales and Market Analytics Derek Beeman
Senior Director of Premium Seating Brian Varnadoe
Director of Fan Relations and Event Services Holly Schweitzer
Director of Ticket Services Trey Young
Director of Event Logistics and Operations Ted Dickerson
Director of Luxury Suite Services Shari Rainey
CRM Systems and Marketing Analytics Manager Fara Yoder
Premium Seating Services Manager Jessica Schneider
Event Operations Manager Cody Disbennet
Senior Account Executive, Suite Sales Stephen Friedlander
Account Executive, Suite Sales Kristen Grimes
Account Executive, Suite Sales Josh Randall
Customer Service Representative Rick Bornhauser
Club Seat Coordinator Chandler Carlson
Event Services Coordinator Karissa Hudik
Ticket Services and Operations Coordinator Kathryn Iribarren
Ticket Operations and Distribution Coordinator Matt McKee
Senior Account Executive, Ticket Sales Warren Caguioa
Senior Account Executive, Ticket Sales Cody Vanghel
Senior Account Executive, Ticket Sales Cameron Walker

ACCOUNTING

Vice President and Controller Jan Kelly
Vice President and Assistant Treasurer Jon Southern
Controller Tamala Croasmun
Senior Payroll Manager Lisa Ruiz
Accounting Manager Jeremy Shrum
Senior Accountant Cassandra Andrews
Senior Accountant Kayla Mauch
Senior Accountant Kris Jackson
Staff Accountant Emily James
Payroll Accountant Shelby Vogt
General Accountant Gladys Hernandez

LEGAL

Associate General Counsel and Senior Director Greg Kondritz

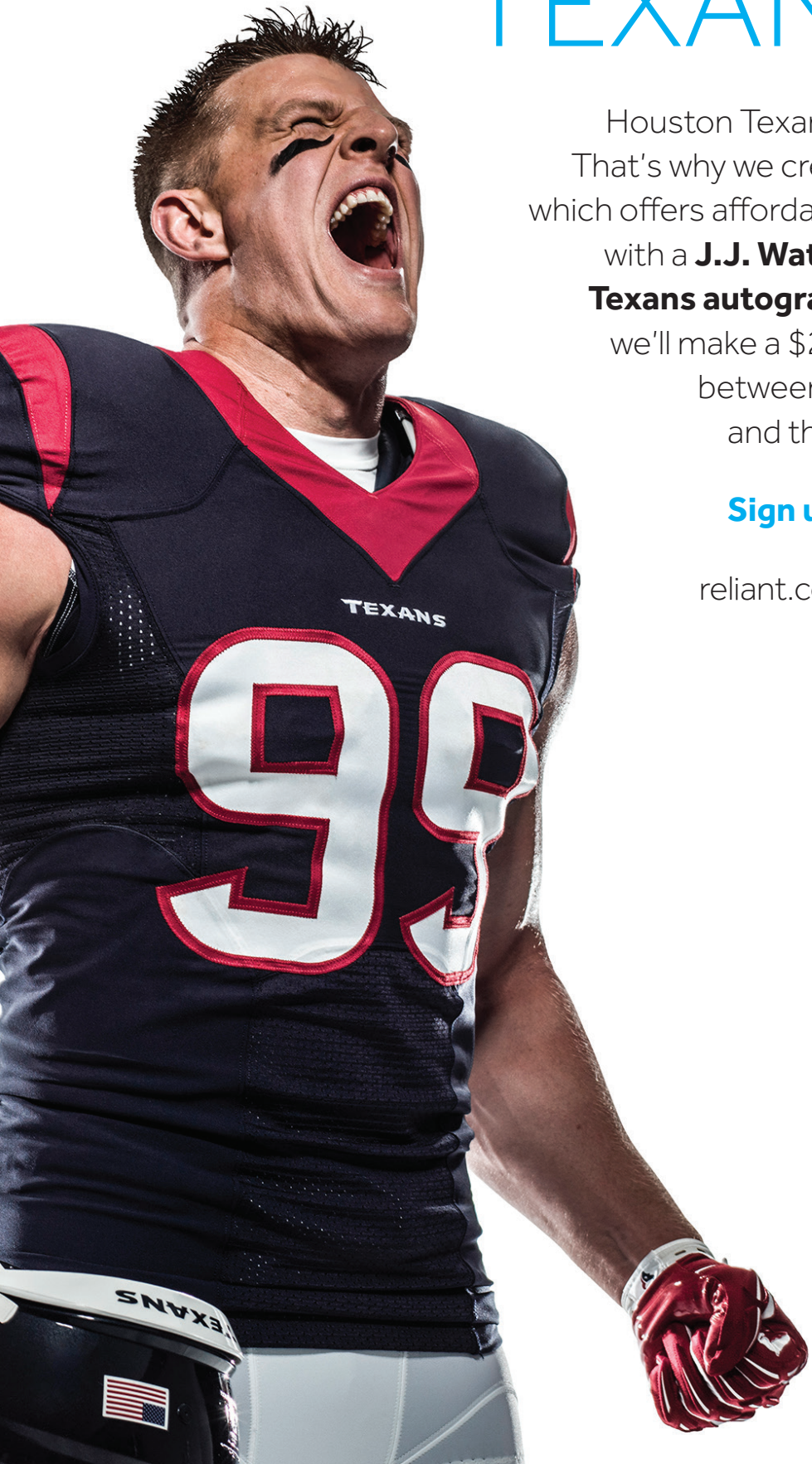
INFORMATION TECHNOLOGY

Director of Business Information Systems John Sifri
System Engineer Leo Scott
Information Technology Developer Faisal Lodhi
Network Security Engineer Arron Webb
Help Desk Manager Anthony Shade
Information Technology Support Analyst Derek Mauney
Information Technology Support Analyst Bobby Rawlinson

ADMINISTRATIVE

Senior Director of Human Resources Glenda Morrison
Senior Employee Benefits Manager Connie Alvarez
Human Resources Manager Trang Do
Payroll and HRIS Specialist Ivory Youngblood
Senior Human Resources Coordinator Jamie Sheringo
Human Resources Coordinator Emily Othold
Office Services Supervisor Marvin Dave
Office Services Coordinator Jeremy Jones
Receptionist Wahneta Mitchell
Team Travel Consultant, Carlson Wagonlit Travel Carol Adatto Nelson

THE RELIANT TEXANS PLAN



Houston Texans' fans are totally one of a kind. That's why we created this **Reliant Texans plan**, which offers affordable electricity and rewards fans with a **J.J. Watt jersey, plus a VIP invite to a Texans autograph session**. Sign up today and we'll make a \$25 donation on your behalf split between the Justin J. Watt Foundation and the Houston Texans Foundation.

Sign up for the Reliant Texans plan.

reliant.com/texansplan | 1.866.RELIANT



reliant[®]
an NRG company

Official Energy Provider

Rules and conditions apply.
See reliant.com/texansplan for details.
Reliant is a registered service mark of
Reliant Energy Retail Holdings, LLC. Reliant Energy
Retail Services, LLC (PUCT Certificate #10007).
© 2016 Reliant Energy Retail Holdings, LLC.
All rights reserved. 471774





nrg stadium

WE ARE TEXANS

WE ARE TEXANS

EXECUTIVE
MANAGEMENT

— IN MEMORY OF —
PHILIP BURGUIÈRES
1943 – 2016



Texans limited partner and former Vice Chairman Philip Burguières was a key contributor to the birth of the franchise. He served as chairman and chief executive officer of Weatherford International, Panhandle Eastern Corporation and Cameron Iron Works, Inc., and served as a director of other energy companies and various medical-related boards. Burguières joined Bob McNair in the late 90s in the quest to bring the NFL back to Houston.

He was highly instrumental in helping put the front office and business team together. He also led the effort in assembling a dynamic group of limited partners.

Upon his passing in June, McNair said “Philip was a long-time friend of mine and a mentor to many. He will be greatly missed.”



ROBERT C. McNAIR

FOUNDER, CHAIRMAN AND CHIEF EXECUTIVE OFFICER

Robert C. McNair, a leading businessman, sportsman and philanthropist in Houston, Texas for more than 50 years is the founder, chairman and chief executive officer of the Houston Texans NFL team. McNair is perhaps best known in the business community as the Founder of

Cogen Technologies, which became the largest privately-owned cogeneration company in the world, with an aggregate capacity of 1,400 megawatts. In 1999, he sold the company while retaining ownership of power plants in New York and West Virginia.

McNair serves as chairman of The McNair Group, headquartered in Houston, where he oversees an investment portfolio that includes interests in two cogeneration plants in the eastern United States. He owns Palmetto Partners, Ltd. and RCM Financial Services, L.P., private investment entities that manage the McNairs' private and public equity investments. In 1997, McNair was inducted into the Texas Business Hall of Fame and in 2010, the Houston Hall of Fame.

Committed to bringing a National Football League team to Houston, McNair formed Houston NFL Holdings in 1998. On October 5, 1999, the NFL awarded him the 32nd NFL franchise, returning professional football to the city of Houston in 2002. McNair's influence and leadership also brought two Super Bowls to Houston's NRG Stadium: Super Bowl XXXVIII in 2004 and Super Bowl LI, to be played in February of 2017.

In 2011, McNair's Houston Texans won their first AFC South title. In 2012, they gave Houston its first NFL playoff game in nearly 18 years after a 31-10 win against Cincinnati in the Wild Card round on January 7, 2012. The Texans then claimed their second consecutive AFC South title in 2012 and finished the regular season 12-4, matching the most regular-season wins in the city of Houston's NFL history. McNair hired Bill O'Brien as the third head coach of the franchise in January 2014, ushering in a new era of Texans football following a disappointing 2013 season. In 2015, the Texans reclaimed their AFC South Division Championship after decisively beating the Jacksonville Jaguars 30-6.

McNair is actively involved in NFL affairs serving as chairman of the Finance Committee and is a member of the Audit and the Los Angeles Opportunities Committees.

As Founder and Chairman Emeritus of the AdvoCare V100 Texas Bowl, McNair revived Houston's collegiate bowl game on December 28, 2006. The game now features teams from the Big 12 and SEC conferences, and attracts approximately 58,000 fans each year to NRG Stadium - the sixth-best among non-college football playoff bowls. In 2006, McNair selected The DePelchin Children's Center as the bowl game's charitable beneficiary. DePelchin has since received more than \$700,000 in financial support and over \$11 million in promotional value from the Texas Bowl partnership.

Stonerside Stable, a major thoroughbred horse farm in Kentucky, is also among McNair's successes. A 1,947-acre thoroughbred horse farm and racing stable, Stonerside was home to more than 275 racehorses, broodmares, yearlings and weanlings. From its inception in 1994, Stonerside won 72 Graded Stakes races including Grade I wins in the Belmont, Breeders' Cup Mile, the Travers, the Haskell, the Hollywood Gold Cup, the Cigar Mile, the Carter, the Swaps, the Wood Memorial, the Matriarch and the Oak Leaf Stakes. Stonerside has also finished second and third in the Kentucky Derby and was the co-breeder of Fusaichi Pegasus, winner of the Derby in 2000. Stonerside has

bred the winners of over \$50 million, including the 2008 Breeders' Cup Classic winner Raven's Pass and 2008 Champion American Juvenile colt Midshipman, the winner of the Breeders' Cup Juvenile. Stonerside was named Breeder of the Year in 2007 and 2008 by Kentucky horsemen.

McNair served on the boards of the Breeders' Cup and Thoroughbred Owners and Breeders Association and was awarded the Allan Bogan Memorial Award for outstanding services to the Texas Thoroughbred Association. McNair is a member of the prestigious Jockey Club, which governs the sport of thoroughbred racing. In October 2008, McNair sold Stonerside Farm and Racing Stable.

McNair is the Chairman of The Robert and Janice McNair Foundation and the Houston Texans Foundation headquartered in Houston, Texas, and the Robert and Janice McNair Educational Foundation located in Forest City, N.C. For over 20 years, the McNairs have given generously to a wide array of charitable, scientific, literary, educational and religious organizations including the Baylor College of Medicine's MD/PhD Program, and scholarship initiatives at the University of South Carolina, Columbia College, Rice University, Austin College, Virginia Tech and Houston Community College.

The McNairs' passion for education includes the Houston Independent School District's Fine Arts Program, Project GRAD Houston, Teach For America, the Neuhaus Education Center, and the Houston-area charter schools initiative. At Rice University, they endowed the Robert and Janice McNair Public Policy Chair at the James A. Baker III Institute for Public Policy; a position held by the institute's founding director, Ambassador Edward P. Djerejian. The McNairs' love of community is evident throughout the city of Houston and includes the Houston Zoo's McNair Asian Elephant Habitat, the jogging trail at Discovery Green, the San Jacinto Girl Scouts Equestrian Center, the McNair Cub Scout Adventure World, the United Way Computer Training Center and McNair Hall and McNair Plaza at Houston Baptist University. They have also sponsored community outreach programs for the Houston Symphony, Houston Grand Opera, Houston Museum of Fine Arts and Young Audiences of Houston. In addition, Bob McNair was a founding member of the Cotswold Project, a revitalization project in downtown Houston.

In 2007, the McNairs turned their philanthropic focus to medical research with a transformational gift to the Baylor College of Medicine in Houston, which established the McNair Medical Institute funding the McNair Scholars Program. The McNair Scholars Program recruits world-class physicians and scientists in the fields of Type 1 diabetes, breast and pancreatic cancer and the neurosciences. Additional McNair research scholars have also been established at MD Anderson, The Menninger Clinic, Texas Children's Hospital and the Texas Heart Institute.

In 2013 and 2014, the McNairs provided major gifts to Houston's AD Players Theater, Houston's United Way 2-1-1 Capital Campaign, the Star of Hope *Family Place*, Houston Parks Bayou Greenways 2020, and the Houston Zoo's Phase II African Forest campaign. Honoring the fruits of American entrepreneurship, in 2015 the McNairs established McNair Centers for Entrepreneurism and Free Enterprise at the Rice University James A. Baker III Institute for Public Policy, the University of St. Thomas - Houston, the University of South Carolina, Columbia College in Columbia, North Carolina, and Northwood University in Midland, Michigan. In 2016, they established the McNair Center for Entrepreneurism and Free Enterprise at Houston Baptist University.

Robert and Janice McNair's philanthropic leadership has been recognized

ROBERT C. McNAIR

far and wide. In 2003, the Association of Fundraising Professionals honored their namesake foundation, The Robert and Janice McNair Foundation, with their 2003 Outstanding Philanthropic Foundation Award. In November 2004, the Houston Independent School District followed with their Hall of Fame Award, and in 2008, Young Audiences of Houston bestowed their Houston Community Arts Partner Leadership Award. In 2012, the Neuhaus Education Center applauded the Foundation for 15 years of loyal support, and in May it was recognized at the Mayor's Literacy Leadership Breakfast. In 2013, during their "Hats in the Park" luncheon, the Hermann Park Conservancy honored the Foundation for supporting Centennial Gardens.

Bob McNair has been the recipient of numerous awards including the Anti-Defamation League's Torch of Liberty Award, Northwood University's Outstanding Business Leader Award, the Association for Private Enterprise Education's Herman W. Lay Memorial Award, the Houston Chapter of the National Football Foundation's Distinguished American Award, the Houston Rotary Club's Distinguished Citizen Award, The South Main Center Association's City Builder Award, the Houston Advertising Federation's Annual Trailblazer Award (for significantly enhancing the overall image of Houston both locally and globally), the Sam Houston Area Council of the Boy Scouts of America Distinguished Citizen Award, The Texas Heart Institute's Denton A. Cooley Leadership Award, the Freedoms Foundation at Valley Forge National Award for Outstanding Patriotism, Responsible Citizenship and Community Involvement, and the Fellowship of Christian Athletes President and Mrs. George H. W. Bush Community Impact Award.

In June 2005, Rice University's board of trustees named their 167,000-square-foot Jesse H. Jones Graduate School of Management, "The Janice and Robert McNair Hall." In October 2007, the Baylor College of Medicine presented their first Pink Ribbon Hero Award for Ambassadorship to the McNairs for their support of past Pink Ribbon Houses and for their commitment to fight cancer. In April 2009, the KIPP Academy honored the McNairs for their devotion in supporting the education of inner city and underprivileged youth. In May 2009, Bob McNair was named "Entrepreneur of the Decade" by the Houston Technology Center. In November, he was awarded the James A. Baker III Prize for Excellence in Leadership, an honor that recognizes nationally and internationally renowned leaders for excellence in public service and civic life. That December, McNair received the inaugural Rotary Lombardi Humanitarian Award, followed by the Houston Independent School District presenting him with their Encore for Excellence Award. In April 2010, the DePelchin Children's Center presented Bob and Janice McNair with their Kezia DePelchin Award in honor of their long-standing support of the DePelchin Center.

In May 2010, Bob McNair was inducted into the South Carolina Athletic Hall of Fame, and in November, the Association of Fundraising Professionals presented Bob and Janice McNair with their Maurice Hirsch Award for Philanthropy, the highest recognition given to an individual or family for exceptional generosity and outstanding civic and charitable responsibility. In 2012, Rice University again honored the McNairs during the 10th anniversary of McNair Hall, and in 2013, they were the recipients of the Texas Association of Partners in Education Award for the Texas Outstanding Sports Partnership.

In 2014, the McNairs received UNICEF's inaugural Margaret Alkek Williams Humanitarian Award, and Houston Baptist University's Spirit of Excellence Award. They were honored by the Houston Zoo at their annual gala and by the Souper Bowl of Caring during their annual recognition luncheon. In 2011, Bob McNair was honored by the Junior Achievement of Southeast Texas as a

Class of 2011 Laureate, and the JA Hall of Achievement. In September 2011, Texas Children's Cancer Center honored the McNairs as their 2011 Community Champions. In April 2012, the Escape Family Resource Center honored them as headliners for their annual Celebrity Serve benefit.

Bob McNair was selected as one of Texas Medical Center's 2013 Men of Distinction, and Bob and Janice McNair were Honorary Co-Chairs for Impact a Hero's 2013 Gala. They have chaired the American Cancer Society's Hope Lodge Houston campaign, and were honored as Community Partner Honorees, along with the Houston Texans, at the Houston Symphony's Centennial Opening Night in September 2013. In November 2013, the McNairs were selected by the DePelchin Center to serve as Honorary Event Chairs at their Children's Center Gala. In February 2014, Bob and Janice McNair received the Houston Community College's Crystal Eagle Award. In November 2015, MD Anderson and NBC's Tom Brokaw honored Bob McNair as an MD Anderson Living Legend. In March of 2016, Texas Children's Hospital announced Janice and Bob McNair as Honorary Chairs of their Promise Campaign.

Bob McNair is a current or past member of the Board of Trustees for numerous institutions including Rice University, Baylor College of Medicine, the Texas Heart Institute, Houston Grand Opera, the Museum of Fine Arts – Houston, the Greater Houston Partnership, the Greater Houston Convention and Visitors Bureau, the Free Enterprise Institute, the Sigma Chi Foundation, the Federal Reserve Banks of Dallas and Houston, and the Young Presidents' and World Presidents' Organizations.

Bob McNair was born in Tampa, Fla. He and his wife, Janice Suber McNair, have been residents of Houston since 1960. McNair graduated from the University of South Carolina in Columbia, S.C. in 1958 with a Bachelor of Science degree. In 1999, Mr. McNair received an Honorary Doctor of Humane Letters degree from the University of South Carolina. In 2010, he received an Honorary Doctor of Humanities in Medicine from Baylor College of Medicine. Janice McNair graduated from Columbia College in Columbia, S.C. in 1959. In 2015, she received an Honorary Doctor of Humanities from Columbia College.



D. CAL McNAIR

VICE CHAIRMAN AND CHIEF OPERATING OFFICER

D. Cal McNair was named vice chairman of the Houston Texans in January 2008 and assumed the additional role of chief operating officer in April 2012. He has been a limited partner of the Texans since 2001. McNair also serves as the

vice chairman of Palmetto Partners, Ltd., the private equity investing arm of The McNair Group.

McNair, who has been actively involved with the football operations of the Texans franchise since its inception, attends NFL meetings as part of team management and serves on the NFL Investment Committee. He has been part of the Texans' search committee in several key hires throughout franchise history, including current Head Coach Bill O'Brien in 2014, Executive Vice President of Football Operations and General Manager Rick Smith in 2006, former Head Coach Gary Kubiak in 2006 and former Defensive Coordinator Wade Phillips in 2011.

Those hires have paid dividends for the Texans, with O'Brien leading the team to a 9-7 record in his first year as the franchise's head coach in 2014. Houston's seven-win improvement under O'Brien in 2014 led the NFL and made the Texans the sixth team since 1978 to post a winning season following a season in which it won two-or-less games. O'Brien also finished second in the Associated Press NFL Coach of the Year voting in 2014.

In 2015, Houston clinched its third AFC South Division title in franchise history and first since 2012. The division title marked the team's third in the last five years, which ranks tied for fourth in the NFL during that span. The Texans also became the only NFL team since 1950 to make the playoffs with four different starting quarterbacks winning a game during the regular season and had a defense that finished third in the NFL in total yards (310.2) and passing yards (210.4) allowed per game.

After getting hired in 2006, Smith and Kubiak worked together to build the franchise's first two AFC South championship teams in 2011 and 2012. The hiring of Phillips, who was named the 2011 PFW/PFWA Assistant Coach of the Year, helped bring about the third-largest defensive turnaround in modern NFL history from 2010-11 and played a major role in the franchise's first-ever playoff berth.


Prior to 2001, McNair worked at Cogen Technologies for 11 years. In 1987, he was hired as one of the company's first employees. After beginning his tenure with Cogen, McNair helped oversee the construction of several major power plants in the eastern United States, managing those assets in the areas of financial analysis and project management.

McNair is a member of the board of trustees of The Robert and Janice McNair Foundation, as well as the Robert and Janice McNair Educational Foundation. He is a director and vice president of the Houston Texans Foundation, a member of the United Way's prestigious Alexis de Tocqueville Society and a current or past member of the Amegy Bank Advisory Board, The University of Texas Chancellor's Council, The Council of Overseers at Rice University's Jones Graduate School of Business, Houston Zoo Board, the Fort Worth Zoo Board and the All Saints Episcopal School Board in Fort Worth.

McNair attended the University of Texas at Austin, where he was a four-year member of the Longhorn football team. He earned a Master of Business Administration degree from the Rice University Jesse H. Jones Graduate School of Management.

Born in Houston, McNair attended Cypress-Fairbanks High School. McNair has six children. He resides in Houston with his wife, Hannah.

TEXANS LIMITED PARTNERS



Kirbyjon H. Caldwell
Senior Pastor
Windsor Village United
Methodist Church



Mary Anne Dingus
Chairman
Dingus Investments



Charles W. Duncan III
President
Duncan Interests



Harry Gee, Jr.
Principal Law Offices of Harry
Gee and Associates, PLLC,
Board Certified Immigration &
Nationality Law



E. Javier Loya
Chairman and CEO
OTC Global Holdings



Kay M. Onstead
President
Onstead Holdings, LLC



Gary R. Petersen
Partner
EnCap Investments, L.P.



Fayez Sarofim
*President and
Chairman of the Board*
Fayez Sarofim & Co.



Joseph W. Sutton
Chairman and CEO
Sutton Ventures Group,
LLC



RICK SMITH

EXECUTIVE VICE PRESIDENT OF FOOTBALL OPERATIONS AND GENERAL MANAGER

Rick Smith oversees all football-related operations and the player acquisition process as Houston Texans Executive Vice President of Football Operations and General Manager. Smith is in his 11th season as General Manager and sixth as

Executive Vice President of Football Operations.

Named general manager by owner Bob McNair on June 5, 2006, Smith's appointment made him the youngest general manager in the NFL at 36. Since then, Smith has assembled and led a football operations staff that prides itself on providing players and coaches with the tools needed for success on and off the field.

Smith's leadership, vision and success have garnered recognition by the league. NFL Commissioner Roger Goodell appointed Smith to the NFL's prestigious Competition Committee on Dec. 5, 2008. His peers honored him with the Tank Younger Award in 2008, presented annually by the Fritz Pollard Alliance for outstanding work in an NFL front office. Smith was an original member of the General Managers Advisory Committee, which provides advice and other feedback to the NFL Football Operations department on the integrity of the game, expansion of technology and other ways to improve the league.

In 2015, Houston clinched its third AFC South Division title in franchise history and first since 2012. The division title marked the team's third in the last five years, which ranks tied for fourth in the NFL during that span. The Texans also became the only NFL team since 1950 to make the playoffs with four different starting quarterbacks winning a game during the regular season and had a defense that finished third in the NFL in total yards (310.2) and passing yards (210.4) allowed per game, while setting the franchise single-season records for sacks (45.0) and third down percentage (28.5). That percentage led the NFL in 2015 and was the lowest single-season mark by any NFL team since the 2003 Tennessee Titans (27.7).

From day one, Smith and his staff rolled up their sleeves and scoured the free agent, draft and trade markets for players who would thrive with the Texans, solely focused on transforming their 2-14 team in 2005 into a perennial contender. The transformation culminated in back-to-back AFC South crowns and the franchise's first two playoff berths in 2011 and 2012.

Smith and his staff have been able to adapt and find the right personnel to fit changing schemes and coaching staffs throughout his tenure. He was faced with both heading into the 2014 season following a disappointing 2013 season. However, the Texans posted the greatest single-season turnaround in franchise history and became the sixth team in the last 36 years to post a winning record of 9-7 after having two wins or less the previous season.

Houston also forced a franchise-record 34 turnovers in 2014 and became the third team in the last 20 years to lead the NFL in take-aways after finishing last the year before. On offense, the Texans' 135.1 rushing yards per game ranked fifth in the NFL and was the second-highest mark in franchise history.

This past spring, in his 10th draft with the Texans and third with Head Coach Bill O'Brien, Smith selected six players who fit the credo he established when he arrived in Houston, "We're looking for tough, smart, physical players with high character who are competitive and passionate about football."

The Texans traded up one spot in the first round to select Notre Dame WR Will Fuller (21st overall). In the second round, Houston moved up another two spots to select C Nick Martin (50th overall), also from Notre Dame. In the third round, the Texans took Ohio State WR Braxton Miller with the 85th overall pick. San Jose State RB Tyler Ervin was the Texans selection in the fourth round (119th overall). Houston closed out the draft with two fifth-round picks, West Virginia S K.J. Dillon (159th overall) and Clemson NT D.J. Reader (166th overall).

Collectively, the Texans' current roster, all acquired by Smith, has earned 24 Pro Bowl selections, 22 first- or second-team Associated Press All-Pro distinctions, three Defensive Player of the Year awards and one Defensive Rookie of the Year award.

The Texans have been particularly successful drafting in the first round of the NFL Draft under Smith. Houston is the only team in the NFL with every first-rounder since 2008 still on its roster and all but one of Smith's first-round draft picks played in every game as a rookie.

Seven of Smith's nine first-round selections have started 10-or-more games as a rookie with the franchise. Five have started every game as a rookie: LT Duane Brown (2008), ILB Brian Cushing (2009), CB Kareem Jackson (2010), DE J.J. Watt (2011) and WR DeAndre Hopkins (2013).

Watt, the 11th overall pick in 2011, has already tied an NFL record with three Defensive Player of the Year awards (2012, 2014 and 2015) and became the first player in NFL history to have 20.0-or-more sacks in separate seasons. Cushing was selected 15th overall in 2009 and went on to be named the AP Defensive Rookie of the



Houston is the only team in the NFL with every first-rounder since 2008 still on its roster and all but one of Smith's first-round draft picks played in every game as a rookie.

RICK SMITH

Year and earn second-team All-Pro honors in 2011. Brown (26th overall in 2009) has been widely considered one of the best left tackles in the NFL and is the first lineman in franchise history to earn All-Pro recognition, doing so in 2011 and 2012. Hopkins, who was taken 27th in 2013, has the most catches (239) in NFL history for a player age 23 or younger and is the second player under the age of 24 to have 3,500 career receiving yards (Randy Moss).

Unrestricted free agents have also thrived in Houston on Smith's watch. CB Johnathan Joseph, who helped turn the Texans' defense around after signing from Cincinnati in 2011, has been to the Pro Bowl twice since joining the Texans. Former DE Antonio Smith signed with Houston in 2009 and set career highs in sacks in 2011 and 2012, earning a trip to the Pro Bowl following the 2011 season. Former G Wade Smith signed with the Texans in 2010 from Kansas City and made the first Pro Bowl of his career in 2012, his 10th season.

Smith also orchestrated the trades that brought quarterback Matt Schaub from Atlanta in 2007 and center Chris Myers from Denver in 2008. Both players earned multiple Pro Bowl berths with the franchise. Additionally, the Texans have executed 15 draft-day trades in the last 10 years under Smith.

Smith places a premium on college free agents. The most well-known college free agent success story in Texans history is former RB Arian Foster. Undrafted out of Tennessee in 2009, Foster signed with Houston and spent most of his rookie season on the practice squad. Foster started 2010 with a 231-yard effort against Indianapolis and went on to have the best season ever by an undrafted running back, winning the 2010 rushing title, All-Pro honors and the first of three consecutive Pro Bowl nods. He rose from practice squad player to one of the most complete backs in the NFL and the franchise's all-time leading rusher with 6,472 yards (2009-15).

In 2012, the Texans won their second consecutive AFC South Division crown and set a franchise mark with a 12-4 record. Houston advanced to the Divisional round of the playoffs in 2011 and 2012, compiling a 22-10 regular season record that tied for the second-best mark in the AFC. Smith's tenure in Houston began with a 6-10 record, followed by a pair of 8-8 records in 2007 and 2008. In 2009, the Texans posted the first winning season in franchise history, narrowly missing the playoffs at 9-7 and followed that season up by going 6-10 in 2010.

Smith has found a way to consistently strengthen Houston's roster and is continuing to build upon a foundation of talent and depth with the cornerstones of scrupulous evaluation, opportunistic free agency signings, smart trades and a methodical draft strategy.

The 2011 campaign tested these principles unlike any other year. The Texans faced a drastically shortened 2011 offseason, a complete defensive scheme change, and a glut of injured starters, including season-ending injuries to Schaub, QB Matt Leinart and Pro Bowl DE Mario Williams. In addition, All-Pro WR Andre Johnson missed more than half the season due to injury.

Smith's principles and commitment to the Texans' player acquisition strategy withstood the storm. The Texans managed to go 10-6 in 2011, win the AFC South and secure a playoff berth for the first

time in franchise history. Most notable was the play of former fifth-round draft pick QB T.J. Yates. Yates was pressed into action as a rookie following the losses of Schaub and Leinart and became the first rookie quarterback to orchestrate comeback wins in his first two starts since 1968, including Houston's playoff-clinching victory at Cincinnati in Week 13.

The Texans finished 2011 with the NFL's second-ranked defense, a dramatic improvement over the unit that ranked 30th in the NFL in 2010. Houston's 912-yard improvement was the third-greatest leap for a defense from one year to the next since 1970. On offense, Houston set a franchise rushing record for the second straight season and ranked second in the NFL with 153.0 rushing yards per game.

In Smith's former role leading the Denver Broncos pro personnel department, the franchise posted the league's fifth-best regular-season record from 2000-05, going 61-35 (.635). The 61 wins were the most of any AFC West team during that span, 10 more than the next closest team, Kansas City. Denver was one of only four teams in the NFL to reach the playoffs each season from 2003-05.

Before moving into the front office, Smith spent four years as the Broncos' assistant defensive backs coach and earned two Super Bowl rings while helping guide a unit that consistently ranked as one of the league's best. The team won more games from 1996-98 (46) than any club during that three-year period.

Smith joined the Broncos on April 3, 1996, following a two-year stint as defensive backs coach at his alma mater, Purdue University. He spent a short time at TCU prior to joining the Broncos.

A 1992 graduate of Purdue, Smith began his coaching career as a graduate assistant with the Boilermakers, serving as the school's assistant strength and conditioning coordinator. After serving as the team's graduate assistant tight ends coach for one season, Smith was hired as the secondary coach, becoming the youngest full-time position coach in the Big Ten Conference at the time at the age of 24. In 2012, Smith was honored by his alma mater with the Distinguished Alumnus Award.

Smith started at strong safety and was a defensive captain for Purdue as a senior in 1991. A native of Petersburg, Va., he attended Meadowdale High School in Dayton, Ohio. Smith is also a member of the Fellowship of Christian Athletes.

Smith supports several schools in the community, including The Awty International School and The Regis School of the Sacred Heart, and serves on the Board of Directors for Pro-Vision Academy, a charter school that provides young people in the greater Houston area with academic, social and economic opportunities in hopes of inspiring purpose and optimism. He and his wife, Tiffany, co-chaired the charter school's first Cornerstone Luncheon in May 2014, helping raise more than \$300,000 at the event. The Smith Family also gives time and resources to many other local charities throughout Houston, including the Linda Lorelle Scholarship Fund, Susie Bean Gives, the United Way and the Children's Museum of Houston.

Rick and Tiffany Smith live in Houston with their sons, Robert LaMar and Christian LaMar, and daughter, Avery Jordan.



JAMEY ROOTES

PRESIDENT

Jamey Rootes serves as president of the Houston Texans and is responsible for all business functions of the club. Under Rootes' leadership, the Texans have earned many distinctions, including numerous "Crystal Awards" for marketing excellence. J.D. Power & Associates recognized the team for providing the best fan experience in the NFL and even featured the Texans as a service success story in their book entitled "Satisfaction." The Texans were also recognized with Sports Business Journal's PRISM Award, which is given annually to the top major professional sports team based on business excellence criteria. In 2015, the Texans extended their sell-out streak to 143 consecutive home games, a Houston NFL record and a testament to the quality of service and entertainment provided by the organization on game day. As a result, the Texans have consistently been recognized as one of the most valuable professional sports franchises both in the NFL and globally, as measured by a variety of business publications. In 2013, 2014 and 2015, the Texans were recognized by the Houston Chronicle as one of "Houston's Top Workplaces".

Rootes was selected twice by SportsBusiness Journal as a member of its distinguished "Forty Under 40" list of leading sports executives. In 2014, Rootes was named a finalist for Executive of the Year by the Stadium Business Awards. Rootes maintains an active role in the community and is currently serving as the Chair of the Greater Houston Partnership. He also serves on a number of boards, including the United Way and the Greater Houston Convention and Visitors Bureau. He also oversees the activities of the Houston Texans Foundation, which donated over \$1.5 million in 2015 to benefit youth and families in the Houston area. Since inception, the Texans have helped raise well over \$25 million through annual fundraising events, disaster response programs, the team's United Way campaign and partnerships with non-profit organizations on game day.

Prior to joining the Texans, Rootes helped to launch Major League Soccer as president and general manager of the Columbus Crew. During his tenure, the Crew was consistently among the league's strongest teams both on and off the field, and Rootes was recognized as Executive of the Year in 1996 and Marketing Executive of the Year in 1999. Rootes helped lead the construction of Crew Stadium in 1999, which was the first stadium of its type in the United States. This facility earned distinction as America's Foremost Sports Facility of the Year and led to the development of numerous soccer-specific stadiums across the United States over the past decade, including BBVA Compass Stadium in Houston.

A native of Stone Mountain, Ga., Rootes graduated Cum Laude from Clemson University's Calhoun Honors College. While attending Clemson, Rootes was a member of the Tigers' soccer team that captured two NCAA titles and he served as Student Body President. While earning a Master of Business Administration (MBA) with honors at Indiana University, he served as an assistant soccer coach for the Hoosiers. Rootes previously held positions at IBM and Procter & Gamble before entering sports. He lives in West University with his wife, Melissa, and their children, Chris and Caroline.



SCOTT SCHWINGER

PRESIDENT/CEO OF THE MCNAIR GROUP, CFO OF THE TEXANS

Scott Schwinger serves as President and CEO of The McNair Group and as Chief Financial Officer for the Texans.

For the past 22 years, Schwinger has held positions with various companies owned, directly or indirectly, by Robert C. McNair including President of Palmetto Partners Ltd., RCM Financial Services, L.P., and Vice President of Cogen Technologies. In April 2010, he was named the CEO of The McNair Group. In his role, he oversees the investment and management activities for The McNair Group of companies which include portfolios of

public and private equities and certain operating companies.

Schwinger oversees a staff of more than 40 and is responsible for the management of all McNair Group companies. His duties include investment management, deal structuring, financial reporting, budgeting, treasury, risk management, management information systems and all debt and equity financings. Specific areas of investment focus include real estate, energy, healthcare and financial services.

He provided the financial analysis support beginning in 1998 to bring professional football back to Houston. Schwinger also served on the Houston Super Bowl XXXVIII Host Committee, Inc. Since the award of the team in 1999, Schwinger has successfully coordinated and structured debt financings totaling \$675 million, one of the largest and most successful series of financings to date for a professional sports team.

Schwinger earned a Bachelor of Arts in mathematics from Vanderbilt University and a Master of Business Administration from the University of Texas at Austin. In the community, he serves on the boards of the Make-A-Wish Foundation and The Endowment Fund. He is also a member of the Young Presidents Organization. He and his wife, Becca, both native Houstonians, are the parents of sons, Corbin and Charley, and daughter, Cara.

EXECUTIVE MANAGEMENT



SUZIE THOMAS

EXECUTIVE VICE PRESIDENT, GENERAL COUNSEL AND CHIEF ADMINISTRATIVE OFFICER

Suzie Thomas joined the Houston Texans and The McNair Group in March 2000. She oversees the legal, human resources and business administration functions for both groups and holds positions with various other entities in The McNair Group.

Thomas previously served as general counsel and vice president of human resources of Corporate Brand Foods America, Inc., a meat processing business that was subsequently purchased by Tyson Foods. Prior to CBFA, Thomas spent 16 years at Weatherford International, Inc., an international energy service and manufacturing company, the last 12 years as senior vice president and general counsel. She started her legal career as an associate attorney at Baker Botts L.L.P. in Houston.

Thomas earned her law degree from the University of Houston's Bates College of Law and her undergraduate degree in Spanish from the University of Texas. She is a member of the State Bar of Texas and also serves on the Board of Directors of Child Advocates, Inc.

Thomas resides in Houston.



JOHN SCHRIEVER

SENIOR VICE PRESIDENT, TICKETING AND EVENT SERVICES

John Schriever is in his 17th year with the Texans and his 32nd in the professional sports industry. Schriever has been part of the sales and service of more than 41 million tickets to sporting events during his career. He started with the Texans in July 2000 as director of ticket operations and was promoted to vice president, ticketing and event management in July 2003, and senior vice president, ticketing and event services in June 2011. Schriever oversees all aspects of ticketing and event services for the Texans and Lone Star Sports and Entertainment.

Schriever began his sports business career with the Texas Rangers Baseball Club in 1984 as a season ticket sales intern. He became a full-time staff member in the spring of 1985 and was promoted to director of ticket operations prior to the 1989 season. The Rangers underwent a variety of changes during Schriever's 12-year tenure with the franchise: the team was purchased by an ownership group headed by George W. Bush, acquired pitcher Nolan Ryan, closed Arlington Stadium, opened The Ballpark in Arlington and hosted the 1995 Major League Baseball All-Star Game.

During the summer of 1996, Schriever worked with the Atlanta Committee for the Olympic Games at the Summer Olympics. He worked in ticketing as a customer service manager at Fulton County Stadium and Olympic Stadium.

Following the Olympic Games, Schriever joined the Texas Motor Speedway in Ft. Worth as director of tickets. He was part of the management staff that opened the Speedway in the spring of 1997 to a debut crowd of more than 200,000 for its inaugural Winston Cup race.

Schriever is a graduate of Stephen F. Austin State University, where he earned a degree in business management. He and his wife, Dana, have two children, Nicholas, who attends the University of Texas, and Sarah, who attends Texas A&M University.

EXECUTIVE MANAGEMENT



JENNIFER DABKOWSKI

VICE PRESIDENT, MARKETING AND COMMUNITY DEVELOPMENT

Jennifer Davenport Dabkowski joined the Houston Texans in December 2010. As vice president of marketing and community development, Dabkowski administers and monitors usage of the Texans brand and all related advertising, creative and design work. She also oversees all gameday entertainment, community development, the Houston Texans Foundation, youth football initiatives, targeted fan development, merchandise sales and regional brand growth, including broadcast partnerships.

Since joining the Texans, Dabkowski has helped the organization earn the AMA Crystal Award for Best Special Event Marketing (2016), AMA Crystal Award for Best Social Responsibility Campaign (2015), AMA Houston Marketer of the Year (2014), and more.

Dabkowski came to the Texans from the NBA's Houston Rockets and Toyota Center, where she served as marketing manager from May 2006 to November 2010. With the Rockets, Dabkowski oversaw advertising, grassroots promotions, fan development and non-sports publicity, as well as all aspects of marketing for third party events and concerts at Toyota Center. Prior to her time with the Rockets, Dabkowski was the marketing director for 96.7 KISS FM (KHFI) and AM 1300 The Zone (KVET AM) at Clear Channel Radio in Austin, Texas.

Dabkowski is also a member of the YMCA of Greater Houston Board of Directors, a lead executive for the Super Bowl LI Host Committee, a graduate of the Center for Houston's Future Leadership Forum, and a member of the Discovery Green Conservancy Marketing Committee. She is also a founding board member of Houston's Women In Sports and Events (WISE) chapter.

A native of Crosby, Texas, Dabkowski graduated from Stephen F. Austin State University. She resides in Houston with her husband, John Dabkowski.



GREG GRISSOM

VICE PRESIDENT, CORPORATE DEVELOPMENT

Greg Grissom was named Houston Texans Vice President, Corporate Development in April 2012 but has been a part of the team's business operations staff since the inaugural 2002 season. He first joined the Texans as a corporate sales manager before being promoted to director of corporate development in 2006, and senior director of corporate development in May 2011.

Grissom oversees the Texans' corporate partnerships, sales of all related media properties and partnership marketing services. Since 2012, the Texans franchise has seen landmark expansion from HoustonTexans.com to Texans Radio and Texans TV digital platforms, creating a wealth of new opportunities for sponsors and fans of the team.

He has over two decades of experience in sports sponsorship sales, planning, execution and event marketing. Before joining the Texans, Grissom worked for Enron Corp. as a sports marketing specialist and spent more than four years with the Houston Astros as an account services manager and later as the club's promotions coordinator.

Grissom represents the Texans on the Board of Directors of the Houston Food Bank. A native of Austin, he attended Baylor University. He lives in Houston with his wife, Jamie, and their daughter, Campbell, and son, Sam.



MARILAN LOGAN

VICE PRESIDENT AND CHIEF ACCOUNTING OFFICER

Marilan Logan is in her 17th year with the Houston Texans and serves as the franchise's vice president and chief accounting officer, managing all aspects of financial matters for the Texans and Lone Star Sports & Entertainment organizations. Logan joined the Texans as the team's controller in February 2000 and was promoted to vice president and controller in April 2007 before assuming her current position in September 2011.

Logan came to the Texans after serving as controller/treasurer for the Houston Aeros Hockey Club, Aerodromes Ice Rinks, and the Houston Aeros Foundation for two seasons.

Prior to joining the Houston Aeros, Logan was the controller for the Houston Oilers (now Tennessee Titans) from 1978-97. Her responsibilities included accounting for player contracts, maintaining the club's financial records and aiding club management with special projects. Prior to the Oilers, she was a cost accounting specialist for Reed Tool Company.

Marilan and her husband, Rick, have a daughter, Sandy; two sons, Jeff and Roy; and two grandsons, Kyle and Todd. The couple resides in Humble.

EXECUTIVE MANAGEMENT



CHRIS OLSEN

VICE PRESIDENT, FOOTBALL ADMINISTRATION

Chris Olsen is in his 10th season with the Texans and seventh as the team's vice president of football administration. Olsen's primary responsibility with the Texans is to work closely with Executive Vice President of Football Operations and General Manager Rick Smith on negotiating player contracts and managing the salary cap.

Prior to joining the Texans' staff, Olsen spent 13 years working at the National Football League office in New York. Olsen served as the Manager of Labor Operations with the NFL Management Council from 1999-2006. He was responsible for reviewing and analyzing player contracts to ensure teams were in compliance with the Collective Bargaining Agreement (CBA) and salary cap, and also provided assistance to club executives pertaining to player-related areas of the CBA. He also served as a League liaison to the NFL Players Association regarding player contract matters, while working as a national game representative and instant replay communicator.

Olsen began his tenure with the NFL in 1994 as an analyst in the player personnel department. He was promoted to coordinator in 1998 and became responsible for all facets of the player petition process on special eligibility for the NFL Draft (underclassman prospects), including coordinating player evaluations for the College Advisory Committee. He produced annual reports for the Competition Committee and reviewed player contracts to ensure their compliance with the NFL's Constitution and By-Laws.

Olsen began working in professional sports during his senior year in college with the Springfield Indians Hockey Club of the AHL in 1989-90, where he served as a public relations/marketing intern. After spending a brief time working for Ark-Asset Management Company, a financial services firm in New York City, he continued his sports career in 1992 while in graduate school by serving as a public relations/marketing intern for the Hartford Whalers of the NHL. Prior to joining the NFL, he worked for the New Jersey State Golf Association.

Olsen is a native of Little Silver, N.J. He earned his degree in business administration from Western New England University in 1990 and earned a master's degree in sports management from Springfield College in 1997. Olsen and his wife, Kim, reside in Houston.



JEFF SCHMITZ

VICE PRESIDENT, INFORMATION TECHNOLOGY

Jeff Schmitz is entering his 15th season with the Texans. Schmitz was promoted to vice president of information technology in 2013 after serving as senior director and director of information technology from 2008-12.

Schmitz, who joined the McNair group in March 1997, held positions in the treasury and accounting departments before moving into the IT department as manager of information technology in 2001.

Schmitz is responsible for leading all facets of technology for the Houston Texans and The McNair Group, including infrastructure, information systems, development, information security and support. During his tenure,

Schmitz led teams responsible for stadium infrastructure design, data center design, voice and data service, unified communication, information security, compliance and software implementations.

Schmitz earned a Bachelor of Business Administration in accounting from Pittsburg State University in Kansas. He lives in Missouri City with his wife, Leslie, and their daughters, Courtney and Hannah.

EXECUTIVE MANAGEMENT



MARC VANDERMEER

VICE PRESIDENT, BROADCASTING & PLAY-BY-PLAY VOICE

Marc Vandermeer has been a team fixture since it began play in 2002, calling every snap the Houston Texans have ever taken as the team's play-by-play announcer. Vandermeer officially joined the Texans as the director of radio broadcasting in June 2012 and was promoted to senior director of broadcasting in June 2013 before being named vice president of broadcasting in 2016.

In his role, Vandermeer serves as the "Voice of the Texans" and oversees the programs and content on HoustonTexans.com, Texans Radio on the flagship station KILT SportsRadio 610 AM and Texans television programming on ABC-13/KTRK and Fox Sports Southwest. Since the Texans began play, Vandermeer is the only current team employee to attend every single game in franchise history. Vandermeer was also co-host of the morning drive show for SportsRadio 610 until May 2012.

Vandermeer came to the Texans following a successful three-year run as the play-by-play voice for the Miami Hurricanes on 560 WQAM. He called the action for the Miami Hurricanes' football and baseball national championship teams in 2001, hosted the athletic program's weekly show, Hurricane Hotline, and filled in on the WQAM Morning Show.

From 1995-99, Vandermeer was the play-by-play voice for the UMass Minutemen and served as the UMass Radio Network Director for WHMP AM/FM. He was promoted to station manager his final year with WHMP.

Vandermeer has called NCAA Basketball Tournament games for Westwood One Radio and was the play-by-play voice for Central Michigan University from 1992-95. He also serves on the Junior Achievement Board of Directors.

The Boston University alumnus and his wife, Corinne, have two sons, 10-year old Luke, and Liam, who was born in January of 2013.



GREG WATSON

VICE PRESIDENT, FINANCE

Greg Watson joined The McNair Group and the Houston Texans in November 1999 after working as an international finance associate in the energy industry. In his current position as vice president of finance, Watson is involved in all aspects of the team's debt and equity financing activities, long-range financial forecasting and special project analyses.

His other responsibilities include all aspects of deal execution for The McNair Group private equity investments.

Watson earned his Bachelor of Arts in political science from Vanderbilt University and his MBA with a focus on finance and entrepreneurship from the University of Texas. He and his wife, Cathy, both native Houstonians, live in Houston with their children, Claire, William and Gardner.



DOUG WEST

VICE PRESIDENT, FOOTBALL OPERATIONS

Doug West is in his 21st season in the NFL and his 10th with the Texans. West was named vice president of football operations in April 2014.

West, who previously served as director of football operations starting in September 2010, oversees team travel, training camp and game day operations, which include all aspects dealing directly on the field with the game, Texans and the visiting team.

On game day, West is responsible for overseeing the sideline communication equipment as well as instant replay equipment. He serves as the team liaison with the NFL, the officials and the visiting team; he also handles catering in all Texans areas.

West oversees the team practice facility and Texans areas in NRG Stadium, including scheduling, cleaning and maintenance. He is responsible for maintaining the day-to-day football operations budget as well as planning for future large expenditures and projects.

West joined the Texans as football operations manager in August 2007, overseeing team travel planning and lodging throughout the year. Prior to joining the Texans, West worked with Reebok as an NFL glove and footwear specialist, beginning in 2004. From 1993-2003, West was the head equipment manager for the Denver Broncos, where he worked with Executive Vice President of Football Operations and General Manager Rick Smith.

West was the head equipment manager from 1988-90 at the University of Northern Colorado before taking on the same role for the Birmingham Fire of the World League of American Football from 1991-92 under Head Coach Chan Gailey.

West earned a bachelor's degree in social sciences from Colorado State in 1988, where he was a student equipment manager for the football team for three years. He has three sons, Gunnar, Griffin and Graham, and a stepdaughter, Grace. He and his wife, Stacy, reside in Houston.



nr^g stadium

WE ARE TEXANS

WE ARE TEXANS

COACHING
STAFF



BILL O'BRIEN

HEAD COACH

3RD SEASON WITH TEXANS / 8TH NFL SEASON

In his first two seasons as head coach (2014-15), Bill O'Brien led the Houston Texans to consecutive 9-7 records and an AFC South Division Championship in 2015, the team's first since 2012. O'Brien's 18 career victories are the most by any head coach in franchise history through their first two years.

In 2015, Houston became the only NFL team since 1950 to make the playoffs with four different starting quarterbacks winning a game during the regular season. QB Brian Hoyer led the way with a 5-4 record in nine starts and set single-season career highs in passer rating (91.4), completion percentage (60.7) and passing touchdowns (19).

Under O'Brien, WR DeAndre Hopkins became the third-youngest player in NFL history to reach 200 receptions and 3,000 receiving yards for his career. In 2015, he earned his first trip to the Pro Bowl after posting career highs with 111 receptions for 1,521 yards and a franchise-record 11 receiving touchdowns. His receiving totals ranked among the best in the NFL, as he finished third in catches and yards and tied for seventh in touchdowns.

On the ground, the Texans averaged 108.2 rushing yards per game for the season and 135.1 yards over the final seven weeks. After RB Arian Foster was placed on Injured Reserve on Oct. 27, RB Alfred Blue stepped in to lead the team with a career-high 698 rushing yards, to go along with three 100-yard rushing games.

The Texans received strong contributions from their defense again in 2015 after finishing third in the NFL in total yards (310.2) and passing yards (210.4) allowed per game, fifth in opponent completion percentage (59.0) and seventh in points allowed per game (19.6). Houston set franchise single-season records for sacks (45.0) and opponent third down percentage (28.5%), which was also the lowest mark by any NFL team since the 2003 Tennessee Titans (27.7%). The Texans allowed six points or less five times in 2015, which led the NFL and tied for the most such games in a season since the 1991 New Orleans Saints (six). DE J.J. Watt won his third Associated Press NFL Defensive Player of the Year award after leading the league with 17.5 sacks, 50 quarterback hits and 29 tackles for loss.

O'Brien led the Texans to a 9-7 record in his first year as the franchise's head coach in 2014. Houston's seven-win improvement from 2013 led the NFL and made the Texans the sixth team since 1978 to post a winning season following a season in which it won two or less games. The Texans just missed the playoffs as the last team out in the AFC and O'Brien finished second in NFL AP Coach of the Year voting to Arizona Cardinals Head Coach Bruce Arians.

O'Brien earned his first victory as head coach of the Texans with a 17-6 season-opening win against Washington at NRG Stadium, ending Houston's 14-game losing streak in the process. Houston went 5-2 following an open date in Week 10, with three different starting quarterbacks leading the Texans to wins down the stretch. The Texans also led the NFL in takeaways with a franchise-record 34 and became just the third team in the last 20 years to lead the league in takeaways after finishing last the year before.

On offense, the Texans ran the ball a league-high 51.9 percent of the time and posted an AFC-best eight individual 100-yard rushing performances in 2014. Houston's 135.1 yards rushing per game ranked fifth in the NFL and was the second-highest mark in franchise history. Foster, who earned his fourth Pro Bowl honor, eclipsed the 100-yard mark in seven of the 13 games he played in as he rushed for 1,246 yards and scored 13 total touchdowns.

Due to injuries, quarterbacks Ryan Fitzpatrick, Ryan Mallett and Case Keenum each started at least two games under center for the Texans and combined to lead the team to wins in five of the last seven games. Hopkins had a breakout season, setting then-career highs with 76 receptions for 1,210 yards and six touchdowns in O'Brien's system.

O'Brien was named the third head coach in Texans franchise history on Jan. 3, 2014. He brought 21 years of collegiate and NFL coaching experience to the Bayou City, along with a tireless work ethic, relentless tenacity, exceptional football acumen and a well-earned reputation for succeeding against all odds.

The former Penn State head coach and New England Patriots offensive coordinator has ascended steadily throughout his coaching career, capitalizing on every earned opportunity at each successive stop with the same drive that brought him to Houston. Prior to joining the Texans, O'Brien spent two years leading Penn State through one of the greatest periods of strife any major college program has endured, garnering national and conference coach-of-the-year awards in the process. In the five years prior to his tenure at Penn State, O'Brien helped lead the New England Patriots to a pair of Super Bowl berths, first as an offensive assistant in 2007 and then again in 2011 as offensive coordinator.

The Brown University alum took on one of the tallest tasks in college football history when he was named head coach at Penn State on Jan. 6, 2012. In addition to replacing Joe Paterno, the all-time winningest head coach in NCAA Football Bowl Division history, O'Brien had to guide PSU through heavy scholarship reductions, a four-year postseason ban, an open transfer policy and the public aftermath of a devastating scandal that threatened the football program's storied existence.

Odds of success were low, by all counts. O'Brien defied them.

Penn State won eight of its final 10 games to finish the 2012 season with an 8-4 record. O'Brien, who also served as offensive coordinator for the Nittany Lions, was named the Bear Bryant,



O'Brien led the Texans to an AFC South Division Championship in 2015, the team's first since 2012.

COACHING STAFF

BILL O'BRIEN

Maxwell Football Club and ESPN National Coach of the Year after winning more games than any other first-year head coach in the program's previous 125 seasons. He was also named the Big Ten Conference's Dave McClain Coach of the Year by media and the Hayes-Schembechler Coach of the Year by coaches.

O'Brien directed a fast-paced unit in 2012 that averaged 437.0 yards per game in conference play to lead the Big Ten. His offense also produced the conference's top rusher (Zach Zwinak), receiver (Allen Robinson) and passer (Matt McGloin). McGloin set nine school records and Robinson set the single-season receptions mark with 77. The Nittany Lions were 7-5 in 2013 and had upset wins against 18th-ranked Michigan and 14th-ranked Wisconsin.

A member of the Patriots' coaching staff from 2007-11, O'Brien rose from offensive assistant to wide receivers coach in 2008 and then quarterbacks coach from 2009-10 prior to being named offensive coordinator/quarterbacks coach in 2011. The Patriots earned the top seed in the AFC with a 13-3 record and advanced to Super Bowl XLVI with O'Brien coordinating the offense in 2011. New England led the AFC in scoring with 32.1 points per game, and was second in the NFL in total offense (428.0 yards per game) and passing (317.8). QB Tom Brady threw for a career-high 5,235 yards (second in NFL) and 39 touchdowns. WR Wes Welker led the NFL with 122 receptions and set a career-high with 1,569 yards. Welker and TE Rob Gronkowski, who set career bests with 90 receptions for 1,327 yards, led the AFC in receiving yardage. Gronkowski also led the NFL with 17 touchdown receptions, a record for an NFL tight end, and was second with 18 overall scores.

In O'Brien's second season as quarterbacks coach with the Patriots in 2010, Brady was selected the first unanimous AP NFL MVP after leading the team to an NFL-best 14-2 mark. Brady led the AFC in attempts (1,668), completions (1,096), touchdown passes (103), interception percentage (1.7) and passer rating (104.0) and ranked second in the conference in passing yards (13,533) while O'Brien was his position coach from 2009-11.

O'Brien began his coaching career at Brown in 1993 as a tight ends coach before serving as inside linebackers coach in 1994. He joined George O'Leary's Georgia Tech staff in 1995 as a graduate assistant, helping the Yellow Jackets to bowl appearances in each of his last six seasons. Working with offensive coordinator Ralph Friedgen, O'Brien coached running backs from 1998-2000 before being promoted to offensive coordinator and quarterbacks coach in 2001 and assistant head coach in 2002.

O'Brien joined Friedgen's staff at Maryland in 2003 as running backs coach. Following two years in College Park, O'Brien served as offensive coordinator and quarterbacks coach at Duke from 2005-06.

Born in Dorchester, Mass., O'Brien grew up in Andover and graduated from St. John's Preparatory School in Danvers. O'Brien went on to play linebacker and defensive end at Brown from 1990-92. He graduated with a double concentration in political science and organizational behavioral management in 1992.

O'Brien and his wife, Colleen, have two sons: Jack, 14, and Michael, 11.

O'BRIEN'S COACHING LEDGER

2014-16	Head Coach	Houston Texans
2012-13	Head Coach	Penn State
2011	Offensive Coordinator/Quarterbacks	New England Patriots
2009-10	Quarterbacks	New England Patriots
2008	Wide Receivers	New England Patriots
2007	Offensive Assistant	New England Patriots
2005-06	Offensive Coordinator/Quarterbacks	Duke
2003-04	Running Backs	Maryland
2002	Assistant Head Coach	Georgia Tech
2001	Offensive Coordinator/Quarterbacks	Georgia Tech
1998-00	Running Backs	Georgia Tech
1995-97	Graduate Assistant	Georgia Tech
1994	Inside Linebackers	Brown
1993	Tight Ends	Brown

O'BRIEN'S YEAR-BY-YEAR NFL COACHING RESULTS

Year	Team	Position	Reg. Season			Postseason		Finish
			W	L	T	W	L	
2007	New England Patriots	Offensive Assistant	16	0	0	2	1	AFC East Champions/Super Bowl
2008	New England Patriots	Wide Receivers	11	5	0	0	0	2nd AFC East
2009	New England Patriots	Quarterbacks	10	6	0	0	1	AFC East Champions/Wild Card
2010	New England Patriots	Quarterbacks	14	2	0	0	1	AFC East Champions/Divisional
2011	New England Patriots	Off. Coord./Quarterbacks	13	3	0	2	1	AFC East Champions/Super Bowl
2014	Houston Texans	Head Coach	9	7	0	0	0	2nd AFC South
2015	Houston Texans	Head Coach	9	7	0	0	1	AFC South Champions/Wild Card
NFL Head Coaching Record:			18	14	0	0	1	



ROMEO CRENNEL

DEFENSIVE COORDINATOR

3RD SEASON WITH TEXANS / 34TH NFL SEASON

Romeo Crennel is in his third season as the defensive coordinator with the Houston Texans. It is Crennel's 34th year coaching in the NFL, including spending

the last 14 seasons as either a head coach or defensive coordinator.

From 2014-15, Crennel's unit ranked fourth in the NFL in points allowed per game (19.4) and fifth in net yards (329.2) and net passing yards (226.8) allowed per game. Houston also ranked first in third down defense (31.3%), third in opponent completion percentage (58.8) and tied for fifth in interceptions (34).

Last season, Houston finished third in the league in net yards (310.2) and net passing yards allowed per game (210.4), fifth in opponent completion percentage (59.0) and seventh in points allowed per game (19.6). The Texans, who won their first AFC South Division Championship since 2012, also set franchise single-season records for sacks (45.0) and third down percentage (28.5). That percentage led the NFL in 2015 and was the lowest single-season mark by any NFL team since the 2003 Tennessee Titans (27.7).

The Texans allowed six points or less five times in 2015, which led the NFL and tied for the most such games in a season since the 1991 New Orleans Saints (six games). On the season, the Texans did not allow the opposing team to score a touchdown in four of their games.

Texans DE J.J. Watt became the second player in NFL history to win Associated Press NFL Defensive Player of the Year in back-to-back years under Crennel in 2015, to go along with being named to the Pro Bowl, AP NFL All-Pro First Team and PFWA All-NFL team. Watt led the NFL in sacks (17.5), tackles for loss (29) and quarterback hits (50) for the second straight year. Watt and OLB Whitney Mercilus (12.0 sacks) combined for the most sacks by any pair of teammates in franchise history (29.5).

Texans ILB Brian Cushing enjoyed one of the best years of his career, totaling 110 tackles, while CB Jonathan Joseph set a career-high with 22 passes defended. The Texans defense also got major contributions from their rookie class with CB Kevin Johnson (nine passes defended) and ILB Benardrick McKinney (58 tackles) playing key roles under Crennel in their first year in the league.

In 2014, the Texans defense made huge improvements and set multiple franchise records. The team posted a 4-1 record after Thanksgiving, leading the league in opponent completion percentage (49.2), third-down defense (22.6%) and rushing touchdowns allowed (0), while allowing 260.1 net yards and 16.2 points per game in that time.

For the season, Houston became just the third team in the last 20 years to lead the league in takeaways, with a franchise-record 34, after finishing last the year before (11 in 2013). The Texans also set a franchise record for points off turnovers and had 11 players record interceptions. They led the NFL with 35 points scored against opposing offenses and set a team record with five defensive touchdowns.

Watt had one of the best seasons ever for a defensive player in 2014 and became the most decorated player in franchise history, earning

All-Pro, Pro Bowl and numerous player of the year honors, including the distinction of being the first-ever unanimous selection as NFL Defensive Player of the Year. Watt recorded five total touchdowns (three on offense), six takeaways, 20.5 sacks, a safety, and league bests of 50 quarterback hits and 29 tackles for loss.


Crennel was named Texans defensive coordinator on Feb. 5, 2014. He brought with him a longstanding track record of success, including appearing in six Super Bowls and winning five of them (New York Giants – XXI and XXV, New England Patriots – XXXVI, XXXVIII and XXXIX). Additionally, he has been a part of 14 playoff seasons with six conference titles and 10 division titles.

Crennel came to Houston following a three-year stint with the Kansas City Chiefs (2010-12) where he served as defensive coordinator (2010-11), interim head coach (2011) and head coach (2012). In that time, his defense ranked 12th overall in the NFL (340.0 net yards per game) and sixth in pass defense (214.0 net yards per game). Under Crennel's guidance in 2012, the Chiefs sent six players to the Pro Bowl, with four of them on the defensive side of the ball. The Chiefs' six Pro Bowlers were the most the team had sent to the annual all-star game since the 2005 season and the four defensive players were the most making the trip since the 1995 season.

Prior to Kansas City, Crennel spent four seasons as head coach of the Cleveland Browns (2005-08) in his second turn with the organization. In 2007, he led Cleveland to a 10-6 record, the club's best mark since finishing 11-5 in 1994. The Browns won a franchise-record seven consecutive home games in 2007 as six players were selected to the Pro Bowl.

From 2001-04, Crennel served as defensive coordinator with the New England Patriots, where he helped the team win three Super Bowl titles. This was his second go-around with the organization and, during his four seasons in New England, the Patriots registered a 48-16 (.750) regular season record and a 9-0 postseason mark. The Patriots registered 89 interceptions during his tenure, the second-highest total over that span behind only Tampa Bay (95). Crennel's defensive unit also returned an NFL-high 14 interceptions for touchdowns from 2001-04.

In 2004, the Patriots defense tied for second in the NFL, allowing only 16.3 points per game. Crennel's unit ranked third with 45.0 sacks, sixth against the run (98.3 yards per game) and ninth in total defense (310.8 net yards per game). The Patriots allowed a mere 45



In Romeo Crennel's first two years (2014-15) with the Texans, Houston led the NFL with a 31.3% opponent third down percentage.

ROMEO CRENNEL

rushing yards in their Super Bowl XXXIX victory versus Philadelphia.

Crennel was named the NFL Assistant Coach of the Year by the Pro Football Writers of America following the 2003 season. He led a Patriots defensive unit that allowed a league-low 14.9 points per game, the best single-season mark in team history. Further, the defense did not allow an opponent to score a touchdown on 62 consecutive possessions over a five-game home span. New England led the NFL with 29 interceptions and six defensive touchdowns in the regular season, as the Patriots marched to an eventual win versus Carolina in Super Bowl XXXVIII.

The Patriots ranked sixth in the NFL in 2001, surrendering just 17.0 points per game. During a five-game winning streak to conclude the regular season, New England allowed only one touchdown and seven field goals. St. Louis averaged an NFL-high 31.4 points per game in 2001, but Crennel's unit limited the Rams to just 17 points in New England's Super Bowl XXXVI victory.

Prior to a one-year stint as Cleveland's defensive coordinator/defensive line coach in 2000, Crennel spent three seasons as the defensive line coach with the New York Jets (1997-99). His defense never allowed more than 20.0 points per game in any of his three seasons with that squad. The Jets ranked second in the NFL by allowing 16.6 points per game in 1998 as New York advanced to the AFC Championship Game for the first time since 1982.

Before joining the Jets, Crennel served as the defensive line coach for four campaigns in New England (1993-96). The Patriots defense allowed 12.8 points per game during the final five contests of the 1996 season, helping to propel the club to a berth in Super Bowl XXXI.

Crennel began his NFL coaching career with a 12-year period with the New York Giants (1981-92), serving as the defensive line coach (1990-92), special teams coach (1983-89) and special teams/defensive assistant coach (1981-82). During his tenure with the Giants, the club qualified for the playoffs six times, claiming wins in Super Bowls XXI and XXV. While with the Giants, Crennel worked with multiple Super Bowl-winning head coaches in Bill Parcells, Bill Belichick and Tom Coughlin.

Crennel began his coaching career as a graduate assistant in 1970 at his alma mater, Western Kentucky, before enjoying a four-season stint (1971-74) as the school's defensive line coach. From there, Crennel began his longtime association with Parcells at Texas Tech (1975-77) where Parcells served as defensive coordinator. He also spent two years at Mississippi (1978-79) coaching the defensive ends. Crennel concluded his collegiate coaching career with a one-year stop at Georgia Tech (1980).

A four-year starter on the defensive line for Western Kentucky, Crennel was elected captain as a senior. A rash of injuries during his senior season forced him to switch to offensive tackle where he earned team MVP honors. He attended Fort Knox High School in Fort Knox, Ky., and Central High School in Amherst, Va. His brother, Carl, entered the NFL as a ninth-round draft choice (209th overall) of Pittsburgh in 1970, playing one season with the Steelers before enjoying an 11-year career in the Canadian Football League. Crennel and his wife Rosemary have three daughters, Lisa Tulley, Tiffany Strokes and Kristine Cullinane. The Crennels have eight grandchildren.

CRENNEL'S COACHING LEDGER

Year	Position	Team
2014-16	Defensive Coordinator	Houston Texans
2012	Head Coach	Kansas City Chiefs
2011	Interim Head Coach/Defensive Coordinator	Kansas City Chiefs
2010	Defensive Coordinator	Kansas City Chiefs
2005-08	Head Coach	Cleveland Browns
2004	Defensive Coordinator	New England Patriots
2002-03	Defensive Coordinator/Defensive Line	New England Patriots
2001	Defensive Coordinator	New England Patriots
2000	Defensive Coordinator/Defensive Line	Cleveland Browns
1997-99	Defensive Line	New York Jets
1993-96	Defensive Line	New England Patriots
1990-92	Defensive Line	New York Giants
1983-89	Special Teams	New York Giants
1981-82	Special Teams/Defensive Assistant	New York Giants
1980	Defensive Line	Georgia Tech
1978-79	Defensive Ends	Mississippi
1975-77	Defensive Assistant	Texas Tech
1971-74	Defensive Line	Western Kentucky
1970	Graduate Assistant	Western Kentucky

COACHING STAFF



GEORGE GODSEY

OFFENSIVE COORDINATOR

3RD SEASON WITH TEXANS / 6TH NFL SEASON

George Godsey is in his second season as offensive coordinator with the Houston Texans after serving as quarterbacks coach in 2014.

In Godsey's first season as offensive coordinator in 2015, Houston won the AFC South Division Championship and became the only NFL team since 1950 to make the playoffs with four different starting quarterbacks winning at least one regular season game. QB Brian Hoyer led the way with a 5-4 record in nine starts and set single-season career highs in passer rating (91.4), completion percentage (60.7) and passing touchdowns (19).

WR DeAndre Hopkins earned his first trip to the Pro Bowl after posting career highs with 111 receptions for 1,521 yards and a franchise-record 11 receiving touchdowns. His receiving totals ranked among the best in the NFL, as he finished third in both catches and yards and tied for seventh in touchdowns. On the ground, the Texans averaged 108.2 rushing yards per game for the season and 135.1 yards over the final seven weeks. After RB Arian Foster was placed on Injured Reserve on Oct. 27, RB Alfred Blue stepped in to lead the team with a career-high 698 rushing yards to go along with three 100-yard rushing games.

In 2014, the Texans put together a late season surge and got consistent play from the quarterback position despite numerous injuries. Ryan Fitzpatrick, Ryan Mallett and Case Keenum each started at least two games under center for Houston and combined to lead the team to wins in five of the last seven games. Additionally, Fitzpatrick posted the highest passer rating in his 11-year career (95.3) in 12 games played under Godsey.

Godsey came to the Texans after three years with the New England Patriots, first as offensive assistant in 2011 and then as tight ends coach for two seasons. In 2011, Godsey coached on the same staff as Texans Head Coach Bill O'Brien who was the Patriots offensive coordinator/quarterbacks coach that season.

In Godsey's first season with the Patriots as offensive assistant in 2011, the team earned the top seed in the AFC with a 13-3 record and advanced to Super Bowl XLVI. New England led the AFC in scoring and ranked third in the NFL with 32.1 points per game. They also ranked second in the NFL in total offense (428.0 yards per game). For two seasons, Godsey guided the tight ends, including Rob Gronkowski who earned a spot in the Pro Bowl following the 2012 season with his team-leading 11 touchdowns in 11 games played. In 2013, Gronkowski, who played just seven games due to injuries, averaged a career-high 84.6 yards per game.

Prior to joining the Patriots, Godsey spent the previous seven seasons (2004-10) at Central Florida under Head Coach George O'Leary, who O'Brien coached with at Georgia Tech from 1995-01.

Godsey was the running backs coach in 2009-10 and the quarterbacks coach from 2005-08 after originally joining the staff as a graduate assistant in 2004. During his tenure at UCF, Godsey and the Knights won two Conference USA titles as well as recording the team's first 11-win season in school history in 2010 and first bowl

victory that season with a 10-6 win over Georgia in the AutoZone Liberty Bowl.

In Godsey's final season as running backs coach at UCF in 2010, the team finished with 36 rushing touchdowns to lead Conference USA. The previous season, the Knights rushed for 20 touchdowns, tying for their second-highest total in a decade at the time, after rushing for eight scores the year before. As quarterbacks coach for UCF, Godsey was pivotal in the development of Kyle Isreal and Steven Moffett, who finished seventh and sixth, respectively, in passing efficiency in school history.

Godsey played quarterback at Georgia Tech from 1998-01, where he first crossed paths with O'Brien, the running backs coach from 1998-00 and offensive coordinator/quarterbacks coach in 2001. Godsey set the school record for career completion percentage (63.3) and ranks second in career passing efficiency rating (143.64). Godsey later went on to play one season in the Arena Football League with the Tampa Bay Storm and was part of the 2003 team that won the Arena Bowl title.

A native of Tampa, Fla., Godsey was born on Jan. 1, 1979 and hails from a strong football family. His father played football for Bear Bryant at Alabama, his older brother played at the Air Force Academy, and his younger brother suited up at both quarterback and tight end for Notre Dame.



In George Godsey's first season as offensive coordinator in 2015, Houston became the only NFL team since 1950 to make the playoffs with four different starting quarterbacks winning at least one regular season game.

GODSEY'S COACHING LEDGER

2015-16	Offensive Coordinator	Houston Texans
2014	Quarterbacks	Houston Texans
2012-13	Tight Ends	New England Patriots
2011	Offensive Assistant	New England Patriots
2009-10	Running Backs	Central Florida
2005-08	Quarterbacks	Central Florida
2004	Graduate Assistant	Central Florida



LARRY IZZO

SPECIAL TEAMS COORDINATOR

1ST SEASON WITH TEXANS / 6TH NFL SEASON

Larry Izzo enters his first season as special teams coordinator for the Houston Texans.

Izzo joins the Texans staff after spending five seasons (2011-15) as the New York Giants assistant special teams coach, where he was a part of the team's Super Bowl XLVI victory. In 2015, the Giants finished second in the Dallas Morning News' annual comprehensive ranking of the league's special teams. The unit ranked fifth in opponent kickoff return average (20.3) and tied for first in field goal percentage (93.8). New York was also seventh in the NFL in punt return average (10.2) and 10th in kickoff return average (24.9).

The Giants' kickoff team allowed an average return of just 18.3 yards in 2014, which ranked second in the NFL, and their opponents' drives following a kickoff started on average at the 20.9-yard line, which was eighth in the NFL.

In 2013, the Giants' kickoff team ranked ninth in the NFL, allowing an average return of 21.8 yards.

In 2012, the special teams made significant contributions to the Giants' winning season and finished seventh in the Dallas Morning News' annual ranking. The Giants led the NFL with five special teams takeaways and their average drive start following a kickoff was at the 25.2-yard line, which led the NFL. The Giants also averaged 26.2 yards-per-kickoff return, which placed them seventh in the NFL. K Lawrence Tynes made 33-of-39 field goal attempts and all 46 of his extra point tries for 145 points, which were both the second-highest totals in Giants history.

In 2011, Izzo's first season with the Giants, he won his fourth Super Bowl ring and first as a coach. He also helped develop a group of rookies who quickly became outstanding special teams players, including Mark Herzlich, Spencer Paysinger, Tyler Sash and Jacquian Williams. The Giants' punt and kickoff coverage teams were solid all season and did not allow a touchdown in 2011.

In his 14-year NFL career (1996-2009), Izzo played for three teams, including the Miami Dolphins (1996-2000), New England Patriots (2001-08) and New York Jets (2009). He was a three-time Super Bowl champion with New England (2001, 2003 and 2004) and a three-time Pro Bowler (2000, 2002 and 2004). He was also credited with 275 special teams tackles in 200 regular season games and 23 more in 21 postseason games. Izzo never played on a team with a losing record and his teams participated in the playoffs nine times, reaching five AFC Championship Games and four Super Bowls. His teammates selected him as a special teams captain nine times, including eight with the Patriots.

Izzo, who is considered one of the best special teams players in NFL history, began his career in 1996 as an undrafted free agent with the Miami Dolphins. He made such a rapid and positive impact that in the preseason, Head Coach Jimmy Johnson said only two players were guaranteed to make the team – future Hall of Fame QB Dan Marino and Izzo. In just his second NFL game, he blocked a Jeff Feagles punt. As a rookie, Izzo played in all 16 games and finished second on the team with 10 special teams tackles. He was

voted the special teams alternate for the AFC Pro Bowl team and was an all-rookie selection by Pro Football Weekly.

Izzo spent the 1997 season on Injured Reserve after tearing an Achilles tendon in training camp. He returned the following year to play 13 games, register 21 special teams tackles and be Miami's recipient of the Ed Block Courage Award. Izzo played in all 16 games – plus his first two postseason games – in 1999, when he led the team with a career-high 33 special teams tackles and was elected the Dolphins' special teams captain. In 2000, his final season in Miami, Izzo earned his first Pro Bowl selection after finishing with a team-high 31 special teams tackles.

In his first season with the Patriots in 2001, Izzo was voted special teams captain for the first of eight consecutive seasons. He led the unit with 22 tackles and helped New England defeat St. Louis in Super Bowl XXXVI. The following year, Izzo was voted to the Pro Bowl for the second time after leading the Patriots with 20 special teams tackles. He was also named AFC Special Teams Player of the Week after collecting six tackles in a game against Kansas City. In 2003 and 2004, Izzo led New England with 31 and 28 special teams tackles, respectively, to help the Patriots win two more Super Bowls. He was a member of the AFC Pro Bowl team in 2004, when he was also an All-Pro selection. Izzo missed only one game from 2000-08 and is a member of the Patriots' All-2000's team.

Izzo joined the Jets prior to the 2009 season. He was credited with 18 special teams tackles before going on Injured Reserve with a neck injury on Dec. 10.

Izzo, who is from Fort Belvoir, Va., was a four-year letterman and three-year starter at Rice University, where he played linebacker and finished fourth in school history with 301 tackles, including a record 46 for losses. As a senior captain, he had 121 tackles and was named a consensus first-team All-Southwest Conference selection. In 2002, Izzo graduated from Rice with a degree in business.

At McCullough High School in Houston, Izzo played safety and running back. The Houston Chronicle named him the two-way player of the year as a senior after he tallied 131 tackles and two interceptions on defense and contributed 1,081 yards rushing on offense.


In 2005, Izzo and Warrick Dunn participated in an NFL-sponsored USO tour to visit troops stationed overseas. They began their trip at Bagram Air Base in Afghanistan, where they helped open the Pat Tillman USO Center, then spent time with troops in Baghdad, Kuwait and Qatar.

The 41-year-old Izzo and his wife, Mara, have a son, Boston.

IZZO'S COACHING LEDGER

2016	Special Teams Coordinator	Houston Texans
2011-15	Assistant Special Teams	New York Giants

COACHING STAFF



JIM BERNHARDT

DIRECTOR OF FOOTBALL RESEARCH

3RD SEASON WITH TEXANS / 3RD NFL SEASON

Jim Bernhardt is in his third season as the Director of Football Research with the Houston Texans. In his position, Bernhardt takes on an advisory role to Head

Coach Bill O'Brien, assisting in all aspects of game preparation, management, and review both on and off the field.

In 2015, the Texans earned their first AFC South Division Championship since 2012 and became the first NFL team since 1950 to earn a trip to the postseason with four different starting quarterbacks winning at least one regular season game.

On defense, the Texans finished third in the NFL in yards allowed per game (310.2), third in pass yards per game (210.4), fifth in opponent completion percentage (59.0) and seventh in points per game (19.6). The Texans also set the franchise single-season record for sacks (45.0) and third down defense (28.5%) in 2015.

In 2014, Houston recorded a seven-win improvement, which led the NFL and made them the sixth team since 1978 to post a winning season following a season in which it won two or less games. The Texans defense led the NFL in takeaways with a franchise-record 34 and became just the third team in the last 20 years to lead the league in takeaways after finishing last the year before.

On offense, the Texans ran the ball a league-high 51.9 percent of the time and posted an AFC-best eight individual 100-yard rushing performances in 2014. Houston's 135.1 yards rushing per game ranked fifth in the NFL and was the second-highest mark in franchise history.

Bernhardt came to Houston from Penn State where he served in a similar role under O'Brien as special assistant to the head coach and director of football research. As a chief advisor to O'Brien, Bernhardt reviewed, evaluated and advised on the entire Penn State football program, including practice, game management and planning, compliance, recruiting and football administration.

Prior to his time at Penn State, Bernhardt served as recruiting coordinator and running backs coach at the University of Central Florida from 2005-07 and director of football operations in 2004. In 2005, the Golden Knights won their first Conference USA Eastern Division title and earned a berth in the university's first bowl game, the Sheraton Hawaii Bowl, against Nevada. In that matchup, RB Kevin Smith set a Hawaii Bowl record with 202 yards rushing and three touchdowns.

In 2007, Smith had one of the most prolific seasons in NCAA history for a running back, rushing for 2,567 yards and 29 touchdowns. His rushing total landed him second on the NCAA all-time single-season rushing list, only behind Barry Sanders' 1988 season. In his three seasons at UCF under Bernhardt, Smith finished as the Golden Knights' all-time leading rusher and 2007 Conference USA Offensive Player of the Year.

Bernhardt began his coaching career in 1988-89 as the assistant head coach and defensive coordinator at Hofstra University, where they had nationally-ranked defenses and qualified for the NCAA playoffs both seasons he was there. In 1990, Bernhardt became the

defensive coordinator and linebackers coach at Brown University, where he coached O'Brien for three seasons before transitioning to the role of offensive coordinator and offensive line coach in 1993.

In addition to coaching the collegiate ranks, Bernhardt also coached at the high school level for 17 years, accumulating a .620 winning percentage despite never inheriting a program with a winning record prior to his arrival. Bernhardt garnered Coach of the Year honors four times at four different schools over the course of his coaching career.

A graduate of Long Island University, C.W. Post Campus with a degree in physical education, Bernhardt is also a three-time published writer in the Scholastic Coach magazine and a noted clinic speaker. Bernhardt and his wife, Catherine, have been married for 28 years and have three sons, Jake, Jesse and Jared.

BERNHARDT'S COACHING LEDGER

2014-16	Director of Football Research	Houston Texans
2012-13	Special Assistant to the Head Coach/ Director of Football Research	Penn State
2005-07	Running Backs/Assistant Special Teams	Central Florida
2004	Director of Football Operations	Central Florida
1993	Offensive Coordinator/Offensive Line	Brown
1990-92	Defensive Coordinator/Linebackers	Brown
1988-89	Assistant Head Coach/Defensive Coordinator	Hofstra

COACHING STAFF



SHANE BOWEN

DEFENSIVE ASSISTANT

1ST SEASON WITH TEXANS / 1ST NFL SEASON

Shane Bowen enters his first season as defensive assistant for the Houston Texans in 2016.

Before joining the Texans, Bowen worked as linebackers coach at Kennesaw State University for three years (2013-15). The 2015 season was the football team's first as a Division I program, where it played in the Big South Conference and went 6-5.

Bowen spent the 2012 season as a defensive graduate assistant at Ohio State where his responsibilities included directing defensive film breakdown and scouting reports, monitoring student-athletes' academic performances, classroom attendance and study hall sessions, recruiting and camps. On the field, Bowen assisted in coaching the defensive line, a unit that produced two First Team All-Big Ten selections and the conference's Defensive Player of the Year, current Texans OLB John Simon. The Buckeyes concluded the year with a 12-0 mark and ranked No. 3 nationally.

Bowen began his coaching career as a student assistant at Georgia Tech after an injury ended his playing career during his junior season. He finished the year assisting with the linebackers before being named an offensive graduate assistant in 2010. He held that position for two years before leaving for Ohio State.

Bowen was a three-year letter winner at Georgia Tech where he played outside linebacker. He started 10 games at the position and had a streak of 38 consecutive games played before an injury sidelined him for the remainder of his junior season. He helped the Yellow Jackets win Atlantic Coast Conference (ACC) Coastal Division Championships in 2006 and 2008. The team also played in three consecutive bowl games, participating in the 2007 Gator Bowl, 2007 Humanitarian Bowl and 2008 Chick-fil-A Bowl.

Bowen, named to the Dean's List three times while at Georgia Tech, earned a Bachelor of Science degree in business management in 2009, and a master's degree in workforce development and education in 2014. He is a native of Pickerington, Ohio.

BOWEN'S COACHING LEDGER

2016	Defensive Assistant	Houston Texans
2013-15	Linebackers	Kennesaw State
2012	Defensive Graduate Assistant	Ohio State
2010-11	Offensive Graduate Assistant	Georgia Tech
2009	Assistant Linebackers	Georgia Tech

COACHING STAFF



JOHN BUTLER

SECONDARY

3RD SEASON WITH TEXANS / 3RD NFL SEASON

John Butler is in his third season as secondary coach with the Houston Texans.

During his first two seasons in Houston (2014-15), Butler helped the Texans rank third in the NFL in opponent completion percentage (58.8), fifth in net passing yards allowed per game (226.8), fourth in points allowed per game (19.4) and tied for fifth in interceptions (34). Houston also ranked first in the league in third down defense with a 31.3 opponent conversion percentage during that span.

Last season, the Texans defense finished third in the NFL in net yards allowed per game (310.2), third in net passing yards allowed per game (210.4) and tied for seventh in points allowed per game (19.6). The Texans also allowed the fifth-lowest opponent completion percentage (59.0) in the league.

Butler's unit helped the Texans finish tied for third in passes defended with 90 in 2015 and surrendered just 6.09 net passing yards per attempt, tied for third-best in the NFL. The Texans led the NFL in third down defense, as opponents converted only 28.5% (61-of-214) of their opportunities. That percentage is the lowest single-season mark in franchise history by 4.5% and the lowest opponent third down percentage by any NFL team since the 2003 Tennessee Titans (27.7%).

Houston won its first AFC South Division Championship since 2012 and only allowed six points or less five times in 2015, which led the NFL and is tied for the most such games in a season since the 1991 New Orleans Saints (six times).

Veteran CB Johnathan Joseph set a single-season career-high with 22 passes defended, while starting all 16 games for the second straight year. Rookie CB Kevin Johnson ranked third on the team and fourth among NFL rookies with nine passes defended. Butler also played a key role in Andre Hal's transition from corner to safety in 2015. Hal led the team with four interceptions, which tied for the second-highest single-season total by a safety in Texans history. As a unit, Houston safeties combined for eight of the team's 14 interceptions in 2015, including a career-high two from Eddie Pleasant.

In 2014, Butler's first year, Houston led the NFL in takeaways with a franchise-record 34 and became just the third team in the last 20 years to lead the league in takeaways after finishing last the year before. The Texans also set a franchise record for points off turnovers and had 11 players record interceptions in 2014.

Houston's secondary was involved in 22 of the team's 34 takeaways in 2014 and had seven players with either a forced fumble, fumble recovery or interception. The group accounted for nine forced fumbles, five fumble recoveries, 16 interceptions and three interceptions returned for touchdowns. Cornerbacks Kareem Jackson and Johnathan Joseph led the way as the duo combined for five interceptions, 20 passes defended, five tackles for loss, two forced fumbles and two fumble recoveries.

Houston ranked third in the NFL in third down defense as teams converted 33.9 percent of the time. Houston's defense was also first in the NFL in red zone scoring efficiency as opposing teams only scored a touchdown on 47.8 percent of their trips inside the 20-yard line.

Prior to the Texans, Butler spent two seasons at Penn State with Head Coach Bill O'Brien, where he held the role of secondary coach in 2012 and defensive coordinator in 2013. In his first season working with the secondary, Butler helped Penn State rank second in the Big Ten and

16th nationally in scoring defense. Four defensive players at Penn State went on to be drafted in the NFL in 2013 and 2014.

Butler served as the special teams coordinator and outside linebackers coach at South Carolina in 2011, helping the Gamecocks win a school-record 11 games in 2011 and earn their first top-10 finish. He worked with current Texans S Antonio Allen, who was the only SEC player to rank in the league's top 10 in tackles, interceptions, forced fumbles and fumble recoveries.

Butler spent four seasons (2007-10) as the linebackers coach and special teams coordinator at the University of Minnesota. Two linebackers received all-conference recognition in 2009. As special teams coordinator, Butler presided over one of the best units in the Big Ten during his tenure in Minneapolis. The Gophers averaged better than 22 yards-per-kickoff return in three of his four seasons and held their opponents to less than 20 yards-per-return in two seasons.

Butler served as the linebackers coach and special teams coordinator at Harvard from 2003-06. While at Harvard, his special teams units annually ranked among the best in the Ivy League, scoring seven total special teams touchdowns during his tenure, including a 2004 season in which the Crimson registered five special teams scores. In 2004, Harvard won the Ivy League title with a 10-0 record and ranked 12th in the nation.

Butler was safeties coach and special teams coordinator at Southwest Texas State from 2001-02. He also spent two seasons (1999-2000) at Midwestern State, where he served as the team's defensive coordinator while mentoring the linebackers and safeties. The 2000 team posted a 7-4 record, the first winning ledger in school history.

In 1997 and 1998, he served as a graduate assistant at the University of Texas under John Mackovic and Mack Brown.

Born in Philadelphia, the 1995 graduate of Catholic University broke into the coaching ranks as the secondary coach after his senior year of playing. Butler took over as the defensive coordinator in 1996 and the team finished in the top 25 in Division III in total defense that season.

As an undergrad, Butler was a four-year letterman and three-year starter at Catholic, where he was part of the biggest turnaround in Division III history. The team went 1-9 in his junior season but rebounded with an 8-2 mark in his senior campaign. He was also a two-year letterwinner in basketball and part of the school's 1992-93 NCAA Tournament team.

Butler and his wife, Carmen, have one son, Manny.

BUTLER'S COACHING LEDGER

Year	Position	Team
2014-16	Secondary	Houston Texans
2013	Defensive Coordinator/Cornerbacks	Penn State
2012	Secondary	Penn State
2011	Special Teams Coordinator/Outside Linebackers	South Carolina
2007-10	Special Teams Coordinator/Linebackers	Minnesota
2003-06	Special Teams Coordinator/Linebackers	Harvard
2001-02	Special Teams Coordinator/Safeties	Texas State
1999-00	Defensive Coordinator/Linebackers/Safeties	Midwestern State
1997-98	Graduate Assistant	Texas
1996	Defensive Coordinator/Secondary	Catholic University
1995	Secondary	Catholic University



DOUG COLMAN

ASSISTANT SPECIAL TEAMS

3RD SEASON WITH TEXANS / 3RD NFL SEASON

Doug Colman is in his third season as assistant special teams coach with the Houston Texans. He also assists Mike Vrabel with the linebackers.

Last season, Colman helped LB Brian Peters finish tied for the NFL lead with a career-high 17 special teams tackles, despite playing only 12 games. Additionally, LS Jon Weeks made his first Pro Bowl appearance after handling snapping duties on every field goal, punt and extra point for the Texans, who won their first AFC South Division Championship since 2012. Veteran P Shane Lechler climbed up to second all-time in career punting yards (60,748), third in punts inside the 20-yard line (407) and fourth in punts (1,280) in NFL history.

In 2014, Colman worked with K Randy Bullock, who had the most successful year of his career, and Lechler, who posted the third-highest single-season yards per punt average in franchise history (46.3).

Colman came to the Texans after two seasons as the linebackers coach at Coastal Carolina as well as coordinating aspects of the special teams. His presence was immediately felt as Quinn Backus was named the two-time Big South Defensive Player of the Year (2012-13), leading the league in tackles both times and breaking his own single-season record with 144 tackles. Backus finished fourth in the FCS for tackles in 2012 and followed that up by finishing second in 2013. He also recorded four interceptions and scored two touchdowns in 2013, returning an interception and a blocked field goal for scores that season.

Colman's efforts at Coastal Carolina also extended to Mike McClure, who was twice named All-Big South Second Team and LaDarius Hawthorne, who earned the 2013 Big South Special Teams Player of the Year award after blocking three field goals, forcing two fumbles, recovering one fumble and registering five tackles on special teams in 2013.

Under Colman's tutelage at Tulane, LB Trent Mackey was a two-time All-Conference-USA selection, earning the Green Wave's only first-team selection to the all-league team in 2011. He logged 145 tackles (third in the FBS) in 12 games in 2011, including 14 tackles for loss, and ranked fourth nationally with 12.08 stops per game. In 2010, Mackey led the team in tackles, ranking 17th in the nation, with an average of 10.88 tackles per game, and was voted the Louisiana Football Newcomer of the Year.

Prior to Tulane, Colman spent two seasons at his alma mater, Nebraska, as the defensive quality control coach and was a part of back-to-back Big 12 North Championships in 2008 (co-champions) and 2009. The Cornhuskers also participated in the 2008 Gator Bowl and 2009 Holiday Bowl.

Before Nebraska, Colman was an assistant coach for linebackers and special teams for the Amsterdam Admirals in NFL Europe during the 2007 campaign.

From 2003-07, Colman was the head football coach and physical education teacher for Absegami High School in Galloway, N.J. During his time there, he led the team to a 40-14 overall record and

three straight conference championships (2004-06), the school's only conference titles. He also led the school to four consecutive New Jersey state playoff appearances (2003-06) and the 2006 state championship in the New Jersey South Group IV, the school's only football state title. The team also finished as a 2005 state finalist.

Colman was recognized for his team's success by being named the 2004 and 2005 Cape Atlantic League Conference Coach of the Year, the 2004 National Football Foundation New Jersey Chapter Coach of the Year and the 2003 Press All-Area Coach of the Year. One of the highlights of his prep coaching career came in 2006 when he served as the head coach for the Adam Taliaferro New Jersey All-Star game.

Colman began his coaching career in the prep game in 2001 at his high school alma mater, Ocean City (N.J.) High School, where he was a freshman football coach. Following a one-year stint at Ocean City, he spent the 2002 campaign as the assistant football coach and physical education teacher at Oakcrest High School in Mays Landing, N.J.

Colman played linebacker for the University of Nebraska and its famed Blackshirt Defense from 1991-95. He was a part of five Big 8 Conference championships and back-to-back national titles in 1994 and 1995. Nebraska finished 25-0 during his final two seasons and went 23-0-1 in league play during his four-year career. In each of his four years, Nebraska played for the national championship, facing Miami (Fla.) in the 1992 and 1995 Orange Bowls, Florida State in the 1994 Orange Bowl and Florida in the 1996 Fiesta Bowl.

Following his collegiate career, Colman was selected in the sixth round (171st overall pick) of the 1996 NFL Draft by the New York Giants. He spent five seasons in the NFL (1996-2000), playing a total of 64 games for the Giants, Tennessee Titans (including Super Bowl XXXIV) and Cleveland Browns. While with the Titans in 1999, Colman was a part of the Music City Miracle during the end of a Wild Card Playoff game against the Buffalo Bills.

Colman starred at Ocean City High School, where he is a member of the Hall of Fame. A native of Ventnor, N.J., Colman received his bachelor's degree in physical education from Nebraska in 2001. Colman and his wife, Colleen, have five children: Logan Marie, Sarah, Matthew, Grace and Anna. Colman's father, Wayne, played nine seasons in the NFL with the New Orleans Saints and Philadelphia Eagles.

COLMAN'S COACHING LEDGER

Year	Position	Team
2014-16	Assistant Special Teams	Houston Texans
2012-13	Linebackers	Coastal Carolina
2010-11	Linebackers	Tulane
2008-09	Defensive Quality Control	Nebraska
2007	Assistant Linebackers/Special Teams	Amsterdam Admirals (NFL Europe)
2003-07	Head Coach	Absegami HS
2002	Assistant Coach	Oakcrest HS
2001	Assistant Coach	Ocean City HS

COACHING STAFF



MIKE DEVLIN

OFFENSIVE LINE

2ND SEASON WITH TEXANS / 15TH NFL SEASON

Mike Devlin enters his second season with the Houston Texans in 2016, serving as the team's offensive line coach.

In 2015, the Texans started nine different offensive line combinations throughout the season and allowed 36.0 sacks, which was the sixth-lowest total in the AFC. From Weeks 2-6, Houston allowed only 1.0 sack in each of the five games, which was the second-longest streak of games with one-or-fewer sacks allowed in team history. The line blocked for four different starting quarterbacks, led by Brian Hoyer, who posted career highs in passing touchdowns (19), passer rating (91.4) and completion percentage (60.7). The offensive line also paved the way for RB Alfred Blue to set a career-high with three 100-yard rushing games.

Devlin came to Houston from the New York Jets, where he spent nine seasons (2006-14) coaching the offensive line and tight ends.

The Jets offensive line had a strong showing during the 2014 season, paving the way for a running attack that ranked first in the AFC and third in the NFL, averaging 142.5 yards per game on the ground. A key contributor to the line's success was veteran C Nick Mangold who was selected to his sixth Pro Bowl.

Devlin's offensive line integrated two new starters in the 2013 season. Despite the changes, the Jets finished the season sixth in the league in rushing, gaining 134.9 yards per game on the ground including four 100-yard rushing efforts. Mangold earned his fifth Pro Bowl selection while LT D'Brickashaw Ferguson became the first Jets player to begin his career with 125 consecutive starts.

In 2012, his final season as tight ends coach, Devlin helped TE Jeff Cumberland bounce back from a season-ending Achilles injury the previous year to achieve then-career highs with 29 receptions, 359 yards receiving and three touchdowns.

Under Devlin's direction, Jets TE Dustin Keller led the team in receptions for two consecutive seasons, catching 65 passes in 2011 and 55 passes in 2010. It marked the first time a tight end had led the Jets in receptions during a season since Mickey Shuler in 1985.

Devlin joined the Jets after two seasons as the offensive line coach at the University of Toledo (2004-05). In 2005, his line paved the way for the 11th-ranked offense in the country (459.2 yards/game) as T Nick Kaczur developed into a third-round draft pick (2005) of the New England Patriots.

Devlin began his coaching career as the offensive quality control coach with the Arizona Cardinals in 2000 before being promoted to assistant offensive line coach in 2001.

Selected in the fifth round of the 1993 NFL Draft by the Buffalo Bills, Devlin went on to play in 101 regular season games over seven years in the NFL, from 1993-95 with the Bills and from 1996-99 with the Cardinals. He appeared in Super Bowl XXVIII with Buffalo.

Devlin earned All-America honors at the University of Iowa and was a semifinalist for the Outland Trophy as the nation's top interior lineman in 1992. He was named Big Ten Offensive Lineman of the Year in that same year, in addition to being tabbed Big Ten MVP by the Chicago Tribune.

Devlin and his wife, Julie, have started multiple charities, including The Devlin Football Camp, The John S. Devlin Golf Tournament and Devlin's Helping Hands. The Devlin Football Camp provides kids with an opportunity to work with NFL coaches and players at a low cost, while raising money and giving assistance to local youth programs, high school programs and various charitable organizations. The Devlin Golf Tournament and silent auction raises money for the Coach John S. Devlin Jr. Bloomsburg Football Scholarship Fund, which is given to an underprivileged high school player every year and named after Devlin's father.

The Devlins have four children: sons Zachary and Matthew and daughters Hallie and Carlie.

DEVLIN'S COACHING LEDGER

Year	Position	Team
2015-16	Offensive Line	Houston Texans
2013-14	Offensive Line	New York Jets
2008-12	Tight Ends/Assistant Offensive Line	New York Jets
2007	Offensive Line	New York Jets
2006	Tight Ends/Assistant Offensive Line	New York Jets
2004-05	Offensive Line	Toledo
2001-03	Assistant Offensive Line	Arizona Cardinals
2000	Offensive Quality Control	Arizona Cardinals

COACHING STAFF



TIM KELLY

OFFENSIVE QUALITY CONTROL / ASSISTANT OFFENSIVE LINE

3RD SEASON WITH TEXANS / 3RD NFL SEASON

Tim Kelly is in his third season as offensive quality control coach with the Houston Texans. He also assists Mike Devlin with the offensive line.

In 2015, Houston earned its first AFC South Division Championship since 2012 and became the first NFL team since 1950 to earn a trip to the postseason with four different starting quarterbacks winning at least one regular season game.

In 2014, the Texans ranked fifth in the NFL in rushing yards per game (135.1) and eighth in average time of possession (30:53). QB Ryan Fitzpatrick started 12 games and posted single-season career highs in passer rating (95.3) and completion percentage (63.1).

Kelly came to Houston from Penn State, where he served as a graduate assistant under Head Coach Bill O'Brien, having held the same position at Ball State in 2011.

Before he went to Ball State, Kelly was the defensive coordinator, defensive line coach and recruiting coordinator at Minnesota State-Moorhead for the 2010 season.

Kelly spent the 2008-09 seasons at Illinois-Wesleyan, where he was the defensive line coach for the 2009 CCIW Championship team that ranked ninth among all defenses at the NCAA Division-III level. He also coached two first-team all-conference selections.


Kelly played defensive tackle at Eastern Illinois, starting all 48 games in his collegiate career and serving as the team's captain in 2007. He was named to the Capital One Academic All-District V Team in 2006 and 2007.

A native of Chicago Heights, Ill., Kelly starred at Marian Catholic High School where he is a member of the East Suburban Catholic Conference Hall of Fame. He received his bachelor's degree in sports administration from Eastern Illinois in 2008 and his master's degree in sports management from Illinois State in 2010.

Kelly and his wife, Katie, have one daughter, Norah.

KELLY'S COACHING LEDGER

2016	Offensive Quality Control/Asst. Offensive Line	Houston Texans
2014-15	Offensive Quality Control	Houston Texans
2012-13	Graduate Assistant	Penn State
2011	Graduate Assistant	Ball State
2010	Defensive Coordinator/ Defensive Line	Minnesota State-Moorhead
2008-09	Defensive Graduate Assistant	Illinois Wesleyan



WILL LAWING

DEFENSIVE QUALITY CONTROL

3RD SEASON WITH TEXANS / 3RD NFL SEASON

Will Lawing is in his third season as defensive quality control coach with the Houston Texans.

During his first two years in Houston (2014-15), the Texans ranked fourth in the NFL in points allowed per game (19.4), fifth in net yards allowed per game (329.2) and fifth in net passing yards allowed per game (226.8). Houston also ranked first in the NFL in third down defense (31.3%), third in opponent completion percentage (58.8) and tied for fifth in interceptions (34).

Last season, Houston finished third in net yards (310.2) and net passing yards (210.4) allowed per game, fifth in opponent completion percentage (59.0) and seventh in points allowed per game (19.6). The Texans also set franchise single-season records for sacks (45.0) and opponent third down percentage (28.5%) in 2015. That percentage led the league in 2015 and was the lowest mark by any NFL team since the 2003 Tennessee Titans (27.7%).

Houston won its first AFC South Division Championship since 2012 and only allowed six points or less five times in 2015, which led the NFL and is tied for the most such games in a season since the 1991 New Orleans Saints (six times). On the season, the Texans didn't allow the opposing team to score a touchdown in four of their games.

In 2014, the Texans led the NFL in takeaways with a franchise-re-

cord 34 and became just the third team in the last 20 years to lead the league in takeaways after finishing last the year before. They also led the NFL with 35 points scored against opposing offenses and set a franchise record with five defensive touchdowns.

Lawing came to Houston from Penn State, where he served as a graduate assistant under Head Coach Bill O'Brien for the 2013 season.

Prior to Penn State, Lawing spent four seasons with Juniata College as the program's offensive coordinator (2011-12), passing game coordinator (2010) and tight ends coach (2009). In addition to his coaching duties, Lawing was also Juniata's recruiting coordinator.

A 2008 graduate of the University of North Carolina with a bachelor's degree in exercise and sports science, Lawing was a four-year member of the UNC football team.

LAWING'S COACHING LEDGER

2014-16	Defensive Quality Control	Houston Texans
2013	Graduate Assistant	Penn State
2011-12	Offensive Coordinator	Juniata College
2010	Passing Game Coordinator	Juniata College
2009	Tight Ends	Juniata College



CHARLES LONDON

RUNNING BACKS

3RD SEASON WITH TEXANS / 7TH NFL SEASON

Charles London is in his third season as running backs coach with the Houston Texans and seventh year overall coaching in the NFL.

Last season, Houston ranked fifth in the AFC in rushing yards per game (108.2). The Texans topped 100 rushing yards in six of the last seven games of the season, as their 135.1-yard rushing average from Weeks 11-17 ranked third in the AFC and sixth in the NFL. RB Alfred Blue led the team with a career-high 698 rushing yards and eclipsed the 100-yard mark on the ground in three contests. Veteran RB Arian Foster started only four games before being placed on Injured Reserve on Oct. 27.

In 2014, the Texans ran the ball a league-high 51.9 percent of the time and posted an AFC-best eight individual 100-yard rushing performances. Houston also rushed for 100 yards or more in 13-of-16 regular season games during London's first season. The Texans' 135.1 yards rushing per game ranked fifth in the NFL and was the second-highest mark in franchise history. Foster, who earned his fourth Pro Bowl honor, rushed for 1,246 yards, scored 13 total touchdowns and eclipsed the 100-yard mark in seven of the 13 games he played in.

London also played a big role in the development of Blue. During his first season, the sixth-round pick out of LSU posted the highest single-game rushing total by a rookie in the NFL in 2014 and tied a franchise rookie record with 156 yards rushing on a team-record 36 carries against Cleveland in Week 11. Blue became the third rookie running back drafted in the sixth round or later in NFL history to rush for 150-plus yards on 35-plus carries.

Prior to the Texans, London spent two seasons (2012-13) at Penn State as the running backs coach and recruiting coordinator for Head Coach Bill O'Brien. London was instrumental in the progression of RB Zach Zwinak, who rushed for 1,989 yards from 2012-13, good for the third-most rushing yards by a running back in the Big Ten in that time. Zwinak's 12 rushing touchdowns in 2013 tied for the fourth-most rushing scores in the conference.

In 2011, London served as offensive assistant and quality control coach for the Tennessee Titans. He helped lead the Titans to a three-win improvement from 6-10 to 9-7, narrowly missing the playoffs due to a tiebreaker. That season, the Titans passing offense improved 13 spots to 12th in the NFL (245.2 yards per game) from 25th (194.2 yards per game).

London spent the 2010 season as a pro scout for the Philadelphia Eagles, helping them gain a playoff berth. Before Philadelphia, he worked three years as an offensive assistant with the Chicago Bears (2007-09). His first year with the Bears was as a quality control coach on offense and his final two years were as offensive assistant/assistant wide receivers coach.

London also has three years of coaching experience at his alma mater, Duke (2004-06). He started as a graduate assistant in his first two years and was the running backs coach in his final year. During the summer of 2005, as part of the NFL's Minority Internship program, he did a coaching internship with the New England Patriots.

Prior to entering the coaching world, London gained experience as an events manager for Disney's Wide World of Sports from 1998-99, stadium assistant manager for the Cleveland Browns from 1999-2001 and director of stadium operations for Gillette Stadium from 2001-04.

As a player at Duke (1994-96), London saw action in 34 games at running back over three years for the Blue Devils and also lettered as a sprinter for the track team. Duke's 1994 team earned a berth in the Hall of Fame Bowl. He also earned the football team's Trinity Teammate Award and Carmen Falcone Award for excellence in athletics and academics in 1996 and the College Football Hall of Fame Foundation Award in 1997. Additionally, he was a member of the ACC Honor Roll in 1996-97. London earned an undergraduate degree in political science from Duke in 1997 and a graduate degree in humanities in 2006.

LONDON'S COACHING LEDGER

		Houston Texans
2014-16	Running Backs	
2012-13	Running Backs/Recruiting Coordinator	Penn State
2011	Offensive Assistant/Quality Control	Tennessee Titans
2010	Pro Scout	Philadelphia Eagles
2008-09	Offensive Assistant/Assistant Wide Receivers	Chicago Bears
2007	Offensive Assistant/Quality Control	Chicago Bears
2006	Running Backs	Duke
2004-05	Graduate Assistant	Duke



ANTHONY MIDGET

ASSISTANT SECONDARY

3RD SEASON WITH TEXANS / 3RD NFL SEASON

Anthony Midget is in his third season as assistant secondary coach with the Houston Texans.

During his first two seasons in Houston (2014-15), Midget helped the Texans rank third in the NFL in opponent completion percentage (58.8), fifth in net passing yards allowed per game (226.8), fourth in points allowed per game (19.4) and tied for fifth in interceptions (34). Houston also ranked first in the league in third down defense with a 31.3 conversion percentage during that span.

Last season, the Texans defense finished third in the NFL in net yards (310.2) and net passing yards (210.4) allowed per game, tied for third in passes defensed (90) and tied for seventh in points allowed per game (19.6). The Texans also allowed the fifth-lowest opponent completion percentage (59.0) in the league.

The Texans led the NFL in third down defense, as opponents converted only 28.5% (61-of-214) of their opportunities. That percentage is the lowest single-season mark in franchise history by 4.5% and the lowest opponent third down percentage by any NFL team since the 2003 Tennessee Titans (27.7%).

Houston won its first AFC South Division Championship since 2012 and only allowed six points or less five times in 2015, which led the NFL and is tied for the most such games in a season since the 1991 New Orleans Saints (six times). On the season, the Texans didn't allow the opposing team to score a touchdown in four of their games.

In 2014, the Texans secondary was involved in 22 of Houston's 34 takeaways and had seven players with either a forced fumble, fumble recovery or interception. The group accounted for nine forced fumbles, five fumble recoveries, 16 interceptions and three interceptions returned for touchdowns. As a team, the Texans set a franchise record with 11 different players recording interceptions, four interception returns for touchdowns, and an NFL-best 483 yards on interception returns.

Prior to the Texans, Midget spent one season at Penn State where he held the role of safeties coach for Head Coach Bill O'Brien in 2013. In his one year, Penn State's pass defense efficiency ranked fifth in the Big Ten and the secondary joined Ohio State as the only two teams to have three players rank in the top 20 of passes defensed in the conference.

From 2008-12, Midget first served as secondary coach and special teams coordinator (2008-11) before becoming defensive coordinator (2012) at Georgia State. In his tenure, he worked with kick returner Albert Wilson, who led the Colonial Athletic Association with a 25.9 kickoff return average en route to being selected CAA Co-Special Teams Player of the Year in 2012. Midget was also instrumental in the development of P Lain Vance, who was a third-team All-American in 2010.

Midget joined the collegiate coaching ranks as a graduate assistant at Virginia Tech, his alma mater, helping the Hokies win the 2007 Atlantic Coast Conference title. He began his coaching career at Lake Worth (Fla.) High School, where he served as an assistant coach for four seasons (2003-06).

Midget was a four-year letterman and a three-year starter at cornerback at Virginia Tech. As a senior in 1999, he earned third-team All-American honors and first-team All-Big East honors, helping the Hokies reach the BCS Championship game. He also was named to the Big East All-Academic team and the Athletic Director's Honor Roll. Midget was selected by the Atlanta Falcons in the fifth round (134th overall) of the 2000 NFL Draft.

Midget and his wife, Tresica, have two daughters, Anaiya and Kaylin.

MIDGET'S COACHING LEDGER

Year	Position	Team
2014-16	Assistant Secondary	Houston Texans
2013	Safeties	Penn State
2012	Defensive Coordinator	Georgia State
2008-11	Secondary/Special Teams Coordinator	Georgia State
2007	Graduate Assistant	Virginia Tech
2003-06	Assistant Coach	Lake Worth (Fla.) HS

COACHING STAFF



PAT O'HARA

OFFENSIVE ASSISTANT

2ND SEASON WITH TEXANS / 2ND NFL SEASON

Pat O'Hara enters his second season with the Houston Texans in 2015, serving as an offensive assistant coach.

In 2015, Houston earned its first AFC South Division Championship since 2012 and became the first NFL team since 1950 to earn a trip to the postseason with four different starting quarterbacks winning at least one regular season game.

O'Hara's professional playing career spanned over 16 years playing quarterback in the NFL, the World League and the AFL. He spent the last 10 years coaching in the Arena Football League including stints as a head coach for the Tri-Cities Fever (AF2, 2009), Orlando Predators (2010-11) and New Orleans Voo-Doo (2012-14). Before joining the Texans, O'Hara served as the director of player personnel for the Jacksonville Sharks in the AFL. He began his AFL career as a quarterback for Orlando in 1995 and he helped his teams win three of the five ArenaBowls he played in.

While still a quarterback with the Predators in 1996, O'Hara began his coaching career as the quarterbacks coach at Point Loma High School in California. Two years later, he became the quarterbacks coach for New Smyrna Beach High School in Florida and was eventually named offensive coordinator at Olympia High School in 2001. O'Hara got his first AFL job as the offensive coordinator of the Tampa Bay Storm in 2005 and held the unique position of a player-coach. Eventually, O'Hara retired as a player in 2007 and landed his first head coaching job with the Los Angeles Avengers (AFL) in 2009.

O'Hara attended USC where he played quarterback for the Trojans under Head Coach Larry Smith. After Heisman Trophy candidate Rodney Peete left in 1989, O'Hara was expected to take over as USC's starting quarterback until a gruesome knee injury ended his junior season just 10 days before the first game.

O'Hara's arm was impressive enough that he was still drafted by the Tampa Bay Buccaneers in the 10th round of the 1991 NFL Draft. Following the 1991 season, O'Hara was allocated to the World League of American Football's Ohio Glory. He then spent the 1992 and 1993 seasons with the San Diego Chargers before heading to the Washington Redskins training camp in 1994.

In 1995, O'Hara signed with the Orlando Predators and began his AFL playing career. He played in Orlando for six seasons and helped lead the Predators to wins in ArenaBowls XII and XIV. He then joined the Toronto Phantoms in 2001 and the Tampa Bay Storm in 2003 where he led the Storm to a win in ArenaBowl XVII.

O'Hara has worked as a television football analyst for Bright House Sports Network covering Florida High School football. He has also served as the color analyst for the UCF IMG Radio Network covering UCF Football.

O'Hara has also done consulting work, coordinating and choreographing football action scenes in movies. Some of his credits include "The Longest Yard," "Invincible," "We Are Marshall" and "The Game Plan". He also has coached actors such as Adam Sandler, Mark Wahlberg and Dwayne Johnson to better help them portray their characters. In addition, O'Hara has appeared in several movies including The Waterboy, Any Given Sunday, and The Game Plan.

O'Hara attended Santa Monica High School, where during his junior and senior seasons he threw at least one touchdown pass a game. He was a two-time Los Angeles Times All-Westside selection and the "Westside Back of the Year" in 1984 and 1985. As a junior in 1984, O'Hara passed for nearly 2,000 yards and 23 touchdowns. During his senior season, he passed for nearly 2,000 yards and 21 touchdowns in 10 games which earned him "Bay League Player of the Year" honors and selection to the Long Beach Press-Telegram's "Best in the West" team.

O'Hara graduated from USC with a degree in public administration in 1991.

O'HARA'S COACHING LEDGER

2015-16 Offensive Assistant

2012-14 Head Coach
2010-11 Head Coach
2009 Head Coach
2009 Head Coach
2007-08 Offensive Coordinator
2005 Offensive Coordinator
2001-03 Offensive Coordinator
1998-00 Quarterbacks Coach
1996 Quarterbacks Coach

Houston Texans

New Orleans VooDoo (AFL)
Orlando Predators (AFL)
Tri-Cities Fever (AF2)
Los Angeles Avengers (AFL)
Tampa Bay Storm (AFL)
Tampa Bay Storm (AFL)
Olympia HS
New Smyrna Beach HS
Point Loma HS



JOHN PERRY

TIGHT ENDS

3RD SEASON WITH TEXANS / 3RD NFL SEASON

John Perry is in his third season as tight ends coach with the Houston Texans.

From 2014-15, Texans tight ends Ryan Griffin, C.J. Fiedorowicz and Garrett Gra-

ham combined for 73 receptions for 764 yards and seven touchdowns. The group also helped block for Houston to rank fifth in the AFC and ninth in the NFL with 121.6 rushing yards per game over the past two seasons. Griffin missed seven games due to injury in 2015 but scored a career-high two receiving touchdowns.

Before joining the Texans, Perry was the passing game coordinator and quarterbacks coach at the University of Delaware, where he mentored Trent Hurley, who led all Colonial Athletic Association quarterbacks in passing rating (155.2) and ranked among the league leaders with 2,207 passing yards and 22 touchdowns. Delaware's offense ranked second in the CAA in scoring offense (32.8 points per game), third in passing offense (240.0 yards per game), and fourth in passing efficiency offense (143.84).

Prior to Delaware, Perry served as head coach at NCAA Division II Merrimack for five seasons (2008-12) where he led the squad to a record of 29-21 and the 2009 Northeast-10 title. During his tenure, Merrimack produced six All-Americans and two Northeast-10 Conference Players of the Year.

Perry's up-tempo, high-scoring offense was one of the best in the league for all five of his seasons on campus, as Merrimack won its first-ever Northeast-10 Championship in 2009. The team ranked second in the nation in total offense in 2012 at 525.8 yards per game and also finished in the top 10 nationally in that category in 2009 (fourth), 2010 (ninth), and 2011 (seventh).

Perry also helped elevate the program to new heights, guiding former All-American LB Shawn Loiseau to the NFL, becoming the first Merrimack alum to sign an NFL contract with Houston in 2012.

Perry began his coaching career as running backs coach at Northeastern in 1993 and later served as receivers coach at Brown (1994-96). He also had stops as receivers coach and recruiting coordinator at New Hampshire (1997-98), offensive coordinator at Dartmouth (1999-2004), associate head coach and quarterbacks coach at Georgetown (2005), offensive coordinator at Hofstra (2006) and associate head coach and quarterbacks coach at New Hampshire (2007). He coached numerous All-Americans and NFL signees along the way, including QB Ricky Santos.

A 1992 graduate of New Hampshire, Perry enjoyed a standout career as a football and basketball player for the Wildcats. He was a four-year starter in football, served as team captain as a senior, and was a two-time All-Yankee Conference selection while setting several receiving records.

Perry and his wife, Jen, have three children, Caitlin, John, and Elizabeth.

PERRY'S COACHING LEDGER

Year	Position	Team
2014-16	Tight Ends	Houston Texans
2013	Passing Game Coordinator/Quarterbacks	Delaware
2008-12	Head Coach	Merrimack College
2007	Associate Head Coach/Quarterbacks	New Hampshire
2006	Offensive Coordinator	Hofstra
2005	Associate Head Coach/Quarterbacks	Georgetown
1999-04	Offensive Coordinator	Dartmouth
1997-98	Wide Receivers/Recruiting Coordinator	New Hampshire
1994-96	Wide Receivers	Brown
1993	Running Backs	Northeastern

COACHING STAFF



SEAN RYAN

WIDE RECEIVERS

1ST SEASON WITH TEXANS / 10TH NFL SEASON

Sean Ryan enters his first season with the Houston Texans as wide receivers coach. He spent the previous nine years (2007-15) with the New York Giants, serving as an offensive quality control (2007-09), wide receivers (2010-11, 2014-15) and quarterbacks (2012-13) coach.

Under Ryan last season, Giants wide receivers combined for 211 receptions for 2,855 yards and 26 touchdowns. Odell Beckham Jr. was named to the Pro Bowl for the second straight year after tying a franchise single-season record with 13 receiving touchdowns. He finished with the second-most receptions (96) and receiving yards (1,450) in a season in team history. In addition, Rueben Randle set a single-season career-high with eight receiving touchdowns.

In 2014, Ryan was instrumental in the rapid development of Beckham, who became the first Giants player selected as the Associated Press Offensive Rookie of the Year in the 58-year history of the award. In just 12 games, Beckham caught 91 passes for 1,305 yards and 12 touchdowns, all franchise rookie records. He was the first wide receiver in NFL history to reach 1,000 yards after missing the season's first three games and he sat out the first four with a hamstring injury. Beckham also set NFL records for most catches and yards in the first 12 games to start a career. His 91 receptions are tied with Denver's Eddie Royal (2008) for the second-highest total in NFL history for a rookie.

Randle made big strides under Ryan in 2014, as he caught at least one pass in every game and finished second on the team with career-high totals of 71 receptions for 938 yards. He also scored three touchdowns.

Ryan was the Giants' quarterbacks coach in 2012-13. In his first season working with Ryan, Eli Manning was selected to play in his third Pro Bowl after completing 321-of-536 passes for 3,948 yards, 26 touchdowns, 15 interceptions and a passer rating of 87.2. He threw a then-career-high five touchdown passes in the 2012 season-ending victory over Philadelphia.

The Giants' wide receivers were very productive in their first two seasons under Ryan (2010-11). In 2011, the unit helped the Giants set a franchise record with 4,734 net passing yards. Victor Cruz, who did not have a career reception entering the season, caught 82 passes for a franchise-record 1,536 yards and nine touchdowns. Hakeem Nicks caught 76 passes for a career-high 1,192 yards and seven touchdowns. Under Ryan, Cruz and Nicks became the first receivers in team history to have more than 1,000 yards in the same season.

The wide receivers played impressively in 2010, their first season with Ryan as their position coach. Nicks led the Giants with 79 receptions for 1,052 yards and 11 touchdowns, despite missing three games because of injury. Mario Manningham added 60 receptions for 944 yards and nine touchdowns as he and Nicks became the first pair of Giants with at least nine touchdown catches in a season since 1967.

Ryan joined the Giants' coaching staff in 2007 and served his first three seasons with the team as the offensive quality control coach.

In 2006, Ryan was the recruiting coordinator, running backs coach and head coach of the junior varsity at Harvard University.

Prior to his year at Harvard, Ryan was as an assistant coach at Columbia University for three seasons (2003-05). In 2003 and 2004, he was the running backs coach and special teams coordinator. The following season, he coached the quarterbacks.

Before coaching at Columbia, Ryan spent two years (2001-02) as a graduate assistant at Boston College, where he worked primarily with the wide receivers. The Eagles won bowl games in each of those seasons, beating Georgia in the 2001 Music City Bowl and Toledo in the 2002 Motor City Bowl.

Ryan was the running backs coach at Colgate University in 2000, a graduate assistant at the University at Albany in 1998-99 and the quarterbacks coach at Siena for a season.

Ryan played defensive back and outside linebacker at Hamilton College, where he graduated in 1994 with a degree in American studies. He also earned a master's degree in higher education administration from Albany.

A native of Hudson Falls, N.Y., Ryan was a standout football, basketball and baseball player at Hudson Falls High School.

RYAN'S COACHING LEDGER

Year	Position	Team
2016	Wide Receivers	Houston Texans
2014-15	Wide Receivers	New York Giants
2012-13	Quarterbacks	New York Giants
2010-11	Wide Receivers	New York Giants
2007-09	Offensive Quality Control	New York Giants
2006	Running Backs/Recruiting Coordinator	Harvard
2005	Quarterbacks	Columbia
2003-04	Running Backs/Special Teams	Columbia
2001-02	Graduate Assistant/Wide Receivers	Boston College
2000	Running Backs	Colgate
1998-99	Graduate Assistant/Wide Receivers	Albany
1997	Quarterbacks	Siena College



MIKE VRABEL

LINEBACKERS

3RD SEASON WITH TEXANS / 3RD NFL SEASON

Mike Vrabel is in his third season as linebackers coach with the Houston Texans. In his first two seasons (2014-15), the Texans defense ranked fourth in the NFL

in points allowed per game (19.4) and fifth in net yards (329.2) and net passing yards (226.8) allowed per game. Houston also ranked first in the NFL in third down defense (31.3%), third in opponent completion percentage (58.8) and tied for fifth in interceptions (34) since 2014.

Last season, the Texans defense finished third in the NFL in net yards (310.2) and net passing yards (210.4) allowed per game and tied for seventh in points allowed per game (19.6). Houston, which won its first AFC South Division Championship since 2012, also set the franchise single-season (45.0) and single-game (8.0) records for sacks in 2015. The linebackers combined for 22.5 of the team's sacks.

The Texans finished first in the league in opponent third down percentage (28.5), which was the lowest single-season mark in franchise history. It was also the lowest opponent third down percentage by any NFL team since the 2003 Tennessee Titans (27.7).

Houston allowed six points or less five times in 2015, which led the NFL and tied for the most such games in a season since the 1991 New Orleans Saints (six games). On the season, the Texans didn't allow the opposing team to score a touchdown in four of their games.

Veteran ILB Brian Cushing led the position group and topped 100 tackles in a season for the third time in his career. His 110 total tackles in 2015 were the third-highest mark of his career and his highest since posting 114 stops in 2011. OLB Whitney Mercilus enjoyed the best year of his career as he set personal highs in sacks (12.0), tackles (50), tackles for loss (14) and fumble recoveries (two). OLB John Simon also posted a career year with 49 tackles (36 solo), 11 quarterback hits, 5.0 sacks and three tackles for loss.

The Texans received major contributions from their young linebackers in 2015. Rookie ILB Benardrick McKinney appeared in 14 games, making 11 starts, and recorded 58 tackles (35 solo), seven tackles for loss, 1.0 sack and two quarterback hits. Second-year OLB Jadeveon Clowney notched career highs of 40 tackles (27 solo), 4.5 sacks, eight tackles for loss, eight quarterback hits, six passes defended and one forced fumble in 13 games played (nine starts).

In 2014, the Texans saw their linebackers make significant improvements under Vrabel. Cushing led the way with 72 tackles, nine quarterback hits, a sack and a forced fumble in 14 games played. Additionally, in his third year in the league, Mercilus recorded then-career highs of 50 tackles and nine tackles for loss, while tying a career-best with two forced fumbles.

Under Vrabel, ILB Mike Mohamed put together the best year of his career, setting career highs with 59 tackles, an interception, six passes defended, a quarterback hit and two tackles for loss.

Vrabel came to Houston from Ohio State, where he served as defensive line coach for the 2012-13 seasons after starting his coaching career as linebackers coach for the Buckeyes in 2011.

In 2012, Vrabel coached four Ohio State defensive linemen who were either drafted into the NFL or signed free agent contracts. Johnathan Hankins was a second-round draft pick of the New York Giants and current Texan John Simon was a fourth-round pick of the Baltimore Ravens after a senior season where he was named the Big Ten's Defensive Player of the Year and Defensive Lineman of the Year.

In 2012, Vrabel was named the ESPN.com Big Ten Recruiter of the Year. His talents as a recruiter also earned him a national top-25 recruiter honor in 2013 from Rivals.com.

The Akron, Ohio, native embarked on what would become a distinguished NFL career with three teams following his Ohio State playing days. It was a professional career that saw him be a part of the New England Patriots' dynamic run of three Super Bowls in four years (2001, 2003, 2004). In 2007, he was named to the Pro Bowl and a month later was named All-Pro.

On top of these accomplishments, Vrabel's professional career included 14 seasons and a total of 206 games (140 starts) played with Pittsburgh (1997-2000), New England (2001-08) and Kansas City (2009-10). He registered career totals of 722 tackles (496 solo), 57.0 sacks, 42 passes defended, 11 interceptions (one returned for a touchdown), 20 forced fumbles, nine fumble recoveries and 12 touchdowns receiving (as a tight end), including two in Super Bowls.

Selected in the third round (91st overall) of the 1997 NFL Draft by Pittsburgh, Vrabel spent four years with the Steelers, eight seasons with the Patriots and his last two years with Kansas City.

Vrabel, who graduated with a degree from Ohio State in exercise science, was a dominant performer for the Buckeyes, while earning back-to-back All-American honors and twice being named Big Ten Conference Defensive Lineman of the Year (1995 and 1996). He was the first to win the lineman award two times.

Vrabel attended Walsh Jesuit High School in Akron, Ohio. He and his wife, Jennifer, are the parents of two sons, Tyler and Carter.

VRABEL'S COACHING LEDGER

2014-16	Linebackers	Houston Texans
2012-13	Defensive Line	Ohio State
2011	Linebackers	Ohio State

COACHING STAFF



ANTHONY WEAVER

DEFENSIVE LINE

1ST SEASON WITH TEXANS / 5TH NFL SEASON

Anthony Weaver enters his first season as defensive line coach for the Houston Texans in 2016.

Weaver spent the previous two years (2014-15) in the same role with the Cleveland Browns where he helped develop multiple players. Weaver worked with Browns DE Desmond Bryant, who led the team in sacks with a career-high 6.0 in 2015 after finishing second on the team with 5.0 in 2014. Bryant had only recorded 5.0-or-more sacks in a season once before. Additionally, Weaver helped with the development of Browns rookie first-round pick DT Danny Shelton and undrafted rookie DT Jamie Meder.

In 2014, the Browns defensive line was plagued by injuries with starters Phil Taylor (11 games missed), Armonty Bryant (11 games missed) and John Hughes (nine games missed) missing significant action, which forced the team into 10 different starting lineup combinations. Despite being hindered by injuries, Weaver's unit contributed to a defense that led the league in opposing quarterback passer rating (74.1) and finished tied for fourth in the NFL in takeaways (29).

In 2013, Weaver served as the defensive line coach for the Buffalo Bills, where his defensive linemen accounted for 47.0 of the Bills' 57.0 sacks, a franchise record and the second-most in the NFL in 2013. Buffalo was the only team to have three players record double-digit sacks, including DE Mario Williams leading the team and finishing fourth in the NFL with 13.0. DT Kyle Williams registered a career-high 10.5 sacks and DE Jerry Hughes added 10.0. DT Marcell Dareus posted a career-best 7.5 sacks and was selected to the Pro Bowl along with M.Williams and K.Williams.

Prior to Buffalo, Weaver spent the 2012 season as the assistant defensive line coach with the New York Jets. He also spent a season (2011) as the linebackers coach at North Texas after beginning his coaching career as a defensive graduate assistant at Florida in 2010.

Before his coaching career, Weaver played seven seasons (2002-08) as a defensive end in the NFL, including four with the Baltimore Ravens (2002-05) and three with the Texans at the end of his career (2006-08). After being drafted in the second round by the Ravens in 2002, Weaver appeared in 103 career regular season games (98 starts) and recorded 260 tackles, 15.5 sacks, three interceptions, five forced fumbles and five fumble recoveries.

A native of Saratoga Springs, N.Y., Weaver was a four-year starter at Notre Dame and earned All-American honors as a standout college player.

Weaver and his wife, Kristin, have a son, Anthony Weaver Jr.

WEAVER'S COACHING LEDGER

2016	Defensive Line	Houston Texans
2014-15	Defensive Line	Cleveland Browns
2013	Defensive Line	Buffalo Bills
2012	Assistant Defensive Line	New York Jets
2011	Linebackers	North Texas
2010	Graduate Assistant	Florida

COACHING STAFF



CRAIG FITZGERALD

HEAD STRENGTH AND CONDITIONING

3RD SEASON WITH TEXANS / 3RD NFL SEASON

Craig Fitzgerald is in his third season as head strength and conditioning coach with the Houston Texans.

In 2015, Houston earned its first AFC South Division Championship since 2012. In Fitzgerald's first year in 2014, the Texans led the NFL with a seven-win improvement from 2013 and became the sixth team since 1978 to post a winning season following a year in which it won two-or-less games.

Fitzgerald served as Penn State's director of strength and conditioning from 2012-13 after spending the previous three seasons (2009-11) overseeing the University of South Carolina strength & conditioning program for football.

Prior to his time at South Carolina, Fitzgerald held the title of director of strength and conditioning at Harvard, where the football team won back-to-back Ivy League titles over his final two years. While at Harvard, he oversaw the training of all 41 NCAA teams, the largest number in the country.

From 2000-05, Fitzgerald served as the assistant director of strength and conditioning at his alma mater, the University of Maryland, where he directed the training for men's basketball, men's lacrosse, women's volleyball, and wrestling, while assisting with the training for football.

He began his professional career at The Catholic University of America as its first director of strength and conditioning from 1997-99. He then logged a six-month stint as a graduate assistant at Arizona State University before returning to his alma mater.

A native of Philadelphia, Pa., Fitzgerald holds a double degree in political science and history from Maryland, graduating in 1997. He was a three-time letterwinner (1994-96) for the Terrapin football team.

Fitzgerald is a certified strength and conditioning specialist through both the National Strength & Conditioning Association (NSCA) and the Collegiate Strength & Conditioning Coaches association (CSCCa).

In May 2010, Fitzgerald earned the certification of Master Strength and Conditioning Coach by the CSCCa, the highest honor given in the strength and conditioning coaching profession.

Fitzgerald and his wife, Mary, have three sons, Mac, Joe and Luke.

FITZGERALD'S COACHING LEDGER

2014-16	Head Strength and Conditioning	Houston Texans
2012-13	Director of Strength and Conditioning	Penn State
2009-11	Director of Football Strength and Conditioning	South Carolina
2005-09	Director of Strength and Conditioning	Harvard
2000-05	Assistant Director of Strength and Conditioning	Maryland
1999	Graduate Assistant Strength and Conditioning	Arizona State
1997-99	Director of Strength and Conditioning	Catholic University



BRIAN BELL

ASSISTANT STRENGTH AND CONDITIONING

2ND SEASON WITH TEXANS / 2ND NFL SEASON

Brian Bell enters his second season as assistant strength and conditioning coach with the Houston Texans.

Last season, the Texans earned their first AFC South Division Championship since 2012.

Bell worked on Head Strength and Conditioning Coach Craig Fitzgerald's staff at Penn State from 2012-13. Prior to accepting his position with the Texans, Bell was co-owner of the Athletic Factory, a sports performance center in Bowie, Md. From 2011-12, Bell served as the head football strength and conditioning coach at his high school alma mater, DeMatha Catholic, in Hyattsville, Md.


Bell was a tight end and fullback at Kent State from 2002-06. In 2007, Bell signed with the Washington Redskins as an undrafted free agent and played on the team's practice squad.

Bell and his wife Crystal have one daughter, Logan.

BELL'S COACHING LEDGER

2015-16	Assistant Strength and Conditioning	Houston Texans
2012-13	Assistant Strength and Conditioning	Penn State
2011-12	Head Strength and Conditioning	DeMatha Catholic HS

COACHING STAFF



IAN JONES

ASSISTANT STRENGTH AND CONDITIONING
1ST SEASON WITH TEXANS / 1ST NFL SEASON

Ian Jones joins the Houston Texans as an assistant strength and conditioning coach in 2016.

Jones served in a similar role on Bill O'Brien's staff at Penn State in 2013 and stayed at the school until joining the Cleveland Browns as a strength and conditioning assistant coach in 2016.

While at Penn State, Jones worked for USA Rugby as a strength and conditioning coach (2013-14).

From 2012-13, Jones served as a strength and conditioning assistant for London Welsh Rugby. Before that, he was a strength and conditioning intern for Eastern Michigan in 2012.

Additionally, Jones has worked as the head strength and conditioning coach for Cork Minor Gaelic Football and a regional strength and conditioning coach for Irish Hockey (2010-11). He started his coaching career as a strength and conditioning intern at the University of South Carolina (2010).

Jones graduated from the University College Cork in Ireland and attended Middlesex University in London for graduate school.

Originally from Bishopstown, Cork, Ireland, Jones now lives in Houston.

JONES' COACHING LEDGER

Year	Role	Team
2016	Assistant Strength and Conditioning	Houston Texans
2016	Strength and Conditioning Assistant	Cleveland Browns
2013-16	Assistant Strength and Conditioning	Penn State
2013-14	Strength and Conditioning	USA Rugby
2012-13	Strength and Conditioning Assistant	London Welsh Rugby
2012	Strength and Conditioning Intern	Eastern Michigan
2010-11	Head Strength and Conditioning	Cork Minor Gaelic
2010-11	Regional Strength and Conditioning	Irish Hockey
2010	Strength and Conditioning Intern	South Carolina

TEXANS COACHES IN THE BIG GAME

Houston's coaching staff is stocked with coaches who have played and/or coached in the NFL's biggest game, the Super Bowl. They are listed below:

COACHED	TEAM	SUPER BOWLS	PLAYED	TEAM	SUPER BOWLS
Romeo Crennel, Special Tms	N.Y. Giants	XXI#	Doug Colman, LB	Tennessee	XXXIV
Romeo Crennel, DL	N.Y. Giants	XXV#	Mike Devlin, OL	Buffalo	XXVIII
Romeo Crennel, Def. Coord.	New England	XXXI, XXXVI#, XXXVIII#, XXXIX#	Larry Izzo, LB	New England	XXXVI#, XXXVIII#, XXXIX#, XLII
George Godsey, Off. Asst.	New England	XLVI	Mike Vrabel, LB	New England	XXXVI*#, XXXVIII*#, XXXIX*#, XLII*
Larry Izzo, Special Teams Asst.	N.Y. Giants	XLVI#			
Bill O'Brien, Off. Coord.	New England	XLVI			
Bill O'Brien, Off. Asst.	New England	XLII			
Sean Ryan, WR	N.Y. Giants	XLII#, XLVI#			

*Denotes starter; #Denotes winning team

- Denotes winning team



FOOTBALL OPERATIONS



BRIAN GAINE

DIRECTOR OF PLAYER PERSONNEL

Brian Gaine enters his third season with the Houston Texans and second as director of player personnel. Gaine, who is in his 18th season in the NFL, provides a supervisory and leadership role to both the pro and college scouting departments and the Texans player evaluation process, while directing the team's pro personnel operation.

He served as the club's director of pro personnel in 2014, where he supervised all pro player evaluation, the advance scouting process, free agency and the monitoring of player transactional movement in all professional leagues.

From 2008-13, Gaine worked in various leadership roles in the player personnel department for the Miami Dolphins. From June 2012 to January 2014, he served as the assistant general manager, working directly with team management overseeing player personnel operations and the player evaluation process at both the collegiate and professional levels.

From April 2011 to June 2012, he functioned as the Dolphins' director of player personnel, providing supervision of both the pro and college scouting departments. Gaine began his career with the Dolphins as the assistant director of player personnel in January 2008, and held that position until March 2011. In that role, Gaine was responsible for directing the pro scouting operation, including player evaluations on all levels of professional football, advance scouting, free agency and tracking player movement, while also participating in the evaluation process of collegiate prospects in preparation for the NFL Draft.

Prior to his arrival in Miami, Gaine spent the previous three seasons as the Dallas Cowboys' assistant director of pro scouting (2005-07), where he worked with former Dolphins Executive Vice President and Hall of Famer Bill Parcells (2005-06). Gaine contributed to the Cowboys' evaluation process by managing the pro scouting department and evaluating players and rosters from the NFL and all levels of pro football. His additional responsibilities included advance scouting, free agency preparation, tracking pro player transactions and directing the development of the Cowboys pro scouting database.

Gaine went to Dallas after spending six years (1999-2004) in the New York Jets' scouting department. He served as the assistant director of pro scouting in 2004 and was a pro scout from 2001-03. In 2000, Gaine was the Jets' manager of pro player development/NFC, and he began his personnel career as a scouting assistant in the Jets' college scouting department in 1999.

Prior to joining the Jets in a front office capacity, Gaine served as a member of the team's practice squad in 1996, followed by a season with the New York Giants practice squad in 1997. He then signed and spent the 1998 offseason with the Kansas City Chiefs, but was waived prior to the start of training camp.

Gaine attended the University of Maine from 1991-95 where he played tight end. He served as the Black Bears' captain his senior season and earned his degree in public administration. Gaine grew up in Pearl River, N.Y., and attended Don Bosco Prep High School in Ramsey, N.J. He and his wife, Tricia, have a daughter, Kelsey, and sons, Ryan, Connor and Liam.



LARRY WRIGHT JR.

ASSISTANT DIRECTOR OF PRO PERSONNEL

Larry Wright Jr. enters his seventh season with the Houston Texans and third as assistant director of pro personnel. He is responsible for evaluating players on the Texans roster, other NFL rosters and street free agents as well as players in the Arena Football League and Canadian Football League. He also works on advance scouting of Texans opponents.

Wright was first hired by the Texans in May 2010. From 2007-09, Wright was assistant director of pro personnel with the Jacksonville Jaguars after serving as a pro scout with the team from 2004-07. He began his NFL career as a scouting assistant with Jacksonville in 2003. Wright spent 2009 coaching running backs at West Monroe (La.) High School.

Wright was the head coach at Ringgold (La.) High School from 2001-02, and was a graduate assistant at Grambling State University in 2000, where he coached running backs while earning his master's degree in sports administration. In the summer of 2000, he was a scouting intern with the Baltimore Ravens and a volunteer strength and conditioning coach for the Grambling basketball team.

Wright earned a degree in sociology at Louisiana Tech, where he was a three-year letterman and team captain in his senior season. He and his wife, Vincincia, have two daughters and one son, Victoria, Lauryn, and Larry III.

FOOTBALL OPERATIONS



JON CARR

DIRECTOR OF COLLEGE SCOUTING

Jon Carr is in his 10th season with the Houston Texans and second as the director of college scouting. He spent eight years as a college scout and three as a national scout before taking over as director in 2015. Prior to joining the Texans, Carr coached wide receivers at the University of Toledo from 2005-06 and helped the Rockets win the 2005 GMAC Bowl.

Before joining Toledo's staff, Carr was offensive coordinator at Eastern Illinois from 2003-04. He began his collegiate coaching career at Tennessee State in 1997, working with tight ends, wide receivers and quarterbacks and was promoted to offensive coordinator in 2000. In 2001, Carr's offense ranked third in I-AA (NCAA FCS) passing (302 yards per game), sixth in total offense (465 yards per game) and 14th in scoring (35.4 points per game). He also participated in the 2006 NCAA Expert Coach's Academy in Miami and the NFL Stanford Program for Managers at the Stanford Graduate School of Business in 2012.

During the summer of 2002, Carr was a member of the Oakland Raiders' preseason coaching staff as part of the NFL's Minority Internship Program. He has also worked with the National Football League Properties as the program coordinator for Chicago and Detroit summer youth inner-city football camps.

Carr was a quarterback at Southeast Missouri State from 1987-89 before he transferred to Purdue, where he earned a degree in law and society in 1991.

Carr has one son, Corbyn, and he and his wife, Shenikwa, are parents of two girls, Kennedy and Kayla.



ROB KISEL

NATIONAL SCOUT

Rob Kiesel re-joined the Houston Texans in 2012 as a college scout after spending five years as the director of operations for BLESTO. He previously worked in the Texans personnel department for seven years as a scouting administrator (2000-01), college scout (2002-03) and pro scout (2004-07).

Kiesel was tabbed as BLESTO's director of operations in 2007, replacing legendary scout Jack Butler and helping lead the scouting service's move to Jacksonville, Fla. from Pittsburgh, Pa.

Kiesel first came to the Texans after serving as the draft room coordinator for the Washington Redskins from August 1999 through April 2000. He got his start in the NFL as a training camp intern from 1995-97 with the Redskins before serving as a scouting intern with the team from July 1998 until June 1999. In addition, Kiesel interned for the World League's London Monarchs during the 1997 season and was a labor relations intern at the NFL Management Council in 1999.

Kiesel grew up in Clearwater, Fla. He earned his bachelor's degree in business communications from Florida State, where he served as a student assistant for Head Coach Bobby Bowden in the football office for four years.



MIKE MARTIN

NATIONAL SCOUT

Mike Martin is in his 10th season with the Houston Texans. He was hired by the Texans in the spring of 2007 as a college scout after spending the previous four seasons with the Tampa Bay Buccaneers personnel department.

Martin joined the Buccaneers as a pro personnel assistant in 2003 before becoming a pro scout in 2004. He spent his last two seasons in Tampa Bay as the southeast region and national combine scout. Martin started his NFL career as an intern with the Tennessee Titans in 2002.

Martin was a four-year letterman at Vanderbilt University (1999-2002), playing defensive back and on special teams. He was also a finalist for the 2003 Male SEC Scholar-Athlete of the Year. Martin graduated cum laude from Vanderbilt in 2002 with a bachelor's degree of science in human and organizational developmental studies. He also earned his master's degree in organizational leadership in 2003.

He and wife, Cari, reside in Houston with their son, Maddon, and daughter, Malone.



TOLU LASAKI

PRO SCOUT

Tolu Lasaki enters his second season with the Houston Texans as a pro scout.

Lasaki is responsible for tracking and evaluating players around the NFL and other professional leagues. He also does advance scouting of Texans opponents, assists with the team's free agent workouts, and does college cross-evaluations for the NFL Draft.

Before joining the Texans, Lasaki worked with the Baltimore Ravens from 2009-15 as a player personnel assistant. He worked in both pro and college scouting, and was a part of the staff that won Super Bowl XLVII.

From 2005-08, Lasaki worked as a graduate assistant coach at Southern Methodist University. He earned his Master of Business Administration from SMU in 2006.

Prior to SMU, Lasaki spent two seasons as the cornerbacks coach for the Colorado School of Mines (2002-04), where he also played cornerback and graduated with a degree in engineering. As a four-year letterman at CSM, Lasaki earned all-conference honors and was the team's Defensive Player of the Year in 2001.

Born just outside of Denver, Lasaki now lives in Houston.



CHRIS BLANCO

PLAYER PERSONNEL SCOUT

Chris Blanco enters his fifth season with the Houston Texans and third as a player personnel scout. Blanco had worked as the interim pro scout from February to May 2014 after serving as the pro personnel intern since June 2012. He is responsible for evaluating players on NFL rosters, free agents and collegiate prospects across the country.

Blanco was a two-year starter as a cornerback at Dartmouth College from 2003-07 where he earned his degree in sociology. In addition to playing football for the Big Green, Blanco was also a member of the Dartmouth boxing team.

Blanco is also a graduate of the University of Iowa College of Law, where he was the co-founder and co-president of the Sports Law Society and served as a recruiting intern for the Hawkeyes football team.

Blanco, a native of La Mirada, Calif., resides in Houston.



RYAN CAVANAUGH

COLLEGE SCOUT

Ryan Cavanaugh was hired by the Houston Texans in the spring of 2009 as an area scout and covers the Northeast and Midwest for Houston.

Cavanaugh spent eight seasons with the Indianapolis Colts' scouting department, including six as an area scout. He joined the Colts organization in January 2001 after spending the 2000 minicamp and training camp in the club's operations department. He graduated from Appalachian State in December 2000 with a bachelor's degree in commercial recreation management.

Cavanaugh was born in Raleigh, N.C. He is married to the former Melissa Anne Searls of Greensboro, N.C., where they reside with their daughters, Mallory Anne and Samantha Lee.



MOZIQUE McCURTIS

COLLEGE SCOUT

Moziq McCurtis is in his first season as a college scout for the Houston Texans, covering the Southwest region and cross-checking the West Coast. He worked for the Texans as a player personnel scout from 2012-14 after serving as a pro scouting assistant for the Texans from 2010-11. This will be McCurtis' seventh season with the team.

Prior to joining the Texans in 2010, McCurtis was a pro scouting assistant for the Seattle Seahawks.

McCurtis was a three-year letterman as a defensive back at the University of Southern California, where he helped the team win three conference titles and two Rose Bowl titles while playing for current Seattle Seahawks Head Coach Pete Carroll. He graduated from USC in 2008 with a degree in history.

McCurtis, a San Diego native, resides in Austin, Texas.



FRANTZY JOURDAIN

COLLEGE SCOUT

Frantzy Jourdain joins the Houston Texans in 2016 as a college scout. This will be his 14th season in the NFL. Jourdain spent the last 13 years with the Patriots personnel department with 11 years as an area scout. He was originally hired by New England as a player personnel assistant in 2003.

Jourdain spent the 2002 season as the secondary coach and co-special teams coordinator at Duquesne University, a season during which the Dukes led Division I-AA in interceptions, scoring defense and fewest total yards allowed per game.

Jourdain attended the University of Rhode Island (1993-97), where he was a three-year starter for the Rams at running back and strong safety. He also attended North Carolina Central University, where he coached running backs and worked on a master's degree in criminology from 1998-2000.



NATHAN TROTT

COLLEGE SCOUT

Nathan Trott is in his 10th year with the Houston Texans and eighth as a college scout covering the West Coast region. Trott previously served as the pro scouting intern for the Texans during the 2007 and 2008 seasons.

Trott grew up around the game with his father, Bob Trott, being a long-time coach in both the NFL and college ranks. Nathan served as an intern with the Cleveland Browns during the summers of 2005 and 2006, assisting in youth development, the equipment room and coaching.

Trott played football at Midway High School in Waco, Texas and earned second-team all-district honors. He was also named to the Central Texas Top 25 list and earned Special Teams MVP as a senior. Trott went on to play cornerback for Elon University from 2003-07, where he earned his degree in sports management.

Originally from Fayetteville, Ark. when his father was the defensive coordinator of the Razorbacks, Trott resides in Phoenix.



SETH TURNER

COLLEGE SCOUT

Seth Turner joined the Houston Texans as a college scout in July 2015. This will be his 17th season in the NFL and 15th as a college scout.

Turner served as a scout for the New York Jets for one season before joining the Texans, where he was responsible for the Midwest area of the country.

Prior to his time in New York, Turner spent 14 seasons with the Buccaneers, where he was also responsible for scouting the Midwest region after spending four seasons as Tampa Bay's national combine scout. During his time with the Buccaneers, Turner was a part of five playoff appearances, three division titles and one Super Bowl championship.

Turner joined the Buccaneers in July of 2000 as an intern in the college and pro scouting department. Prior to joining the Buccaneers, Turner was an intern for the NFL's player personnel department, as well as a summer intern for the Buffalo Bills' player personnel staff in 1999.

Turner graduated with a bachelor's degree in physical education from Baker University in Kansas in 1997 and then earned a master's degree in sports management in 1999 from Indiana State. He was a four-year letterman at linebacker and defensive end at Baker.

Turner, a native of Lansing, Kan., lives in Columbia, Mo., with his wife, Ariana, and their three children: sons, Graham and Heath, and daughter, Belén.



MATT JANSEN

COLLEGE SCOUTING COORDINATOR

Matt Jansen enters his second season as the college scouting coordinator for the Houston Texans.

Jansen works with Director of College Scouting Jon Carr and Director of Player Personnel Brian Gaine on the day-to-day operations of the college scouting department, which includes preparing for College All-Star Games, the NFL Combine and the NFL Draft. Jansen also evaluates college players, visits schools to see prospects, and attends pro days across the country. He organizes the Texans' local workout with top college prospects from the Houston area and schedules the team's college player visits during the month of April.

From 2013 to 2014, Jansen served as a player personnel assistant with the Baltimore Ravens. In Baltimore, he had responsibilities in both pro personnel and college scouting. As a player personnel assistant, he worked on scouting advances of upcoming opponents and evaluated street free agents. He also scouted pro teams, evaluated players on other rosters, and kept track of any player movement throughout the league.

While with the Ravens, Jansen also visited schools to evaluate college prospects, organized the local area workout for top college players, and attended numerous pro days.

Jansen started with the Texans as a college scouting intern in 2011 under current New York Jets General Manager and former Texans College Scouting Director Mike Maccagnan. Jansen was in Houston for two division championship years (2011, 2012) doing various projects in both college scouting and pro personnel, along with weekly special teams evaluations and game recaps of the Texans roster. Additionally, Jansen maintained quality control of the Texans scouting database, and made point of attack tapes on college prospects for review in draft meetings.

Jansen is a 2011 graduate of Texas Tech University with a degree in exercise and sports sciences. Jansen did a Football Operations training camp internship with the Texans in the summer of 2008. While at Texas Tech, he also spent five seasons as a student-coach, working with the Red Raiders defensive staff. In those five years, Texas Tech compiled a 45-20 record, including four bowl game victories, a share of the 2008 Big 12 South Division Championship, and three victories over top 10 teams.

Jansen is from Cypress, Texas, graduating from Langham Creek High School in 2006. He currently lives in Houston.



GEOFF KAPLAN

DIRECTOR OF SPORTS MEDICINE / HEAD ATHLETIC TRAINER

Geoff Kaplan is in his eighth season as the Houston Texans director of sports medicine/head athletic trainer after spending the previous 14 seasons with the Tennessee Titans/Houston Oilers as an assistant athletic trainer. The 2016 season marks Kaplan's 24th in the NFL.

Kaplan and his staff were recognized by the Pro Football Athletic Trainers Society as the 2013 Athletic Training Staff of the Year, an annual award voted on by all NFL athletic trainers. It was the second time Kaplan has won the award, first doing so following the 2000 season as a member of the Tennessee Titans training staff.

Kaplan joined the Houston Oilers full-time in 1995 after serving as a season-long intern in 1994. Prior to joining the Oilers, Kaplan was a season-long intern with the Green Bay Packers in 1993.

A native of Parsippany, N.J., Kaplan earned his degree in physical therapy and a certificate in athletic training from the University of Wisconsin-Madison. He continued his education by becoming a certified strength and conditioning specialist in 1997 and completed his master's degree from Tennessee State University in the summer of 2003.

In 2005, Kaplan was certified as a clinical specialist in sports physical therapy by the American Board of Physical Therapy Specialists. Kaplan frequently lectures on a variety of sports medicine topics, including the rehabilitation of athletic injuries, to local and national organizations, hospitals and universities.

Kaplan has continued to advance his education, becoming certified in Graston soft tissue mobilization (2009) and Functional Dry Needling (2013).

Geoff and his wife, Shelly, have two sons, Everett and Sawyer. They reside in Missouri City, Texas.



ROLAND RAMIREZ

REHABILITATION COORDINATOR / ASSISTANT ATHLETIC TRAINER

Roland Ramirez is in his ninth season as the rehabilitation coordinator/assistant athletic trainer for the Houston Texans. Before joining the Texans, he held the same position with the Atlanta Falcons during the 2007 season, and served as a contract athletic trainer for the Tennessee Titans during the 2005 and 2006 seasons. Ramirez also served as an assistant athletic trainer for the Nashville Kats Arena Football team (AFL) during the 2006 season.

Last season, Ramirez won the 2016 AFC Tim Davey Assistant Athletic Trainer of the Year Award, which is presented annually at the Professional Football Athletic Trainers Society meeting at the NFL Combine in Indianapolis. The recipient is nominated by the membership and selected by a committee that includes past recipients. This award is emblematic of the commitment, dedication and high level of integrity that Tim Davey, an employee of the New York Jets and the NFL for 33 years (1969-2002), brought to the profession of athletic training and is representative of his level of service which he dedicated to his surrounding community.

In 2013, Ramirez and the Texans sports medicine staff were recognized by the Pro Football Athletic Trainers Society as the Athletic Training Staff of the Year, an annual award voted on by all NFL athletic trainers.

Prior to entering the ranks of the NFL, Ramirez worked as a physical therapist in an orthopedic and sports medicine clinic while completing his graduate work in athletic training. He earned a dual master's degree in physical therapy and athletic training from the Texas Tech University Health Sciences Center in 2004 and 2005, respectively. Ramirez completed his undergraduate work at Texas Tech, where he played football from 1998-99.

As a graduate student, Ramirez served as an athletic trainer for the baseball teams at Wayland Baptist University and Lubbock Christian University. He also worked with the Texas Tech football team during the 2004 season, and served as a strength and conditioning coaching intern prior to the 2004 season.

Ramirez is board certified as a clinical specialist in sports physical therapy by the American Board of Physical Therapy Specialists. He also holds a certification as a strength and conditioning specialist and is a member of the NATA, APTA, NSCA, and PFATS.

Ramirez and his wife, Misty, live in Missouri City, Texas with their two children, Kade and Tessa.



TRAVIS TURNER

ASSISTANT ATHLETIC TRAINER

Travis Turner is in his second season as assistant athletic trainer for the Houston Texans after serving as an intern for the previous two years (2013-14).

Turner assists Director of Sports Medicine/Head Athletic Trainer Geoff Kaplan with all athletic training operations, including rehab, assessment, taping and treatment of athletic injuries. Turner also supervises the staff's numerous interns, manages inventory and orders new supplies.

In 2013, Turner and the Texans sports medicine staff were recognized by the Pro Football Athletic Trainers Society as the Athletic Training Staff of the Year, an annual award voted on by all NFL athletic trainers.

Before joining the Texans in 2013, Turner was an intern with the St. Louis Rams during the 2012 season and a graduate assistant at West Virginia University from 2010-12. In 2012, he was named Most Outstanding Graduate Assistant Athletic Trainer for his work with the Mountaineers. He started as a graduate assistant at HealthWorks Rehab and Fitness from 2010-12.

Turner earned a degree in athletic training as a student at Texas Lutheran University (2006-10). In 2015, he was recognized as a distinguished young alumni by TLU. He later earned a master's degree in athletic training from WVU.

Turner, a native of La Vernia, Texas, lives in Houston and is the son of Frank and Nancy Turner. He has two brothers, Dustin and Chance.



JEREMY BAXTER

ASSISTANT ATHLETIC TRAINER

Jeremy Baxter joins the Houston Texans in 2016 as an assistant athletic trainer, where he works with Director of Sports Medicine/Head Athletic Trainer Geoff Kaplan.

Before joining the Texans, Baxter worked as a physical therapist and athletic trainer at Northwestern University (2012-16). He also worked as an assistant instructor for Kinetacore Physical Therapy Education (2012-16) and a physical therapist at OrthoSport Physical Therapy (2010-12). He started as a student athletic trainer at the University of Oklahoma (2002-05).

In 2012, Baxter was certified as a clinical specialist in sports physical therapy by the American Board of Physical Therapy Specialists. He is also a certified athletic trainer by the National Athletic Trainer's Association and a certified CPR/AED specialist by the American Heart Association.

Baxter earned his master's degree in athletic training from the Texas Tech Health Sciences Center in 2010. He graduated from the University of Oklahoma with a bachelor's degree in health studies (2006) and then a master's degree in physical therapy (2008) from the OU Health Sciences Center.

Originally from Norman, Okla., Baxter now lives in Houston.



ERIK KOREM

DIRECTOR OF SPORTS SCIENCE

Erik Korem joins the Houston Texans in 2016 as the director of sports science. His role is designed to further advance the team's player development and performance model.

Before joining the Texans, Korem served as the high performance coach at the University of Kentucky (2013-16), where he oversaw the program's player development model. Korem also worked as director of sports science and football operations at Florida State University (2010-12) and as an assistant strength and conditioning coach at Mississippi State (2007-09).

Korem started as head strength and conditioning coach at Fort Valley State in 2006 before spending two years at the University of the Pacific, where he served as the director of athletic performance (2006-07).

Korem played college football at Texas A&M, where he earned his bachelor's degree in applied exercise physiology. He also earned a master's degree in exercise science at the University of Arkansas and served as a strength and conditioning graduate assistant from 2004 to 2006.

Currently, Korem is working on his PhD in biomechanics and exercise science, where he is researching how sleep is associated with the performance of football players. His expected graduation date is in the spring of 2017.

Korem has also served on the Nike Performance Council since 2014 and has been a Track and Field Coach/Consultant for numerous International Champions in the sprint events. He was the strength and conditioning coach and sports scientist for 11 years for Veronica Campbell-Brown, who was a two-time Olympic gold medalist in the 200m. Korem was also a featured speaker at the Sloan MIT Sports Analytics Conference in 2015.

Originally from Dallas, Korem and his wife, Hayle, now live in Houston with their two sons, Cooper and Connor.

FOOTBALL OPERATIONS



STEVE SMITH

SPORTS PERFORMANCE COORDINATOR / NUTRITIONIST

Steve Smith is in his third season with the Houston Texans, where he serves as the sports performance coordinator and team nutritionist. In his role, Smith assists Director of Sports Science Erik Korem in performance monitoring and intervention while also managing the nutrition needs for the team.

Smith previously worked as a performance dietitian for the IMG Performance Institute in Bradenton, Fla. and served as the team chef and dietitian for the Oklahoma City Thunder of the NBA. Smith has also spent time as a performance dietitian for the Army's 5th Special Forces Group.

Smith is a registered dietitian nutritionist licensed in the state of Texas and a certified specialist in sports dietetics. He graduated from Johnson & Wales University with a Bachelor of Science in culinary arts and played Division I soccer at Appalachian State University.

Originally from Plano, Texas, Smith now lives in Katy with his wife, daughter and two dogs.



TIM BROG

DIRECTOR OF VIDEO OPERATIONS

Tim Brog is in his second season as the director of video operations for the Houston Texans after serving as the assistant director of video operations for the previous four years.

He began his tenure as an intern with the Texans in July 2008. Brog was then hired as a video operations assistant in June 2009 before becoming assistant director in August 2011. The 2016 season will mark Brog's ninth year with the team.

Prior to joining the Texans, Brog was the video coordinator for the Grand Rapids Rampage of the Arena Football League in his home state of Michigan during the 2008 season.

Brog is a graduate of Grand Valley State University, where he earned his bachelor's degree in broadcasting in 2008. While a student, Brog worked for the sports department at WOOD-TV 8 in Grand Rapids, Mich., filming high school and college athletic events.

Brog is from Middleville, Mich., and graduated from Thornapple Kellogg High School. He is married to Bianca Brog and resides in Houston.



DUSTIN KADRI

ASSISTANT DIRECTOR OF VIDEO OPERATIONS

Dustin Kadri is in his second season as assistant director of video operations for the Houston Texans. Kadri is primarily responsible for importing practice and game film into the team's video system.

Prior to joining the Texans, Kadri was a support manager and developer for DVSport. From 2011-13, Kadri was the director of video operations for the University of Southern Mississippi football team.

Kadri spent one year as a video intern for the Pittsburgh Steelers (2009) and one year with the Arizona Cardinals (2010). With both teams, he was responsible for importing practice film and managed the still-shot machine on

game days.

Kadri graduated from Miami University in Oxford, Ohio with a bachelor's degree in management and organizations. Originally from Crooksville, Ohio, he currently resides in Houston.



TY LYNCH

VIDEO OPERATIONS ASSISTANT

Ty Lynch is in his second season as video operations assistant with the Houston Texans. He assists coaches, players and staff in all aspects of video operations, including filming, editing, and updating equipment. Lynch also works closely with college scouts during the NFL Draft to help with their video needs.

Lynch served as a video operations intern with the Texans from 2012-15. He also worked as a football operations training camp intern in July 2012.

Lynch attended Concord University on a football scholarship and earned a bachelor's degree in business administration with an emphasis in marketing. He was a three-year starter for the Concord football team and served as team captain during his last season.

Lynch was born in Woodbridge, Va., where he was a three-year starter and captain for the Hylton High School football team. Lynch also won a District Championship in wrestling his senior year. He is currently engaged to Sydney Smith.



MIKE PARSON

DIRECTOR OF EQUIPMENT SERVICES

Mike Parson is in his second season as director of equipment services for the Houston Texans. He handles all equipment needs for the organization and team.

Parson joined the Texans equipment staff in 2008 after several internships with the New Orleans Saints and five years of experience at the collegiate level. He was promoted to director after serving seven years as an equipment assistant in Houston.

Parson worked minicamps and training camps for the Saints in 2001-02 and worked the full season with the team in 2005. That year, the staff overcame extraordinary challenges in the forced evacuation from New Orleans due to Hurricane Katrina. After departing New Orleans, the club's base of operations moved three times, including a last stop at a high school baseball stadium in San Antonio. The staff was awarded the Whitey Zimmerman Memorial Award, given annually to the NFL equipment staff that exceeds the usual demands of the position with excellent service.

Parson was the equipment manager for four years at the University of New Orleans, where he oversaw the equipment operations for the entire athletic department. He was also equipment manager for Benedict College during the 2003 season.

Parson, a 2003 graduate of Mississippi State University with a bachelor's degree in physical education, was born in Vicksburg, Miss., and resides in Houston.



RYAN GOWENS

EQUIPMENT SERVICES COORDINATOR

Ryan Gowens is in his second season as equipment services coordinator with the Houston Texans. This will be his ninth year in the NFL.

Gowens works with Director of Equipment Services Mike Parson to fit and order equipment for all Texans coaches and players. He also helps manage team equipment during practices and road games.

Before joining the Texans, Gowens worked seven years as an assistant equipment manager with the Jacksonville Jaguars (2005-06 & 2010-15). In 2007, he served as head equipment manager at Murray State.

Gowens was an assistant football equipment manager and the head baseball equipment manager at Texas A&M from 2008-10. He obtained a degree in business management and served as a student manager in College Station from 1999-2005.

Originally from Austin, Texas, Gowens lives in Sugar Land, Texas with his wife, Tiffany, who was a three-time All-American swimmer at Texas A&M. They have been married over 10 years and have a two-year-old daughter, Quinn.



KYLE KAMAU

EQUIPMENT SERVICES ASSISTANT

Kyle Kamau is in his second season as equipment services assistant with the Houston Texans. He is in charge of fitting and maintaining the players' helmets and shoulder pads as well as facilitating team practices by setting up drills and spotting balls.

Kamau also served as an equipment staff intern for the Texans in 2012. From 2013-14, Kamau was an assistant equipment manager for the Philadelphia Eagles for two seasons.

Kamau graduated from the University of Hawai'i at Manoa where he studied sociology. As a student at Hawai'i, he served as the football team's equipment manager.

Originally from El Cajon, Calif., Kamau and his wife, Nicki, currently live in Pearland, Texas. He has one brother, Brad, and his parents are Keoki and Barbara. Keoki was an athletic trainer in the NFL for 18 years with the Washington Redskins and San Diego Chargers.



EMMETT BAYLOR III

DIRECTOR OF SECURITY

Emmett Baylor III is in his fifth season as director of security for the Houston Texans. Baylor is responsible for directing and overseeing all security matters throughout the organization with an emphasis on football operations front office staff, players and personnel.

Baylor joined the Texans in 2012 after serving 10 years with the Federal Air Marshal Service where he was assigned to the Detroit Field Office, serving as a Federal Air Marshal, Acting Supervisory Federal Air Marshal, and back-up Supervisor. Baylor was promoted to Supervisory Federal Air Marshal in October 2004 and held the positions of Squad Supervisory Federal Air Marshal, Administrative Supervisory Federal Air Marshal, Airport Supervisory Federal Air Marshal and Recruiting Supervisory Federal Air Marshal. In February 2006, Baylor served as the TSA Event Manager for Super Bowl XL, held in Detroit. He was promoted to Assistant Supervisory Air Marshal in Charge (ASAC) in March 2007.

Assigned to the Houston Field Office, he then oversaw the management of the Operations Section, the Training Section, the Airport Liaison Section, the Administrative Section, the Visible Intermodal Protection and Response (VIPR) Teams and seven Federal Air Marshal Squads.

Prior to joining the Federal Air Marshal Service, Baylor began his professional career with the Bureau of Alcohol, Tobacco and Firearms (ATF). He accepted an appointment as a Special Agent in 1987 and conducted criminal and background investigations, undercover assignments and participated in surveillance operations. During his tenure with ATF, Baylor was a member of the Special Response Team (SRT), which conducted high-risk operations such as search and arrest warrants. Baylor also served as a recruiter for ATF.

After serving six years with ATF, Baylor was appointed to the position of Second Deputy Chief with the Detroit Police Department, serving as the commanding officer of the Community Policing Division. He was responsible for the operations of the Police Athletic League (PAL), the Police Reserves, the Chaplain Corps, the Crime Prevention Section, the Junior Police Cadets and the Mini-station Administration. Additionally, he was the grant administrator for the Department's federally funded community policing programs. He remained with the Detroit Police Department until July 1997.

In October 1997, Baylor began working in the private sector with Pinkerton Security (now Securitas). He worked in a number of Security Specialist positions with increasing responsibility for the security and fire operations at General Motors assembly plants and office complexes. The last two years of his tenure with Pinkerton were spent as an Executive Protection Specialist, providing personal protection for GM executives while traveling or attending public functions. Additionally, Baylor conducted electronic countermeasure surveillance at board meetings and other meetings where proprietary information was being discussed.

Baylor holds a Bachelor of Criminal Justice degree from Florida A&M University, is a graduate of Northwestern University, School of Police Staff and Command and has successfully completed the TSA Senior Leadership Development Program.

He currently resides in Manvel, Texas with his wife, Lynn, and son, Emmett IV.



SEAN WASHINGTON

DIRECTOR OF PLAYER ENGAGEMENT

Sean Washington is in his 10th season with the Houston Texans as the director of player engagement.

Washington is responsible for supporting players and their families with making a smooth transition from college to the NFL. He strives to raise players' awareness, increase their education, and keep them thinking proactively. He also assists players in thinking things through with club-level and NFL-mandated life skill programs and professional development opportunities. Washington serves as a key resource for players to minimize their off-the-field distractions and is the central figure in providing any support service.

Prior to joining the Texans, Washington worked for a decade with high school students, mentoring, teaching and coaching around the Houston area. Washington previously coached at Burbank Middle School, Sam Houston High School, Angleton High School and Alief Elsik High School. Additionally, he served as the Texas Sports Development Academy youth camp director.

Washington played defensive back for the New Orleans Saints in 1994 as an undrafted free agent and then played in the World Bowl with the Amsterdam Admirals in 1995.

Washington, a Houston native, attended Waltrip High School and earned his bachelor's degree in sports management from Rice University in 1994. He was an All-Southwest Conference cornerback from 1991-93 and a member of the Sporting News All-American team in 1993 with the Owls.

He resides in Richmond, Texas with his wife, Eanisha, and his two sons, Lake and Cruz.

FOOTBALL OPERATIONS



JASON LOWREY

DIRECTOR OF FOOTBALL OPERATIONS

Jason Lowrey is in his third season as director of football operations and seventh season overall with the Houston Texans.

In his role, Lowrey oversees all aspects of team travel, including the planning, lodging and transportation needs of the organization. He is responsible for maintaining the day-to-day football operations budget and assists the Texans coaching staff in the coaches' booth on game days.

Lowrey joined the Texans in August 2010 as the football operations manager after running his own local business.

Lowrey served on active and reserve duty in the military as a Navy corpsman from 1992-2004.

A native of Kerville, Texas, Lowrey has two daughters, Ella and Aubree. He and his wife, Dana, reside in Richmond, Texas.



KHALIL REED

FOOTBALL OPERATIONS MANAGER

Khalil Reed is entering his ninth season overall with the Houston Texans and first as football operations manager. Reed spent the previous six seasons as the team's security and player engagement manager. This will mark his 10th season overall in the NFL.

Reed assists Director of Security Emmett Baylor and Director of Player Engagement Sean Washington in promoting high standards of professionalism while being actively involved in the off-the-field development of each Houston Texans player. Among his many responsibilities, Reed promotes security and player development initiatives with players, spouses, coaches, club executives and local police agencies. He also serves as a co-facilitator and manager for club level programming, such as the Rookie Offseason Development program, the Rookie Success program, the Professional Development program and the newly implemented Rookie Transition Program.

In his new role as operations manager, Reed will assist in the day-to-day operations of the team and will serve as the team's travel coordinator for all road games. He will oversee all aspects of team travel, including the planning, lodging and transportation needs of the organization.

Before joining the Texans, Reed was an events and operations summer intern with the Cleveland Browns in 2006. He also served as a media relations student assistant at Liberty University from 2004-07, where he earned his bachelor's degree in sports management.

A native of Jersey City, N.J., Reed resides in Houston with his fiancée, Phylcia Fields.



KEVIN KRAJCOVIC

FOOTBALL ADMINISTRATION COORDINATOR

Kevin Krajcovic enters his second season as the football administration coordinator for the Houston Texans. He spent the prior six seasons as a football administration analyst with the team after serving as an intern for two years.

Krajcovic assists Vice President of Football Administration Chris Olsen on negotiating player contracts and managing the Texans salary cap.

Krajcovic graduated from Ohio University with two master's degrees in sports administration and business administration while earning his bachelor's degree in sports sciences.

Krajcovic, a Cleveland native, resides in Houston with his fiancée, Rachel.

FOOTBALL OPERATIONS



RUSSELL JOYNER

DIRECTOR OF FOOTBALL INFORMATION SYSTEMS

Russell Joyner is in his sixth season with the Houston Texans and serves as the director of football information systems.

Joyner is responsible for designing, developing, and supporting information systems for the Texans personnel department, football administration and coaching staff. He was promoted to this role in February 2012 after serving as a football administration developer.

Before joining the Texans, Joyner served as a programmer analyst with the Atlanta Falcons (2007-10) and a support specialist with Virtual Systems (2005-07).

Originally from Lufkin, Texas, Joyner earned his Bachelor of Science degree in business computer information systems from the University of North Texas. He also played two seasons of collegiate tennis at Henderson State University.

Joyner and his wife, Dusti, currently live in Missouri City, Texas with their two girls, Taylor and Sadie.



MICHAEL DORE

FOOTBALL APPLICATIONS PROGRAMMER

Michael Dore is in his second season as a football applications programmer with the Houston Texans. He assists Director of Football Information Systems Russell Joyner in building, maintaining and enhancing football-related applications utilized by the football operations staff.

Before joining the Texans, Dore performed analytics and programming in the healthcare industry for two years. He earned a Bachelor of Science degree from the University of Notre Dame and majored in science-business.

Originally from Orlando, Fla., Dore currently lives in Houston.



STUDYING THE HUMAN
BODY AT ITS PEAK, TO
TREAT IT WHEN IT'S NOT.
THAT'S THE DIFFERENCE
BETWEEN PRACTICING
MEDICINE AND LEADING IT.

As team doctors for professional athletes and performers, Houston Methodist provides expert care to those who push their bodies to the limits. We're using advanced therapies to get Houston Texans players back on the field faster. With the Houston Astros, we're pioneering less-invasive treatments for shoulder injuries. And by using innovative healing techniques, we're more effectively treating stress fractures for Houston Ballet's dancers. Experience we then use to treat everyday athletes with the same elite level of care.

For a physician referral or appointment,
visit houstonmethodist.org or call 713.790.3333.



HOUSTON
Methodist
ORTHOPEDICS &
SPORTS MEDICINE

OFFICIAL HEALTH CARE PROVIDER





TEXANS
STAFF

HOUSTON TEXANS STAFF



Connie Alvarez
Senior Employee
Benefits Manager



Joe Amaral
Videographer/Producer



Cassandra Andrews
Senior Accountant



Jerry Angel
Director of Corporate
Development



Derek Beeman
Senior Director of Ticket Sales
and Market Analytics



Lacey Berlau
Partnership Marketing Manager



Lauren Boone
LSSE Marketing
Coordinator



Rick Bornhauser
Customer Service
Representative



Sharon Boschi
Corporate Development
Coordinator



Chris Boulware
Partnership Marketing
Coordinator



Lauren Brezger
LSSE Event
Coordinator




Emily Bruss
Foundation Manager



Warren Caguioa
Senior Account Executive -
Ticket Sales



Chandler Carlson
Club Seat
Coordinator



Dr. Michael Chang
Team Emergency
Physician



Jesse Clark
Integrated Media
Coordinator



Alex Comerota
Partnership Marketing
Manager



Tamala Croasmun
Controller



Rita Daniels
Executive Assistant -
Rick Smith



Marvin Dave
Office Services
Supervisor

HOUSTON TEXANS STAFF



Amber Davies
*Administrative Assistant -
Pro Personnel*



Ted Dickerson
*Director of Event
Logistics & Operations*



Cody Disbennet
*Event Operations
Manager*



Trang Do
*Human Resources
Manager*



Drew Dougherty
*Texans Television Host &
Sr. Integrated Media Manager*



David Fletcher
*General Manager -
LSSE*



Dr. Steven Flores
Team Orthopedist



Blaine Foreman
*Operations Manager -
LSSE*



Stephen Friedlander
*Senior Account Executive -
Suite Sales*



Susie Galvan
*Executive Assistant -
Chairman's Office*



Alto Gary
*Director of Cheerleader
Programs*



Gavin Gehrt
*Executive Producer -
Director of Video Production*



Eva Graham
*Executive Assistant -
Chris Olsen and Doug West*



Lewis Gray
*Corporate Development Rep-
resentative - LSSE*



Kristen Grimes
*Account Executive -
Suite Sales*



Torrie Hardcastle
Marketing Coordinator



Dr. Dana Harper
Team Chiropractor



Disney Harris
*Partnership Marketing
Event Manager*



John Harris
*Integrated Media
Manager*



Gladys Hernandez
Accountant

HOUSTON TEXANS STAFF



Joni Honn
Team Massage
Therapist



Josh Hubel
Sr. Motion Graphic Design
Broadcast Producer



Karissa Hudik
Event Services
Coordinator



Dr. Thomas Hunt
Team Orthopedist



Kathryn Iribarren
Ticket Services and
Operations Coordinator



Kris Jackson
Senior Accountant



Emily James
Staff Accountant



Dane Jensen
Sponsorship Services
Coordinator - LSSE



Andrew Johnson
Mascot Coordinator



Jeremy Jones
Office Services
Coordinator



Georgie Jozwiak
Executive Assistant -
Robert McNair



Jan Kelly
Vice President -
Risk Management



Chris Kerford
Marketing Coordinator



Morgan Kleinschmidt
Community Relations
Coordinator



Greg Kondritz
Associate General Counsel &
Senior Director



Haley Kovar
Admin. Assistant -
College Scouting



Dr. Manickam Kumaravel
Team Radiologist



Christine Laur
Executive Assistant -
Head Coach



Allie LeClair
Corporate Communications
Coordinator



Dr. David Lintner
Team Orthopedist

HOUSTON TEXANS STAFF



Faisal Lodhi
*Information Technology
Developer*



Dr. Walter Lowe
*Team Medical Director &
Head Team Orthopedist*



Ciara Macaulay
Senior Graphic Designer



Brett Maikowski
*Communications
Manager*



Omar Majzoub
*Communications
Coordinator*



Jackie Maldonado
*Senior Marketing
Manager*



Bonny Marshall
*Executive Assistant -
Jamey Rootes*



Kayla Mauch
Senior Accountant



Derek Mauney
*Information Technology
Support Analyst*



Kandyace Mayberry
Community Relations Manager



Lauren McCoy
Graphic Designer



Jay McDevitt
Digital Media Manager



Matt McKee
*Ticket Operations &
Distribution Coordinator*



Wahnetta Mitchell
Receptionist



Cheryl Moffett
*Executive Assistant -
Marian Logan*



Glenda Morrison
*Senior Director of
Human Resources*



Katelyn Mouser
*Digital Video
Coordinator*



Dr. James Muntz
Team Internist



Carol Nelson
*Team Travel
Consultant*



Dr. Thomas O'Brien
Team Dentist

HOUSTON TEXANS STAFF



Sue Anna O'Hara
*Executive Assistant - Suzie Thomas
& Office Services Administrator*



Glen Oskin
*Director of
Corporate Development*



Emily Othold
*Human Resources
Coordinator*



Amy Palcic
*Senior Director of
Communications*



Brian Peden
*Corporate Development
Manager*



Kenneth Perkins
*Motion Graphics
Designer and Editor*



Dr. Mark Prasarn
Team Orthopedist



Jenna Quinn
*Corporate Development
Manager*




Shari Rainey
*Director of Luxury
Suite Services*



Joshua Randall
*Account Executive -
Suite Sales*



Bobby Rawlinson
*Information Technology
Support Analyst*



Colby Riggle
*Partnership Marketing
Representative*



Lisa Ruiz
Senior Payroll Manager



Dr. Chris Sanders
*Team Active Release Therapy
& Graston Provider*



Eric SanInocencio
*Senior Director of
Digital Media*



Adrienne Saxe
*Senior Community
Development Manager*



Jessica Schneider
*Premium Seating
Services Manager*



Holly Schweitzer
*Director of Fan Relations
& Event Services*



Leo Scott
System Engineer



Anthony Shade
*Help Desk
Manager*

HOUSTON TEXANS STAFF



Jamie Sheringo
*Senior Human Resources
Coordinator*



Jeremy Shrum
Accounting Manager



Deepi Sidhu
*Texans Insider -
Integrated Media Manager*




John Sifri
*Director of Business
Information Systems*



Austen Smith
*Director of
Partnership Marketing*



Jon Southern
*Vice President and
Assistant Treasurer*



Dr. William Spangler
*Team Emergency
Physician*



Brett Stewart
*Marketing
Coordinator*



Greg Tyler
Team Pastor



Lelia Vacek
*Partnership Marketing
Media Specialist*



Cody Vanghel
*Senior Account Executive -
Ticket Sales*



Brian Varnadoe
*Senior Director of
Premium Seating*



Dr. Kevin Varner
Team Orthopedist



Daniel Velasco
*Senior Marketing
Manager*



Shelby Vogt
Payroll Accountant



Cameron Walker
*Senior Account Executive -
Ticket Sales*



Arron Webb
Network Security Engineer



Fara Yoder
*CRM Systems and Marketing
Analytics Manager*



Trey Young
Director of Ticket Services



Ivory Youngblood
*Payroll and
HRIS Specialist*

**SAME
TEAM
DIFFERENT
JERSEY**



OFFICIAL PARTNER OF





2015 SEASON REVIEW

2015 DEFENSIVE / SPECIAL TEAMS STATISTICS (9-7)

DEFENSIVE STATISTICS

PLAYER	Solo	Asst	Total	Sk	Sk Yds	TFL	QBH	Int	PD	FF	FR
B.Cushing	63	47	110	0.0	0.0	4	2	0	3	1	0
J.Watt	57	19	76	17.5	117.5	29	50	0	8	3	1
Q.Demps	35	26	61	0.5	6.5	1	1	1	6	1	2
K.Jackson	52	6	58	0.0	0.0	1	0	2	6	1	1
J.Joseph	48	10	58	0.0	0.0	1	0	1	22	1	1
B.McKinney	35	23	58	1.0	11.0	7	2	0	0	0	0
K.Johnson	47	5	52	0.0	0.0	3	0	1	9	0	0
W.Mercilus	32	18	50	12.0	60.0	14	16	0	2	1	1
J.Simon	36	13	49	5.0	28.0	3	11	0	0	0	0
J.Crick	28	20	48	2.0	14.0	3	9	0	2	1	2
J.Clowney	27	13	40	4.5	43.5	8	8	0	6	1	0
A.Hal	26	8	34	0.0	0.0	1	0	4	10	0	0
E.Pleasant	18	10	28	0.5	6.5	0	1	2	6	0	0
V.Wilfork	6	16	22	0.0	0.0	0	0	0	0	0	0
R.Moore	10	6	16	0.0	0.0	0	0	1	2	0	0
M.Bullough	10	6	16	0.0	0.0	1	0	0	0	0	0
A.Bouye	14	0	14	0.0	0.0	0	0	2	6	0	0
C.James	7	7	14	0.0	0.0	1	0	0	1	0	0
J.Tuggle	10	3	13	0.0	0.0	1	0	0	0	0	1
A.Dent	7	3	10	0.0	0.0	1	2	0	0	0	0
D.Morris	6	2	8	0.0	0.0	0	0	0	0	0	0
C.Covington	5	3	8	2.0	24.0	4	4	0	0	0	0
B.Dunn	4	3	7	0.0	0.0	0	0	0	0	0	0
K.Drummond	4	0	4	0.0	0.0	0	0	0	0	0	0
L.Ballentine	3	0	3	0.0	0.0	0	0	0	1	0	0
J.Rolle	0	2	2	0.0	0.0	0	0	0	0	0	0
J.Pagan	0	1	1	0.0	0.0	0	0	0	0	0	0
TEXANS	590	270	860	45.0	311.0	83	106	14	90	10	9
Opponents	644	362	1006	36.0	246.0	65	86	12	89	15	8

MISCELLANEOUS TACKLES: D.Hopkins 4, D.Newton 3, B.Brooks 2, K.Mumphery 1, J.Prousch 1, B.Jones 1, D.Brown 1, G.Graham 1, N.Washington 1

MISCELLANEOUS FUMBLE RECOVERIES: D.Newton 2, C.Clark 2, G.Graham 1, X.Su'a-Filo 1, K.Lamm 1, J.Grimes 1, B.Hoyer 1

SPECIAL TEAMS STATISTICS

PLAYER	Solo	Asst	Total	FF	FR	Blocked FG	Blocked PAT	Blocked Punt
B.Peters	11	6	17	0	0	0	0	0
M.Bullough	6	8	14	0	0	0	0	0
K.Drummond	8	2	10	1	0	0	0	0
E.Pleasant	6	2	8	0	1	0	0	0
A.Dent	8	0	8	0	0	0	0	0
J.Weeks	6	2	8	0	1	0	0	0
J.Prousch	5	3	8	0	0	0	0	0
D.Morris	5	2	7	0	0	0	0	0
B.McKinney	2	3	5	0	0	0	0	0
C.James	5	0	5	0	0	0	0	0
J.Tuggle	1	4	5	0	0	0	0	0
J.Simon	3	1	4	0	1	0	0	0
K.Mumphery	4	0	4	0	3	0	0	0
A.Blue	3	1	4	1	0	0	0	0
K.Johnson	1	1	2	0	0	0	0	0
W.Mercilus	0	2	2	0	1	0	0	0
A.Hal	1	1	2	0	0	0	0	0
A.Bouye	1	1	2	0	0	0	0	0
C.Thompson	2	0	2	0	0	0	0	0
N.Novak	1	0	1	0	0	0	0	0
C.Moore	1	0	1	0	0	0	0	0
C.Polk	1	0	1	0	0	0	0	0
J.Crick	0	0	0	0	0	1	0	0
TEXANS	81	39	120	2	7	1	0	0
Opponents	66	19	85	3	4	0	0	0

DEFENSIVE LEADERS

SACKS	Player	Sacks	Yards
J.Watt		17.5	117.5
W.Mercilus		12.0	60.0
J.Simon		5.0	28.0
J.Clowney		4.5	43.5
J.Crick		2.0	14.0
C.Covington		2.0	24.0
B.McKinney		1.0	11.0
Q.Demps		0.5	6.5
E.Pleasant		0.5	6.5
Totals		45.0	311.0

INTERCEPTIONS	Player	Int	Yards	Long
A.Hal		4	54	31t
K.Jackson		2	77	50
A.Bouye		2	9	9
E.Pleasant		2	-1	-1
K.Johnson		1	22	22
R.Moore		1	17	17
J.Joseph		1	2	2
Q.Demps		1	0	0
Totals		14	180	50

DEF. FUMBLES FORCED AND RECOVERED	Player	FF	FR
J.Watt		3	1
J.Crick		1	2
Q.Demps		1	2
K.Jackson		1	1
J.Joseph		1	1
W.Mercilus		1	1
J.Clowney		1	0
B.Cushing		1	0
J.Tuggle		0	1
Totals		10	9

QUARTERBACK HITS	Player	QBH
J.Watt		50
W.Mercilus		16
J.Simon		11
J.Crick		9
J.Clowney		8
C.Covington		4
B.McKinney		2
B.Cushing		2
A.Dent		2
Q.Demps		1
E.Pleasant		1
Totals		106

PASSES DEFENSED	Player	PD
J.Joseph		22
A.Hal		10
K.Johnson		9
J.Watt		8
J.Clowney		6
E.Pleasant		6
Q.Demps		6
K.Jackson		6
A.Bouye		6
B.Cushing		3
W.Mercilus		2
R.Moore		2
J.Crick		2
C.James		1
L.Ballentine		1
Totals		90

TACKLES FOR LOSS	Player	TFL
J.Watt		29
W.Mercilus		14
J.Clowney		8
B.McKinney		7
B.Cushing		4
C.Covington		4
K.Johnson		3
J.Simon		3
J.Crick		3
A.Hal		1
J.Joseph		1
Q.Demps		1
K.Jackson		1
J.Tuggle		1
C.James		1
M.Bullough		1
A.Dent		1
Totals		83

2015 POSTSEASON STATISTICS (0-1)

Date	W/L	Score	Opponent	Attendance
1/9/2016	L	0-30	Kansas City Chiefs	71,800

TEXANS STATISTICS		TEXANS	Opponents
TOTAL FIRST DOWNS		14	18
Rushing		3	8
Passing		10	8
Penalty		1	2
3rd Down: Made/Att		6/14	4/11
3rd Down Pct.		42.9%	36.4%
4th Down: Made/Att		0/1	0/0
4th Down Pct.		0.0%	0.0
POSSESSION AVG.		25:35	34:25
TOTAL NET YARDS		226	314
Avg. Per Game		226.0	314.0
Total Plays		62	62
Avg. Per Play		3.6	5.1
NET YARDS RUSHING		114	141
Avg. Per Game		114.0	141.0
Total Rushes		25	37
NET YARDS PASSING		112	173
Avg. Per Game		112.0	173.0
Sacked/Yards Lost		3/24	3/17
Gross Yards		136	190
Attempts/Completions		34/15	22/17
Completion Pct.		44.1%	77.3%
Had Intercepted		4	1
PUNTS/AVERAGE		5/45.6	4/45.3
NET PUNTING AVG.		38.8	45.3
PENALTIES/YARDS		4/29	5/52
FUMBLES/BALL LOST		2/1	0/0
TOUCHDOWNS		0	3
Rushing		0	1
Passing		0	1
Returns		0	1

SCORE BY PERIODS	1	2	3	4	OT	Total
TEXANS	0	0	0	0	0	0
Opponents	7	6	7	10	0	30

SCORING	TD	Ru	Pa	Rt	PAT	FG	2PT	TP
TEXANS	0	0	0	0	0/0	0/0	0	0
Opponents	3	1	1	1	3/3	3/3	0	30

2-Pt. Conversions: TEXANS 0/0, Opponents 0/0

SACKS: W.Mercilus 3.0 TEXANS: 3.0, Opponents: 3.0

FUMBLES LOST: B.Hoyer 1 TEXANS: 1

OPP. FUMBLE RECOVERIES: TEXANS: 0

RUSHING	No.	Yds	Avg	Long	TD
A.Blue	17	99	5.8	49	0
J.Grimes	4	15	3.8	8	0
J.Prosch	1	2	2.0	2	0
A.Hunt	1	0	0.0	0	0
B.Hoyer	1	-1	-1.0	-1	0
J.Watt	1	-1	-1.0	-1	0
TEXANS	25	114	4.6	49	0
Opponents	37	141	3.8	23	1

RECEIVING	No.	Yds	Avg	Long	TD
D.Hopkins	6	69	11.5	17	0
R.Griffin	3	29	9.7	15	0
J.Grimes	2	12	6.0	8	0
J.Strong	1	17	17.0	17	0
C.Shorts	1	5	5.0	5	0
N.Washington	1	3	3.0	3	0
C.Fiedorowicz	1	1	1.0	1	0
A.Blue	0	0	0	0	0
TEXANS	15	136	9.1	17	0
Opponents	17	190	11.2	48	1

INTERCEPTIONS	No.	Yds	Avg	Long	TD
B.Cushing	1	0	0.0	0	0
TEXANS	1	0	0.0	0	0
Opponents	4	35	8.8	20	0

PUNTING	No.	Yds	Avg	Net	TB	In	Lg	B
S.Lechler	5	228	45.6	38.8	0	1	53	0
TEXANS	5	228	45.6	38.8	0	1	53	0
Opponents	4	181	45.3	45.3	0	3	56	0

PUNT RETURNS	Ret	FC	Yds	Avg	Long	TD
K.Mumphery	0	3	0	0	0	0
TEXANS	0	3	0	0	0	0
Opponents	4	1	34	8.5	14	0

KICKOFF RETURNS	No.	Yds	Avg	Long	TD
TEXANS	0	0	0.0	0	0
Opponents	1	106	106.0	106t	1

FIELD GOALS	1-19	20-29	30-39	40-49	50+
TEXANS	0/0	0/0	0/0	0/0	0/0
Opponents	0/0	0/0	1/1	2/2	0/0

TEXANS: ()
Opponents: (49G, 49G, 33G)

PASSING	Att	Comp	Yds	Cmp%	Yds/Att	TD	TD%	Int	Int%	Long	Sack/Lost	Rating
B.Hoyer	34	15	136	44.1%	4.0	0	0.0%	4	11.8%	17	3/24	15.9
TEXANS	34	15	136	44.1%	4.0	0	0.0%	4	11.8%	17	3/24	15.9
Opponents	22	17	190	77.3%	8.6	1	4.5%	1	4.5%	48	3/17	98.7

2015 POSTSEASON DEFENSIVE / SPECIAL TEAMS STATISTICS (0-1)

DEFENSIVE STATISTICS

PLAYER	Solo	Asst	Total	Sk	Sk Yds	TFL	QBH	Int	PD	FF	FR
B.Cushing	9	4	13	0.0	0.0	0	0	1	1	0	0
B.McKinney	4	5	9	0.0	0.0	0	0	0	0	0	0
W.Mercilus	5	3	8	3.0	17.0	3	4	0	0	0	0
J.Simon	5	3	8	0.0	0.0	1	0	0	0	0	0
K.Jackson	6	1	7	0.0	0.0	0	0	0	1	0	0
Q.Demps	3	2	5	0.0	0.0	0	0	0	0	0	0
J.Crick	2	3	5	0.0	0.0	0	0	0	0	0	0
A.Hal	2	3	5	0.0	0.0	0	0	0	0	0	0
V.Wilfork	2	1	3	0.0	0.0	0	0	0	0	0	0
K.Johnson	2	1	3	0.0	0.0	0	0	0	0	0	0
J.Joseph	1	1	2	0.0	0.0	0	0	0	0	0	0
C.Covington	0	2	2	0.0	0.0	0	0	0	0	0	0
A.Bouye	1	0	1	0.0	0.0	0	0	0	0	0	0
B.Dunn	1	0	1	0.0	0.0	0	0	0	0	0	0
J.Watt	0	1	1	0.0	0.0	0	0	0	0	0	0
TEXANS	43	30	73	3.0	17.0	4	4	1	2	0	0
Opponents	33	23	56	3.0	24.0	2	2	4	8	2	1

MISCELLANEOUS TACKLES: B.Jones 2, D.Hopkins 1, N.Washington 1, R.Griffin 1.

MISCELLANEOUS FUMBLE RECOVERIES: B.Hoyer 1.

SPECIAL TEAMS STATISTICS

PLAYER	Solo	Asst	Total	FF	FR	Blocked		
						FG	PAT	Punt
D.Morris	1	0	1	0	0	0	0	0
A.Dent	1	0	1	0	0	0	0	0
A.Blue	1	0	1	0	0	0	0	0
B.Peters	0	1	1	0	0	0	0	0
K.Drummond	0	1	1	0	0	0	0	0
TEXANS	3	2	5	0	0	0	0	0
Opponents	0	0	0	0	0	0	0	0

DEFENSIVE LEADERS

SACKS

Player	Sacks	Yards
W.Mercilus	3.0	17.0
Totals	3.0	17.0

INTERCEPTIONS

Player	Int	Yards	Long
B.Cushing	1	0	0
Totals	1	0	0

DEF. FUMBLES FORCED AND RECOVERED

Player	FF	FR
None		
Totals	0	0

QUARTERBACK HITS

Player	QBH
W.Mercilus	4
Totals	4

PASSES DEFENSED

Player	PD
B.Cushing	1
K.Jackson	1
Totals	2

TACKLES FOR LOSS

Player	TFL
W.Mercilus	3
J.Simon	1
Totals	4

STARTERS / INACTIVES / CAPTAINS

STARTERS - OFFENSE

	WR	LT	LG	C	RG	RT	TE	WR	RB	QB	FB
9-13 KANSAS CITY	D. Hopkins	D. Brown	J. Adams	B. Jones	B. Brooks	D. Newton	C. Fiedorowicz	N. Washington	A. Blue	B. Hoyer	R. Griffin (TE)
9-20 at Carolina	D. Hopkins	C. Clark	D. Newton	B. Jones	B. Brooks	J. Adams	C. Fiedorowicz	N. Washington	A. Blue	R. Mallett	G. Graham (TE)
9-27 TAMPA BAY	D. Hopkins	C. Clark	O. Aboushi	B. Jones	B. Brooks	D. Newton	C. Fiedorowicz	N. Washington	A. Blue	R. Mallett	J. Prosch
10-4 at Atlanta	D. Hopkins	D. Brown	O. Aboushi	B. Jones	B. Brooks	D. Newton	C. Fiedorowicz	N. Washington	A. Foster	R. Mallett	J. Prosch
10-8 INDIANAPOLIS	D. Hopkins	D. Brown	O. Aboushi	B. Jones	B. Brooks	D. Newton	C. Fiedorowicz	K. Mumphery	A. Foster	R. Mallett	K. Lamm (T)
10-18 at Jacksonville	D. Hopkins	D. Brown	B. Brooks	B. Jones	D. Newton	C. Clark	C. Fiedorowicz	C. Shorts	A. Foster	B. Hoyer	K. Mumphery (WR)
10-25 at Miami	D. Hopkins	D. Brown	X. Su'a-Filo	B. Jones	D. Newton	C. Clark	C. Fiedorowicz	N. Washington	A. Foster	B. Hoyer	G. Graham (TE)
11-1 TENNESSEE	D. Hopkins	D. Brown	O. Aboushi	B. Jones	B. Brooks	D. Newton	C. Fiedorowicz	N. Washington	A. Blue	B. Hoyer	K. Mumphery (WR)
11-16 at Cincinnati	D. Hopkins	D. Brown	X. Su'a-Filo	B. Jones	B. Brooks	D. Newton	R. Griffin	N. Washington	A. Blue	B. Hoyer	C. Shorts (WR)
11-22 N.Y. JETS	D. Hopkins	D. Brown	X. Su'a-Filo	B. Jones	B. Brooks	D. Newton	C. Fiedorowicz	N. Washington	A. Blue	T. Yates	K. Lamm (T)
11-29 NEW ORLEANS	D. Hopkins	D. Brown	X. Su'a-Filo	B. Jones	B. Brooks	D. Newton	C. Fiedorowicz	N. Washington	A. Blue	B. Hoyer	C. Shorts (WR)
12-6 at Buffalo	D. Hopkins	D. Brown	X. Su'a-Filo	B. Jones	O. Aboushi	D. Newton	C. Fiedorowicz	N. Washington	A. Blue	B. Hoyer	K. Lamm (T)
12-13 NEW ENGLAND	D. Hopkins	D. Brown	X. Su'a-Filo	B. Jones	B. Brooks	D. Newton	C. Fiedorowicz	N. Washington	C. Polk	B. Hoyer	C. Shorts (WR)
12-20 at Indianapolis	D. Hopkins	D. Brown	X. Su'a-Filo	B. Jones	B. Brooks	D. Newton	C. Fiedorowicz	N. Washington	C. Polk	T. Yates	K. Lamm (T)
12-27 at Tennessee	D. Hopkins	D. Brown	X. Su'a-Filo	B. Jones	B. Brooks	D. Newton	C. Fiedorowicz	N. Washington	A. Blue	B. Weeden	R. Griffin (TE)
1-3 JACKSONVILLE	D. Hopkins	D. Brown	X. Su'a-Filo	B. Jones	B. Brooks	D. Newton	R. Griffin	N. Washington	A. Hunt	B. Hoyer	J. Strong (WR)
1-9 KANSAS CITY	D. Hopkins	C. Clark	X. Su'a-Filo	B. Jones	B. Brooks	D. Newton	R. Griffin	J. Strong	A. Blue	B. Hoyer	J. Grimes (RB)

STARTERS - DEFENSE

	LDE	NT	RDE	JACK	WILL	MIKE	SAM	LCB	FS	SS	RCB
9-13 KANSAS CITY	J. Crick	V. Wilfork	J. Watt	J. Simon	A. Dent	B. Cushing	W. Mercilus	K. Jackson	R. Moore	Q. Demps	J. Joseph
9-20 at Carolina	J. Crick	V. Wilfork	J. Watt	J. Clowney	A. Dent	B. Cushing	J. Simon	K. Jackson	R. Moore	Q. Demps	J. Joseph
9-27 TAMPA BAY	J. Crick	V. Wilfork	J. Watt	J. Clowney	B. McKinney	B. Cushing	W. Mercilus	K. Jackson	R. Moore	Q. Demps	J. Joseph
10-4 at Atlanta	J. Crick	V. Wilfork	J. Watt	J. Clowney	B. McKinney	B. Cushing	W. Mercilus	K. Jackson	K. Johnson	Q. Demps	J. Joseph
10-8 INDIANAPOLIS	J. Crick	V. Wilfork	J. Watt	J. Clowney	J. Tuggle	B. Cushing	A. Bouye (DB)	K. Johnson	R. Moore	K. Jackson	J. Joseph
10-18 at Jacksonville	J. Crick	V. Wilfork	J. Watt	J. Simon	B. McKinney	B. Cushing	W. Mercilus	K. Jackson	R. Moore	A. Hal	J. Joseph
10-25 at Miami	J. Crick	V. Wilfork	J. Watt	J. Clowney	J. Tuggle	B. Cushing	A. Bouye (DB)	K. Johnson	R. Moore	A. Hal	J. Joseph
11-1 TENNESSEE	J. Crick	V. Wilfork	J. Watt	J. Clowney	M. Bullough	B. Cushing	J. Simon	K. Johnson	A. Hal	Q. Demps	J. Joseph
11-16 at Cincinnati	J. Crick	V. Wilfork	J. Watt	J. Simon	B. McKinney	B. Cushing	W. Mercilus	K. Johnson	A. Hal	Q. Demps	J. Joseph
11-22 N.Y. JETS	J. Crick	V. Wilfork	J. Watt	C. James (CB)	B. McKinney	B. Cushing	W. Mercilus	K. Johnson	A. Hal	Q. Demps	J. Joseph
11-29 NEW ORLEANS	J. Crick	V. Wilfork	J. Watt	J. Simon	B. McKinney	B. Cushing	W. Mercilus	K. Johnson	A. Hal	Q. Demps	J. Joseph
12-6 at Buffalo	J. Crick	V. Wilfork	J. Watt	J. Simon	B. McKinney	B. Cushing	W. Mercilus	K. Johnson	A. Hal	Q. Demps	J. Joseph
12-13 NEW ENGLAND	J. Crick	V. Wilfork	J. Watt	J. Clowney	B. McKinney	B. Cushing	W. Mercilus	K. Jackson	A. Hal	Q. Demps	J. Joseph
12-20 at Indianapolis	J. Crick	V. Wilfork	J. Watt	J. Clowney	B. McKinney	B. Cushing	K. Johnson (CB)	K. Jackson	A. Hal	Q. Demps	J. Joseph
12-27 at Tennessee	J. Crick	V. Wilfork	J. Watt	J. Clowney	B. McKinney	B. Cushing	J. Simon	K. Jackson	A. Hal	Q. Demps	J. Joseph
1-3 JACKSONVILLE	J. Crick	V. Wilfork	J. Watt	K. Johnson (CB)	B. McKinney	B. Cushing	W. Mercilus	K. Jackson	A. Hal	Q. Demps	J. Joseph
1-9 KANSAS CITY	J. Crick	V. Wilfork	J. Watt	K. Johnson (CB)	B. McKinney	B. Cushing	W. Mercilus	K. Jackson	A. Hal	Q. Demps	J. Joseph

INACTIVES

								CAPTAINS					
	1	2	3	4	5	6	7	1	2	3	4	5	6
9-13 KANSAS CITY	J. Rolle	A. Foster	L. Ballentine	C. Thompson	M. Mohamed	K. Lamm	X. Su'a-Filo	D. Brown	S. Lechler	J. Watt			
9-20 at Carolina	J. Strong	A. Foster	L. Ballentine	M. Mohamed	X. Su'a-Filo	D. Brown	O. Aboushi	B. Jones	J. Joseph	S. Lechler	V. Wilfork		
9-27 TAMPA BAY	J. Strong	A. Foster	L. Ballentine	M. Mohamed	X. Su'a-Filo	D. Brown		B. Cushing	D. Hopkins	K. Jackson	S. Lechler		
10-4 at Atlanta	J. Strong	C. Worthy	L. Ballentine	J. Grimes	K. Brown	A. Dent	G. Mancz	S. Lechler	N. Washington	J. Watt			
10-8 INDIANAPOLIS	C. Shorts	Q. Demps	J. Grimes	K. Brown	A. Dent	G. Mancz	N. Washington	D. Brown	J. Joseph	S. Lechler	J. Watt		
10-18 at Jacksonville	Q. Demps	B. Peters	G. Mancz	X. Su'a-Filo	N. Washington	J. Clowney	J. Pagan	D. Hopkins	J. Joseph	S. Lechler			
10-25 at Miami	C. Shorts	K. Jackson	K. Brown	B. McKinney	G. Mancz	B. Brooks	J. Pagan	B. Cushing	D. Hopkins	S. Lechler			
11-1 TENNESSEE	C. Shorts	K. Jackson	R. Moore	K. Brown	A. Dent	B. McKinney	G. Mancz	D. Brown	J. Joseph	S. Lechler	J. Watt	V. Wilfork	
11-16 at Cincinnati	J. Strong	K. Jackson	R. Moore	O. Aboushi	G. Graham	J. Clowney	J. Pagan	D. Brown	S. Lechler	J. Watt			
11-22 N.Y. JETS	B. Hoyer	C. Polk	K. Jackson	R. Moore	A. Dent	O. Aboushi	G. Graham	D. Hopkins	J. Joseph	S. Lechler	J. Watt		
11-29 NEW ORLEANS	B. Weeden	J. Strong	R. Moore	A. Bouye	O. Aboushi	G. Graham	J. Pagan	D. Brown	S. Lechler	J. Watt	V. Wilfork		
12-6 at Buffalo	B. Weeden	D. Morris	R. Moore	J. Tuggle	B. Brooks	G. Graham	J. Pagan	B. Cushing	S. Lechler	N. Washington			
12-13 NEW ENGLAND	B. Weeden	D. Morris	R. Moore	J. Tuggle	O. Aboushi	G. Graham	J. Pagan	D. Brown	S. Lechler	J. Watt	V. Wilfork		
12-20 at Indianapolis	B. Hoyer	D. Morris	R. Moore	J. Tuggle	O. Aboushi	G. Graham	C. Covington	D. Brown	B. Cushing	S. Lechler	J. Watt		
12-27 at Tennessee	B. Hoyer	C. Shorts	D. Morris	R. Moore	J. Tuggle	O. Aboushi	G. Graham	J. Joseph	S. Lechler	N. Washington			
1-3 JACKSONVILLE	C. Shorts	R. Moore	J. Tuggle	O. Aboushi	G. Graham	J. Clowney	J. Pagan	D. Brown	B. Cushing	J. Joseph	S. Lechler	J. Watt	
1-9 KANSAS CITY	B. Daniels	R. Moore	J. Tuggle	A. McDonald	G. Graham	J. Clowney	J. Pagan	B. Cushing	B. Hoyer	J. Joseph	S. Lechler	J. Watt	V. Wilfork

Bold underline denotes rookie

2015 HIGHS & LOWS / RECORD WHEN

TEAM SEASON HIGHS AND LOWS

	Texans		Opponents	
	High	Low	High	Low
Points	34 at TEN	6 vs. NE	48 at ATL	6, 5x, last: vs. JAX
First Downs	30 vs. TB	7 vs. NE	26 at JAX	11 vs. JAX
Total Offense	444 vs. IND	189 vs. NE	503 at MIA	190 at IND
Net Yards Rushing	186 vs. TB	54 at ATL	248 at MIA	30 at TEN
Net Yards Passing	374 at ATL	102 vs. NE	311 at JAX	125 vs. TEN
Offensive Plays	86 vs. TB	52 vs. NE	77 at JAX	54, 2x, last: vs. JAX
Rushing Attempts	46 vs. TB	17 at ATL	36 at BUF	10 vs. NO
Pass Attempts	58 at CAR	24 vs. NE	53 at JAX	20 at MIA
Pass Completions	31 vs. IND	12 vs. NE	30 at JAX	11 at BUF
Passes Had Intercepted	2 vs. IND	0, 5x, last: at TEN	3 at JAX	0, 6x, last: vs. NE
Sacks Allowed	6 vs. NE	1, 8x, last: at TEN	8 vs. JAX	0 2x, last: vs. IND
Fumbles	3, twice, last: at MIA	0, 4x, last: at BUF	3, 2x, last: vs. JAX	0, 4x, last: at BUF
Fumbles Lost	3 at ATL	0, 10x, last: vs. JAX	3 at TEN	0, 9x, last: at BUF
Total Turnovers	4 at ATL	0, 2x, last: vs. TEN	4, 2x, last: vs. JAX	0, 4x, last: at BUF
Penalties	13 vs. IND	3, 2x, last: vs. NYJ	10, 4x, last vs. NO	2 vs. KC
Yards Penalized	125 vs. IND	25 at MIA	94 at IND	25 vs. KC
Time of Possession	36:23 vs. NO	24:08 at ATL	35:52 at ATL	23:37 vs. NO
Defensive Interceptions	3 at JAX	0, 6x, last: vs. NE	2 vs. IND	0, 5x, last: at TEN
Total Takeaways	4, 2x, last: vs. JAX	0, 4x, last: at BUF	4 at ATL	0, 2x, last: vs. TEN
Drive (Plays)	99 (16) at JAX	-13 (3) vs. KC	88 (6) at MIA	-11 (3) at TEN
Third-Down Conversions	8, 3x, last: vs. JAX	3, 2x, last: vs. NE	9 at ATL	1, 4x, last: vs. JAX

INDIVIDUAL SEASON HIGHS

	Texans	Opponents
Yards Rushing	139, A. Blue vs. TB	175, L. Miller at MIA
Rushing Attempts	31, A. Blue vs. TB	22, F. Gore vs. IND
Rushing TDs	1, 7x, last: J. Grimes vs. JAX	3, D. Freeman at ATL
Receptions	11, D. Hopkins vs. IND	9, D. Walker at TEN
Yards Receiving	169, D. Hopkins vs. IND	109, S. Watkins at BUF
Receiving TDs	2, 5x, last: D. Hopkins vs. NYJ	2, 3x, last: J. Landry at MIA
Combined Yards	169, D. Hopkins vs. IND	236, L. Miller at MIA
All-Purpose Yards	169, D. Hopkins vs. IND	236, L. Miller at MIA
Yards Passing	312, B. Hoyer vs. IND	331, B. Bortles at JAX
Pass Attempts	58, R. Mallett at CAR	53, B. Bortles at JAX
Pass Completions	27, R. Mallett at CAR	30, B. Bortles at JAX
TD Passes	3, 3x, last: B. Hoyer at BUF	4, R. Tannehill at MIA
Interceptions Thrown	1, 12x, last: B. Hoyer vs. JAX	3, B. Bortles at JAX
Longest Run	41, A. Blue at IND	85, L. Miller at MIA
Longest Pass Completion	61, T. Yates to D. Hopkins vs. NYJ	55, M. Ryan to L. Hankerson at ATL
Longest Kickoff Return	41, K. Mumphery at MIA	50, G. Whalen vs. IND
Longest Punt Return	20, K. Mumphery at TEN	37, D. McCluster vs. TEN
Longest INT Return	50, K. Jackson vs. NO	38, M. Adams vs. IND
Longest Punt	64, S. Lechler at CIN	65, B. Nortman at CAR
Longest Field Goal	51, N. Novak, twice vs. JAX	58, K. Brindza vs. TB
Touchdowns Scored	2, 6x, last: J. Grimes vs. JAX	3, D. Freeman at ATL
Points Scored	12, 7x, last: J. Grimes & N. Novak vs. JAX	18, D. Freeman at ATL

TEXANS RECORD WHEN...

Category	2015 W-L	All-Time W-L
Texans at NRG Stadium	5-3	56-56
Texans on the road	4-4	41-71
Texans on grass	2-3	83-89
Texans on artificial turf	7-4	14-38
Texans in domes	0-1	2-12
Texans in retractable roof stadiums	6-3	57-66
Texans outdoors	3-3	38-49
NRG Stadium roof open	0-0	24-21
NRG Stadium roof closed	5-3	32-35
Texans score first	6-1	65-41
Opponent scores first	3-6	32-86
Texans score on first possession	1-0	37-31
Texans score 20 or more points	6-5	78-50
Texans score 19 or less points	3-2	19-77
Texans allow 20 or more	1-7	26-112
Texans allow 19 or less points	8-0	71-15
Texans lead after 1st quarter	5-1	52-30
Texans trail after 1st quarter	2-6	24-76
Score tied after 1st quarter	2-0	21-21
Texans lead at halftime	6-0	64-30
Texans trail at halftime	3-7	26-91
Score tied at halftime	0-0	7-6
Texans lead after 3rd quarter	6-0	72-20
Texans trail after 3rd quarter	3-7	16-96
Score tied after 3rd quarter	0-0	9-11
Game goes to overtime	0-0	4-9
Texans have + turnover ratio	6-0	62-18
Texans have - turnover ratio	0-4	17-80
Turnover ratio even	3-3	18-29
Texans have 30:00+ TOP	7-2	80-41
Texans have less than 30:00 TOP	2-5	17-86
Texans have 100-yard rusher	3-0	37-23
Texans have 300 net passing yards	0-2	11-21
Texans have 1 100-yard receiver	4-4	36-36
Texans have 2 100-yard receivers	0-0	2-5
Texans win coin toss	2-3	47-71
Texans lose coin toss	7-4	50-56
Texans wearing Blue jerseys	6-3	41-43
Texans wearing White jerseys	3-3	47-76
Texans wearing Red jerseys	0-1	9-8
Texans wearing All-White	0-1	6-5
Texans wearing All-Blue	2-0	6-5
Texans wearing All-Red	0-0	2-2
In September	1-2	21-26
In October	1-3	23-30
In November	4-0	24-32
In December	2-2	26-36
In January	1-0	3-3
On Sunday Night	0-1	2-7
On Thursday Night	0-1	1-5
On Monday Night	1-0	4-5
Kickoff is 12:00 CT	8-5	76-91
Kickoff is 3:00/3:05/3:15/3:25 CT	0-0	16-14
Kickoff is in Prime Time	1-2	7-17
vs. AFC South overall	5-1	35-49
vs. AFC South at home	2-1	21-21
vs. AFC South on the road	3-0	14-28
vs. AFC	7-5	74-94
vs. AFC North	1-0	13-16
vs. AFC East	1-3	14-15
vs. AFC West	0-1	12-14
vs. NFC	2-2	23-33
vs. NFC East	0-0	4-12
vs. NFC South	2-2	9-7
vs. NFC North	0-0	6-6
vs. NFC West	0-0	4-8

2015 POSTSEASON HIGHS & LOWS / RECORD WHEN

TEXANS TEAM POSTSEASON HIGHS

	Texans	Opponents
Points	0	30
First Downs	14	18
Total Offense	226	314
Net Yards Rushing	114	141
Net Yards Passing	112	173
Offensive Plays	62	62
Rushing Attempts	25	37
Pass Attempts	34	22
Pass Completions	15	17
Passes Had Intercepted	4	1
Sacks Allowed	3	3
Fumbles	2	0
Fumbles Lost	1	0
Total Turnovers	5	1
Penalties	4	5
Yards Penalized	29	52
Time of Possession	25:25	34:25
Defensive Interceptions	1	4
Total Takeaways	1	5
Drive (Plays)	High: 77 (8); Low: -1 (1)	High: 89 (11); Low: -2 (3)
Third-Down Conversions	6	4

TEXANS POSTSEASON RECORD WHEN...

Category	2015 W-L	All-Time W-L
Texans at NRG Stadium	0-1	2-1
Texans on the road	0-0	0-2
Texans on grass	0-0	2-0
Texans on artificial turf	0-1	0-3
Texans in a dome	0-0	0-0
NRG Stadium roof open	0-0	0-0
NRG Stadium roof closed	0-1	2-1
Texans score first	0-0	1-2
Opponent scores first	0-1	1-1
Texans score on first possession	0-0	0-2
Texans score 20+ points	0-0	1-1
Texans score less than 20 points	0-1	1-2
Texans allow 20+ points	0-1	0-3
Texans allow less than 20 points	0-0	2-0
Texans lead after 1st quarter	0-0	1-0
Texans trail after 1st quarter	0-1	0-3
Score tied after 1st quarter	0-0	1-0
Texans lead at halftime	0-0	2-0
Texans trail at halftime	0-1	0-3
Score tied at halftime	0-0	0-0
Texans lead after 3rd quarter	0-0	2-0
Texans trail after 3rd quarter	0-1	0-3
Score tied after 3rd quarter	0-0	0-0
Game goes to overtime	0-0	0-0
Texans have + turnover ratio	0-0	1-0
Texans have - turnover ratio	0-1	0-3
Turnover ratio even	0-0	1-0
Texans have 30:00+ TOP	0-0	1-1
Texans have less than 30:00 TOP	0-1	1-2
Texans have 100-yard rusher	0-0	2-1
Texans have 300 net passing yards	0-0	0-1
Texans have 1 100-yard receiver	0-0	0-1
Texans have 2 100-yard receivers	0-0	0-0
Texans win coin toss	0-1	1-2
Texans lose coin toss	0-0	1-1
Texans wearing Blue jerseys	0-1	2-1
Texans wearing White jerseys	0-0	0-2
Texans wearing Red jerseys	0-0	0-0
Texans wearing All-White	0-0	0-1
Texans wearing All-Blue	0-1	1-1
Texans wearing All-Red	0-0	0-0
In January	0-1	2-3
Kickoff is 12:00 CT	0-0	0-1
Kickoff is 3:00/3:05/3:15/3:35 CT	0-1	2-2
Kickoff is in Prime Time	0-0	0-0
vs. AFC South overall	0-0	0-0
vs. AFC South at home	0-0	0-0
vs. AFC South on the road	0-0	0-0
vs. AFC	0-1	2-3
vs. AFC North	0-0	2-1
vs. AFC East	0-0	0-1
vs. AFC West	0-1	0-1

TEXANS INDIVIDUAL POSTSEASON HIGHS

	Texans	Opponents
Yards Rushing	99, A. Blue	67, S. Ware
Rushing Attempts	17, A. Blue	16, S. Ware
Rushing TDs	-	1, S. Ware
Receptions	6, D. Hopkins	8, T. Kelce
Yards Receiving	69, D. Hopkins	128, T. Kelce
Receiving TDs	-	1, C. Conley
Combined Yards	99, A. Blue	128, T. Kelce
All-Purpose Yards	99, A. Blue	128, T. Kelce
Yards Passing	136, B. Hoyer	190, A. Smith
Pass Attempts	34, B. Hoyer	22, A. Smith
Pass Completions	15, B. Hoyer	17, A. Smith
TD Passes	-	1, A. Smith
Interceptions Thrown	4, B. Hoyer	1, A. Smith
Longest Run	49, A. Blue	23, S. Ware
Longest Pass Completion	17, D. Hopkins & J. Strong	48, T. Kelce
Longest Kickoff Return	0	106, K. Davis
Longest Punt Return	0	14, F. Hammond
Longest INT Return	0, B. Cushing	20, J. Mauga
Longest Punt	53, S. Lechler	56, D. Colquitt
Longest Field Goal	0	49, C. Santos
Touchdowns Scored	0	3
Points Scored	0	30

2015 TEXANS TRANSACTIONS

JANUARY

- 23 Promoted **Brian Gaine** to director of player personnel and **Jon Carr** to director of college scouting.
- 23 Hired **Matt Jansen** as college scouting coordinator.

FEBRUARY

- 2 Hired **Brian Bell** as assistant strength and conditioning coach, **Mike Devlin** as offensive line coach, **Pat O'Hara** as offensive assistant and **Paul Pasqualoni** as defensive line coach.
- 2 Named **Anthony Pleasant** as defensive assistant.

MARCH

- 4 Released C **Chris Myers**.
- 9 Re-signed CB **Kareem Jackson**, WR **Damaris Johnson**, T **Derek Newton** and S **Eddie Pleasant**.
- 10 Re-signed QB **Ryan Mallett**, QB **Case Keenum** and ILB **Jeff Tarpinian**.
- 11 Signed unrestricted free agent QB **Brian Hoyer** (Cleveland).
- 11 Traded QB **Ryan Fitzpatrick** to the New York Jets and QB **Case Keenum** to St. Louis.
- 13 Signed unrestricted free agent FS **Rahim Moore** (Denver).
- 16 Signed unrestricted free agent WR **Cecil Shorts III** (Jacksonville).
- 17 Signed unrestricted free agent NT **Vince Wilfork** (New England).
- 24 Re-signed ILB **Akeem Dent**.

APRIL

- 1 Signed unrestricted free agent WR **Nate Washington** (Tennessee).
- 10 Re-signed G **Cody White**.
- 29 Signed free agent RB **Chris Polk** (Philadelphia).

MAY

- 1 Signed unrestricted free agent S **Stevie Brown** (New York Giants).
- 5 Signed OLB **Whitney Mercilus** to a contract extension.
- 8 Signed rookie free agents G **Jake Cotton**, S **Kurtis Drummond**, DT **Brandon Ivory**, T **Kendall Lamm**, TE **Khari Lee**, C **Greg Mancz**, TE **Mike McFarland**, DE **Cam McLeod**, DE **Dan Pettinato**, DE **James Rouse**, G **Chad Slade**, OLB **Carlos Thompson**, OLB **Lynden Trail**, OLB **Tony Washington** and WR **Chandler Worthy**.
- 8 Signed draft selections LB **Reshard Cliett**, DT **Christian Covington**, RB **Kenny Hilliard**, CB **Kevin Johnson**, LB **Benardrick McKinney**, WR **Keith Mumphery** and WR **Jaalen Strong**.
- 8 Waived S **Josh Aubrey**, DE **Keith Browner** and RB **Ben Malena**.
- 11 Signed rookie free agents RB **Mack Brown**, P **Will Johnson**, S **Corey Moore** and T **Joseph Treadwell**.
- 11 Waived-Injured DE **James Rouse**.
- 11 Waived G **Jake Cotton** and S **D.J. Swearingen**.
- 15 Waived DE **James Rouse**.
- 21 Released T **Tyson Clabo**.

JUNE

- 2 Signed free agents DE **Jasper Coleman** and NT **Brandon Deaderick**.
- 2 Waived RB **Mack Brown**.
- 18 Signed CB **Johnathan Joseph** to a contract extension.

JULY

- 2 Waived DT **Brandon Ivory**.
- 24 Signed free agent T **Aaron Adams**.
- 27 Placed G **David Quessenberry** on the Active/Non-Football Illness list.

- 27 Placed WR **Alan Bonner** on the Active/Non-Football Injury list.
- 27 Placed OLB **Jadeveon Clowney** and ILB **Akeem Dent** on the Active/Physically Unable to Perform list.
- 31 WR **Alan Bonner** passed his physical and returned to practice.
- 31 Signed free agent DT **Chris Neild**.
- 31 Released T **Will Yeatman**.

AUGUST

- 17 OLB **Jadeveon Clowney** and ILB **Akeem Dent** passed their physicals and returned to practice.
- 19 Signed free agents S **Quintin Demps** and DE **Fili Moala**.
- 19 Waived DE **Jasper Coleman**.
- 19 Waived-Injured TE **Mike McFarland**.
- 29 Released S **Stevie Brown**.
- 31 Acquired T **Chris Clark** in a trade with the Denver Broncos in exchange for an undisclosed draft pick.

SEPTEMBER

- 1 Waived T **Aaron Adams**, OLB **Jason Ankrah**, WR **Alan Bonner**, WR **Jace Davis**, P **Will Johnson**, WR **Travis Labhart**, DE **Cam McLeod**, G **Cody White** and T **Bryan Witzmann**.
- 1 Waived-Injured TE **Anthony Denham** and S **Terrance Parks**.
- 1 Released DT **Chris Neild** and ILB **Jeff Tarpinian**.
- 1 Placed ILB **Reshard Cliett** on Reserve/Injured.
- 1 Placed G **David Quessenberry** on Reserve/Non-Football Illness list.
- 5 Waived OLB **Kourtnei Brown**, ILB **Max Bullough**, S **Kurtis Drummond**, T **Matt Feiler**, C **James Ferentz**, DE **Tevita Finau**, RB **Kenny Hilliard**, CB **Charles James II**, WR **Damaris Johnson**, S **Corey Moore**, NT **Louis Nix III**, WR **EZ Nwachukwu**, DE **Dan Pettinato**, G **Joseph Treadwell** and WR **Chandler Worthy**.
- 5 Waived-Injured OLB **Lynden Trail** and OLB **Tony Washington**.
- 5 Released DE **Brandon Deaderick** and DE **Fili Moala**.
- 5 Placed QB **Tom Savage** and G **Chad Slade** on Reserve/Injured.
- 7 Signed G **Karim Barton**, WR **Alan Bonner**, ILB **Max Bullough**, S **Kurtis Drummond**, QB **Zac Dysert**, RB **Kenny Hilliard**, S **Corey Moore**, DE **Dan Pettinato**, TE **Eric Tomlinson** and WR **Chandler Worthy** to the practice squad.
- 7 Signed LS **Jon Weeks** to a contract extension.
- 7 Waived S **Terrance Parks** from Reserve/Injured with an injury settlement.
- 11 Waived OLB **Lynden Trail** and OLB **Tony Washington** from Reserve/Injured with injury settlements.
- 15 Placed TE **Ryan Griffin** on Reserve/Injured-Designated for Return.
- 17 Traded WR **Keshawn Martin** to the New England Patriots.
- 17 Claimed T **Oday Aboushi** off waivers.
- 17 Signed WR **Chandler Worthy** to the active roster from the practice squad.
- 17 Signed G **Joseph Treadwell** to the practice squad.
- 22 Released QB **Zac Dysert** and G **Joseph Treadwell** from the practice squad.
- 23 Signed T **Edawn Coughman** and RB **Daryl Richardson** to the practice squad.
- 26 Placed T **Jeff Adams** on Reserve/Injured.
- 29 Waived K **Randy Bullock**.
- 30 Signed ILB **Max Bullough** from the Texans practice squad, OLB **Kourtnei Brown** from the Tampa Bay Buccaneers practice squad, ILB **Brian Peters** from the Minnesota Vikings practice

2015 TEXANS TRANSACTIONS

- squad and K **Nick Novak** to the active roster.
- 30 Placed ILB **Mike Mohamed** and OLB **Carlos Thompson** on Reserve/Injured.
- 30 Signed QB **Zac Dysert** to the practice squad.

OCTOBER

- 6 Released ILB **Mike Mohamed** from Reserve/Injured with an injury settlement.
- 13 Signed DT **Brandon Dunn** to the active roster from the Chicago Bears practice squad.
- 13 Waived WR **Chandler Worthy** from the active roster.
- 13 Signed WR **Josh Lenz** to the practice squad.
- 13 Released T **Edawn Coughman** from the practice squad.
- 15 Signed WR **Chandler Worthy** to the practice squad.
- 15 Released WR **Alan Bonner** from the practice squad.
- 19 Claimed CB **Charles James** off waivers.
- 19 Placed S **Lonnie Ballentine** on Reserve/Injured.
- 20 Released RB **Daryl Richardson** from the practice squad.
- 21 Signed OLB **Steven Means** to the practice squad.
- 27 Signed S **Kurtis Drummond** to the active roster from the practice squad.
- 27 Placed RB **Arian Foster** on Reserve/Injured.
- 27 Released QB **Ryan Mallett** from the active roster.
- 28 Signed free agent QB **T.J. Yates** to the active roster.
- 28 Signed RB **Daryl Richardson** to the practice squad.
- 28 Waived TE **Mike McFarland** from Reserve/Injured with an injury settlement.

NOVEMBER

- 3 Signed free agent C **Eric Kush** to the active roster.
- 3 Signed RB **Akeem Hunt** to the practice squad.
- 3 Placed C **Greg Mancz** on Reserve/Injured.
- 3 Released RB **Daryl Richardson** from the practice squad.
- 16 Activated TE **Ryan Griffin** from Reserve/Injured-Designated for Return.
- 16 Waived C **Eric Kush** from the active roster.
- 19 Claimed QB **Brandon Weeden** off waivers.
- 19 Waived CB **Jumal Rolle** from the active roster.
- 21 Signed RB **Akeem Hunt** to the active roster from the practice squad.
- 21 Waived OLB **Kourtnei Brown** from the active roster.
- 24 Signed C **Dalton Freeman** and OLB **Gerald Rivers** to the practice squad.
- 24 Released QB **Zac Dysert** from the practice squad.

DECEMBER

- 8 Signed OLB **Tony Washington Jr.** to the practice squad.
- 21 Signed QB **B.J. Daniels** to the active roster from the Seattle Seahawks practice squad.
- 21 Placed QB **T.J. Yates** on Reserve/Injured.
- 23 Signed OLB **Jordan Dewalt-Ondijo** to the practice squad.
- 23 Placed OLB **Tony Washington** on Practice Squad/Injured.
- 29 Signed S **Corey Moore** to the active roster from the practice squad.
- 29 Placed CB **Charles James** on Reserve/Injured.
- 30 Signed CB **Robert Nelson** to the practice squad.

JANUARY (2016)

- 5 Signed T **Andrew McDonald** to the active roster from the San Diego Chargers practice squad.
- 5 Placed T **Duane Brown** on Reserve/Injured.
- 6 Signed DE **Devon Still** to a reserve/future contract.
- 11 Signed nine players to reserve/future contracts: G **Karim Barton**, C **Dalton Freeman**, RB **Kenny Hilliard**, WR **Josh Lenz**, CB **Robert Nelson**, DE **Dan Pettinato**, OLB **Gerald Rivers**, TE **Eric Tomlinson** and OLB **Tony Washington**.

2015 NFL STANDINGS / RESULTS

AMERICAN FOOTBALL CONFERENCE

East Division

Team	W	L	T	Pct	PF	PA	Home	Away	Conf	Div	Streak
y-New England Patriots	12	4	0	.750	465	315	7-1-0	5-3-0	9-3-0	4-2-0	Lost 2
New York Jets	10	6	0	.625	387	314	6-2-0	4-4-0	7-5-0	3-3-0	Lost 1
Buffalo Bills	8	8	0	.500	379	359	5-3-0	3-5-0	7-5-0	4-2-0	Won 2
Miami Dolphins	6	10	0	.375	310	389	3-5-0	3-5-0	4-8-0	1-5-0	Won 1

North Division

Team	W	L	T	Pct	PF	PA	Home	Away	Conf	Div	Streak
y-Cincinnati Bengals	12	4	0	.750	419	279	6-2-0	6-2-0	9-3-0	5-1-0	Won 1
x-Pittsburgh Steelers	10	6	0	.625	423	319	6-2-0	4-4-0	7-5-0	3-3-0	Won 1
Baltimore Ravens	5	11	0	.313	328	401	3-5-0	2-6-0	4-8-0	3-3-0	Lost 1
Cleveland Browns	3	13	0	.188	278	432	2-6-0	1-7-0	2-10-0	1-5-0	Lost 3

South Division

Team	W	L	T	Pct	PF	PA	Home	Away	Conf	Div	Streak
y-Houston Texans	9	7	0	.563	339	313	5-3-0	4-4-0	7-5-0	5-1-0	Won 3
Indianapolis Colts	8	8	0	.500	333	408	4-4-0	4-4-0	6-6-0	4-2-0	Won 2
Jacksonville Jaguars	5	11	0	.313	376	448	4-4-0	1-7-0	5-7-0	2-4-0	Lost 3
Tennessee Titans	3	13	0	.188	299	423	1-7-0	2-6-0	1-11-0	1-5-0	Lost 4

West Division

Team	W	L	T	Pct	PF	PA	Home	Away	Conf	Div	Streak
z-Denver Broncos	12	4	0	.750	355	296	6-2-0	6-2-0	8-4-0	4-2-0	Won 2
x-Kansas City Chiefs	11	5	0	.688	405	287	6-2-0	5-3-0	10-2-0	5-1-0	Won 10
Oakland Raiders	7	9	0	.438	359	399	3-5-0	4-4-0	7-5-0	3-3-0	Lost 1
San Diego Chargers	4	12	0	.250	320	398	3-5-0	1-7-0	3-9-0	0-6-0	Lost 2

NATIONAL FOOTBALL CONFERENCE

East Division

Team	W	L	T	Pct	PF	PA	Home	Away	Conf	Div	Streak
y-Washington Redskins	9	7	0	.563	388	379	6-2-0	3-5-0	8-4-0	4-2-0	Won 4
Philadelphia Eagles	7	9	0	.438	377	430	3-5-0	4-4-0	4-8-0	3-3-0	Won 1
New York Giants	6	10	0	.375	420	442	3-5-0	3-5-0	4-8-0	2-4-0	Lost 3
Dallas Cowboys	4	12	0	.250	275	374	1-7-0	3-5-0	3-9-0	3-3-0	Lost 4

North Division

Team	W	L	T	Pct	PF	PA	Home	Away	Conf	Div	Streak
y-Minnesota Vikings	11	5	0	.688	365	302	6-2-0	5-3-0	8-4-0	5-1-0	Won 3
x-Green Bay Packers	10	6	0	.625	368	323	5-3-0	5-3-0	7-5-0	3-3-0	Lost 2
Detroit Lions	7	9	0	.438	358	400	4-4-0	3-5-0	6-6-0	3-3-0	Won 3
Chicago Bears	6	10	0	.375	335	397	1-7-0	5-3-0	3-9-0	1-5-0	Lost 1

South Division

Team	W	L	T	Pct	PF	PA	Home	Away	Conf	Div	Streak
z-Carolina Panthers	15	1	0	.938	500	308	8-0-0	7-1-0	11-1-0	5-1-0	Won 1
Atlanta Falcons	8	8	0	.500	339	345	4-4-0	4-4-0	5-7-0	1-5-0	Lost 1
New Orleans Saints	7	9	0	.438	408	476	4-4-0	3-5-0	5-7-0	3-3-0	Won 2
Tampa Bay Buccaneers	6	10	0	.375	342	417	3-5-0	3-5-0	5-7-0	3-3-0	Lost 4

West Division

Team	W	L	T	Pct	PF	PA	Home	Away	Conf	Div	Streak
y-Arizona Cardinals	13	3	0	.813	489	313	6-2-0	7-1-0	10-2-0	4-2-0	Lost 1
x-Seattle Seahawks	10	6	0	.625	423	277	5-3-0	5-3-0	7-5-0	3-3-0	Won 1
St. Louis Rams	7	9	0	.438	280	330	5-3-0	2-6-0	6-6-0	4-2-0	Lost 1
San Francisco 49ers	5	11	0	.313	238	387	4-4-0	1-7-0	4-8-0	1-5-0	Won 1

x - Clinched Playoff Spot; y - Clinched Division; z - Clinched Conference

POSTSEASON RESULTS

AFC WILD CARD

Kansas City 30, Houston 0
Pittsburgh 18, Cincinnati 16

NFC WILD CARD

Seattle 10, Minnesota 9
Green Bay 35, Washington 18

AFC DIVISIONAL

New England 27, Kansas City 20
Denver 23, Pittsburgh 16

NFC DIVISIONAL

Arizona 26, Green Bay 20 (OT)
Carolina 31, Seattle 24

AFC CHAMPIONSHIP

Denver 20, New England 18

NFC CHAMPIONSHIP

Carolina 49, Arizona 15

SUPER BOWL 50

Denver 24, Carolina 10

LEAGUE LEADERS

Scoring, Kickers

AFC	S. Gostkowski, New England	151
NFC	G. Gano, Carolina	146

Scoring, Non-Kickers

AFC	B. Marshall, N.Y. Jets	84
AFC	A. Robinson, Jacksonville	84
NFC	D. Freeman, Atlanta	84
NFC	D. Baldwin, Seattle	84

Rushing Yards

AFC	C. Ivory, N.Y. Jets	1,070
NFC	A. Peterson, Minnesota	1,485

Passer Rating

AFC	A. Dalton, Cincinnati	106.3
NFC	R. Wilson, Seattle	110.1

Receiving Yards

AFC	A. Brown, Pittsburgh	1,834
NFC	J. Jones, Atlanta	1,871

Interceptions

AFC	R. Nelson, Cincinnati	8
AFC	M. Peters, Kansas City	8
NFC	K. Coleman, Carolina	7
NFC	T. Johnson, St. Louis	7

Sacks

AFC	J. Watt, Houston	17.5
NFC	E. Ansa, Detroit	14.5

WEEK 1 GAME SUMMARY



WEEK 1: Houston 20 vs. Kansas City 27

71,776 • NRG Stadium • Houston, Texas • Sept. 13, 2015



GAME SUMMARY

The Texans fell to the Kansas City Chiefs 27-20 in the season opener at home.

After trailing by as many as 21, the Texans rallied back to within one score late in the game.

Two early turnovers, which included a fumble after a strip sack and an interception, proved costly for **Brian Hoyer**. The Chiefs capitalized on both, scoring 14 points and taking a 27-9 lead going into the locker room at halftime.

Ryan Mallett entered the game midway through fourth quarter, adding a touchdown and two-point conversion on his first series. He finished 8-of-14 for 98 yards, one touchdown, and a 102.7 passer rating.

The Texans were led on defense by **J.J. Watt**, who had nine tackles, six tackles for loss, three quarterback hits and two sacks. **DeAndre Hopkins** caught 9 passes for 98 yards. He scored both Texans touchdowns and the two-point conversion. **Nate Washington** added six catches for 105 yards.

The Chiefs took an early 14-0 lead on two touchdown passes from Alex Smith to tight end Travis Kelce. The first score came two plays after Hoyer's pass was intercepted by rookie cornerback Marcus Peters, deep in Texans territory.

Hoyer and the Texans offense picked up steam late in the first quarter, moving the ball 80 yards in eight plays. Hoyer's first touchdown as a Texan was to Hopkins on a 4-yard pass in the right corner of the endzone. **Randy Bullock** failed to convert the extra point attempt. The Texans trailed 14-6 with 0:46 left in the first quarter.

The Chiefs added two field goals from 27 and 48 yards, respectively, to extend their lead 20-6.

Hoyer's second turnover came with 5:09 left in the second quarter, as the Chiefs recovered a strip sack at the Houston 7-yard line. One play later, Kansas City found the endzone when Jamaal Charles scored on a short touchdown pass.

Hoyer orchestrated an 11-play, 64-yard scoring drive before the half, but the Texans had to settle for a field goal.

After a scoreless third quarter for both teams, Mallett entered the game with 6:10 left in the fourth quarter. On his first series, Mallett threw an 8-yard touchdown pass to Hopkins after a 7-play, 59-yard drive. He also successfully converted the ensuing two-point play to Hopkins to cut the Chiefs lead to 10.

Bullock added his second field goal of the day after Mallett's second series in the game, a 47-yard kick. The Texans pulled within one score, down just 27-20 with 1:23 left in the game.

The Texans attempted an onside kick, but the Chiefs recovered and then ran out the clock.

SCORING

SCORE BY PERIODS	1	2	3	4	OT	Total
Kansas City Chiefs	14	13	0	0	-	27
Houston Texans	6	3	0	11	-	20

SCORING DRIVES

Team	Qtr	Time	Play Description (Extra Point) (Drive info)	KC	HOU
Chiefs	1	10:22	T.Kelce 10 yd. pass from A.Smith (C.Santos kick) (2-13, 0:42)	7	0
Chiefs	1	4:28	T.Kelce 42 yd. pass from A.Smith (C.Santos kick) (8-83, 4:12) 1	4	0
Texans	1	0:46	D.Hopkins 4 yd. pass from B.Hoyer (kick failed, wr) (8-80, 3:42)	14	6
Chiefs	2	10:26	C.Santos 27 yd. Field Goal (10-66, 5:20)	17	6
Chiefs	2	6:20	C.Santos 48 yd. Field Goal (5-22, 2:32)	20	6
Chiefs	2	4:55	J.Charles 7 yd. pass from A.Smith (C.Santos kick) (1-7, 0:06)	27	6
Texans	2	0:09	R.Bullock 34 yd. Field Goal (11-64, 2:17)	27	9
Texans	4	4:07	D.Hopkins 8 yd. pass from R.Mallett (R.Mallett-D.Hopkins pass) (6-59, 2:03)	27	17
Texans	4	1:23	R.Bullock 47 yd. Field Goal (10-48, 1:24)	27	20

TEAM STATISTICS

	CHIEFS	TEXANS
TOTAL FIRST DOWNS	19	24
THIRD DOWN EFFICIENCY	3-13-23%	3-14-21%
FOURTH DOWN EFFICIENCY	0-0-0%	0-1-0%
TOTAL NET YARDS	330	396
NET YARDS RUSHING	97	98
NET YARDS PASSING	233	298
PASS ATTEMPTS-COMPLETIONS-HAD INTERCEPTED	33-22-0	47-26-1
KICKOFFS Number-In End Zone-Touchbacks	6-6-6	5-4-3
PUNTS Number and Average	7-43.9	7-47.0
Net Punting Average	36.1	32.6
FGs - PATs Had Blocked	0-0	0-0
TOTAL RETURN YARDAGE (Not Including Kickoffs)	81	14
PENALTIES Number and Yards	2-25	6-39
FUMBLES Number and Lost	1-0	2-1
TOUCHDOWNS	3	2
EXTRA POINTS Made-Attempt	3-3	1-2
FIELD GOALS Made-Attempts	2-3	2-2
RED ZONE EFFICIENCY	2-3-67%	2-4-50%
GOAL TO GO EFFICIENCY	1-1-100%	2-2-100%
SAFETIES	0	0
TIME OF POSSESSION	35:19	24:41

INDIVIDUAL STATISTICS

RUSHING (Att-Yds): Houston, A. Blue 9-42, J. Grimes 6-28, C. Polk 5-22, R. Mallett 1-6. Kansas City, J. Charles 16-57, K. Davis 6-16, A. Smith 9-15, D. Thomas 1-9.

RECEIVING (Rec-Yds): Houston, D. Hopkins 9-98, N. Washington 6-105, C. Shorts 4-57, K. Mumphery 2-23, R. Griffin 1-18, C. Fiedorowicz 1-15, C. Polk 1-9, A. Blue 1-7, J. Grimes 1-2. Kansas City, T. Kelce 6-106, J. Maclin 5-52, J. Charles 5-46, A. Wilson 3-25, K. Davis 1-12, D. Thomas 1-2, A. Sherman 1-0.

SACKS (Sk-Yds): Houston, J. Watt 2-10. Kansas City, A. Bailey 2-10, J. Houston 1-9, D. Johnson 1-9, J. Howard 1-8.

INTERCEPTIONS (Int-Yds): Houston, none. Kansas City, M. Peters 1-0.

TACKLES (S-A-T): Houston, B. Cushing 6-4-10, J. Watt 9-0-9, K. Jackson 6-0-6, Q. Demps 4-1-5, J. Joseph 4-0-4, A. Dent 3-1-4, J. Clowney 3-1-4, J. Simon 2-2-4, J. Crick 3-0-3, R. Moore 1-2-3, W. Mercilus 1-1-2, K. Johnson 1-0-1, E. Pleasant 1-0-1, A. Bouye 1-0-1, A. Hal 1-0-1. Kansas City, D. Johnson 6-2-8, J. Fleming 7-0-7, H. Abdullah 6-1-7, M. Peters 5-2-7, J. Howard 2-3-5, J. Mauga 2-3-5, A. Bailey 3-1-4, R. Parker 2-2-4, J. Houston 3-0-3, T. Hali 2-1-3, E. Berry 2-0-2, D. Ford 2-0-2, D. Poe 1-1-2, T. Branch 0-1-1.

MISSED FIELD GOAL: Houston, none. Kansas City, C. Santos 51WL.

WEEK 2 GAME SUMMARY



WEEK 2: Houston 17 at Carolina 24

73,254 • Bank of America Stadium • Charlotte, N.C. • Sept. 20, 2015



GAME SUMMARY

In their first road game of 2015, the Texans fell to Carolina 24-17 in a matchup that came down to the final seconds of regulation.

Dropped passes and a sluggish first half plagued the Texans offense in QB **Ryan Mallett's** first start of the season. Mallett finished the game 27-of-58 for 244 yards and added two touchdowns (one passing, one rushing) while throwing one interception.

The Texans offensive line was forced to reshuffle as starting left tackle **Duane Brown** was inactive. The unit then lost right tackle **Jeff Adams** to a knee injury during the game.

The defense held the Panthers to 10 points in the first half, but struggled to contain QB Cam Newton, who tossed two touchdowns and rushed for 76 yards and a score. S **Rahim Moore** nabbed the first takeaway of the season with an interception of Newton.

Houston's defense forced two three-and-outs to start the game. K **Randy Bullock's** 43-yard field goal in the first quarter put the first points on the board, giving the Texans a 3-0 lead.

Newton's 25-yard touchdown pass to Ted Ginn, Jr. gave the Panthers their first lead of the game early in the second quarter. A 28-yard field goal extended their lead on Carolina's following offensive series.

Moore's interception in the red zone kept the Panthers from adding to their lead in the second quarter. Moore returned the pick 17 yards and fumbled, but ILB **Justin Tuggle** recovered. The Texans took over at their own 22-yard line but were unable to convert the turnover into points.

Head Coach **Bill O'Brien's** squad trailed 10-3 at halftime.

Mallett and the Texans offense came out firing in the second half. He was 7-of-7 on his first touchdown drive of the day. The 13-play, 80-yard drive was capped by a Mallett-to-**Garrett Graham** strike at the back of the endzone. The 7-yard score featured Graham's one-handed catch, and tied the contest at 10-all.

Carolina fired back with its own 80-yard drive, punctuated by a two-yard leap into the endzone by Newton. The Panthers regained the lead 17-10.

Mallett's first interception in the fourth quarter, by A.J. Klein, led to Carolina points. One play after the Klein pick, Newton threw a 36-yard touchdown pass to Corey Brown. The Panthers took their biggest lead of the day, 24-10, with 8:53 left in the game.

Mallett bounced back on the next drive, throwing a 48-yard deep pass to WR **Nate Washington** to move into scoring range. On fourth-and-goal, Mallett's six-yard run brought the Texans within one score. Houston trailed 24-17 after the 7-play, 80-yard drive. The Panthers attempted a 53-yard field goal with 2:48 left in the game. DE **Jared Crick** blocked the attempt to give Houston possession on its 43-yard line.

The Texans moved the ball down to the Carolina 20-yard line during their final drive of the game but came up short on fourth down.

SCORING

SCORE BY PERIODS	1	2	3	4	OT	Total
Houston Texans	3	0	7	7	-	17
Carolina Panthers	0	10	7	7	-	24

SCORING DRIVES

Team	Qtr	Time	Play Description (Extra Point) (Drive info)	HOU	CAR
Texans	1	7:57	R.Bullock 43 yd. Field Goal (13-53, 3:48)	3	0
Panthers	2	11:22	T.Ginn 25 yd. pass from C.Newton (G.Gano kick) (5-74, 2:04)	3	7
Panthers	2	5:26	G.Gano 28 yd. Field Goal (10-51, 4:39)	3	10
Texans	3	8:29	G.Graham 7 yd. pass from R.Mallett (R.Bullock kick) (13-80, 6:31)	10	10
Panthers	3	1:04	C.Newton 2 yd. run (G.Gano kick) (14-80, 7:25)	10	17
Panthers	4	8:53	C.Brown 36 yd. pass from C.Newton (G.Gano kick) (1-36, 0:09)	10	24
Texans	4	6:31	R.Mallett 6 yd. run (R.Bullock kick) (7-80, 2:22)	17	24

TEAM STATISTICS

	TEXANS	PANTHERS
TOTAL FIRST DOWNS	21	25
THIRD DOWN EFFICIENCY	5-19-26%	4-13-31%
FOURTH DOWN EFFICIENCY	2-4-50%	0-0-0%
TOTAL NET YARDS	300	350
NET YARDS RUSHING	61	172
Total Rushing Plays	23	33
NET YARDS PASSING	239	178
PASS ATTEMPTS-COMPLETIONS-HAD INTERCEPTED	58-27-1	37-18-1
KICKOFFS Number-In End Zone-Touchbacks	4-4-3	5-5-4
PUNTS Number and Average	8-48.5	7-53.9
FGs - PATs Had Blocked	0-0	1-0
TOTAL RETURN YARDAGE (Not Including Kickoffs)	75	52
PENALTIES Number and Yards	10-70	10-92
FUMBLES Number and Lost	1-0	0-0
TOUCHDOWNS	2	3
EXTRA POINTS Made-Attempts	2-2	3-3
FIELD GOALS Made-Attempts	1-1	1-2
RED ZONE EFFICIENCY	2-3-67%	1-2-50%
GOAL TO GO EFFICIENCY	0-0-0%	1-1-100%
SAFETIES	0	0
FINAL SCORE	17	24
TIME OF POSSESSION	27:31	32:29

INDIVIDUAL STATISTICS

RUSHING (Att-Yds): Houston, C. Polk 14-38, J. Grimes 2-7, A. Blue 5-6, R. Mallett 1-6, J. Prosch 1-4. Carolina, C. Newton 10-76, J. Stewart 17-62, M. Tolbert 5-31, F. Whittaker 1-3.

RECEIVING (Rec-Yds): Houston, J. Grimes 6-40, C. Shorts 6-34, D. Hopkins 5-53, N. Washington 3-63, C. Worthy 2-15, C. Polk 2-9, C. Fiedorowicz 1-19, G. Graham 1-7, A. Blue 1-4. Carolina G. Olsen 6-70, T. Ginn 4-41, C. Brown 3-57, M. Tolbert 2-4, D. Funchess 1-15, J. Cotchery 1-11, J. Stewart 1-(-3).

SACKS (Sk-Yds): Houston, J. Watt 1-4, Q. Demps 0.5-6.5, E. Pleasant 0.5-6.5. Carolina D. Edwards 1-5.

INTERCEPTIONS (Int-Yds): Houston, R. Moore 1-17. Carolina A. Klein 1-8.

TACKLES (S-A-T): Houston, Q. Demps 2-6-8, B. Cushing 4-3-7, J. Crick 3-4-7, J. Watt 4-1-5, J. Joseph 4-1-5, J. Tuggle 3-1-4, K. Jackson 3-1-4, W. Mercilus 2-2-4, R. Moore 3-0-3, J. Clowney 2-0-2, K. Johnson 2-0-2, A. Dent 1-1-2, B. McKinney 1-1-2, V. Wilfork 0-2-2, E. Pleasant 0-1-1. Carolina, T. Davis 6-3-9, K. Coleman 5-4-9, R. Harper 5-1-6, B. Benwikere 4-2-6, J. Norman 4-1-5, S. Thompson 3-1-4, A. Klein 2-2-4, D. Edwards 2-1-3, C. Tillman 1-2-3, K. Short 0-3-3, K. Love 1-1-2, K. Ealy 0-2-2, C. Johnson 0-2-2, M. Addison 0-1-1, C. Cole 0-1-1, W. Horton 0-1-1.

MISSED FIELD GOAL: Houston, none. Carolina, G. Gano 53B.

WEEK 3 GAME SUMMARY



WEEK 3: Houston 19 vs. Tampa Bay 9 71,718 • NRG Stadium • Houston, Texas • Sept. 27, 2015



GAME SUMMARY

The Houston Texans picked up their first win of 2015 with a 19-9 victory over Tampa Bay.

Both **Alfred Blue** and **DeAndre Hopkins** had 100-yard performances as the Texans put up over 400 yards of offense. **Ryan Mallett** was 24-of-39 for 228 yards, with one touchdown and one interception in his second start of the year.

The Texans aimed for a faster start to Week 3 and accomplished it with an early 7-0 lead. Hopkins led the receivers with eight catches for 101 yards and a score.

Injuries continued to plague the offensive line. Already without starting left tackle **Duane Brown**, right guard **Brandon Brooks** left in the second quarter with an ankle injury and did not return. The reshuffled unit still paved the way for 187 yards rushing on the day.

Blue rumbled for 139 yards and a touchdown. It was the second 100-yard rushing performance for Blue in his career.

The Texans defense added one takeaway with an interception of Jameis Winston and held Tampa Bay to just one third-down conversion on 12 attempts.

Tampa Bay's first score of the day was a 58-yard field goal in the second quarter. Kyle Brindza missed two subsequent field goals from 32 and 33 yards, as well as an extra point attempt.

The Buccaneers got on the scoreboard late in the first half. Following a Mallett interception, Tampa Bay took over at the Houston 26-yard line. Two plays later, Charles Sims scored on a 32-yard catch-and-run from Winston. Tampa Bay missed the ensuing extra point as they took a 9-7 lead with 3:51 remaining in the first half.

Late in the second quarter, Bullock missed a 43-yard field goal when his kick hit the right upright. The Texans trailed 9-7 at halftime.

Winston threw his first interception of the day just four plays into the third quarter. **Quintin Demps** picked off the pass, intended for Mike Evans, to set up the Texans scoring drive. Bullock added a 39-yard field goal as Houston regained a 10-9 lead with 12:37 left in the third quarter.

Mallett led the Texans on a fourth-quarter scoring drive that began with a 30-yard completion to Hopkins. Blue scored his first touchdown of the season on a 20-yard run to cap off a five-play, 80-yard drive. Bullock's extra point attempt was wide right, and Houston led 16-9 with 9:14 left in the game.

Later, the Texans took up 6:52 of the fourth quarter with a 14-play, 76-yard scoring drive. Bullock added a 19-yard field goal as Houston won 19-9.

The Texans improve to 1-2 on the season and will travel to Atlanta in Week 4.

SCORING

SCORE BY PERIODS	1	2	3	4	OT	Total
Tampa Bay Buccaneers	0	9	0	0	-	9
Houston Texans	7	0	3	9	-	19

SCORING DRIVES

Team	Qtr	Time	Play Description (Extra Point) (Drive info)	TB	HOU
Texans	1	4:58	D.Hopkins 5 yd. pass from R.Mallett (R.Bullock kick) (10-64, 3:55)	0	7
Bucs	2	11:15	K.Brindza 58 yd. Field Goal (6-40, 3:00)	3	7
Bucs	2	3:51	C.Sims 32 yd. pass from J.Winston (kick failed, hru) (2-26, 0:50)	9	7
Texans	3	12:37	R.Bullock 39 yd. Field Goal (5-34, 1:16)	9	10
Texans	4	9:14	A.Blue 20 yd. run (kick failed, wr) (5-77, 1:42)	9	16
Texans	4	1:12	R.Bullock 19 yd. Field Goal (14-76, 6:52)	9	19

TEAM STATISTICS

	BUCCANEERS	TEXANS
TOTAL FIRST DOWNS	14	30
THIRD DOWN EFFICIENCY	1-12-8%	8-18-44%
FOURTH DOWN EFFICIENCY	0-0-0%	0-0-0%
TOTAL NET YARDS	318	413
NET YARDS RUSHING	57	186
Total Rushing Plays	20	46
NET YARDS PASSING	261	227
PASS ATTEMPTS-COMPLETIONS-HAD INTERCEPTED	36-17-1	39-24-1
KICKOFFS Number-In End Zone-Touchbacks	3-3-1	5-5-4
PUNTS Number and Average	7-44.6	6-44.3
FGs - PATs Had Blocked	0-0	0-0
TOTAL RETURN YARDAGE (Not Including Kickoffs)	48	17
PENALTIES Number and Yards	10-84	6-58
FUMBLES Number and Lost	2-0	2-0
TOUCHDOWNS	1	2
EXTRA POINTS Made-Attempts	0-1	1-2
FIELD GOALS Made-Attempts	1-4	2-3
RED ZONE EFFICIENCY	0-1-0%	1-2-50%
GOAL TO GO EFFICIENCY	0-0-0%	1-2-50%
SAFETIES	0	0
FINAL SCORE	9	19
TIME OF POSSESSION	23:44	36:16

INDIVIDUAL STATISTICS

RUSHING (Att-Yds): Houston, A. Blue 31-139, J. Prosch 3-24, J. Grimes 6-19, C. Polk 5-5, R. Mallett 1-(-1). Tampa Bay, D. Martin 14-46, C. Sims 6-11.

RECEIVING (Rec-Yds): Houston, D. Hopkins 8-101, C. Shorts 6-58, N. Washington 4-42, J. Grimes 4-19, G. Graham 1-9, C. Worthy 1-(-1). Tampa Bay, M. Evans 7-101, L. Murphy 3-61, B. Myers 3-18, C. Sims 2-41, V. Jackson 2-40.

SACKS (Sk-Yds): Houston, none. Tampa Bay, H. Melton (1-1).

INTERCEPTIONS (Int-Yds): Houston, Q. Demps 1-0. Tampa Bay, K. Alexander 1-0.

TACKLES (S-A-T): Houston, K. Jackson 6-0-6, B. Cushing 3-2-5, J. Watt 2-3-5, Q. Demps 4-0-4, J. Joseph 2-1-3, K. Johnson 2-1-3, J. Tuggle 2-0-2, R. Moore 2-0-2, J. Clowney 1-1-2, B. McKinney 1-1-2, E. Pleasant 1-1-2, W. Mercilus 1-1-2, V. Wilfork 0-2-2, J. Crick 1-0-1, C. Covington 1-0-1, J. Simon 1-0-1. Tampa Bay, L. David 3-11-14, K. Alexander 5-5-10, C. Conte 7-2-9, S. Moore 4-5-9, B. McDougald 3-6-9, C. McDonald 4-4-8, D. Swearingen 4-2-6, T. Jennings 4-1-5, J. Smith 4-1-5, W. Gholston 2-2-4, B. Carter 2-1-3, H. Melton 1-2-3, M. Jenkins 2-0-2, G. Johnson 2-0-2, G. McCoy 1-1-2, T. McDaniel 1-1-2, J. Banks 0-2-2, A. Verner 1-0-1, K. Tandy 0-1-1.

MISSED FIELD GOALS: Houston, R. Bullock 43. Tampa Bay, K. Brindza 41, 33, 57.

WEEK 4 GAME SUMMARY



WEEK 4: Houston 21 at Atlanta 48
69,904 • Georgia Dome • Atlanta, Ga. • Oct. 4, 2015



GAME SUMMARY

The Texans fell, 48-21, to the Atlanta Falcons after trailing by as many as 42 points at the Georgia Dome. Despite RB **Arian Foster's** return to the starting lineup, the Texans offense struggled mightily until later in the third quarter, when QB **Brian Hoyer** entered the game. Houston scored 21 straight points in the fourth quarter when Hoyer led the team on three consecutive scoring drives.

QB **Ryan Mallett** completed 12-of-27 for 150 yards and one interception before his exit. Hoyer was 17-of-30 for 232 yards and threw touchdown passes to TE **C.J. Fiedorowicz** and WR **Cecil Shorts III**. WR **DeAndre Hopkins** led the receivers with nine catches for 157 yards.

DEs **J.J. Watt** and **Jared Crick** each had a sack on Falcons QB Matt Ryan. The Texans defense also had three passes defended, courtesy of OLB **Jadeveon Clowney** and a pair from Watt.

Three first-half turnovers resulted in three Atlanta touchdowns. The Falcons scored 28 unanswered points before halftime while the Texans got within scoring range just once, but K **Nick Novak** missed the 53-yard field goal.

Houston's defense could not contain Falcons RB Devonta Freeman, who found the endzone three times. Ryan was 19-of-27 for 256 yards and one touchdown. Ryan left the game early in the fourth quarter after Atlanta pulled out to a 35-point lead. QB Sean Renfree finished the remainder of the game under center for the Falcons.

Mallett's first pass of the game was a 15-yard completion to Foster but three plays later, a batted ball resulted in an interception. The Falcons took an early 7-0 lead in the first quarter when Freeman scored on a 16-yard touchdown run.

Freeman's second touchdown of the day, on a 23-yard run, came early in the second quarter, giving Atlanta a 14-0 lead with 14:39 left in the second quarter.

Minutes later, a Foster fumble resulted in a defensive touchdown and Ryan added his first touchdown pass of the day on a pass to WR Leonard Hankerson. Houston quickly fell into a 28-0 hole by halftime.

The Texans didn't fare much better in the third quarter. Atlanta added two more offensive touchdowns in the third quarter and Mallett exited the game soon after.

Hoyer, who entered the game with 2:56 left in the third quarter, threw a 5-yard touchdown pass to Fiedorowicz on his first series to put Houston on the scoreboard. Hoyer's deep 42-yard pass to Shorts had Houston at the goal line on the following drive. RB **Chris Polk** added the second touchdown of the day, and his first as a Texan, on the touchdown run that capped off a 10-play, 75-yard drive. The Texans chipped away at the Falcons' lead, down 42-14 with 9:09 left in the game.

Hoyer connected with Shorts for his second touchdown pass of the day with 3:01 left in the game. With just 0:01 remaining, the Texans were in the red zone looking to score again, but Atlanta forced a fumble on Shorts and scored on an 84-yard return.

With the loss, the Texans fall to 1-3 and will face the Indianapolis Colts on Thursday night.

SCORING

SCORE BY PERIODS	1	2	3	4	OT	Total
Houston Texans	0	0	0	21	-	21
Atlanta Falcons	7	21	14	6	-	48

SCORING DRIVES

Team	Qtr	Time	Play Description (Extra Point) (Drive info)	HOU	ATL
Falcons	1	8:32	D.Freeman 16 yd. run (M.Bryant kick) (8-54, 3:29)	0	7
Falcons	2	14:39	D.Freeman 23 yd. run (M.Bryant kick) (10-71, 6:19)	0	14
Falcons	2	12:24	D.Trufant 24 yd. fumble return (M.Bryant kick)	0	21
Falcons	2	3:11	L.Hankerson 3 yd. pass from M.Ryan (M.Bryant kick) (11-82, 6:20)	0	28
Falcons	3	10:50	D.Freeman 6 yd. run (M.Bryant kick) (4-68, 1:56)	0	35
Falcons	3	2:56	T.Ward 8 yd. run (M.Bryant kick) (9-70, 6:17)	0	42
Texans	4	14:22	C.Fiedorowicz 5 yd. pass from B.Hoyer (N.Novak kick) (10-80, 3:34)	7	42
Texans	4	9:09	C.Polk 1 yd. run (N.Novak kick) (10-75, 2:47)	14	42
Texans	4	3:01	C.Short 8 yd. pass from B.Hoyer (N.Novak kick) (6-64, 1:31)	21	42
Falcons	4	0:00	N.Stupar 84 yd. fumble return (run failed)	21	48

TEAM STATISTICS

	TEXANS	FALCONS
TOTAL FIRST DOWNS	24	22
THIRD DOWN EFFICIENCY	7-15-47%	9-16-56%
FOURTH DOWN EFFICIENCY	0-2-0%	1-1-100%
TOTAL NET YARDS	428	378
NET YARDS RUSHING	54	135
NET YARDS PASSING	374	243
PASS ATTEMPTS-COMPLETIONS-HAD INTERCEPTED	57-29-1	27-19-0
KICKOFFS Number-In End Zone-Touchbacks	4-3-2	7-7-4
PUNTS Number and Average	4-48.5	6-47.7
TOTAL RETURN YARDAGE (Not Including Kickoffs)	40	28
PENALTIES Number and Yards	5-35	10-80
FUMBLES Number and Lost	3-3	0-0
TOUCHDOWNS	3	7
EXTRA POINTS Made-Attempts	3-3	6-7
FIELD GOALS Made-Attempts	0-1	0-0
RED ZONE EFFICIENCY	3-4-75%	4-4-100%
GOAL TO GO EFFICIENCY	2-3-67%	1-1-100%
SAFETIES	0	0
FINAL SCORE	21	48
TIME OF POSSESSION	24:08	35:52

INDIVIDUAL STATISTICS

PASSING (Att-Comp-Yds): Houston, B. Hoyer 30-17-232, R. Mallett 27-12-150. Atlanta, M. Ryan 27-19-256.

RUSHING (Att-Yds): Houston, C. Polk 3-27, A. Blue 6-17, A. Foster 8-10. Atlanta, T. Ward 19-72, D. Freeman 14-68, M. Ryan 1-(-1), S. Renfree 1-(-4).

RECEIVING (Rec-Yds): Houston, D. Hopkins 9-157, C. Shorts 6-87, K. Mumphery 4-56, C. Fiedorowicz 3-28, A. Foster 3-25, C. Polk 3-23, G. Graham 1-6. Atlanta L. Hankerson 6-103, D. Freeman 5-81, J. Jones 4-38, R. White 2-8, T. Ward 1-18, N. Williams 1-8.

SACKS (Sk-Yds): Houston, J. Crick 1-5, J. Watt 1-8. Atlanta, R. Hageman 1-8.

INTERCEPTIONS (Int-Yds): Houston, none. Atlanta, J. Babineaux 1-(-1).

TACKLES (S-A-T): Houston, B. Cushing 7-4-11, K. Johnson 5-0-5, J. Crick 4-1-5, K. Jackson 4-1-5, J. Watt 3-1-4, J. Simon 2-2-4, B. McKinney 2-1-3, D. Morris 2-1-3, J. Tuggle 1-2-3, W. Mercilus 2-0-2, J. Joseph 2-0-2, J. Clowney 1-1-2, V. Wilfork 1-1-2, Q. Demps 1-1-2, R. Moore 1-1-2, A. Bouye 1-0-1, E. Pleasant 1-0-1, A. Hal 1-0-1, C. Covington 0-1-1. Atlanta, A. Bradford 4-1-5, R. Therzies 3-2-5, W. Moore 4-0-4, P. Adams 4-0-4, P. Worrlow 3-1-4, K. Ishmael 2-2-4, N. Stupar 3-0-3, J. Bartu 2-1-3, K. Biermann 2-0-2, D. Trufant 2-0-2, B. Reed 2-0-2, R. Hageman 1-1-2, V. Beasley 1-0-1, R. Alford 1-0-1, J. Babineaux 1-0-1, P. DiMarco 1-0-1, G. Jarrett 1-0-1, D. Southward 1-0-1.

MISSED FIELD GOALS: Houston, N. Novak 53SH. Atlanta, none.

WEEK 5 GAME SUMMARY



WEEK 5: Houston 20 vs. Indianapolis 27
 71,732 • NRG Stadium • Houston, Texas • Oct. 8, 2015



GAME SUMMARY

In a game that featured both teams playing their backup quarterbacks for a majority of the contest, the Texans fell, 27-20, to Indianapolis. Matt Hasselbeck started for Andrew Luck while **Brian Hoyer** entered the game for **Ryan Mallett** in the second quarter.

In the Texans first AFC South contest of the season, rookie receiver **Jaalen Strong** snared a pair of touchdowns on his first two career NFL catches.

The Texans put up 444 yards of total offense but also committed 13 penalties for 125 yards. Six of the Colts' 22 first downs came as a result of Houston penalties.

Mallett started the Thursday night matchup, but Hoyer finished the game. Hoyer entered when Mallett was shaken up on a hit that resulted in a roughing penalty on the Colts.

Hoyer was 24-of-31 for 312 yards, two touchdowns, one interception, and a passer rating of 116.6. RB **Arian Foster** rushed for 41 yards on 19 carries. WR **DeAndre Hopkins** had his third-straight 100-yard game, catching 11 passes for 169 yards.

Mallett was 7-of-10 for 50 yards and one interception. On the Texans' opening drive, Mallett moved the offense 61 yards in 14 plays, but his pass to Foster was intercepted in the red zone. Indianapolis capitalized, scoring first on a 48-yard field goal by K Adam Vinatieri.

WR Andre Johnson's return to NRG Stadium was punctuated by two touchdown catches as a Colt. He caught his first one in the first quarter, a four-yard pass from Hasselbeck, to extend the Colts' lead to 10.

Hoyer entered the game 6:49 left in the second quarter and promptly led the Texans on two consecutive scoring drives. K **Nick Novak** kicked his first field goal as a Texan, a 36-yard attempt, to get Houston on the board.

As time expired in the half, Hoyer's 42-yard Hail Mary pass was caught by Strong for a touchdown. It was his first career NFL catch and it capped off a 9-play, 95-yard scoring drive. The Texans headed into the locker room down just 13-10.

On the Colts' first possession after the break, RB Frank Gore ran three yards for a score as the Colts took a 20-10 lead.

Both Strong and Johnson added their second touchdown catches of the night in the second half. The Houston rookie caught an 11-yard pass all alone in the left corner of the end zone in the third quarter to end a 10-play, 90-yard drive. Johnson, meanwhile, scored early in the fourth quarter on a two-yard touchdown pass.

Hoyer threw his first interception on his final pass of the night. It occurred at the two-minute warning on third-and-2.

The Texans fell to 1-4 on the season. Houston will head to Florida for their next two games against Jacksonville and Miami in Weeks 6 and 7.

SCORING

SCORE BY PERIODS

	1	2	3	4	OT	Total
Indianapolis Colts	10	3	7	7	-	27
Houston Texans	0	10	7	3	-	20

SCORING DRIVES

Team	Qtr	Time	Play Description (Extra Point) (Drive info)	IND	HOU
Colts	1	6:28	A.Vinatieri 48 yd. Field Goal (5-26, 2:05)		3
Colts	1	1:22	A.Johnson 4 yd. pass from M.Hasselbeck (A.Vinatieri kick) (6-60, 2:00)	10	0
Colts	2	7:37	A.Vinatieri 42 yd. Field Goal (13-46, 6:01)	13	0
Texans	2	2:08	N.Novak 36 yd. Field Goal (12-62, 5:29)		13
Texans	2	0:00	J.Strong 42 yd. pass from B.Hoyer (N.Novak kick) (9-95, 1:16)		13
Colts	3	13:02	F.Gore 3 yd. run (A.Vinatieri kick) (4-56, 1:58)	20	10
Texans	3	4:03	J.Strong 11 yd. pass from B.Hoyer (N.Novak kick) (10-90, 5:05)		20
Colts	4	10:28	A.Johnson 2 yd. pass from M.Hasselbeck (A.Vinatieri kick) (14-80, 8:35)	27	17
Texans	4	6:07	N.Novak 49 yd. Field Goal (8-49, 4:21)		27

TEAM STATISTICS

	COLTS	TEXANS
TOTAL FIRST DOWNS	22	24
THIRD DOWN EFFICIENCY	3-11-27%	8-16-50%
FOURTH DOWN EFFICIENCY	1-1-100%	1-1-100%
TOTAL NET YARDS	323	444
NET YARDS RUSHING	110	82
NET YARDS PASSING	213	362
PASS ATTEMPTS-COMPLETIONS-HAD INTERCEPTED	29-18-0	41-31-2
KICKOFFS Number-In End Zone-Touchbacks	6-6-6	4-4-2
PUNTS Number and Average	3-49.0	3-41.0
TOTAL RETURN YARDAGE (Not Including Kickoffs)	64	11
PENALTIES Number and Yards	7-65	13-125
FUMBLES Number and Lost	0-0	0-0
TOUCHDOWNS	3	2
EXTRA POINTS Made-Attempts	3-3	2-2
FIELD GOALS Made-Attempts	2-2	2-2
RED ZONE EFFICIENCY	3-4-75%	1-3-33%
GOAL TO GO EFFICIENCY	2-2-100%	1-1-100%
SAFETIES	0	0
FINAL SCORE	27	20
TIME OF POSSESSION	27:33	32:27

INDIVIDUAL STATISTICS

PASSING (Att-Comp-Yds): Houston, B. Hoyer 31-24-312, R. Mallett 10-7-50. Indianapolis, M. Hasselbeck 29-18-213.

RUSHING (Att-Yds): Houston, A. Foster 19-41, A. Blue 6-22, B. Hoyer 1-14, C. Polk 1-5, R. Mallett 1-0. Indianapolis, F. Gore 22-98, Z. Tipton 2-9, J. Robinson 3-6, M. Hasselbeck 3-(-3).

RECEIVING (Rec-Yds): Houston, D. Hopkins 11-169, A. Foster 9-77, K. Humphery 4-23, J. Strong 2-53, C. Polk 2-17, A. Blue 1-11, G. Graham 1-8, C. Fiedorowicz 1-4. Indianapolis, A. Johnson 6-77, T. Hilton 5-88, C. Fleener 2-9, D. Allen 1-21, P. Dorsett 1-9, J. Robinson 1-6, D. Moncrief 1-3, J. Doyle 1-0.

SACKS (Sk-Yds): Houston, none. Indianapolis, E. Walden 1-0.

INTERCEPTIONS (Int-Yds): Houston, none. Indianapolis, M. Adams 2-48.

TACKLES (S-A-T): Houston, B. Cushing 0-8-8, B. McKinney 6-1-7, J. Crick 3-3-6, K. Jackson 4-1-5, K. Johnson 3-1-4, A. Hal 2-2-4, J. Joseph 3-0-3, J. Simon 3-0-3, W. Mercilus 1-2-3, R. Moore 1-2-3, J. Clowney 2-0-2, E. Pleasant 2-0-2, J. Watt 0-2-2, A. Bouye 1-0-1, C. Covington 1-0-1, J. Pagan 0-1-1. Indianapolis, D. Jackson 8-3-11, G. Toler 8-0-8, D. Lowery 6-0-6, N. Irving 4-1-5, C. Geathers 4-1-5, V. Davis 3-2-5, M. Adams 3-1-4, H. Anderson 3-1-4, S. Moore 2-2-4, E. Walden 3-0-3, B. Winn 2-0-2, D. Parry 2-0-2, J. Newsome 1-1-2, Z. Kerr 1-1-2, D. Butler 1-0-1, R. Mathis 0-1-1, K. Langford 0-1-1.

MISSED FIELD GOALS: Houston, none. Indianapolis, none.

WEEK 6 GAME SUMMARY



WEEK 6: Houston 31 at Jacksonville 20
 58,085 • EverBank Field • Jacksonville, Fla. • Oct. 18, 2015



GAME SUMMARY

The Texans scored 21 unanswered points in the fourth quarter to revive their spirits and season en route to 31-20 win over Jacksonville. Houston's defense had three interceptions on the day.

WR **DeAndre Hopkins** had his fourth-consecutive game with over 100 yards receiving and caught two touchdown passes from QB **Brian Hoyer**. Hopkins finished the game with 10 catches for 148 yards. WR **Cecil Shorts III** returned to Jacksonville for the first time as a Texan and added 63 yards on four receptions.

Hoyer, in his second start of 2015, was 24-of-36 for 293 yards, throwing three touchdowns. He also amassed a 119.3 passer rating. RB **Arian Foster** had 112 yards from scrimmage (53 rushing, 59 receiving) and one touchdown.

Second-year S **Andre Hal** picked up his first two career interceptions, one leading to a Texans score. He first picked off QB Blake Bortles at the goal line, ending a Jaguars scoring drive with 0:17 left in the first half. His second was returned for a touchdown in the fourth quarter to extend the Texans' lead to 17 points.

Foster scored his first touchdown of the season on a 14-yard catch and run from Hoyer late in the first quarter. The 99-yard scoring drive tied a Texans franchise record (2010 against Baltimore).

The Jaguars tied the game with a touchdown drive of their own on their next possession. Blake Bortles found WR Allen Robinson on a two-yard touchdown pass.

K **Nick Novak** added a 41-yard field goal with 6:38 left in the second quarter. It gave the Texans 10-7 lead that lasted until nearly the end of the third quarter. Jacksonville took their first lead of the day with just five seconds left in the third quarter, after Bortles connected with TE Julius Thomas on a 29-yard touchdown catch. The Jaguars, who took possession at mid-field after a failed fourth down attempt by the Texans, moved the ball 52 yards in four plays and led 14-10.

The fourth quarter was all Houston as Hopkins found the endzone twice and eclipsed 100 yards receiving. Hal's 31-yard interception return for a touchdown gave the Texans a 31-14 lead. CB **A.J. Bouye** intercepted Bortles for the third time of the day with 1:09 left in the game.

The Texans improve to 2-4 on the season and will travel to Miami in Week 7 to face the Dolphins.

SCORING

SCORE BY PERIODS	1	2	3	4	OT	Total
Houston Texans	7	3	0	21	-	31
Jacksonville Jaguars	0	7	7	6	-	20

SCORING DRIVES

Team	Qtr	Time	Play Description (Extra Point) (Drive info)	HOU	JAX
Texans	1	1:36	A.Foster 14 yd. pass from B.Hoyer (N.Novak kick) (16-99, 8:24)	7	0
Jaguars	2	9:41	A.Robinson 2 yd. pass from B.Bortles (J.Myers kick) (14-75, 6:55)	7	7
Texans	2	6:38	N.Novak 41 yd. Field Goal (9-56, 3:03)	10	7
Jaguars	3	0:05	J.Thomas 29 yd. pass from B.Bortles (J.Myers kick) (4-52, 1:32)	10	14
Texans	4	11:20	D.Hopkins 9 yd. pass from B.Hoyer (N.Novak kick) (9-81, 3:45)	17	14
Texans	4	8:07	D.Hopkins 26 yd. pass from B.Hoyer (N.Novak kick) (4-46, 1:18)	24	14
Texans	4	7:55	A.Hal 31 yd. interception return (N.Novak kick)	31	14
Jaguars	4	4:32	A.Hurns 11 yd. pass from B.Bortles (kick failed, wl) (12-80, 3:23)	31	20

TEAM STATISTICS

	TEXANS	JAGUARS
TOTAL FIRST DOWNS	24	26
THIRD DOWN EFFICIENCY	7-14-50%	5-15-33%
FOURTH DOWN EFFICIENCY	1-2-50%	2-2-100%
TOTAL NET YARDS	382	394
NET YARDS RUSHING	95	83
NET YARDS PASSING	287	311
PASS ATTEMPTS-COMPLETIONS-HAD INTERCEPTED	36-24-0	53-30-3
KICKOFFS Number-In End Zone-Touchbacks	6-5-3	4-2-2
PUNTS Number and Average	4-38.8	5-46.8
TOTAL RETURN YARDAGE (Not Including Kickoffs)	59	7
PENALTIES Number and Yards	10-69	7-64
FUMBLES Number and Lost	1-0	1-0
TOUCHDOWNS	4	3
EXTRA POINTS Made-Attempts	4-4	2-3
FIELD GOALS Made-Attempts	1-1	0-0
RED ZONE EFFICIENCY	2-2-100%	2-3-67%
GOAL TO GO EFFICIENCY	1-1-100%	2-2-100%
SAFETIES	0	0
FINAL SCORE	31	20
TIME OF POSSESSION	30:02	29:58

INDIVIDUAL STATISTICS

PASSING (Att-Comp-Yds): Houston, B. Hoyer 36-24-293. Jacksonville, B. Bortles 53-30-331.

RUSHING (Att-Yds): Houston, A. Foster 18-53, C. Polk 8-37, B. Hoyer 5-5. Jacksonville, B. Bortles 4-37, T. Gerhart 9-26, D. Robinson 7-19, C. Grant 1-1.

RECEIVING (Rec-Yds): Houston, D. Hopkins 10-148, A. Foster 5-59, C. Shorts 4-63, K. Mumphery 2-8, C. Fiedorowicz 1-8, J. Strong 1-5, C. Polk 1-2. Jacksonville, B. Walters 8-87, J. Thomas 7-78, A. Robinson 6-86, T. Gerhart 3-23, D. Robinson 3-19, A. Hurns 2-30, M. Lewis 1-8.

SACKS (Sk-Yds): Houston, W. Mercilus 2-12, J. Simon 1-8. Jacksonville, D. Skuta 0.5-3, M. Bennett 0.5-3.

INTERCEPTIONS (Int-Yds): Houston, A. Hal 2-34, A. Bouye 1-0. Jacksonville, none.

TACKLES (S-A-T): Houston, B. Cushing 9-3-12, A. Bouye 7-0-7, J. Joseph 4-2-6, K. Johnson 4-0-4, W. Mercilus 3-0-3, L. Ballentine 3-0-3, A. Hal 2-1-3, B. McKinney 2-1-3, J. Watt 2-0-2, J. Simon 1-1-2, V. Wilfork 1-1-2, J. Crick 1-1-2. Jacksonville, P. Posluszny 9-1-10, J. Evans 7-1-8, T. Smith 7-0-7, D. House 5-0-5, J. Cyprien 4-0-4, A. Colvin 4-0-4, A. Branch 2-0-2, C. Clemons 2-0-2, D. Skuta 1-1-2, R. Miller 1-1-2, M. Bennett 0-2-2, T. Alualu 1-0-1, S. Marks 1-0-1, D. Gratz 1-0-1.

MISSED FIELD GOALS: Houston, none. Jacksonville, none.

WEEK 7 GAME SUMMARY



WEEK 7: Houston 26 at Miami 44

65,251 • Sun Life Stadium • Miami Gardens, Fla. • Oct. 25, 2015



GAME SUMMARY

The Texans fell 44-26 to the Miami Dolphins after trailing by as many as 41 points.

Despite scoring four touchdowns and holding the Dolphins to just a field goal in the second half, it wasn't enough to keep the Texans' undefeated streak against Miami intact.

Arian Foster finished the game with 59 yards rushing, 66 yards receiving and a pair of touchdowns both through the air and on the ground. He left the game in the fourth quarter with an Achilles injury and did not return.

Brian Hoyer completed 23-of-49 passes for 273 yards, throwing for three touchdowns and one interception. **Nate Washington**, who returned to the lineup after being inactive for Weeks 5 and 6 with a hamstring injury, led the receivers with nine catches for 127 yards receiving and two touchdowns.

The Dolphins scored six unanswered touchdowns against Houston. Ryan Tannehill threw three touchdown passes, two to Jarvis Landry, in the first quarter alone.

The Texans didn't fare much better in the second quarter. Dolphins running back Lamar Miller added a pair of touchdowns and the Miami defense converted its first turnover into points. On Houston's first offensive series of the second quarter, Hoyer's pass to C.J. Fiedorowicz bounced out of his hands and into the hands of safety Reshad Jones, who returned it 23 yards for a score.

After halftime, the Texans picked up their first takeaway of the game. Defensive tackle **Brandon Dunn** forced a fumble on Dolphins running back Damien Williams. **Johnathan Joseph** recovered and the Texans took over at the Miami 31-yard line. Four plays later, Hoyer connected with Foster in the endzone on a seven-yard touchdown pass. **Nick Novak** missed the extra point attempt, but Houston was on the scoreboard 41-6 with 8:28 left in the third quarter.

Foster rushed for the team's second touchdown of the day after an eight-play, 82-yard scoring drive. The two-yard run was his first rushing score of the 2015 season. Houston chipped away at the deficit, down 41-13 with 1:45 left in the third quarter.

Miami's lone score was a 53-yard field goal in the fourth quarter while Nate Washington added two more touchdowns for Houston, on a 27-yard pass and a 5-yarder.

Jadeveon Clowney recorded the first sack of his career in the second quarter, while **J.J. Watt** sacked Tannehill twice.

The Texans fall to 2-5 on the season and will host the Tennessee Titans in Week 8.

SCORING

SCORE BY PERIODS	1	2	3	4	OT	Total
Houston Texans	0	0	13	13	0	26
Miami Dolphins	21	20	0	3	0	44

SCORING DRIVES

Team	Qtr	Time	Play Description (Extra Point) (Drive info)	HOU	MIA
Dolphins	1	10:57	R.Matthews 53 yd. pass from R.Tannehill (A.Franks kick) (6-88, 2:54)	0	7
Dolphins	1	6:45	J.Landry 50 yd. pass from R.Tannehill (A.Franks kick) (1-50, 0:15)	0	14
Dolphins	1	3:03	J.Landry 10 yd. pass from R.Tannehill (A.Franks kick) (4-45, 2:07)	0	21
Dolphins	2	14:10	L.Miller 54 yd. pass from R.Tannehill (A.Franks kick) (6-83, 2:50)	0	28
Dolphins	2	13:56	R.Jones 23 yd. interception return (A.Franks kick)	0	35
Dolphins	2	2:47	L.Miller 85 yd. run (kick failed, wl) (2-91, 0:43)	0	41
Texans	3	8:13	A.Foster 7 yd. pass from B.Hoyer (kick failed, wr) (4-31, 0:59)	6	41
Texans	3	1:45	A.Foster 2 yd. run (N.Novak kick) (8-82, 3:56)	13	41
Texans	4	11:27	N.Washington 27 yd. pass from B.Hoyer (N.Novak kick) (8-63, 2:37)	20	41
Dolphins	4	7:41	A.Franks 53 yd. Field Goal (7-45, 3:46)	20	44
Texans	4	4:00	N.Washington 5 yd. pass from B.Hoyer (pass failed) (12-80, 3:41)	26	44

TEAM STATISTICS

	TEXANS	DOLPHINS
TOTAL FIRST DOWNS	24	21
THIRD DOWN EFFICIENCY	6-15-40%	1-9-11%
FOURTH DOWN EFFICIENCY	0-1-0%	0-0-0%
TOTAL NET YARDS	322	503
NET YARDS RUSHING	71	248
NET YARDS PASSING	251	255
PASS ATTEMPTS-COMPLETIONS-HAD INTERCEPTED	49-23-1	20-19-0
KICKOFFS Number-In End Zone-Touchbacks	5-4-2	8-7-5
PUNTS Number and Average	8-48.0	5-49.2
TOTAL RETURN YARDAGE (Not Including Kickoffs)	21	42
PENALTIES Number and Yards	3-25	8-52
FUMBLES Number and Lost	3-0	1-1
TOUCHDOWNS	4	6
EXTRA POINTS Made-Attempts	2-4	5-6
FIELD GOALS Made-Attempts	0-0	1-1
RED ZONE EFFICIENCY	3-4-75%	1-2-50%
GOAL TO GO EFFICIENCY	3-3-100%	0-0-0%
SAFETIES	0	0
FINAL SCORE	26	44
TIME OF POSSESSION	27:55	32:05

INDIVIDUAL STATISTICS

PASSING (Att-Comp-Yds): Houston, B.Hoyer 49-23-273. Miami, R.Tannehill 19-18-282, M.Moore 1-1-14.

RUSHING (Att-Yds): Houston, A.Foster 18-59, A.Blue 3-8, C.Polk 4-4. Miami, L.Miller 14-175, J.Gray 12-48, D.Williams 4-19, J.Landry 1-5, R.Tannehill 1-3, M.Moore 3-(-2).

RECEIVING (Rec-Yds): Houston, N.Washington 9-127, D.Hopkins 6-50, A.Foster 5-66, C.Polk 2-14, K.Mumphery 1-16. Miami, J.Landry 5-83, R.Matthews 3-75, L.Miller 3-61, G.Jennings 2-37, J.Cameron 2-23, D.Williams 2-10, J.Gray 1-10, D.Sims 1-(-3).

SACKS (Sk-Yds): Houston, J.Watt 2-20, J.Clowney 1-13, J.Simon 1-8. Miami, N.Suh 2-15, C.Wake 2-7.

INTERCEPTIONS (Int-Yds): Houston, none. Miami, R.Jones 1-23.

TACKLES (S-A-T): Houston, J.Clowney 7-1-8, J.Watt 6-1-7, J.Simon 4-2-6, J.Joseph 4-0-4, J.Crick 3-1-4, B.Cushing 3-0-3, J.Tuggle 3-0-3, A.Dent 2-0-2, A.Hal 2-0-2, K.Johnson 2-0-2, R.Moore 1-1-2, W.Mercilus 1-1-2, D.Morris 1-1-2, M.Bullough 1-1-2, J.Rolle 0-2-2, C.James 1-0-1, A.Bouye 1-0-1, B.Dunn 1-0-1, E.Pleasant 0-1-1. Miami, R.Jones 8-0-8, J.Taylor 6-1-7, N.Suh 5-1-6, M.Thomas 5-0-5, J.Jenkins 3-0-3, K.Misi 3-0-3, B.Grimes 2-1-3, E.Mitchell 2-1-3, C.Wake 2-0-2, N.Hewitt 2-0-2, K.Sheppard 2-0-2, T.Fede 1-1-2, C.Mosley 1-1-2, D.Shelby 1-0-1, Bo.McCain 1-0-1, Z.Vigil 1-0-1, J.Phillips 1-0-1.

MISSED FIELD GOALS: Houston, none. Miami, none.

WEEK 8 GAME SUMMARY



WEEK 8: Houston 20 vs. Tennessee 6
 71,630 • NRG Stadium • Houston, Texas • Nov. 1, 2015



GAME SUMMARY

It was a busy day for the Texans defense, who forced three turnovers and sacked Zach Mettenberger seven times in the 20-6 win over Tennessee.

Houston held the Titans to just two field goals on the day. Kicker Ryan Succop kicked a 35-yarder on Tennessee's first offensive series. The Titans wouldn't score again until the third quarter, when he added a 44-yard field goal.

J.J. Watt had 2.5 sacks, including one that led to a fumble. **Whitney Mercilus** had a career-high 3.5 sacks. The Texans tied a franchise single-game record with 7.0 sacks, something they hadn't done since Nov. 27, 2011 against Jacksonville. **Kevin Johnson** picked up the first interception of his NFL career in the fourth quarter.

Brian Hoyer was 23-of-35 for 235 yards, two touchdowns, and had a passer rating of 103.9. He became the first quarterback in team history to throw two or more touchdowns in five consecutive games. **DeAndre Hopkins** had eight catches for 94 yards and a touchdown.

Hopkins scored in the second quarter on a 21-yard catch to give the Texans an early 7-3 lead with 14:04 left in the second quarter. On the ensuing kickoff, safety **Kurtis Drummond** forced a fumble, recovered by **Eddie Pleasant**. Houston regained possession and added a 38-yard field goal to gain a 10-3 lead heading into halftime.

Nate Washington scored against his former team on a 42-yard touchdown catch in the third quarter. Hoyer led the team on a six-play, 80-yard drive that took just 2:16 off the clock.

Watt's strip sack on Mettenberger resulted in fumble recovery by **Jared Crick**. Four plays later, **Nick Novak's** 24-yard field goal gave the Texans a 20-6 lead with 12:37 left in the game.

Jadeveon Clowney started but left in the first half with a back injury. Left tackle **Duane Brown** did not play in the second half due to a concussion. **Derek Newton** took over for Brown while **Chris Clark** filled in at right tackle.

With the win, the Texans improve to 3-5 on the season heading into their Week 9 bye. Houston will return in primetime action in Week 10 when they head to Cincinnati to face the Bengals on Monday Night Football.

SCORING

SCORE BY PERIODS	1	2	3	4	OT	Total
Tennessee Titans	3	0	3	0	0	6
Houston Texans	0	10	7	3	0	20

SCORING DRIVES

Team	Qtr	Time	Play Description (Extra Point) (Drive info)	TEN	HOU
Titans	1	9:05	R.Succop 35 yd. Field Goal (10-59, 4:46)	3	0
Texans	2	14:04	D.Hopkins 21 yd. pass from B.Hoyer (N.Novak kick) (5-54, 1:28)	3	7
Texans	2	11:34	N.Novak 38 yd. Field Goal (4-4, 2:21)	3	10
Titans	3	5:54	R.Succop 44 yd. Field Goal (6-44, 3:09)	6	10
Texans	3	3:38	N.Washington 42 yd. pass from B.Hoyer (N.Novak kick) (6-80, 2:16)	6	17
Texans	4	12:33	N.Novak 24 yd. Field Goal (4-4, 1:16)	6	20

TEAM STATISTICS

	TITANS	TEXANS
TOTAL FIRST DOWNS	15	14
THIRD DOWN EFFICIENCY	1-12-8%	4-15-27%
FOURTH DOWN EFFICIENCY	0-1-0%	0-1-0%
TOTAL NET YARDS	211	270
NET YARDS RUSHING	86	56
NET YARDS PASSING	125	214
PASS ATTEMPTS-COMPLETIONS-HAD INTERCEPTED	31-22-1	35-23-0
KICKOFFS Number-In End Zone-Touchbacks	3-3-2	5-5-1
PUNTS Number and Average	7-49.9	8-50.9
FGs - PATs Had Blocked	0-0	0-0
TOTAL RETURN YARDAGE (Not Including Kickoffs)	63	50
PENALTIES Number and Yards	6-45	7-85
FUMBLES Number and Lost	2-2	0-0
TOUCHDOWNS	0	2
EXTRA POINTS Made-Attempts	0-0	2-2
FIELD GOALS Made-Attempts	2-2	2-2
RED ZONE EFFICIENCY	0-1-0%	0-1-0%
GOAL TO GO EFFICIENCY	0-0-0%	0-1-0%
SAFETIES	0	0
FINAL SCORE	6	20
TIME OF POSSESSION	31:08	28:52

INDIVIDUAL STATISTICS

PASSING (Att-Comp-Yds): Houston, B.Hoyer 35-23-235. Tennessee, Z.Mettenberger 31-22-171.

RUSHING (Att-Yds): Houston, A.Blue 14-39, C.Polk 8-18, B.Hoyer 1-(-1). Tennessee, A.Andrews 16-64, D.McCluster 3-15, K.Wright 1-7.

RECEIVING (Rec-Yds): Houston, D.Hopkins 8-94, A.Blue 5-33, N.Washington 4-74, C.Fiedorowicz 2-15, J.Grimes 2-12, C.Polk 1-4, K.Mumphery 1-3. Tennessee, D.Walker 6-62, D.McCluster 4-23, K.Wright 4-21, A.Andrews 3-18, J.Hunter 2-17, D.Green-Beckham 1-12, C.Stevens 1-9, A.Fasano 1-9.

SACKS (Sk-Yds): Houston, W.Mercilus 3.5-23.5, J.Watt 2.5-13.5, J.Crick 1-9. Tennessee, Z.Brown 0.5-3, J.Casey 0.5-3, B.Orakpo 1-7, K.Klug 1-8.

INTERCEPTIONS (Int-Yds): Houston, K.Johnson 1-22. Tennessee, none.

TACKLES (S-A-T): Houston, B.Cushing 6-7-13, W.Mercilus 6-1-7, M.Bullough 3-4-7, J.Joseph 5-1-6, K.Johnson 5-1-6, J.Simon 4-2-6, J.Watt 3-2-5, J.Crick 3-1-4, Q.Demps 1-2-3, A.Hal 2-0-2, K.Drummond 1-0-1, E.Pleasant 1-0-1, J.Clowney 0-1-1, C.James 0-1-1. Tennessee, M.Griffin 6-3-9, W.Woodyard 7-1-8, J.McCourty 5-2-7, Z.Brown 1-6-7, J.Casey 3-2-5, C.Sensabaugh 2-3-5, D.Jones 1-2-3, D.Searcy 1-2-3, B.Orakpo 2-0-2, D.Morgan 1-1-2, B.Wreh-Wilson 1-1-2, K.Klug 1-0-1, A.Williamson 1-0-1, D.Stafford 1-0-1, S.Hill 1-0-1, A.Blackson 0-1-1.

MISSED FIELD GOALS: Houston, none. Tennessee, none.

WEEK 10 GAME SUMMARY



WEEK 10: Houston 10 at Cincinnati 6 61,381 • Paul Brown Stadium • Cincinnati, Ohio • Nov. 16, 2015



GAME SUMMARY

The Texans handed Cincinnati its first loss of the season, defeating the Bengals 10-6 in a primetime game on the road.

It was a Monday Night Football matchup that almost seemed too scripted to be true but had a storybook ending. There was deja vu everywhere.

QB **T.J. Yates** entered the game late in the third quarter and led the team on a touchdown drive in the same endzone he connected with Kevin Walter in 2011.

CB **Johnathan Joseph** picked off Andy Dalton, just like he did in his previous three meetings against his former team.

The Texans defense held the top-scoring Bengals offense to just two field goals through two quarters and scoreless in the second half. Dalton, ranked second in the league in passer rating (111.0) going into Monday night's game, finished 22-of-38 for 197 yards and one interception.

The Bengals were ahead of Houston 6-3 at halftime but the second half was dominated by the Texans defense. Romeo Crennel's unit added two takeaways, including one to seal the win.

With 10:09 left in the third quarter, Joseph intercepted Dalton's pass, intended for Marvin Jones. Joseph juggled and made a miraculous catch. The Texans offense regained possession at the Houston 29-yard line.

QB **Brian Hoyer** exited the game after the ensuing offensive series and headed to the locker room to be evaluated for a concussion. Hoyer was 12-of-22 for 123 yards and one interception, which was on a Hail Mary pass to end the first half.

Enter Yates.

Yates promptly led the Texans on a nine-play, 79-yard drive that ended in a 22-yard touchdown pass to WR **DeAndre Hopkins**. The catch gave Houston its first lead of the game. Hopkins led the receivers with five catches for 57 yards and that touchdown.

The Bengals drove down the field with less than one minute remaining, but S **Quintin Demps** forced a fumble on a catch by A.J. Green. Demps also recovered the fumble and Houston took over at the 22-yard line. The Texans ended the game in victory formation. Houston improves to 4-5 on the season and now have a two-game home stretch against the Jets and the Saints.

SCORING

SCORE BY PERIODS	1	2	3	4	OT	Total
Houston Texans	0	3	0	7	0	10
Cincinnati Bengals	3	3	0	0	0	6

SCORING DRIVES

Team	Qtr	Time	Play Description (Extra Point) (Drive info)	HOU	CIN
Bengals	1	1:28	M.Nugent 42 yd. Field Goal (7-27, 4:33)		0 3
Texans	2	12:16	N.Novak 22 yd. Field Goal (12-74, 4:12)		3 3
Bengals	2	5:26	M.Nugent 39 yd. Field Goal (15-62, 6:50)		3 6
Texans	4	14:20	D.Hopkins 22 yd. pass from T.Yates (N.Novak kick) (9-79, 3:01)	10	6

TEAM STATISTICS

	TEXANS	BENGALS
TOTAL FIRST DOWNS	16	16
THIRD DOWN EFFICIENCY	5-15-33%	4-14-29%
FOURTH DOWN EFFICIENCY	0-1-0%	0-1-0%
TOTAL NET YARDS	256	256
NET YARDS RUSHING	82	73
NET YARDS PASSING	174	183
PASS ATTEMPTS-COMPLETIONS-HAD INTERCEPTED	33-17-1	38-22-1
KICKOFFS Number-In End Zone-Touchbacks	3-1-0	3-2-0
PUNTS Number and Average	8-46.8	7-41.1
FGs - PATs Had Blocked	0-0	0-0
TOTAL RETURN YARDAGE (Not Including Kickoffs)	12	43
PENALTIES Number and Yards	5-54	9-70
FUMBLES Number and Lost	0-0	2-1
TOUCHDOWNS	1	0
EXTRA POINTS Made-Attempts	1-1	0-0
FIELD GOALS Made-Attempts	1-1	2-2
RED ZONE EFFICIENCY	0-1-0%	0-1-0%
GOAL TO GO EFFICIENCY	0-1-0%	0-0-0%
SAFETIES	0	0
FINAL SCORE	10	6
TIME OF POSSESSION	28:34	31:26

INDIVIDUAL STATISTICS

PASSING (Att-Comp-Yds): Houston, B.Hoyer 22-12-123, T.Yates 11-5-69. Cincinnati, A.Dalton 38-22-197.

RUSHING (Att-Yds): Houston, J.Grimes 6-33, A.Blue 12-22, B.Hoyer 1-15, C.Polk 4-14, T.Yates 2-(-2). Cincinnati, G.Bernard 8-36, A.Dalton 5-30, J.Hill 7-15, M.Jones 1-(-8).

RECEIVING (Rec-Yds): Houston, D.Hopkins 5-57, R.Griffin 3-36, C.Shorts III 3-16, N.Washington 2-32, C.Fiedorowicz 2-30, J.Grimes 1-12, A.Blue 1-9. Cincinnati, A.Green 5-67, G.Bernard 5-43, M.Jones 4-44, T.Eifert 3-26, J.Hill 3-5, R.Hewitt 1-7, M.Sanu 1-5.

SACKS (Sk-Yds): Houston, J.Simon 1-0, J.Watt 1-8, C.Covington 1-6. Cincinnati, V.Rey 1-8, D.Peko 1-2, A.Hawk 1-8.

INTERCEPTIONS (Int-Yds): Houston, J.Joseph 1-2. Cincinnati, R.Nelson 1-0.

TACKLES (S-A-T): Houston, B.McKinney 6-3-9, B.Cushing 5-2-7, C.James 4-2-6, Q.Demps 2-4-6, W.Mercilus 4-1-5, J.Joseph 4-0-4, J.Simon 3-0-3, K.Johnson 2-1-3, E.Pleasant 1-2-3, J.Watt 2-0-2, C.Covington 2-0-2, J.Crick 0-2-2, A.Hal 1-0-1, B.Dunn 1-0-1, V.Wilfork 0-1-1. Cincinnati, G.Iloka 3-5-8, V.Burfict 2-5-7, R.Nelson 2-4-6, P.Sims 1-5-6, A.Jones 4-1-5, V.Rey 2-2-4, D.Kirkpatrick 2-1-3, D.Peko 1-2-3, E.Lamur 1-2-3, G.Atkins 1-2-3, M.Johnson 0-3-3, Hawk 1-1-2, L.Hall 1-1-2, R.Mauluga 1-1-2, W.Gilberry 1-0-1, W.Clarke 1-0-1, D.Dennard 0-1-1.

MISSED FIELD GOALS: Houston, None. Cincinnati, None.

WEEK 11 GAME SUMMARY



WEEK 11: Houston 24 vs. New York Jets 17 71,718 • NRG Stadium • Houston, Texas • Nov. 22, 2015



GAME SUMMARY

The Texans had a short week, but looked as fresh as ever as they picked up a 24-17 win over the New York Jets. With direct snaps, Wildcat formations and creative play-calling, **Bill O'Brien's** game plan helped boost Houston to their third-straight win of the 2015 season.

Houston's offense was effective putting up 367 net yards. **T.J. Yates**, in his first start under O'Brien, was 16-of-34 for 229 yards and two touchdowns.

DeAndre Hopkins led all receivers with 118 yards receiving and two touchdowns. **Cecil Shorts III**, who lined up under center for several direct snaps in the game, also threw a touchdown pass in the win.

The Texans defense forced two key turnovers late in the game, with interceptions by **Eddie Pleasant** and **Andre Hal**, while limiting the Jets to just a field goal in the first half. **J.J. Watt** led the defense with eight tackles, five for a loss, five quarterback hits, and two sacks on former teammate Ryan Fitzpatrick.

After a scoreless first quarter, the Texans took an early 3-0 lead with a 20-yard field goal by **Nick Novak**. The Jets soon tied the score taking advantage of a Houston turnover. Yates fumbled early in the second quarter, leading to a 40-yard field goal by former Texan Randy Bullock.

The Texans offense gained momentum soon after following a 61-yard touchdown pass to Hopkins with 3:04 left in the second quarter, giving Houston a 10-3 lead heading into halftime.

The Jets ended the Texans defensive streak with 11:23 left in the third quarter when Fitzpatrick connected with Brandon Marshall on a 21-yard touchdown pass. A long defensive pass interference call on Houston earlier on the drive helped move the ball 44 yards down the field. The Texans and the Jets were tied 10-10.

Houston pulled away with back-to-back touchdowns in the third quarter. Shorts put his passing skills on display as he threw a 21-yard touchdown pass to **Alfred Blue**. Shorts contributed 56 yards of offense on the scoring drive that gave the Texans a 17-10 lead with 7:51 left in the third quarter.

Hopkins caught his second touchdown of the day on the very next offensive series. His 20-yard reception capped off a six-play, 63-yard drive to give Houston its biggest lead of the day, up 24-10 with 3:24 left in the third quarter.

The Jets fired back, driving 73 yards down the field, scoring on a six-yard touchdown scramble by Fitzpatrick to cut Houston's lead to just seven.

Fitzpatrick and the Jets attempted to score again but two late picks thwarted their comeback. With 2:53 left in the game, Fitzpatrick's pass, intended for Devin Smith, was intercepted by Pleasant. On the very next drive, Hal picked off Fitzpatrick with 1:52 left in the game. Houston regained possession in the red zone and finished off the game in victory formation.

With the win, the Texans improve to 5-5 on the season and will host New Orleans next Sunday.

SCORING

SCORE BY PERIODS	1	2	3	4	OT	Total
New York Jets	0	3	7	7	0	17
Houston Texans	0	10	14	0	0	24

SCORING DRIVES

Team	Qtr	Time	Play Description (Extra Point) (Drive info)	NYJ	HOU
Texans	2	14:53	N.Novak 20 yd. Field Goal (16-78, 8:00)	0	3
Jets	2	8:21	R.Bullock 40 yd. Field Goal (5-25, 1:59)	3	3
Texans	2	3:04	D.Hopkins 61 yd. pass from T.Yates (N.Novak kick) (4-85, 1:58)	3	10
Jets	3	11:23	B.Marshall 21 yd. pass from R.Fitzpatrick (R.Bullock kick) (5-87, 1:56)	10	10
Texans	3	7:51	A.Blue 21 yd. pass from C.Shortts III (N.Novak kick) (7-80, 3:32)	10	17
Texans	3	3:24	D.Hopkins 20 yd. pass from T.Yates (N.Novak kick) (6-63, 2:49)	10	24
Jets	4	4:20	R.Fitzpatrick 6 yd. run (R.Bullock kick) (9-73, 2:51)	17	24

TEAM STATISTICS

	JETS	TEXANS
TOTAL FIRST DOWNS	16	19
THIRD DOWN EFFICIENCY	3-14-21%	7-18-39%
FOURTH DOWN EFFICIENCY	1-2-50%	0-0-0%
TOTAL NET YARDS	267	364
NET YARDS RUSHING	70	123
NET YARDS PASSING	197	241
PASS ATTEMPTS-COMPLETIONS-HAD INTERCEPTED	39-19-2	35-17-0
KICKOFFS Number-In End Zone-Touchbacks	4-4-4	5-3-1
PUNTS Number and Average	8-45.5	8-52.1
FGs - PATs Had Blocked	0-0	0-0
TOTAL RETURN YARDAGE (Not Including Kickoffs)	39	43
PENALTIES Number and Yards	7-54	3-54
FUMBLES Number and Lost	1-0	2-1
TOUCHDOWNS	2	3
EXTRA POINTS Made-Attempts	2-2	3-3
FIELD GOALS Made-Attempts	1-1	1-1
RED ZONE EFFICIENCY	1-1-100%	0-2-0%
GOAL TO GO EFFICIENCY	1-1-100%	0-1-0%
SAFETIES	0	0
FINAL SCORE	17	24
TIME OF POSSESSION	26:35	33:25

INDIVIDUAL STATISTICS

PASSING (Att-Comp-Yds): Houston, T.Yates 34-16-229, C.Shortts III 1-1-21. New York, R.Fitzpatrick 39-19-216.

RUSHING (Att-Yds): Houston, A.Blue 21-58, J.Grimes 6-37, C.Shortts III 4-26, A.Hunt 2-4, J.Prosch 1-3, T.Yates 3-(-5). New York, C.Ivory 8-36, B.Powell 4-22, R.Fitzpatrick 5-12.

RECEIVING (Rec-Yds): Houston, D.Hopkins 5-118, A.Blue 3-34, J.Grimes 3-28, C.Shortts III 2-51, N.Washington 2-13, R.Griffin 2-6. New York, B.Powell 5-67, B.Marshall 5-47, E.Decker 4-81, Q.Enunwa 2-22, C.Ivory 1-9, S.Ridley 1-(-5), W.Johnson 1-(-5).

SACKS (Sk-Yds): Houston, J.Watt 2-14, J.Clowney 0.5-2.5, J.Simon 0.5-2.5. New York, M.Williams 1-9.

INTERCEPTIONS (Int-Yds): Houston, A.Hal 1-20, E.Pleasant 1-(-1). New York, none.

TACKLES (S-A-T): Houston, J.Watt 8-0-8, Q.Demps 4-2-6, E.Pleasant 4-1-5, B.Cushing 4-1-5, B.McKinney 3-2-5, K.Johnson 4-0-4, C.James 1-2-3, J.Joseph 2-0-2, J.Clowney 1-1-2, J.Simon 1-1-2, A.Hal 1-1-2, W.Mercilus 0-2-2, J.Crick 0-1-1, B.Dunn 0-1-1. New York, D.Harrison 9-3-12, D.Harris 5-3-8, M.Gilchrist 3-4-7, C.Pryor 5-1-6, L.Williams 3-3-6, D.Davis 2-4-6, L.Douzable 2-2-4, D.Revis 3-0-3, M.Wilkerson 1-2-3, A.Cromartie 2-0-2, C.Pace 2-0-2, B.Skrine 1-1-2, M.Williams 1-0-1.

MISSED FIELD GOALS: Houston, None. New York, None.

WEEK 12 GAME SUMMARY



WEEK 12: Houston 24 vs. New Orleans 6
 71,778 • NRG Stadium • Houston, Texas • Nov. 29, 2015



GAME SUMMARY

The Texans won their fourth consecutive game on Sunday, defeating the New Orleans Saints 24-6 in front of 71,778 fans at NRG Stadium.

Brian Hoyer's return to the lineup was a ceremonious one, as he suited up for his first start after suffering a concussion on Nov. 16 at Cincinnati. Hoyer was 21-of-27 for 205 yards, two touchdowns, one interception, and a 107.6 passer rating. Hoyer's perfect first quarter included completing 9-of-9 passes and throwing a touchdown pass on both drives to give Houston an early 14-0 lead.

The Texans run game put up 167 yards with **Alfred Blue** leading the way. Blue had 16 carries for 77 yards and a touchdown. **Jonathan Grimes**, **Chris Polk**, rookie **Akeem Hunt**, and **Cecil Shorts III** each added to the Texans total on the ground.

Houston's defense kept Drew Brees and the Saints offense without a touchdown in the win. New Orleans had its only scores come from two field goals, one a 57-yarder, in the second quarter. Brees was 25-of-44 yards, one interception, and a 61.6 passer rating on the day. **J.J. Watt** had two sacks and reached a league-high 13.5 for the year.

Hoyer's first touchdown came on a 10-yard pass to tight end **Ryan Griffin** to cap off an 11-play, 70-yard drive. The Texans offense didn't slow down, adding a three-yard touchdown catch by Shorts on their next possession.

A touchdown early in the third quarter extended the Texans lead. Penalties on the Saints and a 37-yard catch by Griffin moved the ball into red zone territory. For the second week in a row, Blue found the endzone following an eight-yard score.

Nick Novak added a 34-yard field goal on the very next drive as the Texans took a 24-6 lead heading into the fourth quarter.

Kareem Jackson also returned for his first start after missing four games with an ankle injury. Jackson intercepted Brees early in the fourth quarter and returned it 50 yards to mid-field. Jackson's pick occurred at the Houston goal-line, as the Saints were looking to score their first touchdown of the day.

With the win, the Texans improve to 6-5 on the year and head to Buffalo to face the Bills next Sunday.

SCORING

SCORE BY PERIODS	1	2	3	4	OT	Total
New Orleans Saints	0	6	0	0	0	6
Houston Texans	14	0	10	0	0	24

SCORING DRIVES

Team	Qtr	Time	Play Description (Extra Point) (Drive info)	NO	HOU
Texans	1	6:57	R.Griffin 10 yd. pass from B.Hoyer (N.Novak kick) (11-70, 6:06)	0	7
Texans	1	1:29	C.Shorts III 3 yd. pass from B.Hoyer (N.Novak kick) (7-50, 3:29)	0	14
Saints	2	6:31	K.Forbath 30 yd. Field Goal (6-36, 2:21)	3	14
Saints	2	1:12	K.Forbath 57 yd. Field Goal (8-41, 1:19)	6	14
Texans	3	11:28	A.Blue 8 yd. run (N.Novak kick) (6-80, 3:32)	6	21
Texans	3	6:05	N.Novak 34 yd. Field Goal (8-54, 3:23)	6	24

TEAM STATISTICS

	SAINTS	TEXANS
TOTAL FIRST DOWNS	14	23
THIRD DOWN EFFICIENCY	3-12-25%	6-13-46%
FOURTH DOWN EFFICIENCY	0-1-0%	0-0-0%
TOTAL NET YARDS	268	362
NET YARDS RUSHING	50	167
NET YARDS PASSING	218	195
PASS ATTEMPTS-COMPLETIONS-HAD INTERCEPTED	44-25-1	27-21-1
KICKOFFS Number-In End Zone-Touchbacks	3-3-1	5-5-3
PUNTS Number and Average	6-46.8	4-47.3
FGs - PATs Had Blocked	0-0	0-0
TOTAL RETURN YARDAGE (Not Including Kickoffs)	36	81
PENALTIES Number and Yards	10-82	6-40
FUMBLES Number and Lost	1-0	2-0
TOUCHDOWNS	0	3
EXTRA POINTS Made-Attempts	0-0	3-3
FIELD GOALS Made-Attempts	2-2	1-1
RED ZONE EFFICIENCY	0-3-0%	3-4-75%
GOAL TO GO EFFICIENCY	0-0-0%	2-2-100%
SAFETIES	0	0
FINAL SCORE	6	24
TIME OF POSSESSION	23:37	36:23

INDIVIDUAL STATISTICS

PASSING (Att-Comp-Yds): Houston, B.Hoyer 27-21-205. New Orleans, D.Brees 44-25-228.

RUSHING (Att-Yds): Houston, A.Blue 16-77, A.Hunt 3-27, J.Grimes 7-25, C.Polk 6-21, C.Shorts III 3-20, B.Hoyer 3-(-3). New Orleans, M.Ingram 9-52, C.Spiller 1-(-2).

RECEIVING (Rec-Yds): Houston, D.Hopkins 5-36, R.Griffin 4-72, N.Washington 3-43, C.Shorts III 3-18, C.Fiedorowicz 2-20, J.Grimes 1-8, C.Polk 1-6, A.Blue 1-4, A.Hunt 1-(-2). New Orleans, M.Ingram 6-45, B.Cooks 5-35, B.Watson 4-53, W.Snead 4-50, M.Colston 3-38, C.Spiller 2-8, T.Graham 1-(-1).

SACKS (Sk-Yds): Houston, J.Watt 2-10. New Orleans, C.Jordan 1-10.

INTERCEPTIONS (Int-Yds): Houston, K.Jackson 1-50. New Orleans, J.Byrd 1-24.

TACKLES (S-A-T): Houston, J.Joseph 5-2-7, J.Watt 3-2-5, Q.Demps 3-2-5, E.Pleasant 2-3-5, K.Johnson 4-0-4, K.Jackson 2-2-4, B.McKinney 2-2-4, A.Hal 3-0-3, J.Simon 2-1-3, B.Cushing 2-1-3, J.Clowney 1-1-2, Mercilus 1-0-1, C.James 1-0-1, J.Crick 0-1-1, V.Wilfork 0-1-1. New Orleans, K.Vaccaro 8-5-13, S.Anthony 8-2-10, M.Mauti 5-2-7, J.Byrd 4-3-7, R.Humber 1-6-7, J.Jenkins 4-2-6, B.Browner 3-1-4, C.Jordan 2-2-4, D.Breaux 2-2-4, B.Richardson 3-0-3, H.Kikaha 0-3-3, T.Davison 0-3-3, K.Wilson 1-1-2, T.Barnes 0-2-2, K.Williams 1-0-1.

MISSED FIELD GOALS: Houston, None. New Orleans, None.

WEEK 13 GAME SUMMARY



WEEK 13: Houston 21 at Buffalo 30
 68,544 • Ralph Wilson Stadium • Orchard Park, N.Y. • Dec. 6, 2015



GAME SUMMARY

The Texans' four-game win streak ended on Sunday as they fell 30-21 to the Buffalo Bills. Despite three touchdown passes by **Brian Hoyer**, Houston was unable to come away with the victory.

Hoyer was 26-of-43 for 293 yards and threw three touchdowns, compiling a 94.4 passer rating. The Texans offense put up 401 yards was also 3-of-3 in red zone.

Early mistakes and penalties hurt the Texans, who were flagged 10 times for 89 yards on the game. After a slow start in the first half where they allowed 204 yards, Houston's defense gained steam after halftime keeping the Bills scoreless until the fourth quarter. **Jadeveon Clowney** had three tackles, two for a loss, one quarterback hit and a sack in the game.

Bills quarterback Tyrod Taylor completed 11-of-21 for 211 yards. Taylor accounted for every Buffalo score, as he threw three touchdown passes and rushed for another. LeSean McCoy keyed the Bills rushing attack, gaining 112 yards on 21 carries.

DeAndre Hopkins also gained steam in the fourth quarter, after recording just one catch in the first half. Hopkins scored on a 19-yard touchdown reception and finished the game with five grabs for 88 yards.

Cecil Shorts III led all Texans receivers with six catches for 91 yards.

The Bills took an early 7-0 lead after Tyrod Taylor threw a three-yard touchdown pass to Sammy Watkins on Buffalo's first possession.

Houston responded with an 11-play, 80-yard drive. **Chris Polk** rushed for 20 yards on the scoring drive that ended in an 8-yard touchdown pass from Brian Hoyer to **Ryan Griffin**. **Nick Novak** missed the extra point attempt.

Taylor's 8-yard touchdown run gave the Bills a 14-6 lead at the start of the second quarter.

Hoyer added a 14-yard scramble and a keeper on third-and-1 to set up the Texans second scoring drive. One play later, Chris Polk caught an 11-yard touchdown pass. The Texans trailed 14-13 with 3:57 left in the second quarter.

Momentum shifted when Taylor threw a deep 53-yard pass to Watkins to start the ensuing drive. The Bills took a 21-13 lead heading into halftime, following a two-yard touchdown pass to Robert Woods.

The Texans emerged in the second half with momentum of their own. **Charles James II** downed the first two **Shane Lechler** punts of the third quarter inside the Houston 10-yard line. Buffalo's only scoring opportunity in the third-quarter was on a missed 50-yard field goal.

Hopkins scored on a 19-yard touchdown reception with 9:12 left in the fourth quarter. Hoyer threw two deep passes to Hopkins for 23 and 29 yards on the six-play, 83-yard drive. The two-point conversion to **Jonathan Grimes** was successful, tying the game at 21.

Taylor threw his third touchdown of the day with less than two minutes left in the fourth quarter. A 40-yard pass to tight end Charles Clay gave the Bills a 27-21 lead as Dan Carpenter missed the extra point attempt.

The Texans received the ball with 1:53 remaining, but were unable to score and turned it over on downs. Carpenter added a 36-yard field goal just two plays later to give Houston the ball with 0:37 left in the game.

With the loss, the Texans fall to 6-6 and will host the New England Patriots next Sunday night.

SCORING

SCORE BY PERIODS	1	2	3	4	OT	Total
Houston Texans	6	7	0	8	0	21
Buffalo Bills	7	14	0	9	0	30

SCORING DRIVES

Team	Qtr	Time	Play Description (Extra Point) (Drive info)	HOU	BUF
Bills	1	9:37	S.Watkins 3 yd. pass from T.Taylor (D.Carpenter kick) (7-53, 3:36)	0	7
Texans	1	3:58	R.Griffin 8 yd. pass from B.Hoyer (kick failed, wr) (11-80, 5:39)	6	7
Bills	2	14:53	T.Taylor 8 yd. run (D.Carpenter kick) (9-71, 4:05)	6	14
Texans	2	3:57	C.Polk 11 yd. pass from B.Hoyer (N.Novak kick) (10-60, 5:08)	13	14
Bills	2	0:30	R.Woods 2 yd. pass from T.Taylor (D.Carpenter kick) (7-71, 3:27)	13	21
Texans	4	9:12	D.Hopkins 19 yd. pass from B.Hoyer (J.Grimes run) (6-83, 2:46)	21	21
Bills	4	1:53	C.Clay 40 yd. pass from T.Taylor (kick failed, hlu) (4-65, 0:40)	21	27
Bills	4	0:33	D.Carpenter 36 yd. Field Goal (4-2, 1:00)	21	30

TEAM STATISTICS

	TEXANS	BILLS
TOTAL FIRST DOWNS	21	15
THIRD DOWN EFFICIENCY	7-15-47%	8-16-50%
FOURTH DOWN EFFICIENCY	0-1-0%	0-0-0%
TOTAL NET YARDS	401	390
NET YARDS RUSHING	126	187
NET YARDS PASSING	275	203
PASS ATTEMPTS-COMPLETIONS-HAD INTERCEPTED	43-26-1	21-11-0
KICKOFFS Number-In End Zone-Touchbacks	4-2-0	6-5-5
PUNTS Number and Average	7-40.7	6-45.3
FGs - PATs Had Blocked	0-0	0-0
TOTAL RETURN YARDAGE (Not Including Kickoffs)	0	16
PENALTIES Number and Yards	10-89	5-42
FUMBLES Number and Lost	0-0	0-0
TOUCHDOWNS	3	4
EXTRA POINTS Made-Attempts	2-3	3-4
FIELD GOALS Made-Attempts	0-0	1-2
RED ZONE EFFICIENCY	3-3-100%	3-4-75%
GOAL TO GO EFFICIENCY	0-0-0%	3-3-100%
SAFETIES	0	0
FINAL SCORE	21	30
TIME OF POSSESSION	31:53	28:07

INDIVIDUAL STATISTICS

PASSING (Att-Comp-Yds): Houston, B. Hoyer 43-26-293. Buffalo, T. Taylor 21-11-211.
RUSHING (Att-Yds): Houston, C.Polk 12-61, J.Grimes 5-28, B.Hoyer 3-15, A.Blue 4-14, A.Hunt 1-7, C.Shortts III 1-1. Buffalo, L.McCoy 21-112, M.Gillislee 7-41, T.Taylor 7-28, A.Dixon 1-6.

RECEIVING (Rec-Yds): Houston, C.Shortts III 6-91, N.Washington 6-44, D.Hopkins 5-88, R.Griffin 3-29, J.Grimes 2-15, C.Polk 1-11, C.Fiedorowicz 1-8, K.Lamm 1-7. Buffalo, C.Clay 4-66, S.Watkins 3-109, R.Woods 2-19, C.Hogan 1-12, M.Gillislee 1-5.

SACKS (Sk-Yds): Houston, J.Clowney 1-8. Buffalo, B.Rambo 1-8, J.Hughes 1-10.

INTERCEPTIONS (Int-Yds): Houston, none. Buffalo, M.Easley 1-0.

TACKLES (S-A-T): Houston, J.Simon 5-1-6, K.Jackson 5-1-6, A.Hal 4-1-5, V.Wilfork 4-0-4, W.Mercilus 3-1-4, B.McKinney 2-2-4, J.Watt 2-2-4, J.Clowney 3-0-3, B.Cushing 3-0-3, J.Joseph 3-0-3, K.Johnson 2-1-3, Q.Demps 2-1-3, J.Crick 2-1-3, B.Dunn 1-1-2, E.Pleasant 1-0-1. Buffalo, P.Brown 5-4-9, M.Lawson 7-1-8, R.Darby 6-1-7, C.Bryant 5-1-6, B.Rambo 4-2-6, J.Hughes 4-2-6, N.Robey 5-0-5, M.Dareus 3-1-4, C.Graham 2-1-3, S.Gilmore 2-0-2, T.Steward 1-1-2, K.Reddick 1-1-2, L.McKelvin 1-0-1.

MISSED FIELD GOALS: Houston, none. Buffalo, D.Carpenter (50).

WEEK 14 GAME SUMMARY



WEEK 14: Houston 6 vs. New England 27 71,908 • NRG Stadium • Houston, Texas • Dec. 13, 2015



GAME SUMMARY

Houston hoped to gain a lead in the AFC South division race, but lost to the New England Patriots, 27-6, in their Sunday night matchup.

The Texans offense struggled as Houston was limited to a pair of field goals and converted just 3-of-14 of its third downs.

Brian Hoyer was sacked five times in the loss. After the fifth sack, Hoyer exited the game and headed to the locker room to be evaluated for a concussion. Hoyer finished the night 11-of-22 for 155 yards.

T.J. Yates entered the game late in the fourth quarter for the injured Hoyer. Yates was 1-of-2 for 4 yards on the Texans last offensive series of the game. **DeAndre Hopkins** led all Texans receivers with 3 catches for 52 yards receiving. Those 52 yards vaulted Hopkins to a single-season career high in that category, surpassing his 1,210 mark last season.

Jadeveon Clowney sacked Tom Brady twice for his first career multi-sack game. **Whitney Mercilus** also added a sack bringing his total to 7.5 on the year, a new single-season career high (2013, 7.0).

Brady was 22-of-30 for 225 yards and two touchdowns. Rob Gronkowski, who returned to action for his first time since Nov. 29., caught four passes for 86 yards and hauled in a touchdown.

The Texans special teams forced a fumble punt return by Keshawn Martin in the third quarter. **John Simon** recovered the muffed punt at the New England 21-yard line, but Houston was unable to convert the turnover into points.

Wearing their battle red uniforms, the Texans defense held Tom Brady and the Patriots to a three-and-out on their first series. Brady bounced back on the next drive, connecting with Martin on a two-yard touchdown pass, giving New England an early 7-0 lead.

The Texans offense scored two field goals on back-to-back drives in the first half. **Nick Novak's** attempts from 37 and 45 yards were good, and ending up being the only points the Texans would score.

Brady would lead the Patriots on two more scoring drives in the second quarter. Stephen Gostkowski added a 43-yard field goal. Gronkowski caught a one-yard touchdown to give the Patriots a 17-6 lead heading into halftime.

The Patriots scored 10 unanswered points in the second half.

A fourth sack on Hoyer resulted in a fumble at the Houston seven-yard line. The turnover set up New England's third touchdown of the night. James White's two-yard run extended the Patriots' lead 27-6 with 12:04 left in the game.

Houston drops to 6-7 on the season and heads to Indianapolis to face the (6-7) Colts next Sunday at Lucas Oil Stadium.

SCORING

SCORE BY PERIODS	1	2	3	4	OT	Total
New England Patriots	7	10	3	7	0	27
Houston Texans	3	3	0	0	0	6

SCORING DRIVES

Team	Qtr	Time	Play Description (Extra Point) (Drive info)	NE	HOU
Patriots	1	7:22	K.Martin 2 yd. pass from T.Brady (S.Gostkowski kick) (4-52, 2:08)	7	0
Texans	1	2:38	N.Novak 37 yd. Field Goal (9-60, 4:44)	7	3
Patriots	2	12:13	S.Gostkowski 43 yd. Field Goal (11-57, 5:25)	10	3
Texans	2	9:26	N.Novak 45 yd. Field Goal (7-53, 2:47)	10	6
Patriots	2	0:14	R.Gronkowski 1 yd. pass from T.Brady (S.Gostkowski kick) (8-41, 2:31)	17	6
Patriots	3	11:48	S.Gostkowski 49 yd. Field Goal (7-48, 3:12)	20	6
Patriots	4	12:04	J.White 2 yd. run (S.Gostkowski kick) (3-7, 1:21)	27	6

TEAM STATISTICS

	PATRIOTS	TEXANS
TOTAL FIRST DOWNS	18	7
THIRD DOWN EFFICIENCY	7-16-44%	3-14-21%
FOURTH DOWN EFFICIENCY	0-0-0%	0-2-0%
TOTAL NET YARDS	313	189
NET YARDS RUSHING	116	87
NET YARDS PASSING	197	102
PASS ATTEMPTS-COMPLETIONS-HAD INTERCEPTED	30-22-0	24-12-0
KICKOFFS Number-In End Zone-Touchbacks	6-6-5	3-3-0
PUNTS Number and Average	6-44.0	7-45.3
FGs - PATs Had Blocked	0-0	0-0
TOTAL RETURN YARDAGE (Not Including Kickoffs)	46	22
PENALTIES Number and Yards	6-46	4-36
FUMBLES Number and Lost	1-1	2-1
TOUCHDOWNS	3	0
EXTRA POINTS Made-Attempts	3-3	0-0
FIELD GOALS Made-Attempts	2-2	2-2
RED ZONE EFFICIENCY	3-3-100%	0-1-0%
GOAL TO GO EFFICIENCY	3-3-100%	0-0-0%
SAFETIES	0	0
FINAL SCORE	27	6
TIME OF POSSESSION	35:14	24:46

INDIVIDUAL STATISTICS

PASSING (Att-Comp-Yds): Houston, B.Hoyer 22-11-155, T.Yates 2-1-4. New England, T.Brady 30-22-226.

RUSHING (Att-Yds): Houston, J.Grimes 7-53, C.Polk 11-34, A.Hunt 1-1, C.Shorts III 2-0, B.Hoyer 1-(-1). New England, L.Blount 10-53, B.Bolden 16-51, T.Brady 4-10, J.White 1-2.

RECEIVING (Rec-Yds): Houston, D.Hopkins 3-52, C.Polk 2-14, C.Shorts III 2-9, J.Grimes 2-9, N.Washington 1-49, R.Griffin 1-20, J.Strong 1-6. New England, D.Amendola 6-46, B.LaFell 5-32, R.Gronkowski 4-87, J.White 4-38, K.Martin 3-23.

SACKS (Sk-Yds): Houston, J.Clowney 2-20, W.Mercilus 1-9. New England, A.Hicks 2-7, J.Sheard 2-34, R.Ninkovich 1-8, D.Easley 1-8.

INTERCEPTIONS (Int-Yds): Houston, none. New England, none.

TACKLES (S-A-T): Houston, K.Jackson 9-0-9, B.Cushing 6-3-9, B.McKinney 4-4-8, Q.Demps 4-4-8, J.Clowney 4-3-7, J.Joseph 3-3-6, W.Mercilus 3-2-5, J.Crick 2-3-5, A.Hal 2-2-4, J.Watt 2-1-3, K.Johnson 2-0-2, V.Wilfork 0-2-2, M.Bullough 1-0-1, J.Simon 1-0-1, C.Covington 0-1-1. New England, J.Collins 5-4-9, J.Mayo 7-1-8, P.Chung 5-3-8, A.Hicks 5-1-6, J.Sheard 4-1-5, R.Ninkovich 2-1-3, L.Ryan 1-2-3, M.Brown 2-0-2, C.Jones 0-2-2, A.Branch 0-2-2, D.Easley 1-0-1, M.Butler 1-0-1, D.McCourty 1-0-1.

MISSED FIELD GOALS: Houston, none. New England, none.

WEEK 15 GAME SUMMARY



WEEK 15: Houston 16 at Indianapolis 10
 66,083 • Lucas Oil Stadium • Indianapolis, Ind. • Dec. 20, 2015



GAME SUMMARY

It wasn't pretty, but the Texans winless streak in Indianapolis finally came to an end.

For the first time in franchise history, the Texans defeated the Colts 16-10 in Indianapolis. **T.J. Yates** started the game, but **Brandon Weeden** finished it after Yates exited with a knee injury in the first half.

Weeden was 11-of-18 for 105 yards and a 95.8 passer rating. **Jaelen Strong** scored the lone touchdown of the game and the third of his rookie season. All of Strong's touchdowns this year have come against the Colts.

DeAndre Hopkins led all receivers with eight catches for 94 yards while **Alfred Blue** rushed for 107 yards on 20 carries. **Nick Novak** missed a field goal attempt from 57 yards, but successfully made kicks from 22, 46, and 32 yards.

The Texans defense forced two turnovers as Matt Hasselbeck was 17-of-30 for 147 yards and one interception. Charlie Whitehurst entered the game for a series when Hasselbeck exited with a back injury. **Whitney Mercilus**, **John Simon**, and rookie **Benardrick McKinney** each had a sack in the win.

In a pivotal AFC South matchup, both Houston and Indianapolis had their starting quarterbacks ruled out earlier in the week. Both backups also exited the game with injuries, although Hasselbeck did return to finish for Indianapolis.

The Texans committed two turnovers on their first two series of the game. Yates threw his first interception of the year on the opening drive. Alfred Blue fumbled on the next series and the Colts capitalized. Matt Hasselbeck threw an 11-yard touchdown pass to Donte Moncrief to give Indianapolis an early 7-0 lead. In the first half, the Texans defense worked on a short field, with the Colts starting three drives in Houston territory. The Colts added a field goal to extend their lead to 10-0.

Yates suffered a knee injury after a scramble deep in Colts territory and didn't return. Weeden took over and led the offense on its first scoring drive of the game right before the half which ended in a 22-yard field goal.

Indianapolis led 10-3 at halftime.

The Texans defense kept the Colts scoreless in the second half, forcing four punts and two turnovers.

Houston's offense also scored 13 unanswered points with Weeden under center.

Novak added his second field goal of the day, a 46-yard kick bringing Houston within four at 10-6 with 2:42 left in the third quarter.

On the next possession, Weeden orchestrated a 10-play, 90-yard drive. Strong's eight-yard TD reception gave Houston its first lead of the day. The Texans were up 13-10 with 10:36 left in the game.

Hasselbeck briefly exited the game after a hit by Whitney Mercilus and was replaced by Whitehurst. Hasselbeck returned with just over three minutes remaining but his final two drives ended in turnovers. On the second play of the drive, **Johnathan Joseph** forced a fumble on a catch by Griff Whalen. **Kareem Jackson** recovered the fumble and the Texans took over at the Indianapolis 21-yard line. Novak added his third field goal of the day, a 32-yarder, adding to Houston's lead.

A.J. Bouye intercepted Hasselbeck on the very next drive. Weeden and the Texans offense finished the game in victory formation.

Houston gains sole possession of the AFC South with a 7-7 record as the Colts drop to 6-8. The Texans next travel to Tennessee to face the Titans in Week 16.

SCORING

SCORE BY PERIODS	1	2	3	4	OT	Total
Houston Texans	0	3	3	10	0	16
Indianapolis Colts	0	10	0	0	0	10

SCORING DRIVES

Team	Qtr	Time	Play Description (Extra Point) (Drive info)	HOU	IND
Colts	2	14:50	D.Moncrief 11 yd. pass from M.Hasselbeck (A.Vinatieri kick) (7-42, 3:24)	0	7
Colts	2	6:12	A.Vinatieri 29 yd. Field Goal (5-24, 2:10)	0	10
Texans	2	0:00	N.Novak 22 yd. Field Goal (10-87, 2:15)	3	10
Texans	3	2:42	N.Novak 46 yd. Field Goal (8-3, 4:26)	6	10
Texans	4	10:36	J.Strong 8 yd. pass from B.Weeden (N.Novak kick) (10-90, 4:58)	13	10
Texans	4	1:56	N.Novak 32 yd. Field Goal (4-7, 0:54)	16	10

TEAM STATISTICS

	TEXANS	COLTS
TOTAL FIRST DOWNS	20	14
THIRD DOWN EFFICIENCY	5-15-33%	4-13-31%
FOURTH DOWN EFFICIENCY	2-2-100%	0-0-0%
TOTAL NET YARDS	305	190
NET YARDS RUSHING	155	50
NET YARDS PASSING	150	140
PASS ATTEMPTS-COMPLETIONS-HAD INTERCEPTED	28-17-1	32-18-1
KICKOFFS Number-In End Zone-Touchbacks	4-4-1	3-3-3
PUNTS Number and Average	4-50.3	7-41.1
FGs - PATs Had Blocked	0-0	0-0
TOTAL RETURN YARDAGE (Not Including Kickoffs)	30	73
PENALTIES Number and Yards	6-48	8-94
FUMBLES Number and Lost	2-1	1-1
TOUCHDOWNS	1	1
EXTRA POINTS Made-Attempts	1-1	1-1
FIELD GOALS Made-Attempts	3-4	1-1
RED ZONE EFFICIENCY	1-3-33%	1-2-50%
GOAL TO GO EFFICIENCY	1-2-50%	0-0-0%
SAFETIES	0	0
FINAL SCORE	16	10
TIME OF POSSESSION	33:56	26:04

INDIVIDUAL STATISTICS

PASSING (Att-Comp-Yds): Houston, B.Weeden 18-11-105, T.Yates 10-6-68. Indianapolis, M.Hasselbeck 30-17-147, C.Whitehurst 2-1-13.

RUSHING (Att-Yds): Houston, A.Blue 20-107, A.Hunt 5-26, T.Yates 1-7, B.Weeden 5-6, C.Polk 4-6, J.Prosch 1-2, J.Grimes 1-1. Indianapolis, F.Gore 16-44, Z.Tipton 1-4, D.Allen 1-1, M.Hasselbeck 1-1.

RECEIVING (Rec-Yds): Houston, D.Hopkins 8-94, N.Washington 3-18, R.Griffin 2-30, J.Strong 2-23, A.Hunt 2-8. Indianapolis, D.Moncrief 5-51, A.Johnson 3-32, T.Hilton 3-29, G.Whalen 2-9, F.Gore 1-15, C.Fleener 1-12, D.Herron 1-6, D.Allen 1-5, P.Dorsett 1-1.

SACKS (Sk-Yds): Houston, B.McKinney 1-11, J.Simon 1-9, W.Mercilus 1-0. Indianapolis, R.Mathis 1-10, K.Langford 1-7, T.Cole 1-6.

INTERCEPTIONS (Int-Yds): Houston, A.Bouye 1-9. New England, V.Davis 1-6.

TACKLES (S-A-T): Houston, B.McKinney 3-4-7, B.Cushing 1-6-7, Q.Demps 2-3-5, K.Jackson 4-0-4, K.Johnson 4-0-4, J.Watt 2-2-4, J.Clowney 1-3-4, V.Wilfork 0-4-4, J.Simon 2-0-2, J.Crick 2-0-2, J.Joseph 2-0-2, W.Mercilus 1-1-2, A.Hal 1-0-1, E.Pleasant 0-1-1. Indianapolis, J.Freeman 5-7-12, M.Adams 5-5-10, D.Jackson 2-5-7, V.Davis 4-1-5, D.Butler 3-2-5, E.Walden 3-1-4, R.Mathis 3-0-3, J.Brown 3-0-3, K.Langford 2-1-3, Z.Kerr 1-2-3, D.Parry 1-2-3, D.Lowery 1-2-3, J.Newsome 1-2-3, T.Cole 1-0-1, B.Winn 1-0-1, T.McGill 1-0-1.

MISSED FIELD GOALS: Houston, N.Novak (56SH). Indianapolis, none.

WEEK 16 GAME SUMMARY



WEEK 16: Houston 34 at Tennessee 6
 62,153 • Nissan Stadium • Nashville, Tenn. • Dec. 27, 2015



GAME SUMMARY

The Texans defeated their second division rival in as many weeks with a 34-6 win at Tennessee.

In his first start as a Texan, **Brandon Weeden** was 15-of-24 for 200 yards, with three touchdowns (two passing, one rushing) and a 116.7 passer rating. The Texans were without starter **Brian Hoyer** for a second-consecutive week, but had Weeden and newly signed **B.J. Daniels**, who also took snaps at quarterback.

The Texans had an early 7-0 lead after **Kareem Jackson** forced a fumble on the Titans opening drive and safety **Quintin Demps** returned it 33 yards for a touchdown. Houston forced four turnovers.

The Texans defense kept the Titans scoreless until under two minutes left in the game. That late score was the first touchdown **Romeo Crenel's** unit had given up in five quarters.

J.J. Watt had the lone sack of the day on Zach Mettenberger, who was 27-of-51 for 234 yards, one touchdown, one interception, and a 63.7 passer rating. Tre McBride caught the one-yard touchdown pass with 1:31 left in the game.

DeAndre Hopkins caught seven passes for 117 yards, and one touchdown in his sixth 100-yard game of 2015. Hopkins scored on a 15-yard touchdown catch early in the third quarter. On the very next drive, **Nate Washington** also caught a touchdown pass on a 13-yard pass from Weeden. Houston's running backs, led by **Alfred Blue**, combined for 128 yards rushing in the win.

The Texans scored a season-high 34 points in the victory and improve to 8-7 on the season. Houston will host the Jacksonville Jaguars in the 2015 regular season finale on Sunday.

SCORING

SCORE BY PERIODS	1	2	3	4	OT	Total
Houston Texans	10	7	17	0	0	34
Tennessee Titans	0	0	0	6	0	6

SCORING DRIVES

Team	Qtr	Time	Play Description (Extra Point) (Drive info)	HOU	TEN
Texans	1	13:01	Q.Demps 33 yd. fumble return (N.Novak kick)	7	0
Texans	1	3:19	N.Novak 22 yd. Field Goal (4-7, 2:05)	10	0
Texans	2	2:32	B.Weeden 7 yd. run (N.Novak kick) (6-65, 2:58)	17	0
Texans	3	11:33	D.Hopkins 15 yd. pass from B.Weeden (N.Novak kick) (8-80, 3:27)	24	0
Texans	3	6:12	N.Washington 13 yd. pass from B.Weeden (N.Novak kick) (6-34, 2:49)	31	0
Texans	3	0:54	N.Novak 36 yd. Field Goal (9-48, 4:44)	34	0
Titans	4	1:31	T.McBride 1 yd. pass from Z.Mettenberger (pass failed) (10-70, 2:08)	34	6

TEAM STATISTICS

	TEXANS	TITANS
TOTAL FIRST DOWNS	19	13
THIRD DOWN EFFICIENCY	7-16-44%	4-16-25%
FOURTH DOWN EFFICIENCY	0-0-0%	1-1-100%
TOTAL NET YARDS	330	257
NET YARDS RUSHING	128	30
NET YARDS PASSING	202	227
PASS ATTEMPTS-COMPLETIONS-HAD INTERCEPTED	26-16-0	51-27-1
KICKOFFS Number-In End Zone-Touchbacks	7-7-6	2-2-2
PUNTS Number and Average	6-52.3	9-47.4
FGs - PATs Had Blocked	0-0	0-0
TOTAL RETURN YARDAGE (Not Including Kickoffs)	37	32
PENALTIES Number and Yards	4-28	4-43
FUMBLES Number and Lost	1-1	3-3
TOUCHDOWNS	4	1
EXTRA POINTS Made-Attempts	4-4	0-1
FIELD GOALS Made-Attempts	2-2	0-0
RED ZONE EFFICIENCY	3-5-60%	1-2-50%
GOAL TO GO EFFICIENCY	1-1-100%	1-2-50%
SAFETIES	0	0
FINAL SCORE	34	6
TIME OF POSSESSION	36:13	23:47

INDIVIDUAL STATISTICS

PASSING (Att-Comp-Yds): Houston, B. Weeden 24-15-200, B. Daniels 2-1-7. Tennessee, Z. Mettenberger 51-27-234.

RUSHING (Att-Yds): Houston, A. Blue 15-45, C. Polk 11-38, J. Grimes 6-25, B. Weeden 2-11, B. Daniels 6-6, A. Hunt 2-3. Tennessee, D. Cobb 7-18, B. Sankey 2-11, A. Andrews 2-1.

RECEIVING (Rec-Yds): Houston, D. Hopkins 7-117, N. Washington 3-42, J. Strong 2-18, R. Griffin 1-13, A. Hunt 1-6, C. Fiedorowicz 1-6, A. Blue 1-5. Tennessee, D. Walker 9-59, H. Douglas 6-79, B. Sankey 3-43, K. Wright 3-18, A. Fasano 2-21, T. McBride 2-8, C. Stevens 1-8, D. Cobb 1-(-2).

SACKS (Sk-Yds): Houston, J. Watt 1-7. Tennessee, J. Tavai 1-5.

INTERCEPTIONS (Int-Yds): Houston, E. Pleasant 1-0. Tennessee, none.

TACKLES (S-A-T): Houston, K. Jackson 5-0-5, M. Bullough 4-1-5, Q. Demps 4-0-4, E. Pleasant 3-0-3, K. Johnson 3-0-3, J. Watt 2-0-2, K. Drummond 2-0-2, B. McKinney 2-0-2, A. Bouye 2-0-2, A. Dent 1-1-2, C. James 0-2-2, J. Simon 1-0-1, A. Hal 1-0-1, J. Joseph 1-0-1, J. Clowney 1-0-1, J. Crick 1-0-1, B. Cushing 1-0-1, W. Mercilus 0-1-1, B. Dunn 0-1-1. Tennessee, M. Griffin 9-2-11, A. Williamson 5-2-7, J. Casey 4-2-6, D. Bass 4-1-5, D. Jones 3-2-5, Z. Brown 4-0-4, D. Searcy 3-1-4, B. Orakpo 2-2-4, P. Cox 2-0-2, A. Blackson 2-0-2, W. Woodyard 0-2-2, J. Tavai 1-0-1, K. Klug 1-0-1, C. Sensabaugh 1-0-1, A. Woods 0-1-1, S. Hill 0-1-1.

MISSED FIELD GOALS: Houston, none. Tennessee, none.

WEEK 17 GAME SUMMARY



WEEK 17: Houston 30 vs. Jacksonville 6
71,899 • NRG Stadium • Houston, Texas • Jan. 3, 2016



GAME SUMMARY

The Texans locked up their third AFC South division title and a postseason berth with a 30-6 win over the Jaguars in the 2015 regular season finale. Houston's defense held Jacksonville without a touchdown, while forcing four turnovers and sacking Blake Bortles seven times in the win.

For the first time in franchise history, two players had three sacks each in a single game as **J.J. Watt** and **Whitney Mercilus** wreaked havoc as a duo. Watt, who played without a cast for the first time in a month, had three sacks (17.5 on the season), a forced fumble, a fumble recovery, and two passes defended. Mercilus ended his 2015 regular season campaign with a career-high 12 sacks after adding 3.5 sacks, a forced fumble and a fumble recovery.

Andre Hal and **Kareem Jackson** both had interceptions, with Jackson returning his 27-yards for a touchdown in the fourth quarter to seal the win.

Houston took an early 10-0 lead as **Jonathan Grimes** found the end-zone for the first time this season. Grimes scored two touchdowns, one rushing and one receiving. **Brian Hoyer** returned in his first start since suffering a concussion on Dec. 13 against New England. He completed 25-of-40 for 249 yards, one touchdown, and one interception. **Nick Novak** kicked 3-of-4 field goals from 28 yards and two from 51, missing a kick from 50 yards.

Alfred Blue rushed for 102 yards on 21 carries for his third 100-yard performance this year. **DeAndre Hopkins** led the receivers with seven catches for 89 yards.

The win wasn't without its share of injuries. Eight-year veteran and All-Pro **Duane Brown** injured his left knee and was carted off the field in the first quarter. Brown, who did not return, was replaced by **Chris Clark** at left tackle. **Nate Washington** also injured his hip and did not return in the second half.

With the win, the Texans finish the season with a 9-7 record and earn their first playoff appearance since 2012. Houston will host the Kansas City Chiefs in the AFC Wild Card game.

SCORING

SCORE BY PERIODS	1	2	3	4	OT	Total
Jacksonville Jaguars	0	3	3	0	0	6
Houston Texans	3	17	0	10	0	30

SCORING DRIVES

Team	Qtr	Time	Play Description (Extra Point) (Drive info)	JAX	HOU
Texans	1	5:24	N.Novak 29 yd. Field Goal (8-47, 3:30)	0	3
Texans	2	14:14	J.Grimes 12 yd. pass from B.Hoyer (N.Novak kick) (10-79, 4:33)	0	10
Jaguars	2	10:13	J.Myers 43 yd. Field Goal (8-55, 4:01)	3	10
Texans	2	5:37	J.Grimes 3 yd. run (N.Novak kick) (6-42, 2:17)	3	17
Texans	2	0:03	N.Novak 51 yd. Field Goal (8-42, 1:09)	3	20
Jaguars	3	0:43	J.Myers 34 yd. Field Goal (4-3, 1:51)	6	20
Texans	4	3:24	N.Novak 51 yd. Field Goal (11-42, 5:52)	6	23
Texans	4	3:09	K.Jackson 27 yd. interception return (N.Novak kick)	6	30

TEAM STATISTICS

	JAGUARS	TEXANS
TOTAL FIRST DOWNS	11	25
THIRD DOWN EFFICIENCY	1-12-8%	8-17-47%
FOURTH DOWN EFFICIENCY	1-2-50%	0-1-0%
TOTAL NET YARDS	215	402
NET YARDS RUSHING	32	160
NET YARDS PASSING	183	242
PASS ATTEMPTS-COMPLETIONS-HAD INTERCEPTED	32-17-2	41-25-1
KICKOFFS Number-In End Zone-Touchbacks	3-3-3	7-5-2
PUNTS Number and Average	5-50.2	4-47.5
TOTAL RETURN YARDAGE (Not Including Kickoffs)	65	45
PENALTIES Number and Yards	7-53	9-55
FUMBLES Number and Lost	3-2	1-0
TOUCHDOWNS	0	3
EXTRA POINTS Made-Attempts	0-0	3-3
FIELD GOALS Made-Attempts	2-2	3-4
RED ZONE EFFICIENCY	0-3-0%	2-3-67%
GOAL TO GO EFFICIENCY	0-0-0%	1-2-50%
SAFETIES	0	0
FINAL SCORE	6	30
TIME OF POSSESSION	24:23	35:37

INDIVIDUAL STATISTICS

PASSING (Att-Comp-Yds): Houston, B.Hoyer 40-25-249, J.Grimes 1-0-0. Jacksonville, 32-17-239.

RUSHING (Att-Yds): Houston, A.Blue 21-102, A.Hunt 3-28, J.Grimes 4-26, C.Polk 3-4. Jacksonville, J.Gray 9-23, D.Robinson 5-9.

RECEIVING (Rec-Yds): Houston, D.Hopkins 7-89, J.Strong 6-56, J.Grimes 4-28, R.Griffin 3-27, C.Fiedorowicz 2-14, A.Hunt 1-27, N.Washington 1-6, A.Blue 1-2. Jacksonville, A.Robinson 5-108, M.Lee 3-30, A.Hurns 3-17, J.Thomas 2-12, M.Lewis 1-45, C.Harbor 1-18, R.Greene 1-5, J.Gray 1-4.

SACKS (Sk-Yds): Houston, J.Watt 3-23, J.Simon 0.5-0.5, W.Mercilus 3.5-14.5, C.Covington 1-18. Jacksonville, R.Miller 1-0, J.Odrick 0.5-3.5, P.Thompson 0.5-3.5.

INTERCEPTIONS (Int-Yds): Houston, K.Jackson 1-27, A.Hal 1-0. Jacksonville, D.House 1-15.

TACKLES (S-A-T): Houston, J.Watt 5-3-8, B.Cushing 3-3-6, J.Simon 4-1-5, W.Mercilus 3-2-5, A.Hal 3-1-4, Q.Demps 3-1-4, K.Jackson 3-0-3, K.Johnson 3-0-3, J.Crick 1-1-2, B.McKinney 1-1-2, V.Wilfork 0-2-2, C.Covington 1-0-1, A.Bouye 1-0-1, D.Morris 1-0-1, M.Bullough 1-0-1, K.Drummond 1-0-1, B.Dunn 1-0-1. Jacksonville, J.Cyprien 6-8-14, P.Posluszny 4-6-10, H.Pullard 4-4-8, D.House 6-1-7, J.Evans 4-3-7, R.Miller 3-3-6, A.Colvin 4-1-5, J.Odrick 2-2-4, A.Branch 2-2-4, D.Skuta 1-3-4, T.Alualu 1-2-3, S.Brown 1-2-3, D.Gratz 1-1-2, N.Marshall 0-2-2, P.Thompson 0-1-1, R.Davis 0-1-1.

MISSED FIELD GOALS: Houston, N. Novak, 50WL. Jacksonville, none.

AFC WILD CARD GAME SUMMARY



AFC WILD CARD GAME: Houston 0 vs. Kansas City 30

71,800 • NRG Stadium • Houston, Texas • Jan. 9, 2016



GAME SUMMARY

Houston's 2015 postseason came to an end after a lopsided 30-0 finish in Saturday's AFC Wild Card matchup against the Kansas City Chiefs. The Texans had four turnovers in the first half, and **J.J. Watt** exited the game in the second half with a groin injury.

Brian Hoyer finished the game 15-of-34 for 136 yards, four interceptions and a fumble on a strip sack.

Whitney Mercilus, recently named AFC Defensive Player of the Month for December, sacked Alex Smith three times on the day. **Brian Cushing** led the defense with 13 tackles (9 solo), a pass defensed, and recorded his first-career interception in the first quarter. Houston rushed for 114 yards with **Alfred Blue** leading the way with 99 yards on 17 carries. **DeAndre Hopkins** caught six passes for 69 yards, leading the receivers in his first postseason appearance.

The Texans found themselves in 7-0 hole before the offense ever took the field Saturday. On the opening kickoff, Knile Davis scored on a 106-yard return.

It didn't get easier as Hoyer and the Texans offense struggled in the first half. Despite four turnovers on the offensive end, the Texans defense allowed just two field goals, both from 49 yards, and allowed just 1-of-6 on third down conversions.

Watt exited the game with 7:28 left in the third quarter, suffering a groin injury. He would not return. The Chiefs scored two touchdowns in the second half on a pass to Chris Conley and a five-yard run by Spencer Ware.

Hoyer threw his fourth and final interception deep in Houston territory with just over six minutes remaining in the fourth quarter. Four plays later, Santos added a 33-yard field goal and the Chiefs extended their lead to 30-0.

SCORING

SCORE BY PERIODS	1	2	3	4	OT	Total
Kansas City Chiefs	7	6	7	10	0	30
Houston Texans	0	0	0	0	0	0

SCORING DRIVES

Team	Qtr	Time	Play Description (Extra Point) (Drive info)	KC	HOU
Chiefs	1	14:49	K.Davis 106 yd. kickoff return (C.Santos kick) (0-0, 0:11)	7	0
Chiefs	2	12:50	C.Santos 49 yd. Field Goal (5-27, 2:30)	10	0
Chiefs	2	7:06	C.Santos 49 yd. Field Goal (6-40, 3:29)	13	0
Chiefs	3	4:35	C.Conley 9 yd. pass from A.Smith (C.Santos kick) (11-94, 5:23)	20	0
Chiefs	4	14:56	S.Ware 5 yd. run (C.Santos kick) (8-71, 4:13)	27	0
Chiefs	4	3:59	C.Santos 33 yd. Field Goal (4-6, 2:13)	30	0

TEAM STATISTICS

	CHIEFS	TEXANS
TOTAL FIRST DOWNS	18	14
THIRD DOWN EFFICIENCY	4-11-36%	6-14-43%
FOURTH DOWN EFFICIENCY	0-0-0%	0-1-0%
TOTAL NET YARDS	314	226
NET YARDS RUSHING	141	114
NET YARDS PASSING	173	112
PASS ATTEMPTS-COMPLETIONS-HAD INTERCEPTED	22-17-1	34-15-4
KICKOFFS Number-In End Zone-Touchbacks	7-7-7	1-1-0
PUNTS Number and Average	4-45.3	5-45.6
FGs - PATs Had Blocked	0-0	0-0
TOTAL RETURN YARDAGE (Not Including Kickoffs)	69	0
PENALTIES Number and Yards	5-52	4-29
FUMBLES Number and Lost	0-0	2-1
TOUCHDOWNS	3	0
EXTRA POINTS Made-Attempts	3-3	0-0
FIELD GOALS Made-Attempts	3-3	0-0
RED ZONE EFFICIENCY	2-3-67%	0-1-0%
GOAL TO GO EFFICIENCY	1-1-100%	0-1-0%
SAFETIES	0	0
FINAL SCORE	30	0
TIME OF POSSESSION	34:25	25:35

INDIVIDUAL STATISTICS

PASSING (Att-Comp-Yds): Houston, B.Hoyer 34-15-136. Kansas City, A.Smith 22-17-190.

RUSHING (Att-Yds): Houston, A.Blue 17-99, J.Grimes 4-15, J.Prosch 1-2, A.Hunt 1-0, J.Watt 1-(-1), B.Hoyer 1-(-1). Kansas City, S.Ware 16-67, A.Smith 5-27, C.West 8-26, K.Davis 4-12, A.Wilson 2-11, C.Daniel 2-(-2).

RECEIVING (Rec-Yds): Houston, D.Hopkins 6-69, R.Griffin 3-29, J.Grimes 2-12, J.Strong 1-17, C.Shorts III 1-5, N.Washington 1-3, C.Fiedorowicz 1-1. Kansas City, T.Kelce 8-128, J.Maclin 3-29, A.Wilson 2-9, C.West 1-9, C.Conley 1-9, A.Sherman 1-3, F.Hammond 1-3.

SACKS (Sk-Yds): Houston, W.Mercilus 3-17. Kansas City, A.Bailey 2-17, J.Howard 1-7.

INTERCEPTIONS (Int-Yds): Houston, B.Cushing 1-0. Kansas City, J.Mauga 1 20, S.Smith 1-13, M.Peters 1-2, E.Berry 1-0.

TACKLES (S-A-T): Houston, B.Cushing 9-4-13, B.McKinney 4-5-9, W.Mercilus 5-3-8, J.Simon 5-3-8, K.Jackson 6-1-7, Q.Demps 3-2-5, A.Hal 2-3-5, J.Crick 2-3-5, V.Wilfork 2-1-3, K.Johnson 2-1-3, J.Joseph 1-1-2, C.Covington 0-2-2, B.Dunn 1-0-1, A.Bouye 1-0-1, J.Watt 0-1-1. Kansas City, S.Smith 6-0-6, D.Johnson 3-3-6, D.Poe 1-4-5, A.Bailey 3-1-4, J.Howard 3-1-4, M.Peters 2-2-4, R.Parker 2-2-4, T.Branch 1-3-4, J.Mauga 3-0-3, D.Ford 3-0-3, J.Houston 2-1-3, E.Berry 2-1-3, H.Abdullah 1-2-3, M.Devito 1-1-2, T.Hali 0-2-2.

MISSED FIELD GOALS: Houston, none. Kansas City, none.

**TEXANS,
RAISE ONE
TO RIGHT NOW.**



ENJOY RESPONSIBLY
© 2016 A-B, Bud Light® Beer, St. Louis, MO





TEAM HISTORY

YEAR-BY-YEAR RESULTS

2002

Head Coach: Dom Capers

Preseason (1-4)

Day, Date	W/L	Score	Opponent	H/A/N	Attend.	Venue	Surface	Temp.	Kickoff Time	Hou. QB	Opp. QB
Mon, 8/5/02	L	17-34	N.Y. Giants	N	22,461	Fawcett Stadium (Canton,OH)	Artificial	74°	8:07 p.m. ET	D. Carr	K. Collins
Sat, 8/10/02	W	13-10	New Orleans	A	67,356	Louisiana Superdome	Artificial	NA	7:07 p.m. CT	D. Carr	A. Brooks
Sat, 8/17/02	L	9-19	Kansas City	A	73,506	Arrowhead Stadium	Grass	74°	7:30 p.m. CT	D. Carr	T. Green
Sat, 8/24/02	L	3-24	Miami	H	69,432	Reliant Stadium (roof open)	Grass	90°	7:10 p.m. CT	D. Carr	J. Fiedler
Fri, 8/30/02	L	13-17	Tampa Bay	H	68,371	Reliant Stadium (roof open)	Grass	90°	7:06 p.m. CT	D. Carr	B. Johnson

Regular Season (4-12 overall; 4th AFC South; 2-6 home; 2-6 away)

Day, Date	W/L	Score	Opponent	H/A/N	Attend.	Venue	Surface	Temp.	Kickoff Time	Hou. QB	Opp. QB
Sun, 9/8/02	W	19-10	Dallas	H	69,604	Reliant Stadium (roof closed)	Grass	NA	7:36 p.m. CT	D. Carr	Q. Carter
Sun, 9/15/02	L	3-24	San Diego	A	56,098	Qualcomm Stadium	Grass	74°	1:15 p.m. PT	D. Carr	D. Brees
Sun, 9/22/02	L	3-23	Indianapolis	H	69,204	Reliant Stadium (roof open)	Grass	81°	12:01 p.m. CT	D. Carr	P. Manning
Sun, 9/29/02	L	17-35	Philadelphia	A	64,867	Veterans Stadium	NeXTurf	64°	1:02 p.m. ET	D. Carr	D. McNabb
Sun, 10/13/02	L	24-31	Buffalo	H	70,120	Reliant Stadium (roof closed)	Grass	NA	12:02 p.m. CT	D. Carr	D. Bledsoe
Sun, 10/20/02	L	17-34	Cleveland	A	73,248	Cleveland Browns Stadium	Grass	50°	4:05 p.m. ET	D. Carr	T. Couch
Sun, 10/27/02	W	21-19	Jacksonville	A	53,721	ALLTEL Stadium	Grass	78°	4:15 p.m. ET	D. Carr	M. Brunell
Sun, 11/3/02	L	3-38	Cincinnati	H	69,827	Reliant Stadium (roof closed)	Grass	NA	12:01 p.m. CT	D. Carr	J. Kitna
Sun, 11/10/02	L	10-17	Tennessee	A	68,804	The Coliseum	Grass	76°	12:03 p.m. CT	D. Carr	S. McNair
Sun, 11/17/02	L	21-24	Jacksonville	H	69,711	Reliant Stadium (roof open)	Grass	66°	12:02 p.m. CT	D. Carr	M. Brunell
Sun, 11/24/02	W	16-14	N.Y. Giants	H	70,054	Reliant Stadium (roof open)	Grass	78°	3:15 p.m. CT	D. Carr	K. Collins
Sun, 12/1/02	L	3-19	Indianapolis	A	56,820	RCA Dome	Astroturf	NA	4:00 p.m. ET	D. Carr	P. Manning
Sun, 12/8/02	W	24-6	Pittsburgh	A	58,551	Heinz Field	Grass	35°	1:01 p.m. ET	D. Carr	T. Maddox
Sun, 12/15/02	L	19-23	Baltimore	H	70,108	Reliant Stadium (roof open)	Grass	70°	12:02 p.m. CT	D. Carr	J. Blake
Sun, 12/22/02	L	10-26	Washington	A	70,291	FedEx Field	Grass	54°	1:02 p.m. ET	D. Carr	P. Ramsey
Sun, 12/29/02	L	3-13	Tennessee	H	70,694	Reliant Stadium (roof open)	Grass	64°	12:03 p.m. CT	D. Carr	S. McNair

2003

Head Coach: Dom Capers

Preseason (0-4)

Day, Date	W/L	Score	Opponent	H/A/N	Attend.	Venue	Surface	Temp.	Kickoff Time	Hou. QB	Opp. QB
Mon, 8/9/03	L	12-20	Denver	H	70,021	Reliant Stadium (roof closed)	Grass	NA	7:38 p.m. CT	D. Carr	J. Plummer
Fri, 8/15/03	L	6-34	Dallas	A	60,058	Texas Stadium	Artificial	95°	7:06 p.m. CT	D. Carr	Q. Carter
Sat, 8/23/03	L	17-19	San Diego	H	70,007	Reliant Stadium (roof open)	Grass	89°	7:30 p.m. CT	D. Carr	D. Brees
Thu, 8/28/03	L	3-34	Tampa Bay	A	64,808	Raymond James Stadium	Grass	82°	8:05 p.m. ET	D. Carr	B. Johnson

Regular Season (5-11 overall; 4th AFC South; 3-5 home; 2-6 away)

Day, Date	W/L	Score	Opponent	H/A/N	Attend.	Venue	Surface	Temp.	Kickoff Time	Hou. QB	Opp. QB
Sun, 9/7/03	W	21-20	Miami	A	73,010	Pro Player Stadium	Grass	89°	1:06 p.m. ET	D. Carr	J. Fiedler
Sun, 9/14/03	L	10-31	New Orleans	A	68,390	Louisiana Superdome	Artificial	NA	12:02 p.m. CT	D. Carr	A. Brooks
Sun, 9/21/03	L	14-42	Kansas City	H	70,487	Reliant Stadium (roof closed)	Grass	NA	12:02 p.m. CT	D. Carr	T. Green
Sun, 9/28/03	W	24-20	Jacksonville	H	70,041	Reliant Stadium (roof open)	Grass	79°	12:05 p.m. CT	D. Carr	B. Leftwich
Sun, 10/12/03	L	17-38	Tennessee	A	68,809	The Coliseum	Grass	69°	12:03 p.m. CT	D. Carr	S. McNair
Sun, 10/19/03	L	14-19	N.Y. Jets	H	70,623	Reliant Stadium (roof open)	Grass	79°	3:05 p.m. ET	D. Carr	V. Testaverde
Sun, 10/26/03	L	21-30	Indianapolis	A	56,132	RCA Dome	Artificial	NA	4:15 p.m. ET	D. Carr	P. Manning
Sun, 11/2/03	W	14-10	Carolina	H	70,052	Reliant Stadium (roof open)	Grass	81°	12:02 p.m. CT	T. Banks	J. Delhomme
Sun, 11/9/03	L	27-34	Cincinnati	A	50,437	Paul Brown Stadium	Grass	43°	1:03 p.m. ET	D. Carr	J. Kitna
Sun, 11/16/03	W	12-10	Buffalo	A	72,677	Ralph Wilson Stadium	AstroPlay	47°	1:01 p.m. ET	D. Carr	D. Bledsoe
Sun, 11/23/03	L	20-23	New England	H	70,719	Reliant Stadium (roof closed)	Grass	NA	12:02 p.m. CT	T. Banks	T. Brady
Sun, 11/30/03	W	17-13	Atlanta	H	70,388	Reliant Stadium (roof open)	Grass	70°	12:03 p.m. CT	T. Banks	D. Johnson
Sun, 12/7/03	L	0-27	Jacksonville	A	43,363	ALLTEL Stadium	Grass	56°	1:02 p.m. ET	D. Ragone	B. Leftwich
Sun, 12/14/03	L	3-16	Tampa Bay	A	65,124	Raymond James Stadium	Grass	67°	1:01 p.m. ET	D. Ragone	B. Johnson
Sun, 12/21/03	L	24-27	Tennessee	H	70,758	Reliant Stadium (roof open)	Grass	NA	12:03 p.m. CT	D. Carr	S. McNair
Sun, 12/28/03	L	17-20	Indianapolis	H	70,680	Reliant Stadium (roof closed)	Grass	NA	12:03 p.m. CT	D. Carr	P. Manning

YEAR-BY-YEAR RESULTS

2004

Head Coach: Dom Capers

Preseason (1-3)

Day	Date	W/L	Score	Opponent	H/A/N	Attend.	Venue	Surface	Temp.	Kickoff Time	Hou. QB	Opp. QB
Sat	8/14/04	W	18-0	Dallas	H	70,431	Reliant Stadium (roof open)	Grass	85°	7:06 p.m. CT	D. Carr	V. Testaverde
Sat	8/21/04	L	3-38	Pittsburgh	A	56,028	Heinz Field	Artificial	70°	7:35 p.m. ET	D. Carr	T. Maddox
Fri	8/27/04	L	17-31	Denver	A	71,256	INVESCO Field at Mile High	Grass	54°	7:06 p.m. MT	D. Carr	J. Plummer
Thu	9/2/04	L	9-17	Tampa Bay	H	70,024	Reliant Stadium (roof open)	Grass	83°	7:07 p.m. CT	D. Carr	B. Johnson

Regular Season (7-9 overall; 3rd AFC South; 3-5 home; 4-4 away)

Day	Date	W/L	Score	Opponent	H/A/N	Attend.	Venue	Surface	Temp.	Kickoff Time	Hou. QB	Opp. QB
Sun	9/12/04	L	20-27	San Diego	H	70,255	Reliant Stadium (roof closed)	Grass	NA	12:05 p.m. CT	D. Carr	D. Brees
Sun	9/19/04	L	16-28	Detroit	A	61,465	Ford Field	Field Turf	68°	1:04 p.m. ET	D. Carr	J. Harrington
Sun	9/26/04	W	24-21	Kansas City	A	77,433	Arrowhead Stadium	Grass	71°	12:00 p.m. CT	D. Carr	T. Green
Sun	10/3/04	W	30-17	Oakland	H	70,741	Reliant Stadium (roof open)	Grass	NA	12:02 p.m. CT	D. Carr	K. Collins
Sun	10/10/04	L,OT	28-34	Minnesota	H	70,718	Reliant Stadium (roof open)	Grass	NA	12:02 p.m. CT	D. Carr	D. Culpepper
Sun	10/17/04	W	20-10	Tennessee	A	68,932	The Coliseum	Grass	60°	12:02 p.m. CT	D. Carr	S. McNair
Sun	10/31/04	W	20-6	Jacksonville	H	70,502	Reliant Stadium (roof open)	Grass	85°	12:02 p.m. CT	D. Carr	B. Leftwich
Sun	11/7/04	L	13-31	Denver	A	74,292	INVESCO Field at Mile High	Grass	69°	2:15 p.m. MT	D. Carr	J. Plummer
Sun	11/14/04	L	14-49	Indianapolis	A	56,511	RCA Dome	Artificial	NA	1:00 p.m. ET	D. Carr	P. Manning
Sun	11/21/04	L	13-16	Green Bay	H	70,769	Reliant Stadium (roof closed)	Grass	NA	7:35 p.m. CT	D. Carr	B. Favre
Sun	11/28/04	W	31-21	Tennessee	H	70,721	Reliant Stadium (roof open)	Grass	66°	12:05 p.m. CT	D. Carr	S. McNair
Sun	12/5/04	L	7-29	N.Y. Jets	A	77,875	The Meadowlands	FieldTurf	56°	1:03 p.m. ET	D. Carr	C. Pennington
Sun	12/12/04	L	14-23	Indianapolis	H	70,762	Reliant Stadium (roof open)	Grass	NA	12:02 p.m. CT	D. Carr	P. Manning
Sun	12/19/04	W	24-5	Chicago	A	62,122	Soldier Field	Grass	12°	12:02 p.m. CT	D. Carr	C. Hutchinson
Sun	12/26/04	W	21-0	Jacksonville	A	66,227	ALLTEL Stadium	Grass	40°	1:03 p.m. ET	D. Carr	B. Leftwich
Sun	1/2/05	L	14-22	Cleveland	H	70,724	Reliant Stadium (roof closed)	Grass	72°	12:02 p.m. CT	D. Carr	K. Holcomb

2005

Head Coach: Dom Capers

Preseason (1-3)

Day	Date	W/L	Score	Opponent	H/A/N	Attend.	Venue	Surface	Temp.	Kickoff Time	Hou. QB	Opp. QB
Sat	8/13/05	L	14-20	Denver	H	70,016	Reliant Stadium (roof closed)	Grass	NA	7:07 p.m. CT	D. Carr	J. Plummer
Sat	8/20/05	W	19-17	Oakland	H	70,116	Reliant Stadium (roof closed)	Grass	NA	7:07 p.m. CT	D. Carr	K. Collins
Sat	8/27/05	L	9-21	Dallas	A	54,288	Texas Stadium	Artificial	93°	7:00 p.m. CT	D. Carr	D. Bledsoe
Thu	9/1/05	L	14-38	Tampa Bay	A	63,591	Raymond James Stadium	Grass	84°	7:36 p.m. ET	D. Carr	B. Griese

Regular Season (2-14 overall; 4th AFC South; 2-6 home; 0-8 away)

Day	Date	W/L	Score	Opponent	H/A/N	Attend.	Venue	Surface	Temp.	Kickoff Time	Hou. QB	Opp. QB
Sun	9/11/05	L	7-22	Buffalo	A	71,781	Ralph Wilson Stadium	AstroPlay	76°	1:05 p.m. ET	D. Carr	J. Losman
Sun	9/18/05	L	7-27	Pittsburgh	H	70,742	Reliant Stadium (roof open)	Grass	90°	12:02 p.m. CT	D. Carr	B. Roethlisberger
Sun	10/2/05	L	10-16	Cincinnati	A	65,714	Paul Brown Stadium	FieldTurf	79°	1:02 p.m. ET	D. Carr	C. Palmer
Sun	10/9/05	L	20-34	Tennessee	H	70,430	Reliant Stadium (roof closed)	Grass	NA	12:02 p.m. CT	D. Carr	S. McNair
Sun	10/16/05	L	10-42	Seattle	A	66,196	Qwest Field	FieldTurf	57°	5:38 p.m. PT	D. Carr	M. Hasselbeck
Sun	10/23/05	L	20-38	Indianapolis	H	70,621	Reliant Stadium (roof closed)	Grass	NA	12:03 p.m. CT	D. Carr	P. Manning
Sun	10/30/05	W	19-16	Cleveland	H	70,064	Reliant Stadium (roof open)	Grass	78°	12:02 p.m. CT	D. Carr	T. Dilfer
Sun	11/6/05	L	14-21	Jacksonville	A	64,613	ALLTEL Stadium	Grass	79°	1:01 p.m. ET	D. Carr	B. Leftwich
Sun	11/13/05	L	17-31	Indianapolis	A	57,209	RCA Dome	Artificial	NA	1:03 p.m. ET	D. Carr	P. Manning
Sun	11/20/05	L	17-45	Kansas City	H	70,481	Reliant Stadium (roof open)	Grass	58°	7:37 p.m. CT	D. Carr	T. Green
Sun	11/27/05	L,OT	27-33	St. Louis	H	70,010	Reliant Stadium (roof open)	Grass	NA	12:03 p.m. CT	D. Carr	J. Martin
Sun	12/4/05	L	15-16	Baltimore	A	69,909	M&T Bank Stadium	Momentum	47°	1:02 p.m. ET	D. Carr	K. Boller
Sun	12/11/05	L	10-13	Tennessee	A	69,149	The Coliseum	Grass	43°	12:03 p.m. CT	D. Carr	S. McNair
Sun	12/18/05	W	30-19	Arizona	H	70,024	Reliant Stadium (roof closed)	Grass	NA	12:02 p.m. CT	D. Carr	K. Warner
Sat	12/24/05	L	20-38	Jacksonville	H	70,025	Reliant Stadium (roof open)	Grass	65°	12:03 p.m. CT	D. Carr	D. Garrard
Sun	1/1/06	L,OT	17-20	San Francisco	A	67,970	Monster Park	Grass	56°	1:05 p.m. PT	D. Carr	A. Smith

YEAR-BY-YEAR RESULTS

2006

Head Coach: Gary Kubiak

Preseason (3-1)

Day, Date	W/L	Score	Opponent	H/A/N	Attend.	Venue	Surface	Temp.	Kickoff Time	Hou. QB	Opp. QB
Sat, 8/12/06	W	24-14	Kansas City	H	70,016	Reliant Stadium (roof closed)	Grass	NA	7:07 p.m. CT	D. Carr	T. Green
Sat, 8/19/06	W	27-20	St. Louis	A	65,391	Edward Jones Dome	Artificial	NA	7:00 p.m. CT	D. Carr	M. Bulger
Sat, 8/27/06	L	14-17	Denver	A	73,689	INVESCO Field at Mile High	Grass	70°	6:04 p.m. MT	D. Carr	J. Plummer
Thu, 8/31/06	W	16-13	Tampa Bay	H	70,037	Reliant Stadium (roof closed)	Grass	NA	7:07 p.m. CT	S. Rosenfels	C. Simms

Regular Season (6-10 overall; 4th AFC South; 4-4 home; 2-6 away)

Day, Date	W/L	Score	Opponent	H/A/N	Attend.	Venue	Surface	Temp.	Kickoff Time	Hou. QB	Opp. QB
Sun, 9/10/06	L	10-24	Philadelphia	H	70,180	Reliant Stadium (roof closed)	Grass	NA	12:02 p.m. CT	D. Carr	D. McNabb
Sun, 9/17/06	L	24-43	Indianapolis	A	56,614	RCA Dome	FieldTurf	NA	1:03 p.m. ET	D. Carr	P. Manning
Sun, 9/24/06	L	15-31	Washington	H	70,069	Reliant Stadium (roof closed)	Grass	NA	12:03 p.m. CT	D. Carr	M. Brunell
Sun, 10/1/06	W	17-15	Miami	H	70,071	Reliant Stadium (roof closed)	Grass	NA	12:02 p.m. CT	D. Carr	D. Culpepper
Sun, 10/15/06	L	6-34	Dallas	A	63,186	Texas Stadium	Sportfield Turf	66°	12:02 p.m. CT	D. Carr	D. Bledsoe
Sun, 10/22/06	W	27-7	Jacksonville	H	70,035	Reliant Stadium (roof open)	Grass	NA	12:03 p.m. CT	D. Carr	B. Leftwich
Sun, 10/29/06	L	22-28	Tennessee	A	69,143	LP Field	Grass	72°	12:02 p.m. CT	D. Carr	V. Young
Sun, 11/5/06	L	10-14	N.Y. Giants	A	78,485	Giants Stadium	FieldTurf	46°	1:02 p.m. ET	D. Carr	E. Manning
Sun, 11/12/06	W	13-10	Jacksonville	A	65,918	ALLTEL Stadium	Grass	56°	1:03 p.m. ET	D. Carr	D. Garrard
Sun, 11/19/06	L	21-24	Buffalo	H	70,125	Reliant Stadium (roof open)	Grass	61°	12:03 p.m. CT	D. Carr	J. Losman
Sun, 11/26/06	L	11-26	N.Y. Jets	A	76,596	The Meadowlands	FieldTurf	56°	1:02 p.m. ET	D. Carr	C. Pennington
Sun, 12/3/06	W	23-14	Oakland	A	46,276	McAfee Coliseum	Grass	56°	1:05 p.m. PT	D. Carr	A. Brooks
Sun, 12/10/06	L,OT	20-26	Tennessee	H	70,760	Reliant Stadium (roof closed)	Grass	NA	12:02 p.m. CT	D. Carr	V. Young
Sun, 12/17/06	L	7-40	New England	A	68,756	Gillette Stadium	Grass	52°	1:02 p.m. ET	D. Carr	T. Brady
Sun, 12/24/06	W	27-24	Indianapolis	H	70,132	Reliant Stadium (roof closed)	Grass	NA	12:03 p.m. CT	D. Carr	P. Manning
Sun, 12/31/06	W	14-6	Cleveland	H	70,097	Reliant Stadium (roof open)	Grass	NA	12:02 p.m. CT	D. Carr	C. Frye

2007

Head Coach: Gary Kubiak

Preseason (2-2)

Day, Date	W/L	Score	Opponent	H/A/N	Attend.	Venue	Surface	Temp.	Kickoff Time	Hou. QB	Opp. QB
Sat, 8/11/07	L	19-20	Chicago	H	70,060	Reliant Stadium (closed)	Grass	NA	7:08 p.m. CT	M. Schaub	R. Grossman
Sat, 8/18/07	W	33-20	Arizona	A	64,405	Univ. of Phoenix (closed)	Grass	NA	1:05 p.m. MT	M. Schaub	M. Leinart
Sat, 8/25/07	W	28-16	Dallas	H	70,516	Reliant Stadium (closed)	Grass	NA	7:08 p.m. CT	M. Schaub	T. Romo
Thu, 8/30/07	L	24-31	Tampa Bay	A	64,321	Raymond James Stadium	Grass	90°	8:08 p.m. ET	S. Rosenfels	L. McCown

Regular Season (8-8 overall; 4th AFC South; 6-2 home; 2-6 away)

Day, Date	W/L	Score	Opponent	H/A/N	Attend.	Venue	Surface	Temp.	Kickoff Time	Hou. QB	Opp. QB
Sun, 9/9/07	W	20-3	Kansas City	H	70,080	Reliant Stadium (roof closed)	Grass	NA	12:05 p.m. CT	M. Schaub	D. Huard
Sun, 9/16/07	W	34-21	Carolina	A	73,665	Bank of America Stadium	Grass	74°	1:02 p.m. ET	M. Schaub	J. Delhomme
Sun, 9/23/07	L	24-30	Indianapolis	H	70,132	Reliant Stadium (roof closed)	Grass	NA	12:03 p.m. CT	M. Schaub	P. Manning
Sun, 9/30/07	L	16-26	Atlanta	A	69,312	The Georgia Dome	Field Turf	NA	1:02 p.m. ET	M. Schaub	J. Harrington
Sun, 10/7/07	W	22-19	Miami	H	70,156	Reliant Stadium (roof closed)	Grass	NA	12:02 p.m. CT	M. Schaub	T. Green
Sun, 10/14/07	L	17-37	Jacksonville	A	63,715	Jacksonville Municipal Stad.	Grass	81°	1:03 p.m. ET	M. Schaub	D. Garrard
Sun, 10/21/07	L	36-38	Tennessee	H	70,734	Reliant Stadium (roof closed)	Grass	NA	12:02 p.m. CT	M. Schaub	K. Collins
Sun, 10/28/07	L	10-35	San Diego	A	60,439	Qualcomm Stadium	Grass	78°	1:05 p.m. PT	M. Schaub	P. Rivers
Sun, 11/4/07	W	24-17	Oakland	A	49,603	McAfee Coliseum	Grass	70°	1:15 p.m. PT	S. Rosenfels	J. McCown
Sun, 11/18/07	W	23-10	New Orleans	H	70,780	Reliant Stadium (roof closed)	Grass	NA	12:02 p.m. CT	M. Schaub	D. Brees
Sun, 11/25/07	L	17-27	Cleveland	A	72,730	Cleveland Browns Stadium	Grass	41°	1:03 p.m. ET	M. Schaub	D. Anderson
Sun, 12/2/07	L	22-28	Tennessee	A	69,143	LP Field	Grass	61°	12:02 p.m. CT	M. Schaub	V. Young
Sun, 12/9/07	W	28-14	Tampa Bay	H	70,237	Reliant Stadium (roof closed)	Grass	NA	12:01 p.m. CT	S. Rosenfels	J. McCown
Thu, 12/13/07	W	31-13	Denver	H	70,747	Reliant Stadium (roof open)	Grass	59°	7:15 p.m. CT	S. Rosenfels	J. Cutler
Sun, 12/23/07	L	15-38	Indianapolis	A	57,262	RCA Dome	FieldTurf	NA	1:02 p.m. ET	S. Rosenfels	P. Manning
Sun, 12/30/07	W	42-28	Jacksonville	H	70,660	Reliant Stadium (roof open)	Grass	NA	12:02 p.m. CT	S. Rosenfels	Q. Gray

YEAR-BY-YEAR RESULTS

2008

Head Coach: Gary Kubiak

Preseason (2-2)

Day, Date	W/L	Score	Opponent	H/A/N	Attend.	Venue	Surface	Temp.	Kickoff Time	Hou. QB	Opp. QB
Sat, 8/9/08	W	19-16	Denver	H	70,020	Reliant Stadium (roof closed)	Grass	NA	7:07 p.m. CT	M. Schaub	J. Cutler
Sat, 8/16/08	W	31-27	New Orleans	A	64,405	Louisiana Superdome	Momentum	NA	7:06 p.m. CT	M. Schaub	D. Brees
Sat, 8/22/08	L	22-23	Dallas	A	60,795	Texas Stadium	Artificial	94°	7:05 p.m. CT	M. Schaub	T. Romo
Thu, 8/28/08	L	6-16	Tampa Bay	H	70,011	Reliant Stadium (roof closed)	Grass	NA	7:07 p.m. CT	S. Rosenfels	L. McCown

Regular Season (8-8 overall; 3rd AFC South; 6-2 home; 2-6 away)

Day, Date	W/L	Score	Opponent	H/A/N	Attend.	Venue	Surface	Temp.	Kickoff Time	Hou. QB	Opp. QB
Sun, 9/7/08	L	17-38	Pittsburgh	A	64,001	Heinz Field	Grassmaster	72°	1:02 p.m. ET	M. Schaub	B. Roethlisberger
Sun, 9/21/08	L	12-31	Tennessee	A	69,143	LP Field	Grass	80°	12:02 p.m. CT	M. Schaub	K. Collins
Sun, 9/28/08	L,OT	27-30	Jacksonville	A	64,061	Jacksonville Municipal Stad.	Grass	82°	1:02 p.m. ET	M. Schaub	D. Garrard
Sun, 10/5/08	L	27-31	Indianapolis	H	70,118	Reliant Stadium (roof open)	Grass	82°	12:02 p.m. CT	S. Rosenfels	P. Manning
Sun, 10/12/08	W	29-28	Miami	H	70,023	Reliant Stadium (roof open)	Grass	79°	12:02 p.m. CT	M. Schaub	C. Pennington
Sun, 10/19/08	W	28-21	Detroit	H	70,081	Reliant Stadium (roof open)	Grass	77°	3:05 p.m. CT	M. Schaub	D. Orlovsky
Sun, 10/26/08	W	35-6	Cincinnati	H	70,112	Reliant Stadium (roof open)	Grass	82°	2:47 p.m. CT	M. Schaub	R. Fitzpatrick
Sun, 11/2/08	L	21-28	Minnesota	A	62,839	Metrodome	FieldTurf	NA	12:05 p.m. CT	M. Schaub	G. Frerotte
Sun, 11/9/08	L	13-41	Baltimore	H	70,552	Reliant Stadium (roof open)	Grass	69°	12:02 p.m. CT	S. Rosenfels	J. Flacco
Sun, 11/16/08	L	27-33	Indianapolis	A	66,201	Lucas Oil Stadium (closed)	FieldTurf	NA	1:02 p.m. ET	S. Rosenfels	P. Manning
Sun, 11/23/08	W	16-6	Cleveland	A	72,077	Cleveland Browns Stadium	Grass	30°	1:03 p.m. ET	S. Rosenfels	B. Quinn
Mon, 12/1/08	W	30-17	Jacksonville	H	70,809	Reliant Stadium (roof open)	Grass	53°	7:40 p.m. CT	S. Rosenfels	D. Garrard
Sun, 12/7/08	W	24-21	Green Bay	A	70,245	Lambeau Field	Grassmaster	3°	12:02 p.m. CT	M. Schaub	A. Rodgers
Sun, 12/14/08	W	13-12	Tennessee	H	70,831	Reliant Stadium (roof open)	Grass	72°	12:05 p.m. CT	M. Schaub	K. Collins
Sun, 12/21/08	L	16-27	Oakland	A	43,687	OAK-Alameda County Coli.	Grass	48°	1:05 p.m. PT	M. Schaub	J. Russell
Sun, 12/28/08	W	31-24	Chicago	H	70,838	Reliant Stadium (roof open)	Grass	46°	12:03 p.m. CT	M. Schaub	K. Orton

2009

Head Coach: Gary Kubiak

Preseason (2-2)

Day, Date	W/L	Score	Opponent	H/A/N	Attend.	Venue	Surface	Temp.	Kickoff Time	Hou. QB	Opp. QB
Sat, 8/15/09	W	16-10	Kansas City	A	64,781	Arrowhead Stadium	Grass	78°	7:00 p.m. CT	M. Schaub	M. Cassel
Sat, 8/22/09	L	14-38	New Orleans	H	70,107	Reliant Stadium (roof closed)	Grass	NA	7:09 p.m. CT	M. Schaub	D. Brees
Mon, 8/31/09	L	10-17	Minnesota	H	70,191	Reliant Stadium (roof closed)	Grass	NA	7:06 p.m. CT	M. Schaub	B. Favre
Fri, 9/4/09	W	27-20	Tampa Bay	A	63,831	Raymond James Stadium	Grass	88°	7:07 p.m. ET	D. Orlovsky	J. Freeman

Regular Season (9-7 overall; 2nd AFC South; 4-4 home; 5-3 away)

Day, Date	W/L	Score	Opponent	H/A/N	Attend.	Venue	Surface	Temp.	Kickoff Time	Hou. QB	Opp. QB
Sun, 9/13/09	L	7-24	N.Y. Jets	H	70,118	Reliant Stadium (roof closed)	Grass	NA	12:03 p.m. CT	M. Schaub	M. Sanchez
Sun, 9/20/09	W	34-31	Tennessee	A	69,143	LP Field	Grass	77°	12:03 p.m. CT	M. Schaub	K. Collins
Sun, 9/27/09	L	24-34	Jacksonville	H	70,083	Reliant Stadium (roof closed)	Grass	85°	12:03 p.m. CT	M. Schaub	D. Garrard
Sun, 10/4/09	W	29-6	Oakland	H	70,291	Reliant Stadium (roof closed)	Grass	NA	12:02 p.m. CT	M. Schaub	J. Russell
Sun, 10/11/09	L	21-28	Arizona	A	61,819	Univ. of Phoenix (closed)	Grass	NA	1:15 p.m. MT	M. Schaub	K. Warner
Sun, 10/18/09	W	28-17	Cincinnati	A	64,019	Paul Brown Stadium	FieldTurf	49°	1:02 p.m. ET	M. Schaub	C. Palmer
Sun, 10/25/09	W	24-21	San Francisco	H	70,820	Reliant Stadium (roof open)	Grass	74°	12:04 p.m. CT	M. Schaub	S. Hille
Sun, 11/1/09	W	31-10	Buffalo	A	69,790	Ralph Wilson Stadium	AstroPlay	49°	1:02 p.m. ET	M. Schaub	R. Fitzpatrick
Sun, 11/8/09	L	17-20	Indianapolis	A	66,033	Lucas Oil Stadium (open)	FieldTurf	69°	1:02 p.m. ET	M. Schaub	P. Manning
Mon, 11/23/09	L	17-20	Tennessee	H	71,153	Reliant Stadium (roof open)	Grass	NA	12:05 p.m. CT	M. Schaub	V. Young
Sun, 11/29/09	L	27-35	Indianapolis	H	70,990	Reliant Stadium (roof open)	Grass	NA	12:02 p.m. CT	M. Schaub	P. Manning
Sun, 12/6/09	L	18-23	Jacksonville	A	42,079	Jacksonville Municipal Stad.	Grass	54°	1:03 p.m. ET	M. Schaub	D. Garrard
Sun, 12/13/09	W	34-7	Seattle	H	70,380	Reliant Stadium (roof closed)	Grass	NA	12:02 p.m. CT	M. Schaub	M. Hasselbeck
Sun, 12/20/09	W	16-13	St. Louis	A	46,256	Edward Jones Dome	FieldTurf	NA	12:00 p.m. CT	M. Schaub	K. Null
Sun, 12/27/09	W	27-20	Miami	A	65,847	Land Shark Stadium	Grass	75°	1:02 p.m. ET	M. Schaub	C. Henne
Sun, 1/3/10	W	34-27	New England	H	71,029	Reliant Stadium (roof closed)	Grass	NA	12:02 p.m. CT	M. Schaub	T. Brady

YEAR-BY-YEAR RESULTS

2010

Head Coach: Gary Kubiak

Preseason (1-3)

Day	Date	W/L	Score	Opponent	H/A/N	Attend.	Venue	Surface	Temp.	Kickoff Time	Hou. QB	Opp. QB
Sat	8/14/10	L	16-19	Arizona	A	61,489	Univ. of Phoenix (closed)	Grass	NA	5:07 p.m. MT	M. Schaub	M. Leinart
Sat	8/21/10	L	20-38	New Orleans	A	70,025	Louisiana Superdome	Momentum	NA	7:07 p.m. CT	M. Schaub	D. Brees
Sat	8/28/10	W	23-7	Dallas	H	70,725	Reliant Stadium (roof closed)	Grass	NA	7:05 p.m. CT	M. Schaub	T. Romo
Thu	9/2/10	L	17-24	Tampa Bay	H	70,035	Reliant Stadium (roof closed)	Grass	NA	7:07 p.m. ET	D. Orlovsky	R. Carpenter

Regular Season (6-10 overall; 3rd AFC South; 4-4 home; 2-6 away)

Day	Date	W/L	Score	Opponent	H/A/N	Attend.	Venue	Surface	Temp.	Kickoff Time	Hou. QB	Opp. QB
Sun	9/12/10	W	34-24	Indianapolis	H	70,974	Reliant Stadium (roof closed)	Grass	NA	12:02 p.m. CT	M. Schaub	P. Manning
Sun	9/19/10	W,OT	30-27	Washington	A	88,240	FedEx Field	Grass	85°	4:15 p.m. ET	M. Schaub	D. McNabb
Sun	9/26/10	L	13-27	Dallas	H	71,456	Reliant Stadium (roof closed)	Grass	NA	12:02 p.m. CT	M. Schaub	T. Romo
Sun	10/3/10	W	31-24	Oakland	A	32,218	OAK-Alameda County Col.	Grass	71°	1:05 p.m. PT	M. Schaub	B. Gradkowski
Sun	10/10/10	L	10-34	N.Y. Giants	H	71,110	Reliant Stadium (roof closed)	Grass	NA	12:03 p.m. CT	M. Schaub	E. Manning
Sun	10/17/10	W	35-31	Kansas City	H	70,926	Reliant Stadium (roof open)	Grass	78°	12:03 p.m. ET	M. Schaub	M. Cassel
Mon	11/1/10	L	17-30	Indianapolis	A	66,363	Lucas Oil Stadium (closed)	FieldTurf	NA	8:41 p.m. ET	M. Schaub	P. Manning
Sun	11/7/10	L	23-29	San Diego	H	70,886	Reliant Stadium (roof open)	Grass	63°	12:02 p.m. CT	M. Schaub	P. Rivers
Sun	11/14/10	L	24-31	Jacksonville	A	63,340	EverBank Field	Grass	70°	1:04 p.m. ET	M. Schaub	D. Garrard
Sun	11/21/10	L	27-30	N.Y. Jets	A	78,843	New Meadowlands Stadium	FieldTurf	46°	1:03 p.m. ET	M. Schaub	M. Sanchez
Sun	11/28/10	W	20-0	Tennessee	H	70,855	Reliant Stadium (roof closed)	Grass	NA	12:02 p.m. CT	M. Schaub	R. Smith
Thu	12/2/10	L	24-34	Philadelphia	A	69,144	Lincoln Financial Field	Grass	36°	8:30 p.m. ET	M. Schaub	M. Vick
Mon	12/13/10	L,OT	28-34	Baltimore	H	71,413	Reliant Stadium (roof closed)	Grass	NA	12:02 p.m. CT	M. Schaub	J. Flacco
Sun	12/19/10	L	17-31	Tennessee	A	69,143	LP Field	Grass	36°	12:02 p.m. CT	M. Schaub	K. Collins
Sun	12/26/10	L	23-24	Denver	A	73,691	INVESCO Field at Mile High	Grass	50°	2:06 p.m. MT	M. Schaub	T. Tebow
Sun	1/2/11	W	34-17	Jacksonville	H	71,023	Reliant Stadium (roof open)	Grass	60°	3:15 p.m. CT	M. Schaub	T. Edwards

2011

Head Coach: Gary Kubiak

Preseason (3-1)

Day	Date	W/L	Score	Opponent	H/A/N	Attend.	Venue	Surface	Temp.	Kickoff Time	Hou. QB	Opp. QB
Mon	8/15/11	W	20-16	N.Y. Jets	H	70,511	Reliant Stadium (roof closed)	Grass	NA	7:05 p.m. CT	M. Schaub	M. Sanchez
Sat	8/20/11	W	27-14	New Orleans	H	70,828	Reliant Stadium (roof closed)	Grass	NA	7:06 p.m. CT	M. Schaub	D. Brees
Sat	8/27/11	W	30-7	San Francisco	A	69,732	Candlestick Park	Grass	68°	5:05 p.m. PT	M. Schaub	A. Smith
Thu	9/1/11	L	0-28	Minnesota	A	62,148	Mall of America at HHH	Series S5M	NA	7:07 p.m. ET	M. Leinart	C. Ponder

Regular Season (10-6 overall; 1st AFC South; 5-3 home; 5-3 away)

Day	Date	W/L	Score	Opponent	H/A/N	Attend.	Venue	Surface	Temp.	Kickoff Time	Hou. QB	Opp. QB
Sun	9/11/11	W	34-7	Indianapolis	H	71,444	Reliant Stadium (roof closed)	Grass	NA	12:05 p.m. CT	M. Schaub	K. Collins
Sun	9/18/11	W	23-13	Miami	A	51,032	Sun Life Stadium	Grass	87°	4:15 p.m. ET	M. Schaub	C. Henne
Sun	9/25/11	L	33-40	New Orleans	A	73,002	Louisiana Superdome	Series S5M	NA	12:02 p.m. CT	M. Schaub	D. Brees
Sun	10/2/11	W	17-10	Pittsburgh	H	71,585	Reliant Stadium (roof closed)	Grass	NA	12:03 p.m. CT	M. Schaub	B. Roethlisberger
Sun	10/9/11	L	20-25	Oakland	H	71,420	Reliant Stadium (roof closed)	Grass	NA	12:02 p.m. CT	M. Schaub	J. Campbell
Sun	10/16/11	L	14-29	Baltimore	A	71,154	M&T Bank Stadium	SportExe	72°	4:06 p.m. ET	M. Schaub	J. Flacco
Sun	10/23/11	W	41-7	Tennessee	A	69,143	LP Field	Grass	72°	12:02 p.m. CT	M. Schaub	M. Hasselbeck
Sun	10/30/11	W	24-14	Jacksonville	H	71,412	Reliant Stadium (roof open)	Grass	68°	12:02 p.m. CT	M. Schaub	B. Gabbert
Sun	11/6/11	W	30-12	Cleveland	H	71,511	Reliant Stadium (roof closed)	Grass	NA	12:03 p.m. CT	M. Schaub	C. McCoy
Sun	11/13/11	W	37-9	Tampa Bay	A	56,037	Raymond James Stadium	Grass	77°	1:02 p.m. ET	M. Schaub	J. Freeman
Sun	11/27/11	W	20-13	Jacksonville	A	62,004	EverBank Field	Grass	75°	1:03 p.m. ET	M. Leinart	B. Gabbert
Sun	12/4/11	W	17-10	Atlanta	H	71,545	Reliant Stadium (roof closed)	Grass	NA	12:03 p.m. ET	T. Yates	M. Ryan
Sun	12/11/11	W	20-19	Cincinnati	A	41,202	Paul Brown Stadium	FieldTurf	34°	1:02 p.m. ET	T. Yates	A. Dalton
Sun	12/18/11	L	13-28	Carolina	H	71,540	Reliant Stadium (roof closed)	Grass	NA	12:03 p.m. CT	T. Yates	C. Newton
Thu	12/22/11	L	16-19	Indianapolis	A	64,159	Lucas Oil Stadium (closed)	Artificial	NA	8:29 p.m. ET	T. Yates	D. Orlovsky
Sun	1/1/12	L	22-23	Tennessee	H	71,512	Reliant Stadium (roof closed)	Grass	NA	12:02 p.m. CT	T. Yates	M. Hasselbeck

YEAR-BY-YEAR RESULTS

2011 CONT.

Postseason (1-1 overall; AFC Divisional; 1-0 home; 0-1 away)

Day, Date	W/L	Score	Opponent	H/A/N	Attend.	Venue	Surface	Temp.	Kickoff Time	Hou. QB	Opp. QB
*Sat, 1/7/12	W	31-10	Cincinnati	H	71,725	Reliant Stadium (roof closed)	Grass	NA	3:35 p.m. CT	T. Yates	A. Dalton
#Sun, 1/15/12	L	13-20	Baltimore	A	71,547	M&T Bank Stadium	SportExe	31°	1:05 p.m. ET	T. Yates	J. Flacco

* - AFC Wild Card; # - AFC Divisional

2012

Head Coach: Gary Kubiak

Preseason (3-1)

Day, Date	W/L	Score	Opponent	H/A/N	Attend.	Venue	Surface	Temp.	Kickoff Time	Hou. QB	Opp. QB
Sat, 8/11/12	W	26-13	Carolina	A	69,002	Bank of America Stadium	Grass	78°	7:04 p.m. ET	M. Schaub	C. Newton
Sat, 8/18/12	W	20-9	San Francisco	H	71,196	Reliant Stadium (roof closed)	Grass	NA	7:07 p.m. CT	M. Schaub	A. Smith
Sat, 8/25/12	L	27-34	New Orleans	A	72,082	Mercedes-Benz Superdome	Series S5M	NA	7:06 p.m. CT	M. Schaub	D. Brees
Thu, 8/30/12	W	28-24	Minnesota	H	71,116	Reliant Stadium (roof closed)	Grass	NA	6:07 p.m. CT	J. Beck	J. Webb

Regular Season (12-4 overall; 1st AFC South; 6-2 home; 6-2 away)

Day, Date	W/L	Score	Opponent	H/A/N	Attend.	Venue	Surface	Temp.	Kickoff Time	Hou. QB	Opp. QB
Sun, 9/9/12	W	30-10	Miami	H	71,566	Reliant Stadium (roof closed)	Grass	NA	12:03 p.m. CT	M. Schaub	R. Tannehill
Sun, 9/16/12	W	27-7	Jacksonville	A	62,907	EverBank Field	Grass	83°	1:03 p.m. ET	M. Schaub	B. Gabbert
Sun, 9/23/12	W	31-25	Denver	A	76,566	Sports Authority at Mile High	Grass	84°	2:25 p.m. MT	M. Schaub	P. Manning
Sun, 9/30/12	W	38-14	Tennessee	H	71,581	Reliant Stadium (roof closed)	Grass	NA	12:03 p.m. CT	M. Schaub	J. Locker
Mon, 10/8/12	W	23-17	N.Y. Jets	A	79,088	MetLife Stadium	FieldTurf	52°	8:40 p.m. ET	M. Schaub	M. Sanchez
Sun, 10/14/12	L	24-42	Green Bay	H	71,702	Reliant Stadium (roof closed)	Grass	NA	7:30 p.m. CT	M. Schaub	A. Rodgers
Sun, 10/21/12	W	43-13	Baltimore	H	71,708	Reliant Stadium (roof closed)	Grass	NA	12:02 p.m. CT	M. Schaub	J. Flacco
Sun, 11/4/12	W	21-9	Buffalo	H	71,698	Reliant Stadium (roof closed)	Grass	NA	12:02 p.m. CT	M. Schaub	R. Fitzpatrick
Sun, 11/11/12	W	13-6	Chicago	A	62,410	Soldier Field	Grass	54°	7:31 p.m. CT	M. Schaub	J. Cutler
Sun, 11/18/12W,OT	43-37	Jacksonville	H	71,676	Reliant Stadium (roof closed)	Grass	NA	12:03 p.m. CT	M. Schaub	B. Gabbert	
Thu, 11/22/12W,OT	34-31	Detroit	A	64,827	Ford Field	Field Turf	NA	12:39 p.m. ET	M. Schaub	M. Stafford	
Sun, 12/2/12	W	24-10	Tennessee	A	69,143	LP Field	Grass	66°	12:02 p.m. CT	M. Schaub	J. Locker
Mon, 12/10/12	L	14-42	New England	A	68,756	Gillette Stadium	Field Turf	59°	8:40 p.m. ET	M. Schaub	T. Brady
Sun, 12/16/12	W	29-17	Indianapolis	H	71,702	Reliant Stadium (roof closed)	Grass	NA	12:02 p.m. CT	M. Schaub	A. Luck
Sun, 12/23/12	L	6-23	Minnesota	H	71,688	Reliant Stadium (roof closed)	Grass	NA	12:03 p.m. CT	M. Schaub	C. Ponder
Sun, 12/30/12	L	16-28	Indianapolis	A	66,957	Lucas Oil Stadium (closed)	Artificial	NA	1:02 p.m. ET	M. Schaub	A. Luck

Postseason (1-1 overall; AFC Divisional; 1-0 home; 0-1 away)

Day, Date	W/L	Score	Opponent	H/A/N	Attend.	Venue	Surface	Temp.	Kickoff Time	Hou. QB	Opp. QB
*Sat, 1/5/13	W	19-13	Cincinnati	H	71,738	Reliant Stadium (roof closed)	Grass	NA	3:35 p.m. CT	M. Schaub	A. Dalton
#Sun, 1/13/13	L	28-41	New England	A	68,756	Gillette Stadium	Field Turf	51°	4:40 p.m. ET	M. Schaub	T. Brady

* - AFC Wild Card; # - AFC Divisional

YEAR-BY-YEAR RESULTS

2013

Head Coach: Gary Kubiak

Preseason (3-1)

Day, Date	W/L	Score	Opponent	H/A/N	Attend.	Venue	Surface	Temp.	Kickoff Time	Hou. QB	Opp. QB
Fri, 8/9/13	W	27-13	Minnesota	A	62,306	Mall of America at HHH	Series S5M	NA	7:00 p.m. CT	M. Schaub	C. Ponder
Sat, 8/17/13	W	24-17	Miami	H	71,141	Reliant Stadium (roof closed)	Grass	NA	7:07 p.m. CT	M. Schaub	R. Tannehill
Sun, 8/25/13	L	23-31	New Orleans	H	71,611	Reliant Stadium (roof closed)	Grass	NA	3:10 p.m. CT	M. Schaub	D. Brees
Thu, 8/29/13	W	24-6	Dallas	A	76,856	AT&T Stadium	FieldTurf	NA	7:07 p.m. CT	C. Keenum	K. Orton

Regular Season (2-14 overall; 4th AFC South; 1-7 home; 1-7 away)

Day, Date	W/L	Score	Opponent	H/A/N	Attend.	Venue	Surface	Temp.	Kickoff Time	Hou. QB	Opp. QB
Mon, 9/9/13	W	31-28	San Diego	A	59,522	Qualcomm Stadium	Grass	70°	7:25 p.m. PT	M. Schaub	P. Rivers
Sun, 9/15/13	W	30-24	Tennessee	H	71,718	Reliant Stadium (roof closed)	Grass	NA	12:03 p.m. CT	M. Schaub	J. Locker
Sun, 9/22/13	L	9-30	Baltimore	A	71,168	M&T Bank Stadium	SportExe	73°	1:03 p.m. ET	M. Schaub	J. Flacco
Sun, 9/29/13	L,OT	20-23	Seattle	H	71,756	Reliant Stadium (roof closed)	Grass	NA	12:03 p.m. CT	M. Schaub	R. Wilson
Sun, 10/6/13	L	3-34	San Francisco	A	69,732	Candlestick Park	Grass	76°	5:34 p.m. PT	M. Schaub	C. Kaepernick
Sun, 10/13/13	L	13-38	St. Louis	H	71,104	Reliant Stadium (roof closed)	Grass	NA	12:03 p.m. CT	M. Schaub	S. Bradford
Sun, 10/20/13	L	16-17	Kansas City	A	74,118	Arrowhead Stadium	Grass	70°	3:26 p.m. CT	C. Keenum	A. Smith
Sun, 11/3/13	L	24-27	Indianapolis	H	71,778	Reliant Stadium (roof open)	Grass	60°	7:30 p.m. CT	C. Keenum	A. Luck
Sun, 11/10/13	L	24-27	Arizona	A	60,845	Univ. of Phoenix Stadium	Grass	NA	2:25 p.m. MT	C. Keenum	C. Palmer
Sun, 11/17/13	L	23-28	Oakland	H	71,726	Reliant Stadium (roof closed)	Grass	NA	12:03 p.m. CT	C. Keenum	M. McGloin
Sun, 11/24/13	L	6-13	Jacksonville	H	71,659	Reliant Stadium (roof closed)	Grass	NA	12:03 p.m. CT	C. Keenum	C. Henne
Sun, 12/1/13	L	31-34	New England	H	71,769	Reliant Stadium (roof open)	Grass	64°	12:02 p.m. CT	C. Keenum	T. Brady
Thu, 12/5/13	L	20-27	Jacksonville	A	60,414	EverBank Field	Grass	72°	8:29 p.m. ET	C. Keenum	C. Henne
Sun, 12/15/13	L	3-25	Indianapolis	A	65,470	Lucas Oil Stadium (closed)	FieldTurf	NA	1:02 p.m. ET	C. Keenum	A. Luck
Sun, 12/22/13	L	13-37	Denver	H	71,761	Reliant Stadium (roof open)	Grass	58°	12:02 p.m. CT	M. Schaub	P. Manning
Sun, 12/29/13	L	10-16	Tennessee	A	69,143	LP Field	Grass	53°	12:02 p.m. CT	M. Schaub	R. Fitzpatrick

2014

Head Coach: Bill O'Brien

Preseason (2-2)

Day, Date	W/L	Score	Opponent	H/A/N	Attend.	Venue	Surface	Temp.	Kickoff Time	Hou. QB	Opp. QB
Sat, 8/9/14	L	0-32	Arizona	A	60,540	Univ. of Phoenix Stadium	Grass	NA	5:37 p.m. MT	R. Fitzpatrick	C. Palmer
Sat, 8/16/14	W	32-7	Atlanta	H	71,644	NRG Stadium (roof closed)	Grass	NA	7:07 p.m. CT	R. Fitzpatrick	M. Ryan
Sat, 8/23/14	W	18-17	Denver	A	75,093	Sports Authority Field	Grass	75°	7:07 p.m. MT	R. Fitzpatrick	P. Manning
Thu, 8/28/14	L	13-40	San Francisco	H	71,408	NRG Stadium (roof closed)	Grass	NA	7:07 p.m. CT	C. Keenum	B. Gabbert

Regular Season (9-7 overall; 2nd AFC South; 5-3 home; 4-4 away)

Day, Date	W/L	Score	Opponent	H/A/N	Attend.	Venue	Surface	Temp.	Kickoff Time	Hou. QB	Opp. QB
Sun, 9/7/14	W	17-6	Washington	H	71,770	NRG Stadium (roof closed)	Grass	NA	12:03 p.m. CT	R. Fitzpatrick	R. Griffin
Sun, 9/14/14	W	30-14	Oakland	A	54,063	O.co Coliseum	Grass	67°	1:25 p.m. PT	R. Fitzpatrick	D. Carr
Sun, 9/21/14	L	17-30	N.Y. Giants	A	77,462	MetLife Stadium	UBU Series	70°	1:02 p.m. ET	R. Fitzpatrick	E. Manning
Sun, 9/28/14	W	23-17	Buffalo	H	71,756	NRG Stadium (roof closed)	Grass	NA	12:02 p.m. CT	R. Fitzpatrick	E. Manuel
Sun, 10/5/14	L,OT	17-20	Dallas	A	91,159	AT&T Stadium (roof closed)	FieldTurf	NA	12:03 p.m. CT	R. Fitzpatrick	T. Romo
Thu, 10/9/14	L	28-33	Indianapolis	H	71,787	NRG Stadium (roof closed)	Grass	NA	7:26 p.m. CT	R. Fitzpatrick	A. Luck
Mon, 10/20/14	L	23-30	Pittsburgh	A	56,375	Heinz Field	Grass	57°	8:30 p.m. ET	R. Fitzpatrick	B. Roethlisberger
Sun, 10/26/14	W	30-16	Tennessee	A	69,143	LP Field	Grass	73°	12:03 p.m. CT	R. Fitzpatrick	Z. Mettenberger
Sun, 11/2/14	L	21-31	Philadelphia	H	71,780	NRG Stadium (roof closed)	Grass	NA	12:03 p.m. CT	R. Fitzpatrick	N. Foles
Sun, 11/16/14	W	23-7	Cleveland	A	67,431	FirstEnergy Stadium	Grass	34°	1:03 p.m. ET	R. Mallett	B. Hoyer
Sun, 11/23/14	L	13-22	Cincinnati	H	71,777	NRG Stadium (roof open)	Grass	71°	12:02 p.m. CT	R. Mallett	A. Dalton
Sun, 11/30/14	W	45-21	Tennessee	H	71,714	NRG Stadium (roof open)	Grass	76°	12:02 p.m. CT	R. Fitzpatrick	Z. Mettenberger
Sun, 12/7/14	W	27-13	Jacksonville	A	61,070	EverBank Field	Grass	61°	1:03 p.m. ET	R. Fitzpatrick	B. Bortles
Sun, 12/14/14	L	10-17	Indianapolis	A	65,148	Lucas Oil Stadium (closed)	FieldTurf	NA	1:02 p.m. ET	R. Fitzpatrick	A. Luck
Sun, 12/21/14	W	25-13	Baltimore	H	71,771	NRG Stadium (roof closed)	Grass	NA	12:02 p.m. CT	C. Keenum	J. Flacco
Sun, 12/28/14	W	23-17	Jacksonville	H	71,777	NRG Stadium (roof closed)	Grass	NA	12:03 p.m. CT	C. Keenum	B. Bortles

YEAR-BY-YEAR RESULTS

2015

Head Coach: Bill O'Brien

Preseason (2-2)

Day, Date	W/L	Score	Opponent	H/	Attend.	Venue	Surface	Temp.	Kickoff Time	Hou. QB	Opp. QB
Sat, 8/15/15	W	23-0	San Francisco	H	71,403	NRG Stadium (roof closed)	Grass	NA	7:06 p.m. CT	B. Hoyer	C. Kaepernick
Sat, 8/22/15	L	10-14	Denver	H	71,533	NRG Stadium (roof closed)	Grass	NA	7:07 p.m. CT	R. Mallett	P. Manning
Sun, 8/30/15	W	27-13	New Orleans	A	72,998	Mercedes-Benz Superdome	UBU Series	75°	3:10 p.m. CT	B. Hoyer	D. Brees
Thu, 9/3/15	L	14-21	Dallas	A	85,067	AT&T Stadium	Artificial Turf	NA	7:07 p.m. CT	T. Savage	D. Vaughan

Regular Season (9-7 overall; 1st AFC South; 5-3 home; 4-4 away)

Day, Date	W/L	Score	Opponent	H/A/N	Attend.	Venue	Surface	Temp.	Kickoff Time	Hou. QB	Opp. QB
Sun, 9/13/15	L	20-27	Kansas City	H	71,776	NRG Stadium (roof closed)	Grass	NA	12:02 p.m. CT	B. Hoyer	A. Smith
Sun, 9/20/15	L	17-24	Carolina	A	73,254	Bank of America Stadium	Grass	88°	1:02 p.m. ET	R. Mallett	C. Newton
Sun, 9/27/15	W	19-9	Tampa Bay	H	71,718	NRG Stadium (roof closed)	Artificial Turf	NA	12:03 p.m. CT	R. Mallett	J. Winston
Sun, 10/4/15	L	21-48	Atlanta	A	69,904	Georgia Dome (roof closed)	Field Turf	NA	1:02 p.m. ET	R. Mallett	M. Ryan
Thu, 10/8/15	L	20-27	Indianapolis	H	71,732	NRG Stadium (roof closed)	Artificial Turf	NA	7:26 p.m. CT	R. Mallett	M. Hasselbeck
Sun, 10/18/15	W	31-20	Jacksonville	A	58,085	EverBank Field	Grass	73°	1:02 p.m. ET	B. Hoyer	B. Bortles
Sun, 10/25/15	L	26-44	Miami	A	65,251	Sun Life Stadium	Grass	84°	1:02 p.m. ET	B. Hoyer	R. Tannehill
Sun, 11/1/15	W	20-6	Tennessee	H	71,630	NRG Stadium (roof closed)	Artificial Turf	NA	12:02 p.m. CT	B. Hoyer	Z. Mettenberger
Mon, 11/16/15	W	10-6	Cincinnati	A	61,381	Paul Brown Stadium	UBU Series	53°	8:30 p.m. ET	B. Hoyer	A. Dalton
Sun, 11/22/15	W	23-7	N.Y. Jets	H	71,718	NRG Stadium (roof closed)	Artificial Turf	NA	12:02 p.m. ET	T. Yates	R. Fitzpatrick
Sun, 11/29/15	W	13-22	New Orleans	H	71,778	NRG Stadium (roof closed)	Artificial Turf	NA	12:02 p.m. CT	B. Hoyer	D. Brees
Sun, 12/6/15	L	21-45	Buffalo	A	68,544	Ralph Wilson Stadium	A-Turf Titan	47°	1:02 p.m. ET	B. Hoyer	T. Taylor
Sun, 12/13/15	L	13-27	New England	H	71,908	NRG Stadium (roof closed)	Artificial Turf	NA	7:31 p.m. CT	B. Hoyer	T. Brady
Sun, 12/20/15	W	10-17	Indianapolis	A	66,083	Lucas Oil Stadium (closed)	Artificial Turf	NA	1:02 p.m. ET	T. Yates	M. Hasselbeck
Sun, 12/27/15	W	25-13	Tennessee	A	62,153	Nissan Stadium	Artificial Turf	73°	12:02 p.m. CT	B. Weeden	Z. Mettenberger
Sun, 1/3/16	W	23-17	Jacksonville	H	71,899	NRG Stadium (roof closed)	Artificial Turf	NA	12:02 p.m. CT	B. Hoyer	B. Bortles

Postseason (0-1 overall; AFC Wild Card; 0-1 home)

Day, Date	W/L	Score	Opponent	H/A/N	Attend.	Venue	Surface	Temp.	Kickoff Time	Hou. QB	Opp. QB
Sat, 1/9/16	L	0-30	Kansas City	H	71,800	NRG Stadium (roof closed)	Artificial Turf	NA	3:35 p.m. CT	B. Hoyer	A. Smith

TEXANS ATTENDANCE RECORDS

TOP 10 HOME ATTENDANCE

Attendance	Date	Opponent	Result
71,908	12/13/15	New England	L, 27-6
71,899	1/3/16	Jacksonville	W, 30-6
71,787	10/9/14	Indianapolis	L, 33-28
71,780	11/2/14	Philadelphia	L, 31-21
71,778	11/29/15	New Orleans	W, 24-6
71,778	11/3/13	Indianapolis	L, 27-24
71,777	12/28/14	Jacksonville	W, 23-17
71,777	11/23/14	Cincinnati	L, 22-13
71,776	9/3/15	Kansas City	L, 27-20
71,771	12/21/14	Baltimore	W, 25-13

TOP 10 ROAD ATTENDANCE

Attendance	Date	Opponent	Result
91,159	10/5/14	Dallas	L, 20-17 (OT)
88,240	9/19/10	Washington	W, 30-27
79,088	10/8/12	N.Y. Jets	W, 23-17
78,843	11/21/10	N.Y. Jets	L, 30-27
78,485	11/5/06	N.Y. Giants	L, 14-10
77,875	12/5/04	N.Y. Jets	L, 29-7
77,462	9/21/14	N.Y. Giants	L, 30-17
77,433	9/26/04	Kansas City	W, 24-21
76,596	11/26/06	N.Y. Jets	L, 26-11
76,566	9/23/12	Denver	W, 31-25

OVERALL HOME ATTENDANCE (Regular season only)

Year	Games	Total	Average
2002	8	559,322	69,915
2003	8	563,748	70,468
2004	8	565,192	70,649
2005	8	562,397	70,300
2006	8	561,469	70,184
2007	8	564,159	70,520
2008	8	563,364	70,421
2009	8	564,864	70,608
2010	8	568,643	71,081
2011	8	571,969	71,496
2012	8	573,321	71,665
2013	8	573,271	71,659
2014	8	574,132	71,767
2015	8	574,159	71,769

OVERALL AWAY ATTENDANCE (Regular season only)

Year	Games	Total	Average
2002	8	502,400	62,800
2003	8	497,942	62,242
2004	8	544,857	68,107
2005	8	532,541	66,568
2006	8	524,974	65,622
2007	8	515,869	64,483
2008	8	512,254	64,032
2009	8	484,976	60,622
2010	8	539,982	67,498
2011	8	425,729	53,216
2012	8	540,654	67,582
2013	8	530,412	66,302
2014	8	541,851	67,732
2015	8	524,655	65,581

ALL-TIME SERIES TOTALS

TEXANS vs. THE NFL

Team	W	L	T	Pct.
Regular Season	97	127	0	.433
Home games	56	56	0	.500
Road games	41	71	0	.366
vs. AFC	74	94	0	.440
vs. NFC	23	33	0	.411
vs. AFC South	35	49	0	.417
vs. AFC East	14	15	0	.483
vs. AFC North	13	16	0	.448
vs. AFC West	12	14	0	.462
vs. NFC East	4	12	0	.250
vs. NFC North	6	6	0	.500
vs. NFC South	9	7	0	.563
vs. NFC West	4	8	0	.333
September	21	26	0	.447
October	23	30	0	.434
November	24	32	0	.429
December	26	36	0	.419
January	3	3	0	.500
Sunday	91	116	0	.440
Monday	4	5	0	.444
Thursday	2	5	0	.286
Saturday	0	1	0	.000
Postseason	2	3	0	.400
Reg. & Postseason	99	130	0	.432

TEXANS vs. THE AFC

Team	W	L	T	Pct.
vs. AFC South	35	49	0	.417
Indianapolis	5	23	0	.179
Jacksonville	17	11	0	.607
Tennessee	13	15	0	.464
vs. AFC East	14	15	0	.483
Buffalo	4	4	0	.500
Miami	7	1	0	.875
New England	1	5	0	.167
N.Y. Jets	2	5	0	.286
vs. AFC North	13	16	0	.448
Baltimore	2	6	0	.250
Cincinnati	4	4	0	.500
Cleveland	5	3	0	.625
Pittsburgh	2	3	0	.400
vs. AFC West	12	14	0	.462
Denver	2	3	0	.400
Kansas City	3	4	0	.429
Oakland	6	3	0	.667
San Diego	1	4	0	.200

TEXANS vs. THE NFC

Team	W	L	T	Pct.
vs. NFC East	4	12	0	.250
Dallas	1	3	0	.250
N.Y. Giants	1	3	0	.250
Philadelphia	0	4	0	.000
Washington	2	2	0	.500
vs. NFC North	6	6	0	.500
Chicago	3	0	0	1.000
Detroit	2	1	0	.667
Green Bay	1	2	0	.333
Minnesota	0	3	0	.000
vs. NFC South	9	7	0	.563
Atlanta	2	2	0	.500
Carolina	2	2	0	.500
New Orleans	2	2	0	.500
Tampa Bay	3	1	0	.750
vs. NFC West	4	8	0	.333
Arizona	1	2	0	.333
Los Angeles	1	2	0	.333
San Francisco	1	2	0	.333
Seattle	1	2	0	.333

ALL-TIME PRESEASON RESULTS

2002 (1-4)

Date	Opponent	Attendance	Result
8/5/02	N.Y. Giants*	22,461	L 34-17
8/10/02	at New Orleans	67,356	W 13-10
8/17/02	at Kansas City	73,506	L 19-9
8/24/02	Miami	69,432	L 24-3
8/30/02	Tampa Bay	68,371	L 17-13

*Canton, Ohio (Pro Football Hall of Fame Game)

2003 (0-4)

Date	Opponent	Attendance	Result
8/9/03	Denver	70,021	L 20-12
8/15/03	at Dallas	60,058	L 34-6
8/23/03	San Diego	70,007	L 19-17
8/28/03	at Tampa Bay	64,808	L 34-3

2004 (1-3)

Date	Opponent	Attendance	Result
8/14/04	Dallas	70,431	W 18-0
8/21/04	at Pittsburgh	56,028	L 38-3
8/27/04	at Denver	71,256	L 31-17
9/2/04	Tampa Bay	70,024	L 17-9

2005 (1-3)

Date	Opponent	Attendance	Result
8/13/05	Denver	70,016	L 20-14
8/20/05	Oakland	70,116	W 19-17
8/27/05	at Dallas	54,288	L 21-9
9/1/05	at Tampa Bay	63,591	L 38-14

2006 (3-1)

Date	Opponent	Attendance	Result
8/12/06	Kansas City	70,016	W 24-14
8/19/06	at St. Louis	65,391	W 27-20
8/27/06	at Denver	73,689	L 17-14
8/31/06	Tampa Bay	70,037	W 16-13

2007 (2-2)

Date	Opponent	Attendance	Result
8/11/07	Chicago	70,060	L 20-19
8/18/07	at Arizona	64,405	W 33-20
8/25/07	Dallas	70,512	W 28-16
8/30/07	at Tampa Bay	64,321	L 31-24

2008 (2-2)

Date	Opponent	Attendance	Result
8/9/08	Denver	70,020	W 19-16
8/16/08	at New Orleans	70,009	W 31-27
8/22/08	at Dallas	60,795	L 23-22
8/28/08	Tampa Bay	70,011	L 16-6

2009 (2-2)

Date	Opponent	Attendance	Result
8/15/09	at Kansas City	64,781	W 16-10
8/22/09	New Orleans	70,107	L 38-14
8/31/09	Minnesota	70,191	L 17-10
9/4/09	at Tampa Bay	63,831	W 27-20

2010 (1-3)

Date	Opponent	Attendance	Result
8/14/10	at Arizona	61,489	L 19-16
8/21/10	at New Orleans	70,025	L 38-20
8/28/10	Dallas	70,725	W 23-7
9/2/10	Tampa Bay	70,035	L 24-17

2011 (3-1)

Date	Opponent	Attendance	Result
8/15/11	N.Y. Jets	70,025	W 20-16
8/20/11	New Orleans	70,828	W 27-14
8/27/11	at San Francisco	69,732	W 30-7
9/1/11	at Minnesota	62,148	L 28-0

2012 (3-1)

Date	Opponent	Attendance	Result
8/11/12	at Carolina	69,002	W 26-13
8/18/12	San Francisco	71,196	W 20-9
8/25/12	at New Orleans	72,082	L 34-27
8/30/12	Minnesota	71,116	W 28-24

2013 (3-1)

Date	Opponent	Attendance	Result
8/9/13	at Minnesota	62,306	W 27-13
8/17/13	vs. Miami	71,141	W 24-17
8/25/13	vs. New Orleans	71,611	L 31-23
8/29/13	at Dallas	76,856	W 24-6

2014 (2-2)

Date	Opponent	Attendance	Result
8/9/14	at Arizona	60,540	L 32-0
8/16/14	vs. Atlanta	71,644	W 32-7
8/23/14	at Denver	75,093	W 18-17
8/28/14	vs. San Francisco	71,408	L 40-13

2015 (2-2)

Date	Opponent	Attendance	Result
8/15/15	vs. San Francisco	71,403	W 23-10
8/22/15	vs. Denver	71,533	L 14-10
8/30/15	at New Orleans	72,998	W 27-13
9/3/15	at Dallas	85,067	L 21-14

ALL-TIME PRESEASON RECORDS

TEAM

POINTS SCORED, GAME

Points	Date	Opponent	Attendance	W/L	Result
33	8/18/07	at Arizona	64,405	W	33-20
32	8/16/14	Atlanta	71,644	W	32-7
31	8/16/08	at New Orleans	70,009	W	31-27
30	8/27/11	at San Francisco	69,732	W	30-7
28	8/30/12	Minnesota	71,116	W	28-24
28	8/25/07	Dallas	70,512	W	28-16

POINTS ALLOWED, GAME

Points	Date	Opponent	Attendance	W/L	Result
40	8/28/14	San Francisco	71,408	L	40-13
38	8/21/04	at Pittsburgh	56,028	L	38-3
38	9/1/05	at Tampa Bay	63,591	L	38-14
38	8/22/09	New Orleans	70,107	L	38-14
38	8/21/10	at New Orleans	70,025	L	38-20

MOST RUSHING YARDS, GAME

Yards	Att.	TD	Opponent	Date
208	34	2	New Orleans	8/20/11
190	40	1	Dallas	8/29/13
187	32	1	Denver	8/27/04
174	39	1	Carolina	8/11/12
173	36	1	Dallas	8/28/10
173	41	3	Kansas City	8/12/06

MOST NET PASSING YARDS, GAME

Yards	Comp.	Att.	TD	Opponent	Date
355	32	49	1	New Orleans	8/25/13
316	28	53	2	Tampa Bay	9/2/10
306	31	44	2	at Minnesota	8/9/13
303	26	38	3	Miami	8/17/13
289	21	25	2	New Orleans	8/16/08

MOST TOTAL YARDS, GAME

Total	Rush	Pass	Opponent	Date
496	141	355	New Orleans	8/25/13
439	133	306	at Minnesota	8/9/13
436	208	228	New Orleans	8/20/11
417	101	316	Tampa Bay	9/2/10
417	172	245	at San Francisco	8/27/11

INDIVIDUAL

MOST RUSHING YARDS, GAME

Yards	Att.	TD	Player	Opponent	Date
114	13	2	J. Forsett	Minnesota	8/30/12
110	8	1	A. Foster	Dallas	8/28/10
107	19	0	C. Wood	at Dallas	8/29/13
95	9	1	B. Tate	New Orleans	8/20/11
92	11	2	V. Morency	St. Louis	8/19/06

MOST PASSING YARDS, GAME

Yards	Att.	Comp.	TD	Player	Opponent	Date
213	26	15	0	M. Schaub	New Orleans	8/25/13
205	15	22	2	D. Carr	San Diego	8/23/03
197	9	16	2	R. Grossman	Tampa Bay	9/4/09
194	18	15	1	M. Schaub	New Orleans	8/25/12
187	14	16	2	M. Schaub	New Orleans	8/16/08

MOST RECEIVING YARDS, GAME

Yards	Rec.	TD	Player	Opponent	Date
148	3	1	J. Jones	Tampa Bay	9/4/09
131	7	0	A. Johnson	New Orleans	8/25/13
100	4	0	A. Johnson	New Orleans	8/20/11
100	6	1	K. Walter	New Orleans	8/16/08
97	4	0	G. Graham	New Orleans	8/25/12

ALL-TIME ALPHABETIC ROSTER

^ DENOTES DRAFT PICK

A

47 Abbate, Jon, LB, Wake Forest, 2007
 78 Aboushi, Oday, G, Virginia, 2015
 74 Adams, Aaron, T, Eastern Kentucky, 2015
 70 Adams, Jeff, T, Columbia, 2014-15
 52 ^Adibi, Xavier, LB, Virginia Tech, 2008-10
 59 Acholonu, D.D., LB, Washington St., 2004
 54 Alexander, Mister, ILB, Florida St., 2011-12
 22 Alexander, Roc, CB, Washington, 2006-07
 20 Allen, James, RB, Oklahoma, 2002
 30 Allen, Jason, CB, Tennessee, 2010-11
 50 ^Anderson, Charlie, LB, Mississippi, 2004-07
 14/89 ^Anderson, David, WR, Colorado St., 2006-11
 27 ^Anderson, Jason, RB, South Dakota, 2004-05
 96 Anderson, Mark, DE, Alabama, 2010
 91 Ankrah, Jason, OLB, Nebraska, 2014-15
 88 Armstrong, Derick, WR, Arkansas-Monticello, 2003-05
 37 Aubrey, Josh, S, Stephen F. Austin, 2014
 61 Austin, Thomas, C, Clemson, 2011

B

93 ^Babin, Jason, LB, Western Michigan, 2004-06
 22 Ball, Alan, CB, Illinois, 2012
 39 ^Ballentine, Lonnie, S, Memphis, 2014-15
 12 Banks, Tony, QB, Michigan St., 2002-05
 34 ^Barber, Dominique, FS, Minnesota, 2008-11
 51 Barber, Shawn, LB, Richmond, 2007
 67 Barry, Kevin, T, Arizona, 2007
 98 ^Barwin, Connor, DE/OLB, Cincinnati, 2009-12
 47 ^Baxter, Jarrod, FB, New Mexico, 2002-04
 12 Beck, John, QB, BYU, 2012
 68 Bedell, Brad, T, Colorado, 2006
 33 Bell, Jason, CB, UCLA, 2002-05
 57 Bell, Marcus, LB, Arizona, 2004
 32 ^Bennett, Fred, CB, South Carolina, 2007-09
 57 Bentley, Kevin, LB, Northwestern, 2008-10
 50 Bing, Darnell, LB, USC, 2010
 88 Black, Avion, WR, Tennessee St., 2002
 71 Black, Jordan, T, Notre Dame, 2007
 90 Blade, Willie, DE, Mississippi St., 2002
 28 ^Blue, Alfred, RB, LSU, 2014-15
 16 ^Bonner, Alan, WR, Jacksonville St, 2013-15
 28 Boulware, Michael, S, Florida St., 2007
 34 Bouye, A.J., CB, Central Florida, 2013-15
 71 Boselli, Tony, T, USC, 2002
 7 Boyd, Shane, QB, Kentucky, 2007
 85 Bradford, Corey, WR, Jackson St., 2002-05
 50 Braman, Bryan, OLB, West Texas A&M, 2011-13
 65 Brisiel, Mike, G, Colorado State, 2007-11
 79 ^Brooks, Brandon, G, Miami (Oh.) 2012-15
 24 ^Brown, C.C., SS, Louisiana-Lafayette, 2005-08
 22 Brown, Chris, RB, Colorado, 2008-09
 76 ^Brown, Duane, T, Virginia Tech, 2008-15
 24 Brown, Eric, SS, Mississippi St., 2002-04
 48 Brown, Kourtnei, LB, Clemson, 2015
 3 Brown, Kris, K, Nebraska, 2002-09
 67 ^Brown, Milford, G, Florida St., 2002-05
 22 Brown, Ronnie, RB, Auburn, 2014
 33 Brown, Stevie, S, Michigan, 2015
 98 Browner, Keith, DE, California, 2014
 87 Bruener, Mark, TE, Washington, 2004-08
 31 Buchanan, Phillip, CB, Miami (FL), 2005-06
 4 ^Bullock, Randy, K, Texas A&M, 2012-15
 53 Bullough, Max, ILB, Michigan State, 2014-15
 79 Bulman, Tim, DT, Boston College, 2006-11

22

^Burns, Curry, FS, Louisville, 2003
 40 Busing, John, FS, Miami (OH), 2009
 78 Butler, Rashad, T, Miami, 2007-12
 89 Byrne, Jake, TE, Wisconsin, 2013

C

62 ^Caldwell, Antoine, C/G, Alabama, 2009-12
 36 ^Carmichael, Roc, CB, Virginia Tech, 2011-12
 8 ^Carr, David, QB, Fresno St., 2002-06
 59 Carroll, Travis, LB, Florida, 2003
 36 Carter, Chris, FS, Texas, 2002
 86 ^Casey, James, TE/FB, Rice, 2009-12
 59 Chamberlin, Frank, LB, Boston College, 2005
 74 Clabo, Tyson, T, Wake Forest, 2014
 74 Clark, Chris, T, Southern Mississippi, 2015
 55 Clark, Danny, LB, Illinois, 2007
 1 Clemens, Kellen, QB, Oregon, 2011
 50 Clemons, Charlie, LB, Georgia, 2003
 58 ^Cliett, Reshard, ILB, South Florida, 2015
 90 ^Clowney, Jadeveon, OLB, South Carolina, 2014-15
 40 Clutts, Tyler, FB, Fresno State, 2012
 60/96 Cochran, Earl, DE, Alabama State, 2006-08
 95 Cody, Shaun, DT/NT, USC, 2009-12
 64 Coleman, Jasper, DE, William & Mary, 2015
 42 Coleman, Marcus, CB, Texas Tech, 2002-05
 53 Coley, Kevis, LB, Southern Mississippi, 2008
 49 Collins, Cameron, LB, Oregon State, 2012
 45 Comella, Greg, FB, Stanford, 2003
 43 Cook, Jameel, FB, Illinois, 2006-07
 95 ^Covington, Christian, NT, Rice, 2015
 40 Cox, Curome, S, Maryland, 2007
 93 ^Crick, Jared, DE, Nebraska, 2012-15
 56 ^Cushing, Brian, LB/ILB, USC, 2009-15

D

75 Dalton, Lionel, DT, Eastern Michigan, 2006
 2 Daniels, B.J., QB, South Florida, 2015
 81 ^Daniels, Owen, TE, Wisconsin, 2006-13
 11 Davis, André, WR, Virginia Tech, 2007-10
 37 ^Davis, Domanick, RB, LSU, 2003-06
 90 Davis, Jason, DE, West Virginia, 2003, 2005
 2 Davis, Jace, WR, Northern Colorado, 2015
 87 Dawson, JaJuan, WR, Tulane, 2002
 36 Dayne, Ron, RB, Wisconsin, 2006-07
 61 Deaderick, Brandon, NT, Alabama, 2015
 95 DeLoach, Jerry, DE, California, 2002-05
 17 Delhomme, Jake, QB, La.-Lafayette, 2011
 39/27 Demps, Quintin, SS, UTEP, 2010-12, 2015
 47 Demps, Will, FS, San Diego State, 2007-08
 81 Denham, Anthony, TE, Utah, 2014-15
 77 Denney, Ryan, DE, BYU, 2010
 28 Dennis, Pat, CB, La.-Monroe, 2002-03
 50 Dent, Akeem, ILB, Georgia, 2014-15
 19 ^Dickerson, Dorin, WR, Pittsburgh, 2010
 54/91 ^Diles, Zac, LB, Kansas State, 2007-10, 14
 25 Dobbins, Tim, ILB, Iowa State, 2011-13
 66 Dorsey, Char-ron, T, Florida St., 2002
 85 Dreessen, Joel, TE, Colorado State, 2007-11
 40 Drummond, Kurtis, S, Michigan State, 2015
 92 Dunn, Brandon, DT, Louisville, 2015

E

26 ^Earl, Glenn, SS, Notre Dame, 2004-07
 33 Echemandu, Adimchinobi, RB, California, 2007
 35 Evans, Leomont, SS, Clemson, 2002
 54 Evans, Troy, LB, Cincinnati, 2002-06

F

38 ^Faggins, DeMarcus, CB, Kansas St., 2002-08
 73 Feiler, Matt, T, Bloomsburg, 2015
 78 Ferentz, James, C, Iowa, 2015
 25 Ferguson, Nick, SS, Georgia Tech, 2008-09
 87 ^Fiedorowicz, C.J., TE, Iowa, 2014-15
 94 Finau, Tevita, DE, Utah, 2015
 14 Fitzpatrick, Ryan, QB, Harvard, 2014
 58 Flanagan, Mike, C, UCLA, 2006-07
 21 Fletcher, Jamar, CB, Wisconsin, 2007
 93 Flowers, Erik, LB, Arizona St., 2002
 58 Foley, Steve, LB, La.-Monroe, 2003
 56 Foreman, Jay, LB, Nebraska, 2002-04
 28 Forsett, Justin, RB, California, 2012
 23/27/37 Foster, Arian, RB, Tennessee, 2009-15
 45 Fox, Keyaron, LB, Georgia Tech, 2012
 75 ^Frye, Brandon, T, Virginia Tech, 2007

G

35 Gado, Samkon, RB, Liberty, 2006
 86 ^Gaffney, Jabar, WR, Florida, 2002-05
 7 Garcia, Jeff, QB, San Jose State, 2011
 66 Gardner, Andrew, T, Georgia Tech, 2011-13
 25 Garrett, Kevin, CB, SMU, 2006
 31 Glenn, Aaron, CB, Texas A&M, 2002-04
 52 Gooden, Tavares, LB, Miami, 2013
 70 Graham, DeMingo, G, Hofstra, 2002
 88 ^Graham, Garrett, TE, Wisconsin, 2010-15
 37 Graham, Ray, RB, Pittsburgh, 2013
 17 Graham, Shayne, K, Virginia Tech, 2012
 30 Green, Ahman, RB, Nebraska, 2007-08
 90 ^Green, Howard, DT, LSU, 2002
 58 Greenhouse, Isaiah, LB, Northwestern St., 2010
 56 Greenwood, Morlon, LB, Syracuse, 2005-08
 84 ^Griffin, Ryan, TE, Connecticut, 2013-15
 45 Griffith, Justin, FB, Mississippi State, 2010
 43 Grimes, Jonathan, RB, William & Mary, 2012-15
 5 Grossman, Rex, QB, Florida, 2009

H

29 ^Hal, Andre, CB, Vanderbilt, 2014-15
 72 Hall, Barry, T, Middle Tennessee St., 2002
 81 Harris, Atnaf, WR, CS-Northridge, 2002
 26 ^Harris, Brandon, CB, Miami, 2011-13
 82 Harris, Clark, TE, Rutgers, 2008
 91 Harris, Ra'Shon, NT, Oregon, 2012
 68 Harris, Ryan, T, Notre Dame, 2012-13
 31 ^Harrison, Brandon, S, Stanford, 2007-08
 2 Hartmann, Brett, P, Central Michigan, 2011
 34 Hebert, Kyries, FS, La.-Lafayette, 2002
 27 Henry, Chris, RB, Arizona, 2009
 75 Herndon, Jimmy, T, Houston, 2002-03
 87 ^Hill, Anthony, TE, North Carolina St., 2009-10
 94 ^Hill, Charles, DT, Maryland, 2002
 63/55/57 ^Hodgdon, Drew, C, Arizona St., 2005-07
 16 ^Holliday, Trindon, WR, LSU, 2010-12
 25 ^Hollings, Tony, RB, Georgia Tech, 2003-05
 89 Holloway, Jabari, TE, Notre Dame, 2002-03
 10 ^Hopkins, DeAndre, WR, Clemson, 2013-15
 29 Horton, Jason, CB, North Carolina A&T, 2007
 7 Hoyer, Brian, QB, Michigan State, 2015
 33 Hunt, Akeem, RB, Purdue, 2015
 72 Hunter, David, DE, Houston, 2012
 34 Hutchins, Von, CB, Mississippi, 2006-07

I

87 Insley, Trevor, WR, Nevada-Reno, 2002
 94 Ioane, Junior, DT, Arizona State, 2003-05

ALL-TIME ALPHABETIC ROSTER

J		82	^Martin, Keshawn, WR, Michigan State, 2013-15
25	^Jackson, Kareem, CB, Alabama, 2010-15	99	Martin, Steve, DT, Missouri, 2003
62	Jackson, Scott, T, BYU, 2006-08	90	Martin, Terrance, DT, North Carolina St., 2003
53	James, Bradie, LB, LSU, 2012	17	Martinez, Glenn, WR, Saginaw Valley, St., 2009
31	James, Charles, CB, Charleston Southern, 2015	82	Mason, Derrick, WR, Michigan State, 2011
96/99	Jamison, Tim, DE, Michigan, 2009-14	13	^Mathis, Jerome, WR, Hampton, 2005-07
18	Jean, Lestar, WR, Florida Atlantic, 2011-13	53	Mays, Joe, ILB, North Dakota State, 2013
54	Jefferson, Willie, OLB, Stephen F. Austin, 2013	21/41	^McCain, Brice, CB, Utah, 2009-13
84	Jenkins, Darnell, WR, Miami, 2008	51	McClain, Jimmy, LB, Troy, 2002-03
80	^Johnson, Andre, WR, Miami, 2003-14	97	McClain, Terrell, NT, South Florida, 2012-13
89	Johnson, Bryant, WR, Penn State, 2011	95	McClover, Stanley, DE, Auburn, 2008
13	Johnson, Damaris, WR, Tulsa, 2014-15	29	McCree, Marlon, FS, Kentucky, 2003-04
28	Johnson, Dennis, RB, Arkansas, 2013	80	McDermott, Sean, TE/LS, Kansas, 2002
25	Johnson, Derrick, CB, Washington, 2006	69	McDonald, Andrew, T, Indiana, 2015
30	^Johnson, Kevin, CB, Wake Forest, 2015	89	McFarland, Mike, TE, South Florida, 2015
96	Johnson, Thomas, DT, Middle Tenn. State, 2006	22	^McManis, Sherrick, CB, Northwestern, 2010-11
75/99	^Johnson, Travis, DT, Florida St., 2005-08	28	McKenzie, Chris, CB, Arizona St., 2005-06
8	Johnson, Will, P, Texas St., 2015	55	^McKinney, Benardrick, ILB, Mississippi St., 2015
60	^Jones, Ben, C, Georgia, 2012-15	76	McKinney, Steve, C, Texas A&M, 2002-07
5	Jones, Donnie, P, LSU, 2012	98	McLeod, Cam, DE, Ohio, 2015
18	Jones, Dwaune, WR, Richmond, 2002	59	^Mercilus, Whitney, LB, Illinois, 2012-15
73	Jones, Garrick, T, Arkansas St., 2003-04	82	Miller, Billy, TE, USC, 2002-04
33	Jones, Greg, FB, Florida St., 2013	92	^Mitchell, Earl, DT, Arizona, 2010-13
12	^Jones, Jacoby, WR, Lane College, 2007-11	59	Mitchell, Keith, LB, Texas A&M, 2002
83	^Joppru, Bennie, TE, Michigan, 2003-05	64	Moala, Fili, DE, South Carolina, 2015
25	Joseph, Johnathan, CB, South Carolina, 2011-15	21	Moats, Ryan, RB, Louisiana Tech, 2008-09
		54/90	Mohamed, Mike, ILB, California, 2013-15
		28	^Molden, Antwaun, CB, Eastern Kentucky, 2008-10
K		57	Monk, Quincy, LB, North Carolina, 2004
94	Kalu, N.D., DE Rice, 2006-08	57	^Montgomery, Sam, DE, LSU, 2013
39	Karim, Deji, RB, Southern Illinois, 2013	43	Moore, Corey, S, Georgia, 2015
60	Keathley, Michael, G, TCU, 2003	26	Moore, Rahim, FS, UCLA, 2015
7	Keenum, Case, QB, Houston, 2013-14	34	^Morency, Vernand, RB, Oklahoma St., 2005-06
53	Keglar, Stanford, LB, Purdue, 2010	11	Morgan, Donovan, WR, La.-Lafayette, 2005
88	Kent, Rashod, TE, Rutgers, 2003	77	Morris, Darius, G, Temple, 2011
31	^Keo, Shiloh, S, Idaho, 2011-14	26	Morris, Darryl, CB, Texas State, 2014-15
53	Kershaw, William, LB, 2007	84	Moses, J.J., WR, Iowa State, 2003-04
78	Killings, Cedric, DT, Carson-Newman, 2006-07	84	Moulds, Eric, WR, Mississippi State, 2006
62	Kupper, Alex, C, Louisville, 2013	12	^Mumphrey, Keith, WR, Michigan State, 2015
64	Kush, Eric, C, California (Pa.), 2015	83	Murphy, Frank, WR, Kansas St., 2002
		81	Murphy, Matt, TE, Maryland, 2003-05
		55	Myers, Chris, C, Miami, 2008-14
L		N	
19	Labhart, Travis, WR, Texas A&M, 2015	57/72	Nading, Jesse, DE, Colorado St., 2008-12
58	Lamar, Jason, LB, Toledo, 2002	16	Nall, Craig, QB, Northwestern St. (La.), 2008
63	Lamm, Kendall, T, Appalachian State, 2015	69	Neild, Chris, NT, West Virginia, 2015
44	Leach, Vonta, FB, East Carolina, 2006-10	64	Newell, Mike, C, Colorado St., 2002
9	Lechler, Shane, P, Texas A&M, 2013-15	75	^Newton, Derek, T, Arkansas St., 2011-15
86	Lee, Khari, TE, Bowie St., 2015	92	^Nix III, Louis, NT, Notre Dame, 2014-15
9/11	Leinart, Matt, QB, USC, 2010-11	53	Nixon, David, LB, BYU, 2010
17	Lemon, Alec, WR, Syracuse, 2013	33	^Nolan, Troy, FS, Arizona State, 2009-12
97	Lewis, Damione, DT, Miami, 2010	44	Norris, Moran, FB, Kansas, 2002-05
86	Lewis, Derrick, WR, San Diego State, 2006	8	Novak, Nick, K, Maryland, 2015
84	Lewis, Jermaine, WR, Maryland, 2002	17	Nwachukwu, EZ, WR, Texas A&M, 2015
21	Lewis, Kendrick, S, Mississippi, 2014		
6	Lewis, Thad, QB, Duke, 2014	O	
20	^Lord, Jammal, FS, Nebraska, 2004-05	27	Ogbonnaya, Chris, RB, Texas, 2011
62	Lorenti, Chris, C, Central Florida, 2002-03	99	Ogunleye, Adewale, DE, Indiana, 2010
33	^Lundy, Wali, RB, Virginia, 2006	97	^Okam, Frank, DT, Texas, 2008-10
64	Lynch, Ben, C, California, 2003	91	^Okoye, Amobi, DT, Louisville, 2007-10
		42	Opurum, Toben, RB, Kansas, 2013
M		7	Orlovsky, Dan, QB, Connecticut, 2009-10
43	Mack, Elbert, CB, Troy, 2013-14	53	Orr, Shantee, LB, Michigan, 2003-06
34	Mack, Stacey, RB, Temple, 2003	79	Overhauser, Chad, G, UCLA, 2002
95	Maddox, Anthony, DT, Delta State, 2006-07	57	^Ozougwu, Cheta, OLB, Rice, 2011
15	Maehl, Jeff, WR, Oregon, 2011		
15	Mallett, Ryan, QB, Arkansas, 2014-15		
97	Malone, Alfred, DE, Troy, 2005-06		
65	Mancz, Greg, C, Toledo, 2015		
38	Manning, Danieal, S, Abilene Christian, 2011-14		
57	Manning, Roy, LB, Michigan, 2006		

P	
97	^Pagan, Jeffrey, DE, Alabama, 2014-15
27	Parks, Terrance, DB, Florida St., 2015
38	Parson, Mark, CB, Ohio, 2009
91	Payne, Seth, DT, Cornell, 2002-06
71	Pearson, Mike, T, Florida, 2006
98	^Peek, Antwan, LB, Cincinnati, 2003-06
52	Peters, Brian, ILB, Northwestern, 2015
96	Pettinato, Dan, DE, Arizona, 2015
55	Pettway, Kenneth, LB, Grambling St., 2005
94	Pickett, Ryan, NT, Ohio State, 2014
48	Pittman, Bryan, LS, Washington, 2003-09
42	Pittman, David, CB, Northwestern St. (La.), 2008
69	^Pitts, Chester, G/T, San Diego St., 2002-09
35	Pleasant, Eddie, S, Oregon, 2012-15
22	Polk, Chris, RB, Washington, 2015
51	Polk, DaShon, LB, Arizona, 2004-05
31	Pollard, Bernard, SS, Purdue, 2009-10
5	Porter, Quinton, QB, Boston College, 2006
98	Posey, Jeff, LB, So. Mississippi, 2002
11	^Posey, DeVier, WR, Ohio State, 2012-14
95	Powe, Jerrrell, NT, Mississippi, 2014
88	Putzier, Jeb, TE, Boise State, 2007
45	^Prosch, Jay, FB, Auburn, 2014-15
Q	
77	^Quessenberry, David, G, San Jose State, 2013-15
29	^Quin, Glover, CB/S, New Mexico, 2009-12
11	Quinn, Mike, QB, Stephen F. Austin, 2002-03
R	
4	Rackers, Neil, K, Illinois, 2010-11
15/4	^Ragone, Dave, QB, Louisville, 2003-05
68	Randall, Greg, T, Michigan State, 2003
58	^Reed, Brooks, OLB, Arizona, 2011-14
20	Reed, Ed, FS, Miami, 2013
35	Reeves, Jacques, CB, Purdue, 2008-09
70	Reyes, Tutan, G, Mississippi, 2009
27	Richardson, Matteredal, CB, Arkansas, 2008
68	Riley, Victor, T, Auburn, 2005
84	Rivers, Marcellus, TE, Oklahoma St., 2005
66	Robinson, Deljuan, DT, Mississippi State, 2008-09
23	^Robinson, Dunta, CB, South Carolina, 2004-09
20	Rogers, Justin, CB, Richmond, 2013
20	Rolle, Jumal, CB, Catawba, 2014-15
18	Rosenfels, Sage, QB, Iowa State, 2006-08
30	Routt, Stanford, CB, Houston, 2012
42	Russell, Brian, FS, San Diego State, 2009
83	Rutledge, Rod, TE, Alabama, 2002
97/54	Ruud, Barrett, ILB, Nebraska, 2012
59	^Ryans, DeMeco, LB, Alabama, 2006-11

ALL-TIME ALPHABETIC ROSTER

S

66/74 Salaam, Ephraim, T, San Diego State, 2006-10
 21 Sanders, Lewis, CB, Maryland, 2005-06
 37 Sapp, Cecil, RB, Colorado State, 2008
 91 Sapp, Ricky, OLB, Clemson, 2013-14
 3 ^Savage, Tom, QB, Pittsburgh, 2014-15
 65 Schau, Ryan, G, Illinois, 2002
 8 Schaub, Matt, QB, Virginia, 2007-13
 29 Scott, Guss, S, Florida, 2006
 92 Sears, Corey, DE, Mississippi St., 2002-04
 55 Sharper, Jamie, LB, Virginia, 2002-04
 51 ^Sharpton, Darryl, LB, Miami (Fla.), 2010-13
 19 Shepherd, Edell, WR, San Jose State, 2006
 67 Sheppard, Malcolm, DT, Arkansas, 2010
 18 Shorts III, Cecil, WR, Mount Union, 2015
 30/22 Simmons, Jason, CB/S, Arizona St., 2002-07
 51 Simon, John, OLB, Ohio State, 2014-15
 62 Slade, Chad, G, Auburn, 2015
 20 ^Slaton, Steve, RB, West Virginia, 2008-11
 79 Slechta, Jeremy, DT, Nebraska, 2003
 47 Smelley, Brad, FB, Alabama, 2013 94
 94 Smith, Antonio, DE, Oklahoma St., 2009-13
 90 Smith, D.J., OLB, Appalachian State, 2013
 99 Smith, Robaire, DE, Michigan St., 2004-05
 71 ^Smith, Shelley, G, Colorado State, 2010-11
 74 Smith, Wade, G, Memphis, 2010-13
 32 Spann, Chad, RB, Northern Illinois, 2013
 68 Spears, Marcus, T, Northwestern St., 2004
 77 ^Spencer, Charles, T, Pittsburgh, 2006-07
 78 Spikes, Cameron, G/T, Texas A&M, 2002
 40 Stansbury, Ed, FB, UCLA, 2002
 7 Stanley, Chad, P, Stephen F. Austin, 2002-06
 29 Starling, Jawanza, FS, USC, 2013
 17 Starling, Kendrick, WR, San Jose St., 2004
 26 Stevens, Matt, FS, Appalachian St., 2002-03
 68 Stevenson, Dan, G, Notre Dame, 2008
 42 Stone, Michael, FS, Memphis, 2006
 11 ^Strong, Jaelen, WR, Arizona St., 2015
 84 Stross, Trey, WR, Iowa, 2010
 64 ^Studdard, Kasey, G, Texas, 2007-11
 71 ^Su'a-Filo, Xavier, G, UCLA, 2014-15
 48 Supernaw, Phillip, TE, Ouachita Baptist, 2013
 36 ^Swearinger, D.J., SS, South Carolina, 2013-14
 2 ^Symons, B.J., QB, Texas Tech, 2004

T

52 Tarpinian, Jeff, ILB, Iowa, 2013-15
 43/44 Tate, Ben, RB, Auburn, 2010-13
 27 Taylor, Chris, RB, Indiana, 2006-07
 77 Thomas, Tarlos, T, Florida St., 2002
 44 Thompson, Carlos, OLB, Mississippi, 2015
 51 Thompson, Chaun, LB, West Texas A&M, 2008-09
 28 Tillman, Travares, FS, Georgia Tech, 2003
 82 Toliver, Terrence, WR, LSU, 2011
 47 Trail, Lynden, OLB, Norfolk St., 2015
 66 Treadwell, Joseph, T, Louisiana-Monroe, 2015
 57 Tuggle, Justin, LB, Kansas State, 2013-15
 1 Turk, Matt, P, Wisconsin-Whitewater, 2007-11

V

10 Van Pelt, Bradlee, QB, Colorado St., 2006
 21 Vaughn, Darrick, CB, S.W. Texas St., 2003
 47 Vickers, Lawrence, FB, Colorado, 2011
 27 Victorian, Josh, CB, Louisiana Tech, 2013

W

71 Wade, Todd, T, Mississippi, 2004-05
 37 Walker, Darius, RB, Notre Dame, 2007

96 Walker, Gary, DE, Auburn, 2002-05
 40 Walker, John, FS, USC, 2006
 41/22 ^Walker, Ramon, SS, Pittsburgh, 2002-05
 30 Wall, Jamar, CB, Texas Tech, 2010
 85/83 Walter, Kevin, WR, Eastern Michigan, 2006-12
 74 Walter, Tyson, G, Ohio State, 2005
 78 ^Wand, Seth, T, N.W. Missouri St., 2003-05
 32 Ward, Derrick, RB, Ottawa (Kan.), 2010-11
 85 Washington, Nate, WR, Tiffin, 2015
 77 Washington, Todd, C/G, Virginia Tech, 2004-05
 49 Washington Jr., Tony, OLB, Oregon, 2015
 99 ^Watt, J.J., DE, Wisconsin, 2011-15
 61/70 ^Weary, Fred, G, Tennessee, 2002-07
 92/98 Weaver, Anthony, DE, Notre Dame, 2006-08
 5 Weeden, Brandon, QB, Oklahoma St., 2015
 46 Weeks, Jon, LS, Baylor, 2010-15
 32 ^Wells, Jonathan, RB, Ohio St., 2002-05
 63 White, Chris, C, Southern Mississippi, 2007-09
 67 White, Cody, G, Illinois State, 2012-15
 72 Wiegert, Zach, T, Nebraska, 2003-06
 75 Wilfork, Vince, NT, Miami (Fla.), 2015
 73 ^Williams, Brennan, T, North Carolina, 2013
 86 Williams, Harry, WR, Tuskegee, 2007-08
 41 Williams, Jimmy, CB, Vanderbilt, 2008
 23 Williams, Kevin, FS, Oklahoma St., 2002
 90 ^Williams, Mario, DE, N.C. State, 2006-11
 42 Williams, Torri, SS, Purdue, 2010
 54 ^Williams, Trevardo, OLB, Connecticut, 2013
 26 Wilson, Eugene, FS, Illinois, 2008-10
 58 Winborn, Jamie, LB, Vanderbilt, 2009
 73 ^Winston, Eric, T, Miami, 2006-11
 72 Witzmann, Bryan, T, South Dakota St., 2015
 52 Wong, Kailee, LB, Stanford, 2002-06
 41 Wood, Cierre, RB, Notre Dame, 2013
 97 Worthen, Shawn, DT, TCU, 2002
 13 Worthy, Chandler, WR, Troy, 2015
 43 Wright, Kenny, CB, Northwestern St., 2002-04
 25 Wynn, Dexter, CB, Colorado State, 2006-07

Y

13/6 ^Yates, T.J., QB, North Carolina, 2011-13, 2015
 73 Yeatman, Will, T, Maryland, 2014
 74 Young, Ryan, T, Kansas St., 2002

Z

92 Zgonina, Jeff, DT, Purdue, 2007-09

ALL-TIME NUMERIC ROSTER

- 1 Turk, Matt, P, Wisconsin Whitewater, 2007-11
Clemens, Kellen, QB, Oregon, 2011
- 2 Daniels, B.J., QB, South Florida, 2015
Davis, Jace, WR, Northern Colorado, 2015
Hartmann, Brett, P, Central Michigan, 2011
Symons, B.J., QB, Texas Tech, 2004
- 3 Savage, Tom, QB, Pittsburgh, 2014-15
Brown, Kris, K, Nebraska, 2002-09
- 4 Bullock, Randy, K, Texas A&M, 2012-15
Rackers, Neil, K, Illinois, 2010-11
Ragone, Dave, QB, Louisville, 2003-04
(Ragone also wore # 15)
- 5 Weeden, Brandon, QB, Oklahoma St., 2015
Jones, Donnie, P, LSU, 2012
Grossman, Rex, QB, Florida, 2009
- 6 Yates, T.J., QB, North Carolina, 2015
(Yates also wore #13)
Worthy, Chandler, WR, Troy, 2015
Lewis, Thad, QB, Duke, 2014
- 7 Hoyer, Brian, QB, Michigan State, 2015
Keenum, Case, QB, Houston, 2013-14
Garcia, Jeff, QB, San Jose State, 2011
Orlovsky, Dan, QB, Connecticut, 2009-10
Boyd, Shane, QB, Kentucky, 2007
Stanley, Chad, P, Stephen F. Austin, 2002-06
- 8 Johnson, Will, P, Texas State, 2015
Novak, Nick, K, Maryland, 2015
Schaub, Matt, QB, Virginia, 2007-13
Carr, David, QB, Fresno St., 2002-06
- 9 Lechler, Shane, P, Texas A&M, 2013-15
Leinart, Matt, QB, USC, 2010
(Leinart also wore #11)
- 10 Hopkins, DeAndre, WR, Clemson, 2013-15
Van Pelt, Bradlee, QB, Colorado State, 2006
- 11 Strong, Jaelen, WR, Arizona State, 2015
Posey, DeVier, WR, Ohio State, 2012-14
Leinart, Matt, QB, USC, 2011
(Leinart also wore #9)
Davis, André, WR, Virginia Tech, 2007-10
Morgan, Donovan, WR, La.-Lafayette, 2005
Quinn, Mike, QB, Stephen F. Austin, 2002-03
- 12 Mumphery, Keith, WR, Michigan State, 2015
Beck, John, QB, BYU, 2012
Jones, Jacoby, WR, Lane College, 2007-11
Banks, Tony, QB, Michigan State, 2002-05
- 13 Johnson, Damaris, WR, Tulsa, 2014-15
Yates, T.J., QB, North Carolina, 2011-13
(Yates also wore #6)
Mathis, Jerome, WR, Hampton, 2005-06
- 14 Fitzpatrick, Ryan, QB, Harvard, 2014
Anderson, David, WR, Colorado State, 2006
(Anderson also wore #17 and #89)
- 15 Mallett, Ryan, QB, Arkansas, 2014-15
Maehl, Jeff, WR, Oregon, 2011
Ragone, Dave, QB, Louisville, 2005
(Ragone also wore #4)
- 16 Bonner, Alan, WR, Jacksonville State, 2013-15
Holliday, Trindon, WR, LSU, 2010-12
- 17 Nwachukwu, EZ, WR, Texas A&M, 2015
Lemon, Alec, WR, Syracuse, 2013
Graham, Shayne, K, Virginia Tech, 2012
- Delhomme, Jake, QB, La.-Lafayette, 2011
Anderson, David, QR, Colorado State, 2011
(Anderson also wore #14 and #89)
Martinez, Glenn, WR, Saginaw Valley St., 2009
Starling, Kendrick, WR, San Jose St., 2004
- 18 Shorts III, Cecil, WR, Mount Union, 2015
Jean, Lestar, WR, Florida Atlantic, 2011-13
Rosenfels, Sage, QB, Iowa State, 2006-08
Jones, Dwaune, WR, Richmond, 2002
- 19 Labhart, Travis, WR, Texas A&M, 2015
Dickerson, Dorin, WR, Pittsburgh, 2010
Shepherd, Edell, WR, San Jose St., 2006
Adams, Charlie, WR, Hofstra, 2006
- 20 Rolle, Jumal, CB, Catawba, 2014-15
Rogers, Justin, CB, Richmond, 2013
Reed, Ed, FS, Miami, 2013
Carmichael, Roc, CB, Virginia Tech, 2012
(Carmichael also wore #36)
Slaton, Steve, RB, West Virginia, 2008-11
McCleon, Dexter, CB, Clemson, 2006
Lord, Jammal, FS, Nebraska, 2004-05
Allen, James, RB, Oklahoma, 2002
- 21 Morris, Darryl, CB, Texas State, 2015
Lewis, Kendrick, S, Mississippi, 2014
McCain, Brice, CB, Utah, 2010-13
(McCain also wore #41)
Moats, Ryan, RB, Louisiana Tech, 2008-09
Fletcher, Jamar, CB, Wisconsin, 2007
Sanders, Lewis, CB, Maryland, 2005-06
Vaughn, Darrick, CB, S.W. Texas St., 2003
- 22 Polk, Chris, RB, Washington, 2015
Brown, Ronnie, RB, Auburn, 2014
Ball, Alan, CB, Illinois, 2012
McManis, Sherrick, CB, Northwestern, 2010-11
Brown, Chris, RB, Colorado, 2008-09
Alexander, Roc, CB, Washington, 2006
Walker, Ramon, SS, Pittsburgh, 2005
(Walker also wore #41)
Burns, Curry, SS, Louisville, 2003
Polk, Chris, RB, Washington, 2015
- 23 Foster, Arian, RB, Tennessee, 2010-15
(Foster also wore #27 and 37)
Robinson, Dunta, CB, South Carolina, 2004-09
Williams, Kevin, FS, Oklahoma St., 2002
- 24 Joseph, Johnathan, CB, South Carolina, 2011-15
Brown, C.C., SS, La.-Lafayette, 2005-08
Brown, Eric, SS, Mississippi St., 2002-04
- 25 Jackson, Kareem, CB, Alabama, 2010-15
Ferguson, Nick, SS, Georgia Tech, 2008-09
Wynn, Dexter, CB, Colorado State, 2006-07
Johnson, Derrick, CB, Washington, 2006
Garrett, Kevin, CB, SMU, 2006
Hollings, Tony, RB, Georgia Tech, 2003-05
- 26 Moore, Rahim, FS, UCLA, 2015
Morris, Darryl, CB, Texas State, 2014
Harris, Brandon, CB, Miami, 2011-13
Wilson, Eugene, FS, Illinois, 2008-10
Earl, Glenn, SS, Notre Dame, 2004-06
Stevens, Matt, FS, Appalachian St., 2002-03
- 27 Parks, Terrance, S, Florida State, 2015
Victorian, Josh, CB, Louisiana Tech, 2013
Demps, Quintin, FS, UTEP, 2011-12, 2015
(Demps also wore #38 and #32)
Ogbonnaya, Chris, RB, Texas, 2011
Henry, Chris, RB, Arizona, 2009
Foster, Arian, RB, Tennessee, 2009
(Foster also wore #23 and 37)
Richardson, Matterral, CB, Arkansas, 2008
- Taylor, Chris, RB, Indiana, 2006
Anderson, Jason, RB, South Dakota, 2004-05
- 28 Blue, Alfred, RB, LSU, 2014-15
Johnson, Dennis, RB, Arkansas, 2013
Forsett, Justin, RB, California, 2012
Molden, Antwaun, CB, 2008-10
Boulware, Michael, S, Florida State, 2007
McKenzie, Chris, CB, Arizona St., 2005-06
Tillman, Travares, FS, Georgia Tech, 2003
Dennis, Pat, CB, La.-Monroe, 2002
- 29 Hal, Andre, CB, Vanderbilt, 2014-15
Starling, Jawanza, FS, USC, 2013
Quin, Glover, CB/SS, New Mexico, 2009-12
Scott, Guss, FS, Florida, 2006
McCree, Marlon, FS, Kentucky, 2003-04
- 30 Johnson, Kevin, CB, Wake Forest, 2015
Routt, Stanford, CB, Houston, 2012
Allen, Jason, CB, Tennessee, 2010-11
Wall, Jamar, CB, Texas Tech, 2010
Green, Ahman, RB, Nebraska, 2007-08
Simmons, Jason, CB/S, Arizona St., 2002-06
- 31 James, Charles, CB, Charleston Southern, 2015
Keo, Shiloh, FS, Idaho, 2011-14
Pollard, Bernard, SS, 2009-10
Harrison, Brandon, FS, 2008
Buchanon, Phillip, CB, Miami (Fla.), 2005-06
Glenn, Aaron, CB, Texas A&M, 2002-04
- 32 Demps, Quintin, S, UTEP, 2015
(Demps also wore #27 and #38)
Spann, Chad, RB, Northern Illinois, 2013
Ward, Derrick, RB, Ottawa (Kan.), 2010-11
Bennett, Fred, CB, South Carolina, 2007-09
Wells, Jonathan, RB, Ohio St., 2002-05
- 33 Hunt, Akeem, RB, Purdue, 2015
Brown, Stevie, S, Michigan, 2015
Jones, Greg, FB, Florida State, 2013
Nolan, Troy, FS, Arizona State, 2010-12
(Nolan also wore #36)
Lundy, Wali, RB, Virginia, 2006
Bell, Jason, CB, UCLA, 2002-05
- 34 Bouye, A.J., CB, Central Florida, 2013-15
Barber, Dominique, FS, Minnesota, 2008-11
Hutchins, Von, CB, Mississippi, 2007
Morency, Vernand, RB, Oklahoma St., 2005-06
Mack, Stacey, RB, Temple, 2003
Hebert, Kyries, FS, La.-Lafayette, 2002
- 35 Pleasant, Eddie, S, Oregon, 2013-15
Reeves, Jacques, CB, Purdue, 2008-09
Gado, Samkon, RB Liberty, 2006
Evans, Leomont, SS, Clemson, 2002
- 36 Swearinger, D.J., SS, South Carolina, 2013-14
Carmichael, Roc, CB, Virginia Tech, 2011
(Carmichael also wore #20)
Nolan, Troy, S, Arizona State, 2009
(Nolan also wore #33)
Dayne, Ron, RB, Wisconsin, 2006-07
Carter, Chris, FS, Texas, 2002
- 37 Aubrey, Josh, S, Stephen F. Austin, 2014
Graham, Ray, RB, Pittsburgh, 2013
Foster, Arian, RB, Tennessee, 2009
(Foster also wore #23 and 27)
Sapp, Cecil, RB, Colorado State, 2008
Walker, Darius, RB, Notre Dame, 2007
Williams, Domanick, RB, LSU, 2003-06

ALL-TIME NUMERIC ROSTER

- 38 Hilliard, Kenny, RB, LSU, 2015
Manning, Danieal, FS, Abilene Christian, 2011-14
Dempfs, Quintin, SS, UTEP, 2010
(Dempfs also wore #27)
Parson, Mark, CB, Ohio, 2009
Faggins, DeMarcus, CB, Kansas St., 2002-08
Hilliard, Kenny, RB, LSU, 2015
- 39 Ballentine, Lonnie, S, Memphis, 2014-15
Karim, Deji, RB, Southern Illinois, 2013
- 40 Drummond, Kurtis, S, Michigan State, 2015
Clutts, Tyler, FB, Fresno State, 2012
Busing, John, FS, Miami (OH), 2009
Cox, Curome, Maryland, 2007
Walker, John, FS, USC, 2006
Stansbury, Ed, FB, UCLA, 2002
- 41 Grimes, Jonathan, RB, William & Mary, 2013-15
(Grimes also wore #43)
Wood, Cierre, RB, Notre Dame, 2013
McCain, Brice, CB, Utah, 2009
(McCain also wore #21)
Williams, Jimmy, CB, Vanderbilt, 2008
Walker, Ramon, SS, Pittsburgh, 2002-04
(Walker also wore # 22)
- 42 Oporum, Toben, FB, Kansas, 2013
Williams, Torri, SS, Purdue, 2010
Russell, Brian, FS, San Diego State, 2009
Pittman, David, CB, Northwestern St. (La.), 2008
Stone, Michael, FS, Memphis, 2006
Coleman, Marcus, FS, Texas Tech, 2002-05
- 43 Moore, Corey, S, Georgia, 2015
Mack, Elbert, CB, Troy, 2013-14
Grimes, Jonathan, William & Mary, 2012
(Grimes also wore #41)
Tate, Ben, RB, Auburn, 2010
(Tate also wore #44)
Cook, Jameel, FB, Illinois, 2006-07
Wright, Kenny, CB, Northwestern St., 2002-04
- 44 Thompson, Carlos, OLB, Mississippi, 2015
Tate, Ben, RB, Auburn, 2011-13
(Tate also wore #43)
Leach, Vonta, FB, East Carolina, 2006-10
Norris, Moran, FB, Kansas, 2002-05
- 45 Prosch, Jay, FB, Auburn, 2014-15
Fox, Keyaron, LB, Georgia Tech, 2012
Griffith, Justin, FB, Mississippi State, 2010
Comella, Greg, FB, Stanford, 2003
- 46 Weeks, Jon, LS, Baylor, 2010-15
- 47 Trail, Lynden, OLB, Norfolk State, 2015
Smelley, Brad, FB, Alabama, 2013
Vickers, Lawrence, FB, Colorado, 2011
Dempfs, Will, FS, San Diego State, 2007-08
Baxter, Jarrod, FB, New Mexico, 2002-04
- 48 Brown, Kourtnei, OLB, Clemson, 2015
Supernaw, Phillip, TE, Ouachita Baptist, 2013
Pittman, Bryan, LS, Washington, 2003-09
- 49 Washington, Tony, OLB, Oregon, 2015
Collins, Cameron, LB, Oregon State, 2012
- 50 Dent, Akeem, ILB, Georgia, 2014-15
Braman, Bryan, OLB, West Texas A&M, 2011-13
Bing, Darnell, LB, USC, 2010
Anderson, Charlie, LB, Mississippi, 2004-07
Clemons, Charlie, LB, Georgia, 2003
- 51 Simon, John, OLB, Ohio State, 2014-15
Sharpton, Darryl, LB, Miami (Fla.), 2010-13
- Thompson, Chaun, LB, West Texas A&M, 2008-09
Polk, DaShon, LB, Arizona, 2004-06
McClain, Jimmy, LB, Troy, 2002-03
- 52 Peters, Brian, ILB, Northwestern, 2015
Tarpinian, Jeff, ILB, Iowa, 2013-15
Gooden, Tavares, LB, Miami (Fla.), 2013
Dobbins, Tim, ILB, Iowa State, 2011-13
Adibi, Xavier, LB, Virginia Tech, 2008-10
Wong, Kailee, LB, Stanford, 2002-06
- 53 Bullough, Max, ILB, Michigan State, 2014-15
Mays, Joe, ILB, North Dakota State, 2013
James, Bradie, LB, LSU, 2012
Keglar, Stanford, LB, Purdue, 2010
Nixon, David, LB, BYU, 2010
Coley, Kevis, LB, Southern Mississippi, 2008
Orr, Shantee, LB, Michigan, 2003-06
- 54 Mohamed, Mike, ILB, California, 2013-15
(Mohamed also wore #90)
Jefferson, Willie, OLB, Stephen F. Austin, 2013
Williams, Trevardo, OLB, Connecticut, 2013
Ruud, Barrett, ILB, Nebraska, 2012
(Ruud also wore #97)
Alexander, Mister, ILB, Florida State, 2011-12
Diles, Zac, LB, Kansas State, 2007-10
Evans, Troy, LB, Cincinnati, 2002-06
- 55 McKinney, Benardrick, ILB, Mississippi State, 2015
Myers, Chris, C, Miami (Fla.), 2008-14
Hodgdon, Drew, C, Arizona St., 2006-07
(Hodgdon also wore #63 and #57)
Petway, Kenneth, LB, Grambling St., 2005
Sharper, Jamie, LB, Virginia, 2002-04
- 56 Cushing, Brian, LB, USC, 2009-15
Greenwood, Morlon, LB, Syracuse, 2005-08
Foreman, Jay, LB, Nebraska, 2002-04
- 57 Tuggle, Justin, LB, Kansas State, 2013-15
(Tuggle also wore #95)
Montgomery, Sam, OLB, LSU, 2013
Nading, Jesse, DE, Colorado State, 2011-12
(Nading also wore #72)
Ozougwu, Cheta, ILB, Rice, 2011
Bentley, Kevin, LB, Northwestern, 2008-10
Hodgdon, Drew, C, Arizona St., 2007
(Hodgdon also wore #63 and #55)
Monk, Quincy, LB, North Carolina, 2004
Bell, Marcus, LB, Arizona, 2004
- 58 Cliett, Reshard, ILB, South Florida, 2015
Reed, Brooks, OLB, Arizona, 2011-14
Greenhouse, Isaiah, LB, Northwestern St., 2010
Winborn, Jamie, LB, Vanderbilt, 2009
Flanagan, Mike, C, UCLA, 2006-07
Foley, Steve, LB, N.E. Louisiana, 2003
(Foley also wore # 93)
Lamar, Jason, LB, Toledo, 2002
- 59 Mercilus, Whitney, OLB, Illinois, 2012-15
Ryans, DeMeco, LB Alabama, 2006-11
Chamberlin, Frank, LB, Boston College, 2005
Aholonu, D.D., LB, Washington St., 2004
Carroll, Travis, LB, Florida, 2003
Spearman, Armegis, LB, Mississippi, 2003
Mitchell, Keith, LB, Texas A&M, 2002
- 60 Jones, Ben, C, Georgia, 2012-15
Cochran, Earl, DE, Alabama St., 2006
(Cochran also wore #96)
Keathley, Michael, G, TCU, 2003
- 61 Deaderick, Brandon, DE, Alabama, 2015
Austin, Thomas, G/C, Clemson, 2011
- Weary, Fred, G, Tennessee, 2002-03
(Weary also wore #70)
- 62 Slade, Chad, G, Auburn, 2015
Frierson, Evan, ILB, Illinois State, 2013
Kupper, Alex, G, Louisville, 2013
Caldwell, Antoine, C, Alabama, 2009-12
Jackson, Scott, T, Brigham Young, 2006-08
Lorenti, Chris, C, Central Florida, 2002-03
- 63 Lamm, Kendall, T, Appalachian St., 2015
White, Chris, C, Southern Mississippi, 2008-09
Hodgdon, Drew, C, Arizona St., 2005
(Hodgdon also wore #55 and #57)
- 64 Kush, Eric, C, California (Pa.), 2015
Moala, Fili, DE, USC, 2015
Coleman, Jasper, DE, William & Mary, 2015
Studdard, Kasey, G, Texas, 2007-11
Lynch, Ben, C, California, 2003
Newell, Mike, C, Colorado St., 2002
- 65 Mancz, Greg, C, Toledo, 2015
Ankrah, Jason, OLB, Nebraska, 2014
(Ankrah also wore #91)
Brisiel, Mike, G, Colorado State, 2007-11
Evans, Brandon, G, Houston, 2004
Schau, Ryan, G, Illinois, 2002
- 66 Treadwell, Joseph, T, Louisiana-Monroe, 2015
Gardner, Andrew, T, Georgia Tech, 2011-13
Salaam, Ephraim, T, San Diego State, 2010
(Salaam also wore #74)
Robinson, Deljuan, DT, Mississippi State, 2007-09
Dorsey, Char-ron, T, Florida St., 2002
- 67 White, Cody, G, Illinois State, 2012-15
Sheppard, Malcolm, DT, Arkansas, 2010
Brown, Milford, G, Florida St., 2002-05
- 68 Witzmann, Bryan, T, South Dakota St., 2015
(Witzmann also wore #72)
Harris, Ryan, T, Notre Dame, 2012-13
Stevenson, Dan, Notre Dame, 2008
Bedell, Brad, T, Colorado, 2006
Riley, Victor, T, Auburn, 2005
Spears, Marcus, T, Northwestern St., 2004
Randall, Greg, T, Michigan St., 2003
- 69 Neild, Chris, NT, West Virginia, 2015
Pitts, Chester, G/T, San Diego St., 2002-09
- 70 Adams, Jeff, T, Columbia, 2014-15
Reyes, Tutan, G, Mississippi, 2009
Weary, Fred, G, Tennessee, 2004-08
(Weary also wore # 61)
Graham, DeMingo, G, Hofstra, 2002
- 71 Su'a-Filo, Xavier, G, UCLA, 2014-15
Smith, Shelley, G, Colorado State, 2010-11
Black, Jordan, T, Notre Dame, 2007
Pearson, Mike, T, Florida, 2006
Wade, Todd, T, Mississippi, 2004-05
Boselli, Tony, T, USC, 2002
- 72 Newton, Derek, T, Arkansas State, 2015
(Newton also wore #75)
Witzmann, Bryan, T, South Dakota St., 2014
(Witzmann also wore #68)
Hunter, David, DE, Houston, 2012
Nading, Jesse, DE, Colorado State, 2008-10
(Nading also wore #57)
Wiegert, Zach, G/T, Nebraska, 2003-06
Hall, Barry, T, Mid. Tennessee St., 2002
- 73 Feiler, Matt, T, Bloomsburg, 2015

ALL-TIME NUMERIC ROSTER

- Yeatman, Will, T, Maryland, 2014
Williams, Brennan, T, North Carolina, 2013
Winston, Eric, T, Miami (Fla.), 2006-11
Jones, Garrick, T, Arkansas St., 2003-04
- 74** Clark, Chris, T, Southern Mississippi, 2015
Adams, Aaron, T, Eastern Kentucky, 2015
Clabo, Tyson, T, Wake Forest, 2014
Smith, Wade, G, Memphis, 2010-13
Salaam, Ephraim, T, San Diego St., 2006-09
(Salaam also wore #66)
Walter, Tyson, G, Ohio St., 2005
Young, Ryan, T, Kansas St., 2002
- 75** Wilfork, Vince, NT, Miami (Fla.), 2015
Newton, Derek, T, Arkansas State, 2011-14
(Newton also wore #72)
Frye, Brandon, T, Virginia Tech, 2007
Dalton, Lionel, DT, Eastern Michigan, 2006
Johnson, Travis, DT, Florida St., 2005
(Johnson also wore # 99)
Herndon, Jimmy, T, Houston, 2002-03
- 76** Brown, Duane, T, Virginia Tech, 2008-15
McKinney, Steve, C, Texas A&M, 2002-07
- 77** Quessenberry, David, G, San Jose State, 2013-15
Morris, Darius, G, Temple, 2011
Denney, Ryan, DE, BYU, 2010
Spencer, Charles, T, Pittsburgh, 2006-07
Washington, Todd, G/C, Virginia Tech, 2003-05
Thomas, Tarlos, T, Florida St., 2002
- 78** Aboushi, Oday, G, Virginia, 2015
Ferentz, James, C, Iowa, 2015
Butler, Rashad, T, Miami (Fla.), 2008-11
Killings, Cedric, DT, Carson-Newman, 2006-07
Wand, Seth, T, N.W. Missouri St., 2003-05
Spikes, Cameron, G/T, Texas A&M, 2002
- 79** Brooks, Brandon, G, Miami (Oh.), 2012-15
Bulman, Tim, DT, Boston College, 2006
(Bulman also wore #93)
Slechta, Jeremy, DT, Nebraska, 2003
Overhauser, Chad, G, UCLA, 2002
- 80** Johnson, Andre, WR, Miami (Fla.), 2003-14
McDermott, Sean, TE/LS, Kansas, 2002
- 81** Denham, Anthony, TE, Utah, 2014-15
Daniels, Owen, TE, Wisconsin, 2006-13
Murphy, Matt, TE, Maryland, 2003-05
Harris, Atnaf, WR, CS-Northridge, 2002
- 82** Martin, Keshawn, WR, Michigan State, 2012-15
Mason, Derrick, WR, Michigan State, 2011
Harris, Clark, LS, Rutgers, 2008
Steele, Ben, TE, Meas College, 2006
Miller, Billy, TE, USC, 2002-04
- 83** Walter, Kevin, WR, Eastern Michigan, 2007-12 (Walter also wore #85)
Joppru, Bennie, TE, Michigan, 2003-06
Murphy, Frank, WR, Kansas St., 2002
Rutledge, Rod, TE, Alabama, 2002
- 84** Griffin, Ryan, TE, Connecticut, 2013-15
Stross, Trey, WR, Iowa, 2010
Jenkins, Damell, WR, Miami, 2008
Moulds, Eric, WR, Mississippi St., 2006
Rivers, Marcellus, TE, Oklahoma St., 2005
Moses, J.J., WR Iowa St., 2003-04
Lewis, Jermaine, WR, Maryland, 2002
- 85** Washington, Nate, WR, Tiffin, 2015
Dreessen, Joel, TE, Colorado State, 2007-11
Walter, Kevin, WR, Eastern Michigan, 2006
(Walter also wore #83)
Bradford, Corey, WR, Jackson St., 2002-05
- 86** Lee, Khari, TE, Bowie State, 2015
Casey, James, TE/FB, Rice, 2009-12
Williams, Harry, WR, Tuskegee, 2008
Lewis, Derrick, WR, San Diego St., 2006
Gaffney, Jabar, WR, Florida, 2002-05
- 87** Fiedorowicz, C.J., TE, Iowa, 2014-15
Hill, Anthony, TE, New Mexico St., 2009-10
Bruener, Mark, TE, Washington, 2004-08
Armstrong, Derick, WR, Ark.-Monticello, 2003
(Armstrong also wore # 88)
Dawson, JaJuan, WR, Tulane, 2002
Insley, Trevor, WR, Nevada-Reno, 2002
- 88** Graham, Garrett, TE, Wisconsin, 2010-15
Putzier, Jeb, TE, Boise St., 2006-07
Armstrong, Derick, WR, Ark.-Monticello, 2004-05
(Armstrong also wore #87)
Kent, Rashod, TE, Rutgers, 2003
Black, Avion, WR, Tennessee St., 2002
- 89** McFarland, Mike, TE, South Florida, 2015
Byrne, Jake, TE, Wisconsin, 2013
Johnson, Bryant, WR, Penn State, 2011
Anderson, David, WR, Colorado State, 2007-10
(Anderson also wore #14 and #17)
Holloway, Jabari, TE, Notre Dame, 2002-03
- 90** Clowney, Jadeveon, OLB, South Carolina, 2014-15
Mohamed, Mike, ILB, California, 2013
(Mohamed also wore #54)
Smith, D.J., LB, Appalachian State, 2013
Alexander, Mister, LB, Florida State, 2012
(Alexander also wore #54)
Williams, Mario, DE, North Carolina St., 2006-11
Davis, Jason, DE, West Virginia, 2005
Martin, Terrance, DT, North Carolina St., 2003
Green, Howard, DT, LSU, 2002
- 91** Diles, Zac, LB, Kansas State, 2014
Ankrah, Jason, OLB, Nebraska, 2014-15
(Ankrah also wore #65)
Sapp, Ricky, OLB, Clemson, 2013-14
Harris, Ra'Shon, Oregon, 2012
Okoye, Amobi, DT, Louisville, 2007-10
Payne, Seth, DT, Cornell, 2002-06
- 92** Dunn, Brandon, DT, Louisville, 2015
Nix III, Louis, NT, Notre Dame, 2014-15
Mitchell, Earl, DT, Arizona, 2010-13
Zgonina, Jeff, DT, Purdue, 2007-09
Weaver, Anthony, DE, Notre Dame, 2006
(Weaver also wore #98)
Sears, Corey, DE, Mississippi St., 2002-04
- 93** Crick, Jared, DE, Nebraska, 2012-15
Bulman, Tim, DT, Boston College, 2007-11
(Bulman also wore #79)
Babin, Jason, LB, Western Michigan, 2004-06
Foley, Steve, LB, N.E. Louisiana, 2003
(Foley also wore # 58)
Flowers, Erik, LB, Arizona St., 2002
- 94** Finau, Tevita, DE, Utah, 2015
Pickett, Ryan, NT, Ohio State, 2014
Smith, Antonio, DE, Oklahoma St., 2009-13
Kalu, N.D., DE, Rice, 2006-07
Ioane, Junior, DT, Arizona St., 2003-05
Hill, Charles, DT, Maryland, 2002
- 95** Covington, Christian, NT, Rice, 2015
Powe, Jerrell, NT, Mississippi, 2014
Tuggle, Justin, LB, Kansas State, 2013
(Tuggle also wore #57)
- Cody, Shaun, DT, USC, 2009-12
McClover, Stanley, DE, Auburn, 2008
Maddox, Anthony, DT, Delta St., 2006-07
Deloach, Jerry, DE, California, 2002-05
- 96** Pettinato, Dan, DE, Arizona, 2015
Jamison, Tim, DE, Michigan, 2009-14
(Jamison also wore #99)
Anderson, Mark, DE, Alabama, 2010
Cochran, Earl, DE, Alabama State, 2007-08
(Cochran also wore #60)
Johnson, Thomas, DT, Middle Tennessee St., 2006
Rainer, Wali, LB, Virginia, 2006
Walker, Gary, DE, Auburn, 2002-05
- 97** Pagan, Jeffrey, DE, Alabama, 2014-15
McClain, Terrell, NT, South Florida, 2012-13
Ruud, Barrett, ILB, Nebraska, 2012
(Ruud also wore #54)
Lewis, Damione, DT, Miami, 2010
Okam, Frank, DT, Texas, 2008-10
Malone, Alfred, DE, Troy, 2005-06
Davis, Jason, DE, West Virginia, 2003
Worthen, Shawn, DT, TCU, 2002
- 98** McLeod, Cam, DE, Ohio, 2015
Browner, Keith, DE, California, 2014
Barwin, Connor, DE/LB, Cincinnati, 2009-12
Weaver, Anthony, DE, Notre Dame, 2007-08
(Weaver also wore #92)
Peek, Antwan, LB, Cincinnati, 2003-06
Posey, Jeff, LB, So. Mississippi, 2002
- 99** Watt, J.J., DE, Wisconsin, 2011-15
Jamison, Tim, DE, Michigan, 2009-10
(Jamison also wore #96)
Ogunleye, Adewale, DE, Indiana, 2010
Johnson, Travis, DE, Florida St., 2006-08
(Johnson also wore # 75)
Smith, Robaire, DE, Michigan St., 2004-05
Martin, Steve, DT, Missouri, 2003
Blade, Willie, DE, Mississippi St., 2002

ALL-TIME PRACTICE SQUAD ROSTER

A

Acholonu, D.D., LB, 2004*
 Alexander, Mister, ILB, 2011*
 Alridge, Anthony, RB, 2009
 Anderson, David, WR, 2006*
 Anderson, Jason, RB, 2005*
 Ankrah, Jason, OLB, 2014*
 Aromashodu, Devin, WR, 2007

B

Baker, Antonio, S, 2010
 Baker, Edwin, RB, 2013
 Barbieri, Howard, OL, 2011
 Barton, Karim, G, 2015
 Bazuin, Dan, DE, 2008
 Beach, Arliss, RB, 2007-08*
 Billings, Montez, WR, 2010
 Bing, Darnell, LB, 2009
 Bonner, Alan, WR, 2015
 Boren, Zach, FB, 2013
 Boswell, Chris, K, 2014
 Boyd, Shane, QB, 2007*
 Brink, Alex, QB, 2008
 Brisiel, Mike, G, 2006-2007*
 Brock, Logan, TE, 2012
 Brown, Kourtnei, DE, 2014
 Browner, Keith, DE, 2012-14*
 Broussard, Jamall, WR, 2006
 Bullough, Max, ILB, 2014-15*
 Bulman, Tim, DT, 2006-2007*
 Burns, Curry, S, 2006
 Byrne, Jake, TE, 2012

C

Carmichael, Rashad, CB, 2013
 Carroll, Travis, LB, 2003*
 Castañeda, Eduardo, LB, 2007
 Cochran, Earl, DE, 2006*
 Coley, Kevis, LB, 2007-08*
 Collins, Cameron, LB, 2012*
 Collins, McAllister, C, 2002
 Coughman, Edawn, T, 2015
 Crumme, Andrew, G, 2009
 Cruse, Andy, WR, 2013
 Curtis, Kevin, S, 2006

D

Davis, A.J., CB, 2008
 Davis, Buster, LB, 2009
 Davis, Jace, WR, 2014
 Davis, James, RB, 2011
 Davis, Jason, DE, 2003-04*, 2006
 Dawson, Curry, T, 2003*
 Denham, Anthony, TE, 2014*
 Dewalt-Ondijo, Jordan, OLB, 2015
 Divens, Lamar, DT, 2012
 Dorsey, Quinn, LB, 2005
 Douglas, Cody, G, 2006
 Douglas, Robert, FB, 2005, 2006
 Drummond, Kurtis, S, 2015*
 Dunn, Anthony, LB, 2004
 Dysert, Zac, QB, 2015

E

Echemandu, Adimchinobi, RB, 2007
 Edison, Dominique, WR, 2011
 Egbob, Pannel, DE, 2009
 Eslinger, Greg, C, 2007*
 Evans, Brandon, G, 2004*

F

Faggins, Demarcus, CB, 2003*
 Feiler, Matt, T, 2014
 Ferenz, James, C, 2014
 Foster, Arian, RB, 2009*
 Freeman, Dalton, C, 2015
 Freeman, Marcus, LB, 2009
 Freeman, Robert, CB, 2003*
 Frye, Brandon, T, 2007-08*

G

Gardner, Andrew, T, 2011*
 Gibson, Thaddeus, LB, 2011
 Gordon, Amon, DT, 2010

Graham, Ray, RB, 2013*
 Green, Howard, DT, 2002
 Greenhouse, Isaiah, LB, 2010*
 Grimes, Jonathan, RB, 2012*

H

Hall, Barry, T, 2002
 Halterman, Aaron, TE, 2005
 Hamilton, Derrick, WR, 2007
 Harris, Atnaf, WR, 2002*
 Harris, Clark, TE, 2008*, 2009
 Harris, Elliott, DE, 2005
 Harris, Ra'Shon, NT, 2011
 Hawkins, Jelani, OT, 2002*
 Hebert, Kyries, S, 2002*
 Helms, Brett, C, 2009-10
 Henry, Chris, RB, 2009*
 Herrion, Atlas, G, 2006
 Hicks, Reese, OT, 2004-2005
 Hilliard, Kenny, RB, 2015
 Holliday, Trindon, WR, 2011*
 Holloway, Jabari, TE, 2002*
 Hunt, Akeem, RB, 2015*
 Hunter, David, DE, 2012*

J

James, Charles, CB, 2014
 James, Kendall, CB, 2014
 Jamison, Tim, DE, 2009*-10
 Jenkins, Darnell, WR, 2008*-09
 Jenkins, Michael, RB, 2002
 Johnson, Albert, WR, 2003
 Johnson, Delano, OLB, 2012
 Jones, Garrick, T, 2003, 2005*

K

Keenum, Case, QB, 2012
 Kent, Rashod, TE, 2002-03*
 Keo, Shiloh, FS, 2011*
 Kupper, Alex, G, 2013*-14

L

Labhart, Travis, WR, 2014
 Lenz, Josh, WR, 2015
 Lewis, Derrick, WR, 2006*
 Long, Gabe, DT, 2008
 Lord, Jammal, FS, 2004-2005*

M

Maddox, Anthony, DT 2006*
 Maehl, Jeff, WR, 2011*, 12
 Malena, Ben, RB, 2014
 Malone, Alfred, DT, 2005*
 Martin, Chris, T, 2014
 McCoy, Chris, DE, 2010
 McKenzie, Chris, CB, 2005*
 Means, Loyce, CB, 2013
 Means, Steven, OLB, 2015
 Meggett, Davin, RB, 2012
 Menkin, Nate, G, 2013
 Mitchell, Brandon, S, 2007*
 Moats, Ryan, RB, 2008*
 Mohamed, Mike, ILB, 2013*
 Monde, Nick, T, 2012
 Moore, Corey, S, 2015*
 Moore, Kashif, WR, 2012
 Morgan, Donovan, WR, 2005*
 Murphy, Matt, TE, 2004*

N

Nading, Jesse, DE, 2008*, '09*, 11*
 Neihuis, Doug, G, 2006
 Nelson, Robert, CB, 2015
 Nerys, Jason, G, 2005
 Nwachukwu, Uzoma, WR, 2013-14

O

Oakley, Anthony, G, 2008
 Ogbonnaya, Chris, RB, 2010, '11*
 Oporum, Toben, FB, 2014
 Orr, Shantee, LB, 2003-04*
 Overbay, Nathan, TE, 2013
 Overhauser, Chad, C/G, 2002*

P

Parks, Terrance, S, 2014
 Parson, Mark, CB, 2009
 Pemberton, Cole, T, 2010
 Pettway, Kenneth, LB, 2005*
 Pettinato, Dan, DE, 2015
 Pittman, Bryan, LS, 2003*
 Pleasant, Eddie, S, 2012*
 Porter, Quinton, QB, 2006*

Q

Quinn, Mike, QB, 2003*

R

Richardson, Daryl, RB, 2015
 Richardson, Rico, WR, 2013
 Rivers, Gerald, OLB, 2015
 Roberson, Derrick, CB, 2007-08*
 Robinson, Deljuan, DT, 2007*
 Roland, Justin, LB, 2008
 Ross, Richie, WR, 2006
 Rue, Josh, FB, 2004

S

Seaverns, Justin, LB, 2003
 Sheppard, Malcolm, DT, 2010*
 Sherrod, Dezmond, TE, 2009
 Simmons, Mark, WR, 2008
 Skelton, Steve, TE, 2012
 Smelley, Brad, FB, 2013*
 Smith, Antone, RB, 2009
 Smith, Shelley, G, 2010*
 Spann, Chad, RB 2013*
 Stansbury, Ed, FB, 2002*
 Stanzi, Ricky, QB, 2014
 Starling, Kendrick, WR, 2004*
 Stenavich, Adam, T, 2008-09
 Suber, Allen, WR, 2004
 Supernaw, Phillip, TE, 2012-13*

T

Taylor, Chris, RB, 2006*
 Terrell, Steven, S, 2013
 Terry, D.D., RB, 2008
 Thomas, Sloan, WR, 2004
 Thomas, Tarlos, T, 2002
 Thorpe, Craphonso, WR, 2006
 Tomlinson, Eric, TE, 2015
 Torrey, Andre, LB, 2005
 Townsel, Derrick, WR, 2010
 Treadwell, Joseph, T, 2015

V

Victorian, Josh, CB, 2013*

W

Walker, Darius, RB, 2007-08*
 Walker, John, S, 2006*
 Wallace, Cody, C, 2010
 Washington, Maurice, WR, 2005
 Washington Jr., Tony, OLB, 2015
 White, Chris, C, 2006
 White, Cody, G, 2012*
 Williams, Bobby, WR, 2010
 Williams, Harry, WR, 2006-2007*
 Williams, Javaris, RB, 2011
 Williams, Marcus, CB, 2014
 Williams, Paul, WR, 2010
 Williams, Torri, SS, 2010*, '11
 Works, Renaldo, RB, 2004
 Worthen, Shawn, DT, 2002*
 Worthy, Chandler, WR, 2015*
 Wright, Keith, DT, 2003
 Wynn, Milton, WR, 2002

Y

Young, David, SS, 2004

Z

Zabransky, Jared, QB, 2007

* - Players eventually made the active roster

ALL-TIME INJURED RESERVE

2002 (10)			
Name	Pos.	Date	Injury
Insley, Trevor	WR	8/15	Leg
Jones, Dwaune	WR	8/17	Knee
Evans, Leomont	S	8/27	Neck
Lorenti, Chris	C	9/1	Ankle
Boselli, Tony	T	10/15	Shoulder
Dennis, Pat	CB	10/22	Knee
Lamar, Jason	LB	10/30	Leg
Schau, Ryan	G	11/5	Foot
Rutledge, Rod	TE	11/26	Foot
Walker, Ramon	SS	12/24	Knee

2003 (17)			
Name	Pos.	Date	Injury
Baxter, Jarrod	FB	8/25	R Foot
Dennis, Pat	CB	8/25	R Knee
Herndon, Jimmy	OT	8/25	R Knee
Lorenti, Chris	C	8/25	L Achilles
Lynch, Ben	C	8/25	L Knee
Joppru, Bennie	TE	8/31	R Groin
Payne, Seth	DT	9/15	L Knee
Mack, Stacey	RB	11/26	L Toe
Walker, Gary	DE	11/28	R Toe
Banks, Tony	QB	12/1	R Hand
Walker, Ramon	SS	12/1	L Knee
Stevens, Matt	FS	12/3	L Knee
Clemons, Charlie	LB	12/8	R Ankle
Glenn, Aaron	CB	12/10	L Groin
Orr, Shantee	LB	12/22	L Fibula
Wright, Kenny	CB	12/22	L Knee
Brown, Milford	G	12/26	R Knee

2004 (11)			
Name	Pos.	Date	Injury
Anderson, Jason	RB	8/16	R Leg
Bell, Marcus	LB	8/26	Shoulder
Bell, Jason	CB	11/17	R Wrist
Walker, Ramon	SS	11/24	L Knee
Joppru, Bennie	TE	12/1	Groin
Symons, B.J.	QB	12/1	R Knee
Foreman, Jay	LB	12/5	L Ankle
Coleman, Marcus	FS	12/7	Shoulder
Evans, Troy	LB	12/15	L Ankle
Wiegert, Zach	G	12/22	R Knee
Peek, Antwan	LB	12/28	R Shoulder

2005 (8)			
Name	Pos.	Date	Injury
Wong, Kailee	LB	10/18	R Knee
Hodgdon, Drew	C	11/11	R Foot
Wade, Todd	T	11/18	R Knee
Buchanon, Phillip	CB	11/23	L Ankle
Ioane, Junior	DT	12/20	L Calf
Davis, Domanick	RB	12/28	L Knee
Walker, Gary	DE	12/28	R Arm
Wells, Jonathan	RB	12/30	L Thigh

2006 (16)			
Name	Pos.	Date	Injury
Rainer, Wali	LB	8/1	R Leg
McKenzie, Chris	CB	8/3	L Shoulder
Steele, Ben	TE	8/3	L Leg
Davis, Domanick	RB	9/2	L Knee
Alexander, Roc	CB	9/12	R Knee
Spencer, Charles	T	9/19	L Leg
Malone, Alfred	DT	10/10	R Hand
Payne, Seth	DT	10/17	R Knee
Johnson, Travis	DT	11/14	L Calf
Sanders, Lewis	CB	11/14	R Hand
Wiegert, Zach	T	11/14	R Knee
Flanagan, Mike	C	11/28	Ribs
Rosenfels, Sage	QB	11/28	R Hand
Cook, Jameel	FB	12/15	R Knee
Dalton, Lionel	DT	12/23	Back
Mathis, Jerome	WR	12/23	R Hamstring

2007 (17)			
Name	Pos.	Date	Injury
Taylor, Chris	RB	7/31	L Knee
Alexander, Roc	CB	7/31	R Knee
Earl, Glenn	SS	8/14	L Foot
Horton, Jason	CB	8/14	R Arm
Barry, Kevin	T	8/24	R Biceps
Abbate, Jon	FB	9/1	R Ankle
Harrison, Brandon	FS	9/1	L Hamstring
Jackson, Scott	T	9/4	R Shoulder
Simmons, Jason	FS	9/11	L Knee
Killings, Cedric	DT	9/25	Neck
McKinney, Steve	C	9/25	L Knee
Mathis, Jerome	WR	10/6	R Lower Leg
Barber, Shawn	LB	10/31	Neck
Robinson, Dunta	CB	11/7	R Knee
Weary, Fred	G	12/4	R Leg
White, Chris	C	12/4	L Knee
Green, Ahman	RB	12/7	L Knee

2008 (11)			
Name	Pos.	Date	Injury
Stevenson, Dan	G	7/24	R Shoulder
Williams, Jimmy	CB	8/4	R Knee
Williams, Harry	WR	8/25	Neck
Jackson, Scott	T	8/26	L Foot
Brown, Chris	RB	8/30	Back
McClover, Stanley	DE	9/11	R Knee
Brown, C.C.	SS	9/30	R Arm
Diles, Zac	LB	11/6	L Leg
Molden, Antwaun	CB	11/16	L Leg
Cochran, Earl	DE	11/19	R Toe
Green, Ahman	RB	11/25	L Knee

2009 (13)			
Name	Pos.	Date	Injury
Johnson, Jeremiah	RB	8/8	R Shoulder
Nolan, Troy	SS	8/18	L Hand
Verdell, Toddrick	LB	9/6	R Shoulder
Pitts, Chester	G	9/24	R Knee
Thompson, Chaun	LB	9/30	L Knee
Campbell, Khary	LB	10/6	L Knee
Slaton, Steve	RB	10/9	R Shoulder
Brisiel, Mike	G	10/14	L Foot
Daniels, Owen	TE	11/4	R Knee
Wilson, Eugene	FS	11/25	L Foot
Molden, Antwaun	CB	11/26	L Hamstring
Hill, Anthony	TE	12/15	L Knee
Barber, Dominique	FS	12/29	R Hamstring

2010 (17)			
Name	Pos.	Date	Injury
Stross, Trey	WR	6/16	L Foot
Griffith, Justin	FB	8/4	Neck
Bulman, Tim	DE	8/16	L Shoulder
Bing, Darnell	LB	8/20	Neck
Holliday, Trindon	WR	8/30	L Hand
Tate, Ben	RB	8/30	R Ankle
Davis, André	WR	9/4	L Hip
Fine, Derek	TE	9/5	R Knee
Barwin, Connor	DE	9/14	R Ankle
Ryans, DeMeco	LB	10/25	L Achilles
Barber, Dominique	SS	11/11	L Knee
Paymah, Karl	CB	11/12	L Wrist
Williams, Torri	SS	12/1	L Hamstring
Nading, Jesse	DE	12/7	L Knee
Anderson, David	WR	12/15	L Shoulder
Brisiel, Mike	G	12/15	R Calf
Williams, Mario	DE	12/15	Sports Hernia

2011 (14)			
Name	Pos.	Date	Injury
Studdard, Kasey	G	8/15	L Ankle
Jean, Lestar	WR	8/20	L Shoulder
Smith, Shelley	G	8/25	R Leg
Morris, Darius	G	8/27	R Foot
Toliver, Terrence	WR	8/27	Concussion

Ozougwu, Cheta	OLB	9/1	L Foot
Barber, Dominique	SS	9/16	L Foot
Carmichael, Roc	CB	9/16	L Shoulder
Butler, Rashad	T	9/21	L Elbow
Williams, Mario	OLB	10/9	L Pectoral
Sharpton, Darryl	ILB	10/30	R Knee/Quad
Schaub, Matt	QB	11/23	R Foot
Leinart, Matt	QB	11/27	L Clavicle
Hartmann, Brett	P	12/4	L Knee

2012 (10)			
Name	Pos.	Date	Injury
Fox, Keyaron	LB	8/9	L Knee
Bullock, Randy	K	8/26	R Groin
Butler, Rashad	T	8/30	R Triceps
Harris, Ra'Shon	NT	8/28	R Triceps
Cushing, Brian	ILB	10/10	L Knee
Jamison, Tim	DE	10/14	R Achilles
Hunter, David	DE	10/24	L Foot
McCain, Brice*	CB	12/5	L Foot
Sharpton, Darryl	ILB	12/31	Hip
Dobbins, Tim	ILB	1/4/13	L Ankle

* Designated for return

2013 (15)			
Name	Pos.	Date	Injury
Lemon, Alec	WR	8/27	R Hamstring
Bonner, Alan	WR	8/31	R Hamstring
Williams, Trevardo	OLB	8/31	R Knee
Williams, Brennan	T	8/31	R Knee
Quessenberry, David	G	9/2	L Foot
Daniels, Owen*	TE	10/6	R Fibula
Bouye, A.J.	CB	10/13	R Hamstring
Manning, Danieal	SS	10/13	R Knee
Cushing, Brian	ILB	10/20	L Knee
Foster, Arian	RB	11/3	Back
Graham, Garrett	TE	12/5	L Hamstring
Tate, Ben	RB	12/15	Ribs
Joseph, Johnathan	CB	12/22	L Toe
Karim, Deji	RB	12/22	L Shoulder
Smelley, Brad	FB	12/22	L Calf

2014 (12)			
Name	Pos.	Date	Injury
Ballentine, Lonnie	S	8/25	Undisclosed
Bonner, Alan	WR	7/27	Foot
Bullough, Max	ILB	12/3	Hamstring
Clowney, Jadeveon	OLB	12/10	R Knee
Fitzpatrick, Ryan	QB	12/16	L Leg
Jamison, Tim	DE	12/12	Knee
Mallett, Ryan	QB	11/26	Pectoral
Nix III, Louis	NT	9/24	Wrist
Quessenberry, David**	G	8/25	N/A
White, Cody	G	7/27	Achilles
Witzmann, Bryan	T	8/1	Undisclosed
Yeatman, Will	T	8/31	Concussion

2015 (14)			
Name	Pos.	Date	Injury
Adams, Jeff	T	9/21	Knee
Ballentine, Lonnie	S	10/19	Leg
Brown, Duane	T	1/5/16	Leg
Cliett, Reshard	LB	8/4	Knee
Denham, Anthony	TE	9/2	Shoulder
Foster, Arian	RB	10/27	Achilles
Griffin, Ryan*	TE	9/16 - 11/3	Knee
James, Charles	CB	12/28	Foot
Mancz, Greg	C	11/4	Knee
Quessenberry, David**	QB	8/25	N/A
Savage, Tom	G	9/5	Shoulder
Slade, Chad	G	9/5	Back
Thompson, Carlos	OLB	9/30	Elbow
Yates, T.J.	QB	12/21	Knee

* Designated for return
 **Reserve/Non-Football Illness

ALL-TIME COACHES

Coach	Position	Season
Bayless, Martin	Asst. Defensive Backs	2006-07
Bell, Brian	Asst. Strength & Conditioning	2015-16
Benton, John	Offensive Line	2006-13
Bernhardt, Jim	Director of Football Research	2014-16
Bowen, Shane	Defensive Assistant	2016
Brown, Kippy	Wide Receivers	2002-05
Bush, Frank	Senior Defensive Assistant	2007-08
	Defensive Coordinator	2009-10
Butler, John	Secondary	2014-16
Calhoun, Troy	Offensive Coordinator/Quarterbacks	2006
CAPERS, DOM	HEAD COACH	2002-05
Carter, Perry	Defensive Assistant	2006-09
	Asst. Defensive Backs	2010-13
Colman, Doug	Asst. Special Teams	2014-16
Crennel, Romeo	Defensive Coordinator	2014-16
Dennison, Rick	Offensive Coordinator	2010-13
Devlin, Mike	Offensive Line	2015-16
Dorrell, Karl	Quarterbacks	2012-13
Dunn, Paul	Offensive Line	2014
Fangio, Vic	Defensive Coordinator	2002-05
Fisch, Jedd	Defensive Quality Control	2002-03
Fitzgerald, Craig	Head Strength & Conditioning	2014-16
Franklin, Jethro	Defensive Line	2007-08
Gibbs, Alex	Asst. Head Coach/Offense	2008-09
Gibbs, David	Defensive Backs Coach	2009-10
Godsey, George	Quarterbacks	2014
	Offensive Coordinator	2015-16
Grantham, Todd	Defensive Line	2002-04
Hammerschmidt, Dan	Offensive Assistant	2012-13
Harris, Chick	Running Backs	2002-13
Hayes, Sean	Asst. Strength & Conditioning	2014-15
Herring, Reggie	Linebackers	2002-03, 11-13
Hightower, Richard	Administrative Coord., Coaching	2006-07
	Special Teams Assistant	2008
Hixon, Stan	Wide Receivers	2014-15
Holland, Johnny	Linebackers	2006-10
Hoke, Jon	Defensive Backs	2002-08
Izzo, Larry	Special Teams Coordinator	2016
Jones, Ian	Asst. Strength & Conditioning	2016
Joseph, Vance	Defensive Backs	2011-13
Karmelowicz, Bob	Defensive Line	2006
	Special Assistant to the Head Coach	2007-08
Kelly, Tim	Offensive Quality Control	2014-15
	Offensive Quality Control/Asst. Off. Line	2016
King, Bobby	Defensive Assistant	2011
	Asst. Linebackers	2012-13
Kirksey, Larry	Wide Receivers	2007-13
Knapp, Greg	Quarterbacks	2010-11
Kollar, Bill	Asst. Head Coach/Defensive Line	2009-13
	Defensive Line	2014
KUBIAK, GARY	HEAD COACH	2006-13
LaFleur, Matt	Offensive Assistant	2008-09
Lawing, Will	Defensive Quality Control	2014-16
Ligashesky, Bob	Special Teams Assistant	2013
	Special Teams Coordinator	2014-15
London, Charles	Running Backs	2014-16
Lubick, Marc	Offensive Assistant	2010-11
	Assistant Wide Receivers	2012-13

Coach	Position	Season
Marciano, Joe	Special Teams Coordinator	2002-13
Marciano, Tony	Offensive Line	2002-03
	Tight Ends	2004-05
Marshall, Steve	Asst. Offensive Line	2002-05
	Offensive Line	2005
Matthews, Bruce	Offensive Assistant	2009-10
McDaniel, Mike	Offensive Assistant	2006-08
Midget, Anthony	Asst. Secondary	2014-16
O'BRIEN, BILL	HEAD COACH	2014-16
O'Hara, Pat	Offensive Assistant	2015-16
Oden, Tony	Asst. Defensive Backs	2004-05
Olivadotti, Tom	Linebackers	2004-05
Palmer, Chris	Offensive Coordinator	2002-05
Pariani, Brian	Tight Ends	2006-13
Pasqualoni, Paul	Defensive Line	2015
Pendry, Joe	Offensive Line	2004-05
	Offensive Coordinator	2005
Perry, John	Tight Ends	2014-16
Phillips, Wade	Defensive Coordinator	2011-13
Pleasant, Anthony	Asst. Strength & Conditioning	2014
	Defensive Assistant	2015
Pollack, Frank	Asst. Offensive Line	2008-11
Rhodes, Ray	Asst. Defensive Backs	2008
	Senior Defensive Assistant	2009-10
Riley, Dan	Head Strength and Conditioning	2002-08
Roman, Greg	Tight Ends	2002-03
	Quarterbacks	2004-05
Ryan, Jim	Offensive Assistant	2011
	Asst. Offensive Line	2012-13
Ryan, Sean	Wide Receivers	2016
Saleh, Robert	Defensive Assistant	2006-08
	Asst. Linebackers	2009-10
Schiotz, Matt	Asst. Strength & Conditioning	2009-13
Shanahan, Kyle	Wide Receivers	2006
	Quarterbacks	2007
	Offensive Coordinator/Quarterbacks	2008-09
Sherman, Mike	Asst. Head Coach/Offense	2006
	Asst. Head Coach/Offensive Coordinator	2007
	Asst. Defensive Line	2006
Simien, Tracy	Head Strength & Conditioning	2010-13
Smith, Cedric	Defensive Coordinator	2006-08
Smith, Richard	Defensive Coordinator	2006-08
Stewart, Brian	Asst. Defensive Backs	2002-03
Sutulovich, Eric	Asst. Special Teams	2002-05
Vrabel, Mike	Linebackers	2014-16
Weaver, Anthony	Defensive Line	2016
Wright, Ray	Asst. Strength and Conditioning	2002-08
	Head Strength and Conditioning	2009
Zgonina, Jeff	Asst. Defensive Line	2013

TEXANS TRADE HISTORY

March 4, 2002:	Traded QB Danny Wuerffel to Washington in exchange for DT Jerry Deloach.
March 25, 2002:	Traded 2002 seventh-round draft pick to Pittsburgh as compensation for restricted free agent K Kris Brown.
March 28, 2002:	Traded future draft pick to St. Louis in exchange for CB Jacoby Shepherd.
April 17, 2002:	Traded RB Charlie Rogers to Buffalo in exchange for LB Jay Foreman.
April 21, 2002:	Traded fourth-round pick in 2002 to Atlanta in exchange for 2003 third-round pick (88th overall-Dave Ragone).
March 6, 2003:	Traded fifth-round pick to New England in exchange for T Greg Randall.
April 26, 2003:	Traded second-round pick (36th overall) and fourth-round pick (117th overall) to New England for second-round pick (41st overall-Bennie Joppru) and third-round pick (75th overall-Seth Wand).
April 26, 2003:	Traded third-round pick (83rd overall) and seventh-round pick (262nd overall) to Oakland in exchange for 2004 second-round pick (supplemental draft pick-Tony Hollings).
April 27, 2003:	Traded fifth-round pick (138th overall) to Indianapolis for 2004 fourth-round pick (122nd overall-Glenn Earl).
March 19, 2004:	Traded QB Drew Henson to Dallas in exchange for 2005 third-round pick.
April 24, 2004:	Traded second round pick (40th overall), third-round pick (71st overall), fourth-round pick (103rd overall) to Tennessee in exchange for first-round pick (27th overall-Jason Babin); also exchanged fifth-round picks (138th to 159th overall) with Tennessee.
April 25, 2004:	Traded fifth-round pick (159th overall) to Jacksonville in exchange for sixth-round pick (175th overall-Jammal Lord) and seventh-round pick (210th overall-Raheem Orr).
April 20, 2005:	Traded second-round pick (47th overall) and third-round pick (78th overall) to Oakland in exchange for CB Phillip Buchanon.
April 23, 2005:	Traded first-round pick (13th overall) to New Orleans in exchange for first-round pick (16th overall-Travis Johnson) in 2005 draft and third-round selection in 2006 draft.
April 6, 2006:	Traded a fifth-round pick (134th overall) to Buffalo in exchange for WR Eric Moulds.
July 27, 2006:	Traded a conditional seventh-round pick in the 2007 Draft to San Francisco for QB Cody Pickett.
Sept. 13, 2006:	Traded RB Vernand Morency to Green Bay in exchange for RB Samkon Gado.
March 22, 2007:	Acquired QB Matt Schaub from Atlanta for 2007 and 2008 second-round pick, and the eighth overall pick for the 10th overall pick (Amobi Okoye) in the 2007 Draft.
April 29, 2007:	Traded fourth-round draft pick (107th overall) to New Orleans in exchange for the Saints 2007 fourth-round pick (123rd overall- Fred Bennett) and a 2007 fifth-round pick (163rd overall-Brandon Frye).
March 17, 2008:	Traded a sixth-round pick in the 2008 NFL Draft to Denver in exchange for C Chris Myers.
April 26, 2008:	Traded first-round pick (No. 18 overall) to Baltimore for first-round pick (No. 26 overall-Duane Brown), a third-round pick (89th overall-Steve Slaton) and a sixth-round pick (173rd overall-Dominique Barber).
Feb. 27, 2009:	Traded QB Sage Rosenfels to Minnesota in exchange for the 122nd selection in the 2009 NFL Draft (TE Anthony Hill).
Aug. 31, 2009:	Traded DT Travis Johnson to San Diego in exchange for a sixth-round selection in the 2010 NFL Draft (197th overall - WR Trindon Holliday).
April 23, 2010:	Traded second-round pick (51st overall) to Minnesota in exchange for second- (62nd overall - traded) and third-round pick (93rd overall - traded).
April 23, 2010:	Traded second- (62nd overall) and fifth-round (150th overall) picks to New England in exchange for second-round pick (58th overall - RB Ben Tate).
April 24, 2010:	Traded third-round pick (93rd overall) to Kansas City in exchange for fourth- (102nd overall - LB Darryl Sharpton) and fifth-round (144th overall - CB Sherrick McManis) picks.
April 29, 2011:	Traded third- (73rd overall) and fifth-round (138th overall) pick with New England for a second-round (60th overall - CB Brandon Harris) pick.
April 30, 2011:	Traded fourth-round pick (105th overall) and sixth-round pick (178th) to Washington for a fourth-round pick (127th overall - CB Roc Carmichael) and two fifth-round picks (144th - S Shiloh Keo and 152nd - QB T.J. Yates).
Oct. 12, 2011:	Acquired WR Derrick Mason from N.Y. Jets for a conditional draft choice in the 2012 NFL Draft.
March 20, 2012:	Traded ILB DeMeco Ryans to Philadelphia for an exchange of third-round picks (88th overall for 76th overall - G Brandon Brooks) and a fourth-round pick (99th overall - C Ben Jones).
April 27, 2012:	Traded second- and seventh-round picks (58th and 233rd overall) to Tampa Bay for picks in the third (68th overall - WR DeVier Posey) and fourth (126th overall - WR Keshawn Martin) rounds.
Aug. 31, 2012:	Traded CB Sherrick McManis to Chicago for FB Tyler Clutts.
April 27, 2013:	Traded fifth-round pick (160th overall) to St. Louis for two picks in the sixth round (184th and 198th overall - NT Chris Jones). The Texans included the 184th pick in a subsequent trade.
April 27, 2013:	Traded sixth-round pick (184th overall) and seventh-round pick (233rd overall) to Oakland for a sixth-round pick (176th overall - T David Quessenberry).
Aug. 12, 2013:	Traded WR Jeff Maehl to Philadelphia for OT Nate Menkin.
March 21, 2014:	Traded QB Matt Schaub to Oakland for a sixth-round pick (181st overall - RB Alfred Blue).
May 9, 2014:	Traded fourth-round pick (101st overall) and fifth-round pick (141st overall) to Philadelphia for third-round pick (83rd overall - NT Louis Nix).
June 19, 2014:	Traded QB T.J. Yates to Atlanta for ILB Akeem Dent.
Aug. 31, 2014:	Traded a conditional draft pick to New England for QB Ryan Mallett.
March 11, 2015:	Traded QB Ryan Fitzpatrick to N.Y. Jets for a conditional draft pick.
March 11, 2015:	Traded QB Case Keenum to St. Louis for a conditional draft pick.
May 1, 2015:	Traded second-, fourth-, and sixth-round picks (51st, 116th and 195th overall) to Cleveland for a second- and seventh-round pick (43rd and 229th overall). The Texans selected LB Benardrick McKinney with the second-round pick and traded the seventh-rounder.
May 1, 2015:	Traded WR DeVier Posey and third-, fifth- and seventh-round picks (82nd, 152nd and 229th overall) for a third-round pick (70th overall). The Texans selected WR Jaelen Strong with the pick.
Aug. 31, 2015:	Acquired T Chris Clark from Denver for a 2016 seventh-round pick.
Sept. 2, 2015:	Traded TE Khari Lee to Chicago for a 2017 sixth-round pick.
Sept. 17, 2015:	Traded WR Keshawn Martin and a 2016 sixth-round pick to New England for a 2016 fifth-round pick (166th overall - NT D.J. Reader)
April 28, 2016:	Traded first-round pick (22nd overall) in 2016 and sixth-round pick in 2017 to Washington for a first-round pick (21st overall). The Texans selected WR Will Fuller with the pick.
April 29, 2016:	Traded second-round (52nd overall) and sixth-round (195th overall) picks in 2016 to Atlanta for a second-round pick (50th overall). The Texans selected C Nick Martin with the pick.

TEXANS FREE AGENCY HISTORY

2002

Players Signed (17):

March 6: C/G Steve McKinney, Indianapolis
 March 7: LB Kailee Wong, Minnesota
 March 10: WR Corey Bradford, Green Bay
 March 15: RB James Allen, Chicago; LB Greg Jones, Chicago
 March 25: K Kris Brown, Pittsburgh (restricted)
 March 26: WR Tony Simmons, Indianapolis
 April 3: T Jimmy Herndon, Chicago
 April 5: SS Chris Carter, Cincinnati
 April 8: QB Kent Graham, Washington;
 CB Jason Simmons, Pittsburgh
 April 9: G DeMingo Graham, San Diego;
 TE Kaseem Sinceno, Chicago
 April 10: TE Rod Rutledge, New England
 April 18: LB Jeff Posey, Jacksonville
 April 25: LB Robert Jones, Washington
 May 9: LB Allen Aldridge, Detroit

Players Lost (0):

None

2003

Players Signed (15):

March 1: T/G Zach Wiegert, Jacksonville
 March 4: LB Jay Foreman, Houston
 March 11: DE Corey Sears, Houston; FS Kevin Williams, Houston
 March 17: SS Eric Brown, Houston
 March 18: CB Pat Dennis, Houston (restricted); QB Mike Quinn, Houston
 March 21: CB Jason Simmons, Houston
 March 25: WR JaJuan Dawson, Houston (restricted)
 March 27: T Jimmy Herndon, Houston
 April 2: LB Charlie Clemons, New Orleans;
 CB Kenny Wright, Houston
 April 4: QB Tony Banks, Houston
 April 9: RB Stacey Mack, Jacksonville
 April 25: G Ryan Schau, Houston

Players Lost (4):

Feb. 28: LB Jeff Posey, Buffalo
 March 5: T Ryan Young, Dallas
 March 14: LB Keith Mitchell, Jacksonville
 March 28: G Cameron Spikes, Arizona

2004

Players Signed (14):

March 3: DE Gary Walker, Houston
 March 4: DT Robaire Smith, Tennessee; T Todd Wade, Miami;
 G/C Todd Washington, Houston
 March 11: CB Jason Simmons, Houston
 March 16: LB DaShon Polk, Buffalo
 March 22: TE Mark Bruener, Pittsburgh; DE Corey Sears, Houston
 March 23: TE Jabari Holloway, Houston (restricted)
 March 30: FS Pat Dennis, Houston
 April 19: FB Moran Norris, Houston (restricted)
 April 20: CB Darrick Vaughn, Houston (restricted)
 April 22: CB Jason Bell, Houston (restricted)
 April 28: DE Jerry Deloach, Houston (restricted)

Players Lost (4):

March 4: FB Greg Comella, Tampa Bay; LB Steve Foley, San Diego
 March 6: DT Steve Martin, Minnesota
 March 10: QB Mike Quinn, Denver
 April 20: T Greg Randall, San Francisco

2005

Players Signed (20):

March 3: LB Morlon Greenwood, Miami; DT Seth Payne, Houston
 March 5: CB Jason Bell, Houston; FB Moran Norris, Houston
 March 9: CB Lewis Sanders, Cleveland; DE Corey Sears, Houston;
 CB Jason Simmons, Houston
 March 10: DE Jerry Deloach, Houston
 March 17: QB Tony Banks, Houston; LB Frank Chamberlin, Cincinnati
 March 23: T Garrick Jones, Houston (restricted)
 April 11: WR Corey Bradford, Houston; RB Jonathan Wells, Houston
 April 12: LB Troy Evans, Houston (restricted)

April 15: G Milford Brown, Houston (restricted)
 April 18: KR Reggie Swinton, Detroit
 May 3: LB Zeke Moreno, San Diego
 May 13: T Victor Riley, New Orleans
 May 18: TE Marcellus Rivers, N.Y. Giants
 June 8: WR Kevin Kasper, New England

Players Lost (3):

March 10: FS Marlon McCree, Carolina
 March 31: CB Kenny Wright, Jacksonville
 June 7: T Marcus Spears, Cleveland

2006

Players Signed (25):

March 11: FB Jameel Cook, Tampa Bay
 March 12: QB Sage Rosenfels, Miami; DE Anthony Weaver, Baltimore
 March 14: CB Chris McKenzie, Houston; P Filip Filipovic, Philadelphia
 March 19: WR Kevin Walter, Cincinnati (restricted)
 March 21: TE Jeb Putzier, Denver
 March 23: LB Shantee Orr, Houston; LB Frank Chamberlin, Houston;
 LB DaShon Polk, Houston; SS Ramon Walker, Houston
 March 24: LB Sam Cowart, Minnesota; C Mike Flanagan, Green Bay;
 LB Troy Evans, Houston
 March 27: DE N.D. Kalu, Philadelphia
 March 31: G David Loverne, Detroit
 April 4: LB Wali Rainer, Detroit; WR Jake Schifino, New England
 April 10: TE Ben Steele; WR Chris Doering; FS Michael Stone,
 New England
 April 26: T Brad Bedell, Green Bay
 April 27: T Seth Wand, Houston (restricted)
 May 8: RB Antowain Smith, New Orleans; T Ephraim Salaam,
 Jacksonville

Players Lost (6):

March 13: CB Jason Bell, N.Y. Giants; WR Corey Bradford, Detroit
 March 16: WR Jabar Gaffney, Philadelphia
 March 24: G Tyson Walter, Washington
 May 6: RB Tony Hollings, Chicago
 May 10: TE Marcellus Rivers, Oakland

2007

Players Signed (18):

March 5: RB Ahman Green, Green Bay; DB Roc Alexander, Houston;
 DE N.D. Kalu, Houston; T Ephraim Salaam, Houston
 March 7: LB Danny Clark, New Orleans
 March 8: P Chad Stanley, Houston
 March 9: T Jordan Black, Kansas City
 March 12: TE Mark Bruener, Houston
 March 15: DT Jeff Zgonina, Miami
 March 21: LB Shawn Barber, Philadelphia
 March 23: RB Ron Dayne, Houston
 March 26: FB Vonta Leach, Houston
 April 3: CB Von Hutchins, Houston
 April 5: CB Jamar Fletcher, Detroit
 April 12: WR André Davis, Buffalo
 April 20: LB Shantee Orr, Houston
 April 23: LB Charlie Anderson, Houston
 April 27: SS Glenn Earl, Houston

Players Lost (5):

March 3: DE Antwan Peek, Cleveland
 March 7: CB Lewis Sanders, Atlanta
 April 6: QB David Carr, Carolina
 April 10: LB Troy Evans, New Orleans
 April 13: SS Michael Stone, N.Y. Giants

2008

Players Signed (21):

March 1: WR André Davis, Houston; CB Jacques Reeves, Dallas
 March 3: LB Kevin Bentley, Seattle
 March 7: SS Glenn Earl, Houston
 March 10: TE Mark Bruener, Houston
 March 14: LB Chaun Thompson, Cleveland
 March 20: RB Chris Brown, Tennessee; S Will Demps, Houston;
 DT N.D. Kalu, Houston
 March 24: QB Quinn Gray, Jacksonville; P Matt Turk, Houston

TEXANS FREE AGENCY HISTORY

March 27: RB Chris Taylor, Houston; WR Harry Williams, Houston;
 CB Nick Ferguson, Denver
 April 26: TE Joel Dreessen, Houston
 May 10: G Fred Weary, Houston
 May 19: CB Jimmy Williams, San Francisco; TE Ryan Krause,
 Green Bay
 May 22: WR Tim Carter, Cleveland; WR Mark Simmons, San Diego
 June 16: DE Roosevelt Colvin, New England

Players Lost (6):

March 1: LB Charlie Anderson, Miami
 March 2: S Von Hutchins, Atlanta
 March 4: TE Jeb Putzier, Seattle
 March 13: LB Danny Clark, N.Y. Giants
 March 20: S Michael Boulware, Minnesota
 April 4: WR/KR Jerome Mathis, Washington

2009

Players Signed (12):

Feb. 27: DE Stanley McClover, Houston; C Chris White, Houston;
 FS Eugene Wilson, Houston
 March 1: DE Antonio Smith, Arizona; QB Dan Orlovsky, Detroit
 March 4: TE Joel Dreessen, Houston
 March 12: S Nick Ferguson, Houston
 March 13: WR David Anderson, Houston
 March 30: DT Shaun Cody, Detroit
 April 6: LB Cato June, Tampa Bay
 April 7: T Rashad Butler, Houston; LB Buster Davis, Indianapolis

Players Lost (2):

March 4: SS C.C. Brown, N.Y. Giants
 April 2: CB DeMarcus Faggins, Tennessee

2010

Players Signed (18):

Jan. 11: QB John David Booty, Minnesota
 March 8: P Matt Turk, Houston; WR Kevin Walter, Houston
 March 16: G Wade Smith, Kansas City
 March 26: DE Tim Bulman, Houston
 March 31: LB DeMeco Ryans, Houston
 April 2: SS Bernard Pollard, Houston
 April 6: RB Ryan Moats, Houston
 April 7: K Neil Rackers, Arizona
 April 14: T Rashad Butler, Houston; C Chris White, Houston
 April 26: TE Michael Gaines, Cleveland
 April 29: LS Jon Weeks
 May 12: LB Danny Clark, N.Y. Giants
 June 11: TE Owen Daniels, Houston
 June 16: TE Derek Fine, Buffalo
 June 17: FB Justin Griffith, Seattle; WR Bobby Williams, Minnesota

Players Lost (2):

March 5: CB Dunta Robinson, Atlanta
 March 17: QB Rex Grossman, Washington

2011

Players Signed (13):

July 29: G Mike Brisiel, Houston (restricted); DE Tim Bulman, Houston;
 T Rashad Butler, Houston; RB Arian Foster, Houston;
 WR Jacoby Jones, Houston; CB Johnathan Joseph, Cincinnati;
 QB Matt Leinart, Houston; DE Damione Lewis, Houston;
 FS Danieal Manning, Chicago; G Kasey Studdard, Houston
 P Brad Maynard, Chicago
 August 2: FB Lawrence Vickers, Cleveland
 August 3: ILB Tim Dobbins, Miami
 August 7: ILB Tim Dobbins, Miami

Players Lost (6):

July 30: LB Zac Diles, St. Louis
 July 31: FB Vonta Leach, Baltimore; P Matt Turk, Jacksonville
 August 4: S Bernard Pollard, Baltimore
 August 5: DE Mark Anderson, New England
 August 24: LB Kevin Bentley, San Diego

2012

Players Signed (10):

March 17: C Chris Myers, Houston
 March 30: P Donnie Jones, St. Louis

April 5: S Quintin Demps, Houston
 ILB Tim Dobbins, Houston; ILB Bradie James, Dallas
 May 8: K Shayne Graham, Baltimore
 May 11: QB John Beck, Washington
 June 4: CB Alan Ball, Dallas; RB Justin Forsett, Seattle
 June 14: FB Moran Norris, San Francisco

Players Lost (5):

March 15: OLB Mario Williams, Buffalo
 March 16: G Mike Brisiel, Oakland
 March 19: CB Jason Allen, Cincinnati
 March 23: TE Joel Dreessen, Denver
 April 30: K Neil Rackers, Washington

2013

Players Signed (8):

March 15: T Andrew Gardner, Houston
 March 20: CB Brice McCain, Houston
 March 22: S Ed Reed, Baltimore
 March 23: P Shane Lechler, Oakland
 March 27: FB Greg Jones, Jacksonville
 April 8: T Ryan Harris, Houston
 April 12: ILB Tim Dobbins, Houston
 May 15: C Tyler Horn, Tennessee; RB Deji Karim, Indianapolis

Players Lost (8):

March 12: TE James Casey, Philadelphia
 March 13: S Glover Quin, Detroit
 March 14: OLB Connor Barwin, Philadelphia
 March 15: CB Alan Ball, Jacksonville; RB Justin Forsett,
 Jacksonville
 March 25: P Donnie Jones, Philadelphia
 April 15: K Shayne Graham, Cleveland
 May 8: T Rashad Butler, Cleveland

2014

Players Signed (7):

March 14: TE Garrett Graham, Houston
 March 18: NT Jerrell Powe, Kansas City
 March 21: QB Ryan Fitzpatrick, Tennessee; S Kendrick Lewis,
 Kansas City
 March 28: S Chris Clemons, Miami
 April 7: RB Andre Brown, N.Y. Giants
 April 15: DE Ricardo Mathews, Indianapolis

Players Lost (9):

March 12: OLB Bryan Braman, Philadelphia; ILB Joe Mays, Kansas City;
 NT Terrell McClain, Dallas; NT Earl Mitchell, Miami
 March 14: DE Antonio Smith, Oakland; ILB Darryl Sharpton, Washington
 March 15: RB Ben Tate, Cleveland
 March 31: T Andrew Gardner, Philadelphia
 April 8: WR Lestar Jean, Minnesota

2015

Players Signed (16):

March 9: CB Kareem Jackson, Houston; WR Damaris Johnson,
 Houston; T Derek Newton, Houston
 March 10: QB Ryan Mallett, Houston; S Eddie Pleasant, Houston; ILB Jeff
 Tarpinian, Houston
 March 11: QB Brian Hoyer, Cleveland
 March 12: FS Rahim Moore, Denver
 March 16: DT Vince Wilfork, New England
 March 16: WR Cecil Shorts III, Jacksonville
 March 24: ILB Akeem Dent, Houston
 April 1: WR Nate Washington, Tennessee
 April 9: G Cody White, Houston
 April 29: RB Chris Polk, Philadelphia
 May 1: S Stevie Brown, N.Y. Giants
 June 2: NT Brandon Deaderick, New Orleans

Players Lost (2):

March 10: OLB Brooks Reed, Atlanta
 March 27: FS Kendrick Lewis, Baltimore

TEXANS FREE AGENCY HISTORY

2016

Players Signed (18):

March 7: G/T Jeff Adams, Houston; CB Charles James, Houston
 March 8: P Shane Lechler, Houston; S Eddie Pleasant, Houston; K Nick Novak, Houston; T Chris Clark, Houston
 March 10: QB Brock Osweiler, Denver; RB Lamar Miller, Miami; G Jeff Allen, Kansas City; C Tony Bergstrom, Oakland
 March 16: FS Antonio Allen, N.Y. Jets
 March 18: RB Jonathan Grimes, Houston
 March 28: CB A.J. Bouye, Houston
 March 29: QB Brandon Weeden, Houston
 April 6: OLB John Simon, Houston
 April 7: S Quintin Demps, Houston

Players Lost (8):

March 3: TE Garrett Graham, Denver; S Rahim Moore, Cleveland; RB Arian Foster
 March 10: C Ben Jones, Tennessee; G Brandon Brooks, Philadelphia
 March 24: WR Nate Washington, New England
 April 19: QB Brian Hoyer, Chicago; QB B.J. Daniels



Since the Texans signed CB Johnathan Joseph in 2011, he is second in the NFL in passes defended with 74, including a career-high 22 in 2015.

TEXANS IN PRIME TIME

The Texans have appeared in 25 prime time games (including Thanksgiving) and have posted a record of 8-17.

Year	Date	Opponent	Network	Result	Attendance
2002	Sunday, Sept. 8	Dallas	ESPN	W, 19-10	69,604
2004	Sunday, Nov. 21	Green Bay	ESPN	L, 16-13	70,769
2005	Sunday, Oct. 16	at Seattle	ESPN	L, 42-10	66,196
2005	Sunday, Nov. 20	Kansas City	ESPN	L, 45-17	70,481
2007	Thursday, Dec. 13	Denver	NFL Network	W, 31-13	70,747
2008	Monday, Dec. 1	Jacksonville	ESPN	W, 30-17	70,809
2009	Monday, Nov. 23	Tennessee	ESPN	L, 20-17	71,153
2010	Monday, Nov. 1	at Indianapolis	ESPN	L, 30-17	66,363
2010	Thursday, Dec. 1	at Philadelphia	NFL Network	L, 34-24	69,144
2010	Monday, Dec. 13	Baltimore	ESPN	L, 34-28	71,413
2011	Thursday, Dec. 22	at Indianapolis	NFL Network	L, 19-16	64,159
2012	Monday, Oct. 8	at N.Y. Jets	ESPN	W, 23-17	79,088
2012	Sunday, Oct. 14	Green Bay	NBC	L, 42-24	71,702
2012	Sunday, Nov. 11	Chicago	NBC	W, 13-6	62,410
2012	Thursday, Nov. 22	at Detroit	CBS	W, 34-31 (OT)	64,827
2012	Monday, Dec. 10	at New England	ESPN	L, 42-14	69,756
2013	Monday, Sept. 9	at San Diego	ESPN	W, 31-28	59,522
2013	Sunday, Oct. 6	at San Francisco	NBC	L, 34-3	69,732
2013	Sunday, Nov. 3	Indianapolis	NBC	L, 27-24	71,778
2013	Thursday, Dec. 5	Jacksonville	NFL Network	L, 27-20	60,414
2014	Thursday, Oct. 9	Indianapolis	NFL Network	L, 33-28	71,787
2014	Monday, Oct. 20	at Pittsburgh	ESPN	L, 30-23	56,375
2015	Thursday, Oct. 8	vs. Indianapolis	CBS	L, 27-20	71,732
2015	Monday, Nov. 16	at Cincinnati	ESPN	W, 10-6	61,381
2015	Sunday, Dec. 13	vs. New England	NBC	L, 27-6	71,908

TEXANS IN OVERTIME



WR DeAndre Hopkins' three-yard touchdown catch in overtime vs. Tennessee on Sept. 15, 2013 sealed the Texans' win over the Titans at Reliant Stadium.

November 23, 2003 at Reliant Stadium

New England	23
Houston	20

Game winner- K Adam Viniteri's 28-yard FG

October 10, 2004 at Reliant Stadium

Minnesota	34
Houston	28

Game winner- WR Marcus Robinson's 50-yard TD reception

November 27, 2005 at Reliant Stadium

St. Louis	33
Houston	27

Game winner- WR Kevin Curtis' 56-yard TD reception

January 1, 2006 at Monster Park

San Francisco	20
Houston	17

Game winner- K Joe Nedney's 33-yard FG

December 10, 2006 at Reliant Stadium

Tennessee	26
Houston	20

Game winner- QB Vince Young's 39-yard TD run

September 28, 2008 at Jacksonville Municipal Stadium

Jacksonville	30
Houston	27

Game winner- K Josh Scobee's 37-yard FG

September 19, 2010 at FedEx Field

Houston	30
Washington	27

Game winner- K Neil Rackers' 35-yard FG

December 13, 2010 at Reliant Stadium

Baltimore	34
Houston	28

Game winner- Josh Wilson's 12-yard INT return for touchdown

November 18, 2012 at Reliant Stadium

Jacksonville	37
Houston	43

Game winner- Andre Johnson's 48-yard TD reception

November 22, 2012 at Ford Field

Houston	34
Detroit	31

Game winner- Shayne Graham's 32-yard FG

September 15, 2013 at Reliant Stadium

Tennessee	24
Houston	30

Game winner- DeAndre Hopkins' 3-yard TD reception

September 29, 2013 at Reliant Stadium

Houston	20
Seattle	23

Game winner- Steven Hauschka's 45-yard FG

October 5, 2014 at AT&T Stadium

Houston	17
Dallas	20

Game winner- Dan Bailey's 49-yard FG

TEXANS HONORS

Associated Press Defensive Player of the Year

2012: DE J.J. Watt
2014: DE J.J. Watt
2015: DE J.J. Watt

Associated Press All-Pro First Team

2005: KR Jerome Mathis
2008: WR Andre Johnson
2009: WR Andre Johnson
2010: RB Arian Foster
FB Vonta Leach
2012: LT Duane Brown
DE J.J. Watt
2013: DE J.J. Watt
2014: DE J.J. Watt
2015: DE J.J. Watt

Associated Press All-Pro Second Team

2007: LB DeMeco Ryans
DE Mario Williams
2011: LT Duane Brown
ILB Brian Cushing
RB Arian Foster
CB Johnathan Joseph
2012: WR Andre Johnson
2015: WR DeAndre Hopkins

Associated Press Rookie of the Year

2006: LB DeMeco Ryans (Defensive)
2009: LB Brian Cushing (Defensive)

Bert Bell Professional Football Player of the Year / Maxwell Football Club

2014: DE J.J. Watt

NFL Pro Bowl

2003
CB Aaron Glenn (3rd overall selection)
DE Gary Walker (2nd overall selection)
2005
WR Andre Johnson (1st selection)
2006
WR Jerome Mathis (1st selection)
2007
WR Andre Johnson (2nd selection)
2008
LB DeMeco Ryans (1st selection)
2009
WR Andre Johnson (3rd selection)
DE Mario Williams (1st selection)
TE Owen Daniels (1st selection)
2010
LB Brian Cushing (1st selection)
WR Andre Johnson (4th selection)
LB DeMeco Ryans (2nd selection)
QB Matt Schaub (1st selection)
DE Mario Williams (2nd selection)
2011
RB Arian Foster (1st selection)
WR Andre Johnson (5th selection)
FB Vonta Leach (1st selection)
RB Arian Foster (2nd selection)
CB Johnathan Joseph (1st selection)
C Chris Myers (1st selection)
DE Antonio Smith (1st selection)

2012

LT Duane Brown (1st selection)
TE Owen Daniels (2nd selection)
RB Arian Foster (3rd selection)
WR Andre Johnson (6th selection)
CB Johnathan Joseph (2nd selection)
C Chris Myers (2nd selection)
QB Matt Schaub (2nd selection)
LG Wade Smith (1st selection)
DE J.J. Watt (1st selection)

2013

LT Duane Brown (2nd selection)
WR Andre Johnson (7th selection)
DE J.J. Watt (2nd selection)

2014

RB Arian Foster (4th selection)
DE J.J. Watt (3rd selection)

2015

WR DeAndre Hopkins (1st selection)
DE J.J. Watt (4th selection)
LS Jon Weeks (1st selection)

NFL Pro Bowl Most Valuable Player

2010: QB Matt Schaub
2015: DE J.J. Watt (Defensive)
*Began naming Offensive and Defensive MVP in 2014

Kansas City 101 AFC Coach of the Year

2011: Gary Kubiak

Kansas City 101 AFC Defensive Player of the Year

2012: DE J.J. Watt
2014: DE J.J. Watt
2015: DE J.J. Watt

Associated Press

NFL Player of the Week

2007: DE Mario Williams (Sept. 9)
K Kris Brown (Oct. 7)
2008: WR Andre Johnson (Oct. 26)

AFC Player of the Month

2002
P Chad Stanley (Special Teams, Sept.)
2003
CB Marcus Coleman (Defense, Sept.)
2008
WR Andre Johnson (Offense, Oct.)
2010
RB Arian Foster (Offense, Sept.)
2011
RB Arian Foster (Offense, Oct.)
OLB Connor Barwin (Defense, Nov.)
2012
DE J.J. Watt (Defense, Sept.)
WR Andre Johnson (Offense, Nov.)
DE J.J. Watt (Defense, Dec.)
2014
DE J.J. Watt (Defense, Sept.)
DE J.J. Watt (Defense, Dec.)
2015
DE J.J. Watt (Defense, Nov.)
OLB Whitney Mercilus (Defense, Dec.)

NFL Player of the Month

2007
WR/KR André Davis (Special Teams, Dec.)

AFC Player of the Week

2002

CB Aaron Glenn (Defense, Dec. 8)
WR Avion Black (Special Teams, Dec. 15)

2003

P Chad Stanley (Special Teams, Nov. 2)

2004

K Kris Brown (Special Teams, Sept. 26)

2005

WR Jerome Mathis (Special Teams, Oct. 30)

2006

WR Andre Johnson (Offense, Oct. 1)
LB DeMeco Ryans (Defense, Dec. 3)
K Kris Brown (Special Teams, Dec. 24)

2007

DE Mario Williams (Defense, Sept. 9)
K Kris Brown (Special Teams, Oct. 7)
WR André Davis (Special Teams, Dec. 9)
DE Mario Williams (Defense, Dec. 13)

2008

WR Jacoby Jones (Special Teams, Oct. 12)
WR Jacoby Jones (Special Teams, Oct. 26)
QB Matt Schaub (Offense, Dec. 7)
RB Steve Slaton (Offense, Dec. 1)

2009

QB Matt Schaub (Offense, Sept. 20)
WR Jacoby Jones (Special Teams, Oct. 4)
LB Brian Cushing (Defense, Oct. 18)
LB Brian Cushing (Defense, Nov. 1)

2010

RB Arian Foster (Offense, Sept. 15)
WR Andre Johnson (Offense, Sept. 22)
QB Matt Schaub (Offense, Oct. 20)
CB Glover Quin (Defense, Dec. 1)

2011

RB Arian Foster (Offense, Oct. 5 & Oct. 26)

2012

DE J.J. Watt (Defense, Sept. 19)
QB Matt Schaub (Offense, Nov. 21)
DE J.J. Watt (Defense, Dec. 19)

2014

DE J.J. Watt (Defense, Oct. 1)
DE J.J. Watt (Defense, Nov. 19)
QB Ryan Fitzpatrick (Offense, Dec. 3)
K Randy Bullock (Special Teams, Dec. 24)

2015

WR DeAndre Hopkins (Offense, Week 6)
DE J.J. Watt (Defense, Week 11)
DE J.J. Watt (Defense, Week 17)

NFL Rookie of the Week

2003

WR Andre Johnson (Sept. 28)
RB Domanick Williams (Oct. 19)
RB Domanick Williams (Oct. 26)
RB Domanick Williams (Nov. 2)
RB Domanick Williams (Nov. 9)
WR Andre Johnson (Nov. 16)
RB Domanick Williams (Nov. 30)

2011

QB T.J. Yates (Dec. 13)

NFL Rookie of the Month

2003: RB Domanick Williams (Oct.)
2006: LB DeMeco Ryans (Dec.)
2007: DT Amobi Okoye (Sept.)
2008: RB Steve Slaton (Dec.)
2009: LB Brian Cushing (Nov.)
LB Brian Cushing (Dec.)
2013: WR DeAndre Hopkins (Sept.)

TEXANS HONORS

NFL Rookie of the Year

2003: RB Domanick Williams

NFL Coach of the Week

2002: Dom Capers (Sept. 8)
2003: Dom Capers (Sept. 28)

NFL Alumni Player of the Year

2005: KR Jerome Mathis (Kick Returner)
2006: WR Andre Johnson (Wide Receiver)
2007: DE Mario Williams (Defensive Lineman)
2008: WR Andre Johnson (Wide Receiver)
2009: WR Andre Johnson (Wide Receiver)

NFL Players Association

Rookie of the Week

2008: RB Steve Slaton (Oct. 5)

College & Pro Football News Weekly All-Pro

2002: CB Aaron Glenn

ESPN.com All-Pro

2003: P Chad Stanley
2008: WR Andre Johnson

ESPN.com All-Rookie

2004: CB Dunta Robinson

FedEx Air Player of the Week

2010: QB Matt Schaub (Week 2)
2012: QB Matt Schaub (Week 11)
2014: QB Ryan Fitzpatrick (Week 13)

FedEx Ground Player of the Week

2010: RB Arian Foster (Week 1)
RB Arian Foster (Week 17)

GMC Never Say Never Moment of the Week

2013: Week 1, ILB Brian Cushing game-tying INT return at San Diego

Madden Most Valuable Protectors

2011: Week 7 (LT Duane Brown, LG Wade Smith, C Chris Myers, RG Mike Brisiel, RT Eric Winston)
2012: Week 4 (LT Duane Brown, LG Wade Smith, C Chris Myers, RG Antoine Caldwell, RT Derek Newton)
2012: Week 13 (LT Duane Brown, LG Wade Smith, C Chris Myers, RG Ben Jones, RT Ryan Harris)

Football Digest All-Pro

2002: CB Aaron Glenn (2nd team)
2004: WR Andre Johnson (2nd team)

KFFL All-Rookie Team

2003: RB Domanick Williams
WR Andre Johnson

Mickey Herskowitz Award

2004: QB David Carr
2005: CB Dunta Robinson
2006: DE N.D. Kalu
2007: LT Ephraim Salaam
2008: WR Andre Johnson

Pro Football Weekly/PFWA Defensive Most Valuable Player

2012: DE J.J. Watt
2014: DE J.J. Watt
2015: DE J.J. Watt

Pro Football Weekly/PFWA All-NFL

2005: KR Jerome Mathis
2008: WR Andre Johnson
2009: WR Andre Johnson
LB Brian Cushing
2011: CB Johnathan Joseph
2012: LT Duane Brown
DE J.J. Watt
2013: DE J.J. Watt
2014: DE J.J. Watt
2015: DE J.J. Watt
WR DeAndre Hopkins

Pro Football Weekly All-AFC

2002: CB Aaron Glenn
DE Gary Walker
2005: KR Jerome Mathis
2011: LT Duane Brown
ILB Brian Cushing
CB Johnathan Joseph

Pro Football Weekly All-Rookie

2002: QB David Carr
2003: RB Domanick Davis
WR Andre Johnson
2005: KR Jerome Mathis
2006: TE Owen Daniels
LB DeMeco Ryans
2007: DT Amobi Okoye
2008: LB Xavier Adibi
2009: LB Brian Cushing
2011: DE J.J. Watt
2013: WR DeAndre Hopkins

Pro Football Weekly Most Improved

2010: RB Arian Foster

Pro Football Weekly Rookie of the Year

2004: CB Dunta Robinson (Defense)
2006: LB DeMeco Ryans (Defense)
2009: LB Brian Cushing (Defense)

Sports Illustrated All-Pro Team

2005: KR Jerome Mathis
2008: WR Andre Johnson
2011: RT Eric Winston

SI.com Coordinator of the Year

2011: Wade Phillips, Defensive Coordinator

Sporting News All-Rookie Team

2008: LB Xavier Adibi
2009: LB Brian Cushing

Sporting News All-Pro

2002: CB Aaron Glenn
2005: KR Jerome Mathis
2008: DE Mario Williams
WR Andre Johnson
2009: WR Andre Johnson
2010: RB Arian Foster
WR Andre Johnson

Sporting News Coordinator of the Year

2011: Wade Phillips, Defensive Coordinator

Sporting News Defensive Player of the Year

2014: DE J.J. Watt
2015: DE J.J. Watt

CNN's Peter King's Player of the Week

2008: QB Matt Schaub (Offense, Dec. 7)
WR Jacoby Jones (Special Teams, Oct. 26)
WR Andre Johnson (Offense, Dec. 14)

ESPN ESPY'S

2011: RB Arian Foster (Strongest Performance)

Touchdown Club Player of the Year

2004: WR Andre Johnson
2005: RB Domanick Davis
2006: WR Andre Johnson
2007: LB DeMeco Ryans
2008: WR Andre Johnson

USA Today All-Joe Team

2002: DT Seth Payne
2003: T Chester Pitts
DE Corey Sears
2004: G Chester Pitts
P Chad Stanley
2005: RB Jonathan Wells
2006: DE Anthony Weaver
2007: LB Morlon Greenwood
CB Von Hutchins
T Eric Winston
2008: FB Vonta Leach
CB Antwaun Molden
WR Kevin Walter
G Mike Brisiel
2009: SS Bernard Pollard
2011: RG Mike Brisiel
OLB Connor Barwin
LT Duane Brown
RB Ben Tate
DE J.J. Watt
2012: OLB Bryan Braman
FB James Casey

Ed Block Courage Award

2002: CB Jason Bell
2003: CB Aaron Glenn
2004: DT Seth Payne
2005: WR Jabar Gaffney
2006: LB Kailee Wong
2007: DE Anthony Weaver
2008: WR Harry Williams
2009: LB Zac Diles
2010: TE Joel Dreessen
2011: LB DeMeco Ryans
2012: QB Matt Schaub
2013: ILB Brian Cushing
2014: G David Quessenberry
2015: OLB Jadeveon Clowney

Deacon Jones Award

2015: DE J.J. Watt

TEXANS DRAFT HISTORY

2002

Rd	Pick	Player	College	Pos.
1	1	David Carr	Fresno State	QB
2	33	Jabar Gaffney	Florida	WR
2	50	Chester Pitts	San Diego State	T
3	66	Fred Weary	Tennessee	G
3	83	Charles Hill	Maryland	DT
4	99	Jonathan Wells	Ohio State	RB
5	136	Jarrod Baxter	New Mexico	FB
5	153	Ramon Walker	Pittsburgh	FS
6	173	DeMarcus Faggins	Kansas State	CB
6	190	Howard Green	LSU	DT
7	229	Greg White	Minnesota	LB
7	261	Ahmad Miller	UNLV	DT

Supplemental Draft

6		Milford Brown	Florida State	G
---	--	---------------	---------------	---

2003

Rd	Pick	Player	College	Pos.
1	3	Andre Johnson	Miami	WR
2	41	*Bennie Joppru	Michigan	TE
3	67	Antwan Peek	Cincinnati	LB
3	75	Seth Wand	NW Missouri St.	T
3	88	Dave Ragone	Louisville	QB
4	104	Domanick Davis	LSU	RB
6	192	Drew Henson	Michigan	QB
6	214	Keith Wright	Missouri	DT
7	217	Curry Burns	Louisville	SS
7	233	Chance Pearce	Texas A&M	LS

Supplemental Draft

2		Tony Hollings	Georgia Tech	RB
---	--	---------------	--------------	----

2004

Rd	Pick	Player	College	Pos.
1	10	Dunta Robinson	South Carolina	CB
1	27	Jason Babin	Western Michigan	LB
4	122	Glenn Earl	Notre Dame	SS
6	170	Vontez Duff	Notre Dame	CB
6	175	Jammal Lord	Nebraska	FS
6	200	Charlie Anderson	Mississippi	LB
7	210	Raheem Orr	Rutgers	LB
7	211	Sloan Thomas	Texas	WR
7	248	B.J. Symons	Texas Tech	QB

2005

Rd	Pick	Player	College	Pos.
1	16	Travis Johnson	Florida State	DT
3	73	Vernand Morency	Oklahoma State	RB
4	114	Jerome Mathis	Hampton	WR
5	151	Drew Hodgdon	Arizona State	C
6	188	C.C. Brown	La.-Lafayette	SS
7	227	Kenneth Pettway	Grambling State	LB

2006

Rd	Pick	Player	College	Pos.
1	1	Mario Williams	North Carolina St.	DE
2	33	DeMeco Ryans	Alabama	LB
3	65	Charles Spencer	Pittsburgh	T
3	66	Eric Winston	Miami	T
4	98	Owen Daniels	Wisconsin	TE
6	170	Wali Lundy	Virginia	RB
7	251	David Anderson	Colorado State	WR

2007

Rd	Pick	Player	College	Pos.
1	10	Amobi Okoye	Louisville	DT
3	73	Jacoby Jones	Lane College	WR
4	123	Fred Bennett	South Carolina	CB
5	144	*Brandon Harrison	Stanford	S
5	163	Brandon Frye	Virginia Tech	T
6	183	Kasey Studdard	Texas	G
7	218	Zac Diles	Kansas State	LB

2008

Rd	Pick	Player	College	Pos.
1	26	Duane Brown	Virginia Tech	T
3	79	Antwaun Molden	Eastern Kentucky	CB
3	89	Steve Slaton	West Virginia	RB
4	118	Xavier Adibi	Virginia Tech	LB
5	151	Frank Okam	Texas	DT
6	173	Dominique Barber	Minnesota	S
7	223	Alex Brink	Washington State	QB

2009

Rd	Pick	Player	College	Pos.
1	15	Brian Cushing	USC	LB
2	46	Connor Barwin	Cincinnati	DE
3	77	Antoine Caldwell	Alabama	C
4	112	Glover Quin	New Mexico	CB
4	122	Anthony Hill	North Carolina St.	TE
5	152	James Casey	Rice	TE
6	188	Brice McCain	Utah	CB
7	223	*Troy Nolan	Arizona State	S

2010

Rd	Pick	Player	College	Pos.
1	20	Kareem Jackson	Alabama	CB
2	58	*Ben Tate	Auburn	RB
3	81	Earl Mitchell	Arizona	DT
4	102	Darryl Sharpton	Miami	LB
4	118	Garrett Graham	Wisconsin	TE
5	144	Sherrick McManis	Northwestern	CB
6	187	Shelley Smith	Colorado State	G
6	197	*Trindon Holliday	LSU	WR
7	227	Dorin Dickerson	Pittsburgh	WR

2011

Rd	Pick	Player	College	Pos.
1	11	J.J. Watt	Wisconsin	DE
2	42	Brooks Reed	Arizona	OLB
2	60	Brandon Harris	Miami	CB
4	127	Roc Carmichael	Virginia Tech	CB
5	144	Shiloh Keo	Idaho	S
5	152	T.J. Yates	North Carolina	QB
7	214	Derek Newton	Arkansas State	T
7	254	Cheta Ozougwu	Rice	OLB

2012

Rd	Pick	Player	College	Pos.
1	26	Whitney Mercilus	Illinois	OLB
3	68	DeVier Posey	Ohio State	WR
3	76	Brandon Brooks	Miami (Ohio)	G
4	99	Ben Jones	Georgia	C
4	121	Keshawn Martin	Michigan State	WR
4	126	Jared Crick	Nebraska	DE
5	161	*Randy Bullock	Texas A&M	K
6	195	Nick Mondek	Purdue	T

TEXANS DRAFT HISTORY

2013

Rd	Pick	Player	College	Pos.
1	27	DeAndre Hopkins	Clemson	WR
2	58	D.J. Swearingin	South Carolina	SS
3	89	*Brennan Williams	North Carolina	T
3	95	Sam Montgomery	LSU	OLB
4	124	*Trevardo Williams	Connecticut	OLB
6	176	*David Quessenberry	San Jose State	T
6	195	*Alan Bonner	Jacksonville State	WR
6	198	Chris Jones	Bowling Green	DT
6	198	Ryan Griffin	Connecticut	TE

2014

Rd	Pick	Player	College	Pos.
1	1	* Jadeveon Clowney	South Carolina	DE (OLB)
2	33	Xavier Su'a-Filo	UCLA	G
3	65	C.J. Fiedorowicz	Iowa	TE
3	83	*Louis Nix III	Notre Dame	NT
4	135	Tom Savage	Pittsburgh	QB
6	177	Jeffrey Pagan	Alabama	DE
6	181	Alfred Blue	LSU	RB
6	211	Jay Prosch	Auburn	FB
7	216	Andre Hal	Vanderbilt	CB
7	256	*Lonnie Ballentine	Memphis	S

2015

Rd	Pick	Player	College	Pos.
1	16	Kevin Johnson	Wake Forest	CB
2	43	Benardrick McKinney	Mississippi State	LB
3	70	Jaelen Strong	Arizona State	WR
5	175	Keith Mumphery	Michigan State	WR
6	211	*Reshard Cliett	South Florida	LB
6	216	Christian Covington	Rice	DT
7	235	Kenny Hilliard	LSU	RB

2016

Rd	Pick	Player	College	Pos.
1	21	Will Fuller	Notre Dame	WR
2	50	Nick Martin	Notre Dame	C
3	85	Braxton Miller	Ohio State	WR
4	119	Tyler Ervin	San Jose State	RB
5	159	K.J. Dillon	West Virginia	S
5	166	D.J. Reader	Clemson	NT

Bold indicates made active roster that season

* Indicates placed on Injured Reserve

FIRST-ROUND FACTORS

The Houston Texans are the only team in the NFL with every first-round pick since 2008 still on their roster and all but two first-round draft picks in franchise history played in every game as a rookie.



Duane Brown
2008



Brian Cushing
2009



Kareem Jackson
2010



J.J. Watt
2011



Whitney Mercilus
2012



DeAndre Hopkins
2013



Jadeveon Clowney
2014



Kevin Johnson
2015



Will Fuller
2016

2002 FINAL STATISTICS (4-12)

DEFENSIVE STATISTICS

Based on Coaches Film Review

TACKLES	Solo	Asst	Total	Sk Yds	QB Press	INT- Yards	Pass Def.	Forced Fumbles	Fumble Recoveries
Foreman, Jay	110	83	193	0.0-0	3	0-0	4	1	0
Sharper, Jamie	91	87	178	5.5-27	8	0-0	5	2	3
Payne, Seth	57	90	147	1.0-4	11	0-0	0	0	0
Stevens, Matt	47	70	117	0.0-0	0	1-0	0	0	0
Walker, Gary	46	69	115	6.5-33	42	0-0	0	1	1
Deloach, Jerry	30	73	103	1.0-10	11	0-0	0	0	0
Brown, Eric	52	43	95	0.5-3	1	2-7	7	1	0
Coleman, Marcus	56	34	90	0.0-0	0	1-0	30	0	2
Wong, Kailee	44	45	89	5.5-22	27	0-0	2	1	0
Glenn, Aaron	45	27	72	1.0-10	1	5-181	16	0	0
Posey, Jeff	43	28	71	8.0-77	22	1-0	1	2	0
Mitchell, Keith	25	23	48	1.0-7	4	0-0	0	1	0
Sears, Corey	12	35	47	1.0-9	7	0-0	0	0	0
Wright, Kenny	24	10	34	1.0-13	3	0-0	9	0	1
Williams, Kevin	13	9	22	0.0-0	0	0-0	0	0	0
Simmons, Jason	9	5	14	1.0-10	4	0-0	2	0	1
Walker, Ramon	2	3	5	0.0-0	0	0-0	0	0	0
Carter, Chris	1	3	4	1.0-9	0	0-0	0	0	0
Hill, Charles	0	3	3	0.0-0	0	0-0	0	0	0
Dennis, Pat	0	1	1	0.0-0	0	0-0	0	0	0
Flowers, Erik	1	0	1	0.0-0	0	0-0	1	0	0
Bell, Jason	0	0	0	0.0-0	0	0-0	2	0	0
McClain, Jimmy	0	0	0	0.0-0	0	0-0	0	0	0
TEXANS	0	0	0	1.0-3	0	0-0	0	0	0
Opponents	708	741	1,449	35.0-237	144	10-188	79	9	8

SPECIAL TEAMS STATISTICS

SPECIAL TEAMS	Solo	Asst	Total	Blocked Punts	Forced Fumbles	Fumble Recoveries
Bell, Jason	14	2	16	0	0	1
Evans, Troy	10	4	14	0	0	1
Simmons, Jason	2	2	14	0	1	0
Carter, Chris	9	3	12	0	0	0
Foreman, Jay	9	1	10	0	0	0
Murphy, Frank	8	1	9	0	0	0
Walker, Ramon	7	2	9	0	1	0
McClain, Jimmy	4	4	8	1	0	0
Wright, Kenny	5	3	8	0	0	0
Williams, Kevin	7	0	7	0	0	0
Flowers, Erik	5	1	6	0	0	0
Norris, Moran	2	4	6	0	0	0
Posey, Jeff	6	0	6	0	0	0
Brown, Eric	2	3	5	0	0	0
Dennis, Pat	3	2	5	0	0	0
Lamar, Jason	4	1	5	0	0	0
McDermott, Sean	3	2	5	0	0	0
Coleman, Marcus	2	0	2	0	0	0
Dawson, JaJuan	2	0	2	0	0	0
Allen, James	1	0	1	0	0	0
Black, Avion	1	0	1	0	0	0
Bradford, Corey	1	0	1	0	0	0
Miller, Billy	1	0	1	0	0	1
Stanley, Chad	1	0	1	0	0	0
Stevens, Matt	1	0	1	0	0	0
TEXANS	110	35	155	1	2	3

2003 FINAL STATISTICS (5-11)

Date	W/L	Score	Opponent	Attendance
9/7	W	21-20	at Miami	73,010*
9/14	L	10-31	at New Orleans	68,390*
9/21	L	14-42	Kansas City	70,487*
9/28	W	24-20	Jacksonville	70,041*
10/12	L	17-38	at Tennessee	68,809*
10/19	L	14-19	N.Y. Jets	70,623*
10/26	L	21-30	at Indianapolis	56,132*
11/2	W	14-10	Carolina	70,052*
11/9	L	27-34	at Cincinnati	50,437
11/16	W	12-10	at Buffalo	72,677*
11/23	L	20-23 OT	New England	70,719*
11/30	W	17-13	Atlanta	70,388*
12/7	L	0-27	at Jacksonville	43,363
12/14	L	3-16	at Tampa Bay	65,124*
12/21	L	24-27	Tennessee	70,758*
12/28	L	17-20	Indianapolis	70,680*

*Sellouts

TEAM STATISTICS	Texans	Opponents
TOTAL FIRST DOWNS	237	336
Rushing	86	130
Passing	127	179
Penalty	24	27
3rd Down: Made / Att.	63/204	89/222
3rd Down Pct.	30.9	40.1
4th Down: Made / Att.	9/14	10/14
4th Down Pct.	64.3	71.4
TIME OF POSSESSION	27:39	32:21
TOTAL NET YARDS	4,306	6,082
Avg. Per Game	269.1	380.1
Total Plays	896	1,054
Avg. Per Play	4.8	5.8
NET YARDS RUSHING	1,651	2,370
Avg. Per Game	103.2	148.1
Total Rushes	421	533
Avg. Per Play	3.9	4.4
NET YARDS PASSING	2,655	3712
Avg. Per Game	165.9	232.0
Sacked / Yards Lost	36/186	19/123
Gross Yards	2,841	3,835
Att. / Completions	439/248	502/297
Completion Pct.	56.5	59.2
Had Intercepted	18	14
PUNTS / AVERAGE	97/41.5	75/41.7
NET PUNTING AVG.	36.7	35.8
PENALTIES / YARDS	121/961	96/767
FUMBLES / BALL LOST	18/9	18/8
TOUCHDOWNS	29	42
Rushing	14	15
Passing	14	22
Returns	1	5

SCORE BY PERIODS	1	2	3	4	OT	Total
TEXANS	23	87	84	61	0	255
Opponents	64	115	73	125	3	380

SCORING	TD	Ru	Pa	Rt	PAT	FG	SAF	TP
Brown	0	0	0	0	27/27	18/22	0	81
Davis	8	8	0	0	0/0	0/0	0	48
Bradford	4	0	4	0	0/0	0/0	0	24
Johnson	4	0	4	0	0/0	0/0	0	24
Mack	4	4	0	0	0/0	0/0	0	24
Miller	3	0	3	0	0/0	0/0	0	18
Carr	2	2	0	0	0/0	0/0	0	12
Gaffney	2	0	2	0	0/0	0/0	0	12
Armstrong	1	0	1	0	0/0	0/0	0	6
McCree	1	0	0*	1	0/0	0/0	0	6
TEXANS	29	14	14	1	27/27	18/22	0	255
Opponents	42	15	22	5#	40/40	28/35	2	380

* McCree 95-yd int return, vs. TENN (12/21); # D.Rogers 40-yd int return, at NO (9/14); D.Hall 73-yd punt return, vs. KC (9/21); S.Harts 39-yd int return, vs. KC (9/21); A.Dyson 51-yd int return, at TEN (10/12); S.Rolle 61-yd fumble return, vs. TENN (12/21)

RUSHING	No.	Yds	Avg	Long	TD
Davis	238	1,031	4.3	51	8
Mack	93	253	2.7	13	4
Carr	27	151	5.6	36	2
Hollings	38	102	2.7	17	0
Ragone	6	51	8.5	14	0
Banks	6	27	4.5	13	0
Wells	5	14	2.8	10	0
Gaffney	1	13	13.0	13	0
Stanley	1	12	12.0	12	0
Simmons	1	7	7.0	7	0
Johnson	5	-10	-2.0	11	0
TEXANS	421	1,651	3.9	51	14
Opponents	533	2,370	4.4	64	15

RECEIVING	No.	Yds	Avg	Long	TD
Johnson	66	976	14.8	46t	4
Davis	47	351	7.5	17	0
Miller	40	355	8.9	25	3
Gaffney	34	402	11.8	33	2
Bradford	24	460	19.2	78t	4
Mack	9	55	6.1	10	0
Holloway	8	84	10.5	33	0
Armstrong	7	75	10.7	18	1
Norris	7	40	5.7	11	0
Hollings	2	25	12.5	19	0
Wells	2	17	8.5	12	0
Coleman	1	6	6.0	6	0
Ragone	1	-5	-5.0	-5	0
TEXANS	248	2,841	11.5	78t	14
Opponents	297	3,835	12.9	84t	22

INTERCEPTIONS	No.	Yds	Avg	Long	TD
Coleman	7	95	13.6	41	0
Wright	3	-2	-0.7	0	0
McCree	1	95	95.0	95t	1
Stevens	1	12	12.0	12	0
E.Brown	1	5	5.0	5	0
Glenn	1	0	0.0	0	0
TEXANS	14	205	14.6	95t	1
Opponents	18	207	11.5	51t	3

PUNTING	No.	Yds	Avg	Net	TB	In	Lg	B
Stanley	97	4,028	41.5	36.7	3	36	58	0
TEXANS	97	4,028	41.5	36.7	3	36	58	0
Opponents	75	3,130	41.7	35.8	9	20	59	1

PUNT RETURNS	Ret	FC	Yds	Avg	Long	TD
Moses	36	7	244	6.8	40	0
Gaffney	4	1	22	5.5	15	0
TEXANS	40	8	266	6.7	40	0
Opponents	43	37	407	9.5	73t	1

KICKOFF RETURNS	No	Yds	Avg	Long	TD
Moses	58	1,355	23.4	70	0
Hollings	8	142	17.8	30	0
Norris	5	71	14.2	19	0
Davis	3	61	20.3	28	0
Vaughn	3	47	15.7	22	0
Wells	2	24	12.0	14	0
T.Martin	1	0	0.0	0	0
TEXANS	80	1,700	21.3	70	0
Opponents	53	1,149	21.7	49	0

FIELD GOALS	1-19	20-29	30-39	40-49	50+
K. Brown	1/1	3/3	8/8	5/6	1/4
TEXANS	1/1	3/3	8/8	5/6	1/4
Opponents	0/0	13/14	10/12	5/9	0/0

K. Brown: (36G, 43N, 50G, 54N, 23G, 24G, 35G)(30G) () (48G, 50N) (29G) (45G, 33G) (41G, 34G) (19G, 31G) (40G, 52N) () (38G) (49G) (36G)
Opponents: () (39G) () (29G, 20G) (33G) (39G, 30G) (31G, 29G, 22G) (23G) (40G, 40G) (29N, 44N, 23G, 20G) (21G, 38N, 32G, 37B, 28G) (49N, 35G, 42G) (35G, 41N, 28G) (36G, 23G, 26G, 41B) (41G, 26G) (39G, 43G)

PASSING	Att	Comp	Yds	Cmp%	Yds/Att	TD	TD%	Int	Int%	Long	Sack/Lost	Rating
D.Carr	295	167	2,013	56.6	6.8	9	3.1	13	4.4	78t	15/90	69.5
T.Banks	102	61	693	59.8	6.8	5	4.9	3	2.9	46t	13/57	84.3
D.Ragone	40	20	135	50.0	3.4	0	0.0	1	2.5	24	8/39	47.4
S.Mack	1	0	0	0.0	0.0	0	0.0	1	100.0	0	0/0	0.0
J.Gaffney	1	0	0	0.0	0.0	0	0.0	0	0.0	0	0/0	39.6
TEXANS	439	248	2,841	56.5	6.5	14	3.2	18	4.1	78t	36/186	69.7
Opponents	502	297	3,835	59.2	7.6	22	4.4	14	2.8	84t	19/123	86.2

2003 FINAL STATISTICS (5-11)

DEFENSIVE STATISTICS

Based on Coaches Film Review

TACKLES	Solo	Asst	Total	Sk Yds	QB Press	INT- Yards	Pass Def.	Forced Fumbles	Fumble Recoveries
Sharper, Jamie	117	78	195	4.0-19	3	0-0	2	3	0
Foreman, Jay	107	73	180	2.0-3	3	0-0	2	1	2
Brown, Eric	74	46	120	0.5-6	0	1-5	2	3	0
Deloach, Jerry	43	66	109	0.0-0	9	0-0	2	0	0
Martin, Steve	46	46	92	1.0-6	13	0-0	3	0	0
Wong, Kailee	51	35	86	3.0-14	26	0-0	4	1	0
Coleman, Marcus	55	22	77	0.0-0	1	7-95	23	1	0
Sears, Corey	30	45	75	1.0-10	7	0-0	0	0	1
McCree, Marlon	31	28	59	0.0-0	0	1-95	3	0	0
Wright, Kenny	38	15	53	1.0-9	1	3--2	14	0	0
Ioane, Junior	21	31	52	0.5-2	9	0-0	0	0	0
Stevens, Matt	25	14	39	0.0-0	0	1-12	3	0	1
Foley, Steve	21	9	30	1.0-9	4	0-0	1	0	0
Glenn, Aaron	23	6	29	0.0-0	0	1-0	16	0	0
Clemons, Charlie	17	11	28	1.0-8	11	0-0	3	0	2
Peek, Antwan	20	8	28	1.0-12	5	0-0	3	0	0
Simmons, Jason	16	7	23	0.0-0	1	0-0	4	0	0
Walker, Gary	13	9	22	0.0-0	10	0-0	1	0	0
Martin, Terrance	6	11	17	0.0-0	2	0-0	0	0	0
Payne, Seth	6	5	11	1.0-7	1	0-0	0	0	0
Faggins, Demarcus	6	5	11	0.0-0	0	0-0	12	0	0
Orr, Shantee	6	3	9	2.0-18	3	0-0	0	0	1
Vaughn, Darrick	7	0	7	0.0-0	0	0-0	2	0	0
Slechta, Jeremy	2	4	6	0.0-0	0	0-0	0	0	0
Bell, Jason	1	0	1	0.0-0	0	0-0	1	0	0
Evans, Troy	1	0	1	0.0-0	0	0-0	0	0	0
Walker, Ramon	1	0	1	0.0-0	0	0-0	0	0	0
TEXANS	784	577	1,361	19.0-117	109	14-205	101	9	7

SPECIAL TEAMS STATISTICS

SPECIAL TEAMS	Solo	Asst	Total	PAT	Blocks Punt	FG	Forced Fumbles	Fumble Recoveries
Walker, Ramon	13	4	17	0	1	1	0	0
Bell, Jason	10	5	15	0	0	0	0	0
Evans, Troy	11	4	15	0	0	0	1	0
Simmons, Jason	10	4	14	0	0	0	0	0
Vaughn, Darrick	11	2	13	0	0	0	0	0
Wells, Jonathan	7	6	13	0	0	0	0	0
Norris, Moran	4	4	8	0	0	0	0	0
Wright, Kenny	5	2	7	0	0	0	0	0
McClain, Jimmy	3	3	6	0	0	0	0	0
Brown, Eric	5	1	6	0	0	1	0	0
Foley, Steve	5	0	5	0	0	0	0	0
Brown, Kris	4	0	4	0	0	0	0	0
Faggins, Demarcus	4	0	4	0	0	0	0	0
McCree, Marlon	2	1	3	0	0	0	1	0
Stevens, Matt	3	0	3	0	0	0	0	0
Carroll, Travis	0	3	3	0	0	0	0	0
Pittman, Bryan	2	1	3	0	0	0	0	0
Peek, Antwan	1	1	2	0	0	0	0	0
Orr, Shantee	1	1	2	0	0	0	0	1
Davis, Domanick	1	0	1	0	0	0	0	0
Bradford, Corey	1	0	1	0	0	0	0	0
Clemons, Charlie	1	0	1	0	0	0	0	0
Coleman, Marcus	1	0	1	0	0	0	0	0
Wright, Kenny	1	0	1	0	0	0	0	0
Johnson, Andre	1	0	1	0	0	0	0	0
Murphy, Matt	0	1	1	0	0	0	0	0
Burns, Curry	0	1	1	0	0	0	0	0
TEXANS	107	44	151	0	1	2	2	1

2004 FINAL STATISTICS (7-9)

Date	W/L	Score	Opponent	Attendance
9/12	L	20-27	San Diego	70,255*
9/19	L	16-28	at Detroit	61,465
9/26	W	24-21	at Kansas City	77,433*
10/3	W	30-17	Oakland	70,741*
10/10	L	28-34 OT	Minnesota	70,718*
10/17	W	20-10	at Tennessee	68,932*
10/31	W	20-6	Jacksonville	70,502*
11/7	L	13-31	at Denver	74,292*
11/14	L	14-49	at Indianapolis	56,511*
11/21	L	13-16	Green Bay	70,769*
11/28	W	31-21	Tennessee	70,721*
12/5	L	7-29	at N.Y. Jets	77,875
12/12	L	14-23	Indianapolis	70,762*
12/19	W	24-5	at Chicago	62,122*
12/26	W	21-0	at Jacksonville	66,227
1/2/05	L	22-14	Cleveland	70,724*

*Sellouts

TEAM STATISTICS	TEXANS	Opponents
TOTAL FIRST DOWNS	300	304
Rushing	103	89
Passing	174	194
Penalty	23	21
3rd Down: Made/Att	81/211	89/205
3rd Down Pct.	38.4	43.4
4th Down: Made/Att	13/21	1/6
4th Down Pct.	61.9	16.7
POSSESSION AVG.	29:59	30:01
TOTAL NET YARDS	5,128	5,458
Avg. Per Game	320.5	341.1
Total Plays	1,001	971
Avg. Per Play	5.1	5.6
NET YARDS RUSHING	1,882	1,843
Avg. Per Game	117.6	115.2
Total Rushes	481	417
NET YARDS PASSING	3,246	3,615
Avg. Per Game	202.9	225.9
Sacked/Yards Lost	49/301	24/161
Gross Yards	3,547	3,776
Att./Completions	471/286	530/344
Completion Pct.	60.7	64.9
Had Intercepted	14	22
PUNTS/AVERAGE	73/41.2	69/41.7
NET PUNTING AVG.	73/35.7	69/36.4
PENALTIES/YARDS	106/928	123/979
FUMBLES/BALL LOST	22/11	22/8
TOUCHDOWNS	37	39
Rushing	16	4
Passing	16	32
Returns	5	3

SCORE BY PERIODS	1	2	3	4	OT	Total
TEXANS	33	101	60	115	0	309
Opponents	65	105	85	82	6	339

SCORING	TD	Ru	Pa	Rt	PAT	FG	SAF	TP
Brown	0	0	0	0	34/34	17/24	0	85
Davis	14	13	1	0	0/0	0/0	0	84
Johnson	6	0	6	0	0/0	0/0	0	36
Wells	5	3	2	0	0/0	0/0	0	32
Bradford	3	0	3	0	0/0	0/0	0	18
Gaffney	2	0	2	0	0/0	0/0	0	12
Anderson-d	1	0	0	1	0/0	0/0	0	6
Armstrong	1	0	1	0	0/0	0/0	0	6
Coleman-a	1	0	0	1	0/0	0/0	0	6
Faggins-c	1	0	0	1	0/0	0/0	0	6
Miller	1	0	1	0	0/0	0/0	0	6
Peek-e	1	0	0	1	0/0	0/0	0	6
Sharper-b	1	0	0	1	0/0	0/0	0	6
TEXANS	37	16	16	5	32/32	17/24	0	309
Opponents	39	4	32	3*	37/37	22/29	1	339

a-M. Coleman 102-yd interception return, at KC (9/26); b-J. Sharper 16-yd fumble return, vs. OAK (10/3); c-D. Faggins 43-yd interception return, vs. JAX (10/31); d-C. Anderson 60-yd fumble return, at CHI (12/19); e-A. Peek 66-yd fumble return, at JAX (12/26/04); *E. Drummond 99-yd kickoff return, at DET (9/19); *B. Sanders 37-yd fumble return, at IND (11/14); *V. Hutchins 77-yd interception return, at IND (11/14)

RUSHING	No.	Yds	Avg	Long	TD
Davis	302	1,188	3.9	44	13
Carr	73	299	4.1	24	0
Wells	82	299	3.6	14	3
Hollings	11	47	4.3	13	0
Gaffney	4	30	7.5	10	0
Johnson	4	12	3.0	14	0
Stanley	1	5	5.0	5	0
Baxter	2	1	0.5	1	0
Simmons	1	1	1.0	1	0
Norris	1	0	0.0	0	0
TEXANS	481	1,882	3.9	44	16
Opponents	417	1,843	4.4	55t	4

RECEIVING	No.	Yds	Avg	Long	TD
Johnson	79	1,142	14.5	54t	6
Davis	68	588	8.6	38	1
Gaffney	41	632	15.4	69	2
Armstrong	29	415	14.3	44	1
Bradford	27	399	14.8	47	3
Miller	17	178	10.5	27	1
Wells	11	79	7.2	28	2
Hollings	5	46	9.2	27	0
Bruener	4	52	13.0	27	0
Norris	4	13	3.3	7	0
Baxter	1	3	3.0	3	0
TEXANS	286	3,547	12.4	69	16
Opponents	344	3,776	11.0	80t	32

INTERCEPTIONS	No.	Yds	Avg	Long	TD
Robinson	6	146	24.3	61	0
Glenn	5	40	8.0	23	0
Faggins	3	47	15.7	43t	1
Wong	3	0	0.0	0	0
Coleman	2	116	58.0	102t	1
McCree	1	24	24.0	24	0
Peek	1	20	20.0	20	0
Simmons	1	0	0.0	0	0
TEXANS	22	393	17.9	102t	2
Opponents	14	157	11.2	77t	1

PUNTING	No.	Yds	Avg	Net	TB	In	Lg	B
Stanley	73	3,009	41.2	35.7	7	19	57	0
TEXANS	73	3,009	41.2	35.7	7	19	57	0
Opponents	69	2,880	41.7	36.4	2	24	64	1

PUNT RETURNS	Ret	FC	Yds	Avg	Long	TD
Moses	36	13	309	8.6	27	0
Glenn	4	0	22	5.5	18	0
Robinson	0	0	-2	---	-2	0
TEXANS	40	13	329	8.2	27	0
Opponents	30	24	265	8.8	46	0

KICKOFF RETURNS	No	Yds	Avg	Long	TD
Moses	59	1,303	22.1	49	0
Gaffney	2	31	15.5	27	0
Norris	2	25	12.5	15	0
Washington	2	27	13.5	16	0
Wells	2	27	13.5	18	0
Hollings	1	23	23.0	23	0
Starling	1	14	14.0	14	0
TEXANS	69	1,450	21.0	49	0
Opponents	60	1,386	23.1	99t	1

FIELD GOALS	1-19	20-29	30-39	40-49	50+
K. Brown	0/0	7/7	3/5	6/9	1/3
TEXANS	0/0	7/7	3/5	6/9	1/3
Opponents	0/0	7/7	3/7	10/13	2/2

K. Brown: (37G,20G) (34G) (28G,49G,49G) (46G,57N, 21G,44G) () (21G,50G) (38G,21G) (37N) (55N) (40N, 46G,40G) (29G,41B) () () (42N,20G) (34B) ()
Opponents: (48G,29G) (47N) () (35N,50G) () (40G) (44G,49N,36G) (52G) (39N) (49N,23G,39G,46G) () (41G,26G,25G) (30G,43G,44G) (39N,43G) (31N) (45G, 22G, 29G, 45G, 22G)

PASSING	Att	Comp	Yds	Cmp%	Yds/Att	TD	TD%	Int	Int%	Long	Sack/Lost	Rating
D.Carr	466	285	3,531	61.2	7.6	16	3.4	14	3.0	69	49/301	83.5
T.Banks	2	1	16	50.0	8.0	0	0.0	0	0.0	16	0/0	77.1
J.Gaffney	3	0	0	0.0	0.0	0	0.0	0	0.0	0	0/0	39.6
TEXANS	471	286	3,547	60.7	7.5	16	3.4	14	3.0	69	49/301	83.0
Opponents	530	344	3,776	64.9	7.1	32	6.0	22	4.2	80t	24/161	88.7

2004 FINAL STATISTICS (7-9)

DEFENSIVE STATISTICS

Based on Coaches Film Review

TACKLES	Solo	Asst	Total	Sk Yds	QB Press	INT- Yards	Pass Def.	Forced Fumbles	Fumble Recoveries
Sharper, Jamie	113	64	177	2.0-19	19	0-0	5	3	1
Foreman, Jay	67	35	102	0.0-0	2	0-0	0	0	1
Smith, Robaire	38	62	100	3.0-21	22	0-0	6	0	0
Wong, Kailee	65	30	95	5.5-29	39	3-0	2	1	1
Robinson, Dunta	65	20	85	3.0-26	4	6-146	19	3	0
Coleman, Marcus	49	31	80	0-0	0	2-116	8	0	0
Payne, Seth	34	44	78	2.0-16	12	0-0	0	0	0
Walker, Gary	25	52	77	0.5-4	36	0-0	1	1	0
Babin, Jason	51	25	76	4.0-19	45	0-0	1	0	2
Earl, Glenn	32	34	66	0.0-0	0	0-0	1	0	0
Glenn, Aaron	49	10	59	0.0-0	0	5-40	11	0	0
DeLoach, Jerry	19	30	49	0.0-0	2	0-0	1	0	0
Simmons, Jason	35	11	46	0.0-0	2	1-0	0	1	0
Polk, DaShon	26	19	45	1.0-1	0	0-0	0	0	1
Faggins, Demarcus	31	6	37	0.0-0	0	3-47	9	0	0
McCree, Marlon	25	4	29	0.0-0	0	1-24	2	0	0
Sears, Corey	5	11	16	0.0-0	5	0-0	2	0	0
Peek, Antwan	10	2	12	2.0-16	7	1-20	0	1	1
Wright, Kenny	7	1	8	1.0-10	0	0-0	0	0	0
Brown, Eric	3	2	5	0.0-0	0	0-0	0	0	0
Ioane, Junior	0	3	3	0.0-0	1	0-0	0	0	0
Anderson, Charlie	1	0	1	0.0-0	1	0-0	0	0	1
TEXANS	750	496	1,246	24.0-161	197	22-393	68	10	8

SPECIAL TEAMS STATISTICS

SPECIAL TEAMS	Solo	Asst	Total	PAT	Blocks Punt	FG	Forced Fumbles	Fumble Recoveries
Peek, Antwan	10	8	18	0	1	0	0	0
Evans, Troy	8	8	16	0	0	0	0	0
Anderson, Charlie	9	4	13	0	0	0	0	0
Wells, Jonathan	7	5	12	0	0	0	0	0
Brown, Eric	8	1	9	0	0	0	0	0
McCree, Marlon	7	2	9	0	0	0	0	0
Polk, DaShon	8	1	9	0	0	0	0	0
Faggins, Demarcus	6	1	7	0	0	0	0	0
Norris, Moran	4	3	7	0	0	0	0	0
Bell, Jason	5	1	6	0	0	0	0	0
Wright, Kenny	4	1	5	0	0	0	0	0
Starling, Kendrick	4	0	4	0	0	0	0	0
Baxter, Jarrod	3	0	3	0	0	0	0	0
Simmons, Jason	3	0	3	0	0	0	0	0
Bradford, Corey	2	0	2	0	0	0	0	0
Brown, Kris	2	0	2	0	0	0	0	0
Hollings, Tony	1	1	2	0	0	0	0	0
Monk, Qunicy	2	0	2	0	0	0	0	0
Pittman, Bryan	1	1	2	0	0	0	0	0
Babin, Jason	0	1	1	0	0	0	0	0
Earl, Glenn	1	0	1	0	0	0	0	0
Johnson, Andre	1	0	1	0	0	0	0	0
Orr, Shantee	1	0	1	0	0	0	0	0
Pitts, Chester	1	0	1	0	0	0	0	0
TEXANS	98	38	136	0	1	0	0	0

2005 FINAL STATISTICS (2-14)

Date	W/L	Score	Opponent	Attendance
9/11	L	7-22	at Buffalo	71,781*
9/18	L	7-27	Pittsburgh	70,742*
10/2	L	10-16	at Cincinnati	65,714*
10/9	L	20-34	Tennessee	70,430*
10/16	L	10-42	at Seattle	66,196*
10/23	L	20-38	Indianapolis	70,621*
10/30	W	19-16	Cleveland	70,064*
11/6	L	14-21	at Jacksonville	64,613
11/13	L	17-31	at Indianapolis	57,209*
11/20	L	17-45	Kansas City	70,481*
11/27	L	27-33 OT	St. Louis	70,010*
12/4	L	15-16	at Baltimore	69,909*
12/11	L	10-13	at Tennessee	69,149*
12/18	W	30-19	Arizona	70,024*
12/24	L	20-38	Jacksonville	70,025*
1/1/06	L	17-20 OT	at San Francisco	67,970*

*Sellouts

TEAM STATISTICS	TEXANS	Opponents
TOTAL FIRST DOWNS	243	348
Rushing	89	123
Passing	142	188
Penalty	12	37
3rd Down: Made/Att	75/219	75/196
3rd Down Pct.	34.2%	38.3%
4th Down: Made/Att	8/17	13/20
4th Down Pct.	47.1%	65.0%
TIME OF POSSESSION	28:10	31:50
TOTAL NET YARDS	4,053	5,824
Avg. Per Game	253.3	364.0
Total Plays	954	1,012
Avg. Per Play	4.2	5.8
NET YARDS RUSHING	1,816	2,303
Avg. Per Game	113.5	143.9
Total Rushes	437	506
NET YARDS PASSING	2,237	3,521
Avg. Per Game	139.8	220.1
Sacked/Yards Lost	68/424	37/206
Gross Yards	2,661	3,727
Attempts/Completions	449/270	469/304
Completion Pct.	60.1%	64.8%
Had Intercepted	13	7
PUNTS / AVERAGE	77/38.8	63/40.1
NET PUNTING AVG.	35.7	34.4
PENALTIES / YARDS	106/854	105/846
FUMBLES / BALL LOST	30/11	24/9
TOUCHDOWNS	26	50
Rushing	9	21
Passing	15	24
Returns	2	5

SCORE BY PERIODS	1	2	3	4	OT	Total
TEXANS	40	111	64	45	0	260
Opponents	84	115	83	140	9	431

SCORING	TD	Ru	Pa	Rt	PAT	FG	SAF	TP
Brown	0	0	0	0	24/24	26/34	0	102
Davis	6	2	4	0	0/0	0/0	0	36
Bradford	5	0	5	0	0/0	0/0	1	32
Wells	4	4	0	0	0/0	0/0	0	24
Mathis	3	0	1	2a	0/0	0/0	0	18
Morency	2	2	0	0	0/0	0/0	0	12
Johnson	2	0	2	0	0/0	0/0	0	12
Gaffney	2	0	2	0	0/0	0/0	0	12
Norris	1	0	1	0	0/0	0/0	0	6
Carr	1	1	0	0	0/0	0/0	0	6
TEXANS	26	9	15	2	24/24	26/34	1	260
Opponents	50	21	24	5#	47/47	28/32	0	431

a-89-yd. KO return, vs. Ind. (10/24/05); 99-yd. KO return, vs. K.C. (11/20/05); #-M. Reagor 39-yd. FUM return, vs. Ind.(10/24/05); E. Warfield 57-yd. INT return, vs. K.C. (11/20/05); A. Thomas 20-yd. INT return, at Bal. (12/4/05); A. Jones 52-yd. PUNT return, at Tenn. (12/11/05); M. Adams 40-yd. INT return, at SF (1/1/06)

RUSHING	No.	Yds	Avg	Long	TD
Davis	230	976	4.2	44	2
Wells	90	325	3.6	14t	4
Carr	56	308	5.5	20	1
Morency	46	184	4.0	25t	2
Gaffney	4	13	3.3	10	0
Johnson	6	10	1.7	5	0
Brown	1	4	4.0	4	0
Stanley	1	0	0.0	0	0
Banks	2	-2	-1.0	-1	0
Bradford	1	-2	-2.0	-2	0
TEXANS	437	1,816	4.2	44	9
Opponents	506	2,303	4.6	49	21

RECEIVING	No.	Yds	Avg	Long	TD
Johnson	63	688	10.9	53t	2
Gaffney	55	492	8.9	29	2
Davis	39	337	8.6	33	4
Bradford	34	436	12.8	50t	5
Rivers	24	168	7.0	20	0
Wells	22	179	8.1	20	0
Morency	10	87	8.7	16	0
Armstrong	9	115	12.8	28	0
Mathis	5	65	13.0	34t	1
Morgan	4	42	10.5	14	0
Murphy	2	26	13.0	14	0
Bruener	2	22	11.0	19	0
Norris	1	4	4.0	4t	1
TEXANS	270	2,661	9.9	53t	15
Opponents	304	3,727	12.3	56t	24

INTERCEPTIONS	No.	Yds	Avg	Long	TD
Earl	2	2	1.0	2	0
Sanders	1	29	29.0	29	0
Coleman	1	6	6.0	6	0
Brown	1	5	5.0	5	0
Evans	1	3	3.0	3	0
Robinson	1	1	1.0	1	0
TEXANS	7	46	6.6	29	0
Opponents	13	225	17.3	57t	3

PUNTING	No.	Yds	Avg	Net	TB	In	Lg	B
C.Stanley	77	2,990	38.8	35.7	1	29	61	0
TEXANS	77	2,990	38.8	35.7	1	29	61	0
Opponents	62	2,528	40.1	34.4	7	17	59	1

PUNT RETURNS	Ret	FC	Yds	Avg	Long	TD
Buchanon	12	6	101	8.4	37	0
Mathis	12	0	68	5.7	19	0
Morgan	3	0	30	10.0	23	0
Davis	3	1	24	8.0	21	0
TEXANS	30	7	223	7.4	37	0
Opponents	33	27	219	6.6	52t	1

KICKOFF RETURNS	No	Yds	Avg	Long	TD
Mathis	54	1,542	28.6	99t	2
Morency	20	437	21.9	31	0
Wells	5	106	21.2	40	0
Hollings	2	46	23.0	28	0
Davis	1	29	29.0	29	0
Bruener	1	11	11.0	11	0
Norris	1	2	2.0	2	0
TEXANS	84	2,173	25.9	99t	2
Opponents	55	1,194	21.7	71	0

FIELD GOALS	1-19	20-29	30-39	40-49	50+
Brown	0/0	9/9	12/17	4/6	1/2
TEXANS	0/0	9/9	12/17	4/6	1/2
Opponents	0/0	9/9	11/11	7/10	1/2

K. Brown: (37G,20G) (34G) (28G,49G,49G) (46G,57N, 21G,44G) () (21G,50G) (38G,21G) (37N) (55N) (40N, 46G,40G) (29G,41B) () () (42N,20G) (34B) ()

Opponents: (48G,29G) (47N) () (35N,50G) () (40G) (44G,49N,36G) (52G) (39N) (49N,23G,39G,46G) () (41G,26G,25G) (30G,43G,44G) (39N,43G) (31N) (45G, 22G, 29G, 45G, 22G)

PASSING	Att	Comp	Yds	Cmp%	Yds/Att	TD	TD%	Int	Int%	Long	Sack/Lost	Rating
D.Carr	423	256	2,488	60.5	5.9	14	3.3	11	2.6	53t	68/424	77.2
T.Banks	25	14	173	56.0	6.9	1	4.0	2	8.0	31	0/0	57.6
D.Williams	1	0	0	0.0	0	0	0.0	0	0.0	0	0/0	39.6
TEXANS	449	270	2,661	60.1	5.9	15	3.3	13	2.9	53t	68/424	76.0
Opponents	469	304	3,727	64.8	7.9	24	5.1	7	1.5	56t	37/206	100.0

2005 FINAL STATISTICS (2-14)

DEFENSIVE STATISTICS

Based on Coaches Film Review

TACKLES				Sk	QB	INT-			Fumble
	Solo	Asst	Total	Yds	Press	Yards	Pass Def.	Forced Fumbles	Recoveries
Greenwood, Morlon	87	57	144	2.0-8	6	0-0	4	1	2
Polk, DaShon	75	60	135	3.5-13	6	0-0	1	3	0
Brown, C.C.	61	41	102	0.0-0	1	1-5	4	1	0
Smith, Robaire	60	42	102	1.5-8	10	0-0	3	1	1
Payne, Seth	48	50	98	4.0-18	6	0-0	1	1	0
Robinson, Dunta	69	24	93	1.0-0	1	1-1	21	3	0
Coleman, Marcus	41	25	66	0.0-0	0	1-6	3	0	0
Peek, Antwan	37	20	57	6.0-32	23	0-0	2	2	2
Faggins, Demarcus	37	16	53	0.0-0	0	0-0	14	0	0
Earl, Glenn	26	25	51	0.0-0	3	2-2	7	0	0
Orr, Shantee	34	13	47	7.0-40	14	0-0	1	3	0
Babin, Jason	31	14	45	4.0-27	17	0-0	1	2	0
Walker, Gary	28	17	45	1.0-13	8	0-0	3	2	0
Wong, Kailee	24	21	45	1.0-3	2	0-0	1	0	0
Johnson, Travis	20	24	44	1.0-4	2	0-0	0	0	0
Deloach, Jerry	12	18	30	1.0-7	0	0-0	0	0	0
Buchanon, Phillip	22	7	29	0.0-0	0	0-0	4	0	0
Simmons, Jason	18	11	29	1.0-6	0	0-0	1	1	1
Ioane, Junior	13	14	27	0.0-0	0	0-0	0	1	0
Evans, Troy	16	10	26	0.0-0	1	1-3	1	0	0
Sanders, Lewis	18	4	22	0.0-0	1	1-29	4	1	0
Malone, Alfred	4	7	11	1.0-2	0	0-0	1	0	0
Anderson, Charlie	6	3	9	1.0-14	1	0-0	1	1	0
Bell, Jason	4	0	4	0.0-0	0	0-0	3	1	0
McKenzie, Chris	3	1	4	1.0-10	0	0-0	1	0	0
TEXANS	794	524	1,318	37.0-205	102	7-46	82	24	6

SPECIAL TEAMS STATISTICS

SPECIAL TEAMS				PAT	Blocks		FG	Forced Fumbles	Fumble Recoveries
	Solo	Asst	Total		Punt				
Walker, Ramon	12	6	18	0	1	0	0	0	1
Anderson, Charlie	11	3	14	0	0	0	0	0	1
Norris, Moran	7	5	12	0	0	0	0	1	0
Evans, Troy	8	3	11	0	0	0	0	0	0
Wells, Jonathan	4	6	10	0	0	0	0	1	0
Sanders, Lewis	8	2	10	0	0	0	0	0	0
Orr, Shantee	5	4	9	0	0	0	0	0	0
Simmons, Jason	6	2	8	0	0	0	0	0	0
Rivers, Marcellus	7	0	7	0	0	0	0	0	0
Polk, DaShon	4	1	5	0	0	0	0	0	0
Chamberlin, Frank	2	3	5	0	0	0	0	0	0
Bell, Jason	1	3	4	0	0	0	0	0	0
Pittman, Bryan	3	0	3	0	0	0	0	0	0
Faggins, Demarcus	2	1	3	0	0	0	0	0	0
Brown, C.C.	2	1	3	0	0	0	0	1	0
Anderson, Jason	1	0	1	0	0	0	0	0	0
Murphy, Matt	1	0	1	0	0	0	0	0	0
Earl, Glenn	1	0	1	0	0	0	0	0	0
Bradford, Corey	1	0	1	0	0	0	0	0	0
Stanley, Chad	1	0	1	0	0	0	0	0	0
Morency, Vernand	0	0	0	0	0	0	0	0	1
TEXANS	87	40	127	0	1	0	0	3	3

2006 FINAL STATISTICS (6-10)

DEFENSIVE STATISTICS

TACKLES	Solo	Asst	Total	Sk Yds	QB Press	INT- Yards	Pass Def.	Forced Fumbles	Fumble Recoveries
D.Ryans	126	30	156	3.5-30.5	9	1 (16)	8	1	1
M.Greenwood	84	26	110	1.0-0	1	1 (0)	4	2	3
D.Robinson	70	13	83	0.0-0	1	2 (9)	14	1	0
C.Brown	65	10	75	1.0-10.0	3	1 (0)	7	1	1
G.Earl	57	13	70	2.0-22.0	2	1 (2)	5	1	0
M.Williams	35	12	47	4.5-20.5	5	0-0	4	1	1
J.Simmons	30	8	38	0.0-0	0	1 (11)	2	0	0
L.Sanders	29	8	37	0.0-0	0	0-0	6	0	0
A.Maddox	24	13	37	2.0-9.0	1	0-0	0	0	0
A.Weaver	26	9	35	1.0-3.0	4	1 (21)	7	0	1
D.Faggins	27	3	30	1.0-2.0	1	2 (0)	12	1	2
D.McCleon	21	7	28	0.0-0	0	1 (19)	2	2	1
S.Orr	23	4	27	1.5-7.5	2	0-0	1	0	1
J.Babin	19	6	25	5.0-39.0	7	0-0	0	0	0
N.Kalu	16	5	21	2.0-21.0	7	0-0	1	0	0
Th.Johnson	15	4	19	0.0-0	3	0-0	0	0	0
A.PEEK	9	5	14	1.0-9.0	2	0-0	0	2	0
S.Payne	10	2	12	1.0-5.0	1	0-0	0	1	0
K.Wong	9	3	12	0.0-0	0	0-0	0	0	0
Tr.Johnson	8	3	11	0.0-0	0	0-0	1	0	0
G.Scott	7	4	11	0.0-0	0	0-0	0	0	0
L.Dalton	8	2	10	1.0-2.0	1	0-0	0	0	0
D.Wynn	4	2	6	0.0-0	0	0-0	0	0	0
C.Anderson	3	2	5	0.0-0	0	0-0	1	0	0
C.Killings	2	3	5	0.0-0	0	0-0	0	0	0
V.Hutchins	2	1	3	0.0-0	0	0-0	0	0	0
P.Buchanon	2	0	2	0.0-0	0	0-0	1	0	0
E.Cochran	2	0	2	0.0-0	0	0-0	0	0	0
A.Malone	1	1	2	0.5-2.5	0	0-0	0	0	0
D.Johnson	1	0	1	0.0-0	0	0-0	0	0	0
D.Polk	1	0	1	0.0-0	0	0-0	0	0	0
T.Evans	0	1	1	0.0-0	0	0-0	0	0	0
TEXANS	736	200	936	28.0-183.0	50	11 (43)	76	13	11

SPECIAL TEAMS STATISTICS

SPECIAL TEAMS	Solo	Asst	Total	PAT	Blocks Punt	FG	Forced Fumbles	Fumble Recoveries
T.Evans	11	2	13	0	0	0	0	0
C.Anderson	10	1	11	0	0	0	0	0
D.Polk	6	4	10	0	0	0	0	0
J.Simmons	9	0	9	0	0	0	0	0
K.Walter	8	0	8	0	0	0	0	0
L.Sanders	6	0	6	0	0	0	0	0
S.Orr	5	0	5	0	0	0	0	0
G.Earl	4	1	5	0	0	0	0	0
J.Cook	4	1	5	0	0	0	0	0
C.Taylor	3	0	3	0	0	0	0	0
B.Pittman	2	1	3	0	0	0	0	0
C.Brown	2	0	2	0	0	0	0	0
D.Anderson	2	0	2	0	0	0	0	0
D.Wynn	2	0	2	0	0	0	0	0
V.Leach	2	0	2	0	0	0	0	0
A.PEEK	2	0	2	0	0	0	0	0
V.Hutchins	2	0	2	0	0	0	0	0
O.Daniels	1	0	1	0	0	0	0	0
D.McCleon	1	0	1	0	0	0	0	0
G.Scott	1	0	1	0	0	0	0	0
O.Daniels	1	0	1	0	0	0	0	0
R.Alexander	1	0	1	0	0	0	0	0
S.Rosenfels	1	0	1	0	0	0	0	0
M.Stone	0	1	1	0	0	0	0	0
J.Babin	0	1	1	0	0	0	0	0
K.Garrett	0	1	1	0	0	0	0	0
S.Payne	0	0	0	1	0	0	0	0
TEXANS	86	13	99	1	0	0	0	0

2007 FINAL STATISTICS (8-8)

DEFENSIVE STATISTICS

TACKLES	Solo	Asst	Total	Sk Yds	QB Press	INT- Yards	Pass Def.	Forced Fumbles	Fumble Recoveries
D.Ryans	98	29	127	2.0 (18.0)	2	1-1	7	1	3
M.Greenwood	90	28	118	1.0 (8.0)	2	1-3	4	1	0
V.Hutchins	77	16	93	0.5 (2.5)	1	1-8	6	0	0
C.Brown	64	19	83	0.0-0	0	1-9	8	2	3
M.Williams	43	16	59	14.0 (82.5)	15	0-0	1	2	1
F.Bennett	49	6	55	0.0-0	1	3-47	14	2	0
W.Demps	38	11	49	0.0-0	1	0-0	5	2	1
D.Faggins	37	6	43	0.0-0	0	0-0	4	1	1
D.Clark	34	9	43	0.0-0	1	1-1	1	0	0
A.Weaver	32	9	41	0.0-0	0	0-0	0	0	0
T.Johnson	27	14	41	0.0-0	0	1-0	5	0	0
D.Robinson	29	5	34	0.0-0	0	2-6	7	0	0
A.Okoye	23	9	32	5.5 (33.5)	8	0-0	0	1	0
E.Cochran	19	6	25	1.0 (6.0)	1	0-0	4	1	1
C.Anderson	15	9	24	2.0 (17.0)	3	0-0	1	0	0
J.Zgonina	10	7	17	0.0-0	1	0-0	0	0	0
A.Maddox	15	1	16	2.0 (14.0)	2	0-0	1	0	0
J.Fletcher	12	1	13	0.0-0	0	0-0	3	1	0
N.Kalu	8	5	13	3.0 (14.5)	7	0-0	1	0	0
M.Boulware	3	2	5	0.0-0	0	0-0	2	0	0
D.Wynn	4	1	5	0.0-0	0	0-0	4	0	0
Z.Diles	5	0	5	0.0-0	0	0-0	0	0	0
S.Orr	2	1	3	0.0-0	0	0-0	0	0	0
S.Barber	1	1	2	0.0-0	0	0-0	0	0	0
T.Bulman	2	0	2	0.0-0	1	0-0	0	0	0
J.Simmons	1	0	1	0.0-0	0	0-0	1	0	0
C.Killings	1	0	1	0.00	0	0-0	0	0	0
TEXANS	739	211	950	31.0-196.0	46	11-75	79	14	10

SPECIAL TEAMS STATISTICS

SPECIAL TEAMS	Solo	Asst	Total	PAT	Blocks Punt	FG	Forced Fumbles	Fumble Recoveries
J.Cook	12	1	13	0	0	0	0	0
J.Dreessen	9	1	10	0	0	0	0	0
Z.Diles	8	1	9	0	0	0	0	0
D.Clark	6	2	8	0	0	0	1	0
F.Bennett	5	2	7	0	0	0	0	0
C.Anderson	4	3	7	0	0	0	0	1
M.Boulware	4	2	6	1	0	0	0	0
J.Fletcher	6	0	6	0	0	0	0	0
C.Cox	6	0	6	0	0	0	0	0
S.Orr	4	1	5	0	0	0	0	0
S.Barber	3	1	4	0	0	0	0	0
V.Leach	3	1	4	0	0	0	0	0
D.Faggins	3	0	3	0	0	0	1	0
W.Demps	3	0	3	0	0	0	0	1
H.Williams	2	0	2	0	0	0	0	0
B.Pittman	2	0	2	0	0	0	0	0
K.Brown	1	0	1	0	0	0	0	0
D.Ryans	1	0	1	0	0	0	1	0
E.Cochran	1	0	1	0	0	0	0	0
D.Anderson	1	0	1	0	0	0	0	0
A.Davis	1	0	1	0	0	0	0	1
C.Brown	0	1	1	0	0	0	0	0
K.Walter	1	0	1	0	0	0	0	1
D.Wynn	1	0	1	0	0	0	0	0
D.Robinson	0	0	0	0	0	1	0	0
TEXANS	87	16	103	1	0	1	3	4

2008 FINAL STATISTICS (8-8)

Date	W/L	Score	Opponent	Attendance
9/7	L	17-38	at Pittsburgh	64,001*
9/21	L	12-31	at Tennessee	69,143*
9/28	L	27-30 OT	at Jacksonville	64,061*
10/5	L	27-31	Indianapolis	70,118*
10/12	W	29-28	Miami	70,023*
10/19	W	28-21	Detroit	70,081*
10/26	W	35-6	Cincinnati	70,112*
11/2	L	21-28	at Minnesota	62,839*
11/9	L	13-41	Baltimore	70,552*
11/16	L	27-33	at Indianapolis	66,201*
11/23	W	16-6	at Cleveland	72,077*
12/1	W	30-17	Jacksonville	70,809*
12/7	W	24-21	at Green Bay	70,245*
12/14	W	13-12	Tennessee	70,831*
12/21	L	16-27	at Oakland	43,687
12/28	W	31-24	Chicago	70,838*

*Sellouts

TEAM STATISTICS	TEXANS	Opponents
TOTAL FIRST DOWNS	340	300
Rushing	106	114
Passing	210	167
Penalty	24	19
3rd Down: Made/Att	83/197	74/188
3rd Down Pct.	42.1%	39.4%
4th Down: Made/Att	14/23	10/13
4th Down Pct.	60.9%	76.9%
POSSESSION AVG.	31:57	28:03
TOTAL NET YARDS	6,113	5,385
Avg. Per Game	382.1	336.6
Total Plays	1,019	935
Avg. Per Play	6.0	5.8
NET YARDS RUSHING	1,846	1,962
Avg. Per Game	115.4	122.6
Total Rushes	432	439
NET YARDS PASSING	4,267	3,423
Avg. Per Game	266.7	213.9
Sacked/Yards Lost	32/207	25/175
Gross Yards	4,474	3,598
Attempts/Completions	555/367	471/294
Completion Pct.	66.1%	62.4%
Had Intercepted	20	12
PUNTS/AVERAGE	53/42.3	67/44.4
NET PUNTING AVG.	35.2	37.2
PENALTIES/YARDS	80/664	81/659
FUMBLES/BALL LOST	28/12	19/10
TOUCHDOWNS	40	45
Rushing	16	18
Passing	21	24
Returns	3	3

SCORE BY PERIODS	1	2	3	4	OT	Total
TEXANS	77	109	78	102	0	366
Opponents	84	85	86	136	3	394

SCORING	TD	Ru	Pa	Rt	PAT	FG	SAF	TP
Brown	0	0	0	0	37/37	29/33	0	124
Slaton	10	9	1	0	0/0	0/0	0	60
Johnson	8	0	8	0	0/0	0/0	1	50
Walter	8	0	8	0	0/0	0/0	0	48
Green	3	3	0	0	0/0	0/0	0	18
Schaub	2	2	0	0	0/0	0/0	0	12
Daniels	2	0	2	0	0/0	0/0	0	12
Anderson	2	0	2	0	0/0	0/0	0	12
Jones	2	0	0	2a	0/0	0/0	0	12
Moats	1	1	0	0	0/0	0/0	0	6
Leach	1	1	0	0	0/0	0/0	0	6
Reeves	1	0	0	1b	0/0	0/0	0	6
TEXANS	40	16	21	3	37/37	29/33	1	366
Opponents	45	18	24	3*	43/43	25/29	2	394

a- J. Jones 70-yard punt return vs. MIA (10/12); J. Jones 73-yard punt return vs. CIN (10/26);
 b- J. Reeves 44-yard INT return at MIN (11/2); *C. Finnegan 99-yard INT return at TEN (9/21); *G. Brackett 68-yard FUM return vs. IND (10/5); *J. Higgins 80-yard punt return at OAK (12/21)

RUSHING	No.	Yds	Avg	Long	TD
Slaton	268	1282	4.8	71t	9
Green	74	294	4.0	14	3
Moats	26	94	3.6	12	1
Schaub	31	68	2.2	10	2
Taylor	14	37	2.6	17	0
Rosenfels	11	37	3.4	15	0
Walter	3	23	7.7	13	0
Turk	1	18	18.0	18	0
Leach	1	1	1.0	1t	1
Sapp	2	-3	-1.5	0	0
Jones	1	-5	-5.0	-5	0
TEXANS	432	1,846	4.3	71t	16
Opponents	439	1,962	4.5	41t	18

RECEIVING	No.	Yds	Avg	Long	TD
Johnson	115	1575	13.7	65	8
Daniels	70	862	12.3	35	2
Walter	60	899	15.0	61	8
Slaton	50	377	7.5	46	1
Anderson	19	241	12.7	65	2
Davis	13	213	16.4	49	0
Leach	12	103	8.6	22	0
Dreesen	11	77	7.0	13	0
Green	11	32	2.9	8	0
Jones	3	81	27.0	45	0
Moats	3	14	4.7	5	0
TEXANS	367	4,474	12.2	65	21
Opponents	294	3,598	12.2	96t	24

INTERCEPTIONS	No.	Yds	Avg	Long	TD
Reeves	4	108	27.0	44t	1
Wilson	2	36	18.0	19	0
Bennett	2	26	13.0	23	0
Robinson	2	0	0.0	0	0
Weaver	1	8	8.0	8	0
Diles	1	0	0.0	0	0
TEXANS	12	178	14.8	44t	1
Opponents	20	221	11.1	99t	1

PUNTING	No.	Yds	Avg	Net	TB	In	Lg	B
Turk	55	2,296	41.7	37.9	3	24	59	0
TEXANS	55	2,296	41.7	37.9	3	24	59	0
Opponents	59	2,535	43.0	37.1	3	24	64	0

PUNT RETURNS	Ret	FC	Yds	Avg	Long	TD
Jones	32	17	386	12.1	73t	2
TEXANS	32	17	386	12.1	73t	2
Opponents	21	14	235	11.2	80t	1

KICKOFF RETURNS	No	Yds	Avg	Long	TD
Davis	43	993	23.1	50	0
Jones	13	280	21.5	30	0
Moats	9	212	23.6	32	0
Leach	3	34	11.3	15	0
Taylor	1	17	17.0	17	0
White	1	7	7.0	7	0
Sapp	1	7	7.0	7	0
Walter	1	0	0.0	0	0
TEXANS	72	1,550	21.5	50	0
Opponents	73	1,630	22.3	49	0

FIELD GOALS	1-19	20-29	30-39	40-49	50+
Brown	0/0	9/10	10/10	8/10	2/3
TEXANS	0/0	9/10	10/10	8/10	2/3
Opponents	0/0	3/3	11/12	7/9	4/5

PASSING	Att	Comp	Yds	Cmp%	Yds/Att	TD	TD%	Int	Int%	Long	Sack/Lost	Rating
M.Schaub	380	251	3,043	66.1	8.0	15	3.9	10	2.6	65	23/149	92.7
S.Rosenfels	174	116	1,431	66.7	8.2	6	3.4	10	5.7	61	9/58	79.5
M.Turk	1	0	0	0.0	0.0	0	0.0	0	0.0	0	0/0	39.6
TEXANS	555	367	4,474	66.1	8.1	21	3.8	20	3.6	65	32/207	88.4
Opponents	471	294	3,598	62.4	7.6	24	5.1	12	2.5	96t	25/175	92.3

2008 FINAL STATISTICS (8-8)

DEFENSIVE STATISTICS

TACKLES	Solo	Asst	Total	Sk Yds	QB Press	INT- Yards	Pass Def.	Forced Fumbles	Fumble Recoveries
D.Ryans	86	26	112	1.0-9	4	0-0	4	2	3
Z.Diles	47	19	66	1.0-9	2	1-0	2	1	0
E.Wilson	52	11	63	0.0-0	0	2-36	7	0	0
M.Williams	44	9	53	12.0-82	25	0-0	0	4	0
N.Ferguson	42	10	52	0.0-0	1	0-0	2	1	1
J.Reeves	47	3	50	0.0-0	0	4-108	19	1	0
A.Weaver	28	17	45	0.0-0	0	1-8	1	0	0
M.Greenwood	31	12	43	0.0-0	0	0-0	1	0	0
F.Bennett	33	8	41	0.0-0	0	2-26	6	2	0
D.Robinson	35	3	38	0.0-0	1	2-0	6	0	0
X.Adibi	26	8	34	0.0-0	1	0-0	0	0	1
K.Bentley	22	12	34	1.0-15	1	0-0	1	0	1
W.Demps	20	10	30	0.0-0	0	0-0	0	0	0
B.Harrison	21	9	30	0.0-0	1	0-0	1	0	0
T.Johnson	24	5	29	1.0-3	5	0-0	2	1	0
De.Robinson	19	8	27	0.0-0	0	0-0	0	1	0
A.Okoye	15	9	24	1.0-13	3	0-0	2	1	1
D.Faggins	16	3	19	0.0-0	0	0-0	2	0	0
J.Zgonina	13	6	19	0.0-0	1	0-0	0	0	1
T.Bulman	10	7	17	4.0-14	9	0-0	0	0	1
E.Cochran	13	4	17	2.0-21	3	0-0	1	0	0
C.Brown	12	3	15	0.0-0	0	0-0	1	0	0
D.Barber	4	1	5	1.0-9	1	0-0	1	0	0
C.Thompson	4	1	5	1.0-0	4	0-0	1	0	0
F.Okam	2	2	4	0.0-0	0	0-0	0	0	0
N.Kalu	2	2	4	0.0-0	0	0-0	0	0	0
J.Nading	3	1	4	0.0-0	0	0-0	0	0	0
TEAM	3	0	3	0.0-0	0	0-0	0	0	0
A.Molden	1	0	1	0.0-0	0	0-0	0	0	0
TEXANS	675	209	884	25.0-175	62	12-178	60	14	9

SPECIAL TEAMS STATISTICS

SPECIAL TEAMS	Solo	Asst	Total	PAT	Blocks Punt	FG	Forced Fumbles	Fumble Recoveries
K.Bentley	16	7	23	0	0	0	0	0
A.Molden	16	3	19	0	0	0	0	1
D.Barber	8	2	10	0	0	0	0	0
D.Faggins	7	2	9	0	0	0	0	0
J.Dreessen	6	2	8	0	0	0	0	0
C.Thompson	4	4	8	0	0	0	0	0
N.Ferguson	6	1	7	0	0	0	0	0
C.Sapp	5	0	5	0	0	0	0	0
V.Leach	4	0	4	0	0	0	0	0
J.Reeves	2	1	3	0	0	0	0	1
B.Harrison	3	0	3	0	0	0	0	0
A.Davis	3	0	3	0	0	0	0	0
W.Demps	0	2	2	0	0	0	0	0
R.Moats	1	2	3	0	0	0	1	0
J.Nading	1	1	2	0	0	0	0	0
M.Greenwood	0	2	2	0	0	0	0	0
C.Taylor	1	0	1	0	0	0	0	0
F.Bennett	2	0	2	0	0	0	0	0
T.Bulman	1	0	1	0	0	0	0	0
K.Brown	1	0	1	0	0	0	0	1
X.Adibi	1	0	1	0	0	0	0	0
D.Anderson	0	1	1	0	0	0	0	0
B.Pittman	0	1	1	0	0	0	0	0
TEAM	1	0	1	0	0	0	0	0
J.Jones	0	0	0	0	0	0	1	1
TEXANS	89	31	120	0	0	0	2	4

2009 FINAL STATISTICS (9-7)

DEFENSIVE STATISTICS

TACKLES	Solo	Asst	Total	Sk Yds	Tackles For Loss	QB Hits	INT- Yards	Pass Def.	Forced Fumbles	Fumble Recoveries
B.Cushing	86	47	133	4.0-31	13	13	4-26	10	2	0
D.Ryans	93	30	123	1.0-7	14	5	0-0	2	1	1
B.Pollard	82	20	102	1.5-10	4	2	4-121	7	1	3
G.Quin	54	10	64	0.0-0	3	0	0-0	11	0	0
Z.Diles	45	16	61	0.0-0	7	1	0-0	1	2	1
Du.Robinson	42	7	49	0.0-0	6	0	0-0	5	0	0
M.Williams	38	5	43	9.0-52	13	20	0-0	3	2	1
A.Okoye	26	12	38	1.5-8	6	6	0-0	3	0	0
A.Smith	26	8	34	4.5-26	6	18	0-0	1	2	2
E.Wilson	23	6	29	0.0-0	0	0	2-29	3	1	0
J.Zgonina	23	5	28	2.5-11	3	3	0-0	0	0	1
J.Reeves	23	5	28	0.0-0	0	0	1-19	7	0	0
D.Barber	21	4	25	0.0-0	0	1	1-3	4	0	1
S.Cody	12	9	21	0.5-1	1	2	0-0	1	0	0
J.Busing	19	1	20	0.0-0	0	1	1-140	3	0	0
De.Robinson	16	4	20	0.0-0	0	0	0-0	4	1	0
T.Bulman	12	6	18	0.0-0	1	3	0-0	1	0	0
C.Barwin	11	5	16	4.5-43	4	7	0-0	3	0	1
F.Bennett	12	3	15	0.0-0	0	0	0-0	1	0	0
B.McCain	11	0	11	0.0-0	0	0	1-0	3	0	0
A.Johnson	4	0	4	0.0-0	0	0	0-0	0	0	1
D.Anderson	3	0	3	0.0-0	0	0	0-0	0	0	0
N.Ferguson	2	1	3	0.0-0	0	0	0-0	1	0	0
X.Adibi	2	1	3	0.0-0	0	1	0-0	0	0	0
B.Russell	1	2	3	0.0-0	0	0	0-0	0	0	0
T.Jamison	2	0	2	0.0-0	0	0	0-0	0	0	0
J.Jones	2	0	2	0.0-0	0	0	0-0	0	0	1
K.Bentley	1	0	1	0.0-0	0	0	0-0	0	0	0
J.Casey	1	0	1	0.0-0	1	0	0-0	0	0	0
J.Dreessen	1	0	1	0.0-0	0	0	0-0	0	0	0
C.Pitts	1	0	1	0.0-0	0	0	0-0	0	0	0
K.Studdard	1	0	1	0.0-0	0	0	0-0	0	0	0
C.Myers	1	0	1	0.0-0	0	0	0-0	0	0	0
E.Winston	1	0	1	0.0-0	0	0	0-0	0	0	0
C.White	1	0	1	0.0-0	0	0	0-0	0	0	0
O.Daniels	1	0	1	0.0-0	0	0	0-0	0	0	0
K.Walter	1	0	1	0.0-0	0	0	0-0	0	0	0
M.Schaub	1	0	1	0.0-0	0	0	0-0	0	0	1
R.Grossman	0	0	0	0.0-0	0	0	0-0	0	0	1
V.Leach	0	0	0	0.0-0	0	0	0-0	0	0	1
TEXANS	702	207	909	30.0-91	82	83	14-212	74	12	16

SPECIAL TEAMS STATISTICS

SPECIAL TEAMS	Solo	Asst	Total	PAT	Blocks Punt	FG	Forced Fumbles	Fumble Recoveries
K.Bentley	9	11	20	0	0	0	0	0
A.Davis	11	1	12	0	0	0	0	2
J.Busing	7	5	12	0	0	0	0	0
G.Martinez	6	3	9	0	0	0	0	0
D.Barber	7	1	8	0	0	0	0	1
X.Adibi	7	1	8	0	0	0	1	0
R.Moats	6	0	6	0	0	0	0	0
N.Ferguson	6	1	7	0	0	0	0	0
J.Dreessen	4	2	6	0	0	0	0	0
C.Thompson	3	2	5	0	0	0	0	0
J.Casey	4	1	5	0	0	0	0	0
G.Quin	2	2	4	0	0	0	0	0
F.Bennett	3	0	3	0	0	0	0	1
C.Barwin	2	1	3	0	0	0	0	0
B.McCain	3	1	4	0	0	0	0	0
J.Reeves	2	1	3	0	0	0	0	0
A.Molden	1	1	2	0	0	0	0	0
A.Foster	1	1	2	0	0	0	0	0
D.Brown	1	0	1	0	0	0	0	0
B.Russell	1	0	1	0	0	0	0	0
K.Brown	1	0	1	0	0	0	0	0
Z.Diles	0	1	1	0	0	0	0	0
TEXANS	87	36	123	0	0	0	1	4
Opponents	71	23	94	0	0	3	0	3

2010 FINAL STATISTICS (6-10)

Date	W/L	Score	Opponent	Attendance
9/12	W	34-24	Indianapolis	70,974*
9/19	W OT	30-27	at Washington	88,240*
9/26	L	13-27	Dallas	71,456*
10/3	W	31-24	at Oakland	32,218
10/10	L	10-34	N.Y. Giants	71,110*
10/17	W	35-31	Kansas City	70,926*
11/1	L	17-30	at Indianapolis	66,363*
11/7	L	23-29	San Diego	70,886*
11/14	L	24-31	at Jacksonville	62,340
11/21	L	27-30	at N.Y. Jets	78,843*
11/28	W	20-0	Tennessee	70,855*
12/2	L	24-34	at Philadelphia	69,144*
12/13	L OT	28-34	Baltimore	71,413*
12/19	L	17-31	at Tennessee	69,143*
12/26	L	23-24	at Denver	73,691*
1/2/11	W	34-17	Jacksonville	71,023*

*Sellouts

TEAM STATISTICS		Texans	Opponents
TOTAL FIRST DOWNS			
Rushing		118	113
Passing		222	211
Penalty		20	28
3rd Down: Made/Att		79/192	77/195
3rd Down Pct.		41.1%	39.5%
4th Down: Made/Att		9/19	11/13
4th Down Pct.		47.4%	84.6%
POSSESSION AVG.		29:06	30:54
TOTAL NET YARDS			
Avg. Per Game		386.6	376.9
Total Plays		1,029	1,010
Avg. Per Play		6.0	6.0
NET YARDS RUSHING			
Avg. Per Game		127.6	109.4
Total Rushes		423	433
NET YARDS PASSING			
Avg. Per Game		259.0	267.5
Sacked/Yards Lost		32/226	30/219
Gross Yards		4,370	4,499
Attempts/Completions		574/365	547/354
Completion Pct.		63.6%	64.7%
Had Intercepted		12	13
PUNTS/AVERAGE			
NET PUNTING AVG.		63/42.1	67/43.7
PENALTIES/YARDS		90/690	105/851
FUMBLES/BALL LOST			
TOUCHDOWNS		44	52
Rushing		20	16
Passing		24	33
Returns		0	3

SCORE BY PERIODS						
	1	2	3	4	OT	Total
TEXANS	53	98	108	128	3	390
Opponents	96	139	75	111	6	427

SCORING	TD	Ru	Pa	Rt	PAT	FG	SAF	TP
N.Rackers	0	0	0	0	43/43	27/30	0	124
A.Foster	18	16	2	0	0/0	0/0	0	108
A.Johnson	8	0	8	0	0/0	0/0	0	48
K.Walter	5	0	5	0	0/0	0/0	0	30
D.Ward	4	4	0	0	0/0	0/0	0	24
J.Dreessen	4	0	4	0	0/0	0/0	0	24
J.Jones	3	0	3	0	0/0	0/0	0	20
Q.Daniels	2	0	2	0	0/0	0/0	0	12
TEXANS	44	20	24	0	43/43	27/30	0	390
Opponents	52	16	33	3	50/50	21/27	0	427

2-Pt. Conversions: TEXANS 1/1, Opponents: 1/1

Sacks: M.Williams 8.5, M.Anderson 4.0, A.Smith 4.0, A.Okoye 3.0, B.Pollard 2.5, B.Cushing 1.5, T.Jamison 1.0, D.Lewis 1.0, E.Mitchell 1.0, T.Nolan 1.0, D.Ryans 1.0, D.Sharpton 1.0, J.Nading 0.5. **TEXANS: 30.0, Opponents: 32.0**

Fumbles/Lost: M.Schaub 9/3, A.Foster 3/2, J.Dreessen 1/1, A. Johnson 1/0, J.Jones 1/0. **TEXANS: 15/6, Opponents: 16/5**
Fumble Recoveries: G.Quin 2, K.Bentley 1, T.Nolan 1, A.Okoye 1. **Total: 5**

RUSHING	No.	Yds	Avg	Long	TD
A.Foster	327	1,616	4.9	74t	16
D.Ward	50	315	6.3	38t	4
S.Slaton	19	93	4.9	23	0
M.Schaub	22	28	1.3	8	0
A.Johnson	2	10	5.0	7	0
J.Jones	2	7	3.5	10	0
M.Turk	1	-27	-27.0	-27	0
TEXANS	423	2,042	4.8	74t	20
Opponents	433	1,751	4.0	42	16

RECEIVING	No.	Yds	Avg	Long	TD
A.Johnson	86	1,216	14.1	60	8
A.Foster	66	604	9.2	50	2
K.Walter	51	621	12.2	35	5
J.Jones	51	562	11.0	47	3
O.Daniels	38	471	12.4	31	2
J.Dreessen	36	518	14.4	43t	4
D.Anderson	11	117	10.6	35	0
J.Casey	8	98	12.3	33	0
V.Leach	8	91	11.4	21	0
D.Ward	7	61	8.7	12	0
S.Slaton	3	11	3.7	12	0
D.Dickerson	0	0	0	0	0
TEXANS	365	4,370	12.0	60	24
Opponents	354	4,499	12.7	73t	33

INTERCEPTIONS	No.	Yds	Avg	Long	TD
T.Nolan	3	35	11.7	20	0
G.Quin	3	12	4.0	10	0
J.Allen	3	1	0.3	1	0
K.Jackson	2	23	11.5	23	0
K.Bentley	1	18	18.0	18	0
S.McManis	1	1	1.0	1	0
TEXANS	13	90	6.9	23	0
Opponents	12	107	8.9	25t	2

PUNTING	No.	Yds	Avg	Net	TB	In	Lg	B
M.Turk	63	2,650	42.1	36.8	5	19	60	0
TEXANS	63	2,650	42.1	36.8	5	19	60	0
Opponents	67	2,930	43.7	38.1	7	31	59	0

PUNT RETURNS	Ret	FC	Yds	Avg	Long	TD
J.Jones	29	15	204	7.0	39	0
D.Anderson	4	1	26	6.5	17	0
B.Pollard	1	0	5	5.0	5	0
A.Molden	1	0	0	0.0	0	0
TEXANS	35	16	235	6.7	39	0
Opponents	29	14	233	8.0	30	0

KICKOFF RETURNS	No	Yds	Avg	Long	TD
S.Slaton	39	767	19.7	50	0
J.Jones	23	494	21.5	35	0
V.Leach	3	40	13.3	26	0
S.McManis	1	25	25.0	25	0
E.Mitchell	1	0	0.0	0	0
TEXANS	67	1,326	19.8	50	0
Opponents	72	1,741	24.2	103t	1

FIELD GOALS	1-19	20-29	30-39	40-49	50+
N.Rackers	0/0	8/ 8	11/ 11	5/ 7	3/ 4
TEXANS	0/ 0	8/ 8	11/ 11	5/ 7	3/ 4
Opponents	0/ 0	6/ 7	9/ 10	6/ 8	0/ 2

N.Rackers: (30G, 49G); (47WR, 47G, 43G, 35G); (24G, 30G); (46RU, 35G); (38G); (); (53G); (27G, 21G, 25G); (24G); (38G, 22G); (35G, 33G); (48G); (52SH, 24G, 42G); (37G); (34G, 54G, 57G); (26G, 33G)
Opponents: (20G); (41G, 27G, 29B, 52WR); (49G, 40G); (39); (45G, 42G); (24G); (48G, 23G, 36G); (); (38G, 39WR, 43WL); (37G, 33G, 53SH, 30G); (); (36G, 22G); (); (30G); (27G); (39G, 46WL)

PASSING	Att	Comp	Yds	Cmp%	Yds/Att	TD	TD%	Int	Int%	Long	Sack/Lost	Rating
M.Schaub	574	365	4,370	63.6	7.6	24	4.2	12	2.1	60	32/226	92.0
TEXANS	574	365	4,370	63.6	7.6	24	4.2	12	2.1	60	32/226	92.0
Opponents	547	354	4,499	64.7	8.2	33	6.0	13	2.4	73t	30/219	100.5

2010 FINAL STATISTICS (6-10)

DEFENSIVE STATISTICS

TACKLES	Solo	Asst	Total	Sk Yds	Tackles For Loss	QB Press	INT-Yards	Pass Def.	Forced Fumbles	Fumble Recoveries
B.Pollard	82	30	112	2.5-14	4	4	0-0	5	4	0
G.Quin	71	14	85	0.0-0	3	1	3-12	14	1	2
Z.Diles	58	23	81	0.0-0	4	2	0-0	0	0	0
B.Cushing	53	23	76	1.5-12	8	12	0-0	4	1	0
K.Jackson	57	13	70	0.0-0	1	0	2-23	10	0	0
E.Wilson	41	15	56	0.0-0	0	0	0-0	3	0	0
D.Ryans	32	22	54	1.0-10	2	2	0-0	2	0	0
K.Bentley	32	19	51	0.0-0	3	2	1-18	1	0	1
A.Okoye	27	17	44	3.0-27	7	11	0-0	0	0	1
S.Cody	21	17	38	0.0-0	3	2	0-0	0	0	0
A.Smith	23	15	38	4.0-28	6	17	0-0	2	1	0
T.Nolan	27	9	36	1.0-8	1	2	3-35	5	0	1
M.Williams	22	6	28	8.5-54.5	10	19	0-0	2	1	0
E.Mitchell	18	10	28	1.0-8	3	1	0-0	0	0	0
J.Allen	22	1	23	0.0-0	0	0	3-1	4	0	0
B.McCain	17	5	22	0.0-0	0	0	0-0	2	0	0
M.Anderson	16	5	21	4.0-36	6	8	0-0	2	0	0
D.Sharpton	13	8	21	1.0-9	3	1	0-0	0	0	0
X.Adibi	13	5	18	0.0-0	2	0	0-0	0	1	0
D.Lewis	13	4	17	1.0-6	1	1	0-0	1	0	0
T.Jamison	12	3	15	1.0-3	2	1	0-0	0	0	0
J.Nading	4	5	9	0.5-3.5	0	1	0-0	1	0	0
D.Nixon	6	0	6	0.0-0	0	0	0-0	0	0	0
A.Ogunleye	1	1	2	0.0-0	0	1	0-0	0	0	0
S.McManis	1	1	2	0.0-0	0	0	1-1	1	0	0
M.Schaub	1	0	1	0.0-0	0	0	0-0	0	0	1
D.Barber	1	0	1	0.0-0	0	0	0-0	0	0	0
A.Foster	0	0	0	0.0-0	0	0	0-0	0	1	1
D.Anderson	0	0	0	0.0-0	0	0	0-0	0	1	1
TEXANS	684	271	955	30.0-219	69	88	13-90	59	11	8
Opponents	726	236	962	32.0-226	73	71	12-107	71	13	12

MISCELLANEOUS TACKLES: S. Slaton 2, A. Johnson 2, J. Dreessen 2, C. Myers 2, K. Walter 2, TEAM 2, M. Schaub 1, W. Smith 1, D. Anderson 1, D. Brown 1, O. Daniels 1
MISCELLANEOUS FUMBLE RECOVERIES: E. Winston 2, R. Butler 1, A. Johnson 1, J. Jones 1, M. Schaub 1, W. Smith 1, D. Ward 1

SPECIAL TEAMS STATISTICS

	Solo	Asst	Total	PAT	Blocks Punt	FG	Forced Fumble	Fumble Recoveries
J.Casey	10	7	17	0	0	0	0	0
D.Sharpton	10	3	13	0	0	0	0	0
T.Nolan	10	3	13	0	0	0	0	0
S.McManis	8	3	11	0	0	0	0	0
N.Rackers	4	4	8	0	0	0	0	0
V.Leach	6	2	8	0	0	0	0	0
J.Dreessen	7	0	7	0	0	0	0	0
A.Molden	5	1	6	0	0	0	0	0
D.Barber	4	1	5	0	0	0	0	0
J.Allen	2	2	4	0	0	0	0	0
D.Anderson	4	0	4	0	0	0	1	0
S.Keglar	3	1	4	0	0	0	0	0
K.Bentley	3	1	4	0	0	0	0	0
X.Adibi	3	1	4	0	0	0	1	0
D.Nixon	2	2	4	0	0	0	0	0
B.McCain	3	0	3	0	0	0	0	0
J.Weeks	1	2	3	0	0	0	0	0
K.Paymah	2	0	2	0	0	0	0	0
G.Graham	2	0	2	0	0	0	0	0
J.Nading	1	0	1	0	0	0	0	0
J.Wall	1	0	1	0	0	0	0	0
Z.Diles	1	0	1	0	0	0	0	0
M.Turk	0	1	1	0	0	0	0	0
B.Pollard	0	0	0	0	0	1	0	0
TEXANS	93	34	127	0	0	1	2	0
Opponents	94	39	133	0	0	0	0	3

2011 FINAL STATISTICS (10-6)

DEFENSIVE STATISTICS

TACKLES	Solo	Asst	Total	Sk Yds	Tackles For Loss	QB Press	INT- Yards	Pass Def.	Forced Fumbles	Fumble Recoveries
B.Cushing	76	38	114	4.0-21.0	8	12	2-5	5	2	0
G.Quin	59	18	77	0.0-0.0	2	0	0-0	9	0	1
D.Ryans	44	20	64	0.0-0.0	6	2	0-0	4	1	0
D. Manning	44	15	59	0.0-0.0	0	2	2-22	4	0	0
J.Watt	49	7	56	5.5-47.5	13	14	0-0	4	0	2
C.Barwin	34	13	47	11.5-78.5	12	27	0-0	7	1	0
J.Joseph	40	4	44	0.0-0.0	2	0	4-40	15	1	0
B.Reed	30	14	44	6.0-36.0	7	11	0-0	3	0	2
K.Jackson	35	5	40	0.0-0.0	2	0	1-0	7	1	0
J.Allen	33	4	37	0.0-0.0	2	0	4-34	11	0	0
T.Nolan	25	7	32	0.5-0.5	1	1	0-0	4	0	0
E.Mitchell	14	13	27	1.0-0.0	0	1	0-0	1	0	0
A.Smith	19	6	25	6.5-44.5	10	16	0-0	3	1	0
B.McCain	24	1	25	0.0-0.0	0	1	2-48	12	0	0
S.Cody	16	7	23	1.0-7.0	2	3	0-0	2	0	1
Q.Demps	18	4	22	0.0-0.0	0	1	2-47	4	0	0
T.Jamison	14	5	19	2.0-16.0	2	3	0-0	2	1	1
T.Bulman	6	6	12	0.0-0.0	0	0	0-0	0	0	0
M.Williams	10	1	11	5.0-29.0	5	6	0-0	1	1	0
D.Sharpton	9	0	9	0.0-0.0	0	0	0-0	0	0	0
T.Dobbins	2	2	4	0.0-0.0	1	0	0-0	1	1	0
M.Alexander	3	0	3	0.0-0.0	0	0	0-0	0	0	0
J.Nading	2	1	3	0.5-3.5	1	0	0-0	0	0	0
B.Harris	1	0	1	0.0-0.0	0	1	0-0	0	0	0
B.Braman	0	1	1	0.5-3.5	1	1	0-0	0	0	1
TEXANS	607	192	799	44.0-287	77	102	17-196	99	10	8
Opponents	749	220	969	33.0-190	75	52	9-132	62	15	12

MISCELLANEOUS TACKLES: J.Jones 2, K.Walter 2, A.Foster 2, E.Winston 2, M.Brisiel 2 (1 assist), W.Smith 2, A.Caldwell 1, A.Foster 1, A.Johnson 1, C.Myers 1, T. Yates 1; O.Daniels 1 (assist)

MISCELLANEOUS FUMBLE RECOVERIES: W.Smith 2, A.Foster 2, M.Schaub 1, K.Walter 1, E.Winston 1, T.Yates 1

MISCELLANEOUS FORCED FUMBLES: M.Brisiel, 1

SPECIAL TEAMS STATISTICS

	Solo	Asst	Total	PAT	Blocks Punt	FG	Forced Fumble	Fumble Recoveries
T.Dobbins	9	0	9	0	0	0	0	0
J.Allen	8	0	8	0	0	0	0	0
J.Nading	7	1	8	0	0	0	1	0
B.Braman	5	2	7	0	0	0	0	0
S.McManis	4	1	5	0	0	0	1	0
J.Dreessen	4	0	4	0	0	0	0	0
B.Hartmann	4	0	4	0	0	0	0	0
S.Keo	4	0	4	0	0	0	0	0
M.Alexander	4	0	4	0	0	0	0	0
T.Nolan	3	0	3	0	0	0	0	0
J.Casey	3	0	3	0	0	0	0	0
D.Barber	3	0	3	0	0	0	0	0
B.Johnson	3	0	3	0	0	0	0	0
D.Sharpton	3	0	3	0	0	0	0	0
B.McCain	3	0	3	0	0	0	0	0
N.Rackers	2	1	3	0	0	0	0	0
B.Harris	1	1	2	0	0	0	0	0
L.Vickers	2	0	2	0	0	0	0	0
K.Jackson	2	0	2	0	0	0	0	0
Q.Demps	0	1	1	0	0	0	0	0
D.Anderson	1	0	1	0	0	0	0	0
C.Ogbonnaya	1	0	1	0	0	0	0	0
B.Reed	1	0	1	0	0	0	0	0
M.Turk	0	1	1	0	0	0	0	0
E.Mitchell	0	0	0	0	0	0	0	2
D.Manning	0	0	0	0	0	1	0	0
J.Watt	0	0	0	0	0	1	0	0
TEXANS	77	8	85	0	0	2	2	2
Opponents	68	20	88	1	0	0	2	4

2011 POSTSEASON STATISTICS (1-1)

Date	W/L	Score	Opponent	Attendance
1/7/12	W	31-10	Cincinnati	71,725
1/15/12	L	13-20	at Baltimore	71,547

TEAM STATISTICS

	Texans	Opponents
TOTAL FIRST DOWNS	35	32
Rushing	14	10
Passing	20	20
Penalty	1	2
3rd Down: Made/Att	11/27	10/29
3rd Down Pct.	40.7%	34.5%
4th Down: Made/Att	0/1	0/3
4th Down Pct.	0.0%	0.0%
POSSESSION AVG.	29:12	30:49
TOTAL NET YARDS	655	527
Avg. Per Game	327.5	263.5
Total Plays	120	128
Avg. Per Play	5.5	4.1
NET YARDS RUSHING	319	163
Avg. Per Game	159.5	81.5
Total Rushes	63	50
NET YARDS PASSING	336	364
Avg. Per Game	168.0	182.0
Sacked/Yards Lost	2/7	9/69
Gross Yards	343	433
Attempts/Completions	55/28	69/41
Completion Pct.	50.9%	59.4%
Had Intercepted	3	3
PUNTS/AVERAGE	10/45.1	12/49.1
NET PUNTING AVG.	41.1	44.4
PENALTIES/YARDS	8/107	3/25
FUMBLES/BALL LOST	3/1	4/0
TOUCHDOWNS	5	3
Rushing	3	1
Passing	1	2
Returns	1	0

SCORE BY PERIODS

	1	2	3	4	OT	Total
TEXANS	10	20	7	7	0	44
Opponents	24	3	0	3	0	30

SCORING

	TD	Ru	Pa	Rt	PAT	FG	SAF	TP
A.Foster	3	3	0	0	0/0	0/0	0	18
N.Rackers	0	0	0	0	5/5	3/4	0	14
A.Johnson	1	0	1	0	0/0	0/0	0	6
J.Watt	1	0	0	1	0/0	0/0	0	6
TEXANS	5	3	1	1	5/5	3/4	0	44
Opponents	3	1	2	0	3/3	3/4	0	30

2-Pt. Conversions: TEXANS 0/0, Opponents: 0/0

SACKS: J. Watt 3.5, B. Reed 3.5, E. Mitchell 1.0, A. Smith 1.0. TEXANS: 9.0, Opponents: 2.0

FUMBLES/LOST: J. Jones 2/1, A. Foster 1/0. TEXANS: 3/1, Opponents: 4/0

FUMBLE RECOVERIES: None. Total: 0

RUSHING	No.	Yds	Avg	Long	TD
A.Foster	51	285	5.6	42t	3
B.Tate	9	37	4.1	9	0
J.Casey	1	0	0.0	0	0
T.Yates	2	-3	-1.5	-1	0
TEXANS	63	319	5.1	42t	3
Opponents	50	163	3.3	19	1

RECEIVING	No.	Yds	Avg	Long	TD
A.Johnson	13	201	15.5	40t	1
A.Foster	8	51	6.4	16	0
O.Daniels	4	55	13.8	21	0
K.Walter	3	36	12.0	19	0
J.Dreessen	0	0	0	0	0
J.Casey	0	0	0	0	0
B.Tate	0	0	0	0	0
TEXANS	28	343	12.3	40t	1
Opponents	41	433	10.6	36	2

INTERCEPTIONS	No.	Yds	Avg	Long	TD
J.Watt	1	29	29.0	29t	1
D.Manning	1	0	0.0	0	0
J.Joseph	1	-1	-1.0	-1	0
TEXANS	3	28	9.3	29t	1
Opponents	3	1	0.3	1	0

PUNTING	No.	Yds	Avg	Net	TB	In	Lg	B
M.Turk	10	451	45.1	41.1	1	2	56	0
TEXANS	10	451	45.1	41.1	1	2	56	0
Opponents	12	589	49.1	44.4	2	2	64	0

PUNT RETURNS	Ret	FC	Yds	Avg	Long	TD
J.Jones	9	0	16	1.8	9	0
TEXANS	9	0	16	1.8	9	0
Opponents	3	5	20	6.7	8	0

KICKOFF RETURNS	No	Yds	Avg	Long	TD
D.Manning	4	133	33.3	60	0
TEXANS	4	133	33.3	60	0
Opponents	2	47	23.5	25	0

FIELD GOALS	1-19	20-29	30-39	40-49	50+
N.Rackers	0/0	0/0	2/2	1/1	0/1
TEXANS	0/0	0/0	2/2	1/1	0/1
Opponents	0/0	0/0	1/1	2/2	0/1

N.Rackers: (39G) (40G, 33G, 50SH)
Opponents: (50WR, 37G) (48G, 44G)

PASSING	Att	Comp	Yds	Cmp%	Yds/Att	TD	TD%	Int	Int%	Long	Sack/Lost	Rating
T.Yates	55	28	343	50.9	6.2	1	1.8	3	5.5	40t	2/7	53.8
TEXANS	55	28	343	50.9	6.2	1	1.8	3	5.5	40t	2/7	53.8
Opponents	69	41	433	59.4	6.3	2	2.9	3	4.3	36	9/69	69.3

2011 POSTSEASON STATISTICS (1-1)

DEFENSIVE STATISTICS

TACKLES	Solo	Asst	Total	Sk Yds	Tackles For Loss	QB Press	INT- Yards	Pass Def.	Forced Fumbles	Fumble Recoveries
B.Cushing	10	9	19	0.0-0.0	1	0	0-0	1	0	0
D.Manning	13	3	16	0.0-0.0	0	0	1-0	2	0	0
J.Watt	11	3	14	3.5-29.0	4	4	1-29	1	0	0
B.Reed	9	4	13	3.5-23.0	2	3	0-0	0	1	0
D.Ryans	4	7	11	0.0-0.0	1	0	0-0	0	0	0
K.Jackson	7	1	8	0.0-0.0	0	0	0-0	1	0	0
J.Joseph	8	0	8	0.0-0.0	1	0	1-1	5	0	0
A.Smith	7	1	8	1.0-8.0	3	1	0-0	0	0	0
G.Quin	6	2	8	0.0-0.0	0	0	0-0	0	0	0
S.Cody	2	5	7	0.0-0.0	0	0	0-0	0	0	0
J.Allen	3	2	5	0.0-0.0	0	0	0-0	2	0	0
E.Mitchell	3	2	5	1.0-9.0	1	1	0-0	1	0	0
C.Barwin	5	0	5	0.0-0.0	0	2	0-0	0	0	0
Q.Demps	3	0	3	0.0-0.0	1	0	0-0	0	0	0
T.Jamison	1	1	2	0.0-0.0	0	0	0-0	1	0	0
T.Dobbins	2	0	2	0.0-0.0	0	0	0-0	0	0	0
B.McCain	0	0	0	0.0-0.0	0	0	0-0	2	0	0
J. Nading	0	0	0	0.0-0.0	0	0	0-0	0	1	0
TEXANS	94	40	134	9.0-69	14	11	3-28	16	2	0
Opponents	88	18	106	2.0-7	4	5	3-1	14	2	0

SPECIAL TEAMS STATISTICS

	Solo	Asst	Total	PAT	Blocks Punt	FG	Forced Fumbles	Fumble Recoveries
J.Casey	3	0	3	0	0	0	0	0
T.Dobbins	1	0	1	0	0	0	0	0
J.Nading	1	0	1	0	0	0	1	0
J.Allen	1	0	1	0	0	0	0	0
J.Weeks	1	0	1	0	0	0	0	0
B.Braman	0	1	1	0	0	0	0	0
S.Keo	0	1	1	0	0	0	0	0
S.McManis	0	1	1	0	0	0	0	0
J.Jones	0	0	0	0	0	0	0	1
TEXANS	7	3	10	0	0	0	1	1
Opponents	13	0	13	0	0	0	1	2

2012 FINAL STATISTICS (12-4)

DEFENSIVE STATISTICS

TACKLES						Tackles	QB	INT-			Fumble
	Solo	Asst	Total	Sacks	Sk Yds	For Loss	Hits	Yards	Pass Def.	Forced Fumbles	Recoveries
J.Watt	85	22	107	20.5	138.5	39	42	0	16	4	2
G.Quin	91	14	105	1.0	8.0	6	1	2 (22)	14	2	0
B.James	57	48	105	0.5	4.0	3	3	0	2	0	2
D.Manning	87	9	96	1.0	0.0	2	1	2 (59)	8	3	1
J.Joseph	60	7	67	0.0	0.0	0	0	2 (88)	11	0	0
K.Jackson	57	9	66	0.0	0.0	1	0	4 (71)	16	0	0
C.Barwin	39	26	65	3.0	15.0	12	16	0	4	0	1
E.Mitchell	25	30	55	0.0	0.0	1	1	0	3	1	0
A.Smith	35	16	51	7.0	51.0	7	17	0	3	2	1
T.Dobbins	30	19	49	0.0	0.0	2	2	1 (7)	4	0	4
B.Cushing	27	16	43	0.0	0.0	0	1	1 (1)	2	1	0
B.Reed	23	19	42	2.5	11.5	4	6	0	3	1	0
D.Sharpton	18	21	39	0.0	0.0	2	2	1 (-2)	2	0	1
J.Crick	17	15	32	0.0	0.0	0	2	0	2	0	0
Q.Demps	26	4	30	0.0	0.0	2	0	0	5	0	1
S.Cody	13	14	27	0.0	0.0	0	0	0	2	0	0
W.Mercilus	14	10	24	6.0	17.0	6	5	0	1	2	1
B.McCain	20	2	22	0.5	4.0	0	2	1 (86)	7	0	0
B.Ruud	8	7	15	1.0	8.0	1	1	0	2	0	0
B.Harris	10	2	12	0.0	0.0	0	0	0	3	0	0
T.Jamison	2	9	11	1.0	12.0	1	1	0	1	0	0
A.Ball	7	0	7	0.0	0.0	0	0	0	3	0	0
B.Braman	4	2	6	0.0	0.0	0	0	0	0	0	0
T.Nolan	4	1	5	0.0	0.0	0	0	0	0	0	0
R.Carmichael	5	0	5	0.0	0.0	0	0	0	1	0	0
S.Keo	2	2	4	0.0	0.0	0	0	1 (1)	1	0	0
J.Nading	1	2	3	0.0	0.0	0	0	0	0	0	0
T.McClain	0	1	1	0.0	0.0	0	0	0	0	0	0
TEXANS	767	327	1,094	44.0	269.0	89	103	15 (333)	116	16	14
Opponents	730	212	942	28.0	216.0	84	71	13 (136)	67	8	4

MISCELLANEOUS TACKLES: O.Daniels 4, A.Johnson 3, K.Martin 2, A.Caldwell 1, J.Casey 1, J.Forsett 1, A.Foster 1, G.Graham 1, D.Newton 1, K.Walter 1.

MISCELLANEOUS FUMBLE RECOVERIES: M.Schaub 2, A.Foster 1, R.Harris 1, C.Myers 1, T.Yates 1.

SPECIAL TEAMS STATISTICS

				Blocked	Blocked	Blocked	Forced	Fumble
	Solo	Asst	Total	PAT	Punt	FG	Fumbles	Recoveries
B.Braman	14	2	16	0	2	0	0	0
A.Ball	11	2	13	0	0	0	1	0
J.Nading	10	3	13	0	0	0	0	0
S.Keo	7	4	11	0	0	0	0	0
T.Dobbins	7	2	9	0	0	0	0	0
Q.Demps	6	3	9	0	0	0	0	0
W.Mercilus	5	2	7	0	0	0	0	0
M.Alexander	4	1	5	0	0	0	0	0
B.McCain	5	0	5	0	0	0	0	0
D.Posey	2	3	5	0	0	0	0	0
R.Carmichael	5	0	5	0	0	0	0	0
J.Forsett	4	0	4	0	0	0	0	0
B.Ruud	4	0	4	0	0	0	0	0
T.Nolan	1	2	3	0	0	0	0	0
S.Graham	3	0	3	0	0	0	0	0
J.Casey	3	0	3	0	0	0	0	0
J.Weeks	0	2	2	0	0	0	0	0
B.Harris	2	0	2	0	0	0	0	0
D.Jones	1	1	2	0	0	0	0	0
G.Graham	1	0	1	0	0	0	0	0
D.Sharpton	1	0	1	0	0	0	0	0
E.Pleasant	1	0	1	0	0	0	0	0
T.Clutts	0	1	1	0	0	0	0	0
K.Martin	0	0	0	0	0	0	0	1
TEXANS	97	28	125	0	2	0	1	1
Opponents	67	16	83	0	0	1	1	1

2012 POSTSEASON STATISTICS (1-1)

Date	W/L	Score	Opponent	Attendance
1/5/13	W	19-13	Cincinnati (WC)	71,738
1/13/13	L	41-28	at New England (Div)	68,756

TEAM STATISTICS		TEXANS	Opponents
TOTAL FIRST DOWNS		49	36
Rushing		13	13
Passing		32	20
Penalty		4	3
3rd Down: Made/Att		12/32	6/22
3rd Down Pct.		37.5%	27.3%
4th Down: Made/Att		3/5	1/2
4th Down Pct.		60.0%	50.0%
POSSESSION AVG.		35:07	24:54
TOTAL NET YARDS		845	655
Avg. Per Game		422.5	327.5
Total Plays		152	113
Avg. Per Play		5.6	5.8
NET YARDS RUSHING		249	202
Avg. Per Game		124.5	101.0
Total Rushes		62	40
NET YARDS PASSING		596	453
Avg. Per Game		298.0	226.5
Sacked/Yards Lost		1/9	3/18
Gross Yards		605	471
Attempts/Completions		89/63	70/39
Completion Pct.		70.8%	55.7%
Had Intercepted		2	1
PUNTS/AVERAGE		8/38.5	10/49.7
NET PUNTING AVG.		34.5	46.6
PENALTIES/YARDS		10/75	10/107
FUMBLES/BALL LOST		3/0	1/0
TOUCHDOWNS		4	6
Rushing		2	2
Passing		2	3
Returns		0	1

SCORE BY PERIODS	1	2	3	4	OT	Total
TEXANS	6	16	7	18	0	47
Opponents	7	17	17	13	0	54

SCORING	TD	Ru	Pa	Rt	PAT	FG	2PT	TP
S.Graham	0	0	0	0	3/3	6/6	0	21
A.Foster	3	2	1	0	0/0	0/0	0	18
D.Posey	1	0	1	0	0/0	0/0	0	6
A.Johnson	0	0	0	0	0/0	0/0	1	2
TEXANS	4	2	2	0	3/3	6/6	1	47
Opponents	6	2	3	1	6/6	4/4	0	54

2-Pt. Conversions: TEXANS 1/1, Opponents: 0/0
 SACKS: B.Reed 1.5, J.Watt 1.5. **TEXANS: 3.0, Opponents: 1.0**

FUMBLES/LOST: K. Martin 1/0, M. Schaub 1/0, K. Walter 1/0

TEXANS: 3/0. Opponents: 0/0

OPP. FUMBLE RECOVERIES: None

PASSING	Att	Comp	Yds	Cmp%	Yds/Att	TD	TD%	Int	Int%	Long	Sack/Lost	Rating
M.Schaub	89	63	605	70.8	6.8	2	2.2	2	2.2	28	1/9	87.5
TEXANS	89	63	605	70.8	6.8	2	2.2	2	2.2	28	1/9	87.5
Opponents	70	39	471	55.7	6.7	3	4.3	1	1.4	47	3/18	84.9

RUSHING	No.	Yds	Avg	Long	TD
A.Foster	54	230	4.3	21	2
K.Martin	1	16	16.0	16	0
M.Schaub	5	2	0.4	2	0
B.Tate	2	1	0.5	1	0
TEXANS	62	249	4.0	21	2
Opponents	40	202	5.1	29	2

Receiving	No.	Yds	Avg	Long	TD
O.Daniels	18	172	9.6	24	0
A.Foster	15	97	6.5	28	1
A.Johnson	12	157	13.1	22	0
K.Walter	6	41	6.8	12	0
G.Graham	5	42	8.4	20	0
J.Casey	4	49	12.3	20	0
D.Posey	3	47	15.7	25t	1
L.Jean	0	0	0	0	0
TEXANS	63	605	9.6	28	2
Opponents	39	471	12.1	47	3

Interceptions	No.	Yds	Avg	Long	TD
J.Joseph	1	14	14.0	14	0
TEXANS	1	14	14.0	14	0
Opponents	2	27	13.5	21t	1

PUNTING	No.	Yds	Avg	Net	TB	In	Lg	B
D.Jones	8	308	38.5	34.5	1	3	48	0
TEXANS	8	308	38.5	34.5	1	3	48	0
Opponents	10	497	49.7	46.6	0	5	64	0

PUNT RETURNS	Ret	FC	Yds	Avg	Long	TD
K.Martin	5	3	31	6.2	12	0
TEXANS	5	3	31	6.2	12	0
Opponents	4	1	12	3.0	12	0

Kickoff Returns	No.	Yds	Avg	Long	TD
D.Manning	6	263	43.8	94	0
J.Casey	1	14	14.0	14	0
TEXANS	7	277	39.6	94	0
Opponents	9	207	23.0	43	0

Field Goals	1-19	20-29	30-39	40-49	50+
S.Graham	0/0	4/4	0/0	1/1	1/1
TEXANS	0/0	4/4	0/0	1/1	1/1
Opponents	0/0	0/0	3/3	1/1	0/0

S. Graham: (48G, 27G, 22G, 24G) (27G, 55G)
 Opponents: (34G, 37G) (37G, 38G)

2012 POSTSEASON STATISTICS (1-1)

DEFENSIVE STATISTICS

TACKLES	Solo	Asst	Total	Sacks	Sk Yds	Tackles	QB	INT-	Pass Def.	Forced	Fumble
						For Loss	Hits	Yards		Fumbles	Recoveries
B.James	6	9	15	0.0	0.0	2	0	0	0	0	0
G.Quin	6	8	14	0.0	0.0	1	2	0	3	0	0
J.Joseph	8	2	10	0.0	0.0	0	0	1 (14)	2	0	0
J.Watt	6	3	9	1.5	13.5	3	3	0	2	0	0
S.Keo	3	5	8	0.0	0.0	0	0	0	0	0	0
D.Manning	4	3	7	0.0	0.0	0	0	0	0	0	0
B.Reed	4	2	6	1.5	4.5	0	2	0	0	0	0
K.Jackson	4	2	6	0.0	0.0	0	0	0	2	0	0
B.Ruud	3	3	6	0.0	0.0	0	0	0	0	0	0
E.Mitchell	2	3	5	0.0	0.0	1	0	0	0	0	0
A.Smith	3	0	3	0.0	0.0	0	3	0	0	0	0
B.Harris	3	0	3	0.0	0.0	0	0	0	1	0	0
C.Barwin	2	0	2	0.0	0.0	1	0	0	1	0	0
A.Ball	1	0	1	0.0	0.0	0	0	0	0	0	0
J.Crick	0	1	1	0.0	0.0	0	0	0	0	0	0
W.Mercilus	0	1	1	0.0	0.0	0	0	0	0	0	0
TEXANS	55	42	97	3.0	18.0	8	10	1 (14)	11	0	0
Opponents	102	37	139	1.0	9.0	6	5	2 (27)	6	1	0

MISCELLANEOUS TACKLES: C.Myers 1

SPECIAL TEAMS STATISTICS

	Solo	Asst	Total	Blocked	Blocked	Blocked	Forced	Fumble
				PAT	Punt	FG	Fumbles	Recoveries
A.Ball	4	0	4	0	0	0	0	0
D.Posey	2	0	2	0	0	0	0	0
Q.Demps	1	1	2	0	0	0	0	0
S.Graham	2	0	2	0	0	0	0	0
W.Mercilus	1	0	1	0	0	0	0	0
E.Pleasant	0	1	1	0	0	0	0	0
B.Braman	1	0	1	0	0	0	0	0
B.Harris	1	0	1	0	0	0	0	0
TEXANS	12	2	14	0	0	0	0	0
Opponents	8	6	14	0	0	0	0	1

2013 FINAL STATISTICS (2-14)

DEFENSIVE STATISTICS

TACKLES	Solo	Asst	Total	Sacks	Sk Yds	Tackles For Loss	QB Hits	INT-Yards	Pass Def.	Forced Fumbles	Fumble Recoveries
D.Sharpton	69	58	127	0.0	0.0	2	4	0	1	1	0
J.Watt	80	37	117	10.5	70.5	22	46	0	7	4	2
E.Mitchell	33	54	87	1.5	9.5	2	3	0	0	0	0
B.Reed	48	39	87	3.0	17.0	9	6	0	0	0	0
J.Mays	41	43	84	1.0	7.0	6	4	0	3	0	0
D.Swearinger	62	21	83	0.0	0.0	3	0	1 (0)	4	1	0
B.Cushing	44	21	65	1.5	4.5	6	4	1 (18)	3	1	0
W.Mercilus	35	30	65	7.0	36.0	6	18	0	0	0	0
S.Keo	53	11	64	0.0	0.0	0	0	1 (4)	6	0	0
K.Jackson	58	4	62	0.0	0.0	1	0	0	9	0	1
J.Joseph	51	4	55	0.0	0.0	1	1	3 (64)	16	0	0
A.Smith	29	21	50	5.0	29.5	8	13	0	0	1	0
D.Manning	31	4	35	1.0	6.0	1	1	0	2	0	0
J.Crick	15	18	33	0.0	0.0	1	2	0	3	0	0
B.McCain	23	7	30	0.0	0.0	0	0	1 (0)	7	0	0
J.Tarpinian	16	13	29	0.5	3.0	2	2	0	1	0	0
E.Reed	15	6	21	0.0	0.0	0	0	0	0	0	0
T.McClain	9	12	21	0.0	0.0	0	1	0	0	0	1
B.Harris	15	5	20	0.0	0.0	0	0	0	4	0	0
E.Pleasant	13	2	15	0.0	0.0	0	0	0	2	0	0
J.Tuggle	3	1	4	0.0	0.0	0	0	0	0	0	0
T.Jamison	1	3	4	0.0	0.0	0	0	0	0	0	0
W.Jefferson	2	1	3	0.0	0.0	0	0	0	0	0	0
R.Sapp	0	1	1	0.0	0.0	0	0	0	0	0	0
TEAM	1	0	1	1.0	4.0	0	0	0	0	0	0
TEXANS	747	416	1,163	32.0	187.0	70	105	7 (86)	72	8	4
Opponents	725	213	948	42.0	370.0	81	110	22 (357)	98	17	9

MISCELLANEOUS TACKLES: A.Johnson 6, D.Hopkins 3, D.Brown 2, B.Tate 2, G.Jones 2, W.Smith 2, B.Brooks 1, O.Daniels 1, R.Griffin 1, D.Newton 1, T.Yates 1

MISCELLANEOUS FUMBLE RECOVERIES: B.Brooks 2, D.Brown 1, G.Graham 1, A.Johnson 1, B.Jones 1, G.Jones 1, B.Tate 1, T.Yates 1

SPECIAL TEAMS STATISTICS

TACKLES	Solo	Asst	Total	Blocked PAT	Blocked Punt	Blocked FG	Forced Fumbles	Fumble Recoveries
J.Tuggle	10	1	11	0	0	0	1	0
E.Pleasant	8	0	8	0	0	0	0	0
B.Braman	8	0	8	0	0	0	0	0
E.Mack	8	0	8	0	0	0	0	0
J.Weeks	2	4	6	0	0	0	0	0
J.Victorian	4	1	5	0	0	0	0	0
D.Swearinger	4	0	4	0	0	0	0	0
B.McCain	4	0	4	0	0	0	0	0
R.Griffin	3	1	4	0	0	0	0	0
S.Keo	3	0	3	0	0	0	0	0
B.Harris	3	0	3	0	0	0	0	0
M.Mohamed	3	0	3	0	0	0	0	0
A.Bouye	2	0	2	0	0	0	0	0
S.Lechler	2	0	2	0	0	0	0	0
G.Jones	2	0	2	0	0	0	0	0
J.Tarpinian	1	1	2	0	0	0	0	0
J.Grimes	1	0	1	0	0	0	0	0
J.Starling	1	0	1	0	0	0	0	0
D.Karim	1	0	1	0	0	0	0	0
D.Smith	1	0	1	0	0	0	0	0
L.Jean	1	0	1	0	0	0	0	0
J.Mays	1	0	1	0	0	0	0	0
T.Gooden	1	0	1	0	0	0	0	0
R.Bullock	1	0	1	0	0	0	0	0
J.Watt	0	0	0	0	0	2	0	0
TEXANS	75	8	83	0	0	2	1	0
Opponents	89	16	105	0	0	1	2	4

2014 FINAL STATISTICS (9-7)

DEFENSIVE STATISTICS

TACKLES	Solo	Asst	Total	Sk	Sk Yds	TFL	QBH	Int (Yd)	PD	FF	FR
K.Lewis	52	32	84	0.0	0.0	4	1	2 (32)	6	3	1
J.Watt	59	19	78	20.5	140.0	29	50	1 (80)	10	4	5
J.Joseph	70	5	75	0.0	0.0	1	0	2 (85)	11	2	2
D.Swearinger	52	22	74	1.0	8.0	3	3	2 (31)	6	3	1
B.Cushing	41	31	72	1.0	8.0	1	9	0	2	1	0
M.Mohamed	31	27	58	0.0	0.0	2	1	1 (0)	6	0	0
K.Jackson	48	9	57	0.0	0.0	4	1	3 (97)	9	0	0
J.Crick	29	27	56	3.5	20.0	6	11	0	6	0	0
A.Bouye	47	7	54	0.0	0.0	1	0	3 (120)	10	1	1
W.Mercilus	31	19	50	5.0	30.0	9	11	0	0	2	0
B.Reed	25	16	41	3.0	19.0	5	10	1 (5)	4	0	0
D.Manning	25	12	37	0.0	0.0	1	1	0	2	0	0
J.Tuggle	19	17	36	0.0	0.0	1	1	1 (8)	2	0	1
D.Morris	25	5	30	0.0	0.0	1	0	1 (0)	7	0	0
A.Dent	20	7	27	1.0	7.0	2	6	0	0	0	0
R.Pickett	11	9	20	0.0	0.0	0	0	0	3	0	0
T.Jamison	12	7	19	1.5	14.0	1	3	0	0	0	1
A.Hal	15	3	18	0.0	0.0	0	0	0	4	0	0
J.Rolle	14	1	15	0.0	0.0	1	0	3 (25)	4	0	0
J.Powe	6	4	10	0.0	0.0	1	0	0	1	0	0
JPagan	5	5	10	0.0	0.0	1	0	0	0	0	0
J.Simon	4	5	9	1.5	5.0	2	6	0	1	0	0
J.Clowney	5	2	7	0.0	0.0	3	0	0	0	0	0
E.Mack	4	0	4	0.0	0.0	0	0	0	0	0	0
R.Sapp	2	0	2	0.0	0.0	0	0	0	0	0	0
J.Tarpinian	1	1	2	0.0	0.0	0	0	0	0	0	0
E.Pleasant	1	0	1	0.0	0.0	0	0	0	1	0	0
TEAM	1	0	1	0.0	0.0	0	0	0	0	0	0
J.Ankrah	1	0	1	0.0	0.0	0	0	0	0	0	0
TEXANS	656	292	948	38.0	251.0	79	114	20 (483)	95	16	12
Opponents	691	306	997	26.0	108.0	75	80	13 (120)	69	11	9

MISCELLANEOUS TACKLES: A.Johnson 4, B.Jones 3, D.Johnson 2, C.Fiedorowicz 1, A.Foster 1, G.Graham 1, R.Griffin 1, D.Hopkins 1, K.Martin 1, C.Myers 1

MISCELLANEOUS FUMBLE RECOVERIES: R.Fitzpatrick 4, D.Hopkins 2, A.Blue 1, T.Savage 1

IMPACT STATISTICS

SACKS		
Player	Sacks	Yards
J.Watt	20.5	140.0
W.Mercilus	5.0	30.0
J.Crick	3.5	20.0
B.Reed	3.0	19.0
J.Simon	1.5	5.0
T.Jamison	1.5	14.0
D.Swearinger	1.0	8.0
A.Dent	1.0	7.0
B.Cushing	1.0	8.0
Totals	38.0	251.0

INTERCEPTIONS

Player	Int	Yards	Long
A.Bouye	3	120	51t
K.Jackson	3	97	65
J.Rolle	3	25	13
J.Joseph	2	85	60t
K.Lewis	2	32	27t
D.Swearinger	2	31	25
J.Watt	1	80	80t
J.Tuggle	1	8	8
B.Reed	1	5	5
M.Mohamed	1	0	0
D.Morris	1	0	0
Totals	20	483	80t

FUMBLES FORCED AND RECOVERED

Player	FF	FR
J.Watt	4	5
J.Joseph	2	2
K.Lewis	3	1
D.Swearinger	3	1
A.Bouye	1	1
T.Jamison	0	1
J.Tuggle	0	1
W.Mercilus	2	0
B.Cushing	1	0
Totals	16	12

SPECIAL TEAMS STATISTICS

TACKLES	Solo	Asst	Total	Blocked			FF	FR
				PAT	Punt	FG		
J.Tarpinian	7	5	12	0	0	0	1	0
A.Dent	5	6	11	0	0	0	0	0
M.Mohamed	8	1	9	0	0	0	0	0
D.Manning	7	2	9	0	0	0	0	1
J.Grimes	5	1	6	0	0	0	0	0
A.Bouye	5	0	5	0	0	0	0	0
E.Pleasant	4	1	5	0	0	0	0	0
A.Blue	3	1	4	0	1	0	0	1
J.Rolle	3	1	4	0	0	0	0	0
J.Simon	3	0	3	0	0	0	0	0
A.Hal	3	0	3	0	0	0	0	0
J.Prosch	1	2	3	0	0	0	0	0
J.Tuggle	2	1	3	0	0	0	0	0
E.Mack	2	0	2	0	0	0	0	0
J.Weeks	2	0	2	0	0	0	0	0
A.Denham	2	0	2	0	0	0	0	0
D.Morris	1	0	1	0	0	0	0	0
M.Bullough	1	0	1	0	0	0	0	0
Z.Diles	1	0	1	0	0	0	0	0
R.Griffin	1	0	1	0	0	0	0	0
R.Bullock	1	0	1	0	0	0	0	0
R.Sapp	0	1	1	0	0	0	0	0
D.Johnson	0	0	0	0	0	0	0	1
J.Watt	0	0	0	1	0	0	0	0
TEXANS	67	22	89	1	1	0	1	3
Opponents	50	19	69	0	1	2	0	0

QUARTERBACK HITS

Player	QBH
J.Watt	50
W.Mercilus	11
J.Crick	11
B.Reed	10
B.Cushing	9
J.Simon	6
A.Dent	6
D.Swearinger	3
T.Jamison	3
K.Lewis	1
K.Jackson	1
M.Mohamed	1
J.Tuggle	1
D.Manning	1
Totals	114

PASSES DEFENSED

Player	PD
J.Joseph	11
J.Watt	10
A.Bouye	10
K.Jackson	9
D.Morris	7
M.Mohamed	6
K.Lewis	6
D.Swearinger	6
J.Crick	6
B.Reed	4
J.Rolle	4
A.Hal	4
R.Pickett	3
D.Manning	2
B.Cushing	2
J.Tuggle	2
J.Simon	1
E.Pleasant	1
J.Powe	1
Totals	95

TACKLES FOR LOSS

Player	TFL
J.Watt	29
W.Mercilus	9
J.Crick	6
B.Reed	5
K.Lewis	4
K.Jackson	4
D.Swearinger	3
J.Clowney	3
M.Mohamed	2
A.Dent	2
J.Simon	2
B.Cushing	1
J.Joseph	1
A.Bouye	1
J.Tuggle	1
D.Manning	1
J.Pagan	1
D.Morris	1
T.Jamison	1
J.Powe	1
J.Rolle	1
Totals	79



nr^g stadium

WE ARE TEXANS

WE ARE TEXANS

TEXANS
KICKOFF

NRG STADIUM



The Texans have sold out 143 consecutive games at NRG Stadium. The world's second-largest indoor HD video boards were installed in 2013 at NRG Stadium. In addition to hosting Super Bowl LI in 2017, the stadium has played host to the Texas Bowl since 2006, the 2007 East-West Shrine Game, the 2011 & 2016 NCAA Men's Final Four, Super Bowl XXXVIII, Wrestlemania XXV, the 2016 Copa America Centenario Tournament and Rodeo Houston among other large-scale events.

The city of Houston has always been on the cutting edge of stadium development. Houston first introduced the Astrodome, which opened in 1965 as the world's first domed stadium. The trend continued in 2002 with the debut of NRG Stadium.

The first NFL stadium with a retractable roof, NRG Stadium (formerly known as Reliant Stadium) opened for business on Aug. 24, 2002, as the Texans hosted the Miami Dolphins in a preseason game. Houston's regular-season debut against the Dallas Cowboys on Sept. 8 was nationally televised on ESPN. The Texans stunned the Cowboys 19-10 before a raucous crowd, unveiling a gameday atmosphere that would become a staple throughout the Texans' inaugural campaign.

In 2013, the world's second-largest indoor high-definition video boards were installed at the north and south ends of the stadium. The Mitsubishi Electric Diamond Vision System boards are 14,549 square feet apiece and have a display resolution of 1,000 x 5,280 pixels in HD 1080i format.

Counting preseason games, the Texans have played to 143 consecutive sellouts. They set a team record in 2015 with 574,159 fans during the regular season, an average of 71,769 per game. The Texans' largest crowd through 14 seasons was 71,908 for their Sunday Night Football matchup with the New England Patriots on Dec. 13, 2015, the largest non-Super Bowl football crowd in the city's history.

Speaking of the Super Bowl, the world's biggest sports spectacle will take place in NRG Stadium for a second time in February 2017. The city of Houston was awarded Super Bowl LI following a vote by NFL owners in May 2013. The Super Bowl returned to Houston for the first time in 30 years in 2004 as NRG Stadium hosted a memorable Super Bowl XXXVIII between the New England Patriots and Carolina Panthers. The Patriots won 32-29 on Adam Vinatieri's 41-yard field goal with four seconds remaining before a crowd of 71,525. The event also featured elaborate pregame and halftime shows featuring the likes of Aerosmith, Beyoncé, Kid Rock, P. Diddy, Nelly, Toby Keith and Willie Nelson.

NRG Stadium has hosted numerous college football games, including the Texas Bowl since 2006, three Houston Bowls, the 2002 and 2005 Big 12 Championship Games, the 2007 East-West Shrine Game, the Bayou Bucket (Rice vs. Houston) and the third annual AdvoCare Texas Kickoff featuring Texas A&M and Arizona State in 2015. NRG Stadium housed the NCAA Men's Basketball Tournament Sweet 16 in 2008 and 2010 and hosted the Final Four in 2011 and 2016.

NRG Stadium has also become one of the nation's leading soccer venues. The U.S. Men's National Soccer Team hosted Mexico in May 2003 in the two teams' first match since their 2002 World Cup meeting. In 2005, NRG Stadium hosted the championship matches of the Mexican League's InterLiga qualification competition. The stadium hosted another U.S. vs. Mexico match, a Mexico vs. Belize World Cup qualifier (2008) and hosted matches in the CONCACAF Gold Cup (2005, 2007 and 2009), as well as the Gold Cup semifinals (2011) and MLS All-Star Game (2010) featuring Manchester United. In July 2015, NRG Stadium hosted Mexico vs. Honduras as part of the 2015 Mexican National Team U.S. Tour. This summer, NRG hosted three matches in the 2016 Copa America Centenario Tournament.

The Houston Livestock Show and Rodeo continued to play to a packed house in 2016, boasting such acts as The Band Perry, Jason Aldean, Jason Derulo, Miranda Lambert, Pitbull, Darius Rucker, Keith Urban and Kid Rock. NRG Stadium has also played host to concerts by Beyoncé, U2, The Rolling Stones, Metallica, One Direction, Ariana Grande, George Strait and Kenny Chesney, and premier events including WrestleMania XXV, Disney on Ice, the Ringling Bros. and Barnum & Bailey Circus.

Ground broke on NRG Stadium on March 9, 2000. The stadium, covering 1.9 million square feet, features 44,000 seats on the sideline. There are 8,400 club seats and 195 suites, along with 10 party suites on the 300 level.

With the innovation of the retractable roof, Houston returned to outdoor NFL action in 2002 for the first time since Super Bowl VIII at Rice Stadium in 1974. The roof is made of translucent, Teflon-coated fiberglass fabric and takes 10 minutes to open and close. When it opens,

the roof splits at the 50-yard line and docks in the end zones.

NRG Stadium features an open view of the playing field from the main concourse and on the club level. The main concourse is 40 feet wide, which makes it one of the largest in the NFL. Each concession stand has multiple televisions that enable Texans fans to stay on top of the action.

The Texans' front office is located on the south end of the stadium, enabling the club's day-to-day operations to be under one roof. Players report to the stadium to take part in film sessions, practice, treatment and training. The 10,000-square-foot weight room is among the largest in the league. The players can also take advantage of a three-lane lap pool.

Texans Head Coach Bill O'Brien conducts his postgame press conferences in the team's media auditorium on the ground level. The stadium's press box is located on the eighth level of the stadium's west side, flanking Kirby Drive.

Across the street, the Houston Methodist Training Center features three outdoor grass practice fields. One field is lit for night sessions during training camp. The Houston Methodist Training Center also features an indoor practice field outfitted with FieldTurf. The air-supported structure offers the team a seamless transition from outdoor to indoor practice in case of inclement weather. The state-of-the-art facility also doubles as the team's training camp headquarters.

VIDEO BOARD QUICK FACTS

- When they were installed in 2013, they were the largest in-stadium HD video displays in the world and the widest display in professional sports.
- Image area is 52.49' (H) x 277.17' (W), totaling 14,549 square feet of display surface compared to 2,592 square feet of display surface on the old, standard definition boards that were used from 2002-12. That is a 561 percent increase in area.
- Display resolution of 1,000 x 5,280 pixels in HD 1080i format with 4.4 trillion colors and 960 Hz refresh rate for jitter-free HD images.
- Manufactured by Mitsubishi Electric's Diamond Vision Systems Division (Cowboy Stadium; Yankee Stadium; Lambeau Field; Fenway Park; Century Link Field).
- Second-largest end zone video display in the NFL.
- Wider than the wing span of a 747 plane and equal to roughly 3,050 40" LCD displays.

VIDEO BOARD FEATURES

- Texans fans experienced High Definition video images in 2013 for the first time in NRG Stadium thanks to the video displays. The old video boards displayed standard definition images.
- Replays are further enhanced thanks to an additional slow-motion instant replay machine from EVS that captures four additional camera angles and the capability of network television replay footage to be shown.
- The 277-foot wide displays are the second-largest in the NFL or MLB. The portion of the displays that show game action are larger than all but four video boards in the NFL at 115 feet wide and 52.5 feet tall.
- A digital clock and down & distance have replaced the matrix displays that served the same purpose.
- In-game statistics are presented on the videoboard displays, as are out-of-town scores and fantasy football updates.
- All of the space on the displays is digital and can be changed out with graphics to enhance fan experience.

2016 COMPOSITE NFL SCHEDULE

ALL TIMES CENTRAL

GAME **Time** **TV**

WEEK 1

Thursday, September 8, 2016
Carolina at Denver 7:30p NBC

Sunday, September 11, 2016

Tampa Bay at Atlanta Noon FOX
Buffalo at Baltimore Noon CBS
Chicago at Houston Noon FOX
Green Bay at Jacksonville Noon FOX
San Diego at Kansas City Noon CBS
Oakland at New Orleans Noon FOX
Cincinnati at N.Y. Jets Noon CBS
Cleveland at Philadelphia Noon CBS
Minnesota at Tennessee Noon FOX
Miami at Seattle 3:05p CBS
N.Y. Giants at Dallas 3:25p FOX
Detroit at Indianapolis 3:25p FOX
New England at Arizona 7:30p NBC

Monday, September 12, 2016

Pittsburgh at Washington 6:10p ESPN
Los Angeles at San Francisco 9:20p ESPN

WEEK 2

Thursday, September 15, 2016
N.Y. Jets at Buffalo 7:25p CBS/NFLN/Twitter

Sunday, September 18, 2016

San Francisco at Carolina Noon FOX
Baltimore at Cleveland Noon CBS
Tennessee at Detroit Noon CBS
Kansas City at Houston Noon CBS
Miami at New England Noon CBS
New Orleans at N.Y. Giants Noon FOX
Cincinnati at Pittsburgh Noon CBS
Dallas at Washington Noon FOX
Tampa Bay at Arizona 3:05p FOX
Seattle at Los Angeles 3:05p FOX
Indianapolis at Denver 3:25p CBS
Atlanta at Oakland 3:25p CBS
Jacksonville at San Diego 3:25p CBS
Green Bay at Minnesota 7:30p NBC

Monday, September 19, 2016

Philadelphia at Chicago 7:30p ESPN

WEEK 3

Thursday, September 22, 2016
Houston at New England 7:25p CBS/NFLN/Twitter

Sunday, September 25, 2016

Arizona at Buffalo Noon FOX
Minnesota at Carolina Noon FOX
Denver at Cincinnati Noon CBS
Detroit at Green Bay Noon FOX
Baltimore at Jacksonville Noon CBS
Cleveland at Miami Noon CBS
Washington at N.Y. Giants Noon FOX
Oakland at Tennessee Noon CBS
San Francisco at Seattle 3:05p FOX
Los Angeles at Tampa Bay 3:05p FOX
San Diego at Indianapolis 3:25p CBS
N.Y. Jets at Kansas City 3:25p CBS
Pittsburgh at Philadelphia 3:25p CBS
Chicago at Dallas 7:30p NBC

Monday, September 26, 2016

Atlanta at New Orleans 7:30p ESPN

WEEK 4

Thursday, September 29, 2016
Miami at Cincinnati 7:25p NFLN

Sunday, October 2, 2016

Indianapolis at Jacksonville (London) 8:30a CBS
Carolina at Atlanta Noon FOX
Oakland at Baltimore Noon CBS
Detroit at Chicago Noon FOX
Tennessee at Houston Noon CBS
Buffalo at New England Noon CBS
Seattle at N.Y. Jets Noon FOX
Cleveland at Washington Noon CBS
Denver at Tampa Bay 3:05p CBS
Los Angeles at Arizona 3:25p FOX
New Orleans at San Diego 3:25p FOX
Dallas at San Francisco 3:25p FOX
Kansas City at Pittsburgh 7:30p NBC

Monday, October 3, 2016

N.Y. Giants at Minnesota 7:30p ESPN

Byes: Green Bay, Philadelphia

WEEK 5

Thursday, October 6, 2016
Arizona at San Francisco 7:25p CBS/NFLN/Twitter

Sunday, October 9, 2016

Washington at Baltimore Noon FOX
New England at Cleveland Noon CBS
Philadelphia at Detroit Noon FOX
Chicago at Indianapolis Noon FOX
Tennessee at Miami Noon CBS
Houston at Minnesota Noon CBS
N.Y. Jets at Pittsburgh Noon CBS
Atlanta at Denver 3:05p FOX
Cincinnati at Dallas 3:25p CBS
Buffalo at Los Angeles 3:25p CBS
San Diego at Oakland 3:25p CBS
N.Y. Giants at Green Bay * 7:30p NBC

Monday, October 10, 2016

Tampa Bay at Carolina 7:30p ESPN

Byes: Jacksonville, Kansas City, New Orleans, Seattle

WEEK 6

Thursday, October 13, 2016
Denver at San Diego 7:25p CBS/NFLN/Twitter

Sunday, October 16, 2016

San Francisco at Buffalo Noon FOX
Jacksonville at Chicago Noon CBS
Los Angeles at Detroit Noon FOX
Pittsburgh at Miami Noon CBS
Cincinnati at New England Noon CBS
Carolina at New Orleans Noon FOX
Baltimore at N.Y. Giants Noon CBS
Cleveland at Tennessee Noon CBS
Philadelphia at Washington Noon FOX
Kansas City at Oakland 3:05p CBS
Dallas at Green Bay 3:25p FOX
Atlanta at Seattle 3:25p FOX
Indianapolis at Houston * 7:30p NBC

Monday, October 17, 2016

N.Y. Jets at Arizona 7:30p ESPN

Byes: Minnesota, Tampa Bay

WEEK 7

Thursday, October 20, 2016
Chicago at Green Bay 7:25p CBS/NFLN/Twitter

Sunday, October 23, 2016

N.Y. Giants at Los Angeles (London) 8:30a NFLN
Cleveland at Cincinnati Noon CBS
Washington at Detroit Noon FOX
Oakland at Jacksonville Noon CBS
New Orleans at Kansas City Noon FOX
Buffalo at Miami Noon CBS
Baltimore at N.Y. Jets Noon CBS
Minnesota at Philadelphia Noon FOX
Indianapolis at Tennessee Noon CBS
San Diego at Atlanta 3:05p FOX
Tampa Bay at San Francisco 3:05p FOX
New England at Pittsburgh 3:25p CBS
Seattle at Arizona * 7:30p NBC

Monday, October 24, 2016

Houston at Denver 7:30p ESPN

Byes: Carolina, Dallas

WEEK 8

Thursday, October 27, 2016
Jacksonville at Tennessee 7:25p NFLN

Sunday, October 30, 2016

Washington at Cincinnati (London) 8:30a FOX
Green Bay at Atlanta Noon FOX
New England at Buffalo Noon CBS
N.Y. Jets at Cleveland Noon CBS
Detroit at Houston Noon FOX
Kansas City at Indianapolis Noon CBS
Seattle at New Orleans Noon FOX
Oakland at Tampa Bay Noon CBS
San Diego at Denver 3:05p CBS
Arizona at Carolina 3:25p FOX
Philadelphia at Dallas * 7:30p NBC

Monday, October 31, 2016

Minnesota at Chicago 7:30p ESPN

Byes: Baltimore, Los Angeles, Miami, N.Y. Giants, Pittsburgh, San Francisco

WEEK 9

Thursday, November 3, 2016
Atlanta at Tampa Bay 7:25p NFLN

Sunday, November 6, 2016

Pittsburgh at Baltimore Noon CBS
Dallas at Cleveland Noon FOX
Jacksonville at Kansas City Noon CBS
N.Y. Jets at Miami Noon CBS
Detroit at Minnesota Noon FOX
Philadelphia at N.Y. Giants Noon FOX
Carolina at Los Angeles 3:05p FOX
New Orleans at San Francisco 3:05p FOX
Indianapolis at Green Bay 3:25p CBS
Tennessee at San Diego 3:25p CBS
Denver at Oakland * 7:30p NBC

Monday, November 7, 2016

Buffalo at Seattle 7:30p ESPN

Byes: Arizona, Chicago, Cincinnati, Houston, New England, Washington

2016 COMPOSITE NFL SCHEDULE

WEEK 10

Thursday, November 10, 2016

Cleveland at Baltimore 7:25p NFLN

Sunday, November 13, 2016

Kansas City at Carolina Noon CBS
Houston at Jacksonville Noon CBS
 Denver at New Orleans Noon CBS
 Los Angeles at N.Y. Jets Noon FOX
 Atlanta at Philadelphia Noon FOX
 Chicago at Tampa Bay Noon FOX
 Green Bay at Tennessee Noon FOX
 Minnesota at Washington Noon FOX
 Miami at San Diego 3:05p CBS
 San Francisco at Arizona 3:25p FOX
 Dallas at Pittsburgh 3:25p FOX
 Seattle at New England * 7:30p NBC

Monday, November 14, 2016

Cincinnati at N.Y. Giants 7:30p ESPN

Byes: Buffalo, Detroit, Indianapolis, Oakland

WEEK 11

Thursday, November 17, 2016

New Orleans at Carolina 7:25p CBS/NFLN/Twitter

Sunday, November 20, 2016

Buffalo at Cincinnati Noon FOX
 Pittsburgh at Cleveland Noon CBS
 Baltimore at Dallas Noon CBS
 Jacksonville at Detroit Noon CBS
 Tennessee at Indianapolis Noon CBS
 Tampa Bay at Kansas City Noon FOX
 Arizona at Minnesota Noon FOX
 Chicago at N.Y. Giants Noon FOX
 Miami at Los Angeles 3:05p FOX
 New England at San Francisco 3:25p CBS
 Philadelphia at Seattle 3:25p CBS
 Green Bay at Washington * 7:30p NBC

Monday, November 21, 2016

Houston at Oakland (Mexico City) 7:30p ESPN

Byes: Atlanta, Denver, N.Y. Jets, San Diego

WEEK 12

Thursday, November 24, 2016

Minnesota at Detroit 12:30p CBS
 Washington at Dallas 3:30p FOX
 Pittsburgh at Indianapolis 7:30p NBC

Sunday, November 27, 2016

Arizona at Atlanta Noon FOX
 Cincinnati at Baltimore Noon CBS
 Jacksonville at Buffalo Noon CBS
 Tennessee at Chicago Noon CBS
 N.Y. Giants at Cleveland Noon FOX
San Diego at Houston Noon CBS
 San Francisco at Miami Noon FOX
 Los Angeles at New Orleans Noon FOX
 Seattle at Tampa Bay 3:05p FOX
 Kansas City at Denver 3:25p CBS
 Carolina at Oakland 3:25p CBS
 New England at N.Y. Jets * 7:30p NBC

Monday, November 28, 2016

Green Bay at Philadelphia 7:30p ESPN

WEEK 13

Thursday, December 1, 2016

Dallas at Minnesota 7:25p CBS/NFLN/Twitter

Sunday, December 4, 2016

Kansas City at Atlanta Noon CBS
 Miami at Baltimore Noon CBS
 San Francisco at Chicago Noon FOX
 Philadelphia at Cincinnati Noon FOX
Houston at Green Bay Noon CBS
 Denver at Jacksonville Noon CBS
 Los Angeles at New England Noon FOX
 Detroit at New Orleans Noon FOX
 Buffalo at Oakland 3:05p CBS
 Washington at Arizona 3:25p FOX
 N.Y. Giants at Pittsburgh 3:25p FOX
 Tampa Bay at San Diego 3:25p FOX
 Carolina at Seattle * 7:30p NBC

Monday, December 05, 2016

Indianapolis at N.Y. Jets 7:30p ESPN

Byes: Cleveland, Tennessee

WEEK 14

Thursday, December 8, 2016

Oakland at Kansas City 7:25p NBC/NFLN/Twitter

Sunday, December 11, 2016

Pittsburgh at Buffalo Noon CBS
 San Diego at Carolina Noon FOX
 Cincinnati at Cleveland Noon CBS
 Chicago at Detroit Noon FOX
Houston at Indianapolis Noon CBS
 Minnesota at Jacksonville Noon FOX
 Arizona at Miami Noon FOX
 Washington at Philadelphia Noon FOX
 New Orleans at Tampa Bay Noon FOX
 Denver at Tennessee Noon CBS
 N.Y. Jets at San Francisco 3:05p CBS
 Seattle at Green Bay 3:25p FOX
 Atlanta at Los Angeles 3:25p FOX
 Dallas at N.Y. Giants * 7:30p NBC

Monday, December 12, 2016

Baltimore at New England 7:30p ESPN

WEEK 15

Thursday, December 15, 2016

Los Angeles at Seattle 7:25p NBC/NFLN/Twitter

Saturday, December 17, 2016

Miami at N.Y. Jets 7:25p NFLN

Sunday, December 18, 2016

Philadelphia at Baltimore Noon FOX
 Cleveland at Buffalo Noon CBS
 Green Bay at Chicago Noon FOX
 Tampa Bay at Dallas Noon FOX
Jacksonville at Houston Noon CBS
 Tennessee at Kansas City Noon CBS
 Indianapolis at Minnesota Noon CBS
 Detroit at N.Y. Giants Noon FOX
 New Orleans at Arizona 3:05p FOX
 San Francisco at Atlanta 3:05p FOX
 New England at Denver 3:25p CBS
 Oakland at San Diego 3:25p CBS
 Pittsburgh at Cincinnati * 7:30p NBC

Monday, December 19, 2016

Carolina at Washington 7:30p ESPN

WEEK 16

Thursday, December 22, 2016

N.Y. Giants at Philadelphia 7:25p NBC/NFLN/Twitter

Saturday, December 24, 2016

Miami at Buffalo Noon CBS
 Atlanta at Carolina Noon FOX
 Washington at Chicago Noon FOX
 San Diego at Cleveland Noon CBS
 Minnesota at Green Bay Noon FOX
 Tennessee at Jacksonville Noon CBS
 N.Y. Jets at New England Noon CBS
 Tampa Bay at New Orleans Noon FOX
 Indianapolis at Oakland 3:05p CBS
 San Francisco at Los Angeles 3:25p FOX
 Arizona at Seattle 3:25p FOX
Cincinnati at Houston 7:25p NFLN

Sunday, December 25, 2016

Baltimore at Pittsburgh 3:30p NFLN
 Denver at Kansas City 7:30p NBC

Monday, December 26, 2016

Detroit at Dallas 7:30p ESPN

WEEK 17

Sunday, January 1, 2017

New Orleans at Atlanta Noon FOX
 Baltimore at Cincinnati Noon CBS
 Green Bay at Detroit Noon FOX
 Jacksonville at Indianapolis Noon CBS
 New England at Miami Noon CBS
 Chicago at Minnesota Noon FOX
 Buffalo at N.Y. Jets Noon CBS
 Dallas at Philadelphia Noon FOX
 Cleveland at Pittsburgh Noon CBS
 Carolina at Tampa Bay Noon FOX
Houston at Tennessee Noon CBS
 N.Y. Giants at Washington Noon FOX
 Oakland at Denver 3:25p CBS
 Arizona at Los Angeles 3:25p FOX
 Kansas City at San Diego 3:25p CBS
 Seattle at San Francisco 3:25p FOX

* - Sunday night games in Weeks 5-15 subject to change; Week 17 game TBD

POSTSEASON

AFC and NFC Wild Card Playoffs

Saturday, January 7 and Sunday, January 8, 2017

AFC and NFC Divisional Playoffs

Saturday, January 14 and Sunday, January 15, 2017

AFC and NFC Championship Games

Sunday, January 22, 2017

Super Bowl LI

Sunday, February 5, 2017 at NRG Stadium
 FOX

TEXANS ON THE AIR



MARC VANDERMEER @TEXANSVOICE

VICE PRESIDENT, BROADCASTING & PLAY-BY-PLAY VOICE

Marc Vandermeer (@TexansVoice) has been a team fixture since it began play in 2002, calling every snap the Houston Texans have ever taken as the team's play-by-play announcer. Vandermeer officially joined the Texans as the director of radio broadcasting in June 2012 and was promoted to senior director of broadcasting in June 2013 before being named vice president of broadcasting in 2016.

In his role, Vandermeer serves as the "Voice of the Texans" and oversees the programs and content on HoustonTexans.com, Texans Radio on the flagship station KILT SportsRadio 610 AM and Texans television programming on ABC-13/KTRK and Fox Sports Southwest. Since the Texans began play, Vandermeer is the only current team employee to attend every single game in franchise history. Vandermeer was also co-host of the morning drive show for SportsRadio 610 until May 2012.

Vandermeer came to the Texans following a successful three-year run as the play-by-play voice for the Miami Hurricanes on 560 WQAM. He called the action for the Miami Hurricanes' football and baseball national championship teams in 2001, hosted the athletic program's weekly show, Hurricane Hotline, and filled in on the WQAM Morning Show.

From 1995-99, Vandermeer was the play-by-play voice for the UMass Minutemen and served as the UMass Radio Network Director for WHMP AM/FM. He was promoted to station manager his final year with WHMP.

Vandermeer has called NCAA Basketball Tournament games for Westwood One Radio and was the play-by-play voice for Central Michigan University from 1992-95. He also serves on the Junior Achievement Board of Directors.

The Boston University alumnus and his wife, Corinne, have two sons, 10-year old Luke, and Liam, who was born in January of 2013.



DREW DOUGHERTY @DOUGHERTYDREW

TEXANS TV HOST, SENIOR INTEGRATED MEDIA MANAGER

Drew Dougherty (@DoughertyDrew) is the host of Texans TV and the team's senior integrated media manager. Dougherty is the on-air talent for video on the team's website and can be heard and seen on all team-related shows. The 2016 season will be his eighth with the team.

On Saturday evenings at 6:30 p.m. in the fall, Dougherty hosts 'Texans Extra Points', which can be seen locally on ABC-13/KTRK. In the offseason at 11 p.m. on the same channel, he is the host of 'Texans 360'. Additionally, he is the co-host of the 'Texans Huddle' 30-minute show on Fox Sports Southwest.

He also interviews players and coaches on Texans TV on the team's website. Gamedays at NRG Stadium are busy, as he is on the video-boards hosting the pre- and postgame shows, as well as all in-game score updates and community features. Home and away, he can be seen live on Fox Sports Southwest's 'Texans Countdown to Kickoff' pregame shows. On a weekly basis, he answers fan questions in his offbeat web segment, which is called "Dear Drew".

In addition to his duties in front of the camera in English, Dougherty also hosts a weekly segment in Spanish called "Puntos Extra" with "La voz de los Texans" Enrique Vasquez.

From 2005 to 2009, Dougherty was the sports director at FOX34 and Telemundo46 in Lubbock. He was one of just a handful of journalists nationwide who broadcasted in both English and Spanish on a daily basis. He also hosted a few weekly coaches shows for the Texas Tech football, baseball and women's basketball teams, including Red Raider Sports with Mike Leach. Dougherty handled the TV play-by-play duties when the Lady Raiders and the baseball team were on the air, and he also was the play-by-play voice for the Tech Red vs. Black spring football games, as well as the ASCO West Texas High School Football All-Star games each June.

Dougherty's start in television began at Texas Cable News in Dallas. During his four years at TXCN, he produced Ford Sports Talk and Cadillac's Texas Legends in Sports. The latter show featured in-depth profiles of Bum Phillips, Darrell Royal, Ty Murray, Mary Lou Retton, Nolan Ryan and Don Meredith, to name a few. He also filled in as an anchor for the nightly, half-hour long Chevy SportsDay as well as the weekend sportscasts.

He triple-majored in Spanish, Latin American studies and print journalism at Southern Methodist University and also wrote for The Daily Campus and the Park Cities People during his time in college.

Dougherty grew up in Houston rooting for the Oilers, Astros and Rockets, and graduated from Strake Jesuit College Preparatory. Drew and his wife Vita are the proud parents of Marie, Robert and Oliver. The family lives in Spring Branch with their dogs, Angel and Randy.



DEEPI SIDHU @DEEPSLANT

INTEGRATED MEDIA MANAGER & TEXANS INSIDER

As the Texans Insider, Deepi Sidhu (@DeepSlant) is a co-host on Texans Radio, Texans TV, and daily contributor to HoustonTexans.com.

Sidhu, a co-host and associate producer on 'Texans Late Night,' will co-host the newest addition to the Texans TV lineup. 'Texans Buzz' premieres on Saturday nights this fall on ABC-13/KTRK following the late local news. With a background in radio, Sidhu also assists on the programming and production side for all of the offseason and in-season Texans radio shows, which air on SportsRadio 610.

Prior to joining the Texans organization, Sidhu worked for the flagship station, SportsRadio 610. She wrote for CBS Houston and SportsRadio 610 websites, covering local professional and college sports. From the age of 15, Sidhu has been involved in radio broadcasting. She also had a weekly radio show on KPFT Houston, GenerAsian Radio, which she co-hosted and produced for 11 years. Sidhu has also been a freelance writer for multiple outlets including CNN.com, and CNN's Headline News site, HLN.com.

Sidhu graduated from Purdue University with a bachelor's in electrical engineering and then attained her Master of Business Administration from the University of Houston in 2002.

Born and raised in Indianapolis, Sidhu has resided in Houston for the past 20 years. She and her husband, Sham, live in Bellaire and have three sons ages 12, 9, and 6.



JOHN HARRIS @JHARRISFOOTBALL

INTEGRATED MEDIA MANAGER

John Harris (@jharrisfootball) joined the organization as a football analyst and sideline reporter in April 2014 and was hired full-time in April 2015. In addition to his sideline duties on game day, he writes articles for HoustonTexans.com and contributes to Texans Radio and Texans TV on a regular basis.

Harris has spent his time around the game as a coach's son, player, coach, writer, radio host, television guest and all-around football historian. He provides a perspective not many can - a thorough understanding of X's and O's with the ability to communicate that love and understanding to readers and listeners.

After graduating as valedictorian and three-sport star at Lamar Consolidated High School in Rosenberg, Texas, Harris played four years at Brown University, earning the 1993 Eugene C. Swift Award for determination, hard work and courage. He earned two varsity letters in his time at Brown and played on the same defense as Texans Head Coach Bill O'Brien. Harris also added a master's degree in accounting from the University of Virginia in 2002.

In 1994, Harris started his coaching career at the Episcopal School of Jacksonville (Fla.). In 1998, at the age of 26, Harris took over as the head coach of the school's varsity program. In three short years, he led them to the FHSAA playoffs for the first time in the 35-year history of the school. As such, he was voted District 6 Coach of the Year in 2000 after the team finished with the school's best record in 11 years.

While coaching, Harris also started his radio career as a college football expert on SportsRadio 610 in Houston. He provided analysis for the morning show for three years and eventually did so on the "John and Lance Morning Show" starting in 2002. He was a fixture on Thursday mornings for the next five years, discussing college football and the NFL Draft. Over the past 18 years, Harris has done numerous guest radio appearances throughout the country, from Portland, Ore. to Miami, Fla., not to mention guest spots on local and national television as well.

In 2007, Harris returned to Houston to start his full-time radio career, co-hosting the Sean and John show on 1560 The Game. He then transitioned to national radio, hosting the Overnight Takeover for the next three years. As a writer, his work has been featured on the front pages of YahooSports.com, FoxSports.com and collegefootballnews.com. In addition to his Texans duties, he also provides NFL draft analysis for the Washington Post and football analysis for TexAgs.com and TexAgs radio.

Harris has been a member of the Executive Leadership Team for the Paul Bear Bryant College Coach of the Year Award for the past 10 seasons.

He is married to Paige and the couple lives in Houston with their children Jack (16) and Maye (14).

TEXANS TV



Kevin Kugler
Play-By-Play



Spencer Tillman
Analyst/Host



Drew Dougherty
Preseason Sideline

ABC-13/KTRK-TV is the official television home of the Houston Texans and the flagship station of the Houston Texans Television Network. Beginning his third season as preseason TV play-by-play announcer for the Texans is Kevin Kugler. Kugler is the national voice of Westwood One's NFL Sunday Night Football broadcasts and does TV work for the Big Ten Network. Additionally, John Sadak will handle play-by-play duties for the Texans' first two preseason games in 2016. Sadak called NFL games for Westwood One last season and has done numerous college games for ESPN, FOX and CBS Sports.

Former San Francisco 49er and Houston Oiler, Spencer Tillman, is back as color commentator. On the sideline, Drew Dougherty of Texans TV and HoustonTexans.com, is in his third season with the preseason broadcast crew.

Two in-house produced programs air weekly during the season and one during the offseason on KTRK. "Texans Extra Points" is a team-produced version of the longtime KTRK program "Extra Points" and will air Saturdays at 6:30 p.m.

"Texans Buzz" will air Saturdays at 11 p.m. and features, among many guests, 'Voice of the Texans' Marc Vandermeer and Deepi Sidhu of HoustonTexans.com.

ABC-13's Eyewitness News Sports Director Greg Bailey will continue to host "Houston Texans: Inside the Game" Sundays at 10:35 p.m. with Spencer Tillman. The show features interviews with Texans players, one-on-one interviews with Texans Head Coach Bill O'Brien and a recap of each Texans game.

"Texans Game Day" airs each Sunday morning at 8:30 a.m. on KPRC Local 2 with Sports Director Randy McIlvoy and a conversation with Head Coach Bill O'Brien.

FOX SPORTS SOUTHWEST



Drew Dougherty, along with Marc Vandermeer, is the host of five Texans shows on Fox Sports Southwest. Texans Huddle airs Thursdays at 6 p.m. and Talking Texans airs Fridays at 6 p.m. The cable network is also home to the Texans TV pregame show "Texans Countdown Live" from 10-11 a.m., and postgame show "Texans Wrap Live" on Sundays. Weekly shows on Fox Sports Southwest also include "Texans Weekly" Fridays at 6 p.m. and the Bill O'Brien Press Conference on Mondays.

Fox Sports Southwest is a regional cable sports network that operates in all or parts of Texas, Louisiana, Oklahoma, New Mexico, and Arkansas. The network operates out of the Dallas-Fort Worth suburb of Irving and also in Houston, the operations center for all Fox Sports Net channels in the central part of the United States.

Fox Sports Southwest originally began as Home Sports Entertainment (HSE) in 1983, serving as the cable television home of professional and collegiate sports teams throughout Texas and surrounding states. In the mid-1990s, HSE became a part of the Prime Sports Networks, thus becoming Prime Sports Southwest. In 1996, the network became Fox Sports (Net) Southwest, upon News Corporation's purchase of the Prime Networks and its merger with the SportsChannel networks.

TEXANS SPANISH-LANGUAGE RADIO



ESPN Deportes Houston 1180 AM kicks off its third season as the flagship Spanish-language radio broadcaster of the Houston Texans and is the home of "The Texans Show" on Tuesdays at 6 p.m. CT during the season.

Enrique Vasquez is in his 15th season on the Texans Spanish radio broadcast and will serve as the play-by-play for the third straight season. Vasquez had served on the broadcast as color commentator since the team's inaugural season in 2002.

Vasquez began his career in sports radio and television in 1992 as a color analyst on the Houston Oilers Spanish Radio broadcast where he remained through the 1995 season. He has handled play-by-play duties for Fox Sports Americas on the network's international coverage of the NFL game of the week as well as Super Bowl XXXI and XXXII.

From 1998-2001, Vasquez served as play-by-play announcer on the Dallas Cowboys Spanish radio broadcast, on select preseason game broadcasts as well as color commentator during the 2000 and 2001 seasons. He is also a regular contributor on HoustonTexans.com in both English and Spanish.



Enrique Vasquez
Play-By-Play

TEXANS RADIO



Marc Vandermeer
Play-By-Play



Andre Ware
Analyst



John Harris
Sideline Reporter

The Houston Texans and CBS Radio Houston reached a multi-year agreement in October 2011 to ensure SportsRadio 610 and 100.3 KILT-FM remained the radio home of the Houston Texans through the 2021 NFL season and the home of Texans Radio ancillary programming. SportsRadio 610 AM and 100.3 KILT-FM have been the flagship stations of the Houston Texans since the team entered play in 2002.

Texans Radio broadcasts three-hour pregame and postgame shows on SportsRadio 610 before and after every Texans game. The Texans Radio Network broadcast team of Marc Vandermeer and Andre Ware will continue to provide play-by-play and game analysis as they have done for the past 14 years. John Harris begins his third season handling sideline reporting duties, contributing to various Texans Radio and TV shows and writing for HoustonTexans.com. Harris also contributes to TheSidelineView.com and has previously hosted national shows for Yahoo! Sports Radio.

Texans fans are guaranteed more than 15 hours of dedicated Houston Texans programming every week during football season, including in excess of five hours on Mondays as part of "Texans Monday" and a two-hour "Texans Live" show every weeknight from 6-8 p.m. on SportsRadio 610, and streaming online at TexansRadio.com and via the Texans app for a variety of mobile devices.

Texans Radio on Sports Radio 610 is the best place to find team information on the airwaves. Exclusive shows with Head Coach Bill O'Brien (Mondays) and a player (Tuesdays) have drawn record ratings. Texans Radio also broadcasts a 60-minute condensed version of every game on Tuesdays from 8-9 p.m. on SportsRadio 610 called "Texans Replay." Starting this season, "Texans All Access" will air from 6-7 p.m. on weekdays throughout the offseason and 6-8 p.m. on weekdays throughout the regular season.

Texans Radio also exclusively airs Houston Texans NFL Draft coverage, with 16 hours of live on-site coverage from NRG Stadium throughout the draft, and of Houston Texans Training Camp, with daily live broadcasts from the Houston Methodist Training Center throughout training camp.

TEXANS RADIO & PRESEASON TV AFFILIATES

City	RADIO Station	Channel	City	TELEVISION Channel	Station
Alpine, TX	1240 AM	KVLF	Houston, TX	13	KTRK (ABC)
Amarillo, TX	940 AM	KIXZ	Abilene, TX	15	KXVA (FOX)
Athens, TX	1410 AM	KLVQ	Austin, TX	24	KVUE (ABC)
Austin, TX	1300 AM	KVET	Beaumont, TX	6	KFDM (CBS)
Beaumont, TX	1450/1510 AM	KIKR/KBED	Bryan/College Station, TX	23	KAGS (NBC)
Big Spring, TX	1400 AM	KBYG	Corpus Christi, TX	10	KZTV (CBS)
Brenham, TX	1280 AM	KWHI	El Paso, TX	4	KDBC (CBS)
Bryan, TX	1150 AM	KZNE	Harlingen, TX	4	KGBT (CBS)
Carthage, TX	1590 AM	KGAS	Midland/Odessa, TX	24	KPEJ (FOX)
College Station, TX	1150 AM	KZNE	San Angelo, TX	6	KIDY (FOX)
Corpus Christi, TX	1230 AM	KSIX	San Antonio, TX	4	WOAI (NBC)
Crockett, TX	93.5 FM	KBPC	Tyler, TX	56	KETK (NBC)
Henderson, TX	1470 AM	KWRD	Victoria, TX	33	KQZY (Ind.)
Houston, TX	610 AM/100.3 FM	KILT-AM/FM	Waco, TX	6	KCEN (NBC)
Levelland, TX	1230 AM	KLVT			
Liberty, TX	99.9 FM	KSHN			
Livingston, TX	92.3 FM	KETX			
Lubbock, TX	105.3 FM	KJDL			
Lufkin, TX	1260 AM	KSML			
Killeen, TX	1400 AM	KTEM			
Marshall, TX	1450 AM/103.9 FM	KMHT			
McAllen, TX	102.1 FM	KBUC			
Midland, TX	550 AM	KCRS			
Nacogdoches, TX	1260 AM	KSML			
New Braunfels, TX	1420 AM	KGNB			
Odessa, TX	550 AM	KCRS			
Orange, TX	1600 AM	KOGT			
San Angelo, TX	1260 AM	KKSA			
San Antonio, TX	1250 AM/94.5 FM	KZDC			
San Marcos, TX	1420 AM	KGNB			
Temple, TX	1400 AM	KTEM			
Tyler, TX	1410 AM	KLVQ			
Waco, TX	101.3 FM	KLRK			



FORD F-150

LEGENDS OF TOUGH

Ford F-150's toughness and innovations are legendary. With its Military-Grade, Aluminum-Alloy body, F-150 is up to 700 lbs. lighter. Less weight of its own, to carry more of yours. That means best-in-class towing or payload.* So it's no surprise that F-150 is the Official Truck of JJ Watt and the Houston Texans.



OFFICIAL TRUCK OF JJ WATT
& THE HOUSTON TEXANS



BEST IN TEXAS
TexasFord.com

*When properly equipped. Class is Full-Size Pickups under 8,500 lbs. GVWR based on Ford segmentation.



PLAYER BIOS



ODAY ABOUSHI

GUARD | 6-5 | 308 | VIRGINIA

Hometown: Brooklyn, N.Y. | 4th NFL Season | 2nd with Texans | Age: 25
 Acquired: W-15 (NYJ) | 2015 GP/GS (Playoffs): 7/5 (0/0) | Career GP/GS (Playoffs): 22/15 (0/0)
 Teams: N.Y. Jets 2013-15; Houston 2015-16

78

TRANSACTIONS:

Selected by the New York Jets with the eighth pick in the fifth round (141st overall) of the 2013 NFL Draft...Waived by the Jets on Sept. 15, 2015...Claimed off waivers by the Houston Texans on Sept. 16, 2015.

CAREER:

- Started in a career-high 10 games in 2014 after replacing an injured Brian Winters at left guard
- As a rookie fifth-round selection in 2013, earned a place on the N.Y. Jets' 53-man roster for the entire season, but was inactive for all 16 games
- Played under current Texans Offensive Line Coach Mike Devlin with the N.Y. Jets from 2013-14

2015 (Houston 7/5, 0/0):

- Played in seven games, making five starts for the Texans after being claimed off waivers from the N.Y. Jets on Sept. 16
- Inactive in Week 2 at Carolina (9/20)
- Made his first start for the team at left guard in Week 3 vs. Tampa Bay (9/27)
- Inactive in Weeks 10-12
- Started at right guard at Buffalo (12/6)
- Inactive in Weeks 14-17
- Was active but did not play in the AFC Wild Card Game vs. Kansas City (1/9/16)

2014 (N.Y. Jets 15/10):

- Started in 10 games (Week 7 through Week 17) and helped block for the third-best rushing offense in the NFL
- Part of an offensive line that helped the offense register 494 total yards, including 104 on the ground at Miami (12/28)
- Protected QB Geno Smith who threw for a career-best 358 yards, three touchdowns and a perfect 158.3 passer rating at Miami (12/28)
- Part of an offensive line that helped the team gain 277 total rushing yards on 49 attempts (5.7 avg.) which ranks eighth-most in Jets history vs. Miami (12/1)
- Registered career-high playtime when he stepped in for injured LG Brian Winters in the third quarter and finished the game vs. Denver (10/12)
- Saw his first NFL action at guard in the second quarter at Green Bay (9/14)
- Drew his first start at left guard on Thursday Night Football at New England (10/16)

2013 (N.Y. Jets 0/0):

- Played in all four preseason games but no regular season games

COLLEGE:

- Played four seasons (2009-12) at the University of Virginia in Charlottesville, Va., where he started 37-of-43 games on the offensive line
- As a senior, named to the All-ACC first-team after starting all 12 games and averaging more than 10 knockdown blocks at left tackle
- Served as a team captain
- Started all 13 games as a junior, earning All-ACC second-team honors and leading an offensive line that limited opponents to 16.0 sacks

PERSONAL:

- As a senior at Xaverian High School in Brooklyn, N.Y., earned second-team all-state honors as an offensive lineman
- Also recorded 70 tackles and 7.0 sacks playing on defense
- The ninth of 10 children
- Honored by Secretary of State Clinton in September of 2011 with about a dozen other Muslim athletes at a reception in Washington D.C., commemorating Eid ul-Fitr
- In December of 2012, helped victims of Superstorm Sandy
- Twitter: @Oday_Aboushi75

CAREER STATISTICS

REGULAR SEASON GAMES PLAYED/STARTED (PLAYOFFS):

2013 N.Y. Jets: 0/0 (0/0)
 2014 N.Y. Jets: 15/10 (0/0)
 2015 N.Y. Jets/Houston: 7/5 (0/0)
TOTAL: 22/15 (0/0)



JEFF ADAMS

TACKLE | 6-7 | 305 | COLUMBIA

Hometown: Berwyn, Ill. | 3rd NFL Season | 3rd with Texans | Age: 26
 Acquired: W-'14 (TEN) | 2015 GP/GS (Playoffs): 2/2 (0/0) | Career GP/GS (Playoffs): 4/2 (0/0)
 Teams: Dallas 2012; Cincinnati 2012; Tennessee 2013; Houston 2014-16

70

TRANSACTIONS:

Signed by the Dallas Cowboys as a college free agent on April 30, 2012...Waived by the Cowboys on Aug. 31, 2012...Signed to the Cincinnati Bengals practice squad on Sept. 2, 2012...Released from the Bengals practice squad on Nov. 12, 2012...Signed to the Miami Dolphins practice squad on Nov. 19, 2012...Signed by the Dolphins on Jan. 2, 2013...Waived by the Dolphins on Aug. 31, 2013...Signed to the Tennessee Titans practice squad on Sept. 11, 2013...Signed by the Titans on Dec. 31, 2013...Waived by the Titans on Aug. 30, 2014...Claimed off waivers by the Houston Texans on Aug. 31, 2014...Signed a contract extension with the Texans on March 7, 2016.

CAREER:

- Spent time on the practice squad with Miami, Cincinnati and Tennessee
- Played tackle in all four of Tennessee's preseason games in 2014
- Made his first career start at left guard in the 2015 season opener vs. Kansas City (9/13)

2015 (Houston 2/2, 0/0):

- Started the first two games of the season before being placed on Injured Reserve on Sept. 26
- Made his first career start at left guard vs. Kansas City (9/13)
- Started at right tackle at Carolina (9/20)

2014 (Houston 2/0):

- Played two games on the offensive line
- Made his NFL debut vs. Baltimore (12/21) in Week 16
- Played vs. Jacksonville (12/28) in Week 17
- Inactive in Weeks 1-5 and 7-14
- Active but did not play in Weeks 6 and 15

2013 (Tennessee 0/0):

- Joined the practice squad one week into the season and spent the remainder of the season with the team

2012 (Cincinnati 0/0):

- Joined the practice squad on Sept. 2 and was released on Nov. 12

COLLEGE:

- Played four seasons (2008-11) at Columbia University in New York, N.Y.
- As a senior, named to the All-Ivy League team for the third straight year
- Played in all 10 games as a junior and was named to the All-Ivy League first-team at left tackle
- Named first-team All-Ivy League at left tackle after starting all 10 games as a sophomore center in 2008
- Was the only sophomore offensive lineman on either the first or second-team All-Ivy League
- Did not see any action as a freshman, primarily serving as a backup left tackle
- Received his degree in sociology

PERSONAL:

- All-West Suburban Conference selection in both football and basketball at Lyons Township High School in La Grange, Ill.
- Was a Class 8A Academic All-State selection
- Earned two letters in football and one in basketball

CAREER STATISTICS

REGULAR SEASON GAMES PLAYED/STARTED (PLAYOFFS):

2012 Dallas/Cincinnati/Miami: 0/0 (0/0)
 2013 Miami/Tennessee: 0/0 (0/0)
 2014 Tennessee/Houston: 2/0 (0/0)
 2015 Houston: 2/2 (0/0)
TOTAL: 4/2 (0/0)



ANTONIO ALLEN

SAFETY | 6-1 | 210 | SOUTH CAROLINA

Hometown: Ocala, Fla. | 5th NFL Season | 1st with Texans | Age: 27
 Acquired: UFA-'16 (NYJ) | 2015 GP/GS (Playoffs): 0/0 (0/0) | Career GP/GS (Playoffs): 38/18 (0/0)
 Teams: N.Y. Jets 2012-15; Houston 2016

20

TRANSACTIONS:

Selected by the New York Jets with the 35th pick in the seventh round (242nd overall) of the 2012 NFL Draft...Waived by the Jets on Sept. 1, 2012...Signed to the Jets practice squad on Sept. 2, 2012...Signed to the Jets active roster on Oct. 12, 2012...Waived by the Jets on Nov. 6, 2012...Signed to the Jets practice squad on Nov. 8, 2012...Signed to the Jets active roster on Dec. 6, 2012...Signed by the Houston Texans as an unrestricted free agent on March 16, 2016.

CAREER:

- Played in all 16 games for the first time in his career in 2013, earning nine starts at safety in his second season in the NFL
- Responsible for a number of impact plays in 2013, registering two blocked punts, two touchdowns (one on an interception return and the other after a blocked punt) in addition to 69 tackles and six passes defended
- Earned a spot on the Jets 53-man roster as a rookie in 2012 after brief stints on the practice squad. Recorded a sack and a fumble recovery on special teams while playing in seven games with one start

2015 (N.Y. Jets 0/0):

- Placed on Injured Reserve on Aug. 10 with an Achilles injury and missed the entire regular season

2014 (N.Y. Jets 15/8):

- Started the season making the shift from safety to cornerback before switching back to safety midseason
- Posted 45 tackles, a half-sack and seven passes defended on the season
- Posted 10 tackles (nine solo), the second-highest total on the team, and three passes defended, which led the team vs. Chicago (9/22)
- Made his first start at cornerback and posted six tackles (five solo) and one pass defended vs. Oakland (12/8)
- Forced a fumble of Chiefs TE Travis Kelce, which was recovered by Kansas City (11/2)

2013 (N.Y. Jets 16/9):

- Earned starting spot at safety to begin the season, starting in nine of 16 games played
- Finished seventh on the team with 69 tackles and scored two touchdowns
- Recorded his second blocked punt of the season and recovered the ball in the end zone for his second touchdown of the year vs. Oakland (12/8)
- Intercepted his first career pass, an attempt from QB Tom Brady intended for TE Rob Gronkowski, and returned it for a 23-yard touchdown vs. New England (10/20)
- Added 11 tackles and two pass breakups on the day vs. New England (10/20)
- Recorded a team-high 13 tackles, including one tackle for a loss vs. Pittsburgh (10/13)
- Registered a blocked punt on Falcons opening drive to set up a Jets field goal on the team's first drive at Atlanta (10/7)
- Recorded 1.0 of team's 8.0 sacks on the day and posted two tackles for loss vs. Buffalo (9/22)

2012 (N.Y. Jets 7/1):

- Tallied four tackles, a sack and a special teams fumble recovery in seven games
- Recovered a CB Devin McCourty fumble on a kickoff return with 2:01 left in the fourth quarter at New England (10/21)
- Started in NFL debut after spending the first five weeks on the practice squad vs. Indianapolis (10/14)
- Notched his first career sack when he took down QB Andrew Luck for a two-yard loss vs. Indianapolis (10/14)

COLLEGE:

- Played four seasons (2008-11) at the University of South Carolina in Columbia, S.C.
- Started 31-of-50 games at South Carolina, recording 198 tackles (117 solo), 3.5 sacks and 20 tackles for loss and caused six fumbles and recovered four others, including one returned

CAREER STATISTICS

REGULAR SEASON				TACKLES					SACKS		INTERCEPTIONS					FUMBLES				
Year	Team	GP	GS	Tot	Solo	Asst	QBH	TFL	Sk	Yds	Int	Yds	Lg	TD	PD	FF	FR	Yds	TD	
2012	NYJ	7	1	4	2	2	1	1	1.0	2.0	0	0	0	0	0	0	1	0	0	0
2013	NYJ	16	9	61	40	21	1	2	1.0	7.0	1	23	23	1	7	0	0	0	0	0
2014	NYJ	15	8	41	36	5	1	1	0.5	4.0	0	0	0	0	6	1	0	0	0	0
2015	NYJ	INJURED RESERVE																		
Totals		38	18	106	78	28	3	4	2.5	13.0	1	23	23	1	13	1	1	0	0	0

ADDITIONAL STATISTICS

Touchdowns (2): 23-yard interception return (T. Brady) vs. New England (10/20/13); Blocked a punt and recovered the ball in the end zone vs. Oakland (12/8/13)

Special Teams Tackles (4): 2012 - 2; 2013 - 2

Blocked Punts (2): Blocked a punt at Atlanta (10/7/13); Blocked a punt and recovered the ball in the end zone vs. Oakland (12/8/13)

CAREER GAME HIGHS

Tackles: 10 vs. CHI, 9/22/14 | **QBH:** 1, 3x – last: vs. NE, 2/21/14 | **TFL:** 2 vs. BUF, 9/22/13 | **Sacks:** 1, 2x – last: vs. BUF, 9/22/13
INT: 1 vs. NE, 10/20/13 | **PD:** 3 at NE, 10/20/13 | **FF:** 1 at KC, 11/2/14 | **FR:** 1 at NE, 10/21/12

- for a touchdown
- Deflected eight passes and gained 81 yards on four interceptions, two of which he returned for touchdowns
- In his final season in 2011, named a second-team All-American by the Associated Press
- Consensus All-Southeastern Conference second-team selection
- Started 12 games at the "spur" position
- Led Gamecocks with 88 tackles (55 solo), adding a sack and 9.5 tackles for loss
- Forced four fumbles and had three fumble recoveries, advancing one 25 yards for a touchdown
- Deflected two passes and had three interceptions for 44 yards in returns, including a score
- Led a secondary effort that saw the Gamecocks rank second in the nation in pass defense (131.69 ypg) and third in total defense (267.6)
- As a junior in 2010, started 11 games at the "spur" position, finishing second on the team with 70 tackles (38 solos)
- Collected 2.5 sacks and a career-high 10.5 tackles for loss
- Caused two fumbles and recovered another
- Deflected four passes and picked off another for a 37-yard touchdown return
- Started the team's final eight games at the "spur" position as a sophomore and notched 35 tackles and two passes defended
- His first year at South Carolina in 2008, saw time at both safety and linebacker, appearing in four games and posting five tackles
- Graduated in December 2011 with a degree in African American studies

PERSONAL:

- In 2007, attended Fork Union Military Academy in Fork Union, Va. prior to enrolling at South Carolina
- Earned first-team all-state honors as a senior at Trinity Catholic High School in Ocala, Fla. in 2006 after logging 126 tackles and four interceptions, helping the team compile a 13-1 season
- As a junior, he logged 114 tackles and two interceptions as Trinity Catholic captured the Florida Class 2B title



JEFF ALLEN

GUARD | 6-4 | 306 | ILLINOIS

Hometown: Chicago, Ill. | 5th NFL Season | 1st with Texans | Age: 26
 Acquired: UFA-'16 (KC) | 2015 GP/GS (Playoffs): 12/8 (2/2) | Career GP/GS (Playoffs): 44/36 (3/3)
 Teams: Kansas City 2012-15; Houston 2016

79

TRANSACTIONS:

Selected by the Kansas City Chiefs with the 12th pick in the second round (44th overall) of the 2012 NFL Draft...Signed by the Houston Texans as an unrestricted free agent on March 10, 2016.

CAREER:

- Fifth-year offensive lineman has played in 44 games (36 starts) at left guard and right tackle
- Has also started three postseason contests at left guard

2015 (Kansas City 12/8, 2/2):

- Started at right tackle in Week 7 vs. Pittsburgh (10/25)
- Started at left guard in Weeks 8-13 and Weeks 16-17
- Helped the Chiefs finish second in the AFC in rushing yards in the regular season
- Started at left guard in the AFC Wild Card Game at Houston (1/9/16) and AFC Divisional Game at New England (1/16/16)

2014 (Kansas City 1/1):

- Started at right tackle vs. Tennessee (9/7) in Week 1
- Placed on Injured Reserve with an elbow injury on Sept. 12 and missed the rest of the season

2013 (Kansas City 15/14, 1/1):

- Started at left guard in Weeks 1-3 and Weeks 5-16
- Saw action in Week 17 at San Diego (12/29)
- Helped the Chiefs finish fourth in the AFC in rushing yards in the regular season
- Started at left guard in the Wild Card Game at Indianapolis (1/4/14)

2012 (Kansas City 16/13):

- Saw his first NFL action on special teams vs. Atlanta (9/9) in Week 1
- Started his first career contest vs. San Diego (9/30) in Week 4
- Went on to start at left guard in Weeks 5-17 for the Chiefs

COLLEGE:

- Played four seasons (2008-11) at the University of Illinois in Champaign, Ill.
- Appeared in 49 games for the Illini, closing out his career with 47 consecutive starts - nine at right tackle and 38 at left tackle - a mark that is tied for third-best in school history
- Finished his career with 336 knockdowns and 49 touchdown-resulting blocks

PERSONAL:

- Attended King High School in Chicago, earning 2007 *Chicago Sun Times* All-Public League Team honors and was named to the Champaign News-Gazette Special Mention All-State team, in addition to garnering Prep Star All-Region accolades
- Ranked among the top 30 players in the state of Illinois by Rivals.com as the four-year two-way starter recorded 97 tackles and 2.0 sacks as a senior
- Also blocked a punt for a touchdown, the only score of his career

CAREER STATISTICS

REGULAR SEASON GAMES PLAYED/STARTED (PLAYOFFS):

2012 Kansas City: 16/13 (0/0)
 2013 Kansas City: 15/14 (1/1)
 2014 Kansas City: 1/1 (0/0)
 2015 Kansas City: 12/8 (2/2)
TOTAL: 44/36 (3/3)



LONNIE BALLENTINE

SAFETY | 6-3 | 215 | MEMPHIS

Hometown: Memphis, Tenn. | 3rd NFL Season | 3rd with Texans | Age: 23
 Acquired: D7b-'14 | 2015 GP/GS (Playoffs): 2/0 (0/0) | Career GP/GS (Playoffs): 2/0 (0/0)
 Teams: Houston 2014-16

39

TRANSACTIONS:

Selected by the Houston Texans with the 41st pick in the seventh round (256th overall) of the 2014 NFL Draft.

2015 (Houston 2/0):

- Played in two regular season games, totaling three solo tackles and one pass defended
- Inactive in Weeks 1-4
- Made his NFL debut in Week 5 vs. Indianapolis (10/8)
- Recorded the first stats of his career: three solo tackles and one pass defended at Jacksonville (10/18)
- Placed on Injured Reserve on Oct. 19 and missed the rest of the season

2014 (Houston 0/0):

- Spent entire season on Injured Reserve

COLLEGE:

- Played four seasons (2010-13) at the University of Memphis (Tenn.)
- In 42 career games, totaled 176 total tackles, 2.5 tackles for loss, a half-sack, 13 passes defended, two fumble recoveries and three interceptions
- Started all 12 games as a senior in 2013, compiling 58 tackles and five pass breakups
- Had a game- and season-high nine tackles against Temple as a senior
- Named All-Conference USA Honorable Mention in 2012
- Finished with 66 tackles, three interceptions, five pass breakups, a fumble recovery and one sack in 2012
- Posted a career-high 15 tackles at Arkansas State and had a pass breakup in 2012
- Played in 11 games as a sophomore in 2011
- Posted 35 total tackles, one pass breakup and 1.5 tackles for loss in 2011
- Recovered his first collegiate fumble in the end zone against Southern Miss in 2011
- Played in seven games with one start and logged 17 tackles in 2010

PERSONAL:


- Played for Coach Cedric Miller at Southwind High School in Memphis, Tenn.
- Graduated early from high school, finishing his studies as a junior
- Logged 45 tackles, six interceptions and 12 pass breakups in 2009
- Tallied 800 all-purpose yards as a junior
- Selected to the Tennessee Sports Writers Association (TSWA) All-State first team and All-Shelby Metro
- Invited to participate in the AutoZone Liberty Bowl All-Star Game
- Also ran track and played basketball
- Transferred to Southwind after two years at Hamilton High School in Memphis, Tenn.
- Son of Lonnie Ballentine and Sheila Smith
- Born April 23, 1993 in Memphis, Tenn.
- Is married, and he and his wife, Brittany, have two children
- His mother, Sheila, played college basketball at Murray State and later played professionally in France
- Majored in sports and leisure management

2015 STATISTICS

REGULAR SEASON				TACKLES					SACKS		INTERCEPTIONS					FUMBLES				
Date	Opp	GP	GS	Tot	Solo	Asst	QBH	TFL	Sk	Yds	Int	Yds	Lg	TD	PD	FF	FR	Yds	TD	
9/13	KC																			
9/20	at CAR																			
9/27	TB																			
10/4	at ATL																			
10/8	IND	1	0	0	0	0	0	0	0.0	0.0	0	0	0	0	0	0	0	0	0	0
10/18	at JAX	1	0	3	3	0	0	0	0.0	0.0	0	0	0	0	1	0	0	0	0	0
10/25	at MIA																			
11/1	TEN																			
11/16	at CIN																			
11/22	NYJ																			
11/29	NO																			
12/6	at BUF																			
12/13	NE																			
12/20	at IND																			
12/27	at TEN																			
1/3/16	JAX																			
Totals		2	0	3	3	0	0	0	0.0	0.0	0	0	0	0	1	0	0	0	0	0

CAREER STATISTICS

REGULAR SEASON				TACKLES					SACKS		INTERCEPTIONS					FUMBLES				
Year	Team	GP	GS	Tot	Solo	Asst	QBH	TFL	Sk	Yds	Int	Yds	Lg	TD	PD	FF	FR	Yds	TD	
2014	HOU																			
2015	HOU	2	0	3	3	0	0	0	0.0	0.0	0	0	0	0	1	0	0	0	0	0
Totals		2	0	3	3	0	0	0	0.0	0.0	0	0	0	0	1	0	0	0	0	0



KARIM BARTON

GUARD | 6-3 | 313 | MORGAN STATE

Hometown: Los Angeles, Calif. | 1st NFL Season | 1st with Texans | Age: 24
 Acquired: FA-'15 | 2015 GP/GS (Playoffs): 0/0 (0/0) | Career GP/GS (Playoffs): 0/0 (0/0)
 Teams: Philadelphia 2014; Cleveland 2014-15; Houston 2015-16

73

TRANSACTIONS:

Signed by the Philadelphia Eagles as a college free agent on May 10, 2014...Waived by the Eagles on Aug. 23, 2014...Claimed off waivers by the Cleveland Browns on Aug. 25, 2014...Waived by the Browns on Aug. 31, 2014...Signed to the Browns practice squad on Sept. 1, 2014...Signed by the Browns on Dec. 29, 2014...Waived by the Browns on Sept. 5, 2015...Signed to the Houston Texans practice squad on Sept. 8, 2015...Signed by the Texans on Jan. 11, 2016.

2015 (Houston 0/0, 0/0):

- Spent the entire regular season on the Texans practice squad

2014 (Cleveland 0/0):

- Waived by the Eagles after training camp
- Spent the entire season on the Browns practice squad

COLLEGE:

- Played three seasons (2011-13) at Morgan State University in Baltimore after spending the 2010 campaign at College of the Canyons in Santa Clarita, Calif.
- Played in 25 career games at Morgan State
- Earned first-team Mid-Eastern Athletic Conference honors as a senior
- Opened running lanes for All-MEAC RB Travis "Juice" Davidson
- Started nine of 11 games at right tackle as sophomore
- Earned his degree in business administration

PERSONAL:

- Born in Brooklyn, N.Y. before he moved to Jamaica where he spent most of his childhood
- Moved to South Central Los Angeles when he was 13 years old to live with his brother after his mother passed away
- Wants to serve as a humanitarian for Jamaica when he is done playing football
- Attended Verdugo Hills High School in Tujunga, Calif. where he earned second-team all-district honors as an offensive tackle

CAREER STATISTICS

REGULAR SEASON GAMES PLAYED/STARTED (PLAYOFFS):

2014 Philadelphia/Cleveland: 0/0 (0/0)

2015 Cleveland/Houston: 0/0 (0/0)

TOTAL: 0/0 (0/0)



TONY BERGSTROM

CENTER | 6-5 | 315 | UTAH

Hometown: Salt Lake City, Utah | 5th NFL Season | 1st with Texans | Age: 29
 Acquired: UFA-'16 (OAK) | 2015 GP/GS (Playoffs): 16/3 (0/0) | Career GP/GS (Playoffs): 25/4 (0/0)
 Teams: Oakland 2012-15; Houston 2016

68

TRANSACTIONS:

Selected by the Oakland Raiders with the 32nd pick in the third round (95th overall) of the 2012 NFL Draft...Signed by Houston Texans on March 10, 2016.

2015 (Oakland 16/3):

- Appeared in all 16 games for the first time in his four-year NFL career
- Started three games, including the first of his career at center
- Contributed on special teams vs. Cincinnati (9/13), vs. Baltimore (9/20), at Cleveland (9/27), at Chicago (10/4), vs. Denver (10/11), at San Diego (10/25), and vs. New York Jets (11/1)
- Made first appearance on offense, playing 16 snaps at center and contributed on special teams at Pittsburgh (11/8)
- Made second career start vs. Minnesota (11/15), his first at center and his first at any position since 2012
- Played center at Detroit (11/22)
- Played in a third straight game and made second start of the season at center at Tennessee (11/29)
- Started at center in the loss to the Chiefs (12/6), while helping the rushing attack average 4.1 yards per attempt for 99 yards
- Played one snap on offense at right guard at Denver (12/13) and contributed on two special teams snaps
- Contributed on special teams vs. Green Bay (12/20), vs. San Diego (12/24), and at Kansas City (1/3/16)

2014 (Oakland 0/0):

- Inactive for all 16 games

2013 (Oakland 0/0):

- Spent season on Injured Reserve after suffering a foot injury in training camp

2012 (Oakland 9/1):

- Dressed for 14 games and played in nine as a rookie, with one start at right guard at San Diego (12/30)
- Inactive for two others
- Made his NFL debut on special teams at Atlanta (10/14)
- Played most of the fourth quarter, taking his first snaps on the offensive line at Baltimore (11/11)
- Saw several snaps as a blocking tight end, helping FB Marcel Reece to 103 yards on the ground vs. New Orleans (11/18)
- Helped pave path for 203 rushing yards, including 110 from RB Darren McFadden, in the 15-0 win vs. Kansas City (12/16) as a blocking tight end
- Saw spot duty as a blocking tight end, then played the final two series at right guard at Carolina (12/23)
- Made his first career start, playing 37 snaps while alternating at right guard at San Diego (12/30)

COLLEGE:

- Played four seasons (2008-11) at the University of Utah in Salt Lake City
- Started final 38 games at right tackle, playing in 48 career contests for the Utes
- As a senior in 2011, earned first-team All-Pac-12 honors after starting 12 games
- Named to preseason watch lists for Outland Trophy and Lowe's Senior CLASS Award
- Graded a team-high and career-best 85 percent for blocking consistency
- As a junior in 2010, named second-team All-Mountain West Conference by league's coaches and media
- Started all 13 games at right tackle, grading out at 83 percent
- Posted 15 TD blocks and 48 knockdowns as part of an offensive line that ranked 13th in the nation by allowing just 12 quarterback sacks
- Had a season-high 87-percent grade and two TD-resulting blocks vs. San Diego State
- Helped offense average 389.0 yards per game
- Helped Utes rank 23rd nationally in scoring (33.1 points per game)
- As a sophomore academic all-conference player, started all 13 games at right tackle
- Produced 41 knockdowns and delivered 12 TD blocks
- Helped Utes average 389.5 yards per game and allow just 20 sacks
- Returned from his LDS mission and saw action in 12 games as a freshman in 2008
- Earned first career start when he lined up at left tackle vs. UNLV, finishing with two knockdowns and one TD block
- Named to honor roll and academic all-conference
- Chemical engineering major

CAREER STATISTICS

REGULAR SEASON GAMES PLAYED/STARTED (PLAYOFFS):

2012 Oakland: 9/1 (0/0)
 2013 Oakland: 0/0 (0/0)
 2014 Oakland: 0/0 (0/0)
 2015 Oakland: 16/3 (0/0)
TOTAL: 25/4 (0/0)

PERSONAL:

- Attended Skyline High School in Salt Lake City
- An all-state selection in 2004, adding Region III Player of the Year and team Most Valuable Player honors
- Served as team captain
- Led team to region title and state semifinals
- Led team to state finals as a sophomore and junior
- Also lettered three years in basketball and twice in track
- A three-time honor-roll student and an academic all-state pick, also received a Scholar Leader Athlete nomination from the National Football Foundation and College Hall of Fame
- Brother-in-law, Paul Kruger, plays for the Cleveland Browns
- Served an LDS mission for two years
- Participated in the NFL Play 60 Character/Youth Football Camp in 2013 and 2014, helping children with their football skills and passed on messages of teamwork, hard work and leadership
- Joined fellow offensive lineman in assisting the Youth Football Clinic – City of Oakland Parks and Recreation
- Volunteered at the Gatorade Junior Training Camp in San Leandro, Calif., in November 2012



ALFRED BLUE

RUNNING BACK | 6-2 | 223 | LSU

Hometown: Boutte, La. | 3rd NFL Season | 3rd with Texans | Age: 25
 Acquired: D6b-'14 | 2015 GP/GS (Playoffs): 16/9 (1/1) | Career GP/GS (Playoffs): 32/12 (1/1)
 Teams: Houston 2014-16

28

TRANSACTIONS:

Selected by the Houston Texans with the fifth pick in the sixth round (181st overall) of the 2014 NFL Draft.

CAREER:

- Became the first player in franchise history with a rushing, receiving and return touchdown in the same season in 2014
- Holds the franchise record for carries in a game (36) at Cleveland (11/16/14)
- Registered a 49-yard run in the second quarter vs. Kansas City (1/9/16), the longest run in Texans postseason history
- Set single-season career highs in 2015 in rushing yards (698) and carries (183), while tying his personal-best in rushing touchdowns (two)
- Has four career 100-yard rushing games
- Currently ranked seventh in Texans history with 1,226 career rushing yards

2015 (Houston 16/9, 1/1):

- Played in all 16 games (nine starts) for the second straight year and set single-season career highs in rushing yards (698), carries (183) and 100-yard rushing games (three), while tying his personal-best in rushing touchdowns (two)
- Started in the season-opener vs. Kansas City (9/13) and ran for a team-high 42 yards on nine carries
- Started at Carolina (9/20) and ran for six yards on five carries
- Recorded the second-most rushing attempts (31) and rushing yards (139) in a single game of his career vs. Tampa Bay (9/27). His 31 rushing attempts were the most in the NFL in any game in 2015. Posted the second 100-yard rushing game of his career and first since Nov. 16, 2014 at Cleveland. Scored his first rushing touchdown of the season and third of his career on a 20-yard run in the fourth quarter, marking the longest rushing touchdown of his career
- Ran for 22 yards on six carries and had one reception for 11 yards vs. Indianapolis (10/8)
- Finished second on the team with five receptions for 33 yards. Also tallied 39 rushing yards on 14 carries vs. Tennessee (11/1). Reached 800 rushing yards for his career (801).
- Rushed 21 times for 58 yards and caught three passes for 34 yards and a touchdown vs. N.Y. Jets (11/22). Caught a 21-yard touchdown pass from WR Cecil Shorts III in the third quarter, which was the second touchdown reception of his career and first since Oct. 20, 2014 at Pittsburgh
- Rushed 16 times for 77 yards (4.8 avg.) and a touchdown vs. New Orleans (11/29). Scored on an 8-yard run to open the second half, marking his second rushing touchdown of the season and fourth of his career. Scored a touchdown in his second consecutive game after posting a receiving touchdown in Week 11 against the N.Y. Jets (11/22)
- Led the team with 107 rushing yards on 20 carries (5.4 avg.) at Indianapolis (12/20), marking his second 100-yard rushing game of the season. With his third career 100-yard rushing game, passed Ron Dayne (two) for sole possession of the fifth-most career 100-yard rushing games in team history. Also recorded a season-long 41-yard run in the second quarter
- Led the team with 45 rushing yards on 15 carries and caught one pass for five yards at Tennessee (12/27). Forced a fumble on a punt return by Titans WR Harry Douglas in the first quarter (12/27). LS Jon Weeks recovered the ball at Tennessee's 11-yard line, which led to a field goal by K Nick Novak on the following offensive possession. Also led the team with two special teams tackles
- Led the team with 102 rushing yards on 21 carries (4.9 avg.) vs. Jacksonville (1/3/16), as he posted his third 100-yard rushing game of the season and fourth of his career

2015 STATISTICS

REGULAR SEASON				RUSHING					RECEIVING				
Date	Opp	GP	GS	Att	Yds	Avg	Lg	TD	Rec	Yds	Avg	Lg	TD
9/13	KC	1	1	9	42	4.7	11	0	1	7	7.0	7	0
9/20	at CAR	1	1	5	6	1.2	4	0	1	4	4.0	4	0
9/27	TB	1	0	6	17	2.8	9	0	0	0	0.0	0	0
10/4	at ATL	1	1	9	157	17.4	28	0	0	0	0.0	0	0
10/8	IND	1	0	6	22	3.7	6	0	1	11	11.0	11	0
10/18	at JAX	1	0	0	0	0.0	0	0	0	0	0.0	0	0
10/25	at MIA	1	0	3	8	2.7	3	0	0	0	0.0	0	0
11/1	TEN	1	1	14	39	2.8	8	0	5	33	6.6	9	0
11/16	at CIN	1	1	12	22	1.8	5	0	1	9	9.0	9	0
11/22	NYJ	1	1	21	58	2.8	14	0	3	34	11.3	21t	1
11/29	NO	1	1	16	77	4.8	12	1	1	4	4.0	4	0
12/6	at BUF	1	1	4	14	3.5	4	0	0	0	0.0	0	0
12/13	NE	1	0	0	0	0.0	0	0	0	0	0.0	0	0
12/20	at IND	1	0	20	107	5.3	41	0	0	0	0.0	0	0
12/27	at TEN	1	1	15	45	3.0	7	0	1	5	5.0	5	0
1/3/16	JAX	1	0	21	102	4.9	12	0	1	2	2.0	2	0
Totals		16	9	183	698	3.8	41	2	15	109	7.3	21t	1

POSTSEASON

Date	Opp	GP	GS	Att	Yds	Avg	Lg	TD	Rec	Yds	Avg	Lg	TD
1/9/16	KC (WC)	1	1	17	99	5.8	49	0	0	0	0.0	0	0
Totals		1	1	17	99	5.8	49	0	0	0	0.0	0	0

ADDITIONAL STATISTICS

Special Teams Tackles: 4 | **Misc. Stats:** Forced a fumble on a punt return by Titans WR Harry Douglas in the first quarter at Tennessee (12/27)

CAREER STATISTICS

REGULAR SEASON				RUSHING					RECEIVING				
Year	Team	GP	GS	Att	Yds	Avg	Lg	TD	Rec	Yds	Avg	Lg	TD
2014	HOU	16	3	169	528	3.1	46	2	15	113	7.5	22	1
2015	HOU	16	9	183	698	3.8	41	2	15	109	7.3	21t	1
Totals		32	12	352	1,226	3.5	46	4	30	222	7.4	22	2
POSTSEASON				RUSHING					RECEIVING				
Year	Team	GP	GS	Att	Yds	Avg	Lg	TD	Rec	Yds	Avg	Lg	TD
2015	HOU	1	1	17	99	5.8	49	0	0	0	0.0	0	0
Totals		1	1	17	99	5.8	49	0	0	0	0.0	0	0

ADDITIONAL REGULAR SEASON STATISTICS

Blocked Punts (1): vs. WAS, 9/7/14 (Returned five yards for touchdown)
Forced Fumbles (1): at TEN, 12/27/16 | **Fumble Recoveries (2):** at DAL, 10/5/14; at CLE, 11/16/14
Special Teams Tackles (8): 2014 - 4; 2015 - 4

ADDITIONAL POSTSEASON STATISTICS

Special Teams Tackles (1): 2015 - 1

CAREER GAME HIGHS

Rush Attempts: 36 at CLE, 11/16/14 | **Rushing Yards:** 156 at CLE, 11/16/14 | **Rushing Long:** 46 at NYG, 9/21/14
Touchdowns: 1, 4x - last: vs. NO, 11/29/15 | **Receptions:** 6 vs. JAX, 12/28/14 | **Receiving Yards:** 37 vs. JAX, 12/28/14

- Led the team with 99 rushing yards on 17 attempts in Wild Card Game vs. Kansas City (1/9/16), averaging 5.8 yards per carry. His yardage total ranks as the fourth-highest mark in Texans postseason history. Registered a 49-yard run in the second quarter, the longest run in Texans postseason history

2014 (Houston 16/3):

- Played in all 16 games (three starts) and finished the season with 528 yards, which was the fourth-highest total for a rookie rusher in franchise history
- Set the franchise record for carries in a game with 36 and tied a rookie rushing record with 156 yards at Cleveland (11/16)

ALFRED BLUE

- Blocked a punt and returned it five yards for his first career touchdown vs. Washington (9/7) in Week 1
- Rushed for 40 yards on 11 carries in Week 2 at Oakland (9/14)
- Earned his first career start and carried the ball 13 times for 78 yards (6.0 avg.) with a long of 46 yards at the N.Y. Giants (9/21) in Week 3
- Recovered a fumble, had a tackle on special teams and ran four times for 14 yards at Dallas (10/5) in Week 5
- Hauled in his first career touchdown reception (11 yards), rushed for 14 yards, gained seven yards on a fake punt, downed a punt on the 1-yard line in the third quarter and registered a special teams tackle at Pittsburgh (10/20) in Week 7
- Carried the ball 14 times for 42 yards (3.0 avg.) and made a season-long 22-yard reception at Tennessee (10/26) in Week 8
- Started and set a franchise record with 36 carries and tied a franchise rookie record with 156 yards rushing at Cleveland (11/16) in Week 11
- Rushed for 46 yards on 16 carries and had three receptions for 20 yards vs. Cincinnati (11/23) in Week 12. Also had a special teams tackle
- Scored his first career rushing touchdown on a 1-yard run in the third quarter at Jacksonville (12/7) in Week 14. Became the first player in franchise history with a rushing, receiving and return touchdown in the same season
- Carried the ball eight times for 26 yards and had a special teams tackle at Indianapolis (12/14) in Week 15
- Scored on a 1-yard run in the second quarter vs. Jacksonville (12/28) in Week 17. Carried the ball 17 times for 39 yards and set career highs with six receptions for 37 yards

COLLEGE:

- Played four seasons (2010-13) at Louisiana State University in Baton Rouge, La.
- Saw action in 40 games and made seven starts
- Rushed for 1,253 yards and 11 touchdowns and caught 16 passes for 107 yards
- Had three 100-yard rushing games

PERSONAL:

- Attended Hahnville High School in Boutte, La.
- Rushed for 1,695 yards and 25 touchdowns as a senior in 2009
- Added 13 receptions for nearly 200 yards and three scores
- A member of the SuperPrep Southwest Team and Baton Rouge Advocate Super Dozen
- Earned Class 5A first-team all-state honors in 2009
- Named the District 6-5A 2009 Offensive MVP
- Notched 10 touchdowns and 600 yards rushing in his junior season
- Full name is Alfred Calvin Blue III
- Majored in sports administration



A.J. BOUYE

CORNERBACK | 6-0 | 191 | CENTRAL FLORIDA

Hometown: Tucker, Ga. | 4th NFL Season | 4th with Texans | Age: 24
 Acquired: CFA-'13 | 2015 GP/GS (Playoffs): 15/2 (1/0) | Career GP/GS (Playoffs): 35/8 (1/0)
 Teams: Houston 2013-16

21

TRANSACTIONS:

Signed by the Houston Texans as a college free agent on May 10, 2013...Re-signed by the Texans as a restricted free agent on March 28, 2016.

2015 (Houston 15/2, 1/0):

- Played in 15 regular season games (two starts) and totaled 14 solo tackles, six passes defended, two interceptions and two special teams tackles
- Made his first start of the season and seventh of his career for the Texans vs. Indianapolis (10/8)
- Finished second on the team with a season-high seven solo tackles to go along with two passes defended and an interception at Jacksonville (10/18). The interception was his first of the season and fourth of his career, as he picked off Jaguars QB Blake Bortles on Jacksonville's final drive of the game
- Made his second start of the season and eighth of his career at Miami (10/25)
- Intercepted Colts QB Matt Hasselbeck in the fourth quarter to seal the win for the Texans at Indianapolis (12/20). The interception was his second of the year and fifth of his career

2014 (Houston 14/6):

- Finished tied for the team lead with three interceptions and added 54 tackles, 10 passes defended, five special teams tackles, a tackle for loss, a forced fumble and a fumble recovery
- Ranked sixth in the NFL with 120 interception return yards
- Led the team with eight tackles in Week 2 at Oakland (9/14)
- Started his first career game and made three tackles at the N.Y. Giants (9/21) in Week 3
- Made three tackles and two special teams tackles and registered two passes defended vs. Indianapolis (10/9) in Week 6
- Returned his first career interception 51 yards for a touchdown at the 3:11 mark of the first quarter vs. Philadelphia (11/2) in Week 9. Finished the game with six tackles, a pass defended and a special teams tackle
- Started, led the team with a career-high nine tackles, had a special teams tackle and had a pass defended at Cleveland (11/16) in Week 11
- Recorded his second interception of the season at the Houston 3-yard line in the fourth quarter and returned it 67 yards to the Tennessee 30 in Week 13. Also had three tackles and a pass defended
- Forced his first career fumble and recovered his first career fumble and made three tackles at Indianapolis (12/14) in Week 15
- Intercepted Ravens QB Joe Flacco at the Ravens 18 and returned it 2 yards in Week 16 (12/21). Added three tackles and a career-best three passes defended

2013 (Houston 6/0):

- Played in six games and recorded two special teams tackles vs. Seattle (9/29) and at San Francisco (10/6) before being placed on Injured Reserve with a hamstring injury on Oct. 16

COLLEGE:

- Played four seasons (2009-12) at the University of Central Florida in Orlando, Fla.

2015 STATISTICS

REGULAR SEASON				TACKLES					SACKS		INTERCEPTIONS					FUMBLES				
Date	Opp	GP	GS	Tot	Solo	Asst	QBH	TFL	Sk	Yds	Int	Yds	Lg	TD	PD	FF	FR	Yds	TD	
9/13	KC	1	0	1	1	0	0	0	0.0	0.0	0	0	0	0	0	0	0	0	0	0
9/20	at CAR	1	0	0	0	0	0	0	0.0	0.0	0	0	0	0	0	0	0	0	0	0
9/27	TB	1	0	0	0	0	0	0	0.0	0.0	0	0	0	0	0	0	0	0	0	0
10/4	at ATL	1	0	1	1	0	0	0	0.0	0.0	0	0	0	0	0	0	0	0	0	0
10/8	IND	1	1	1	1	0	0	0	0.0	0.0	0	0	0	0	0	0	0	0	0	0
10/18	at JAX	1	0	7	7	0	0	0	0.0	0.0	1	0	0	0	2	0	0	0	0	0
10/25	at MIA	1	1	1	1	0	0	0	0.0	0.0	0	0	0	0	0	0	0	0	0	0
11/1	TEN	1	0	0	0	0	0	0	0.0	0.0	0	0	0	0	0	0	0	0	0	0
11/16	at CIN	1	0	0	0	0	0	0	0.0	0.0	0	0	0	0	0	0	0	0	0	0
11/22	NYJ	1	0	0	0	0	0	0	0.0	0.0	0	0	0	0	1	0	0	0	0	0
11/29	NO																			
12/6	at BUF	1	0	0	0	0	0	0	0.0	0.0	0	0	0	0	0	0	0	0	0	0
12/13	NE	1	0	0	0	0	0	0	0.0	0.0	0	0	0	0	0	0	0	0	0	0
12/20	at IND	1	0	0	0	0	0	0	0.0	0.0	1	9	9	0	2	0	0	0	0	0
12/27	at TEN	1	0	2	2	0	0	0	0.0	0.0	0	0	0	0	0	0	0	0	0	0
1/3/16	JAX	1	0	1	1	0	0	0	0.0	0.0	0	0	0	0	1	0	0	0	0	0
Totals		15	2	14	14	0	0	0	0.0	0.0	2	9	9	0	6	0	0	0	0	0
POSTSEASON																				
Date	Opp	GP	GS	Tot	Solo	Asst	QBH	TFL	Sk	Yds	Int	Yds	Lg	TD	PD	FF	FR	Yds	TD	
1/9/16	KC (WC)	1	0	1	1	0	0	0	0.0	0.0	0	0	0	0	0	0	0	0	0	0
Totals		1	0	1	1	0	0	0	0.0	0.0	0	0	0	0	0	0	0	0	0	0

ADDITIONAL STATISTICS

Special Teams Tackles: 2

CAREER STATISTICS

REGULAR SEASON				TACKLES					SACKS		INTERCEPTIONS					FUMBLES				
Year	Team	GP	GS	Tot	Solo	Asst	QBH	TFL	Sk	Yds	Int	Yds	Lg	TD	PD	FF	FR	Yds	TD	
2013	HOU	6	0	0	0	0	0	0	0.0	0.0	0	0	0	0	0	0	0	0	0	0
2014	HOU	14	6	47	40	7	0	1	0.0	0.0	3	120	67	1	10	1	1	0	0	0
2015	HOU	15	2	14	14	0	0	0	0.0	0.0	2	9	9	0	6	0	0	0	0	0
Totals		35	8	61	54	7	0	1	0.0	0.0	5	129	67	1	16	1	1	0	0	0
POSTSEASON																				
Year	Team	GP	GS	Tot	Solo	Asst	QBH	TFL	Sk	Yds	Int	Yds	Lg	TD	PD	FF	FR	Yds	TD	
2015	HOU	1	0	1	1	0	0	0	0.0	0.0	0	0	0	0	0	0	0	0	0	0
Totals		1	0	1	1	0	0	0	0.0	0.0	0	0	0	0	0	0	0	0	0	0

ADDITIONAL STATISTICS

Special Teams Tackles (9): 2013 - 2; 2014 - 5; 2015 - 2

CAREER GAME HIGHS

Tackles: 9 at CLE, 11/16/14 | PD: 3 vs. BAL, 12/21/14 | INT: 1, 5x – last: at IND, 12/20/15 | Return Yards: 67 vs. TEN, 11/30/14
 FF: 1 at IND, 12/14/14 | FR: 1 at IND, 12/14/14

- Started 21-of-43 career games at cornerback, compiling 110 tackles (78 solo), six interceptions, 1.0 sack, one forced fumble and two fumble recoveries
- Returned from injury to start all 14 games as a senior, finishing with 53 tackles, three interceptions, one forced fumble and two fumble recoveries, which earned All-Conference USA Second Team honors
- Started seven games as a junior, recording 21 tackles (19 solo) and two interceptions before missing the final five games of the season due to injury

PERSONAL:

- Helped lead Tucker (Ga.) High School to a 14-1 record and a state championship during his senior season
- Named first-team all-county after recording 35 tackles as a senior with six interceptions while also scoring three touchdowns on offense and twice on returns
- Recorded 40 tackles and one interception as a junior
- Was a member of the school's merit roll and R.O.T.C.



DUANE BROWN

TACKLE | 6-4 | 303 | VIRGINIA TECH

Hometown: Richmond, Va. | 9th NFL Season | 9th with Texans | Age: 30
 Acquired: D1-'08 | 2015 GP/GS (Playoffs): 14/14 (0/0) | Career GP/GS (Playoffs): 120/120 (4/4)
 Teams: Houston 2008-16

76

TRANSACTIONS:

Selected by the Houston Texans with the 26th pick in the first round (26th overall) of the 2008 NFL Draft...Re-signed with the Texans on Aug. 16, 2012.

HONORS:

- Associated Press First Team All-Pro (2012)
- Associated Press Second Team All-Pro (2011)
- Three-time Pro Bowler (2012-14)
- USA Today All-Joe Team (2011)
- Madden Most Valuable Protectors Award (Week 7, 2011; Week 4, 2012; Week 13, 2012)

CAREER:

- Was the second rookie in Texans history to start all 16 games on the offensive line
- Garnered All-Pro honors in 2011 and 2012 and Pro Bowl honors following the 2012 and 2013 seasons
- Has blocked for five 1,000-yard rushers and was a part of a top-10 offense in four of his first five years in the League
- Ranks third on the franchise's all-time games played list
- Ranks second on the franchise's all-time games started list
- Has been called for holding just six times in 120 games

2015 (Houston 14/14, 0/0):

- Started all 14 games he played in at left tackle
- Started at left tackle in Week 1 vs. Kansas City (9/13)
- Inactive Weeks 2-3
- Started at left tackle in Weeks 4-17
- Passed Chester Pitts (114) for the second-most career games started in team history
- Passed Chester Pitts (114) for the third-most career games played in team history
- Placed on Injured Reserve on Jan. 5, 2016 and missed the AFC Wild Card Game vs. Kansas City (1/9/16)

2014 (Houston 16/16):

- Started all 16 games at left tackle for the fourth time in his career
- Selected to his third consecutive Pro Bowl
- Passed Bryan Pittman for seventh on the franchise's all-time games played list with 96 when he started at left tackle vs. Indianapolis (10/9) in Week 6
- Started and played in his 101st career game to pass Owen Daniels (100 from 2006-13) for sixth on the franchise's games played list vs. Cincinnati (11/23) in Week 12

2013 (Houston 14/14):

- Started 14 games at left tackle and was elected to his second consecutive Pro Bowl
- Helped block for an offense that totaled 449 yards at San Diego (9/9) in Week 1
- Helped pave the way for 172 yards on the ground vs. Tennessee (9/15) in Week 2
- Was inactive due to a toe injury in Weeks 3 (at Baltimore) and 4 (vs. Seattle)
- Blocked for an offense that produced a season-high 483 yards vs. Indianapolis (11/3)
- Moved into 11th place on the franchise's all-time games played list at 85 games vs. Jacksonville (11/24) in Week 12
- Helped pave the way for a ground game that produced a franchise-record four rushing touchdowns vs. New England (12/1) in Week 13

2012 (Houston 16/16, 2/2):

- Part of an offense that ranked seventh in the NFL and started all 16 games for the fourth time in his career, earning Associated Press All-Pro First Team honors as well as being selected as a starter for the AFC in the Pro Bowl
- Part of an offensive line that cleared the way for Texans running backs to rush for 216 yards and three touchdowns while not allowing QB Matt Schaub to be sacked at JAC (9/17)
- Helped provide protection for Schaub, enabling him to tie a career-high with four touchdown passes at Denver (9/23)
- Helped Arian Foster rush for 152 yards and a touchdown at the N.Y. Jets (10/8)
- Part of an offense that set a franchise record by scoring 43 points vs. Baltimore (10/21)
- Helped Foster go over 100 yards for the fourth time this season as he gained 111 yards on 24 carries and scored a touchdown vs. Buffalo (11/4)
- Part of an offense that set a franchise record with 653 yards of offense and tied the franchise scoring record with 43 points vs. Jacksonville (11/18) and put up another 501 yards at Detroit (11/22)
- Paved the way for Foster to rush for 140 yards while not allowing Schaub to be sacked in the AFC Wild Card Playoff vs. Cincinnati (1/5/13)

CAREER STATISTICS

REGULAR SEASON GAMES PLAYED/STARTED (PLAYOFFS):

2008 Houston: 16/16 (0/0)
 2009 Houston: 16/16 (0/0)
 2010 Houston: 12/12 (0/0)
 2011 Houston: 16/16 (2/2)
 2012 Houston: 16/16 (2/2)
 2013 Houston: 14/14 (0/0)
 2014 Houston: 16/16 (0/0)
 2015 Houston: 14/14 (0/0)
TOTAL: 120/120 (4/4)

2011 (Houston 16/16, 2/2):

- Second-Team AP All-Pro choice after blocking for 1,200-yard and 900-yard rushers and allowing 2.0 sacks (according to StatsPass, Inc.)
- Paved the way for RB Ben Tate to rush for 116 yards vs. Indianapolis (9/11) and 103 yards at Miami (9/18)
- Provided pocket protection enabling Schaub to throw for 373 yards and three touchdowns at New Orleans (9/25)
- Helped control the line of scrimmage, clearing the way for Foster to rush for 155 yards and a touchdown vs. Pittsburgh (10/2)
- Part of an offense that put up 518 total yards, the fourth-highest in team history, which included two 100-yard rushers and a 100-yard receiver at Tennessee (10/23)
- Enabled the Texans to rush for a franchise-record 261 yards, including two 100-yard rushers for the second time that season, vs. Cleveland (11/6)
- Paved the way for Foster to become the first player to rush for over 100 yards on the Falcons defense in the 2011 season when he went for 111 yards on 31 carries vs. Atlanta (12/4)
- Helped Foster go over 100 yards for the sixth time that season and over 1,000 yards rushing for the second consecutive season vs. Carolina (12/18)
- Started at left tackle in his postseason debut and opened holes for Foster to rush for 153 yards in AFC Wild Card Playoff vs. Cincinnati (1/7/12)
- Paved the way for Foster to rush for 132 yards, the most Baltimore's defense has ever given up in a postseason game, in AFC Divisional Playoff at Baltimore (1/15/12)

2010 (Houston 12/12):

- Started 12 games at left tackle, clearing holes to help Foster rush for a franchise-record 1,616 yards and win the 2010 NFL rushing title
- Helped pave the way for Foster's franchise-record 231 yards rushing vs. Indianapolis (9/12)
- Provided pocket protection for Schaub, enabling him to throw for a then-franchise-record 497 yards and three touchdowns at Washington (9/19)
- Opened holes for Foster to rush for 143 yards vs. Tennessee (11/28)
- Paved the way for Foster to rush for 180 yards vs. Jacksonville (1/2/11) and wrap up the rushing title

2009 (Houston 16/16):

- Started at right guard and helped Schaub set a career-high with four touchdown passes at Tennessee (9/20)
- Helped Schaub pass for his second consecutive 300-yard game vs. Jacksonville (9/27)

2008 (Houston 16/16):

- Started all 16 games and helped clear the way for RB Steve Slaton to lead all rookie rushers with 1,282 yards
- Helped Slaton run for his first 100-yard game when he started at right guard at Jacksonville (9/28)
- Helped Schaub throw three touchdown passes at Jacksonville and again vs. Cincinnati (10/26)
- Helped Slaton set a Texans rookie record with 156 rushing yards at Indianapolis (11/16)
- Blocked for Schaub to throw for 414 yards and two touchdowns at Green Bay (12/7)
- Started at right guard vs. Tennessee (12/14) in which he was part of the offensive line that helped Slaton run for his third consecutive 100-yard game

DUANE BROWN


COLLEGE:

- Played four seasons (2004-07) at Virginia Tech in Blacksburg, Va. after redshirting the 2003 campaign
- Registered 71 knockdown blocks in his three seasons as an offensive tackle
- Earned second-team All-Atlantic Coast Conference recognition for the second straight season and was a two-time state Offensive Lineman/End of the Year pick by the Richmond Touchdown Club
- Recorded six tackles and blocked three kicks on special teams as a senior and also caught three passes for 64 yards (21.3 average) and one touchdown, adding three yards on a rushing attempt
- Apparel, housing and resource management major, with a minor in consumer studies
- Won an ACC Championship in 2007

PERSONAL:

- Attended Hermitage High School in Richmond, Va., where he lettered twice as a tight end and defensive end
- Played in the Panthers' first three games his senior year before suffering a broken leg, but returned for the Central Region semifinal game, catching seven passes for just under 100 yards in his limited playing time, and also recorded 15 tackles along with a pair of sacks to earn second-team All-District honors
- Lettered in basketball and track

TEXANS BIOS



MAX BULLOUGH

INSIDE LINEBACKER | 6-3 | 249 | MICHIGAN STATE

Hometown: Traverse City, Mich. | 2nd NFL Season | 2nd with Texans | Age: 24
 Acquired: CFA-'14 | 2015 GP/GS (Playoffs): 13/1 (1/0) | Career GP/GS (Playoffs): 14/1 (1/0)
 Teams: Houston 2014-16

53

TRANSACTIONS:

Signed by the Houston Texans as a college free agent on May 16, 2014...Waived by the Texans on Aug. 30, 2014...Signed to the Texans practice squad on Sept. 1, 2014...Signed to the Texans active roster on Nov. 12, 2014...Waived by the Texans on Sept. 5, 2015...Signed to the Texans practice squad on Sept. 8, 2015...Signed to the Texans active roster on Sept. 30, 2015.

2015 (Houston 13/1, 1/0):

- Played in 13 games (one start) and recorded 16 tackles (10 solo), one tackle for loss and 14 special teams tackles
- Signed to the Texans active roster from the practice squad on Sept. 30
- Played mostly on special teams in Weeks 4-6
- Recorded two tackles, including a tackle for loss, at Miami (10/25)
- Made his first career start vs. Tennessee (11/1)
- Tied for second on the team with a career-high seven tackles (three solo) and added one tackle on special teams vs. Tennessee (11/1)
- Tied for the team lead with five total tackles, including four solo stops at Tennessee (12/27)

2014 (Houston 1/0):

- Inactive in Weeks 11-12
- Made his NFL debut vs. Tennessee (11/30) in Week 13 and had one tackle on special teams

COLLEGE:

- Played four seasons (2010-13) at Michigan State University in East Lansing, Mich.
- Four-year letter winner and three-year starter at middle linebacker
- Two-time All-Big Ten First Team selection (2012, 2013)
- Collected 299 career tackles in 53 games, including 40 starts
- Finished his career ranked 11th in MSU history in tackles for loss (30.5 for 103 yards)
- Tallied eight career sacks (51 yards), 11 passes defended (three interceptions, eight pass breakups) and four forced fumbles
- Two-time Academic All-American (first team in 2013, second team in 2012)

PERSONAL:

- Three-year starter and two-time all-state selection for Coach Greg Vaughan at St. Francis High School in Traverse City, Mich., helping the Gladiators win back-to-back Division 7 state championships in 2008-09
- Selected Division 7 Player of the Year by The Associated Press, anchoring a defensive unit that allowed only 5.9 points per game in 2009
- Recorded 137 tackles (71 solos, 66 assists), including four sacks (39 yards), and three interceptions as a senior, while also playing fullback and tight end
- Rushed 40 times for 466 yards (11.7 avg.) and four touchdowns and had 13 receptions for 174 yards (13.4 avg.) and seven touchdowns in 2009 as a senior
- Named recipient of the Ron Holland Scholar-Athlete Award as the Detroit Free Press Dream Team member with the highest grade-point average (3.96)
- Became a third-generation Spartan, following in the footsteps of his grandfather Hank (guard, 1952-54) and father Shane (linebacker, 1983-86) who played football at Michigan State
- His grandfather Jim Morse (halfback, 1954-56) played at Notre Dame

2015 STATISTICS

REGULAR SEASON				TACKLES					SACKS		INTERCEPTIONS					FUMBLES			
Date	Opp	GP	GS	Tot	Solo	Asst	QBH	TFL	Sk	Yds	Int	Yds	Lg	TD	PD	FF	FR	Yds	TD
9/13	KC			PRACTICE SQUAD															
9/20	at CAR			PRACTICE SQUAD															
9/27	TB			PRACTICE SQUAD															
10/4	at ATL	1	0	0	0	0	0	0	0.0	0.0	0	0	0	0	0	0	0	0	0
10/8	IND	1	0	0	0	0	0	0	0.0	0.0	0	0	0	0	0	0	0	0	0
10/18	at JAX	1	0	0	0	0	0	0	0.0	0.0	0	0	0	0	0	0	0	0	0
10/25	at MIA	1	0	2	1	1	0	1	0.0	0.0	0	0	0	0	0	0	0	0	0
11/1	TEN	1	1	7	3	4	0	0	0.0	0.0	0	0	0	0	0	0	0	0	0
11/16	at CIN	1	0	0	0	0	0	0	0.0	0.0	0	0	0	0	0	0	0	0	0
11/22	NYJ	1	0	0	0	0	0	0	0.0	0.0	0	0	0	0	0	0	0	0	0
11/29	NO	1	0	0	0	0	0	0	0.0	0.0	0	0	0	0	0	0	0	0	0
12/6	at BUF	1	0	0	0	0	0	0	0.0	0.0	0	0	0	0	0	0	0	0	0
12/13	NE	1	0	1	1	0	0	0	0.0	0.0	0	0	0	0	0	0	0	0	0
12/20	at IND	1	0	0	0	0	0	0	0.0	0.0	0	0	0	0	0	0	0	0	0
12/27	at TEN	1	0	5	4	1	0	0	0.0	0.0	0	0	0	0	0	0	0	0	0
1/3/16	JAX	1	0	1	1	0	0	0	0.0	0.0	0	0	0	0	0	0	0	0	0
Totals		13	1	16	10	6	0	1	0.0	0.0	0	0	0	0	0	0	0	0	0
POSTSEASON																			
Date	Opp	GP	GS	Tot	Solo	Asst	QBH	TFL	Sk	Yds	Int	Yds	Lg	TD	PD	FF	FR	Yds	TD
1/9/16	KC (WC)	1	0	0	0	0	0	0	0.0	0.0	0	0	0	0	0	0	0	0	0
Totals		1	0	0	0	0	0	0	0.0	0.0	0	0	0	0	0	0	0	0	0

ADDITIONAL REGULAR SEASON STATISTICS

Special Teams Tackles: 14

CAREER STATISTICS

REGULAR SEASON				TACKLES					SACKS		INTERCEPTIONS					FUMBLES			
Year	Team	GP	GS	Tot	Solo	Asst	QBH	TFL	Sk	Yds	Int	Yds	Lg	TD	PD	FF	FR	Yds	TD
2014	HOU	1	0	0	0	0	0	0	0.0	0.0	0	0	0	0	0	0	0	0	0
2015	HOU	13	1	16	10	6	0	1	0.0	0.0	0	0	0	0	0	0	0	0	0
Totals		14	1	16	10	6	0	1	0.0	0.0	0	0	0	0	0	0	0	0	0
POSTSEASON																			
Year	Team	GP	GS	Tot	Solo	Asst	QBH	TFL	Sk	Yds	Int	Yds	Lg	TD	PD	FF	FR	Yds	TD
2015	HOU	1	0	0	0	0	0	0	0.0	0.0	0	0	0	0	0	0	0	0	0
Totals		1	0	0	0	0	0	0	0.0	0.0	0	0	0	0	0	0	0	0	0

CAREER GAME HIGHS

Tackles: 7 vs. TEN, 11/1/15 | TFL: 1 at MIA, 10/25/15

- His uncles Chuck Bullough (Michigan State, linebacker, 1988-91), Bobby Morse (Michigan State, running back, 1983-86) and Jim Morse (Notre Dame, cornerback, 1976-77) played college football
- His brother, Riley, is a senior linebacker at Michigan State in 2016



CHRIS CLARK

TACKLE | 6-5 | 305 | SOUTHERN MISSISSIPPI

Hometown: New Orleans, La. | 8th NFL Season | 2nd with Texans | Age: 30
 Acquired: T-'15 (DEN) | 2015 GP/GS (Playoffs): 11/4 (1/1) | Career GP/GS (Playoffs): 80/31 (8/5)
 Teams: Denver 2010-14; Houston 2015-16

74

TRANSACTIONS:

Signed by the Tampa Bay Buccaneers as a college free agent on May 2, 2008...Waived by the Buccaneers on Aug. 30, 2008...Signed to the Minnesota Vikings practice squad on Sept. 10, 2008...Signed by the Vikings on January 7, 2009...Waived by the Vikings on Sept. 5, 2009...Signed to the Vikings practice squad on Sept. 6, 2009...Signed by the Vikings on January 27, 2010...Waived by the Vikings on Sept. 4, 2010...Claimed off waivers by the Denver Broncos on Sept. 5, 2010...Re-signed by the Broncos on April 2, 2012...Re-signed by the Broncos on April 10, 2013...Signed a two-year contract extension with the Broncos on Sept. 16, 2013...Traded to the Houston Texans on August 31, 2015...Re-signed with the Texans on March 10, 2016.

CAREER:

- An eighth-year offensive tackle who appeared in 80 games (31 starts) with Houston (2015) and Denver (2010-14) after two years competing on Minnesota's practice squad
- Started 14 regular season games and three playoff contests at left tackle in place of injured All-Pro Ryan Clady in 2013 as part of an offensive line that allowed the fewest sacks (20) in the NFL
- Spent the 2008 and 2009 seasons on the Vikings practice squad after competing in Tampa Bay's training camp as a rookie in 2008
- Started every game at left tackle during his final three seasons at the University of Southern Mississippi, earning All-Conference USA recognition following his senior year
- Played in the New Orleans High School All-Star Game and was named an All-District offensive guard as a senior at McDonogh 35 High School in New Orleans
- Claimed off waivers by the Broncos from Minnesota on Sept. 5, 2010
- Entered the NFL with Tampa Bay as a college free agent in 2008

2015 (Houston 11/4, 1/1):

- Played in 11 games (four starts) after being acquired by the Texans in a trade with the Denver Broncos on Aug. 31
- Started at left tackle in Weeks 2-3
- Recorded two fumble recoveries in Weeks 3 and 7
- Started at right tackle in Weeks 6-7
- Started at left tackle in the AFC Wild Card Game vs. Kansas City (1/9/16)

2014 (Denver 13/7, 1/1):

- Played 13 regular season games (seven starts) on offense, opening five games at right tackle and another two contests as a blocking tight end
- Started at right tackle and lined up on all 346 offensive snaps during the first five games of the season
- Started as an extra tight end in Denver's AFC Divisional Playoff Game vs. Indianapolis (1/11/15)

2013 (Denver 16/14, 3/3):

- Appeared in all 16 regular season games for the third consecutive season and set a career high with 14 starts at left tackle in place of injured All-Pro Ryan Clady
- Started all three postseason contests
- Was part of an offensive line unit that allowed the fewest sacks (20) in the NFL, as well as the most games allowing zero sacks (6)
- Opened his first career game at left tackle in Denver's Week 3 win vs. Oakland (9/23)
- Part of an offensive line group that was named a collective Offensive Player of the Week by Sports Illustrated's Peter King for its performance in which it allowed zero sacks and zero quarterback hits against the NFL's top-ranked sack defense vs. Kansas City (11/17)

2012 (Denver 16/0, 1/0):

- Appeared in all 16 regular season games for the second consecutive season, seeing action in 63 snaps on offense and 88 plays on special teams

2011 (Denver 16/6, 2/0):

- Played all 16 regular-season games (six starts) and both playoff contests for Denver, seeing time on special teams and as an extra blocking tight end on offense

2010 (Denver 8/0):

- Played in Denver's final eight games after being assigned to the Broncos off waivers from Minnesota on Sept. 5
- Played primarily on special teams and on Denver's goal-line and short-yardage packages
- Made his NFL debut vs. Kansas City (11/14), lining up as an eligible tackle on quarterback Tim Tebow's 1-yard touchdown run in the second quarter

CAREER STATISTICS

REGULAR SEASON GAMES PLAYED/STARTED (PLAYOFFS):

2008 Minnesota: 0/0 (0/0)
 2009 Minnesota: 0/0 (0/0)
 2010 Denver: 8/0 (0/0)
 2011 Denver: 16/6 (2/0)
 2012 Denver: 16/0 (1/0)
 2013 Denver: 16/14 (3/3)
 2014 Denver: 13/7 (1/1)
 2015 Houston: 11/4 (1/1)
TOTAL: 80/31 (8/5)

2009 (Minnesota 0/0):

- Spent the 2009 season on Minnesota's practice squad

2008 (Minnesota 0/0):

- Entered the NFL as a college free agent with Tampa Bay on May 2, competed with the Buccaneers during training camp before being waived and spending his rookie season on Minnesota's practice squad

COLLEGE:

- Played 48 games (39 starts) over four years (2005-08) at the University of Southern Mississippi in Hattiesburg, Miss., opening every contest during his final three seasons at left tackle (30 starts) and left guard (nine starts)
- Earned All-Conference USA honors following his junior and senior seasons as the Golden Eagles posted more than 2,000 rushing yards in both campaigns
- Named to the Conference USA All-Freshman Team in 2004

PERSONAL:

- Received all-district distinction at offensive guard and played in the 2002 New Orleans High School All-Star Game following his senior season at McDonogh 35 High School in New Orleans
- Won district and regional titles in shot put and discus as a prep senior

TEXANS BIOS



RESHARD CLIETT

OUTSIDE LINEBACKER | 6-2 | 222 | SOUTH FLORIDA

Hometown: Thomasville, Ga. | 2nd NFL Season | 2nd with Texans | Age: 24
 Acquired: D6a-'15 | 2015 GP/GS (Playoffs): 0/0 (0/0) | Career GP/GS (Playoffs): 0/0 (0/0)
 Teams: Houston 2015-16

58

TRANSACTIONS:

Selected by Houston Texans with the 35th pick in the sixth round (211th overall) of the 2015 NFL Draft.

2015 (Houston 0/0):

- Missed the season after being placed on Injured Reserve on Sept. 1

COLLEGE:

- Saw action in 42 games in his four-year (2011-14) career, starting 27 games at the University of South Florida in Tampa, Fla. after redshirting the 2010 campaign
- Recorded 139 career tackles (95 solo), nine sacks, one forced fumble and one fumble recovery in his career
- As a team captain in 2014, led USF with a career-best six sacks while also compiling 7.5 tackles for loss and 38 total tackles (30 solo)
- Graduated in December 2014 with a degree in interdisciplinary social sciences
- Invited to compete in the Medal of Honor Bowl and NFLPA Collegiate Bowl
- Finished second on the team in 2013 with 56 tackles and added seven tackles for loss, one sack and three pass breakups
- Awarded the Frank Morsani Leadership Award in 2013
- Posted 40 tackles, two tackles for loss, a sack, three pass break ups and a fumble recovery in 2012
- Appeared in nine games at linebacker and on special teams in 2011, posting five tackles, a sack, 1.5 tackles for loss, a pressure and a pass defended

PERSONAL:

- Had 97 tackles and four interceptions as a senior safety at Thomas County Central High School in Thomasville, Ga.
- Missed all of his junior season due to injury

CAREER STATISTICS

REGULAR SEASON				TACKLES				SACKS		INTERCEPTIONS					FUMBLES				
Year	Team	GP	GS	Tot	Solo	Asst	QBH	TFL	Sk	Yds	Int	Yds	Lg	TD	PD	FF	FR	Yds	TD
2015	HOU			INJURED RESERVE															
Totals		0	0	0	0	0	0	0	0.0	0.0	0	0	0	0	0	0	0	0	0



JADEVEON CLOWNEY

OUTSIDE LINEBACKER | 6-5 | 266 | SOUTH CAROLINA

Hometown: Rock Hill, S.C. | 3rd NFL Season | 3rd with Texans | Age: 23
 Acquired: D1-'14 | 2015 GP/GS (Playoffs): 13/9 (0/0) | Career GP/GS (Playoffs): 17/11 (0/0)
 Teams: Houston 2014-16

90

TRANSACTIONS:

Selected by the Houston Texans with the first overall pick in the 2014 NFL Draft.

2015 (Houston 13/9, 0/0):

- Recorded four tackles (three solo), one forced fumble, and 1.0 tackles for loss vs. Kansas City (9/13)
- Totaled two solo tackles and the first two passes defended of his career at Carolina (9/20)
- Made two tackles (one solo) and had one quarterback hit vs. Tampa Bay (9/27)
- Recorded two tackles (one solo) and one pass defended at Atlanta (10/4)
- Had two solo tackles, one tackle for loss, and one quarterback hit vs. Indianapolis (10/8)
- Inactive in Week 6 at Jacksonville (10/18)
- Recorded the first sack of his career in the second quarter at Miami (10/25) when he brought down Dolphins QB Ryan Tannehill for a 13-yard loss
- Led the team with a career-high eight tackles (seven solo), including two tackles for loss and a sack at Miami (10/25)
- Inactive in Week 10 at Cincinnati (11/1)
- Split a sack with OLB John Simon in the fourth quarter vs. N.Y. Jets (11/22)
- Brought down Bills QB Tyrod Taylor for a sack in the fourth quarter (12/6), bringing his total to 2.5 for the season
- Finished with three solo tackles, including two for loss and 1.0 sack at Buffalo (12/6)
- His two tackles for loss tied a single-game career-high (12/6)
- Totaled a single-game career-high 2.0 sacks to go along with seven tackles (four solo) vs. New England (12/13)
- Recorded a sack in his second straight game when he brought down Patriots QB Tom Brady for a 10-yard loss in the third quarter vs. New England (12/13)
- Sacked Brady for another 10-yard loss in the fourth quarter vs. New England (12/13), increasing his sack total on the year to 4.5
- His tackle total was the second-highest single-game total of his career
- Notched four tackles (one solo), one quarterback hit and one pass defended at Indianapolis (12/20)
- Selected by teammates as the 2015 Ed Block Courage Award winner
- Inactive in Week 17 vs. Jacksonville (1/3/16) and in Wild Card Game vs. Kansas City (1/9/16)

COLLEGE:

- Played three seasons (2011-13) at the University of South Carolina in Columbia, S.C.
- Started 23-of-36 games for the Gamecocks, recording 130 tackles (85 solos) that included 24.0 sacks for minus-148 yards, 47.0 tackles for loss (minus-221 yards) and 20 quarterback pressures
- Recovered one fumble, forced nine others and deflected seven passes
- Finished second in school annals with 47.0 tackles for loss
- Third on the school's all-time list with 24.0 sacks

2015 STATISTICS

REGULAR SEASON				TACKLES					SACKS		INTERCEPTIONS					FUMBLES			
Date	Opp	GP	GS	Tot	Solo	Asst	QBH	TFL	Sk	Yds	Int	Yds	Lg	TD	PD	FF	FR	Yds	TD
9/13	KC	1	0	4	3	1	0	1	0.0	0.0	0	0	0	0	0	1	0	0	0
9/20	at CAR	1	1	2	2	0	0	0	0.0	0.0	0	0	0	0	2	0	0	0	0
9/27	TB	1	1	2	1	1	1	0	0.0	0.0	0	0	0	0	0	0	0	0	0
10/4	at ATL	1	1	2	1	1	0	0	0.0	0.0	0	0	0	0	1	0	0	0	0
10/8	IND	1	1	2	2	0	1	1	0.0	0.0	0	0	0	0	0	0	0	0	0
10/18	at JAX																		
10/25	at MIA	1	1	8	7	1	1	2	1.0	13.0	0	0	0	0	0	0	0	0	0
11/1	TEN	1	1	1	0	1	0	0	0.0	0.0	0	0	0	0	0	0	0	0	0
11/16	at CIN																		
11/22	NYJ	1	0	2	1	1	1	0	0.5	2.5	0	0	0	0	1	0	0	0	0
11/29	NO	1	0	2	1	1	0	0	0.0	0.0	0	0	0	0	0	0	0	0	0
12/6	at BUF	1	0	3	3	0	1	2	1.0	8.0	0	0	0	0	0	0	0	0	0
12/13	NE	1	1	7	4	3	2	2	2.0	20.0	0	0	0	0	0	0	0	0	0
12/20	at IND	1	1	4	1	3	1	0	0.0	0.0	0	0	0	0	1	0	0	0	0
12/27	at TEN	1	1	1	1	0	0	0	0.0	0.0	0	0	0	0	1	0	0	0	0
1/3/16	JAX																		
Totals		13	9	40	27	13	8	8	4.5	43.5	0	0	0	0	6	1	0	0	0

POSTSEASON				TACKLES					SACKS		INTERCEPTIONS					FUMBLES				
Date	Opp	GP	GS	Tot	Solo	Asst	QBH	TFL	Sk	Yds	Int	Yds	Lg	TD	PD	FF	FR	Yds	TD	
1/9/16	KC (WC)																			
Totals		0	0	0	0	0	0	0	0.0	0.0	0	0	0	0	0	0	0	0	0	0

CAREER STATISTICS

REGULAR SEASON				TACKLES					SACKS		INTERCEPTIONS					FUMBLES			
Year	Team	GP	GS	Tot	Solo	Asst	QBH	TFL	Sk	Yds	Int	Yds	Lg	TD	PD	FF	FR	Yds	TD
2014	HOU	4	2	7	5	2	0	3	0.0	0.0	0	0	0	0	0	0	0	0	0
2015	HOU	13	9	40	27	13	8	8	4.5	43.5	0	0	0	0	6	1	0	0	0
Totals		17	11	47	32	15	8	11	4.5	43.5	0	0	0	0	6	1	0	0	0

CAREER GAME HIGHS

Tackles: 8 at MIA, 10/25/15 | **QBH:** 2 vs. NE, 12/13/15 | **TFL:** 2, 3x – last: vs. NE, 12/13/15
Sacks: 2.0 vs. NE, 12/13/15 | **PD:** 2 at CAR, 9/20/15 | **FF:** 1 vs. KC, 9/13/15

- Holds school record with nine forced fumbles
- Two-time All-American (2012, 2013)
- Two-time All-SEC (2012, 2013)
- SEC Freshman of the Year
- Became the third Gamecock to earn first-team All-American honors in two seasons

PERSONAL:

- Attended South Pointe High School in Rock Hill, S.C.
- Started for the Stallions as a freshman at running back and defensive end
- Tallied 162 tackles, 29.5 sacks, 29 tackles for loss, 11 forced fumbles and six fumble recoveries, and scored five touchdowns on defense
- Led his team a 15-0 record and state championship and finished with 17 sacks
- Finished his sophomore season with 144 tackles and 23 sacks
- Named South Carolina's 2010 Mr. Football
- Played in the Shrine Bowl of the Carolinas
- Notched seven tackles and 1.5 sacks in the Under Armour All-America Game
- Named the consensus best player in the nation and named USA Today's National Defensive Player of the Year
- Lettered for the school's basketball team
- Majored in African-American studies

TEXANS BIOS



CHRISTIAN COVINGTON

NOSE TACKLE | 6-2 | 289 | RICE

Hometown: Vancouver, B.C., Canada | 2nd NFL Season | 2nd with Texans | Age: 22
 Acquired: D6b-'15 | 2015 GP/GS (Playoffs): 15/0 (1/0) | Career GP/GS (Playoffs): 15/0 (1/0)
 Teams: Houston 2015-16

95

TRANSACTIONS:

Selected by the Houston Texans with the 40th pick in the sixth round (216th overall) of the 2015 NFL Draft.

2015 (Houston 15/0, 1/0):

- Made his NFL debut Week 1 vs. Kansas City (9/13) and played Week 2 at Carolina (9/20)
- Recorded his first career NFL tackle vs. Tampa Bay (9/27)
- Made a tackle for loss vs. Indianapolis (10/8)
- Tallied his first career quarterback hit at Jacksonville (10/18)
- Registered his first career sack when he brought down Bengals QB Andy Dalton for a 6-yard loss in the third quarter at Cincinnati (11/16)
- Inactive in Week 15 at Indianapolis (12/20)

COLLEGE:

- Played three seasons (2012-14) at Rice University in Houston after redshirting the 2011 campaign
- Chose to enter NFL Draft after an injury-shortened 2014 campaign
- First Rice interior defensive lineman drafted since Cornelius Walker in 1976 (Kansas City, 3rd round, 59th overall selection)
- Saw his 2014 season come to an end after an injury at FIU resulted in knee surgery
- First-team All-C-USA pick by league coaches as well as Dave Campbell's Texas Football's All-Texas College second team in 2013
- Led team with career-high 11.5 tackles for loss among his 59 stops, including four sacks in 2013
- Named to USA Today's All-Bowl team for his efforts vs. Air Force in the Armed Forces Bowl in 2012
- Completed the 2012 season with 20 quarterback hurries, 43 tackles (25 solo), eight tackles for loss, five sacks, forced one fumble and one pass breakup
- Led C-USA freshmen and was tied for second nationally among first year players with five sacks in 2012
- Redshirted in 2011

PERSONAL:

- Attended Vancouver (B.C., Canada) College Prep
- Provincial Defensive MVP while leading the Fighting Irish to the Provincial Championship and ranked as the top defensive lineman in Canada
- Credited with 83 tackles, including 15 sacks as a senior
- Had 276 tackles and 38 sacks in his career
- Credited with four tackles in the 2010 National Underclassmen Combine All-World Gridiron Classic in Charleston, S.C.
- Father, Grover Covington, is the CFL all-time leader in career sacks with 157.0 and was inducted into the Canadian Football Hall of Fame in 2000

2015 STATISTICS

REGULAR SEASON				TACKLES					SACKS		INTERCEPTIONS					FUMBLES				
Date	Opp	GP	GS	Tot	Solo	Asst	QBH	TFL	Sk	Yds	Int	Yds	Lg	TD	PD	FF	FR	Yds	TD	
9/13	KC	1	0	0	0	0	0	0	0.0	0.0	0	0	0	0	0	0	0	0	0	0
9/20	at CAR	1	0	0	0	0	0	0	0.0	0.0	0	0	0	0	0	0	0	0	0	0
9/27	TB	1	0	1	1	0	0	1	0.0	0.0	0	0	0	0	0	0	0	0	0	0
10/4	at ATL	1	0	1	0	1	0	0	0.0	0.0	0	0	0	0	0	0	0	0	0	0
10/8	IND	1	0	1	1	0	0	1	0.0	0.0	0	0	0	0	0	0	0	0	0	0
10/18	at JAX	1	0	0	0	0	1	0	0.0	0.0	0	0	0	0	0	0	0	0	0	0
10/25	at MIA	1	0	1	0	1	0	0	0.0	0.0	0	0	0	0	0	0	0	0	0	0
11/1	TEN	1	0	0	0	0	0	0	0.0	0.0	0	0	0	0	0	0	0	0	0	0
11/16	at CIN	1	0	2	2	0	1	1	1.0	6.0	0	0	0	0	0	0	0	0	0	0
11/22	NYJ	1	0	0	0	0	0	0	0.0	0.0	0	0	0	0	0	0	0	0	0	0
11/29	NO	1	0	0	0	0	0	0	0.0	0.0	0	0	0	0	0	0	0	0	0	0
12/6	at BUF	1	0	0	0	0	0	0	0.0	0.0	0	0	0	0	0	0	0	0	0	0
12/13	NE	1	0	1	0	1	0	0	0.0	0.0	0	0	0	0	0	0	0	0	0	0
12/20	at IND																			
12/27	at TEN	1	0	0	0	0	1	0	0.0	0.0	0	0	0	0	0	0	0	0	0	0
1/3/16	JAX	1	0	1	1	0	1	1	1.0	18.0	0	0	0	0	0	0	0	0	0	0
Totals		15	0	8	5	3	4	4	2.0	24.0	0	0	0	0	0	0	0	0	0	0
POSTSEASON				TACKLES					SACKS		INTERCEPTIONS					FUMBLES				
Date	Opp	GP	GS	Tot	Solo	Asst	QBH	TFL	Sk	Yds	Int	Yds	Lg	TD	PD	FF	FR	Yds	TD	
1/9/16	KC (WC)	1	0	2	0	2	0	0	0.0	0.0	0	0	0	0	0	0	0	0	0	0
Totals		1	0	2	0	2	0	0	0.0	0.0	0	0	0	0	0	0	0	0	0	0

CAREER STATISTICS

REGULAR SEASON				TACKLES					SACKS		INTERCEPTIONS					FUMBLES				
Year	Team	GP	GS	Tot	Solo	Asst	QBH	TFL	Sk	Yds	Int	Yds	Lg	TD	PD	FF	FR	Yds	TD	
2015	HOU	15	0	8	5	3	4	4	2.0	24.0	0	0	0	0	0	0	0	0	0	0
Totals		15	0	8	5	3	4	4	2.0	24.0	0	0	0	0	0	0	0	0	0	0
POSTSEASON				TACKLES					SACKS		INTERCEPTIONS					FUMBLES				
Year	Team	GP	GS	Tot	Solo	Asst	QBH	TFL	Sk	Yds	Int	Yds	Lg	TD	PD	FF	FR	Yds	TD	
2015	HOU	1	0	2	0	2	0	0	0.0	0.0	0	0	0	0	0	0	0	0	0	0
Totals		1	0	2	0	2	0	0	0.0	0.0	0	0	0	0	0	0	0	0	0	0



BRIAN CUSHING

INSIDE LINEBACKER | 6-3 | 249 | SOUTHERN CALIFORNIA

Hometown: Park Ridge, N.J. | 8th NFL Season | 8th with Texans | Age: 29
 Acquired: D1-'09 | 2015 GP/GS (Playoffs): 16/16 (1/1) | Career GP/GS (Playoffs): 86/86 (3/3)
 Teams: Houston 2009-16

56

TRANSACTIONS:

Selected by the Houston Texans with the 15th pick in the first round (15th overall) of the 2009 NFL Draft...Re-signed with the Texans on Sept. 3, 2013.

HONORS:

- Associated Press All-Pro Second Team (2009, 2011)
- Associated Press Defensive Rookie of the Year (2009)
- Pro Bowl Selection (2010)
- Pro Football Weekly/PFWA All-AFC Team (2011)
- Houston Texans Team Most Valuable Player (2011)
- Ed Block Courage Award Winner (2013)
- Houston Texans Team Rookie of the Year (2009)
- AFC Defensive Player of the Week (Week 6, 2009; Week 8, 2009)
- NFL Defensive Rookie of the Month (November, 2009; December, 2009)
- Pro Football Weekly/PFWA Defensive Rookie of the Year (2009)
- Pro Football Weekly/PFWA All-Rookie Team (2009)
- GMC Never Say Never Moment of the Week for Week 1 fourth-quarter interception return for a touchdown at San Diego (2013)
- Named NFLPA's Community Most Valuable Player of the Week for his positive impact in the local community (Week 14, 2015)

CAREER:

- Led the team in tackles in 2009 and 2011, and has 583 tackles in his career
- His 133 tackles in 2009 finished tied for second most in the AFC, trailing only Ray Lewis' 134 tackles
- Ranks ninth in team history with 12.0 career sacks
- Has eight career interceptions, 29 passes defensed, nine forced fumbles and one safety
- Has 17 career double-digit tackle games

2015 (Houston 16/16, 1/1):

- Led the team with 10 tackles (six solo) vs. Kansas City (9/13)
- Tied for second on the team with seven tackles (four solo) and added one pass defensed at Carolina (9/20)
- Deflected a pass on third down of Carolina's opening drive to force a punt (9/20)
- Made four tackles (three solo) vs. Tampa Bay (9/27)
- Led the team with 11 tackles (seven solo), including one for a loss, at Atlanta (10/4)
- Led the team with eight tackles in the game vs. Indianapolis (10/8)
- Led the team with 12 tackles (nine solo) at Jacksonville (10/18)
- Posted his fourth double-digit tackle game of the season and 17th of his career vs. Tennessee (11/1)
- Led the team with 13 tackles (six solo) and added one pass defensed vs. Tennessee (11/1)
- Tied for third on the team with five tackles (four solo), including one for loss, vs. N.Y. Jets (11/22)
- Tied for the team lead with nine tackles (six solo), including two tackles for loss, vs. New England (12/13)
- His tackles for loss total marked a single-game season-high (12/13)
- Tied for the team lead with seven tackles at Indianapolis (12/20)

2015 STATISTICS

REGULAR SEASON				TACKLES					SACKS		INTERCEPTIONS					FUMBLES			
Date	Opp	GP	GS	Tot	Solo	Asst	QBH	TFL	Sk	Yds	Int	Yds	Lg	TD	PD	FF	FR	Yds	TD
9/13	KC	1	1	10	6	4	0	0	0.0	0.0	0	0	0	0	0	0	0	0	0
9/20	at CAR	1	1	7	4	3	0	0	0.0	0.0	0	0	0	0	1	0	0	0	0
9/27	TB	1	1	4	3	1	0	0	0.0	0.0	0	0	0	0	0	0	0	0	0
10/4	at ATL	1	1	11	7	4	0	1	0.0	0.0	0	0	0	0	0	0	0	0	0
10/8	IND	1	1	8	0	8	0	0	0.0	0.0	0	0	0	0	0	0	0	0	0
10/18	at JAX	1	1	12	9	3	0	0	0.0	0.0	0	0	0	0	0	0	0	0	0
10/25	at MIA	1	1	4	3	1	0	0	0.0	0.0	0	0	0	0	0	0	0	0	0
11/1	TEN	1	1	13	6	7	1	0	0.0	0.0	0	0	0	0	1	0	0	0	0
11/16	at CIN	1	1	7	5	2	0	0	0.0	0.0	0	0	0	0	0	0	0	0	0
11/22	NYJ	1	1	5	4	1	0	1	0.0	0.0	0	0	0	0	0	0	0	0	0
11/29	NO	1	1	3	2	1	0	0	0.0	0.0	0	0	0	0	0	0	0	0	0
12/6	at BUF	1	1	3	3	0	1	0	0.0	0.0	0	0	0	0	0	0	0	0	0
12/13	NE	1	1	9	6	3	0	2	0.0	0.0	0	0	0	0	0	0	0	0	0
12/20	at IND	1	1	7	1	6	0	0	0.0	0.0	0	0	0	0	0	0	0	0	0
12/27	at TEN	1	1	1	1	0	0	0	0.0	0.0	0	0	0	0	0	0	0	0	0
1/3/16	JAX	1	1	6	3	3	0	0	0.0	0.0	0	0	0	0	1	1	0	0	0
Totals		16	16	110	63	47	2	4	0.0	0.0	0	0	0	0	3	1	0	0	0
POSTSEASON				TACKLES					SACKS		INTERCEPTIONS					FUMBLES			
Date	Opp	GP	GS	Tot	Solo	Asst	QBH	TFL	Sk	Yds	Int	Yds	Lg	TD	PD	FF	FR	Yds	TD
1/9/16	KC (WC)	1	1	13	9	4	0	0	0.0	0.0	1	0	0	0	1	0	0	0	0
Totals		1	1	13	9	4	0	0	0.0	0.0	1	0	0	0	1	0	0	0	0

CAREER STATISTICS

REGULAR SEASON				TACKLES					SACKS		INTERCEPTIONS					FUMBLES			
Year	Team	GP	GS	Tot	Solo	Asst	QBH	TFL	Sk	Yds	Int	Yds	Lg	TD	PD	FF	FR	Yds	TD
2009	HOU	16	16	133	86	47	12	12	4	30.5	4.0	26	20	0	10	2	0	0	0
2010	HOU	12	12	76	53	23	11	8	1.5	12.0	0.0	0	0	0	4	1	0	0	0
2011	HOU	16	16	114	76	38	13	8	4	21.0	2.0	5	5	0	5	2	0	0	0
2012	HOU	5	5	30	23	7	2	0	0	0.0	1.0	1	1	0	2	1	0	0	0
2013	HOU	7	7	48	36	12	4	6	1.5	4.5	1.0	18	18	1	3	1	0	0	0
2014	HOU	14	14	72	41	31	9	1	1	8.0	0.0	0	0	0	2	1	0	0	0
2015	HOU	16	16	110	63	47	2	4	0	0.0	0.0	0	0	0	3	1	0	0	0
Totals		86	86	583	378	205	53	39	12	76.0	8.0	50	20	1	29	9	0	0	0
POSTSEASON				TACKLES					SACKS		INTERCEPTIONS					FUMBLES			
Year	Team	GP	GS	Tot	Solo	Asst	QBH	TFL	Sk	Yds	Int	Yds	Lg	TD	PD	FF	FR	Yds	TD
2011	HOU	2	2	19	10	9	0	1	0.0	0.0	0	0	0	0	1	0	0	0	0
2015	HOU	1	1	13	9	4	0	0	0.0	0.0	1	0	0	0	1	0	0	0	0
Totals		3	3	32	19	13	0	1	0.0	0.0	1	0	0	0	2	0	0	0	0

ADDITIONAL STATISTICS

Safeties (1): vs. Oakland, 10/4/09 | **Touchdowns (1):** at San Diego (18-yard INT return)

CAREER GAME HIGHS

Tackles: 17 at NYG, 9/21/14 | **QBH:** 3, 3x – last: vs. BAL, 12/13/10 | **TFL:** 4 vs. TEN, 11/28/10
Sacks: 1.5, 2x – last: vs. TEN, 9/15/13 | **INT:** 1, 8x – last: at SD, 9/9/13 | **PD:** 2, 4x – last: at SD, 9/9/13 | **FF:** 2, 2x – last: at IND, 12/22/11

- Recorded the second-most tackles (six) on the team, to go along with a forced fumble and a pass defensed vs. Jacksonville (1/3/16)
- Forced a fumble on Jaguars RB Denard Robinson vs. Jacksonville (1/3/16), his first of the season and ninth of his career. DE J.J. Watt recovered the ball on the play
- Deflected a pass in the first quarter vs. Jacksonville (1/3/16), his third of the season and 29th of his career
- Finished the regular season with 110 total tackles (63 solo), his highest single-season total since 2011
- Tied DeMeco Ryans (86) for the 12th-most regular season games played in Texans history
- Set a franchise single-game postseason record and led the team with 13 tackles, including nine solo stops, in Wild Card Game vs. Kansas City (1/9/16)
- Intercepted his first career pass in the postseason when he picked off Chiefs QB Alex Smith in the first quarter. Became the fourth player in team history to record an interception in the

BRIAN CUSHING

playoffs (1/9/16)

- Passed Brooks Reed (19), Danieal Manning (23) and J.J. Watt (24) for the most career tackles (32) in Texans postseason history

2014 (Houston 14/14):

- Played in 14 games and finished with 72 tackles, nine quarterback hits, two passes defended, a forced fumble and 1.0 sacks
- Made five tackles and had a quarterback hit vs. Washington (9/7) in Week 1
- Was second on the team with six tackles in Week 2 at Oakland (9/14)
- Officially tied a franchise record with 17 total tackles at the N.Y. Giants (9/21) in Week 3
- Made a team-high nine tackles (eight solo) and a pass defended vs. Buffalo (9/28)
- Sacked Cowboys QB Tony Romo for 8 yards and registered nine tackles, a quarterback hit and a tackle for loss at Dallas (10/5) in Week 5
- Made four tackles vs. Indianapolis (10/9) in Week 6
- Inactive in Weeks 8-9
- Caused a fumble in the second quarter that was recovered by DE J.J. Watt and added six tackles, two quarterback hits and a pass defended at Cleveland (11/16) in Week 11
- Had eight tackles vs. Cincinnati (11/23) in Week 12
- Recorded four tackles and a pair of quarterback hits at Jacksonville (12/7) in Week 14

2013 (Houston 7/7):

- Led the team with 65 tackles and had 1.5 sacks and an interception before suffering a season-ending knee injury at Kansas City in Week 7
- Led the team with 11 tackles (five solo) and recorded an interception, which was returned 18 yards for a game-tying touchdown in the fourth quarter at San Diego (9/9)
- Tied career highs with 13 tackles (11 solo) and 1.5 sacks vs. Tennessee (9/15)
- Tied for a team-high with 10 tackles (seven solo) at Baltimore (9/22)
- Recorded 10 tackles (seven solo) and a forced fumble vs. Seattle (9/29)
- Recorded eight tackles (five solo) at San Francisco (10/6)
- Recorded eight tackles (four solo) vs. St. Louis (10/13)
- Recorded five solo tackles and a pass defended before suffering a leg injury in the third quarter at Kansas City (10/20)

2012 (Houston 5/5):

- Started five games and led the team in tackles before suffering a season-ending knee injury
- Named a team captain for the second consecutive season
- Finished the season with 43 tackles (27 solo), one interception, two passes defended and one forced fumble
- Led the defense with nine tackles (six solo) while also intercepting a pass and forcing a fumble in the season opener vs. Miami (9/9)
- Named one of the Defensive Players of the Game after recording nine tackles (three solo) at Jacksonville (9/16)
- Made seven tackles (three solo) and broke up a pass at Denver (9/23)
- Set a career-high with 13 tackles (9 solo) vs. Tennessee (9/30)
- Had five tackles (three solo) at the N.Y. Jets (10/8) before leaving the game with a knee injury
- Started at Indianapolis (12/14) in Week 15

2011 (Houston 16/16, 2/2):

- Second-Team Associated Press All-Pro selection and finished the season with a team-best 114 tackles (77 solo), 4.0 sacks, two interceptions and two forced fumbles
- Elected a team captain by his teammates in the second half of the season
- Started and led all Texans defenders with seven tackles (four solo) and one quarterback pressure in the season opener vs. Indianapolis (9/11)
- Led the team with 10 tackles (seven solo) at Miami (9/18), his eighth double-digit tackle game
- Tied for the team lead with six tackles (two solo) vs. Pittsburgh (10/2)
- Recorded his first sack of the season and finished tied for the team lead in tackles with eight (seven solo) vs. Oakland (10/9)
- Led the defense with six tackles (five solo) and had a pass defended at Tennessee (10/23)
- Named the Defensive Player of the Game for the Texans after leading the team with seven tackles and recording an interception vs. Jacksonville (10/30)
- Led the defense with seven tackles (four solo) and sacked Browns QB Colt McCoy for a 5-yard loss vs. Cleveland (11/6)
- Led the defense with eight solo tackles, one sack and an interception at Tampa Bay (11/13)
- Tied for the team lead in tackles with six (five solo) while also adding two hits on the quarterback vs. Atlanta (12/4)
- Recorded his ninth career double-digit tackle game with 12 tackles (nine solo), including one for a loss vs. Carolina (12/18)
- Led the team in tackles for the 10th time in 2011 while also forcing two fumbles, including a sack-fumble on the first defensive play of the game at Indianapolis (12/22)
- Led the team with 19 postseason tackles
- Started in his postseason debut and registered a team-leading eight tackles, including five solos and one for loss in AFC Wild Card Playoff vs. Cincinnati (1/7/12)
- Recorded 11 tackles (five solo) and one pass defended in AFC Divisional Playoff at Baltimore (1/15/12)

2010 (Houston 12/12):

- Started the final 12 games of the regular season and totaled 76 tackles (49 solo), 1.5 sacks and one forced fumble
- Made season debut vs. the N.Y. Giants (10/10) and had nine tackles (four solo) and one pass defended
- Made eight tackles (seven solo) including one quarterback hit vs. Kansas City (10/17)
- Returned to strongside linebacker and recorded nine solo tackles and one quarterback hit at Jacksonville (11/14)
- Made four solo tackles and forced a fumble at the N.Y. Jets (11/21)
- Led the defense with seven tackles (three solo) including four for a loss to go along with two passes defended vs. Tennessee (11/28)
- Recorded 1.5 sacks for 12 yards lost and 10 tackles (six solo) including three for a loss vs. Baltimore (12/13)
- Made five tackles (four solo) including two quarterback hits vs. Jacksonville (1/2/11)

2009 (Houston 16/16):

- Started all 16 games as a rookie and was named Associated Press Defensive Rookie of the Year
- Voted into the 2010 Pro Bowl but was unable to play due to injury
- Made professional debut for the Texans, starting at linebacker vs. the N.Y. Jets (9/13), and tied for the team-high with eight tackles (five solo)
- Became the first Texans rookie to lead his team in tackles in his first three career games vs. Jacksonville (9/27), where he registered eight tackles (six solo), one tackle for loss, and two pass defended
- Wrapped up RB Justin Fargas in the end zone for the Texans first safety since Dec. 15, 2002 vs. Oakland (10/4)
- Made nine tackles (six solo), two passes defended, two forced fumbles and intercepted a pass from Bengals QB Carson Palmer late in the fourth quarter to clinch the victory at Cincinnati (10/18)
- Named the AFC Defensive Player of the Week (10/21) for his performance at Cincinnati
- Led the Texans in tackles for the sixth time in eight games with 10 (three solo) as well as having one sack, one pass defended and one interception at Buffalo (11/1)
- Set a career high with 12 tackles (10 solo), one pass defended, one tackle for a loss and one quarterback hit at Indianapolis (11/8)
- Defensive leader in tackles for the ninth time, compiling 11 tackles (seven solo) vs. Indianapolis (11/29), where he picked off Colts QB Peyton Manning for his third interception of the season
- Named NFL Rookie of the Month in November after totaling 43 tackles, two interceptions and a sack
- Recorded one sack for a loss of 13 yards, three quarterback hits and 10 tackles (six solo) including three for a loss vs. Seattle (12/13)
- Made seven tackles (three solo) with two hits on Rams QB Keith Null, including a half-sack for a loss of five yards at St. Louis (12/20)
- Made nine solo tackles at Miami (12/27), intercepted one pass, deflected a pass and had a sack for the third straight week

COLLEGE:

- Played four seasons (2005-08) at the University of Southern California in Los Angeles
- Started 38-of-44 games he played in with the Trojans, including 13 at right defensive end and 25 at strongside outside linebacker
- Finished his career with 178 tackles (101 solo) that included 8.5 quarterback sacks for minus 57 yards, 27.0 stops for losses totaling 106 yards and two pressures
- Intercepted one pass, deflected 12 others and blocked two punts
- Consensus All-American as a senior, earning first-team accolades from Sports Illustrated and second-team honors from The Sporting News and Associated Press, and a consensus first-team All-Pac 10 choice
- Finalist for the Butkus Award, semifinalist for the Lombardi Award and quarterfinalist for the Lott Trophy
- Honorable mention All-Pac 10 selection in 2007 and second-team all-conference pick in 2006
- Started the last four games in 2005, including the national title game

PERSONAL:

- Attended Bergen Catholic High School in Oradell, N.J.
- Earned Parade, USA Today, Prep Football Report, Scout.com, Super Prep, EA Sports and Prep Star All-American honors as a senior
- Recorded 120 tackles, 11 stops for loss, 10.0 sacks and seven interceptions as a linebacker in 2004
- Played running back and tight end and gained 475 rushing yards with 10 touchdowns and caught 13 passes for 456 yards (35.1 avg) with seven scores
- Took part in the NFL USO Tour in 2016

BRIAN CUSHING

TEXANS BIOS



QUINTIN DEMPS

SAFETY | 5-11 | 208 | TEXAS-EL PASO

Hometown: San Antonio, Texas | 9th NFL Season | 5th with Texans | Age: 30
 Acquired: FA-'15 | 2015 GP/GS (Playoffs): 14/13 (1/1) | Career GP/GS (Playoffs): 94/28 (9/3)
 Teams: Philadelphia 2008-09; Kansas City 2013; N.Y. Giants 2014; Houston 2010-12, 2015-16

27

TRANSACTIONS:

Selected by the Philadelphia Eagles with the 18th pick in the fourth round (117th overall) of the 2008 NFL Draft...Waived by the Eagles on Sept. 4, 2010...Signed by the Houston Texans on Dec. 7, 2010...Waived by the Texans on Sept. 3, 2011...Re-signed by the Texans on Oct. 25, 2011...Re-signed with the Texans on April 5, 2012...Signed by the Kansas City Chiefs on May 22, 2013...Signed by the New York Giants on March 16, 2014...Signed by the Texans on August 19, 2015...Re-signed with the Texans on April 7, 2016.

CAREER:

- Has 12 career interceptions and nine since 2013, which ranks tied for the ninth most interceptions by a safety during that span
- Played for the Texans from 2010-12 before joining Kansas City (2013) and the N.Y. Giants (2014)
- Has played in nine postseason games with three starts

2015 (Houston 14/13, 1/1):

- Started at safety vs. Kansas City (9/13) and made five tackles (four solo)
- Led the team with eight tackles (two solo) and a half-sack, his first sack since his rookie year with Philadelphia in 2008, at Carolina (9/20)
- Picked off Buccaneers QB Jameis Winston in the third quarter, his first interception of the year and 12th of his career vs. Tampa Bay (9/27)
- He now has nine interceptions since 2013, which is tied for the ninth-most in the NFL by a safety during that span
- Returned two kickoffs for 46 yards (23.0 avg.) vs. Tampa Bay (9/27)
- Inactive in Weeks 5-6
- Tied for third on the team with six tackles (two solo) and added a forced fumble and fumble recovery at Cincinnati (11/16)
- Forced and recovered a fumble on Bengals WR A.J. Green on Cincinnati's final offensive play of the game in the fourth quarter to seal the win for the Texans (11/16)
- Finished second on the team with six tackles (four solo), two passes defended and one tackle for loss vs. N.Y. Jets (11/22)
- His passes defended total marked a season-high, while the tackle for loss was his first of the year (11/22)
- Tied for second on the team with five tackles (three solo) and one pass defended vs. New Orleans (11/29)
- Notched his second straight game with at least one pass defended vs. New Orleans (11/29)
- Tied for third on the team with eight tackles (four solo), which tied a single-game season-high vs. New England (12/13)
- Recorded five tackles (two solo) at Indianapolis (12/20) and topped 200 total tackles for his career
- Scored his first career defensive touchdown after recovering a fumble by Titans RB Antonio Andrews in the first quarter at Tennessee (12/27). CB Kareem Jackson forced the fumble

2015 STATISTICS

REGULAR SEASON				TACKLES					SACKS		INTERCEPTIONS					FUMBLES			
Date	Opp	GP	GS	Tot	Solo	Asst	QBH	TFL	Sk	Yds	Int	Yds	Lg	TD	PD	FF	FR	Yds	TD
9/13	KC	1	1	5	4	1	0	0	0.0	0.0	0	0	0	0	0	0	0	0	0
9/20	at CAR	1	1	8	2	6	1	0	0.5	6.5	0	0	0	0	0	0	0	0	0
9/27	TB	1	1	4	4	0	0	0	0.0	0.0	1	0	0	0	1	0	0	0	0
10/4	at ATL	1	1	2	1	1	0	0	0.0	0.0	0	0	0	0	0	0	0	0	0
10/8	IND																		
10/18	at JAX																		
10/25	at MIA	1	0	0	0	0	0	0	0.0	0.0	0	0	0	0	0	0	0	0	0
11/1	TEN	1	1	3	1	2	0	0	0.0	0.0	0	0	0	0	1	0	0	0	0
11/16	at CIN	1	1	6	2	4	0	0	0.0	0.0	0	0	0	0	0	1	1	0	0
11/22	NYJ	1	1	6	4	2	0	1	0.0	0.0	0	0	0	0	2	0	0	0	0
11/29	NO	1	1	5	3	2	0	0	0.0	0.0	0	0	0	0	1	0	0	0	0
12/6	at BUF	1	1	3	2	1	0	0	0.0	0.0	0	0	0	0	0	0	0	0	0
12/13	NE	1	1	6	3	3	0	0	0.0	0.0	0	0	0	0	0	0	0	0	0
12/20	at IND	1	1	5	2	3	0	0	0.0	0.0	0	0	0	0	0	0	0	0	0
12/27	at TEN	1	1	4	4	0	0	0	0.0	0.0	0	0	0	0	0	0	1	33	1
1/3/16	JAX	1	1	4	3	1	0	0	0.0	0.0	0	0	0	0	1	0	0	0	0
Totals		14	13	61	35	26	1	1	0.5	6.5	1	0	0	0	6	1	2	33	1

POSTSEASON

Date	Opp	GP	GS	Tot	Solo	Asst	QBH	TFL	Sk	Yds	Int	Yds	Lg	TD	PD	FF	FR	Yds	TD
1/9/16	KC (WC)	1	1	5	3	2	0	0	0.0	0.0	0	0	0	0	0	0	0	0	0
Totals		1	1	5	3	2	0	0	0.0	0.0	0	0	0	0	0	0	0	0	0

ADDITIONAL REGULAR SEASON STATISTICS

Return Stats: Returned two kicks for 46 yards (23.0 avg.) and a long of 23 yards vs. Tampa Bay (9/27)

CAREER STATISTICS

REGULAR SEASON				TACKLES					SACKS		INTERCEPTIONS					FUMBLES			
Year	Team	GP	GS	Tot	Solo	Asst	QBH	TFL	Sk	Yds	Int	Yds	Lg	TD	PD	FF	FR	Yds	TD
2008	PHI	16	0	5	5	0	1	1	1.0	9.0	0	0	0	0	1	1	0	0	0
2009	PHI	9	0	7	7	0	0	0	0.0	0.0	1	12	12	0	3	0	0	0	0
2010	HOU	2	0	0	0	0	0	0	0.0	0.0	0	0	0	0	0	0	0	0	0
2011	HOU	9	0	22	18	4	1	0	0.0	0.0	2	47	42	0	4	0	0	0	0
2012	HOU	12	0	27	21	6	0	2	0.0	0.0	0	0	0	0	5	0	1	0	0
2013	KC	16	6	32	22	10	0	0	0.0	0.0	4	61	35	0	9	0	0	0	0
2014	NYG	16	9	54	38	16	0	1	0.0	0.0	4	19	10	0	7	1	0	0	0
2015	HOU	14	13	61	35	26	1	1	0.5	6.5	1	0	0	0	6	1	2	33	1
Totals		94	28	208	146	62	3	5	1.5	15.5	12	139	42	0	35	3	3	33	1

ADDITIONAL POSTSEASON STATISTICS

Kick Return Stats: Returned seven kicks for 155 yards (22.1 avg.) with a long of 46 with Philadelphia in 2008; Returned seven kicks for 187 yards (26.7 avg.) and a long of 34 with Kansas City in 2013. **Totals:** 14 kick returns for 342 yards (24.4 avg.)

CAREER GAME HIGHS

Tackles: 10 at PHI, 10/12/14 | **TFL:** 1, 5x – last: vs. NYJ, 11/22/15 | **Sacks:** 1 vs. CLE, 12/15/08
INT: 1, 12x – last: vs. TB, 9/27/15 | **PD:** 2, 4x – last: vs. NYJ, 11/22/15 | **FF:** 1, 3x – last: at CIN, 11/16/15 | **FR:** 1, 3x – last: at TEN, 12/27/15

- on the play
- Set a single-season career-high in tackles, surpassing his previous high of 54 in 2014 with the N.Y. Giants
- Finished third on the team with four solo tackles, to go along with a fumble recovery, at Tennessee (12/27)

QUINTIN DEMPS

2014 (N.Y. Giants, 16/9):

- Played in all 16 games for the second consecutive season and made nine starts
- Finished with 54 tackles (38 solo), seven passes defended, one tackle for loss, one forced fumble and four interceptions
- Averaged 21.3 yards per kickoff return
- Recorded an interception at Washington (9/25), vs. Atlanta (10/5), at Seattle (11/9), and at Tennessee (12/07)
- Made 10 tackles (9 solo) at Philadelphia (10/12)

2013 (Kansas City 16/0):

- Played in all 16 games for the first time since his rookie season and made the first six starts of his career
- He finished with 32 tackles (22 solo) and career-high totals of four interceptions (which led the Chiefs) and 10 passes defended. Also had three special teams tackles
- Third in the NFL with a 30.1-yard kickoff return average on 33 runbacks, including one touchdown
- Tied a franchise postseason record with seven kickoff returns and set the second-best mark in franchise playoff history with 187 kickoff return yards in an AFC Wild Card Game at Indianapolis (1/4)

2012 (Houston 4/0):

- Played in 12 games for Houston and contributed 27 tackles (21 solo) and five passes defended
- Also played in two postseason games

2011 (Houston 4/0):

- Played in nine regular season games and in two postseason games with one start
- Recorded 22 tackles (18 solo), two interceptions and four passes defended
- Returned five kickoffs for 169 yards, with a long runback of 50 yards
- Posted two tackles and intercepted a Colt McCoy pass that he returned 42 yards to set up a field goal vs. Cleveland (11/6)
- Had four tackles (three solo) and an interception of Josh Freeman pass at Tampa Bay (11/13)
- Recorded three tackles (two solo) at Jacksonville (11/27)
- Tallied four solo tackles vs. Atlanta (12/4)
- Led the Texans defense with six solo tackles vs. Tennessee (1/1)
- Started and had one solo tackle in AFC Wild Card Playoff vs. Cincinnati (1/7)
- Posted two solo tackles in the AFC Divisional Playoff at Baltimore (1/15)

2010 (Houston, 16/9):

- Played in two games for Houston
- Inactive vs. Baltimore (12/13) and at Tennessee (12/19)
- Saw action on special teams at Denver (12/26) and vs. Jacksonville (1/2)

2009 (Philadelphia 16/0):

- Played in nine games for Philadelphia and recorded seven solo tackles, three passes defended and his first career interception off Giants QB Eli Manning vs. the N.Y. Giants (11/1), which he returned 12 yards
- Returned six kickoffs for 155 yards, with a long of 48

2008 (Philadelphia 4/0):

- As a rookie in 2008, played in all 16 games and in three postseason games with one start
- Finished with five solo tackles, including a sack, and a pass defended
- Returned 52 kickoffs for 1,314 yards (25.3-yard avg.), including a 100-yard touchdown at Baltimore (11/23) that was the Eagles' only score in a 36-7 loss
- Recorded his first career sack, a 9-yard takedown of Browns QB Ken Dorsey vs. Cleveland (12/15)
- In the playoffs, had seven tackles (four solo) and seven kickoff returns for 155 yards (22.1-yard avg.) with a long of 46

COLLEGE:


- Recorded 17 career interceptions over his four seasons (2004-07) at the University of Texas at El Paso to rank second in both Conference USA and school history
- Became the first player in school and conference history to have two 100-yard interception returns in both a season and a career (at Central Florida and at New Mexico State in 2007)
- Also left UTEP as the school's record-holder with 404 interception return yards, becoming the seventh player in NCAA history to top the 400-yard mark in that category
- As a senior in 2007, he earned third-team All-America honors as he set school and league records by posting 220 return yards and five interceptions (including two touchdowns)
- Also averaged 13.3 yards on 15 punt returns and 22.4 yards on 22 kickoff returns

PERSONAL:

- Starred at Theodore Roosevelt High School in San Antonio, Texas, where he earned unanimous all-district 26-5A, All-Greater San Antonio and honorable mention all-state honors as a senior

- Also lettered in basketball and track

TEXANS BIOS



ANTHONY DENHAM

TIGHT END | 6-4 | 235 | UTAH

Hometown: Monterey Park, Calif. | 2nd NFL Season | 2nd with Texans | Age: 24
 Acquired: CFA-'14 | 2015 GP/GS (Playoffs): 0/0 (0/0) | Career GP/GS (Playoffs): 4/0 (0/0)
 Teams: Houston 2014-16

81

TRANSACTIONS:

Signed by Houston Texans as a college free agent on May 16, 2014...Waived by the Texans on Aug. 30, 2014...Signed to the Texans practice squad on Sept. 1, 2014...Signed to the Texans active roster on Dec. 3, 2014.

2015 (Houston 0/0, 0/0):

- Missed the entire regular season after being placed on Injured Reserve on Sept. 1

2014 (Houston 4/0):

- Played the final four games of the season
- Made a special teams tackle in his NFL debut at Jacksonville (12/7) in Week 14
- Played at Indianapolis (12/14) in Week 15
- Made a special teams tackle vs. Baltimore (12/21) in Week 16
- Played vs. Jacksonville (12/28) in Week 17

COLLEGE:

- Played two seasons (2012-13) at the University of Utah in Salt Lake City after redshirting the 2011 campaign
- Junior college transfer who played in 23 games in two years with the Utes
- Honorable mention Academic All-Pac-12 in 2013
- Totaled 24 receptions for 291 yards and two touchdowns in 2013
- Played in 11 games and hauled in 11 catches for 135 yards in 2012
- Spent two seasons (2009-10) at East Los Angeles College, where he was an all-state and all-conference receiver
- As a freshman in 2009, had 1,189 receiving yards and 16 touchdowns

PERSONAL:

- Graduated in the fall of 2013 with a bachelor's degree in sociology

CAREER STATISTICS

REGULAR SEASON				RECEIVING					RUSHING				
Year	Team	GP	GS	Att	Yds	Avg	Lg	TD	Rec	Yds	Avg	Lg	TD
2014	HOU	4	0	0	0	0.0	0	0	0	0	0.0	0	0
2015	HOU	INJURED RESERVE											
Totals		4	0	0	0	0.0	0	0	0	0	0.0	0	0

ADDITIONAL REGULAR SEASON STATISTICS

Special Teams Tackles: 2014 - 2



AKEEM DENT

INSIDE LINEBACKER | 6-1 | 239 | GEORGIA

Hometown: Atlanta, Ga. | 6th NFL Season | 3rd with Texans | Age: 28
 Acquired: T-'14 (ATL) | 2015 GP/GS (Playoffs): 12/2 (1/0) | Career GP/GS (Playoffs): 74/29 (4/2)
 Teams: Atlanta 2011-13; Houston 2014-16

50

TRANSACTIONS:

Selected by the Atlanta Falcons with the 27th pick in the third round (91st overall) of the 2011 NFL Draft...Traded to the Houston Texans on June 19, 2014...Re-signed with the Texans on March 24, 2015.

HONORS:

- Pro Football Weekly/PFWA All-Rookie Team (2011)

CAREER:

- Made 20 regular season and three postseason starts with Atlanta (2011-13)
- Totaled 109 tackles, 1.5 sacks, three passes defended, four quarterback hits, 10 tackles for loss and a forced fumble in his three seasons with Atlanta
- 46 career special teams tackles

2015 (Houston 12/2, 1/0):

- Played in 12 games (two starts) and registered 10 tackles (seven solo), two quarterback hits, one tackle for loss and eight special teams tackles
- Re-signed with the Texans on March 24
- Started and made four tackles (three solo), plus one special teams tackle vs. Kansas City (9/13)
- Recorded two tackles (one solo), one quarterback hit, and two special teams tackles at Carolina (9/20)
- Inactive for four games

2014 (Houston 15/7):

- Started seven of the 15 games he played in and tallied 27 tackles, 11 special teams tackles, six quarterback hits, two tackles for loss and a sack
- Played on special teams in his Texans debut vs. Washington (9/7)
- Made his fourth special teams tackle of the season at Dallas (10/5)
- Made a pair of special teams tackles at Pittsburgh (10/20)
- Made his first start as a Texan and recorded four tackles and a quarterback hit at Tennessee (10/26)
- Set a season high with five tackles vs. Philadelphia (11/2) in Week 9
- Matched a season high with five tackles and had a sack, quarterback hit and two tackles for loss at Cleveland (11/16) in Week 11
- Recorded five tackles and a quarterback hit for the third straight game vs. Cincinnati (11/23) in Week 12
- Inactive in Week 13
- Registered three tackles and a pair of special teams tackles at Jacksonville (12/7) in Week 14
- Started and had a tackle, two quarterback hits and a special teams tackle vs. Baltimore (12/21) in Week 16
- Made four tackles vs. Jacksonville (12/28) in Week 17

2013 (Atlanta 15/7):

- Led the Falcons defense and tallied a game-high 12 tackles (five solo) with two tackles for loss at New Orleans (9/8)
- Posted five tackles (four solo) with one pass defended against St. Louis (9/15)

2015 STATISTICS

REGULAR SEASON				TACKLES					SACKS		INTERCEPTIONS					FUMBLES			
Date	Opp	GP	GS	Tot	Solo	Asst	QBH	TFL	Sk	Yds	Int	Yds	Lg	TD	PD	FF	FR	Yds	TD
9/13	KC	1	1	4	3	1	0	0	0.0	0.0	0	0	0	0	0	0	0	0	0
9/20	at CAR	1	1	2	1	1	1	0	0.0	0.0	0	0	0	0	0	0	0	0	0
9/27	TB	1	0	0	0	0	0	0	0.0	0.0	0	0	0	0	0	0	0	0	0
10/4	at ATL																		
10/8	IND																		
10/18	at JAX	1	0	0	0	0	0	0	0.0	0.0	0	0	0	0	0	0	0	0	0
10/25	at MIA	1	0	2	2	0	0	1	0.0	0.0	0	0	0	0	0	0	0	0	0
11/1	TEN																		
11/16	at CIN	1	0	0	0	0	0	0	0.0	0.0	0	0	0	0	0	0	0	0	0
11/22	NYJ																		
11/29	NO	1	0	0	0	0	0	0	0.0	0.0	0	0	0	0	0	0	0	0	0
12/6	at BUF	1	0	0	0	0	0	0	0.0	0.0	0	0	0	0	0	0	0	0	0
12/13	NE	1	0	0	0	0	0	0	0.0	0.0	0	0	0	0	0	0	0	0	0
12/20	at IND	1	0	0	0	0	0	0	0.0	0.0	0	0	0	0	0	0	0	0	0
12/27	at TEN	1	0	2	1	1	1	1	0.0	0.0	0	0	0	0	0	0	0	0	0
1/3/16	JAX	1	0	0	0	0	0	0	0.0	0.0	0	0	0	0	0	0	0	0	0
Totals		12	2	10	7	3	2	1	0.0	0.0	0	0	0	0	0	0	0	0	0
POSTSEASON				TACKLES					SACKS		INTERCEPTIONS					FUMBLES			
Date	Opp	GP	GS	Tot	Solo	Asst	QBH	TFL	Sk	Yds	Int	Yds	Lg	TD	PD	FF	FR	Yds	TD
1/9/16	KC (WC)	1	0	0	0	0	0	0	0.0	0.0	0	0	0	0	0	0	0	0	0
Totals		1	0	0	0	0	0	0	0.0	0.0	0	0	0	0	0	0	0	0	0

CAREER STATISTICS

REGULAR SEASON				TACKLES					SACKS		INTERCEPTIONS					FUMBLES			
Year	Team	GP	GS	Tot	Solo	Asst	QBH	TFL	Sk	Yds	Int	Yds	Lg	TD	PD	FF	FR	Yds	TD
2011	ATL	16	0	1	1	0	0	0	0.0	0.0	0	0	0	0	0	1	0	0	0
2012	ATL	16	13	62	40	22	2	5	0.0	0.0	0	0	0	0	2	0	0	0	0
2013	ATL	15	7	46	24	22	2	5	1.5	12.0	0	0	0	0	1	0	0	0	0
2014	HOU	15	7	27	20	7	6	2	1.0	7.0	0	0	0	0	0	0	0	0	0
2015	HOU	12	2	10	7	3	2	1	0.0	0.0	0	0	0	0	0	0	0	0	0
Totals		74	29	146	92	54	12	13	2.5	19.0	0	0	0	3	1	0	0	0	0
POSTSEASON				TACKLES					SACKS		INTERCEPTIONS					FUMBLES			
Year	Team	GP	GS	Tot	Solo	Asst	QBH	TFL	Sk	Yds	Int	Yds	Lg	TD	PD	FF	FR	Yds	TD
2011	ATL	1	0	0	0	0	0	0	0.0	0.0	0	0	0	0	0	0	0	0	0
2012	ATL	2	2	16	9	7	0	1	0.0	0.0	0	0	0	0	0	0	0	0	0
2015	HOU	1	0	0	0	0	0	0	0.0	0.0	0	0	0	0	0	0	0	0	0
Totals		4	2	16	9	7	0	1	0.0	0.0	0	0	0	0	0	0	0	0	0

ADDITIONAL REGULAR SEASON STATISTICS

Special Teams Tackles (46): 2011 - 19; 2012 - 3; 2013 - 5; 2014 - 11; 2015 - 8

ADDITIONAL POSTSEASON STATISTICS

Special Teams Tackles (3): 2011 - 1; 2012 - 1; 2015 - 1

CAREER GAME HIGHS

Tackles: 11 at NO, 9/8/13 | QBH: 2, 2x – last: vs. BAL, 12/21 | TFL: 2, 2x – last: at CLE, 11/16/14
 Sacks: 1.5 at MIA, 9/22/13 | PD: 1, 3x – last: vs. STL, 9/15/13 | FF: 1 at DET, 10/23/11 | ST Tackles: 4 at CAR, 12/11/11

- Recorded his first career sack at Miami (9/22) and teamed up with DT Peria Jerry for a second sack late in the game. Also logged five tackles (four solo), one tackle for loss, and two quarterback hits in the game.
- Led the team with nine tackles (five solo) and one quarterback hit against New England (9/29)
- Inactive against the N.Y. Jets (10/7)
- Totaled six tackles (five solo) against Tampa Bay (10/20)
- Posted four tackles (three solo) with one tackle for loss at Arizona (10/27)
- Notched five tackles (three solo) with one tackle for loss at Carolina (11/3)
- Recorded six tackles (two solo) for the defense against Seattle (11/10)
- Made one tackle on the special teams at Tampa Bay (11/17)

AKEEM DENT

- Credited with one tackle in the game against New Orleans (11/21)
- Posted one special teams tackle against Buffalo (12/1)

2012 (Atlanta 16/13, 2/2):

- Played in all 16 games, including 13 starts at middle linebacker during his sophomore season
- Started both playoff games and led the Falcons with 16 postseason tackles
- Set career highs with 61 tackles (40 solo), five tackles for loss and two passes defended
- Part of a defense that ranked fifth in the NFL, allowing 18.7 points per game
- Signal caller for a defense that held opponents to 20 points or less nine times

2011 (Atlanta 16/0, 1/0):

- Earned PFW/PFWA All-Rookie honors after recording 19 special teams tackles
- Played in all 16 games and made one tackle on defense
- Played in the Wild Card Playoff against the N.Y. Giants (1/8/12) and made one special teams tackle
- Recorded a career-high four special teams tackles at Carolina (12/11)

COLLEGE:

- Played four seasons (2007-10) at the University of Georgia in Athens, Ga.
- Started 29-of-47 games at Georgia, including 16 at strongside outside linebacker and 13 at strongside inside linebacker
- Posted 240 tackles (133 solo) with 4.5 sacks (42 yards) and 12 tackles for loss (54 yards) with two forced fumbles, two fumble recoveries and five passes defended
- Earned All-SEC second team honors in 2010 after leading the Bulldogs with 126 tackles (69 solo) with 2.5 sacks and 6.5 tackles for loss
- Served as one of the team's co-captains and shifted from a 4-3 strong-side linebacker to an inside linebacker in the 3-4 defense his senior season
- As a junior in 2009, appeared in eight games with four starts and registered 32 tackles and 2.5 tackles for loss
- As a sophomore, he started eight games and produced 46 tackles (27 solo), 1.5 sacks and three tackles for loss
- Athletic Director's Academic Honor Roll as a junior and a senior, and earned the team's 'True Grit' Award in 2010
- Graduated from UGA in December 2010 with a bachelor's degree in housing

PERSONAL:

- A Douglass, Ga. native, attended Douglass High School registering 140 tackles as a senior and earning Super Southern 100 honors from the Atlanta
- Journal-Constitution and Class 5A first team All-State accolades from the Georgia Sports Writers Association
- Named to the Orlando Sentinel All-Southern Team, the Valdosta Daily Times All-State defensive squad



KURTIS DRUMMOND

SAFETY | 6-1 | 208 | MICHIGAN STATE

Hometown: Masury, Ohio | 2nd NFL Season | 2nd with Texans | Age: 24
 Acquired: CFA-'15 | 2015 GP/GS (Playoffs): 9/0 (1/0) | Career GP/GS (Playoffs): 9/0 (1/0)
 Teams: Houston 2015-16

23

TRANSACTIONS:

Signed by the Houston Texans as a college free agent on May 8, 2015...Waived by the Texans on Sept. 5, 2015...Signed to the Texans practice squad on Sept. 8, 2015...Signed to the Texans active roster on Oct. 27, 2015.

2015 (Houston 9/0, 1/0):

- Signed to Texans active roster on Oct. 27
- Forced a fumble on Titans RB Bishop Sankey on a kickoff return in the second quarter. S Eddie Pleasant recovered the fumble on the Titans 24-yard line (11/1)

COLLEGE:

- Played four seasons (2011-14) at Michigan State University in East Lansing, Mich. after redshirting the 2010 campaign
- Four-year letter winner who recorded 233 career tackles in 52 games
- 2014 First-Team All-American (FWAA, Phil Steele)
- 2014 Big Ten Defensive Back Of The Year
- 2014 First-Team All-Big Ten (Coaches, Media, BTN.COM, Athlon Sports, Phil Steele)
- Two-Time First-Team All-Big Ten (2013-14)
- Finished his career by starting in 34 consecutive games at free safety
- Ranked among MSU's all-time leaders in interceptions (tied for seventh with 12), passes defended (11th with 33) and interception return yards (12th with 148)
- Compiled 14 tackles for loss (60 yards), three forced fumbles and two fumble recoveries
- Recorded 19 tackles in four career bowl games and helped lead the Spartans to a 4-0 record in bowl games during his career
- Led team in tackles (72), interceptions (4), pass breakups (11) and passes defended (15) in 2014
- Ranked second on the team with a career-high 91 tackles, including 3.5 for losses (18 yards) in 2013
- Had four pass breakups, two interceptions, a forced fumble and a fumble recovery in 13 games (seven starts) at free safety 2012
- Played in 12 games to earn his first letter in 2011
- Redshirted in 2010

PERSONAL:

- Three-year starter for Coach Brian Hoffman at Hubbard (Ohio) High School
- Ranked among the nation's top safeties by Scout.com (No. 69) and listed among the country's top athletes by Scouts, Inc. (No. 83)
- Named to SuperPrep's and PrepStar's All-Midwest Teams
- Ranked among Ohio's top 50 seniors by Rivals.com (No. 44) and Scout.com (No. 47)
- Had 24 receptions for 489 yards (20.4 avg.) and three touchdowns as a senior
- Registered 75 tackles (46 solo, 29 assists) as a senior, including four sacks
- Also credited with three passes defended and two forced fumbles in 2009
- Returned 12 punts for 110 yards (9.2 avg.) and five kickoffs for 86 yards (17.2 avg)
- Averaged 35.0 yards on 27 punts as a senior
- Caught 16 passes for 281 yards (17.6 avg.) and four touchdowns as a junior
- Made 49 tackles (29 solo, 20 assists) in 2008, including two sacks
- Also recorded three interceptions (62 yards) and 11 passes defended as a junior
- Earned Associated Press Division II All-Ohio Special Mention honors in basketball in 2008-09, playing for Coach Rick Fox
- Averaged 17.1 points for the Eagles his senior year to garner Associated Press All-Northeast Inland Division II Third-Team honors

2015 STATISTICS

REGULAR SEASON				TACKLES					SACKS		INTERCEPTIONS					FUMBLES				
Date	Opp	GP	GS	Tot	Solo	Asst	QBH	TFL	Sk	Yds	Int	Yds	Lg	TD	PD	FF	FR	Yds	TD	
9/13	KC																			
9/20	at CAR																			
9/27	TB																			
10/4	at ATL																			
10/8	IND																			
10/18	at JAX																			
10/25	at MIA																			
11/1	TEN	1	0	1	1	0	0	0	0.0	0.0	0	0	0	0	0	1	0	0	0	0
11/16	at CIN	1	0	0	0	0	0	0	0.0	0.0	0	0	0	0	0	0	0	0	0	0
11/22	NYJ	1	0	0	0	0	0	0	0.0	0.0	0	0	0	0	0	0	0	0	0	0
11/29	NO	1	0	0	0	0	0	0	0.0	0.0	0	0	0	0	0	0	0	0	0	0
12/6	at BUF	1	0	0	0	0	0	0	0.0	0.0	0	0	0	0	0	0	0	0	0	0
12/13	NE	1	0	0	0	0	0	0	0.0	0.0	0	0	0	0	0	0	0	0	0	0
12/20	at IND	1	0	0	0	0	0	0	0.0	0.0	0	0	0	0	0	0	0	0	0	0
12/27	at TEN	1	0	2	2	0	0	0	0.0	0.0	0	0	0	0	0	0	0	0	0	0
1/3/16	JAX	1	0	1	1	0	0	0	0.0	0.0	0	0	0	0	0	0	0	0	0	0
Totals		9	0	4	4	0	0	0	0.0	0.0	0	0	0	0	0	1	0	0	0	0
POSTSEASON				TACKLES					SACKS		INTERCEPTIONS					FUMBLES				
Date	Opp	GP	GS	Tot	Solo	Asst	QBH	TFL	Sk	Yds	Int	Yds	Lg	TD	PD	FF	FR	Yds	TD	
1/9/16	KC (WC)	1	0	0	0	0	0	0	0.0	0.0	0	0	0	0	0	0	0	0	0	0
Totals		1	0	0	0	0	0	0	0.0	0.0	0	0	0	0	0	0	0	0	0	0

CAREER STATISTICS

REGULAR SEASON				TACKLES					SACKS		INTERCEPTIONS					FUMBLES				
Year	Team	GP	GS	Tot	Solo	Asst	QBH	TFL	Sk	Yds	Int	Yds	Lg	TD	PD	FF	FR	Yds	TD	
2015	HOU	9	0	4	4	0	0	0	0.0	0.0	0	0	0	0	0	1	0	0	0	0
Totals		9	0	4	4	0	0	0	0.0	0.0	0	0	0	0	0	1	0	0	0	0
POSTSEASON				TACKLES					SACKS		INTERCEPTIONS					FUMBLES				
Year	Team	GP	GS	Tot	Solo	Asst	QBH	TFL	Sk	Yds	Int	Yds	Lg	TD	PD	FF	FR	Yds	TD	
2015	HOU	1	0	0	0	0	0	0	0.0	0.0	0	0	0	0	0	0	0	0	0	0
Totals		1	0	0	0	0	0	0	0.0	0.0	0	0	0	0	0	0	0	0	0	0

ADDITIONAL STATISTICS

Special Teams Tackles: 10 | Postseason Special Teams Tackles: 1

- Earned his bachelor's degree in psychology from MSU in December 2014
- Born Jan. 29, 1992

TEXANS BIOS



BRANDON DUNN

DEFENSIVE TACKLE | 6-2 | 300 | LOUISVILLE

Hometown: Louisville, Ky. | 2nd NFL Season | 2nd with Texans | Age: 23
 Acquired: FA-'15 | 2015 GP/GS (Playoffs): 12/0 (1/0) | Career GP/GS (Playoffs): 15/0 (1/0)
 Teams: Chicago 2014-15; Houston 2015-16

92

TRANSACTIONS:

Signed by the Chicago Bears as a college free agent on May 11, 2014...Waived by the Bears on Aug. 30, 2014...Signed to the Bears practice squad on Sept. 1, 2014...Signed to the Bears active roster on Nov. 26, 2014...Waived by the Bears on Sept. 5, 2015...Signed to the Bears practice squad on Sept. 8, 2015...Signed to the Bears active roster on Sept. 19, 2015...Waived by the Bears on Oct. 3, 2015...Signed to the Bears practice squad on Oct. 6, 2015...Signed to the Houston Texans active roster on Oct. 13, 2015.

2015 (Chicago 1/0; Houston 11/0, 1/0):

- Played in a combined total of 12 games for Chicago and Houston and recorded nine tackles, including five solo stops
- Played in one game for Chicago where he recorded two tackles (one solo) vs. Arizona (9/20)
- Signed to the Texans active roster on Oct. 13
- Played in his first game for the Texans at Jacksonville (10/18)
- Tied a career-high with two tackles at Buffalo (12/6)
- Registered one solo tackle in the AFC Wild Card Game vs. Kansas City (1/9/16)

2014 (Chicago 3/0):

- Made one solo tackle and had one pass defended vs. Detroit (12/21)
- Made his NFL debut earlier in the season against Detroit (11/27)

COLLEGE:

- Played four seasons (2010-13) at the University of Louisville (Ky.)
- Played in 49 games for the Cardinals, starting 30
- Recorded career totals of 101 tackles, three sacks, two fumble recoveries and two passes defended

PERSONAL:

- Attended Pleasure Ridge Park High School in Louisville, Ky.
- Three-year starter and team captain for the Panthers
- Named the team's Most Valuable Player and best offensive lineman in 2009
- Also named the team's top defensive lineman in 2008
- Recorded 65 tackles and 16 sacks as a senior, including 30 solo tackles
- Recorded 50 tackles and 16 sacks his junior year


2015 STATISTICS

REGULAR SEASON				TACKLES					SACKS		INTERCEPTIONS					FUMBLES			
Date	Opp	GP	GS	Tot	Solo	Asst	QBH	TFL	Sk	Yds	Int	Yds	Lg	TD	PD	FF	FR	Yds	TD
Week 1				NOT ON ROSTER															
WITH CHICAGO																			
9/20	ARI	1	0	2	1	1	0	0	0.0	0.0	0	0	0	0	0	0	0	0	0
9/27	at SEA			INACTIVE															
10/4	OAK			PRACTICE SQUAD															
10/11	at KC			PRACTICE SQUAD															
WITH HOUSTON																			
10/18	at JAX	1	0	0	0	0	0	0	0.0	0.0	0	0	0	0	0	0	0	0	0
10/25	at MIA	1	0	1	1	0	0	0	0.0	0.0	0	0	0	0	0	0	0	0	0
11/1	TEN	1	0	0	0	0	0	0	0.0	0.0	0	0	0	0	0	0	0	0	0
11/16	at CIN	1	0	1	1	0	0	0	0.0	0.0	0	0	0	0	0	0	0	0	0
11/22	NYJ	1	0	1	0	1	0	0	0.0	0.0	0	0	0	0	0	0	0	0	0
11/29	NO	1	0	0	0	0	0	0	0.0	0.0	0	0	0	0	0	0	0	0	0
12/6	at BUF	1	0	2	1	1	0	0	0.0	0.0	0	0	0	0	0	0	0	0	0
12/13	NE	1	0	0	0	0	0	0	0.0	0.0	0	0	0	0	0	0	0	0	0
12/20	at IND	1	0	0	0	0	0	0	0.0	0.0	0	0	0	0	0	0	0	0	0
12/27	at TEN	1	0	1	0	1	0	0	0.0	0.0	0	0	0	0	0	0	0	0	0
1/3/16	JAX	1	0	1	1	0	0	0	0.0	0.0	0	0	0	0	0	0	0	0	0
Totals		12	0	9	5	4	0	0	0.0	0.0	0	0	0	0	0	0	0	0	0
POSTSEASON																			
Date	Opp	GP	GS	Tot	Solo	Asst	QBH	TFL	Sk	Yds	Int	Yds	Lg	TD	PD	FF	FR	Yds	TD
1/9/16	KC (WC)	1	0	1	1	0	0	0.0	0.0	0	0	0	0	0	0	0	0	0	0
Totals		1	0	1	1	0	0	0.0	0.0	0	0	0	0	0	0	0	0	0	0

CAREER STATISTICS

REGULAR SEASON				TACKLES					SACKS		INTERCEPTIONS					FUMBLES			
Year	Team	GP	GS	Tot	Solo	Asst	QBH	TFL	Sk	Yds	Int	Yds	Lg	TD	PD	FF	FR	Yds	TD
2014	CHI	3	0	1	1	0	0	0	0.0	0.0	0	0	0	0	1	0	0	0	0
2015	CHI	1	0	2	1	1	0	0	0.0	0.0	0	0	0	0	0	0	0	0	0
2015	HOU	11	0	7	4	3	0	0	0.0	0.0	0	0	0	0	0	0	0	0	0
Totals		15	0	10	6	4	0	0	0.0	0.0	0	0	0	0	1	0	0	0	0
POSTSEASON																			
Year	Team	GP	GS	Tot	Solo	Asst	QBH	TFL	Sk	Yds	Int	Yds	Lg	TD	PD	FF	FR	Yds	TD
2015	HOU	1	0	1	1	0	0	0	0.0	0.0	0	0	0	0	0	0	0	0	0
Totals		1	0	1	1	0	0	0	0.0	0.0	0	0	0	0	0	0	0	0	0

TEXANS BIOS



C.J. FIEDOROWICZ

TIGHT END | 6-5 | 265 | IOWA

Hometown: Johnsburg, Ill. | 3rd NFL Season | 3rd with Texans | Age: 24
 Acquired: D3a-'14 | 2015 GP/GS (Playoffs): 16/14 (1/0) | Career GP/GS (Playoffs): 31/22 (1/0)
 Teams: Houston 2014-16

87

TRANSACTIONS:

Selected by the Houston Texans with the first pick in the third round (65th overall) in the 2014 NFL Draft.

2015 (Houston 16/14, 1/0):

- Played in all 16 games (14 starts) and registered 17 receptions for 167 yards and a touchdown
- Started and made one reception for 15 yards vs. Kansas City (9/13)
- Recorded one catch for 19 yards at Carolina (9/20)
- Scored his second career touchdown and first of the season on a 5-yard pass from QB Brian Hoyer in the fourth quarter at Atlanta (10/4). Posted single-game career highs of three receptions for 28 yards
- Recorded a career-long 25-yard reception in the second quarter at Cincinnati (11/16) and finished with two catches for 30 yards

2014 (Houston 15/8):

- Started eight games and played in 15. Had four catches for 28 yards and a touchdown.
- Made his NFL debut vs. Washington (9/7)
- Inactive in Week 2 at Oakland (9/14)
- Made his first career start at the N.Y. Giants (9/21) in Week 3
- Started at tight end vs. Buffalo (9/28) in Week 4 and at Dallas (10/5) in Week 5
- Made his first career reception for seven yards in the second quarter vs. Indianapolis (10/9)
- Made a 9-yard catch at Pittsburgh (10/20) in Week 7
- Played at Tennessee (10/26) in Week 8, vs. Philadelphia (11/2) in Week 9 and at Cleveland (11/16) in Week 11
- Started vs. Cincinnati (11/23) in Week 12, vs. Tennessee (11/30) in Week 13 and at Jacksonville (12/7) in Week 14
- Played at Indianapolis (12/14) in Week 15
- Caught his first career touchdown, a 5-yard pass from RB Arian Foster in the second quarter, vs. Baltimore (12/21) in Week 16
- Played vs. Jacksonville (12/28) in Week 17

COLLEGE:

- Played four seasons (2010-13) at the University of Iowa in Iowa City, Iowa
- Started 20 of the 51 games that he appeared in, catching 91 passes for 899 yards (9.9 average) and 10 touchdowns
- Closed out his career with at least one reception in his last 31 games, the second-longest streak for any active tight end in FBS
- First-Team All-Big Ten (2013)
- Honorable-Mention All-Big Ten (2012)

PERSONAL:

- Attended Johnsburg (Ill.) High School, playing football for Head Coach Barry Creviston
- Finished his career with 183 receptions for 3,121 yards (17.1 average) and 42 touchdowns
- Earned USA Today All-American honors and was named to ESPN's Top 150
- As a sophomore, pulled in 64 passes for 1,043 yards (16.3 average) and 11 scores
- Competed as a tight end, wide receiver, running back, quarterback, linebacker, defensive end, free safety and long snapper and also returned punts and kickoffs
- Team captain who collected 809 yards on 49 receptions and 11 touchdowns as a junior
- Closed out his career with 44 receptions for 921 yards and 15 touchdowns as a senior
- First-team all-state honors from the Chicago Sun Times, Chicago Tribune and Champaign News Gazette
- First-team Class 4-A all-state pick as a junior and sophomore and League Player of the Year as a senior
- Participated in the Army All-American Bowl
- Lettered four times in basketball
- Set the school hoops career-record for scoring (1,400 points in four seasons)
- Received two letters in baseball and two more as a member of the track team

- Majored in leisure studies
- Father was a powerlifter who got C.J. interested in weight training in the eighth grade
- Sister, Paige, also attended Johnsburg High School, where she was a three-sport standout athlete excelling in volleyball, basketball and track. She left Johnsburg as its all-time career scoring leader among both the boys and girls team and later starred for the women's basketball team at Marquette (2008-11)

2015 STATISTICS

REGULAR SEASON				RECEIVING					RUSHING				
Date	Opp	GP	GS	Rec	Yds	Avg	Lg	TD	Att	Yds	Avg	Lg	TD
9/13	KC	1	1	1	15	15.0	15	0	0	0	0.0	0	0
9/20	at CAR	1	1	1	19	19.0	19	0	0	0	0.0	0	0
9/27	TB	1	1	0	0	0.0	0	0	0	0	0.0	0	0
10/4	at ATL	1	1	3	28	9.3	19	1	0	0	0.0	0	0
10/8	IND	1	1	1	4	4.0	4	0	0	0	0.0	0	0
10/18	at JAX	1	1	1	8	8.0	8	0	0	0	0.0	0	0
10/25	at MIA	1	1	0	0	0.0	0	0	0	0	0.0	0	0
11/1	TEN	1	1	2	15	7.5	14	0	0	0	0.0	0	0
11/16	at CIN	1	0	2	30	15.0	25	0	0	0	0.0	0	0
11/22	NYJ	1	1	0	0	0.0	0	0	0	0	0.0	0	0
11/29	NO	1	1	2	20	10.0	14	0	0	0	0.0	0	0
12/6	at BUF	1	1	1	8	8.0	8	0	0	0	0.0	0	0
12/13	NE	1	1	0	0	0.0	0	0	0	0	0.0	0	0
12/20	at IND	1	1	0	0	0.0	0	0	0	0	0.0	0	0
12/27	at TEN	1	1	1	6	6.0	6	0	0	0	0.0	0	0
1/3/16	JAX	1	0	2	14	7.0	9	0	0	0	0.0	0	0
Totals		16	14	17	167	9.8	25	1	0	0	0.0	0	0

POSTSEASON

Date	Opp	GP	GS	Rec	Yds	Avg	Lg	TD	Att	Yds	Avg	Lg	TD
1/9/16	KC (WC)	1	0	1	1	1.0	1	0	0	0	0.0	0	0
Totals		1	0	1	1	1.0	1	0	0	0	0.0	0	0

CAREER STATISTICS

REGULAR SEASON				RECEIVING					RUSHING				
Year	Team	GP	GS	Rec	Yds	Avg	Lg	TD	Att	Yds	Avg	Lg	TD
2014	HOU	15	8	4	28	7.0	9	1	0	0	0.0	0	0
2015	HOU	16	14	17	167	9.8	25	1	0	0	0.0	0	0
Totals		31	22	21	195	9.3	25	2	0	0	0.0	0	0

POSTSEASON				RECEIVING					RUSHING				
Year	Team	GP	GS	Rec	Yds	Avg	Lg	TD	Att	Yds	Avg	Lg	TD
2015	HOU	1	0	1	1	1.0	1	0	0	0	0.0	0	0
Totals		1	0	1	1	1.0	1	0	0	0	0.0	0	0

CAREER GAME HIGHS

Receptions: 3 at ATL 10/4/15 | Receiving Yards: 30 at CIN, 11/16/15
 Touchdowns: 1, 2x – last: at ATL, 10/4/15 | Receiving Long: 25 at CIN, 11/16/15



DALTON FREEMAN

CENTER | 6-5 | 291 | CLEMSON

Hometown: Pelion, S.C. | 2nd NFL Season | 1st with Texans | Age: 25
 Acquired: FA-'15 | 2015 GP/GS (Playoffs): 0/0 (0/0) | Career GP/GS (Playoffs): 16/1 (0/0)
 Teams: N.Y. Jets 2013-15; Buffalo 2015; Houston 2015-16

64

TRANSACTIONS:

Signed by the N.Y. Jets as a college free agent on May 10, 2013...Waived by the Jets on Aug. 28, 2013...Signed to the Jets practice squad on Sept. 1, 2013...Signed by the Jets on Dec. 31, 2013...Waived by the Jets on Aug. 30, 2015...Claimed off waivers by the Buffalo Bills on Sept. 1, 2015...Waived by the Bills on Sept. 5, 2015...Signed to the Houston Texans practice squad on Nov. 24, 2015...Signed by the Texans on Jan. 11, 2016.

2015 (Buffalo/Houston 0/0, 0/0):

- Did not play in any games in 2015
- Waived by the N.Y. Jets on Aug. 30 and acquired off waivers by Buffalo on Sept. 1
- Waived by Buffalo on Sept. 5
- Signed to the Texans practice squad on Nov. 24

2014 (N.Y. Jets 16/1):

- Saw action in all 16 contests, and made one start at center in the final game
- Made his first NFL start at center and was part of an offensive line that helped the offense register 494 total yards, including 104 on the ground at Miami (12/28)
- Protected QB Geno Smith who threw for a career-best 358 yards, three touchdowns and a perfect 158.3 passer rating at Miami (12/28)
- Saw action at center when C Nick Mangold went down in the middle of the second quarter vs. New England (12/21)
- Stepped in for an injured C Nick Mangold for his first career snaps at center during the fourth quarter at Tennessee (12/14)

2013 (N.Y. Jets 0/0):

- Signed by the N.Y. Jets as a rookie free agent on May 10
- Waived on Aug. 28 and signed to the Jets practice squad on Sept. 1
- Spent the entire season on the practice squad

COLLEGE:

- Played four seasons (2009-12) at Clemson (S.C.) University after redshirting the 2008 campaign
- Finished collegiate career ranked tied for first in Tigers history in starts (49) and tied for fourth in games played (53)
- Tallied 171 knockdowns in a school-record 3,361 snaps
- Honored as a First-Team All-ACC selection by the media in 2011 and 2012
- Named a two-time Rimington Trophy finalist given to the nation's top center
- A four-time All-ACC Academic honoree
- As a senior, named First-Team All-American by the AFCA after starting all 13 games and helping Clemson rank ninth nationally in total offense (512.69)
- Was also named a First-Team Strength All-American and First-Team Academic All-American
- Graduated with a degree in communications studies and sociology

PERSONAL:

- Earned consensus All-America honors as a senior at Pelion (S.C.) High School where he was a three-time all-state selection
- Father, Ben Freeman, played at Wake Forest and coached him in high school
- Received the Wendy's High School Heisman in South Carolina

CAREER STATISTICS

REGULAR SEASON GAMES PLAYED/STARTED (PLAYOFFS):

2013 N.Y. Jets: 0/0 (0/0)
 2014 N.Y. Jets: 16/1 (0/0)
 2015 Houston: 0/0 (0/0)
TOTAL: 16/1 (0/0)

TEXANS BIOS



RYAN GRIFFIN

TIGHT END | 6-6 | 254 | CONNECTICUT

Hometown: Londonderry, N.H. | 4th NFL Season | 4th with Texans | Age: 26
 Acquired: D6d-'13 | 2015 GP/GS (Playoffs): 9/4 (1/1) | Career GP/GS (Playoffs): 40/14 (1/1)
 Teams: Houston 2013-16

84

TRANSACTIONS:

Selected by the Houston Texans with the 33rd pick in the sixth round (201st overall) in the 2013 NFL Draft.

2015 (Houston 9/4, 1/1):

- Played in nine games (four starts) and tallied career highs with 20 receptions for 251 yards and two touchdowns
- Started and made one catch for 18 yards vs. Kansas City (9/13)
- Spent Weeks 2-9 on Injured Reserve-Designated for Return
- Played and started his first game since the season opener and caught three passes for 36 yards, which was the team's second-highest total at Cincinnati (11/16)
- Had four catches for a career-high 72 yards and a touchdown vs. New Orleans (11/29). Caught his first touchdown of the season and third of his career on a 10-yard pass from QB Brian Hoyer on the opening possession of the game. Posted a season-long 36-yard reception in the third quarter
- Finished with three catches for 29 yards and a touchdown at Buffalo (12/6). Caught an 8-yard touchdown pass in the first quarter, his second of the season, a single-season career-high, and fourth of his career. The score marked his second straight game with a touchdown (12/6)
- Started the AFC Wild Card Game vs. Kansas City (1/9/16) and caught three passes for 29 yards

2014 (Houston 16/2):

- Played in 16 games with two starts and had 10 catches for 91 yards and a touchdown
- Recorded a six-yard catch vs. Washington (9/7)
- Made one catch for eight yards at Dallas (10/5)
- Made a special teams tackle vs. Indianapolis (10/9) in Week 6
- Caught an 8-yard touchdown pass from QB Ryan Fitzpatrick on the Texans' opening drive vs. Tennessee (11/30) in Week 13. It was his first touchdown of the season and second of his career
- Made a season-long 25-yard catch at Jacksonville (12/7) in Week 14
- Had a season-high two catches in his first start of the year at Indianapolis (12/14)
- Had a season-high three catches and matched a season-high with 25 yards vs. Baltimore (12/21) in Week 16
- Started vs. Jacksonville (12/28) in Week 17 and made one catch for eight yards

2013 (Houston 15/8):

- Recorded the first two receptions of his career for 18 yards (9.0 avg.) vs. St. Louis (10/13)
- Made his first career start and saw action on special teams at Kansas City (10/20)
- Caught the first touchdown reception of his career on a 2-yard pass at Arizona (11/10)
- Inactive due to a concussion vs. Oakland (11/17) in Week 11
- Caught a 37-yard pass in his return to action vs. Jacksonville (11/24) in Week 12
- Recorded a career- and team-high six receptions for 62 yards at Indianapolis (12/15)
- Caught five passes and set a new career high with 66 receiving yards, including a career-long 40-yard reception vs. Denver (12/22) in Week 16

COLLEGE:

- Played four seasons (2009-12) at the University of Connecticut in Mansfield, Conn. after redshirting the 2008 campaign
- Two-time Second-Team All-Big East selection
- Ranked second among tight ends in the Connecticut record books with 10 receiving touchdowns and 116 career receptions
- Played in the Raycom College Football All-Star Classic
- Caught 29 passes for 484 yards and a career-high six touchdown receptions and was named Second Team All-Big East for the second straight season as a senior in 2012

2015 STATISTICS

REGULAR SEASON				RECEIVING					RUSHING				
Date	Opp	GP	GS	Rec	Yds	Avg	Lg	TD	Att	Yds	Avg	Lg	TD
9/13	KC	1	1	1	18	18.0	18	0	0	0	0.0	0	0
9/20	at CAR					INACTIVE							
9/27	TB					INACTIVE							
10/4	at ATL					INACTIVE							
10/8	IND					INACTIVE							
10/18	at JAX					INACTIVE							
10/25	at MIA					INACTIVE							
11/1	TEN					INACTIVE							
11/16	at CIN	1	1	3	36	12.0	15	0	0	0	0.0	0	0
11/22	NYJ	1	0	2	6	3.0	7	0	0	0	0.0	0	0
11/29	NO	1	0	4	72	18.0	37	1	0	0	0.0	0	0
12/6	at BUF	1	0	3	29	9.7	14	1	0	0	0.0	0	0
12/13	NE	1	0	1	20	20.0	20	0	0	0	0.0	0	0
12/20	at IND	1	0	2	30	15.0	22	0	0	0	0.0	0	0
12/27	at TEN	1	1	1	13	13.0	13	0	0	0	0.0	0	0
1/3/16	JAX	1	1	3	27	9.0	12	0	0	0	0.0	0	0
Totals		9	4	20	251	12.6	37	2	0	0	0.0	0	0
POSTSEASON				RECEIVING					RUSHING				
Date	Opp	GP	GS	Rec	Yds	Avg	Lg	TD	Att	Yds	Avg	Lg	TD
1/9/16	KC (WC)	1	1	3	29	9.7	15	0	0	0	0.0	0	0
Totals		1	1	3	29	9.7	15	0	0	0	0.0	0	0

CAREER STATISTICS

REGULAR SEASON				RECEIVING					RUSHING				
Year	Team	GP	GS	Rec	Yds	Avg	Lg	TD	Att	Yds	Avg	Lg	TD
2014	HOU	16	2	10	91	9.1	25	1	0	0	0.0	0	0
2015	HOU	9	4	20	251	12.6	37	2	0	0	0.0	0	0
Totals		25	6	30	342	11.4	37	3	0	0	0.0	0	0
POSTSEASON				RECEIVING					RUSHING				
Year	Team	GP	GS	Rec	Yds	Avg	Lg	TD	Att	Yds	Avg	Lg	TD
2015	HOU	1	1	3	29	9.7	15	0	0	0	0.0	0	0
Totals		1	1	3	29	9.7	15	0	0	0	0.0	0	0

CAREER GAME HIGHS

Receptions: 6 at IND, 12/15/13 (62 yards) | **Receiving Yards:** 72 vs. NO, 11/29/15 (4 receptions)
Receiving Long: 40 vs. DEN, 12/22/13 | **Receiving TDs:** 1, 4x – last: at BUF, 12/6/15

- Second Team All-Big East selection as a junior and had three receiving touchdowns and a two-point conversion for 20 points in 2011
- Played in all 13 games and started eight as a sophomore
- Saw action in 11 games and 10 starts as a freshman, including the Papajohns.com Bowl vs. South Carolina (Jan. 2)
- Redshirted in 2008
- Majored in communications science

PERSONAL:

- Attended Londonderry (N.H.) High School
- Named first-team all-state by the Nashua Union-Leader and Varsity Magazine
- Carried the ball 95 times for 749 yards and was a team captain as a senior



JONATHAN GRIMES

RUNNING BACK | 5-10 | 209 | WILLIAM & MARY

Hometown: Palmyra, N.J. | 4th NFL Season | 4th with Texans | Age: 26
 Acquired: FA-'13 | 2015 GP/GS (Playoffs): 14/0 (1/1) | Career GP/GS (Playoffs): 41/1 (1/1)
 Teams: Houston 2012; N.Y. Jets 2012; Jacksonville 2012-13; Houston 2013-16

41

TRANSACTIONS:

Signed by the Houston Texans as a college free agent on May 14, 2012...Waived by Texans on Aug. 31, 2012...Signed to Texans practice squad on Sept. 1, 2012...Signed by the N.Y. Jets to the active roster on Sept. 25, 2012...Waived by the Jets on Oct. 30, 2012...Claimed off waivers by the Texans on Oct. 31, 2012...Waived by the Texans on Dec. 20, 2012... Claimed off waivers by the Jacksonville Jaguars on Dec. 21, 2012...Waived by the Jaguars on Aug. 30, 2013...Signed by the Texans on Dec. 18, 2013...Re-signed by the Texans on March 18, 2016.

CAREER:

- His first career start was in the 2013 season finale at Tennessee (12/29/13)
- Played in three games for the N.Y. Jets as a rookie in 2012 after being signed off the Texans practice squad and then played an additional six games for the Texans when he was claimed off waivers on Oct. 31, 2012
- Became the third player in Texans history to score a rushing and receiving touchdown in the same game vs. Jacksonville (1/3/16)

2015 (Houston 14/0, 1/1):

- Played in 14 games and totaled career highs with 56 carries for 282 yards in addition to 26 receptions for 173 yards. Also scored a rushing and receiving touchdown
- Finished the game with 28 yards on six carries (4.7 avg.) and two yards receiving on one reception vs. Kansas City (9/13). Logged a 21-yard rush, the longest for either team in the game
- Tied for the team lead with six catches for 40 yards at Carolina (9/20). His reception total tied a single-game career-high (12/29/13 at Tennessee)
- Caught four passes for 19 yards (4.8 avg.) and ran for 19 yards on six carries (3.2 avg.) vs. Tampa Bay (9/27)
- Inactive in Weeks 4-5
- Rushed for 37 yards on six carries (6.2 avg.), including a long of 13 yards. Also caught three passes for 28 yards vs. N.Y. Jets (11/22)
- Rushed for 28 yards on five carries (5.6 avg.) and caught two passes for 15 yards at Buffalo (12/6). Rushed for a two-point conversion in the fourth quarter, tying the game at 21
- Led the team with 53 rushing yards on seven carries (7.6 avg.) vs. New England (12/13). Posted a career-long 37-yard rush in the second quarter
- Registered a single-game career-high two touchdowns (one receiving, one rushing). Rushed for 26 yards on four carries (6.5 avg.) and caught four passes for 28 yards vs. Jacksonville (1/3/16). Scored his first career receiving touchdown on a 12-yard reception from QB Brian Hoyer in the second quarter. Scored his first rushing touchdown of the season and second of his career on a 3-yard carry in the second quarter. Became the third player in Texans history to score a rushing and receiving touchdown in the same game

2014 (Houston 16/0):

- Played in all 16 games and recorded 39 carries for 153 yards in addition to six receptions for 86 yards
- Had one carry for five yards and one reception for 31 yards at the N.Y. Giants (9/21) in Week 3. The 31 yards on the reception matched a career-long
- Made a pair of special teams tackles against Buffalo (9/28) in Week 4
- Rushed for a career-high 54 yards on 13 carries at Cleveland (11/16) in Week 11. Added a special teams tackle
- Ran for 8 yards on fourth-and-2 from the Cincinnati 30-yard line to keep the Texans' first scoring drive going in the second quarter in Week 12. Had a season-high three catches for 32 yards. Also had a special teams tackle
- Had a special teams tackle at Indianapolis (12/14) in Week 15

2015 STATISTICS

REGULAR SEASON

Date	Opp	GP	GS	RUSHING					RECEIVING				
				Att	Yds	Avg	Lg	TD	Rec	Yds	Avg	Lg	TD
9/13	KC	1	0	6	28	4.7	21	0	1	2	2.0	2	0
9/20	at CAR	1	0	2	7	3.5	4	0	6	40	6.7	14	0
9/27	TB	1	0	6	19	3.2	7	0	4	19	4.8	9	0
10/4	at ATL			INACTIVE									
10/8	IND			INACTIVE									
10/18	at JAX	1	0	0	0	0.0	0	0	0	0	0.0	0	0
10/25	at MIA	1	0	0	0	0.0	0	0	0	0	0.0	0	0
11/1	TEN	1	0	0	0	0.0	0	0	2	12	6.0	12	0
11/16	at CIN	1	0	6	33	5.5	14	0	1	12	12.0	12	0
11/22	NYJ	1	0	6	37	6.2	13	0	3	28	9.3	19	0
11/29	NO	1	0	7	25	3.6	7	0	1	8	8.0	8	0
12/6	at BUF	1	0	5	28	5.6	17	0	2	15	7.5	11	0
12/13	NE	1	0	7	53	7.6	37	0	2	9	4.5	5	0
12/20	at IND	1	0	1	1	1.0	1	0	0	0	0.0	0	0
12/27	at TEN	1	0	6	25	4.2	5	0	0	0	0.0	0	0
1/3/16	JAX	1	0	4	26	6.5	11	1	4	28	7.0	12	1
Totals		14	0	56	282	5.0	37	1	26	173	6.7	19	1

POSTSEASON

Date	Opp	GP	GS	Att	Yds	Avg	Lg	TD	Rec	Yds	Avg	Lg	TD
1/9/16	KC (WC)	1	1	4	15	3.8	8	0	2	12	6.0	8	0
Totals		1	1	4	15	3.8	8	0	2	12	6.0	8	0

CAREER STATISTICS

REGULAR SEASON

Year	Team	GP	GS	RUSHING					RECEIVING				
				Att	Yds	Avg	Lg	TD	Rec	Yds	Avg	Lg	TD
2012	NYJ	3	0	2	6	3.0	5	0	2	7	3.5	4	0
2012	HOU	6	0	0	0	0.0	0	0	0	0	0.0	0	0
2013	HOU	2	1	21	73	3.5	12	1	6	76	12.7	31	0
2014	HOU	16	0	39	153	3.9	11	0	6	86	14.3	31	0
2015	HOU	14	0	56	282	5.0	37	1	26	173	6.7	19	1
Totals		41	1	118	514	4.4	37	2	40	342	8.6	31	1

POSTSEASON

Year	Team	GP	GS	Att	Yds	Avg	Lg	TD	Rec	Yds	Avg	Lg	TD
2015	HOU	1	1	4	15	3.8	8	0	2	12	6.0	8	0
Totals		1	1	4	15	3.8	8	0	2	12	6.0	8	0

ADDITIONAL STATISTICS

Special Teams Tackles (7): 2013 - 1; 2014 - 6 | **Miscellaneous Stats:** 1 fumble recovery vs. New Orleans 11/29/15

CAREER GAME HIGHS

Rushing Attempts: 16 at TEN, 12/29/13 (50 yards) | **Rushing Yards:** 54 at CLE, 11/16/14 (13 attempts)
Rushing Long: 37 vs. NE, 12/13/15 | **Rushing TDs:** 1, 2x – last: vs. JAX, 1/3/16 | **Receptions:** 6, 2x – last: at CAR, 9/20/15
Receiving Yards: 76 at TEN, 12/29/13 | **Receiving Long:** 31, 2x – last: at NYG, 9/21/14 | **Receiving TDs:** 1 vs. JAX, 1/3/16

- Led the team with 45 yards rushing and added 23 receiving yards vs. Jacksonville (12/28)

2013 (Houston 2/1):

- Signed by the Texans on Dec. 18
- Recorded five rushing attempts for 23 yards (4.6 avg.) vs. Denver (12/22) in Week 16
- Posted a team-high 126 yards from scrimmage in his first career start with career highs of 16 carries for 50 yards and six receptions for 76 yards, including his first career touchdown at Tennessee (12/29) in Week 17

2012 (N.Y. Jets 3/0, Houston 6/0, 0/0):

- Appeared in nine games and recorded two rushing attempts for six yards and also had two receptions for seven yards
- Made his NFL debut vs. Houston (10/8) where he saw action on special teams
- Had his first career rushing attempt and reception at New England (10/21)
- Had one carry for five yards and one reception for four yards vs. Miami (10/28)

JONATHAN GRIMES

- Made his Texans debut on special teams vs. Buffalo (11/4)

COLLEGE:

- Played four seasons (2008-11) at the College of William & Mary in Williamsburg, Va.
- The Tribe's all-time leader in rushing yards (4,541), all-purpose yards (7,955), kickoff return yards (2,289) and rushing attempts (936)
- Most decorated player in Colonial Athletic Association history with 11 all-conference honors
- Led nation in all-purpose yards per game as a senior with 228.2 yards per game
- First-team All-America selection by the Associated Press and the Collegiate Sporting News his senior season after ranking sixth in the nation with 130.1 rushing yards per game
- Rushed for more than 130 yards in six of eight conference games, highlighted by three consecutive 200-plus yard games to close out the season

PERSONAL:

- Four-year letterman at tailback and defensive back at Paul VI High School in Haddonfield, N.J.
- Named to All-State squad and honored as the All-South Jersey Running Back of the Year in 2007 after running for a single-season school record 1,925 yards and 33 touchdowns
- A three-time letter winner as a forward in basketball and four-time letter winner in track as a triple-jumper and high-hurdler



ANDRE HAL

SAFETY | 5-10 | 188 | VANDERBILT

Hometown: Port Allen, La. | 3rd NFL Season | 3rd with Texans | Age: 24
 Acquired: D7a-'14 | 2015 GP/GS (Playoffs): 16/11 (1/1) | Career GP/GS (Playoffs): 30/11 (1/1)
 Teams: Houston 2014-16

29

TRANSACTIONS:

Selected by the Houston Texans with the first pick in the seventh round (216th overall) of the 2014 NFL Draft.

2015 (Houston 16/11, 1/1):

- In his first season at the safety position, played in all 16 games (11 starts) and led the team with four interceptions. Also posted career highs with 34 tackles (26 tackles), 10 passes defended and one tackle for loss
- His four interceptions tied for the second-highest single-season total by a safety in Texans history
- Made one solo tackle vs. Kansas City (9/13)
- Recorded one special teams tackle vs. Tampa Bay (9/27)
- In his first career start at safety, recorded the first two interceptions of his career, including one returned for a touchdown, at Jacksonville (10/18). Became the second player in Texans history to record at least two interceptions, including one returned for a touchdown (Aaron Glenn, 12/8/02, 2 INTs returned for TDs). Became the first Texans player with two interceptions in a game since CB Kareem Jackson vs. Baltimore (12/21/14)
- Intercepted Jets QB Ryan Fitzpatrick on New York's final offensive possession to seal the game for the Texans (11/22). Marked his third interception of the season and of his career
- Finished third on the team with a single-game career-high five tackles and contributed with one pass defended at Buffalo (12/6)
- Recorded his first career tackle for loss in the fourth quarter when he brought down Colts RB Frank Gore for a loss of three yards at Indianapolis (12/20). Also added one pass defended in the game
- Led the team with two passes defended at Tennessee (12/27)
- Totaled four tackles (three solo), two passes defended and an interception vs. Jacksonville (1/3/16). Caught his fourth interception of the season, which tied him with Bernard Pollard (four in 2009) for the second-most interceptions by a safety in a season in team history
- Started his first postseason contest in the AFC Wild Card Game vs. Kansas City (1/9/16) and recorded five tackles, including two solo stops

2014 (Houston 14/0):

- Played in 14 games, made 18 tackles and had four passes defended
- Recorded a special teams tackle in his NFL debut vs. Washington (9/7)
- Notched a pass defended at Oakland (9/14)
- Registered his first career tackle, finished with five tackles and a pass defended at Dallas (10/5) in Week 5
- Made four tackles at Pittsburgh (10/20) in Week 7
- Recorded a pair of tackles at Tennessee (10/26) in Week 8
- Registered a career-best seven tackles and two passes defended vs. Philadelphia (11/2) on Week 9
- Recorded a special teams tackle at Cleveland (11/16) in Week 11
- Had a special teams tackle vs. Cincinnati (11/23) in Week 12
- Played vs. Tennessee (11/30) in Week 13
- Inactive in Weeks 14-15
- Played vs. Baltimore (12/21) in Week 16 and vs. Jacksonville (12/28) in Week 17

2015 STATISTICS

REGULAR SEASON				TACKLES					SACKS		INTERCEPTIONS					FUMBLES				
Date	Opp	GP	GS	Tot	Solo	Asst	QBH	TFL	Sk	Yds	Int	Yds	Lg	TD	PD	FF	FR	Yds	TD	
9/13	KC	1	0	1	1	0	0	0	0.0	0.0	0	0	0	0	0	0	0	0	0	0
9/20	at CAR	1	0	0	0	0	0	0	0.0	0.0	0	0	0	0	0	0	0	0	0	0
9/27	TB	1	0	0	0	0	0	0	0.0	0.0	0	0	0	0	0	0	0	0	0	0
10/4	at ATL	1	0	1	1	0	0	0	0.0	0.0	0	0	0	0	0	0	0	0	0	0
10/8	IND	1	0	4	2	2	0	0	0.0	0.0	0	0	0	0	0	0	0	0	0	0
10/18	at JAX	1	1	3	2	1	0	0	0.0	0.0	2	34	31t	1	2	0	0	0	0	0
10/25	at MIA	1	1	2	2	0	0	0	0.0	0.0	0	0	0	0	0	0	0	0	0	0
11/1	TEN	1	1	2	2	0	0	0	0.0	0.0	0	0	0	0	0	0	0	0	0	0
11/16	at CIN	1	1	1	1	0	0	0	0.0	0.0	0	0	0	0	1	0	0	0	0	0
11/22	NYJ	1	1	2	1	1	0	0	0.0	0.0	1	20	20	0	1	0	0	0	0	0
11/29	NO	1	1	3	3	0	0	0	0.0	0.0	0	0	0	0	0	0	0	0	0	0
12/6	at BUF	1	1	5	4	1	0	0	0.0	0.0	0	0	0	0	1	0	0	0	0	0
12/13	NE	1	1	4	2	2	0	0	0.0	0.0	0	0	0	0	0	0	0	0	0	0
12/20	at IND	1	1	1	1	0	0	1	0.0	0.0	0	0	0	0	1	0	0	0	0	0
12/27	at TEN	1	1	1	1	0	0	0	0.0	0.0	0	0	0	0	2	0	0	0	0	0
1/3/16	JAX	1	1	4	3	1	0	0	0.0	0.0	1	0	0	0	2	0	0	0	0	0
Totals		16	11	34	26	8	0	1	0.0	0.0	4	54	31t	1	10	0	0	0	0	0
POSTSEASON				TACKLES					SACKS		INTERCEPTIONS					FUMBLES				
Date	Opp	GP	GS	Tot	Solo	Asst	QBH	TFL	Sk	Yds	Int	Yds	Lg	TD	PD	FF	FR	Yds	TD	
1/9/16	KC (WC)	1	1	5	2	3	0	0	0.0	0.0	0	0	0	0	0	0	0	0	0	0
Totals		1	1	5	2	3	0	0	0.0	0.0	0	0	0	0	0	0	0	0	0	0

CAREER STATISTICS

REGULAR SEASON				TACKLES					SACKS		INTERCEPTIONS					FUMBLES				
Year	Team	GP	GS	Tot	Solo	Asst	QBH	TFL	Sk	Yds	Int	Yds	Lg	TD	PD	FF	FR	Yds	TD	
2014	HOU	14	0	18	15	3	0	0	0.0	0.0	0	0	0	0	4	0	0	0	0	0
2015	HOU	16	11	34	26	8	0	1	0.0	0.0	4	54	31	1	10	0	0	0	0	0
Totals		30	11	52	41	11	0	1	0.0	0.0	4	54	31	1	14	0	0	0	0	0
POSTSEASON				TACKLES					SACKS		INTERCEPTIONS					FUMBLES				
Year	Team	GP	GS	Tot	Solo	Asst	QBH	TFL	Sk	Yds	Int	Yds	Lg	TD	PD	FF	FR	Yds	TD	
2015	HOU	1	1	5	2	3	0	0	0.0	0.0	0	0	0	0	0	0	0	0	0	0
Totals		1	1	5	2	3	0	0	0.0	0.0	0	0	0	0	0	0	0	0	0	0

ADDITIONAL REGULAR SEASON STATISTICS

Touchdowns (1): 31-yard interception return (B. Bortles) at Jacksonville (10/18/15)

Special Teams Tackles (5): 2014 - 3; 2015 - 2

CAREER GAME HIGHS

Tackles: 7 vs. PHI, 11/2/14 | **TFL:** 1 at IND, 12/20/15 | **INT:** 2 at JAX, 10/18/15 | **PD:** 2, 3x – last: at TEN, 12/27/15

COLLEGE:

- Played four seasons (2009-13) at Vanderbilt University in Nashville, Tenn.
- Appeared in 50 games and started 29
- Made 133 career tackles with six interceptions and 37 passes defended
- Two-time second team All-SEC (2012,13)

PERSONAL:

- Senior captain and four-year starter at Port Allen (La.) High School
- Named defensive MVP as a senior after notching 53 tackles and four interceptions
- Earned first team 3A All-State honors after returning five kickoffs for scores
- As a junior, posted five interceptions
- Standout in basketball and track & field and former starter on hoops squad
- Member of 3A state champion 4x200-meter relay foursome that also set state record
- Full name is Andre Jeroy Hal

TEXANS BIOS



KENNY HILLIARD

RUNNING BACK | 5-11 | 226 | LSU

Hometown: Patterson, La. | 1st NFL Season | 1st with Texans | Age: 24
 Acquired: D7-'15 | 2015 GP/GS (Playoffs): 0/0 (0/0) | Career GP/GS (Playoffs): 0/0 (0/0)
 Teams: Houston 2015-16

22

TRANSACTIONS:

Selected by the Houston Texans with the 18th pick in the seventh round (235th overall) of the 2015 NFL Draft...Waived by the Texans on Sept. 5, 2015...Signed to the Texans practice squad on Sept. 8, 2015...Signed by the Texans on Jan. 11, 2016.

2015 (Houston 0/0):

- Spent entire season on Texans practice squad

COLLEGE:

- Played four seasons (2011-14) at Louisiana State University in Baton Rouge, La.
- Four-year letter winner at running back for the Tigers
- Played in 48 games with seven starts
- Rushed for 1,547 yards and 27 touchdowns as part of a talented and deep LSU backfield
- Tied for No. 8 in LSU history in career rushing touchdowns with 27
- Senior season cut short after he suffered a shoulder injury against Alabama
- Had four 100-yard rushing games for career, which included a career-best of 141 yards in win over North Texas in 2012
- Member of LSU's 2011 team that posted a 13-0 record during the regular season and captured the SEC title
- Played in 11 games with six starts and finished year third on team with 447 yards and six touchdowns in 2014
- Played in 12 games with no starts, rushing for 310 yards and seven touchdowns on 68 carries in 2013
- Played in 12 games with one start and ranked second on team with 464 rushing yards and six touchdowns in 2012
- Played in 13 games with no starts and tied for the team lead in touchdowns scored with nine total (eight rushing, one receiving) in 2011
- His eight rushing touchdowns was the most in a single season by an LSU freshman since Justin Vincent rushed for 10 touchdowns as a freshman in 2003

PERSONAL:

- Set Louisiana high school record with 8,603 rushing yards during his career at Patterson (La.) High School
- Added 106 rushing touchdowns during prep career
- Finished senior season with 279 carries for 1,804 yards and 22 touchdowns despite missing two games due to injury
- Rushed for 1,825 yards and 18 touchdowns as a freshman and continued his high school career with back-to-back seasons of more than 2,000 yards rushing with 2,377 yards and 34 touchdowns as a sophomore and 2,512 yards and 32 touchdowns as a junior
- Nephew of former LSU and Saints standout RB Dalton Hilliard, who currently ranks second in LSU history in rushing yards with 4,050
- Cousins with former University of Florida and N.Y. Giants star Ike Hilliard

CAREER STATISTICS

REGULAR SEASON		RUSHING							RECEIVING				
Year	Team	GP	GS	Rec	Yds	Avg	Lg	TD	Att	Yds	Avg	Lg	TD
2015	HOU												
PRACTICE SQUAD													
Totals		0	0	0	0	0.0	0	0	0	0	0.0	0	0



DeANDRE HOPKINS

WIDE RECEIVER | 6-1 | 218 | CLEMSON

Hometown: Central, S.C. | 4th NFL Season | 4th with Texans | Age: 24
 Acquired: D1-'13 | 2015 GP/GS (Playoffs): 16/16 (1/1) | Career GP/GS (Playoffs): 48/48 (1/1)
 Teams: Houston 2013-16

10

TRANSACTIONS:

Selected by the Houston Texans with the 27th pick in the first round (27th overall) of the 2013 NFL Draft.

HONORS:

- 2013 PFWA All-Rookie Team
- 2013 Texans Rookie of the Year
- NFL Offensive Rookie of the Month (Sept. 2013)
- AFC Offensive Player of the Week (Week 6, 2015)
- 2015 Pro Bowl
- 2015 AP NFL All-Pro Second Team

CAREER:

- At 23 years, 169 days old, became the third-youngest player in NFL history to reach 200 career receptions and 3,000 career receiving yards, behind only WR Larry Fitzgerald (23 years, 108 days) and WR David Boston (23 years, 126 days)
- Became the third wide receiver in NFL history at age 23-or-younger with 1,400 receiving yards and 11 receiving touchdowns in a season (Issac Bruce, Randy Moss)
- Became the first player in NFL history with at least nine catches and 145 receiving yards in three consecutive games (Weeks 4-6, 2015)
- Passed WR Andre Johnson for the most receptions (239), receiving yards (3,533), receiving touchdowns (19) and 100-yard receiving games (11) in a player's first three seasons in franchise history
- Set a franchise record for the most receiving touchdowns in a single season (10) in 2015, surpassing WR Andre Johnson's previous record of nine in 2009
- The 25th player in NFL history to amass 2,000 yards receiving through his first two seasons
- Became the second player in franchise history to eclipse the 1,000-yard mark in 2014 (WR Andre Johnson 2004, 06, 2008-10, 2012-13). Accomplished the feat vs. Tennessee (11/30/14) in the 12th game of the season.
- Reached 1,000 career yards receiving in his 19th game
- Reached 2,000 career yards receiving in his 31st game. The second youngest (22 years, 198 days) player in NFL history to reach 2,000 yards
- Became the fastest player in team history to reach 3,000 receiving yards, doing so in his 42nd career game. The previous record was held by Andre Johnson (48 games)
- Reached 100 career catches in his 27th game
- Became the fastest player in team history to reach 200 receptions, doing so in his 42nd career game. The previous record was held by WR Andre Johnson (43 games)
- Became the first player in team history to accumulate 1,000 receiving yards in the first 10 games of a season (2015)
- Second player under the age of 24 to amass 3,500 career receiving yards (Randy Moss)
- Had a career-high 238 yards vs. Tennessee (11/30/14), which was the fourth 200-yard receiving game in franchise history. Averaged 26.4 yards per reception, which was the highest single-game average for a player with at least five receptions in franchise history
- Has 11 100-yard games in his career, which is second-most in franchise history and the most in a player's first three seasons in team history
- His six 100-yard games in 2015 is tied for the second-most such games in a season in franchise history
- Ranks fourth in franchise history with 3,533 yards receiving, fifth with 19 receiving touchdowns, and fifth with 239 receptions
- Had a streak of four consecutive 100-yard receiving games from Week 3 to 6 in 2015, which is tied for the longest in franchise history
- Became the second player in franchise history to record a 100-catch season in 2015
- Had 81 receptions through 11 games in 2015, which was the most by any player 23-or-younger in NFL history
- Set single-season career highs in receptions (111), receiving yards (1,521), receiving touchdowns (11) and 100-yard receiving games (six) in 2015. Ranked third in the NFL in recep-

2015 STATISTICS

REGULAR SEASON				RECEIVING					RUSHING				
Date	Opp	GP	GS	Rec	Yds	Avg	Lg	TD	Att	Yds	Avg	Lg	TD
9/13	KC	1	1	9	98	10.9	17	2	0	0	0.0	0	0
9/20	at CAR	1	1	5	53	10.6	16	0	0	0	0.0	0	0
9/27	TB	1	1	8	101	12.6	29	1	0	0	0.0	0	0
10/4	at ATL	1	1	9	157	17.4	28	0	0	0	0.0	0	0
10/8	IND	1	1	11	169	15.4	34	0	0	0	0.0	0	0
10/18	at JAX	1	1	10	148	14.8	29	2	0	0	0.0	0	0
10/25	at MIA	1	1	6	50	8.3	11	0	0	0	0.0	0	0
11/1	TEN	1	1	8	94	11.8	21	1	0	0	0.0	0	0
11/16	at CIN	1	1	5	57	11.4	22	1	0	0	0.0	0	0
11/22	NYJ	1	1	5	118	23.6	61t	2	0	0	0.0	0	0
11/29	NO	1	1	5	36	7.2	13	0	0	0	0.0	0	0
12/6	at BUF	1	1	5	88	17.6	29	1	0	0	0.0	0	0
12/13	NE	1	1	3	52	17.3	40	0	0	0	0.0	0	0
12/20	at IND	1	1	8	94	11.8	28	0	0	0	0.0	0	0
12/27	at TEN	1	1	7	117	16.7	44	1	0	0	0.0	0	0
1/3/16	JAX	1	1	7	89	12.7	20	0	0	0	0.0	0	0
Totals		16	16	111	1,521	13.7	61t	11	0	0	0.0	0	0
POSTSEASON				RECEIVING					RUSHING				
Date	Opp	GP	GS	Rec	Yds	Avg	Lg	TD	Att	Yds	Avg	Lg	TD
1/9/16	KC (WC)	1	1	6	69	11.5	17	0	0	0	0.0	0	0
Totals		1	1	6	69	11.5	17	0	0	0	0.0	0	0

CAREER STATISTICS

REGULAR SEASON				RECEIVING					RUSHING				
Year	Team	GP	GS	Rec	Yds	Avg	Lg	TD	Att	Yds	Avg	Lg	TD
2013	HOU	16	16	52	802	15.4	66	2	0	0	0.0	0	0
2014	HOU	16	16	76	1,210	15.9	76t	6	0	0	0.0	0	0
2015	HOU	16	16	111	1,521	13.7	61t	11	0	0	0.0	0	0
Totals		48	48	239	3,533	14.8	76t	19	0	0	0.0	0	0
POSTSEASON				RECEIVING					RUSHING				
Year	Team	GP	GS	Rec	Yds	Avg	Lg	TD	Att	Yds	Avg	Lg	TD
2015	HOU	1	1	6	69	11.5	17	0	0	0	0.0	0	0
Totals		1	1	6	69	11.5	17	0	0	0	0.0	0	0

ADDITIONAL REGULAR SEASON STATISTICS

Regular Season Misc. Tackles: 2013 - 3; 2014 - 1; 2015 - 4 | Postseason Misc. Tackles: 2015- 1

CAREER GAME HIGHS

Receptions: 11 vs. IND, 10/8/15 (169 yards) | Receiving Yards: 238 vs. TEN, 11/30/14 (9 receptions)
 Receiving TDs: 2, 4x - last: vs. NYJ, 11/22/15 | Receiving Long: 76t vs. WAS, 9/7/14

tions and receiving yards and tied for seventh in receiving touchdowns

- Currently the Texans all-time leader in yards per reception at 14.8
- Finished the 2015 regular season with the third-most receptions (111), fourth-most receiving yards (1,521) and the most receiving touchdowns (11) in a single season in franchise history
- Extended his streak of consecutive regular season games started to 48, which ranks second among all active NFL wide receivers, and has caught a pass in all 48 games played

2015 (Houston 16/16, 1/1):

- Earned Pro Bowl and Associated Press NFL All-Pro Second Team honors
- Started all 16 games and set career highs with 111 receptions, 1,521 yards, six 100-yard receiving games and a franchise-record 11 receiving touchdowns
- Ranked third in the NFL in receptions and receiving yards and tied for seventh in receiving touchdowns
- Finished the regular season with the third-most receptions, fourth-most receiving yards and the most receiving touchdowns in a single season in franchise history
- Passed WR Andre Johnson for the most receptions (239), receiving yards (3,533), receiving touchdowns (19) and 100-yard receiving games (11) in a player's first three seasons in franchise history

DeANDRE HOPKINS

- Led both teams with 98 receiving yards and two receiving touchdowns on nine receptions vs. Kansas City (9/13). Scored 14 total points (two receiving touchdowns, one two-point conversion), which was the second-highest single-game total by a wide receiver in team history. Caught a touchdown pass in his third consecutive home opener (2013-15). Passed RB Arian Foster (2,041) for the fourth-most career receiving yards in team history
- Finished with five receptions for 53 yards at Carolina (9/20)
- Led the team with eight receptions for 101 yards (12.6 avg.) and a touchdown vs. Tampa Bay (9/27). Had three receiving touchdowns in the first three games, which tied for the most by a Texans player through the first three games of a season. Tied WR Jacoby Jones (11) for the seventh-most career touchdown receptions in team history
- Recorded 157 receiving yards with nine receptions at Atlanta (10/4). Posted back-to-back 100-yard receiving games for the first time in his career (Weeks 3-4)
- Led the team with a career-high 11 catches for 169 yards and posted his first career game with 10-or-more receptions vs. Indianapolis (10/8). His 42 receptions and 578 receiving yards were the most through the first five games of a season in Texans history. His seven receptions in the first half tied for the fourth-most in the first half of a game in franchise history
- Caught 10 passes for 148 yards and two touchdowns at Jacksonville (10/18). Recorded his fourth consecutive 100-yard receiving game, which tied the franchise record (WR Andre Johnson, 2008). Became the first player in NFL history with at least nine catches and 145 receiving yards in three consecutive games (Weeks 4-6). Had the second-most receptions (52) and fourth-most yards (726) through six games in NFL history. Second player in team history with back-to-back games with 10 catches. Tied WR Corey Bradford (five) for the most receiving touchdowns in the first six games of a season in Texans history. Passed WR Jabar Gaffney (171) for the fifth-most career receptions in team history. Passed RB Steve Slaton (2,643) for the sixth-most career scrimmage yards in team history. Scored on a 9-yard reception and a 26-yard pass from QB Brian Hoyer in the fourth quarter
- Passed WR Andre Johnson (35 in 2006) for the second-most receptions in a single October in Texans history. Finished the month with 36 receptions for 524 yards and two touchdowns. His receiving yards totals also ranked as the second-most in October in team history
- Caught six passes for 50 yards in the game at Miami (10/25). Ended a streak of consecutive 100-yard receiving games at four, which tied the franchise record (Weeks 3-6)
- Led the team with eight receptions for 94 yards and a touchdown vs. Tennessee (11/1). Passed WR Andre Johnson (2,806) for the most receiving yards in a player's first three seasons in franchise history. Caught a 21-yard touchdown pass from QB Brian Hoyer in the first quarter to give the team a 7-3 lead
- Caught five passes for 57 yards and a touchdown at Cincinnati (11/16). Set a single-season career-high in touchdown receptions, surpassing his previous high of six in 2014. Passed RB Arian Foster (14) for the fifth-most career receiving touchdowns in Texans history
- Led the team with five catches for 118 yards (23.6 avg.) and two touchdowns vs. N.Y. Jets (11/22). Scored a 61-yard receiving touchdown in the second quarter, the second-longest touchdown reception of his career. Scored again on a 20-yard pass in the third quarter to give the team a 24-10 lead
- At 23 years, 169 days old, became the third-youngest player in NFL history to reach 200 career receptions and 3,000 career receiving yards, behind only WR Larry Fitzgerald (23 years, 108 days) and WR David Boston (23 years, 126 days)
- Became the fastest player in team history to reach 200 receptions, doing so in his 42nd career game. The previous record was held by WR Andre Johnson (43 games)
- Became the fastest player in team history to reach 3,000 receiving yards, doing so in his 42nd career game. The previous record was held by WR Andre Johnson (48 games)
- Became the first player in team history to accumulate 1,000 receiving yards in the first 10 games of a season
- Notched his 10th career 100-yard receiving game, passing WR Andre Johnson (nine) for the most 100-yard receiving games in a player's first three seasons in team history
- Tied TE Owen Daniels (four) for the second-most career multiple-touchdown games in Texans history
- Tied WR Andre Johnson (three in 2009) for the most multiple-touchdown games in a single season in team history
- Caught five passes for 36 yards vs. New Orleans (11/29). Passed WR Andre Johnson (208) for the most receptions in a player's first three seasons in team history. His 81 receptions were the most by any player 23-or-younger through 11 team games in NFL history, according to Elias. Set a single-season career-high in receptions, surpassing his previous best of 76 in 2014
- Caught five passes for 88 yards and a touchdown at Buffalo (12/6). Scored on a 29-yard pass from QB Brian Hoyer in the fourth quarter to tie the game at 21
- Caught three passes for 52 yards (17.3 avg.), including a long of 40 yards, vs. New England (12/13). Set a single-season career-high in receiving yards, surpassing his previous high of 1,210 receiving yards in 2014
- Led the team with eight receptions for 94 yards at Indianapolis (12/20)
- Led the team with seven receptions for 117 yards, including a long reception of 44 yards, and a touchdown at Tennessee (12/27). With his third reception of the game in the second quarter, became the second player in franchise history to record a 100-catch season. Passed WR Andre Johnson (103 in 2006) for the fourth-most receptions in a single season in team history. Passed WR Andre Johnson (1,407 in 2013) for the fourth-most receiving yards in a single season in Texans history. Scored his 11th touchdown of the season and 19th of his career on a 15-yard reception from QB Brandon Weeden in the third quarter, which was a

franchise record for the most receiving touchdowns in a single season. Increased his season totals to 104 receptions for 1,432 yards and 11 touchdowns. Logged his sixth 100-yard game of the season, which tied for the second-most such games in a season in franchise history

- Became just the third wide receiver in NFL history at age 23-or-younger with 1,400 receiving yards and 11 receiving touchdowns in a season (WR Issac Bruce, WR Randy Moss)
- Led the team with seven receptions for 89 yards, including a long of 20 yards vs. Jacksonville (1/3/16)
- Extended his streak of consecutive regular season games started to 48, which ranked second among all active NFL wide receivers
- Caught a pass in his 48th straight regular season game
- In his first career playoff start, led the team with six receptions for 69 yards in the AFC Wild Card Game vs. Kansas City (1/9/16). His receiving yardage total ranked as the sixth-highest mark in a postseason game in Texans history, while his reception total ranked seventh

2014 (Houston 16/16):

- Named a Pro Bowl alternate after becoming the second player in franchise history to eclipse the 1,000-yard mark. Finished his second NFL season with 76 catches for 1,210 yards and six touchdowns
- Hauled in a career long 76-yard touchdown in the second quarter in a win vs. Washington (9/7). Finished the game with four receptions for 89 yards
- Scored a 12-yard touchdown and finished with 22 yards at Oakland (9/14)
- Registered a six-catch, 116-yard performance and went over the 1,000-yard mark for his career against the N.Y. Giants (9/21) in Week 3. Recorded the second 100-yard game of his career
- Set a career high for touchdowns in a season (3) when he caught a 35-yard touchdown pass against Buffalo (9/28) in Week 4. Finished the game with five catches for 64 yards
- Led the team with six receptions for 63 yards at Dallas (10/5) in Week 5
- Posted his third career game with 100 yards receiving, catching six passes for 108 yards at Pittsburgh (10/20) in Week 7
- Moved into eighth place on the franchise's yards receiving list with five receptions for 95 yards at Tennessee (10/26) in Week 8. Entered the game with 1,276 yards receiving and passed RB Domanick Williams (1,276) and TE Joel Dreessen (1,323)
- Recorded his third 100-yard receiving game of the season and fourth of his career vs. Philadelphia (11/2) in Week 9. Caught six passes for 115 yards and a touchdown and tied TE Owen Daniels for the second-most 100-yard receiving games in franchise history with four. Recorded Houston's fourth takeaway of the game, recovering LB DeMeco Ryans' fumble at the Philadelphia 7-yard line in the fourth quarter
- Caught four passes for 80 yards with a long of 41 at Cleveland (11/16) in Week 11
- Caught his 100th career pass and passed his single-season career high (802 yards) in Week 12 vs. Cincinnati. Finished with five catches for 39 yards
- Had career-highs of 238 yards receiving, two touchdowns receiving and nine receptions vs. Tennessee (11/30) in Week 13. It was the fourth 200-yard receiving game and second highest total in franchise history. Averaged 26.4 yards per reception, the highest single-game average for a player with at least five receptions in franchise history. Tied a franchise single-game record with four receptions of 25-plus yards. Became the second player in franchise history to eclipse the 1,000-yard mark in franchise history. Had 117 yards receiving in the first half and 121 in the second half, the first time in his career he had over 100 yards in a single half
- Made four catches for 49 yards at Jacksonville (12/7) in Week 14. Also recovered an offensive fumble to keep a drive alive
- Led all receivers with five receptions for 77 yards at Indianapolis (12/14) in Week 15
- Caught five passes for 38 yards vs. Baltimore (12/21). Became the fifth player in franchise history with more than 2,000 receiving yards and the second-youngest (22 years, 198 days) player in NFL history to reach 2,000 yards receiving. Became the 25th player in NFL history with 2,000 yards receiving through his first two seasons

2013 (Houston 16/16):

- Started all 16 games at wide receiver and finished the season with 52 receptions for 802 yards (15.4 avg.), ranking second in both categories among rookies in franchise history to Andre Johnson's 66 receptions for 976 yards in 2003
- Earned a spot on the PFWA All-Rookie Team and was voted the Texans Rookie of the Year by teammates
- Caught at least one pass in all 16 games
- Named NFL Offensive Rookie of the Month in September after finishing the month with 20 receptions for 270 yards (13.5 avg.) and a touchdown
- Made his first career start at wide receiver in his NFL debut and recorded five receptions for 66 yards (13.2 avg.) at San Diego (9/9) in Week 1
- Recorded seven receptions for 117 yards (16.7 avg.) and the game-winning touchdown in overtime vs. Tennessee (9/15) to become the youngest player in NFL history to score the game-winning touchdown in overtime at 21 years and 101 days
- Had the second-most yards receiving ever by a Texans rookie vs. Tennessee in Week 2, (WR Andre Johnson, 122 at Buffalo, 11/16/03) and tied for the second-most receptions by a rookie in franchise history
- Recorded a game-high six receptions for 60 yards at Baltimore (9/22) in Week 3
- Recorded three receptions for 76 yards (25.3 avg.) and a touchdown at Kansas City (10/20) in Week 7
- Recorded a game-high six receptions for 69 yards (11.5 avg.) at Arizona (11/10)
- Caught two passes for 77 yards (38.5 avg.), including a career-long and franchise-long

DeANDRE HOPKINS

reception by a rookie 66-yarder vs. New England (12/1) in Week 13

COLLEGE:

- Played three seasons (2010-12) at Clemson (S.C.) University
- Appeared in 39 games, starting 32 contests for the Tigers
- Had 206 receptions for 3,020 yards (14.7 avg) and 27 touchdowns, adding 32 yards on a pair of kickoff returns and 82 yards on 12 punt returns (6.8 avg), to amass 3,134 all-purpose yards, an average of 80.4 yards per game
- The only player in Clemson history with multiple 100-yard receiving performances in bowl games (105 vs. South Florida in the 2010 Meineke Car Care Bowl; 107 vs. West Virginia in the 2012 Orange Bowl; 191 yards vs. Louisiana State in the 2012 Chick-fil-A Bowl), as he tallied 32 receptions for 403 yards and three touchdowns in three postseason appearances
- His 206 receptions rank seventh in Atlantic Coast Conference history and second on the school career list, topped by only WR Aaron Kelly (232; 2005-08), as they are the only Tigers to ever catch 200 passes for the university
- His 3,020 receiving yards are the sixth-highest total by an ACC player and set a school record, breaking the previous mark of 2,733 yards by WR Aaron Kelly
- Was the sixth player from an ACC institution to gain 3,000 yards receiving in a career, joining WR Conner Vernon of Duke (3,749; 2009-12), WR Peter Warrick of Florida State (3,517; 1996-99), WR Torry Holt of North Carolina State (3,379; 1995-98), WR Clarkston Hines of Duke (3,318; 1986-89) and WR Jerricho Cotchery of North Carolina State (3,119; 2000-03)
- His 27 touchdown grabs tied WR Herman Moore of Virginia (1988-90) for eighth on the ACC all-time record chart, as it also set a school record
- Majored in community recreation, sport and camp management

PERSONAL:

- Attended D.W. Daniel High School in Central, S.C., playing football for Head Coach Randy Robinson
- Registered 57 receptions for 1,266 yards and 18 touchdowns on offense and 28 interceptions, returning five for touchdowns on defense
- Had 11 punt returns for 289 yards and three touchdowns, along with two kickoff returns for 119 yards and one score as a senior
- Rated the 12th-best receiver in the nation and the state's eighth-best overall prospect by Rivals.com, and was the 14th-ranked cornerback by Scout.com and ESPN rated him the 29th-best athlete
- Super Prep's sixth-ranked athlete in the state, he received All-State first-team honors from the Charlotte Observer and The State, adding All-Southern honors from the Orlando Sentinel
- A finalist for state "Mr. Football" accolades, he was twice named All-State (defense) by the Associated Press
- Participated in the Offense-Defense All American game and the Shrine Bowl
- Two-time Seneca Daily Journal Player-of-the-Year and Anderson Independent Player-of-the-Year choice, in addition to receiving Class AAA All-State honors from the High School Sports Report as a junior and senior
- Added co-region player-of-the-year recognition as a senior and was a three-time all-region pick
- Led D.W. Daniel High to a 37-4 record during his gridiron career
- Was also a four-year starter for the school's basketball team, a three-time All-State choice who tallied more than 1,300 points, 400 rebounds, 600 assists, and 200 steals in his career
- Uncle, the late Terry Smith, had 162 receptions as a Clemson Tiger from 1990-93

TEXANS BIOS



AKEEM HUNT

RUNNING BACK | 5-10 | 190 | PURDUE

Hometown: Covington, Ga. | 2nd NFL Season | 2nd with Texans | Age: 23
 Acquired: FA-'15 | 2015 GP/GS (Playoffs): 7/1 (1/0) | Career GP/GS (Playoffs): 7/1 (1/0)
 Teams: N.Y. Giants 2015; Baltimore 2015; Houston 2015-16

33

TRANSACTIONS:

Signed by the New York Giants as a college free agent on May 7, 2015...Signed to the Baltimore Ravens practice squad on Oct. 13, 2015...Released from the Ravens practice squad on Oct. 20, 2015...Signed to the Houston Texans practice squad on Nov. 3, 2015...Signed to the Texans active roster on Nov. 21, 2015.

2015 (Houston 7/1, 1/0):

- Originally signed as a rookie free agent with the N.Y. Giants on May 7
- Signed to the Texans active roster (11/21) after spending time on the practice squad
- Played in his first career game and rushed for two yards on his first career carry vs. N.Y. Jets (11/22)
- Finished with three carries for 27 yards (9.0 avg.) in the game vs. New Orleans (11/29)
- Notched a career-long 12-yard rush in the first quarter vs. New Orleans (11/29)
- Returned his first career kickoff for a gain of 19 yards in the fourth quarter vs. New England (12/13)
- Registered a career-long 21-yard run in the first quarter at Indianapolis (12/20)
- Finished with 26 rushing yards at Indianapolis (12/20)
- Posted a single-game career-high 28 rushing yards on three carries (9.3 avg.), including a career-long of 25 yards vs. Jacksonville (1/3/16) in his first career start

COLLEGE:

- Played four seasons (2011-14) at Purdue University in West Lafayette, Ind.
- Saw action in 49 games and made 17 starts for the Boilermakers
- Career totals included 371 rushing attempts for 2,035 yards (5.5-yard avg.) and 11 touchdowns, 100 receptions for 841 yards and six scores, and 74 kickoff returns for 1,747 yards (23.6-yard average) and six touchdowns
- As a senior in 2014, played in 12 games with seven starts and had career-high totals of 173 rushing attempts for 949 yards (5.5-yard avg.) and six touchdowns and 48 catches for 293 yards
- In his junior season in 2013, played in 12 games with nine starts and led the team with 464 rushing yards on 123 carries and was 2nd with 38 receptions for 340 yards
- Returned 24 kickoffs for 626 yards and one touchdown in 2013
- In 2012, appeared in all 13 games as a reserve and rushed 42 times for 335 yards and two touchdowns (8.0 ypc)
- Caught 13 passes for 204 yards and two touchdowns and returned 39 kickoffs for 867 yards and one touchdown (22.2 ypr)
- Averaged 108.3 all-purpose yards per game in 2012
- Appeared in 12 games as a reserve in 2011 and finished third on the team in rushing with 287 yards and two touchdowns on merely 33 carries (8.7 avg.)
- Movement and sports sciences major

PERSONAL:

- Averaged 5.7 yards per carry as a senior at Newton High School in Covington, Ga., gaining 654 yards on 115 rushes with seven touchdowns
- Caught 15 passes for 231 yards (15.4 average) and two scores
- Team offensive MVP as a senior
- Rushed for 679 yards and seven touchdowns on 114 carries as a junior
- Averaged 4.7 yards per carry and caught nine passes for 47 yards (5.2 average)
- Coach was Cortez Allen
- Given name is Akeem Bernard Hunt
- Born Feb. 22, 1993

2015 STATISTICS

REGULAR SEASON				RUSHING					RECEIVING				
Date	Opp	GP	GS	Att	Yds	Avg	Lg	TD	Rec	Yds	Avg	Lg	TD
Week 1													
Week 2													
Week 3													
Week 4													
Week 5													
WITH BALTIMORE													
10/18	at SF												
Week 7													
Week 8													
WITH HOUSTON													
11/16	at CIN												
11/22	NYJ	1	0	2	4	2.0	2	0	0	0	0.0	0	0
11/29	NO	1	0	3	27	9.0	17	0	1	-2	-2.0	-2	0
12/6	at BUF	1	0	1	7	7.0	7	0	1	0	0.0	0	0
12/13	NE	1	0	1	1	1.0	1	0	0	0	0.0	0	0
12/20	at IND	1	0	5	26	5.2	21	0	2	8	4.0	5	0
12/27	at TEN	1	0	2	3	1.5	3	0	1	6	6.0	6	0
1/3/16	JAX	1	1	3	28	9.3	25	0	1	27	27.0	27	0
Totals		7	1	17	96	5.6	25	0	6	39	6.5	27	0
POSTSEASON													
1/9/16	KC (WC)	1	0	1	0	0.0	0	0	0	0	0.0	0	0
Totals		1	0	1	0	0.0	0	0	0	0	0.0	0	0

CAREER STATISTICS

REGULAR SEASON				RUSHING					RECEIVING				
Year	Team	GP	GS	Att	Yds	Avg	Lg	TD	Rec	Yds	Avg	Lg	TD
2015	HOU	1	1	3	28	9.3	25	0	1	27	27.0	27	0
Totals		7	1	17	96	5.6	25	0	6	39	6.5	27	0
POSTSEASON													
2015	HOU	1	0	1	0	0.0	0	0	0	0	0.0	0	0
Totals		1	0	1	0	0.0	0	0	0	0	0.0	0	0

ADDITIONAL STATISTICS

Return Stats: Returned one kick for 19 yards vs. New England (12/13/15)

CAREER GAME HIGHS

Rushing Attempts: 5 at IND, 12/20/15 | **Rushing Yards:** 28 vs. JAX, 1/3/15 | **Rushing Long:** 25 vs. JAX, 1/3/15
Receptions: 2 at IND, 12/20/15 | **Receiving Yards:** 27 vs. JAX, 1/3/15



KAREEM JACKSON

CORNERBACK | 5-10 | 188 | ALABAMA

Hometown: Macon, Ga. | 7th NFL Season | 7th with Texans | Age: 28
 Acquired: D1-'10 | 2015 GP/GS (Playoffs): 12/10 (1/1) | Career GP/GS (Playoffs): 86/81 (5/5)
 Teams: Houston 2010-16

25

TRANSACTIONS:

Selected by the Houston Texans with the 20th pick in the first round (20th overall) of the 2010 NFL Draft...Re-signed with the Texans on March 9, 2015.

CAREER:

- 2010 first-round draft pick
- Tied for second in team history with 12 career interceptions
- Third in team history with 57 career passes defended
- Tied with LB DeMeco Ryans (86) for the 12th-most regular season games played in Texans history
- Ranks fourth in Texans history with 21 career postseason tackles
- Scored the first interception return for touchdown of his career at any level when he picked off Titans QB Matt Hasselbeck and returned it 63 yards vs. Tennessee (9/30/12)
- Had his first multi-interception day vs. Baltimore (12/21/14)

2015 (Houston 12/10, 1/1):

- Played in 12 games (10 starts) and contributed with a career-high 58 tackles (52 solo), six passes defended, two interceptions, including one returned for a touchdown, one forced fumble, one fumble recovery and one tackle for loss
- Made six solo tackles vs. Kansas City (9/13)
- Made four tackles (three solo) at Carolina (9/20)
- Posted a team-high six solo tackles vs. Tampa Bay (9/27)
- Tied for second on the team with five tackles (four solo) at Atlanta (10/4)
- Inactive in Weeks 7-11
- Intercepted Saints QB Drew Brees in the fourth quarter and returned it 50 yards vs. New Orleans (11/29). The interception marked his first of the season and 11th of his career, tying DB Marcus Coleman and DB Aaron Glenn for the third-most career picks in franchise history. Finished the game with four tackles (two solo), one interception and one tackle for loss
- Tied for the team lead with six tackles, including five solo stops at Buffalo (12/6)
- Led the team with nine solo tackles to go along with one pass defended vs. New England (12/13). His tackle total tied a single-game career-high, having last accomplished the feat on Oct. 5, 2014 at Dallas
- Recovered a fumble forced by CB Johnathan Joseph on Colts WR Griff Whalen in the fourth quarter at Indianapolis (12/20), which led to a field goal and increased Houston's lead to 16-10. It marked his first fumble recovery of the season and second of his career. Also added four solo tackles in the game
- Forced a fumble on Titans RB Antonio Andrews in the first quarter at Tennessee (12/27). S Quintin Demps recovered the ball and returned it for a touchdown. Led the team with five solo tackles, to go along with a forced fumble and a pass defended. Passed DB Marcus Coleman (56) for the third-most career passes defended in team history
- Notched three solo tackles, one interception returned for a touchdown and one pass defended vs. Jacksonville (1/3/16). Returned an interception for a touchdown in the fourth quarter, his first of the season and second of his career. Tied CB Johnathan Joseph (12) for the second-most career interceptions in franchise history. Tied LB DeMeco Ryans (86) for

2015 STATISTICS

REGULAR SEASON				TACKLES					SACKS		INTERCEPTIONS					FUMBLES			
Date	Opp	GP	GS	Tot	Solo	Asst	QBH	TFL	Sk	Yds	Int	Yds	Lg	TD	PD	FF	FR	Yds	TD
9/13	KC	1	1	6	6	0	0	0	0.0	0.0	0	0	0	0	0	0	0	0	0
9/20	at CAR	1	1	4	3	1	0	0	0.0	0.0	0	0	0	0	0	0	0	0	0
9/27	TB	1	1	6	6	0	0	0	0.0	0.0	0	0	0	0	0	0	0	0	0
10/4	at ATL	1	1	5	4	1	0	0	0.0	0.0	0	0	0	0	0	0	0	0	0
10/8	IND	1	1	5	4	1	0	0	0.0	0.0	0	0	0	0	2	0	0	0	0
10/18	at JAX	1	1	1	1	0	0	0	0.0	0.0	0	0	0	0	0	0	0	0	0
10/25	at MIA																		
11/1	TEN																		
11/16	at CIN																		
11/22	NYJ																		
11/29	NO	1	0	4	2	2	0	1	0.0	0.0	1	50	50	0	1	0	0	0	0
12/6	at BUF	1	0	6	5	1	0	0	0.0	0.0	0	0	0	0	0	0	0	0	0
12/13	NE	1	1	9	9	0	0	0	0.0	0.0	0	0	0	0	1	0	0	0	0
12/20	at IND	1	1	4	4	0	0	0	0.0	0.0	0	0	0	0	0	0	1	34	0
12/27	at TEN	1	1	5	5	0	0	0	0.0	0.0	0	0	0	0	1	1	0	0	0
1/3/16	JAX	1	1	3	3	0	0	0	0.0	0.0	1	27	27t	1	1	0	0	0	0
Totals		12	10	58	52	6	0	1	0.0	0.0	2	77	50	1	6	1	1	34	0

POSTSEASON				TACKLES					SACKS		INTERCEPTIONS					FUMBLES			
Date	Opp	GP	GS	Tot	Solo	Asst	QBH	TFL	Sk	Yds	Int	Yds	Lg	TD	PD	FF	FR	Yds	TD
1/9/16	KC (WC)	1	1	7	6	1	0	0	0.0	0.0	0	0	0	0	1	0	0	0	0
Totals		1	1	7	6	1	0	0	0.0	0.0	0	0	0	0	1	0	0	0	0

CAREER STATISTICS

REGULAR SEASON				TACKLES					SACKS		INTERCEPTIONS					FUMBLES			
Year	Team	GP	GS	Tot	Solo	Asst	QBH	TFL	Sk	Yds	Int	Yds	Lg	TD	PD	FF	FR	Yds	TD
2010	HOU	16	16	70	57	13	0	1	0.0	0.0	2	23	23	0	10	0	0	0	0
2011	HOU	15	13	40	35	5	0	2	0.0	0.0	1	0	0	0	6	1	0	0	0
2012	HOU	16	15	53	47	6	0	1	0.0	0.0	4	71	63t	1	17	0	0	0	0
2013	HOU	14	14	56	51	5	0	1	0.0	0.0	0	0	0	0	9	0	1	0	0
2014	HOU	13	13	57	48	9	1	4	0.0	0.0	3	97	65	0	9	0	0	0	0
2015	HOU	12	10	58	52	6	0	1	0.0	0.0	2	77	50	1	6	1	1	34	0
Totals		86	81	334	290	44	1	10	0.0	0.0	12	268	65	2	57	2	2	34	0

POSTSEASON				TACKLES					SACKS		INTERCEPTIONS					FUMBLES			
Year	Team	GP	GS	Tot	Solo	Asst	QBH	TFL	Sk	Yds	Int	Yds	Lg	TD	PD	FF	FR	Yds	TD
2011	HOU	2	2	8	7	1	0	0	0.0	0.0	0	0	0	0	1	0	0	0	0
2012	HOU	2	2	6	4	2	0	0	0.0	0.0	0	0	0	0	2	0	0	0	0
2015	HOU	1	1	7	6	1	0	0	0.0	0.0	0	0	0	0	1	0	0	0	0
Totals		5	5	21	17	4	0	0	0.0	0.0	0	0	0	0	4	0	0	0	0

ADDITIONAL STATISTICS

Touchdowns (2): vs. Tennessee, 9/30/12 (63-yard INT return); vs. Jacksonville, 1/3/16 (27-yard INT return)

CAREER GAME HIGHS

Tackles: 9, 2x – last: vs. NE, 12/13/15 | **INT:** 2 vs. BAL, 12/21/14 | **Return Yards:** 65 at OAK, 9/14/14
PD: 2, 14x – last: vs. IND, 10/8/15 | **FR:** 1, 2x – last: at IND, 12/20/15 | **FF:** 1, 2x – last: at TEN, 12/27/15

- the 12th-most regular season games played in Texans history
- Contributed with seven tackles (six solo) and one pass defended in Wild Card Game vs. Kansas City (1/9/16)

2014 (Houston 13/13):

- Started all 13 games he played in and ended the season with 57 tackles and nine passes defended. Tied for the team lead with three interceptions
- Started and made eight tackles vs. Washington (9/7) in Week 1
- Intercepted a pass and returned it for a career best 65 yards and registered two pass-defended and two tackles at Oakland (9/14) in Week 2
- Recorded two tackles, two tackles for loss and one pass defended at N.Y. Giants (9/21)
- Notched six tackles and a pass defended vs. Buffalo (9/28) in Week 4
- Tied for the team-lead and matched a career-high with nine tackles in Week 5 at Dallas

KAREEM JACKSON

(10/5)

- Made five tackles vs. Indianapolis (10/9) in Week 6
- Was second on the team with five tackles and had a quarterback hit at Pittsburgh (10/20) in Week 7
- Registered four tackles, a tackle for loss and two passes defended at Tennessee (10/26) in Week 8
- Made one tackle vs. Philadelphia (11/2) in Week 9 before leaving the game due to injury
- Inactive in Weeks 11-13
- Notched four tackles at Jacksonville (12/7) in Week 14
- Had six tackles, a tackle for loss and a pass defended at Indianapolis (12/14) in Week 15
- Had his first multi-interception game of his career vs. Baltimore (12/21) in Week 16. Intercepted QB Joe Flacco twice in Ravens territory, which led to 10 points
- Made four tackles vs. Jacksonville (12/28) in Week 17

2013 (Houston 14/14):

- Started all 14 games he played in and recorded 62 tackles, eight passes defended, a tackle for loss and fumble recovery
- Tied career highs in tackles with nine (eight solo) and passes defended with two vs. Tennessee (9/15) in Week 2
- Recorded three solo tackles and a pass defended at San Francisco (10/6)
- Recorded seven solo tackles, a pass defended and the first fumble recovery of his career at Kansas City (10/20) in Week 7
- Suffered a rib injury in the second quarter and did not return at Arizona (11/10)
- Inactive due to a rib injury vs. Oakland (11/17) in Week 11 and vs. Jacksonville (11/24) in Week 12
- Returned to start vs. New England (12/1) in Week 13
- Tied a career high with two passes defended vs. Denver (12/22) in Week 16

2012 (Houston 16/15, 2/2):

- Led Texans defenders with a career-high four interceptions on the season
- Made five tackles (four solo) and broke up two passes including an interception of Ryan Tannehill in the season opener vs. Miami (9/9)
- Named the Defensive Player of the Game at Jacksonville (9/16)
- Made nine solo tackles and broke up a pass at Denver (9/23)
- Scored his first career touchdown when he intercepted a QB Matt Hasselbeck pass and returned it 63 yards to the end zone vs. Tennessee (9/30)
- Intercepted a QB Mark Sanchez pass in the fourth quarter to seal the victory at the N.Y. Jets (10/8), and added three tackles (two solo)
- Intercepted a QB Jay Cutler pass in the second quarter and added four tackles (four solo) and two passes defended at Chicago (11/11)
- Made five tackles and broke up a pass vs. Jacksonville (11/18)
- Collected six tackles and a pass defended at Detroit (11/22)
- Registered six tackles (four solo) and two passes defended at Tennessee (12/2)
- Recorded three tackles at New England (12/10)
- Had six tackles (five solo) and a pass defended vs. Indianapolis (12/16)
- Collected four tackles (three solo) and two passes defended vs. Minnesota (12/23)
- Tallied eight tackles (six solo) and a pass defended at Indianapolis (12/30)
- Made two tackles and two passes defended in AFC Wild Card Playoff vs. Cincinnati (1/5/13)
- Made four tackles in the AFC Divisional playoff at New England (1/13/13)

2011 (Houston 15/13, 2/2):

- Finished with 40 tackles (35 solo), six passes defended, an interception and a forced fumble
- Forced a fumble and made four tackles (three solo) at Miami (9/18)
- Tied for the team lead with eight tackles (seven solo) at New Orleans (9/25)
- Had five solo tackles and broke up two passes vs. Cleveland (11/6)
- Registered his first interception of the season vs. Atlanta (12/4)
- Had five solo tackles vs. Tennessee (1/1/12)
- Started in his postseason debut and made four tackles, including three solos in AFC Wild Card Playoff vs. Cincinnati (1/7/12)
- Recorded four solo tackles and one pass defended in AFC Divisional Playoff at Baltimore (1/15/12)

2010 (Houston 16/16):

- Started at cornerback all 16 games, where he made 71 tackles (57 solo) and had two interceptions
- Made five solo tackles and intercepted the first pass of his NFL career and returned it 23 yards vs. the N.Y. Giants (10/10)
- Recorded six tackles (five solo) and intercepted a pass from QB Philip Rivers vs. San Diego (11/7)
- Forced a fumble at Denver (12/26)

COLLEGE:

- Played four seasons (2006-09) at the University of Alabama in Tuscaloosa, Ala.
- Appeared in 41 career games with the Crimson Tide and started 40 contests, registering 159 tackles (106 solo) with eight tackles for loss (24 yards)
- Deflected 29 passes (fourth on Alabama's all-time list) and recorded five interceptions (164


yards, 32.8 avg.) while registering one forced fumble and one fumble recovery

- Blocked two kicks and returned one punt for eight yards

PERSONAL:

- Attended Westside High School in Macon, Ga. and compiled 1,436 rushing yards with 20 touchdowns and nine receptions for 256 yards with two touchdowns as a senior
- Concluded a three-year varsity career with over 3,447 rushing yards and 46 touchdowns

TEXANS BIOS



CHARLES JAMES

CORNERBACK | 5-9 | 179 | CHARLESTON SOUTHERN

Hometown: Jacksonville, Fla. | 3rd NFL Season | 2nd with Texans | Age: 26
 Acquired: W-'15 (BAL) | 2015 GP/GS (Playoffs): 9/1 (0/0) | Career GP/GS (Playoffs): 21/1 (0/0)
 Teams: N.Y. Giants 2013; Houston 2014; Baltimore 2015; Houston 2015-16

25

TRANSACTIONS:

Signed by the N.Y. Giants as a college free agent on May 10, 2013...Waived by the Giants on August 31, 2013...Signed by the Giants to the practice squad on Sept. 1, 2013...Signed by the Giants to the active roster on Oct. 5, 2013...Waived by the Giants on Aug. 26, 2014...Signed by the Houston Texans to their practice squad on Oct. 1, 2014...Signed by the Texans on Dec. 29, 2014...Waived by the Texans on Sept. 5, 2015...Signed to the Baltimore Ravens practice squad on Sept. 8, 2015...Signed to the Ravens active roster Oct. 13, 2015...Waived by the Ravens on Oct. 17, 2015...Claimed off waivers by the Texans on Oct. 19, 2015...Re-signed with the Texans on March 7, 2016.

2015 (Houston 9/1, 0/0):

- Played in nine games and made his first career start in 2015. Totaled career highs with 14 tackles (seven solo), including one tackle for loss, five special teams stops and one pass defended
- Started the season on the Ravens' practice squad after spending training camp with the Texans
- Claimed off waivers by the Texans on Oct. 19 after being released by the Ravens
- Downed a Shane Lechler punt on the Titans' 6-yard line in the first quarter vs. Tennessee (11/1). Also contributed with one tackle on defense
- Finished with a career-high six tackles (four solo), including one for loss, and one special teams stop at Cincinnati (11/16). Notched his first career tackle for loss when he brought down Bengals RB Jeremy Hill for a 3-yard loss in the second quarter
- Made his first career NFL start vs. N.Y. Jets (11/22)
- Downed two punts inside the 10-yard line, including one at the 9-yard line and one at the 5-yard line at Buffalo (12/6)
- Placed on Injured Reserve on Dec. 29

2014 (Houston 0/0):

- Signed to the Texans practice squad on Oct. 1

2013 (N.Y. Giants 12/0):

- Played in 12 regular season games, mostly on special teams

COLLEGE:

- Played four seasons (2009-12) at Charleston (S.C.) Southern University
- Named All-American following his senior season in which he set the CSU career interception record with 12
- Helped the Bucs rally from an 0-3 start to a 5-6 finish and four-straight home wins to close out his career
- Key member of the Bucs secondary, which finished the season as the nation's No. 3 pass defense, allowing just 145.5 passing yards per game
- Compiled 32 tackles and 14 pass breakups in his final season at CSU
- Earned First Team All-Big South honors and was named Third Team All-American by Phil Steele.
- Named to the Stars' roster in the 2013 Raycom College Football All-Star Classic

PERSONAL:

- Attended Mandarin High School in Jacksonville, Fla.
- Degree in communications from Charleston Southern
- Started sock line in 2016

2015 STATISTICS

REGULAR SEASON				TACKLES					SACKS		INTERCEPTIONS					FUMBLES				
Date	Opp	GP	GS	Tot	Solo	Asst	QBH	TFL	Sk	Yds	Int	Yds	Lg	TD	PD	FF	FR	Yds	TD	
WITH BALTIMORE																				
9/13	at DEN			PRACTICE SQUAD																
9/20	at OAK			PRACTICE SQUAD																
9/27	CIN			PRACTICE SQUAD																
10/1	at PIT			PRACTICE SQUAD																
10/11	CLE			PRACTICE SQUAD																
WITH HOUSTON																				
10/25	at MIA	1	0	1	1	0	0	0	0.0	0.0	0	0	0	0	0	0	0	0	0	0
11/1	TEN	1	0	1	0	1	0	0	0.0	0.0	0	0	0	0	0	0	0	0	0	0
11/16	at CIN	1	0	6	4	2	0	1	0.0	0.0	0	0	0	0	0	0	0	0	0	0
11/22	NYJ	1	1	3	1	2	0	0	0.0	0.0	0	0	0	0	1	0	0	0	0	0
11/29	NO	1	0	1	1	0	0	0	0.0	0.0	0	0	0	0	0	0	0	0	0	0
12/6	at BUF	1	0	0	0	0	0	0	0.0	0.0	0	0	0	0	0	0	0	0	0	0
12/13	NE	1	0	0	0	0	0	0	0.0	0.0	0	0	0	0	0	0	0	0	0	0
12/20	at IND	1	0	0	0	0	0	0	0.0	0.0	0	0	0	0	0	0	0	0	0	0
12/27	at TEN	1	0	2	0	2	0	0	0.0	0.0	0	0	0	0	0	0	0	0	0	0
1/3/16	JAX			INJURED RESERVE																
Totals		9	1	14	7	7	0	1	0.0	0.0	0	0	0	0	1	0	0	0	0	0

CAREER STATISTICS

REGULAR SEASON				TACKLES					SACKS		INTERCEPTIONS					FUMBLES				
Year	Team	GP	GS	Tot	Solo	Asst	QBH	TFL	Sk	Yds	Int	Yds	Lg	TD	PD	FF	FR	Yds	TD	
2013	NYG	12	0	0	0	0	0	0	0.0	0.0	0	0	0	0	0	0	0	0	0	0
2014	HOU	0	0	0	0	0	0	0	0.0	0.0	0	0	0	0	0	0	0	0	0	0
2015	HOU	9	1	14	7	7	0	1	0.0	0.0	0	0	0	0	1	0	0	0	0	0
Totals		21	1	14	7	7	0	1	0.0	0.0	0	0	0	0	1	0	0	0	0	0


ADDITIONAL STATISTICS

Special Teams Tackles (9): 2014 - 4; 2015 - 5

CAREER GAME HIGHS

Tackles: 6 at CIN, 11/16/15 | TFL: 1 at CIN, 11/16/15 | PD: 1 vs. NYJ, 11/22/15 | ST Tackles: 2,2x - last: at MIA, 10/25/15

TEXANS BIOS



KEVIN JOHNSON

CORNERBACK | 6-0 | 188 | WAKE FOREST

Hometown: Clarksville, Md. | 2nd NFL Season | 2nd with Texans | Age: 23
 Acquired: D1-'15 | 2015 GP/GS (Playoffs): 16/10 (1/1) | Career GP/GS (Playoffs): 16/10 (1/1)
 Teams: Houston 2015-16

30

TRANSACTIONS:

Selected by the Houston Texans with the 16th pick in the first round (16th overall) of the 2015 NFL Draft.

2015 (Houston 16/10, 1/1):

- Played all 16 games and made 10 starts in his rookie season. Compiled 52 tackles (47 solo), nine passes defended, one interception and three tackles for loss
- Made his NFL debut vs. Kansas City (9/13) and made one solo tackle on defense and one special teams stop
- Recorded two solo tackles and one pass defended vs. Carolina (9/20)
- Had three tackles (two solo) and a pass defended vs. Tampa Bay (9/27)
- Tied for second on the team with five tackles (all solo) at Atlanta (10/4)
- Registered four tackles (three solo) and one pass defended in his second straight start of the season vs. Indianapolis (10/8)
- Recorded his first career interception in the third quarter when he picked off Titans QB Zach Mettenberger and returned it 22 yards vs. Tennessee (11/1). Tied for fourth on the team with a career-high six tackles (five solo), including his first two tackles for loss of the season
- Tied for fourth on the team with three solo tackles at Tennessee (12/27)

COLLEGE:

- Played four seasons (2010; 2012-14) at Wake Forest University in Winston-Salem, N.C.
- Redshirted the season as a member of the scout team in 2011
- Played in 47 career games for the Demon Deacons, starting the last 41 games he appeared in
- Recorded 191 tackles (125 solo), seven interceptions, 35 pass breakups, three forced fumbles and two fumble recoveries in four seasons
- Received honorable mention All-ACC from the media and second team from the ACC Coaches and second team All-ACC by Phil Steele in 2014
- Finished his career with 35 pass breakups, the fourth-highest total in school history
- Had 43 tackles on the season and 3.5 tackles for loss as a senior in 2014
- Tied for the team lead with six pass breakups in 2014
- Played in the Senior Bowl following the season
- Named All-ACC honorable mention by the media and third team All-ACC by the ACC Coaches in 2013
- Started all 12 games at cornerback, finishing with 58 tackles (39 solo), three interceptions, one forced fumble and a team-best 12 pass breakups in 2013
- Ranked second in the ACC with 1.25 passes defended per game in 2013
- Played in and started all 12 games on the year, finishing with 58 tackles (34 solo), 3.5 tackles for loss, a half-sack, two forced fumbles and a fumble recovery in 2012
- Named honorable mention All-ACC by the coaches in 2012
- Led the team with 15 pass breakups and three interceptions in 2012
- Ranked second in the ACC in passes defended in 2012 with 18 which tied for second in school history
- Tied for eighth in the league with three interceptions in 2012
- Named the ACC Defensive Back of the Week once in 2012
- One of three true freshmen to play in 2010, appearing in 11 games with five starts
- Tallied 31 tackles on the season, including 20 solo stops and two pass breakups in 2010

2015 STATISTICS

REGULAR SEASON				TACKLES					SACKS		INTERCEPTIONS					FUMBLES				
Date	Opp	GP	GS	Tot	Solo	Asst	QBH	TFL	Sk	Yds	Int	Yds	Lg	TD	PD	FF	FR	Yds	TD	
9/13	KC	1	0	1	1	0	0	0	0.0	0.0	0	0	0	0	0	0	0	0	0	0
9/20	at CAR	1	0	2	2	0	0	0	0.0	0.0	0	0	0	0	1	0	0	0	0	0
9/27	TB	1	0	3	2	1	0	0	0.0	0.0	0	0	0	0	1	0	0	0	0	0
10/4	at ATL	1	1	5	5	0	0	0	0.0	0.0	0	0	0	0	0	0	0	0	0	0
10/8	IND	1	1	4	3	1	0	0	0.0	0.0	0	0	0	0	1	0	0	0	0	0
10/18	at JAX	1	0	4	4	0	0	0	0.0	0.0	0	0	0	0	1	0	0	0	0	0
10/25	at MIA	1	1	1	1	0	0	0	0.0	0.0	0	0	0	0	0	0	0	0	0	0
11/1	TEN	1	1	6	5	1	0	2	0.0	0.0	1	22	22	0	1	0	0	0	0	0
11/16	at CIN	1	1	3	2	1	0	0	0.0	0.0	0	0	0	0	2	0	0	0	0	0
11/22	NYJ	1	1	4	4	0	0	0	0.0	0.0	0	0	0	0	1	0	0	0	0	0
11/29	NO	1	1	4	4	0	0	1	0.0	0.0	0	0	0	0	0	0	0	0	0	0
12/6	at BUF	1	1	3	2	1	0	0	0.0	0.0	0	0	0	0	1	0	0	0	0	0
12/13	NE	1	0	2	2	0	0	0	0.0	0.0	0	0	0	0	0	0	0	0	0	0
12/20	at IND	1	1	4	4	0	0	0	0.0	0.0	0	0	0	0	0	0	0	0	0	0
12/27	at TEN	1	0	3	3	0	0	0	0.0	0.0	0	0	0	0	0	0	0	0	0	0
1/3/16	JAX	1	1	3	3	0	0	0	0.0	0.0	0	0	0	0	0	0	0	0	0	0
Totals		16	10	52	47	5	0	3	0.0	0.0	1	22	22	0	9	0	0	0	0	0
POSTSEASON				TACKLES					SACKS		INTERCEPTIONS					FUMBLES				
Date	Opp	GP	GS	Tot	Solo	Asst	QBH	TFL	Sk	Yds	Int	Yds	Lg	TD	PD	FF	FR	Yds	TD	
1/9/16	KC (WC)	1	1	3	2	1	0	0	0.0	0.0	0	0	0	0	0	0	0	0	0	0
Totals		1	1	3	2	1	0	0	0.0	0.0	0	0	0	0	0	0	0	0	0	0

CAREER STATISTICS

REGULAR SEASON				TACKLES					SACKS		INTERCEPTIONS					FUMBLES				
Year	Team	GP	GS	Tot	Solo	Asst	QBH	TFL	Sk	Yds	Int	Yds	Lg	TD	PD	FF	FR	Yds	TD	
2015	HOU	16	10	52	47	5	0	3	0.0	0.0	1	22	22	0	9	0	0	0	0	0
Totals		16	10	52	47	5	0	3	0.0	0.0	1	22	22	0	9	0	0	0	0	0
POSTSEASON				TACKLES					SACKS		INTERCEPTIONS					FUMBLES				
Year	Team	GP	GS	Tot	Solo	Asst	QBH	TFL	Sk	Yds	Int	Yds	Lg	TD	PD	FF	FR	Yds	TD	
2015	HOU	1	1	3	2	1	0	0	0.0	0.0	0	0	0	0	0	0	0	0	0	0
Totals		1	1	3	2	1	0	0	0.0	0.0	0	0	0	0	0	0	0	0	0	0

ADDITIONAL STATISTICS

Special Teams Tackles (2): 2015 - 2

CAREER GAME HIGHS

Tackles: 6 vs. TEN, 11/1/15 | TFL: 2 vs. TEN, 11/1/15 | INT: 1 vs. TEN, 11/1/15 | Return Yards: 22 vs. TEN, 11/1/15 | PD: 2 at CIN, 11/16/15

PERSONAL:

- A 2010 graduate of River Hill High School in Clarksville, Md.
- Led the country by rushing for 1,220 yards and 15 touchdowns on 137 carries as a senior, averaging nearly nine yards per carry
- Had 12 receptions for 251 yards and three scores
- Made 25 tackles to go with three interceptions while being named to the all-county team
- Named first-team all-state and first team All-Met at cornerback
- Named Columbia Flier/Howard County Times Offensive Player of the Year as a senior
- Two-year starter on both sides of the ball for Coach Brian Van Deusen
- Helped the Hawks to 2A state championships in 2007 and 2008
- Team moved to Class 3A in 2009 and lost in the state semifinal, snapping a 40-game winning streak
- Had three receptions for 85 yards and three touchdowns as a junior and also recorded 50 tackles, three interceptions and scored six touchdowns
- Was part of a River Hill defense that recorded 11 shutouts in 2007, five in 2008 and five more in 2009
- The Hawks were 47-3 during his four varsity seasons
- Played in the Crab Bowl that pits the top high school players in an all-star game between Maryland's and Washington D.C.'s top players



JOHNATHAN JOSEPH

CORNERBACK | 5-11 | 188 | SOUTH CAROLINA

Hometown: Rock Hill, S.C. | 11th NFL Season | 6th with Texans | Age: 32
 Acquired: UFA-'11 (CIN) | 2015 GP/GS (Playoffs): 16/16 (1/1) | Career GP/GS (Playoffs): 143/134 (6/6)
 Teams: Cincinnati 2006-10; Houston 2011-16

24

TRANSACTIONS:

Selected by the Cincinnati Bengals with the 24th pick in the first round (24th overall) of the 2006 NFL Draft...Signed by the Houston Texans on July 29, 2011...Re-signed with the Texans on June 18, 2015.

HONORS:

- Associated Press Second-Team All-Pro (2011)
- Two-time Pro Bowl selection (2012, 2013)
- Pro Football Weekly/PFWA All-NFL, All-AFC Team (2011)
- SI.com (Peter King) All-Pro Team (2011)

CAREER:

- Owns 26 career interceptions, six forced fumbles and six fumble recoveries
- Has recorded 12 interceptions since signing with the Texans, tied for the second-most in franchise history
- Passed CB Dunta Robinson (63) in 2015 for the most career passes defended in franchise history
- Since he entered the NFL in 2006, ranks first amongst active players with 150 passes defended
- Scored six career touchdown returns (five interceptions and one fumble recovery)
- Led the Texans and set a single-season career-high with 22 passes defended in 2015, topping his previous best of 20 in 2006 and 2009 with Cincinnati

2015 (Houston 16/16, 1/1):

- Started all 16 games for the second straight year and totaled 58 tackles (48 solo), a career-high 22 passes defended, one interception, one forced fumble, one fumble recovery and one tackle for loss
- Made four solo tackles and had a pass defended vs. Kansas City (9/13)
- Recorded five tackles (four solo) at Carolina (9/20)
- Tied a single-game career-high with five passes defended vs. Tampa Bay (9/27), matching his highest total since Nov. 8, 2009 against Baltimore. Also had three tackles, including two solo stops
- Finished third on the team with six tackles (four solo) and had one pass defended at Jacksonville (10/18)
- Recovered his first fumble of the season and sixth of his career in the third quarter at Miami (10/25). Also contributed four solo tackles
- Tied for fourth on the team with six tackles (five solo) and led the Texans with two passes defended vs. Tennessee (11/1)
- Had four solo tackles, two passes defended and one interception at Cincinnati (11/16). Including postseason, intercepted a pass in each of his last four games against the Bengals. Passed DB Marcus Coleman and DB Aaron Glenn (11) for sole possession of the second-most career interceptions in team history
- Led the team with seven tackles (five solo), including one for loss, and one pass defended vs. New Orleans (11/29). It marked the first time of the season that Joseph led the team in

2015 STATISTICS

REGULAR SEASON				TACKLES					SACKS		INTERCEPTIONS					FUMBLES				
Date	Opp	GP	GS	Tot	Solo	Asst	QBH	TFL	Sk	Yds	Int	Yds	Lg	TD	PD	FF	FR	Yds	TD	
9/13	KC	1	1	4	4	0	0	0	0.0	0.0	0	0	0	0	1	0	0	0	0	
9/20	at CAR	1	1	5	4	1	0	0	0.0	0.0	0	0	0	0	0	0	0	0	0	
9/27	TB	1	1	3	2	1	0	0	0.0	0.0	0	0	0	0	5	0	0	0	0	
10/4	at ATL	1	1	2	2	0	0	0	0.0	0.0	0	0	0	0	0	0	0	0	0	
10/8	IND	1	1	3	3	0	0	0	0.0	0.0	0	0	0	0	1	0	0	0	0	
10/18	at JAX	1	1	6	4	2	0	0	0.0	0.0	0	0	0	0	1	0	0	0	0	
10/25	at MIA	1	1	4	4	0	0	0	0.0	0.0	0	0	0	0	0	0	1	0	0	
11/1	TEN	1	1	6	5	1	0	0	0.0	0.0	0	0	0	0	2	0	0	0	0	
11/16	at CIN	1	1	4	4	0	0	0	0.0	0.0	1	2	2	0	2	0	0	0	0	
11/22	NYJ	1	1	2	2	0	0	0	0.0	0.0	0	0	0	0	2	0	0	0	0	
11/29	NO	1	1	7	5	2	0	1	0.0	0.0	0	0	0	0	1	0	0	0	0	
12/6	at BUF	1	1	3	3	0	0	0	0.0	0.0	0	0	0	0	1	0	0	0	0	
12/13	NE	1	1	6	3	3	0	0	0.0	0.0	0	0	0	0	1	0	0	0	0	
12/20	at IND	1	1	2	2	0	0	0	0.0	0.0	0	0	0	0	0	1	0	0	0	
12/27	at TEN	1	1	1	1	0	0	0	0.0	0.0	0	0	0	0	1	0	0	0	0	
1/3/16	JAX	1	1	0	0	0	0	0	0.0	0.0	0	0	0	0	4	0	0	0	0	
Totals		16	16	58	48	10	0	1	0.0	0.0	1	2	2	0	22	1	1	0	0	
POSTSEASON				TACKLES					SACKS		INTERCEPTIONS					FUMBLES				
Date	Opp	GP	GS	Tot	Solo	Asst	QBH	TFL	Sk	Yds	Int	Yds	Lg	TD	PD	FF	FR	Yds	TD	
1/9/16	KC (WC)	1	1	2	1	1	0	0	0.0	0.0	0	0	0	0	0	0	0	0	0	0
Totals		1	1	2	1	1	0	0	0.0	0.0	0	0	0	0	0	0	0	0	0	0

CAREER STATISTICS

REGULAR SEASON				TACKLES					SACKS		INTERCEPTIONS					FUMBLES				
Year	Team	GP	GS	Tot	Solo	Asst	QBH	TFL	Sk	Yds	Int	Yds	Lg	TD	PD	FF	FR	Yds	TD	
2006	CIN	16	9	57	45	12	1	0	0.0	0.0	0	0	0	0	20	0	1	0	0	
2007	CIN	15	14	58	45	13	0	0	0.0	0.0	4	76	42t	1	15	0	0	0	0	
2008	CIN	8	7	42	31	11	0	1	0.0	0.0	1	22	22	0	13	1	1	65	1	
2009	CIN	16	16	69	58	11	0	2	0.0	0.0	6	92	32	1	20	1	0	0	0	
2010	CIN	12	12	42	37	5	0	2	0.0	0.0	3	38	21t	1	8	0	0	0	0	
2011	HOU	15	15	44	40	4	0	2	0.0	0.0	4	40	29	0	15	1	0	0	0	
2012	HOU	14	14	57	52	5	0	0	0.0	0.0	2	88	52t	1	10	0	0	0	0	
2013	HOU	15	15	47	44	3	1	1	0.0	0.0	3	64	32	0	16	0	0	0	0	
2014	HOU	16	16	75	70	5	0	1	0.0	0.0	2	85	60t	1	11	2	2	73	0	
2015	HOU	16	16	58	48	10	0	1	0.0	0.0	1	2	2	0	22	1	1	0	0	
Totals		143	134	549	470	79	2	10	0.0	0.0	26	507	60t	5	150	6	5	138	1	
POSTSEASON				TACKLES					SACKS		INTERCEPTIONS					FUMBLES				
Year	Team	GP	GS	Tot	Solo	Asst	QBH	TFL	Sk	Yds	Int	Yds	Lg	TD	PD	FF	FR	Yds	TD	
2009	CIN	1	1	5	3	2	0	0	0.0	0.0	0	0	0	0	0	0	0	0	0	0
2011	HOU	2	2	8	8	0	0	1	0.0	0.0	1	-1	0	0	5	0	0	0	0	0
2012	HOU	2	2	10	8	2	0	0	0.0	0.0	1	14	14	0	2	0	0	0	0	0
2015	HOU	1	1	2	1	1	0	0	0.0	0.0	0	0	0	0	0	0	0	0	0	0
Totals		6	6	25	20	5	0	1	0.0	0.0	2	13	14	0	7	0	0	0	0	0

ADDITIONAL STATISTICS

Touchdowns (6): vs. New York Jets, 10/21/07 (42-yard INT return); at Baltimore, 9/7/08 (65-yard fumble return); vs. Pittsburgh, 9/27/09 (31-yard INT return); vs. Buffalo, 11/21/10 (21-yard INT return); vs. Baltimore, 10/21/12 (52-yard INT return); vs. Cincinnati, 11/23/14 (60-yard INT return)

Special Teams Tackles (5): 4, 2007; 1, 2009

CAREER GAME HIGHS

Tackles: 15 vs. JAX, 11/2/08 | **QBH:** 1, 2x – last: at KC, 10/20/13 | **TFL:** 1, 10x – last: vs. NO, 11/29/15 | **INT:** 2 vs. BUF, 11/21/10 | **PD:** 5, 2x – last: vs. TB, 9/27/15 | **FF:** 2 at OAK, 9/14/14 | **FR:** 1, 6x – last: at MIA, 10/25/15

- tackles. Recorded his fourth straight game with at least one pass defended
- Forced a fumble on Colts WR Griff Whalen in the fourth quarter at Indianapolis (12/20), which was recovered by CB Kareem Jackson. The Texans scored a field goal on the next drive and increased their lead to 16-10. It marked his first forced fumble of the season and sixth of his career. Also added two solo tackles in the game

JOHNATHAN JOSEPH

- Led the team with four passes defended vs. Jacksonville (1/3/16), which tied his third-highest single-game total of his career and second-highest of the season
- Led the Texans and set a single-season career-high with 22 passes defended, topping his previous best of 20 in 2006 and 2009 with Cincinnati
- Finished with two tackles (one solo) vs. Kansas City (1/9/16) and passed LB Brooks Reed (19) for the fifth-most career tackles in Texans postseason history

2014 (Houston 16/16):

- Started all 16 games and finished with a career-best 75 tackles. Also had two interceptions, including a 60-yard interception return for touchdown, two forced fumbles, two fumble recoveries and 11 passes defended
- Led the team with 11 tackles (11 solo) in a Week 1 win vs. Washington (9/7)
- Forced a fumble and recovered a fumble and returned it 49 yards in Week 2 at Oakland (9/14). Finished with five tackles
- Made five tackles and recovered a fumble and returned it 24 yards at the N.Y. Giants (9/21) in Week 3
- Recorded five tackles and two passes defended against Buffalo (9/28) in Week 4
- Tied for the team high with nine tackles and registered a pass defended at Dallas (10/5)
- Made six solo tackles vs. Indianapolis (10/9) in Week 6
- Recorded a pair of solo tackles vs. Philadelphia (11/2) in Week 9 before leaving the game with an injury
- Registered a pair of tackles and two passes defended at Cleveland (11/16) in Week 11
- Recorded his fifth career interception return for touchdown and the longest of his career on a 60-yard return at the 7:30 mark of the third quarter vs. Cincinnati (11/23). Became the second player in franchise history to have two career interception return for touchdowns (DB Aaron Glenn, 2002-04). Also had three tackles and a pass defended
- Intercepted Titans QB Zach Mettenberger at the 6:57 mark of the first quarter and returned it 25 yards to the Titans 20 for his second interception of the season in Week 13. Moved into a tie for second place on the franchise's all-time interceptions list with 11. Recorded interceptions in back-to-back games for the first time since 2009 and for the fourth time in his career. Also had three tackles and a pass defended
- Had four tackles and a pass defended at Jacksonville (12/7) in Week 14 and vs. Baltimore (12/21) in Week 16
- Had four solo tackles and two passes defended vs. Jacksonville (12/28) in Week 17

2013 (Houston 15/15):

- Started all 15 games he played in and led the team with three interceptions and 16 passes defended to go along with 55 tackles
- Recorded one solo tackle and two passes defended at San Diego (9/9)
- Recorded seven solo tackles and one pass defended vs. Tennessee (9/15)
- Recorded three tackles (two solo), three passes defended and an interception, tying him for fifth-place all time in franchise history vs. Seattle (9/29)
- Added two more passes defended vs. Oakland (11/17)
- Totaled a season-high nine tackles (eight solo) and two passes defended vs. Jacksonville (11/24)
- Had three solo tackles and an interception returned 31 yards vs. New England (12/1)
- Tied a season high with nine tackles (nine solo) and returned an interception 32 yards at Indianapolis (12/15). The interception was the ninth in his career as a member of the Texans, the fourth-most in franchise history
- Recorded his 16th pass defended on the season before leaving the game with a foot injury vs. Denver (12/22)

2012 (Houston 14/14, 2/2):

- Finished the season with 66 tackles (59 solo) and two interceptions
- Made six tackles (four solo) and intercepted a pass and returned it 36 yards vs. Miami (9/9)
- Made six tackles (five solo) and led the defense with three passes broken up at Denver (9/23)
- Made four solo tackles and threw a key block that helped S Danieal Manning return an interception 55 yards for a score vs. Tennessee (9/30)
- Registered five solo tackles at the N.Y. Jets (10/8)
- Picked off Ravens QB Joe Flacco and returned it 52 yards vs. Baltimore (10/21) for his first touchdown as a Texan
- Collected seven tackles (six solo) at Chicago (11/11)
- Inactive at Detroit (11/22) and at Tennessee (12/2)
- Recorded nine tackles at New England (12/10)
- Registered five tackles and a pass defended vs. Minnesota (12/23)
- Intercepted his second career pass in postseason play when he picked off Bengals QB Andy Dalton and returned it 14 yards in the third quarter in the AFC Wild Card Playoff vs. Cincinnati (1/5/13)
- Had five tackles, including three solo tackles in AFC Divisional Playoff at New England (1/13/13)

2011 (Houston 15/15, 2/2):

- Finished with 44 tackles (40 solo) and tied for the team lead with four interceptions and a team-best 15 passes defended and two forced fumbles
- Started and made five tackles (four solo) and one tackle for loss in the season opener vs.

Indianapolis (9/11)

- Intercepted Dolphins QB Chad Henne and returned it five yards to the 6-yard line setting up a second quarter touchdown at Miami (9/18)
- Recorded interceptions in consecutive games for the third time in his career when he picked off Drew Brees at New Orleans (9/25)
- Intercepted Ravens QB Joe Flacco in the second quarter and made seven tackles (five solo) at Baltimore (10/16)
- Was named the Defensive Player of the Game after forcing a fumble, making three solo tackles and breaking up two passes at Tennessee (10/23)
- Made four solo tackles and broke up a pass vs. Cleveland (11/6)
- Had two solo tackles and a hit on Buccaneers TE Kellen Winslow, which forced the ball out where it was intercepted by LB Brian Cushing at Tampa Bay (11/13)
- Intercepted Jaguars QB Blaine Gabbert in the second quarter and returned it 29 yards at Jacksonville (11/27)
- Inactive for the season finale vs. Tennessee (1/1/12)
- Recorded six solo tackles, including one for loss, while adding an interception and two passes defended in AFC Wild Card Playoff vs. Cincinnati (1/7/12)
- Recorded two solo tackles and three passes defended in AFC Divisional Playoff at Baltimore (1/15/12)

2010 (Cincinnati 12/12):

- Started 12 games and made 53 tackles
- Ranked second on team in passes defended (11) and interceptions (three)
- Registered four tackles at Cleveland (10/3)
- Intercepted Buccaneers QB Josh Freeman in the second quarter and returned it 11 yards vs. Tampa Bay (10/11)
- Made five tackles and had a pass defended at Indianapolis (11/14), helping hold Colts QB Peyton Manning to a season-low 185 passing yards and no touchdowns
- Three tackles and two interceptions (one for a touchdown) vs. Buffalo (11/21), marking the first multi-interception game of his career

2009 (Cincinnati 16/16, 1/1):

- Intercepted Steelers QB Ben Roethlisberger pass and returned it 30 yards for a touchdown vs. Pittsburgh (9/27)
- Intercepted Browns QB Derek Anderson on the goal line and returned it 32 yards in the third quarter at Cleveland (10/3)
- Intercepted Ravens QB Joe Flacco at the goal line in the first quarter and returned it 21 yards at Baltimore (10/11)
- Had his first forced fumble of the year when he stripped Bears WR Devin Hester, with LB Dhani Jones recovering for Bengals vs. Chicago (10/25)
- Posted team season-high in passes defended (five) vs. Baltimore (11/8), including a third-quarter interception of Ravens QB Joe Flacco on a deep pass
- Had a team-high four passes defended, with five tackles and a forced fumble in a win at Pittsburgh (11/15)
- Had four tackles at Oakland (11/22), plus a diving interception of Raiders QB Bruce Gradkowski in the fourth quarter
- Picked off Chargers QB Philip Rivers at the Bengals 19-yard line in the second quarter and returned it seven yards at San Diego (12/20)
- Five tackles in AFC Wild Card Playoff vs. N.Y. Jets (1/9/10)

2008 (Cincinnati 8/7):

- Returned a fumble by Ravens RB Ray Rice 65 yards and produced only Bengals touchdown vs. Baltimore (9/7)
- Tied for team lead in tackles (personal season-high 12), led in solo tackles (10) and led in passes defended (three) vs. Jacksonville (11/2)
- Had his first interception of the year, ending Philadelphia's final scoring threat of the first half when he picked off Eagles QB Donovan McNabb and returned it 22 yards (11/26)

2007 (Cincinnati 15/14):

- Went 42 yards for a touchdown with his first pro interception (off Jets QB Chad Pennington), and the late fourth-quarter score provided eventual winning points vs. N.Y. Jets (10/21)
- Snagged his second interception vs. Tennessee (11/25), outfighting Titans TE Bo Scaife for a pass in the first quarter, with a four-yard return
- Intercepted a pass for the second straight game at Pittsburgh (12/2), picking off Steelers QB Ben Roethlisberger at the Steelers 24-yard line in the fourth quarter and returning it seven yards
- Helped thwart a comeback bid by picking off Browns QB Derek Anderson at the Bengals 5-yard line in the fourth quarter, with a 23-yard return vs. Cleveland (12/23)

2006 (Cincinnati 16/9):

- Blocked Saints K John Carney's PAT try after Saints' final touchdown in the fourth quarter, the first Bengals' blocked PAT since 1991 at New Orleans (11/16)
- Tied his season high with seven tackles and tied the team's season high with four passes defended vs. Baltimore (11/30)
- Recovered a fumble on the Raiders' first offensive play vs. Oakland (12/10)


JOHNATHAN JOSEPH

COLLEGE:

- Played two seasons (2004-05) at South Carolina after playing in 2003 at Coffeyville (Kan.) Community College
- Entered NFL Draft after his junior season at South Carolina
- Played only 14 games at South Carolina due to broken foot that limited him to two games in 2004, but still was able to establish himself among the elite cornerbacks in the SEC
- Played in 12 games with 11 starts in 2005, when he had four interceptions, including one returned for a touchdown

PERSONAL:

- Attended Northwestern High School in Rock Hill, S.C., where he was all-state in football and all-region in track



KENDALL LAMM

TACKLE | 6-6 | 305 | APPALACHIAN STATE

Hometown: Charlotte, N.C. | 2nd NFL Season | 2nd with Texans | Age: 24
 Acquired: CFA-'15 | 2015 GP/GS (Playoffs): 15/4 (1/0) | Career GP/GS (Playoffs): 15/4 (1/0)
 Teams: Houston 2015-16

63

TRANSACTIONS:

Signed by the Houston Texans as a college free agent on May 8, 2015.

2015 (Houston 15/4, 1/0):

- Played in 15 games, making four starts, in his rookie season. Also saw action in the AFC Wild Card game vs. Kansas City (1/9/16)
- Made his NFL debut at Carolina (9/20) and played right tackle
- Played right tackle vs. Tampa Bay (9/27)
- Made his first career NFL start vs. Indianapolis (10/8)
- Notched his first career fumble recovery following a fumble by RB Arian Foster in the second quarter at Jacksonville (10/18)
- Recorded his first career reception for a gain of seven yards in the first quarter at Buffalo (12/6)

COLLEGE:

- Played four seasons (2011-14) at Appalachian State University in Boone, N.C. after redshirting the 2010 campaign
- First-team All-Sun Belt Conference honoree in 2014
- Started all 12 games at left tackle in 2014, protecting the blind side
- Recorded 46 knockdowns and allowed only two sacks over a team-high 817 snaps in 2014
- Clear-cut leader of an offensive line that allowed only 11 sacks all season and rushed for 241.8 yards per game in 2014
- Named first-team All-Southern Conference by the league's coaches and second-team by the media in 2013 after starting all 12 games at left tackle
- Compiled 28 knockdowns and was charged with allowing only one sack all season in 2013
- Started 11-of-12 games at left tackle in 2012 and was not charged with surrendering a sack nor did he commit a penalty
- Ranked third among Appalachian State's offensive linemen with 672 total plays on the campaign in 2012
- Started the first seven games of the season at left tackle as a redshirt freshman in 2011
- Redshirted in 2010

PERSONAL:

- Played at David W. Butler High School in Matthews, N.C. for Head Coach Mike Newsome
- First-team all-state honoree as a senior
- Earned all-conference recognition three times and All-Charlotte Observer honors twice
- Helped lead Butler to a 15-0 record, the school's first state championship and a No. 2 national ranking according to PrepNation.com in 2009
- Anchored an offensive line that paved the way for the Bulldogs to average 48.4 points per game as a senior
- Butler was 49-8 during his prep career
- Full name is Kendall Allen Lamm
- Born June 5, 1992
- Son of Candace Lamm
- Graduated from Appalachian State in December 2014 with a bachelor's degree in communication-public relations
- Was a member of Appalachian State athletics' academic honor roll

CAREER STATISTICS

REGULAR SEASON GAMES PLAYED/STARTED (PLAYOFFS):

2015 Houston: 15/4 (1/0)
TOTAL: 15/4 (1/0)



SHANE LECHLER

PUNTER | 6-2 | 237 | TEXAS A&M

Hometown: East Bernard, Texas | 17th NFL Season | 4th with Texans | Age: 39
 Acquired: UFA-'13 (OAK) | 2015 GP/GS (Playoffs): 16/0 (1/0) | Career GP/GS (Playoffs): 254/0 (8/0)
 Teams: Oakland 2000-12; Houston 2013-16

9

TRANSACTIONS:

Selected by the Oakland Raiders with the 13th pick in the fifth round (142nd overall) of the 2000 NFL Draft...Re-signed with the Raiders on Feb. 19, 2009...Signed by the Houston Texans on March 23, 2013...Re-signed with the Texans on March 10, 2016.

HONORS:

- Six-time Associated Press First-Team All-Pro (2000, 2003-04, 2008-10)
- Seven-time Pro Bowl selection (2001, 2004, 2007-11)
- Three-time Associated Press Second-Team All-Pro (2001, 2007, 2011)
- USA Football All-Fundamental Team (2011)
- PFW/PFWA Golden Toe Award (2009)

CAREER:

- Owns the best gross punting average in NFL history, 47.5
- Passed OT Mike Kenn (251) for the 36th-most career games played in NFL history
- Fastest player in NFL history to reach 50,000 yards punting (1,051 punts) and is just one of six players with 50,000-plus yards punting
- Passed P Sean Landeta (49,735) for the second-most career net punting yards in the NFL since 1976
- Passed P Sean Landeta (60,706) for the second-most career punting yards in the NFL since 1939
- Became the third player in NFL history to reach 60,000 career punting yards
- Ranks third all-time in yards punting (60,748), fourth in punts inside the 20 (407), 14th in net average (38.9) and fourth in punts (1,280)
- Seven-time Pro Bowler (2001, 2004, 2007-11)
- Six-time All-Pro (2000, 2003-04, 2008-10)
- Led the NFL in gross average four times (2003-04, 2007, 2009)
- Led the NFL in net average four times (2000, 2007-09)
- Played in 206 games for Oakland from 2000-12, punting 1,014 times for 48,215 yards with 322 punts inside opponents' 20-yard line
- Holds the top five single-season punting averages in Oakland history, including a career-best 51.1 in 2009, and two of the top four single-season punting averages in NFL history: 51.1 (2009, second) and 50.8 (2011, fourth)
- Tied for sixth in Raiders' history with 206 games played
- Set an Oakland franchise record with an 80-yard punt against Chicago (11/27/11)
- Had at least one punt of 50 yards or more in 33 consecutive games from 2003-05, the longest such streak by any player since the AFL/NFL merger in 1970
- Has allowed only three touchdowns on punts in lifetime, at any level, two came in consecutive weeks late in 2007 season and one occurred on 9/22/13
- Has experienced just five blocked punts, and only two since 2006
- Reached 400 career punts pinned inside the 20 and passed P Craig Hentrich (399) for the third-most such punts in the NFL since 1976
- Has played in 222 consecutive games, the longest active streak in the NFL
- Set NCAA record for career punting average (44.7) at Texas A&M

2015 (Houston 16/0, 1/0):

- Punted seven times for 329 yards (47.0 avg., 32.6 net) and pinned one inside the 20-yard line with a long of 57 vs. Kansas City (9/13)
- Punted eight times for 388 yards (48.5 avg., 43.0 net), including a long of 60 yards, and three pinned inside the 20-yard line at Carolina (9/20)
- His punt total tied for the 11th-most by a Texans player in team history and his yardage total also ranked 11th (9/20)
- Punted six times for 266 yards (44.3 avg., 33.0 net), including a long of 54 yards, and pinned three inside the 20-yard line vs. Tampa Bay (9/27)
- Pinned three punts inside the 20-yard line for two straight games (9/27)
- Punted four times for 194 yards (48.5 avg., 41.3 avg.), including a long of 60 yards, and pinned one inside the 20-yard line at Atlanta (10/4)
- Had a streak of eight games pinning at least one punt inside the 20-yard line, dating back to 2014, vs. Atlanta (10/4)
- Punted three times for 123 yards (41.0 avg., 35.7 net), including a long of 55 yards, vs. Indianapolis (10/8)
- Pinned one punt inside the 20-yard line at Jacksonville (10/18)
- Punted eight times for 384 yards (48.0 avg., 45.6 net), including a long of 55 yards, and pinned two inside the 20-yard line, at Miami (10/25)
- Punted eight times for 407 yards (50.9 avg., 40.5 net), including a long of 60 yards, and pinned two inside the 20-yard line vs. Tennessee (11/1). His gross average is a season-high
- Passed P Lee Johnson (1,226) for the fourth-most career punts in NFL history

- Punted eight times for 374 yards (46.8 avg., 38.9 net), pinning three inside the 20-yard line at Cincinnati (11/16)
- Notched a 64-yard punt in the first quarter, a season-long for the Texans (11/16)
- Punted eight times for 417 yards (52.1 avg., 42.3 net), including a long of 63 yards, and pinned one inside the 20-yard line vs. N.Y. Jets (11/22)
- Reached 400 career punts pinned inside the 20 and passed P Craig Hentrich (399) for the third-most such punts in the NFL since 1976
- Punted four times for 189 yards (47.3 avg., 29.3 net), including a long of 51 yards, vs. New Orleans (11/29)
- Punted seven times for 285 yards (40.7 avg., 38.4 net), including a long of 57 yards, and pinned four inside the 20-yard line, at Buffalo (12/6)
- Punted seven times for 317 yards (45.3 avg., 38.7 net), including a long of 58 yards, and pinned one inside the 20-yard line vs. New England (12/13)
- Became the third player in NFL history to reach 60,000 career punting yards
- Punted four times for 201 yards (50.3 avg., 33.5 net), including a long of 59 yards, and pinned one inside the 20-yard line at Indianapolis (12/20)
- Passed OT Mike Kenn (251) for the 36th-most career games played in NFL history
- Punted six times for 314 yards (52.3 avg., 47.0 net), including a long of 56 yards, and pinned one inside the 20-yard line at Tennessee (12/27)
- Passed P Sean Landeta (49,735) for the second-most career net punting yards in the NFL since 1976
- Passed P Sean Landeta (60,706) for the second-most career punting yards in the NFL since 1939
- Punted four times for 190 yards (47.5 avg., 35.0 net), including a long of 52 yards, vs. Jacksonville (1/3/16)
- Finished the regular season with 95 punts for 4,497 yards (47.3 avg., 38.8 net), pinning 24 punts inside the 20-yard line
- Extended his streak of consecutive regular season games played to 222, which leads all active NFL players
- Punted five times for 228 yards (45.6 avg., 38.8 net), including a long of 53 yards, and pinned one inside the 20-yard line vs. Kansas City (1/9/16) in the AFC Wild Card game
- His punt total is tied for the most in a postseason game in Texans history while his yardage total ranks as the second-most in a postseason game in team history

2014 (Houston 16/0):

- Finished the season with 83 punts for 3,845 yards (46.3 avg.) and landed 27 punts inside the 20. Owns league's longest active games played streak at 206 games
- Passed P Brad Maynard (56,021) in Week 17 vs. Jacksonville for third all-time in punting yards. Lechler has 56,249 yards punting in his career
- Passed P Sean Landeta (381) in Week 17 vs. Jacksonville for fourth all-time for punts inside the 20. Lechler has 383 punts inside the 20
- Punted six times for 306 yards (51.0 avg.) with a long of 60 yards in Week 1 vs. Washington (9/7)
- Punted two times for 100 yards (50.0 avg.) with a long of 65 in Week 2 at Oakland (9/14)
- Punted four times for 205 yards (51.3 avg.) with a long of 64 in Week 3 against the N.Y. Giants (9/21). Also had a punt blocked for the first time since 2006 and converted a fake punt with a 10-yard completion to RB Alfred Blue in the first quarter
- Punted six times for 250 yards (41.7 avg.) with three punts inside 20-yards vs. Buffalo (9/28) in Week 4
- Averaged 46.6 yards on six punts, including a 60-yarder in the first quarter at Dallas (10/5) in Week 5
- Set a franchise record with a 71-yard punt in the third quarter vs. Indianapolis (10/9). Averaged 54.5 yards on four punts, which is the second-highest for a single game (minimum of four punts) in franchise history
- Dropped a season-high four punts inside the 20-yard line at Tennessee (10/26) in Week 8. Averaged 44.8 yards on six punts
- Played in his 200th consecutive game, the longest active streak in the NFL at Cleveland (11/16) in Week 11. Averaged 39.4 yards on five punts
- Punted seven times for 299 yards (42.7 avg.) and landed three punts inside the 20. Passed P Matt Turk (373) for fifth all-time for punts inside the 20-yard line
- Punted eight times for 361 yards (45.1 avg.) and landed three punts inside the 20 vs. Baltimore (12/21) in Week 16
- Punted six times for 278 yards (46.3 avg.) and landed four punts inside the 20 vs. Jacksonville (12/28) in Week 17

2013 (Houston 16/0):

SHANE LECHLER

- Finished the season with a franchise-record 47.6 gross punting average and a career-best 34 inside the 20
- Made his Texans debut and had three punts for 135 yards (45.0 avg.), including three inside the 20-yard line at San Diego (9/9)
- Had seven punts for 338 yards (48.3 avg.), including tying a career-high five inside the 20-yard line vs. Tennessee (9/15)
- Had five punts for 252 yards (50.4 avg.), including three inside the 20-yard line at Baltimore (9/22)
- Had five punts for 249 yards (49.8 avg.) at Kansas City (10/20)
- Had seven punts for 412 yards (58.9 avg.), good for the seventh-highest single-game average in NFL history and highest single-game average in franchise history at Arizona (11/10). Also, booted a season-long 65-yarder in the game
- Moved into fifth place on the all-time yards punting list in the game vs. Oakland (11/17)
- Moved into fourth place on the all-time yards punting list in the game vs. Denver (12/22)
- Recorded three punts inside the 20-yard line to set a career high of 34 in a season at Tennessee (12/29)

2012 (Oakland 16/0):

- Averaged 47.2 gross yards and 39.0 net yards on 81 punts, including 21 inside the 20
- Averaged 54.7 yards (45.6 net) on nine punts in Weeks 9-10, with two inside the 20 and no touchbacks. For just the second time in his distinguished career, averaged at least 54.5 gross yards in consecutive games, and the first instance (Dec. 24, 2011, to Jan. 1, 2012) included a game in which he punted just once
- Opened training camp on the Active/Non-Football Injury List
- Began punting again Aug. 18, after passing his physical
- Voted a 2012 captain by his teammates Sept. 3
- Saw Chargers deflect his first blocked punt in six years (9/10)
- Despite a deflection of his second-quarter punt, which traveled only two yards, still averaged 49.4 gross and 43.4 net, on his seven total punts against Denver (9/30)
- Calmly made one of the most important plays of a 26-23 overtime win against Jacksonville (10/21), securing a slightly offline snap in time to place the ball for Sebastian Janikowski's game-tying extra point with less than three minutes left in the fourth quarter
- Threw his fourth career pass, a completion to Taiwan Jones on a second-quarter fake punt vs. Tampa Bay (11/4)
- Turned in one of the finest days of an impressive career, averaging 54.8 (gross) and 47.6 (net), including a 60-yarder, and a 53-yarder downed at the 2 early in the second quarter at Baltimore (11/11)
- Averaged 42.0 net yards on six punts, and posted a season high by pinning an opponent inside its own 20 three times at Cincinnati (11/25)
- Posted the 1,000th punt of his career vs. Kansas City (12/16)
- Averaged a stellar 43.8 yards on five punts and placed four inside the opponents' 20 for the 14th time in his career against Carolina (12/23); posted a 41.0 net average

2011 (Oakland 16/0):

- Named to AFC Pro Bowl squad for fifth straight season
- Punted 78 times for 3,960 yards and ranked second in the NFL in gross average (50.8) and fifth in the NFL in net average (40.9). His gross average ranks as the fourth-highest in NFL history
- Attempted the first three passes of career, including first career touchdown, on a fake field goal in Week 6 vs. Cleveland
- Placed 27 punts inside the 20-yard line
- Tied a then-franchise record with a 77-yard punt and averaged a season-high 58.2 yards per attempt at Denver (9/12)
- Completed first career pass, connecting with TE Kevin Boss for a 35-yard touchdown on a fake FG in 24-17 win vs. Cleveland (10/16)
- Broke own franchise record with an 80-yard punt vs. Chicago (11/27). Limited Bears WR Devin Hester to two returns for 7 yards and pinned Bears inside 20 on three occasions in 25-20 win
- Had a 71-yard punt at Green Bay (12/11)
- Had a 76-yard punt that ranked as the fourth-longest in Oakland franchise history at Kansas City (12/24)

2015 STATISTICS

REGULAR SEASON

Date	Opp	GP	No	Yds	Avg	NetAvg	Lg	TB	In20	Blk
9/13	KC	1	7	329	47.0	32.6	57	1	1	0
9/20	at CAR	1	8	388	48.5	43.0	60	0	3	0
9/27	TB	1	6	266	44.3	33.0	54	1	3	0
10/4	at ATL	1	4	194	48.5	41.3	60	0	1	0
10/8	IND	1	3	123	41.0	35.7	55	0	0	0
10/18	at JAX	1	3	119	39.7	30.7	43	1	1	0
10/25	at MIA	1	8	384	48.0	45.6	55	0	2	0
11/1	TEN	1	8	407	50.9	40.5	60	1	2	0
11/16	at CIN	1	8	374	46.8	38.9	64	1	3	0
11/22	NYJ	1	8	417	52.1	42.3	63	2	1	0
11/29	NO	1	4	189	47.3	29.3	51	3	0	0
12/6	at BUF	1	7	285	40.7	38.4	57	0	4	0
12/13	NE	1	7	317	45.3	38.7	58	0	1	0
12/20	at IND	1	4	201	50.3	33.5	59	0	1	0
12/27	at TEN	1	6	314	52.3	47.0	56	0	1	0
1/3/16	JAX	1	4	190	47.5	35.0	52	0	0	0
Totals		16	95	4,497	47.3	38.8	64	10	24	0

POSTSEASON

Date	Opp	GP	No	Yds	Avg	NetAvg	Lg	TB	In20	Blk
1/9/16	KC (WC)	1	5	228	45.6	38.8	53	0	1	0
Totals		1	5	228	45.6	38.8	53	0	1	0

CAREER STATISTICS

REGULAR SEASON

Date	Team	GP	No	Yds	Avg	NetAvg	Lg	TB	In20	Blk
2000	OAK	16	65	2,984	45.9	41.6	69	10	24	1
2001	OAK	16	73	3,375	46.2	39.4	65	12	23	1
2002	OAK	14	53	2,251	42.5	37.3	70	12	18	0
2003	OAK	16	96	4,503	46.9	39.9	73	13	27	0
2004	OAK	16	73	3,409	46.7	41.0	67	14	22	0
2005	OAK	16	82	3,744	45.7	40.0	64	9	26	0
2006	OAK	16	77	3,660	47.5	41.9	67	19	19	1
2007	OAK	16	73	3,585	49.1	43.0	70	7	25	0
2008	OAK	16	90	4,391	48.8	44.1	70	13	33	0
2009	OAK	16	96	4,909	51.1	43.9	70	12	30	0
2010	OAK	16	77	3,618	47.0	40.8	68	4	27	0
2011	OAK	16	78	3,960	50.8	40.9	80	9	27	0
2012	OAK	16	81	3,826	47.2	39.0	68	9	21	1
2013	HOU	16	88	4,189	47.6	40.0	65	7	34	0
2014	HOU	16	83	3,845	46.3	38.7	71	10	27	1
2015	HOU	16	95	4,497	47.3	38.8	64	10	24	0
Totals		254	1,280	60,748	47.5	38.9	80	170	407	5

POSTSEASON

Date	Team	GP	No	Yds	Avg	NetAvg	Lg	TB	In20	Blk
2000	OAK	2	12	549	45.8	34.6	64	0	5	0
2001	OAK	2	11	441	40.1	28.4	51	4	1	0
2002	OAK	3	11	423	38.5	35.2	53	0	5	0
2015	HOU	1	5	228	45.6	38.8	53	0	1	0
Totals		8	39	1,641	42.1	33.5	64	4	12	0

ADDITIONAL STATISTICS

PATs Made-Attempted (7-7): All 7 vs. KC, 11/5/00 | **FGs Made-Attempted (0-1):** vs. KC, 11/5/00 (33 yards)
Kickoffs-Touchbacks (17-1): 2000 - 9-1; 2005 - 3-0; 2006 - 1-0; 2007 - 1-0; 2008 - 1-0; 2009 - 1-0; 2013 - 1-0
Special Teams Tackles (17): 2001 - 2; 2002 - 3; 2003 - 2; 2006 - 2; 2007 - 1; 2008 - 1; 2010 - 1; 2011 - 1; 2012 - 1; 2013 - 2
Passing (3-5-49-0): 2011 - 1-3-35-0, 35-yard TD pass to Kevin Boss vs. CLE, 10/16/11; 2012 - 1-1-4-0; 2014 - 1-1-10-0
Rushing (6-0): 2001 - 1-2; 2005 - 1-2; 2007 - 1-(-4); 2008 - 1-0; 2012 - 2-0

CAREER GAME HIGHS

Punts: 11, 2x – last: vs. KC, 11/15/09 | **Punt Yards:** 556 vs. CAR, 11/9/08 (11 punts)
Average (min. 3 punts): 59.0 at DEN, 12/24/05 (5 punts) | **Net Average (min. 3 punts):** 52.2 vs. NYJ, 10/25/09 (5 punts)
Long Punt: 80 vs. CHI, 11/27/11 | **Punts Inside 20:** 5, 4x – last: vs. TEN, 9/15/13

2010 (Oakland 16/0):

- Named to fourth straight Pro Bowl and tabbed for first-team All-Pro honors by Associated Press
- Punted 77 times for 3,618 yards and ranked second in the NFL in both gross (47.9) and net (40.8) average
- Placed 27 punts inside the 20
- Averaged a season-high 54.8 yards per punt, including a season-long 68-yarder at Tennessee (9/12)

SHANE LECHLER

- Placed a season-high four punts inside the 20 vs. Houston (10/3)

2009 (Oakland 16/0):

- Named to third straight Pro Bowl after leading NFL in gross (51.1) and net (43.9) average
- Recipient of the PFW/PFWA Golden Toe Award, presented to the NFL's top punter or kicker
- Tied a career high with 96 punts, for a career-best 4,909 yards
- Placed 30 punts spotted inside the 20-yard line and registered a punt of 50-or-more yards in all 16 games
- Posted 12 punts of 60-or-more yards
- Had a season-long 70-yard punt at Kansas City (9/20)
- Tied career highs with 11 punts and five inside the 20 vs. Kansas City (11/15)
- Set a season high with a 54.8 gross average, with a long of 69 at Dallas (11/26)

2008 (Oakland 16/0):

- Named to his fourth Pro Bowl after leading the NFL in net average (41.2) and ranking second in gross average (48.8)
- Punted 90 times for 4,391 yards and had a career-high 33 punts inside the 20
- Registered a punt of 50 or more yards in all 16 games and posted 14 punts of 60-or-more yards
- Registered a season-long 70-yard punt vs. San Diego (9/28)
- Tied a career high with five punts inside the 20 vs. N.Y. Jets (10/19)
- Set career highs with 11 punts and 556 yards vs. Carolina (11/9), eclipsing his previous best of 10, as a rookie
- Registered a season-best 58.7 gross average at Denver (11/23)

2007 (Oakland 16/0):

- Earned his third Pro Bowl selection after leading the NFL in both gross (49.1) and net (41.1) average
- Registered a punt of 49 yards or more in all 16 games and had just seven touchbacks, the fewest in his career
- Punted 52 yards to pin Detroit at its 1-yard line in first quarter (9/9)
- Twice pinned the Broncos inside their 10-yard line, one of which led to a Raiders sack in the end zone for a safety at Denver (9/16)
- Had a 69-yard punt in the first quarter and downed the Browns inside their 10 with just over a minute remaining in 26-24 win vs. Cleveland (9/23)
- Punted nine times and helped limit Bears WR Devin Hester to just 2.3 yards per return, while making one special-teams tackle vs. Chicago (11/11)
- For first time in life at any level, allowed a touchdown return, when Packers DB Will Blackmon scored on a 57-yard runback in second quarter at Green Bay (12/9)

2006 (Oakland 16/0):

- Played in 16 games and punted 77 times for 3,660 yards, setting a then-club record with a 47.5-yard gross average
- Key in 20-13 win against defending Super Bowl champions, limiting Steelers WR Santonio Holmes to just two returns on seven punts, including three fair catches, two inside the Steelers' 15 vs. Pittsburgh (10/29)
- Punted a season-high 10 times at Seattle (11/6)

2005 (Oakland 16/0):

- Played in all 16 games and punted 82 times for 3,744 yards (45.7 avg.)
- Extended his streak of consecutive games with a punt of 50 yards or more to 33, eclipsing the previous best, a 30-game stretch by Seattle's Rick Tuten from 1993-95, as the longest since the 1970 merger
- Launched 34 punts of 50 yards or more and had two travel at least 60. Had his best season in terms of placement, downing a career-high 26 punts inside the opponent's 20
- His 45.7 gross average ranked second in the NFL, just 0.003 yards behind Buffalo's Brian Moorman
- Recorded an AFC single-game season best gross average of 51.0 yards vs. Kansas City (9/18)
- With a long of 49, snapped his streak of consecutive games with a punt of 50-plus at 33 at N.Y. Jets (12/11)
- Recorded longest punt of season with 64-yarder in second quarter at Denver (12/24)
- Punted a season-high nine times; also placed a season-high four punts inside 20 vs. New York Giants (12/31)

2004 (Oakland 16/0):

- Named to the Pro Bowl for the second time after leading the NFL in gross average for second straight year (46.7)
- Had a punt travel at least 50 yards in every game, booming 29 such punts overall, and had 10 of more than 60 yards
- Had 22 punts downed inside 20
- Punted four times for 222 yards (55.5) including punts of 61 and 64 yards at Indianapolis (10/10)
- Averaged a season-high 55.7 yards on three punts for 167 yards and boomed his seventh punt of 60-plus yards with a season-long 67-yarder in the fourth quarter at Carolina (11/7). Also launched a 56-yarder that landed at the Carolina 1-yard line before Oakland downed

it at the 3-yard line

- Boomed 67-yarder from the Raiders' 19 to the Atlanta 14 (12/12). Landed two of his four punts inside the Falcons' 20, one downed at the 10-yard line
- Had two punts downed inside the 20, one that pinned Titans at their 13-yard line with 25 seconds remaining in the game to set up a game-clinching safety vs. Tennessee (12/19)

2003 (Oakland 16/0):

- Named to the Associated Press All-Pro team
- Led NFL with a career-high 4,503 punting yards and posted career highs in attempts (96 – tied in 2009) and punts downed inside the 20 (27 – surpassed in 2008)
- Boomed eight punts of more than 60 yards and two of more than 70
- Averaged more than 50 yards per punt in six games
- His 96 punts tied P Ray Guy (1981) for second highest total in Raiders history, behind P Leo Araguz (98 in 1998)

2002 (Oakland 14/0, 3/0):

- Helped AFC champion Raiders to Super Bowl with 53 punts for 2,251 yards (42.5), ranking fourth in the AFC and eighth in the NFL
- Placed 18 inside the 20, with only 12 touchbacks
- Inactive for first two games of the season due to quad injury
- Returned from quad injury to make regular-season debut and punted three times for 134 yards (44.7 average) vs. Tennessee (9/29)
- Punted five times for 250 yards (50.0) with a season-long 70-yarder at Buffalo (10/6)
- Placed all three punts inside the 20, a season high vs. New England (11/17)
- Tied a season-high with three punts inside the 20 at Miami (12/15)
- Pinned Titans inside 20 on one occasion in AFC championship vs. Tennessee (1/19/03)
- Punted five times for 195 yards (39.0) with a long of 53 yards and two punts placed inside the 20 in Super Bowl XXXVII vs. Tampa Bay (1/26/03)

2001 (Oakland 16/0, 2/0):

- Named to his first Pro Bowl following a spectacular season in which he punted 73 times for 3,375 yards, a 46.2-yard gross average that ranked first in the AFC and second in the NFL
- Pinned opponents inside the 20 on nearly one of every three punts (23-of-73)
- Tied for second in the AFC and third in the NFL with 21 punts of more than 50 yards, and led conference and ranked third in league with eight of better than 60 yards
- Named second-team AP All-Pro, Pro Football Weekly All-AFC, first-team Football Digest All-Pro, and second-team College and Pro Football News Weekly All-Pro
- Hit a season-high 65-yarder at Kansas City (9/9)
- Set season highs with seven punts for 345 yards (49.3 average) at Miami (9/23)
- Punted twice in AFC Wild Card game vs. N.Y. Jets (1/12/02) for 89 yards and had a long punt of 49 yards
- Saw action in snowy AFC Divisional game at New England (1/19/02) and tied P Ray Guy for most punts in a Raiders playoff contest, with nine, for 352 yards (39.1 average). Had a long punt of 51 yards
- In the Pro Bowl (2/2/03), broke the game's record on two occasions with 70- and 73-yard punts, eclipsing the previous mark, 64 yards (Tom Wittum, 1974, and Darren Bennett, 1996)

2000 (Oakland 16/0, 2/0):

- Had a record-breaking rookie season by punting 65 times for 2,984 yards
- Selected first-team All-Pro by the AP, College & Pro Football Newsweekly, The Sporting News and USA Today
- Picked up second-team honors from Football Digest, and garnered all-rookie team accolades from Football News and Pro Football Weekly
- Averaged 45.91 yards, the second-best punting average by a rookie in NFL history (P Frank Sinkwich with Detroit in 1943 averaged 45.92)
- That gross average ranked second in the NFL and broke P Ray Guy's 1973 Oakland franchise record of 45.3. Led NFL in net average (38.0), and tied for second in NFL with 45.9 gross mark, and had 24 inside the 20
- Recorded five punts of 60 or longer and 19 of 50 or longer
- Made NFL debut and amassed 10 punts for 424 yards (42.4) with a season-high five downed inside the 20 vs. San Diego (9/3)
- Served as kicker in place of an injured K Sebastian Janikowski, kicking off eight times with one touchback vs. Kansas City (11/5)
- Connected on all seven PATs and missed his lone FG attempt, a 33-yarder (11/5)
- (11/16) at New Orleans: Registered a season-high 54.8-yard average to earn AFC Special Teams Player of the Week
- Named AFC Special Teams Player of the Week for a second time, punting seven times for 311 yards (44.4) and placing four inside the 20 vs. N.Y. Jets (12/10)
- Punted five times for 234 yards (46.8) with a long of 54 in AFC Divisional playoff vs. Miami (1/6/01)
- Punted seven times for 315 yards (45.0) in AFC Championship vs. Baltimore (1/14/01), placing four inside 20, with long of 64

COLLEGE:


- Finished college career (1995-99) at Texas A&M as NCAA career record holder in gross average (44.7) and game with a gross average of at least 40.0 yards (37)
- A two-time All-American and a three-time first-team All-Big 12 selection, finished his career with 268 punts for 11,977 yards

SHANE LECHLER

- Set school and Big 12 records in career punts, yardage, career gross (44.7) and net average (40.6), career 40- (37) and 50-yard (10) game averages and single-season gross average (46.9, 1997)
- Did not have a punt blocked and did not allow a punt return for a touchdown during his career
- As a senior, earned first-team All-America after averaging 46.5 yards on 60 punts. Posted 17 coffin-corner kicks and produced nine fair catches. Broke his own single-game record with a 57.2 average against Texas Tech, in addition to a 42.7 net, which beat his own school record by over a yard. Also handled kickoff duties and was the holder on placements before taking over the place kicker job for the final two games of the season
- Connected on six of eight extra points and on his lone field-goal attempt
- As a junior first-team All-American, averaged 43.6 yards per boot and recorded 21 coffin-corner punts and Compiled a 39.2-yard net average. Threw a touchdown pass on a fake field goal against Texas Tech
- As sophomore, earned first-team All-Big 12 honors and All-America honorable mention after averaging 47.0 yards per punt. His 1997 average shattered the A&M record of 43.8 set by David Davis in 1992. His season net average was 41.3, which broke the school record of 40.1. Earned Big 12 Special Teams Player of the Week honors after averaging 44.0 yards on six punts in the rain vs. Texas
- Majored in history

PERSONAL:

- As starting quarterback, punter and placekicker, led East Bernard (Texas) High School to a 12-2 record and the quarterfinals of the Texas 2A state quarterfinals as a senior. Completed 87-of-101 passes (86.1 percent) for 1,640 yards and 11 touchdowns
- Passed for nearly 5,000 yards, and averaged 41.6 yards per punt, including 85- and 78-yarders
- Also played baseball, basketball and golf, and competed in track
- Father, Dale, played football at Baylor before coaching Texas high school football for 17 years
- Mother, Javon, was a point guard at Baylor
- Wife, Erin, was an All-America volleyball player at Texas A&M
- Brother, Derek, also punted for Texas A&M
- One grandfather, Ed, played quarterback at Mississippi State; another grandfather, Buddy Attaway, played at Baylor before signing with the Pittsburgh Steelers
- Worked Ray Guy camps, learning the legend's approach to games, between seasons during college



JOSH LENZ

WIDE RECEIVER | 6-0 | 195 | IOWA STATE

Hometown: Dubuque, Iowa | 1st NFL Season | 1st with Texans | Age: 25
 Acquired: FA-'15 | 2015 GP/GS (Playoffs): 0/0 (0/0) | Career GP/GS (Playoffs): 0/0 (0/0)
 Teams: Chicago 2013; Seattle 2013; Indianapolis 2013-15; Cleveland 2015; Houston 2015-16

19

TRANSACTIONS:

Signed by the Chicago Bears as a college free agent on April 28, 2013...Waived by the Bears on Aug. 30, 2013...Signed to the Seattle Seahawks practice squad on Oct. 8, 2013...Released from the Seahawks practice squad on Oct. 22, 2013...Signed to the Seahawks practice squad on Oct. 30, 2013...Released from the Seahawks practice squad on Nov. 5, 2013...Signed to the Indianapolis Colts practice squad on Nov. 11, 2013...Signed by the Colts on Jan. 6, 2014...Waived by the Colts on Aug. 30, 2014...Signed to the Colts practice squad on Aug. 31, 2014...Signed by the Colts on Jan. 19, 2015...Waived by the Colts on May 19, 2015...Signed by the Cleveland Browns on May 30, 2015...Waived by the Browns on Sept. 5, 2015...Signed to the Houston Texans practice squad on Oct. 13, 2015...Signed by the Texans on Jan. 11, 2016.

2015 (Indianapolis/Cleveland/Houston 0/0):

- Waived by the Colts on May 19 and signed by the Browns on May 30
- Waived by the Browns following the preseason
- Signed to the Texans practice squad on Oct. 13, where he spent the rest of the regular season
- Did not play in any regular season games

2014 (Indianapolis 0/0):

- Spent the entire season on the Colts practice squad
- Did not play in any regular season games

2013 (Chicago/Seattle/Indianapolis 0/0):

- Originally signed by the Chicago Bears as a rookie free agent on April 28 and was waived on Aug. 30
- Spent time on the practice squads of the Seahawks and Colts in 2013
- Did not play in any regular season games

COLLEGE:

- Played four seasons (2009-12) at Iowa State University in Ames, Iowa
- In 47 games (19 starts) with the Cyclones, totaled 96 catches for 1,213 yards and 10 touchdowns, which tied for eighth in school history
- As a senior in 2012, started eight-of-10 games and accounted for 430 yards and six touchdowns on 29 receptions
- As a junior in 2011, started eight-of-12 games and totaled 33 catches for 427 yards and two touchdowns
- As a sophomore in 2010, recorded 14 receptions for 170 yards and two touchdowns in 12 games played
- As a freshman in 2009, totaled 20 receptions for 186 yards in 13 games played (two starts)

PERSONAL:

- Was a three-time all-conference first-team selection out of Hempstead High School in Dubuque, Iowa
- Rushed for over 1,900 yards and had 39 receptions for 524 yards in his prep career
- On defense, made 229 tackles and had nine interceptions in three seasons
- Named to The Des Moines Register Elite All-State team as a senior
- Set school records with 1,378 rushing yards, 18 touchdowns and 372 kickoff return yards as a senior
- Named to the Class 4A All-State basketball third-team as a junior and is the school's all-time leader in assists and steals
- Placed third at the Iowa Boys State Track Meet in the 100-meter dash and in the 4x100 meter relay



GREG MANCZ

CENTER | 6-4 | 301 | TOLEDO

Hometown: Cincinnati, Ohio | 2nd NFL Season | 2nd with Texans | Age: 23
 Acquired: CFA-'15 | 2015 GP/GS (Playoffs): 3/0 (0/0) | Career GP/GS (Playoffs): 3/0 (0/0)
 Teams: Houston 2015-16

65

TRANSACTIONS:

Signed by the Houston Texans as a college free agent on May 8, 2015.

2015 (Houston 3/0, 0/0):

- Played in three regular season games in his rookie season
- Made his NFL debut in the season opener vs. Kansas City (9/13)
- Came in to play left guard at Carolina (9/20)
- Played in his final game of the season in Week 3 vs. Tampa Bay (9/27)
- Inactive in Weeks 4-8
- Placed on Injured Reserve on Nov. 3

COLLEGE:

- Played four seasons (2011-14) at the University of Toledo (Ohio)
- Named second-team All-America by the Football Writers Association of America (FWAA)
- Only player from Mid-American Conference to make the FWAA All-American team
- First Rocket to earn All-American honors since Eric Page was named honorable mention by Sports Illustrated in 2011
- First UT offensive lineman to make either first- or second-team All-America on one of the five major All-America teams since Dan Bukovich made the Associated Press first-team in 1938
- Won the Vern Smith Leadership Award, given annually to the best player in the Mid-American Conference
- First offensive lineman to win the award in its 33-year history
- First-team All-MAC selection and leader of offensive line that powered Rocket offense that ranks No. 1 in MAC in scoring, total offense and rushing offense in 2014
- String of 47 consecutive starts was snapped when he sat out game on Nov. 11 due to knee injury
- One of 12 finalists nationally for the Wuerffel Trophy (community service)
- Also a candidate for the Rimington Trophy (center), Rotary Lombardo Award (lineman), Campbell Trophy (academics) and All State Good Works Award (community service)

PERSONAL:


- Full name is Gregory Brian Mancz
- Birthdate: April 23, 1992
- Parents are Mary Beth Fehring and the late Brian Mancz
- UT Student-Athlete Advisory Council (SAAC) president in 2013-14
- Member of UT Football Team Leadership Council that organizes volunteer community service activities 2010-2014
- Member of UT Football Leadership Board that makes all team decisions on discipline and practice adjustments 2012-2014
- Vice-President for Athletes in Action at UT for 2013-14
- Board for Fellowship of Christian Athletes 2013-14
- Graduated with a degree in finance

CAREER STATISTICS

REGULAR SEASON GAMES PLAYED/STARTED (PLAYOFFS):

2015 Houston: 3/0 (0/0)

TOTAL: 3/0 (0/0)



ANDREW McDONALD

TACKLE | 6-6 | 310 | INDIANA

Hometown: Indianapolis, Ind. | 2nd NFL Season | 1st with Texans | Age: 27
 Acquired: FA-'15 | 2015 GP/GS (Playoffs): 0/0 (0/0) | Career GP/GS (Playoffs): 2/0 (0/0)
 Teams: MIA 2012; CAR 2013; SEA/IND 2014; CLE 2014-15; SD 2015; HOU 2016

69

TRANSACTIONS:

Signed by the Miami Dolphins as a college free agent on May 14, 2012...Waived by the Dolphins on Aug. 31, 2012...Signed to the Dolphins practice squad on Sept. 2, 2012...Signed to the Dolphins active roster on Jan. 2, 2013...Waived by the Dolphins on Aug. 31, 2013...Signed to the Carolina Panthers practice squad on Oct. 21, 2013...Signed to the Panthers active roster on Jan. 14, 2014...Waived by the Panthers on Aug. 30, 2014...Signed to the Panthers practice squad on Aug. 31, 2014...Signed to the Seattle Seahawks active roster on Sept. 8, 2014...Waived by the Seahawks on Nov. 18, 2014...Signed to the Seahawks practice squad on Nov. 22, 2014...Released from the Seahawks practice squad on Nov. 26, 2014...Signed to the Indianapolis Colts active roster on Dec. 3, 2014...Released by the Colts on Dec. 15, 2014...Claimed off waivers by the Cleveland Browns on Dec. 16, 2014...Waived by the Browns on Sept. 5, 2015...Signed to the Browns practice squad on Sept. 6, 2015...Released from the Browns practice squad on Oct. 2, 2015...Signed to the San Diego Chargers practice squad on Oct. 21, 2015...Signed to the Houston Texans active roster on Jan. 5, 2016.

CAREER:

- Spent the last 10 regular season games and postseason on Carolina's practice squad in 2013
- Attended training camp with Miami in 2013
- Spent the entire 2012 season on the Dolphins' practice squad
- Made his NFL debut vs. Oakland (11/2/14) as a member of the Seattle Seahawks

2015 (Houston 0/0, 0/0):

- Signed to the Texans active roster on 1/5/16
- Inactive in Wild Card Game vs. Kansas City (1/9/16)

2014 (Seattle 2/0):

- Appeared in two games with Seattle, did not play in one, and was inactive for six
- Spent the first week of the season on Carolina's practice squad
- Inactive for two games with Indianapolis
- Inactive in last two games with Cleveland
- Made his NFL debut vs. Oakland (11/2)

COLLEGE:

- Played in 36 games with 25 starts over his four seasons (2008-11) at Indiana University in Bloomington, Ind.
- Redshirted the 2007 campaign at IU
- Started the last 23 games of his college career at left tackle
- Started 12 games at left tackle as a senior, opening holes for the Hoosiers to rush for 1,374 yards in Big Ten Conference games, the team's highest total since 2001
- Graduated from Indiana with a degree in general studies with a focus in fine arts

PERSONAL:

- Attended Warren Central High School in Indianapolis
- Given name is Andrew Alexander McDonald
- Nicknamed '18' because he wore size 18 shoes after he switched high schools and the head coach had trouble remembering his name
- Native of Greentown, Ind.
- Worked at McDonald's in high school
- First-team all-state selection as a senior
- Participated in track

CAREER STATISTICS

REGULAR SEASON GAMES PLAYED/STARTED (PLAYOFFS):

2012 Miami: 0/0 (0/0)
 2013 Miami/Carolina: 0/0 (0/0)
 2014 Carolina/Seattle/Indianapolis/Cleveland: 2/0 (0/0)
 2015 Cleveland/San Diego/Houston: 0/0 (0/0)
TOTAL: 2/0 (0/0)

TEXANS BIOS



BENARDRICK MCKINNEY

INSIDE LINEBACKER | 6-4 | 246 | MISSISSIPPI STATE

Hometown: Tunica, Miss. | 2nd NFL Season | 2nd with Texans | Age: 23
 Acquired: D2-'15 | 2015 GP/GS (Playoffs): 14/11 (1/1) | Career GP/GS (Playoffs): 14/11 (1/1)
 Teams: Houston 2015-16

55

TRANSACTIONS:

Selected by the Houston Texans with the 11th pick in the second round (43rd overall) of the 2015 NFL Draft.

2015 (Houston 14/11, 1/1):

- Made one special teams tackle in his NFL debut vs. Kansas City (9/13)
- Tallied the first two tackles, including one for loss, of his career at Carolina (9/20)
- Made his first NFL start vs. Tampa Bay (9/27)
- Recorded two tackles (one solo) and one special teams tackle (9/27)
- Posted three tackles in his second straight start of the season at Atlanta (10/4)
- Finished second on the team with seven tackles, including six solo stops vs. Indianapolis (10/8)
- Inactive in Weeks 7-8
- Played and started in his first game (11/16) since Week 6 at Jacksonville (10/18)
- Led the team with a career-high nine tackles (six solo), including one for loss at Cincinnati (11/16)
- Tied for third on the team with eight tackles, including four solo stops, vs. New England (12/13)
- His tackle total was his second-highest single-game output of the season (12/13)
- Tied for the team lead with seven tackles (three solo), including two for loss and 1.0 sack at Indianapolis (12/20)
- Picked up his first career sack when he brought down Colts QB Matt Hasselbeck for an 11-yard loss in the third quarter at Indianapolis (12/20). The sack pinned the Colts at their own 1-yard line and forced a punt
- Finished second on the team with nine tackles, including four solo stops in Wild Card Game vs. Kansas City (1/9/16)
- Posted the second-most tackles by a rookie in a Texans postseason game (1/9/16)

COLLEGE:

- Played three seasons (2012-14) at Mississippi State University in Starkville, Miss. after redshirting the 2011 campaign
- One of the all-time great linebackers in school history, becoming the program's first first-team All-America linebacker since 1999
- Mississippi State's top tackler in his final two seasons
- Played in 39 games with 36 starts in three seasons with the Bulldogs
- Recorded 244 tackles, 19.5 tackles for loss, 7.5 sacks, seven passes defended and six fumble recoveries
- First-team All-America honors in 2014 from the Football Writers Association, ESPN, Phil Steele and Sports Illustrated
- Started all 13 games at middle linebacker and for the second straight year in 2014, was the Bulldogs' top tackler recording 71 with eight tackles for loss, three sacks, four passes defended, three fumble recoveries and one forced fumble
- Named to College Football News' All-Sophomore squad in 2013 when he racked up a team-best 71 total tackles, which ranked fourth among all sophomores in the SEC, and tied for the team lead in tackles for loss with 7.0 and sacks with 3.5
- Named a First-Team Freshman All-American by CBSsports.com, FoxSportsNext, Phil Steele and CollegeFootballNews.com in 2012
- Led all SEC freshmen and tied for second among freshman in the FBS with 102 tackles in 2012, which also ranked sixth overall in the SEC, while playing in all 13 games (10 starts)
- Earned All-SEC Freshman honors by the SEC coaches and ESPN.com in 2012 when he totaled 4.5 tackles for loss, a sack, four pass breakups and a fumble recovery

2015 STATISTICS

REGULAR SEASON				TACKLES					SACKS		INTERCEPTIONS					FUMBLES				
Date	Opp	GP	GS	Tot	Solo	Asst	QBH	TFL	Sk	Yds	Int	Yds	Lg	TD	PD	FF	FR	Yds	TD	
9/13	KC	1	0	0	0	0	0	0	0.0	0.0	0	0	0	0	0	0	0	0	0	0
9/20	at CAR	1	0	2	1	1	0	1	0.0	0.0	0	0	0	0	0	0	0	0	0	0
9/27	TB	1	1	2	1	1	0	0	0.0	0.0	0	0	0	0	0	0	0	0	0	0
10/4	at ATL	1	1	3	2	1	0	0	0.0	0.0	0	0	0	0	0	0	0	0	0	0
10/8	IND	1	0	7	6	1	0	0	0.0	0.0	0	0	0	0	0	0	0	0	0	0
10/18	at JAX	1	1	3	2	1	0	0	0.0	0.0	0	0	0	0	0	0	0	0	0	0
10/25	at MIA																			
11/1	TEN																			
11/16	at CIN	1	1	9	6	3	0	1	0.0	0.0	0	0	0	0	0	0	0	0	0	0
11/22	NYJ	1	1	5	3	2	0	0	0.0	0.0	0	0	0	0	0	0	0	0	0	0
11/29	NO	1	1	4	2	2	0	1	0.0	0.0	0	0	0	0	0	0	0	0	0	0
12/6	at BUF	1	1	4	2	2	0	0	0.0	0.0	0	0	0	0	0	0	0	0	0	0
12/13	NE	1	1	8	4	4	0	0	0.0	0.0	0	0	0	0	0	0	0	0	0	0
12/20	at IND	1	1	7	3	4	1	2	1.0	11.0	0	0	0	0	0	0	0	0	0	0
12/27	at TEN	1	1	2	2	0	0	2	0.0	0.0	0	0	0	0	0	0	0	0	0	0
1/3/16	JAX	1	1	2	1	1	1	0	0.0	0.0	0	0	0	0	0	0	0	0	0	0
Totals		14	11	58	35	23	2	7	1.0	11.0	0	0	0	0	0	0	0	0	0	0
POSTSEASON																				
Date	Opp	GP	GS	Tot	Solo	Asst	QBH	TFL	Sk	Yds	Int	Yds	Lg	TD	PD	FF	FR	Yds	TD	
1/9/16	KC (WC)	1	1	9	4	5	0	0	0.0	0.0	0	0	0	0	0	0	0	0	0	0
Totals		1	1	9	4	5	0	0	0.0	0.0	0	0	0	0	0	0	0	0	0	0

CAREER STATISTICS

REGULAR SEASON				TACKLES					SACKS		INTERCEPTIONS					FUMBLES				
Year	Team	GP	GS	Tot	Solo	Asst	QBH	TFL	Sk	Yds	Int	Yds	Lg	TD	PD	FF	FR	Yds	TD	
2015	HOU	14	11	58	35	23	2	7	1.0	11.0	0	0	0	0	0	0	0	0	0	0
Totals		14	11	58	35	23	2	7	1.0	11.0	0	0	0	0	0	0	0	0	0	0
POSTSEASON																				
Year	Team	GP	GS	Tot	Solo	Asst	QBH	TFL	Sk	Yds	Int	Yds	Lg	TD	PD	FF	FR	Yds	TD	
2015	HOU	1	1	9	4	5	0	0	0.0	0.0	0	0	0	0	0	0	0	0	0	0
Totals		1	1	9	4	5	0	0	0.0	0.0	0	0	0	0	0	0	0	0	0	0

CAREER GAME HIGHS

Tackles: 9 at CIN, 11/16/15 | QBH: 1, 2x – last: vs. JAX, 1/3/15 | TFL: 2, 2x – last: at TEN, 12/27/15 | Sacks: 1 at IND, 12/20/15

- Sat out his first season as a redshirt freshman in 2011

PERSONAL:

- Attended Rosa Fort High School in Tunica, Miss.
- A top defensive prospect in the state of Mississippi and was the first Rosa Fort player to sign with an SEC program since 2001
- Led the RFHS Lions to a 3-3 finish in Region 2 play and a first-round playoff appearance in the Class 4A state playoffs
- Selected by the state's high school coaches to the North/South All-Star Game as a linebacker
- Started at quarterback for Rosa Fort during senior season and accounted for 2,036 total yards of offense and 22 touchdowns with 1,334 passing and 702 yards on the ground
- Credited with 66 tackles from linebacker spot
- Threw for 530 yards with five touchdowns as a junior
- Started for the Rosa Fort basketball team



WHITNEY MERCILUS

OUTSIDE LINEBACKER | 6-4 | 258 | ILLINOIS

Hometown: Akron, Ohio | 5th NFL Season | 5th with Texans | Age: 25
 Acquired: D1-'12 | 2015 GP/GS (Playoffs): 16/10 (1/1) | Career GP/GS (Playoffs): 63/43 (3/1)
 Teams: Houston 2012-16

59

TRANSACTIONS:

Selected by the Houston Texans in the first round (26th overall) of the 2012 NFL Draft...Re-signed with the Texans on May 5, 2015.

CAREER:

- Ranks third in franchise history with 30.0 sacks
- Became the first player in franchise history and the fifth player in the NFL since 1982 to post two games with 3.5-or-more sacks in a season
- Tied DE Mario Williams (12.0 in 2008) for the fifth-most sacks in a season in franchise history
- Has eight career games with 2.0-or-more sacks
- Tied the franchise rookie record for sacks with 6.0 in 2012
- Has appeared in two career playoff games, totaling one tackle and one special teams tackle
- Named AFC Defensive Player of the Month for December 2015
- Recorded the most sacks (3.0) in a postseason game in Texans history, while tying for the fourth-most by any NFL player in a playoff contest vs. Kansas City (1/9/16)

2015 (Houston 16/10, 1/1):

- Posted two tackles and one pass defended vs. Kansas City (9/13)
- Made four tackles (two solo) and one special teams tackle at Carolina (9/20)
- Had two tackles (one solo), one tackle for loss, and one fumble recovery vs. Tampa Bay (9/27)
- Registered his first 2.0 sacks of the season at Jacksonville (10/18)
- Brought down Jaguars QB Blake Bortles for a 7-yard loss in the second quarter and a 5-yard loss in the fourth quarter at Jacksonville (10/18)
- Posted a career-high 3.5 sacks vs. Tennessee (11/1), which is tied for the second-most in a game in Texans history (LB Connor Barwin, 4.0 at Jacksonville, 11/27/11, and DE Mario Williams, 3.5 vs. Denver, 12/13/07)
- Tied for second on the team with seven tackles (six solo), while adding four tackles for loss and four quarterback hits vs. Tennessee (11/1)
- Recorded his second multiple-sack game of the season and seventh of his career (11/1)
- Sacked QB Zach Mettenberger for a loss of six yards in second quarter vs. Tennessee (11/1)
- Sacked QB Zach Mettenberger for a 7-yard loss in the third quarter vs. Tennessee (11/1)
- Sacked QB Zach Mettenberger for a 6-yard loss in the fourth quarter vs. Tennessee (11/1)
- Split a 9-yard sack in the fourth quarter with DE J.J. Watt vs. Tennessee (11/1)
- Recorded a tackle for loss in the first quarter when he brought down Titans RB Antonio Andrews for a 2-yard loss vs. Tennessee (11/1)
- Finished with five tackles, including three for loss, and a sack at Cincinnati (11/16)
- The three tackles for loss are the second-most he's recorded in a game in his career (11/16)
- Has tallied seven tackles for loss in the last two games (Weeks 8 and 10)
- Registered four tackles (three solo) and one pass defended at Buffalo (12/6), his second of the year and first since Week 1 against Kansas City (9/13)
- Set a single-season career-high in sacks (7.5) after he brought down Patriots QB Tom Brady for a 9-yard loss in the fourth quarter vs. New England (12/13)
- Finished the game with five tackles (three solo) and 1.0 sack vs. New England (12/13)

2015 STATISTICS

REGULAR SEASON				TACKLES					SACKS		INTERCEPTIONS					FUMBLES			
Date	Opp	GP	GS	Tot	Solo	Asst	QBH	TFL	Sk	Yds	Int	Yds	Lg	TD	PD	FF	FR	Yds	TD
9/13	KC	1	1	2	1	1	0	0	0.0	0.0	0	0	0	0	1	0	0	0	0
9/20	at CAR	1	0	4	2	2	0	0	0.0	0.0	0	0	0	0	0	0	0	0	0
9/27	TB	1	1	2	1	1	0	1	0.0	0.0	0	0	0	0	0	0	0	0	0
10/4	at ATL	1	1	2	2	0	0	0	0.0	0.0	0	0	0	0	0	0	0	0	0
10/8	IND	1	0	3	1	2	1	0	0.0	0.0	0	0	0	0	0	0	0	0	0
10/18	at JAX	1	1	3	3	0	3	2	2.0	12.0	0	0	0	0	0	0	0	0	0
10/25	at MIA	1	0	2	1	1	0	0	0.0	0.0	0	0	0	0	0	0	0	0	0
11/1	TEN	1	0	7	6	1	4	4	3.5	23.5	0	0	0	0	0	0	0	0	0
11/16	at CIN	1	1	5	4	1	1	3	1.0	1.0	0	0	0	0	0	0	0	0	0
11/22	NYJ	1	1	2	0	2	0	0	0.0	0.0	0	0	0	0	0	0	0	0	0
11/29	NO	1	1	1	1	0	0	1	0.0	0.0	0	0	0	0	0	0	0	0	0
12/6	at BUF	1	1	4	3	1	0	0	0.0	0.0	0	0	0	0	1	0	0	0	0
12/13	NE	1	1	5	3	2	1	1	1.0	9.0	0	0	0	0	0	0	0	0	0
12/20	at IND	1	0	2	1	1	2	0	1.0	0.0	0	0	0	0	0	0	0	0	0
12/27	at TEN	1	0	1	0	1	1	0	0.0	0.0	0	0	0	0	0	0	0	0	0
1/3/16	JAX	1	1	5	3	2	3	2	3.5	14.5	0	0	0	0	0	1	1	5	0
Totals		16	10	50	32	18	16	14	12.0	60.0	0	0	0	0	2	1	1	5	0
POSTSEASON				TACKLES					SACKS		INTERCEPTIONS					FUMBLES			
Date	Opp	GP	GS	Tot	Solo	Asst	QBH	TFL	Sk	Yds	Int	Yds	Lg	TD	PD	FF	FR	Yds	TD
1/9/16	KC (WC)	1	1	8	5	3	4	3	3.0	17.0	0	0	0	0	0	0	0	0	0
Totals		1	1	8	5	3	4	3	3.0	17.0	0	0	0	0	0	0	0	0	0

CAREER STATISTICS

REGULAR SEASON				TACKLES					SACKS		INTERCEPTIONS					FUMBLES			
Year	Team	GP	GS	Tot	Solo	Asst	QBH	TFL	Sk	Yds	Int	Yds	Lg	TD	PD	FF	FR	Yds	TD
2012	HOU	16	4	18	15	3	7	6	6.0	17.0	0	0	0	0	1	2	1	0	0
2013	HOU	16	16	47	33	14	18	6	7.0	36.0	0	0	0	0	0	0	0	0	0
2014	HOU	15	13	50	31	19	11	9	5.0	30.0	0	0	0	0	0	2	0	0	0
2015	HOU	16	10	50	32	18	16	14	12.0	60.0	0	0	0	0	2	1	1	5	0
Totals		63	43	165	111	54	52	35	30.0	143.0	0	0	0	0	3	5	2	5	0
POSTSEASON				TACKLES					SACKS		INTERCEPTIONS					FUMBLES			
Year	Team	GP	GS	Tot	Solo	Asst	QBH	TFL	Sk	Yds	Int	Yds	Lg	TD	PD	FF	FR	Yds	TD
2012	HOU	2	0	1	0	1	0	0	0.0	0.0	0	0	0	0	0	0	0	0	0
2015	HOU	1	1	8	5	3	4	3	3.0	17.0	0	0	0	0	0	0	0	0	0
Totals		3	1	9	5	4	4	3	3.0	17.0	0	0	0	0	0	0	0	0	0

ADDITIONAL STATISTICS

Special Teams Tackles (9): 2012 - 7; 2015 - 2 | Postseason Special Teams Tackles (1): 2012 - 1

CAREER GAME HIGHS

Tackles: 9 vs. PHI, 11/2/14 | QBH: 4, 2x – last: vs. TEN, 11/1/15 | TFL: 4 vs. TEN, 11/1/15 | Sacks: 3.5, 2x – last: vs. JAX, 1/3/16
 PD: 1, 3x – last: at BUF 12/6/15 | FF: 1, 5x – last: vs. JAX, 1/3/16 | FR: 1, 3x – last: vs. JAX, 1/3/16

- Sacked Colts QB Charlie Whitehurst in the fourth quarter at Indianapolis (12/20)
- Tallied five tackles (three solo), 3.5 sacks, three quarterback hits, two tackles for loss, one forced fumble and one fumble recovery vs. Jacksonville (1/3/16)
- Became the first player in franchise history and the fifth player in the NFL since 1982 to post two games with 3.5-or-more sacks in a season
- Posted his third multiple-sack game of the season and eighth of his career
- Passed DE Antonio Smith (27.0) for the third-most career sacks in Texans history
- Eclipsed the 10.0-sack mark for the first time in his career
- Brought down Jaguars QB Blake Bortles for a 6-yard loss in the first quarter (1/3/16)
- Sacked Bortles for a loss of four yards in the second quarter vs. Jacksonville (1/3/16)
- Recorded a sack-forced fumble on Bortles in the third quarter vs. Jacksonville (1/3/16), his fourth strip-sack of his career and first of the season
- Split a sack with OLB John Simon in the fourth quarter (1/3/16) for a loss of one yard
- Finished the year with 50 tackles (32 solo), 12.0 sacks, 16 quarterback hits, 14 tackles for loss, two passes defended, two fumble recoveries and one forced fumble. His sack and tackles for loss totals set single-season career highs, while he tied his personal-best for

WHITNEY MERCILUS

total tackles

- Tied Mario Williams (12.0 in 2008) for the fifth-most sacks in a season in franchise history
- Named AFC Defensive Player of the Month for December
- Recorded the most sacks (3.0) in a postseason game in Texans history, while tying for the fourth-most by any NFL player, in a playoff contest vs. Kansas City (1/9/16)
- Finished with eight tackles (five solo), 3.0 sacks for a loss of 17 yards and four quarterback hits in Wild Card Game vs. Kansas City (1/9/16)
- Notched his first career sack in the postseason when he brought down Chiefs QB Alex Smith for a 3-yard loss in the first quarter vs. Kansas City (1/9/16). Became the fourth player in franchise history to record a sack in the playoffs
- Sacked Smith for a 4-yard loss in the second quarter of Wild Card Game and became the third player in Texans history with 2.0-or-more sacks in a postseason game
- Brought down Smith for a 10-yard loss in the fourth quarter for his third sack of the day

2014 (Houston 15/13):

- Started 13 of 15 games and registered 50 tackles, 5.0 sacks, 11 quarterback hits, nine tackles for loss and two forced fumbles
- Started and recorded a tackle at Oakland (9/14) in Week 2
- Made five tackles at N.Y. Giants (9/21) in Week 3
- Recorded two quarterback hits and made two tackles vs. Buffalo (9/28) in Week 4
- Made five tackles and added a tackle for loss and quarterback hit at Dallas (10/5) in Week 5
- Recorded six tackles, two tackles for loss and a quarterback hit vs. Indianapolis (10/9) in Week 6
- Recorded the fourth multi-sack game of his career at Pittsburgh (10/20). Strip-sacked Ben Roethlisberger in the first quarter and finished the game with five tackles, two tackles for loss, one quarterback hit and one pass defensed. Moved into a tie for fifth on the franchise's all-time sack list, matching LB Kailee Wong's (2002-06) 15 career sacks
- Had a multi-sack game for the fifth time in his career and second time this season vs. Philadelphia (11/2) in Week 9. Tied for the team lead with a career-high nine tackles. Set a season high with three quarterback hits and tied a season high with two tackles for loss and set a career best with seven tackles for loss on the season
- Made five tackles vs. Cincinnati (11/23) in Week 12
- Had three tackles and a tackle for loss vs. Tennessee (11/30) in Week 13
- Inactive in Week 15
- Had three tackles and forced his second fumble of the season vs. Baltimore (12/21) in Week 16
- Sacked Jaguars QB Blake Bortles for three yards vs. Jacksonville (12/28) in Week 17. Finished with three tackles and added a tackle for loss and a quarterback hit

2013 (Houston 16/16):

- Started all 16 games at weakside linebacker and recorded career-bests of 65 tackles, 7.0 sacks and 18 quarterback hits while tying a career-high with six tackles for loss
- Recorded seven tackles (five solo) and a sack for a loss of six yards at San Diego (9/9)
- Recorded career highs in tackles (eight, four solo) and sacks (2.5) vs. Seattle (9/29)
- Recorded six tackles (three solo) and a sack at San Francisco (10/6)
- Added another sack to go along with four solo tackles vs. Jacksonville (11/24)
- Tied his career-high of 6.0 sacks in a season with a half-sack vs. New England (12/1)
- Set a career high with his seventh sack of the season vs. Denver (12/22)

2012 (Houston 16/4, 2/0):

- Tied the Texans rookie record for sacks in a season with 6.0
- Made his Texans and NFL debut at OLB in the season opener vs. Miami (9/9)
- Had a special teams tackle at Jacksonville (9/16) and at N.Y. Jets (10/8)
- Made two special teams tackles at Denver (9/23)
- Had one tackle vs. Green Bay (10/14)
- Registered his first career sack and forced a fumble when he dropped Ravens QB Joe Flacco for a 2-yard loss in the first quarter vs. Baltimore (10/21)
- Recorded two sacks and collected his second career forced fumble vs. Buffalo (11/4)
- Made two tackles (one solo) at Chicago (11/11)
- Collected a season-high four tackles at Detroit (11/22)
- Sacked Titans QB Jake Locker twice for a total loss of 6 yards and recovered a fumble at Tennessee (12/2)
- Sacked Patriots QB Tom Brady for a 7-yard loss in the third quarter at New England (12/10) to give him 6.0 sacks on the season, tying the franchise rookie sack record set by OLB Brooks Reed in 2011
- Recorded four tackles (one solo) vs. Indianapolis (12/16)
- Made one tackle at Indianapolis (12/30)
- Made his postseason debut in the AFC Wild Card Playoff vs. Cincinnati (1/5/13)
- Made one tackle and one special teams tackle in AFC Divisional Playoff at New England (1/13/13)

COLLEGE:

- Played three seasons (2009-11) at the University of Illinois in Champaign, Ill. after redshirting the 2008 campaign
- Started 15-of-37 games with the Illini, recording 81 tackles (42 solo) with 18.0 sacks (119 yards), 28 tackles for loss (150 yards), 11 forced fumbles and two fumble recoveries

- Tied for eighth in NCAA FBS history with 11 forced fumbles, which also ranks fifth all-time in the Big Ten Conference and is second on the Illini all-time list (13 by Simeon Rice from 1992-95)
- Set a school and Big Ten single-season record with nine forced fumbles in 2011
- Third on the Illinois single-season tackle for loss chart with 22.5 in 2011
- Earned 2011 All-America and All-Big Ten Conference first-team honors from The NFL Draft Report as the scouting service named him the league's Player of the Year and National Defensive Lineman of the Year
- Mid-season All-America from Phil Steele's College Football and was selected National Defensive Lineman of the Week for his performance vs. Indiana (3.0 sacks) his senior season
- Led the nation in sacks per game (1.23) and fumbles forced per game (0.833) as a senior
- Recorded a career-high 57 tackles (28 solo) with 16.0 sacks (105 yards) to tie the school season-record that was first set by Simeon Rice in 1994
- Played in all 13 games, starting two games at weak-side defensive end his junior season
- Recorded 16 tackles (eight solo) with a 7-yard sack and three tackles for loss in 2010
- Recorded eight tackles (four solo), two assisted sacks and 3.5 tackles for loss in 2009
- Redshirted as a freshman

PERSONAL:

- Attended Garfield High School in Akron, Ohio
- Played defensive end and tight end and earned Northeast Ohio Inland All-Star team, Cleveland Plain-Dealer Defensive All-Star team and All-District honors after leading the Rams to a 7-3 record in 2007
- A Prep Star All-Region and All-Akron City League choice, he recorded 36 solo tackles with a pair of sacks, six stops behind the line of scrimmage and four fumble recoveries, advancing one 36 yards for a score that year



LAMAR MILLER

RUNNING BACK | 5-10 | 225 | MIAMI (FLA.)

Hometown: Miami, Fla. | 5th NFL Season | 1st with Texans | Age: 25
 Acquired: UFA-'16 (MIA) | 2015 GP/GS (Playoffs): 16/16 (0/0) | Career GP/GS (Playoffs): 61/48 (0/0)
 Teams: Miami 2012-15; Houston 2016

26

TRANSACTIONS:

Selected by the Miami Dolphins with the second pick in the fourth round (97th overall) of 2012 NFL Draft...Signed by the Houston Texans on March 10, 2016.

CAREER:

- Leads the AFC and ranks fourth in the NFL with 1,971 rushing yards over the past two seasons (2014-15)
- Ranks fourth among all NFL running backs with a 4.89 yards per carry average over the past two seasons (2014-15)
- Ranks fifth among all NFL running backs in scrimmage yards over the past two seasons (2014-15) with a total of 2,643 (1,971 rushing yards and 672 receiving yards)
- Had a 54-yard touchdown reception and an 85-yard touchdown run - both in the second quarter vs. Houston on (10/25/15), becoming the second player in NFL history with an 85-plus yard touchdown run and 50-plus yard touchdown catch in a single game (RB Chris Johnson) and the only player to accomplish the feat in a single quarter
- Has six career 100-yard rushing games

2015 (Miami 16/16):

- Played in and started all 16 games
- Recorded 194 carries for 872 yards (4.5 avg.) and eight touchdowns
- Added 47 receptions for 397 yards (8.4 avg.) and two receiving touchdowns
- Totaled 100 yards for the first time on the year with a 19-carry, 113-yard performance and a touchdown at Tennessee (10/18)
- Named FedEx Ground Player of the Week as he rushed for 175 yards on 14 carries (12.5 avg.) and one touchdown while catching three passes for 61 yards (20.3) and a 54-yard receiving touchdown in win vs. Houston (10/25)
- His 12.50 yards per carry average was the fourth-highest single-game rushing average in team history (minimum 10 attempts)
- Scored twice and totaled 44 rushing yards on 12 carries (3.7 avg.) at Buffalo (11/8)
- Totaled 20 carries for 113 yards (5.7 avg.) in win vs. Baltimore (12/6)
- Rushed for 89 yards on 12 carries (7.4 avg.) and two scores vs. N.Y. Giants (12/14)

2014 (Miami 16/16):

- Played in and started all 16 games
- Led the Dolphins in rushing with 216 carries for 1,099 yards (5.09 avg.) and eight touchdowns
- Added 38 catches for 275 yards and one touchdown
- Led the Dolphins in rushing on 14 occasions during the season
- Became the first Dolphins player to eclipse the 1,000-yard rushing mark since RB Reggie Bush in 2011 and posted the eighth-highest single-season total in Miami history
- Rushed 11 times for 59 yards and added four receptions for 19 yards and one touchdown, the first touchdown reception of his career, vs. New England (9/7)
- Rushed for 108 yards vs. Kansas City (9/21)
- Carried the ball 12 times for 64 yards with two rushing touchdowns at Oakland in London (9/28), which marked the first multi-rushing touchdown game of his career
- Rushed 14 times for 53 yards and one touchdown vs. Green Bay (10/12)
- Rushed for 61 yards on 18 carries and one touchdown at Chicago (10/19), which marked the third consecutive game he scored a rushing touchdown
- Closed the season by rushing 19 times for a career-high 178 yards and one touchdown vs. N.Y. Jets (12/28)
- It was the sixth-highest single-game rushing total in the NFL and the fifth-most in the AFC in 2014
- In addition, his 9.37 yards per rush (19-178) against the N.Y. Jets was the highest single-game average in the NFL in 2014 among all running backs with a minimum of 15 carries

2015 STATISTICS

REGULAR SEASON				RUSHING					RECEIVING				
Date	Opp	GP	GS	Att	Yds	Avg	Lg	TD	Rec	Yds	Avg	Lg	TD
WITH MIAMI													
9/13	at WAS	1	1	13	53	4.1	17	0	1	22	22.0	22	0
9/20	at JAX	1	1	10	14	1.4	6	0	5	28	5.6	12	0
9/27	BUF	1	1	7	38	5.4	8	0	3	27	9.0	16	0
10/4	NYJ	1	1	7	26	3.7	13	0	1	10	10.0	10	0
10/18	at TEN	1	1	19	113	5.9	22	1	2	5	2.5	4	0
10/25	HOU	1	1	14	175	12.5	85t	1	3	61	20.3	54t	1
10/29	at NE	1	1	9	15	1.7	8	1	5	19	3.8	8	0
11/8	at BUF	1	1	12	44	3.7	14	2	7	97	13.9	27	0
11/15	at PHI	1	1	16	43	2.7	11	0	6	50	8.3	35	1
11/22	DAL	1	1	7	44	6.3	16	0	2	11	5.5	11	0
11/29	at NYJ	1	1	5	2	0.4	2	0	3	11	3.7	17	0
12/6	BAL	1	1	20	113	5.7	22	0	1	5	5.0	5	0
12/14	NYG	1	1	12	89	7.4	38t	2	0	0	0.0	0	0
12/20	at SD	1	1	9	12	1.3	7	0	2	12	6.0	11	0
12/27	IND	1	1	15	31	2.1	7	1	5	36	7.2	14	0
1/3/16	NE	1	1	19	60	3.2	29	0	1	3	3.0	3	0
Totals		16	16	194	872	4.5	85t	8	47	397	8.4	54t	2

CAREER STATISTICS

REGULAR SEASON				RUSHING					RECEIVING				
Year	Team	GP	GS	Att	Yds	Avg	Lg	TD	Rec	Yds	Avg	Lg	TD
2012	MIA	13	1	51	250	4.9	28	1	6	45	7.5	12	0
2013	MIA	16	15	177	709	4.0	49	2	26	170	6.5	22	0
2014	MIA	16	16	216	1,099	5.1	97	8	38	275	7.2	20	1
2015	MIA	16	16	194	872	4.5	85	8	47	397	8.4	54	2
Totals		61	48	638	2,930	4.6	97	19	117	887	7.6	54	3

ADDITIONAL STATISTICS

Fumbles/Lost (5/5): 2013 - 1/1; 2014 - 3/3; 2015 - 1/1 **Fumble Recoveries (2):** 2014 - 1; 2015 - 1

CAREER GAME HIGHS

Rushing Att.: 22 at NYJ, 12/11/13 | **Rushing Yards:** 178 vs. NYJ, 12/28/14 | **Rushing TD:** 2, 2x - last: vs. NYG, 12/14/15
Rushing Long: 97t vs. NYJ, 12/28/14 | **Receptions:** 7 at BUF, 11/8/15 | **Receiving Yards:** 97 at BUF, 11/8/15
Receiving TDs: 1, 3x - last: at PHI, 11/15/15 | **Receiving Long:** 54t vs. HOU, 10/25/15

- Recorded a 97-yard touchdown run in the third quarter vs. the N.Y. Jets (12/28), which was tied for the third-longest run in NFL history, behind the 98-yard run by RB Ahman Green of Green Bay in 2003 and RB Tony Dorsett's 99-yard run for the Dallas Cowboys in 1982
- Finished the 2014 season ranked among the NFL leaders in every major rushing statistic
- His 1,099 yards were 10th in the NFL and fifth in AFC
- His eight rushing touchdowns were tied for eighth in the NFL and tied for second in the AFC
- His 5.09 average per carry was fifth in the NFL and second in the AFC overall and second in the NFL and AFC among running backs

2013 (Miami 16/15):

- Played in all 16 games with 15 starts
- Led the Dolphins in rushing with 177 carries for 709 yards and two touchdowns
- Added 26 catches for 170 yards
- Led the team in rushing on 11 occasions
- Led the Dolphins in rushing with 14 carries for 69 yards and one touchdown, coming on a 10-yard run, and added two catches for six yards at Indianapolis (9/15)
- Led the Dolphins in rushing with eight carries for 62 yards, including a season-long 49-yard run vs. Atlanta (9/22)
- Had 11 carries for 62 yards and one touchdown and added one catch for six yards at New Orleans (9/30)
- Posted nine carries for 43 yards, including a 30-yard run, vs. Buffalo (10/20)
- Recorded 18 carries for 89 yards and added three catches for 23 yards at New England (10/27)
- Posted 16 carries for 105 yards, including a 41-yard run, and added four catches for 24 yards vs. Cincinnati (10/31)

LAMAR MILLER

- It marked the first 100-yard rushing performance of his NFL career
- Gained 72 yards on 22 carries and added one catch for 13 yards at N.Y. Jets (12/1)
- Had 15 carries for 61 yards vs. New England (12/15)
- Led the team with 17 carries for 73 yards and added one catch for four yards vs. N.Y. Jets (12/29)

2012 (Miami 13/1):

- Played in 14 games with one start as a rookie
- Was inactive for two games
- Recorded 51 carries for 250 yards and one touchdown
- Added six receptions for 45 yards
- Made NFL debut in a reserve role vs. Oakland (9/16) and had ten carries for 65 yards and one touchdown
- His touchdown came on a 15-yard run in the fourth quarter, the first touchdown of his career
- It was the first time a Dolphins rookie had a rushing touchdown since Ronnie Brown in 2005
- His first NFL carry came on a five-yard run in the first quarter
- Registered nine carries for 48 yards, including a 22-yard run, vs. N.Y. Jets (9/23)
- Had three carries for 12 yards and added two catches for 13 yards, the first two receptions of his NFL career, vs. Tennessee (11/11)
- Made the first start of his NFL career at San Francisco (12/9)
- Led the Dolphins in rushing with ten carries for season-high 73 yards, including a long run of 28 yards, vs. Buffalo (12/23)

COLLEGE:

- Two-year letterman (2010-11) and one-year starter at the University of Miami (Fla.) after redshirting the 2009 campaign
- Played in 23 career games with 13 starts
- Recorded 335 carries for 1,918 yards (5.7 avg.) with 15 touchdowns
- Caught 28 passes for 181 yards (6.5 avg.) and one score
- Added 15 kickoff returns for 376 yards (25.1 avg.) and a touchdown and three punt returns for 16 yards (5.3 avg.)
- Ran for more than 100 yards nine times during his career
- Started 12 games as a redshirt sophomore in 2011
- Named as a first-team All-Atlantic Coast Conference selection
- Rushed for 1,272 yards on 227 carries (5.6 avg.) and nine touchdowns
- Became the first Miami running back since Willis McGahee in 2002 to rush for more than 1,000 yards in a season
- It was the third-best single-season rushing total in program history, behind Willis McGahee (1,753 yards in 2002) and Edgerrin James (1,416 in 1998)
- Added 17 receptions for 85 yards (5.0 avg.) and a score
- Also returned seven kickoffs for 162 yards (23.4 avg.)
- Was the only back in country with a rush of 40 yards or more through each of the first four games of the season
- Rushed for 100-plus yards in each of first five games of season
- Played in 11 games with one start as a redshirt freshman in 2010
- Recorded 108 carries for 646 yards (6.0 avg.) and six touchdowns
- Added 11 receptions for 96 yards (8.7 avg.)
- Had eight kickoff returns for 214 yards (26.8 avg.) and a touchdown
- Also returned three punts for 16 yards
- Was twice named ACC Rookie of the Week
- Majored in liberal arts

PERSONAL:

- Attended Miami (Fla.) Killian High School
- Named first-team All-State recognition as a senior
- Led Miami-Dade in rushing with 217 carries for 1,749 yards and 22 touchdowns
- Earned second-team All-State honors as a junior
- Amassed 154 carries for 1,126 yards with 12 scores
- Also lettered in basketball and track and field
- Held a summer job while in high school at what was then called the Miami MetroZoo (it became Zoo Miami in the summer of 2010)
- Grew up a fan of the Miami Hurricanes
- Lists "Martin" and "The Jamie Foxx Show" as favorite television shows and Meek Mill as favorite recording artist
- Worked with local schools in team's bowling, Dave & Buster's, mini-golf and go-karting events
- Participated in the Miami Dolphins Foundation's Fins Weekend events
- Walked in support of WalkAbout Autism event at Sun Life Stadium
- Born April 25, 1991 in Miami, Fla.

TEXANS BIOS



TERRANCE MITCHELL

CORNERBACK | 5-11 | 190 | OREGON

Hometown: Sacramento Calif. | 3rd NFL Season | 1st with Texans | Age: 24
 Acquired: W-'16 (DAL) | 2015 GP/GS (Playoffs): 8/0 (0/0) | Career GP/GS (Playoffs): 8/0 (0/0)
 Teams: Chicago 2014-15; Dallas 2015; Houston 2016

38

TRANSACTIONS:

Selected by the Dallas Cowboys with the 39th pick in the seventh round (254th overall) of the 2014 NFL Draft...Waived by the Cowboys on Aug. 30, 2014...Signed to the Chicago Bears practice squad on Sept. 1, 2014...Signed to the Bears active roster on Oct. 13, 2014...Waived by the Bears on Nov. 17, 2015...Signed to the Bears practice squad on Nov. 18, 2015...Released from the Bears practice squad on Nov. 23, 2015...Signed to the Cowboys practice squad on Dec. 2, 2015...Signed to the Cowboys active roster on Dec. 18, 2015...Waived by the Cowboys on June 10, 2016...Claimed off waivers by the Houston Texans on June 13, 2016.

CAREER:

- Originally drafted by the Dallas Cowboys in the seventh round of the 2014 NFL Draft
- Signed by the Chicago Bears off the Cowboys practice squad on Oct. 13, 2014
- Played in eight career games with the Bears and Cowboys, all in 2015
- Recorded 13 tackles, an interception, a sack and two passes defended as a reserve cornerback

2015 (Chicago 5/0; Dallas 3/0):

- Played in five games with Chicago, tallying one tackle and a pass deflection, before his release on Nov. 23
- Signed to Dallas' practice squad on Dec. 12 and activated on Dec. 18
- Made his NFL debut, playing for the Bears, in the season opener vs. Green Bay (9/13), then recorded his first career tackle and pass deflection vs. Arizona (9/20)
- Arrived to Dallas' practice squad Dec. 2, signed to the active roster Dec. 18 and made his Cowboys debut vs. the N.Y. Jets (12/19) and posted three tackles, his first career interception, his first career pressure and breakup
- Had four tackles and a breakup at Buffalo (12/27)
- Posted five tackles and his first career sack on which he forced his first career fumble in the season finale against Washington (1/3/16)

2014 (Dallas/Chicago 0/0):

- Selected by the Cowboys in the seventh round (254th overall) of the 2014 NFL Draft and was waived on Aug. 30
- Signed to the Bears practice squad in Week 1 and elevated to active roster in Week 7
- Inactive for nine contests (Weeks 7-15)
- Was active in Week 16 but did not play

COLLEGE:

- Played three seasons (2011-13) at the University of Oregon in Eugene, Ore. after redshirting the 2010 campaign
- Finished his collegiate career with 38 starts in 40 games played, recording 144 tackles, seven interceptions, four forced fumbles and 25 passes defended, which is tied for the 10th-highest total in school history
- As a senior, led the Ducks while ranking fifth in the Pac-12 Conference with a career-best five interceptions, including one touchdown

PERSONAL:

- Played for Head Coach John Heffernan at Luther Burbank High School in Sacramento, Calif.
- Earned Metro League Offensive MVP honors in 2009
- First-team All-City cornerback
- CalHiSports.com All-State Football first team at defensive back
- First-team All-Metro cornerback in 2008

2015 STATISTICS

REGULAR SEASON				TACKLES					SACKS		INTERCEPTIONS					FUMBLES				
Date	Opp	GP	GS	Tot	Solo	Asst	QBH	TFL	Sk	Yds	Int	Yds	Lg	TD	PD	FF	FR	Yds	TD	
WITH CHICAGO																				
9/13	GB	1	0	0	0	0	0	0	0.0	0.0	0	0	0	0	0	0	0	0	0	0
9/20	ARI	1	0	1	1	0	0	0	0.0	0.0	0	0	0	0	1	0	0	0	0	0
9/27	at SEA	1	0	0	0	0	0	0	0.0	0.0	0	0	0	0	0	0	0	0	0	0
10/4	OAK	1	0	0	0	0	0	0	0.0	0.0	0	0	0	0	0	0	0	0	0	0
10/11	at KC	1	0	0	0	0	0	0	0.0	0.0	0	0	0	0	0	0	0	0	0	0
10/18	at DET																			
11/1	MIN																			
11/9	at SD																			
11/15	at STL																			
11/22	DEN																			
Week 12																				
WITH DALLAS																				
12/7	at WAS																			
12/13	at GB																			
12/19	NYJ	1	0	3	1	2	0	0	0.0	0.0	1	-2	-2	0	1	0	0	0	0	0
12/27	at BUF	1	0	4	3	1	0	0	0.0	0.0	0	0	0	0	1	0	0	0	0	0
1/3/16	WAS	1	0	5	5	0	1	0	1.0	13.0	0	0	0	0	0	1	0	0	0	0
Totals		8	0	13	10	3	1	0	1.0	13.0	1	-2	0	0	3	1	0	0	0	0

CAREER STATISTICS


REGULAR SEASON				TACKLES					SACKS		INTERCEPTIONS					FUMBLES				
Year	Team	GP	GS	Tot	Solo	Asst	QBH	TFL	Sk	Yds	Int	Yds	Lg	TD	PD	FF	FR	Yds	TD	
2014	DAL/CHI	0	0	0	0	0	0	0	0.0	0.0	0	0	0	0	0	0	0	0	0	0
2015	CHI	5	0	1	1	0	0	0	0.0	0.0	0	0	0	0	1	0	0	0	0	0
2015	DAL	3	0	12	9	3	1	0	1.0	13.0	1	-2	0	0	2	1	0	0	0	0
Totals		8	0	13	10	3	1	0	1.0	13.0	1	-2	0	0	3	1	0	0	0	0

CAREER GAME HIGHS

Tackles: 5 vs. WAS, 1/3/16 | **PD:** 1, 3x – last: at BUF, 12/27/15 | **INT:** 1 vs. NYJ, 12/19/15
Sacks: 1.0 vs. WAS, 1/3/16 | **QBH:** 1 vs. WAS, 1/3/16 | **FF:** 1 vs. WAS, 1/3/16

- 2008 Sacramento Bee All-Metro honorable mention
- Had 2,360 all-purpose yards on 106 rushing attempts and 48 catches in his senior season
- Scored 24 touchdowns while on offense
- On defense, had six interceptions, a forced fumble and one blocked field goal
- As a junior in 2008, had 38 tackles, two interceptions for touchdowns, a forced fumble and 10 pass breakups
- Also played basketball where he was first-team All-Metro League as a sophomore and junior
- Rated a three-star recruit and No. 31 cornerback in the nation by Scout.com
- A three-star prospect and No. 33 cornerback in the country according to Rivals.com
- A three-star and No. 51 corner by ESPN.com

TEXANS BIOS



COREY MOORE

SAFETY | 6-2 | 206 | GEORGIA

Hometown: Griffin, Ga. | 1st NFL Season | 1st with Texans | Age: 23
 Acquired: CFA-'15 | 2015 GP/GS (Playoffs): 1/0 (1/0) | Career GP/GS (Playoffs): 1/0 (1/0)
 Teams: Houston 2015-16

43

TRANSACTIONS:

Signed by the Houston Texans as a college free agent on May 11, 2015...Waived by the Texans on Sept. 5, 2015...Signed to the Texans practice squad on Sept. 8, 2015...Signed to the Texans active roster on Dec. 29, 2015.

2015 (Houston 1/0, 1/0):

- Signed to the Texans active roster on Dec. 29 after spending all season on the practice squad
- Made his NFL debut vs. Jacksonville (1/3/16) and had one special teams tackle

COLLEGE:

- Played four seasons (2011-14) at the University of Georgia in Athens, Ga.
- Saw action in 12 games and made six starts in 2014, compiling 26 total tackles (20 solo)
- Recorded two career interceptions
- Appeared in 12 games (seven starts) in 2013, finishing with 35 tackles
- Recipient of the Erskine "Erk" Russell Football Scholarship (2011-13)
- Appeared in 14 games making one start (on offense) in 2012, and had 14 tackles, including one for a loss
- Appeared in 12 games in 2011

PERSONAL:

- Attended Griffin (Ga.) High School and was coached by Steve Devoursney
- Majored in communication studies at Georgia
- 2010 Army All-America Team
- 2010 PrepStar Top 150 Dream Team
- SuperPrep All-America and All-Dixie teams
- ESPN.com four-star prospect, #15 DB nationally
- 2010 Atlanta Journal Constitution Top 50
- 2010 Georgia Athletic Coaches Association North-South All-Star Team
- 2010 Griffin Daily News All-Area ATH
- Backup quarterback as a senior
- Also lettered in basketball and track
- Born Jan. 28, 1993

2015 STATISTICS

REGULAR SEASON				TACKLES					SACKS		INTERCEPTIONS					FUMBLES				
Date	Opp	GP	GS	Tot	Solo	Asst	QBH	TFL	Sk	Yds	Int	Yds	Lg	TD	PD	FF	FR	Yds	TD	
9/13	KC																			
9/20	at CAR																			
9/27	TB																			
10/4	at ATL																			
10/8	IND																			
10/18	at JAX																			
10/25	at MIA																			
11/1	TEN																			
11/16	at CIN																			
11/22	NYJ																			
11/29	NO																			
12/6	at BUF																			
12/13	NE																			
12/20	at IND																			
12/27	at TEN																			
1/3/16	JAX	1	0	0	0	0	0	0	0.0	0.0	0	0	0	0	0	0	0	0	0	0
Totals		1	0	0	0	0	0	0	0.0	0.0	0	0	0	0	0	0	0	0	0	0
POSTSEASON																				
Date	Opp	GP	GS	Tot	Solo	Asst	QBH	TFL	Sk	Yds	Int	Yds	Lg	TD	PD	FF	FR	Yds	TD	
1/9/16	KC (WC)	1	0	0	0	0	0	0	0.0	0.0	0	0	0	0	0	0	0	0	0	0
Totals		1	0	0	0	0	0	0	0.0	0.0	0	0	0	0	0	0	0	0	0	0
ADDITIONAL STATISTICS																				
Special Teams Tackles: 1																				



KEITH MUMPHERY

WIDE RECEIVER | 6-0 | 215 | MICHIGAN STATE

Hometown: Vienna, Ga. | 2nd NFL Season | 2nd with Texans | Age: 24
 Acquired: D5-'15 | 2015 GP/GS (Playoffs): 16/3 (1/0) | Career GP/GS (Playoffs): 16/3 (1/0)
 Teams: Houston 2015-16

12

TRANSACTIONS:

Selected by the Houston Texans with the 39th pick in the fifth round (175th overall) of 2015 NFL Draft.

2015 (Houston 16/3, 1/0):

- Caught two passes for 23 yards (11.5 avg) and a long of 17 vs. Kansas City (9/13)
- Also made one special teams tackle (9/13)
- Recorded his first career reception for six yards in the first quarter vs. Kansas City (9/13)
- Returned four punts for 14 yards (9/13)
- Returned six punts for a single-game career-high 58 yards (9.7 avg.) at Carolina (9/20). Totaled the most punt return yards for the Texans since WR Keshawn Martin posted 70 vs. Denver on Dec. 22, 2013
- Returned three kickoffs for 70 yards (23.3 avg.) at Atlanta (10/4), the highest totals by any Texans player in 2015
- Compiled career highs of four receptions for 56 yards at Atlanta (10/4)
- Caught a career-long 26-yard pass in the third quarter at Atlanta (10/4)
- Made his first career start vs. Indianapolis (10/8)
- Recorded a 41-yard kickoff return in the first quarter at Miami (10/25), a personal career-long and season-long for the Texans. It marked the team's longest kickoff return since another 41-yard kickoff return in Week 4 of the 2014 season
- Totaled a single-game career-high 88 kickoff return yards and added 21 punt return yards for a total of 109 combined return yards at Miami (10/25), which is the most by a Texans player since WR Keshawn Martin tallied 187 combined return yards vs. Oakland on Nov. 17, 2013
- Totaled 10 punt return yards and 64 kickoff return yards at Cincinnati (11/16)
- Passed RB Vernand Morency (437) for the third-most combined (punt and kickoff) return yards by a rookie in franchise history
- Finished the game vs. N.Y. Jets (11/22) with five punt returns for 24 yards
- Tallied 83 combined return yards (52 kickoff, 31 punt) vs. New Orleans (11/29) and surpassed 500 for the season
- Returned four punts for 37 yards (9.3 avg.) at Tennessee (12/27)
- Logged a season-long 20-yard punt return in the second quarter at Tennessee (12/27)

COLLEGE:

- Played four seasons (2011-14) at Michigan State University in East Lansing, Mich. after redshirting the 2010 campaign
- Three-year starter at flanker and four-year letterwinner who recorded 88 catches for 1,348 yards (15.3 avg.) and seven touchdowns in 54 career games, including 26 starts
- Also had 14 carries for 125 yards (8.9 avg.) and one touchdown in his career
- Started in 11 of 13 games for the Spartans as a senior in 2014 and ranked second on the team in receiving yards (495) and tied for fourth in receptions (26) and scored four touchdowns (three receiving, one rushing)
- Won the Clarence Underwood Sportsmanship Award in 2014
- Had 18 catches for 299 yards (16.6 avg.) and three touchdowns in 2013
- Academic All-Big Ten honoree in 2012 and 2013
- Recipient of MSU's Football Player Association's Community Service & Outreach Award in 2013 and 2014
- Led the team in receptions (42) and ranked second in receiving yards (515) in 2012
- Saw action in all 13 games, including 12 starting assignments at flanker in 2012
- Tied for team lead with seven catches of 20-plus yards and 28 first-down catches in 2012
- Honored with the Harold & Raynor Shnyder Office of the Provost Award at the Spartan Academic Excellence Gala in 2011

2015 OFFENSIVE STATISTICS

REGULAR SEASON				RECEIVING					RUSHING				
Date	Opp	GP	GS	Rec	Yds	Avg	Lg	TD	Att	Yds	Avg	Lg	TD
9/13	KC	1	0	2	23	23.0	17	0	0	0	0.0	0	0
9/20	at CAR	1	0	0	0	0.0	0	0	0	0	0.0	0	0
9/27	TB	1	0	0	0	0.0	0	0	0	0	0.0	0	0
10/4	at ATL	1	0	4	56	56.0	26	0	0	0	0.0	0	0
10/8	IND	1	1	4	23	23.0	8	0	0	0	0.0	0	0
10/18	at JAX	1	1	2	8	8.0	5	0	0	0	0.0	0	0
10/25	at MIA	1	0	1	16	16.0	16	0	0	0	0.0	0	0
11/1	TEN	1	1	1	3	3.0	3	0	0	0	0.0	0	0
11/16	at CIN	1	0	0	0	0.0	0	0	0	0	0.0	0	0
11/22	NYJ	1	0	0	0	0.0	0	0	0	0	0.0	0	0
11/29	NO	1	0	0	0	0.0	0	0	0	0	0.0	0	0
12/6	at BUF	1	0	0	0	0.0	0	0	0	0	0.0	0	0
12/13	NE	1	0	0	0	0.0	0	0	0	0	0.0	0	0
12/20	at IND	1	0	0	0	0.0	0	0	0	0	0.0	0	0
12/27	at TEN	1	0	0	0	0.0	0	0	0	0	0.0	0	0
1/3/16	JAX	1	0	0	0	0.0	0	0	0	0	0.0	0	0
Totals		16	3	14	129	21.5	26	0	0	0	0.0	0	0

POSTSEASON				RECEIVING					RUSHING				
Date	Opp	GP	GS	Rec	Yds	Avg	Lg	TD	Att	Yds	Avg	Lg	TD
1/9/16	KC (WC)	1	0	0	0	0.0	0	0	0	0	0.0	0	0
Totals		1	0	0	0	0.0	0	0	0	0	0.0	0	0

2015 RETURN STATISTICS

REGULAR SEASON				KICKOFFS					PUNTS				
Date	Opp	GP	KR	Yds	Avg	Lg	TD	PR	Yds	Avg	Lg	TD	FC
9/13	KC	1	0	0	0.0	0	0	4	14	3.5	8	0	0
9/20	at CAR	1	0	0	0.0	0	0	6	58	9.7	15	0	0
9/27	TB	1	0	0	0.0	0	0	0	0	0.0	0	0	0
10/4	at ATL	1	3	70	23.3	25	0	0	0	0.0	0	0	0
10/8	IND	1	0	0	0.0	0	0	2	11	5.5	11	0	1
10/18	at JAX	1	1	14	14.0	14	0	2	25	12.5	14	0	1
10/25	at MIA	1	3	88	29.3	41	0	2	21	10.5	14	0	0
11/1	TEN	1	1	29	29.0	29	0	3	28	9.3	10	0	3
11/16	at CIN	1	3	64	21.3	26	0	1	10	10.0	10	0	2
11/22	NYJ	1	0	0	0.0	0	0	5	24	4.8	11	0	1
11/29	NO	1	2	52	26.0	27	0	4	31	7.8	12	0	0
12/6	at BUF	1	1	21	21.0	21	0	0	0	0.0	0	0	3
12/13	NE	1	0	0	0.0	0	0	0	0	0.0	0	0	0
12/20	at IND	1	0	0	0.0	0	0	3	21	7.0	15	0	1
12/27	at TEN	1	0	0	0.0	0	0	4	37	9.3	20	0	2
1/3/16	JAX	1	0	0	0.0	0	0	0	0	0.0	0	0	0
Totals		16	14	338	24.1	41	0	36	280	7.8	20	0	14

POSTSEASON				KICKOFFS					PUNTS				
Date	Opp	GP	KR	Yds	Avg	Lg	TD	PR	Yds	Avg	Lg	TD	FC
1/9/16	KC (WC)	1	0	0	0.0	0	0	0	0	0.0	0	0	3
Totals		1	0	0	0.0	0	0	0	0	0.0	0	0	3

- Saw action in all 14 games, primarily on special teams, to earn his first letter in 2011
- Redshirted the 2010 season, but presented the 2010 Jim Adams Award and selected Scout Team Offensive Player of the Year

PERSONAL:

- Two-year starter for Coach Darryl Silas at Dooly County High School in Vienna, Ga.
- Named to SuperPrep's All-Dixie and PrepStar's All-Southeast Teams
- Had 37 receptions for 611 yards (16.5 avg.) and 16 touchdowns as a senior
- Caught nine passes for 123 yards and two scores vs. Northeast Macon in 2009
- Earned first-team all-state honors from The Atlanta Journal-Constitution as a junior
- 2008 honorable mention all-state pick by The Associated Press and Georgia Sports Writers Association

KEITH MUMPHERY

- Selected first-team All-Middle Georgia as a junior when he had 49 catches for 970 yards (19.8 avg.) and 14 touchdowns in 2008
- Recorded 78 tackles and two interceptions, returning one for a touchdown as a junior

CAREER OFFENSIVE STATISTICS

REGULAR SEASON				RECEIVING					RUSHING				
Year	Team	GP	GS	Rec	Yds	Avg	Lg	TD	Att	Yds	Avg	Lg	TD
2015	HOU	16	3	14	129	21.5	26	0	0	0	0.0	0	0
Totals		16	3	14	129	21.5	26	0	0	0	0.0	0	0

POSTSEASON				RECEIVING					RUSHING				
Year	Team	GP	GS	Rec	Yds	Avg	Lg	TD	Att	Yds	Avg	Lg	TD
2015	HOU	1	0	0	0	0.0	0	0	0	0	0.0	0	0
Totals		1	0	0	0	0.0	0	0	0	0	0.0	0	0

CAREER GAME HIGHS

Receptions: 4, 2x – last: vs. IND, 10/8/15 | Receiving Yards: 56 at ATL, 10/4/15 | Receiving Long: 26 at ATL, 10/4/15

CAREER RETURN STATISTICS

REGULAR SEASON				KICKOFFS					PUNTS				
Year	Team	GP	KR	Yds	Avg	Lg	TD	PR	Yds	Avg	Lg	TD	FC
2015	HOU	16	14	338	24.1	41	0	36	280	7.8	20	0	14
Totals		16	14	338	24.1	41	0	36	280	7.8	20	0	14

POSTSEASON				KICKOFFS					PUNTS				
Year	Team	GP	KR	Yds	Avg	Lg	TD	PR	Yds	Avg	Lg	TD	FC
2015	HOU	1	0	0	0.0	0	0	0	0	0.0	0	0	3
Totals		1	0	0	0.0	0	0	0	0	0.0	0	0	3

ADDITIONAL STATISTICS

Special Teams Tackles: 4 | Fumble Recoveries: 3 (Weeks 1, 11 and 12) | Misc. Tackles: 1

CAREER GAME HIGHS

Kick Returns: 3, 3x – last: at CIN, 11/16/15 | Kick Return Yards: 88 at MIA, 10/25/15 | Kick Return Long: 41 at MIA, 10/25/15
 Punt Returns: 6 at CAR, 9/20/15 | Punt Return Yards: 58 at CAR, 9/20/15 | Punt Return Long: 20 at TEN, 12/27/15

TEXANS BIOS



ROBERT NELSON

CORNERBACK | 5-10 | 180 | ARIZONA STATE

Hometown: Suwanee, Ga. | 2nd NFL Season | 1st with Texans | Age: 26
 Acquired: FA-'15 | 2015 GP/GS (Playoffs): 0/0 (0/0) | Career GP/GS (Playoffs): 7/0 (0/0)
 Teams: Cleveland 2014; Arizona 2015; Houston 2015-16

32

TRANSACTIONS:

Signed by the Cleveland Browns as a college free agent on May 19, 2014...Waived by the Browns on Sept. 5, 2015...Signed to the Arizona Cardinals practice squad on Sept. 8, 2015...Signed to the Cardinals active roster on Nov. 11, 2015...Waived by the Cardinals on Dec. 1, 2015...Signed to the Houston Texans practice squad on Dec. 30, 2015...Signed by the Texans on Jan. 11, 2016.

2014 (Cleveland 7/0):

- Appeared in seven games for the Browns while playing mostly on special teams

COLLEGE:

- Played two seasons (2012-13) at Arizona State University in Tempe, Ariz. after redshirting the 2011 campaign and playing two seasons (2009-10) at the University of Louisiana at Monroe (La.)
- Registered 73 tackles, nine interceptions and two fumble recoveries in 27 games (14 starts) with the Sun Devils
- Led the team in 2013 with six interceptions, including one interception-return touchdown
- Started all 14 games, finishing with 57 tackles (44 solo) and 18 passes defended
- Named Pac-12 Player of the Week for his performance against Oregon State (Nov. 16), which included two interceptions, one interception-return touchdown and a blocked field goal
- Played in 13 games as a junior (one start)
- Totaled 16 tackles (13 solo), six passes defended and three interceptions
- Redshirted in 2011 after transferring from University of Louisiana-Monroe
- Totaled 55 tackles, 4.5 tackles for loss, two interceptions, one interception-return touchdown and a sack as a sophomore at UL-Monroe
- Played in five games as a true freshman, finishing with six tackles (five solo)
- Majored in criminal justice/sociology at Arizona State

PERSONAL:

- Attended North Gwinnett High School in Suwanee, Ga., where he earned all-region accolades in three sports
- Earned first-team all-region in football, leading his team to a 13-2 record and a berth in the state championship game
- Totaled 26 tackles and a team-high 15 passes defended
- Returned two of three interceptions for touchdowns and returned two kicks for scores
- Also lettered in baseball, basketball, track and wrestling
- Given name is Robert Nelson Jr.
- Born in Lakeland, Fla.
- Got the nickname "Chevis" at a young age from his aunt
- Nelson's cousin, Ricky Barnum, was an offensive lineman and three-year letterman at the University of Michigan
- Previously worked at a car wash and as a cook at a barbeque restaurant
- Became the legal guardian of his nephew, Shakiah Taylor, and moved him to Arizona during his junior year at ASU

2015 STATISTICS

REGULAR SEASON				TACKLES					SACKS		INTERCEPTIONS					FUMBLES				
Date	Opp	GP	GS	Tot	Solo	Asst	QBH	TFL	Sk	Yds	Int	Yds	Lg	TD	PD	FF	FR	Yds	TD	
WITH ARIZONA																				
9/13	NO																			
9/20	at CHI																			
9/27	SF																			
10/4	STL																			
10/11	at DET																			
10/18	at PIT																			
10/26	BAL																			
11/1	at CLE																			
11/15	at SEA																			
11/22	CIN																			
11/29	at SF																			
Week 13																				
Week 14																				
Week 15																				
Week 16																				
WITH HOUSTON																				
1/3/16	JAX																			
Totals		0	0	0	0	0	0	0	0.0	0.0	0	0	0	0	0	0	0	0	0	0
POSTSEASON																				
Date	Opp	GP	GS	Tot	Solo	Asst	QBH	TFL	Sk	Yds	Int	Yds	Lg	TD	PD	FF	FR	Yds	TD	
1/9/16	KC (WC)																			
Totals		0	0	0	0	0	0	0	0.0	0.0	0	0	0	0	0	0	0	0	0	0

CAREER STATISTICS

REGULAR SEASON				TACKLES					SACKS		INTERCEPTIONS					FUMBLES			
Year	Team	GP	GS	Tot	Solo	Asst	QBH	TFL	Sk	Yds	Int	Yds	Lg	TD	PD	FF	FR	Yds	TD
2014	CLE	7	0	0	0	0	0	0	0.0	0.0	0	0	0	0	0	0	0	0	0
2015	ARI/HOU	0	0	0	0	0	0	0	0.0	0.0	0	0	0	0	0	0	0	0	0
Totals		7	0	0	0	0	0	0	0.0	0.0	0	0	0	0	0	0	0	0	0



DEREK NEWTON

TACKLE | 6-6 | 313 | ARKANSAS STATE

Hometown: Utica, Miss. | 6th NFL Season | 6th with Texans | Age: 28
 Acquired: D7a-'11 | 2015 GP/GS (Playoffs): 16/16 (1/1) | Career GP/GS (Playoffs): 76/62 (5/3)
 Teams: Houston 2011-16

72

TRANSACTIONS:

Selected by the Houston Texans with the 11th pick in the seventh round (214th overall) of the 2011 NFL Draft...Re-signed with Texans on March 9, 2015.

HONORS:

- Madden Most Valuable Protectors Award (Week 4, 2012; Week 13, 2012)
- Has blocked for three 1,000-yard performances

CAREER:

- Has played left tackle, right tackle, left guard, and right guard in his career
- Has appeared in four playoff games at right tackle (two starts)
- Took over as the full-time starter at right tackle in 2012

2015 (Houston 16/16, 1/1):

- Started at right tackle vs. Kansas City (9/13)
- Started at left guard at Carolina (9/20)
- Started at right tackle in Weeks 3-5 and Weeks 10-17
- Started at right guard in Weeks 6-7
- Played right and left tackle in Week 8
- Recovered a fumble in Week 14 vs. New England (12/13) and Week 15 at Indianapolis (12/20)
- Started at right tackle in Wild Card Game vs. Kansas City (1/9/16)

2014 (Houston 16/16):

- Started all 16 games at right tackle for the second time in his career
- Started at right tackle and moved inside to right guard vs. Baltimore (12/21) in Week 16 after Brandon Brooks left with an injury

2013 (Houston 16/16):

- Spent the offseason rehabilitating from patellar tendon surgery
- Started all 16 games at right tackle for the first time in his career
- Blocked for an offense that produced 449 yards at San Diego (9/9)
- Helped pave the way for 172 yards on the ground vs. Tennessee (9/15)
- Blocked for an offense that produced 476 yards vs. Seattle (9/29)
- Blocked for an offense that produced a season-high 483 yards vs. Indianapolis (11/3)
- Helped pave the way for a ground game that produced a franchise-record four rushing touchdowns vs. New England (12/1)

2012 (Houston 14/14, 2/2):

- Made the first start of his NFL career at right tackle in the season opener vs. Miami (9/9)
- Part of an offensive line that cleared the way for the Texans to rush for 216 yards and three touchdowns while not allowing QB Matt Schaub to be sacked at Jacksonville (9/17)
- Helped provide protection for QB Matt Schaub, enabling him to tie a career-high with four touchdown passes at Denver (9/23)
- Helped RB Arian Foster rush for 152 yards and a touchdown at N.Y. Jets (10/8)
- Part of an offense that set a franchise record by scoring 43 points vs. Baltimore (10/21)
- Helped RB Arian Foster go over 100 yards for the fourth time in 2012 as he gained 111 yards on 24 carries and scored a touchdown vs. Buffalo (11/4)
- Part of an offense that set a franchise record with 653 yards of offense and tied the franchise scoring record with 43 points vs. Jacksonville (11/18) and put up another 501 yards at Detroit (11/22)
- Inactive at Tennessee (12/2) and at New England (12/10)
- Paved the way for RB Arian Foster to rush for 140 yards while not allowing QB Matt Schaub to be sacked in the AFC Wild Card Playoff vs. Cincinnati (1/5/13)
- Paved the way for RB Arian Foster to rush for 90 yards in the AFC Divisional Playoff at New England (1/13/13)

2011 (Houston 14/0, 2/0):

- Played in 14 games, primarily on special teams, after being inactive for the first two games of the regular season
- Made his professional debut blocking for a K Neil Rackers field goal attempt in the first quarter at New Orleans (9/25)
- Made his postseason debut and saw action on special teams in AFC Wild Card Playoff vs. Cincinnati (1/7/12)

COLLEGE:

- Played two seasons (2009-10) at Arkansas State University in Jonesboro, Ark. after

CAREER STATISTICS

REGULAR SEASON GAMES PLAYED/STARTED (PLAYOFFS):

2011 Houston: 14/0 (2/0)
 2012 Houston: 14/14 (2/2)
 2013 Houston: 16/16 (0/0)
 2014 Houston: 16/16 (0/0)
 2015 Houston: 16/16 (1/1)
TOTAL: 76/62 (5/3)

ADDITIONAL STATISTICS

Misc Tackles (5): 2012 - 1, 2013 - 1, 2015 - 3 | Fumble Recoveries (2): 2015 - 2

- redshirting the 2008 campaign
- Transferred to ASU from Hinds Community College in Raymond, Miss., where he played the 2006 and 2007 seasons
- Earned first-team All-Sun Belt accolades after starting all 12 games at right tackle in 2010
- Garnered second-team All-SBC honors in 2009 and received the Gary Withrow Award, given to the Red Wolves' most outstanding offensive lineman
- Was the only lineman on the team to start every game in 2009 and helped lead the Red Wolves to 21 rushing touchdowns
- Paved the way for three different ASU players rushing for over 100 yards in at least one game
- Was part of ASU's line that helped the offense gain its most yards of total offense (484) against an FBS opponent since the 2007 season
- Redshirted in 2008
- First Team All-State selection at Hinds Community College
- Played in the Mississippi Junior College All-Star Game

PERSONAL:

- Helped lead Hinds Agricultural High School to a 10-0 regular-season record as a senior, earning All-Metro and All-District honors
- Named Most Improved Player as a senior

TEXANS BIOS



NICK NOVAK

KICKER | 6-0 | 198 | MARYLAND

Hometown: Charlottesville, Va. | 9th NFL Season | 2nd with Texans | Age: 34
 Acquired: FA-'15 | 2015 GP/GS (Playoffs): 13/0 (1/0) | Career GP/GS (Playoffs): 95/0 (3/0)
 Teams: WAS 2005; ARZ 2005; WAS 2006; KC 2008; SD 2011-14; HOU 2015-16

8

TRANSACTIONS:

Signed by the Chicago Bears on April 29, 2005... Waived by the Bears on Aug. 29, 2005... Claimed by the Dallas Cowboys on Aug. 30, 2005... Waived by the Cowboys on Sept. 3, 2005... Signed by the Washington Redskins on Sept. 13, 2005... Waived by the Redskins on Nov. 5, 2005... Signed by the Arizona Cardinals on Dec. 3, 2005... Re-signed with the Cardinals on April 6, 2006... Waived by the Cardinals on Aug. 28, 2006... Signed by the Redskins on Oct. 10, 2006... Waived by the Redskins on Dec. 4, 2006... Re-signed with the Bears on Feb. 16, 2007... Waived by the Bears on Aug. 27, 2007... Signed by the Kansas City Chiefs on March 4, 2008... Waived by the Chiefs on Oct. 21, 2008... Signed by the San Diego Chargers on April 27, 2010... Waived by the Chargers on Sept. 4, 2010... Signed by N.Y. Jets on Feb. 9, 2011... Waived by the Jets on Aug. 30, 2011... Signed by the Chargers on Sept. 13, 2011... Released by the Chargers on Aug. 31, 2012... Re-signed with the Chargers on Sept. 29, 2012... Signed contract extension with the Chargers on March 12, 2013... Released by the Chargers on Sept. 5, 2015... Signed by the Houston Texans on Sept. 29, 2015... Re-signed with the Texans on March 10, 2016.

CAREER:

- Played for the Dallas Cowboys, Washington Redskins, Arizona Cardinals, San Diego Chargers, Kansas City Chiefs, and N.Y. Jets of the NFL, as well as the Cologne Centurions and Florida Tuskers, before joining the Texans
- Signed by the Chicago Bears and allocated to NFL Europa where he was the placekicker for the Cologne Centurions in NFL Europa's final season in 2007
- Set the UFL record for the longest field goal with a 54-yarder in his United Football League debut against the Las Vegas Locomotives in 2010
- Kicked two successful 50-plus-yard field goals in a game for the first time in his career vs. Jacksonville (1/3/16)

2015 (Houston 13/0, 1/0):

- Signed by the Houston Texans on Sept. 29
- Made his season debut at Atlanta (10/4), missing one 53 yard field goal attempt and making all three extra point attempts
- Scored eight points in the game vs. Indianapolis (10/8)
- Made a 36-yard field goal in the first quarter, his first with the Texans, vs. Indianapolis (10/8)
- Connected on a 49-yard field goal attempt in the fourth quarter vs. Indianapolis (10/8)
- Scored seven points after making one field goal and four extra point attempts at Jacksonville (10/18)
- Made a 41-yard field goal in the second quarter to give the Texans a 10-7 lead at Jacksonville (10/18)
- Scored eight points on two made field goals and two made extra points vs. Tennessee (11/1)
- Made a 38-yard field goal in the second quarter to increase the Texans' lead to 10-3 vs. Tennessee (11/1)
- Kicked a 24-yard field goal through the uprights in the fourth quarter to extend the team's lead to 20-6 vs. Tennessee (11/1)
- Made a 22-yard field goal in the second quarter (11/16) to tie the game at three
- Finished with four points for the game at Cincinnati (11/16)
- Made a 20-yard field goal in the second quarter to give the Texans a 3-0 lead

2015 STATISTICS

REGULAR SEASON		FIELD GOALS						PAT				KICKOFFS					
Date	Opp	GP	FG	FGA	Pct	Lg	Blk	PAT	PATA	Pct	Blk	Pts	KO	TB	Pct		
Week 1			NOT ON ROSTER														
Week 2			NOT ON ROSTER														
Week 3			NOT ON ROSTER														
10/4	at ATL	1	0	1	0.0	0	0	3	3	100.0	0	3	4	2	50.0		
10/8	IND	1	2	2	100.0	49	0	2	2	100.0	0	8	4	2	50.0		
10/18	at JAX	1	1	1	100.0	41	0	4	4	100.0	0	7	6	3	50.0		
10/25	at MIA	1	0	0	0.0	0	0	2	3	66.7	0	2	4	2	50.0		
11/1	TEN	1	2	2	100.0	38	0	2	2	100.0	0	8	5	1	20.0		
11/16	at CIN	1	1	1	100.0	22	0	1	1	100.0	0	4	3	0	0.0		
11/22	NYJ	1	1	1	100.0	20	0	3	3	100.0	0	6	5	1	20.0		
11/29	NO	1	1	1	100.0	34	0	3	3	100.0	0	6	5	3	60.0		
12/6	at BUF	1	0	0	0.0	0	0	1	2	50.0	0	1	4	0	0.0		
12/13	NE	1	2	2	100.0	45	0	0	0	0.0	0	6	3	0	0.0		
12/20	at IND	1	3	4	75.0	46	0	1	1	100.0	0	10	4	1	25.0		
12/27	at TEN	1	2	2	100.0	36	0	4	4	100.0	0	10	7	6	85.7		
1/3/16	JAX	1	3	4	75.0	51	0	3	3	100.0	0	12	7	2	28.6		
Totals		13	18	21	85.7	51	0	29	31	93.5	0	83	61	23	37.7		
POSTSEASON		Date	Opp	GP	FG	FGA	Pct	Lg	Blk	PAT	PATA	Pct	Blk	Pts	KO	TB	Pct
		1/9/16	KC (WC)	1	0	0	0.0	0	0	0	0	0.0	0	0	1	0	0.0
Totals		1	0	0	0.0	0	0	0	0	0	0	0	0	0	1	0	0.0

CAREER STATISTICS

REGULAR SEASON		FIELD GOALS						PAT				KICKOFFS					
Date	Team	GP	FG	FGA	Pct	Lg	Blk	PAT	PATA	Pct	Blk	Pts	KO	TB	Pct		
2005	WAS	5	5	7	71.4	40	2	15	15	100.0	0	30	24	0	0.0		
2005	ARI	5	3	3	100.0	35	0	0	0	0.0	0	9	24	1	4.2		
2006	WAS	6	5	10	50.0	47	0	10	10	100.0	0	25	20	0	0.0		
2008	KC	6	6	10	60.0	43	0	7	7	100.0	0	25	20	0	0.0		
2011	SD	15	27	34	79.4	53	0	41	42	97.6	1	122	84	30	35.7		
2012	SD	13	18	20	90.0	51	0	33	33	100.0	0	87	60	22	36.7		
2013	SD	16	34	37	91.9	50	2	42	42	100.0	0	144	92	18	19.6		
2014	SD	16	22	26	84.6	52	1	40	40	100.0	0	106	78	10	12.8		
2015	HOU	13	18	21	85.7	51	0	29	31	93.5	0	83	61	23	37.7		
Totals		95	138	168	82.1	53	5	217	220	98.6	1	631	463	104	22.5		
POSTSEASON		Date	Team	GP	FG	FGA	Pct	Lg	Blk	PAT	PATA	Pct	Blk	Pts	KO	TB	Pct
		2013	SD	2	3	4	75.0	30	0	5	5	100.0	0	14	10	0	0.0
		2015	HOU	1	0	0	0.0	0	0	0	0	0.0	0	0	1	0	0.0
Totals		3	3	4	75.0	30	0	5	5	100.0	0	14	11	0	0.0		

ADDITIONAL STATISTICS

Special Teams Tackles (10): 2005 - 2; 2006 - 1; 2012 - 1; 2013 - 5; 2015 - 1

CAREER GAME HIGHS

FGs: 5 at DEN, 10/9/11 | FG Attempts: 5, 3x - last: at KC, 10/31/11 | FG Long: 53 vs. DEN, 11/27/11
 PATs: 7 vs. SF, 10/23/05 | PAT Attempts: 7 vs. SF, 10/23/05 | Points: 17 at DEN, 10/9/11

- Added three extra points for a total of six points in the game vs. N.Y. Jets (11/22)
- Made a 34-yard field goal in the third quarter to give the Texans a 24-6 lead (11/29)
- Totaled six points on one made field goal and three extra points vs. New Orleans (11/29)
- Scored six points on two made field goals vs. New England (12/13)
- Increased his streak of consecutive field goals made to 10, dating back to Week 5 against Indianapolis (10/8)
- Made a 37-yard field goal in the first quarter, cutting the Patriots lead to 7-3 (12/13)
- Made a 45-yard field goal in the second quarter, cutting the Patriots lead to 10-6 (12/13)
- Made three field goals and one extra point for 10 points at Indianapolis (12/20), as he topped 600 career points
- Kicked a 22-yard field goal in the second quarter at Indianapolis (12/20) for the team's first

NICK NOVAK

points of the day

- Made a 46-yard field goal in the third quarter, cutting the Colts' lead to 10-6 at Indianapolis (12/20)
- Made a 32-yard field goal in the fourth quarter, increasing the Texans' lead to 16-10 at Indianapolis (12/20)
- Had 10 points scored after making four extra points and two field goals from 22 and 36 yards out at Tennessee (12/27)
- Scored 12 points on three made field goals and three extra points vs. Jacksonville (1/3/16)
- Finished the season with three straight games with 10-or-more points
- Kicked two successful 50-plus-yard field goals in a game for the first time in his career vs. Jacksonville (1/3/16)
- Made a 29-yard field goal in the first quarter to give the Texans a 3-0 lead vs. Jacksonville (1/3/16)
- Made a season-long 51-yard field goal in the second quarter to give the team a 20-3 lead vs. Jacksonville (1/3/16)
- Made another 51-yard field goal in the fourth quarter to give the Texans a 23-6 lead vs. Jacksonville (1/3/16)

2014 (San Diego 16/0):

- Hit 3-of-3 field goals in 30-21 win over defending Super Bowl champion Seattle Sept. 14, including makes of 50 and 43 yards (9/14)
- Third field goal from 28 yards with 16 seconds left in game was 21st-consecutive (dating to 2013), tying John Carney for third-longest streak in team history
- Named AFC Special Teams Player of Week after going 4-for-4 on field goals vs. Jacksonville (9/28) to reach 100 attempts needed to qualify for team's all-time field goal percentage list
- Improved to 89-of-101 for Chargers career and 88.1 pct conversion rate became highest in team history (Nate Kaeding, 87.0 pct.)
- Also versus Jaguars, scored 15 points to raise career total with Chargers to 393 to overtake Dennis ParTEE for seventh on the team's career scoring list
- Tied franchise record with 29th consecutive made field goal in fourth quarter at Oakland (10/12)
- Hit two field goals (24 and 48 yards) vs. Kansas City (10/19), 30th and 31st consecutive made field goals to set new team record, breaking previous mark of 29 set by John Carney (1992-93)
- 48-yarder tied game at 20-20 with 1:57 left in fourth quarter
- Nov. 16 vs. Oakland, had franchise-record streak of 32 consecutive made field goals came to end when he missed 48-yard field goal wide left vs. Oakland (11/16)
- Was first miss since Nov. 10, 2013
- Bounced back to hit season-long 52 yarder, one yard shy of career long, for final points in 13-6 win over Oakland (11/16)
- Matched season-long with 52-yard field goal at Baltimore (11/30)
- Took over punting duties after P Mike Scifres injured shoulder during second quarter blocked punt on NBC's Sunday Night Football vs. New England (12/7)
- Punted six times for 240 yards (40.0 avg.) with long of 51 and one inside 20
- 30-yard field goal in second quarter vs. Denver (12/14) was 100th make as a Charger
- Made 40-yard game-winning field goal in overtime in 38-35 win at San Francisco (12/20)

2013 (San Diego 16/0):

- All-AFC West by ESPN
- Went 11-for-11 from beyond 40 yards during regular season
- Hit 17 straight to close out year
- 144 total points and 34 field goals both third in league
- Hit 46-yard game-winner with seven seconds remaining to cap off 4-of-4 day in 33-30 win at Philadelphia Sept. 15
- Also hit from 49 and 44 vs. Eagles
- Three field goals for deciding points in 30-21 win vs. Dallas (9/29)
- Raised career field goals total to 53, breaking tie with George Blair (50) for fifth on team's all-time list
- AFC Special Teams Player of Week after 19-9 win over Indianapolis Oct. 14 on ESPN's MNF
- Scored 13 of team's 19 points and hit four field goals, including 50-yarder with 1:55 left in game to seal victory
- Two field goals and two extra points vs. Denver (11/10) to raise his career point total to 283, good for ninth on team's career scoring list, passing Paul Lowe (276) and Charlie Joiner (282)
- 76th-consecutive extra point on vs. Cincinnati (12/1), tying John Carney's (1991-93) mark for third-longest streak in team history
- Hit 69th, 70th and 71st field goals of Chargers career vs. N.Y. Giants (12/8) and tied Dennis ParTEE for fourth on team's career field goals list
- Broke tie with ParTEE with two field goals in 27-20 win at Denver (12/12)
- Named AFC Special Teams Player of Week after hitting 4-of-4 field goals, including 48-yarder in late third quarter vs. Oakland (12/22)
- Two field goals, including 36-yard game-winner in overtime to send Chargers to playoffs vs. Kansas City (12/29)
- They were 33rd and 34th field goals of season, tying John Carney's single-season record
- Scored nine points vs. Chiefs to raise career total to 353 and move into eighth on team's career scoring list, passing Gary Garrison (348)

2012 (San Diego 13/0):

- Hit from 24, 47 and 45 in season debut during 37-20 win at Kansas City (9/30)
- 32nd career field goal vs. Denver (10/15) to move into tie with Ray Wersching for seventh on team's career field goals list
- Two field goals, including 51-yarder, to move into tie with Steve Christie (42) for sixth on team's all-time list at Pittsburgh (12/9)
- 51-yard effort was only sixth of 50 yards or longer in history of Heinz Field
- Second 51-yarder of season in 27-17 win at N.Y. Jets (12/23)

2011 (San Diego 15/0):

- Career-high five field goals, including 51-yarder, in 29-24 win at Denver (10/9)
- Touchbacks on 7-of-8 kickoffs at Denver (10/9)
- 52-yarder vs. Green Bay (11/6)
- Career-long 53-yarder vs. Denver (11/27)
- 45-yard field goal Dec. 18 on NBC Sunday Night Football vs. Baltimore was team-record 11th make from 40 yards or longer
- 51-yard field goal at Oakland (1/1/12) was team-record fifth of season from 50+ yards

2008 (Kansas City 6/0):

- Season-high four field goals vs. Denver (9/28)

2006 (Washington 6/0):

- Season-long 47-yarder vs. Dallas (11/5)

2005 (Washington 5/0; Arizona 5/0):

- Game-winning 39-yard field goal for Washington vs. Seattle (10/2)

COLLEGE:

- Played four seasons (2001-04) at the University of Maryland in College Park, Md. after redshirting the 2000 campaign
- Jim Tatum Award as top ACC senior student-athlete
- Honorable mention All-ACC in 2004
- ACC all-time leader and fifth in NCAA (393 career points) at graduation
- First-team All-ACC in '03 and '02
- School-record 125 points as sophomore
- Finished career 80-of-107 on field goals and 153-of-159 on extra points
- Redshirted in 2000
- Became the ACC's all-time leading scorer, kicking a field goal allowing him to surpass Scott Bentley's career total of 324 points
- Ended his college career with 393 points, best in the league and fifth-best all-time amongst kickers in the NCAA at the time of his graduation
- Awarded the Jim Tatum Award by the ACC, given annually to the top senior student-athlete among the league's football players
- Remains the only Maryland player to receive that award
- Two-time member of the All-ACC Academic Football team
- Three-time member of the ACC Honor Roll
- Made Maryland's Dean's List on three occasions
- Three-time CoSida Academic All-District selection
- Named the 2004 LeFrak Scholar, an honor given to a Maryland football player, basketball player and track athlete who "exhibits extraordinary athletic ability, leadership and athletic achievement."
- A member of the Maryland Alpha chapter of Phi Delta Theta at Maryland
- Selected to be commemorated in a special edition poster recognizing the top 30 figures in Maryland football history in 2007
- Degree in kinesiology

PERSONAL:

- Two-time all-state kicker at Albemarle High in Charlottesville, Va.
- Born in San Diego
- Won soccer prep state championship on teams with twin brother, Chris
- Parents are Drs. Julie and Bob Novak, Professors at the University of Texas Health Science Center in San Antonio
- With an eye toward his post-football livelihood, participated in The NFL's Business Management and Entrepreneurial Program at the Harvard Business School in 2011

NICK NOVAK



BROCK OSWEILER

QUARTERBACK | 6-8 | 240 | ARIZONA STATE

Hometown: Coeur d'Alene, Idaho | 5th NFL Season | 1st with Texans | Age: 25
 Acquired: UFA-'16 (DEN) | 2015 GP/GS (Playoffs): 8/7 (0/0) | Career GP/GS (Playoffs): 21/7 (0/0)
 Teams: Denver 2012-15; Houston 2016

17

TRANSACTIONS:

Selected by the Denver Broncos with the 25th pick in the second round (57th overall) of the 2012 NFL Draft...Signed by the Houston Texans on March 10, 2016.

CAREER:

- A fifth-year quarterback who completed 187-of-305 passes (61.3%) for 2,126 yards with 11 touchdowns in 21 games (seven starts) with Denver
- Led Denver to a 5-2 record in his seven starts in 2015, completing 170-of-275 passes (61.8%) for 1,967 yards with 10 touchdowns and six interceptions (86.4 rtg.)
- Selected as AFC Offensive Player of the Week after winning his first career NFL start at Chicago (11/22/15), completing 20-of-27 passes for 250 yards (74.1 pct.) and two touchdowns (127.1 rtg.)
- Named one of the NFLPA's Community MVPs in 2014 for his work with Rocky Mountain Hospital for Children
- Started 15-of-25 games played at Arizona State University and completed 412-of-680 (60.6%) passes for 5,082 yards with 33 touchdowns and 15 interceptions
- Left for the NFL after his junior campaign in which he opened all 13 contests for the Sun Devils and became just the fourth player in Pac-12 Conference history to throw for 4,000 yards
- Originally committed to attend Gonzaga University on a basketball scholarship before electing to pursue football instead at ASU
- Selected by the Broncos in the second round (57th overall) of the 2012 NFL Draft

2015 (Denver 8/7):

- Went 5-2 as a starter in the team's final seven games, finishing the regular season completing 170-of-275 (61.8%) for 1,967 yards with 10 touchdowns and six interceptions (86.4 rtg.)
- Active, but did not play in eight regular season games and three postseason contests
- Entered in the third quarter and completed 14-of-24 passes for 146 yards (58.3%) with one touchdown and one interception (72.6 rtg.) in addition to rushing three times for 18 yards (6.0 avg.) vs. Kansas City (11/15)
- Made his first NFL start at Chicago (11/22) on his 25th birthday and was named AFC Offensive Player of the Week after completing 20-of-27 passes (74.1 %) for 250 yards with two touchdowns (127.1 rtg.), which represented the second-best passer rating for a Broncos' quarterback making their starting debut
- Joined Head Coach Gary Kubiak as the last two quarterbacks drafted by the club to win their starting debut
- Led his first career fourth-quarter comeback, rallying from a 14-point fourth quarter deficit and finishing the game 23-of-42 for 270 yards with one touchdown and one interception (72.5 rtg.) vs. New England (11/29)
- Completed 16-of-26 passes (61.5%) for 166 yards with one touchdown and one interception (76.8 rtg.) at San Diego (12/6)
- Finished 35-of-51 (68.6 %) passing with a career-best 308 yards vs. Oakland (12/13)
- Completed 21-of-44 passes (47.7%) for 296 yards with three touchdowns and one interception in addition to gaining 19 yards on five carries (3.8 avg.) and scoring on a 7-yard run at Pittsburgh (12/20)
- Became just the third Broncos quarterback (John Elway twice; Peyton Manning once) to throw for at least three touchdowns and rush for one more in the same game and the first NFL quarterback since Manning at Dallas (10/6/13) to accomplish the feat in one half
- Led his second career game-winning drive that resulted in a Brandon McManus 37-yard field goal on the first possession of overtime vs. Cincinnati (12/28), finishing 27-of-39 (69.2%) for 299 yards with one touchdown (100.3 rtg.)
- Completed 14-of-22 passes for 232 yards (63.6%) with one touchdown and two interceptions

2015 STATISTICS

REGULAR SEASON				PASSING										RUSHING					
Date	Opp	GP	GS	Att	Cmp	Pct	Yds	Yd/A	TD	Int	Lg	Sack	Lost	Rate	Att	Yds	Avg	Lg	TD
WITH DENVER																			
9/13	BAL						ACTIVE, DID NOT PLAY												
9/17	at KC						ACTIVE, DID NOT PLAY												
9/27	at DET						ACTIVE, DID NOT PLAY												
10/4	MIN						ACTIVE, DID NOT PLAY												
10/11	at OAK						ACTIVE, DID NOT PLAY												
10/8	at CLE						ACTIVE, DID NOT PLAY												
11/1	GB						ACTIVE, DID NOT PLAY												
11/8	at IND						ACTIVE, DID NOT PLAY												
11/15	KC	1	0	24	14	58.3	146	6.1	1	1	17	3	20	72.6	3	18	6.0	8	0
11/22	at CHI	1	1	27	20	74.1	250	9.3	2	0	48t	5	31	127.1	2	4	2.0	5	0
11/29	NE	1	1	42	23	54.8	270	6.4	1	1	39	3	16	72.5	2	4	2.0	3	0
12/6	at SD	1	1	26	16	61.5	166	6.4	1	1	22	1	7	76.8	3	1	0.3	1	0
12/13	DEN	1	1	51	35	68.6	308	6.0	0	0	32	5	32	84.4	3	10	3.3	5	0
12/20	at PIT	1	1	44	21	47.7	296	6.7	3	1	61t	2	15	83.1	5	19	3.8	7t	1
12/28	CIN	1	1	39	27	69.2	299	7.7	1	0	35	3	22	100.3	3	5	1.7	6	0
1/3/16	SD	1	1	22	14	63.6	232	10.5	1	2	72t	1	8	76.3	0	0	0.0	0	0
Totals		8	7	275	170	61.8	1,967	7.2	10	6	72t	23	151	86.4	21	61	2.9	8	1

CAREER STATISTICS

REGULAR SEASON				PASSING										RUSHING					
Year	Team	GP	GS	Att	Cmp	Pct	Yds	Yd/A	TD	Int	Lg	Sack	Lost	Rate	Att	Yds	Avg	Lg	TD
2012	DEN	5	0	4	2	50.0	12	3.0	0	0	7	0	0	56.3	8	-13	-1.6	-1	0
2013	DEN	4	0	16	11	68.8	95	5.9	0	0	19	2	8	84.1	3	2	0.7	4	0
2014	DEN	4	0	10	4	40.0	52	5.2	1	0	38	0	0	90.4	8	0	0.0	4	0
2015	DEN	8	7	275	170	61.8	1,967	7.2	10	6	72t	23	151	86.4	21	61	2.9	8	1
Totals		21	7	305	187	61.3	2,126	7.0	11	6	72t	25	159	86.0	40	50	1.3	8	1

CAREER GAME HIGHS

Attempts: 51 vs. OAK, 12/13/15 | **Completions:** 35 vs. OAK, 12/13/15 | **Passing Yards:** 308 vs. OAK, 12/13/15
Touchdowns: 3 at PIT, 12/20/15 | **Interceptions:** 2 vs. SD, 1/3/16 | **Passing Long:** 72t vs. SD, 1/3/16
Passer Rating: 127.1 at CHI, 11/22/15 | **Rushing Attempts:** 5 at PIT, 12/20/15 | **Rushing Yards:** 19 at PIT, 12/20/15
Rushing Long: 8 vs. KC, 11/15/15 | **Rushing TDs:** 1 at PIT, 12/20/15

(76.3 rtg.) in a little more than two quarters of action vs. San Diego (1/3)

2014 (Denver 4/0):

- Saw action in four regular-season games, completing 4-of-10 passes for 52 yards with one-touchdown
- Saw his first game action of the year in the fourth quarter vs. San Francisco (10/19) and attempted one pass in nine offensive snaps played
- Named the NFLPA's Community MVP for the Week of Nov. 10 for his work with Rocky Mountain Hospital for Children
- Threw his first career touchdown pass—a 1-yarder to TE Virgil Green—in Denver's regular-season finale vs. Oakland (12/28)

2013 (Denver 4/0):

- Appeared in four games, completing 11-of-16 passes (68.8%) for 95 yards
- Played one snap on the field-goal block unit in overtime at New England (11/24)
- Played the entire second half at Oakland (12/29) and completed 9-of-13 attempts (69.2%) for 85 yards

2012 (Denver 5/0):

- Selected by Denver in the second round (57th overall) of the 2012 NFL Draft
- Played five games during his rookie season, completing 2-of-4 passes for 12 yards after earning the backup quarterback job out of training camp
- Saw his first regular-season NFL action on Denver's final snap of its 37-6 win vs. Oakland (9/30)
- Completed his first NFL pass for a 5-yard gain in Denver's regular-season finale vs. Kansas City (12/30)

BROCK OSWEILER

COLLEGE:

- Played three seasons (2009-11) at Arizona State University in Tempe, Ariz.
- Left for the NFL after his junior campaign in which he opened all 13 contests for ASU and became just the fourth player in Pac-12 Conference history to throw for 4,000 yards
- Played in 25 career games (15 starts) with the Sun Devils and completed 412-of-680 passes (60.6%) for 5,082 yards with 33 touchdowns and 15 interceptions
- Named a team captain as a junior in 2011 and totaled 4,036 yards on 326-of-516 (63.2%) passing with 26 touchdowns and 13 interceptions
- Set school records for completions, attempts and yards while his 26 scores through the air marked the fourth most in ASU history
- Ranked second in the Pac-12 Conference and 11th in the nation with 317.3 passing yards per game
- Became the first ASU true freshman quarterback to start a game since Jake Plummer in 1993 when he opened the Sun Devils' game at No. 14 Oregon (11/14/09)

PERSONAL:

- Named the 2008-09 Gatorade State Player of the Year for Montana following his senior season at Flathead High School in Kalispell, Mont., after completing 189-of-303 (62.4%) passes for 2,703 yards with 29 touchdowns
- Averaged 24.9 points and 14.5 rebounds as a junior on the hardwood and was listed as a three-star basketball recruit by Scout.com
- Originally committed to Gonzaga University to play basketball before deciding to pursue football collegiately
- Studied sociology and political science at ASU
- Selected as one of the NFLPA's Community MVPs in 2014 for his work with Rocky Mountain Hospital for Children
- Born on Nov. 22, 1990, in Coeur d'Alene, Idaho

TEXANS BIOS



JEOFFREY PAGAN

DEFENSIVE END | 6-3 | 310 | ALABAMA

Hometown: Asheville, N.C. | 3rd NFL Season | 3rd with Texans | Age: 23
 Acquired: D6a-'14 | 2015 GP/GS (Playoffs): 6/0 (0/0) | Career GP/GS (Playoffs): 22/0 (0/0)
 Teams: Houston 2014-16

97

TRANSACTIONS:

Selected by Houston Texans with the first pick in the sixth round (177th overall) of the 2014 NFL Draft.

2015 (Houston 6/0, 0/0):

- Made his season debut vs. Kansas City (9/13)
- Inactive in Weeks 6-7
- Did not play in Week 8 at Tennessee (11/1)
- Inactive in Week 10 at Cincinnati (11/16)
- Did not play in Week 11 vs. N.Y. Jets (11/22)
- Inactive in Weeks 12-14
- Did not play in Week 15 at Indianapolis (12/20)
- Inactive in Week 17 vs. Jacksonville (1/3/16) and in Wild Card Game vs. Kansas City (1/9/16)

2014 (Houston 16/0):

- Played in all 16 games and made 10 tackles and one tackle for loss
- Active against Washington (9/7) in Week 1, at Oakland (9/14) in Week 2, at the New York Giants (9/21) in Week 3, vs. Buffalo (9/28), at Dallas (10/5), vs. Indianapolis (10/9), Pittsburgh (10/20) and at Tennessee (10/26)
- Recorded four tackles vs. Philadelphia (11/2) in Week 9
- Made a tackle at Cleveland (11/16) in Week 11
- Had a pair of tackles vs. Cincinnati (11/23) in Week 12
- Assisted on a tackle vs. Tennessee (11/30) in Week 13
- Played at Jacksonville (12/7) in Week 14
- Assisted on a tackle at Indianapolis (12/14) in Week 15
- Played vs. Baltimore (12/21) in Week 16
- Made a tackle for loss vs. Jacksonville (12/28) in Week 17

COLLEGE:

- Played three seasons (2011-13) at the University of Alabama in Tuscaloosa, Ala.
- Started 11 of the 31 games played
- Recorded 60 tackles, 3.5 sacks, 7.5 tackles for loss, six quarterback hurries, a blocked kick and a forced fumble

PERSONAL:

- Attended Asheville (N.C.) High School
- Played in the U.S. Army All-American Bowl and the Shrine Bowl
- Recorded 54 solo tackles, 11 tackles for loss and five sacks as a junior

2015 STATISTICS

REGULAR SEASON				TACKLES					SACKS		INTERCEPTIONS					FUMBLES				
Date	Opp	GP	GS	Tot	Solo	Asst	QBH	TFL	Sk	Yds	Int	Yds	Lg	TD	PD	FF	FR	Yds	TD	
9/13	KC	1	0	0	0	0	0	0	0.0	0.0	0	0	0	0	0	0	0	0	0	0
9/20	at CAR	1	0	0	0	0	0	0	0.0	0.0	0	0	0	0	0	0	0	0	0	0
9/27	TB	1	0	0	0	0	0	0	0.0	0.0	0	0	0	0	0	0	0	0	0	0
10/4	at ATL	1	0	0	0	0	0	0	0.0	0.0	0	0	0	0	0	0	0	0	0	0
10/8	IND	1	0	1	0	1	0	0	0.0	0.0	0	0	0	0	0	0	0	0	0	0
10/18	at JAX																			
10/25	at MIA																			
11/1	TEN																			
11/16	at CIN																			
11/22	NYJ																			
11/29	NO																			
12/6	at BUF																			
12/13	NE																			
12/20	at IND																			
12/27	at TEN	1	0	0	0	0	0	0	0.0	0.0	0	0	0	0	0	0	0	0	0	0
1/3/16	JAX																			
Totals		6	0	1	0	1	0	0	0.0	0.0	0	0	0	0	0	0	0	0	0	0
POSTSEASON				TACKLES					SACKS		INTERCEPTIONS					FUMBLES				
Date	Opp	GP	GS	Tot	Solo	Asst	QBH	TFL	Sk	Yds	Int	Yds	Lg	TD	PD	FF	FR	Yds	TD	
1/9/16	KC (WC)																			
Totals		0	0	0	0	0	0	0	0.0	0.0	0	0	0	0	0	0	0	0	0	0

CAREER STATISTICS

REGULAR SEASON				TACKLES					SACKS		INTERCEPTIONS					FUMBLES				
Year	Team	GP	GS	Tot	Solo	Asst	QBH	TFL	Sk	Yds	Int	Yds	Lg	TD	PD	FF	FR	Yds	TD	
2014	HOU	16	0	10	5	5	0	1	0.0	0.0	0	0	0	0	0	0	0	0	0	0
2015	HOU	6	0	1	0	1	0	0	0.0	0.0	0	0	0	0	0	0	0	0	0	0
Totals		22	0	11	5	6	0	1	0.0	0.0	0	0	0	0	0	0	0	0	0	0

TEXANS BIOS



BRIAN PETERS

INSIDE LINEBACKER | 6-4 | 235 | NORTHWESTERN

Hometown: Pickerington, Ohio | 2nd NFL Season | 2nd with Texans | Age: 27
 Acquired: FA-'15 | 2015 GP/GS (Playoffs): 12/0 (1/0) | Career GP/GS (Playoffs): 12/0 (1/0)
 Teams: Minnesota 2015; Houston 2015-16

52

TRANSACTIONS:

Signed by the Minnesota Vikings on Feb. 23, 2015...Waived by the Vikings on Sept. 5, 2015...Signed to the Vikings practice squad on Sept. 6, 2015...Signed by the Houston Texans to the active roster on Sept. 30, 2015.

CAREER:

- Broke into the NFL with Minnesota in 2015 before joining the Texans later in the season
- Developed into a key special teams player whose 17 special teams tackles led the Texans and tied for the top total in the league
- Played one season with the Arena Football League's Iowa Barnstormers (2012) before spending two seasons with the Canadian Football League's Saskatchewan Roughriders (2013-14)
- Won the 101st Grey Cup with the Roughriders following the 2013 season. Recorded 5 special teams tackles in the game
- Just the 5th player in CFL history, and first Rider, to lead team in tackles and special teams tackles in the same season

2015 (Houston 12/0, 1/0):

- Signed by the Texans to their active roster on Sept. 30
- Made his NFL debut on special teams at Atlanta (10/4) and had one special teams tackle
- Made a special teams tackle vs. Indianapolis (10/8)
- Inactive in Week 6 at Jacksonville (10/18)
- Led the team with three special teams tackles, including two solo stops vs. N.Y. Jets (11/22)
- Led the team and ranked tied for first in the NFL with 17 special teams tackles

COLLEGE:

- Played four seasons (2008-11) as a safety at Northwestern University in Evanston, Ill. after redshirting the 2007 campaign
- Started 34-of-52 career games played with the Wildcats, including the last 26 in succession
- Snagged 12 interceptions over his four-year career, including five as a senior in 2011
- Earned his degree in Learning and Organizational Change in 2011 from NU
- Went on to earn a master's of arts in sports marketing and public relations

PERSONAL:

- Attended Pickerington (Ohio) Central High School
- Son of Jeff and Carla
- Father wrestled collegiately at Miami (Ohio) University
- Worked with Special Olympics in high school
- Awarded Riders Outstanding Community Service Award in 2014 for his service in the community including hospital visits and a blood drive, in addition to the Habitat for Humanity efforts

2015 STATISTICS

REGULAR SEASON				TACKLES					SACKS		INTERCEPTIONS					FUMBLES			
Date	Opp	GP	GS	Tot	Solo	Asst	QBH	TFL	Sk	Yds	Int	Yds	Lg	TD	PD	FF	FR	Yds	TD
WITH MINNESOTA																			
9/14	at SF																		
9/20	DET																		
9/27	SD																		
WITH HOUSTON																			
10/4	at ATL	1	0	0	0	0	0	0	0.0	0.0	0	0	0	0	0	0	0	0	0
10/8	IND	1	0	0	0	0	0	0	0.0	0.0	0	0	0	0	0	0	0	0	0
10/28	at JAX																		
10/25	at MIA	1	0	0	0	0	0	0	0.0	0.0	0	0	0	0	0	0	0	0	0
11/1	TEN	1	0	0	0	0	0	0	0.0	0.0	0	0	0	0	0	0	0	0	0
11/16	at CIN	1	0	0	0	0	0	0	0.0	0.0	0	0	0	0	0	0	0	0	0
11/22	NYJ	1	0	0	0	0	0	0	0.0	0.0	0	0	0	0	0	0	0	0	0
11/29	NO	1	0	0	0	0	0	0	0.0	0.0	0	0	0	0	0	0	0	0	0
12/6	at BUF	1	0	0	0	0	0	0	0.0	0.0	0	0	0	0	0	0	0	0	0
12/13	NE	1	0	0	0	0	0	0	0.0	0.0	0	0	0	0	0	0	0	0	0
12/20	at IND	1	0	0	0	0	0	0	0.0	0.0	0	0	0	0	0	0	0	0	0
12/27	at TEN	1	0	0	0	0	0	0	0.0	0.0	0	0	0	0	0	0	0	0	0
1/3/16	JAX	1	0	0	0	0	0	0	0.0	0.0	0	0	0	0	0	0	0	0	0
Totals		12	0	0	0	0	0	0	0.0	0.0	0	0	0	0	0	0	0	0	0
POSTSEASON																			
Date	Opp	GP	GS	Tot	Solo	Asst	QBH	TFL	Sk	Yds	Int	Yds	Lg	TD	PD	FF	FR	Yds	TD
1/9/16	KC (WC)	1	0	0	0	0	0	0	0.0	0.0	0	0	0	0	0	0	0	0	0
Totals		1	0	0	0	0	0	0	0.0	0.0	0	0	0	0	0	0	0	0	0

CAREER STATISTICS

REGULAR SEASON				TACKLES					SACKS		INTERCEPTIONS					FUMBLES			
Year	Team	GP	GS	Tot	Solo	Asst	QBH	TFL	Sk	Yds	Int	Yds	Lg	TD	PD	FF	FR	Yds	TD
2015	HOU	12	0	0	0	0	0	0	0.0	0.0	0	0	0	0	0	0	0	0	0
Totals		12	0	0	0	0	0	0	0.0	0.0	0	0	0	0	0	0	0	0	0
POSTSEASON																			
Year	Team	GP	GS	Tot	Solo	Asst	QBH	TFL	Sk	Yds	Int	Yds	Lg	TD	PD	FF	FR	Yds	TD
2015	HOU	1	0	0	0	0	0	0	0.0	0.0	0	0	0	0	0	0	0	0	0
Totals		1	0	0	0	0	0	0	0.0	0.0	0	0	0	0	0	0	0	0	0

ADDITIONAL STATISTICS

Special Teams Tackles (17): 2015 - 17

Postseason Stats: Recorded one special teams tackle in the AFC Wild Card game vs. Kansas City (1/9/16)

TEXANS BIOS



DAN PETTINATO

DEFENSIVE END | 6-4 | 277 | ARIZONA

Hometown: Grass Valley, Calif. | 1st NFL Season | 1st with Texans | Age: 24
 Acquired: CFA-'15 | 2015 GP/GS (Playoffs): 0/0 (0/0) | Career GP/GS (Playoffs): 0/0 (0/0)
 Teams: Houston 2015-16

96

TRANSACTIONS:

Signed by the Houston Texans as a college free agent on May 8, 2015.

2015 (Houston 0/0):

- Spent the entire season on the Texans practice squad

CAREER STATISTICS

REGULAR SEASON				TACKLES					SACKS		INTERCEPTIONS					FUMBLES			
Year	Team	GP	GS	Tot	Solo	Asst	QBH	TFL	Sk	Yds	Int	Yds	Lg	TD	PD	FF	FR	Yds	TD
2015	HOU			PRACTICE SQUAD															
Totals			0	0	0	0	0	0	0.0	0.0	0	0	0	0	0	0	0	0	0

COLLEGE:

- Played four seasons (2011-14) at the University of Arizona in Tucson, Ariz. after redshirting the 2010 campaign
- Saw action in 14 games as a senior in 2014, racking up 45 total tackles (4.5 for loss), four sacks, and two forced fumbles
- Recovered a fumble and returned it 32 yards for a touchdown against Utah in 2014
- Played in 10 games on the defensive line in 2013, after missing the first three games while recovering from a knee injury, and totaled 10 tackles, including a sack for a loss of eight yards
- Played in 11 games with four starts at defensive end and five starts at defensive tackle
- Tallied 34 tackles (22 solo), 1.5 tackles for a loss, two passes broken up, and one recovered fumble in 2012
- Played in 12 games with three starts in 2011, totaling 16 tackles (8 solo) and 1.5 tackles for loss
- Redshirted in 2010

PERSONAL:

- Attended Nevada Union High School in Grass Valley, Calif.
- PrepStar All-West
- Delta Valley Conference Player of the Year after he led the Nevada Union Miners to an undefeated 5-0 record in league play
- 2009 Sacramento Bee All-Metro First-Team nods as an all-purpose player for Head Coach Dave Humphers
- All-Sac-Joaquin Section First-Team honors as selected by the National Football Foundation Sacramento Valley chapter
- Earned NU's Jim Brown Award as team MVP
- Club won the division championship at 13-1, finishing in Cal-Hi Sports Top 20
- Had two TD catches and two sacks in the quarterfinal vs. Sheldon
- Logged 35 catches for 700 yards and eight touchdowns at tight end, with five sacks to go along with 87 tackles at defensive end his senior year
- As a junior, he had 64 tackles and eight sacks, earning Sac Bee Honorable Mention All-Metro honors as DL
- Played forward on the Miners' basketball squad
- Majored in sports and society

TEXANS BIOS



EDDIE PLEASANT

SAFETY | 5-10 | 210 | OREGON

Hometown: Compton, Calif. | 4th NFL Season | 4th with Texans | Age: 27
 Acquired: CFA-'12 | 2015 GP/GS (Playoffs): 16/0 (1/0) | Career GP/GS (Playoffs): 48/1 (3/0)
 Teams: Houston 2012-16

35

TRANSACTIONS:

Signed by the Houston Texans as a college free agent on May 14, 2012...Waived by the Texans on Aug. 31, 2012...Signed by Texans to practice squad on Sept. 1, 2012...Signed by the Texans to active roster on Dec. 21, 2012...Re-signed with the Texans on March 9, 2015.

CAREER:

- Posted career highs in tackles (28), sacks (0.5), interceptions (2), passes defended (6) and fumble recoveries (1) in 2015
- Enjoyed his first full season on the active roster in 2013 after spending the first 14 weeks of the 2012 season on the practice squad as an undrafted free agent
- Has played in three postseason games

2015 (Houston 16/0, 1/0):

- Made one solo tackle vs. Kansas City (9/13)
- Split a sack with S Quintin Demps, the first of his career at Carolina (9/20)
- Made two tackles (one solo) and one special teams tackle vs. Tampa Bay (9/27)
- Recovered a fumble by Titans RB Bishop Sankey on the Titans' 24-yard line during a kickoff return in the second quarter. S Kurtis Drummond forced the fumble on the play (11/1)
- Finished with one tackle on defense and one on special teams vs. Tennessee (11/1)
- Made his first career interception when he picked off Jets QB Ryan Fitzpatrick in the fourth quarter (11/22)
- Tied for third on the team with a career-high five tackles (four solo) and tied a career-high with two passes defended vs. N.Y. Jets (11/22)
- Tied for second on the team with five tackles (two solo) and added one pass defended vs. New Orleans (11/29)
- Recorded his second interception of the season and second of his career when he picked off Titans QB Zach Mettenberger in the third quarter at Tennessee (12/27). The Texans scored a touchdown on the following drive

2014 (Houston 14/0):

- Played in 14 games and recorded a tackle, five special teams tackles and a pass defended
- Inactive in Weeks 4 and 5
- Made a special teams tackle vs. Indianapolis (10/9) in Week 6
- Played on special teams and at safety at Tennessee (10/26) in Week 8 and vs. Philadelphia in Week 9
- Made a special teams tackle at Cleveland (11/16) in Week 11
- Made a special teams tackle vs. Cincinnati (11/23) in Week 12
- Had a tackle and a special teams tackle for the third consecutive week vs. Tennessee (11/30) in Week 13
- Made a special teams tackle at Indianapolis (12/14) in Week 15
- Had a pass defended vs. Jacksonville (12/28) in Week 17

2013 (Houston 16/1):

- Played in all 16 games and started at strong safety vs. Denver (12/22)
- Set career highs with 15 tackles, two passes defended and eight special teams tackles
- Recorded eight special teams tackles and 15 tackles on defense with two passes defended

CAREER STATISTICS

REGULAR SEASON				TACKLES					SACKS		INTERCEPTIONS					FUMBLES			
Date	Opp	GP	GS	Tot	Solo	Asst	QBH	TFL	Sk	Yds	Int	Yds	Lg	TD	PD	FF	FR	Yds	TD
9/13	KC	1	0	1	1	0	0	0	0.0	0.0	0	0	0	0	0	0	0	0	0
9/20	at CAR	1	0	1	0	1	1	0	0.5	6.5	0	0	0	0	0	0	0	0	0
9/27	TB	1	0	2	1	1	0	0	0.0	0.0	0	0	0	0	0	0	0	0	0
10/4	at ATL	1	0	1	1	0	0	0	0.0	0.0	0	0	0	0	0	0	0	0	0
10/8	IND	1	0	2	2	0	0	0	0.0	0.0	0	0	0	0	0	0	0	0	0
10/18	at JAX	1	0	1	1	0	0	0	0.0	0.0	0	0	0	0	0	0	0	0	0
10/25	at MIA	1	0	1	0	1	0	0	0.0	0.0	0	0	0	0	0	0	0	0	0
11/1	TEN	1	0	1	1	0	0	0	0.0	0.0	0	0	0	0	0	0	1	0	0
11/16	at CIN	1	0	3	1	2	0	0	0.0	0.0	0	0	0	0	1	0	0	0	0
11/22	NYJ	1	0	5	4	1	0	0	0.0	0.0	1	-1	-1	0	2	0	0	0	0
11/29	NO	1	0	5	2	3	0	0	0.0	0.0	0	0	0	0	1	0	0	0	0
12/6	at BUF	1	0	1	1	0	0	0	0.0	0.0	0	0	0	0	0	0	0	0	0
12/13	NE	1	0	0	0	0	0	0	0.0	0.0	0	0	0	0	0	0	0	0	0
12/20	at IND	1	0	1	0	1	0	0	0.0	0.0	0	0	0	0	1	0	0	0	0
12/27	at TEN	1	0	3	3	0	0	0	0.0	0.0	1	0	0	0	1	0	0	0	0
1/3/16	JAX	1	0	0	0	0	0	0	0.0	0.0	0	0	0	0	0	0	0	0	0
Totals		16	0	28	18	10	1	0	0.5	6.5	2	-1	0	0	6	0	1	0	0

POSTSEASON

Date	Opp	GP	GS	Tot	Solo	Asst	QBH	TFL	Sk	Yds	Int	Yds	Lg	TD	PD	FF	FR	Yds	TD
1/9/16	KC (WC)	1	0	0	0	0	0	0	0.0	0.0	0	0	0	0	0	0	0	0	0
Totals		1	0	0	0	0	0	0	0.0	0.0	0	0	0	0	0	0	0	0	0

CAREER STATISTICS

REGULAR SEASON				TACKLES					SACKS		INTERCEPTIONS					FUMBLES			
Year	Team	GP	GS	Tot	Solo	Asst	QBH	TFL	Sk	Yds	Int	Yds	Lg	TD	PD	FF	FR	Yds	TD
2012	HOU	2	0	0	0	0	0	0	0.0	0.0	0	0	0	0	0	0	0	0	0
2013	HOU	16	1	13	12	1	0	0	0.0	0.0	0	0	0	0	2	0	0	0	0
2014	HOU	14	0	1	1	0	0	0	0.0	0.0	0	0	0	0	1	0	0	0	0
2015	HOU	16	0	28	18	10	1	0	0.5	6.5	2	-1	0	0	6	0	1	0	0
Totals		48	1	42	31	11	1	0	0.5	6.5	2	-1	0	0	9	0	1	0	0
POSTSEASON				TACKLES					SACKS		INTERCEPTIONS					FUMBLES			
Year	Team	GP	GS	Tot	Solo	Asst	QBH	TFL	Sk	Yds	Int	Yds	Lg	TD	PD	FF	FR	Yds	TD
2012	HOU	2	0	0	0	0	0	0	0.0	0.0	0	0	0	0	0	0	0	0	0
2015	HOU	1	0	0	0	0	0	0	0.0	0.0	0	0	0	0	0	0	0	0	0
Totals		3	0	0	0	0	0	0	0.0	0.0	0	0	0	0	0	0	0	0	0

ADDITIONAL STATISTICS

Special Teams Tackles (22): 2012 - 1; 2013 - 8; 2014 - 5; 2015 - 8 | Postseason Special Teams Tackles (1): 2012 - 1

CAREER GAME HIGHS

Tackles: 5, 2x - last: vs. NO, 11/29/15 | QBH: 1 at CAR, 9/20/15 | Sacks: 0.5 at CAR, 9/20/15
 INT: 1, 2x - last: at TEN, 12/27 | PD: 2, 2x - last: vs. NYJ, 11/22/15 | FR: 1 vs. TEN, 11/1/15

- Made two solo tackles on defense and one on special teams at San Francisco (10/6)
- Recorded one solo tackle on defense and two special teams tackles vs. Oakland (11/17)
- Recorded a career-high four solo tackles vs. New England (12/1)
- Tied his career high with four solo tackles vs. Denver (12/22)

2012 (Houston 2/0, 2/0):

- Made his NFL debut with a special teams tackle vs. Minnesota (12/23)
- Made his postseason debut in the AFC Wild Card Playoff vs. Cincinnati (1/5/13)
- Had one assisted tackle on special teams in AFC Divisional Playoff at New England (1/13/13)

COLLEGE:

- Played four seasons (2008-11) at the University of Oregon in Eugene, Ore.
- Saw action in 51 career games with the Ducks, including 37 career starts
- Named to 2011 All-Pac-12 first team and shared team honors of most inspirational player
- Oregon's starting rover/strong safety for all 13 games in 2010 ranked fifth on the team with

EDDIE PLEASANT

65 tackles

- Made a season-high four stops (three solo) and broke up two passes vs. UCLA in 2008

PERSONAL:

- Attended Robert F. Kennedy High School in Compton, Calif.
- Received All-Orange County player of the year, all-state and defensive player of the year accolades
- Tallied 57 tackles, 1.5 quarterback sacks, one interception and one blocked field goal as a prep senior

TEXANS BIOS



JAY PROSCH

FULLBACK | 6-1 | 256 | AUBURN

Hometown: Mobile, Ala. | 3rd NFL Season | 3rd with Texans | Age: 23
 Acquired: D6c-'14 | 2015 GP/GS (Playoffs): 16/2 (1/0) | Career GP/GS (Playoffs): 32/7 (1/0)
 Teams: Houston 2014-16

45

TRANSACTIONS:

Selected by the Houston Texans with the 35th pick in the sixth round (211th overall) of 2014 NFL Draft.

2015 (Houston 16/2, 1/0):

- Made his season debut vs. Kansas City (9/13)
- Recorded his first career rushing attempt, which went for four yards and a first down on third-and-1 in the first quarter at Carolina (9/20)
- Totaled 24 yards on three carries (8.0 avg.) vs. Tampa Bay (9/27)
- Registered a 16-yard rush in the fourth quarter, a career-long vs. Tampa Bay (9/27)

2014 (Houston 16/5):

- Started five games and played in all 16 in his rookie season. Also had three special teams tackles
- Started in his NFL debut against Washington (9/7) in Week 1
- Started at the N.Y. Giants (9/21) in Week 3
- Made his first career catch for 24 yards vs. Buffalo (9/28) in Week 4
- Made his first career special teams tackle in Week 8 at Tennessee (10/26)
- Had a special teams tackle vs. Tennessee (11/30) in Week 13
- Started and had a special teams tackle at Jacksonville (12/7) in Week 14

COLLEGE:

- Played two seasons (2012-13) at Auburn (Ala.) University after transferring from the University of Illinois in Champaign, Ill., where he played the 2010 and 2011 campaigns
- Started 30-of-51 games in his career
- Credited with 55 touchdown-resulting blocks
- Blocked for nation's number one rushing offense (328.3 yards per game) in 2013
- Began his collegiate career as a linebacker and made the switch to offense in 2010

PERSONAL:

- Attended UMS-Wright Preparatory School in Mobile, Ala., where he played football for Head Coach Terry Curtis
- Earned All-State Class 4A honors as an offensive lineman his junior campaign
- Helped the Bulldogs capture the AHSAA state championship in 2008
- Named first-team Class All-State at linebacker by the Alabama Sports Writers Association as a senior
- Selected as the Mobile Optimist Club Player of the Year in 2009
- Recorded 199 total tackles (114 solos) with 16 tackles for loss, five pass breakups and a sack in his career
- Recipient of the Football Writers Association of America Courage Award
- Joined Auburn after obtaining an NCAA waiver to transfer from Illinois as his mother was battling brain cancer

2015 STATISTICS

REGULAR SEASON				RUSHING					RECEIVING				
Date	Opp	GP	GS	Att	Yds	Avg	Lg	TD	Rec	Yds	Avg	Lg	TD
9/13	KC	1	0	0	0	0.0	0	0	0	0	0.0	0	0
9/20	at CAR	1	0	1	4	4.0	4	0	0	0	0.0	0	0
9/27	TB	1	1	3	24	8.0	16	0	0	0	0.0	0	0
10/4	at ATL	1	1	0	0	0.0	0	0	0	0	0.0	0	0
10/8	IND	1	0	0	0	0.0	0	0	0	0	0.0	0	0
10/18	at JAX	1	0	0	0	0.0	0	0	0	0	0.0	0	0
10/25	at MIA	1	0	0	0	0.0	0	0	0	0	0.0	0	0
11/1	TEN	1	0	0	0	0.0	0	0	0	0	0.0	0	0
11/16	at CIN	1	0	0	0	0.0	0	0	0	0	0.0	0	0
11/22	NYJ	1	0	1	3	3.0	3	0	0	0	0.0	0	0
11/29	NO	1	0	0	0	0.0	0	0	0	0	0.0	0	0
12/6	at BUF	1	0	0	0	0.0	0	0	0	0	0.0	0	0
12/13	NE	1	0	0	0	0.0	0	0	0	0	0.0	0	0
12/20	at IND	1	0	1	2	2.0	2	0	0	0	0.0	0	0
12/27	at TEN	1	0	0	0	0.0	0	0	1	0	0.0	0	0
1/3/16	JAX	1	0	0	0	0.0	0	0	0	0	0.0	0	0
Totals		16	2	6	33	5.5	16	0	0	0	0.0	0	0
POSTSEASON				RUSHING					RECEIVING				
Date	Opp	GP	GS	Att	Yds	Avg	Lg	TD	Rec	Yds	Avg	Lg	TD
1/9/16	KC (WC)	1	0	1	2	2.0	2	0	0	0	0.0	0	0
Totals		1	0	1	2	2.0	2	0	0	0	0.0	0	0

CAREER STATISTICS


REGULAR SEASON				RUSHING					RECEIVING				
Year	Team	GP	GS	Att	Yds	Avg	Lg	TD	Rec	Yds	Avg	Lg	TD
2014	HOU	16	5	0	0	0.0	0	0	1	24	24.0	24	0
2015	HOU	16	2	6	33	5.5	16	0	0	0	0.0	0	0
Totals		32	7	6	33	5.5	16	0	1	24	24.0	24	0
POSTSEASON				RUSHING					RECEIVING				
Year	Team	GP	GS	Att	Yds	Avg	Lg	TD	Rec	Yds	Avg	Lg	TD
2015	HOU	1	0	1	2	2.0	2	0	0	0	0.0	0	0
Totals		1	0	1	2	2.0	2	0	0	0	0.0	0	0

ADDITIONAL CAREER STATISTICS

Special Teams Tackles (11): 2014 - 3; 2015 - 8

CAREER GAME HIGHS

Rushing Attempts: 3 vs. TB, 9/27/15 | Rushing Yards: 24 vs. TB, 9/27/15 | Rushing Long: 16 vs. TB, 9/27/15
 Receptions: 1 vs. BUF, 9/28/14 | Receiving Yards: 24 vs. BUF, 9/28/14 | Receiving Long: 24 vs. BUF, 9/28/14



DAVID QUESSENBERRY

GUARD | 6-5 | 306 | SAN JOSE STATE

Hometown: Encinitas, Calif. | 4th NFL Season | 4th with Texans | Age: 25
 Acquired: D6a-'13 | 2015 GP/GS (Playoffs): 0/0 (0/0) | Career GP/GS (Playoffs): 0/0 (0/0)
 Teams: Houston 2013-16

77

TRANSACTIONS:

Selected by the Houston Texans with the eighth pick in the sixth round (176th overall) of the 2013 NFL Draft.

2016 (Houston 0/0):

- Placed on Reserve/Non-Football Illness list on May 31

2015 (Houston 0/0):

- Placed on Reserve/Non-Football Illness list on Sept. 1

2014 (Houston 0/0):

- Placed on Reserve/Non-Football Illness list on Aug. 25

2013 (Houston 0/0):

- Inactive at San Diego (9/9)
- Placed on Injured Reserve on Sept. 10 after suffering a foot injury

COLLEGE:

- Played four seasons (2009-12) at San Jose (Calif.) State University after redshirting the 2008 campaign
- Played in 49 games, starting the final 37 contests he appeared in at left tackle
- In 2013, he became the first San Jose State offensive lineman to play in the Senior Bowl, earning that invitation after he recorded 242 knockdowns and 32 touchdown-resulting blocks, along with posting a pair of solo tackles
- Member of The NFL Draft Report's All-American third-team and also received Super Sleeper Team (most underrated players at each position) accolades as a senior
- The league's coaches named him an All-Western Athletic Conference first-team pick in 2012
- One of three finalists for the 2012 Burlsworth Trophy honoring the top Football Bowl Subdivision player that began his career as a non-scholarship player
- Started 12 games at left offensive tackle as a senior
- Went head-to-head vs. his younger brother, Paul Quessenberry, an outside linebacker for Navy, in the Spartans' 12-0 win against the Midshipmen, as David delivered nine knockdowns for a unit that gained 388 yards
- Started all 12 games at left offensive tackle, earning second-team All-WAC honors as a junior
- Took over left tackle duties as a sophomore, starting all 13 games, in addition to performing on special teams as a punt protector and lineman on kick-scoring tries
- Placed on scholarship prior to the beginning of his sophomore season, he produced six touchdown-resulting blocks for a struggling running corps that scored just seven times
- Walked on as a freshman and played in all 12 games as a reserve offensive tackle and extra tight end, seeing most of his action on special teams
- Redshirted as a true freshman after joining the team as a walk-on
- Graduated from San Jose State in December 2012 with a degree in history

PERSONAL:

- Was diagnosed with Lymphoma in June 2014
- Attended La Costa Canyon High School in Carlsbad, Calif., where he played for Head Coach Darren Brown
- Paul Quessenberry, David's younger brother, played defensive end and linebacker for Navy
- Youngest brother, Scott, was an offensive lineman at UCLA
- Father, David Sr., graduated from the Naval Academy in 1980 and played football for the Midshipmen
- His father spent 30 years in the service, the final 22 as a Navy Reserve, and retired as a captain in 2010
- Also lettered in lacrosse
- As a junior, the 6-3, 190-pound offensive lineman helped the Mavericks compile a 9-3 record
- The following season, he grew two inches and added 35 pounds to his frame, as the team managed a 7-4 mark

CAREER STATISTICS

REGULAR SEASON GAMES PLAYED/STARTED (PLAYOFFS):

2013 Houston: 0/0 (0/0)

2014 Houston: 0/0 (0/0)

2015 Houston: 0/0 (0/0)

TOTAL: 0/0 (0/0)

TEXANS BIOS



GERALD RIVERS

OUTSIDE LINEBACKER | 6-2 | 250 | MISSISSIPPI

Hometown: Ellenwood, Ga. | 2nd NFL Season | 1st with Texans | Age: 25
 Acquired: FA-'15 | 2015 GP/GS (Playoffs): 0/0 (0/0) | Career GP/GS (Playoffs): 2/0 (0/0)
 Teams: STL/JAX 2013; MIA/DEN 2014; NYG/STL 2015; HOU 2015-16

48

TRANSACTIONS:

Signed by the St. Louis Rams as a college free agent on May 9, 2013...Waived by the Rams on Dec. 14, 2013...Claimed off waivers by the Jacksonville Jaguars on Dec. 16, 2014...Waived by the Jaguars on Aug. 29, 2014...Signed to the Miami Dolphins practice squad on Sept. 2, 2014...Released from the Dolphins practice squad on Sept. 30, 2014...Signed to the Denver Broncos practice squad on Oct. 15, 2014...Released from the Broncos practice squad on Dec. 4, 2014...Signed to the Broncos practice squad on Dec. 10, 2014...Signed by the Broncos on Jan. 12, 2015...Waived by the Broncos on Sept. 5, 2015...Signed to the N.Y. Giants practice squad on Sept. 9, 2015...Released by the Giants on Sept. 15, 2015...Signed to the Rams practice squad on Oct. 28, 2015...Waived by the Rams on Nov. 17, 2015...Signed to the Houston Texans practice squad on Nov. 24, 2015...Signed by the Texans on Jan. 11, 2016.

2013 (St. Louis, 2/0):

- Spent first 15 weeks with St. Louis after earning a roster spot as a rookie free agent
- Made his NFL debut and had one solo tackle vs. San Francisco (9/26)
- Saw action on vs. Jacksonville (10/26)
- Claimed off waivers by the Jaguars (12/16)
- Was inactive on vs. Tennessee (12/22) and at Indianapolis (12/29)

COLLEGE:

- Played four seasons (2009-12) at the University of Mississippi in Oxford, Miss. after redshirting the 2008 campaign
- Three-year letterwinner for the Rebels, playing in 27 career games and making 10 starts
- As a junior, played in all 12 games with five starts and totaled 13 tackles
- As a sophomore, played in 10 games with five starts and tied for the team lead with 2.5 sacks and added 14 tackles
- As a freshman in 2009, saw action in five games and totaled four tackles
- Redshirted during the 2008 season
- Majored in psychology

PERSONAL:

- Attended Cedar Grove High School in Ellenwood, Ga., where he totaled 81 tackles, nine sacks and two forced fumbles as a senior
- Son of Terri Cumberlander and Gregory Rivers
- Born June 22, 1990
- Full name is Gerald Emery Rivers
- Twitter handle is @InA_Flash

2015 STATISTICS

REGULAR SEASON				TACKLES					SACKS		INTERCEPTIONS					FUMBLES				
Date	Opp	GP	GS	Tot	Solo	Asst	QBH	TFL	Sk	Yds	Int	Yds	Lg	TD	PD	FF	FR	Yds	TD	
WITH NEW YORK GIANTS																				
9/13	at DAL																			
Week 2																				
Week 3																				
Week 4																				
Week 5																				
Week 6																				
Week 7																				
WITH ST. LOUIS																				
11/1	SF																			
11/8	at MIN																			
11/15	CHI																			
Week 11																				
WITH HOUSTON																				
11/29	NO																			
12/6	at BUF																			
12/13	NE																			
12/20	at IND																			
12/27	at TEN																			
1/3/16	JAX																			
Totals		0	0	0	0	0	0	0	0.0	0.0	0	0	0	0	0	0	0	0	0	0
POSTSEASON																				
Date	Opp	GP	GS	Tot	Solo	Asst	QBH	TFL	Sk	Yds	Int	Yds	Lg	TD	PD	FF	FR	Yds	TD	
1/9/16	KC (WC)																			
Totals		0	0	0	0	0	0	0	0.0	0.0	0	0	0	0	0	0	0	0	0	0

CAREER STATISTICS

REGULAR SEASON				TACKLES					SACKS		INTERCEPTIONS					FUMBLES			
Year	Team	GP	GS	Tot	Solo	Asst	QBH	TFL	Sk	Yds	Int	Yds	Lg	TD	PD	FF	FR	Yds	TD
2013	STL	2	0	1	1	0	0	0	0.0	0.0	0	0	0	0	0	0	0	0	0
Totals		2	0	1	1	0	0	0	0.0	0.0	0	0	0	0	0	0	0	0	0

TEXANS BIOS



TOM SAVAGE

QUARTERBACK | 6-4 | 228 | PITTSBURGH

Hometown: Springfield, Pa. | 3rd NFL Season | 3rd with Texans | Age: 26
 Acquired: D4-'14 | 2015 GP/GS (Playoffs): 0/0 (0/0) | Career GP/GS (Playoffs): 2/0 (0/0)
 Teams: Houston 2014-16

3

TRANSACTIONS:

Selected by the Houston Texans with the 35th pick in the fourth round (135th overall) of the 2014 NFL Draft.

2015 (Houston 0/0):

- Placed on Injured Reserve on Sept. 1 and missed the entire season

2014 (Houston 2/0):

- Inactive in Weeks 1-12
- Made his NFL debut but did not attempt a pass vs. Tennessee (11/30) in Week 13
- Active but did not play at Jacksonville (12/7) in Week 14
- Was 10-of-19 passing for 127 yards and one interception in relief of QB Ryan Fitzpatrick at Indianapolis (12/14) in Week 15. Completed his first NFL pass at 13:06 of the second quarter to WR DeAndre Hopkins for nine yards
- Inactive in Weeks 16 and 17

COLLEGE:

- Played one season (2013) at the University of Pittsburgh (Pa.) after two seasons (2009-10) at Rutgers University in New Brunswick, N.J.
- Transferred from Rutgers to the University of Arizona in Tucson, Ariz. prior to the 2011 season but was not eligible to play in games under NCAA transfer guidelines
- Transferred from Arizona to Pittsburgh prior to the 2012 season but was not eligible to play in games under NCAA transfer guidelines
- Started 28 of 31 games played
- Completed 430-of-757 passes (56.8 percent) for 5,690 yards, 37 touchdowns and 19 interceptions
- Finished with 5,371 yards in total offense

PERSONAL:

- Attended Cardinal O'Hara High School in Springfield, Pa., starting his last three seasons at quarterback for Head Coach Dan Algeo
- Completed 190-of-426 passes for 2,547 yards and 20 touchdowns
- Played in the U.S. Army All-American Bowl and the Big 33 Football Classic
- As a senior, he passed for 1,355 yards and 10 touchdowns
- Communications major
- Older brother, Bryan, played quarterback at Wisconsin (2004-05) and Hofstra (2007-08)

CAREER STATISTICS


REGULAR SEASON				PASSING										RUSHING					
Year	Team	GP	GS	Att	Cmp	Pct	Yds	Yd/A	TD	Int	Lg	Sack	Lost	Rate	Att	Yds	Avg	Lg	TD
2014	HOU	2	0	19	10	52.6	127	6.7	0	1	35	1	5	51.9	6	-6	-1.0	1	0
2015	HOU	INJURED RESERVE																	
Totals		2	0	19	10	52.6	127	6.7	0	1	35	1	5	51.9	6	-6	-1.0	1	0

ADDITIONAL CAREER STATISTICS

Fumbles/Lost: 2/1 | Fumble Recoveries: 1

CAREER GAME HIGHS

Attempts: 19 at IND, 12/14/14 | **Completions:** 10 at IND, 12/14/14 | **Passing Yards:** 127 at IND, 12/14/14
Interceptions: 1 at IND, 12/14/14 | **Passing Long:** 35 at IND, 12/14/14 | **Passer Rating:** 51.9 at IND, 12/14/14



CECIL SHORTS III

WIDE RECEIVER | 6-0 | 202 | MOUNT UNION

Hometown: Cleveland, Ohio | 6th NFL Season | 2nd with Texans | Age: 28
 Acquired: UFA-'15 (JAX) | 2015 GP/GS (Playoffs): 11/4 (1/0) | Career GP/GS (Playoffs): 61/38 (1/0)
 Teams: Jacksonville 2011-14; Houston 2015-16

TRANSACTIONS:

Selected by the Jacksonville Jaguars with the 17th pick in the fourth round (114th overall) of the 2011 NFL Draft...Signed by the Houston Texans on March 16, 2015.

CAREER:

- Joined the Texans via free agency in 2015 and was the team's third-leading receiver that season
- Led the Jaguars in receptions (176), receiving yards (2,343) and touchdowns (12) from 2011-14
- First career reception came vs. Houston (11/27/11), a 25-yard gain for a first down
- Has seven career 100-yard receiving games
- Became the fifth player in franchise history to record at least one passing completion, rushing attempt and reception in a game

2015 (Houston 11/4, 1/0):

- In his debut with the Texans, caught four passes for 57 yards (14.3 avg) vs. Kansas City (9/13)
- Recorded a team-high six receptions for 34 yards (5.7 avg.) at Carolina (9/20)
- Caught six passes for 58 yards vs. Tampa Bay (9/27)
- Totaled season highs of four punt returns for 40 yards (10.0 avg.) at Atlanta (10/4)
- Notched his third straight game with six receptions for 87 yards (10/4)
- Started his first game against his former team (2011-14) and caught four passes for 63 yards at Jacksonville (10/18)
- Inactive in Week 5 and Weeks 7-8
- Threw a 21-yard touchdown pass to RB Alfred Blue in the third quarter vs. N.Y. Jets (11/22) to give the Texans a 17-10 lead. It marked his second career passing touchdown, as he is now 3-of-3 for 53 yards, two touchdowns and a 158.3 passer rating. Also threw for a score as a member of the Jacksonville Jaguars on 12/28/14 at Houston
- The last non-quarterback to throw a touchdown for the Texans was RB Arian Foster in Week 16 vs. Baltimore (12/21/14) in 2014
- Registered a career-long 12-yard run in the first quarter vs. N.Y. Jets (11/22) and finished with four rushing attempts for 26 yards
- Became the fifth player in franchise history to record at least one passing completion, rushing attempt and reception in a game
- Caught three passes for 18 yards and a touchdown. Also rushed three times for 20 yards (6.7 avg.) vs. New Orleans (11/29)
- Scored on a 3-yard pass from Hoyer in the first quarter vs. New Orleans (11/29), giving him his second touchdown of the season and 14th of his career
- Led the team with six receptions for 91 yards, including a long of 23 yards at BUF (12/6)
- His reception total tied a single-game season-high, while his yardage total was a personal-best for 2015 (12/6)
- Returned three punts for 22 yards, averaging 7.3 yards per return vs. New England (12/13)
- Inactive in Week 16 at Tennessee (12/27) and Week 17 vs. Jacksonville (1/3/16)

2014 (Jacksonville, 13/12):

- Started in 12-of-13 games for the Jaguars at wide receiver, posting 53 receptions for 557 yards and one touchdown on 110 targets
- Recorded three receptions of 25 yards or more, 263 yards after catch, a 10.5 average yards per reception, and 26 first downs

2015 STATISTICS

REGULAR SEASON				RECEIVING						RUSHING					
Date	Opp	GP	GS	Rec	Yds	Avg	Lg	TD	Att	Yds	Avg	Lg	TD		
9/13	KC	1	0	4	57	14.3	20	0	0	0	0.0	0	0		
9/20	at CAR	1	0	6	34	5.7	16	0	0	0	0.0	0	0		
9/27	TB	1	0	6	58	9.7	18	0	0	0	0.0	0	0		
10/4	at ATL	1	0	6	87	14.5	42	1	0	0	0.0	0	0		
10/8	IND					INACTIVE									
10/18	at JAX	1	1	4	63	15.8	31	0	0	0	0.0	0	0		
10/25	at MIA					INACTIVE									
11/1	TEN					INACTIVE									
11/16	at CIN	1	1	3	16	5.3	13	0	0	0	0.0	0	0		
11/22	NYJ	1	0	2	51	25.5	35	0	4	26	6.5	12	0		
11/29	NO	1	1	3	18	6.0	8	1	3	20	6.7	7	0		
12/6	at BUF	1	0	6	91	15.2	23	0	1	1	1.0	1	0		
12/13	NE	1	1	2	9	4.5	10	0	2	0	0.0	0	0		
12/20	at IND	1	0	0	0	0.0	0	0	0	0	0.0	0	0		
12/27	at TEN					INACTIVE									
1/3/16	JAX					INACTIVE									
Totals		11	4	42	484	11.5	42	2	10	47	4.7	12	0		

POSTSEASON

Date	Opp	GP	GS	Rec	Yds	Avg	Lg	TD	Att	Yds	Avg	Lg	TD
1/9/16	KC (WC)	1	0	1	5	5.0	5	0	0	0	0.0	0	0
Totals		1	0	1	5	5.0	5	0	0	0	0.0	0	0

ADDITIONAL STATISTICS

Passing Stats: Threw a 21-yard touchdown pass to RB Alfred Blue vs. NYJ (11/22)

CAREER RECEIVING/RUSHING STATISTICS

REGULAR SEASON				RECEIVING						RUSHING					
Year	Team	GP	GS	Rec	Yds	Avg	Lg	TD	Att	Yds	Avg	Lg	TD		
2011	JAX	10	0	2	30	15.0	25	1	0	0	0.0	0	0		
2012	JAX	14	9	55	979	17.8	80	7	1	-4	-4.0	0	0		
2013	JAX	13	13	66	777	11.8	59	3	0	0	0.0	0	0		
2014	JAX	13	12	53	557	10.5	53	1	0	0	0.0	0	0		
2015	HOU	11	4	42	484	11.5	42	2	10	47	4.7	12	0		
Totals		61	38	218	2,827	13.0	80	14	11	43	3.9	12	0		

POSTSEASON

Year	Team	GP	GS	Rec	Yds	Avg	Lg	TD	Att	Yds	Avg	Lg	TD
2015	HOU	1	0	1	5	5.0	5	0	0	0	0.0	0	0
Totals		1	0	1	5	5.0	5	0	0	0	0.0	0	0

CAREER GAME HIGHS

Receptions: 10 at TEN, 10/12/14 | Receiving Yards: 143 at SEA, 9/22/13 | Receiving Long: 80t at IND, 9/23/12
 Receiving TDs: 1, 14x - last: vs. NO, 11/29/15

CAREER RETURNING STATISTICS

REGULAR SEASON				KICKOFFS				PUNTS					
Date	Opp	GP	KR	Yds	Avg	Lg	TD	PR	Yds	Avg	Lg	TD	FC
2011	JAX	10	4	82	20.5	23	0	12	50	4.2	27	0	6
2015	HOU	11	0	0	0.0	0	0	9	70	7.8	17	0	8
Totals		21	4	82	20.5	23	0	21	120	5.7	27	0	14

CAREER PASSING STATISTICS

REGULAR SEASON		PASSING										
Year	Team	Att	Cmp	Pct	Yds	Yd/A	TD	Int	Lg	Sack	Lost	Rate
2014	JAX	2	2	100.0	32	16.0	1	0	23t	0	0	158.3
2015	HOU	1	1	100.0	21	21.0	1	0	21t	0	0	158.3
Totals		3	3	100.0	53	17.7	2	0	23t	0	0	158.3

CECIL SHORTS III

- Grabbed five receptions, including a long of 53 yards, for 119 yards vs. Dallas (11/9/14)
- Notched 10 receptions for 103 yards on 16 targets at Tennessee (10/12/14)
- Posted five receptions for 35 yards and a receiving touchdown vs. Indianapolis (9/21/14)
- Logged six receptions for 76 yards on 11 targets at Baltimore (12/14/14)
- Threw a 23-yard touchdown pass vs. Houston in the season finale

2013 (Jacksonville, 13/13):

- Started in 13 games at wide receiver for the Jaguars, posting a team-leading and career-best 66 receptions for 777 yards and three touchdowns on 125 targets
- Recorded two receptions of 25 yards or more, 300 yards after catch, an 11.8 average per reception, and 41 first downs
- Led team with 10 receptions of 20-plus yards including a 59-yarder
- Had eight receptions for 143 yards and six first downs on 15 targets at Seattle (9/22)
- Posted five receptions for 74 yards and one touchdown at St. Louis (10/6)
- Logged six receptions for 64 yards and one touchdown at Cleveland (12/1)
- Ended the season on injured reserve with a groin injury and missed final three games

2012 (Jacksonville, 14/9):

- Started nine of 14 games and ranked second on the club with 55 receptions and 105 targets
- Led Jaguars in receiving yards (979), touchdowns (7), receptions of 20-plus yards (17), receptions of 50-plus yards (4), and 100-yard games (4)
- Set single-season franchise record in 2012 and ranked second in the NFL in average per reception (17.8)
- Ranked second in NFL with a franchise-record four catches of 50-plus yards including three for touchdowns and tied for second in NFL with five receiving touchdowns of 20-plus yards
- Averaged 26.5-yards per reception in five division games with 14 catches for 371 yards and four touchdowns
- Posted eight receptions for 116 yards at Green Bay (10/28)
- Notched six receptions for 105 yards and a touchdown vs. Indianapolis (11/08)
- Logged seven receptions for 77 yards and a touchdown at Buffalo (12/2)
- Missed two games with a concussion and ended the season on Injured Reserve

2011 (Jacksonville, 10/0):

- Saw action in 10 games as a rookie at WR and return specialist, finishing with two receptions for 30 yards and one touchdown
- Recorded a 20.5-yard average on four kickoff returns and 4.2-yard average on 12 punt returns
- Made NFL debut on vs. Tennessee (9/11) and returned three punts for 31 yards with a long of 27
- First career reception came vs. Houston (11/27), a 25-yard gain for a Jaguars first down
- First career touchdown reception came vs. San Diego (12/5), a five-yard pass
- Missed six games with a hamstring injury


COLLEGE:

- Played four seasons (2007-10) at the University of Mount Union in Alliance, Ohio
- Four-year letterman and three-time All-America selection, playing in 56 career games and finishing career with 78 career touchdowns (school-record 63 receiving) along with 259 receptions for 4,705 yards
- Highest drafted player in school history and first player drafted by the Jaguars from a Division III school
- Accounted for 5,989 all-purpose yards (108.9 yards per game) and 468 points scored, which are the second-most in conference history
- Two-time Ohio Athletic Conference Ed Sherman Award Winner, given to the conference's top wide receiver, and competed on Mount Union's track team as a sprinter
- Switched from quarterback to wide receiver after his sophomore year when Redskins WR Pierre Garcon graduated
- Recorded 77 receptions for 1,484 yards and 23 touchdowns, which set an Ohio Athletic Conference record, in 2008 during his first full season at wide receiver
- 57-3 in college career

PERSONAL:

- Attended Collinwood High School in Cleveland where he played for his father, Cecil Shorts Jr., and earned All-District and All-Conference selection at quarterback
- Married (Chanel) with two kids, one son, Cecil Shorts IV and one daughter, Payton
- Member of the Mount Union chapter of Fellowship of Christian Athletes
- Received All-America honors from U.S. Track & Field and Cross Country Coaches Association
- Twitter handle is @CecilShortsIII

TEXANS BIOS



JOHN SIMON

OUTSIDE LINEBACKER | 6-1 | 252 | OHIO STATE

Hometown: Youngstown, Ohio | 4th NFL Season | 3rd with Texans | Age: 25
 Acquired: FA-'14 | 2015 GP/GS (Playoffs): 16/8 (1/0) | Career GP/GS (Playoffs): 34/8 (1/0)
 Teams: Baltimore 2013-14; Houston 2014-16

51

TRANSACTIONS:

Selected by the Baltimore Ravens with the 32nd pick in the fourth round (129th overall) in the 2013 NFL Draft...Waived by the Ravens on Aug. 30, 2014...Signed to the Ravens practice squad on Aug. 31, 2014...Signed by the Houston Texans on Oct. 7, 2014...Re-signed with the Texans on April 6, 2016.

2015 (Houston 16/8, 1/0):

- Started and made four tackles (two solo) vs. Kansas City (9/13)
- Started at Carolina (9/20)
- Made one solo tackle vs. Tampa Bay (9/27)
- Recorded four tackles (two solo) at Atlanta (10/4)
- Recorded his first sack of the season after bringing down Jaguars QB Blake Bortles for an 8-yard loss in the fourth quarter at Jacksonville (10/18)
- Posted his second sack when he brought down Dolphins QB Ryan Tannehill for an 8-yard loss in the second quarter at Miami (10/25)
- Recorded back-to-back games with a sack for the second time in his career (Weeks 6-7)
- Tied for fourth on the team with six tackles (four solo). Also added a special teams tackle vs. Tennessee (11/1)
- Notched three solo tackles and a sack vs. Cincinnati (11/16)
- Split a sack with OLB Jadeveon Clowney in the fourth quarter vs. N.Y. Jets (11/22)
- Tied for the team lead with six tackles (five solo) and added a quarterback hit at Buffalo (12/6)
- Sacked Colts QB Matt Hasselbeck for a 9-yard loss in the second quarter at Indianapolis (12/20)
- Finished with five tackles (four solo), one quarterback hit and a half-sack vs. Jacksonville (1/3/16)
- Finished the year with single-season career highs in tackles (49), sacks (5.0), quarterback hits (11), tackles for loss (three) and fumble recoveries (one)

2014 (Houston 11/0):

- Made nine tackles and had 1.5 sacks in 11 games. Also had six quarterback hits, two tackles for loss, three special teams tackles and one pass defended
- Registered a sack, one tackle and a special teams tackle vs. Indianapolis in his Texans debut
- Notched a pair of quarterback hits at Tennessee (10/26) in Week 8
- Combined with DE J.J. Watt for a sack and added a quarterback hit, a pass defended, a special teams tackle and a tackle vs. Philadelphia (11/2) in Week 9
- Made a special teams tackle at Cleveland (11/16) in Week 11
- Had a career-high three tackles, a tackle for loss and a quarterback hit vs. Tennessee (11/30) in Week 13
- Made a pair of tackles and had a quarterback hit at Indianapolis (12/14) in Week 15
- Assisted on a tackle vs. Baltimore (12/21) in Week 16

2013 (Baltimore 7/0):

- Made four special teams tackles in five games for Baltimore

COLLEGE:

- Played four seasons (2009-12) at Ohio State University in Columbus, Ohio

2015 STATISTICS

REGULAR SEASON				TACKLES					SACKS		INTERCEPTIONS					FUMBLES			
Date	Opp	GP	GS	Tot	Solo	Asst	QBH	TFL	Sk	Yds	Int	Yds	Lg	TD	PD	FF	FR	Yds	TD
9/13	KC	1	1	4	2	2	0	0	0.0	0.0	0	0	0	0	0	0	0	0	0
9/20	at CAR	1	1	0	0	0	0	0	0.0	0.0	0	0	0	0	0	0	0	0	0
9/27	TB	1	0	1	1	0	0	0	0.0	0.0	0	0	0	0	0	0	0	0	0
10/4	at ATL	1	0	4	2	2	0	0	0.0	0.0	0	0	0	0	0	0	0	0	0
10/8	IND	1	0	3	3	0	0	0	0.0	0.0	0	0	0	0	0	0	0	0	0
10/18	at JAX	1	1	2	1	1	1	1	1.0	8.0	0	0	0	0	0	0	0	0	0
10/25	at MIA	1	0	6	4	2	1	1	1.0	8.0	0	0	0	0	0	0	0	0	0
11/1	TEN	1	1	6	4	2	0	0	0.0	0.0	0	0	0	0	0	0	0	0	0
11/16	at CIN	1	1	3	3	0	1	0	1.0	0.0	0	0	0	0	0	0	0	0	0
11/22	NYJ	1	0	2	1	1	1	1	0.5	2.5	0	0	0	0	0	0	0	0	0
11/29	NO	1	1	3	2	1	0	0	0.0	0.0	0	0	0	0	0	0	0	0	0
12/6	at BUF	1	1	6	5	1	1	0	0.0	0.0	0	0	0	0	0	0	0	0	0
12/13	NE	1	0	1	1	0	0	0	0.0	0.0	0	0	0	0	0	0	1	0	0
12/20	at IND	1	0	2	2	0	2	1	1.0	9.0	0	0	0	0	0	0	0	0	0
12/27	at TEN	1	1	1	1	0	3	0	0.0	0.0	0	0	0	0	0	0	0	0	0
1/3/16	JAX	1	0	5	4	1	1	0	0.5	0.5	0	0	0	0	0	0	0	0	0
Totals		16	8	49	36	13	11	3	5.0	28.0	0	0	0	0	0	0	1	0	0
POSTSEASON				TACKLES					SACKS		INTERCEPTIONS					FUMBLES			
Date	Opp	GP	GS	Tot	Solo	Asst	QBH	TFL	Sk	Yds	Int	Yds	Lg	TD	PD	FF	FR	Yds	TD
1/9/16	KC (WC)	1	0	8	5	3	0	1	0.0	0.0	0	0	0	0	0	0	0	0	0
Totals		1	0	8	5	3	0	1	0.0	0.0	0	0	0	0	0	0	0	0	0

CAREER STATISTICS

REGULAR SEASON				TACKLES					SACKS		INTERCEPTIONS					FUMBLES			
Year	Team	GP	GS	Tot	Solo	Asst	QBH	TFL	Sk	Yds	Int	Yds	Lg	TD	PD	FF	FR	Yds	TD
2013	BAL	7	0	0	0	0	0	0	0.0	0.0	0	0	0	0	0	0	0	0	0
2014	HOU	11	0	9	4	5	6	2	1.5	5.0	0	0	0	0	1	0	0	0	0
2015	HOU	16	8	49	36	13	11	3	5.0	28.0	0	0	0	0	0	0	1	0	0
Totals		34	8	58	40	18	17	5	6.5	33.0	0	0	0	0	1	0	1	0	0
POSTSEASON				TACKLES					SACKS		INTERCEPTIONS					FUMBLES			
Year	Team	GP	GS	Tot	Solo	Asst	QBH	TFL	Sk	Yds	Int	Yds	Lg	TD	PD	FF	FR	Yds	TD
2015	HOU	1	0	8	5	3	0	1	0.0	0.0	0	0	0	0	0	0	0	0	0
Totals		1	0	8	5	3	0	1	0.0	0.0	0	0	0	0	0	0	0	0	0

ADDITIONAL STATISTICS

Special Teams Tackles (11): 2013 - 4; 2014 - 3; 2015 - 4


CAREER GAME HIGHS

Tackles: 6, 3x – last: at BUF, 12/6/15 | QBH: 3 at TEN, 12/27/15 | TFL: 1, 5x – last: at IND, 12/20/15
 Sacks: 1, 5x – last: at IND, 12/20/15 | FR: 1 vs. NE, 12/13/15

- Big Ten Defensive Player of the Year (2012)
- Totaled 154 tackles (81 solo), 20.5 sacks, 10 passes defended, three fumble recoveries and 43 tackles for loss in his career
- Saw action in 50 games, including 37 consecutive starts
- First-team All-Big Ten by the media and coaches (2012)
- Two-time third-team All-American by the Associated Press (2011-12)
- Majored in sports & leisure studies

PERSONAL:

- Prepped at Cardinal Mooney High School in Youngstown, Ohio
- Two-time All-State honoree, helping his team to three state title games and a regional semifinals appearance
- Was Ohio's Division IV and NE Ohio's Defensive Player of the Year as a senior when he had 148 tackles, 13 tackles for loss, 11 sacks and three forced fumbles
- Played in the U.S. Army All-American game and was a member of the National Honor Society and a Cardinal Mooney Ambassador



CHAD SLADE

GUARD | 6-5 | 315 | AUBURN

Hometown: Moody, Ala. | 2nd NFL Season | 2nd with Texans | Age: 24
 Acquired: CFA-'15 | 2015 GP/GS (Playoffs): 0/0 (0/0) | Career GP/GS (Playoffs): 0/0 (0/0)
 Teams: Houston 2015-16

62

TRANSACTIONS:

Signed by the Houston Texans as a college free agent on May 8, 2015.

2015 (Houston 0/0):

- Placed on Injured Reserve on Sept. 1 and missed the entire season

COLLEGE:

- Played four seasons (2011-14) at Auburn (Ala.) University after redshirting the Tigers' 2010 BCS National Championship campaign
- Four-year starter on the offensive line for the Tigers
- 49 career starts, second most among SEC offensive linemen, and fourth-most in Auburn history
- Started 14 games at both guard spots in 2014
- Preseason All-SEC second team (CFB Matrix); third team (SEC media, Athlon); fourth team (Phil Steele) in 2014
- Accepted invitation to NFLPA Collegiate Bowl
- Returning starter for all 13 games at right offensive guard for the SEC Champions in 2013
- Started 12 games at right guard and left tackle in 2012
- Played in 13 games with 10 starts in 2011
- Redshirted and did not see action for the National Champions in 2010

PERSONAL:

- High School Coach: Brandon Wiley
- No. 59-ranked offensive guard by ESPN.com/Scouts Inc.
- No. 62-rated offensive guard by Scout.com
- Ranked as the No. 34 player in Alabama by SuperPrep
- Named to the All-Southeast Region team by PrepStar
- No. 38 prospect in Alabama by the Tuscaloosa News
- Birthday is May 4
- Son of Joseph and Nikki Shorter
- Majored in Sociology
- Received bachelor's degree in August, 2014

CAREER STATISTICS

REGULAR SEASON GAMES PLAYED/STARTED (PLAYOFFS):

2015 Houston: 0/0 (0/0)

TOTAL: 0/0 (0/0)



DEVON STILL

DEFENSIVE END | 6-5 | 305 | PENN STATE

Hometown: Camden, N.J. | 4th NFL Season | 1st with Texans | Age: 26
 Acquired: FA-'16 | 2015 GP/GS (Playoffs): 0/0 (0/0) | Career GP/GS (Playoffs): 30/0 (0/0)
 Teams: Cincinnati 2012-14; Houston 2016

91

TRANSACTIONS:

Selected by the Cincinnati Bengals with the 21st pick in the second round (53rd overall) of the 2012 NFL Draft...Waived by the Bengals on Aug. 30, 2014...Signed to the Bengals practice squad on Aug. 31, 2014...Signed to the Bengals active roster on Sept. 10, 2014...Re-signed with the Bengals on March 19, 2015...Waived by the Bengals on Sept. 5, 2015...Signed by the Houston Texans on Jan. 1, 2016.

2015 (0/0):

- Waived by Cincinnati on Sept. 5
- Signed by Houston to a reserve/future contract on Jan. 1, 2016

2014 (Cincinnati 12/0):

- Waived in final preseason roster cuts, he opened regular season on practice squad but was signed to roster prior to Week 2
- Played in line rotation in Weeks 2-10 and 12-15, with 19 tackles
- Inactive for three regular season games and the AFC Wild Card game
- Three tackles vs. Atlanta (9/14)
- Two tackles vs. Tennessee (9/21) and at New England (10/5)
- Three tackles vs. Baltimore (10/26) and vs. Cleveland (11/6)
- Stopped RB Alfred Blue for a one-yard gain on second-and-goal play from Cincinnati 8-yard line in third quarter, helping lead to Texans settling for a field goal and 16-13 deficit at Houston (11/28)
- Named the Bengals recipient of their 2014 Ed Block Courage Award, which goes annually to a player "demonstrating commitment to the values of sportsmanship and courage" after his four-year old daughter, Leah, was diagnosed with Stage 4 pediatric cancer prior to the 2014 season

2013 (Cincinnati 10/0):

- Played in Weeks 1-7 and 13-15 in defensive line rotation, with eight tackles, three passes defended and two quarterback pressures
- Inactive for Weeks 8-11 due to elbow injury suffered at Detroit (10/20), and inactive due to back strain for Weeks 16-17
- Placed on Reserve/Injured list on Dec. 30 prior to AFC Wild Card Playoff game
- One tackle and one quarterback pressure vs. Green Bay (9/22)
- Two tackles before leaving game due to elbow injury at Detroit (10/20)
- Returned to action and logged one pass defended at San Diego (12/1)
- Individual season-high three tackles at Pittsburgh (12/15)

2012 (Cincinnati 8/0):

- Played in eight games, totaling 20 tackles with a half sack and forced fumble
- Inactive for Games 10-17 and for the AFC Wild Card Playoff game
- Two tackles in NFL debut at Baltimore (9/10)
- Two tackles at Washington (9/23)
- Three tackles vs. Miami (10/7)
- Two tackles vs. Pittsburgh (10/21), and had shared sack and forced fumble against Steelers QB Ben Roethlisberger in second quarter, with Bengals recovering at Steelers' 8-yard line to set up touchdown on next play
- Personal season-best of seven tackles vs. Denver (11/4)

COLLEGE:

- Played four seasons (2008-11) at Penn State University in University Park, Pa., preceded by redshirt year in 2007
- Rated an elite playmaker among interior defensive linemen, he was a first-team Associated Press All-American in 2011 and also was named Big Ten Defensive Player of the Year
- After senior season, was the only defensive player among the three finalists for the 2011 Outland Trophy, which is awarded annually to the nation's top offensive or interior defensive lineman (the award went to Alabama OT Barrett Jones)
- Had 8.5 sacks and 27 tackles for loss during his final two seasons
- Started career slowly due to two serious injuries (ACL tear in 2007 and ankle fracture in 2008), but broke out with fine junior season and topped it with much better senior year
- As a senior, became first Penn State player since DE Courtney Brown in 1999 to earn Big Ten Defensive Player of the Year honors from both coaches and media, leading Big Ten's

CAREER STATISTICS

REGULAR SEASON				TACKLES					SACKS		INTERCEPTIONS					FUMBLES			
Year	Team	GP	GS	Tot	Solo	Asst	QBH	TFL	Sk	Yds	Int	Yds	Lg	TD	PD	FF	FR	Yds	TD
2012	CIN	8	0	14	5	9	1	1	0.5	2.5	0	0	0	0	0	1	0	0	0
2013	CIN	10	0	7	3	4	0	0	0.0	0.0	0	0	0	0	3	0	0	0	0
2014	CIN	12	0	19	11	8	0	0	0.0	0.0	0	0	0	0	0	0	0	0	0
2015	----			NOT ON ROSTER															
Totals		30	0	40	19	21	1	1	0.5	2.5	0	0	0	0	3	1	0	0	0

CAREER GAME HIGHS

Tackles: 5 vs. DEN 11/4/12 | QBH: 1 vs. CLE, 9/16/12 | TFL: 1 vs. PIT, 10/21/12 | Sacks: 0.5 vs. PIT, 10/21/12
 PD: 1, 3x – last: vs. IND, 12/8/13 | FF: 1 vs. PIT, 10/21/12

top scoring defense (16.8)

PERSONAL:

- Born in Camden, N.J., but hometown is Wilmington, Del.
- Attended Howard High School of Technology in Wilmington, where he played on the offensive line as well as the defensive line as both a junior and senior, earning all-state honors at both positions
- Also a member of the prep basketball and track teams
- Graduated from Penn State in December 2011 with a degree in crime, law and justice
- First name is pronounced "DEV-un."
- Cousin of two NFL All-Pro defenders, DE Art Still (Kansas City) and LB Levon Kirkland (Pittsburgh)
- Has a wife, Asha, and daughter, Leah Sari
- Named the Bengals recipient of their 2014 Ed Block Courage Award, which goes annually to a player "demonstrating commitment to the values of sportsmanship and courage" after his four-year old daughter, Leah, was diagnosed with Stage 4 pediatric cancer prior to the 2014 season. He responded to the life-changing news with an ongoing effort to raise public awareness of the struggles faced by all families struck by pediatric cancer

TEXANS BIOS



JAELEN STRONG

WIDE RECEIVER | 6-2 | 217 | ARIZONA STATE

Hometown: Philadelphia, Pa. | 2nd NFL Season | 2nd with Texans | Age: 22
 Acquired: D3-'14 | 2015 GP/GS (Playoffs): 10/1 (1/1) | Career GP/GS (Playoffs): 10/1 (1/1)
 Teams: Houston 2015-16

11

TRANSACTIONS:

Selected by the Houston Texans with the sixth pick in the third round (70th overall) of the 2015 NFL Draft.

2015 (Houston 10/1, 1/1):

- Did not play in Week 1 vs. Kansas City (9/13)
- Inactive Weeks 2-4
- Became the first player in Texans history to score two receiving touchdowns in his first career game (10/8)
- Became the second player in team history to score two receiving touchdowns in a game as a rookie (10/8)
- Became the first NFL player since Jaguars WR Allen Hurns in Week 1 of 2014 to catch two touchdowns on his first two receptions in his first career game (10/8)
- Caught a 42-yard touchdown pass from QB Brian Hoyer as time expired in the first half, which marked his first career reception, vs. Indianapolis (10/8)
- Scored on an 11-yard pass from Hoyer in the third quarter, giving him a total of two catches for 53 yards and two touchdowns in the game vs. Indianapolis (10/8)
- Inactive in Week 10 at Cincinnati (11/16) and Week 12 vs. New Orleans (11/29)
- Totaled two receptions for 23 yards and a touchdown at Indianapolis (12/20)
- Caught an 8-yard touchdown pass from QB Brandon Weeden in the fourth quarter at Indianapolis (12/20), his third receiving touchdown of the season, all coming against the Colts
- Passed WR DeAndre Hopkins (two in 2013) for the third-most receiving touchdowns by a rookie in team history

COLLEGE:

- Played two seasons (2013-14) at Arizona State University in Tempe, Ariz. after playing the 2012 season at Peirce College in Philadelphia
- Redshirted the 2011 campaign at Peirce
- Saw action in 26 career games in two seasons with the Sun Devils making 157 receptions for 2,287 receiving yards and 17 touchdowns
- His career receptions total ranks fifth all-time in school history
- Tallied four All-American Awards including *Sporting News* All-America (Second Team), *Sports Illustrated* All-America (Second Team), *CBS Sports.com* All-America (Second Team) and *ESPN.com* All-America in 2014
- Named to the Phil Steele All-Pac-12 First Team and Phil Steele All-America Third Team and was a Biletnikoff Award Semifinalist in 2014
- Recorded 82 receptions, good for third in the Arizona State record books for a single-season effort and his 1,165 yards receiving placed him fifth for single-season yardage marks as a Sun Devil, while also recording 10 touchdowns in 2014
- Had nine 100-plus yard receiving games in his career, third-most in ASU history
- Had a breakout first year as a Sun Devil recording 75 receptions for a team-high 1,122 yards and seven touchdowns on his way to Second-Team All-Pac-12 Honors in 2013
- Phil Steele First Team All-Pac-12 member and won the John Jefferson Outstanding Receiver Award winner in 2013
- Verbally committed to ASU on Christmas Day 2012
- One of the nation's most productive junior college wide receivers at Peirce College in 2012 where he caught 67 passes for 1,263 yards with 15 touchdowns in 10 games

PERSONAL:

- Graduated from West Philadelphia (Pa.) Catholic High School in 2011 and had scholarship offers from Eastern Michigan, Villanova and VMI before opting to attend Peirce College
- Had team highs of 17 receptions for 318 yards and four touchdowns as a senior
- Had a season-high 109 yards on three receptions with two touchdowns against Philadelphia (Pa.) Archbishop Ryan on Oct. 2, 2010
- Caught 24 passes for 385 yards with four touchdowns as a junior in 2009
- Posted season-bests of five receptions for 92 yards with a touchdown against Wyndmor

2015 STATISTICS

REGULAR SEASON				RECEIVING					RUSHING				
Date	Opp	GP	GS	Rec	Yds	Avg	Lg	TD	Att	Yds	Avg	Lg	TD
9/13	KC				ACTIVE, DID NOT PLAY								
9/20	at CAR				INACTIVE								
9/27	TB				INACTIVE								
10/4	at ATL				INACTIVE								
10/8	IND	1	0	2	53	26.5	42t	2	0	0	0.0	0	0
10/18	at JAX	1	0	1	5	5.0	5	0	0	0	0.0	0	0
10/25	at MIA	1	0	0	0	0.0	0	0	0	0	0.0	0	0
11/1	TEN	1	0	0	0	0.0	0	0	0	0	0.0	0	0
11/16	at CIN				INACTIVE								
11/22	NYJ	1	0	0	0	0.0	0	0	0	0	0.0	0	0
11/29	NO				INACTIVE								
12/6	at BUF	1	0	0	0	0.0	0	0	0	0	0.0	0	0
12/13	NE	1	0	1	6	6.0	6	0	0	0	0.0	0	0
12/20	at IND	1	0	2	23	11.5	15	1	0	0	0.0	0	0
12/27	at TEN	1	0	2	18	9.0	11	0	0	0	0.0	0	0
1/3/16	JAX	1	0	6	56	9.3	20	0	0	0	0.0	0	0
Totals		10	1	14	161	11.5	42t	3	0	0	0.0	0	0

POSTSEASON				RECEIVING					RUSHING				
Date	Opp	GP	GS	Rec	Yds	Avg	Lg	TD	Att	Yds	Avg	Lg	TD
1/9/16	KC (WC)	1	1	1	17	17.0	17	0	0	0	0.0	0	0
Totals		1	1	1	17	17.0	17	0	0	0	0.0	0	0

CAREER STATISTICS


REGULAR SEASON				RECEIVING					RUSHING				
Year	Team	GP	GS	Rec	Yds	Avg	Lg	TD	Att	Yds	Avg	Lg	TD
2015	HOU	10	1	14	161	11.5	42t	3	0	0	0.0	0	0
Totals		10	1	14	161	11.5	42t	3	0	0	0.0	0	0

POSTSEASON				RECEIVING					RUSHING				
Year	Team	GP	GS	Rec	Yds	Avg	Lg	TD	Att	Yds	Avg	Lg	TD
2015	HOU	1	1	1	17	17.0	17	0	0	0	0.0	0	0
Totals		1	1	1	17	17.0	17	0	0	0	0.0	0	0

CAREER GAME HIGHS

Receptions: 6 vs. JAX, 1/3/16 | **Receiving Yards:** 56 vs. JAX, 1/3/16 | **Receiving Long:** 42t vs. IND, 10/8/15
Receiving TDs: 2 vs. IND, 10/8/15

- (Pa.) La Salle College High School on Sept. 18, 2009
- Coached by Brian Fluck at West Catholic



XAVIER SU'A-FILO

GUARD | 6-4 | 307 | UCLA

Hometown: American Fork, Utah | 3rd NFL Season | 3rd with Texans | Age: 25
 Acquired: D2-'14 | 2015 GP/GS (Playoffs): 11/9 (1/1) | Career GP/GS (Playoffs): 24/10 (1/1)
 Teams: Houston 2014-16

71

TRANSACTIONS:

Selected by the Houston Texans with the first pick in the second round (33rd overall) of the 2014 NFL Draft.

2015 (Houston 11/9, 1/1):

- Inactive in Weeks 1-3
- Made his season debut playing left guard at Atlanta (10/4)
- Inactive in Week 6
- Started at left guard in Week 7
- Did not play in Week 8
- Started at left guard in Weeks 10-17 and in Wild Card Game vs. Kansas City (1/9/16)

2014 (Houston 13/1):

- Saw action in 13 games
- Made his NFL debut vs. Washington (9/7)
- Played at Oakland (9/14) in Week 2, at N.Y. Giants (9/21) in Week 3, vs. Buffalo (9/28) in Week, at Dallas (10/5) in Week 5
- Made his first career start at right guard vs. Indianapolis (10/9) in Week 6
- Played at Pittsburgh (10/20) in Week 7, at Tennessee (10/26) in Week 8, vs. Philadelphia (11/2) in Week 9, at Cleveland (11/16) in Week 11 and vs. Cincinnati (11/23) in Week 12
- Saw extended playing time at left guard vs. Tennessee (11/30) in Week 13
- Played at Jacksonville (12/7) in Week 14
- Inactive in Weeks 15-17

COLLEGE:

- Played three seasons (2009; 12-13) at the University of California, Los Angeles
- Started all 40 games that he suited up for with the Bruins, playing 21 contests at left guard and 19 at left tackle
- Began his career at UCLA in 2009
- Returned to the UCLA program in 2012 after serving two years on a Mormon Church mission to Alabama and Florida
- Recorded 43 touchdown-resulting blocks and 337 knockdowns
- Second-Team All-American (2013)
- Two-time first-team All-Pac 12 (2012,2013)

PERSONAL:

- Attended Timpview High School in Provo, Utah, playing football for Head Coach Louis Wong
- Started on the offensive line since his sophomore season
- Earned Class 4A first-team All-State honors as a junior and senior
- Helped to lead his high school team to the state championships in 2006, 2007 and 2008 and a state-record 36 consecutive wins
- Selected to play in the Under Armour All-America game
- Named Utah State 4A Offensive Player of the Year in 2008
- Fluent in Spanish

CAREER STATISTICS

REGULAR SEASON GAMES PLAYED/STARTED (PLAYOFFS):

2014 Houston: 13/1 (0/0)
 2015 Houston: 11/9 (1/1)
TOTAL: 24/10 (1/1)

TEXANS BIOS



CARLOS THOMPSON

OUTSIDE LINEBACKER | 6-5 | 243 | MISSISSIPPI

Hometown: Hollandale, Miss. | 2nd NFL Season | 2nd with Texans | Age: 25
 Acquired: CFA-'15 | 2015 GP/GS (Playoffs): 2/0 (0/0) | Career GP/GS (Playoffs): 2/0 (0/0)
 Teams: Houston 2015-16

54

TRANSACTIONS:

Signed by the Houston Texans as a college free agent on May 8, 2015.

2015 (Houston, 2/0):

- Inactive in Week 1 vs. Kansas City (9/13)
- Made his NFL debut and recorded one special teams tackle at Carolina (9/20)
- Had one special teams tackle vs. Tampa Bay (9/27)
- Placed on Injured Reserve on Sept. 30

COLLEGE:

- Played four seasons (2010-11; 13-14) at the University of Mississippi in Oxford, Miss.
- Saw action in 11 games at defensive end, recording 29 tackles and 3.0 tackles for loss as a senior in 2014
- Helped Ole Miss lead the nation in scoring defense (16.0 ppg) in 2014
- Played in five games at defensive end in 2013 but missed the last eight games with neck and shoulder strains
- Recorded seven tackles with a half sack during those five games played in 2013
- Did not see action and was redshirted in 2012
- Played in four games at defensive end, totaling seven tackles, including 2.0 tackles for loss and a sack in 2011
- Played in seven games and notched one sack in 2010

PERSONAL:

- Attended Simmons High School in Hollandale, Miss.
- A U.S. Army and SuperPrep All-American
- Named to the PrepStar and SuperPrep preseason All-America teams
- Earned first team All-State honors from The Clarion-Ledger and second team All-State honors from the Mississippi Association of Coaches as a senior
- Named to The Clarion-Ledger's Dandy Dozen team and rated the No. 2 on its Top 10 Most Wanted list
- Rated the No. 3 player in the state and the No. 32 DL in the nation by SuperPrep
- Ranked the No. 4 player in Mississippi, the No. 9 DE and the No. 175 player overall in the nation by Rivals.com
- Listed as the No. 4 player in Mississippi and the No. 17 DT and No. 137 player overall in the country by Scout.com
- Ranked the No. 3 player in Mississippi by the Sun Herald
- Rated as the No. 41 DE in the country by ESPN.com
- Totaled 71 tackles and 15 sacks as a senior
- Posted 115 tackles and 10 sacks as a junior
- Coached in high school by his father, Carlos Thompson
- Son of Carlos Thompson
- Born on Feb. 16, 1992
- Majored in criminal justice
- Made U.M.A.A. Honor Roll for Fall 2014

2015 STATISTICS

REGULAR SEASON				TACKLES					SACKS		INTERCEPTIONS					FUMBLES			
Date	Opp	GP	GS	Tot	Solo	Asst	QBH	TFL	Sk	Yds	Int	Yds	Lg	TD	PD	FF	FR	Yds	TD
9/13	KC			INACTIVE															
9/20	at CAR	1	0	0	0	0	0	0	0.0	0.0	0	0	0	0	0	0	0	0	0
9/27	TB	1	0	0	0	0	0	0	0.0	0.0	0	0	0	0	0	0	0	0	0
10/4	at ATL			INJURED RESERVE															
10/8	IND			INJURED RESERVE															
10/18	at JAX			INJURED RESERVE															
10/25	at MIA			INJURED RESERVE															
11/1	TEN			INJURED RESERVE															
11/16	at CIN			INJURED RESERVE															
11/22	NYJ			INJURED RESERVE															
11/29	NO			INJURED RESERVE															
12/6	at BUF			INJURED RESERVE															
12/13	NE			INJURED RESERVE															
12/20	at IND			INJURED RESERVE															
12/27	at TEN			INJURED RESERVE															
1/3/16	JAX			INJURED RESERVE															
Totals		2	0	0	0	0	0	0	0.0	0.0	0	0	0	0	0	0	0	0	0

CAREER STATISTICS

REGULAR SEASON				TACKLES					SACKS		INTERCEPTIONS					FUMBLES			
Date	Opp	GP	GS	Tot	Solo	Asst	QBH	TFL	Sk	Yds	Int	Yds	Lg	TD	PD	FF	FR	Yds	TD
2015	HOU	2	0	0	0	0	0	0	0.0	0.0	0	0	0	0	0	0	0	0	0
Totals		2	0	0	0	0	0	0	0.0	0.0	0	0	0	0	0	0	0	0	0

TEXANS BIOS



ERIC TOMLINSON

TIGHT END | 6-6 | 263 | TEXAS-EL PASO

Hometown: Klein, Texas | 1st NFL Season | 1st with Texans | Age: 24
 Acquired: FA-'15 | 2015 GP/GS (Playoffs): 0/0 (0/0) | Career GP/GS (Playoffs): 0/0 (0/0)
 Teams: Philadelphia 2015; Houston 2015-16

83

TRANSACTIONS:

Signed by the Philadelphia Eagles as a college free agent on May 2, 2015...Waived by the Eagles on Sept. 5, 2015...Signed to the Houston Texans practice squad on Sept. 8, 2015...Signed by the Texans on Jan. 11, 2016.

2015 (Houston 0/0):

- Signed as a rookie free agent with the Eagles but was released after training camp
- Spent the entire regular season on the Texans practice squad

COLLEGE:

- Played four seasons (2011-14) at the University of Texas at El Paso (Texas)
- Appeared in 45 career games with 31 starts for the Miners
- Finished his college career with 59 catches for 547 yards (9.3 avg.) and four touchdowns
- Named to the Midseason John Mackey Watch List as a senior in 2014
- Started 11 games as a senior in 2014 and was named All-Conference USA honorable mention for the third time in four years after snagging 19 receptions for 134 yards and a touchdown
- Was a team captain during his senior season
- Used extensively as a blocking tight end, Tomlinson helped the Miners ground game average 212.7 yards per game, good for the third-highest mark in the conference
- Started all 12 games as a junior in 2013 and set career highs in receptions (30) and receiving yards (304)
- Earned All-C-USA honorable mention for his junior campaign
- His 30 receptions in 2013 ranked second on the team and marked the most by a UTEP tight end since 2008
- Played in 10 games with three starts as a sophomore in 2012 and caught four passes for 26 yards
- Was a C-USA All-Freshman selection as a redshirt freshman in 2011 after he played in 12 games with five starts and snagged six receptions for 83 yards and two scores

PERSONAL:

- A two-year starter and letterwinner at Klein (Texas) High School
- Named second-team All-District 13-5A (defense) as both a junior and senior
- Also was a three-year starter in basketball
- Was a member of the National Honor Society
- Participated in mission trips every summer with his church
- Began playing football in the third grade at the age of eight
- Son of Suzy Tomlinson and has one brother and one sister. Suzy owns her own home healthcare company
- Has a pet boxer named Rocky
- Graduated with degrees in finance and management
- Born in Oklahoma City

CAREER STATISTICS

REGULAR SEASON				RECEIVING					RUSHING				
Year	Team	GP	GS	Rec	Yds	Avg	Lg	TD	Att	Yds	Avg	Lg	TD
2015	HOU												
PRACTICE SQUAD													
Totals		0	0	0	0	0.0	0	0	0	0	0.0	0	0



TONY WASHINGTON JR.

OUTSIDE LINEBACKER | 6-4 | 247 | OREGON

Hometown: West Los Angeles, Calif. | 1st NFL Season | 1st with Texans | Age: 24
 Acquired: CFA-'15 | 2015 GP/GS (Playoffs): 0/0 (0/0) | Career GP/GS (Playoffs): 0/0 (0/0)
 Teams: Houston 2015-16

49

TRANSACTIONS:

Signed by the Houston Texans as a college free agent on May 8, 2015...Waived by the Texans on Sept. 11, 2015...Signed to the Texans practice squad on Dec. 8, 2015...Released from the Texans practice squad on Dec. 23, 2015... Signed by the Texans on Jan. 11, 2016.

2015 (Houston 0/0):

- Signed by the Texans as a college free agent and spent most of the season on practice squad

COLLEGE:

- Played four seasons (2011-14) at the University of Oregon in Eugene, Ore. after redshirting the 2010 campaign
- Ranked ninth on the team in tackles (60), second in tackles for loss (11.5), and second in quarterback sacks (6.0) in 2014
- 15-game starter and tied for third in the Pac-12 with three fumble recoveries and three forced fumbles in 2014
- Jarred the football loose from Florida State QB Jameis Winston and returned it for a 58-yard touchdown in the Rose Bowl in 2014
- Ducks' eighth-leading tackler and earned Pac-12 honorable mention all-conference acclaim after finishing 13th in the country (3rd in the league) with four forced fumbles in 2013
- The first-year starter opened all 13 games, finishing with 60 tackles and team highs in tackles for loss (12-50 yards) and quarterback sacks (7.5) in 2013
- Played in all 13 games and finished the year with 20 tackles (12 solo) in 2012
- Appeared in 10 games, totaling 18 tackles in 2011 while earning Pac-12 Academic All-Conference Honorable Mention
- Member of the scout team during his redshirt year in 2010

PERSONAL:

- Attended Los Osos High School in Rancho Cucamonga, Calif., where he played for Head Coach Tom Martinez
- San Bernardino Prep Sports All-Baseline Defensive MVP
- MaxPreps California Division 1 All-State second team defense
- All-Inland Valley first team defense
- All-CIF Southern Section Central Division
- Daily Bulletin All-Star Football first team defender
- Made 87 tackles his senior year, with a team-high 11.5 sacks and two fumble recoveries
- As a junior, recorded 45 tackles and 6.5 sacks
- Rated a three-star recruit by Scout.com, Rivals.com and ESPN.com
- Parents are Monique and the late Tony Washington, Sr.
- Has one brother and one sister

2015 STATISTICS

REGULAR SEASON				TACKLES					SACKS		INTERCEPTIONS					FUMBLES				
Date	Opp	GP	GS	Tot	Solo	Asst	QBH	TFL	Sk	Yds	Int	Yds	Lg	TD	PD	FF	FR	Yds	TD	
Week 1																				
Week 2																				
Week 3																				
Week 4																				
Week 5																				
Week 6																				
Week 7																				
Week 8																				
Week 9																				
Week 10																				
Week 11																				
Week 12																				
Week 13																				
12/13	NE																			
12/20	at IND																			
Week 16																				
Week 17																				
Totals			0	0	0	0	0	0	0.0	0.0	0	0	0	0	0	0	0	0	0	0
REGULAR SEASON				TACKLES					SACKS		INTERCEPTIONS					FUMBLES				
Date	Opp	GP	GS	Tot	Solo	Asst	QBH	TFL	Sk	Yds	Int	Yds	Lg	TD	PD	FF	FR	Yds	TD	
Wild Card																				
Totals			0	0	0	0	0	0	0.0	0.0	0	0	0	0	0	0	0	0	0	0



J.J. WATT

DEFENSIVE END | 6-5 | 289 | WISCONSIN

Hometown: Pewaukee, Wisc. | 6th NFL Season | 6th with Texans | Age: 27
 Acquired: D1-'11 | 2015 GP/GS (Playoffs): 16/16 (1/1) | Career GP/GS (Playoffs): 80/80 (5/5)
 Teams: Houston 2011-16

99

TRANSACTIONS:

Selected by the Houston Texans with the 11th pick in the first round (11th overall) of the 2011 NFL Draft...Signed a contract extension with the Texans on Sept. 2, 2014.

HONORS:

- Three-time Associated Press and PFWA NFL Defensive Player of the Year (2012, 2014, 2015)
- Four-time Associated Press First-Team All-Pro (2012-15)
- Four-time Pro Bowl selection (2012-15) and 2014 Pro Bowl Captain
- NFL 101 AFC Defensive Player of the Year (2012, 2014, 2015)
- Pro Football Weekly/PFWA Defensive Most Valuable Player (2012, 2014, 2015)
- Four-time PFW First-Team All-Pro (2012-15)
- Six-time AFC Defensive Player of the Week (Week 2, 2012; Week 15, 2012; Week 4, 2014; Week 11, 2014; Week 11, 2015; Week 17, 2015) - second-most all-time
- Five-time AFC Defensive Player of the Month (September, 2012; December, 2012; September, 2014; December, 2014; November, 2015)
- USA Football All-Fundamentals Team (2012)
- Houston Texans Rookie of the Year (2011)
- Pro Football Weekly/PFWA All-Rookie Team (2011)
- USA Today All-Joe Team (2011)
- Two-time NFL sack leader (2012, 2015)
- 2014 Bert Bell Award winner

CAREER:

- 2011 first-round draft choice who has started every game in his career
- Has recorded 74.5 sacks, 12 fumble recoveries, 15 forced fumbles and 45 passes defended in his career
- Passed Derrick Thomas (66.0) for the second-most career sacks in a player's first five seasons in NFL history
- In his 75th career game, became the second-fastest player in NFL history to reach 70.0 sacks (Reggie White, 57 games)
- Recorded his third career 15.0-sack season (2012, 2014, 2015), which is tied for the second-most in the NFL since 1982. Reggie White is the only other player to notch three 15.0-sack seasons in his first five years in the league
- Leads the NFL with 209 quarterback hits and 132 tackles for loss and ranks first in the NFL in sacks since entering the league in 2011
- Has 21 career games with 2.0-or-more sacks, the second-most of any player in his first five seasons in NFL history
- Has five games with 3.0-or-more sacks in his career
- Notched his fourth straight season with 10.0-or-more sacks, which is the longest active streak in the NFL
- The first Texan with four seasons (2012-15) of 10.0-or-more sacks in his career (no other player in franchise history has three)
- The second Texan with 50 sacks in a career (Mario Williams, 53)
- Ranks first in franchise history with 74.5 sacks

2015 STATISTICS

REGULAR SEASON				TACKLES					SACKS		INTERCEPTIONS					FUMBLES			
Date	Opp	GP	GS	Tot	Solo	Asst	QBH	TFL	Sk	Yds	Int	Yds	Lg	TD	PD	FF	FR	Yds	TD
9/13	KC	1	1	9	9	0	3	6	2.0	10.0	0	0	0	0	0	0	0	0	0
9/20	at CAR	1	1	5	4	1	2	1	1.0	4.0	0	0	0	0	2	0	0	0	0
9/27	TB	1	1	5	2	3	3	1	0.0	0.0	0	0	0	0	0	0	0	0	0
10/4	at ATL	1	1	5	4	1	1	3	1.0	8.0	0	0	0	0	2	0	0	0	0
10/8	IND	1	1	2	0	2	1	0	0.0	0.0	0	0	0	0	0	0	0	0	0
10/18	at JAX	1	1	2	2	0	2	0	0.0	0.0	0	0	0	0	1	0	0	0	0
10/25	at MIA	1	1	7	6	1	4	3	2.0	20.0	0	0	0	0	0	0	0	0	0
11/1	TEN	1	1	5	3	2	10	1	2.5	13.5	0	0	0	0	0	1	0	0	0
11/16	at CIN	1	1	2	2	0	2	1	1.0	8.0	0	0	0	0	0	0	0	0	0
11/22	NYJ	1	1	8	8	0	6	5	2.0	14.0	0	0	0	0	0	0	0	0	0
11/29	NO	1	1	5	3	2	8	2	2.0	10.0	0	0	0	0	0	0	0	0	0
12/6	at BUF	1	1	4	2	2	0	1	0.0	0.0	0	0	0	0	0	0	0	0	0
12/13	NE	1	1	3	3	0	1	1	0.0	0.0	0	0	0	0	0	0	0	0	0
12/20	at IND	1	1	4	2	2	1	0	0.0	0.0	0	0	0	0	0	0	0	0	0
12/27	at TEN	1	1	2	2	0	2	1	1.0	7.0	0	0	0	0	1	1	0	0	0
1/3/16	JAX	1	1	8	5	3	4	3	3.0	23.0	0	0	0	0	2	1	0	0	0
Totals		16	16	76	57	19	50	29	17.5	117.5	0	0	0	0	8	3	1	0	0

POSTSEASON				TACKLES					SACKS		INTERCEPTIONS					FUMBLES			
Date	Opp	GP	GS	Tot	Solo	Asst	QBH	TFL	Sk	Yds	Int	Yds	Lg	TD	PD	FF	FR	Yds	TD
1/9/16	KC (WC)	1	1	1	0	1	0	0	0.0	0.0	0	0	0	0	0	0	0	0	0
Totals		1	1	1	0	1	0	0	0.0	0.0	0	0	0	0	0	0	0	0	0

CAREER STATISTICS

REGULAR SEASON				TACKLES					SACKS		INTERCEPTIONS					FUMBLES			
Year	Team	GP	GS	Tot	Solo	Asst	QBH	TFL	Sk	Yds	Int	Yds	Lg	TD	PD	FF	FR	Yds	TD
2011	HOU	16	16	56	49	7	19	13	5.5	47.5	0	0	0	0	4	0	2	2	0
2012	HOU	16	16	81	69	12	43	39	20.5	138.5	0	0	0	0	16	4	2	0	0
2013	HOU	16	16	80	65	15	46	22	10.5	70.5	0	0	0	0	7	4	2	0	0
2014	HOU	16	16	78	59	19	51	29	20.5	140.0	1	80	80t	1	10	4	5	56	1
2015	HOU	16	16	76	57	19	50	29	17.5	117.5	0	0	0	0	8	3	1	0	0
Totals		80	80	371	299	72	209	132	74.5	514.0	1	80	80t	1	45	15	12	58	1

POSTSEASON				TACKLES					SACKS		INTERCEPTIONS					FUMBLES			
Year	Team	GP	GS	Tot	Solo	Asst	QBH	TFL	Sk	Yds	Int	Yds	Lg	TD	PD	FF	FR	Yds	TD
2011	HOU	2	2	14	11	3	4	4	3.5	29.0	1	29	29t	1	1	0	0	0	0
2012	HOU	2	2	9	6	3	3	3	1.5	13.5	0	0	0	0	2	0	0	0	0
2015	HOU	1	1	1	0	1	0	0	0.0	0.0	0	0	0	0	0	0	0	0	0
Totals		5	5	24	17	7	7	7	5.0	42.5	1	29	29t	1	3	0	0	0	0

ADDITIONAL REGULAR SEASON STATISTICS

Blocked Kicks (4): 22-yard FG attempt by Dan Carpenter vs. Miami, 9/18/11; 42-yard attempt by Adam Vinatieri vs. Indianapolis, 11/3/13; 49-yard attempt by Josh Scobee vs. Jacksonville, 11/24/13; PAT attempt by Kai Forbath vs. Washington, 9/7/14
Receiving Touchdowns (3): 1-yard reception from Ryan Fitzpatrick at Oakland, 9/14/14; 2-yard reception from Ryan Mallett at Cleveland, 11/16/14; 1-yard reception from Ryan Fitzpatrick vs. Tennessee, 11/30/14

ADDITIONAL POSTSEASON STATISTICS

Touchdowns: Intercepted a pass in the second quarter and returned it 29 yards for a touchdown in 2011 Wild Card vs. Cincinnati (1/7/12)
Offensive Stats: Had one rushing attempt for a loss of one yard in AFC Wild Card game vs. Kansas City (1/9/16)

CAREER GAME HIGHS

Tackles: 10 vs. IND, 12/16/12 | **Sacks:** 3.0, 5x – last: vs. JAX, 1/3/16 | **TFL:** 6, 2x – last: vs. KC, 9/13/15 | **QBH:** 10 vs. TEN, 11/1/15
PD: 3, 4x – last: vs. IND, 10/9/14 | **FF:** 2 at ARI, 11/10/13 | **FR:** 2 at ARI, 11/10/13 | **Blocked FG:** 1, 4x – last: vs. WAS, 9/7/14

- Owns the three highest single-season sack totals in team history (2012, 2014, 2015)
- Posted 50-or-more quarterback hits in two straight seasons (2014-15)
- Has blocked four kicks in his career, including a franchise-record two in 2013
- One of two players to record 10 sacks and 10 passes defended in two different seasons since 1991 (Jason Taylor)
- Posted his fourth straight season (2012-15) with 40-or-more quarterback hits and reached 200 career quarterback hits. His last four seasons are currently the top four single-season

J.J. WATT

quarterback hit totals since 2006

- His 36.5 sacks through his first three seasons are the seventh-most in NFL history for a player through their first three seasons
- Became first player in NFL history with 14 passes defended and 14 sacks in the same season in 2012
- His 36.5 combined sacks and passes defended in 2012 were the most by a player since 1991, when passes defended became an official statistic
- Emerged on the national scene in the playoffs following the 2011 season with 3.5 sacks and an interception return for a touchdown in the postseason
- Extended his streak of consecutive regular season games started to 80, which ranks third among active NFL defensive ends

2015 (Houston 16/16, 1/1):

- Finished with nine tackles (all solo), including six for a loss and 2.0 sacks vs. Kansas City (9/13)
- His six tackles for loss tied a single-game career-high (vs. Indianapolis, 12/16/12)
- His 2.0 sacks tied for the most in a season opener in franchise history (Mario Williams, three times, last vs. Indianapolis, 9/11/11)
- Registered his 58th career sack in the second quarter when he brought down Chiefs QB Alex Smith for a 9-yard loss
- Made his 59th career sack in the third quarter, bringing down Smith for a 1-yard loss
- Became the eighth player in team history to record 300 career tackles (304)
- Posted a sack in the fourth straight home opener (2012-15) of his career
- Recorded a sack in his sixth straight game dating back to 2014, which surpassed his previous career long of five games (Weeks 6-11, 2014)
- Notched his second straight multiple-sack game dating back to 2014, which is the second-longest streak of his career (three games, Weeks 13-15, 2014)
- Recorded his 60th career sack in his 66th career game, which is the second-fastest in NFL history behind only Reggie White who accomplished the feat in his 47th game (9/20)
- Had a streak of seven consecutive games with a sack (9/20)
- Contributed with five tackles (four solo), 1.0 sack, one tackle for loss, two passes defended and two quarterback hits at Carolina (9/20)
- Tied for second on the team with five tackles (two solo). Also added one tackle for loss and a team-leading three quarterback hits vs. Tampa Bay (9/27). It marked his eighth consecutive game with multiple quarterback hits
- Registered a pass defended and sack on back-to-back plays in the second quarter. Tallied two passes defended in the first half at Atlanta (10/4)
- Finished the game with four tackles (three solo), three tackles for loss, two passes defended and a sack at Atlanta (10/4)
- Contributed with two tackles and a quarterback hit vs. Indianapolis (10/8)
- Tallied his fifth pass defended of the season and 42nd of his career in the third quarter at Jacksonville (10/18)
- Added two solo tackles and one quarterback hit in the game at Jacksonville (10/18)
- Finished second on the team with seven tackles (six solo) and recorded 2.0 sacks, four quarterback hits and three tackles for loss at Miami (10/25)
- Set a single-game career high with 10 quarterback hits vs. Tennessee (11/1)
- Finished the game with five tackles (three solo), 10 quarterback hits, 2.5 sacks, one tackle for loss and one forced fumble vs. Tennessee (11/1)
- Through eight games in 2015, had more tackles (40), sacks (8.5), quarterback hits (25) and tackles for loss (15) than he did through as many games in 2014, when he was named Associated Press Defensive Player of the Year
- Picked up his first sack of the game when he took down Titans QB Zach Mettenberger for an 8-yard loss on the final play of the third quarter vs. Tennessee (11/1)
- Recorded his first strip-sack of the season when he brought down Titans QB Zach Mettenberger for a 4-yard loss in the fourth quarter and DE Jared Crick recovered the fumble on the Titans' 10-yard line (11/1)
- Split a 9-yard sack of Mettenberger in the fourth quarter (11/1) with OLB Whitney Mercilus, bringing his game total to 2.5
- Passed Derrick Thomas (66.0) for the second-most career sacks in a player's first five seasons in NFL history
- Finished with two solo tackles, two quarterback hits and 1.0 sack for a loss of eight yards vs. Cincinnati (11/16)
- Led the team with eight solo tackles, including five for loss, 2.0 sacks and five quarterback hits vs. N.Y. Jets (11/22)
- Notched his fourth straight season with 10.0-or-more sacks, which is the longest active streak in the NFL
- His tackles for loss total (11/22) was his highest since Week 1 against Kansas City (6)
- Finished the game with five tackles (three solo), 2.0 sacks and eight quarterback hits vs. New Orleans (11/29)
- In his 75th career game, became the second-fastest player in NFL history to reach 70.0 sacks (Reggie White, 57 games)
- Posted his fourth straight season with 40-or-more quarterback hits and reached 200 career quarterback hits
- Recorded his fifth straight game with a sack, tied for the third-longest streak in Texans history and tied for the longest active streak in the NFL. It also marked Watt's fifth career five-or-more-game sack streak

- Named AFC Defensive Player of the Month for November (fifth time in his career)
- Totaled four tackles (two solo), including one for loss, at Buffalo (12/6)
- Registered three tackles (two solo), including one for loss, vs. New England (12/13)
- Recorded a tackle for loss in the third quarter vs. New England (12/13), his 25th of the season and 128th of his career
- Registered four tackles (two solo) and one quarterback hit at Indianapolis (12/20)
- Recorded two solo tackles, 1.0 sack, one tackle for loss, two quarterback hits, one forced fumble and one pass defended at Tennessee (12/27)
- Registered a sack-forced fumble on Titans QB Zach Mettenberger in the fourth quarter at Tennessee (12/27)
- Has recorded 15.5 career sacks in 10 games against Tennessee, which is his highest total against any team. He has notched 2.0-or-more sacks in three of the last four games against the Titans and in six overall in the series
- Led the team with eight tackles (five solo), to go along with a single-game season-high 3.0 sacks, three tackles for loss, four quarterback hits, two passes defended, one forced fumble and one fumble recovery vs. Jacksonville (1/3/16)
- Finished the year with 76 tackles (57 solo), 17.5 sacks, 29 tackles for loss, 50 quarterback hits, eight passes defended, three forced fumbles and one fumble recovery
- His sack total ranks as the third-highest single-season mark in franchise history behind his 20.5 sacks in 2012 and 2014
- Recorded his third career 15.0-sack season, which is tied for the second-most in the NFL since 1982. Reggie White is the only other player to notch three 15.0-sack seasons in his first five years in the league
- Posted 50-or-more quarterback hits for the second straight season (51 in 2014)
- Brought down Jaguars QB Blake Bortles for an 8-yard loss on Jacksonville's first offensive possession of the game (1/3/16)
- Sacked Jaguars QB Blake Bortles for a 9-yard loss in the third quarter, his second sack of the day vs. Jacksonville (1/3/16)
- Recorded a sack-forced fumble on Jaguars QB Blake Bortles in the fourth quarter vs. Jacksonville (1/3/16), his second strip-sack of the season
- Deflected two passes vs. Jacksonville (1/3), giving him eight for the season and 45 for his career
- Recovered a fumble by Jaguars RB Denard Robinson in the second quarter vs. Jacksonville (1/3/16), his first fumble recovery of the season and 12th of his career. ILB Brian Cushing forced the fumble on the play
- Named AFC Defensive Player of the Week in Week 17
- Extended his streak of consecutive games started to 80, which ranks third among active NFL defensive ends
- Finished with one tackle in Wild Card Game vs. Kansas City (1/9/16) and passed DB Daniele Manning (23) for the second-most career tackles in Texans postseason history

2014 (Houston 16/16):

- Started and played in every game for the fourth consecutive season. Totaled 78 tackles, 20.5 sacks, 29 tackles for loss, 50 quarterback hits, five fumble recoveries and four forced fumbles
- Tied his career high with 20.5 sacks and became the first player in NFL history with 20 or more sacks in two different seasons (2012 and 2014)
- Named the AFC Defensive Player of the Month twice (September and December)
- Recorded five total touchdowns (three receiving, one interception return and one fumble return) and a safety to finish with 32 points scored
- Recorded a sack, 3.0 tackles, five quarterback hits, 2.0 tackles for loss and recovered a fumble vs. Washington (9/7)
- Became the first defensive player in franchise history to score from scrimmage on a 1-yard touchdown reception at Oakland (9/14)
- Tallied seven tackles (five solo), two tackles for loss, a sack, one pass defended and a quarterback hit against N.Y. Giants (9/21) in Week 3
- Notched his first career regular season interception and returned it 80 yards for a touchdown, which is tied for the sixth longest return in NFL history for a defensive lineman, in Week 4 vs. Buffalo (9/28). Also had a career-high nine quarterback hits, five tackles and a pass defended
- Made four solo tackles at Dallas (10/5) in Week 5
- Scored his third touchdown of the season on a 45-yard fumble return in the fourth quarter vs. Indianapolis (10/9) in Week 6. Now has the most touchdowns by a defensive lineman in a single season since William "Refrigerator" Perry had three in 1985. Finished the game with seven tackles, 2.0 sacks, three tackles for loss, four quarterback hits and three passes defended. Set a franchise record for sacks through the first four seasons of a career with 40.5
- Became the franchise all-time leader in fumble recoveries when he recovered his ninth career fumble in the first quarter on Whitney Mercilus' sack-fumble of Ben Roethlisberger at Pittsburgh (10/20) in Week 7. Recorded his fifth sack of the season, dropping Roethlisberger for a 9-yard loss in the second quarter. Finished the game with three tackles, a tackle for loss and two quarterback hits to go along with his sack and fumble recovery
- Had the 12th multi-sack game of his career and second this season with 2.0 sacks at Tennessee (10/26) in Week 8. Also recorded his first forced fumble of the season on the third play of the second half, dropping Titans QB Zach Mettenberger for an 8-yard loss. Also had three tackles, two tackles for loss, two quarterback hits and a pass defended
- Recorded 1.5 sacks and tied a season high with seven tackles vs. Philadelphia (11/2) in Week 9. Also had five quarterback hits, including one that led to CB A.J. Bouye's 51-yard

J.J. WATT

interception return for touchdown. Has at least one sack in four straight games

- Caught his second touchdown pass of the season on a 2-yard pass from QB Ryan Mallett in the first quarter at Cleveland (11/16). It was Watt's fourth overall touchdown of the season. He became the first defensive lineman since 1948 to have four touchdowns in a season. N.Y. Giants DE Ray Poole and Los Angeles Rams DE Jack Zilly both had four overall touchdowns in 1948. Became the first player since Chicago Bears DB J.C. Caroline in 1956 to score multiple touchdowns on offense and defense in the same season. Finished the game with five tackles, a season-high three tackles for loss, a sack, a forced fumble and a fumble recovery. Named AFC Defensive Player of the Week for his performance
- Had a season-high-tying seven tackles, a tackle for loss, a quarterback hit and a pass defended vs. Cincinnati (11/23) in Week 12
- Recorded two sacks, one tackle for loss, a forced fumble, fumble recovery, six quarterback hits and caught a 1-yard touchdown pass in the fourth quarter vs. Tennessee (11/30) in Week 13. Became the first defensive lineman since Chicago Bears DE Connie Mack Berry in 1944 to have at least five touchdowns in a season. Sacked Titans QB Jake Locker, forced a fumble and returned the ball 11 yards in the fourth quarter. Set a franchise record with his fifth fumble recovery of the season. Tied DE Mario Williams' (2006-11) franchise record of 11 forced fumbles and has three on the year. Has 11.5 sacks this season and is the first Texan with three seasons of 10 or more sacks in his career
- Sacked Jaguars QB Blake Bortles three times for 17 yards in Week 14 (12/7). It was his third career 3.0-sack game (at Detroit, 11/22/12 and vs. Indianapolis, 12/16/12 were the others). Posted a season-high four tackles for loss and had five quarterback hits, giving him three consecutive seasons with 40-or-more quarterback
- Had two sacks at Indianapolis (12/14) in Week 15 to tie DE Mario Williams (2006-11) for the most sacks in franchise history (53.0). Also had six tackles, two tackles for loss, two quarterback hits and a pass defended. Joined DE Jason Taylor as the only player to record 10.0 sacks and 10 passes defended in two different seasons since 1991
- Became Texans all-time sack leader with 54.0 sacks in Week 16 vs. Baltimore (12/21) when he sacked Ravens QB Joe Flacco on fourth-and-10 in the fourth quarter. Also tackled Flacco for loss on a two-point conversion in the fourth quarter. Added a team-high and season-high eight tackles, four quarterback hits and three tackles for loss
- Became the first player in NFL history to record two seasons with more than 20 sacks (20.5 in 2012 and again in 2014), as he finished with 3.0 sacks, four tackles for loss, three quarterback hits, a forced fumble, safety and team-high six tackles vs. Jacksonville (12/28) in Week 17. Had 2.0-or-more sacks in all six division games this season and six sacks in two games against Jacksonville

2013 (Houston 16/16):

- Started in all 16 games and led the NFL in quarterback hits (46) and was second in tackles for loss (22) while setting a career high with 117 tackles (71 solo) to go along with a team-best 10.5 sacks, seven passes defended, four forced fumbles, two fumble recoveries and two blocked kicks
- Recorded eight tackles (seven solo), two sacks and two passes defended vs. Tennessee (9/15)
- Tied for a team high with 10 tackles (seven solo) and a sack at Baltimore (9/22)
- Recorded 12 tackles (seven solo) and 0.5 sacks vs. Seattle (9/29)
- Recorded nine tackles (five solo), 1.0 sack and a forced fumble at Kansas City (10/20)
- Recorded eight tackles (four solo), 1.0 sack, one pass defended and blocked a field goal attempt vs. Indianapolis (11/3)
- Notched seven tackles (five solo), one sack and set career highs with two forced fumbles and two fumble recoveries at Arizona (11/10)
- Tallied 2.0 sacks along with 13 tackles (eight solo) vs. Oakland (11/17). His 2.0 sacks marked the ninth time in his career that he has recorded at least two in a game
- Added another sack vs. Jacksonville (11/24), his fifth consecutive game with at least 1.0 sack (second-longest streak in his career). Blocked a field goal, setting a franchise record with two blocked in a season
- Totaled nine solo tackles, 1.0 sack, a season-high five tackles for loss, a pass defended and forced a fumble at Tennessee (12/29)

2012 (Houston 16/16, 2/2):

- Named the AP Defensive Player of the Year after he led the NFL with a franchise single-season record 20.5 sacks on the season, the 9th player in NFL history with 20-plus sacks
- Set a league season record for defensive linemen with 16 passes defended
- Earned AP First-Team All-Pro honors and was selected as Pro Bowl starter for the AFC after leading the Texans with 107 tackles (85 solo), 16 passes defended, four forced fumbles and two recoveries
- Contributed to 95 plays that either resulted in no gain or negative yardage
- Had six tackles (four solo), 1.5 sacks, and three passes defended, two of which were intercepted by his teammates in the season opener vs. Miami (9/9)
- Set a career high with nine tackles (six solo) to go along with 1.5 sacks, two passes defended and a fumble recovery at Jacksonville (9/16), earning AFC Defensive Player of the Week Honors
- Led the defense with 10 tackles while sacking Broncos QB Peyton Manning 2.5 times at Denver (9/23)
- Recorded seven tackles (five solo) including 2.0 sacks and recovered a fumble at Tennessee

(9/30)

- Extended his sack streak to five games with one of Jets QB Mark Sanchez to go along with a team-high nine tackles (six solo) and three passes defended at N.Y. Jets (10/8)
- Made seven tackles (six solo) including 2.0 sacks of Aaron Rodgers vs. Green Bay (10/14)
- Tipped a pass vs. Baltimore (10/21) that was intercepted for the fourth time, getting a hand on a Ravens QB Joe Flacco pass that was returned for a touchdown by CB Johnathan Joseph
- Sacked Bills QB Ryan Fitzpatrick for a 6-yard loss vs. Buffalo (11/4) to become the third Texans player to record 10.0-or-more sacks in a season
- Registered 10 tackles (nine solo), 1.0 sack for a loss of six yards and one pass defended vs. Jacksonville (11/18)
- Broke the franchise's single-season sack record with 3.0 sacks at Detroit (11/22) and also recorded six tackles and two passes defended
- Joined Hall of Fame DE Reggie White as the only players in NFL history to record 15.0-or-more sacks and 13 passes defended in a season when he sacked Titans QB Jake Locker for a 6-yard loss in the second quarter at Tennessee (12/2)
- Recorded four tackles (three solo) and a forced fumble at New England (12/10)
- Sacked Colts QB Andrew Luck 3.0 times for a total loss of 22 yards, tallied 13 tackles and forced a fumble for the third consecutive game vs. Indianapolis (12/16).
- Became the ninth player in NFL history to record 20 or more sacks in a season when he sacked Vikings QB Christian Ponder for a loss of three yards in the third quarter vs. Minnesota (12/23). He also forced a fumble in his fourth consecutive game. It was his fourth of the season, tying a franchise single-season record
- Registered four solo tackles, all of which were for a loss, one quarterback hit on an incomplete pass, and batted down his 16th pass of the season at Indianapolis (12/30)
- Led the team with five tackles and recorded two tackles for loss and two passes defended in AFC Wild Card Playoff vs. Cincinnati (1/5/13)
- Sacked Bengals QB Andy Dalton for a 9-yard loss in the first quarter in AFC Wild Card Playoff vs. Cincinnati (1/5/13), raising his career postseason sack total to 4.5
- Recorded a half sack and four tackles in AFC Divisional Playoff at New England (1/13/13), raising his career postseason sack total to 5.0

2011 (Houston 16/16, 2/2):

- Started all 16 games as a rookie, recording 59 tackles (52 solo), 5.5 sacks, four passes defended, two fumble recoveries and blocked a field goal to earn Houston Texans Rookie of the Year honors
- Recorded one fumble recovery, one quarterback pressure and five solo tackles in the season opener vs. Indianapolis (9/11)
- Blocked a field goal and recorded four tackles (three solo) at Miami (9/18)
- Recorded his first career sack to go along with four solo tackles at New Orleans (9/25)
- Recorded three solo tackles and recorded his second sack of the season when he brought down Titans QB Matt Hasselbeck for a loss of 12 yards at Tennessee (10/23)
- Was second on the team with five solo tackles vs. Jacksonville (10/30)
- Recovered a fumble and had three tackles (two solo) vs. Cleveland (11/6)
- Had three solo tackles and assisted on a sack with LB Connor Barwin at Tampa Bay (11/13)
- Sacked Jaguars QB Blaine Gabbert twice and had seven tackles at Jacksonville (11/27)
- Tied a season high with seven tackles (five solo) including one for a loss vs. Carolina (12/18)
- Recorded five solo tackles including a sack of Colts QB Dan Orlovsky for an 8-yard loss while also breaking up three passes at Indianapolis (12/22)
- Tied for the team lead with 3.5 sacks and ranked third on the team with 14 tackles in the postseason
- Intercepted a pass in the second quarter and returned it 29 yards for a touchdown to go along with a sack of Bengals QB Andy Dalton for a 7-yard loss in AFC Wild Card Playoff vs. Cincinnati (1/7/12)
- Recorded game-high 12 tackles (nine solo) and 2.5 sacks for a loss of 22 yards in AFC Divisional Playoff at Baltimore (1/15/12)

COLLEGE:

- Played two seasons (2009-10) at the University of Wisconsin – Madison (Wisc.)
- Redshirted the 2008 season at Wisconsin after transferring from Central Michigan University in Mount Pleasant, Mich., where he spent the 2007 campaign
- Started all 26 games he played in for the Badgers at strongside defensive end, recording 106 tackles (74 solo) with 11.5 sacks for minus 75 yards, 36.5 stops for losses of 144 yards and 28 quarterback pressures
- Recovered five fumbles (one with Central Michigan) and caused four others, blocked four kicks and deflected 13 passes in his college career
- All-American first-team selection by The NFL Draft Report, earning second-team honors from the Associated Press and Sports Illustrated and consensus All-Big Ten Conference first-team choice
- Recipient of the Lott IMPACT Trophy and was also named Lott IMPACT Player of the Week for his performance vs. Ohio State
- Started all 13 games in 2010 at strongside defensive end, finishing second on the team with 62 tackles (42 solos) while leading the Badgers with 7.0 sacks for minus-56 yards, finishing third nationally with 21.0 stops for losses totaling 91 yards
- Blocked three kicks and deflected eight passes and intercepted another for a 15-yard return
- Sophomore All-American and second-team All-Big Ten Conference selection by The NFL Draft Report in 2009, earning All-Big Ten honorable mention from the league's coaches and media and also chosen Academic All-Big Ten

J.J. WATT

- Life sciences communication major, earning Academic All-Big Ten Conference honors

PERSONAL:

- Served as the Grand Marshal of the 2012 Houston Lifestock Show and Rodeo and Art Car Parades
- Founded and serves on the board of directors of the Justin J. Watt Foundation which provides support to after-school athletic programs in Wisconsin and Texas
- Attended Pewaukee (Wisc.) High School and earned All-Woodland Conference, All-Area and All-Parkland County honors as a senior while garnering All-State accolades
- Received Woodland Conference Player of the Year recognition in 2006

TEXANS BIOS



BRANDON WEEDEN

QUARTERBACK | 6-4 | 228 | OKLAHOMA STATE

Hometown: Oklahoma City, Okla. | 5th NFL Season | 2nd with Texans | Age: 32
 Acquired: W-'15 (DAL) | 2015 GP/GS (Playoffs): 6/4 (0/0) | Career GP/GS (Playoffs): 34/25 (0/0)
 Teams: Cleveland 2012-13; Dallas 2014-15; Houston 2015-16

5

TRANSACTIONS:

Selected by the Cleveland Browns with the 22nd pick in the first round (22nd overall) of the 2012 NFL Draft...Waived by the Browns on March 12, 2014...Signed by the Dallas Cowboys on March 17, 2014...Waived by the Cowboys on Nov. 17, 2015...Claimed off waivers by the Houston Texans on Nov. 19, 2015...Re-signed with the Texans on April 1, 2016.

CAREER:

- Started 20-of-23 games in Cleveland (2012-2013)
- As a rookie with the Browns, started 15 games and throwing for 3,385 yards, a Browns rookie record, and 14 touchdowns while completing 57.4 percent of his passes
- Played in five games with one start for the Cowboys in 2014 and went 24-of-41 for 303 yards with three touchdowns and two interceptions
- Claimed off waivers by the Texans in November 2015 after playing in four games (three starts) with Dallas

2015 (Dallas 4/3; Houston 2/1):

- Started in Weeks 3-5 for the Dallas Cowboys after QB Tony Romo was placed on IR-Designated to Return
- Entered the game for the Cowboys in Week 2 at Philadelphia (9/20) and completed 7-of-7 passes for 73 yards, and a touchdown (149.7 rating)
- Started for the Cowboys in Week 3 against Atlanta (9/27) and completed 22-of-26 passes for 232 yards and an interception (87.8 rating)
- Started for the Cowboys in Week 4 at New Orleans (10/4) and went 16-for-26 for 246 yards and a touchdown (105.6 rating)
- Started for the Cowboys in Week 5 against New England (10/11) and went 26-for-39 for 187 yards and an interception (66.9 rating)
- Claimed off waivers by the Texans on Nov. 19
- Did not play in Week 11 vs. N.Y. Jets (11/22)
- Inactive in Weeks 12-14
- Completed 11-of-18 passes for 105 yards, one touchdown and a 95.8 passer rating at Indianapolis (12/20)
- Entered the game after QB T.J. Yates exited due to injury in the second quarter at Indianapolis (12/20) and completed 4-of-5 passes for 36 yards on the ensuing drive, which led to a field goal at the end of the first half
- Threw an 8-yard touchdown pass to WR Jaelen Strong in the fourth quarter at Indianapolis (12/20), his first with the Texans, third of the season and 29th of his career. On the 10-play, 90-yard drive, went 4-of-6 for 54 yards and the score
- Became the first player in franchise history with two passing touchdowns and one rushing touchdown in a game at Tennessee (12/27)
- Completed 15-of-24 passes for 200 yards, two touchdowns, no interceptions and a 116.7 passer rating at Tennessee (12/27), which was the highest passer rating he'd recorded in a game in which he started
- Scored his first career rushing touchdown on a 7-yard run in the second quarter at Tennessee (12/27)
- Completed a 44-yard pass to WR DeAndre Hopkins in the second quarter at Tennessee (12/27), his longest completion since joining the Texans
- Did not play in Week 17 vs. Jacksonville (1/3/16) and in Wild Card Game vs. Kansas City (1/9/16)

2015 STATISTICS

REGULAR SEASON				PASSING										RUSHING					
Date	Opp	GP	GS	Att	Cmp	Pct	Yds	Yd/A	TD	Int	Lg	Sack	Lost	Rate	Att	Yds	Avg	Lg	TD
WITH DALLAS																			
9/13	NYG			ACTIVE, DID NOT PLAY															
9/20	at PHI	1	0	7	7	100.0	73	10.4	1	0	42t	0	0	149.7	3	7	2.3	9	0
9/27	ATL	1	1	26	22	84.6	232	8.9	0	1	22	2	12	87.8	0	0	0.0	0	0
10/4	at NO	1	1	26	16	61.5	246	9.5	1	0	67	3	26	105.6	3	5	1.7	3	0
10/11	NE	1	1	39	26	66.7	187	4.8	0	1	21	3	24	66.9	3	18	6.0	11	0
10/25	at NYG			ACTIVE, DID NOT PLAY															
11/1	SEA			ACTIVE, DID NOT PLAY															
11/8	PHI			ACTIVE, DID NOT PLAY															
11/15	at TB			ACTIVE, DID NOT PLAY															
WITH HOUSTON																			
11/22	NYJ			ACTIVE, DID NOT PLAY															
11/29	NO			INACTIVE															
12/6	at BUF			INACTIVE															
12/13	NE			INACTIVE															
12/20	at IND	1	0	18	11	61.1	105	5.8	1	0	28	1	10	95.8	5	6	1.2	7	0
12/27	at TEN	1	1	24	15	62.5	200	8.3	2	0	44	1	5	116.7	2	11	5.5	7t	1
1/3/16	JAX			ACTIVE, DID NOT PLAY															
Totals		6	4	140	97	69.3	1,043	7.5	5	2	67	10	77	96.8	16	47	2.9	11	1

REGULAR SEASON				PASSING										RUSHING					
Date	Opp	GP	GS	Att	Cmp	Pct	Yds	Yd/A	TD	Int	Lg	Sack	Lost	Rate	Att	Yds	Avg	Lg	TD
1/9/16	KC (WC)			ACTIVE, DID NOT PLAY															
Totals		0	0	0	0	0.0	0	0.0	0	0	0	0	0	0.0	0	0	0.0	0	0

CAREER STATISTICS

REGULAR SEASON				PASSING										RUSHING					
Year	Team	GP	GS	Att	Cmp	Pct	Yds	Yd/A	TD	Int	Lg	Sack	Lost	Rate	Att	Yds	Avg	Lg	TD
2012	CLE	15	15	517	297	57.4	3,385	6.5	14	17	71t	28	186	72.6	27	111	4.1	25	0
2013	CLE	8	5	267	141	52.8	1,731	6.5	9	9	95t	27	180	70.3	12	44	3.7	11	0
2014	DAL	5	1	41	24	58.5	303	7.4	3	2	43t	1	9	85.7	6	-1	-0.2	1	0
2015	DAL	4	3	98	71	72.4	738	7.5	2	2	67	8	62	92.1	9	30	3.3	11	0
2015	HOU	2	1	42	26	61.9	305	7.3	3	0	44	2	15	107.7	7	17	2.4	7t	1
Totals		34	25	965	559	57.9	6,462	6.7	31	30	95t	66	452	76.0	61	201	3.3	25	1

CAREER GAME HIGHS

Attempts: 53 vs. MIA, 9/8/13 | **Completions:** 27 vs. BUF, 9/23/12 | **Passing Yards:** 370 vs. JAX, 12/1/13
Passing TDs: 3 vs. JAX, 12/1/13 | **INTs:** 4 vs. PHI, 9/9/12 | **Passing Long:** 95 vs. JAX, 12/1/13 | **Rating:** 116.7 at TEN, 12/27/15
Rushing Attempts: 5, 2x – last: at IND, 12/20/15 | **Rushing Yards:** 25 vs. PHI, 9/9/12 | **Rushing TDs:** 1 at TEN, 12/27/15

2014 (Dallas 5/1):

- Played in five games with one start and completed 24-of-41 passes for 303 yards with three touchdowns and two interceptions
- Made his Cowboys debut in place of Romo (back) in the third and fourth quarters of the overtime loss vs. Washington (10/27) and completed 4-of-6 passes for 69 yards and a touchdown
- Started in place of QB Tony Romo (back) against Arizona (11/2) and completed 18-of-33 (54.5%) passes for 183 yards with one touchdown and two interceptions
- Stepped in for Romo in the fourth quarter when the game was in check at Jacksonville (11/9) in London and completed his lone pass (eight yards) and had three kneel downs
- Entered the game late in the fourth quarter of the NFC East-clinching win vs. Indianapolis (12/21) to complete his only attempt for a 43-yard touchdown and handed the ball off three times on the next drive
- Played one snap in the fourth quarter of the season-ending win at Washington (12/28) and handed the ball to RB Joseph Randle, who took it a career-long 65 yards for a touchdown

2013 (Cleveland 6/5):

- Started five of the eight games he played in, completing 141-of-267 passes for 1,731 yards with nine touchdowns and nine interceptions
- Threw a career-high 53 passes against Miami (9/8)

BRANDON WEEDEN

- Completed a season-high 26 passes on his way to 292 yards and two touchdowns against Detroit (10/13)
- Threw a career-high three passes of 25-plus yards, including a career-long 95-yard touchdown pass to WR Josh Gordon, on his way to a career-best 370 passing yards and three touchdowns against Jacksonville (12/1)

2012 (Cleveland 15/15):


- Started and played in 15 games, completing 297-of-517 passes for 3,385 yards with 14 touchdowns and 17 interceptions
- Added 27 runs for 111 yards, the third-highest total on the team
- His 3,385 passing yards were a Browns rookie record, the seventh-highest figure ever by an NFL rookie and the 10th most by any Browns quarterback
- Finished second among NFL rookies in passing yards (3,385), passing first downs (168) and completions of 20-plus yards (48)
- Threw his first career touchdown pass on a 32-yard screen to RB Trent Richardson and recorded his first career 300-yard passing game (3/22) while completing a career-high 70.3 percent of his passes at Cincinnati (9/16)
- Completed a career-high 27 passes at home against Buffalo (9/23)
- Attempted a season-high 52 passes and threw for 320 yards with a career-high 17 first downs at Baltimore (9/27)
- Recorded his first win and threw two touchdown passes vs. Cincinnati (10/14)
- Completed 69.4 percent of his passes and compiled 364 passing yards in a win at Oakland (12/2)

COLLEGE:

- Played four seasons (2008-11) at Oklahoma State University in Oklahoma City after redshirting the 2007 campaign
- Started the final 26 games of his 30-game career with the Cowboys
- Completed 767-of-1,103 career passes for 9,260 yards and 75 touchdowns, both of which are Oklahoma State records
- As a senior, finished second in the nation with a school single-season record 4,727 passing yards, while completing 409-of-565 passes and throwing for a single-season record 37 touchdowns
- Broke school records in total attempts, completions, yardage, and touchdowns
- Established a school record with 502 yards passing against Kansas State
- As a junior, completed 342-of-511 passes for 4,277 yards with 34 touchdowns
- Appeared in three games as a sophomore, completing 15-of-24 passes for 248 yards with four touchdowns
- Saw action in one game in 2008 after redshirting as a freshman

PERSONAL:

- As a pitcher, was the first player chosen by the New York Yankees (second round, 71st overall) in the 2002 MLB Draft
- Traded to the Los Angeles Dodgers after the 2003 season then selected in the Rule 5 Draft by the Kansas City Royals
- Played his last season of professional baseball in 2006 with the Class-A High Desert Mavericks of the California League
- Started at quarterback for Edmond (Okla.) Santa Fe High School, where he led the team to a victory in the state semifinals and was named team MVP and offensive player of the year
- Threw for the second-most yards in the state of Oklahoma as senior (2001), totaling 2,863 yards with 25 scores
- An all-state selection in football, baseball and as a forward in basketball
- Married to Melanie
- Participated in various community outreach programs while with Cleveland and Dallas, including the 2014-15 Draft Day/Fan Appreciation Party, the 2014 NFL Play 60 clinic in London, Annual Team Holiday Hospital Visits, the Make-A-Wish Foundation of North Texas, the Salvation Army Angel Tree Christmas Program, and more



JON WEEKS

LONG SNAPPER | 5-10 | 246 | BAYLOR

Hometown: Bethpage, N.Y. | 7th NFL Season | 7th with Texans | Age: 30
 Acquired: FA-'10 | 2015 GP/GS (Playoffs): 16/0 (1/0) | Career GP/GS (Playoffs): 96/0 (5/0)
 Teams: Houston 2010-16

46

TRANSACTIONS:

Signed by the Houston Texans as a college free agent on April 28, 2010...Re-signed with the Texans on March. 5, 2012...Signed a contract extension with the Texans on Sept. 7, 2015.

CAREER:

- Named to the 2015 Pro Bowl
- Signed by the Texans during the 2010 offseason and made the roster out of training camp
- Has handled 926 extra point, field goal and punt snaps and has contributed with 21 special teams tackles
- Signed a contract extension with the Texans on Sept. 8, 2015

2015 (Houston 16/0, 1/0):

- Named to his first Pro Bowl
- Served as long snapper on extra points, field goal and punts in all 16 games
- Has a career-high eight special teams tackles
- Passed LS Bryan Pittman (95) for the eighth-most regular season games played in Texans history
- Recovered a fumble on a punt return by Titans WR Harry Douglas in the first quarter at Tennessee (12/27). RB Alfred Blue forced the fumble on the play, which led to a 22-yard field goal by K Nick Novak
- Served as the long snapper in Wild Card Game vs. Kansas City (1/9/16), his fifth career postseason game

2014 (Houston 16/0):

- Served as long snapper on extra points, field goal and punts in all 16 games
- Made a special teams tackle at N.Y. Giants (9/21)
- Recorded a special teams tackle at Dallas (10/5) in Week 5

2013 (Houston 16/0):

- Saw action on special teams in all 16 games and made a career-high six special teams tackles

2012 (Houston 16/0, 2/0):

- Served as long snapper on extra points, field goal and punts in all 16 games plus both playoff games
- Helped K Shayne Graham set the team scoring record with 138 points
- Helped P Donnie Jones set the team punting records with a gross average of 47.1 yards per punt on the season and net average of 40.5 yards
- Recorded a special teams tackle at Denver (9/30)

2011 (Houston 16/0, 2/0):

- Served as long snapper on extra points, field goal and punts for all 16 games of the season
- Helped K Neil Rackers set team records for field goals made (32) and points in a season (135)
- Helped rookie P Brett Hartmann set a team record with a 44.4 gross punt average
- Made his postseason debut and saw action on special teams in AFC Wild Card Playoff vs. Cincinnati (1/7/12)

2010 (Houston 16/0):

- Served as long snapper on extra points, field goal and punts in all 16 contests
- Efforts helped K Neil Rackers convert 27-of-30 field goal attempts and 43-of-43 extra point opportunities while tying K Kris Brown's Texans record for 124 points in a season
- Made his professional debut long snapping in the season opener vs. Indianapolis (9/12)
- Snapped on punt/field goal attempts at Washington (9/19) including Rackers' game-winning 35-yard field goal
- Reached 125 consecutive perfect snaps with seven successful long snaps at Tennessee (12/19)
- Contributed to Rackers hitting all three field goal attempts including a career long of 57 yards at Denver (12/26)

COLLEGE:

- Played four seasons (2004-07) at Baylor University in Waco, Texas
- Originally attended Baylor as an invited walk-on
- Earned a scholarship after his freshman season
- Was discovered at a special teams camp by the Baylor special teams coach
- Snapped for two-time Ray Guy Award winner Daniel Sepulveda
- Handled the long-snapping chores for Baylor from 2004-07 and earned four varsity letters

CAREER STATISTICS

REGULAR SEASON GAMES PLAYED/STARTED (PLAYOFFS):

2010 Houston: 16/0 (0/0)
 2011 Houston: 16/0 (2/0)
 2012 Houston: 16/0 (2/0)
 2013 Houston: 16/0 (0/0)
 2014 Houston: 16/0 (0/0)
 2015 Houston: 16/0 (1/0)
TOTAL: 96/0 (5/0)

ADDITIONAL STATISTICS

Extra Point, Field Goal and Punt Snap Attempts: 926
Special Teams Tackles (21): 2015 - 8; 2014 - 2; 2013 - 6; 2012 - 2; 2011 - 0; 2010 - 3
Misc. Stats: Recovered a fumble on a punt return by Titans WR Harry Douglas in the first quarter at Tennessee (12/27/15)

PERSONAL:

- Was in training to be an EMT when called by the Texans for a tryout
- An all-region offensive and defensive lineman for Mountain Ridge High School in Glendale, Ariz.
- Two-way player of the year selection
- Friday Night Fever Defensive Line Player of the Year
- Received the Curley Culp Award as Arizona's best defensive lineman
- Mountain Ridge recorded four straight winning records during his prep career and captured regional titles in both 2000 and 2002
- Mountain Lions went 24-2 during Weeks' last two seasons, which included a 14-1 mark and a state semifinal appearance as a junior in 2002

VINCE WILFORK

2014 (New England 16/16, 3/3):

- Voted co-captain for the seventh straight season
- Returned from a 2013 Achilles injury to start all 16 games for the Patriots and recorded 47 tackles (24 solo), one interception, one quarterback hit, two tackles for loss, and two passes defended
- Started in the season opener at Miami (9/7) after missing most of 2013 and recorded three tackles
- Sealed the 16-9 win vs. Oakland (9/21) when he snared a deflected Raiders QB Derek Carr pass on first-and-goal from the 12-yard line with less than a minute remaining for his third career interception. With the pick, he became the Patriots all-time leader in interceptions by a defensive lineman
- Started at defensive tackle and posted six tackles in the win at Buffalo (10/12)
- Registered a season-high eight tackles in the win at N.Y. Jets (12/21)
- Started and posted two tackles in the Super Bowl XLIX win vs. Seattle (2/1)
- Started at defensive tackle in the AFC Championship vs. Indianapolis (1/18/15)
- Started at defensive tackle in the AFC Divisional Round vs. Baltimore (1/10/15) and recorded four tackles
- Posted five tackles (five solo), one tackle for loss, and a pass defended vs. Miami (12/14)

2013 (New England 4/4):

- Voted co-captain for the sixth straight season
- Started the first four games of the regular season before suffering an Achilles injury during the first series of the game at Atlanta (9/29) and missing the rest of the season
- Compiled 10 tackles before being placed on season-ending Injured Reserve with an Achilles injury on Oct. 3

2012 (New England 16/16, 2/2):

- Voted co-captain for the fifth straight season
- Voted to his fifth career Pro Bowl
- Named Associated Press All-Pro: First Team
- Garnered Pro Football Weekly's All-NFL Team status
- Started all 16 regular-season games and compiled 59 tackles, three sacks, six passes defended, two forced fumbles and a career-high four fumble recoveries
- Started both playoff games and made six tackles
- Anchored a defensive line as part of a unit that finished tied for ninth in the NFL with 20.7 points allowed per game
- Started and made three tackles and recovered a fumble vs. Arizona (9/16)
- Started and made four tackles, defended two passes and recovered a key fumble near the goal line at the end of the second quarter in the win at Buffalo (9/30)
- Accumulated three tackles and recovered a fumble for the third time in four games vs. Denver (10/7)
- Amassed five tackles and caused a handoff miscue that led to a safety in the overtime win vs. N.Y. Jets (10/21)
- Registered five tackles and a strip-sack of Bills QB Ryan Fitzpatrick that led to a Patriots touchdown in the win vs. Buffalo (11/11)
- Had six tackles in the win at N.Y. Jets (11/22) and forced an offensive lineman into QB Mark Sanchez in the backfield that caused a fumble which was recovered by Steve Gregory and returned for a touchdown
- Had three tackles and recovered a fumble in the second quarter that led to a Patriots field goal in the win at Miami (12/2)
- Picked up his second sack of the season in the win vs. Houston (12/10) which forced a fumble and caused the Texans to lose 20 yards on the play. Also made four tackles and defended a pass
- Accumulated six tackles and his third sack of the season as part of a 7.0-sack effort by the defense in the win vs. Miami (12/30)

2011 (New England 16/16, 3/3):

- Voted by his teammates as a defensive captain for the fourth consecutive season
- Voted to his fourth career Pro Bowl and was named Associated Press All-Pro: Second Team for the third time in his career
- Started all 16 games, recording 74 tackles, a career-high 3.5 sacks, eight quarterback hits, two interceptions, three passes defended, one forced fumble and two fumble recoveries - the latter he recovered in the end zone for his first career touchdown
- Started all three postseason games and accumulated 12 tackles, including 2.5 sacks for 14.5 yards and three quarterback hits
- Intercepted the first pass of his career vs. San Diego (9/18) and returned it 28 yards to set up a field goal just before halftime. Made five tackles and recorded two quarterback hits
- Made one tackle and intercepted the second pass of his career and second of the season at Oakland (10/2) and returned it 19 yards in the fourth quarter of the Patriots win
- Made six tackles and recovered a first-quarter fumble in the end zone for his first career touchdown at Washington (12/11) that gave the Patriots a crucial early score in their win
- Made three tackles including a career postseason-high 1.5 sacks for 9.5 yards in win vs. Denver (1/14)

2010 (New England 16/16, 1/1):

- Named a co-captain for the third consecutive year

- Voted to his third career Pro Bowl
- Started all 16 games and the postseason game and finished the season with 87 total tackles, the second most in his career to his 91 tackles in 2005. The 87 tackles were the third most by a Patriots player, behind LB Jerod Mayo (193) and S Patrick Chung (89)
- Named to the Associated Press NFL All-Pro Second Team
- Started at right defensive end vs. Baltimore (10/17) and made a season-high 10 tackles. Combined with Gerard Warren to stop Ravens QB Joe Flacco for no gain on a quarterback sneak on third-and-1 in the fourth quarter, forcing a punt on the next play and setting up K Stephen Gostkowski's game-tying field goal in regulation in a 23-20 overtime win
- Registered his first career 2.0-sack game vs. Miami (1/2). Dropped Dolphins QB Chad Henne for losses of 9 and 6 yards on the same possession in the third quarter

2009 (New England 13/13, 1/1):

- Named defensive co-captain by his teammates
- Earned his second Pro Bowl berth after starting in 13 games and finishing with 65 total tackles, two passes defended and one forced fumble
- His 65 tackles led the Patriots defensive linemen
- Missed the final three regular-season games due to injury
- Registered his first career forced fumble at N.Y. Jets (9/20), stripping Jets QB Leon Washington on a first quarter carry, allowing DB Leigh Bodden to recover and set up a field goal drive
- Had a team-leading 10 total tackles vs. N.Y. Jets (11/22)
- Set a single-game career high in tackles with 18 in an AFC Wild Card Playoff game vs. Baltimore (1/10)

2008 (New England 16/16):

- Named a defensive captain by his teammates for the first time
- Started all 16 games at nose tackle and finished second on the team with 85 tackles, the third-highest single-season total of his career
- Recorded two sacks, three quarterback hits and one pass defended
- Led the team with five tackles at San Diego (10/12)
- Tallied seven tackles with one quarterback hit vs. Buffalo (11/9)
- Tied a then season high with eight tackles and tallied his first sack of the season vs. N.Y. Jets (11/13)
- Tied for the team lead with six tackles and added his second sack in as many weeks at Miami (11/23)
- Tallied seven tackles at Oakland (12/14) and blocked Raiders K Sebastian Janikowski's extra point attempt, the first blocked PAT by a Patriot since 2002
- Tallied a season high 10 tackles in the Patriots first shutout victory since 2006 at Buffalo (12/28)

2007 (New England 16/16, 3/3):

- Earned his first Pro Bowl selection
- Started at nose tackle in all 16 regular-season games for the second time in his career
- Named to the Associated Press All-Pro Second Team
- Recovered a fumble by Chargers QB Philip Rivers on a strip-sack by Rosevelt Colvin while making five tackles vs. San Diego (9/16)
- Tied for the team lead with eight tackles in a win vs. Cleveland (10/7) and registered his first sack of the season
- Tied a season high with eight tackles at Baltimore (12/3)
- Picked up his second sack of the season, taking down Steelers QB Ben Roethlisberger for an 8-yard loss vs. Pittsburgh (12/9)
- Tallied two tackles for a loss or no gain as the Patriots improved to 16-0 at the N.Y. Giants (12/29)
- Made six tackles in the Patriots' AFC Divisional Playoff win vs. Jacksonville (1/12/08)
- Tied for the team lead with seven tackles in the victory vs. San Diego in the AFC Championship Game (1/20)
- Made five tackles in Super Bowl XLII vs. N.Y. Giants (2/3)

2006 (New England 13/13, 3/3):

- Started 13 games despite missing the final three regular-season contests and finished fourth on the team with 81 tackles
- Registered seven tackles, a sack and a quarterback hit vs. N.Y. Jets (9/17)
- Finished tied for second on the team with 10 tackles vs. Denver (9/24)
- Notched six tackles, a fumble recovery and a pass defended at Buffalo (10/22)
- Registered three tackles, a fumble recovery and a quarterback hit in a Wild Card game vs. N.Y. Jets (1/7/07)
- Scooped up a Jets QB Chad Pennington lateral that was batted down by LB Rosevelt Colvin and rumbled 31 yards to the Jets 15-yard line in the third quarter (1/7/07)
- Tied for second on the team with seven tackles in the AFC Championship at Indianapolis (1/21/07)

2005 (New England 16/16, 2/2):

- Started all 16 games and both playoff contests
- Led all Patriots defensive linemen and ranked second on the team with a career-high 91 tackles
- In the playoffs, ranked fifth on the team with 13 tackles and 0.5 sacks
- Notched a then-career-high 12 tackles against Buffalo (10/30)
- Was part of a defensive front that allowed an average of just 31.3 rushing yards per game in the month of December

VINCE WILFORK

- Notched eight tackles and 0.5 sacks in the Divisional Playoff at Denver (1/14/06)

2004 (New England 16/6, 3/1):

- Played in all 16 games as a rookie with six starts at nose tackle and played in each of the Patriots three postseason games, including a start in Super Bowl XXXIX
- Led all Patriots rookies with 57 tackles including two sacks
- Helped the Patriots defense rank sixth in the NFL against the run
- Started at nose tackle and recorded seven tackles in his NFL debut against Indianapolis (9/9) and preserved the Patriots lead by recovering a fumble caused by S Eugene Wilson in the fourth quarter
- Started at nose tackle and registered five tackles and collected his first career sack on Bills QB Drew Bledsoe vs. Buffalo (10/3)
- Finished second on the team with a season-high 10 tackles, including a sack and a pass defended vs. Miami (10/10)
- Collected three tackles and a fumble recovery at Miami (12/20)
- Started at nose tackle in the Patriots victory over the Eagles in Super Bowl XXXIX

COLLEGE:

- Played three seasons (2001-03) at the University of Miami (Fla.)
- Recorded 148 tackles (73 solos) with 14.0 sacks for losses of 60 yards and 37.5 stops for losses of 110 yards during his career from 2001-03
- Also credited with 42 quarterback pressures, five forced fumbles and three fumble recoveries in 36 games with the Hurricanes
- As a junior in 2003, was an All-American Dream Team selection and rated the best defensive tackle in the country by The NFL Draft Report and was a unanimous All-Big East Conference first-team choice
- Finished fourth on the team with 64 tackles and tied for the squad lead with 6.0 sacks for losses of 29 yards
- 2002 BCS National Champion (Rose Bowl)
- Played in 11 games as a sophomore in 2002 and finished with 43 tackles, ranked second on the team with 7.0 sacks and placed fourth with 15 stops for loss
- Played in every game as a reserve defensive tackle as a freshman and recorded 41 tackles, including 1.0 sack while ranking third on the team with 11 stops for loss
- Also excelled on the Hurricanes track and field team, performing in the shot put

PERSONAL:

- Vincent Lamar Wilfork was born the son of the late Barbara and David Wilfork on Nov. 4, 1981
- Attended Santaluces High School in Lantana, Fla., where his football jersey number is retired. His number was the first to ever be retired by the school
- Played multiple positions in high school, including running back and punt returner
- Regarded as one of Florida's top three defensive linemen after the 1999 season and was a USA Today second-team All-American, adding Super Prep first-team All-American honors, as he was rated the No. 10 defensive lineman nationally by that publication
- Also lettered in track, finishing second in the state in the Class 6A shot put and discus and holds the Florida state high school record in the shot put with a 68-foot throw
- Served as the honorary ringmaster for the Big Apple Circus in 2007 in a fundraising performance to benefit the Hole in the Wall Gang Camp
- Served as an honorary coach in the 2007 BELL Bowl, a fundraiser at Gillette Stadium to benefit the BELL Foundation
- In 2007, he was named one of the 100 greatest players in the history of Florida high school football by the Florida High School Athletic Association
- Participated in the 2008 Salvation Army Holiday Party at Gillette Stadium with nearly 250 children from the Boston and Providence Salvation Army centers
- Was honored by Children's Hospital Boston with their Champion Award in December 2008, in recognition of his efforts on behalf of the hospital's patients and their families
- Featured on the cover of ESPN's The Body Issue in July 2016
- Majored in liberal arts at Miami
- Vince and his wife, Bianca, have three children



WILL FULLER V

WIDE RECEIVER | 6-0 | 186 | NOTRE DAME

Hometown: Philadelphia, Pa. | Rookie | Age: 22

Acquired: D1-'16 | 2015 GP/GS (Playoffs): 0/0 (0/0) | Career GP/GS (Playoffs): 0/0 (0/0)

Teams: Houston 2016

15

TRANSACTIONS:

Selected by the Houston Texans with the 21st pick in the first round (21st overall) of the 2016 NFL Draft.

CAREER AT NOTRE DAME:

- Played three seasons (2013-15) at the University of Notre Dame in South Bend, Ind.
- Had 144 catches for 2,512 receiving yards and 30 touchdowns in his Fighting Irish career
- Averaged 17.4 yards per reception and 64.4 yards per game
- Finished second to Michael Floyd (37) for most receiving touchdowns in school history
- Played in 2013 Pinstripe Bowl, 2014 Music City Bowl and 2016 Fiesta Bowl

HONORS:

- Associated Press Second-Team All-American (2015)
- ESPN.com Midseason First-Team All-American (2015)
- USA Today Midseason First-Team All-American (2015)
- SI.com Midseason Second-Team All-American (2015)
- Biletnikoff Award Semifinalist (2015)
- Biletnikoff Award Watch List (2015)
- Walter Camp Award Watch List (2015)
- Athlon Sports Preseason Fourth Team All-American (2015)
- College Sports Madness Independent Offensive Player of the Week (9/13/15)
- Walter Camp Award "Player to Watch" (2015)

2015 (Notre Dame):

- Named a second-team All-American by the Associated Press
- Compiled 62 catches, 1,258 receiving yards and 14 receiving touchdowns
- Had six catches for 113 yards, including an 81-yard touchdown, in his final game vs. Ohio State in the Fiesta Bowl
- His 13 receiving touchdowns during the regular season tied him for sixth in the country
- His 1,145 yards during the regular season tied him for 14th best in the country
- His 20.5 yards per reception during the regular season was 15th best in the country
- Had seven receptions for 142 yards and two touchdowns vs. Texas (9/5)
- Had seven receptions for 152 yards and three touchdowns at Pittsburgh (11/7)
- Caught two-or-more touchdowns in three games

2014 (Notre Dame):

- Started at wide receiver in all 13 games
- Led Notre Dame in receptions (76), receiving yards (1,094) and receiving touchdowns (15)
- Ranked third in the FBS in touchdown catches, 21st in receiving yards, 23rd in receiving yards per game (84.2), tied for 24th in total touchdowns (15) and 34th in receptions per game (5.8)
- His 15 touchdown receptions, 76 catches and 1,094 receiving yards are the most in single-season school history by a sophomore
- Eight of his 15 touchdown catches went for at least 20 yards
- Had at least one touchdown catch in 11 of the 13 games
- Had three multi-receiving touchdown games
- Eclipsed 100 yards receiving in four games, including two of the last three regular season contests
- Had a catch of at least 30 yards in seven of Notre Dame's 13 games
- Had two of Notre Dame's five receptions of at least 50 yards
- Fourth player in school history with a pair of touchdown receptions of 72 yards or longer (Nick Eddy, 1964, Tim Brown, 1986, and Golden Tate, 2009)
- Had five of team's 11 receptions of at least 40 yards registered 19 receptions of at least 20 yards
- 51 of his 76 receptions went for a first down or touchdown
- 17 of his 19 third-down receptions went for a first down or touchdown
- His 16 career touchdown grabs rank tied for ninth in school history
- Opened the season with a touchdown reception in four straight games, which was the longest streak to open a season for the Irish since Jeff Samardzija began the 2005 season with a touchdown in each of the first eight games
- Honorable mention All-American by Sports Illustrated

2013 (Notre Dame):

- Saw action in all 13 games
- Started three contests, Oklahoma (Sept. 28), USC (Oct. 19) and Air Force (Oct. 26)
- Had six catches on the year for 160 yards (26.7 average) and a touchdown
- Had two carries for eight yards

- Scored his first touchdown on a 47-yard pass from Tommy Rees against Air Force

PERSONAL:

- Attended Roman Catholic High School in Philadelphia
- First-team receiver on 2012 Pennsylvania Sports Writers AAAA All-State football team
- Named as a receiver to Philadelphia Daily News All-City squad for 2012
- First-team receiver on Philadelphia Inquirer All-Southeastern Pennsylvania team
- Named MVP of Philadelphia Catholic League 4A
- Made 57 receptions in 2012 for 932 yards and eight touchdowns in 2012
- Had 10 catches for 232 yards and two touchdowns in 2012 win over Cardinal O'Hara
- Also played cornerback
- Honorable mention Pennsylvania all-state pick as a junior
- Grabbed 46 receptions in 2011 for 758 yards and 10 touchdowns on 8-3 Roman Catholic team
- All Catholic League 4A pick in 2011 as both a receiver and defensive back
- A first-team All-City selection as a sophomore in 2010 by Philadelphia Daily News
- Caught 39 passes for 650 yards and nine touchdowns in 2010
- Chosen for Semper Fidelis All-American Bowl and played for East squad
- Played for coach Joe McCort
- Son of Bill Fuller and Megan Mitchell
- Enrolled in the College of Arts and Letters, majoring in Africana studies
- Born April 16, 1994



NICK MARTIN

CENTER | 6-4 | 299 | NOTRE DAME

Hometown: Indianapolis, Ind. | Rookie | Age: 23

Acquired: D2-'16 | 2015 GP/GS (Playoffs): 0/0 (0/0) | Career GP/GS (Playoffs): 0/0 (0/0)

Teams: Houston 2016

66

TRANSACTIONS:

Selected by the Houston Texans with the 19th pick in the second round (50th overall) of the 2016 NFL Draft.

CAREER AT NOTRE DAME:

- Played four seasons (2012-15) at the University of Notre Dame in South Bend, Ind. after redshirting the 2011 season
- Saw action in 50 games and made 37 starts in his career with the Fighting Irish
- Started 26 consecutive games from 2014-15

HONORS:

- Rimington Trophy Watch List (2014-15)
- Lombardi Award Watch List (2014)
- Team Captain (2014-15)

2015 (Notre Dame):

- Started all 13 games for the Irish
- Helped establish a running game that rushed for 207.6 yards per game, the highest mark for Notre Dame since 1998

2014 (Notre Dame):

- Played in and started all 13 games
- Named a season-long captain at the end of fall camp
- Started at center in each of the first three games of the season (Rice, Michigan and Purdue), but moved to left guard before the 31-15 victory over Syracuse (Sept. 27)
- That marked first career start at any other position than center
- Remained the starting left guard over the last 10 games of the year

2013 (Notre Dame):

- Started each of the first 11 games at center
- Lost for the season against BYU (Nov. 23) due to a knee injury
- Played on same Irish offensive line with older brother, senior offensive tackle and captain Zack Martin
- Part of an offensive line that allowed just 8.0 sacks and ranked second in the Football Bowl Subdivision in fewest sacks allowed
- No team in the nation allowed fewer sacks and attempted more passes than Notre Dame (8.0 sacks on 429 pass attempts)

2012 (Notre Dame):

- Saw action in all 13 games
- Majority of action came on multiple Irish special teams units
- Joined brother, Zack, as one of four brothers on the Irish roster

2011 (Notre Dame):

- Did not see any action during the season

PERSONAL:

- First-team Indiana All-State pick on Associated Press Class 3A team as offensive lineman
- Named to Indiana Football Coaches Association Top 50 All-State team as one of 10 offensive linemen
- Named to 2010 Super Team by the Indianapolis Star
- Second-team offensive lineman on U.S. Air Force Medium Schools Prep All-America squad
- Helped fourth-ranked Bishop Chatard High School in Indianapolis to 2010 Indiana Class 3A state title with 28-14 win over South Bend St. Joseph's in state title contest that marked Chatard's record 10th state title
- Chatard ended season with 11-4 record and 10 straight wins after early three-game losing streak
- Helped team to No. 3 state ranking in IFCA final regular-season poll for 2010
- Starter on both offensive and defensive lines
- Rated second-best Class 3A defensive player in Indianapolis area in preseason listings by the Indianapolis Star
- Helped Chatard to 12-2 mark as a junior in 2009 before losing to Evansville Memorial in Indiana state playoff semi-state round
- Father, Keith, played football at Kentucky and was 1982 Academic All-Southeastern Conference pick as team's top defensive tackle while also earning NCAA Postgraduate Scholarship in 1983
- Played for coach Vincent Lorenzano at Bishop Chatard High School

- Son of Pam and Keith Martin
- Brother, Zack, had an All-Pro rookie season as the starting right guard for the Dallas Cowboys after being a first-round pick in the 2014 NFL Draft
- Graduated May 2015, with a degree in management consulting from the Mendoza College of Business



BRAXTON MILLER

WIDE RECEIVER | 6-1 | 201 | OHIO STATE

Hometown: Springfield, Ohio | Rookie | Age: 23

Acquired: D3-'16 | 2015 GP/GS (Playoffs): 0/0 (0/0) | Career GP/GS (Playoffs): 0/0 (0/0)

Teams: Houston 2016

13

TRANSACTIONS:

Selected by the Houston Texans with the 22nd pick in the third round (85th overall) of the 2016 NFL Draft.

CAREER AT OHIO STATE:

- Played four seasons (2011-13; 15) at Ohio State University in Columbus, Ohio
- Redshirted the 2014 campaign
- After missing 20 months of activity while recovering from a shoulder injury and two surgeries, switched positions to receiver/H-Back and earned honorable mention All-Big Ten honors after catching 26 passes for 341 yards and three touchdowns plus rushing for 281 yards and another score
- A two-time winner of the Chicago Tribune's Silver Football Award as the best player in the Big Ten as quarterback
- Holds the school record with 88 touchdowns responsible for while also finishing among the school's greats with 8,609 yards of total offense (second at Ohio State), 3,314 rushing yards (No. 6) and 33 rushing touchdowns, 5,295 yards passing (No. 8) and 52 touchdowns (No. 4)
- Has the most individual awards in Big Ten history with seven, including two offensive player and quarterback of year awards plus a freshman of the year honor
- Graduated in December 2014 with his degree in communications

HONORS:

- CFP National Champion (2015)
- Sugar Bowl Champion (2015)
- Fiesta Bowl Champion (2016)
- Big Ten Champion (2014)
- Under Armour HS All-American (2011)
- Two-time Big Ten Freshman of the Week (2011)
- CFPA National Freshman Trophy (2011)
- Big Ten Pledge of the Year (2011)
- Two-time Chicago Tribune Silver Football Award (2012, 2013)
- Davey O'Brien Award Finalist (2012)
- Only player ever to be named two-time Big Ten Offensive Player of the Year (2012, 2013)
- Griese-Brees Quarterback of the Year (2012, 2013)
- Two-time All-Big Ten First Team (2012, 2013)
- Heisman Trophy Candidate (5th - 2012, 9th - 2013)

2015 (Ohio State):

- Honorable mention All-Big Ten at the H-B position
- Caught 26 passes for 341 yards and three touchdowns
- Rushed 42 times for 281 yards and a score
- Saw his first action in nearly 20 months in the season-opening win at Virginia Tech, tallying 140 all-purpose yards and two touchdowns
- Named the Big Ten offensive player of the week after recording 62 rushing yards and 78 receiving yards, including a 54-yard catch-and-run for a touchdown down the sideline, followed up by a 53-yard touchdown run, both coming in the third quarter
- Became the first Buckeye in nine years to record a 50-yard touchdown run and 50-yard touchdown reception in the same game

2014 (Ohio State):

- Redshirted due to injury

2013 (Ohio State):

- Named the Chicago Tribune's Silver Football Most Valuable Player trophy as the Big Ten's MVP for the second consecutive year while becoming the first repeat winner of the award in 24 years
- Threw for 2,094 yards and 24 touchdowns and rushed for an additional 1,068 yards and 12 scores
- Repeated in 2013 as both the Big Ten's Quarterback of the Year and the Offensive Player of the Year
- Directed a record-breaking Ohio State offense to national rankings of fifth in rushing (308.6 ypg), third in scoring (45.5), seventh in total offense (511.9 ypg) and 10th in pass efficiency (158.8 rating)
- Team broke then-school single season records for points scored (637), touchdowns (87) and touchdown passes (38), and it scored the third-most rushing touchdowns in school history (45)
- Led the Big Ten and was 13th nationally in passing efficiency (158.1) and he finished ninth in the 2013 Heisman Trophy voting

- Accounted for five touchdowns in the win over Michigan (three rushing and two touchdown passes) to tie a personal best
- Rushed for 100-or more yards five times
- Tied a career high with four touchdown passes in the win over Wisconsin to earn Big Ten player of the week honors
- Was 22 of 27 passing for 222 yards and two touchdowns, plus 102 rushing yards, in the win vs. Iowa
- Accounted for five touchdowns vs. Penn State and threw for a career-high 252 yards in less than three quarters and was named Big Ten player of the week

2012 (Ohio State):

- Lead the Buckeyes to just the sixth unbeaten, untied season in school history (12-0) with a school-record 3,310 yards of total offense
- Fifth in the Heisman Trophy voting and a finalist for the Davey O'Brien National Quarterback Award

2011 (Ohio State):

- Took over the starting quarterback duties in the fourth game of the season against Colorado and quickly became the team's outstanding offensive player
- Threw for 1,159 yards and 13 touchdowns as a true freshman
- Led the team in rushing with 715 yards and seven touchdowns, statistics that enabled him to earn the Big Ten Conference's Thompson-Randle El Freshman of the Year award

PERSONAL:

- Highly-regarded quarterback who led Wayne High School in Huber Heights, Ohio to the 2010 Division I state title game
- Passed for 2,167 yards and 17 touchdowns, and rushed for 658 yards 17 more touchdowns as a senior for Coach Jay Minton
- Had a career record of 31-7 as a starting quarterback
- Ohio Mr. Football finalist and first team all-state
- Under Armour All-American game
- Basketball letterman
- The son of Kelly and Kevin Miller
- Youngest of three siblings (Brion and Bailey)
- Has a son, Landon
- Enrolled at Ohio State in January 2009



TYLER ERVIN

RUNNING BACK | 5-10 | 192 | SAN JOSE STATE

Hometown: San Bernardino, Calif. | Rookie | Age: 22

Acquired: D4-'16 | 2015 GP/GS (Playoffs): 0/0 (0/0) | Career GP/GS (Playoffs): 0/0 (0/0)

Teams: Houston 2016

34

TRANSACTIONS:

Selected by the Houston Texans with the 21st pick in the fourth round (119th overall) of the 2016 NFL Draft.

CAREER AT SAN JOSE STATE:

- Played four seasons (2011-12; 14-15) at San Jose (Calif.) State University
- Redshirted the 2013 campaign
- One of the most versatile players in the Football Bowl Subdivision (FBS)
- Received Athlon Sports Second-Team All-America, SI.com honorable mention All-America and two all-conference honors during his career
- Played running back, slot receiver, return specialist, cornerback and special teams defender for the Spartans
- Scored touchdowns rushing, receiving, on kickoff returns and on punt returns during his college career
- 47 games played and 24 starts
- San Jose State career record holder for all-purpose yardage (6,146), kickoff return yardage (2,374), kickoffs returned (101), kickoff returns for a touchdown (3) and combined punt and kickoffs returned for touchdowns (5), most touchdowns of 80 yards or more (6) and most touchdowns of 70 yards or more (8)
- Shares the school single-season record for kickoff returns for a touchdown (2)
- Second on the school's list for career rushing yardage (2,803)
- 10 games of 100 or more rushing yards
- Honored in 2012 and 2015 on National Student-Athlete Day by the National Consortium for Academics & Sports

2015 (San Jose State):

- First-team All-Mountain West running back
- Athlon Sports Second-Team All-America all-purpose player
- Second nationally and conference leader in all-purpose running (202.85)
- 371 touches via rushing, receiving and returns were the third most by a FBS player for the season
- 11th nationally and third in the Mountain West for most rushing yards (1,601)
- Set the San Jose State single-season school records for rushing yards and all-purpose running yardage (2,637)
- Two-time Paul Hornung Award Weekly Honor Roll for his performances in the UNLV (10/10) and New Mexico wins (10/24)
- Mountain West Player Offensive Player of the Week for his 42 carries, 300 yards, three touchdowns in the Fresno State win (9/26)
- The 300 rushing yards against Fresno State was a FBS individual best for the season
- Only FBS player to rush for more than 250 yards in multiple games during the season when adding his 36 carries for 263 yards and a touchdown in the New Mexico victory
- Personal single-season best 45 receptions, which was the second-most on the team
- Career-high eight catches in the UNLV win
- Scored at least one rushing touchdown in each of the first six games and 13 rushing touchdowns overall
- Picked up his second career punt return for a touchdown with an 85-yard return in the AutoNation Cure Bowl victory over Georgia State (12/19)
- Sixth longest punt return in San Jose State history and the longest punt return by a player during the 2015 postseason
- Team scoring leader with 96 points on 16 touchdowns
- Named team's Most Valuable Player for the second year in a row
- One of the Spartans' four team captains for the season

2014 (San Jose State):

- SI.com honorable mention All-America selection and the team's Most Valuable Player
- 13th nationally and third in the Mountain West in all-purpose running (148.42/game)
- 38th in the FBS and sixth in the conference in average yards per carry (5.6)
- Best yards per carry average by a Spartans' leading rusher since 2006
- Led the team with 888 rushing yards and four rushing touchdowns
- Was one of four FBS players to rush for two touchdowns of 80 or more yards
- Had an 83-yard touchdown burst in the UNLV win (10/4)
- Bettered that with an 89-yard scoring run vs. Colorado State (11/1) – the fourth longest running play in school history
- Had the 11th-best all-purpose yardage game among FBS and second among Mountain West players for the season with 305 yards against Colorado State
- His 146 rushing yards on 18 carries vs. Colorado State was a personal single-game career best and one of three 100-plus rushing yardage games of the season

- Gained 133 yards with a touchdown on 11 carries vs. UNLV and 104 yards on 22 attempts at Utah State (11/21)
- Fifth on the team with 29 receptions for 306 yards and a 75-yard touchdown at Auburn (9/6)
- The 75-yard touchdown reception in the Auburn game matched the longest pass play against the Tigers during the season
- Added punt return duties for the first time to his repertoire
- Scored his first touchdown via punt return on his second attempt of the season – a 40-yarder in the season-opening North Dakota win (8/28)
- Finished the season returning only seven punts with an 11.6 yards per return average

2013 (San Jose State):

- Saw action only in the season-opening win vs. Sacramento State (8/29)
- Had two carries for two yards before leaving the game with an injury
- Missed the remainder of the season

2012 (San Jose State):

- A second-team All-WAC choice as a kickoff return specialist
- Tied the San Jose State single-season record with kickoff returns for touchdowns at San Diego State (9/22) and UTSA (10/20)
- UTSA touchdown return also gave him the Spartans' career record
- Named the WAC Special Teams Player of the Week after the San Diego State win with 167 yards in kickoff returns and a 33.4 yard average
- Rushed for a score in the Colorado State win (9/15) and caught a 36-yard scoring pass in the UTSA triumph
- Had a career-best 56 yards on 11 carries in the win at Navy (9/29)
- Then-career-long 32-yard run in the Texas State triumph (10/27)

2011 (San Jose State):

- Played in all 12 games
- A running back, defensive back, special teams player and excelled as a kickoff return specialist
- Finished with a 24.0-yard kickoff return average
- Was 51st nationally and fourth in the WAC
- First Spartan since 2005 to return a kickoff for a touchdown with his 95-yard return at Utah State (11/12)
- His 672 kickoff return yards were the ninth best single-season Spartan total
- Third on the team in rushing with 107 yards
- A season-high 40 yards on nine carries in his running back debut against Brigham Young (10/8)
- First major college touchdown was an 11-yard run vs. Idaho (11/5)

PERSONAL:

- A two-time, first-team, all-purpose, All-C.I.F. back from Colton (Calif.) High (Coaches Richard Bray and Harold Strauss)
- An All-C.I.F. defensive back as a junior after compiling an astounding 24 pass breakups and two interceptions.
- A 2010 All-C.I.F. running back who rushed for 2,848 yards, averaged 7.3 yards carry and scored 26 touchdowns in two seasons
- Return specialist who averaged 11.5 yards per punt return and 25.6 yards per kickoff return
- Played in the 2011 San Bernardino County All-Star Game in Corona, Calif.
- Majored in communication studies
- A skilled barber
- Studied to earn his California real estate license in February 2016
- A native of San Bernardino, Calif.



K.J. DILLON

SAFETY | 6-0 | 210 | WEST VIRGINIA

Hometown: Apopka, Fla. | Rookie | Age: 22

Acquired: D5a-'16 | 2015 GP/GS (Playoffs): 0/0 (0/0) | Career GP/GS (Playoffs): 0/0 (0/0)

Teams: Houston 2016

36

TRANSACTIONS:

Selected by the Houston Texans with the 22nd pick in the fifth round (159th overall) of the 2016 NFL Draft.

CAREER AT WEST VIRGINIA:

- Played four seasons (2012-15) at West Virginia University in Morgantown, W. Va.
- Saw action in 48 games and made 29 starts at safety over his four-year career
- Totaled 165 tackles (18 for loss), five interceptions, two forced fumbles and six pass breakups

2015 (West Virginia):

- Finished with 55 tackles, 7.5 for loss, two interceptions and eight pass breakups, garnering second team All-Big 12 accolades
- All-Big 12 Conference Second Team (Coaches)
- All-Big 12 Conference Third Team (Phil Steele)
- Played in 48 career games and started 29
- Posted four solo tackles vs. Arizona State
- Had three tackles and a pair of pass breakups at Kansas State
- Returned an interception 25 yards and had two tackles vs. Iowa State
- WVU Defensive Champion for performance against Texas Tech; led the team with a career best nine tackles, including one for loss
- Had a team-high seven solo tackles, two for loss, at TCU
- Had five solo tackles and a pass breakup at Baylor
- Had two tackles for loss and six tackles vs. Oklahoma State
- Recorded seven tackles and one pass breakup at Oklahoma
- Had an interception, one tackle for loss and one pass breakup vs. Maryland
- Had four tackles, assisted on one tackle for loss and had one pass breakup vs. Georgia Southern

2014 (West Virginia):

- Played in 13 games and started 12
- Fourth-leading tackler, finishing with 62 tackles, including 43 unassisted tackles, 0.5 sacks, 7.5 tackles for loss
- Tied for the team lead with three interceptions and seven pass breakups
- Used on 998 plays, including 904 on defense
- Saw action on a season-high 84 defensive plays against Alabama and Texas A&M
- Earned WVU's Defensive MVP honors against Texas A&M in the Liberty Bowl, finishing with five solo tackles, a pass breakup and returning an interception 35 yards for a touchdown
- Registered a career-high 11 tackles at Iowa State, including five solo tackles, 1.5 tackles for loss and a pass breakup
- Also had a career-high six assisted tackles at Iowa State
- Finished with a career-high eight tackles against Kansas State, including a career-high seven solo stops and one pass breakup
- Had five tackles at Texas; including four solo stops
- Registered five tackles against TCU, including three solo stops and had an interception and a pass breakup
- Finished with four tackles, including one for loss at Oklahoma State
- Three solo tackles and two pass breakups vs. Baylor
- Registered first career interception at Texas Tech
- Also had four tackles against the Red Raiders, including three solo tackles and a pass breakup
- Finished with four tackles against Kansas; including three solo stops
- Two solo tackles against Oklahoma
- Finished with three tackles, including one for loss at Maryland
- Registered six tackles (four solo) and a tackle for loss vs. Alabama

2013 (West Virginia):

- Played in nine games and started four at safety
- Finished the season with 28 tackles, including 23 solo stops, three tackles for loss, a fumble recovery and a team-high six pass breakups
- Career high in pass breakups (2) vs. Texas and at Oklahoma
- Set career highs in unassisted tackles (6) and total tackles (6) at Baylor
- Recovered first career fumble vs. Maryland

2012 (West Virginia):

- Added depth at boundary safety and was used on special teams
- Played in all 13 games

- Finished with 20 tackles, including 14 solo tackles and a forced fumble

PERSONAL:

- Three-year starter for Head Coach Rick Darlington at Apopka (Fla.) High
- 2011 Orlando Sentinel All-Central Florida Second Team Defense
- Played in the 2011 Central Florida All-Star Game for the East Side
- Birthday is May 11
- Son of Kimberly Dillon
- One of three children
- Majored in communication studies



D.J. READER

NOSE TACKLE | 6-3 | 327 | CLEMSON

Hometown: Greensboro, N.C. | Rookie | Age: 21

Acquired: D5b-'16 | 2015 GP/GS (Playoffs): 0/0 (0/0) | Career GP/GS (Playoffs): 0/0 (0/0)

Teams: Houston 2016

98

TRANSACTIONS:

Selected by the Houston Texans with the 27th pick in the fifth round (166th overall) of the 2016 NFL Draft.

CAREER AT CLEMSON:

- Played four seasons (2012-15) at Clemson (S.C.) University
- Longtime backup at defensive tackle who found his way into the starting lineup as a senior
- Finished career with 145 tackles, nine tackles for loss, five sacks and 24 quarterback pressures in 1,087 snaps over 46 games (10 starts) in his career
- Became the second Tiger to letter on top-25 football and baseball teams in one academic year (2012-13) since 1994-95 (Kyle Parker (2009-10) is the other)
- Played in the 2016 Senior Bowl

2015 (Clemson):

- Permanent team co-captain
- Finished season with 35 tackles and three quarterback pressures in 259 snaps over nine games (six starts)
- Returned to action at Miami after a personal leave of absence, logging 17 snaps and seven tackles
- Had five tackles and earned first start of the season against Florida State
- Posted four tackles against North Carolina
- Contributed 1.5 tackles for loss and a half-sack against Oklahoma in the Capital One Orange Bowl
- Posted four tackles in National Championship Game vs. Alabama, earning a share of defensive player of the game honors from coaches along with Kevin Dodd

2014 (Clemson):

- Had 27 tackles, 2.5 tackles for loss, 1.5 sacks and 10 quarterback pressures in 250 snaps over 12 games (one start)
- Had five tackles and 0.5 tackles for loss in 23 snaps at No. 12 Georgia on Aug. 30
- Had five tackles in 22 snaps at No. 1 Florida State on Sept. 20
- Had three tackles and two quarterback pressures in 23 snaps against Syracuse on Oct. 25; also played one snap on offense
- Had three tackles, 0.5 sacks and tied for the team-high with three quarterback pressures in 25 snaps at Wake Forest on Nov. 6; also played one snap on offense
- Had three tackles, 1.5 tackles for loss and one sack in 22 snaps against South Carolina on Nov. 29
- Had two quarterback pressures in 21 snaps against No. 24 Oklahoma in the Russell Athletic Bowl on Dec. 29

2013 (Clemson):

- Had 43 tackles, five tackles for loss, three sacks and eight quarterback pressures in 342 snaps over 13 games (three starts)
- Played four snaps on offense
- Had five tackles and 0.5 tackles for loss in 33 snaps against SC State on Sept. 7
- Had five tackles and 0.5 tackles for loss in 26 snaps against Wake Forest on Sept. 28; also played one snap on offense
- Had four tackles and his first career sack in 29 snaps at Syracuse on Oct. 5; also played one snap on offense
- Had one tackle and two quarterback pressures in 28 snaps against Boston College on Oct. 12; also played one snap on offense
- Had two tackles and 1.0 sack in 37 snaps against No. 5 Florida State on Oct. 19
- Had five tackles in 32 snaps at Maryland on Oct. 26; it was his first career start

2012 (Clemson):

- Had 40 tackles, three quarterback pressures and one pass breakup in 236 snaps over 13 games
- Averaged one tackle every 5.9 snaps, one of the best figures on the team
- Had two tackles in six snaps against No. 25 Auburn at Atlanta, Ga. on Sept. 1; it was his first career game

PERSONAL:

- Attended Grimsley High School in Greensboro, N.C.
- SuperPrep All-American
- Had 50 tackles, seven tackles for loss and five sacks as a senior
- Starting center on the basketball squad
- Standout baseball player (right-handed pitcher and designated hitter) who has been clocked

in the 90s

- All-conference in baseball as a sophomore, junior and senior
- All-region in baseball as a junior and senior
- Team MVP in baseball as a junior and senior
- Batted .529 as junior
- Lettered four times in football, four times in baseball and four times in basketball
- Coached by Damon Coiro at Grimsley High School
- Recruited by Robbie Caldwell
- His mother, Felicia, played softball at North Carolina A&T from 1985-88
- His uncle, Glenn Ford, played football at Tennessee from 1978-80
- Graduated with a degree in communication studies in December 2015
- Born July 1, 1994



STEPHEN ANDERSON

TIGHT END | 6-2 | 230 | CALIFORNIA

Hometown: San Jose, Calif. | Rookie | Age: 23

Acquired: CFA-'16 | 2015 GP/GS (Playoffs): 0/0 (0/0) | Career GP/GS (Playoffs): 0/0 (0/0)

Teams: Houston 2016

89

TRANSACTIONS:

Signed by the Houston Texans as a college free agent on May 5, 2016.

CAREER AT CALIFORNIA:

- Played four seasons (2012-15) at the University of California, Berkeley after redshirting the 2011 campaign
- Played in 37 games and made 25 starts
- Finished his career with 101 receptions for 1,260 yards receiving and seven touchdown receptions with all of the stats coming over his final three years
- Earned both honorable mention All-Pac-12 selection of the league's coaches and Cal's Ken Cotton Award as the team's Most Courageous Player as a junior and senior
- Had career highs of 46 receptions, 661 yards receiving and five touchdown catches as a 2014 junior despite missing the first two games due to injury
- Registered a career-high nine catches for 117 yards at Oregon State as a junior after an earlier contest the same season in which he recorded a previous career-best seven catches for a career-high 136 yards and one touchdown against Colorado, with the single scoring grab one of seven times in which he had a single touchdown reception to equal a career best
- Posted the longest catch of his career when he hauled in a 75-yard touchdown pass from Jared Goff against Colorado as a junior
- Has at least two catches in each of his last 10 games as a junior and then for another string of eight straight games at one point during his senior season
- Had five career tackles and one fumble recovery with the latter coming during his senior season against Grambling State
- Participated in the 2016 NFL Scouting Combine February 23-29 at Lucas Oil Stadium in Indianapolis

2015 (California):

- Played in all 13 games and led all Cal receivers with 12 starts as he contributed 41 receptions for 474 yards receiving with two touchdown catches to earn honorable mention All-Pac-12 honors from the league's coaches
- Earned Cal's Ken Cotton Award for the team's Most Courageous Player for the second consecutive season
- Had at least one catch in 12 of 13 contests
- Recorded a season-high-tying six receptions for a season-high 99 yards at Utah, while he equaled the season-high six catches for 56 yards at Texas
- Picked up his touchdown receptions in back-to-back contests against USC (3-25, touchdown) and at Oregon (3-23, touchdown)
- Posted single tackles vs. San Diego State and USC, while his fumble recovery came against Grambling State
- A preseason national honors candidate for several awards including the John Mackey Award and the Burlsworth Trophy

2014 (California):

- Third-team All-Pac-12 selection by College Sports Madness and an honorable mention pick of the league's coaches
- Played in 10 games with eight starts including each of the last six contests and totaled career highs of 46 receptions, 661 yards receiving and five touchdown catches
- Earned Cal's Ken Cotton Award for the team's Most Courageous Player and was Cal's nominee for the Burlsworth Trophy
- Led the team with an average of 66.1 receiving yards per game, while ranking second on the club in receiving yards, fourth in receptions, fourth in yards per reception (14.4) that was the best of any Pac-12 receiver in the top 10 in receptions or receiving yards per game, tied for fourth in touchdown catches, fifth with 661 all-purpose yards (all receiving), sixth with five touchdowns overall and seventh in total points (30) despite missing the first two games with an injury
- Among conference and national leaders in receiving yards per game (No. 11 Pac-12, No. 70 NCAA), yards per reception (No. 13 Pac-12, No. 112 NCAA), receptions per game (4.6, No. 15 Pac-12, No. 90 NCAA) and receiving yards (No. 17 Pac-12, No. 123 NCAA)
- Had the two biggest games of his career at Oregon State with a career-high nine receptions and 117 yards receiving and vs. Colorado with seven receptions, a career-high 136 yards receiving and a 75-yard touchdown catch from Jared Goff that was the longest reception of his career, leading Cal in receptions and receiving yards in both contests
- Picked up at least two catches in each of the 10 games he played in
- Recorded the first touchdown catch of his career in the first game of the season he played in during the third contest of the year at Arizona
- Had a career-high three tackles with a single-game career-high two vs. Stanford and one against BYU

2013 (California):

- Recorded 14 receptions and 125 yards receiving over 10 games and five starts
- Had a season-high three catches for 22 yards to put up the first numbers other than participation in his career against Portland State, while his 30 receiving yards on two catches against Washington State were a season high
- Registered at least one catch in eight consecutive games he played in

2012 (California):

- Saw the first action of his collegiate career, participating in four games off the bench against Southern Utah, at USC, vs. Arizona State and at Oregon State
- On the receiving end of a 75-yard touchdown pass from Austin Hinder on the final play of the spring game but his Blue team lost 21-20 to the Gold squad when it failed to convert on an ensuing two-point conversion attempt
- Led all players with 96 yards receiving on two catches in the spring game with a 21-yard reception in addition to the 75-yard scoring strike

2011 (California):

- Redshirted and did not play

PERSONAL:

- Had a strong 2010 senior season at Piedmont Hills High School in San Jose, Calif., making 83 catches for 1,340 yards receiving and 14 touchdown receptions with a long catch of 95 yards, helping to lead his squad to an 11-2 overall record and a 6-1 mark in the Mount Hamilton League on the way to a co-league title and a Central Coast Section crown
- Posted three games with double-digit receptions as a senior, including a career-high 14 catches for 189 yards and a score in a loss to Bellarmine Prep
- Posted a career-high 205 receiving yards on eight catches, including a 95-yarder for a touchdown, in the section title game win over Homestead during his senior season
- Scored a total of 16 touchdowns as a senior, adding two on 12 punt returns for 212 yards with a long of 72 yards
- Had 121 tackles, five pass breakups and one forced fumble on defense during his senior campaign, in addition to blocking a field goal attempt as a member of his squad's special teams
- Registered six double-digit tackle games as a senior, including a career-high 15 stops vs. Bellarmine Prep and 14 against Homestead
- Added 59 catches for 828 yards receiving and 10 touchdown receptions (11 touchdowns total) on offense, and 101 tackles and two interceptions defensively as a 2009 junior when his squad was 9-3 overall and 6-1 in the Mount Hamilton League
- Has spent time working as an intern at Children's Hospital in Oakland
- Majored in public health
- Full name is Stephen Todd Anderson Jr.
- Parents and sister are all Cal alumni
- Twitter handle is @S_Anderson89



QUENTON BUNDRAGE

WIDE RECEIVER | 6-2 | 198 | IOWA STATE

Hometown: Palmetto, Fla. | Rookie | Age: 24

Acquired: CFA-'16 | 2015 GP/GS (Playoffs): 0/0 (0/0) | Career GP/GS (Playoffs): 0/0 (0/0)

Teams: N.Y. Jets 2016; Houston 2016

14

TRANSACTIONS:

Signed by the N.Y. Jets as a college free agent on May 6, 2016...Waived by the Jets on June 18, 2016...Signed by the Houston Texans on July 25, 2016.

HONORS:

- Third-Team All-Big 12 – Phil Steele (2013)
- College Football News HM All-America All-Sophomore team (2013)
- Ray Scott Outstanding Offensive Skill Player Award (2013)
- Dury Moss Award Winner - Team's Outstanding Newcomer (2012)

CAREER AT IOWA STATE:

- Played three seasons (2012-13; 15) at Iowa State University in Ames, Iowa
- Redshirted the 2011 campaign and missed all but one offensive series of the 2014 season with a knee injury
- Appeared in 39 career games and tallied 109 receptions for 1,456 yards and 15 touchdowns
- Returned eight kickoffs for 146 yards and added one punt return for no gain

2015 (Iowa State):

- Played in all 12 games and made 10 starts
- Rebounded with a fine senior season after missing his junior campaign with a knee injury
- Finished second on the team in receptions (41), receiving yards (548) and touchdown catches (4)
- Tallied 75 yards receiving and a touchdown at Texas Tech (10/10)
- Tied a career high with seven receptions and posted a season-high 86 yards receiving vs. TCU (10/17)
- Recorded his fourth multi-touchdown game of his career with two touchdown catches at Baylor (10/24)
- Had seven catches for 70 receiving yards in the season finale at West Virginia (11/28)
- Ended his career ranking ninth in receiving yards (1,456), 13th in receptions (109) and tying for second in TD catches (15)

2014 (Iowa State):

- Went down with a season-ending knee injury on the first offensive series of the season opener vs. North Dakota State (8/30)

2013 (Iowa State):

- Emerged as ISU's big-play receiver, leading the team in receptions (48), receiving yards (676) and touchdown catches (9)
- Named to the College Football News' Honorable Mention All-America All-Sophomore team
- Named Third-Team All-Big 12 by Phil Steele
- Earned the Ray Scott Award for outstanding offensive skill player
- His nine touchdown catches tied the ISU single-season school record and ranked third in the Big 12 and 30th nationally
- Posted three multi-touchdown-catch games (Iowa-3, Oklahoma State-2, West Virginia-2) to tie an ISU single-season record
- Had 386 yards after the catch (57.1 pct. of his receiving yards), the ninth-best total in the Big 12
- Tallied career highs in receptions (7), receiving yards (146) and touchdown catches (3) vs. Iowa (9/14)
- Became one of only seven players in school history with three or more touchdown catches in a game (9/14)
- Posted 137 yards receiving vs. Texas on five catches (10/3)
- Caught a 97-yard TD pass vs. Texas (10/3), which broke ISU's record for longest pass play in school history and tied the Big 12 mark. It was the second-longest play from scrimmage in school history and the longest play from scrimmage in Jack Trice Stadium history. It was also the longest play from scrimmage in the Big 12 and the third-longest pass play in FBS in 2013
- Scored a pair of touchdowns on four catches vs. Oklahoma State (10/26)
- Tied a career high with seven catches and had 93 yards receiving and two touchdowns at West Virginia (11/30)
- Posted three scoring plays of 60 yards or longer (97 vs. Texas, 67 vs. Iowa, 62 at West Virginia)
- Was the only player on offense to start all 12 games

2012 (Iowa State):

- Received the Dury Moss Award, which is given annually to the team's outstanding newcomer
- Finished the season with 20 catches for 232 yards and two touchdowns
- First career catch was 13-yarder vs. Western Illinois (9/15)
- Had four catches for 62 yards at Oklahoma State (10/20) and four more receptions for 44 yards vs. Oklahoma (11/3)
- Hauled in touchdown receptions at Texas (11/10) and vs. West Virginia (11/23)

2011 (Iowa State):

- Redshirted his first season at Iowa State

PERSONAL:

- Attended Manatee High School in Bradenton, Fla.
- Lettered four times at MHS for Head Coach Joe Kinnan
- Helped lead Manatee to a 13-1 record his senior season and a state semifinals appearance
- Caught 70 passes for 1,225 yards and 15 touchdowns as a senior
- Also had 16 carries for 134 yards and three touchdowns for the Hurricanes
- Class 5A second-team all-state as a junior
- Also earned first-team all-area honors
- Caught 46 passes for 800 yards and 11 touchdowns as a junior
- Caught six passes for 79 yards in state championship game as a junior
- Also competed in basketball and track
- State finalist in the high jump as a junior
- Three-star recruit
- Ranked 83rd among class of 2011 wide receivers by Rivals.com
- Chose Iowa State over offers from Cincinnati and Louisville



KA'IMI FAIRBAIRN

KICKER | 6-0 | 185 | UCLA

Hometown: Kailua, Hawaii | Rookie | Age: 22

Acquired: CFA-'16 | 2015 GP/GS (Playoffs): 0/0 (0/0) | Career GP/GS (Playoffs): 0/0 (0/0)

Teams: Houston 2016

7

TRANSACTIONS:

Signed by the Houston Texans as a college free agent on May 5, 2016.

CAREER AT UCLA:

- Played four seasons (2012-15) at the University of California, Los Angeles
- Lou Groza Award winner in 2015
- Became the all-time leading scorer for the Pac-12 Conference and UCLA during the 2015 season
- Finished his career by connecting on 41 straight field goal attempts from 35 yards and in
- Handled all of the Bruin placekicking chores in his four seasons with the program
- Added kickoff duty in years two, three and four
- First Bruin to score over 100 points in four straight seasons

2015 (UCLA):

- Saw action in all 13 games as placekicker and also handled kickoffs
- Lou Groza Award winner
- Consensus first-team All-America selection (AP, FWAA, AFCA, Walter Camp, SI.com)
- First-team All-Conference (AP)
- Second-team All-Conference selection (coaches)
- Finished his career first on the all-time scoring list for the Pac-12 and UCLA with 413 points
- Fourth on the all-time UCLA field goals made list with 68
- Became the all-time leading scorer on a 22-yard field goal against Washington State
- Had a streak of 19 straight field goals made during the season
- His 60-yard field goal against Cal was the longest in school history and the longest ever in a Conference game
- It was tied for the second-longest ever by a conference player
- Booted a 53-yard kick against Arizona State earlier in the season which was then the fourth-longest in school history
- His 20 made field goals tied for seventh-most in a season by a Bruin player
- Tied his career-best with four field goals against Washington State
- Had 59 touchbacks on his 84 kickoff attempts

2014 (UCLA):

- Saw action in all 13 games as the placekicker and also handled the kickoffs
- Connected on 18-of-22 field goal attempts for an .818 which ranked 19th in the nation, third in the Pac-12
- Finished the season having made 13 of his last 14 field goal attempts overall
- 50 of his 80 kickoffs went for touchbacks
- Converted all three field goal attempts at Washington
- Presented the Captain Don Brown Award for Most Improved Player (special teams) at the team's annual banquet

2013 (UCLA):

- Saw action in all 13 games as the Bruin placekicker
- Also handled kickoff duties
- Presented the Most Valuable Special Teams Player Award at the Sun Bowl
- Ranked 49th in the nation, fourth in the conference in kick scoring (7.8) and ninth in scoring among all players
- His 101 points scored ranked 15th on the all-time school season list

2012 (UCLA):

- Saw action in all 14 games as the Bruin placekicker
- Connected on 14 of his 15 field goal attempts from 35-yards-and-in during the season
- Made 11 in a row from that range to end the season
- Made a season-long 48-yarder against Stanford in the Rose Bowl
- His 33-yard kick at Arizona State with no time left provided the winning points in a 45-43 Bruin victory
- Scored 104 points on the season, tied for 11th on the school single-season list
- His total of 16 made field goals ranks tied for 11th on that school single-season list

PERSONAL:

- Ka'imi (Kuh-EE-me) Fairbairn (Fair-Bairn)
- Saw action as a kicker and punter at Punahou School in Honolulu for Head Coach Kale Ane
- Two-star recruit according to Rivals.com and Scout.com
- As a senior, put 95 percent of his kickoffs into the end zone, and hit 13-of-18 field goal tries, including one from 55 yards
- Named first-team all-state as a senior and junior and to the All-ILH Division Team

- Earned second-team all-state honors as a sophomore
- Three-year winner of the Special Team MVP Award
- Also played soccer (central defender) for coach Dave Trifonovitch
- Named first-team all-state as a senior and junior for the two-time State champs
- ILH Defensive Player of the Year his last two seasons.
- Full Name: John Christian Ka'iminoeauloameka'ikeokekumupa'a Fairbairn
- Born in Kailua, Hawaii
- Parents are John and Rochelle Fairbairn
- Has one younger brother, Kona, and one younger sister Kiara
- Earned a spot on the UCLA Athletic Director's Honor Roll in Fall 2012, Spring 2015
- Hobbies include playing golf



JOEL HEATH

DEFENSIVE END | 6-6 | 293 | MICHIGAN STATE

Hometown: Cleveland, Ohio | Rookie | Age: 22

Acquired: CFA-'16 | 2015 GP/GS (Playoffs): 0/0 (0/0) | Career GP/GS (Playoffs): 0/0 (0/0)

Teams: Houston 2016

93

TRANSACTIONS:

Signed by the Houston Texans as a college free agent on May 5, 2016.

CAREER AT MICHIGAN STATE:

- Played four seasons (2012-15) at Michigan State University in East Lansing, Mich. after redshirting the 2011 campaign
- Three-year letterwinner played in 39 career games, including 24 starts
- Two-year starter on the defensive line (2014-15)
- Had 60 career tackles, including 10.5 for losses and 4.5 sacks
- Earned his bachelor's degree in interdisciplinary studies in social science in December 2015
- Collected six tackles in two bowl games (2015 Cotton, 2015 College Football Playoff Semifinal at Cotton Bowl)
- Had a productive game in the 2015 Cotton Bowl Classic win over No. 4 Baylor, tallying three stops

2015 (Michigan State):

- Started 12 games at defensive tackle
- Missed the Central Michigan (Week 4) and Maryland (Week 10) games due to an injury
- Recorded a career-high 31 tackles, including 5.5 for losses (26 yards) and 2.0 sacks (11 yards)
- Ranked 11th on the team with 52 production points during the regular season
- Honorable mention All-Big Ten (media)
- Had two tackles and was credited with a half tackle for loss vs. No. 4 Iowa in the Big Ten Championship Game
- Posted four stops, including an 8-yard sack, vs. Indiana; named Spartan Defensive Player of the Week against the Hoosiers
- Did not play vs. Central Michigan (injured)
- Talled a career-high six tackles, including a 10-yard loss, and also forced a fumble in the win over seventh-ranked Oregon
- Recorded three tackles, including a 3-yard sack, in the season opener at Western Michigan

2014 (Michigan State):

- Started 12-of-13 games at defensive tackle
- Had 29 tackles, including five for losses (22 yards) and 2.5 sacks (19 yards)
- Led Spartan defensive tackles with five tackles for loss
- Had a productive game in the 2015 Cotton Bowl Classic win over No. 4 Baylor, tallying three stops; credited with a half sack (6 yards) of Bear QB Bryce Petty, along with teammate Shilique Calhoun, in the third quarter, and also split a tackle for loss (1 yard) with Darien Harris on a rush in the first quarter
- Recorded career highs in tackles (five), tackles for loss (two for 7 yards) and sacks (1.0 for 6 yards) vs. Rutgers
- Had three tackles, including a half sack (4 yards), vs. No. 14 Ohio State
- Recorded four tackles, including a half sack (3 yards), at No. 3 Oregon
- Collected three tackles, including a half tackle for loss, in his first career start in the season opener vs. Jacksonville State

2013 (Michigan State):

- Saw action in nine games as a backup defensive end to earn his first letter
- Made the transition from defensive end to defensive tackle during bowl practices
- Recorded three quarterback hurries, including two at Illinois
- Had a quarterback hurry in the win over No. 23 Michigan
- Broke up a pass in the season opener against Western Michigan

2012 (Michigan State):

- Appeared in five games (Boise State, Central Michigan, Notre Dame, Eastern Michigan, Michigan)

2011 (Michigan State):

- Redshirted the season

PERSONAL:

- Attended Mount Healthy Jr/Sr High School in Cincinnati
- Represented the Ohio All-Stars in the June 2011 Big 33 Classic in Hershey, Pennsylvania
- Rated among the nation's top defensive ends by Scout.com (No. 26)
- Named to SuperPrep's and PrepStar's All-Midwest Teams
- Ranked among Ohio's top seniors by Rivals.com (No. 49)
- Three-year starter for Coach Arvie Crouch

- Two-time first-team All-Ohio (Division II) selection by The Associated Press
- Named AP All-Ohio Division II Co-Defensive Player of the Year as a senior
- Two-time first-team AP Southwest All-District pick
- Selected AP Southwest All-District Defensive Player of the Year in 2010
- Two-time first-team all-conference choice
- Voted Fort Ancient Valley Conference Co-Athlete of the Year as a senior
- Produced 5.0 sacks in 2010
- Named to Cincinnati Enquirer's All-Area (Division II-VI) Team as a junior
- Recorded 41 tackles (22 solos, 19 assists) in 2009, finishing third in the conference with 6.5 sacks
- Graduated with a bachelor's degree in criminal justice



RA'ZAHN HOWARD

DEFENSIVE TACKLE | 6-3 | 325 | PURDUE

Hometown: Asbury Park, N.J. | Rookie | Age: 21

Acquired: CFA-'16 | 2015 GP/GS (Playoffs): 0/0 (0/0) | Career GP/GS (Playoffs): 0/0 (0/0)

Teams: Houston 2016

60

TRANSACTIONS:

Signed by the Houston Texans as a college free agent on July 20, 2016.

CAREER AT PURDUE:

- Played three seasons (2013-15) at Purdue University in West Lafayette, Ind.
- Tallied 47 total tackles (24 solo), 3.0 sacks, 3.5 tackles for loss, one fumble recovery and four passes defended in his Boilermaker career
- Left Purdue after his junior season and became eligible for the 2016 NFL Supplemental Draft but was not selected

2015 (Purdue):

- Saw action in a career-high 12 games, all as a reserve
- Posted career highs in tackles (23), assists (12), tackles for loss (1.5), fumble recoveries (one) and passes defended (four)
- Notched his first career fumble recovery in the season opener at Marshall (9/6)
- Recorded four tackles (three solo) vs. Bowling Green (9/26)
- Set a season high with six tackles (two solo) and added a sack for a 3-yard loss at Wisconsin (10/17)
- Made a tackle and broke up a pass vs. Nebraska (10/31)
- Tallied four tackles (two solo) vs. Illinois (11/7)
- Made a pair of solo tackles and recorded a quarterback hit at No. 24 Northwestern (11/14)

2014 (Purdue):

- Appeared in 11 games, starting 10
- Finished with 20 tackles, 11 solo, a tackle for loss, a sack, and a pass breakup
- Made three tackles (one solo) vs. Central Michigan (9/6)
- Recorded three tackles (one solo) vs. No. 11 Notre Dame (9/13)
- Had two solo tackles vs. Iowa (9/27)
- Made two tackles (one solo) and a sack at Illinois (10/4)
- Recorded four tackles (three solo) at Minnesota (10/18)
- Had three tackles at No. 17 Nebraska (11/1)
- Made two solo tackles vs. Northwestern (11/22)
- Recorded one solo tackle at Indiana (11/29)

2013 (Purdue):

- Appeared in six games as a reserve
- Had four tackles on the season with 1.0 sack and two pass breakups
- Had two tackles, one solo, and two breakups at Michigan State (10/19)
- Recorded first collegiate sack vs. Iowa (11/9)

PERSONAL:

- A 2012 graduate of Asbury Park (N.J.) High School after transferring from Winslow Township High School in Atco, N.J.
- Spent 2012-13 at Atlanta Sports Academy
- Third-team All-State selection at defensive tackle and helped lead Asbury Park to NJSIAA state championship in 2011
- Keyed Asbury Park defense which allowed just 464 rushing yards all season
- Named as the Class B Central Defensive Player of the Year
- Had 68 tackles with 12.0 sacks and 15 quarterback hurries
- Also forced three fumbles and had 31 tackles for loss
- Named first-team All-Shore Conference
- Finished with 57 tackles and had 10.0 sacks as a junior at Winslow Township
- Majored in law and society at Purdue



TEVIN JONES

WIDE RECEIVER | 6-2 | 225 | MEMPHIS

Hometown: League City, Texas | Rookie | Age: 23

Acquired: CFA-'16 | 2015 GP/GS (Playoffs): 0/0 (0/0) | Career GP/GS (Playoffs): 0/0 (0/0)

Teams: Houston 2016

88

TRANSACTIONS:

Signed by the Houston Texans as a college free agent on May 5, 2016.

CAREER AT MEMPHIS:

- Played four seasons (2012-15) at the University of Memphis (Tenn.) after redshirting the 2011 campaign
- Appeared in 51 career games for the Tigers, including 27 starts
- Had 90 career catches for 1,215 yards and nine touchdowns
- Also had nine career rushes for 45 yards
- Played all 13 games for Memphis in both his junior and senior seasons
- Averaged 13.5 yards per catch over his career and 1.8 catches per game in 51 games
- Also a special teams standout at Memphis who has five total tackles, one punt return for a touchdown (2012) and two blocked punts during playing career
- Earned Tiger 3.0 list recognition for the Spring 2012 and Fall 2012 semesters

2015 (Memphis):

- Appeared in all 13 games in his final campaign at Memphis, grabbing 22 catches for 316 yards and four touchdowns
- Added nine rushes for 45 yards
- Had three catches for 98 yards and a touchdown in the comeback road win at Bowling Green, including a 48 yard catch in the fourth quarter that tied the game at 41-41 with 11:19 to play
- Added four catches for 64 yards in the league-opening win against Cincinnati, including a 21-yard catch
- Tied his season-high with four catches for 77 yards and two touchdowns in the road win at Tulsa, including a career-best 58-yard catch in the first quarter to open scoring in an eventual 66-42 win
- Also scored the Tigers' last touchdown in the win with a 5-yard catch in the fourth quarter
- The two touchdowns against Tulsa was his first career game with multiple touchdown catches

2014 (Memphis):

- Ranked third on the Memphis team in both receptions and receiving yards
- Caught 33 passes for 442 yards including three receptions for touchdowns
- Also had one tackle and blocked a punt during the year
- Played in all 13 games, starting 10 contests
- Started all eight American Athletic Conference games as the Tigers captured the program's first league title since 1971
- Had at least one reception in every regular season game played
- Began American play by catching a total of 16 passes for 212 yards and two touchdowns in the Tigers' first three league games
- Played in Memphis' first bowl game since 2008 as the Tigers culminated the season with a victory in the inaugural Miami Beach Bowl

2013 (Memphis):

- Caught 25 passes for 292 yards and a touchdown as a sophomore during the 2013 season
- Ranked fourth on the squad in receptions and fifth in receiving yards
- Averaged 11.7 yards per catch
- Had six multi-reception games including four of the first five contests
- Caught at least one pass in 11-of-12 games during 2013 season
- Also had two runs for 12 yards during the year
- Saw action in all 12 games, starting seven contests including the Tigers' first four games

2012 (Memphis):

- Played in all 12 games as a redshirt freshman, seeing playing time not only at wide receiver, but also on special teams
- During the year caught 10 passes for 165 yards and a touchdown while also carrying the ball 10 times for 32 rushing yards and a score
- On special teams blocked a punt, recovered another punt for a touchdown and was credited with a tackle
- For the year had eight special teams knockdowns

2011 (Memphis):

- Played in one game as a true freshman
- Received a redshirt following the season

PERSONAL:

- Played at Clear Creek High School in League City, Texas, under head coach Darrell Warden
- Two-year letterwinner at wide receiver for the Wildcats
- Named all-area and all-region in helping Clear Creek post a 9-3 overall record
- Hauled in 34 catches for 610 yards (17.9 yards-per-catch average) and six touchdowns as a senior
- Had 39 catches for 509 yards (13.1 average) and six touchdowns as a junior
- Also had one rushing touchdown and one punt return touchdown his junior campaign
- Lettered in track
- Posted a 4.2 GPA
- Born in Amory, Miss.
- Majored in interdisciplinary studies



UFOMBA KAMALU

DEFENSIVE END | 6-6 | 297 | MIAMI (FLA.)

Hometown: Fayetteville, Ga. | Rookie | Age: 23

Acquired: CFA-'16 | 2015 GP/GS (Playoffs): 0/0 (0/0) | Career GP/GS (Playoffs): 0/0 (0/0)

Teams: Houston 2016

94

TRANSACTIONS:

Signed by the Houston Texans as a college free agent on May 5, 2016.

CAREER AT MIAMI:

- Played three seasons (2013-15) at the University of Miami (Fla.) after spending the 2012 campaign at Butler Community College in El Dorado, Kan.
- Saw action in 35 games and made 11 starts along the Hurricanes' defensive line
- Tallied 94 tackles, 11.5 tackles for loss and 8.5 sacks over his three-year career
- Added a forced fumble, two deflected passes and an interception

2015 (Miami):

- Had strong season for Miami on defensive line, starting nine of 13 games and totaling career-high 47 tackles (4.0 TFLs)
- Had first career interception that was returned 46 yards and recovered in end zone for touchdown
- Had 1.0 sack and one quarterback hurry
- Started season opener vs. Bethune-Cookman (Sept. 5) and registered two tackles, including half-sack (three yards)
- Had dominant performance vs. Georgia Tech, totaling eight tackles (three solo), one forced fumble and one interception returned 46 yards
- Had one tackle in final start of career against Washington State in Hyundai Sun Bowl (Dec. 26)

2014 (Miami):

- Saw action in season opener at Louisville, recording four tackles (three solo)
- Recorded first sack of season against Cardinals, resulting in loss of eight yards
- Had first multi-sack game of career (2.0) against Arkansas State
- Set career high with six tackles (five solo) in first career start against Georgia Tech
- Totaled two tackles in Duck Commander Independence Bowl against South Carolina

2013 (Miami):

- Played in nine games along defensive line
- Recorded 10 tackles, 3.5 tackles for loss and 3.5 sacks
- Made Miami debut in season-opening win over FAU, tallying one tackle and a half sack
- Recorded season-high two tackles four times - Savannah State, Duke, Virginia and Pitt
- Registered sacks against Savannah State, Duke and Pitt

2012 (Butler CC):

- Recorded 54 tackles, 7.5 sacks and 14 tackles-for-loss as a freshman at Butler CC
- Added three forced fumbles and four fumble recoveries
- Played for Head Coach Troy Morrell

PERSONAL:

- Attended Starr's Mills High School in Fayetteville, Ga.
- Majored in Liberal Arts
- Listed as three-star defensive tackle by ESPNU and 247Sports.com
- Rated as No. 9-best JUCO DT and No. 87 overall JUCO prospect by 247Sports.com



RYAN LANGFORD

INSIDE LINEBACKER | 6-4 | 235 | NEW MEXICO

Hometown: Davenport, Iowa | Rookie | Age: 23

Acquired: CFA-'16 | 2015 GP/GS (Playoffs): 0/0 (0/0) | Career GP/GS (Playoffs): 0/0 (0/0)

Teams: Houston 2016

44

TRANSACTIONS:

Signed by the Houston Texans as a college free agent on May 10, 2016.

CAREER AT NEW MEXICO:

- Played two seasons (2014-15) at the University of New Mexico in Albuquerque, N.M.
- Began his career at Iowa Western Community College in Council Bluffs, Iowa, where he played the 2012 and 2013 campaigns
- Saw action in 24 games in two years at UNM, compiling 115 total tackles, 2.0 sacks, one interception, 9.5 tackles for loss, three passes defended, and one fumble recovery

2015 (New Mexico):

- Tallied 53 total tackles (25 solo), 2.0 sacks, one interception, 7.5 tackles for loss, three passes defended and one fumble recovery
- Appeared in 13 games as a senior
- Mountain West Defensive Player of the Week after UNM's 31-24 win at Boise State
- Finished sixth on the team in tackles with 53, despite only starting two games

2014 (New Mexico):

- A 2014 Mountain West All-Academic selection
- Played in 11 games, starting six, including the final five of the season
- Started against Fresno State, but hurt his labrum and missed the next week
- Tied for fourth in tackles with 62 (29 solo)
- Had two tackles for loss (for 8 yards) and one quarterback hurry
- Had a pair of double-digit tackle games, racking up 10 against Air Force, and then a career-high 11 in the 36-30 win over Wyoming
- Had nine tackles, including a career-high six solos in a 31-28 win over UNLV
- Had nine tackles and a tackle for loss against Colorado State

2013 (Iowa Western CC):

- A 2013 All-Midwest Football Conference selection for Iowa Western
- Finished with 64 tackles, 9.5 tackles for loss, two interceptions (one returned for a touchdown), three fumble recoveries (one returned for a touchdown) and two pass breakups
- The Reivers went 11-1 in 2013 and beat Butler Community College in the Graphic Edge Bowl in Cedar Falls, Iowa

2012 (Iowa Western CC):

- Finished with 56 tackles, five tackles for loss and 2.5 sacks at Iowa Western

PERSONAL:

- A 2010 first-team 4A All-Mississippi League selection and third-team All-State selection for Assumption High School in Davenport, Iowa
- Finished with 106 tackles, four tackles for loss, three sacks and four fumble recoveries
- Rushed for 752 yards on 92 carries and nine touchdowns and had 15 receptions for 226 yards and a touchdown on offense
- Participated in the 2011 Shrine Bowl Iowa All-Star game
- Earned 4A All-Mississippi League honors in 2009
- A native of Davenport, Iowa
- Had offers from Utah State, Illinois, Iowa State and Toledo



ERIC LEE

OUTSIDE LINEBACKER | 6-3 | 260 | SOUTH FLORIDA

Hometown: Daphne, Ala. | **Rookie** | **Age:** 21

Acquired: CFA-'16 | **2015 GP/GS (Playoffs):** 0/0 (0/0) | **Career GP/GS (Playoffs):** 0/0 (0/0)

Teams: Houston 2016

61

TRANSACTIONS:

Signed by the Houston Texans as a college free agent on May 5, 2016.

CAREER AT SOUTH FLORIDA:

- Played four seasons (2012-15) at the University of South Florida in Tampa, Fla.
- Started 30 games and played in 47 on his career
- Finished with 87 career tackles, 19.5 TFL and 5.5 sacks

2015 (South Florida):

- A team captain and all-conference second-team selection
- Received the Lee Roy Selmon award and the team's defensive lineman award at the annual banquet
- Started all 12 games at the defensive end position
- Totaled a career-best 45 tackles, second among defensive lineman
- Led the team with 12 tackles for loss and 5.0 sacks and added an interception, four pass breakups, two forced fumbles and a fumble recovery
- 10th in conference play in tackles for loss (12), and 13th in sacks (5.0)
- Recorded a career-high-tying six tackles and a tackle for loss in the 28-20 win at UConn (10/17)
- Had three tackles, a sack and an interception in the Miami Beach Bowl (12/21)
- Graduated with a degree in management information systems in December 2015

2014 (South Florida):

- Started all 12 games on the defensive line in the Bulls' 3-4 alignment
- Posted his best season to date logging 28 tackles (19 solo) and was fourth on the team with 6.0 tackles for loss
- Had a season-high five tackles and a tackle for loss vs. Maryland (9/6)
- Recorded a tackle for loss in seven games
- Had four tackles vs. Western Carolina (8/30)
- Recorded three tackles and a tackle for loss vs. Houston (11/1)

2013 (South Florida):

- Appeared in 11 games

2012 (South Florida):

- Saw action in 11 games, starting five, at defensive end
- Earned his first start against Syracuse and started the last five games of the season
- Posted 17 tackles, a half sack and 1.5 tackles for loss
- Made his first career tackle at Louisville
- Enrolled in January 2012 and took part in spring drills

PERSONAL:

- Attended Daphne (Ala.) High School
- Coached by Glenn Vickery at Daphne
- An honorable mention all-state selection and a two-time all-county performer
- Listed as one of ESPN's top players in the state of Alabama entering his senior season
- Led Daphne to a 25-2 record over his final two seasons
- Recorded 62 tackles and 7.5 sacks over that span
- An honorable mention all-state selection by Scout.com as a senior
- Earned all-county honors
- Named player of the game three times
- Tallied 44 tackles, 4.5 sacks and five pass breakups
- Named all-county as a junior, while helping Daphne to a perfect 15-0 record and the Alabama state championship
- Named player of the week six times
- Notched 18 tackles and 3.0 sacks
- Born in Panama City, Fla.
- Lived in Mobile, Ala. from age 3-5 before moving to Daphne
- Participated in Coastal Clean-Up
- An A/B Honor Roll student
- A Wendy's High School Heisman nominee
- Served as the treasurer for the senior class
- A member of the Key Club and Spanish Club
- Studied pre-business administration



RICHARD LEONARD

CORNERBACK | 5-9 | 189 | FLORIDA INTERNATIONAL

Hometown: Miami, Fla. | **Rookie** | **Age:** 24

Acquired: CFA-'16 | **2015 GP/GS (Playoffs):** 0/0 (0/0) | **Career GP/GS (Playoffs):** 0/0 (0/0)

Teams: Houston 2016

38

TRANSACTIONS:

Signed by the Houston Texans as a college free agent on May 5, 2016.

CAREER AT FLORIDA INTERNATIONAL:

- Played four seasons (2011-12; 14-15) at Florida International University in Miami
- Appeared in 49 games and made 32 starts over his four years with the Panthers
- Tallied 205 tackles, 6.5 tackles for loss, 37 passes defended, three forced fumbles and five fumble recoveries
- Snagged nine career interceptions and returned two for touchdowns, both in 2014
- Returned kicks and punts all four years
- Racked up 2,145 kick return yards on 86 attempts and returned one for a touchdown
- Added 577 punt return yards on 37 attempts with a pair of touchdowns

2015 (Florida International):

- Appeared and started in all 12 games for the Panthers
- Named game captain nine times
- A First-Team All-Conference USA selection at cornerback and punt returner as well as an All-C-USA Honorable Mention honoree as a kick returner
- Recorded a single-season best 62 total tackles (42 solo), good for second on the team
- Tallied eight pass breakups (tied for the team lead) and one interception for nine passes defended
- Registered 627 kick return yards on 29 attempts and 160 punt return yards on just 15 attempts
- Average of 21.6 yards per return on kickoffs ranks No. 9 in the conference, while his 10.7 yards per punt return leads the league and ranks No. 24 nationally. His 627 yards on kick return yards and 160 yards on punt returns this season both rank No. 7 all-time at FIU
- Finished career ranking No. 2 all-time in punt returns (37), punt return yardage (577), kick returns (86) and kick return yardage (2,158)
- Preseason C-USA Defensive Player of the Year
- Named to the Preseason Jim Thorpe Award Watch List
- Preseason First-Team, All-C-USA (Athlon and Phil Steele)
- Earned first-team selection at cornerback and punt returner as well as a third-team honoree as a kick returner (Phil Steele) for the 2015 season

2014 (Florida International):

- Appeared and started all 12 games for the Panthers
- Named First-Team All-C-USA at cornerback and as a punt returner
- Also earned All-C-USA Honorable Mention recognition as a kick returner
- Named game captain eight times
- Was a two-time C-USA Defensive Player of the Week and a two-time C-USA Special Teams Player of the Week, becoming the first player in C-USA history to accomplish this feat
- Recorded 40 tackles (32 solo), including 1.0 tackle for loss
- Recorded a school-record five interceptions (No. 2 in C-USA; No. 18 nationally), including two for touchdowns
- Also led the nation in fumble recoveries (4), including a 100-yard fumble recovery versus Florida Atlantic (10/2) – the first NCAA player to do so since 1999
- Recorded 616 kick return yards on just 24 attempts and 309 punt return yards on just 13 returns. He averaged 25.7 yards-per-kick return and 23.8 yards-per-punt return, while setting the school record for most punt return yards in a season (309)
- Broke the FIU single-game punt return record (148 vs. Bethune-Cookman) – also the third-most in C-USA history
- Recorded first punt return for a touchdown with a 74-yards return (fifth-longest in school history) at North Texas (11/22)
- Notched a career-high two interceptions for 71 yards at UAB (9/27), including a 25-yard pick six; his second interception for a touchdown on the season
- Began the season with a school-record 148 yards in punt returns, totaling 202 return yards (kick and punt) – the third-most in school history – versus Bethune-Cookman (8/30)
- A mid-Season All-American (Phil Steele), earned All-C-USA recognition by Phil Steele and was honored by the College Football Performance Awards three times in 2014

2013 (Florida International):

- Did not play during the 2013 season

2012 (Florida International):

- Continued to excel at both cornerback and as a return specialist
- Appeared in all 12 games, while starting six at cornerback
- Named to the Postseason All-Sun Belt Conference Second Team as a return specialist from

Phil Steele

- Twice honored by College Football Performance Awards as a National Returner of the Week
- Was National Punt Returner of the Week vs. Akron (9/8) and Kick Returner of the Week vs. Florida Atlantic (11/16)
- Named the Sun Belt's Kick Returner of the Week following the Florida Atlantic game
- Finished sixth on the team in tackles with 55, including 39 solo stops
- Had one tackle for loss of two yards, seven pass breakups and one fumble recovery
- His seven pass breakups were second on the team
- Led the team with 32 total returns, which tied for the fifth-most in a single season
- Had 26 kick returns for 758 yards, both figures were fourth-most in a single-season
- 29.15 kick return average was second-best in a single-season
- Six punt returns for 85 yards (14.2 avg.)
- Had two touchdowns off returns, one punt and one kickoff
- Twice during the season returned four kickoffs in one game
- Set a school record with a 100-yard kick return for touchdown at Florida Atlantic midway through the third quarter that gave FIU the lead for good in the 34-24 win

2011 (Florida International):

- Appeared in all 13 games, while starting two
- Started in the season opener vs. North Texas (9/1) and in the regular season finale at Middle Tennessee (11/26)
- Finished sixth on the team with 47 tackles, including 36 solo stops
- Had two tackles for loss for 12 yards, three interceptions for a team-high 92 yards, six pass breakups and one forced fumble
- His three interceptions in 12 games (.25 avg.) was tied for 70th nationally

PERSONAL:

- Committed to FIU on Sept. 30, 2009
- 2010 Associated Press Class 6A All-State First Team
- 2010 Miami Herald Class 6A-4A All-Dade First Team
- Selected to play in the 2010 USA vs. The World All-Star Game
- Selected to play in the annual Miami-Dade vs. Broward All-Star Game
- Received Honorable Mention recognition at the Rivals.com U.S. Army National All-Combine Team in San Antonio
- No. 89 on Bill Buchalter's 2010 Florida Top 100
- Played for Steve Smith
- Competed in basketball
- Parents are Raymond and Minerva Leonard and sister is Rayshawn
- Majored in sports management
- Began playing football at age six
- Played youth football for the Richmond Giants
- Cousin, Jeremiah McKinnon, was an FIU teammate



SHAKEEL RASHAD

INSIDE LINEBACKER | 6-2 | 235 | NORTH CAROLINA

Hometown: Jacksonville, Fla. | Rookie | Age: 22

Acquired: CFA-'16 | 2015 GP/GS (Playoffs): 0/0 (0/0) | Career GP/GS (Playoffs): 0/0 (0/0)

Teams: Houston 2016

42

TRANSACTIONS:

Signed by the Houston Texans as a college free agent on May 5, 2016.

CAREER AT NORTH CAROLINA:

- Played four seasons (2012-15) at the University of North Carolina in Chapel Hill, N.C.
- Appeared in 43 games at UNC and made 16 career starts, including all 14 games as a senior
- 2015 All-ACC Third Team (ACSMAs and coaches)
- 2015 AFCA Good Works Team Candidate
- 2015 Wuerffel Trophy Nominee

2015 (North Carolina):

- Started all 14 games and finished second on the team with 126 tackles in his first full season as a linebacker
- Led the team with 8.5 tackles for loss and three forced fumbles
- Closed the season with the best sustained play of his career, totaling 56 tackles over his last four games
- In his final game as a Tar Heel, had a career-high 16 tackles against No. 17 Baylor
- Had 12 tackles (seven solo) and a tackle for loss in the ACC Championship Game against Clemson
- Finished with 13 tackles (seven solo), assisted on a sack and broke up a pass in the win at NC State
- Recorded 15 tackles (eight solo) and added two tackles for loss and his first sack of the year in the Coastal Division-clinching win at Virginia Tech
- Tied for the team high with eight tackles (seven solo) in the Senior Day win over Miami
- Matched a career high with 10 tackles and grabbed his second interception of the year in the win over Virginia
- Finished with a career-high 10 tackles and an 8-yard tackle for loss in the Delaware win
- Earned ACC Linebacker of the Week honors for his play in the win over NC A&T when he finished with two tackles, including a 10-yard tackle for loss, a forced fumble, and pass breakup and his first career interception
- Earned the starting will linebacker spot after appearing as the bandit in 2014

2014 (North Carolina):

- Appeared in all 13 games at the bandit position and started two, finishing the regular season with 18 tackles (11 solo), 2.5 tackles for loss, five quarterback hurries and a fumble recovery
- Recovered a fumble in the waning moments of the Pittsburgh game to clinch the victory
- Finished with a season-high three solo tackles and a tackle for loss against Virginia Tech
- Also had three tackles, including a tackle for loss, and a quarterback hurry in the season opener against Liberty

2013 (North Carolina):

- Appeared in five games after initially being ruled out for the season with a training camp knee injury
- Finished with nine tackles and a sack
- Had a season-high three tackles against Duke
- Registered his first sack of the year in his first game of the year against Virginia


2012 (North Carolina):

- Appeared in 11 games as a true freshman after enrolling in January
- Started the Maryland game at bandit
- Registered 18 tackles, including 13 solo stops, 3.5 tackles for loss, 1.5 sacks and five quarterback hurries. Also broke up two passes, forced one fumble and had an interception
- Missed the NC State game due to suspension
- Tallied three solo stops and his first career interception in the win at Miami
- Had a season-high four solo tackles and his first career sack in the win over East Carolina
- Had a strong collegiate debut, finishing with three solo tackles, a forced fumble and a QB hurry in the season opener against Elon

PERSONAL:

- Attended Episcopal School of Jacksonville (Fla.)
- Member of the PrepStar All-America team
- Member of the Orlando Sentinel's Florida Top 100
- A four-star prospect by ESPN.com, which listed him as the No. 35 outside linebacker prospect in the nation
- Considered the No. 57 outside linebacker prospect in the country by Scout.com
- Member of the Jacksonville Times-Union Super 11 and Super 24 teams

- Posted 82 tackles and 8.0 sacks as a junior
- Also played basketball and ran track
- Holds the school record in the 400 meters
- Coached by David Hess
- His older brother, Shareff, played football at UCF
- Son of Shareff and Sharon Rashad
- Double major in communication studies and exercise and sport science



BRENNAN SCARLETT

OUTSIDE LINEBACKER | 6-4 | 264 | STANFORD

Hometown: Portland, Ore. | Rookie | Age: 22

Acquired: CFA-'16 | 2015 GP/GS (Playoffs): 0/0 (0/0) | Career GP/GS (Playoffs): 0/0 (0/0)

Teams: Houston 2016

57

TRANSACTIONS:

Signed by the Houston Texans as a college free agent on May 5, 2016.

CAREER AT STANFORD & CALIFORNIA:

- Played one season (2015) at Stanford (Calif.) University after transferring from the University of California, Berkeley, where he played three seasons (2011-12; 14)
- Redshirted the 2013 campaign at California
- Played in 17 games with 14 starts over four seasons with Cal but missed the entire 2013 campaign and significant portions of the 2011 and 2014 seasons due to injury
- Registered career totals of 54 tackles, 9.0 tackles for loss (42 yards), 4.5 sacks (34 yards), three pass breakups, three forced fumbles and six quarterback hurries with the Golden Bears
- Led the Cardinal to a Rose Bowl victory over Iowa in January 2016 in his lone season with the program

2015 (Stanford):

- Joined Cardinal as program's first-ever graduate transfer (California)
- All-Pac-12 honorable mention
- Played in 14 games, compiling 37 tackles, 8.0 tackles for loss, 5.5 sacks, and two pass breakups
- Five tackles (1.5 tackles for loss) at Northwestern, which was third career game with 1.5-plus tackles for loss
- Five tackles, 2.5 sacks, one forced fumble vs. Oregon
- Two tackles (1.5 tackles for loss), one sack, one pass breakup in Pac-12 Championship Game
- Three tackles (1.0 sack) vs. Iowa (Rose Bowl)

2014 (California):

- Phil Steele All-Pac-12 fourth team
- Five games played
- Missed bulk of season due to injury

2013 (California):

- Ted Hendricks Award watch list
- Phil Steele All-Pac-12 preseason fourth team
- Missed season due to injury

2012 (California):

- Pac-12 All-Academic honorable mention
- Nine starts in nine games played
- 40 tackles, 6.0 tackles for loss and 2.5 sacks
- Team-high two forced fumbles
- Career-high 12 tackles vs. Nevada
- Six tackles, 1.0 tackle for loss at Ohio State

2011 (California):

- Three games played
- Four tackles, 0.5 tackle for loss
- Three tackles vs. Utah
- Missed bulk of season due to injury

PERSONAL:

- Prepped at Central Catholic High School in Portland, Ore.
- Earned varsity letters in football, swimming and track and field
- 2010 U.S. Army All-American Bowl
- 2010 PrepStar All-America
- 2010 SuperPrep All-America
- 31 tackles in first two games of senior season
- 59 tackles, 6.0 sacks, one interception and three forced fumbles as a junior
- 43 tackles, 4.0 sacks and three forced fumbles as a sophomore
- National Federation of High School Awards for Excellence
- Multnomah Athletic Club Scholar Student Award
- Full name is Brennan William Scarlett
- Son of Paul and Suzy Scarlett
- Father ran track at BYU
- Two siblings, Cam and Isabella
- Grandfather, great-grandfather, uncle and multiple cousins attended Stanford

- Maternal grandfather, John Evans, was governor of Idaho from 1977-87
- Graduated from Cal's prestigious Haas School of Business in May of 2015 with a bachelor's degree in business administration



DUKE THOMAS

CORNERBACK | 5-11 | 178 | TEXAS

Hometown: Killeen, Texas | Rookie | Age: 22

Acquired: CFA-'16 | 2015 GP/GS (Playoffs): 0/0 (0/0) | Career GP/GS (Playoffs): 0/0 (0/0)

Teams: Houston 2016

40

TRANSACTIONS:

Signed by the Houston Texans as a college free agent on May 5, 2016.

CAREER AT TEXAS:

- Played four seasons (2012-15) at the University of Texas at Austin
- A four-year player who started his final three seasons at cornerback, while spending time at nickel as a senior
- A backup cornerback in 2012
- Helped return punts and kickoffs for the past three seasons
- Played in all 51 games over the last four seasons (35 starts)
- Two-time honorable mention All-Big 12 honoree (2014-15)
- 2015 second-team Academic All-Big 12 selection
- Three-time member of the Big 12 Commissioner's Honor Roll
- A prep All-American
- A three-year starter at multiple positions in high school

2015 (Texas):

- Honorable mention All-Big 12 choice by the coaches
- Second-team Academic All-Big 12 selection
- Started all 12 games in the secondary at nickel and corner
- Finished third on the team in tackles with 58, and second in pass breakups with five
- Tied for the most tackles for loss among defensive backs with three
- Recorded at least three tackles in every game, and at least four in seven contests
- Opened the season with five tackles, including matching his career high with two tackles for loss at Notre Dame
- Set a season high with eight tackles against Kansas State
- Wore jersey No. 28 against Kansas in honor of Freddie Steinmark
- Totaled four tackles, one interception with a return of 29 yards and one pass breakup at Baylor en route to being named the team's co-Defensive Player of the Week

2014 (Texas):

- Started all 13 games at cornerback
- Honorable mention All-Big 12 choice by the coaches
- Led the team with 10 pass breakups and tied for second with three interceptions
- Ranked tied for eighth in the Big 12 in passes defended (1.0 per game)
- Ranked tied for 15th in the Big 12 in interceptions
- Had a career-high 53 tackles
- Had his first career multi-interception game against Kansas and shared the team's defensive player of the game award with Malcom Brown and Jordan Hicks
- Had six stops against Arkansas in the Texas Bowl

2013 (Texas):

- Played in all 13 games with 10 starts
- Started the first six games at cornerback as well as against Oklahoma State, Baylor and Oregon
- Had a team-best three interceptions and tied for third in pass breakups (3)
- Played on special teams
- Posted three stops and first career interception against BYU
- Recorded career highs in tackles (7) and tackles for loss (2), in addition to an interception and his first career sack in the win vs. Texas Tech

2012 (Texas):

- Saw action as a reserve cornerback and on special teams in all 13 games
- Tied for second on the team in special teams tackles (8)
- A member of the inaugural Academic All-Big 12 Rookie Team (2012-13)

PERSONAL:

- Coached by Jack Welch at Copperas Cove (Texas) High School
- A prep All-American and three-year starter at multiple positions
- Played in the 2012 Offense-Defense All-American Bowl, recording one interception and one fumble recovery
- Ranked as the 25th-best athlete by ESPNU and a member of the Austin American-Statesman's Fab 55 (state's top prospects)
- Three-year starter who tallied 2,520 rushing yards and 1,700 passing yards over his final two seasons
- Helped Copperas Cove post a 27-7 record in three seasons
- A Sports Illustrated High School All-America honorable mention selection as a senior

- A second-team Preseason Super Team selection by Dave Campbell's Texas Football
- A first-team selection on Killeen Daily Herald's All-Area Team
- Named third-team All-State by the Texas Sports Writers Association at kick returner
- Named the district 12-5A Offensive MVP while playing quarterback
- Tabbed honorable mention 5A Academic All-State by the Texas High School Coaches Association
- Helped Copperas Cove to a 10-2 record and an appearance in the second round of the state playoffs
- Rushed for 1,138 yards and 17 touchdowns while completing 76 of 150 passes for 1,020 yards and nine touchdowns
- A first-team selection on Killeen Daily Herald's All-Area Team as a junior
- A second-team all-district 12-5A selection at quarterback
- Helped Copperas Cove to a 9-2 record and an appearance in the first round of the state playoffs
- Tallied 1,500 yards rushing and 500 passing yards
- A first-team all-district 12-5A selection at wide receiver as a sophomore
- Helped Copperas Cove to a 8-3 record and an appearance in the first round of the state playoffs
- Lettered in baseball, basketball and track and field
- Helped Copperas Cove place placed second in the 4x100m and 4x200m relay at the state meet as a junior and placed second in district in the 110 hurdles as a sophomore, qualifying for regionals
- A three-time academic all-district selection while earning honorable mention academic all-state honors as a senior.
- Born in Middletown, Conn., before moving to Louisiana and finally Texas at the age of 10
- First name is Orlando and father, Orlando Thomas Sr., played basketball at LSU
- Uncle, Grover Perkins, played football and ran track at Southern University and grandfather, Grover Perkins, played for the Kansas City Chiefs
- Began playing football at age 9
- Active in community service, such as reading to children at the library and doing yard work for senior citizens
- Majored in corporate communication
- Three-time member of the Big 12 Commissioner's Honor Roll (spring 2012; fall 2012; fall 2014)
- A member of the inaugural Academic All-Big 12 Rookie Team (2012-13)



ARTURO UZDAVINIS

TACKLE | 6-7 | 305 | TULANE

Hometown: Thonotosassa, Fla. | Rookie | Age: 23

Acquired: CFA-'16 | 2015 GP/GS (Playoffs): 0/0 (0/0) | Career GP/GS (Playoffs): 0/0 (0/0)

Teams: Houston 2016

67

TRANSACTIONS:

Signed by the Houston Texans as a college free agent on May 5, 2016.

CAREER AT TULANE:

- Played four seasons (2012-15) at Tulane University in New Orleans after redshirting the 2011 campaign
- Four-year letterman appeared in 48 games with 36 starts in his career

2015 (Tulane):

- Started 11 games as a redshirt senior
- Helped the offense average 317.0 yards per game (201.2 passing, 115.8 rushing) as a starter on the offensive line
- Paved the way for 530 total yards (343 passing, 187 rushing) vs. Tulsa (11/27)
- Blocked for a 497-yard effort (205 rushing, 292 passing) vs. Maine (9/19)
- Was on the line during Tulane's 200-yard rushing contest at SMU (11/21)

2014 (Tulane):

- Started all 12 games as a redshirt junior
- Helped the offense average 346.8 yards per game (145.5 rushing, 201.25 passing) as a starter on the offensive line
- Paved the way for 516 total yards (254 rushing, 262 passing) in the season opener at Tulsa (8/28)
- Blocked for one 300-yard game through the air on the season at East Carolina (11/22)
- Named to Tulane's 3.0 Club off the field

2013 (Tulane):

- Started all 13 games at left tackle as a sophomore
- Helped the team average 310.6 yards per game (126.1 rushing, 184.5 passing)
- Instrumental in the offensive rolling up a season-high 482 yards, including a 277-yard rushing effort, vs. UTEP (11/23)
- Paved the way for a season-best 327-yard passing performance vs. South Alabama (9/7)

2012 (Tulane):

- Played in all 12 games as a redshirt freshman
- Primarily served on the Green Wave's field goal/PAT units and also saw time as a reserve along the offensive line

2011 (Tulane):

- Did not play as a true freshman
- Redshirted the season

PERSONAL:

- One-year letterman at Jesuit High School in Tampa, Fla., where he played offensive and defensive line for coach James Harrell
- Two-star recruit by Rivals.com and ESPN.com
- Received a scouting grade of 73 and rated the No. 161 offensive tackle in the nation by ESPN.com
- Helped lead the Tigers to a 11-1 overall record, including a perfect 6-0 mark in District 5-2A action and a trip to the second round of the state playoffs as the offense averaged 132 rushing yards per game
- Also lettered once in basketball
- Born Arturo Thomas Uzdevinis in Tampa, Fla.
- Has four brothers: Nico, Lucas, Marcos and Thomas; and one sister, Ana Maria
- Majored in legal studies



SOMA VAINUKU

FULLBACK | 6-0 | 255 | SOUTHERN CALIFORNIA

Hometown: Eureka, Calif. | Rookie | Age: 24

Acquired: CFA-'16 | 2015 GP/GS (Playoffs): 0/0 (0/0) | Career GP/GS (Playoffs): 0/0 (0/0)

Teams: Houston 2016

47

TRANSACTIONS:

Signed by the Houston Texans as a college free agent on May 5, 2016.

CAREER AT USC:

- Played four seasons (2012-15) at the University of Southern California in Los Angeles after redshirting the 2011 campaign
- Had 148 yards on 24 carries (6.2 avg) with three touchdowns, 17 receptions for 124 yards (7.3 avg) with one touchdown, two punt returns for 16 yards (8.0 avg), one kickoff return for minus-8 yards, 38 tackles, three blocked punts (with one for a safety) and a fumble recovery
- Had nine career starts

2015 (USC):

- Saw action at fullback and as an impact maker on various special teams as a senior in 2015
- Overall in 2015 while appearing in all 14 games, had 12 tackles and a fumble recovery, two carries for four yards (2.0 avg.) with a touchdown and a kickoff return for minus-8 yards
- Made the 2015 All-Pac-12 second team (as a special teams player)
- Won USC's Special Teams Player of the Year Award and Lifter's Award
- Was an invitee to the 2015 Senior Bowl

2014 (USC):

- Saw key action at fullback and on special teams as a junior in 2014
- Overall in 2014 while appearing in 10 games (all but Colorado, Utah, Washington State) and starting twice (Stanford, Boston College), had seven carries for 40 yards (5.7 avg) with one touchdown, along with six tackles
- Strained his hamstring at Arizona and missed the next three games (Colorado, Utah, Washington State)
- Slowed in 2014 spring practice with a knee injury
- Had 24 yards on two carries, including an 11-yard touchdown, and a tackle against Fresno State

2013 (USC):

- Played often at fullback as a sophomore in 2013, but made his mark on special teams
- Overall in 2013 while appearing in all 14 games and starting three times (California, Stanford, UCLA), had 78 yards on eight carries (9.8 avg) with one touchdown, plus nine receptions for 74 yards (8.2 avg) with one touchdown, two punt returns for 16 yards (8.0 avg), 13 tackles and three blocked punts with a safety
- Made the 2013 All-Pac-12 first team as a special teams player
- Named USC's Special Teams Player of the Year
- Had a tackle and blocked a punt against Arizona
- Caught a 15-yard pass, made a tackle and blocked a punt that was returned for a touchdown (was credited with a 3-yard punt return) at California
- Caught two passes for 16 yards, including a 1-yard touchdown, and made a tackle against Stanford
- Blocked a punt out of the end zone for a safety (counted as a 13-yard punt return), made a tackle on a kickoff, ran for a career-best 70 yards on five carries (with a 52-yard touchdown, the first rushing touchdown of his career) and caught two passes for 11 yards at Colorado

2012 (USC):

- Started at fullback and played on special teams as a redshirt freshman in 2012
- Overall in 2012 while appearing in all 13 games and starting four times (Syracuse, California, Washington, Notre Dame), had seven carries for 26 yards (3.7 avg.), caught eight passes for 50 yards (6.2 avg.) and made six tackles

2011 (USC):

- Enrolled at USC in the spring of 2011 after graduating a semester early from high school
- Redshirted as a freshman fullback in 2011, his first year at USC

PERSONAL:

- Originally signed with USC in February of 2010, but did not qualify for admission, so he returned to Eureka (Calif.) High School but did not play football in 2010
- His 2009 honors included Super Prep All-Farwest, Cal-Hi Sports All-State Medium Schools first team and All-Humboldt-Del Norte Big Four League first team as a senior linebacker and fullback at Eureka
- Had 2,202 yards on 252 carries (8.7 avg.) with 38 touchdowns on offense and 14 tackles, one interception and one forced fumbled on defense in 2009
- Eureka won the 2009 CIF North Coast Division II title
- As a junior in 2008, had 800 rushing yards with 14 touchdowns on offense and 34 tackles,

one interception and one forced fumble on defense

- As a sophomore in 2007, had 1,500 rushing yards with 27 touchdowns
- Received his bachelor's degree in sociology from USC in the spring of 2015
- Father was a rugby star in Tonga
- Cousin is former USC All-American (2005-08) and current Cincinnati Bengals linebacker Rey Mauluga
- Another cousin, Vaha Vainuku, is a redshirt freshman defensive tackle at Utah



CLEVELAND WALLACE III

CORNERBACK | 5-11 | 177 | SAN JOSE STATE

Hometown: San Jose, Calif. | Rookie | Age: 22

Acquired: CFA-'16 | 2015 GP/GS (Playoffs): 0/0 (0/0) | Career GP/GS (Playoffs): 0/0 (0/0)

Teams: Houston 2016

37

TRANSACTIONS:

Signed by the Houston Texans as a college free agent on May 5, 2016.

CAREER AT SAN JOSE STATE:

- Played two seasons (2014-15) at San Jose (Calif.) State University after transferring from the University of Washington in Seattle, where he played the 2013 season
- Redshirted the 2013 season at Washington
- Originally signed with the University of Washington, but transferred to SJSU following the 2013 season
- Second-team All-Mountain West selection during his first season with the Spartans and was an honorable mention selection in 2015
- Played in 25 career games at SJSU (2014-15) and totaled four interceptions
- Played in 10 games at Washington (2012-13) and had one interception
- Credited with 23 passes defended over last two seasons at SJSU

2015 (San Jose State):

- Honorable mention All-Mountain West
- Played in 13 games and had three interceptions
- Broke up eight passes on the year and was credited with 44 tackles
- Had an interception at Oregon State (9/19), vs. New Mexico (10/24), and vs. BYU (11/6)

2014 (San Jose State):

- A second-team All-Mountain West selection in 12 games
- Led the conference and tied for seventh among Football Bowl Subdivision (FBS) players with 14 pass breakups to go along with 26 tackles and one interception
- Most pass breakups by a Spartan since Omarr Smith's 23 in 1997
- Had at least one pass breakup in 10 of the team's 12 games
- A season-high three pass breakups at Auburn (9/6) to start a nine-game streak breaking up at least one pass in a game
- Had his first San Jose State interception in the season-opening win over North Dakota (8/28)
- Recovered a fumble at Fresno State (11/8)

2013 (Washington):

- Played in nine regular season games in 2013 as a fifth defensive back and special teams player
- Credited with nine tackles for the season with a season-high three in the Oregon State win
- First major college pass interception came in the Idaho State victory

2012 (Washington):

- Redshirted the 2012 season
- Recipient of the Brian Stapp Special Teams Scout Squad Most Valuable Player at the Huskies' annual post-season awards banquet

PERSONAL:

- A football (Coach Jay Braun) and track and field letterwinner at Oak Grove High in San Jose, Calif.
- A two-time CalHiSports.com All-State selection that played cornerback and wide receiver
- Credited with 12 interceptions and 130 total tackles in three seasons
- Rushed 134 times for 1,177 yards and 10 touchdowns and caught 75 passes for 1,389 yards and 17 TDs. Overall, he scored 32 touchdowns for Oak Grove
- An All-State, Blossom Valley Athletic League (BVAL) Mount Hamilton Division Co-Defensive Player of the Year as a senior and the Division's Sophomore of the Year in 2009
- Concluded his career playing in the 2011 Cal State All-Star Game in Visalia, Calif.
- Was a sprinter and a jumper in track and field
- An anthropology major
- Native of Mountain View, Calif.



WENDALL WILLIAMS

WIDE RECEIVER | 5-10 | 185 | CUMBERLANDS

Hometown: Syracuse, N.Y. | Rookie | Age: 25

Acquired: CFA-'16 | 2015 GP/GS (Playoffs): 0/0 (0/0) | Career GP/GS (Playoffs): 0/0 (0/0)

Teams: Houston 2016

82

TRANSACTIONS:

Signed by the Houston Texans as a college free agent on May 5, 2016.

CAREER AT CUMBERLANDS:

- Transferred to University of the Cumberland in Williamsburg, Ky., in 2014 from Herkimer (N.Y.) County Community College
- Played in 19 total games with 10 starts from 2014-15
- Scored 20 total touchdowns in two years at Cumberland: 11 receiving, four rushing, four kickoff returns and one punt return
- Recorded 31 total receptions and 783 yards (25.3 avg.) and 11 touchdowns
- Ran for 316 yards and four touchdowns on 18 rushing attempts (17.6 avg.)
- Returned six total punts for 141 yards (25.3 avg.) and one touchdown
- Returned 49 total kicks for 1,471 yards (30.0 avg.) and four touchdowns
- Named NAIA 2nd Team All-American Kick Returner in 2015 (AFCA)

2015 (Cumberland):

- Started all 10 games he played in as a senior
- Scored 15 total touchdowns on the year: eight receiving, three rushing, three kickoff returns and one punt return
- Caught 15 passes for 457 yards (30.5 avg.) and eight touchdowns
- Ran the ball seven times for 204 yards (29.1 avg.) and three touchdowns
- Returned six punts for 141 yards (23.5 avg.) and one touchdown
- Returned 24 kicks for 777 yards (32.4 avg.) and three touchdowns
- Named NAIA 2nd Team All-American Kick Returner
- Returned five kicks for 287 yards and two touchdowns, which set a new NAIA single-game record for most kick return yards, against NCAA Division II Carson-Newman University. His two touchdowns also tied the record for kick return touchdowns in a single game

2014 (Cumberland):

- Played in nine games in his first year at Cumberland
- Scored five total touchdowns: three receiving, one rushing and one kickoff return
- Compiled 16 catches for 326 yards (20.4 avg.) and three receiving touchdowns
- Ran for 112 yards and a touchdown on 11 attempts (10.2 avg.) throughout the season
- Completed one 20-yard pass on a trick play. Also threw an interception
- Returned 25 kicks for 694 yards (27.8 avg.) and one touchdown
- Also recorded one fumble recovery and one solo tackle on the season
- Transferred from Herkimer CC

PERSONAL:

- Set the new NFL Regional Combine record for the 40-yard dash with a time of 4.19 seconds (hand clocked) and tied the record for the vertical jump with a leap of 45.0 inches
- Won the NAIA National Championship in the long jump and was fourth in the country in both the 100 meters and 200 meters
- Named NAIA All-American three straight years in track and field
- Also spent time at Morrisville (N.Y.) State College and Onondaga Community College in Syracuse, N.Y.
- Attended Bishop Ludden High School in Syracuse, N.Y.



TEXANS RECORDS

INDIVIDUAL RECORDS

INDIVIDUAL TOTAL OFFENSE

YARDS FROM SCRIMMAGE (Rushing, Receiving)

CAREER

13,651 Andre Johnson, 2003-14
8,740 Arian Foster, 2009-15
4,617 Owen Daniels, 2006-13
4,471 Domanick Williams#, 2003-05
4,165 Kevin Walter, 2006-12

SEASON

2,220 Arian Foster, 2010
1,841 Arian Foster, 2011
1,776 Domanick Williams#, 2004
1,649 Steve Slaton, 2008
1,641 Arian Foster, 2012

SEASON, ROOKIE

1,659 Steve Slaton, 2008
1,382 Domanick Williams#, 2003
966 Andre Johnson, 2003

GAME

273 Andre Johnson vs. Jacksonville, 11/18/12
238 DeAndre Hopkins vs. Tennessee, 11/30/14
Arian Foster vs. Indianapolis, 9/12/10
234 Arian Foster at Tennessee, 10/23/11
229 Andre Johnson vs. Indianapolis, 11/3/13
218 Arian Foster vs. Tennessee, 11/28/10
207 Andre Johnson vs. Tennessee, 12/14/08

GAME, OPPONENT

284 Chris Johnson at Tennessee, 9/20/09
265 Lee Evans vs. Buffalo, 11/19/06
236 Justin Blackmon vs. Jacksonville, 11/18/12
Lamar Miller at Miami, 10/25/15
223 T.Y. Hilton vs. Indianapolis, 10/9/14
217 Larry Johnson vs. Kansas City, 11/20/05

COMBINED NET YARDS GAINED (Rushing, Receiving, Returns)

MOST SEASONS LEADING TEAM

4 Arian Foster, 2010-12, 2014
3 Domanick Williams#, 2003-05
2 Andre Johnson, 2009, 2013
Ron Dayne, 2006-07

MOST CONSECUTIVE SEASONS LEADING TEAM

3 Arian Foster, 2010-12
Domanick Williams#, 2003-05
2 Ron Dayne, 2006-07

CAREER

13,651 Andre Johnson, 2003-14
8,740 Arian Foster, 2009-15
5,004 Jacoby Jones, 2007-11
4,617 Owen Daniels, 2006-13
4,585 Domanick Williams#, 2003-05

SEASON

2,220 Arian Foster, 2010
1,841 Arian Foster, 2011
1,776 Domanick Williams#, 2004
1,675 Jerome Mathis, 2005

SEASON, ROOKIE

1,675 Jerome Mathis, 2005
1,659 Steve Slaton, 2008
1,443 Domanick Williams#, 2003
966 Andre Johnson, 2003

GAME

273 Andre Johnson vs. Jacksonville, 11/18/12
266 Jerome Mathis vs. Kansas City, 11/20/05
266 Jerome Mathis vs. Indianapolis, 10/23/05

GAME, OPPONENT

284 Chris Johnson at Tennessee, 9/20/09
265 Lee Evans vs. Buffalo, 11/19/06
236 Justin Blackmon vs. Jacksonville, 11/18/12
Lamar Miller at Miami, 10/25/15

COMBINED ATTEMPTS (Rushing, Receiving, Returns)

CAREER

1,703 Arian Foster, 2009-15
1,035 Andre Johnson, 2003-14
931 Domanick Williams#, 2003-05
562 Steve Slaton, 2008-11

SEASON

393 Arian Foster, 2010
391 Arian Foster, 2012
370 Domanick Williams#, 2004
331 Arian Foster, 2011
318 Steve Slaton, 2008

GAME

39 Arian Foster vs. Tennessee, 11/28/10
38 Domanick Williams# at Indianapolis, 11/14/04
36 Alfred Blue at Cleveland, 11/16/14
Domanick Williams# at Detroit, 9/19/04
Domanick Williams# vs. N.Y. Jets, 10/19/03

GAME, OPPONENT

43 Rudi Johnson at Cincinnati, 11/9/03
36 Larry Johnson vs. Kansas City, 11/20/05
34 Thomas Jones at Tampa Bay, 12/14/03
34 Rashad Jennings at N.Y. Giants, 9/21/14

- Domanick Williams known as Domanick Davis prior to 2006.

INDIVIDUAL RUSHING

RUSHING ATTEMPTS

MOST SEASONS LEADING TEAM

4 Arian Foster, 2010-12, 14
3 Domanick Williams#, 2003-05
2 Steve Slaton, 2008-09
Ron Dayne, 2006-07

MOST CONSECUTIVE SEASONS LEADING TEAM

3 Arian Foster, 2010-12
3 Domanick Williams#, 2003-05
2 Steve Slaton, 2008-09
2 Ron Dayne, 2006-07

CAREER

1,454 Arian Foster, 2009-15
770 Domanick Williams#, 2003-05
425 Steve Slaton, 2008-11

SEASON

351 Arian Foster, 2012
327 Arian Foster, 2010
302 Domanick Williams#, 2004
278 Arian Foster, 2011

SEASON, ROOKIE

268 Steve Slaton, 2008
238 Domanick Williams#, 2003
197 Jonathan Wells, 2002

GAME

36 Alfred Blue at Cleveland, 11/16/14
33 Arian Foster vs. Jacksonville, 10/30/11
33 Arian Foster vs. Indianapolis, 9/12/10

GAME, ROOKIE

36 Alfred Blue at Cleveland, 11/16/14
27 Domanick Williams# vs. N.Y. Jets, 10/19/03
26 Domanick Williams# at Buffalo, 11/16/03
Steve Slaton at Green Bay, 12/7/08

GAME, OPPONENT

43 Rudi Johnson, vs. Cincinnati, 11/9/03
36 Larry Johnson, vs. Kansas City, 11/20/05
34 Thomas Jones, at Tampa Bay, 12/14/03
Rashad Jennings at N.Y. Giants, 9/21/14

RUSHING YARDS GAINED

MOST SEASONS LEADING TEAM

4 Arian Foster, 2010-12, 14
3 Domanick Williams#, 2003-05
2 Steve Slaton, 2008-09
Ron Dayne, 2006-07

MOST CONSECUTIVE SEASONS LEADING TEAM

3 Arian Foster, 2010-12
Domanick Williams#, 2003-05
2 Steve Slaton, 2008-09
Ron Dayne, 2006-07

CAREER

6,472 Arian Foster, 2009-15
3,195 Domanick Williams#, 2003-05
1,992 Ben Tate, 2011-13

SEASONS, 1,000 OR MORE YARDS RUSHING

4 Arian Foster, 2010-12, 14
2 Domanick Williams#, 2003-04
1 Steve Slaton, 2008

CONSECUTIVE SEASONS, 1,000 OR MORE YARDS RUSHING

3 Arian Foster, 2010-12
2 Domanick Williams#, 2003-04

SEASON

1,616 Arian Foster, 2010
1,424 Arian Foster, 2012
1,282 Steve Slaton, 2008
1,246 Arian Foster, 2014
1,224 Arian Foster, 2011
1,188 Domanick Williams#, 2004
1,031 Domanick Williams#, 2003

SEASON, ROOKIE

1,282 Steve Slaton, 2008
1,031 Domanick Williams#, 2003
529 Jonathan Wells, 2002
528 Alfred Blue, 2014

GAME

231 Arian Foster vs. Indianapolis, 9/12/10
180 Arian Foster vs. Jacksonville, 1/2/11
165 Arian Foster vs. Indianapolis, 12/16/12
158 Arian Foster at Indianapolis, 12/22/11
Domanick Williams# at Jacksonville, 12/26/04

GAME, OPPONENT

211 Larry Johnson vs. Kansas City, 11/20/05
197 Chris Johnson at Tennessee, 9/20/09
182 Rudi Johnson at Cincinnati, 11/9/03

GAME, ROOKIE

156 Alfred Blue at Cleveland, 11/16/14
Steve Slaton at Indianapolis, 11/16/08
129 Domanick Williams# vs. N.Y. Jets, 10/19/03

GAMES, 100 OR MORE YARDS RUSHING

32 Arian Foster, 2009-15
11 Domanick Williams#, 2003-05
6 Ben Tate, 2011-13
5 Steve Slaton, 2008-09

INDIVIDUAL RECORDS

INDIVIDUAL RUSHING (CONT.)

CONSECUTIVE GAMES, 100 OR MORE YARDS

- 4 Arian Foster, 10/5/14-10/26/14
- 3 Arian Foster, 10/23/11-11/6/11
- Steve Slaton, 12/1/08-12/14/08

LONGEST RUN FROM SCRIMMAGE

- 81t Justin Forsett at Detroit, 11/22/12
- 74t Arian Foster at Oakland, 10/3/10
- 71t Steve Slaton at Indianapolis, 11/16/08
- 60 Ben Tate vs. Tennessee, 9/15/13
- 56 Arian Foster vs. Jacksonville, 1/2/11

LONGEST RUN FROM SCRIMMAGE, OPPONENT

- 91t Chris Johnson at Tennessee, 9/20/09
- 85t Lamar Miller at Miami, 10/25/15
- 80t Rashad Jennings vs. Oakland, 11/17/13
- 76 Fred Taylor at Jacksonville, 10/14/07

RUSHING AVERAGE GAIN

CAREER (750 ATTEMPTS)

- 4.54 Arian Foster, 2009-15
- 4.15 Domanick Williams#, 2003-05

SEASON (100 ATTEMPTS)

- 5.38 Ben Tate, 2011 (175-942)
- 4.94 Arian Foster, 2010 (327-1,616)
- 4.79 Arian Foster, 2014 (260-1,246)
- 4.78 Steve Slaton, 2008 (268-1,282)
- 4.48 Arian Foster, 2013 (121-542)

GAME (10 ATTEMPTS)

- 11.14 Steve Slaton at Indianapolis, 11/16/08 (14-156)
- 9.58 Ben Tate vs. Cleveland, 11/6/11 (12-115)
- 8.60 Darius Walker vs. Jacksonville, 12/30/07 (10-86)
- 8.06 Domanick Williams# vs. Tennessee, 11/28/04 (16-129)
- 7.82 Arian Foster at Oakland, 10/3/10 (17-133)

GAME, OPPONENT (10 ATTEMPTS)

- 12.5 Lamar Miller at Miami, 10/25/15
- 12.31 Chris Johnson at Tennessee, 9/20/09 (16-197)
- 10.42 Maurice Jones-Drew at Jacksonville, 10/14/07 (12-125)
- 8.36 Amos Zereoue vs. Oakland, 10/3/04 (14-117)

RUSHING TOUCHDOWNS

SEASONS LEADING TEAM

- 4 Arian Foster, 2010-12, 14
- 2 Jonathan Wells, 2002, 2005
- Domanick Williams#, 2003-04
- Ron Dayne, 2006-07

CONSECUTIVE SEASONS LEADING TEAM

- 3 Arian Foster, 2010-12
- 2 Domanick Williams#, 2003-04
- Ron Dayne, 2006-07

CAREER

- 54 Arian Foster, 2009-15
- 23 Domanick Williams#, 2003-05
- 12 Steve Slaton, 2008-10

SEASON

- 16 Arian Foster, 2010
- 15 Arian Foster, 2012
- 13 Domanick Williams#, 2004
- 10 Arian Foster, 2011
- 9 Steve Slaton, 2008

GAME

- 3 Ben Tate vs. New England, 12/1/13
- 3 Arian Foster vs. Indianapolis, 9/12/10
- 3 Ryan Moats at Buffalo, 11/1/09

GAME, ROOKIE

- 2 6 times, last by Steve Slaton vs. Jacksonville, 12/01/08

GAME, OPPONENT

- 4 Shaun Alexander at Seattle, 10/16/05
- 3 Devonta Freeman at Atlanta, 10/4/15
- Maurice Jones-Drew vs. Jacksonville, 9/27/09
- Willie Parker vs. Pittsburgh, 9/7/08
- LaBrandon Toefield vs. Jacksonville, 12/24/05

CONSECUTIVE GAMES WITH A RUSHING TOUCHDOWN

- 6 Arian Foster, 10/23/11 - 12/4/11
- Domanick Williams#, 11/28/04 - 1/2/05
- 5 Arian Foster, 9/30/12 - 11/4/12
- Arian Foster, 10/17/10 - 11/21/10
- 4 Arian Foster, 12/18/11- 9/16/12

- Domanick Williams known as Domanick Davis prior to 2006.

INDIVIDUAL PASSING

SEASONS LEADING TEAM

- 7 Matt Schaub, 2007-13
- 5 David Carr, 2002-06
- 1 Brian Hoyer, 2015

CONSECUTIVE SEASONS LEADING TEAM

- 7 Matt Schaub, 2007-13
- 5 David Carr, 2002-06

PASSER RATING

CAREER (1,500 ATTEMPTS)

- 90.9 Matt Schaub, 2007-13
- 75.5 David Carr, 2002-06

SEASON (224 ATTEMPTS)

- 98.6 Matt Schaub, 2009
- 96.8 Matt Schaub, 2011
- 95.3 Ryan Fitzpatrick, 2014
- 92.7 Matt Schaub, 2008
- 92.0 Matt Schaub, 2010

SEASON, ROOKIE (224 ATTEMPTS)

- 62.8 David Carr, 2002

GAME (20 ATTEMPTS)

- 147.7 Matt Schaub at Tennessee, 10/23/11
- 147.5 Ryan Fitzpatrick vs. Tennessee, 11/30/14
- 144.0 Matt Schaub vs. Cincinnati, 10/26/08
- 140.2 David Carr at Indianapolis, 9/17/06
- 129.7 Matt Schaub vs. Jacksonville, 1/2/11

GAME, OPPONENT (20 ATTEMPTS)

- 146.8 Steve McNair at Tennessee, 10/12/03
- 146.8 Jon Kitna vs. Cincinnati, 11/3/02
- 139.8 Ben Roethlisberger vs. Pittsburgh, 9/18/05
- 137.8 Jake Plummer at Denver, 11/7/04
- 137.2 Philip Rivers vs. San Diego, 11/7/10

PASSING ATTEMPTS

SEASONS LEADING TEAM

- 7 Matt Schaub, 2007-13
- 5 David Carr, 2002-06
- 1 Brian Hoyer, 2015

CONSECUTIVE SEASONS LEADING TEAM

- 7 Matt Schaub, 2007-13
- 5 David Carr, 2002-06

CAREER

- 3,020 Matt Schaub, 2007-13
- 2,070 David Carr, 2002-06
- 453 Sage Rosenfels, 2006-08

SEASON

- 583 Matt Schaub, 2009
- 574 Matt Schaub, 2010
- 544 Matt Schaub, 2012
- 466 David Carr, 2004

SEASON, ROOKIE

- 444 David Carr, 2002
- 134 T.J. Yates, 2011
- 40 Dave Ragone, 2003

GAME

- 62 Matt Schaub vs. Baltimore, 12/13/10
- 58 Ryan Mallett at Carolina, 9/20/15
- 55 Matt Schaub vs. Jacksonville, 11/18/12
- 54 Matt Schaub at Tennessee, 12/19/10
- David Carr at N.Y. Jets, 11/26/06
- 52 Matt Schaub at Washington, 9/19/10
- 50 Matt Schaub at Arizona, 10/11/09

GAME, OPPONENT

- 61 Matthew Stafford at Detroit, 11/22/12
- 57 Peyton Manning vs. Indianapolis, 9/12/10
- Tommy Maddox at Pittsburgh, 12/8/02
- 55 Chad Henne at Miami, 12/27/09
- 53 Blake Bortles at Jacksonville, 10/18/15
- 52 Peyton Manning at Denver, 9/23/12
- 51 Peyton Manning vs. Denver, 12/22/13

PASS COMPLETIONS

SEASONS LEADING TEAM

- 7 Matt Schaub, 2007-13
- 5 David Carr, 2002-06
- 1 Brian Hoyer, 2015

CONSECUTIVE SEASONS LEADING TEAM

- 7 Matt Schaub, 2007-13
- 5 David Carr, 2002-06

CAREER

- 1,951 Matt Schaub, 2007-13
- 1,243 David Carr, 2002-06
- 297 Sage Rosenfels, 2006-08

SEASON

- 396 Matt Schaub, 2009
- 365 Matt Schaub, 2010
- 350 Matt Schaub, 2012

SEASON, ROOKIE

- 233 David Carr, 2002
- 82 T.J. Yates, 2011
- 20 Dave Ragone, 2003

GAME

- 43 Matt Schaub vs. Jacksonville, 11/18/12
- 39 David Carr at N.Y. Jets, 11/26/06
- 38 Matt Schaub at Washington, 9/19/10
- 35 Matt Schaub at Tennessee, 12/19/10
- Matt Schaub at Arizona, 10/11/09

GAME, OPPONENT

- 40 Peyton Manning vs. Indianapolis, 9/12/10
- 36 Daunte Culpepper vs. Minnesota, 10/10/04
- 34 Peyton Manning at Indianapolis, 11/8/09
- 33 Drew Brees vs. New Orleans, 11/18/07
- Brett Favre vs. Green Bay 11/21/04

CONSECUTIVE COMPLETIONS

- *22 David Carr vs. Buffalo, 11/19/06
- 17 Matt Schaub vs. Jacksonville, 11/18/12
- 16 Matt Schaub vs. Indianapolis (14), 9/23/07; at Atlanta (2), 9/30/07
- 13 David Carr at Indianapolis (9), 9/17/06; vs. Washington (4), 9/24/06
- Ryan Fitzpatrick vs. Washington (5), 9/7/14; at Oakland (8), 9/14/14

CONSECUTIVE COMPLETIONS, OPPONENT

- *22 Mark Brunell vs. Washington, 9/24/06

*Tied NFL record

INDIVIDUAL RECORDS

INDIVIDUAL PASSING (CONT.)

PASSING COMPLETION PERCENTAGE

SEASONS LEADING TEAM

- 6 Matt Schaub, 2007, 2009-13
- 5 David Carr, 2002-06
- 1 Brian Hoyer, 2015
- 1 Sage Rosenfels, 2008
- 1 Ryan Fitzpatrick, 2014

CONSECUTIVE SEASONS LEADING TEAM

- 5 Matt Schaub, 2009-13
- 5 David Carr, 2002-06

CAREER (1,500 ATTEMPTS)

- 64.6 Matt Schaub, 2007-13
- 60.0 David Carr, 2002-06

SEASON (224 ATTEMPTS)

- 68.3 David Carr, 2006
- 67.9 Matt Schaub, 2009
- 66.4 Matt Schaub, 2007
- 66.1 Matt Schaub, 2008
- 64.3 Matt Schaub, 2012

GAME (20 ATTEMPTS)

- 85.7 Matt Schaub vs. Cincinnati, 10/26/08
- 84.6 David Carr at Indianapolis, 9/17/06
- 83.9 Matt Schaub vs. Detroit, 10/19/08
- 83.3 David Carr vs. Buffalo, 11/19/06
- 81.8 Matt Schaub vs. Indianapolis, 9/23/07
- 81.8 Matt Schaub vs. Jacksonville, 1/21/11

PASSING YARDS GAINED

SEASONS LEADING TEAM

- 7 Matt Schaub, 2007-13
- 5 David Carr, 2002-06
- 1 Brian Hoyer, 2015
- 1 Ryan Fitzpatrick, 2014

CONSECUTIVE SEASONS LEADING TEAM

- 7 Matt Schaub, 2007-13
- 5 David Carr, 2002-06

CAREER

- 23,221 Matt Schaub, 2007-13
- 13,391 David Carr, 2002-06
- 3,380 Sage Rosenfels, 2006-08

SEASONS, 4,000 OR MORE YARDS PASSING

- 3 Matt Schaub, 2009-10, 12

SEASONS, 3,000 OR MORE YARDS PASSING

- 4 Matt Schaub, 2008-12
- 1 David Carr, 2004

SEASON

- 4,770 Matt Schaub, 2009
- 4,370 Matt Schaub, 2010
- 4,008 Matt Schaub, 2012
- 3,531 David Carr, 2004

SEASON, ROOKIE

- 2,592 David Carr, 2002
- 949 T.J. Yates, 2011
- 135 Dave Ragone, 2003

GAME

- 527 Matt Schaub vs. Jacksonville, 11/18/12 (OT)
- 497 Matt Schaub at Washington, 9/19/10 (OT)
- 416 Matt Schaub vs. Oakland, 10/9/11
- 414 Matt Schaub at Green Bay, 12/7/08

GAME, OPPONENT

- 441 Matthew Stafford at Detroit, 11/22/12 (OT)
- 433 Peyton Manning vs. Indianapolis, 9/12/10

- 426 Donovan McNabb at Washington, 9/19/10
- 421 Steve McNair at Tennessee, 10/12/03
- 400 Peyton Manning vs. Denver, 12/22/13
- Peyton Manning at Indianapolis, 9/17/06

GAMES, 300 OR MORE YARDS PASSING, SEASON

- 9 Matt Schaub, 2009
- 7 Matt Schaub, 2010
- 4 Matt Schaub, 2008

GAMES, 300 OR MORE YARDS PASSING, CAREER

- 27 Matt Schaub, 2007-13
- 4 David Carr, 2002-06
- 1 Brian Hoyer, 2015
- 1 Case Keenum, 2013
- 1 T. J. Yates, 2011
- 1 Ryan Fitzpatrick, 2014

LONGEST PASS COMPLETION

- 81 David Carr to Corey Bradford vs. Buffalo, 10/13/02
- 80 Matt Schaub to Jacoby Jones at Tampa Bay, 11/13/11 (TD)
- 78 Matt Schaub to Arian Foster at Tampa Bay, 11/13/11 (TD)
- 78 Matt Schaub to Arian Foster at Tennessee, 10/23/11 (TD)
- 78 David Carr to Corey Bradford at Miami, 9/7/03
- 77 Matt Schaub to Andre Johnson vs. Kansas City, 9/9/07 (TD)
- 76 Ryan Fitzpatrick to DeAndre Hopkins vs. Washington, 9/7/14 (TD)

PASSING AVERAGE GAIN

SEASONS LEADING TEAM (224 ATTEMPTS/SEASON)

- 7 Matt Schaub, 2007-13
- 5 David Carr, 2002-06
- 1 Brian Hoyer, 2015

CONSECUTIVE SEASONS LEADING TEAM

- 7 Matt Schaub, 2007-13
- 5 David Carr, 2002-06

AVERAGE GAIN, CAREER (1,500 ATTEMPTS)

- 7.69 Matt Schaub, 2007-13
- 6.47 David Carr, 2002-06

AVERAGE GAIN, SEASON (224 ATTEMPTS)

- 8.49 Matt Schaub, 2011
- 8.18 Matt Schaub, 2009
- 8.00 Matt Schaub, 2008
- 7.96 Ryan Fitzpatrick, 2014
- 7.75 Matt Schaub, 2007

AVERAGE GAIN, SEASON, ROOKIE (224 ATTEMPTS)

- 5.84 David Carr, 2002

AVERAGE GAIN, GAME (20 ATTEMPTS)

- 12.87 Matt Schaub at Tennessee, 10/23/11
- 11.50 Matt Schaub vs. Jacksonville, 1/21/11
- 10.85 Ryan Fitzpatrick vs. Tennessee, 11/30/14
- 10.84 Case Keenum at Kansas City, 10/20/13
- 10.29 Case Keenum vs. Indianapolis, 11/3/13

AVERAGE GAIN, GAME, OPPONENT (20 ATTEMPTS)

- 15.59 Steve McNair at Tennessee, 10/12/03
- 12.83 Philip Rivers vs. San Diego, 11/7/10
- 12.10 Ben Roethlisberger vs. Pittsburgh, 9/18/05
- 11.85 Peyton Manning at Indianapolis, 11/14/04
- 11.36 Chad Pennington vs. Miami, 10/12/08

PASSING TOUCHDOWNS

SEASONS LEADING TEAM

- 6 Matt Schaub, 2008-13
- 5 David Carr, 2002-06
- 1 Sage Rosenfels, 2007
- 1 Ryan Fitzpatrick, 2014
- 1 Brian Hoyer, 2015

CONSECUTIVE SEASONS LEADING TEAM

- 6 Matt Schaub, 2008-13
- 5 David Carr, 2002-06

CAREER

- 124 Matt Schaub, 2007-13
- 59 David Carr, 2002-06
- 24 Sage Rosenfels, 2006-08

SEASON

- 29 Matt Schaub, 2009
- 24 Matt Schaub, 2010
- 22 Matt Schaub, 2012
- 19 Brian Hoyer, 2015

ROOKIE, SEASON

- 9 David Carr, 2002
- 3 T.J. Yates, 2011

GAME

- 6 Ryan Fitzpatrick vs. Tennessee, 11/30/14
- 5 Matt Schaub vs. Jacksonville, 11/18/12
- 4 Matt Schaub at Denver, 9/23/12
- Matt Schaub at Cincinnati, 10/18/09
- Matt Schaub at Tennessee, 9/20/09
- Sage Rosenfels vs. Tennessee, 10/21/07

GAME, OPPONENT

- 6 Aaron Rodgers vs. Green Bay, 10/14/12
- 5 Daunte Culpepper vs. Minnesota, 10/10/04
- Peyton Manning at Indianapolis, 11/14/04

GAMES, FOUR OR MORE TOUCHDOWN PASSES, CAREER

- 4 Matt Schaub, 2007-12
- 1 Ryan Fitzpatrick, 2014
- 1 Sage Rosenfels, 2006-08

GAMES, FOUR OR MORE TOUCHDOWN PASSES, SEASON

- 2 Matt Schaub, 2012
- Matt Schaub, 2009
- 1 Ryan Fitzpatrick, 2014
- Sage Rosenfels, 2007

CONSECUTIVE GAMES, TOUCHDOWN PASSES

- 16 Matt Schaub, 11/14/10 – 10/30/11
- 12 Matt Schaub, 11/8/09 – 10/3/10
- Sage Rosenfels, 10/14/07 – 11/9/08
- 8 David Carr, 9/18/05 – 11/13/05
- 6 Matt Schaub, 10/21/12 – 12/2/12
- Matt Schaub, 9/20/09 – 10/25/09
- David Carr, 9/19/04 – 10/31/04

PASSES HAD INTERCEPTED

CAREER

- 78 Matt Schaub, 2007-13
- 65 David Carr, 2002-06
- 23 Sage Rosenfels, 2006-08

SEASON

- 15 Matt Schaub, 2009
- David Carr, 2002
- 14 Matt Schaub, 2013
- David Carr, 2004
- 13 David Carr, 2003

GAME

- 4 Sage Rosenfels vs. Baltimore, 11/9/08
- David Carr at New England, 12/17/06

GAME, OPPONENT

- 4 David Garrard at Jacksonville, 11/12/06
- Steve McNair at Tennessee, 10/17/04

CONSECUTIVE PASSES WITHOUT AN INTERCEPTION

- 110 Matt Schaub, 11/14/10 through 12/2/10
- 105 Case Keenum, 10/20/13 through 11/17/13
- 104 Matt Schaub, 11/06/11 through 9/23/12
- 99 Matt Schaub, 12/10/12 through 12/30/12
- David Carr, 12/24/05 through 9/17/06
- David Carr, 10/17/04 through 11/14/04

INDIVIDUAL RECORDS

INDIVIDUAL PASSING (CONT.)

ATTEMPTS, NO INTERCEPTIONS, GAME

- 43 Case Keenum at Arizona, 11/10/13
- 42 David Carr vs. Minnesota, 10/10/04
- 41 David Carr at Denver, 11/7/04
- 40 Matt Schaub at St. Louis, 12/20/09
- Matt Schaub at Jacksonville, 9/28/08
- Matt Schaub at Atlanta, 9/30/07

ATTEMPTS, NO INTERCEPTIONS, GAME, OPPONENT

- 57 Peyton Manning vs. Indianapolis, 9/12/10
- 52 Peyton Manning at Denver, 9/23/12
- 51 Peyton Manning vs Denver, 12/22/13
- 50 Daunte Culpepper vs. Minnesota, 10/10/04
- 46 Peyton Manning vs. Indianapolis, 11/16/08

LOWEST INTERCEPTION PERCENTAGE

SEASONS LEADING TEAM

- 6 Matt Schaub, 2007-12
- 5 David Carr, 2002-06
- 1 Ryan Fitzpatrick, 2014
- 1 Brian Hoyer, 2015

CAREER (1,500 ATTEMPTS)

- 2.6 Matt Schaub, 2007-13
- 3.1 David Carr, 2002-06

SEASON (224 ATTEMPTS)

- 1.90 Brian Hoyer, 2015
- 2.05 Matt Schaub, 2011
- 2.09 Matt Schaub, 2010
- 2.21 Matt Schaub, 2012
- 2.37 Case Keenum, 2013
- 2.56 Ryan Fitzpatrick, 2014

SEASON, ROOKIE (224 ATTEMPTS)

- 3.38 David Carr, 2002

TIMES SACKED

CAREER

- 249 David Carr, 2002-06
- 160 Matt Schaub, 2007-13
- 25 Brian Hoyer, 2015

SEASON

- *76 David Carr, 2002
- 68 David Carr, 2005
- 49 David Carr, 2004

GAME

- 9 David Carr at San Diego, 9/15/03
- 8 David Carr at Cleveland, 10/20/02
- David Carr vs. Pittsburgh, 9/18/05
- 7 David Carr vs. Tennessee, 10/9/05
- David Carr at Cincinnati, 10/2/05
- David Carr at Philadelphia, 9/29/02

GAME, OPPONENT

- 8 Blake Bortles vs. Jacksonville, 1/3/16
- 6 Jake Locker at Tennessee, 12/2/12
- 6 Blaine Gabbert at Jacksonville, 11/27/11
- 6 Tommy Maddox at Pittsburgh, 12/8/02

* NFL record

INDIVIDUAL RECEIVING

RECEPTIONS

SEASONS LEADING TEAM

- 10 Andre Johnson, 2003-06, 08-10, 12-14
- 1 DeAndre Hopkins, 2015
- Owen Daniels, 2011
- Kevin Walter, 2007
- Billy Miller, 2002

CONSECUTIVE SEASONS LEADING TEAM

- 4 Andre Johnson, 2003-06
- 3 Andre Johnson, 2008-10
- Andre Johnson, 2012-14

CAREER

- 1,012 Andre Johnson, 2003-14
- 385 Owen Daniels, 2006-13
- 326 Kevin Walter, 2006-12

SEASONS, 50 OR MORE PASS RECEPTIONS

- 11 Andre Johnson, 2003-10, 2012-14
- 4 Kevin Walter, 2007-10
- 4 Owen Daniels, 2007-08, 2011-12
- 3 DeAndre Hopkins, 2013-15
- 2 Arian Foster, 2010-11
- 1 Jacoby Jones, 2010

SEASON

- 115 Andre Johnson, 2008
- 112 Andre Johnson, 2012
- 111 DeAndre Hopkins, 2015
- 109 Andre Johnson, 2013
- 103 Andre Johnson, 2006

SEASON, ROOKIE

- 66 Andre Johnson, 2003
- 52 DeAndre Hopkins, 2013
- 50 Steve Slaton, 2008
- 47 Domanick Williams#, 2003
- 41 Jabar Gaffney, 2002

GAME

- 14 Andre Johnson vs. Jacksonville, 11/18/12 (OT)
- 13 Andre Johnson at Jacksonville, 12/5/13
- 12 6 times, last by A. Johnson at San Diego, 9/9/13

GAME, OPPONENT

- 14 Dallas Clark at Indianapolis, 11/8/09
- 12 4 times, last by A.J. Green vs. Cincinnati, 11/23/14

CONSECUTIVE GAMES PLAYED, PASS RECEPTION

- 133 Andre Johnson, 11/6/05 – 12/21/14
- 88 Owen Daniels, 12/10/06 – 10/6/13
- 48 DeAndre Hopkins, 9/9/13 – 1/3/16 (current)
- 37 Arian Foster, 1/3/10 – 10/21/12
- 35 Andre Johnson, 9/7/03 – 10/2/05
- 35 Kevin Walter, 9/7/08 – 10/10/10

RECEIVING YARDS GAINED

SEASONS LEADING TEAM

- 10 Andre Johnson, 2003-10, 12-13
- 2 DeAndre Hopkins, 2014-2015
- 1 Owen Daniels, 2011
- Corey Bradford, 2002

CONSECUTIVE SEASONS LEADING TEAM

- 8 Andre Johnson, 2003-10
- 2 DeAndre Hopkins, 2014-15

CAREER

- 13,597 Andre Johnson, 2003-14
- 4,617 Owen Daniels, 2006-13
- 4,083 Kevin Walter, 2006-12
- 3,533 DeAndre Hopkins, 2013-15
- 2,268 Arian Foster, 2009-15

SEASONS, 1,000 OR MORE YARDS

- 7 Andre Johnson – 2004, 2006, 2008-10, 2012-13
- 2 DeAndre Hopkins – 2014, 2015

SEASON

- 1,598 Andre Johnson, 2012
- 1,575 Andre Johnson, 2008
- 1,569 Andre Johnson, 2009
- 1,521 DeAndre Hopkins, 2015
- 1,407 Andre Johnson, 2013
- 1,216 Andre Johnson, 2010

SEASON, ROOKIE

- 976 Andre Johnson, 2003
- 802 DeAndre Hopkins, 2013
- 483 Jabar Gaffney, 2002
- 352 Owen Daniels, 2006

GAME

- 273 Andre Johnson vs. Jacksonville, 11/18/12 (OT)
- 238 DeAndre Hopkins vs. Tennessee, 11/30/14
- 229 Andre Johnson vs. Indianapolis, 11/3/13
- 207 Andre Johnson vs. Tennessee, 12/14/08
- 196 Andre Johnson at St. Louis, 12/20/09
- 193 Andre Johnson vs. Seattle, 12/13/09

GAME, OPPONENT

- 265 Lee Evans vs. Buffalo, 11/19/06
- 236 Justin Blackmon vs. Jacksonville, 11/18/12 (OT)
- 223 T.Y. Hilton vs. Indianapolis, 10/9/14
- 177 Derrick Mason at Tennessee, 10/12/03

GAMES, 100 OR MORE YARDS, CAREER

- 51 Andre Johnson, 2003-14
- 11 DeAndre Hopkins, 2013-15
- 4 Owen Daniels, 2006-12
- 3 Arian Foster, 2009-15
- Corey Bradford, 2002-05
- Kevin Walter, 2006-12

GAMES, 100 OR MORE YARDS, SEASON

- 8 Andre Johnson, 2008
- 6 DeAndre Hopkins, 2015
- 6 Andre Johnson, 2009, 2010, 2012, 2013
- 4 DeAndre Hopkins, 2014

CONSECUTIVE GAMES, 100 OR MORE YARDS

- 4 Andre Johnson, 10/5/08 – 10/26/08
- DeAndre Hopkins, 9/27/15 – 10/18/15
- 3 Andre Johnson, 9/9/07 – 11/18/07
- 2 9 times, last by Andre Johnson, 12/1/13 – 12/5/13

LONGEST RECEPTION

- 81 Corey Bradford from David Carr vs. Buffalo, 10/13/02
- 80 Jacoby Jones from Matt Schaub at Tampa Bay, 11/13/11 (TD)
- 78 Arian Foster from Matt Schaub at Tampa Bay, 11/13/11 (TD)
- Arian Foster from Matt Schaub at Tennessee, 10/23/11 (TD)
- Corey Bradford from David Carr at Miami, 9/7/03 (TD)
- 76 DeAndre Hopkins from Ryan Fitzpatrick vs. Washington, 9/7/14 (TD)

LONGEST RECEPTION, OPPONENT

- 96 Calvin Johnson vs. Detroit, 10/19/08 (TD)
- 84 Troy Edwards vs. Jacksonville, 10/28/03 (TD)
- 83 Lee Evans vs. Buffalo, 11/19/06 (TD)
- 81 Justin Blackmon vs. Jacksonville, 11/18/12 (TD)

RECEIVING AVERAGE

AVERAGE GAIN, CAREER (200 RECEPTIONS)

- 14.78 DeAndre Hopkins, 2013-15
- 13.44 Andre Johnson, 2003-14
- 12.52 Kevin Walter, 2006-12
- 11.99 Owen Daniels, 2006-13

INDIVIDUAL RECORDS

INDIVIDUAL RECEIVING (CONT.)

AVERAGE GAIN, SEASON (32 RECEPTIONS)

17.67 André Davis, 2007
15.92 DeAndre Hopkins, 2014
15.53 Andre Johnson, 2009
15.49 Corey Bradford, 2002
15.42 DeAndre Hopkins, 2013

AVERAGE GAIN, GAME (MIN. 3 RECEPTIONS)

30.50 Andre Johnson at Buffalo, 11/16/03 (4-122)
28.67 Andre Johnson at Detroit, 9/19/04 (3-86)
27.25 Jabar Gaffney at Chicago, 12/19/04 (4-109)
26.50 Joel Dreesen at N.Y. Jets, 11/21/10 (4-106)
26.44 DeAndre Hopkins vs. Tennessee, 11/30/14 (9-238)

RECEIVING TOUCHDOWNS

SEASONS LEADING TEAM

8 Andre Johnson, 2003-04, 2006-10, 2013
3 Corey Bradford, 2002-03, 2005

CONSECUTIVE SEASONS LEADING TEAM

5 Andre Johnson, 2006-10

CAREER

64 Andre Johnson, 2003-14
29 Owen Daniels, 2006-13
24 Kevin Walter, 2006-12
19 DeAndre Hopkins, 2013-15
18 Corey Bradford, 2002-05

SEASON

11 DeAndre Hopkins, 2015
9 Andre Johnson, 2009
8 Andre Johnson, 2010
Andre Johnson, 2008
Kevin Walter, 2008
Andre Johnson, 2007

SEASON, ROOKIE

5 Owen Daniels, 2006
4 Andre Johnson, 2003

GAME

3 Andre Johnson vs. Indianapolis, 11/3/13

GAME, ROOKIE

2 Jaelen Strong vs. Indianapolis, 10/8/15
Owen Daniels at Tennessee, 10/29/06
Andre Johnson vs. Kansas City, 9/21/03

GAME, OPPONENT

3 T.Y. Hilton vs. Indianapolis, 11/3/13
Jordy Nelson vs. Green Bay, 10/14/12
Vernon Davis vs. San Francisco, 10/25/09
Steve Smith at Carolina, 9/16/07
Terrell Owens at Dallas, 10/15/06
Derrick Mason at Tennessee, 10/12/03

CONSECUTIVE GAMES, TOUCHDOWNS

4 Arian Foster, 10/20/14 - 11/30/14
Andre Johnson, 12/13/10 - 9/18/11
Andre Johnson, 12/2/07 - 12/23/07

INDIVIDUAL PUNTING

SEASONS LEADING TEAM

5 Chad Stanley, 2002-06
4 Matt Turk, 2007-10
3 Shane Lechler, 2013-15

CONSECUTIVE SEASONS LEADING TEAM

5 Chad Stanley, 2002-06
4 Matt Turk, 2007-10
3 Shane Lechler, 2013-14

PUNTS

CAREER

437 Chad Stanley, 2002-06
266 Shane Lechler, 2013-15
254 Matt Turk, 2007-11
88 Donnie Jones, 2012

SEASON

114 Chad Stanley, 2002
97 Chad Stanley, 2003
95 Shane Lechler, 2015
88 Shane Lechler, 2013
Donnie Jones, 2012

GAME

11 Chad Stanley at Indianapolis, 12/1/02
10 Donnie Jones at Tennessee, 12/2/12
Brett Hartmann at Jacksonville, 11/27/11
Chad Stanley at Jacksonville, 12/7/03
Chad Stanley at Pittsburgh, 12/8/02
Chad Stanley at San Diego, 9/15/02
Chad Stanley vs. Dallas, 9/8/02

GAME, OPPONENT

11 Marquette King vs. Oakland, 11/17/13
10 Darren Bennett at San Diego, 9/15/02
9 6 times, last Colton Schmidt vs. Buffalo, 9/28/14

LONGEST PUNT

71 Shane Lechler vs. Indianapolis, 10/9/14
69 Brett Hartmann at Miami, 9/18/11
66 Donnie Jones at Denver, 9/23/12
Brett Hartmann vs. Atlanta, 12/4/11
65 Shane Lechler at Oakland, 9/14/14
Shane Lechler at Arizona, 11/10/13
Donnie Jones vs. Minnesota, 12/23/12

LONGEST PUNT, OPPONENT

75 Mat McBriar at Dallas, 10/15/06
74 Sam Koch vs. Baltimore, 11/9/08
70 Brett Kern at Tennessee, 12/2/12
Brandon Fields vs. Miami, 9/18/11

PUNT AVERAGE

CAREER (250 PUNTS)

45.8 Shane Lechler 2013-15
42.3 Matt Turk, 2007-11

SEASON (40 PUNTS)

47.6 Shane Lechler, 2013
47.3 Shane Lechler, 2015
47.2 Donnie Jones, 2012
46.3 Shane Lechler, 2014
44.4 Brett Hartmann, 2011
42.8 Matt Turk, 2009

GAME (4 PUNTS)

58.9 Shane Lechler at Arizona, 11/10/13 (7 punts)
54.5 Shane Lechler vs. Indianapolis, 10/9/14 (4 punts)
54.2 Donnie Jones at Denver, 9/23/12 (5 punts)
52.8 Brett Hartmann vs. Atlanta, 12/4/11 (5 punts)
52.3 Shane Lechler at Tennessee, 12/27/15 (6 punts)

GAME, OPPONENT (4 PUNTS)

56.8 Shane Lechler at Oakland, 12/3/06 (4 punts)
Mat McBriar at Dallas, 10/15/06 (4 punts)
53.9 Brett Nortman at Carolina, 9/20/15 (7 punts)
53.4 Shane Lechler vs. Oakland, 10/4/09 (8 punts)
52.8 Mike Scifres at San Diego, 10/28/07 (5 punts)
52.2 Bryan Anger at Jacksonville, 9/16/12 (9 punts)

PUNTS HAD BLOCKED

CONSECUTIVE PUNTS, NONE BLOCKED

327 Chad Stanley, 2002-06
254 Matt Turk, 2007-11
166 Shane Lechler, 2014-15
99 Shane Lechler, 2013-14

PUNTS HAD BLOCKED, CAREER

2 Chad Stanley, 2002-06
1 Shane Lecler, 2013-15

PUNTS HAD BLOCKED, SEASON

2 Chad Stanley, 2002
1 Shane Lecler, 2014

PUNTS INSIDE THE 20

CAREER

135 Chad Stanley, 2002-06
88 Matt Turk, 2007-11
85 Shane Lechler, 2013-15

SEASON

36 Chad Stanley, 2002
36 Chad Stanley, 2003
34 Shane Lechler, 2013

GAME

6 Chad Stanley vs. Dallas, 9/8/02
5 Shane Lechler vs. Tennessee, 9/15/13
Donnie Jones at Tennessee, 12/2/12
Chad Stanley at San Francisco, 1/1/06

GAME, OPPONENT

6 Brett Kern at Tennessee, 12/29/13
5 Sam Koch vs. Baltimore, 12/13/10
Mike Scifres at San Diego, 10/28/07
Craig Hentrich vs. Tennessee, 12/10/06

INDIVIDUAL RECORDS

PUNT RETURNS

PUNT RETURNS

SEASONS LEADING TEAM

- 5 Jacoby Jones, 2007-11
- 3 Keshawn Martin, 2012-14
- 2 J.J. Moses, 2003-04

CAREER

- 179 Jacoby Jones, 2007-11
- 86 Keshawn Martin, 2012-15
- 72 J.J. Moses, 2003-04

SEASON

- 49 Jacoby Jones, 2011
- 39 Jacoby Jones, 2009
- 39 Keshawn Martin, 2013
- 36 Keith Mumphery, 2015
- J.J. Moses, 2003, 04
- Jermaine Lewis, 2002

SEASON, ROOKIE

- 36 Keith Mumphery, 2015
- 30 Jacoby Jones, 2007
- 22 Keshawn Martin, 2012
- 12 Jerome Mathis, 2005
- 3 Jabar Gaffney, 2002
- Donovan Morgan, 2005

GAME

- 7 Keshawn Martin vs. Oakland, 11/17/13
- Jacoby Jones at Jacksonville, 11/27/11
- Jacoby Jones vs. Oakland, 10/4/09
- 6 Trindon Holliday at Jacksonville, 9/16/12
- Keith Mumphery at Carolina, 9/20/15

GAME, OPPONENT

- 6 Patrick Peterson at Arizona, 11/10/13
- Marcus Sherels vs. Minnesota, 12/23/12
- Darius Reynaud at Tennessee, 12/2/12
- David Allen at Jacksonville, 12/7/03
- Antwaan Randle El at Pittsburgh, 12/8/02
- Troy Walters at Indianapolis, 12/1/02

FAIR CATCHES

CAREER

- 60 Jacoby Jones, 2007-11
- 55 Keshawn Martin, 2012-14
- 20 J.J. Moses, 2003-04

SEASON

- 24 Keshawn Martin, 2014
- 21 Keshawn Martin, 2013
- 17 Jacoby Jones, 2008
- Jermaine Lewis, 2002
- 15 Jacoby Jones, 2010

GAME

- 4 Keshawn Martin vs. Indianapolis, 10/9/14
- Keshawn Martin at Tennessee, 12/29/13
- Dexter Wynn vs. Buffalo, 11/19/06
- Jermaine Lewis vs. Dallas, 9/8/02

GAME, OPPONENT

- 5 Dante Hall vs. Kansas City, 9/21/03
- 4 7 times, last by Ace Sanders vs. Jacksonville, 11/24/13

PUNT RETURN YARDS GAINED

SEASONS LEADING TEAM

- 5 Jacoby Jones, 2007-11
- 3 Keshawn Martin, 2012-14
- 2 J.J. Moses, 2003-04

CAREER

- 1,820 Jacoby Jones, 2007-11
- 766 Keshawn Martin, 2012-15
- 553 J.J. Moses, 2003-04

SEASON

- 518 Jacoby Jones, 2011
- 427 Jacoby Jones, 2009
- 386 Jacoby Jones, 2008

SEASON, ROOKIE

- 286 Jacoby Jones, 2007
- 280 Keith Mumphery, 2015
- 267 Keshawn Martin, 2012
- 68 Jerome Mathis, 2005

GAME

- 125 Keshawn Martin vs. Oakland, 11/17/13
- 100 Jacoby Jones at Arizona, 10/11/09
- 92 Avion Black vs. Baltimore, 12/15/02
- 91 Jacoby Jones at Jacksonville, 11/27/11
- Jacoby Jones vs. Indianapolis, 9/11/11

GAME, OPPONENT

- 93 Tandon Doss at Baltimore, 9/22/13
- 81 DeAnthony Thomas vs. Kansas City, 9/13/15
- 80 Johnnie Lee Higgins at Oakland, 12/21/08
- Adam Jones at Tennessee, 12/11/05
- 76 Marcus Thigpen vs. Miami, 9/9/12

LONGEST PUNT RETURN

- 87 Keshawn Martin vs. Oakland, 11/17/13
- 79t Jacoby Jones vs. Indianapolis, 9/11/11
- 76 Avion Black vs. Baltimore, 12/15/02
- 74 Jacoby Jones vs. Indianapolis, 9/23/07
- 73t Jacoby Jones vs. Cincinnati, 10/26/08

PUNT RETURN AVERAGE

CAREER (75 RETURNS)

- 10.17 Jacoby Jones, 2007-11
- 8.91 Keshawn Martin, 2012-14

SEASON (20 RETURNS)

- 12.14 Keshawn Martin, 2012
- 12.06 Jacoby Jones, 2008
- 10.92 Jacoby Jones, 2009
- 10.57 Jacoby Jones, 2011

SEASON, ROOKIE (20 RETURNS)

- 12.14 Keshawn Martin, 2012
- 9.53 Jacoby Jones, 2007

GAME (3 RETURNS)

- 30.67 Avion Black vs. Baltimore, 12/15/02
- 30.33 Jacoby Jones vs. Indianapolis, 9/11/11
- 21.75 Jacoby Jones vs. Miami, 10/12/08
- 20.00 Jacoby Jones at Arizona, 10/11/09

GAME, OPPONENT (3 RETURNS)

- 26.67 Adam Jones at Tennessee, 12/11/05
- 22.33 Griff Whalen at Indianapolis, 12/16/13
- 19.67 Adam Jones at Tennessee, 10/29/06

PUNT RETURN TOUCHDOWNS

CAREER

- 3 Jacoby Jones, 2007-11
- 1 Keshawn Martin, 2012-15
- Avion Black, 2002

SEASON

- 2 Jacoby Jones, 2008
- 1 Keshawn Martin, 2013
- Jacoby Jones, 2011
- Avion Black, 2002

GAME

- 1 Keshawn Martin vs. Oakland, 11/17/13 (87 yards)
- Jacoby Jones vs. Indianapolis, 9/11/11 (79)
- Jacoby Jones vs. Cincinnati, 10/26/08 (73)
- Jacoby Jones vs. Miami, 10/12/08 (70)
- Avion Black vs. Baltimore, 12/15/02 (76)

GAME, OPPONENT

- 1 Tandon Doss at Baltimore, 9/22/13 (82 yards)
- Marcus Thigpen vs. Miami, 9/9/12 (72)
- Johnnie Lee Higgins at Oakland, 12/21/08 (80)
- Adam Jones at Tennessee, 10/29/06 (53)
- Adam Jones at Tennessee, 12/11/05 (52)
- Dante Hall vs. Kansas City, 9/21/03 (73)

KICKOFF RETURNS

KICKOFF RETURNS

SEASONS LEADING TEAM

- 3 André Davis, 2007-09
- 2 Keshawn Martin, 2012-13
- J.J. Moses, 2003-04
- 1 Danieal Manning, 2014
- 1 Keith Mumphery, 2015

CAREER

- 117 J.J. Moses, 2003-04
- 108 André Davis, 2007-09
- 72 Jerome Mathis, 2005-07
- 68 Keshawn Martin, 2012-15

SEASON

- 59 J.J. Moses, 2004
- 58 J.J. Moses, 2003
- 54 Jerome Mathis, 2005

SEASON, ROOKIE

- 54 Jerome Mathis, 2005
- 31 Keshawn Martin, 2012
- 20 Vernand Morency, 2005

GAME

- 8 Dexter Wynn at New England, 12/17/06
- 7 10 times, last by Jacoby Jones at Indianapolis, 11/1/10

GAME, OPPONENT

- 7 Devin Moore vs. Indianapolis, 9/12/10
- Reggie Swinton vs. Arizona, 12/18/05
- Doug Gabriel vs. Oakland, 10/3/04

KICKOFF RETURN YARDS

SEASONS LEADING TEAM

- 3 André Davis, 2007-09
- 2 Keshawn Martin, 2012-13
- J.J. Moses, 2003-04
- Danieal Manning, 2011, 2014

CAREER

- 2,743 André Davis, 2007-09
- 2,658 J.J. Moses, 2003-04
- 2,054 Jerome Mathis, 2005-07
- 1,707 Keshawn Martin, 2012-15

SEASON

- 1,542 Jerome Mathis, 2005
- 1,355 J.J. Moses, 2003
- 1,303 J.J. Moses, 2004

SEASON, ROOKIE

- 1,542 Jerome Mathis, 2005
- 741 Keshawn Martin, 2012
- 437 Vernand Morency, 2005

INDIVIDUAL RECORDS

KICKOFF RETURNS (CONT.)

GAME

266 Jerome Mathis vs. Kansas City, 11/20/05
266 Jerome Mathis vs. Indianapolis, 10/23/05
234 André Davis vs. Jacksonville, 12/30/07
233 Jerome Mathis vs. Indianapolis, 9/23/07
186 J.J. Moses at Cincinnati, 11/9/03

GAME, OPPONENT

233 David Reed vs. Baltimore, 12/13/10
199 Doug Gabriel vs. Oakland, 10/3/04
196 Jacoby Jones vs. Baltimore, 10/21/12
187 Danieal Manning vs. Chicago, 12/28/08
176 Ted Ginn Jr. vs. Miami, 10/7/07

LONGEST, GAME (ALL TDS)

104 André Davis vs. Jacksonville, 12/30/07
99 Jerome Mathis vs. Kansas City, 11/20/05
97 André Davis vs. Jacksonville, 12/30/07
97 André Davis vs. Tampa Bay, 12/9/07
95 Jacoby Jones vs. Oakland, 10/4/09

LONGEST, GAME, OPPONENT (ALL TDS)

103 David Reed vs. Baltimore, 12/13/10
101 Deji Karim at Indianapolis, 12/30/12
100 Joe McKnight at N.Y. Jets, 10/8/12
99 Eddie Drummond at Detroit, 9/19/04
95 André Davis at Cleveland, 10/20/02

KICKOFF RETURN AVERAGE

CAREER (75 RETURNS)

25.40 André Davis, 2007-09
22.72 J.J. Moses, 2003-04

SEASON (20 RETURNS)

30.25 André Davis, 2007
28.56 Jerome Mathis, 2005
26.58 Jacoby Jones, 2009

SEASON, ROOKIE (20 RETURNS)

28.6 Jerome Mathis, 2005
23.1 Keshawn Martin, 2012

GAME (3 RETURNS)

46.80 André Davis vs. Jacksonville, 12/30/07
38.00 Jerome Mathis vs. Kansas City, 11/20/05
38.00 Jerome Mathis vs. Indianapolis, 10/23/05
37.00 Jerome Mathis at Oakland, 12/3/06

GAME, OPPONENT (3 RETURNS)

53.00 Deji Karim at Indianapolis, 12/30/12
42.00 André Davis at Cleveland, 10/20/02
39.33 Eddie Drummond at Detroit, 9/19/04
38.84 David Reed vs. Baltimore, 12/13/10

KICKOFF RETURN TOUCHDOWNS

CAREER

3 André Davis, 2007
Jerome Mathis, 2005-07
1 Jacoby Jones, 2007-11

SEASON

3 André Davis, 2007
2 Jerome Mathis, 2005
1 Jacoby Jones, 2009
Jerome Mathis, 2007

ROOKIE, SEASON

2 Jerome Mathis, 2005

GAME

*2 André Davis vs. Jacksonville, 12/30/07 (104 and 97 yards)
1 Jacoby Jones vs. Oakland, 10/4/09 (95)
André Davis vs. Tampa Bay, 12/9/07 (97)
Jerome Mathis vs. Indianapolis, 9/23/07 (94)
Jerome Mathis vs. Kansas City, 11/20/05 (99)
Jerome Mathis vs. Indianapolis, 10/23/05 (89)

* Tied NFL record

GAME, OPPONENT

1 Deji Karim at Indianapolis, 12/30/12 (101 yards)
Joe McKnight at N.Y. Jets, 10/8/12 (100)
David Reed vs. Baltimore, 12/13/10 (103)
Ellis Hobbs at New England, 12/17/06 (93)
Eddie Drummond at Detroit, 9/19/04 (99)
André Davis at Cleveland, 10/20/02 (95)

BLOCKED PUNTS/KICKS

BLOCKED PUNTS

CAREER

2 Bryan Braman, 2011-13
Ramon Walker, 2002-05
1 Alfred Blue, 2014
Antwan Peek, 2003-05
Jimmy McClain, 2002

SEASON

2 Bryan Braman, 2012
1 Ramon Walker, 2005
Antwan Peek, 2004
Ramon Walker, 2003
Jimmy McClain, 2002
Alfred Blue, 2014

GAME

1 Alfred Blue vs. Washington, 9/7/14
Bryan Braman vs. Indianapolis, 12/16/12
Bryan Braman vs. Green Bay, 10/14/12
Ramon Walker at San Francisco, 1/1/06
Antwan Peek at Denver, 11/7/04
Ramon Walker vs. New England, 11/23/03
Jimmy McClain at Washington, 12/22/02

GAME, OPPONENT

1 Demontre Moore at N.Y. Giants, 9/21/14
Randy Starks vs. Tennessee, 11/28/04
Rocky Boiman vs. Tennessee, 12/29/02
Eric Westmoreland at Jacksonville, 10/27/02

BLOCKED PUNT RETURNS

CAREER

1 Alfred Blue, 2014
DeVier Posey, 2012
Bryan Braman, 2012
Jonathan Wells, 2002
Kevin Williams, 2002

SEASON

1 Alfred Blue, 2014
DeVier Posey, 2012
Bryan Braman, 2012
Jonathan Wells, 2002
Kevin Williams, 2002

GAME

1 Alfred Blue vs. Washington, 9/7/14
Bryan Braman vs. Indianapolis, 12/16/12
DeVier Posey vs. Green Bay, 10/14/12
Jonathan Wells at Denver, 11/7/04
Kevin Williams at Washington, 12/22/02

BLOCKED FIELD GOALS

CAREER

3 J.J. Watt 2011-15
1 Jared Crick, 2012-15
Danieal Manning, 2011-14
Bernard Pollard, 2009-10
Dunta Robinson, 2004-09
Eric Brown, 2002-04
Ramon Walker, 2002-04

SEASON

2 J.J. Watt, 2013
1 Jared Crick, 2015
Danieal Manning, 2011
J.J. Watt, 2011
Bernard Pollard, 2010
Dunta Robinson, 2007
Eric Brown, 2003
Ramon Walker, 2003

GAME

1 9 times, last by Jared Crick at Carolina, 9/20/15

GAME, OPPONENT

1 12 times, last by Justin Tuck at Oakland, 9/14/14

BLOCKED PATS

CAREER

1 J.J. Watt, 2011-15
Michael Boulware, 2007
Seth Payne, 2002-06

SEASON

1 J.J. Watt, 2014
Michael Boulware, 2007
Seth Payne, 2006

GAME

1 J.J. Watt vs. Washington, 9/7/14
Michael Boulware at Jacksonville, 10/14/07
Seth Payne at Indianapolis, 9/17/06

GAME, OPPONENT

1 Albert Haynesworth at Tampa Bay, 11/13/11
Robaire Smith at Tennessee, 10/29/06

TOTAL RETURN YARDS

CAREER

3,310 Jacoby Jones, 2007-11 (p- 1,820, k- 1,490)
3,211 J.J. Moses, 2003-04 (p- 553, k- 2,658)
2,743 André Davis, 2007-09 (p- 0, k- 2,743)
2,473 Keshawn Martin, 2012-15 (p- 766, k- 1,707)
2,122 Jerome Mathis, 2005-07 (p- 68, k- 2,054)

SEASON

1,612 J.J. Moses, 2004 (p- 309, k- 1,303)
1,610 Jerome Mathis, 2005 (p- 68, k- 1,542)
1,599 J.J. Moses, 2003 (p- 244, k- 1,355)
1,292 Keshawn Martin, 2013 (p- 345, k- 947)
1,241 Jermaine Lewis, 2002 (p- 280, k- 961)

GAME

266 Jerome Mathis vs. Kansas City, 11/20/05 (p-0, k- 266)
266 Jerome Mathis vs. Indianapolis, 10/23/05 (p-0, k- 266)
238 Keshawn Martin vs. Jacksonville, 11/18/12 (p-76, k- 162)
234 André Davis vs. Jacksonville, 12/30/07 (p-0, k- 234)
233 Jerome Mathis vs. Indianapolis, 9/23/07 (p-0, k- 233)

GAME, OPPONENT

233 David Reed vs. Baltimore, 12/13/10 (p- 0, k-233)
213 Marcus Thigpen vs. Miami, 9/9/12 (p-76, k-137)
199 Doug Gabriel vs. Oakland, 10/3/04 (p- 0, k- 199)

INDIVIDUAL RECORDS

SPECIAL TEAMS TOUCHDOWNS

CAREER

- 4 Jacoby Jones, 2007-11
- 3 André Davis, 2007-09
- Jerome Mathis, 2005-07

SEASON

- 3 André Davis, 2007
- 2 Jerome Mathis, 2005
- Jacoby Jones, 2008

GAME

- *2 André Davis vs. Jacksonville, 12/30/07 (104 yards KR and 97 KR)
- 1 Alfred Blue vs. Washington, 9/7/14 (5 BP)
- Keshawn Martin vs. Oakland, 11/17/13 (87 PR)
- Bryan Braman vs. Indianapolis, 12/16/12 (8 BP)
- Devier Posey vs. Green Bay, 10/14/12 (0 BP)
- Jacoby Jones vs. Indianapolis, 9/11/11 (79 PR)
- Jacoby Jones vs. Oakland, 10/4/09 (95 KR)
- Jacoby Jones vs. Cincinnati, 10/26/08 (73 PR)
- Jacoby Jones vs. Miami, 10/12/08 (70 PR)
- André Davis vs. Tampa Bay, 12/9/07 (97 KR)
- Jerome Mathis vs. Indianapolis, 9/23/07 (94 KR)
- Jerome Mathis vs. Kansas City, 11/20/05 (99 KR)
- Jerome Mathis vs. Indianapolis, 10/23/05 (89 KR)
- Avion Black vs. Baltimore, 12/15/02 (76 PR)

* Tied NFL record

INTERCEPTIONS

INTERCEPTIONS

SEASONS LEADING TEAM

- 2 Dunta Robinson, 2004, 2006 (tied)
- Kareem Jackson, 2012, 2014 (tied)

CAREER

- 13 Dunta Robinson, 2004-08
- 12 Johnathan Joseph, 2011-15
- Kareem Jackson, 2010-15
- 11 Marcus Coleman, 2002-05
- Aaron Glenn, 2002-04
- 8 Brian Cushing, 2009-15
- 7 Jason Allen, 2010-11
- 5 Brice McCain, 2009-13
- Glover Quin, 2009-12
- Jacques Reeves, 2008-09
- Fred Bennett, 2007-09
- DeMarcus Faggins, 2002-08

SEASON

- 7 Marcus Coleman, 2003
- 6 Dunta Robinson, 2004
- 5 Aaron Glenn, 2004
- Aaron Glenn, 2002

SEASON, ROOKIE

- 6 Dunta Robinson, 2004
- 4 Brian Cushing, 2009
- 3 Fred Bennett, 2007
- 2 Kareem Jackson, 2010

GAME

- 3 Glover Quin vs. Tennessee, 11/28/10
- 2 9 times, last by Andre Hal at Jacksonville, 10/18/15

GAME, OPPONENT

- 2 14 times, last by Mike Adams vs. Indianapolis, 10/8/15

CONSECUTIVE GAMES WITH AN INTERCEPTION

- 2 14 times, last by Johnathan Joseph, 11/23/14-11/30/14

INTERCEPTION YARDS

SEASONS LEADING TEAM

- 2 Johnathan Joseph, 2012-13
- 1 12 times, last by Andre Hal, 2015

GAINED, CAREER

- 279 Johnathan Joseph, 2011-14
- 221 Aaron Glenn, 2002-04
- 217 Marcus Coleman, 2002-05
- 241 Kareem Jackson, 2010-14
- 162 Dunta Robinson, 2004-09

SEASON

- 181 Aaron Glenn, 2002
- 146 Dunta Robinson, 2004
- 121 Bernard Pollard, 2009
- 120 A.J. Bouye, 2014
- 116 Marcus Coleman, 2004

SEASON, ROOKIE

- 146 Dunta Robinson, 2004
- 47 Fred Bennett, 2007
- 26 Brian Cushing, 2009

GAME

- 135 Aaron Glenn at Pittsburgh, 12/8/02
- 102 Marcus Coleman at Kansas City, 9/28/04
- 95 Marlon McCree vs. Tennessee, 12/21/03

GAME, OPPONENT

- 102 Artrell Hawkins vs. Cincinnati, 11/3/02
- 99 Cortland Finnegan vs. Tennessee, 9/21/08
- 98 Alec Ogletree vs. St. Louis, 10/13/13

LONGEST RETURN

- 102t Marcus Coleman at Kansas City, 9/26/04
- 95t Marlon McCree vs. Tennessee, 12/21/03
- 86 Brice McCain at N.Y. Jets, 10/8/12
- 80t J.J. Watt vs. Buffalo Bills, 9/28/14

LONGEST RETURN, OPPONENT (ALL TDs)

- 102 Artrell Hawkins vs. Cincinnati, 11/3/02
- 99 Cortland Finnegan vs. Tennessee, 9/21/08
- 98 Alec Ogletree vs. St. Louis, 10/13/13
- 91 Darius Butler vs. New England, 1/3/10

INTERCEPTIONS RETURNED FOR TOUCHDOWN

INTERCEPTIONS RETURNED FOR TOUCHDOWNS CAREER

- 2 Johnathan Joseph, 2011-15
- Kareem Jackson, 2010-15
- Aaron Glenn, 2002-04
- 1 Andre Hal, 2015
- J.J. Watt, 2011-14
- A.J. Bouye, 2013-14
- Brian Cushing, 2009-2014
- Kendrick Lewis, 2014
- Danieal Manning, 2011-14
- Brice McCain, 2009-13
- Bernard Pollard, 2009
- Dunta Robinson, 2004-08
- DeMarcus Faggins, 2002-08
- Jacques Reeves, 2008
- Marcus Coleman, 2002-05
- Marlon McCree, 2003-04

SEASON

- 2 Aaron Glenn, 2002
- 1 16 times, last by Kareem Jackson, 2015

GAME

- 2 Aaron Glenn vs. Pittsburgh, 12/8/02

TACKLES

* ONLY OFFICIAL NFL STATISTICS REFLECTED IN TEXANS RECORDS. THERE ARE SEVERAL SEASONS WHERE COACHES STATISTICS WERE KEPT FOR TACKLES

CAREER

- 636 DeMeco Ryans, 2006-11
- 583 Brian Cushing, 2009-15
- 442 Jamie Sharper, 2002-04
- 396 Dunta Robinson, 2004-09
- 385 Morlon Greenwood, 2005-08

SEASON

- 166 Jamie Sharper, 2003
- 156 DeMeco Ryans, 2006
- 139 Jamie Sharper, 2004
- 137 Jay Foreman, 2002
- Jamie Sharper, 2002

GAME

- 17 Brian Cushing at N.Y. Giants, 9/21/14
- Jamie Sharper at Tampa Bay, 12/14/03
- Jamie Sharper at Cincinnati, 11/9/03
- 16 Jay Foreman vs. New England, 11/23/03
- 15 Bernard Pollard vs. Dallas, 9/26/10
- DeMeco Ryans at Oakland, 12/3/06
- Jay Foreman vs. Indianapolis, 12/28/03
- Jamie Sharper vs. New England, 11/23/03

SOLO TACKLES, CAREER

- 479 DeMeco Ryans, 2006-11
- 378 Brian Cushing, 2009-15
- 332 Dunta Robinson, 2004-09
- 300 Jamie Sharper, 2002-04
- 294 J.J. Watt, 2011-15

SOLO TACKLES, SEASON

- 126 DeMeco Ryans, 2006
- 107 Jamie Sharper, 2003
- 101 Jay Foreman, 2003
- Jay Foreman, 2002

SOLO TACKLES, GAME

- 14 DeMeco Ryans at Oakland, 12/3/06
- Jay Foreman vs. New England, 11/23/03
- 13 Glover Quin at Jacksonville, 11/14/10
- Xavier Adibi at Indianapolis, 11/16/08
- DeMeco Ryans at N.Y. Jets, 11/26/06

SACKS

SEASONS LEADING TEAM

- 4 J.J. Watt, 2012-15
- 4 Mario Williams, 2007-10
- 1 6 times, last by Connor Barwin, 2011

CAREER

- 74.5 J.J. Watt, 2011-15
- 53.0 Mario Williams, 2006-11
- 27.0 Antonio Smith, 2009-13
- 26.5 Whitney Mercilus, 2012-15
- 19.0 Connor Barwin, 2009-12

SEASON

- 20.5 J.J. Watt, 2014
- J.J. Watt, 2012
- 17.5 J.J. Watt, 2015
- 14.0 Mario Williams, 2007
- 12.0 Mario Williams, 2008
- 12.0 Whitney Mercilus, 2015
- 11.5 Connor Barwin, 2011

INDIVIDUAL RECORDS

FUMBLES

FUMBLES

CAREER

- 68 David Carr, 2002-06
- 38 Matt Schaub, 2007-13
- 16 Arian Foster, 2009-15
- 10 Andre Johnson, 2003-14
- Ben Tate, 2011-13
- Steve Slaton, 2008-10
- Domanick Williams#, 2003-05

SEASON

- 21 David Carr, 2002
- 17 David Carr, 2005
- 16 David Carr, 2006
- 10 Matt Schaub, 2008
- David Carr, 2004

GAME

- 3 8 times, last by Sage Rosenfels vs. Indianapolis, 10/5/08

FUMBLES FORCED

CAREER

- 15 J.J. Watt, 2011-15
- 11 Mario Williams, 2006-11
- 9 Brian Cushing, 2009-15
- 7 Antonio Smith, 2009-13
- 6 Dunta Robinson, 2004-09
- DeMeco Ryans, 2006-11
- Jamie Sharper, 2002-04

SEASON

- 4 J.J. Watt, 2014
- J.J. Watt, 2013
- J.J. Watt, 2012
- Bernard Pollard, 2010
- Mario Williams, 2008
- Shantee Orr, 2005

GAME

- 2 Johnathan Joseph at Oakland, 9/14/14
- J.J. Watt at Arizona, 11/10/13
- Brian Cushing at Indianapolis, 12/22/11
- Brian Cushing at Cincinnati, 10/18/09
- Shantee Orr vs. Jacksonville, 12/24/05
- Eric Brown vs. Indianapolis, 12/28/03
- Jamie Sharper at Buffalo, 11/16/03

OWN FUMBLES RECOVERED

CAREER

- 28 David Carr, 2002-06
- 11 Matt Schaub 2007-13
- 6 Chester Pitts, 2002-09
- 4 Ryan Fitzpatrick, 2014
- Duane Brown, 2008-14
- Arian Foster, 2009-14
- Andre Johnson, 2003-14
- Jacoby Jones, 2007-11

SEASON

- 12 David Carr, 2002
- 6 David Carr, 2005
- 5 David Carr, 2006
- 4 Ryan Fitzpatrick, 2014
- Matt Schaub, 2008
- David Carr, 2004

GAME

- 2 Wade Smith at Baltimore, 10/16/11
- David Carr vs. Kansas City, 11/20/05
- David Carr at Detroit, 9/19/04
- David Carr at Washington, 12/22/02
- David Carr at Pittsburgh, 12/8/02

OPPONENTS' FUMBLES RECOVERED

CAREER

- 12 J.J. Watt, 2011-14
- 8 DeMeco Ryans, 2006-10
- 5 Morlon Greenwood, 2005-07
- 4 Tim Dobbins, 2011-13
- C.C. Brown, 2005-08
- Jamie Sharper, 2002-04

SEASON

- 5 J.J. Watt, 2014
- 4 Tim Dobbins, 2012
- 3 DeMeco Ryans, 2008
- DeMeco Ryan, 2007
- C.C. Brown, 2007
- Morlon Greenwood, 2006
- Jamie Sharper, 2002

GAME

- 2 J.J. Watt at Arizona, 11/10/13
- DeMeco Ryans vs. Tennessee, 10/21/07

FUMBLE RETURN YARDS

CAREER RETURN YARDS

- 102 DeMeco Ryans, 2006-11
- 73 Johnathan Joseph, 2010-15
- 68 J.J. Watt, 2011-15
- 66 Antwan Peek, 2003-06
- 60 Charlie Anderson, 2004-07

LONGEST FUMBLE RETURN

- 66 Antwan Peek at Jacksonville, 12/26/04 (TD)
- 60 Charlie Anderson at Chicago, 12/19/04 (TD)
- 58 DeMarcus Faggins at Oakland, 12/3/06 (TD)

FUMBLES RETURNED FOR TOUCHDOWNS

CAREER

- 1 14 times, last by Quintin Demps, 2015

SEASON

- 1 14 times, last by Quintin Demps, 2015

GAME

- 1 Quintin Demps, 33 yards at Tennessee, 12/27/15
- J.J. Watt, 45 yards vs. Indianapolis, 10/9/14
- Wade Smith, 0 (own) at Baltimore, 10/16/11
- Bernard Pollard, 0 vs. New England, 1/3/10
- Dominique Barber, 48 (own) vs. N.Y. Jets, 9/13/09
- DeMeco Ryans, 26 vs. Tennessee, 10/21/07
- Kevin Walter, 0 at Carolina, 9/16/07
- Mario Williams, 38 vs. Kansas City, 9/9/07
- Anthony Maddox, 47 vs. Cleveland, 12/31/06
- Demarcus Faggins, 58 at Oakland, 12/3/06
- Antwan Peek, 66 at Jacksonville, 12/26/04
- Charlie Anderson, 60 at Chicago, 12/19/04
- Jamie Sharper, 16 vs. Oakland, 10/3/04
- Kenny Wright, 40 at Pittsburgh, 12/8/02

SCORING

SCORING

SEASONS LEADING TEAM

- 8 Kris Brown, 2002-09
- 2 Neil Rackers, 2010-11
- 2 Randy Bullock, 2013-14

CONSECUTIVE SEASONS LEADING TEAM

- 8 Kris Brown, 2002-09
- 2 Neil Rackers, 2010-11
- 2 Randy Bullock, 2013-14

POINTS

CAREER

- 767 Kris Brown, 2002-09
- 410 Arian Foster, 2009-14
- 388 Andre Johnson, 2003-14
- 259 Neil Rackers, 2010-11
- 252 Randy Bullock, 2012-15

SEASON

- 138 Shayne Graham, 2012
- 135 Neil Rackers, 2011
- 130 Randy Bullock, 2014
- 124 Neil Rackers, 2010
- 124 Kris Brown, 2008

POINTS, NO TOUCHDOWNS, SEASON

- 138 Shayne Graham, 2012
- 135 Neil Rackers, 2011
- 130 Randy Bullock, 2014
- 124 Kris Brown, 2008
- 124 Neil Rackers, 2010

POINTS, NO TOUCHDOWNS, CAREER

- 767 Kris Brown, 2002-09
- 259 Neil Rackers, 2010-11
- 253 Randy Bullock, 2013-15

SEASONS, 100 OR MORE POINTS

- 4 Kris Brown, 2005, 2007-09
- 2 Randy Bullock, 2013-14
- Arian Foster, 2010, 2012
- Neil Rackers, 2010-11
- 1 Shayne Graham, 2012

SEASON, ROOKIE

- 60 Steve Slaton, 2008
- 48 Domanick Williams#, 2003
- 30 Owen Daniels, 2006
- 24 Andre Johnson, 2003
- Wali Lundy, 2006

GAME

- 19 Randy Bullock vs. Baltimore, 12/21/14
- 18 Arian Foster at Tennessee, 10/26/14
- Ben Tate vs. New England, 12/1/13
- Andre Johnson vs. Indianapolis, 11/3/13
- Arian Foster at Tennessee, 10/23/11
- Arian Foster vs. Indianapolis, 9/12/10
- Ryan Moats at Buffalo, 11/1/09

GAME, OPPONENT

- 26 Rob Bironas vs. Tennessee, 10/21/07
- 24 Shaun Alexander at Seattle, 10/16/05

CONSECUTIVE GAMES SCORING

- 99 Kris Brown, 12/14/03 – 1/3/10
- 35 Randy Bullock, 9/9/13 – 9/27/15
- 32 Neil Rackers, 9/12/10 – 1/1/12
- 28 Kris Brown, 9/8/02 – 11/30/03
- 16 Shayne Graham, 9/9/12 – 12/30/12
- 13 Nick Novak, 10/4/15-1/3/16
- 11 Arian Foster, 12/18/11 – 11/11/12

INDIVIDUAL RECORDS

SCORING (CONT.)

TOUCHDOWNS

SEASONS LEADING TEAM

- 4 Andre Johnson, 2006-07, 2009, 2013
- Arian Foster, 2010-12, 2014
- 3 Domanick Williams#, 2003-05

CONSECUTIVE SEASONS LEADING TEAM

- 3 Arian Foster, 2010-12
- Domanick Williams#, 2003-05
- 2 Andre Johnson, 2006-07

CAREER

- 68 Arian Foster, 2009-15
- 64 Andre Johnson, 2003-14
- 29 Owen Daniels, 2006-13
- 28 Domanick Williams#, 2003-05
- 25 Kevin Walter, 2007-12

SEASON

- 18 Arian Foster, 2010
- 17 Arian Foster, 2012
- 14 Domanick Williams#, 2004
- 13 Arian Foster, 2014
- 12 Arian Foster, 2011
- 11 DeAndre Hopkins, 2015

SEASON, ROOKIE

- 10 Steve Slaton, 2008
- 8 Domanick Williams#, 2003
- 5 Owen Daniels, 2006

GAME

- 3 Arian Foster at Tennessee, 10/26/14
- Ben Tate vs. New England, 12/1/13
- Andre Johnson vs. Indianapolis, 11/3/13
- Arian Foster at Tennessee, 10/23/11
- Arian Foster vs. Indianapolis, 9/12/10
- Ryan Moats at Buffalo, 11/1/09

GAME, OPPONENT

- 4 Shaun Alexander at Seattle, 10/16/05
- 3 11 times, last by D.Freeman at Atlanta, 10/4/15

GAME, ROOKIE

- 2 10 times, last by J.Strong vs. Indianapolis, 10/8/15

GAME, OPPONENT, ROOKIE

- 3 Devonta Freeman at Atlanta, 10/4/15

CONSECUTIVE GAMES SCORING TOUCHDOWNS

- 11 Arian Foster, 12/18/11 - 11/11/12
- 9 Domanick Williams#, 11/7/04 - 1/2/05
- 7 Arian Foster, 10/5/14-12/7/14
- 6 Arian Foster, 10/23/11 - 12/4/11
- 5 Arian Foster, 10/17/10 - 11/14/10

POINTS AFTER TOUCHDOWNS

SEASONS LEADING TEAM

- 8 Kris Brown, 2002-09
- 2 Neil Rackers, 2010-11
- 2 Randy Bullock, 2013-14

ATTEMPTED, CAREER

- 253 Kris Brown, 2002-09
- 83 Neil Rackers, 2010-11
- 72 Randy Bullock, 2013-15

ATTEMPTED, SEASON

- 45 Shayne Graham, 2012
- 44 Kris Brown, 2009
- 43 Neil Rackers, 2010
- 40 Randy Bullock, 2014
- Neil Rackers, 2011
- Kris Brown, 2007

ATTEMPTED, GAME

- 6 Randy Bullock vs. Tennessee, 11/30/14
- Kris Brown vs. Jacksonville, 12/30/07

ATTEMPTED, GAME, OPPONENT

- 7 Mike Vanderjagt at Indianapolis, 11/14/04
- 6 Andrew Franks at Miami, 10/25/15
- Matt Boshier at Atlanta, 10/4/15
- Stephen Gostkowski at New England, 12/10/12
- Mason Crosby vs. Green Bay, 10/14/12
- Lawrence Tynes vs. Kansas City, 11/20/05
- Josh Brown at Seattle, 10/16/05
- Morten Anderson vs. Kansas City, 9/21/03

CONSECUTIVE POINTS AFTER TOUCHDOWN, CAREER

- 132 Kris Brown, 11/5/06 - 1/3/10
- 116 Kris Brown, 9/8/02 - 10/29/06
- 69 Neil Rackers, 9/12/10 - 11/6/11
- 66 Randy Bullock, 9/9/13-12/28/14

POINTS AFTER TOUCHDOWN PERCENTAGE, CAREER (250 ATTEMPTS)

- 99.2 Kris Brown, 2002-09 (251-253)

TWO-POINT CONVERSIONS

TWO-POINT CONVERSIONS, CAREER

- 2 Andre Johnson, 2003-14

TWO-POINT CONVERSIONS, SEASON

- 1 15 times, last by Jonathan Grimes, 2015

TWO-POINT CONVERSION, GAME

- 1 15 times, last by J.Grimes, at Buffalo, 12/06/15

TWO-POINT CONVERSION, GAME, OPPONENT

- 2 Lance Moore at New Orleans, 9/25/11

FIELD GOALS

SEASONS LEADING TEAM

- 8 Kris Brown, 2002-09
- 2 Neil Rackers, 2010-11
- 2 Randy Bullock, 2013-14

CONSECUTIVE SEASONS LEADING TEAM

- 8 Kris Brown, 2002-09
- 2 Neil Rackers, 2010-11
- 2 Randy Bullock, 2013-14

ATTEMPTED, CAREER

- 223 Kris Brown, 2002-09
- 76 Randy Bullock, 2013-15
- 68 Neil Rackers, 2010-11

ATTEMPTED, SEASON

- 38 Shayne Graham, 2012
- Neil Rackers, 2011
- 35 Randy Bullock, 2014
- Randy Bullock, 2013
- 34 Kris Brown, 2005
- 33 Kris Brown, 2008

ATTEMPTED, GAME

- 7 Kris Brown at Miami, 9/7/03
- 6 Randy Bullock vs. Baltimore, 12/21/14
- Shayne Graham vs. Indianapolis, 12/16/12

FIELD GOALS, CAREER

- 172 Kris Brown, 2002-09
- 61 Randy Bullock, 2013-15
- 59 Neil Rackers, 2010-11

FIELD GOALS, SEASON

- 32 Neil Rackers, 2011
- 31 Shayne Graham, 2012
- 30 Randy Bullock, 2014
- 29 Kris Brown, 2008
- 27 Neil Rackers, 2010

FIELD GOALS, GAME

- 6 Randy Bullock vs. Baltimore, 12/21/14
- 5 Shayne Graham vs. Indianapolis, 12/16/12
- Kris Brown vs. Miami, 10/7/07
- Kris Brown at Baltimore, 12/4/05
- Kris Brown at Miami, 9/7/03

FIELD GOALS, GAME, OPPONENT

- *8 Rob Bironas vs. Tennessee, 10/21/07
- 5 Billy Cundiff at Baltimore, 10/16/11
- Rian Lindell at Buffalo, 9/11/05
- Phil Dawson vs. Cleveland, 1/2/05

CONSECUTIVE GAMES SCORING FIELD GOALS

- 19 Randy Bullock - 9/22/13 - 10/5/14
- 15 Neil Rackers, 11/1/10 - 10/9/11
- 10 Kris Brown, 11/13/05 - 9/17/06
- 9 Kris Brown, 10/25/09 - 12/27/09
- Kris Brown, 9/8/02 - 11/10/02

CONSECUTIVE FIELD GOALS MADE

- 18 Neil Rackers, 12/13/10 - 10/2/11
- 16 Randy Bullock, 9/22/13 - 9/14/14
- 15 Kris Brown, 12/3/06 - 9/30/07
- Kris Brown, 9/7/08 - 11/23/08
- 13 Shayne Graham, 9/9/12 - 10/21/12
- Neil Rackers, 10/3/10 - 12/2/10

LONGEST FIELD GOAL

- 57 Neil Rackers at Denver, 12/26/10
- Kris Brown vs. Miami, 10/7/07
- 56 Kris Brown at Indianapolis, 11/8/09
- 55 Randy Bullock vs. Buffalo, 9/28/14

LONGEST FIELD GOAL, OPPONENT

- 58 Kyle Brindza vs. Tampa Bay, 9/27/15
- 57 Kai Forbath vs. New Orleans 11/29/15
- 56 Blair Walsh vs. Minnesota, 12/23/12

FIELD GOAL PERCENTAGE, CAREER (100 ATTEMPTS)

- 77.1 Kris Brown, 2002-09

FIELD GOAL PERCENTAGE, SEASON

- 90.0 Neil Rackers, 2010
- 87.9 Kris Brown, 2008
- 86.2 Kris Brown, 2007
- 85.7 Nick Novak, 2015

MOST FIELD GOALS, NO MISSES, GAME

- 6 Randy Bullock vs. Baltimore, 12/21/14
- 5 Kris Brown vs. Miami, 10/7/07
- Kris Brown at Baltimore, 12/4/05
- 4 Neil Rackers at New Orleans, 9/25/11
- Kris Brown vs. Tennessee, 10/9/05

MOST FIELD GOALS, NO MISSES, GAME, OPPONENT

- 8 Rob Bironas vs. Tennessee, 10/21/07
- 5 Rian Lindell at Buffalo, 9/11/05
- Phil Dawson vs. Cleveland, 1/2/05

MOST FIELD GOALS, 50 OR MORE YARDS, CAREER

- 14 Kris Brown, 2002-09
- 7 Neil Rackers, 2010-11
- 5 Randy Bullock, 2013-14

MOST FIELD GOALS, 50 OR MORE YARDS, SEASON

- 5 Kris Brown, 2007
- 4 Randy Bullock, 2014
- Shayne Graham, 2012
- Neil Rackers, 2011
- 3 Neil Rackers, 2010

MOST FIELD GOALS, 50 OR MORE YARDS, GAME

- *3 Kris Brown vs. Miami, 10/7/07
- 2 Nick Novak vs. Jacksonville, 1/3/16
- Neil Rackers at Denver, 12/26/10
- Randy Bullock vs. Buffalo, 9/28/14

*NFL record

INDIVIDUAL RECORDS

SCORING (CONT.)

SAFETIES

CAREER

1 J.J. Watt, 2011-14
Joe Mays, 2013
Connor Barwin, 2009-12
Zac Diles, 2007-10, 2014
Brian Cushing, 2009-13
Seth Payne, 2002-06
Jimmy McClain, 2002

SEASON

1 J.J. Watt, 2014
Joe Mays, 2013
Connor Barwin, 2012
Brian Cushing, 2009
Seth Payne, 2002
Jimmy McClain, 2002

GAME

1 J.J. Watt vs. Jacksonville, 12/28/14
Joe Mays vs. Tennessee, 9/15/13
Connor Barwin vs. Baltimore, 10/21/12
Zac Diles at Jacksonville, 12/6/09
Brian Cushing vs. Oakland, 10/4/09
Jimmy McClain vs. Baltimore, 12/15/02
Seth Payne vs. Dallas, 9/2/02

GAME, OPPONENT

1 Geno Atkins vs. Cincinnati, 11/23/14
Cory Redding at Indianapolis, 12/15/13
Elvis Dumervil at Denver, 9/23/12

SERVICE

SEASONS

12 Andre Johnson, 2003-14
8 Duane Brown, 2008-15
8 Owen Daniels, 2006-13
8 Chester Pitts, 2002-09
8 Kris Brown, 2002-09
7 Kevin Walter, 2006-12
7 Matt Schaub, 2007-13
7 Chris Myers, 2007-14

GAMES PLAYED

169 Andre Johnson, 2003-14
128 Kris Brown, 2002-09
120 Duane Brown, 2008-15
114 Chester Pitts, 2002-09
112 Chris Myers, 2008-14
109 Kevin Walter, 2006-12

CONSECUTIVE GAMES PLAYED

128 Kris Brown, 2002-09
114 Chester Pitts, 2002-09
112 Chris Myers, 2008-14
91 Eric Winston, 2006-11
83 Steve McKinney, 2002-07

STARTS

169 Andre Johnson, 2003-14
120 Duane Brown, 2008-15
114 Chester Pitts, 2002-09
112 Chris Myers, 2008-14
96 Owen Daniels, 2006-13

CONSECUTIVE STARTS

114 Chester Pitts, 2002-09
112 Chris Myers, 2008-14
86 Eric Winston, 2006-11
77 Mario Williams, 2006-10
73 DeMeco Ryans, 2006-10

TEAM RECORDS

WIN-LOSS RECORDS

WIN-LOSS RECORDS

Year	W	L	T	Pct.
2002	4	12	0	.250
2003	5	11	0	.313
2004	7	9	0	.438
2005	2	14	0	.125
2006	6	10	0	.375
2007	8	8	0	.500
2008	8	8	0	.500
2009	9	7	0	.563
2010	6	10	0	.375
2011	10	6	0	.625
2012	12	4	0	.750
2013	2	14	0	.125
2014	9	7	0	.563
2015	9	7	0	.563
Totals	97	127	0	.433

HOME

Year	W	L	T	Pct.
2002	2	6	0	.250
2003	3	5	0	.375
2004	3	5	0	.375
2005	2	6	0	.250
2006	4	4	0	.500
2007	6	2	0	.750
2008	6	2	0	.750
2009	4	4	0	.500
2010	4	4	0	.500
2011	5	3	0	.625
2012	6	2	0	.750
2013	1	7	0	.125
2014	5	3	0	.625
2015	5	3	0	.625
Totals	56	56	0	.500

ROAD

Year	W	L	T	Pct.
2002	2	6	0	.250
2003	2	6	0	.250
2004	4	4	0	.500
2005	0	8	0	.000
2006	2	6	0	.250
2007	2	6	0	.250
2008	2	6	0	.250
2009	5	3	0	.625
2010	2	6	0	.250
2011	5	3	0	.625
2012	6	2	0	.750
2013	1	7	0	.125
2014	4	4	0	.500
2015	4	4	0	.500
Totals	41	71	0	.366

GAMES WON

CONSECUTIVE GAMES WON

- 7 10/23/11 - 12/11/11
- 6 10/21/12 - 12/2/12
- 12/13/09 - 9/19/10 (over two seasons)
- 5 9/9/12 - 10/8/12
- 4 11/1/15 - 11/29/15 (current)
- 11/23/08 - 12/14/08
- 12/24/06 - 9/16/07 (over two seasons)

GAMES WON, SEASON

- 12 2012
- 10 2011
- 9 2009, 2014, 2015
- 8 2007, 2008

CONSECUTIVE GAMES WON, SINGLE SEASON

- 7 10/23/11 - 12/11/11
- 6 10/21/12 - 12/2/12
- 5 9/9/12 - 10/8/12

- 4 11/1/15 - 11/29/15
- 12/13/09 - 1/3/10
- 11/23/08 - 12/14/08

CONSECUTIVE GAMES WON, START OF SEASON

- 5 2012
- 2 2007, 2010, 2011, 2013, 2014

CONSECUTIVE GAMES WON, END OF SEASON

- 4 2009
- 3 2015
- 2 2006, 2014

CONSECUTIVE HOME GAMES WON

- 4 10/21/12-12/16/12
- 11/18/07 - 12/30/07

CONSECUTIVE ROAD GAMES WON

- 6 9/16/12 - 12/2/12
- 4 12/20/09 - 10/3/10
- 10/23/11 - 12/11/11
- 3 10/26/14 - 12/7/14

SHUTOUT GAMES WON, SEASON

- 1 2010: 20-0 vs. Tennessee, 11/28/10
- 2004: 21-0 at Jacksonville, 12/26/04

WIN-LOSS RECORDS

CONSECUTIVE GAMES LOST

- 14 9/22/13 - 12/29/13
- 7 1/2/05 - 10/23/05
- 6 11/6/05 - 12/11/05
- 12/7/03 - 9/19/04
- 12/24/05 - 9/26/06
- 9/15/02 - 10/20/02

GAMES LOST, SEASON

- 14 2013
- 2005
- 12 2002
- 11 2003

CONSECUTIVE GAMES LOST, SEASON

- 14 9/22/13 - 12/29/13
- 6 11/6/05 - 12/11/05
- 9/11/05 - 10/23/05
- 9/15/02 - 10/20/02

CONSECUTIVE GAMES LOST, START OF SEASON

- 6 2005
- 4 2008
- 2 2004, 2006, 2015

CONSECUTIVE GAMES LOST, END OF SEASON

- 14 2013
- 4 2003
- 3 2002, 2011

CONSECUTIVE HOME GAMES LOST

- 7 9/22/13 - 12/1/13
- 5 12/24/04 - 10/23/05
- 4 9/22/02 - 11/17/02

CONSECUTIVE ROAD GAMES LOST

- 12 9/11/05 - 11/5/06
- 7 9/22/13 - 12/29/13
- 6 11/1/10 - 12/26/10

SHUTOUT GAMES LOST, SEASON

- 1 2003: 27-0 at Jacksonville, 12/7/03

SCORING

TOUCHDOWNS

MOST, SEASON

- 46 2012
- 2009
- 44 2010
- 43 2007
- 41 2011

FEWEST, SEASON

- 22 2002
- 26 2005
- 28 2013
- 29 2003
- 30 2006

MOST, GAME

- 6 vs. Tennessee, 11/30/14
- vs. Jacksonville, 12/30/07
- 5 9 times, last vs. Jacksonville (OT), 11/18/12

MOST ALLOWED, SEASON

- 52 2010
- 50 2005
- 48 2013
- 45 2008
- 43 2007

MOST ALLOWED, GAME

- 7 2x, last: at Atlanta, 10/4/15
- 6 6 times, last at Miami, 10/25/15

FEWEST ALLOWED, SEASON

- 27 2011
- 36 2014
- 37 2015
- 38 2012
- 39 2009

FEWEST ALLOWED, GAME

- 0 17 times, last vs. Jacksonville, 1/3/16

POINTS SCORED

MOST SCORED, SEASON

- 416 2012
- 390 2010
- 388 2009
- 381 2011
- 379 2007

MOST SCORED, GAME

- 45 vs. Tennessee, 11/30/14
- 43 vs. Jacksonville (OT), 11/18/12
- vs. Baltimore, 10/21/12
- 42 vs. Jacksonville, 12/30/07
- 41 at Tennessee, 10/23/11

FEWEST POINTS SCORED, SEASON

- 213 2002
- 255 2003
- 260 2005
- 267 2006
- 276 2013

FEWEST POINTS SCORED, GAME

- 0 at Jacksonville, 12/7/03
- 3 7 times, last at Indianapolis, 12/15/13

MOST POINTS SCORED, SEASON, OPPONENT

- 431 2005
- 428 2013
- 427 2010
- 394 2008
- 384 2007

TEAM RECORDS

SCORING (CONT.)

MOST POINTS SCORED, GAME, OPPONENT

- 49 at Indianapolis, 11/14/04
- 48 at Atlanta, 10/4/15
- 45 vs. Kansas City, 11/20/05
- 44 at Miami, 10/25/15
- 43 at Indianapolis, 9/17/06

FEWEST POINTS SCORED, SEASON, OPPONENT

- 278 2011
- 307 2014
- 313 2015
- 331 2012
- 333 2009

FEWEST POINTS SCORED, GAME, OPPONENT

- 0 vs. Tennessee, 11/28/10
- 0 at Jacksonville, 12/26/04
- 3 vs. Kansas City, 9/9/07
- 5 at Chicago, 12/19/04
- 6 13 times, last vs. Jacksonville, 1/3/16

MOST POINTS, SHUTOUT VICTORY, GAME

- 21 at Jacksonville, 12/26/04
- 20 vs. Tennessee, 11/28/10

FEWEST POINTS, SHUTOUT VICTORY, GAME

- 20 vs. Tennessee, 11/28/10
- 21 at Jacksonville, 12/26/04

MOST POINTS, GAME, BOTH TEAMS

- 80 Texans 43 vs. Jacksonville, 37 (OT), 11/18/12
- 74 Texans 36 vs. Tennessee 38, 10/21/07
- 73 Texans 33 at New Orleans 40, 9/25/11
- 70 Texans 42 vs. Jacksonville 28, 12/30/07
- Texans 26 at Miami 44, 10/25/15
- 69 Texans 21 at Atlanta 48, 10/4/15

FEWEST POINTS, GAME, BOTH TEAMS

- 16 Texans 10 at Cincinnati 6, 11/16/15
- Texans 3 vs. Tennessee 13, 12/29/02
- 19 Texans 13 at Chicago 6, 11/11/12
- Texans 6, vs. Jacksonville 13, 11/24/13
- Texans 3, at Tampa Bay 16, 12/14/03
- 20 Texans 20 vs. Tennessee 0, 11/28/10
- Texans 14 vs. Cleveland 6, 12/31/06

MOST POINTS IN FIRST QUARTER

- 17 vs. Indianapolis, 9/11/11
- vs. Seattle, 12/13/09
- 14 12 times, last vs. New Orleans, 11/29/15

MOST POINTS IN SECOND QUARTER

- 24 vs. Arizona, 12/18/05
- vs. Miami, 9/9/12
- 21 vs. Jacksonville, 12/30/07
- 20 vs. Seattle, 9/29/13
- vs. Baltimore, 10/21/12

MOST POINTS IN THIRD QUARTER

- 17 at Tennessee, 12/27/15

MOST POINTS IN FOURTH QUARTER

- 29 vs. Tennessee, 10/21/07
- 22 at Buffalo, 11/1/09
- 21 at Jacksonville, 10/18/15
- at Atlanta, 10/4/15
- vs. Kansas City, 10/17/10
- vs. New England, 1/3/10
- at Indianapolis, 9/17/06
- vs. Minnesota, 10/10/04

MOST POINTS IN FIRST QUARTER, OPPONENT

- 24 vs. Indianapolis, 10/9/14
- 21 at Tennessee, 12/19/10
- at Miami, 10/25/15
- 17 at New England, 12/17/06

MOST POINTS IN SECOND QUARTER, OPPONENT

- 24 at Pittsburgh, 10/20/14
- 21 at Atlanta, 10/4/15
- at Indianapolis, 12/23/07
- at San Diego, 10/28/07
- vs. Kansas City, 11/20/05

MOST POINTS IN THIRD QUARTER, OPPONENT

- 21 vs. St. Louis, 10/13/13
- at Indianapolis, 11/14/04
- 17 at Cleveland, 10/20/02

MOST POINTS IN FOURTH QUARTER, OPPONENT

- 23 at New Orleans, 9/25/11
- 22 vs. Baltimore, 11/9/08
- 21 5 times, last vs. Denver, 12/23/13

MOST POINTS IN FIRST QUARTER, BOTH TEAMS

- 24 Texans 0, vs. Colts 24, 10/9/14
- Texans 10, vs. San Diego 14, 11/7/10
- 21 7 times, last: Texans 0, at Miami 21, 10/25/15

MOST POINTS IN SECOND QUARTER, BOTH TEAMS

- 31 Texans 24, vs. Arizona 7, 12/18/05
- 30 Texans 6, at Pittsburgh 24, 10/20/14
- 28 5 times, last Texans 14, at Detroit 14, 11/22/12

MOST POINTS IN THIRD QUARTER, BOTH TEAMS

- 28 Texans 7, at Indianapolis 21, 11/14/04
- 27 Texans 10, at Cleveland 17 10/20/02
- 21 8 times, last Texans 14, vs. N.Y. Jets 7, 11/22/15

MOST POINTS IN FOURTH QUARTER, BOTH TEAMS

- 37 Texans 14, at New Orleans 23, 9/25/11
- 35 Texans 29, vs. Tennessee 6, 10/21/07
- 34 Texans 13, at Indianapolis 21, 9/17/06
- 30 Texans 20, at N.Y. Jets 10, 11/21/10
- 29 Texans 8, at Jacksonville 21, 10/14/07

CONSECUTIVE GAMES SCORING A TOUCHDOWN

- 105 10/22/06 through 12/16/12
- 30 12/22/13 through 12/06/15
- 29 12/21/03 through 11/27/05
- 12 9/7/03 through 11/30/03

CONSECUTIVE GAMES SCORING

- 195 12/14/03 – 1/3/16 (current)
- 28 9/8/02 – 11/30/03

CONSECUTIVE QUARTERS HELD SCORELESS

- 7 4th quarter vs. Atlanta, 11/30/03, through 2nd quarter at Tampa Bay, 12/14/03
- 4 3 times, last 3rd quarter at Buffalo, 9/11/05 through 2nd quarter vs. Pittsburgh, 9/18/05

CONSECUTIVE QUARTERS HELD SCORELESS, OPPONENTS

- 5 3rd quarter at Indianapolis, 12/20/15, through 3rd quarter at Tennessee, 12/27/15
- 5 2nd quarter vs. Washington, 9/7/14, through 4th quarter at Oakland, 9/14/14
- 5 3rd quarter vs. Jacksonville, 1/2/11, through 3rd quarter vs. Indianapolis, 9/11/11

CONSECUTIVE QUARTERS HELD WITHOUT A TOUCHDOWN, OPPONENTS

- 13 vs. Indianapolis, 12/12/04 through vs. Cleveland, 1/2/05
- 12 at Miami, 10/25/15 through vs. N.Y. Jets, 11/22/15
- 9 vs. Baltimore, 10/21/12 through at Chicago, 11/11/12

MOST POINTS BY HALF

- 34 vs. Indianapolis, 9/11/11
- 29 vs. Baltimore, 10/21/12
- 27 at Miami, 12/27/09

SECOND HALF

- 29 vs. Tennessee, 10/21/07
- 28 vs. Kansas City, 10/17/10
- vs. Minnesota, 10/10/04
- 26 at Miami, 10/25/15
- 25 at Buffalo, 11/1/09
- 24 vs. Tennessee, 9/30/12

MOST POINTS BY HALF, OPPONENT FIRST HALF

- 41 at Miami, 10/25/15
- 35 at San Diego, 10/28/07
- 31 vs. Kansas City, 11/20/05
- 28 at Atlanta, 10/4/15
- 27 vs. Kansas City, 9/13/15
- vs. Indianapolis, 10/9/14
- at New England, 12/17/06

SECOND HALF

- 31 at Dallas, 10/15/06
- 30 at New Orleans, 9/25/11
- 29 vs. Baltimore, 11/9/08
- 28 4 times, last vs. Indianapolis, 11/29/09

MOST POINTS BY HALF, BOTH TEAMS FIRST HALF

- 48 Texans 24, at Tennessee 24, 9/20/09
- 41 Texans 0, at Miami 41, 10/25/15
- 41 Texans 14, vs. Indianapolis 27, 10/9/14
- 38 Texans 21, vs. Jacksonville 17, 9/27/09
- Texans 3, at San Diego 35, 10/28/07
- Texans 7, vs. Kansas City 31, 11/20/05

SECOND HALF

- 47 Texans 17 at New Orleans 30, 9/25/11
- 45 Texans 28 vs. Kansas City 17, 10/17/10
- 45 Texans 29 vs. Tennessee 16, 10/21/07
- 44 Texans 21 at Indianapolis 23, 9/17/06

EXTRA POINTS

SEASON

- 45 2012
- 43 2010
- 2009
- 40 2014
- 2007

GAME

- 6 vs. Tennessee, 11/30/14
- vs. Jacksonville, 12/30/07
- 5 5 times, last vs. Baltimore, 10/21/12

SEASON, OPPONENT

- 50 2010
- 47 2005
- 46 2013
- 43 2008
- 42 2007

GAME, OPPONENT

- 7 at Indianapolis, 11/14/04
- 6 6 times, last at Atlanta, 10/4/15

TWO-POINT CONVERSIONS

SEASON

- 3 2007
- 2 2015
- 2006
- 2002

GAME

- 1 15 times, last at Buffalo, 12/06/15

TEAM RECORDS

SCORING (CONT.)

DEFENSIVE TOUCHDOWNS

SEASON

5 2014, 2004
4 2012
3 2015, 2009, 2002

GAME

2 vs. Tennessee, 9/30/12
at Pittsburgh, 12/8/02

SCORING MARGIN

MARGIN OF VICTORY

34 at Tennessee, 10/23/11
30 vs. Baltimore, 10/21/12
29 vs. Cincinnati, 10/26/08
28 at Tennessee, 12/27/15
28 at Tampa Bay, 11/13/11

MARGIN OF DEFEAT

35 at Indianapolis, 11/14/04
vs. Cincinnati, 11/03/02
33 at New England, 12/17/06
32 at Seattle, 10/16/05
31 at San Francisco, 10/6/13

COMEBACK VICTORIES (POINTS BEHIND)

21 at San Diego, 9/9/13, 31-28 final
18 vs. Tennessee, 11/28/04, 31-21 final
17 at Washington, 9/19/10, 30-27 final (OT)
14 4 times, last vs. Jacksonville, 11/18/12,
43-37 final (OT)

LARGEST DEFICIT OVERCOME

25 vs. Tennessee, 10/21/07, down 32-7, 36-38 final
21 at San Diego, 9/9/13, down 28-7, 31-28 final
vs. Baltimore, 12/13/10, down 21-0 and 28-7,
28-34 final (OT)
at Arizona, 10/11/09, down 21-0, 21-28 final
vs. Minnesota, 10/10/04, down 21-0, 28-34
final (OT)
vs. Tennessee, 11/28/04, down 21-3, 31-21 final

LARGEST LEAD BEFORE OPPONENT SCORES

34 at Tennessee, 12/27/15
34 vs. Indianapolis, 9/11/11
27 at Oakland, 9/14/14
at Tennessee, 10/23/11
24 vs. Tennessee, 11/30/14
vs. Seattle, 12/13/09

SCORING DRIVES

LONGEST SCORING DRIVE (YARDS)

99 vs. Baltimore, 12/13/10, 15 plays, TD
at Jacksonville, 10/18/15, 16 plays, TD
98 at Tennessee, 10/26/14, 11 plays, TD
vs. Tennessee, 10/21/07, 7 plays, TD
at Tennessee, 10/12/03, 2 plays, TD
97 at Denver, 9/23/12, 14 plays, TD
at Detroit, 11/22/12, 15 plays, TD

LONGEST SCORING DRIVE (PLAYS)

19 vs. Pittsburgh, 10/2/11, 95 yards, TD
vs. Atlanta, 12/4/11, 85 yards, TD
18 at N.Y. Giants, 11/5/06, 80 yards, TD
17 at Jacksonville, 9/6/12, 80 yards, TD
16 12 times, last vs. N.Y. Jets, 11/22/15, 88 yds, FG

LONGEST SCORING DRIVE (TIME)

10:55 vs. Pittsburgh, 10/2/11, 19 plays, 95 yards, TD
10:41 vs. Atlanta, 12/4/11, 19 plays, 85 yards, TD
10:26 vs. Kansas City, 9/9/07, 15 plays, 65 yards, FG
10:08 vs. Detroit, 10/19/08, 15 plays, 79 yards, TD
9:29 vs. Indianapolis, 12/24/06, 15 plays, 51 yards, FG

SHORTEST SCORING DRIVE (YARDS)

-12 at Tennessee, 9/21/08, 4 plays, FG
-10 vs. Miami, 9/9/12, 4 plays, FG
-5 at Pittsburgh, 12/8/02, 4 plays, FG
-4 at Pittsburgh, 9/7/08, 4 plays, FG
-3 at Oakland, 12/3/06, 4 plays, FG
-1 at Jacksonville, 11/27/11, 4 plays, FG
vs. Jacksonville, 9/28/03, 4 plays, FG

SHORTEST SCORING DRIVE (PLAYS)

1 15 times, last vs. Tennessee, 11/30/14, 70 yds, TD

SHORTEST SCORING DRIVE (TIME)

0:02 vs. Cleveland, 11/6/11, 1 play, 0 yards, FG
0:04 vs. San Diego, 11/7/10, 1 play, 8 yards, TD
vs. Jacksonville, 12/1/08, 1 play, 7 yards, TD
at Denver, 11/7/04, 1 play, 1 yard, TD
0:07 vs. Jacksonville, 12/1/08 1 play, 40 yards, TD
0:09 at N.Y. Jets, 11/21/10, 1 play, 43 yards, TD

TOTAL OFFENSE

MOST NET YARDS GAINED, SEASON

6,186 2010
6,129 2009
6,113 2008
5,954 2011
5,953 2012

MOST NET YARDS GAINED, GAME

653 vs. Jacksonville (OT), 11/18/12
549 at Green Bay, 12/7/08
526 at Washington (OT), 9/19/10
518 at Tennessee, 10/23/11
501 at Detroit (OT), 11/22/12

FEWEST NET YARDS GAINED, SEASON

3,572 2002
4,053 2005
4,306 2003
4,465 2006
5,128 2004

FEWEST NET YARDS GAINED, GAME

47 at Pittsburgh, 12/8/02
107 at Tampa Bay, 12/14/03
118 at San Diego, 9/15/02
120 at Buffalo, 9/11/05
124 at Oakland, 12/3/06
at Jacksonville, 12/7/03

MOST NET YARDS ALLOWED, SEASON

6,082 2003
6,031 2010
5,824 2005
5,571 2014
5,507 2007

MOST NET YARDS ALLOWED, GAME

535 at Tennessee, 10/12/03
525 at Detroit (OT), 11/22/12
515 at Indianapolis, 9/17/06
511 vs. Denver, 12/22/13
510 vs. Minnesota (OT), 10/10/04

FEWEST NET YARDS ALLOWED, SEASON

4,571 2011
5,081 2013
5,172 2012
5,198 2009
5,230 2002

FEWEST NET YARDS ALLOWED, GAME

117 at Jacksonville, 9/16/12
126 at Jacksonville, 12/26/04
148 at Tennessee, 10/23/11
162 vs. Tennessee, 11/28/10
165 vs. Oakland, 10/4/09

MOST NET YARDS GAINED, SEASON, BOTH TEAMS

12,217 2010
11,498 2008
11,327 2009
11,125 2012
11,084 2014
11,084 2015

MOST NET YARDS GAINED, GAME, BOTH TEAMS

1,098 Texans 640, vs. Jacksonville 458 (OT), 11/18/12
1,026 Texans 501, at Detroit 525 (OT), 11/22/12
993 Texans 458, at Tennessee 535, 10/12/03
947 Texans 526, at Washington 421 (OT), 9/19/10
937 Texans 549, at Green Bay 388, 12/7/08

FEWEST NET YARDS GAINED, SEASON, BOTH TEAMS

8,802 2002
9,865 2006
9,877 2005
10,388 2003
10,525 2011

FEWEST NET YARDS GAINED, GAME, BOTH TEAMS

385 Texans 118 at San Diego 267, 9/15/02
426 Texans 124 at Oakland 302, 12/3/06
428 Texans 198 at New England 230, 12/17/06
436 Texans 120 at Buffalo 316, 9/11/05
443 Texans 165 at Indianapolis 278, 12/1/02

MOST NET YARDS GAINED, FIRST HALF

364 vs. Seattle, 12/13/09
324 vs. Seattle, 9/29/13
306 at Miami, 12/27/09
303 at Tennessee, 10/23/11
301 at New Orleans, 9/25/11

MOST NET YARDS GAINED, SECOND HALF

328 at N.Y. Giants, 9/21/14
309 vs. Tennessee, 10/21/07
306 vs. Kansas City, 10/17/10
301 vs. Baltimore, 12/13/10
298 at Atlanta, 10/4/15

FEWEST NET YARDS GAINED, FIRST HALF

21 at Pittsburgh, 12/8/02
24 vs. Tennessee, 10/21/07
46 at Tampa Bay, 12/14/03
47 at San Diego, 9/15/02
53 at Oakland, 12/3/06

FEWEST NET YARDS GAINED, SECOND HALF

-4 vs. Indianapolis, 10/23/05
26 at Pittsburgh, 12/8/02
41 at Arizona, 11/10/13
47 Twice, last at Jacksonville, 11/27/11
53 vs. New England, 12/13/15

MOST NET YARDS ALLOWED, FIRST HALF

392 at Miami, 10/25/15
355 vs. Denver, 12/22/13
299 vs. Washington, 9/24/06
297 at Arizona, 10/11/09
292 at Indianapolis, 12/23/07

MOST NET YARDS ALLOWED, SECOND HALF

307 vs. New England, 12/1/13
302 at Indianapolis, 11/16/05
295 vs. New England, 11/23/03
291 at Jacksonville, 11/14/10
290 at Denver, 12/26/10

FEWEST NET YARDS ALLOWED, FIRST HALF

31 vs. Baltimore, 12/21/14
43 at Jacksonville, 9/16/12
50 vs. San Francisco, 10/25/09
54 vs. Tennessee, 11/28/10
57 vs. N.Y. Jets, 11/22/15

TEAM RECORDS

TOTAL OFFENSE (CONT.)

FEWEST NET YARDS ALLOWED, SECOND HALF

41 at San Diego, 10/28/07
 43 at Arizona, 10/11/09
 46 vs. Oakland, 10/4/09
 61 vs. Jacksonville, 10/30/11
 65 at Jacksonville, 12/7/14
 at Tampa Bay, 11/13/11

MOST NET YARDS GAINED, FIRST QUARTER

185 at New Orleans, 9/25/11
 184 at Tampa Bay, 11/13/11
 178 vs. Indianapolis, 11/3/13
 174 vs. Seattle, 12/13/09
 161 vs. Baltimore, 12/21/14
 at Oakland, 10/3/10

MOST NET YARDS GAINED, SECOND QUARTER

207 at Tennessee, 10/23/11
 190 vs. Seattle, 12/13/09
 183 vs. Seattle, 9/29/13
 179 at Miami, 12/27/09
 174 vs. Buffalo, 10/13/02

MOST NET YARDS GAINED, THIRD QUARTER

190 at Indianapolis, 12/30/12
 183 at Oakland, 10/3/10
 178 at N.Y. Giants, 9/21/14
 175 vs. Carolina, 12/18/11
 170 at Jacksonville, 11/14/10

MOST NET YARDS GAINED, FOURTH QUARTER

257 at Atlanta, 10/4/15
 253 vs. Tennessee, 10/21/07
 203 vs. Jacksonville, 11/18/12
 196 at Arizona, 10/11/09
 194 vs. Baltimore, 12/13/10

FEWEST NET YARDS GAINED, FIRST QUARTER

-5 at Indianapolis, 11/14/04
 -3 at Buffalo, 9/11/05
 0 at Miami, 10/25/15
 2 vs. Indianapolis, 10/9/14
 4 vs. Jacksonville, 11/24/13
 at Pittsburgh, 12/8/02

FEWEST NET YARDS GAINED, SECOND QUARTER

4 at San Francisco, 1/1/06
 6 at San Diego, 9/15/02
 9 vs. New England, 11/23/03
 10 at Indianapolis, 12/22/11
 11 at Oakland, 12/3/06

FEWEST NET YARDS GAINED, THIRD QUARTER

0 at Arizona, 11/10/13
 2 vs. Pittsburgh, 10/2/11
 5 at Indianapolis, 9/17/06
 7 at Kansas City, 9/26/04
 10 vs. Philadelphia, 9/10/06

FEWEST NET YARDS GAINED, FOURTH QUARTER

-17 vs. Indianapolis, 10/23/05
 -9 at Cincinnati, 11/9/03
 -1 at Kansas City, 10/20/13
 4 at Jacksonville Jaguars, 11/27/11
 8 vs. Arizona, 12/18/05
 at Pittsburgh, 12/8/02

MOST NET YARDS ALLOWED, FIRST QUARTER

220 vs. Buffalo, 11/19/06
 219 at Miami, 10/25/15
 218 vs. Indianapolis, 10/9/14
 191 at Indianapolis, 11/8/09
 171 vs. Pittsburgh, 9/18/05
 170 vs. Denver, 12/22/13

MOST NET YARDS ALLOWED, SECOND QUARTER

193 vs. Philadelphia, 9/10/06
 185 vs. Denver, 12/22/13
 177 vs. Tennessee, 12/21/03
 173 at Miami, 10/25/15
 171 at Oakland, 9/14/14
 170 at Jacksonville, 12/6/09

MOST NET YARDS ALLOWED, THIRD QUARTER

224 at Indianapolis, 11/16/08
 213 vs. Oakland, 11/17/13
 197 vs. New England, 12/1/13
 177 at Baltimore, 10/16/11
 170 at Denver, 12/26/10

MOST NET YARDS ALLOWED, FOURTH QUARTER

224 vs. Indianapolis, 9/12/10
 213 at Jacksonville, 11/14/10
 210 vs. Green Bay, 11/21/04
 185 at New Orleans, 9/25/11
 176 at Carolina, 9/16/07

FEWEST NET YARDS ALLOWED, FIRST QUARTER

-9 vs. N.Y. Jets, 9/13/03
 -1 at Jacksonville, 12/26/04
 1 vs. San Francisco, 10/25/09
 3 at Oakland, 9/14/14
 4 vs. Detroit, 10/18/08

FEWEST NET YARDS ALLOWED, SECOND QUARTER

-2 vs. Indianapolis, 11/3/13
 0 at Jacksonville, 9/16/12
 11 at Carolina, 9/16/07
 17 vs. Tennessee, 11/1/15
 17 at New Orleans, 9/14/03

FEWEST NET YARDS ALLOWED, THIRD QUARTER

-5 vs. Miami, 9/9/12
 1 at Tampa Bay, 11/13/11
 4 vs. Tennessee, 9/15/13
 at Indianapolis, 12/30/12
 6 at Cincinnati, 10/18/09

FEWEST NET YARDS ALLOWED, FOURTH QUARTER

2 vs. Oakland, 11/17/13
 at Pittsburgh, 9/7/08
 3 vs. Dallas, 9/8/02
 7 at Tennessee, 9/21/08
 9 at San Diego, 9/9/13
 at Arizona, 10/11/09

RUSHING

RUSHING YARDS

SEASON

2,448 2011
 2,161 2014
 2,123 2012
 2,042 2010
 1,882 2004

GAME

261 vs. Cleveland, 11/6/11
 257 vs. Indianapolis, 9/12/10
 249 at Oakland, 10/3/10
 244 vs. Jacksonville, 1/2/11
 222 at Tennessee, 10/23/11

FEWEST, SEASON

1,347 2002
 1,475 2009
 1,586 2007
 1,651 2003
 1,687 2006

FEWEST, GAME

24 vs. N.Y. Giants, 10/10/10
 25 at N.Y. Jets, 11/26/06
 28 vs. Tennessee, 12/29/02
 30 at Tennessee, 12/19/10
 34 vs. Minnesota, 12/23/12
 at Dallas, 10/15/06
 at Buffalo, 11/16/03

ALLOWED, SEASON

2,370 2003
 2,303 2005
 2,089 2002
 1,963 2008
 1,958 2013

ALLOWED, GAME

320 at Seattle, 10/16/05
 248 at Miami, 10/25/15
 247 at Washington, 12/22/02
 244 at Jacksonville, 10/14/07
 240 at Tennessee, 9/20/09
 at Cincinnati, 11/9/03

FEWEST ALLOWED, SEASON

1,536 2011
 1,560 2012
 1,681 2014
 1,711 2009
 1,751 2010

FEWEST ALLOWED, GAME

18 at Washington, 9/19/10
 24 vs. Tennessee, 11/28/10
 27 at N.Y. Jets, 11/26/06
 30 at Tennessee, 12/27/15
 32 vs. Jacksonville, 1/3/16

SEASON, BOTH TEAMS

4,119 2005
 4,021 2003
 3,984 2011
 3,842 2014
 3,809 2008

GAME, BOTH TEAMS

442 Texans 244 vs. Jacksonville 198, 1/2/11
 387 Texans 67 at Seattle 320, 10/16/05
 380 Texans 140 at Cincinnati 240, 11/9/03
 367 Texans 249 at Oakland 118, 10/3/10
 360 Texans 132 vs. Kansas City 228, 10/17/10

FEWEST, SEASON, BOTH TEAMS

3,186 2009
 3,411 2007
 3,436 2002
 3,643 2006
 3,683 2012

FEWEST, GAME, BOTH TEAMS

52 Texans 25, at N.Y. Jets 27, 11/26/06
 76 Texans 58, at Washington 18, 9/19/10
 89 Texans 45, at Arizona 44, 10/11/09
 141 Texans 24, vs. N.Y. Giants 117, 10/10/10

ATTEMPTS

SEASON

551 2014
 546 2011
 508 2012
 481 2004
 472 2015
 437 2005

TEAM RECORDS

RUSHING (CONT.)

ATTEMPTS (CONTINUED)

GAME

54 at Cleveland, 11/16/14
 48 at Jacksonville, 9/16/12
 47 at Tennessee, 10/23/11
 46 vs. Tampa Bay, 9/27/15
 at Oakland, 9/14/14
 44 3x, last: vs. Atlanta, 12/4/11

FEWEST, SEASON

414 2013
 417 2007
 421 2003
 423 2010
 424 2002

FEWEST, GAME

12 vs. Tennessee, 10/21/07
 13 vs. N.Y. Jets, 9/13/09
 14 at N.Y. Jets, 11/26/06
 15 vs. N.Y. Giants, 10/10/10

SEASON, OPPONENT

533 2003
 509 2002
 506 2005
 454 2013
 446 2006

GAME, OPPONENT

57 at Cincinnati, 11/9/03
 47 at San Francisco, 1/1/06
 46 at Washington, 12/22/02
 43 vs. Cincinnati, 11/23/14
 42 7 times, last at N.Y. Giants, 9/21/14

FEWEST, SEASON, OPPONENT

378 2011
 388 2015
 390 2012
 396 2009

FEWEST, GAME, OPPONENT

10 vs. New Orleans, 11/29/15
 vs. Indianapolis, 9/12/10
 11 at Tennessee, 12/27/15
 12 vs. Baltimore, 10/21/12
 vs. Tennessee, 11/28/10
 vs. Jacksonville, 10/31/04

RUSHING AVERAGE

SEASON

4.83 2010
 4.48 2011
 4.27 2008
 4.21 2013
 4.18 2012

GAME

7.37 at Cincinnati, 11/9/03 (19-140)
 7.32 at Detroit (OT), 11/22/12 (28-205)
 7.23 vs. Buffalo, 11/19/06 (26-188)
 7.10 at Indianapolis, 11/16/08 (21-149)
 7.08 vs. Tennessee, 11/28/04 (25-177)

LOWEST, SEASON

3.18 2002
 3.47 2009
 3.67 2015
 3.80 2007

LOWEST, GAME

1.21 at Buffalo, 11/16/03 (28-34)
 1.27 vs. Tennessee, 12/29/02 (22-28)
 1.42 at Pittsburgh, 12/8/02 (26-37)
 1.60 vs. N.Y. Giants, 10/10/10 (15-24)
 1.61 vs. Buffalo, 9/28/14 (23-37)

SEASON, OPPONENT

4.55 2005
 4.47 2008
 4.45 2003
 4.42 2004
 4.38 2006

GAME, OPPONENT

9.60 at Tennessee, 9/20/09 (25-240)
 9.38 at Jacksonville, 10/14/07 (26-244)
 8.64 Jacksonville, 12/28/14 (14-121)
 7.62 at Seattle, 10/16/05 (42-320)
 7.55 at Oakland, 10/3/04 (20-151)

LOWEST, SEASON, OPPONENT

4.00 2014
 2012
 4.04 2010
 4.06 2011
 4.10 2002

LOWEST, GAME, OPPONENT

1.04 at N.Y. Jets, 11/26/06 (26-27)
 1.06 at Washington, 9/19/10 (17-18)
 2.00 vs. Tennessee, 11/28/10 (12-24)
 2.06 vs. Baltimore, 12/21/14 (16-33)
 2.08 at Chicago, 12/19/04 (26-54)

RUSHING TOUCHDOWNS

SEASON

20 2010
 19 2012
 18 2011
 16 2008
 2004

GAME

4 vs. New England, 12/1/13
 3 13 times, last at Jacksonville, 12/7/14

SEASON, OPPONENT

21 2005
 18 2008
 17 2009
 16 2010
 2006

GAME, OPPONENT

5 at Seattle, 10/16/05
 4 at Atlanta, 10/4/15
 vs. Jacksonville, 9/27/09
 vs. Jacksonville, 12/24/05

100-YARD RUSHING GAMES BY AN INDIVIDUAL

SEASON

11 2011
 8 2014
 2010
 7 2012
 5 2008
 2004

SEASON, OPPONENT

10 2005
 7 2004
 2003
 6 2007
 5 2008
 2002

CONSECUTIVE GAMES WITH A RUSHING TOUCHDOWN

TEXANS

7 at Oakland 10/3/10, through at N.Y. Jets 11/21/10
 vs. Tennessee 11/28/04, through at Buffalo 9/11/05
 6 at Tennessee 10/23/11, through vs. Atlanta 12/4/11
 5 vs. Tennessee 9/30/12, through vs. Buffalo 11/4/12
 vs. Carolina 12/18/11, through at Jacksonville 9/16/12
 at Oakland 12/3/06, through vs. Cleveland 12/31/06

OPPONENT

6 at Pittsburgh 9/7/08, through vs. Detroit, 10/19/08
 5 at Philadelphia 12/2/10, through vs. Jacksonville 1/2/11
 at Washington 9/19/10 through vs. Kansas City 10/17/10
 at Buffalo, 11/1/09 through at Jacksonville, 12/6/09
 at Dallas 10/15/06, through at Jacksonville 11/12/06
 at Jacksonville 11/6/05, through at Baltimore 12/4/05
 at New Orleans 9/14/03, through vs. N.Y. Jets 10/19/03

PASSING

NET YARDS PASSING

MOST, SEASON

4,654 2009
 4,267 2008
 4,144 2010
 3,833 2015
 3,830 2012

MOST, GAME

504 vs. Jacksonville (OT), 11/18/12
 468 at Washington (OT), 9/19/10
 408 at Green Bay, 12/7/08
 403 vs. Oakland, 10/9/11
 385 at Cincinnati, 10/18/09

FEWEST, SEASON

2,225 2002
 2,237 2005
 2,655 2003
 2,778 2006
 3,246 2004

FEWEST, GAME

-5 at Oakland, 12/3/06
 6 vs. Indianapolis, 10/23/05
 10 at Pittsburgh, 12/8/02
 25 at Buffalo, 9/11/05
 29 at San Diego, 9/15/02

MOST ALLOWED, SEASON

4,280 2010
 3,890 2014
 3,712 2003
 3,682 2007

MOST ALLOWED, GAME

421 at Tennessee, 10/12/03
 419 at Detroit (OT), 11/22/12
 vs. Indianapolis, 9/12/10
 403 at Washington, 9/19/10
 397 vs. Denver, 12/22/13

FEWEST ALLOWED, SEASON

3,035 2011
 3,123 2013
 3,141 2002
 3,336 2015
 3,423 2008

TEAM RECORDS

PASSING (CONT.)

NET YARDS PASSING (CONTINUED)

FEWEST ALLOWED, GAME

31 at Jacksonville, 12/26/04
 52 at Jacksonville, 9/16/12
 86 at Tennessee, 10/29/06
 90 vs. Jacksonville, 10/30/11
 91 vs. Seattle, 9/29/13

MOST, SEASON, BOTH TEAMS

8,424 2010
 8,141 2009
 7,756 2015
 7,690 2008
 7,442 2012

MOST, GAME, BOTH TEAMS

876 Texans 504, vs. Jacksonville 378 (OT), 11/18/12
 871 Texans 468, at Washington 403 (OT), 9/19/10
 788 Texans 367, at Tennessee 421, 10/12/03
 746 Texans 358, vs. Minnesota 388 (OT), 10/10/04
 718 Texans 364, at New Orleans 354, 9/25/11

FEWEST, SEASON, BOTH TEAMS

5,366 2002
 5,758 2005
 6,222 2006
 6,367 2003
 6,541 2011

FEWEST, GAME, BOTH TEAMS

153 Texans 122, at Jacksonville 31, 12/26/04
 172 Texans 29, at San Diego 143, 9/15/02
 184 Texans -5, at Oakland 189, 12/3/06
 189 Texans 25, at Buffalo 164, 9/11/05
 218 Texans 93, at New England 125, 12/14/06

GROSS YARDS PASSING

MOST, SEASON

4,803 2009
 4,079 2015
 4,474 2008
 4,370 2010
 4,183 2013

MOST, GAME

527 vs. Jacksonville (OT), 11/18/12
 497 at Washington (OT), 9/19/10
 416 vs. Oakland, 10/9/11
 414 vs. Green Bay, 12/7/08
 393 vs. Baltimore (OT), 12/13/10

FEWEST, SEASON

2,636 2002
 2,661 2005
 2,841 2003
 3,032 2006
 3,460 2014

FEWEST, GAME

32 at Oakland, 12/3/06
 33 at Pittsburgh, 12/8/02
 48 vs. Indianapolis, 10/23/05
 64 at Tampa Bay, 12/14/03
 70 at Buffalo, 9/18/05

MOST ALLOWED, SEASON

4,499 2010
 4,141 2014
 3,881 2012
 3,878 2007
 3,835 2003

MOST ALLOWED, GAME

441 at Detroit (OT), 11/22/12
 433 vs. Indianapolis, 9/12/10
 426 at Washington, 9/19/10
 421 at Tennessee, 10/12/03
 400 vs. Denver 12/22/13
 at Indianapolis, 9/17/06

FEWEST ALLOWED, SEASON

3,322 2011
 3,310 2013
 3,378 2002
 3,598 2008
 3,635 2006

FEWEST ALLOWED, GAME

54 at Jacksonville, 12/26/04
 76 at Jacksonville, 9/16/12
 87 at Tennessee, 10/29/06
 97 vs. Jacksonville, 10/30/11
 109 at Tennessee, 11/10/02

PASS ATTEMPTS

MOST, SEASON

633 2013
 619 2015
 593 2009
 574 2010
 562 2013

MOST, GAME

62 vs. Baltimore (OT), 12/13/10
 58 at Carolina, 9/20/15
 58 at Jacksonville, 12/5/13
 57 at Atlanta, 10/4/15
 55 vs. Jacksonville (OT), 11/18/12
 54 at Tennessee Titans, 12/19/10
 at N.Y. Jets, 11/26/06

FEWEST, SEASON

439 2003
 447 2002
 449 2005
 467 2011
 471 2004

FEWEST, GAME

9 vs. Indianapolis, 10/23/05
 10 at Pittsburgh, 12/8/02
 14 at Oakland, 12/3/06
 15 at Tampa Bay, 11/13/11
 vs. Cleveland, 12/31/06

MOST, SEASON, OPPONENT

581 2012
 548 2009
 547 2010
 553 2015
 546 2007

MOST, GAME, OPPONENT

61 at Detroit (OT), 11/22/12
 58 at Pittsburgh, 12/8/02
 57 vs. Indianapolis, 9/12/10
 55 at Miami, 12/27/09
 53 at Jacksonville, 10/18/15
 52 at Denver, 9/23/12

FEWEST, SEASON, OPPONENT

469 2005
 471 2008
 484 2013
 502 2003
 505 2006

FEWEST, GAME, OPPONENT

11 at San Diego, 10/28/07
 15 at San Francisco, 10/6/13
 at Tennessee, 10/29/06
 16 vs. St. Louis, 10/13/13
 18 at Minnesota, 11/2/08
 at Pittsburgh, 9/7/08

PASS COMPLETIONS

MOST, SEASON

399 2009
 371 2013
 367 2008
 365 2010
 358 2015

MOST, GAME

43 vs. Jacksonville (OT), 11/18/12
 39 at N.Y. Jets, 11/26/06
 38 at Washington (OT), 9/19/10
 35 at Tennessee, 12/19/10
 at Arizona, 10/11/09

FEWEST, SEASON

235 2002
 248 2003
 270 2005
 286 2004
 288 2011

FEWEST, GAME

3 at Pittsburgh, 12/8/02
 6 vs. Indianapolis, 10/23/05
 at San Diego, 9/15/02
 7 at Oakland, 12/3/06
 9 4 times, last vs. Indianapolis, 9/12/10

MOST, SEASON, OPPONENT

363 2014
 361 2007
 354 2010
 344 2009
 2004

MOST, GAME, OPPONENT

40 vs. Indianapolis, 9/12/10
 36 vs. Minnesota, 10/10/04
 35 at Miami, 12/27/09
 34 at Indianapolis, 11/8/09
 33 vs. New Orleans, 11/18/07
 vs. Green Bay, 11/21/04

FEWEST, SEASON, OPPONENT

279 2011
 281 2002
 287 2013
 294 2008
 297 2003

FEWEST, GAME, OPPONENT

6 at San Francisco, 10/6/13
 7 at San Diego, 10/28/07
 at Tennessee, 10/29/06
 8 vs. Tennessee, 12/29/02
 9 at Jacksonville, 9/16/12
 10 3 times, last vs. Jacksonville, 10/30/11

TOUCHDOWN PASSES

MOST, SEASON

29 2015
 2009
 24 2007
 2010
 22 2014
 2012

TEAM RECORDS

PASSING (CONT.)

TOUCHDOWN PASSES (CONTINUED)

MOST, GAME

- 6 vs. Tennessee, 11/30/14
- 5 vs. Jacksonville (OT), 11/18/12
- 4 at Denver, 9/23/12
- at Cincinnati, 10/18/09
- at Tennessee, 9/20/09
- vs. Tennessee, 10/21/07

MOST, SEASON, OPPONENT

- 33 2010
- 32 2004
- 29 2013
- 2012
- 28 2014

MOST, GAME, OPPONENT

- 6 vs. Green Bay, 10/14/12
- 5 at Indianapolis, 11/14/04
- vs. Minnesota (OT), 10/10/04
- 4 9 times, last at Miami, 10/25/15

CONSECUTIVE GAMES WITH A PASSING TOUCH-DOWN

TEXANS

- 16 at Jacksonville 11/14/10, through vs. Jacksonville 10/30/11
- 14 vs. Baltimore 12/21/14, through at Buffalo 12/06/15
- 12 at Indianapolis 11/8/09, through at Oakland 10/3/10
- at Jacksonville 10/14/07, through vs. Jacksonville 12/30/07
- 10 vs. Pittsburgh 9/18/05, through at Indianapolis 11/13/05

OPPONENT

- 22 at Oakland 9/14/14 through at Miami 10/25/15
- 12 vs. Cleveland 1/2/05, through vs. St. Louis 11/27/05

FIRST DOWNS

MOST, SEASON

- 360 2010
- 341 2012
- 340 2009
- 2008
- 335 2015

MOST, GAME

- 39 vs. Jacksonville (OT), 11/18/12
- 30 vs. Tampa Bay, 9/27/15
- 29 at Cleveland, 11/15/14
- vs. Seattle, 9/29/13
- at Tennessee, 10/23/11
- at Washington (OT), 9/19/10
- vs. New England, 1/3/10
- vs. Detroit, 10/19/08

FEWEST, SEASON

- 208 2002
- 237 2003
- 243 2005
- 282 2006
- 295 2007

FEWEST, GAME

- 3 at Pittsburgh, 12/8/02
- 7 at Tampa Bay, 12/14/03
- at Jacksonville, 12/7/03
- at San Diego, 9/15/02
- vs. New England, 12/13/15

MOST ALLOWED, SEASON

- 352 2010
- 348 2005
- 336 2003
- 329 2014
- 325 2007

MOST ALLOWED, GAME

- 34 at Indianapolis, 9/17/06
- 33 at Indianapolis, 12/23/07
- 31 at Seattle, 10/16/05
- 30 4 times, last vs. Philadelphia, 11/2/14

FEWEST ALLOWED, SEASON

- 270 2011
- 281 2015
- 282 2013
- 291 2002
- 292 2012
- 300 2009
- 2008

FEWEST ALLOWED, GAME

- 6 at Jacksonville, 12/26/04
- 8 at Chicago, 11/11/12
- vs. Oakland, 10/4/09
- 9 at Jacksonville, 9/16/12
- vs. Tennessee, 11/28/10
- at Buffalo, 11/1/09

MOST, SEASON, BOTH TEAMS

- 712 2010
- 642 2014
- 640 2009
- 2008
- 633 2012

MOST, GAME, BOTH TEAMS

- 56 Texans 39 vs. Jacksonville 17 (OT), 11/18/12
- 55 Texans 26 at Detroit 29 (OT), 11/22/12
- Texans 27 vs. Indianapolis 28, 11/29/09
- 53 Texans 29 at Browns 24, 11/16/14
- 52 Texans 18 at Indianapolis 34, 9/17/06

FEWEST, SEASON, BOTH TEAMS

- 499 2002
- 573 2003
- 589 2013
- 591 2011
- 2005

FEWEST, GAME, BOTH TEAMS

- 21 Texans 13, at Chicago 8, 11/11/12
- 23 Texans 9 at Jacksonville 14, 11/27/11
- Texans 10 at Indianapolis 13, 12/1/02
- Texans 7 at San Diego 16, 9/15/02
- 24 Texans 16 vs. Oakland 8, 10/4/09
- Texans 13 vs. Dallas 11, 9/8/02

RUSHING FIRST DOWNS

MOST, SEASON

- 131 2011
- 118 2010
- 114 2012
- 108 2014
- 106 2008
- 2006

MOST, GAME

- 16 at Jacksonville, 9/16/12
- 15 vs. Indianapolis, 9/12/10
- 14 vs. Cleveland, 11/6/11
- at Tennessee, 10/23/11
- vs. Indianapolis, 12/24/06

FEWEST, SEASON

- 59 2002
- 86 2003
- 89 2005
- 90 2013
- 90 2015

FEWEST, GAME

- 1 vs. Tennessee, 11/1/15
- vs. Minnesota, 12/23/12
- vs. Tennessee, 11/23/09
- vs. Tampa Bay, 12/9/07
- vs. Tennessee, 10/21/07
- at Dallas, 10/15/06
- at Pittsburgh, 12/8/02

MOST, SEASON, OPPONENT

- 130 2003
- 123 2005
- 116 2002
- 115 2006
- 114 2008

MOST, GAME, OPPONENT

- 19 at Seattle, 10/16/05
- 16 at Cincinnati, 11/9/03
- 15 vs. Jacksonville, 1/2/11
- vs. Kansas City, 11/20/05
- at Washington, 12/22/02

FEWEST, SEASON, OPPONENT

- 73 2011
- 79 2015
- 88 2013
- 89 2004
- 91 2009
- 94 2012

FEWEST, GAME, OPPONENT

- 1 vs. Jacksonville, 1/3/16
- at Tennessee, 12/27/15
- vs. Baltimore, 12/21/14
- at Tennessee, 10/26/14
- vs. Tennessee, 11/28/10
- vs. Oakland, 10/4/09
- at Carolina, 9/16/07

PASSING FIRST DOWNS

MOST, SEASON

- 231 2009
- 222 2010
- 210 2015
- 210 2008
- 205 2012

MOST, GAME

- 26 vs. Jacksonville (OT), 11/18/12
- 23 at Washington (OT), 9/19/10
- 21 vs. Baltimore (OT), 12/13/10
- at Cincinnati, 10/18/09
- vs. Seattle, 9/29/13
- at Tennessee, 12/19/10

FEWEST, SEASON

- 119 2002
- 127 2003
- 142 2005
- 156 2006
- 171 2014

FEWEST, GAME

- 1 at Pittsburgh, 12/8/02
- vs. Indianapolis, 9/22/02
- 2 at Oakland, 12/3/06
- 3 at Tampa Bay, 12/14/03
- 4 8 times, last vs. New England, 12/13/15

MOST, SEASON, OPPONENT

- 211 2010
- 206 2014
- 197 2007
- 194 2004
- 188 2005

TEAM RECORDS

FIRST DOWNS (CONT.)

MOST, GAME, OPPONENT

21 at Detroit (OT), 11/22/12
at Indianapolis, 11/16/08
at Indianapolis, 9/17/06
vs. Minnesota (OT), 10/10/04

FEWEST, SEASON, OPPONENT

155 2002
158 2013
166 2011
167 2008
2012

FEWEST, GAME, OPPONENT

2 at Jacksonville, 12/26/04
4 vs. Jacksonville, 12/28/14
at Chicago, 11/11/12
at Jacksonville, 9/16/12
5 9 times, last at San Francisco, 10/6/13

FIRST DOWNS BY PENALTY

MOST, SEASON

35 2015
34 2014
30 2002
24 2008
2003

MOST, GAME

6 vs. Cincinnati, 11/3/02
5 at Carolina, 9/20/15
vs. St. Louis, 10/13/13
vs. Tennessee, 12/14/08
vs. Dallas, 9/8/02
4 6 times, last at Indianapolis, 12/20/15

FEWEST, SEASON

9 2007
12 2005
14 2011
16 2009
19 2013

MOST, SEASON, OPPONENT

37 2005
36 2013
34 2014
2009
31 2012
2011

MOST, GAME, OPPONENT

7 at Jacksonville, 12/5/13
6 vs. Indianapolis, 10/8/15
at Indianapolis, 12/22/11
at Indianapolis, 11/8/09
5 4 times, last at Denver, 9/23/12

FEWEST, SEASON, OPPONENT

19 2008
20 2002
21 2007
2004
23 2006

FIELD GOALS

MOST, SEASON

32 2011
31 2012
30 2014
29 2008
27 2010

FEWEST, SEASON

17 2004
2002
18 2003
19 2006
21 2009

MOST ATTEMPTED, SEASON

38 2012
2011
35 2014
2013
34 2005

FEWEST ATTEMPTED, SEASON

22 2003
24 2004
2002
25 2006
27 2015

MOST ATTEMPTED, GAME

7 at Miami, 9/7/03
6 vs. Baltimore, 12/21/14
vs. Indianapolis, 12/16/12
5 5 times, last vs. Jacksonville (OT), 11/18/12

MOST CONVERTED, GAME

6 vs. Baltimore, 12/21/14
5 vs. Indianapolis, 12/16/12
vs. Miami, 10/7/07
at Baltimore, 12/4/05
at Miami, 9/7/03

CONSECUTIVE GAMES SCORING FIELD GOALS

19 9/22/13 - 10/5/14
17 10/23/11 - 10/21/12
15 11/1/10 - 10/9/11
10 11/13/05 - 9/17/06

MOST FIELD GOALS MADE, SEASON, OPPONENT

30 2013
2011
28 2007
2005
2003

FEWEST FIELD GOALS MADE, SEASON, OPPONENT

20 2015
2009
21 2012
2010
22 2004

MOST FIELD GOALS ATTEMPTED, SEASON, OPPONENT

36 2011
35 2013
2003
34 2002
33 2007

FEWEST FIELD GOALS ATTEMPTED, SEASON, OPPONENT

22 2014
23 2009
24 2012
26 2015
27 2010

MOST FIELD GOALS ATTEMPTED, GAME, OPPONENT

8 vs. Tennessee, 10/21/07*
5 6 times, last at Indianapolis, 12/22/11

MOST FIELD GOALS CONVERTED, GAME, OPPONENT

8 vs. Tennessee, 10/21/07*
5 at Baltimore, 10/16/11
at Buffalo, 9/11/05
vs. Cleveland, 1/2/05

MOST FIELD GOALS CONVERTED, GAME, BOTH TEAMS

9 Texans 5 vs. Miami 4, 10/7/07
8 Texans 0 vs. Tennessee 8*, 10/21/07

* Indicates NFL record.

PUNTING

PUNTS

MOST, SEASON

116 2002
97 2003
96 2015
88 2013
2012

MOST, GAME

11 at Indianapolis, 12/1/02
10 6 times, last at Tennessee, 12/2/12

FEWEST, SEASON

53 2008
55 2007
63 2010
67 2009
73 2004

FEWEST, GAME

1 at Buffalo, 11/1/09
vs. Miami, 10/7/07
2 28 times, last at Oakland, 9/14/14

MOST PUNTS, SEASON, OPPONENT

101 2015
98 2002
92 2012
91 2013

MOST PUNTS, GAME, OPPONENT

11 vs. Oakland, 11/17/13
10 at San Francisco, 1/1/06
at San Diego, 9/15/02

FEWEST PUNTS, SEASON, OPPONENT

59 2007
63 2005
65 2006
67 2010
2008

FEWEST PUNTS, GAME, OPPONENT

0 vs. Jacksonville, 10/14/07
vs. Indianapolis, 10/23/05
1 5 times, last at Indianapolis, 11/16/08

MOST PUNTS, SEASON, BOTH TEAMS

214 2002
197 2015
180 2012
179 2013
172 2003
167 2014

TEAM RECORDS

PUNTING (CONT.)

PUNTS (CONTINUED)

MOST PUNTS, GAME, BOTH TEAMS

20 Texans 9 vs. Oakland 11, 11/17/13
 Texans 11 at Indianapolis 9, 12/1/02
 Texans 10 at San Diego 10, 9/15/02
 19 Texans 10 at Jacksonville 9, 11/27/11
 Texans 10 vs. Dallas 9, 9/8/02

FEWEST PUNTS, SEASON, BOTH TEAMS

114 2007
 120 2008
 130 2010
 140 2005
 141 2006

FEWEST PUNTS, GAME, BOTH TEAMS

2 Texans 2 at Jacksonville 0, 10/14/07
 3 Texans 2 at Indianapolis 1, 11/16/08
 Texans 1 vs. Miami 2, 10/7/07
 Texans 2 at Indianapolis 1, 12/24/06

PUNT YARDS

MOST YARDS, SEASON

4,720 2002
 4,533 2015
 4,189 2013
 4,150 2012
 4,028 2003

MOST YARDS, GAME

488 at Tennessee, 12/2/12
 442 vs. Oakland, 11/17/13
 436 at Jacksonville, 11/27/11
 435 at Indianapolis, 12/1/02
 421 at Pittsburgh, 12/8/02

FEWEST YARDS, SEASON

2,240 2008
 2,296 2007
 2,650 2010
 2,866 2009
 2,990 2005

FEWEST YARDS, GAME

39 at Buffalo, 11/1/09
 47 vs. Miami, 10/7/07
 59 vs. Cincinnati, 10/26/08
 59 vs. Carolina, 12/18/11
 64 vs. Jacksonville, 12/24/05

MOST YARDS, SEASON, OPPONENT

4,693 2015
 4,176 2012
 4,161 2013
 3,896 2011
 3,892 2002

MOST YARDS, GAME, OPPONENT

540 vs. Oakland, 11/17/13
 470 at Jacksonville, 9/16/12
 427 at Tennessee, 12/27/15
 427 vs. Oakland, 10/4/09
 413 vs. Buffalo, 9/28/14

FEWEST PUNTING YARDS, SEASON, OPPONENT

2,528 2005
 2,535 2007
 2,880 2004
 2,930 2010
 2,949 2006

FEWEST PUNTING YARDS, GAME, OPPONENT

0 vs. Jacksonville, 10/14/07
 vs. Indianapolis, 10/23/05
 39 vs. Pittsburgh, 9/18/05
 41 at Seattle, 10/16/05
 45 at Indianapolis, 9/14/06

HIGHEST PUNTING AVERAGE, SEASON

47.6 2013, 88 punts
 47.2 2015, 96 punts
 47.2 2012, 88 punts
 45.8 2014, 84 punts
 44.0 2011, 74 punts

LOWEST PUNTING AVERAGE, SEASON

38.8 2005, 77 punts
 40.7 2002, 116 punts
 41.2 2004, 73 punts
 41.5 2003, 97 punts
 41.6 2006, 76 punts

HIGHEST PUNTING AVERAGE, GAME (MINIMUM 4 PUNTS)

58.9 at Arizona, 11/10/13, 7 punts
 54.5 vs. Indianapolis, 10/9/14, 4 punts
 54.2 at Denver, 9/23/12, 5 punts
 52.8 vs. Atlanta, 12/4/11, 5 punts
 52.3 at Tennessee, 12/27/15, 6 punts

HIGHEST PUNTING AVERAGE, SEASON, OPPONENT

46.9 2011, 83 punts
 46.8 2009, 76 punts
 46.5 2015, 101 punts
 45.7 2013, 91 punts

LOWEST PUNTING AVERAGE, GAME (MINIMUM 4 PUNTS)

30.7 at Chicago, 12/19/04, 7 punts
 33.8 at Indianapolis, 11/14/04, 4 punts
 34.2 at Jacksonville, 11/12/06, 5 punts
 34.3 at Cleveland, 11/25/07, 4 punts
 34.7 vs. Jacksonville, 11/17/02, 6 punts

HIGHEST PUNTING AVERAGE, GAME, OPPONENT (MINIMUM 4 PUNTS)

56.8 at Oakland, 12/3/06, 4 punts
 at Dallas, 10/15/06, 4 punts
 53.9 at Carolina, 9/20/15, 7 punts
 53.4 vs. Oakland, 10/4/09, 8 punts
 52.8 at San Diego, 10/28/07, 5 punts
 52.2 vs. Jacksonville, 9/16/02, 9 punts

LOWEST PUNTING AVERAGE, SEASON, OPPONENT

39.7 2002, 98 punts
 40.1 2005, 63 punts
 41.7 2004, 69 punts
 2003, 75 punts
 43.0 2007, 59 punts

LOWEST PUNTING AVERAGE, GAME, OPPONENT (MINIMUM 4 PUNTS)

25.7 at Washington, 12/22/02, 7 punts
 31.2 at San Francisco, 1/1/06, 10 punts
 31.3 vs. New England, 11/23/03, 4 punts
 33.0 vs. Cleveland, 10/30/05, 4 punts
 34.0 at Cleveland, 11/25/07, 5 punts

PUNT RETURNS

PUNT RETURN TOUCHDOWNS

MOST TOUCHDOWNS, PUNT RETURNS

2 2008 Jacoby Jones 73 yards vs. Cincinnati, 10/26/08; Jacoby Jones 70 vs. Miami, 10/12/08
 1 2013 Keshawn Martin 87 vs. Oakland, 11/17/13
 2011 Jacoby Jones 79 vs. Indianapolis, 9/11/11
 2002 Avion Black 76 vs. Baltimore, 12/15/02

MOST TOUCHDOWNS, PUNT RETURNS, OPPONENT

1 2013 Tandon Doss 76 yards at Baltimore, 9/22/13
 2012 Marcus Thigpen 72 vs. Miami, 9/9/12
 2008 Johnnie Lee Higgins 80 at Oakland, 12/21/08
 2006 Adam Jones 53 at Tennessee, 10/29/06
 2005 Adam Jones 52 at Tennessee, 12/11/05
 2003 Dante Hall 73 vs. Kansas City, 9/21/03

PUNT RETURNS

MOST, SEASON

53 2002
 52 2015
 51 2011
 45 2009
 42 2013

MOST, GAME

7 vs. Oakland, 11/17/13
 at Jacksonville, 11/27/11
 vs. Oakland, 10/4/09
 at Baltimore, 12/4/05
 6 at Carolina, 9/20/15
 at Jacksonville, 9/16/12

FEWEST, SEASON

23 2006
 30 2005
 32 2008
 33 2007
 34 2014

MOST RETURNS, SEASON, OPPONENT

60 2015
 58 2002
 48 2012
 43 2013
 2003

MOST RETURNS, GAME, OPPONENT

7 vs. Dallas, 9/8/02
 6 8 times, last at Miami, 10/25/15

FEWEST PUNT RETURNS, SEASON, OPPONENT

19 2007
 21 2008
 24 2009
 29 2010
 30 2004

PUNT RETURN YARDS

MOST YARDS, SEASON

529 2011
 512 2002
 449 2009
 414 2012
 386 2008

TEAM RECORDS

PUNT RETURNS (CONT.)

PUNT RETURN YARDS (CONTINUED)

MOST YARDS, GAME

125 vs. Oakland, 11/17/13
100 at Arizona, 10/11/09
92 vs. Baltimore, 12/15/02
91 at Jacksonville, 11/27/11
vs. Indianapolis, 9/11/11

FEWEST YARDS, SEASON

208 2014
223 2005
235 2010
242 2006
266 2003

FEWEST YARDS, GAME

-12 vs. Detroit, 10/19/08
-6 at Denver, 11/7/04
-4 at Tennessee, 12/2/07
-3 at Philadelphia, 12/2/10

MOST PUNT RETURN YARDS, SEASON, OPPONENT

612 2015
530 2013
483 2012
407 2003
396 2014

MOST PUNT RETURN YARDS, GAME, OPPONENT

93 at Baltimore, 9/22/13
80 Twice, last at Oakland, 12/21/08
76 vs. Miami, 9/9/12
74 at Arizona, 11/10/13
73 vs. Kansas City, 9/21/03

FEWEST PUNT RETURN YARDS, SEASON, OPPONENT

104 2009
151 2007
219 2005
233 2010
235 2008

FEWEST PUNT RETURN YARDS, GAME, OPPONENT

-4 vs. Oakland, 10/4/09
-3 at Pittsburgh, 9/7/08
-2 at San Diego, 9/15/02
-1 at Indianapolis, 12/1/02

PUNT RETURN AVERAGE

HIGHEST AVERAGE, SEASON

12.06 2008
10.89 2012
10.52 2006
10.37 2011
9.98 2009

HIGHEST AVERAGE, GAME (MINIMUM 4 RETURNS)

21.75 vs. Miami, 10/12/08
20.00 at Arizona, 10/11/09
18.25 at Buffalo, 11/1/09
17.86 vs. Oakland, 11/17/13
16.75 at Tennessee, 12/2/12

LOWEST AVERAGE, SEASON

6.12 2014
6.65 2010
6.71 2003
7.25 2015
7.43 2005
8.23 2004

LOWEST AVERAGE, GAME (MINIMUM 4 RETURNS)

1.80 vs. Tennessee (OT), 9/15/13
2.25 vs. Baltimore, 10/21/12
2.50 at Tampa Bay, 11/13/11
3.00 at Miami, 9/7/03
3.40 vs. Tampa Bay, 9/27/15

HIGHEST PUNT RETURN AVERAGE, SEASON, OPPONENT

12.38 2014
12.32 2013
11.19 2008
10.20 2015
10.06 2012

HIGHEST PUNT RETURN AVERAGE, GAME, OPPONENT (MINIMUM 4 RETURNS)

17.25 at Jacksonville, 10/27/02
16.80 at Indianapolis, 12/20/15
16.00 vs. Indianapolis, 9/22/02
15.00 vs. Seattle (OT), 9/29/13
12.60 vs. Tennessee, 11/1/15

LOWEST PUNT RETURN AVERAGE, SEASON, OPPONENT

4.33 2009
5.66 2002
6.64 2005
7.64 2006
7.95 2007

LOWEST PUNT RETURN AVERAGE, GAME, OPPONENT (MINIMUM 4 RETURNS)

-0.33 at San Diego, 9/15/03
-0.18 at Indianapolis, 12/1/02
1.00 at Jacksonville, 11/27/11
1.43 vs. Dallas, 9/8/02
3.17 at Miami, 10/25/15

KICKOFF RETURNS

KICKOFF RETURN TOUCHDOWNS

MOST TOUCHDOWNS, KICKOFF RETURNS, SEASON

4 2007
2 2005
1 2009

MOST TOUCHDOWNS, KICKOFF RETURNS, GAME

2 Andre' Davis, 104 and 97 yards vs. Jacksonville, 12/30/07
1 Jacoby Jones, 95 vs. Oakland, 10/4/09
Andre' Davis, 97 vs. Tampa Bay, 12/9/07
Jerome Mathis, 84 vs. Indianapolis, 9/23/07
Jerome Mathis, 99 vs. Kansas City, 10/23/05
Jerome Mathis, 89 vs. Indianapolis, 10/23/05

MOST TOUCHDOWNS, KICKOFF RETURNS, SEASON, OPPONENT

1 2013
2012
2010
2006
2004
2002

MOST TOUCHDOWNS, KICKOFF RETURNS, GAME, OPPONENT

1 Deji Karim, 101 yards at Indianapolis, 12/30/12
Joe McKnight, 100 at N.Y. Jets, 10/8/12
David Reed, 103 vs. Baltimore (OT), 12/13/10
Ellis Hobbs, 93 at New England, 12/17/06
Eddie Drummond, 99 at Detroit, 9/19/04
Andre' Davis, 95 at Cleveland, 10/20/02

KICKOFF RETURNS

MOST, SEASON

84 2005
80 2003
77 2002
74 2007
72 2008

MOST, GAME

8 4 times, last at Indianapolis, 11/16/08
7 20 times, last at N.Y. Jets, 11/21/10

FEWEST, SEASON

18 2015
20 2014
29 2011
44 2012
51 2013

MOST RETURNS, SEASON, OPPONENT

73 2008
72 2010
71 2009
69 2007
62 2012

MOST RETURNS, GAME, OPPONENT

7 7 times, last vs. Baltimore, 10/21/12

FEWEST RETURNS, SEASON, OPPONENT

39 2013
40 2015
45 2014
46 2011
52 2006
2002

KICKOFF RETURN YARDS

MOST YARDS, SEASON

2,173 2005
1,961 2007
1,700 2003
1,609 2006
1,550 2008

MOST YARDS, GAME

278 vs. Kansas City, 11/20/05
266 vs. Indianapolis, 10/23/05
234 vs. Jacksonville, 12/30/07
233 vs. Indianapolis, 9/23/07
207 at Indianapolis, 11/16/08

FEWEST YARDS, SEASON

422 2014
430 2015
730 2011
953 2012
1,257 2013

MOST RETURN YARDS, SEASON, OPPONENT

1,741 2010
1,630 2008
1,597 2009
1,595 2012
1,593 2007

MOST RETURN YARDS, GAME, OPPONENT

233 vs. Baltimore (OT), 12/13/10
201 vs. Baltimore, 10/21/12
199 vs. Oakland, 10/3/04
191 vs. Miami, 10/7/07
189 at Buffalo, 11/1/09

TEAM RECORDS

KICKOFF RETURNS (CONT.)

KICKOFF RETURN YARDS (CONTINUED)

FEWEST RETURN YARDS, SEASON, OPPONENT

977 2015
1,004 2013
1,030 2011
1,149 2003
1,156 2002

KICKOFF RETURN AVERAGE

HIGHEST AVERAGE, SEASON

26.50 2007
25.87 2005
25.17 2011
24.65 2013
23.88 2015

HIGHEST AVERAGE, GAME (MINIMUM 4 RETURNS)

46.80 vs. Jacksonville, 12/30/07
38.00 vs. Indianapolis, 10/23/05
35.40 vs. Cleveland, 10/30/05
34.75 vs. Kansas City, 11/20/05
33.29 vs. Indianapolis, 9/23/07

LOWEST AVERAGE, SEASON

19.79 2010
19.86 2002
21.01 2004
21.10 2014
21.25 2003

LOWEST AVERAGE, GAME (MINIMUM 4 RETURNS)

11.80 at Cincinnati, 12/11/11
12.71 at N.Y. Jets, 11/21/11
13.25 vs. Jacksonville, 12/24/05
13.50 at Detroit, 9/19/04
13.67 at Jacksonville, 10/14/07

HIGHEST RETURN AVERAGE, SEASON, OPPONENT

25.98 2014
25.74 2013
25.73 2012
24.43 2015
24.18 2010

HIGHEST RETURN AVERAGE, GAME, OPPONENT (MINIMUM 4 RETURNS)

42.50 at Indianapolis, 12/30/12
42.00 at Cleveland, 10/20/02
39.25 at Detroit, 9/19/04
38.83 vs. Baltimore (OT), 12/13/10
36.25 vs. Tennessee, 10/9/05

LOWEST RETURN AVERAGE, SEASON, OPPONENT

21.68 2005
21.71 2003
22.23 2002
22.33 2008
22.39 2011

LOWEST RETURN AVERAGE, GAME, OPPONENT (MINIMUM 4 RETURNS)

13.00 vs. Buffalo, 11/4/12
14.25 at Jacksonville, 10/30/11
15.00 vs. Green Bay, 11/21/04
15.75 vs. Dallas, 9/8/02
16.00 at Green Bay, 12/7/08

FUMBLES

FUMBLES

MOST FUMBLES, SEASON

34 2002
30 2005
28 2008
2006
26 2007

MOST FUMBLES, GAME

6 at Green Bay, 12/7/08
5 at Baltimore, 12/4/05
at Jacksonville, 11/6/05
4 9 times, last at Cincinnati, 12/11/11

MOST FUMBLES, SEASON, OPPONENT

27 2009
24 2014
2007
2005
23 2012
2002

MOST FUMBLES, GAME, OPPONENT

5 at Chicago, 12/19/04
4 6 times, last at Oakland, 9/14/14

FUMBLES LOST

MOST FUMBLES LOST, SEASON

17 2007
14 2002
12 2008
2006

MOST FUMBLES LOST, GAME

3 at Atlanta, 10/4/15
at Cincinnati, 12/11/11
at Green Bay, 12/7/08
vs. Tennessee, 10/21/07
at Tennessee, 10/29/06

MOST FUMBLES LOST, SEASON, OPPONENT

14 2014
2012
2007
13 2009
11 2015
2006
2002

MOST FUMBLES LOST, GAME, OPPONENT

3 at Tennessee, 12/27/15
at Tennessee, 12/2/12
vs. Oakland, 10/4/09
at Jacksonville, 10/14/07
at Oakland, 12/3/06
at Pittsburgh, 12/8/02

FUMBLE RECOVERY TOUCHDOWNS

MOST TOUCHDOWNS, FUMBLE RECOVERY, SEASON

3 2007
2004
2 2009
2006
1 2015
2014
2011
2002

MOST TOUCHDOWNS, FUMBLE RECOVERY, GAME

1 Quintin Demps, 33 yards at Tennessee, 12/27/15
J.J. Watt, 45 yards vs. Indianapolis, 10/9/14
Wade Smith, 0 (own) at Baltimore, 10/16/11
Bernard Pollard, 0 vs. New England, 1/3/10
Dominique Barber, 48 (own) vs. N.Y. Jets, 9/13/09
DeMeco Ryans, 26 vs. Tennessee, 10/21/07
Kevin Walter, 0 at Carolina, 9/16/07
Mario Williams, 38 vs. Kansas City, 9/9/07
Anthony Maddox, 47 vs. Cleveland, 12/31/06
Demarcus Faggins, 58 at Oakland, 12/3/06
Antwan Peek, 66 at Jacksonville, 12/26/04
Charlie Anderson, 60 at Chicago, 12/19/04
Jamie Sharper, 16 vs. Oakland, 10/3/04
Kenny Wright, 40 at Pittsburgh, 12/8/02

MOST TOUCHDOWNS, FUMBLE RECOVERY, SEASON, OPPONENT

2 2013
2007
2006

MOST TOUCHDOWNS, FUMBLE RECOVERY, GAME, OPPONENT

2 at Atlanta, 10/4/15

INTERCEPTIONS

INTERCEPTIONS

MOST INTERCEPTIONS THROWN, SEASON

22 2013
21 2007
20 2008
18 2003
17 2009

MOST INTERCEPTIONS THROWN, GAME

4 vs. Baltimore, 11/9/08
at San Diego, 10/28/07
vs. New England, 12/17/06

FEWEST INTERCEPTIONS THROWN, SEASON

9 2011
12 2010
12 2015

MOST INTERCEPTIONS THROWN, SEASON, OPPONENT

22 2004
20 2014
17 2011
15 2012
14 2015
2009
2003

MOST INTERCEPTIONS THROWN, GAME, OPPONENT

4 at Jacksonville, 11/12/06
at Tennessee, 10/17/04

FEWEST INTERCEPTIONS THROWN, SEASON, OPPONENT

7 2013
2005
10 2002
11 2007
2006

INTERCEPTION RETURN YARDS

MOST INTERCEPTION RETURN YARDS, SEASON

483 2014
393 2004
333 2012
212 2009
205 2003

TEAM RECORDS

INTERCEPTIONS (CONT.)

MOST INTERCEPTION RETURN YARDS, GAME

135 at Pittsburgh, 12/8/02
118 vs. Tennessee, 9/30/12
102 at Kansas City, 9/26/04
100 vs. Tennessee, 11/30/14
95 vs. Tennessee, 12/21/03

MOST INTERCEPTION RETURN YARDS, SEASON, OPPONENT

357 2013
294 2009
277 2002
267 2007
225 2005

MOST INTERCEPTION RETURN YARDS, GAME, OPPONENT

106 vs. Cincinnati, 11/3/02
103 vs. St. Louis, 10/13/13
99 at Tennessee, 9/21/08
96 at San Diego, 10/28/07
91 vs. New England, 1/3/10

INTERCEPTION RETURNS FOR TOUCHDOWN

MOST TOUCHDOWNS, INTERCEPTION, SEASON

4 2014
3 2012
2 2015
2004
2002

MOST TOUCHDOWNS, INTERCEPTION, GAME

2 vs. Tennessee, 9/30/12
at Pittsburgh, 12/8/02

MOST TOUCHDOWNS, INTERCEPTION, SEASON, OPPONENT

5 2013
3 2009
2005
2003
2 2010

MOST TOUCHDOWNS, INTERCEPTION, GAME, OPPONENT

1 22 times, last at Miami, 10/25/15

TOTAL TURNOVERS

TAKEAWAYS

MOST TAKEAWAYS, SEASON

34 2014 (20 int., 14 fum. recoveries)
30 2004 (22 int., 8 fum. recoveries)
29 2012 (15 int., 14 fum. recoveries)
27 2009 (14 int., 13 fum. recoveries)
27 2011 (17 int., 10 fum. recoveries)

FEWEST TAKEAWAYS, SEASON

11 2013 (7 int., 4 fum. recoveries)
16 2005 (7 int., 9 fum. recoveries)
18 2010 (13 int., 5 fum. recoveries)
21 2002 (10 int., 11 fum. recoveries)

MOST TAKEAWAYS, GAME

6 at Tennessee, 12/2/12 (3 int., 3 fum. recoveries)
5 at Pittsburgh, 12/8/02 (2 int., 3 fum. recoveries)
vs. Jacksonville, 9/28/03 (3 int., 2 fum. recoveries)
vs. Oakland, 10/3/04 (3 int., 2 fum. recoveries)
at Oakland, 12/3/06 (2 int., 3 fum. recoveries)
at Cleveland, 11/23/08 (3 int., 2 fum. recoveries)

GIVEAWAYS

MOST GIVEAWAYS, SEASON

38 2007 (21 int., 17 fum.)
32 2008 (20 int., 12 fum.)
31 2013 (22 int., 9 fum.)
29 2002 (15 int., 14 fum.)
28 2009 (17 int., 11 fum.)

FEWEST GIVEAWAYS, SEASON

17 2012 (13 int., 4 fum.)
18 2010 (12 int., 6 fum.)
20 2015 (12 int., 8 fum.)
20 2011 (9 int., 11 fum.)
22 2014 (13 int., 9 fum.)

MOST GIVEAWAYS, GAME

6 vs. Tennessee, 10/21/07 (3 fum., 3 int.)
5 at San Diego, 10/28/07 (1 fum., 4 int.)
at Tennessee (OT), 10/29/06 (3 fum., 2 int.)
at Buffalo, 9/11/05 (2 fum., 3 int.)

SAFETIES

SEASON

3 2002
2 2009
1 2014
2013
2012

SEASON, OPPONENTS

2 2003
2002

GAME

1 vs. Jacksonville, 12/28/14
vs. Tennessee, 9/15/13
vs. Baltimore, 10/21/12
at Jacksonville, 12/6/09
vs. Oakland, 10/4/09
vs. Baltimore, 12/15/02
vs. N.Y. Giants, 11/24/02
vs. Dallas, 9/8/02

GAME, OPPONENT

2 at Buffalo, 11/16/03
1 vs. Cincinnati, 11/23/14
at Indianapolis, 12/15/13
at Denver, 9/23/12
vs. Baltimore, 11/9/08
at Chicago, 12/19/04
at Washington, 12/22/02
at Jacksonville, 10/27/02

PENALTIES

PENALTIES

MOST PENALTIES, SEASON

136 2002
121 2003
112 2013
108 2012
107 2015
106 2005
2004

MOST PENALTIES, GAME

14 at Indianapolis, 12/15/13
at Jacksonville, 12/5/13
at Baltimore, 9/22/13
at Indianapolis, 12/1/02
13 vs. Indianapolis, 10/8/15
at Indianapolis, 11/8/09
at Seattle, 10/16/05

FEWEST PENALTIES, SEASON

80 2008
82 2007
90 2010
2006
94 2014

FEWEST PENALTIES, GAME

1 at Tennessee, 12/27/15
vs. Tennessee, 9/30/12
vs. Oakland, 10/4/09
at Oakland, 12/21/08
vs. Miami, 10/12/08
vs. Indianapolis, 10/5/08
at Pittsburgh, 12/8/02

MOST PENALTIES, SEASON, OPPONENT

123 2004
116 2015
105 2010
2005
103 2013

MOST PENALTIES, GAME, OPPONENT

14 at Cincinnati, 10/2/05
13 vs. Oakland, 10/3/04
vs. Buffalo, 10/13/02
12 at Tennessee, 12/19/10
vs. Washington, 9/24/06

FEWEST PENALTIES, SEASON, OPPONENT

81 2008
2007
88 2011
90 2012
92 2009

FEWEST PENALTIES, GAME, OPPONENT

0 vs. New England, 12/1/13
1 at N.Y. Jets, 11/26/06
vs. Cleveland, 10/30/05

MOST PENALTIES, SEASON, BOTH TEAMS

238 2002
229 2004
223 2015
217 2003
215 2013

MOST PENALTIES, GAME, BOTH TEAMS

24 Texans 14 at Baltimore 10, 9/22/13
24 Texans 11 vs. Buffalo 13, 10/13/02
23 Texans 9 at Cincinnati 14, 10/2/05
Texans 14 at Indianapolis, 12/1/02
22 Texans 14 at Jacksonville 8, 12/5/13

FEWEST PENALTIES, SEASON, BOTH TEAMS

161 2008
163 2007
186 2006
187 2011
2009

FEWEST PENALTIES, GAME, BOTH TEAMS

2 Texans 2 vs. New England 0, 12/1/13
3 Texans 1 at Oakland 2, 12/21/08
4 Texans 1 at Tennessee 3, 12/27/15
4 Texans 2 at Jacksonville 2, 9/28/08
5 Texans 1 vs. Miami 4, 10/12/08

TEAM RECORDS

PENALTIES (CONT.)

PENALTY YARDS

MOST YARDS PENALIZED, SEASON

1,138 2013
1,011 2002
961 2003
928 2004
910 2015

MOST YARDS PENALIZED, GAME

177 at Jacksonville, 12/5/13
129 vs. Indianapolis, 11/29/09
127 vs. Tennessee, 12/14/08
125 vs. Indianapolis, 10/8/15
114 at Indianapolis, 12/15/13
113 at Baltimore, 9/22/13

FEWEST YARDS PENALIZED, SEASON

636 2007
664 2008
690 2010
761 2006
833 2009

FEWEST YARDS PENALIZED, GAME

3 vs. Tennessee, 9/30/12
5 vs. Oakland, 10/4/09
vs. Miami, 10/12/08
vs. Indianapolis, 10/5/08
10 at Tennessee, 9/21/08

MOST YARDS PENALIZED, SEASON, OPPONENT

991 2015
979 2004
955 2002
863 2012
851 2010

MOST YARDS PENALIZED, GAME, OPPONENT

128 vs. Buffalo, 10/13/02
126 vs. Washington, 9/24/06
117 Twice, last at Cincinnati, 10/2/05
100 vs. Cincinnati, 11/3/02
94 at Indianapolis, 12/20/15
92 at Carolina, 9/20/15

FEWEST YARDS PENALIZED, SEASON, OPPONENT

614 2007
659 2008
686 2011
728 2009
767 2003

FEWEST YARDS PENALIZED, GAME, OPPONENT

0 vs. New England, 12/1/13
5 at N.Y. Jets, 11/26/06
vs. Cleveland, 10/30/05
9 vs. N.Y. Jets, 10/19/03
10 vs. Chicago, 12/28/08
at New England, 12/17/06

MOST YARDS PENALIZED, SEASON, BOTH TEAMS

1,966 2002
1,947 2013
1,907 2004
1,901 2015
1,736 2012

MOST YARDS PENALIZED, GAME, BOTH TEAMS

234 Texans 177 at Jacksonville 57, 12/5/13
207 Texans 90 at Cincinnati 117, 10/2/05
203 Texans 75 vs. Buffalo 128, 10/13/02
200 Texans 113 at Baltimore 87, 9/22/13
197 Texans 80 vs. Dallas 117, 9/8/02

ATTENDANCE

TOP 10 HOME ATTENDANCE

Attendance	Date	Opponent	Result
71,908	12/13/15	New England	L, 27-6
71,899	1/3/16	Jacksonville	W, 30-6
71,787	10/9/14	Indianapolis	L, 33-28
71,780	11/2/14	Philadelphia	L, 31-21
71,778	11/29/15	New Orleans	W, 24-6
71,778	11/3/13	Indianapolis	L, 27-24
71,777	12/28/14	Jacksonville	W, 23-17
71,777	11/23/14	Cincinnati	L, 22-13
71,776	9/13/15	Kansas City	L, 27-20
71,771	12/21/14	Baltimore	W, 25-13

TOP 10 ROAD ATTENDANCE

Attendance	Date	Opponent	Result
91,159	10/5/14	Dallas	L, 20-17, (OT)
88,240	9/19/10	Washington	W, 30-27
79,088	10/8/12	N.Y. Jets	W, 23-17
78,843	11/21/10	N.Y. Jets	L, 30-27
78,485	11/5/06	N.Y. Giants	L, 14-10
77,875	12/5/04	N.Y. Jets	L, 29-7
77,462	9/21/14	N.Y. Giants	L, 30-17
77,433	9/26/04	Kansas City	W, 24-21
76,596	11/26/06	N.Y. Jets	L, 26-11
76,566	9/23/12	Denver	W, 31-25

OVERALL HOME ATTENDANCE

Year	Games	Total	Average
2002	8	559,322	69,915
2003	8	563,748	70,468
2004	8	565,192	70,649
2005	8	562,397	70,300
2006	8	561,469	70,184
2007	8	564,159	70,520
2008	8	563,364	70,421
2009	8	564,864	70,608
2010	8	568,643	71,081
2011	8	571,969	71,496
2012	8	573,321	71,665
2013	8	573,271	71,659
2014	8	574,132	71,767
2015	8	574,159	71,769

OVERALL ROAD ATTENDANCE

Year	Games	Total	Average
2002	8	502,400	62,800
2003	8	497,942	62,242
2004	8	544,857	68,107
2005	8	532,541	66,568
2006	8	524,974	65,622
2007	8	515,869	64,483
2008	8	512,254	64,032
2009	8	484,976	60,622
2010	8	539,982	67,498
2011	8	487,733	60,967
2012	8	540,654	67,582
2013	8	530,412	66,302
2014	8	541,851	67,732
2015	8	524,655	65,581

INDIVIDUAL POSTSEASON RECORDS

TOTAL OFFENSE

YARDS FROM SCRIMMAGE (Rushing, Receiving)

CAREER

663 Arian Foster, 2009-12
358 Andre Johnson, 2003-12
227 Owen Daniels, 2006-12

SEASON

336 Arian Foster, 2011
327 Arian Foster, 2012
201 Andre Johnson, 2011

GAME

182 Arian Foster vs. Cincinnati, 1/7/12 (WC)
174 Arian Foster vs. Cincinnati, 1/5/13 (WC)
154 Arian Foster at Baltimore, 1/15/12 (Div)
153 Arian Foster at New England, 1/13/13 (Div)
111 Andre Johnson at Baltimore, 1/15/12 (Div)

GAME, OPPONENT

131 Wes Welker at New England, 1/13/13 (Div)
128 Travis Kelce vs. Kansas City, 1/9/16 (WC)
124 Shane Vereen at New England, 1/13/13 (Div)

COMBINED NET YARDS GAINED (Rushing, Receiving, Returns)

CAREER

663 Arian Foster, 2009-12
358 Andre Johnson, 2003-12
349 Danieal Manning, 2011-12

SEASON

336 Arian Foster, 2011
327 Arian Foster, 2012
263 Danieal Manning, 2012

GAME

216 Danieal Manning at New England, 1/13/13 (Div)
182 Arian Foster vs. Cincinnati, 1/7/12 (WC)
174 Arian Foster vs. Cincinnati, 1/5/13 (WC)
154 Arian Foster at Baltimore, 1/15/12 (Div)
153 Arian Foster at New England, 1/13/13 (Div)

GAME, OPPONENT

131 Wes Welker at New England, 1/13/13 (Div)
128 Travis Kelce vs. Kansas City, 1/9/16 (WC)
124 Shane Vereen at New England, 1/13/13 (Div)
103 Adam Jones vs. Cincinnati, 1/5/13 (WC)

COMBINED ATTEMPTS

CAREER

128 Arian Foster, 2009-12
25 Andre Johnson, 2003-12
22 Owen Daniels, 2006-12

SEASON

69 Arian Foster, 2012
59 Arian Foster, 2011
18 Owen Daniels, 2012

GAME

40 Arian Foster vs. Cincinnati, 1/5/13 (WC)
32 Arian Foster at Baltimore, 1/15/12 (Div)
29 Arian Foster at New England, 1/13/13 (Div)

GAME, OPPONENT

25 Ray Rice at Baltimore, 1/15/12 (Div)
16 Spencer Ware vs. Kansas City 1/9/16 (WC)
16 Stevan Ridley at New England, 1/13/13 (Div)

RUSHING

RUSHING ATTEMPTS

CAREER

105 Arian Foster, 2009-12
11 Ben Tate, 2010-12

SEASON

54 Arian Foster, 2012
51 Arian Foster, 2011

GAME

32 Arian Foster vs. Cincinnati, 1/5/13 (WC)
27 Arian Foster at Baltimore, 1/15/12 (Div)
24 Arian Foster vs. Cincinnati, 1/7/12 (WC)

GAME, OPPONENT

21 Ray Rice at Baltimore, 1/15/12 (Div)
16 Spencer Ware vs. Kansas City 1/9/16 (WC)

RUSHING YARDS GAINED

CAREER

515 Arian Foster, 2009-12
99 Alfred Blue, 2014-15

SEASON

285 Arian Foster, 2011
230 Arian Foster, 2012

GAME

153 Arian Foster vs. Cincinnati, 1/7/12 (WC)
140 Arian Foster vs. Cincinnati, 1/5/13 (WC)
132 Arian Foster at Baltimore, 1/15/12 (Div)

GAME, OPPONENT

82 Stevan Ridley at New England, 1/13/13 (Div)
67 BenJarvus Green-Ellis vs. Cincinnati, 1/5/13 (WC)

GAMES, 100 OR MORE YARDS RUSHING

3 Arian Foster, 2009-12

CONSECUTIVE GAMES, 100 OR MORE YARDS

3 Arian Foster, 1/7/12 - 1/5/13

LONGEST RUN FROM SCRIMMAGE

49 Alfred Blue vs. Kansas City, 1/9/16(WC)
42t Arian Foster vs. Cincinnati, 1/7/12 (WC)

LONGEST RUN FROM SCRIMMAGE, OPPONENT

29 BenJarvus Green-Ellis vs. Cincinnati, 1/5/13 (WC)
23 Spencer Ware vs. Kansas City 1/9/16 (WC)

RUSHING AVERAGE GAIN

CAREER (50 ATTEMPTS)

4.9 Arian Foster, 2009-12 (105-515)

SEASON (25 ATTEMPTS)

5.6 Arian Foster, 2011 (51-285)
4.3 Arian Foster, 2012 (54-230)

GAME (10 ATTEMPTS)

6.4 Arian Foster vs. Cincinnati, 1/7/12 (WC) (24-153)
5.8 Alfred Blue vs. Kansas City, 1/9/16, (WC) (17-99)

GAME, OPPONENT (10 ATTEMPTS)

5.7 BenJarvus Green-Ellis vs. Cincinnati, 1/5/13 (WC) (11-63)
5.5 Stevan Ridley at New England, 1/13/13 (15-82)

RUSHING TOUCHDOWNS

CAREER

5 Arian Foster, 2009-12

SEASON

3 Arian Foster, 2011

GAME

2 Arian Foster vs. Cincinnati, 1/7/12 (WC)

GAME, OPPONENT

1 Four times, last by Spencer Ware vs. Kansas City 1/9/16 (WC)

INDIVIDUAL POSTSEASON RECORDS

PASSING

PASSER RATING

CAREER (50 ATTEMPTS)

87.5 Matt Schaub, 2007-12
53.8 T.J. Yates, 2011-12

SEASON (25 ATTEMPTS)

87.5 Matt Schaub, 2012
53.8 T.J. Yates, 2011

SEASON, ROOKIE (25 ATTEMPTS)

53.8 T.J. Yates, 2011

GAME (20 ATTEMPTS)

97.7 T.J. Yates vs. Cincinnati 1/7/12 (WC)
90.6 Matt Schaub at New England, 1/13/13 (Div)
83.4 Matt Schaub vs. Cincinnati, 1/5/13 (WC)

GAME, OPPONENT (20 ATTEMPTS)

115.0 Tom Brady at New England, 1/13/13 (Div)
98.7 Alex Smith vs. Kansas City, 1/9/16 (WC)

PASSING ATTEMPTS

CAREER

89 Matt Schaub, 2007-12
55 T.J. Yates, 2011-12

SEASON

89 Matt Schaub, 2012
55 T.J. Yates, 2011

SEASON, ROOKIE

55 T.J. Yates, 2011

GAME

51 Matt Schaub at New England, 1/13/13 (Div)
38 Matt Schaub vs. Cincinnati, 1/5/13 (WC)
35 T.J. Yates at Baltimore, 1/15/12 (Div)

GAME, OPPONENT

42 Andy Dalton vs. Cincinnati 1/7/12 (WC)
40 Tom Brady at New England, 1/13/13 (Div)
30 Andy Dalton vs. Cincinnati, 1/5/13 (WC)

PASS COMPLETIONS

CAREER

63 Matt Schaub, 2007-12
28 T.J. Yates, 2011-12

SEASON

63 Matt Schaub, 2012
28 T.J. Yates, 2011

SEASON, ROOKIE

28 T.J. Yates, 2011

GAME

34 Matt Schaub at New England, 1/13/13 (Div)
29 Matt Schaub vs. Cincinnati, 1/5/13 (WC)
17 T.J. Yates at Baltimore, 1/15/12 (Div)

GAME, OPPONENT

27 Andy Dalton vs. Cincinnati 1/7/12 (WC)
25 Tom Brady at New England, 1/13/13 (Div)
17 Alex Smith vs. Kansas City, 1/9/16 (WC)
14 Andy Dalton vs. Cincinnati, 1/5/13 (WC)
14 Joe Flacco at Baltimore, 1/15/12 (Div)

CONSECUTIVE COMPLETIONS

8 Matt Schaub at New England, 1/13/13 (Div)
5 Matt Schaub vs. Cincinnati, 1/5/13 (WC)
5 T.J. Yates (1/7/12 to 1/15/12)

CONSECUTIVE COMPLETIONS, OPPONENT

7 Alex Smith vs. Kansas City, 1/9/16 (WC)
7 Andy Dalton vs. Cincinnati 1/7/12 (WC)

PASSING COMPLETION PERCENTAGE

CAREER (50 ATTEMPTS)

70.8 Matt Schaub, 2007-12
50.9 T.J. Yates, 2011-12

SEASON (25 ATTEMPTS)

70.8 Matt Schaub, 2012
50.9 T.J. Yates, 2011

SEASON, ROOKIE (25 ATTEMPTS)

50.9 T.J. Yates, 2011

GAME (20 ATTEMPTS)

76.3 Matt Schaub vs. Cincinnati, 1/5/13 (WC) (29-38)
57.4 Matt Schaub at New England, 1/13/13 (Div) (31-54)
55.0 T.J. Yates vs. Cincinnati 1/7/12 (WC) (11-20)

GAME, OPPONENT (20 ATTEMPTS)

77.3 Alex Smith vs. Kansas City 1/9/16 (WC)

PASSING YARDS GAINED

CAREER

605 Matt Schaub, 2007-12
343 T.J. Yates, 2011-12

SEASON

605 Matt Schaub, 2012
343 T.J. Yates, 2011

SEASON, ROOKIE

343 T.J. Yates, 2011

GAME

343 Matt Schaub at New England, 1/13/13 (Div)
262 Matt Schaub vs. Cincinnati, 1/5/13 (WC)
184 T.J. Yates at Baltimore, 1/15/12 (Div)

GAME, OPPONENT

344 Tom Brady at New England, 1/13/13 (Div)
257 Andy Dalton vs. Cincinnati 1/7/12 (WC)

LONGEST PASS COMPLETION

40 T.J. Yates to Andre Johnson vs. Cincinnati, 1/7/12 (WC) (TD)
28 Matt Schaub to Arian Foster at New England, 1/13/13 (Div)

PASSING AVERAGE GAIN

AVERAGE GAIN, CAREER (50 ATTEMPTS)

6.80 Matt Schaub, 2007-12 (89-605)
6.24 T.J. Yates, 2011-12 (55-343)

AVERAGE GAIN, SEASON (25 ATTEMPTS)

6.80 Matt Schaub, 2012 (89-605)
6.24 T.J. Yates, 2011 (55-343)

AVERAGE GAIN, SEASON, ROOKIE (25 ATTEMPTS)

6.24 T.J. Yates, 2011 (55-343)

AVERAGE GAIN, GAME (20 ATTEMPTS)

7.95 T.J. Yates vs. Cincinnati 1/7/12 (WC) (20-159)
6.89 Matt Schaub vs. Cincinnati, 1/5/13 (WC) (38-262)
6.73 Matt Schaub at New England, 1/13/13 (Div) (51-343)

AVERAGE GAIN, GAME, OPPONENT (20 ATTEMPTS)

8.64 Alex Smith vs. Kansas City 1/9/16 (WC)
8.60 Tom Brady at New England, 1/13/13 (Div) (40-344)
6.52 Joe Flacco at Baltimore, 1/15/12 (Div) (27-176)

PASSING TOUCHDOWNS

CAREER

2 Matt Schaub, 2007-12
1 T.J. Yates, 2011-12

SEASON

2 Matt Schaub, 2012
1 T.J. Yates, 2011

SEASON, ROOKIE

1 T.J. Yates, 2011

GAME

2 Matt Schaub at New England, 1/13/13 (Div)
1 T.J. Yates vs. Cincinnati 1/7/12 (WC)

GAME, OPPONENT

3 Tom Brady at New England, 1/13/13 (Div)
2 Joe Flacco at Baltimore, 1/15/12 (Div)

INDIVIDUAL POSTSEASON RECORDS

PASSING (CONT.)

PASSES HAD INTERCEPTED

CAREER

- 4 Brian Hoyer, 2015
- 3 T.J. Yates, 2011-12

SEASON

- 4 Brian Hoyer, 2015
- 3 T.J. Yates, 2011

GAME

- 4 Brian Hoyer vs. Kansas City, 1/9/16 (WC)
- 3 T.J. Yates at Baltimore, 1/15/12 (Div)
- 1 Matt Schaub at New England, 1/13/13 (Div)
- 1 Matt Schaub vs. Cincinnati, 1/5/13 (WC)

GAME, OPPONENT

- 3 Andy Dalton vs. Cincinnati, 1/7/12 (WC)
- 1 Alex Smith vs. Kansas City, 1/9/16 (WC)
- 1 Andy Dalton vs. Cincinnati, 1/5/13 (WC)

CONSECUTIVE PASSES WITHOUT AN INTERCEPTION

- 55 Matt Schaub 1/5/13 through 1/13/13
- 26 T.J. Yates, 1/7/12 through 1/15/12

ATTEMPTS, NO INTERCEPTIONS, GAME

- 20 T.J. Yates vs. Cincinnati 1/7/12 (WC)

ATTEMPTS, NO INTERCEPTIONS, GAME, OPPONENT

- 40 Tom Brady at New England, 1/13/13 (Div)
- 27 Joe Flacco at Baltimore, 1/15/12 (Div)

TIMES SACKED

CAREER

- 3 Brian Hoyer, 2015
- 2 T.J. Yates, 2011-12

SEASON

- 3 Brian Hoyer, 2015
- 2 T.J. Yates, 2011

GAME

- 3 Brian Hoyer vs. Kansas City, 1/9/16 (WC)

GAME, OPPONENT

- 5 Joe Flacco at Baltimore, 1/15/12 (Div)
- 4 Andy Dalton vs. Cincinnati 1/7/12 (WC)

RECEIVING

RECEPTIONS

CAREER

- 25 Andre Johnson, 2003-12
- 23 Arian Foster, 2009-12
- 22 Owen Daniels, 2006-12

SEASON

- 18 Owen Daniels, 2012
- 15 Arian Foster, 2012
- 13 Andre Johnson, 2011
- 12 Andre Johnson, 2012

GAME

- 9 Owen Daniels at New England, 1/13/13 (Div)
- 9 Owen Daniels vs. Cincinnati, 1/5/13 (WC)
- 8 Andre Johnson at New England, 1/13/13 (Div)
- 8 Arian Foster vs. Cincinnati, 1/5/13 (WC)
- 8 Andre Johnson at Baltimore, 1/15/12 (Div)

GAME, OPPONENT

- 8 Wes Welker at New England, 1/13/13 (Div)
- 8 Travis Kelce vs. Kansas City, 1/9/16 (WC)

RECEIVING YARDS GAINED

CAREER

- 358 Andre Johnson, 2003-12
- 227 Owen Daniels, 2006-12
- 148 Arian Foster, 2009-12

RECEIVING (CONT.)

SEASON

- 201 Andre Johnson, 2011
- 172 Owen Daniels, 2012
- 157 Andre Johnson, 2012

GAME

- 111 Andre Johnson at Baltimore, 1/15/12 (Div)
- 95 Andre Johnson at New England, 1/13/13 (Div)
- 91 Owen Daniels vs. Cincinnati, 1/5/13 (WC)

GAME, OPPONENT

- 131 Wes Welker at New England, 1/13/13 (Div)
- 128 Travis Kelce vs. Kansas City, 1/9/16 (WC)
- 85 Aaron Hernandez at New England, 1/13/13 (Div)

GAMES, 100 OR MORE YARDS, CAREER

- 1 Andre Johnson, 2003-12

GAMES, 100 OR MORE YARDS, SEASON

- 1 Andre Johnson, 2011

LONGEST RECEPTION

- 40 Andre Johnson vs. Cincinnati 1/7/12 (WC) (TD)
- 28 Arian Foster at New England, 1/13/13 (Div)
- 25 DeVier Posey at New England, 1/13/13 (Div) (TD)

LONGEST RECEPTION, OPPONENT

- 128 Travis Kelce vs. Kansas City, 1/9/16 (WC)
- 47 Wes Welker at New England, 1/13/13 (Div)
- 45 A.J. Green vs. Cincinnati, 1/5/13 (WC)

RECEIVING AVERAGE GAIN

AVERAGE GAIN, CAREER (10 RECEPTIONS)

- 14.3 Andre Johnson, 2003-12 (25-358)
- 10.3 Owen Daniels, 2006-12 (22-227)

AVERAGE GAIN, SEASON (4 RECEPTIONS)

- 15.5 Andre Johnson, 2011 (13-201)
- 13.8 Owen Daniels, 2011 (4-55)
- 13.1 Andre Johnson, 2012 (12-157)

AVERAGE GAIN, GAME (3 RECEPTIONS)

- 18.0 Andre Johnson vs. Cincinnati 1/7/12 (WC) (5-90)
- 15.7 DeVier Posey at New England, 1/13/13 (Div) (3-47)
- 15.5 Andre Johnson vs. Cincinnati, 1/5/13 (WC) (4-62)

RECEIVING TOUCHDOWNS

CAREER

- 1 Andre Johnson, 2003-12
- 1 Arian Foster, 2009-12
- 1 DeVier Posey, 2012

SEASON

- 1 Arian Foster, 2012
- 1 DeVier Posey, 2012
- 1 Andre Johnson, 2011

GAME

- 1 Arian Foster at New England, 1/13/13 (Div)
- 1 DeVier Posey at New England, 1/13/13 (Div)
- 1 Andre Johnson vs. Cincinnati 1/7/12 (WC)

GAME, OPPONENT

- 2 Shane Vereen at New England, 1/13/13 (Div)
- 1 Chris Conley vs. Kansas City, 1/9/16 (WC)
- 1 Brandon Lloyd at New England, 1/13/13 (Div)
- 1 Anquan Boldin at Baltimore, 1/15/12 (Div)

INDIVIDUAL POSTSEASON RECORDS

PUNTING

PUNTS

CAREER

- 10 Matt Turk, 2007-11
- 5 Shane Lechler, 2015
- 3 Donnie Jones, 2012

SEASON

- 10 Matt Turk, 2011
- 5 Shane Lechler, 2015
- 3 Donnie Jones, 2012

GAME

- 5 Matt Turk vs. Cincinnati 1/7/12 (WC)
- 5 Matt Turk at Baltimore, 1/15/12 (Div)
- 5 Shane Lechler vs. Kansas City, 1/9/16 (WC)
- 3 Donnie Jones vs. Cincinnati, 1/5/13 (WC)

GAME, OPPONENT

- 9 Sam Koch at Baltimore, 1/15/12 (Div)
- 5 Kevin Huber vs. Cincinnati, 1/5/13 (WC)

LONGEST PUNT

- 56 Matt Turk vs. Cincinnati 1/7/12 (WC)
- 56 Matt Turk vs. Cincinnati 1/7/12 (WC)
- 53 Shane Lechler vs. Kansas City, 1/9/16 (WC)

LONGEST PUNT, OPPONENT

- 64 Sam Koch at Baltimore, 1/15/12 (Div)
- 55 Kevin Huber vs. Cincinnati 1/7/12 (WC)
- 55 Sam Koch at Baltimore, 1/15/12 (Div)

PUNTING AVERAGE YARDAGE

CAREER (8 PUNTS)

- 45.1 Matt Turk, 2007-11 (10-451)
- 38.5 Donnie Jones, 2012 (8-308)

SEASON (8 PUNTS)

- 45.1 Matt Turk, 2011 (10-451)
- 38.5 Donnie Jones, 2012 (8-308)

GAME (4 PUNTS)

- 50.2 Matt Turk vs. Cincinnati, 1/7/12 (WC) (5-251)
- 45.6 Shane Lechler vs. Kansas City, 1/9/16 (WC) (5-228)

GAME, OPPONENT (4 PUNTS)

- 52.8 Zoltan Mesko at New England, 1/13/13 (Div)
- 49.3 Sam Koch at Baltimore, 1/15/12 (Div)

PUNTS INSIDE THE 20

CAREER

- 3 Donnie Jones, 2012
- 2 Matt Turk, 2007-11

SEASON

- 3 Donnie Jones, 2012
- 2 Matt Turk, 2011

GAME

- 2 Donnie Jones at New England, 1/13/13 (Div)
- 2 Matt Turk vs. Cincinnati 1/7/12 (WC)
- 1 Shane Lechler vs. Kansas City, 1/9/16 (WC)

GAME, OPPONENT

- 3 Dustin Colquitt vs. Kansas City, 1/9/16 (WC)
- 3 Kevin Huber vs. Cincinnati, 1/5/13 (WC)

PUNT RETURNS

PUNT RETURNS

CAREER

- 9 Jacoby Jones, 2007-11
- 5 Keshawn Martin, 2012

SEASON

- 9 Jacoby Jones, 2011
- 5 Keshawn Martin, 2012

GAME

- 6 Jacoby Jones at Baltimore, 1/15/12 (Div)
- 3 Keshawn Martin at New England, 1/13/13 (Div)
- 3 Jacoby Jones vs. Cincinnati 1/7/12 (WC)

GAME, OPPONENT

- 4 Frankie Hammond vs. Kansas City, 1/9/16 (WC)

FAIR CATCHES

CAREER

- 3 Keith Mumphrey, 2015
- 3 Keshawn Martin, 2012

SEASON

- 3 Keith Mumphrey, 2015
- 3 Keshawn Martin, 2012

GAME

- 3 Keith Mumphrey vs. Kansas City, 1/9/16 (WC)
- 3 Keshawn Martin vs. Cincinnati, 1/5/13 (WC)

GAME, OPPONENT

- 4 Lardarius Webb at Baltimore, 1/15/12 (Div)

PUNT RETURN YARDS GAINED

CAREER

- 31 Keshawn Martin, 2012
- 16 Jacoby Jones, 2007-11

SEASON

- 31 Keshawn Martin, 2012
- 16 Jacoby Jones, 2011

GAME

- 17 Keshawn Martin at New England, 1/13/13 (Div)
- 14 Keshawn Martin vs. Cincinnati, 1/5/13 (WC)
- 12 Jacoby Jones vs. Cincinnati 1/7/12 (WC)

GAME, OPPONENT

- 20 Brandon Tate vs. Cincinnati 1/7/12 (WC)

LONGEST PUNT RETURN

- 12 Keshawn Martin at New England, 1/13/13 (Div)
- 11 Keshawn Martin vs. Cincinnati, 1/5/13 (WC)
- 9 Jacoby Jones at Baltimore, 1/15/12 (Div)

PUNT RETURN AVERAGE YARDAGE

CAREER (5 RETURNS)

- 6.2 Keshawn Martin, 2012 (5-31)

SEASON (6 RETURNS)

- 6.2 Keshawn Martin, 2012 (5-31)

GAME (3 RETURNS)

- 5.7 Keshawn Martin at New England, 1/13/13 (Div) (3-17)

GAME, OPPONENT (3 RETURNS)

- 6.7 Brandon Tate vs. Cincinnati 1/7/12 (WC)

PUNT RETURN TOUCHDOWNS

GAME

None

GAME, OPPONENT

None

INDIVIDUAL POSTSEASON RECORDS

KICKOFF RETURNS

KICKOFF RETURNS, CAREER

10 Danieal Manning, 2011-12

KICKOFF RETURNS, SEASON

6 Danieal Manning, 2012

4 Danieal Manning, 2011

GAME

4 Danieal Manning at New England, 1/13/13 (Div)

4 Danieal Manning at Baltimore, 1/15/12 (Div)

GAME, OPPONENT

4 Adam Jones vs. Cincinnati, 1/5/13 (WC)

2 Devin McCourty at New England, 1/13/13 (Div)

KICKOFF RETURN YARDS GAINED

CAREER

396 Danieal Manning, 2011-12

SEASON

263 Danieal Manning, 2012

133 Danieal Manning, 2011

GAME

216 Danieal Manning at New England, 1/13/13 (Div)

133 Danieal Manning at Baltimore, 1/15/12 (Div)

GAME, OPPONENT

106 Knile Davis vs. Kansas City, 1/9/16 (WC)

103 Adam Jones vs. Cincinnati, 1/5/13 (WC)

LONGEST, GAME

94 Danieal Manning at New England, 1/13/13 (Div)

69 Danieal Manning at New England, 1/13/13 (Div)

60 Danieal Manning at Baltimore, 1/15/12 (Div)

LONGEST, GAME, OPPONENT

106 Knile Davis vs. Kansas City, 1/9/16 (WC)

43 Brandon Tate vs. Cincinnati, 1/5/13 (WC)

KICKOFF RETURN AVERAGE YARDAGE

CAREER

39.6 Danieal Manning, 2011-12 (10-396)

SEASON

43.8 Danieal Manning, 2012 (6-263)

33.3 Danieal Manning, 2011 (4-133)

GAME (3 RETURNS)

54.0 Danieal Manning at New England, 1/13/13 (Div) (4-216)

33.3 Danieal Manning at Baltimore, 1/15/12 (Div) (4-133)

GAME, OPPONENT (3 RETURNS)

25.8 Adam Jones vs. Cincinnati, 1/5/13 (WC) (4-103)

KICKOFF RETURN TOUCHDOWNS

GAME

None

GAME, OPPONENT

106 Knile Davis vs. Kansas City, 1/9/16 (WC)

TOTAL RETURN YARDS

CAREER

396 Danieal Manning, 2011-12 (p- 0, k- 396, int- 0)

31 Keshawn Martin, 2012 (p- 31, k- 0, int- 0)

SEASON

263 Danieal Manning, 2011 (p- 0, k- 263, int- 0)

31 Keshawn Martin, 2012 (p- 31, k- 0, int- 0)

SEASON, ROOKIE

31 Keshawn Martin, 2012 (p- 31, k- 0, int- 0)

29 J.J. Watt, 2011 (p- 0, k- 0, int- 29)

GAME

216 Danieal Manning at New England, 1/13/13 (Div) (k- 216)

133 Danieal Manning at Baltimore, 1/15/12 (Div) (k- 133)

GAME, OPPONENT

106 Knile Davis vs. Kansas City, 1/9/16 (WC) (k-106)

103 Adam Jones vs. Cincinnati, 1/5/13 (WC) (k- 103)

SPECIAL TEAMS TOUCHDOWNS

CAREER

None

SEASON

None

GAME

None

GAME, OPPONENT

Knile Davis, 106-yard kick return, vs. Kansas City, 1/9/16 (WC)

INTERCEPTIONS

INTERCEPTIONS

CAREER

2 Johnathan Joseph, 2011-12

1 Brian Cushing, 2009-15

1 J.J. Watt, 2011-12

1 Danieal Manning, 2011-12

SEASON

1 Brian Cushing, 2009-15

1 Johnathan Joseph, 2011, 2012

1 J.J. Watt, 2011

1 Danieal Manning, 2011

SEASON, ROOKIE

1 J.J. Watt, 2011

GAME

1 5x, last Brian Cushing vs. Kansas City 1/9/16 (WC)

GAME, OPPONENT

2 Lardarius Webb at Baltimore, 1/15/12 (Div)

1 7x, last Josh Mauga, Sean Smith, Marcus Peters and Eric Berry vs. Kansas City 1/9/16 (WC)

INTERCEPTION YARDS GAINED

GAINED, CAREER

29 J.J. Watt, 2011-12

14 Johnathan Joseph, 2011-12

SEASON

29 J.J. Watt, 2011

14 Johnathan Joseph, 2012

SEASON, ROOKIE

29 J.J. Watt, 2011

GAME

29 J.J. Watt vs. Cincinnati 1/7/12 (WC)

14 Johnathan Joseph vs. Cincinnati, 1/5/13 (WC)

GAME, OPPONENT

21 Leon Hall vs. Cincinnati, 1/5/13 (WC)

20 Josh Mauga vs. Kansas City, 1/9/16 (WC)

LONGEST RETURN

29t J.J. Watt vs. Cincinnati 1/7/12 (WC)

14 Johnathan Joseph vs. Cincinnati, 1/5/13 (WC)

INTERCEPTIONS RETURNED FOR TOUCHDOWNS

CAREER

1 J.J. Watt, 2011-12

SEASON

1 J.J. Watt, 2011

GAME

1 J.J. Watt vs. Cincinnati 1/7/12 (WC)

GAME, OPPONENT

1 Leon Hall vs. Cincinnati, 1/5/13 (WC)

INDIVIDUAL POSTSEASON RECORDS

SACKS

CAREER

- 5.0 J.J. Watt, 2011-12
- 5.0 Brooks Reed, 2011-12
- 3.0 Whitney Mercilus 2012-15
- 1.0 Antonio Smith, 2009-12

SEASON

- 3.5 J.J. Watt, 2011
- 3.5 Brooks Reed, 2011
- 3.0 Whitney Mercilus, 2015
- 1.5 J.J. Watt, 2012
- 1.5 Brooks Reed, 2012

SEASON, ROOKIE

- 3.5 J.J. Watt, 2011
- 3.5 Brooks Reed, 2011

GAME

- 3.0 Whitney Mercilus vs. Kansas City, 1/9/16 (WC)
- 2.5 J.J. Watt at Baltimore, 1/15/12 (Div)
- 2.5 Brooks Reed at Baltimore, 1/15/12 (Div)

GAME, OPPONENT

- 1.0 Geno Atkins vs. Cincinnati 1/7/12 (WC)
- 1.0 Reggie Nelson vs. Cincinnati 1/7/12 (WC)

CONSECUTIVE GAMES, SACK

- 4 J.J. Watt, 1/7/12 – 1/13/13
- 4 Brooks Reed, 1/7/12 – 1/13/13

TACKLES

CAREER

- 32 Brian Cushing, 2009-15
- 24 J.J. Watt, 2011-15
- 23 Danieal Manning, 2011-12
- 19 Brooks Reed, 2011-12

SEASON

- 19 Brian Cushing, 2011
- 16 Danieal Manning, 2011
- 15 Bradie James, 2012

SEASON, ROOKIE

- 14 J.J. Watt, 2011
- 13 Brooks Reed, 2011

GAME

- 13 Brian Cushing vs. Kansas City, 1/9/16 (WC)
- 12 J.J. Watt at Baltimore, 1/15/12 (Div)

GAME, ROOKIE

- 12 J.J. Watt at Baltimore, 1/15/12 (Div)
- 8 Brooks Reed at Baltimore, 1/15/12 (Div)

SOLO TACKLES, CAREER

- 19 Brian Cushing, 2009-15
- 17 J.J. Watt, 2011-12
- 17 Danieal Manning, 2011-12

SOLO TACKLES, SEASON

- 13 Danieal Manning, 2011
- 11 J.J. Watt, 2011
- 10 Brian Cushing, 2011

SOLO TACKLES, SEASON, ROOKIE

- 11 J.J. Watt, 2011
- 9 Brooks Reed, 2011

SOLO TACKLES, GAME

- 9 Brian Cushing vs. Kansas City, 1/9/16 (WC)
- 9 J.J. Watt at Baltimore, 1/15/12 (Div)
- 8 Danieal Manning at Baltimore, 1/15/12 (Div)
- 6 Brooks Reed at Baltimore, 1/15/12 (Div)
- 6 Johnathan Joseph vs. Cincinnati, 1/7/12 (WC)

SOLO TACKLES, GAME, ROOKIE

- 9 J.J. Watt at Baltimore, 1/15/12 (Div)
- 6 Brooks Reed at Baltimore, 1/15/12 (Div)

FUMBLES

FUMBLES

CAREER

- 2 Brian Hoyer, 2015
- 2 Jacoby Jones, 2007-11
- 1 Matt Schaub, 2007-12
- 1 Arian Foster, 2009-12

SEASON

- 2 Brian Hoyer, 2015
- 2 Jacoby Jones, 2011
- 1 Matt Schaub, 2012
- 1 Arian Foster, 2011

GAME

- 2 Brian Hoyer vs. Kansas City, 1/9/16 (WC)
- 2 Jacoby Jones at Baltimore, 1/15/12 (Div)
- 1 Matt Schaub at New England, 1/13/13 (Div)
- 1 Arian Foster at Baltimore, 1/15/12 (Div)

FUMBLES FORCED

CAREER

- 1 Jesse Nading, 2008-12
- 1 Brooks Reed, 2011-12

SEASON

- 1 Jesse Nading, 2011
- 1 Brooks Reed, 2011

GAME

- 1 Jesse Nading at Baltimore, 1/15/12 (Div)
- 1 Brooks Reed at Baltimore, 1/15/12 (Div)

OWN FUMBLES RECOVERED

CAREER

- 1 Brian Hoyer, 2015
- 1 Matt Schaub, 2007-12
- 1 Jacoby Jones, 2007-11

SEASON

- 1 Brian Hoyer, 2015
- 1 Matt Schaub, 2012
- 1 Jacoby Jones, 2011

GAME

- 1 Brian Hoyer vs. Kansas City, 1/9/16 (WC)
- 1 Matt Schaub at New England, 1/13/13 (Div)
- 1 Jacoby Jones at Baltimore, 1/15/12 (Div)

OPPONENTS' FUMBLES RECOVERED

CAREER

None

GAME, OPPONENT

- 1 Dontari Poe vs. Kansas City, 1/9/16 (WC)
- 1 Jimmy Smith at Baltimore, 1/15/12 (Div)

YARDS RETURNING FUMBLES

CAREER

None

GAME, OPPONENT

- 4 Jimmy Smith at Baltimore, 1/15/12 (Div)

FUMBLES RETURNED FOR TOUCHDOWNS

CAREER

None

INDIVIDUAL POSTSEASON RECORDS

SCORING

POINTS

CAREER

- 36 Arian Foster, 2009-12
- 21 Shayne Graham, 2012
- 14 Neil Rackers, 2010-11

SEASON

- 21 Shayne Graham, 2012
- 18 Arian Foster, 2012
- 18 Arian Foster, 2011

POINTS, NO TOUCHDOWNS, SEASON

- 21 Shayne Graham, 2012
- 14 Neil Rackers, 2011

POINTS, NO TOUCHDOWNS, CAREER

- 21 Shayne Graham, 2012
- 14 Neil Rackers, 2010-11

SEASON, ROOKIE

- 6 DeVier Posey, 2012
- 6 J.J. Watt, 2011

GAME

- 13 Shayne Graham vs. Cincinnati, 1/5/13 (WC)
- 12 Arian Foster at New England, 1/13/13 (Div)
- 12 Arian Foster vs. Cincinnati, 1/7/12 (WC)

GAME, OPPONENT

- 18 Shane Vereen at New England, 1/13/13 (Div)
- 12 Cairo Santos vs. Kansas City, 1/9/16 (WC)
- 11 Stephen Gostkowski at New England, 1/13/13 (Div)

CONSECUTIVE GAMES SCORING

- 4 Arian Foster, 1/7/12 - 1/13/13
- 2 Shayne Graham, 1/5/13 - 1/13/13
- 2 Neil Rackers, 1/7/12 - 1/15/12

TOUCHDOWNS

CAREER

- 6 Arian Foster, 2009-12
- 1 Andre Johnson, 2003-12
- 1 J.J. Watt, 2011-12
- 1 DeVier Posey, 2012

SEASON

- 3 Arian Foster, 2012
- 3 Arian Foster, 2011
- 1 DeVier Posey, 2012
- 1 Andre Johnson, 2011
- 1 J.J. Watt, 2011

SEASON, ROOKIE

- 1 DeVier Posey, 2012
- 1 J.J. Watt, 2011

GAME

- 2 Arian Foster at New England, 1/13/13 (Div)
- 2 Arian Foster vs. Cincinnati, 1/7/12 (WC)

GAME, OPPONENT

- 3 Shane Vereen at New England, 1/13/13 (Div)
- 1 9 times, last: K.Davis, C.Conley and S.Ware vs. Kansas City, 1/9/16 (WC)

GAME, ROOKIE

- 1 DeVier Posey at New England, 1/13/13 (Div)
- 1 J.J. Watt vs. Cincinnati, 1/7/12 (WC)

CONSECUTIVE GAMES SCORING TOUCHDOWNS

- 4 Arian Foster, 1/7/12 - 1/13/13

POINTS AFTER TOUCHDOWNS

ATTEMPTED, CAREER

- 5 Neil Rackers, 2010-11
- 3 Shayne Graham, 2012

ATTEMPTED, SEASON

- 5 Neil Rackers, 2011
- 3 Shayne Graham, 2012

ATTEMPTED, GAME

- 3 Neil Rackers vs. Cincinnati, 1/7/12 (WC)
- 2 Shayne Graham at New England, 1/13/13 (Div)

ATTEMPTED, GAME, OPPONENT

- 5 Stephen Gostkowski at New England, 1/13/13 (Div)
- 3 Cairo Santos vs. Kansas City, 1/9/16 (WC)

CONSECUTIVE POINTS AFTER TOUCHDOWN, CAREER

- 5 Neil Rackers, 2010-11
- 3 Shayne Graham, 2012

POINTS AFTER TOUCHDOWN PERCENTAGE, CAREER

- 100.0 Neil Rackers, 2010-11 (5-5)
- 100.0 Shayne Graham, 2012 (3-3)

TWO-POINT CONVERSIONS, CAREER

- 1 Andre Johnson, 2003-12

TWO-POINT CONVERSIONS, SEASON

- 1 Andre Johnson, 2012

TWO-POINT CONVERSION, GAME

- 1 Andre Johnson at New England, 1/13/13 (Div)

TWO-POINT CONVERSION, GAME, OPPONENT

- None

FIELD GOALS

ATTEMPTED, CAREER

- 6 Shayne Graham, 2012
- 4 Neil Rackers, 2010-11

ATTEMPTED, SEASON

- 6 Shayne Graham, 2012
- 4 Neil Rackers, 2011

ATTEMPTED, GAME

- 4 Shayne Graham vs. Cincinnati, 1/5/13 (WC)
- 3 Neil Rackers at Baltimore, 1/15/12 (Div)

FIELD GOALS, CAREER

- 6 Shayne Graham, 2012
- 3 Neil Rackers, 2010-11

FIELD GOALS, SEASON

- 6 Shayne Graham, 2012
- 3 Neil Rackers, 2011

FIELD GOALS, GAME

- 4 Shayne Graham vs. Cincinnati, 1/5/13 (WC)
- 2 Shayne Graham at New England, 1/13/13 (Div)
- 2 Neil Rackers at Baltimore, 1/15/12 (Div)

FIELD GOALS, GAME, OPPONENT

- 3 Cairo Santos vs. Kansas City, 1/9/16 (WC)
- 2 Stephen Gostkowski at New England, 1/13/13 (Div)
- 2 Josh Brown vs. Cincinnati, 1/5/13 (WC)
- 2 Billy Cundiff at Baltimore, 1/15/12 (Div)

CONSECUTIVE GAMES SCORING FIELD GOALS

- 2 Shayne Graham, 1/5/13 - 1/13/13
- 2 Neil Rackers, 1/7/12 - 1/15/12

CONSECUTIVE FIELD GOALS MADE

- 5 Shayne Graham, 1/5/13 - 1/13/13
- 3 Neil Rackers, 1/7/12 - 1/15/12

LONGEST FIELD GOAL

- 55 Shayne Graham at New England, 1/13/13 (Div)
- 48 Shayne Graham vs. Cincinnati, 1/5/13 (WC)

FIELD GOAL PERCENTAGE, CAREER

- 100.0 Shayne Graham, 2012 (6-6)
- 75.0 Neil Rackers, 2010-11 (3-4)

FIELD GOAL PERCENTAGE, SEASON

- 100.0 Shayne Graham, 2012 (6-6)
- 75.0 Neil Rackers, 2011 (3-4)

MOST FIELD GOALS, NO MISSES, GAME

- 4 Shayne Graham vs. Cincinnati, 1/5/13 (WC)
- 2 Shayne Graham at New England, 1/13/13 (Div)

MOST FIELD GOALS, NO MISSES, GAME, OPPONENT

- 3 Cairo Santos vs. Kansas City, 1/9/16 (WC)

MOST FIELD GOALS, 50 OR MORE YARDS, CAREER

- 1 Shayne Graham, 2012

MOST FIELD GOALS, 50 OR MORE YARDS, SEASON

- 1 Shayne Graham, 2012

MOST FIELD GOALS, 50 OR MORE YARDS, GAME

- 1 Shayne Graham at New England, 1/13/13

ALL-TIME POSTSEASON LEADERS

RUSHING YARDS

Player	Att.	Yds.	Avg.	Long	TD
1. Arian Foster	105	515	4.9	42t	6
2. Alfred Blue	17	99	5.8	49	0
3. Ben Tate	11	38	3.5	9	0
4. Keshawn Martin	1	16	16.0	16	0
5. Matt Schaub	5	2	0.4	1	0

RECEIVING YARDS

Player	Rec.	Yds.	Avg.	Long	TD
1. Andre Johnson	25	358	14.3	40t	1
2. Owen Daniels	22	227	10.3	24	0
3. Arian Foster	23	148	6.4	28	1
4. Kevin Walter	9	77	8.6	19	0
5. DeAndre Hopkins	6	69	11.5	17	0

RUSHING-RECEIVING

Player	Rushing	Receiving	Total
1. Arian Foster	515	148	663
2. Andre Johnson	0	358	358
3. Owen Daniels	0	227	227
4. Alfred Blue	99	0	99
5. Kevin Walter	0	77	77

PASSING

Player	Att	Comp	Pct	Yds	TD	INT	Lg	Rtg
1. Matt Schaub	89	63	70.8	605	2	2	28	87.5
2. T.J. Yates	55	28	50.9	343	1	3	40t	53.8
3. Brian Hoyer	34	15	44.1	136	0	4	17	15.9

SCORING

Player	TD	PAT	FG	2PT	TP
1. Arian Foster	6	-	-	-	36
2. Shayne Graham	0	3/3	6/6	-	21
3. Neil Rackers	0	5/5	3/4	-	14
4. Andre Johnson	1	-	-	1	8
5. DeVier Posey	1	-	-	-	6
5. J.J. Watt	1	-	-	-	6

FIELD GOALS

Player	Att.	Made	Pct.	Long
1. Shayne Graham	6	6	100.0	55
2. Neil Rackers	3	4	75.0	40

PUNTING AVERAGE

Player	No.	Yds.	Avg.	In20	Long	Blk
1. Shane Lechler	5	228	45.6	1	53	0
2. Matt Turk	10	451	45.1	2	56	0
3. Donnie Jones	8	308	38.5	3	48	0

INTERCEPTIONS

Player	No.	Yds.	Avg.	Long	TD
1. Johnathan Joseph	2	13	6.5	14	0
2. Brian Cushing	1	0	0.0	0	0
J.J. Watt	1	29	29.0	29t	1
Danieal Manning	1	0	0.0	0	0

PUNT RETURNS

Player	No.	Yds.	Avg.	Long	TD
1. Jacoby Jones	9	16	1.8	9	0
2. Keshawn Martin	5	31	6.2	12	0

KICKOFF RETURNS

Player	No.	Yds.	Avg.	Long	TD
1. Danieal Manning	10	396	39.6	94	0
2. James Casey	1	14	14.0	14	0

COMBINED YARDAGE

Player	Total	Rush	Rec.	INT Ret.	PR/KR	FR
1. Arian Foster	663	515	148	0	0/0	0
2. Danieal Manning	396	0	0	0	0/396	0
3. Andre Johnson	358	0	358	0	0/0	0
4. Owen Daniels	227	0	227	0	0/0	0
5. Alfred Blue	99	99	0	0	0/0	0
6. Kevin Walter	77	0	77	0	0/0	0
7. DeAndre Hopkins	69	0	69	0	0/0	0
8 James Casey	64	0	49	0	0/16	0
9. DeVier Posey	47	0	47	0	0/0	0
10. Keshawn Martin	46	16	0	0	31/0	0

TEAM POSTSEASON RECORDS

WIN-LOSS RECORDS

OVERALL

Year	W	L	Pct.
2011	1	1	.500
2012	1	1	.500
2015	0	1	.000
Totals	2	3	.400

HOME

Year	W	L	Pct.
2011	1	0	1.000
2012	1	0	1.000
2015	0	1	.000
Totals	2	1	.667

ROAD

Year	W	L	Pct.
2011	0	1	.000
2012	0	1	.000
Totals	0	2	.000

SCORING

TOUCHDOWNS

MOST, SEASON

5 2011

FEWEST, SEASON

4 2012

MOST, GAME

4 vs. Cincinnati, 1/7/12 (WC)
3 at New England, 1/13/13 (Div)

MOST ALLOWED, SEASON

6 2012

MOST ALLOWED, GAME

5 at New England, 1/13/13 (Div)
3 vs. Kansas City, 1/9/16 (WC)

FEWEST ALLOWED, SEASON

3 2011, 2015

FEWEST ALLOWED, GAME

1 vs. Cincinnati, 1/5/13 (WC)
1 vs. Cincinnati, 1/7/12 (WC)

SCORING

MOST POINTS SCORED, SEASON

47 2012

MOST POINTS SCORED, GAME

31 vs. Cincinnati, 1/7/12 (WC)
28 at New England, 1/13/13 (Div)

FEWEST POINTS SCORED, SEASON

0 2015

FEWEST POINTS SCORED, GAME

0 vs. Kansas City, 1/9/16 (WC)
13 at Baltimore, 1/15/12 (Div)

MOST POINTS ALLOWED, SEASON

54 2012

MOST POINTS ALLOWED, GAME

41 at New England, 1/13/13 (Div)
30 vs. Kansas City, 1/9/16 (WC)

FEWEST POINTS ALLOWED, SEASON

30 2011, 2015

FEWEST POINTS ALLOWED, GAME

10 vs. Cincinnati, 1/7/12 (WC)
13 vs. Cincinnati, 1/5/13 (WC)

MOST POINTS, GAME, BOTH TEAMS

69 Texans 28 at New England 41, 1/13/13 (Div)
41 Texans 31 vs. Cincinnati 10, 1/7/12 (WC)

FEWEST POINTS, GAME, BOTH TEAMS

30 Texans 0 vs. Kansas City 30, 1/9/16 (WC)
32 Texans 19 vs. Cincinnati 13, 1/5/13 (WC)

MOST POINTS IN FIRST QUARTER

7 vs. Cincinnati, 1/7/12 (WC)
3 Three times, last at New England, 1/13/13 (Div)

MOST POINTS IN SECOND QUARTER

10 at New England, 1/13/13 (Div)
10 vs. Cincinnati, 1/7/12 (WC)
10 at Baltimore, 1/15/12 (Div)

MOST POINTS IN THIRD QUARTER

7 vs. Cincinnati, 1/5/13 (WC)
7 vs. Cincinnati, 1/7/12 (WC)

MOST POINTS IN FOURTH QUARTER

15 at New England, 1/13/13 (Div)
7 vs. Cincinnati, 1/7/12 (WC)

MOST POINTS IN FIRST QUARTER, OPPONENT

17 at Baltimore, 1/15/12 (Div)
7 3x, last vs. Kansas City, 1/9/16 (WC)

MOST POINTS IN SECOND QUARTER, OPPONENT

10 at New England, 1/13/13 (Div)
7 vs. Cincinnati, 1/5/13 (WC)

MOST POINTS IN THIRD QUARTER, OPPONENT

14 at New England, 1/13/13 (Div)
7 vs. Kansas City, 1/9/16 (WC)

MOST POINTS IN FOURTH QUARTER, OPPONENT

10 at New England, 1/13/13 (Div)
10 vs. Kansas City, 1/9/16 (WC)

MOST POINTS IN FIRST QUARTER, BOTH TEAMS

20 Texans 3 at Baltimore 17, 1/15/12 (Div)
14 Texans 7 vs. Cincinnati 7, 1/7/12 (WC)

MOST POINTS IN SECOND QUARTER, BOTH TEAMS

20 Texans 10 at New England 10, 1/13/13 (Div)
13 Texans 6 vs. Cincinnati 7, 1/5/13 (WC)
13 Texans 10 vs. Cincinnati 3, 1/7/12 (WC)

MOST POINTS IN THIRD QUARTER, BOTH TEAMS

14 Texans 0 at New England 14, 1/13/13 (Div)
10 Texans 7 vs. Cincinnati 3, 1/5/13 (WC)

MOST POINTS IN FOURTH QUARTER, BOTH TEAMS

25 Texans 15 at New England 10, 1/13/13 (Div)
10 Texans 0 vs. Kansas City 10, 1/9/16 (WC)

CONSECUTIVE GAMES SCORING A TOUCHDOWN

5 1/7/12 through 1/13/13

CONSECUTIVE GAMES SCORING

4 1/7/12 through 1/13/13

CONSECUTIVE QUARTERS HELD SCORELESS

4 1st through 4th quarter vs. Kansas City, 1/9/16 (WC)

CONSECUTIVE QUARTERS HELD SCORELESS, OPPONENTS

2 3rd and 4th quarters vs. Cincinnati, 1/7/12 (WC)
2 2nd and 3rd quarters at Baltimore, 1/15/12 (Div)

CONSECUTIVE QUARTERS HELD WITHOUT A TOUCHDOWN, OPPONENTS

3 2nd through 4th quarters at Baltimore, 1/15/12 (Div)
2 3rd and 4th quarters vs. Cincinnati, 1/5/13 (WC)

MOST POINTS BY HALF

FIRST HALF

17 vs. Cincinnati, 1/7/12 (WC)
13 at New England, 1/13/13 (Div)
13 at Baltimore, 1/15/12 (Div)

SECOND HALF

15 at New England, 1/13/13 (Div)
14 vs. Cincinnati, 1/7/12 (WC)

MOST POINTS BY HALF, OPPONENT

ALL-TIME POSTSEASON LEADERS

SCORING (CONT.)

FIRST HALF

17 at New England, 1/13/13 (Div)
17 at Baltimore, 1/15/12 (Div)
14 vs. Cincinnati, 1/7/12 (WC)

SECOND HALF

24 at New England, 1/13/13 (Div)
17 vs. Kansas City, 1/9/16 (WC)
6 vs. Cincinnati, 1/5/13 (WC)

MOST POINTS BY HALF, BOTH TEAMS

FIRST HALF

30 Texans 13 at New England 17, 1/13/13 (Div)
30 Texans 13 at Baltimore 17, 1/15/12 (Div)
27 Texans 17 vs. Cincinnati 10, 1/7/12 (WC)

SECOND HALF

39 Texans 15 at New England 24, 1/13/13 (Div)
16 Texans 10 vs. Cincinnati 6, 1/5/13 (WC)
17 Texans 0 vs. Kansas City 17, 1/9/16 (WC)

EXTRA POINTS

SEASON

5 2011
3 2012

GAME

4 vs. Cincinnati, 1/7/12 (WC)
2 at New England, 1/13/13 (Div)

SEASON, OPPONENT

6 2012
3 2015
2011

GAME, OPPONENT

5 at New England, 1/13/13 (Div)
3 vs. Kansas City, 1/9/16 (WC)

TWO-POINT CONVERSIONS

SEASON

1 2012

GAME

1 at New England, 1/13/13 (Div)

DEFENSIVE TOUCHDOWNS

SEASON

1 2011

GAME

1 vs. Cincinnati, 1/7/12 (WC)

GAME, OPPONENT

1 vs. Cincinnati, 1/5/13 (WC)

SCORING MARGIN

MARGIN OF VICTORY

21 vs. Cincinnati, 1/7/12 (WC)
6 vs. Cincinnati, 1/5/13 (WC)

MARGIN OF DEFEAT

30 vs. Kansas City, 1/9/16 (WC)
13 at New England, 1/13/13 (Div)

COMEBACK VICTORIES (POINTS BEHIND)

7 vs. Cincinnati, 1/7/12 (WC), down 7-0, 31-10 final
1 vs. Cincinnati, 1/5/13 (WC), down 7-6, 19-13 final

LARGEST DEFICIT OVERCOME

7 vs. Cincinnati, 1/7/12 (WC), down 7-0, 31-10 final
1 vs. Cincinnati, 1/5/13 (WC), down 7-6, 19-13 final

LARGEST LEAD BEFORE OPPONENT SCORES

6 vs. Cincinnati, 1/5/13 (WC)

LONGEST SCORING DRIVE (NET YARDS)

91 at Baltimore, 1/15/12 (Div), 12 plays, TD
83 vs. Cincinnati, 1/7/12 (WC), 9 plays, TD
79 at New England, 1/13/13 (Div), 11 plays, TD

LONGEST SCORING DRIVE (PLAYS)

13 vs. Cincinnati, 1/5/13 (WC), 76 yards, FG
13 vs. Cincinnati, 1/7/12 (WC), 59 yards, FG
12 at Baltimore, 1/15/12 (Div), 91 yards, TD
12 vs. Cincinnati, 1/5/13 (WC), 60 yards, FG

LONGEST SCORING DRIVE (TIME)

7:05 vs. Cincinnati, 1/5/13 (WC), 12 plays, 60 yards, FG
7:11 vs. Cincinnati, 1/5/13 (WC), 13 plays, 76 yards, FG
5:49 at Baltimore, 1/15/12 (Div), 12 plays, 91 yards, TD

SHORTEST SCORING DRIVE (YARDS)

3 at New England, 1/13/13 (Div), 4 plays, FG
20 vs. Cincinnati, 1/5/13 (WC), 8 plays, FG
20 at Baltimore, 1/15/12 (Div), 5 plays, FG

SHORTEST SCORING DRIVE (PLAYS)

3 vs. Cincinnati, 1/7/12 (WC), 45 yards, TD
4 at New England, 1/13/13 (Div), 3 yards, FG
5 at New England, 1/13/13 (Div), 25 yards, FG
5 at Baltimore, 1/15/12 (Div), 20 yards, FG

SHORTEST SCORING DRIVE (TIME)

0:24 at New England, 1/13/13 (Div), 5 plays, 25 yards, FG
1:03 at New England, 1/13/13 (Div), 4 plays, 3 yards, FG
1:46 vs. Cincinnati, 1/7/12 (WC), 3 plays, 45 yards, TD
2:36 at Baltimore, 1/15/12 (Div), 5 plays, 20 yards, FG

TOTAL OFFENSE

MOST NET YARDS GAINED, SEASON

845 2012

MOST NET YARDS GAINED, GAME

425 at New England, 1/13/13 (Div)
420 vs. Cincinnati, 1/5/13 (WC)

FEWEST NET YARDS GAINED, SEASON

226 2015

FEWEST NET YARDS GAINED, GAME

226 vs. Kansas City, 1/9/16 (WC)
315 at Baltimore, 1/15/12 (Div)

MOST NET YARDS ALLOWED, SEASON

655 2012

MOST NET YARDS ALLOWED, GAME

457 at New England, 1/13/13 (Div)
314 vs. Kansas City, 1/9/16 (WC)

FEWEST NET YARDS ALLOWED, SEASON

314 2015

FEWEST NET YARDS ALLOWED, GAME

198 vs. Cincinnati, 1/5/13 (WC)
227 at Baltimore, 1/15/12 (Div)

MOST NET YARDS GAINED, SEASON, BOTH TEAMS

1,500 2012

MOST NET YARDS GAINED, GAME, BOTH TEAMS

882 Texans 425 at New England 457, 1/13/13 (Div)
640 Texans 340 vs. Cincinnati 300, 1/7/12 (WC)

FEWEST NET YARDS GAINED, SEASON, BOTH TEAMS

540 2015

FEWEST NET YARDS GAINED, GAME, BOTH TEAMS

540 Texans 226 vs. Kansas City 314, 1/9/16 (WC)
542 Texans 315 at Baltimore 227, 1/15/12 (Div)

MOST NET YARDS GAINED, FIRST HALF

250 vs. Cincinnati, 1/5/13 (WC)
203 at New England, 1/13/13 (Div)

MOST NET YARDS GAINED, SECOND HALF

222 at New England, 1/13/13 (Div)
184 vs. Cincinnati, 1/7/12 (WC)

TEAM POSTSEASON RECORDS

TOTAL OFFENSE (CONT.)

FEWEST NET YARDS GAINED, FIRST HALF

123 vs. Kansas City, 1/9/16 (WC)

156 vs. Cincinnati, 1/7/12 (WC)

FEWEST NET YARDS GAINED, SECOND HALF

103 vs. Kansas City, 1/9/16 (WC)

119 at Baltimore, 1/15/12 (Div)

MOST NET YARDS ALLOWED, FIRST HALF

260 at New England, 1/13/13 (Div)

156 vs. Cincinnati, 1/7/12 (WC)

MOST NET YARDS ALLOWED, SECOND HALF

197 at New England, 1/13/13 (Div)

178 vs. Kansas City, 1/9/16 (WC)

FEWEST NET YARDS ALLOWED, FIRST HALF

53 vs. Cincinnati, 1/5/13 (WC)

118 at Baltimore, 1/15/12 (Div)

FEWEST NET YARDS ALLOWED, SECOND HALF

109 at Baltimore, 1/15/12 (Div)

144 vs. Cincinnati, 1/7/12 (WC)

MOST NET YARDS GAINED, FIRST QUARTER

112 vs. Cincinnati, 1/5/13 (WC)

93 vs. Cincinnati, 1/7/12 (WC)

MOST NET YARDS GAINED, SECOND QUARTER

138 vs. Cincinnati, 1/5/13 (WC)

131 at Baltimore, 1/15/12 (Div)

MOST NET YARDS GAINED, THIRD QUARTER

101 vs. Cincinnati, 1/5/13 (WC)

93 vs. Cincinnati, 1/7/12 (WC)

MOST NET YARDS GAINED, FOURTH QUARTER

150 at New England, 1/13/13 (Div)

91 vs. Cincinnati, 1/7/12 (WC)

FEWEST NET YARDS GAINED, FIRST QUARTER

35 vs. Kansas City, 1/9/16 (WC)

50 at Baltimore, 1/15/12 (Div)

FEWEST NET YARDS GAINED, SECOND QUARTER

63 vs. Cincinnati, 1/7/12 (WC)

88 vs. Kansas City, 1/9/16 (WC)

FEWEST NET YARDS GAINED, THIRD QUARTER

40 vs. Kansas City, 1/9/16 (WC)

57 at Baltimore, 1/15/12 (Div)

FEWEST NET YARDS GAINED, FOURTH QUARTER

63 vs. Kansas City, 1/9/16 (WC)

69 vs. Cincinnati, 1/5/13 (WC)

MOST NET YARDS ALLOWED, FIRST QUARTER

96 at New England, 1/13/13 (Div)

71 at Baltimore, 1/15/12 (Div)

MOST NET YARDS ALLOWED, SECOND QUARTER

164 at New England, 1/13/13 (Div)

87 vs. Cincinnati, 1/7/12 (WC)

MOST NET YARDS ALLOWED, THIRD QUARTER

151 vs. Kansas City, 1/9/16 (WC)

137 at New England, 1/13/13 (Div)

MOST NET YARDS ALLOWED, FOURTH QUARTER

80 vs. Cincinnati, 1/7/12 (WC)

74 vs. Cincinnati, 1/5/13 (WC)

FEWEST NET YARDS ALLOWED, FIRST QUARTER

19 vs. Cincinnati, 1/5/13 (WC)

52 vs. Kansas City, 1/9/16 (WC)

FEWEST NET YARDS ALLOWED, SECOND QUARTER

34 vs. Cincinnati, 1/5/13 (WC)

47 at Baltimore, 1/15/12 (Div)

FEWEST NET YARDS ALLOWED, THIRD QUARTER

64 vs. Cincinnati, 1/7/12 (WC)

65 at Baltimore, 1/15/12 (Div)

FEWEST NET YARDS ALLOWED, FOURTH QUARTER

27 vs. Kansas City, 1/9/16 (WC)

44 at Baltimore, 1/15/12 (Div)

RUSHING

RUSHING YARDS

SEASON

319 2011

GAME

188 vs. Cincinnati, 1/7/12 (WC)

158 vs. Cincinnati, 1/5/13 (WC)

FEWEST, SEASON

114 2015

FEWEST, GAME

91 at New England, 1/13/13 (Div)

114 vs. Kansas City, 1/9/16 (WC)

MOST ALLOWED, SEASON

202 2012

MOST ALLOWED, GAME

141 vs. Kansas City, 1/9/16 (WC)

122 at New England, 1/13/13 (Div)

FEWEST ALLOWED, SEASON

141 2015

FEWEST ALLOWED, GAME

76 vs. Cincinnati, 1/7/12 (WC)

80 vs. Cincinnati, 1/5/13 (WC)

SEASON, BOTH TEAMS

482 2011

GAME, BOTH TEAMS

264 Texans 188 vs. Cincinnati 76, 1/7/12 (WC)

255 Texans 114 vs. Kansas City 141, 1/9/16 (WC)

FEWEST, SEASON, BOTH TEAMS

255 2015

FEWEST, GAME, BOTH TEAMS

213 Texans 91 at New England 122, 1/13/13 (Div)

218 Texans 131 at Baltimore 87, 1/15/12 (Div)

ATTEMPTS

SEASON

63 2011

GAME

39 vs. Cincinnati, 1/5/13 (WC)

35 vs. Cincinnati, 1/7/12 (WC)

FEWEST, SEASON

62 2012

FEWEST, GAME

23 at New England, 1/13/13 (Div)

25 vs. Kansas City, 1/9/16 (WC)

SEASON, OPPONENT

50 2011

GAME, OPPONENT

37 vs. Kansas City, 1/9/16 (WC)

31 at Baltimore, 1/15/12 (Div)

FEWEST, SEASON, OPPONENT

37 2015

FEWEST, GAME, OPPONENT

16 vs. Cincinnati, 1/5/13 (WC)

19 vs. Cincinnati, 1/7/12 (WC)

RUSHING AVERAGE

SEASON

5.1 2011 (63-319)

GAME

5.4 vs. Cincinnati, 1/7/12 (WC) (35-188)

4.7 at Baltimore, 1/15/12 (Div) (28-131)

LOWEST, SEASON

4.0 2012 (62-249)

LOWEST, GAME

4.0 at New England, 1/13/13 (Div) (23-91)

4.1 vs. Cincinnati, 1/5/13 (WC) (39-158)

ALL-TIME POSTSEASON LEADERS

RUSHING (CONT.)

SEASON, OPPONENT

5.1 2012 (40-202)

GAME, OPPONENT

5.1 at New England, 1/13/13 (Div) (24-122)

5.0 vs. Cincinnati, 1/5/13 (WC) (16-80)

LOWEST, SEASON, OPPONENT

3.3 2011 (50-163)

LOWEST, GAME, OPPONENT

2.8 at Baltimore, 1/15/12 (Div) (31-87)

3.8 vs. Kansas City, 1/9/16 (WC) (37-141)

RUSHING TOUCHDOWNS

SEASON

3 2011

2 2012

GAME

2 vs. Cincinnati, 1/7/12 (WC)

1 at New England, 1/13/13 (Div)

1 vs. Cincinnati, 1/5/13 (WC)

1 at Baltimore, 1/15/12 (Div)

SEASON, OPPONENT

2 2012

1 2011, 2015

GAME, OPPONENT

2 at New England, 1/13/13 (Div)

1 vs. Kansas City, 1/9/16 (WC)

1 vs. Cincinnati, 1/7/12 (WC)

100-YARD RUSHING GAMES BY AN INDIVIDUAL

SEASON

2 2011

1 2012

SEASON, OPPONENT

None

CONSECUTIVE GAMES WITH A RUSHING TOUCHDOWN

TEXANS

4 vs. Cincinnati, 1/7/12 (WC) through at New England, 1/13/13 (Div)

OPPONENT

2 at New England 1/13/13 through, vs. Kansas City 1/9/16 (WC)

PASSING

NET YARDS PASSING

MOST, SEASON

596 2012

MOST, GAME

334 at New England, 1/13/13 (Div)

262 vs. Cincinnati, 1/5/13 (WC)

FEWEST, SEASON

112 2015

FEWEST, GAME

112 vs. Kansas City, 1/9/16 (WC)

152 vs. Cincinnati, 1/7/12 (WC)

MOST ALLOWED, SEASON

453 2012

MOST ALLOWED, GAME

335 at New England, 1/13/13 (Div)

224 vs. Cincinnati, 1/7/12 (WC)

FEWEST ALLOWED, SEASON

173 2015

FEWEST ALLOWED, GAME

118 vs. Cincinnati, 1/5/13 (WC)

140 at Baltimore, 1/15/12 (Div)

MOST, SEASON, BOTH TEAMS

1,049 2012

MOST, GAME, BOTH TEAMS

669 Texans 334 at New England 335, 1/13/13 (Div)

380 Texans 262 vs. Cincinnati 118, 1/5/13 (WC)

FEWEST, SEASON, BOTH TEAMS

285 2015

FEWEST, GAME, BOTH TEAMS

285 Texans 112 vs. Kansas City 173, 1/9/16 (WC)

324 Texans 184 at Baltimore 140, 1/15/12 (Div)

GROSS YARDS PASSING

MOST, SEASON

605 2012

MOST, GAME

343 at New England, 1/13/13 (Div)

262 vs. Cincinnati, 1/5/13 (WC)

FEWEST, SEASON

136 2015

FEWEST, GAME

136 vs. Kansas City, 1/9/16 (WC)

159 vs. Cincinnati, 1/7/12 (WC)

MOST ALLOWED, SEASON

471 2012

MOST ALLOWED, GAME

344 at New England, 1/13/13 (Div)

257 vs. Cincinnati, 1/7/12 (WC)

FEWEST ALLOWED, SEASON

190 2015

FEWEST ALLOWED, GAME

127 vs. Cincinnati, 1/5/13 (WC)

176 at Baltimore, 1/15/12 (Div)

PASS ATTEMPTS

MOST, SEASON

89 2012

MOST, GAME

51 at New England, 1/13/13 (Div)

38 vs. Cincinnati, 1/5/13 (WC)

FEWEST, SEASON

34 2015

FEWEST, GAME

20 vs. Cincinnati, 1/7/12 (WC)

34 vs. Kansas City, 1/9/16 (WC)

MOST, SEASON, OPPONENT

70 2012

MOST, GAME, OPPONENT

42 vs. Cincinnati, 1/7/12 (WC)

40 at New England, 1/13/13 (Div)

FEWEST, SEASON, OPPONENT

22 2015

FEWEST, GAME, OPPONENT

22 vs. Kansas City, 1/9/16 (WC)

27 at Baltimore, 1/15/12 (Div)

PASS COMPLETIONS

MOST, SEASON

63 2012

MOST, GAME

34 at New England, 1/13/13 (Div)

29 vs. Cincinnati, 1/5/13 (WC)

FEWEST, SEASON

15 2015

FEWEST, GAME

11 vs. Cincinnati, 1/7/12 (WC)

15 vs. Kansas City, 1/9/16 (WC)

MOST, SEASON, OPPONENT

41 2011

MOST, GAME, OPPONENT

27 vs. Cincinnati, 1/7/12 (WC)

25 at New England, 1/13/13 (Div)

TEAM POSTSEASON RECORDS

PASSING (CONT.)

FEWEST, SEASON, OPPONENT

17 2015

FEWEST, GAME, OPPONENT

14 vs. Cincinnati, 1/5/13 (WC)
14 at Baltimore, 1/15/12 (Div)

TOUCHDOWN PASSES

MOST, SEASON

2 2012
1 2011

MOST, GAME

2 at New England, 1/13/13 (Div)
1 vs. Cincinnati, 1/7/12 (WC)

MOST, SEASON, OPPONENT

3 2012
2 2011

MOST, GAME, OPPONENT

3 at New England, 1/13/13 (Div)
2 at Baltimore, 1/15/12 (Div)

CONSECUTIVE GAMES WITH A PASSING TOUCHDOWN

TEXANS

None

OPPONENT

at New England 1/13/13 through, vs. Kansas City 1/9/16 (WC)

FIRST DOWNS

MOST, SEASON

49 2012

MOST, GAME

25 at New England, 1/13/13 (Div)
24 vs. Cincinnati, 1/5/13 (WC)

FEWEST, SEASON

14 2015

FEWEST, GAME

14 vs. Kansas City, 1/9/16 (WC)
16 at Baltimore, 1/15/12 (Div)

MOST ALLOWED, SEASON

36 2012

MOST ALLOWED, GAME

24 at New England, 1/13/13 (Div)
21 vs. Cincinnati, 1/7/12 (WC)

FEWEST ALLOWED, SEASON

18 2015

FEWEST ALLOWED, GAME

11 at Baltimore, 1/15/12 (Div)
12 vs. Cincinnati, 1/5/13 (WC)

MOST, SEASON, BOTH TEAMS

85 2012

MOST, GAME, BOTH TEAMS

49 Texans 25 at New England 24, 1/13/13 (Div)
40 Texans 19 vs. Cincinnati 21, 1/7/12 (WC)

FEWEST, SEASON, BOTH TEAMS

32 2015

FEWEST, GAME, BOTH TEAMS

27 Texans 16 at Baltimore 11, 1/15/12 (Div)
32 Texans 14 vs. Kansas City 18, 1/9/16 (WC)

RUSHING FIRST DOWNS

MOST, SEASON

14 2011

MOST, GAME

9 vs. Cincinnati, 1/7/12 (WC)
8 vs. Cincinnati, 1/5/13 (WC)

FEWEST, SEASON

3 2015

FEWEST, GAME

3 vs. Kansas City, 1/9/16 (WC)

MOST, SEASON, OPPONENT

13 2012

MOST, GAME, OPPONENT

8 vs. Kansas City, 1/9/16 (WC)
8 at New England, 1/13/13 (Div)
8 vs. Cincinnati, 1/7/12 (WC)

FEWEST, SEASON, OPPONENT

8 2015

FEWEST, GAME, OPPONENT

2 at Baltimore, 1/15/12 (Div)
5 vs. Cincinnati, 1/5/13 (WC)

PASSING FIRST DOWNS

MOST, SEASON

32 2012

MOST, GAME

19 at New England, 1/13/13 (Div)
13 vs. Cincinnati, 1/5/13 (WC)

FEWEST, SEASON

10 2015

FEWEST, GAME

9 vs. Cincinnati, 1/7/12 (WC)
10 vs. Kansas City, 1/9/16 (WC)

MOST, SEASON, OPPONENT

20 2012
20 2011

MOST, GAME, OPPONENT

15 at New England, 1/13/13 (Div)
11 vs. Cincinnati, 1/7/12 (WC)

FEWEST, SEASON, OPPONENT

8 2015
20 2011, 2012

FEWEST, GAME, OPPONENT

5 vs. Cincinnati, 1/5/13 (WC)
8 vs. Kansas City, 1/9/16 (WC)

FIRST DOWNS BY PENALTY

MOST, SEASON

4 2012

MOST, GAME

3 vs. Cincinnati, 1/5/13 (WC)
1 Three times, last vs. Kansas City, 1/9/16 (WC)

FEWEST, SEASON

1 2011, 2015

FEWEST, GAME

0 at Baltimore, 1/15/12 (Div)
1 Three times, last vs. Kansas City, 1/9/16 (WC)

MOST, SEASON, OPPONENT

3 2012

MOST, GAME, OPPONENT

2 vs. Kansas City, 1/9/16 (WC)
2 vs. Cincinnati, 1/5/13 (WC)
2 vs. Cincinnati, 1/7/12 (WC)

FEWEST, SEASON, OPPONENT

2 2011, 2015

FEWEST, GAME, OPPONENT

0 at Baltimore, 1/15/12 (Div)
1 at New England, 1/13/13 (Div)

ALL-TIME POSTSEASON LEADERS

FIELD GOALS

MOST, SEASON
6 2012

FEWEST, SEASON
0 2015

MOST ATTEMPTED, SEASON
6 2012

FEWEST ATTEMPTED, SEASON
0 2015

MOST ATTEMPTED, GAME
4 vs. Cincinnati, 1/5/13 (WC)
3 at Baltimore, 1/15/12 (Div)

MOST CONVERTED, GAME
4 vs. Cincinnati, 1/5/13 (WC)
2 at New England, 1/13/13 (Div)
2 at Baltimore, 1/15/12 (Div)

CONSECUTIVE GAMES SCORING FIELD GOALS
3 1/7/11 – 1/5/13

MOST FIELD GOALS MADE, SEASON, OPPONENT
4 2012

FEWEST FIELD GOALS MADE, SEASON, OPPONENT
3 2011, 2015

MOST FIELD GOALS ATTEMPTED, SEASON, OPPONENT
4 2011, 2012

FEWEST FIELD GOALS ATTEMPTED, SEASON, OPPONENT
3 2015

MOST FIELD GOALS ATTEMPTED, GAME, OPPONENT
3 vs. Kansas City, 1/9/16 (WC)
2 Four times, last at New England, 1/13/13 (Div)

MOST FIELD GOALS CONVERTED, GAME, OPPONENT
3 vs. Kansas City, 1/9/16 (WC)
2 Three times, last at New England, 1/13/13 (Div)

MOST FIELD GOALS CONVERTED, GAME, BOTH TEAMS
6 Texans 4 vs. Cincinnati 2, 1/5/13 (WC)
4 Texans 2 at New England 2, 1/13/13 (Div)
4 Texans 2 at Baltimore 2, 1/15/12 (Div)

PUNTING

MOST, SEASON
10 2011

MOST, GAME
5 Four times, last vs. Kansas City, 1/9/16 (WC)

FEWEST, SEASON
5 2015

FEWEST, GAME
3 vs. Cincinnati, 1/5/13 (WC)

MOST YARDS, SEASON
451 2011

MOST YARDS, GAME
251 vs. Cincinnati, 1/7/12 (WC)
228 vs. Kansas City, 1/9/16 (WC)

FEWEST YARDS, SEASON
228 2015

FEWEST YARDS, GAME
126 vs. Cincinnati, 1/5/13 (WC)
182 at New England, 1/13/13 (Div)

MOST PUNTS, SEASON, OPPONENT
12 2011

MOST PUNTS, GAME, OPPONENT
9 at Baltimore, 1/15/12 (Div)
5 at New England, 1/13/13 (Div)
5 vs. Cincinnati, 1/5/13 (WC)

FEWEST PUNTS, SEASON, OPPONENT
4 2015

FEWEST PUNTS, GAME, OPPONENT
3 vs. Cincinnati, 1/7/12 (WC)

MOST YARDS, SEASON, OPPONENT
589 2011

MOST YARDS, GAME, OPPONENT
444 at Baltimore, 1/15/12 (Div)
264 at New England, 1/13/13 (Div)

FEWEST PUNTING YARDS, SEASON, OPPONENT
181 2015

FEWEST PUNTING YARDS, GAME, OPPONENT
145 vs. Cincinnati, 1/7/12 (WC)
181 vs. Kansas City, 1/9/16 (WC)

MOST PUNTS, SEASON, BOTH TEAMS
22 2011

MOST PUNTS, GAME, BOTH TEAMS
14 Texans 5 at Baltimore 9, 1/15/12 (Div)
10 Texans 5 at New England 5, 1/13/13 (Div)

FEWEST PUNTS, SEASON, BOTH TEAMS
9 2015

FEWEST PUNTS, GAME, BOTH TEAMS
8 Texans 3 vs. Cincinnati 5, 1/5/13 (WC)
8 Texans 5 vs. Cincinnati 3, 1/7/12 (WC)

HIGHEST PUNTING AVERAGE, SEASON
45.6 2015, 5 punts

LOWEST PUNTING AVERAGE, SEASON
38.5 2012, 5 punts

HIGHEST PUNTING AVERAGE, GAME
(MINIMUM 4 PUNTS)
50.2 vs. Cincinnati, 1/7/12 (WC), 5 punts
45.6 vs. Kansas City, 1/9/16 (WC), 5 punts

HIGHEST PUNTING AVERAGE, SEASON, OPPONENT
49.7 2012, 10 punts

HIGHEST PUNTING AVERAGE, GAME, OPPONENT
(MINIMUM 4 PUNTS)
52.8 at New England, 1/13/13 (Div), 5 punts
49.3 at Baltimore, 1/15/12 (Div), 9 punts

LOWEST PUNTING AVERAGE, SEASON, OPPONENT
45.3 2015, 4 punts

LOWEST PUNTING AVERAGE, GAME, OPPONENT (MINIMUM 4 PUNTS)
45.3 vs. Kansas City, 1/9/16 (WC), 4 punts
46.6 vs. Cincinnati, 1/5/13 (WC), 5 punts
49.3 at Baltimore, 1/15/12 (Div), 9 punts

TEAM POSTSEASON RECORDS

PUNT RETURNS

MOST, SEASON

9 2011

MOST, GAME

6 at Baltimore, 1/15/12 (Div)
3 at New England, 1/13/13 (Div)
3 vs. Cincinnati, 1/7/12 (WC)

FEWEST, SEASON

0 2015

FEWEST, GAME

0 vs. Kansas City, 1/9/16 (WC)

MOST YARDS, SEASON

31 2012

MOST YARDS, GAME

17 at New England, 1/13/13 (Div)
14 vs. Cincinnati, 1/5/13 (WC)

FEWEST YARDS, SEASON

0 2015

FEWEST YARDS, GAME

0 vs. Kansas City, 1/9/16 (WC)
4 at Baltimore, 1/15/12 (Div)

HIGHEST AVERAGE, SEASON

6.2 2012 (5-31)

HIGHEST AVERAGE, GAME (MINIMUM 4 RETURNS)

0.7 at Baltimore, 1/15/12 (Div)

LOWEST AVERAGE, SEASON

0 2015 (0-0)

LOWEST AVERAGE, GAME (MINIMUM 4 RETURNS)

0.7 at Baltimore, 1/15/12 (Div)

MOST RETURNS, SEASON, OPPONENT

4 2012, 2015

MOST RETURNS, GAME, OPPONENT

4 vs. Kansas City, 1/9/16 (WC)

FEWEST PUNT RETURNS, SEASON, OPPONENT

3 2011

FEWEST PUNT RETURNS, GAME, OPPONENT

0 at Baltimore, 1/15/12 (Div)
1 at New England, 1/13/13 (Div)

MOST PUNT RETURN YARDS, SEASON, OPPONENT

34 2015

MOST PUNT RETURN YARDS, GAME, OPPONENT

34 vs. Kansas City, 1/9/16 (WC)
20 vs. Cincinnati, 1/7/12 (WC)

FEWEST PUNT RETURN YARDS, SEASON, OPPONENT

12 2012

FEWEST PUNT RETURN YARDS, GAME, OPPONENT

0 at New England, 1/13/13 (Div)
0 at Baltimore, 1/15/12 (Div)

HIGHEST PUNT RETURN AVERAGE, SEASON, OPPONENT

8.5 2015 (4-34)

HIGHEST PUNT RETURN AVERAGE, GAME, OPPONENT (MINIMUM 4 RETURNS)

8.5 vs. Kansas City, 1/9/16 (WC)

LOWEST PUNT RETURN AVERAGE, SEASON, OPPONENT

3.0 2012 (4-12)

LOWEST PUNT RETURN AVERAGE, GAME, OPPONENT (MINIMUM 4 RETURNS)

8.5 vs. Kansas City, 1/9/16 (WC)

MOST TOUCHDOWNS, PUNT RETURNS

None

MOST TOUCHDOWNS, PUNT RETURNS, OPPONENT

None

KICKOFF RETURNS

MOST, SEASON

7 2012

MOST, GAME

5 at New England, 1/13/13 (Div)
4 at Baltimore, 1/15/12 (Div)

FEWEST, SEASON

0 2015

FEWEST, GAME

0 vs. Kansas City, 1/9/16 (WC)
0 vs. Cincinnati, 1/7/12 (WC)

MOST YARDS, SEASON

277 2012

MOST YARDS, GAME

230 at New England, 1/13/13 (Div)
133 at Baltimore, 1/15/12 (Div)

FEWEST YARDS, SEASON

0 2015

FEWEST YARDS, GAME

0 vs. Kansas City, 1/9/16 (WC)
0 vs. Cincinnati, 1/7/12 (WC)

HIGHEST AVERAGE, SEASON

39.6 2012 (7-277)

HIGHEST AVERAGE, GAME (MINIMUM 4 RETURNS)

46.0 at New England, 1/13/13 (Div) (5-230)

LOWEST AVERAGE, SEASON

0.0 2015 (0-0)

LOWEST AVERAGE, GAME (MINIMUM 4 RETURNS)

33.3 at Baltimore, 1/15/12 (Div) (4-133)

MOST RETURNS, SEASON, OPPONENT

10 2012

MOST RETURNS, GAME, OPPONENT

6 vs. Cincinnati, 1/5/13 (WC)

3 at New England, 1/13/13 (Div)

FEWEST RETURNS, SEASON, OPPONENT

1 2015

FEWEST RETURNS, GAME, OPPONENT

1 vs. Kansas City, 1/9/16 (WC)

1 vs. Cincinnati, 1/7/12 (WC)

1 at Baltimore, 1/15/12 (Div)

MOST RETURN YARDS, SEASON, OPPONENT

207 2012

MOST RETURN YARDS, GAME, OPPONENT

156 vs. Cincinnati, 1/5/13 (WC)

106 vs. Kansas City, 1/9/16 (WC)

FEWEST RETURN YARDS, SEASON, OPPONENT

47 2011

FEWEST RETURN YARDS, GAME, OPPONENT

22 vs. Cincinnati, 1/7/12 (WC)

25 at Baltimore, 1/15/12 (Div)

HIGHEST RETURN AVERAGE, SEASON, OPPONENT

106.0 2015 (1-106)

HIGHEST RETURN AVERAGE, GAME, OPPONENT (MINIMUM 4 RETURNS)

26.0 vs. Cincinnati, 1/5/13 (WC) (6-156)

LOWEST RETURN AVERAGE, SEASON, OPPONENT

23.0 2012 (9-207)

LOWEST RETURN AVERAGE, GAME, OPPONENT (MINIMUM 4 RETURNS)

26.0 vs. Cincinnati, 1/5/13 (WC) (6-156)

MOST TOUCHDOWNS, KICKOFF RETURNS, SEASON

None

MOST TOUCHDOWNS, KICKOFF RETURNS, GAME

None

MOST TOUCHDOWNS, KICKOFF RETURNS, SEASON, OPPONENT

1 2015

MOST TOUCHDOWNS, KICKOFF RETURNS, GAME, OPPONENT

1 Knile Davis, 106 yards vs. Kansas City, 1/9/16 (WC)

ALL-TIME POSTSEASON LEADERS

FUMBLES

MOST FUMBLES, SEASON

3 2011

MOST FUMBLES, GAME

3 at Baltimore, 1/15/12 (Div)
2 vs. Kansas City, 1/9/16 (WC)

FEWEST FUMBLES, SEASON

1 2012

FEWEST FUMBLES, GAME

0 vs. Cincinnati, 1/5/13 (WC)
0 vs. Cincinnati, 1/7/12 (WC)

MOST FUMBLES LOST, SEASON

1 2011, 2015

MOST FUMBLES LOST, GAME

1 vs. Kansas City, 1/9/16 (WC)
1 at Baltimore, 1/15/12 (Div)

FEWEST FUMBLES LOST, SEASON

0 2012

FEWEST FUMBLES LOST, GAME

0 Three times, last at New England, 1/13/13 (Div)

MOST TOUCHDOWNS, FUMBLE RECOVERY, SEASON

None

MOST TOUCHDOWNS, FUMBLE RECOVERY, GAME

None

MOST FUMBLES, SEASON, OPPONENT

4 2011

MOST FUMBLES, GAME, OPPONENT

3 at Baltimore, 1/15/12 (Div)
1 vs. Cincinnati, 1/5/13 (WC)
1 vs. Cincinnati, 1/7/12 (WC)

FEWEST FUMBLES, SEASON, OPPONENT

0 2012, 2015

FEWEST FUMBLES, GAME, OPPONENT

0 vs. Kansas City, 1/9/16 (WC)
0 at New England, 1/13/13 (Div)

MOST FUMBLES LOST, SEASON, OPPONENT

None

INTERCEPTIONS

MOST INTERCEPTIONS THROWN, SEASON

4 2015

MOST INTERCEPTIONS THROWN, GAME

4 vs. Kansas City, 1/9/16 (WC)
3 at Baltimore, 1/15/12 (Div)

FEWEST INTERCEPTIONS THROWN, SEASON

2 2012

FEWEST INTERCEPTIONS THROWN, GAME

0 vs. Cincinnati, 1/7/12 (WC)
1 at New England, 1/13/13 (Div)
1 vs. Cincinnati, 1/5/13 (WC)

MOST INTERCEPTIONS THROWN, SEASON, OPPONENT

3 2011

MOST INTERCEPTIONS THROWN, GAME, OPPONENT

3 vs. Cincinnati, 1/7/12 (WC)
1 vs. Kansas City, 1/9/16 (WC)
1 vs. Cincinnati, 1/5/13 (WC)

FEWEST INTERCEPTIONS THROWN, SEASON, OPPONENT

1 2012, 2015

FEWEST INTERCEPTIONS THROWN, GAME, OPPONENT

0 at New England, 1/13/13 (Div)
0 at Baltimore, 1/15/12 (Div)

MOST INTERCEPTION RETURN YARDS, SEASON

28 2011

MOST INTERCEPTION RETURN YARDS, GAME

28 vs. Cincinnati, 1/7/12 (WC)
14 vs. Cincinnati, 1/5/13 (WC)

INTERCEPTIONS RETURNED FOR TOUCHDOWNS, SEASON

1 2011

INTERCEPTIONS RETURNED FOR TOUCHDOWNS, GAME

1 vs. Cincinnati, 1/7/12 (WC)

INTERCEPTIONS RETURNED FOR TOUCHDOWNS, SEASON, OPPONENT

1 2012

INTERCEPTIONS RETURNED FOR TOUCHDOWNS, GAME, OPPONENT

1 vs. Cincinnati, 1/5/13 (WC)

MOST INTERCEPTION RETURN YARDS, SEASON, OPPONENT

35 2015

MOST INTERCEPTION RETURN YARDS, GAME, OPPONENT

35 vs. Kansas City, 1/9/16 (WC)
21 vs. Cincinnati, 1/5/13 (WC)
6 at New England, 1/13/13 (Div)

TOTAL TURNOVERS

MOST GIVEAWAYS, SEASON

5 2015 (4 interceptions, 1 fumble)

FEWEST GIVEAWAYS, SEASON

3 2012 (3 interceptions)

MOST GIVEAWAYS, GAME

5 vs. Kansas City, 1/9/16 (WC) (4 interceptions, 1 fumble)
4 at Baltimore, 1/15/12 (Div) (3 interceptions, 1 fumble)
1 at New England, 1/13/13 (Div) (1 interception)
1 vs. Cincinnati, 1/5/13 (WC) (1 interception)

FEWEST GIVEAWAYS, GAME

0 vs. Cincinnati, 1/7/12 (WC)
1 at New England, 1/13/13 (Div) (1 interception)
1 vs. Cincinnati, 1/5/13 (WC) (1 interception)

MOST TAKEAWAYS, SEASON

3 2011 (3 interceptions)

FEWEST TAKEAWAYS, SEASON

1 2015 (1 interception)
1 2012 (1 interception)

MOST TAKEAWAYS, GAME

3 vs. Cincinnati, 1/7/12 (WC) (3 interceptions)
1 vs. Cincinnati, 1/5/13 (WC) (1 interception)
1 vs. Kansas City, 1/9/16 (WC) (1 interception)

FEWEST TAKEAWAYS, GAME

0 at New England, 1/13/13 (Div)
0 at Baltimore, 1/15/12 (Div)

SACKS

MOST SACKS, SEASON

9 2011

MOST SACKS, GAME

5 at Baltimore, 1/15/12 (Div)
4 vs. Cincinnati, 1/7/12 (WC)

FEWEST SACKS, SEASON

3 2012, 2015

FEWEST SACKS, GAME

1 at New England, 1/13/13 (Div)
2 vs. Cincinnati, 1/5/13 (WC)

MOST SACKS, SEASON, OPPONENT

3 2015

MOST SACKS, GAME, OPPONENT

3 vs. Kansas City, 1/9/16 (WC)
2 vs. Cincinnati, 1/7/12 (WC)

FEWEST SACKS, SEASON, OPPONENT

1 2012

FEWEST SACKS, GAME

0 vs. Cincinnati, 1/5/13 (WC)
0 at Baltimore, 1/15/12 (Div)

TEAM POSTSEASON RECORDS

SAFETIES

SEASON

None

SEASON, OPPONENTS

None

GAME

None

GAME, OPPONENT

None

PENALTIES

MOST PENALTIES, SEASON

10 2012

MOST PENALTIES, GAME

7 vs. Cincinnati, 1/5/13 (WC)

5 vs. Cincinnati, 1/7/12 (WC)

FEWEST PENALTIES, SEASON

4 2015

FEWEST PENALTIES, GAME

3 at New England, 1/13/13 (Div)

3 at Baltimore, 1/15/12 (Div)

MOST YARDS PENALIZED, SEASON

107 2011

MOST YARDS PENALIZED, GAME

87 vs. Cincinnati, 1/7/12 (WC)

55 vs. Cincinnati, 1/5/13 (WC)

FEWEST YARDS PENALIZED, SEASON

29 2015

FEWEST YARDS PENALIZED, GAME

20 at New England, 1/13/13 (Div)

20 at Baltimore, 1/15/12 (Div)

MOST PENALTIES, SEASON, OPPONENT

10 2012

MOST PENALTIES, GAME, OPPONENT

5 at New England, 1/13/13 (Div)

5 vs. Cincinnati, 1/5/13 (WC)

5 vs. Kansas City, 1/9/16 (WC)

FEWEST PENALTIES, SEASON, OPPONENT

3 2011

FEWEST PENALTIES, GAME, OPPONENT

3 vs. Cincinnati, 1/7/12 (WC)

0 at Baltimore, 1/15/12 (Div)

MOST YARDS PENALIZED, SEASON, OPPONENT

107 2012

MOST YARDS PENALIZED, GAME, OPPONENT

56 at New England, 1/13/13 (Div)

52 vs. Kansas City, 1/9/16 (WC)

FEWEST YARDS PENALIZED, SEASON, OPPONENT

25 2011

FEWEST YARDS PENALIZED, GAME, OPPONENT

0 at Baltimore, 1/15/12 (Div)

25 vs. Cincinnati, 1/7/12 (WC)

MOST PENALTIES, SEASON, BOTH TEAMS

20 2012

MOST PENALTIES, GAME, BOTH TEAMS

12 Texans 7 vs. Cincinnati 5, 1/5/13 (WC)

9 Texans 4 vs. Kansas City 5, 1/9/16 (WC)

FEWEST PENALTIES, SEASON, BOTH TEAMS

9 2015

FEWEST PENALTIES, GAME, BOTH TEAMS

3 Texans 3 at Baltimore 0, 1/15/12 (Div)

8 Texans 3 at New England 5, 1/13/13 (Div)

8 Texans 5 vs. Cincinnati 3, 1/7/12 (WC)

MOST YARDS PENALIZED, SEASON, BOTH TEAMS

182 2012

MOST YARDS PENALIZED, GAME, BOTH TEAMS

112 Texans 87 vs. Cincinnati 25, 1/7/12 (WC)

106 Texans 55 vs. Cincinnati 51, 1/5/13 (WC)

FEWEST YARDS PENALIZED, SEASON, BOTH TEAMS

81 2015

FEWEST YARDS PENALIZED, GAME, BOTH TEAMS

20 Texans 20 at Baltimore 0, 1/15/12 (Div)

76 Texans 20 at New England 56, 1/13/13 (Div)

ATTENDANCE

HOME GAMES

71,800 vs. Kansas City, 1/9/16 (WC)

71,738 vs. Cincinnati, 1/5/13 (WC)

71,725 vs. Cincinnati, 1/7/12 (WC)

AWAY GAMES

71,547 at Baltimore, 1/15/12 (Div)

68,756 at New England, 1/13/13 (Div)