

Passion. Connected.
하나된 열정



Official Results Book

Snowboard

스노보드



Version history

Version	Date	Created by	Comments
1.0	24/02/2018	Erick Zuchini (VRM) Minji Kim (DVRM)	First Version

Table of Contents

Version History

Table of Contents and Bookmarks

Competition Format and Rules

Medallists by Event

Competition Officials

Competition Schedule

Number of Entries by NOC

Entry List by NOC

Parallel Giant Slalom

Ladies

Start List (Parallel Giant Slalom - Qualification Run)

Results (Parallel Giant Slalom - Qualification)

Brackets (Parallel Giant Slalom)

Results (Parallel Giant Slalom)

Tie-Breaking Protocol (Parallel Giant Slalom)

Men

Start List (Parallel Giant Slalom - Qualification Run)

Results (Parallel Giant Slalom - Qualification)

Brackets (Parallel Giant Slalom)

Results (Parallel Giant Slalom)

Tie-Breaking Protocol (Parallel Giant Slalom)

Official Communication

Halfpipe

Ladies

Start List (Halfpipe - Qualification)

Results (Halfpipe - Qualification)

Results (Halfpipe)

Men

Start List (Halfpipe - Qualification)

Results (Halfpipe - Qualification)

Results (Halfpipe)

Snowboard Cross

Ladies

Start List (Snowboard Cross - Seeding/Qualification Run 1)

Results (Snowboard Cross - Seeding/Qualification)

Race Analysis (Snowboard Cross - Seeding/Qualification

Brackets (Snowboard Cross)

Results (Snowboard Cross)

Lane Choice Analysis (Snowboard Cross)

Tie-Breaking Protocol (Snowboard Cross)

Men

Start List (Snowboard Cross - Seeding/Qualification Run 1)

Results (Snowboard Cross - Seeding/Qualification)

Race Analysis (Snowboard Cross - Seeding/Qualification

Brackets (Snowboard Cross)

Results (Snowboard Cross)

Lane Choice Analysis (Snowboard Cross)

Tie-Breaking Protocol (Snowboard Cross)

Slopestyle

Ladies

Start List (Slopestyle - Qualification)

Results (Slopestyle - Qualification)

Race Analysis (Slopestyle - Qualification)

Results (Slopestyle)

Race Analysis (Slopestyle - Final)

Official Communication

Men

Start List (Slopestyle - Qualification)

Results (Slopestyle - Qualification)

Race Analysis (Slopestyle - Qualification)

Results (Slopestyle)

Race Analysis (Slopestyle - Final)

Official Communication

Big Air

Ladies

[Start List \(Big Air - Qualification\)](#)

[Results \(Big Air - Qualification\)](#)

[Results \(Big Air\)](#)

Men

[Start List \(Big Air - Qualification\)](#)

[Results \(Big Air - Qualification\)](#)

[Results \(Big Air\)](#)



Phoenix Snow Park
휘닉스 스노 파크
Parc de neige Phoenix

Snowboard
스노보드 / Snowboard



COMPETITION FORMAT AND RULES

SNOWBOARD

As of January 2018

OLYMPIC COMPETITION FORMAT

There are 10 snowboard events at the PyeongChang 2018 Olympic Winter Games:

Parallel giant slalom, snowboard cross, halfpipe, slopestyle and big air for ladies and men.

In all FIS (International Ski Federation) events the competitors must wear helmets.

PARALLEL GIANT SLALOM

Both ladies and men compete in the parallel giant slalom events, comprising qualification and final phases.

The qualification will take place on parallel courses. These courses are the same as, or similar to, the parallel finals courses, in terms of the number of gates, fall line, gate distance and angle of inclination.

The qualification consists of two runs: the qualification run (first run) and the elimination run (second run). In the qualification run, all competitors are sorted according to their FIS points rank (with a random draw for the top 16). Competitors with uneven numbers run on the red course (facing the hill, right course), even numbers run on the blue course.

All qualified competitors (those with a valid time registered) from the qualification run start in the elimination run. They start on the opposite course in reverse order of their rank. The top-16 ranked competitors (according to the combined time of the two runs) qualify for the finals.

Competitors with Did Not Start (DNS), Did Not Finish (DNF) or Disqualified (DSQ) in the qualification run may decide not to start in the elimination run. All DSQ and DNF competitors in the elimination run are ranked after the competitors with two valid runs.

The finals consist of two competitors riding side by side down the courses. The setting of the courses, configuration of the ground and preparation of the snow are to be as nearly identical as possible (vertical drop is 120 metres to 200m).

Finals heats consist of a direct knockout format: the best qualified competitor can choose their lane at the start, the first to cross the finish line wins the heat.

Or (back-up format):

Parallel finals heats consist of two runs. The competitors change courses for the second run (red or blue course). The loser of the first run starts with a time delay, which corresponds to their time behind from the first run. The delay is limited to a "penalty time" of 4% of the best qualifications time, up to a maximum of 1.5 seconds.

A competitor who did not start, did not finish or was disqualified in the first run starts the second run with the penalty time delay. Competitors with DNS, DNF and DSQ in the first run may start in the second run with the penalty time. If both competitors have DNF, the winner will be the competitor who passed more gates.

If both competitors do not start in the second run, the competitor who won the first run advances automatically. If they were tied in the first run, the competitor with the fastest qualification time will advance to the next phase.

Parallel finals consist of 1/8 finals (eight pairs), quarterfinals (four pairs), semifinals (two pairs) and finals (two pairs): a small and big final (bronze and gold medal rounds).

The winners of the 1/8 final heats qualify for the quarterfinals. The losers of the 1/8 final heats are ranked ninth to 16th, according to their qualification times.

The winners of the quarterfinals qualify for the semifinals. The losers of the quarterfinals are ranked fifth to eighth, according to their qualification times.

The winners of the semifinals qualify for the big final (gold and silver medal). The losers of the semifinals qualify for the small final (bronze medal).

It is possible that the 1/8 finals or the quarterfinals could start with fewer than 16 competitors, because of injuries or other factors.

Alternate format:

In the unlikely case the parallel giant slalom event cannot be conducted on two almost equal courses in the direct knockout (single-run) format, the two-run format can be used.

DIFFERENCES BETWEEN THE FIS WORLD CHAMPIONSHIPS AND THE OLYMPIC WINTER GAMES

While the snowboard events at the Olympic Winter Games are limited to parallel giant slalom, snowboard cross, halfpipe, slopestyle and big air, the sport programme for the FIS world championships also includes parallel slalom and snowboard cross team.

CHANGES SINCE THE SOCHI 2014 OLYMPIC WINTER GAMES

Parallel slalom has been removed from the programme.

SPORT RULES AND PROCEDURES

Starting order - qualification:

A manual or computerised random draw is conducted for the top-16 competitors from the current FIS seeding list. The remaining competitors will start according to their current FIS seeding (reflects World Cup or FIS rank, whichever is better).

Starting order - parallel finals:

The pairs for the parallel finals will be set based on the rank of the top-16 competitors obtained during qualifications (first versus 16th, second versus 15th, etc).

Ranking and tie-break rules

Ranking in a heat of the parallel finals:

The first competitor to cross the finish line in the second run is the winner of the heat.

Final ranking:

The top 16 competitors are ranked according to their success in the final heats. The remaining competitors are ranked according to the qualification results.

Ties in qualification:

- If two or more competitors are tied after two qualification runs, the competitor with the faster qualification run will receive the better rank.
- If any ties still remain, tied competitors will be ranked according to their rank in the current FIS seeding List.

Ties in finals:

- If two or more competitors are tied or disqualified at the same gate, the competitor with the better rank from qualification will receive the better rank.
- If any ties still remain, competitors will be ranked according to their rank in the current FIS seeding list.
- Medal phase: ties will not be broken. Tied competitors will receive the same medal and be listed in order of their rank in qualification or if the phase was not completed, in order of their rank in the current FIS seeding list.

Penalties/disqualification rules

The possible penalties are DNS for no show, DNF for did not finish, DQB or DSQ, for disqualified for unsportsmanlike behaviour or disqualified for not respecting discipline or interfering with the competitor on the other course.

Protests/appeals

A protest must be made in writing to the jury within 15 minutes of the end of the qualification or final phases.



Phoenix Snow Park
휘닉스 스노 파크
Parc de neige Phoenix

Snowboard
스노보드 / Snowboard



HALFPIPE AND SLOPESTYLE

The halfpipe and slopestyle competitions are judged sports. Each competitor performs individual runs with several tricks, spins and flips through an inclined snow trough. The competition format is based on two runs in the qualification and three runs for the final. The best run counts in each phase.

There are two events in both halfpipe (HP) and slopestyle (SS): ladies and men.

Qualification:

The qualifications will consist of one or two heats. Each heat includes two runs.

- If there is one qualification heat, the 12 best competitors will advance to the final.
- If there are two qualification heats, the six best competitors from each heat will advance to the final.

In this way there will be 12 ladies and 12 men in the final. Riders/competitors who do not reach the final are ranked according to their results in the qualification.

Alternate formats:

In the unlikely case that a halfpipe event must be run faster (e.g. due to weather conditions or force majeure), alternate formats could be used (e.g. a single-run format can also be used for each phase and the final could be reduced to two runs or one run).

DIFFERENCES BETWEEN THE FIS WORLD CHAMPIONSHIPS AND THE OLYMPIC WINTER GAMES

Ladies and men at the world championships compete on the same day. Also, as more competitors participate at the world championships, they may be split among more qualifying heats.

CHANGES SINCE THE SOCHI 2014 OLYMPIC WINTER GAMES

Three runs are used in the final (instead of two) and the judging system for slopestyle has changed.

SPORT RULES AND PROCEDURES

The halfpipe is a snow pipe with a length of about 180m to 200m, an average width (wall to wall) of about 20m to 21m and an average gradient of about 18 degrees. The height of the pipes for the Olympic Winter Games is specified at 6.7m.

The slopestyle course has a variety of hits, jumps, rails, tables, big airs, etc. The competitors may find and choose different lines as they ride down the course based on their creativity and tricks.

Starting order - qualification:

The competitors are divided into two heats based upon the latest FIS points list: heat one (rank number one, four, five, eight, nine, 12, 13, 16) and heat two (rank number two, three, six, seven, 10, 11, 14, 15).

In each heat there are two groups for the draw: the top eight (for men) are drawn first, and then the remaining competitors will be drawn into a second group.

Starting order - final:

Competitors start in reverse order of their qualification results.

Ranking and tie-break rules

Final ranking:

- All competitors who competed in the final are ranked first.
- Followed by competitors who did not advance from the qualification heat(s).

Tie-breaks:

Comparison of the judges' highest scores or section scores for slopestyle in the tied run is used to break ties in accordance with FIS rules.

Halfpipe qualification:

- If two or more competitors are tied, the competitor with the two highest counting judges' scores in their best run will receive the better rank.
- If any ties remain, the competitor with the three highest counting judges' scores in their best run will receive the better rank.
- If any ties still remain, the competitor with the higher score in their other run will receive the better rank.
- If any ties still remain, the competitor with the two highest counting judges' scores in their other run will receive the better rank.
- If any ties still remain, the competitor with the three highest counting judges' scores in their other run will receive the better rank.
- If any competitors remain tied, they will receive the same rank and be listed in order of their rank in the current FIS seeding list.

Slopestyle qualification:

- If two or more competitors are tied, the competitor with the highest judge's overall scores in their best run will receive the better rank.
- If any ties remain, the competitor with the second-highest judge's overall scores in their best run will receive the better rank.
- If any ties still remain, the competitor with the highest total trick score by calculating the sum of the best trick scores per section in their best run will receive the better rank.
- If any ties still remain, the competitor with the highest total score in their other run will receive the better rank.
- If any ties still remain, the competitor with the highest judge's overall scores in their other run will receive the better rank.
- If any ties still remain, the competitor with the second-highest judge's overall scores in their other run will receive the better rank.
- If any ties still remain, the competitor with the highest total trick score by calculating the sum of the best trick scores per section in their other run will receive the better rank.
- If any competitors remain tied, they will receive the same rank and be listed in order of their rank in the current FIS seeding list.

During finals, ties will not be broken. Tied competitors will receive the same medal and be listed in order of their rank in qualification or if the phase was not completed, in order of their rank in the current FIS seeding list.

Penalties/disqualification rules

The penalty is disqualified for unsportsmanlike behaviour (DQB).

Protests/appeals

Protests must be made in writing to the jury within 15 minutes of the end of the competition. The protest must be accompanied with a fee of 100 Swiss francs (refunded if the protest is upheld).

No protest against the judgement is allowed.

Judging

Halfpipe:

The judging panel consists of six international judges who evaluate a competitor's performance according to the overall impression of the runs. Highest and lowest score are discarded and the four remaining scores are averaged for each run.

The judge evaluates the sequences of tricks, the amount of risk in the routine, and how the competitor uses the pipe.

The judges take falls, full stops, over rotations, minor mistakes and other components into consideration and perform deductions based upon the nature of the mistakes.

Slopestyle:

Scores are given by three panels of two judges on six sectors (60% of the total score) and by a panel of three judges giving an overall score (40% of the total score). The list of the different tricks can be found in the FIS website: <https://data.fis-ski.com/snowboard/tricks-list.html>



Phoenix Snow Park
휘닉스 스노 파크
Parc de neige Phoenix

Snowboard
스노보드 / Snowboard



SNOWBOARD CROSS

There are two events in snowboard cross (SBX): ladies and men. The ladies' event consists of qualification and finals while the men's is made up of seeding and finals.

The seeding/qualification phase consists of timed runs to populate the final brackets.

If there are more than 48 (men) or 24 (ladies) competitors entered in the respective events, the seeding phase will be converted into a qualification phase.

The finals for ladies consist of the quarterfinals, semifinals, small final and big final.

The finals for men consist of the 1/8 finals, quarterfinals, semifinals, small final and big final.

The competitors are divided into heats of up to six competitors. The bib numbers in the finals correspond to the competitor's rank in the seeding/qualification. The top three competitors from each heat advance to the next phase.

DIFFERENCES BETWEEN THE FIS WORLD CHAMPIONSHIPS AND THE OLYMPIC WINTER GAMES

While the snowboard events at the Olympic Winter Games are limited to parallel giant slalom, halfpipe, snowboard cross, slopestyle and big air, the sport programme for the FIS world championships also includes parallel slalom and snowboard cross team.

For snowboard cross: seeding and finals of both ladies and men at the world championships are organised together on two different days.

CHANGES SINCE THE SOCHI 2014 OLYMPIC WINTER GAMES

Athlete quotas have been increased.

A qualification phase is organised instead of a seeding phase for the ladies in order to place the competitors in the final brackets.

SPORT RULES AND PROCEDURES

Snowseed:

In extraordinary conditions, the jury may change the starting order (when snowing, etc). A group of at least six competitors, nominated in advance, start before start number one. These six competitors are drawn from among the last 20% of the start list. They will start in reverse order of their start numbers.

Starting order - seeding:

A manual or computerised random draw is conducted for the top 16 competitors from the current FIS seeding list. The remaining competitors will start according to their current FIS seeding points (reflects WC or FIS rank, whichever is better).

Starting order - finals:

The heats for the finals will be based on the rank of the top 24 ladies or 40 men of the seeding/qualification ranking. The competitors are placed into the heats according to their seeding/qualification results (e.g. the first four of the seeding/qualification cannot meet in the first round).

Depending on their bib numbers, the competitors in each heat will be given bib colours (fastest qualifier gets red, second green, third blue, fourth yellow, fifth white and last qualifier black) and will choose the position in the starting gate for each heat.

Ranking and tie-break rules

Ranking in a heat of the finals:

The runs are not timed. Rank is determined by finish order. Competitors who did not start (DNS) or competitors who were disqualified (DSQ) are ranked at the end of their heat. Competitors who did not finish (DNF) will be ranked according to their seeding result.

If two or more competitors did not finish, the one who achieved a longer distance on the course will be ranked first. If they stopped, fell or were finishing the course at the same gate, the seeding rank determines their position at the end of the heat.

Final ranking:

Competitors one to six are ranked according to their finishing order in the big final. Competitors seven to 12 are ranked according to their finishing order in the small final. All remaining competitors are ranked according to the phase in which they were eliminated (e.g. quarterfinals). Within the phase they are ranked first by their placing (fourth, fifth, sixth) and then by their seeding/qualification rank within that group (e.g. all fourth-place finishers in the quarterfinal would be ranked according to their seeding rank, ahead of all fifth-place finishers; and all fifth-place finishers would similarly be ranked ahead of all sixth-place finishers).

Ties in seeding/qualification:

- First group: if two or more competitors are tied, they will be ranked according to their rank in the current FIS seeding list.
- Second group: if two or more competitors are tied, the competitor with the fastest time in their other run will receive the better rank. If any ties still remain, tied competitors will be ranked according to their rank in the current FIS seeding list.

Ties in the finals:

- If two or more competitors are tied, the competitor with the better rank from qualification or seeding will receive the better rank.
- If any ties remain because the qualification or seeding phase was not completed, tied competitors will be ranked according to their rank in the current FIS seeding list.
- Medal phase: ties will not be broken. Tied competitors will receive the same medal and be listed in order of their rank in qualification or seeding, or if the phase was not completed, in order of their rank in the current FIS seeding list.

Penalties/disqualification rules

The penalties are: did not finish (DNF) for missing or crossing a gate, disqualified or intentional contact (DQIC).

Exception in semifinals – after did not start (DNS) the competitor can still compete in the small final.

Protests/appeals

For seeding/qualification, a protest must be made in writing to the jury within 15 minutes after the end of the race.

The finals are controlled by video judges. A verbal protest before the start of the next heat is possible during the finals. The protest must be accompanied with a fee of 100 Swiss francs (refunded if the protest is upheld).



Phoenix Snow Park
휘닉스 스노 파크
Parc de neige Phoenix

Snowboard
스노보드 / Snowboard



BIG AIR

The big air (BA) competition is a judged sport. The riders/competitors perform tricks on the BA jump by taking off from a kicker and aiming to attain sizeable airtime and well-executed tricks, plus securing a clean, solid landing. The competition format is based on two jumps in the qualification and three jumps in the final. The best jump counts in the qualification. The two best different jumps count in the finals.

There are two events in BA: ladies and men.

Qualification:

The qualifications consist of one or two heats. Each heat includes two jumps.

- If there is one qualification heat, the 12 best riders/competitors will advance to the final
- If there are two qualification heats, the six best rider/competitors from each heat will advance to the final

A rider/competitor who is disqualified in jump one is not permitted to start in jump two.

In this way there will be 12 ladies and 12 men in the final. Riders/competitors who do not reach the final are ranked according to their results in the qualification.

Alternate formats:

In the unlikely case that a big air event must be run faster (e.g. due to weather conditions or force majeure), alternate formats could be used (e.g. a single jump format can also be used for each phase and the final could be reduced to two or one jumps).

DIFFERENCES BETWEEN THE FIS WORLD CHAMPIONSHIPS AND THE OLYMPIC WINTER GAMES

As more riders/competitors participate at the world championships, they may be split among more qualifying heats.

CHANGES SINCE THE SOCHI 2014 OLYMPIC WINTER GAMES

This is a new event.

SPORT RULES AND PROCEDURES

The big air course has an in-run of about 38m to 45m high and a kicker about 4m high. The landing pitch is about 35 to 38 degrees. The distance to fly from the kicker to the sweet spot on the landing is about 22m to 30m.

Starting order - qualification:

The competitors are divided into two heats based upon the latest FIS seeding list: heat one (rank number one, four, five, eight, nine, 12, 13, 16) and heat two (rank number two, three, six, seven, 10, 11, 14, 15).

In each heat there are two groups for the draw: the top eight (for men) are drawn first, and then the remaining riders/competitors will be drawn into a second group.

Starting order - final:

Riders/competitors start in reverse order of their qualification results.

Ranking and tie-break rules

Final ranking:

All riders/competitors who competed in the final are ranked first followed by riders/competitors who did not advance from the qualification heat(s).

Tie-breaks:

Comparison of the highest judges' scores in the tied jump is used to break ties in accordance with FIS rules.

- If two or more competitors are tied, the competitor with the two highest counting judges' scores in their best run will receive the better rank.
- If any ties remain, the competitor with the three highest counting judges' scores in their best run will receive the better rank.
- If any ties still remain, the competitor with the higher score in their other run will receive the better rank.
- If any ties still remain, the competitor with the two highest counting judges' scores in their other run will receive the better rank.
- If any ties still remain, the competitor with the three highest counting judges' scores in their other run will receive the better rank.
- If any competitors remain tied, they will receive the same rank and be listed in order of their rank in the current FIS seeding list.

During the finals, ties will not be broken. Tied competitors will receive the same medal and be listed in order of their rank in qualification, or if the phase was not completed, in order of their rank in the current FIS seeding list.

Penalties/disqualification rules

The penalties are: disqualified (DQF) for unsportsmanlike behaviour.

If a competitor performs the same trick more than twice during the finals the second-highest trick will be counted. If it still is the same trick as earlier performed, the jump will receive a JNS – jump not scored.

A competitor who is marked DNS in the first run of any phase is allowed to start the following runs within the same phase

Protests/appeals

Protests must be made in writing to the jury within 15 minutes of the end of the competition. The protest must be accompanied with a fee of 100 Swiss francs (refunded if the protest is upheld).

No protest against the judgement is allowed.

Judging

The judging panel consists of six international judges who evaluate a rider/competitor's performance according to the overall impression of the jumps. The highest and lowest scores are discarded and the four remaining scores are averaged for each jump.

The judge evaluates the amplitude, the difficulty of the trick, execution, progression and landing. The judges take falls into consideration and can deduct up to 30% of the points of the jump from each judge for each fall.

Note:

For further information please consult: www.fis-ski.com



Medallists by Event

세부종목별 메달리스트 / Médaille(s) par épreuve

As of 24 FEB 2018 at 15:07

After 10 of 10 Events

Event	Date	Medal	Name	NOC Code
Men's Parallel Giant Slalom	SAT 24 FEB	GOLD	GALMARINI Nevin	SUI
		SILVER	LEE Sangho	KOR
		BRONZE	KOSIR Zan	SLO
Ladies' Parallel Giant Slalom	SAT 24 FEB	GOLD	LEDECKA Ester	CZE
		SILVER	JOERG Selina	GER
		BRONZE	HOFMEISTER Ramona Theresia	GER
Men's Big Air	SAT 24 FEB	GOLD	TOUTANT Sebastien	CAN
		SILVER	MACK Kyle	USA
		BRONZE	MORGAN Billy	GBR
Ladies' Big Air	THU 22 FEB	GOLD	GASSER Anna	AUT
		SILVER	ANDERSON Jamie	USA
		BRONZE	SADOWSKI SYNNOTT Zoi	NZL
Ladies' Snowboard Cross	FRI 16 FEB	GOLD	MOIOLI Michela	ITA
		SILVER	PEREIRA DE SOUSA MABILEAU Julia	FRA
		BRONZE	SAMKOVA Eva	CZE
Men's Snowboard Cross	THU 15 FEB	GOLD	VAULTIER Pierre	FRA
		SILVER	HUGHES Jarryd	AUS
		BRONZE	HERNANDEZ Regino	ESP
Men's Halfpipe	WED 14 FEB	GOLD	WHITE Shaun	USA
		SILVER	HIRANO Ayumu	JPN
		BRONZE	JAMES Scotty	AUS
Ladies' Halfpipe	TUE 13 FEB	GOLD	KIM Chloe	USA
		SILVER	LIU Jiayu	CHN
		BRONZE	GOLD Arielle	USA
Ladies' Slopestyle	MON 12 FEB	GOLD	ANDERSON Jamie	USA
		SILVER	BLOUIN Laurie	CAN
		BRONZE	RUKAJARVI Enni	FIN
Men's Slopestyle	SUN 11 FEB	GOLD	GERARD Redmond	USA
		SILVER	PARROT Max	CAN
		BRONZE	McMORRIS Mark	CAN



REVISED
24 FEB 13:00

Competition Officials

경기임원 / Officiels de compétition

As of SAT 24 FEB 2018

Parallel Giant Slalom

Function	Name	Organisation
Jury Members		
FIS Race Director	BEIER Uwe	FIS
FIS Technical Delegate	MALSINER Markus	ITA - Italy
Start Referee	KWAK Taemin	KOR - Republic of Korea
Finish Referee	SIDORCHUK Jim	CAN - Canada
Chief of Competition	NOH Sung-gyun	KOR - Republic of Korea
Competition Officials		
Course Supervisor	TURCOTTE Charles	CAN - Canada
Chief of Course	ROH Yong-ju	KOR - Republic of Korea
Course Designer & Builder	TURCOTTE Charles	CAN - Canada
Course Setter	KURG Bernd	AUT - Austria
Video Controller	KROGOLL Peter	GER - Germany



REVISED
24 FEB 13:00

Competition Officials
경기임원 / Officiels de compétition
As of SAT 24 FEB 2018

Halfpipe

Function	Name	Organisation
Jury Members		
FIS Contest Director	MORESI Roberto	FIS
FIS Technical Delegate	KROGOLL Peter	GER - Germany
Head Judge	JENNINGS Matt	USA - United States of America
Start Referee	SHIN Heesun	KOR - Republic of Korea
Finish Referee	SON Junghwa	KOR - Republic of Korea
Chief of Competition	PARK Hee-jin	KOR - Republic of Korea
Competition Officials		
Course Supervisor	DATE Ritchie	FIS
Chief of Course	OH Kiwook	KOR - Republic of Korea
Course Designer & Builder	ZEHETNER Albert	AUT - Austria
Judges	SUMATIC Iztok	SLO - Slovenia
	MUNZ Stefan	GER - Germany
	BEUTLER Christian	SUI - Switzerland
	MACDONALD Sandy	CAN - Canada
	MANNING Connor	USA - United States of America
	HASHIMOTO Ryo	JPN - Japan



REVISED
24 FEB 13:00

Competition Officials
경기임원 / Officiels de compétition
As of SAT 24 FEB 2018

Snowboard Cross

Function	Name	Organisation
Jury Members		
FIS Race Director	BEIER Uwe	FIS
FIS Technical Delegate	MALSINER Marco	ITA - Italy
Start Referee	HILTNER Walt	AUS - Australia
Finish Referee	SCHIAVON Alberto	FIS
Chief of Finish	SIDORCHUK Jim	CAN - Canada
Chief of Competition	SHIN Myungsoo	KOR - Republic of Korea
Competition Officials		
Course Supervisor	SCHIAVON Alberto	FIS
Chief of Course	MIN Erin	USA - United States of America
Course Designer & Builder	IHAKSI Jeff	CAN - Canada
Course Setter	BEIER Uwe	FIS
Video Controller	KROGOLL Peter	GER - Germany



REVISED
24 FEB 13:00

Competition Officials
경기임원 / Officiels de compétition
As of SAT 24 FEB 2018

Slopestyle

Function	Name	Organisation
Jury Members		
FIS Contest Director	MORESI Roberto	FIS
FIS Technical Delegate	ARNOLD Roman	SUI - Switzerland
Head Judge	JENNINGS Matt	USA - United States of America
Start Referee	PARK Seung Woo	KOR - Republic of Korea
Finish Referee	KOO Kyo Kwang	KOR - Republic of Korea
Chief of Competition	PARK Young-nam	KOR - Republic of Korea
Competition Officials		
Course Supervisor	DATE Ritchie	FIS
Chief of Course	KWON Daewon	KOR - Republic of Korea
Course Designer & Builder	SCHEUMANN Dirk	GER - Germany
Judges	SUMATIC Iztok	SLO - Slovenia
	HARICOT Julien	FRA - France
	MUNZ Stefan	GER - Germany
	MACDONALD John	CAN - Canada
	SUNDEKVIST Ola	SWE - Sweden
	BEUTLER Christian	SUI - Switzerland
	KIM Woosik	KOR - Republic of Korea
	MANNING Connor	USA - United States of America
	HASHIMOTO Ryo	JPN - Japan



REVISED
24 FEB 13:00

Competition Officials
경기임원 / Officiels de compétition
As of SAT 24 FEB 2018

Big Air

Function	Name	Organisation
Jury Members		
FIS Contest Director	MORESI Roberto	FIS
FIS Technical Delegate	ARNOLD Roman	SUI - Switzerland
Head Judge	JENNINGS Matt	USA - United States of America
Start Referee	KIM Miri	KOR - Republic of Korea
Finish Referee	SONG Jina	KOR - Republic of Korea
Chief of Competition	BAIK Jong-suk	KOR - Republic of Korea
Competition Officials		
Chief of Course	LEE Seok-youn	KOR - Republic of Korea
Course Designer & Builder	SCHEUMANN Dirk	GER - Germany
Judges	SUMATIC Iztok	SLO - Slovenia
	MUNZ Stefan	GER - Germany
	MACDONALD John	CAN - Canada
	BEUTLER Christian	SUI - Switzerland
	HASHIMOTO Ryo	JPN - Japan
	MANNING Connor	USA - United States of America



Competition Schedule

경기 일정 / Horaire des compétitions

REVISED
21 FEB 19:23

As of 21 FEB 2018

Date	Start Time	Estimated Finish Time	Event	Location
SAT 10 FEB	10:00	10:43	Men's Slopestyle Qualification Heat 1 Run 1	Phoenix Snow Park
	10:47	11:30	Men's Slopestyle Qualification Heat 1 Run 2	Phoenix Snow Park
	13:30	14:13	Men's Slopestyle Qualification Heat 2 Run 1	Phoenix Snow Park
	14:17	15:00	Men's Slopestyle Qualification Heat 2 Run 2	Phoenix Snow Park
SUN 11 FEB	10:00	10:28	Men's Slopestyle Final Run 1	Phoenix Snow Park
	10:32	11:00	Men's Slopestyle Final Run 2	Phoenix Snow Park
	11:04	11:32	Men's Slopestyle Final Run 3	Phoenix Snow Park
MON 12 FEB	10:00	10:28	Ladies' Slopestyle Final Run 1	Phoenix Snow Park
	10:33	11:01	Ladies' Slopestyle Final Run 2	Phoenix Snow Park
	13:30	14:13	Ladies' Halfpipe Qualification Run 1	Phoenix Snow Park
	14:17	15:00	Ladies' Halfpipe Qualification Run 2	Phoenix Snow Park
TUE 13 FEB	10:00	10:26	Ladies' Halfpipe Final Run 1	Phoenix Snow Park
	10:30	10:56	Ladies' Halfpipe Final Run 2	Phoenix Snow Park
	11:00	11:26	Ladies' Halfpipe Final Run 3	Phoenix Snow Park
	13:00	13:54	Men's Halfpipe Qualification Run 1	Phoenix Snow Park
	13:56	14:50	Men's Halfpipe Qualification Run 2	Phoenix Snow Park
WED 14 FEB	10:30	10:56	Men's Halfpipe Final Run 1	Phoenix Snow Park
	11:00	11:26	Men's Halfpipe Final Run 2	Phoenix Snow Park
	11:30	11:56	Men's Halfpipe Final Run 3	Phoenix Snow Park
THU 15 FEB	11:00	12:00	Men's Snowboard Cross Seeding Run 1	Phoenix Snow Park
	12:10	12:35	Men's Snowboard Cross Seeding Run 2	Phoenix Snow Park
	13:30	14:49	Men's Snowboard Cross Finals	Phoenix Snow Park
FRI 16 FEB	10:00	10:45	Ladies' Snowboard Cross Qualification Run 1	Phoenix Snow Park
	10:55	11:25	Ladies' Snowboard Cross Qualification Run 2	Phoenix Snow Park
	12:15	13:00	Ladies' Snowboard Cross Finals	Phoenix Snow Park
MON 19 FEB	10:00	10:40	Ladies' Big Air Qualification Run 1	Alpensia Ski Jumping Centre
	10:43	11:25	Ladies' Big Air Qualification Run 2	Alpensia Ski Jumping Centre
WED 21 FEB	9:30	10:00	Men's Big Air Qualification Heat 1 Run 1	Alpensia Ski Jumping Centre
	10:03	10:33	Men's Big Air Qualification Heat 1 Run 2	Alpensia Ski Jumping Centre
	11:45	12:15	Men's Big Air Qualification Heat 2 Run 1	Alpensia Ski Jumping Centre
	12:18	12:48	Men's Big Air Qualification Heat 2 Run 2	Alpensia Ski Jumping Centre
THU 22 FEB	9:30	9:55	Ladies' Big Air Final Run 1	Alpensia Ski Jumping Centre
	10:00	10:25	Ladies' Big Air Final Run 2	Alpensia Ski Jumping Centre
	10:30	10:55	Ladies' Big Air Final Run 3	Alpensia Ski Jumping Centre



Competition Schedule

경기 일정 / Horaire des compétitions

REVISED
21 FEB 19:23

As of 21 FEB 2018

Date	Start Time	Estimated Finish Time	Event	Location
SAT 24 FEB	9:00	9:25	Ladies' Parallel Giant Slalom Qualification Run	Phoenix Snow Park
	9:27	9:52	Men's Parallel Giant Slalom Qualification Run	Phoenix Snow Park
	9:54	10:19	Ladies' Parallel Giant Slalom Elimination Run	Phoenix Snow Park
	10:00	10:25	Men's Big Air Final Run 1	Alpensia Ski Jumping Centre
	10:21	10:46	Men's Parallel Giant Slalom Elimination Run	Phoenix Snow Park
	10:30	10:55	Men's Big Air Final Run 2	Alpensia Ski Jumping Centre
	11:00	11:25	Men's Big Air Final Run 3	Alpensia Ski Jumping Centre
	13:30	14:32	Ladies' Parallel Giant Slalom Finals	Phoenix Snow Park
	13:45	14:40	Men's Parallel Giant Slalom Finals	Phoenix Snow Park

Note:

Please check INFO for more details and the latest updates.

The Parallel Giant Slalom Programme has been rescheduled.



Number of Entries by NOC

NOC별 엔트리 인원 / Nombre d'inscriptions par CNO

REVISED
20 FEB 13:03

As of 20 FEB 2018

NOC	Men					Total	Ladies					Total Competitors	
	PGS	HP	SBX	SS	BA		PGS	HP	SBX	SS	BA		
AND - Andorra			1			1							1
ARG - Argentina			1	1	1	2							2
AUS - Australia		3	4			7		2	1		1		11
AUT - Austria	4		4	1	1	9	4			1	1		14
BEL - Belgium				3	3	3							3
BRA - Brazil									1				1
BUL - Bulgaria	1					1	1		1				3
CAN - Canada	2	1	4	4	4	11		3	4	3	3		21
CHN - People's Republic of China		2				2	3	4					9
CZE - Czech Republic			1	1	1	2	1		2	1	2		7
ESP - Spain			3			3		1					4
FIN - Finland		3	1	4	4	7				1	1		8
FRA - France	1		4			5		3	4	1			13
GBR - Great Britain				3	3	3			1	1	1		5
GER - Germany	3	1	3			7	4		1	1			13
IRL - Ireland		1				1							1
ITA - Italy	4		4		1	9	1		2				12
JPN - Japan	1	4		2	2	7	1	4		4	4		16
KOR - Republic of Korea	3	3		1	1	7	2	1					10
NED - Netherlands				1		1	1			1	1		3
NOR - Norway				4	3	4				1	1		5
NZL - New Zealand		1	1	1	1	3				1	1		4
OAR - Olympic Athlete from Russia	4	1	2	1	2	9	4		2	1	1		16
POL - Poland	1		1			2	3		1				6
SLO - Slovenia	3	2				5	1	1					7
SUI - Switzerland	3	3	2	4	4	12	4	1	3	4	4		24
SVK - Slovakia										1	1		1
SWE - Sweden				2	1	2							2
UKR - Ukraine							1						1
USA - United States of America	2	4	4	4	4	14		4	3	4	4		25
Number of competitors:	32	29	40	37	36	139	31	24	26	26	26		248
Number of NOCs:	13	13	16	16	16	27	14	10	13	15	14		30

Note:
Competitors are only counted once even if they participate in more than one event

Legend:
BA Big Air **HP** Halfpipe **PGS** Parallel Giant Slalom **SBX** Snowboard Cross
SS Slopestyle

Statistics updated after 1 withdraw in Men's Snowboard Big Air



Entry List by NOC

NOC별 엔트리 리스트 / Liste d'inscriptions par CNO

REVISED
20 FEB 13:04

As of 20 FEB 2018

	Men		Ladies		Total	
	Competitors	NOCs	Competitors	NOCs	Competitors	NOCs
Parallel Giant Slalom	32	13	31	14	63	17
Halfpipe	29	13	24	10	53	15
Snowboard Cross	40	16	26	13	66	19
Slopestyle	37	16	26	15	63	19
Big Air	36	16	26	14	62	19
Total entries/NOCs	174	27	133	25	307	30

NOC	FIS Code	Name	Gender	Event Code	PGS FIS Seeding Rank	HP FIS Seeding Rank	SBX FIS Seeding Rank	SS FIS Seeding Rank	BA FIS Seeding Rank	Date of Birth
AND - Andorra	9020005	MARIN TARROCH Lluís	M	SBX			42			12 OCT 1988
<i>Total of 1 AND competitor (1 Man)</i>										
ARG - Argentina	9030045	SCHMITT Matias	M	BA SS				46	62	3 JUN 1991
	9030002	WILLIAMS Steven	M	SBX			59			15 JAN 1988
<i>Total of 2 ARG competitors (2 Men)</i>										
AUS - Australia	9045073	ARTHUR Emily	F	HP		16				24 APR 1999
	9045028	BROCKHOFF Belle	F	SBX			7			12 JAN 1993
	1049941	CRAWFORD Holly	F	HP		20				10 FEB 1984
	9045072	RICH Jessica	F	BA					23	21 MAR 1990
	9040077	BOLTON Cameron	M	SBX				28		21 NOV 1990
	9040186	CALLISTER Kent	M	HP		23				9 NOV 1995
	9040149	HUGHES Jarryd	M	SBX				11		21 MAY 1995
	9040117	JAMES Scotty	M	HP		1				6 JUL 1994
	7040113	JOHNSTONE Nathan	M	HP		29				9 FEB 1990
	9040188	LAMBERT Adam	M	SBX				12		5 OCT 1997
	1044987	PULLIN Alex	M	SBX				1		20 SEP 1987
<i>Total of 11 AUS competitors (4 Ladies - 7 Men)</i>										
AUT - Austria	1746485	DUJMOVITS Julia	F	PGS	4					12 JUN 1987
	9055068	GASSER Anna	F	BA SS				3	1	16 AUG 1991
	9055006	MESCHIK Ina	F	PGS	10					25 SEP 1990
	1004920	RIEGLER Claudia	F	PGS	12					7 JUL 1973
	9055071	ULBING Daniela	F	PGS	5					27 FEB 1998
	9050035	DOUSCHAN Hanno	M	SBX				34		5 SEP 1989
	9050115	HAEMMERLE Alessandro	M	SBX				4		30 JUL 1993
	1054984	KARL Benjamin	M	PGS	6					16 OCT 1985
	9050029	KISLINGER Sebastian	M	PGS	15					1 AUG 1988
	9050251	MILLAUER Clemens	M	BA SS				51	29	15 DEC 1994
	9050229	PACHNER Lukas	M	SBX				14		5 DEC 1991
	9050042	PAYER Alexander	M	PGS	8					12 SEP 1989
	1093190	PROMMEGGER Andreas	M	PGS	2					10 NOV 1980
	7050145	SCHAIRER Markus	M	SBX				18		4 JUL 1987
<i>Total of 14 AUT competitors (5 Ladies - 9 Men)</i>										



Entry List by NOC

NOC별 엔트리 리스트 / Liste d'inscriptions par CNO

REVISED
20 FEB 13:04

As of 20 FEB 2018

NOC	FIS Code	Name	Gender	Event Code	PGS FIS Seeding Rank	HP FIS Seeding Rank	SBX FIS Seeding Rank	SS FIS Seeding Rank	BA FIS Seeding Rank	Date of Birth
BEL - Belgium										
	9060003	de BUCK Sebbe	M	BA SS				21	30	14 MAR 1995
	1064997	SMITS Seppe	M	BA SS				12	9	13 JUL 1991
	9060009	VANDEWEYER Stef	M	BA SS				52	50	6 AUG 1999
<i>Total of 3 BEL competitors (3 Men)</i>										
BRA - Brazil										
	1079222	CLARK RIBEIRO Isabel	F	SBX			28			24 OCT 1976
<i>Total of 1 BRA competitor (1 Lady)</i>										
BUL - Bulgaria										
	7537602	JEKOVA Alexandra	F	SBX			10			5 OCT 1987
	1605641	PENTCHEVA Teodora	F	PGS	41					9 JUL 1982
	1094969	YANKOV Radoslav	M	PGS	7					26 JAN 1990
<i>Total of 3 BUL competitors (2 Ladies - 1 Man)</i>										
CAN - Canada										
	9105231	BERGERMANN Zoe	F	SBX			12			28 APR 1994
	9105246	BLOUIN Laurie	F	BA SS				7	11	7 APR 1996
	9105132	BRENNEMAN Carle	F	SBX			14			23 SEP 1989
	9105210	CRITCHLOW Tess	F	SBX			18			20 JUN 1995
	9105347	HOSKING Elizabeth	F	HP		30				22 JUL 2001
	7105068	IRWIN Calynn	F	HP		31				24 FEB 1989
	1526101	NICOLL Mercedes	F	HP		25				5 DEC 1983
	7105013	O BRIEN Spencer	F	BA SS				4	6	2 FEB 1988
	9105295	ODINE Meryeta	F	SBX			8			24 FEB 1997
	9105100	VOIGT Brooke	F	BA SS				11	17	17 NOV 1993
	1209202	ANDERSON Jasey Jay	M	PGS	23					13 APR 1975
	9100603	BROCHU Baptiste	M	SBX			20			8 SEP 1994
	9100195	GARDNER Darren	M	PGS	40					14 MAY 1990
	9101023	GRONDIN Eliot	M	SBX			56			19 APR 2001
	9100166	HILL Kevin	M	SBX			19			27 JUN 1986
	9100194	LIVINGSTON Derek	M	HP		24				5 JAN 1991
	9100228	McMORRIS Mark	M	BA SS				2	3	9 DEC 1993
	9100475	NICHOLSON Tyler	M	BA SS				17	24	3 AUG 1995
	9100565	PARROT Max	M	BA SS				8	1	6 JUN 1994
	9100092	ROBANSKE Christopher	M	SBX			26			30 DEC 1989
	9100477	TOUTANT Sebastien	M	BA SS				5	8	9 NOV 1992
<i>Total of 21 CAN competitors (10 Ladies - 11 Men)</i>										



Entry List by NOC

NOC별 엔트리 리스트 / Liste d'inscriptions par CNO

REVISED
20 FEB 13:04

As of 20 FEB 2018

NOC	FIS Code	Name	Gender	Event Code	PGS FIS Seeding Rank	HP FIS Seeding Rank	SBX FIS Seeding Rank	SS FIS Seeding Rank	BA FIS Seeding Rank	Date of Birth
CHN - People's Republic of China										
	1129975	CAI Xuetong	F	HP		3				26 SEP 1993
	9125001	GONG Naiying	F	PGS	26					16 JUL 1998
	1129977	LI Shuang	F	HP		18				27 JUN 1992
	1129974	LIU Jiayu	F	HP		6				17 SEP 1992
	9125003	QIU Leng	F	HP		24				29 SEP 1997
	1129990	XU Xiaoxiao	F	PGS	40					24 DEC 1992
	1129982	ZANG Ruxin	F	PGS	35					31 OCT 1994
	1124910	SHI Wancheng	M	HP		39				13 AUG 1990
	1124933	ZHANG Yiwei	M	HP		10				3 OCT 1992
<i>Total of 9 CHN competitors (7 Ladies - 2 Men)</i>										
CZE - Czech Republic										
	1159987	HOPJAKOVA Vendula	F	SBX			36			10 JUN 1996
	1159979	LEDECKA Ester	F	PGS	1					23 MAR 1995
	1159968	PANCOCHOVA Sarka	F	BA SS				55	21	1 NOV 1990
	1159964	SAMKOVA Eva	F	SBX			5			28 APR 1993
	1159977	VOJACKOVA Katerina	F	BA					44	24 JAN 1997
	9150120	HORAK Petr	M	BA SS				47	58	7 SEP 1991
	9150149	KUBICIK Jan	M	SBX			47			19 JAN 1996
<i>Total of 7 CZE competitors (5 Ladies - 2 Men)</i>										
ESP - Spain										
	1499921	CASTELLET Queralt	F	HP		10				17 JUN 1989
	9490143	EGUIBAR Lucas	M	SBX			6			9 FEB 1994
	9490102	HERNANDEZ Regino	M	SBX			9			25 JUL 1991
	9490005	HERRERO Laro	M	SBX			55			17 JAN 1990
<i>Total of 4 ESP competitors (1 Lady - 3 Men)</i>										
FIN - Finland										
	9185019	RUKAJARVI Enni	F	BA SS				5	3	13 MAY 1990
	9180120	JARVILEHTO Kalle	M	BA SS				39	11	21 JUL 1995
	1184963	KORPI Janne	M	HP		47				5 FEB 1986
	9180052	LINDFORS Anton	M	SBX			40			22 APR 1991
	1184968	MALIN Markus	M	HP		26				28 MAY 1987
	1184978	PIIROINEN Peetu	M	BA HP SS		27		45	61	15 FEB 1988
	9180149	RINNEKANGAS Rene	M	BA SS				22	32	25 SEP 1999
	9180063	TONTERI Roope	M	BA SS				34	20	18 MAR 1992
<i>Total of 8 FIN competitors (1 Lady - 7 Men)</i>										



Entry List by NOC

NOC별 엔트리 리스트 / Liste d'inscriptions par CNO

REVISED
20 FEB 13:04

As of 20 FEB 2018

NOC	FIS Code	Name	Gender	Event Code	PGS FIS Seeding Rank	HP FIS Seeding Rank	SBX FIS Seeding Rank	SS FIS Seeding Rank	BA FIS Seeding Rank	Date of Birth
FRA - France										
	9195128	BANKES Charlotte	F	SBX			4			10 JUN 1995
	9195071	GRIMAL Clemence	F	HP		29				4 MAR 1994
	9195093	LEFEVRE Lucile	F	SS				49		10 NOV 1995
	9195028	MOENNE LOCCOZ Nelly	F	SBX			6			9 APR 1990
	9195214	PEREIRA DE SOUSA MABILEAU Julia	F	SBX			9			20 SEP 2001
	1756476	RODRIGUEZ Sophie	F	HP		19				7 JUL 1988
	9195025	THOVEX Mirabelle	F	HP		14				24 AUG 1991
	9195073	TRESPEUCH Chloe	F	SBX			3			13 APR 1994
	9190386	BOZZOLO Loan	M	SBX			53			4 MAY 1999
	1560730	DUFOUR Sylvain	M	PGS	10					19 NOV 1982
	9190404	SURGET Merlin	M	SBX			36			3 DEC 1999
	7530230	VAULTIER Pierre	M	SBX			2			24 JUN 1987
	9190316	VUAGNOUX Ken	M	SBX			33			25 JUL 1995

Total of 13 FRA competitors (8 Ladies - 5 Men)

GBR - Great Britain										
	1229985	FULLER Aimee	F	BA SS				14	20	21 JUL 1991
	1229961	GILLINGS-BRIER Zoe	F	SBX			24			14 JUN 1985
	9220047	COULTAS Rowan	M	BA SS				28	42	21 JUN 1997
	9220032	MORGAN Billy	M	BA SS				24	36	2 APR 1989
	1224984	NICHOLLS Jamie	M	BA SS				16	22	21 JUL 1993

Total of 5 GBR competitors (2 Ladies - 3 Men)

GER - Germany										
	9205070	FISCHER Jana	F	SBX			26			8 MAY 1999
	9205058	HOFMEISTER Ramona Theresia	F	PGS	2					28 MAR 1996
	9205004	JOERG Selina	F	PGS	6					24 JAN 1988
	9205057	LANGENHORST Carolin	F	PGS	16					3 FEB 1996
	1708267	MITTERMUELLER Silvia	F	SS				28		8 AUG 1983
	7526835	WOEHRER Anke	F	PGS	30					13 OCT 1985
	9200092	BAUMEISTER Stefan	M	PGS	11					18 APR 1993
	9200081	BERG Paul	M	SBX			5			26 SEP 1991
	1204999	BERGMANN Alexander	M	PGS	36					16 MAY 1987
	1442390	BUSSLER Patrick	M	PGS	25					1 JUN 1984
	9200089	HOEPFL Johannes	M	HP		38				12 AUG 1995
	9200088	NOERL Martin	M	SBX			16			12 AUG 1993
	7200001	SCHAD Konstantin	M	SBX			23			25 JUL 1987

Total of 13 GER competitors (6 Ladies - 7 Men)

IRL - Ireland										
	1274973	O CONNOR Seamus	M	HP		36				4 OCT 1997

Total of 1 IRL competitor (1 Man)



Entry List by NOC

NOC별 엔트리 리스트 / Liste d'inscriptions par CNO

REVISED
20 FEB 13:04

As of 20 FEB 2018

NOC	FIS Code	Name	Gender	Event Code	PGS FIS Seeding Rank	HP FIS Seeding Rank	SBX FIS Seeding Rank	SS FIS Seeding Rank	BA FIS Seeding Rank	Date of Birth
ITA - Italy										
	7541482	BRUTTO Raffaella	F	SBX			15			10 JAN 1988
	9295086	MOIOLI Michela	F	SBX			1			17 JUL 1995
	9295071	OCHNER Nadya	F	PGS	22					14 MAR 1993
	9290107	CORATTI Edwin	M	PGS	5					19 JUN 1991
	9290151	FELICETTI Mirko	M	PGS	19					15 JUL 1992
	1163127	FISCHNALLER Roland	M	PGS	3					19 SEP 1980
	9290155	GODINO Michele	M	SBX			22			11 JAN 1992
	9290315	MAFFEI Alberto	M	BA					23	11 MAY 1995
	7538766	MARCH Aaron	M	PGS	14					14 MAY 1986
	7538572	PERATHONER Emanuel	M	SBX			13			12 MAY 1986
	9290174	SOMMARIVA Lorenzo	M	SBX			29			5 AUG 1993
	9290066	VISINTIN Omar	M	SBX			3			22 OCT 1989

Total of 12 ITA competitors (3 Ladies - 9 Men)

JPN - Japan

	9305001	FUJIMORI Yuka	F	BA SS				16	14	11 JUN 1986
	9305294	HIRONO Asami	F	BA SS				30	38	8 NOV 1990
	9305315	IMAI Kurumi	F	HP		12				24 SEP 1999
	9305338	IWABUCHI Reira	F	BA SS				12	15	14 DEC 2001
	9305166	MATSUMOTO Haruna	F	HP		5				26 JUL 1993
	9305241	OE Hikaru	F	HP		9				3 AUG 1995
	9305286	ONITSUKA Miyabi	F	BA SS				9	7	12 OCT 1998
	1543464	TAKEUCHI Tomoka	F	PGS	13					21 DEC 1983
	9305313	TOMITA Sena	F	HP		8				5 OCT 1999
	9300658	HIRANO Ayumu	M	HP		3				29 NOV 1998
	9300507	HIRAOKA Taku	M	HP		16				29 OCT 1995
	9300545	KATAYAMA Raibu	M	HP		8				4 MAY 1995
	9300815	KUNITAKE Hiroaki	M	BA SS				19	25	10 FEB 2002
	9300742	OKUBO Yuri	M	BA SS				41	18	27 JUL 2000
	7300127	SHIBA Masaki	M	PGS	30					26 APR 1986
	9300752	TOTSUKA Yuto	M	HP		5				27 SEP 2001

Total of 16 JPN competitors (9 Ladies - 7 Men)

KOR - Republic of Korea

	9325017	JEONG Haerim	F	PGS	32					16 DEC 1995
	9325030	KWON Sunoo	F	HP		35				14 JAN 1999
	1329978	SHIN Dahae	F	PGS	42					13 NOV 1988
	9320041	CHOI Bogun	M	PGS	27					28 AUG 1991
	9320004	KIM Ho Jun	M	HP		50				1 MAY 1990
	9320014	KIM Sangkyum	M	PGS	29					30 JAN 1989
	9320093	KWEON Leejun	M	HP		45				24 OCT 1997
	9320033	LEE Kwang Ki	M	HP		35				13 OCT 1993
	9320133	LEE Minsik	M	BA SS				54	72	5 JUL 2000
	9320091	LEE Sangho	M	PGS	13					12 SEP 1995

Total of 10 KOR competitors (3 Ladies - 7 Men)



Entry List by NOC

NOC별 엔트리 리스트 / Liste d'inscriptions par CNO

REVISED
20 FEB 13:04

As of 20 FEB 2018

NOC	FIS Code	Name	Gender	Event Code	PGS FIS Seeding Rank	HP FIS Seeding Rank	SBX FIS Seeding Rank	SS FIS Seeding Rank	BA FIS Seeding Rank	Date of Birth
NED - Netherlands										
	9405023	DEKKER Michelle	F	PGS	17					18 MAR 1996
	1409999	MAAS Cheryl	F	BA SS				24	16	28 SEP 1984
	9400053	VAN DER VELDEN Niek	M	SS				68		28 MAY 2000
<i>Total of 3 NED competitors (2 Ladies - 1 Man)</i>										
NOR - Norway										
	9425008	NORENDAL Silje	F	BA SS				13	5	1 SEP 1993
	9420060	BERGREM Torgeir	M	BA SS				9	7	20 SEP 1991
	9420145	KLEVELAND Marcus	M	BA SS				1	2	25 APR 1999
	9420133	ROISLAND Mons	M	SS				11		28 JAN 1997
	9420072	SANDBECH Staale	M	BA SS				4	6	3 JUN 1993
<i>Total of 5 NOR competitors (1 Lady - 4 Men)</i>										
NZL - New Zealand										
	9415033	SADOWSKI SYNNOTT Zoi	F	BA SS				6	9	6 MAR 2001
	9410023	CAMPBELL Duncan	M	SBX			27			23 JAN 1997
	9410042	GARCIA KNIGHT Carlos	M	BA SS				15	21	6 MAY 1997
	9531158	TAIT Rakai	M	HP		37				11 DEC 1998
<i>Total of 4 NZL competitors (1 Lady - 3 Men)</i>										
OAR - Olympic Athlete from Russia										
	9485187	BYKOVA Milena	F	PGS	23					9 JAN 1998
	9485265	FEDOROVA Sofya	F	BA SS				22	30	4 SEP 1998
	9485208	PAUL Kristina	F	SBX			22			22 FEB 1998
	9485145	SOBOLEVA Natalia	F	PGS	15					11 DEC 1995
	1489922	TUDEGESHEVA Ekaterina	F	PGS	8					30 OCT 1987
	9485135	VASILTSOVA Mariya	F	SBX			20			22 JUN 1995
	1489930	ZAVARZINA Alena	F	PGS	3					27 MAY 1989
	9480374	AVTANEEV Nikita	M	HP		30				3 SEP 1995
	9480364	DILMAN Daniil	M	SBX			48			26 FEB 1996
	9480582	KHADARIN Vlad	M	BA SS				50	54	22 FEB 1998
	9480632	LOGINOV Dmitry	M	PGS	9					2 FEB 2000
	9480392	MAMAEV Anton	M	BA					31	24 MAY 1997
	9480290	OLYUNIN Nikolay	M	SBX			25			23 OCT 1991
	9480495	SARSEMBAEV Dmitry	M	PGS	12					29 NOV 1997
	9480117	SOBOLEV Andrey	M	PGS	4					27 NOV 1989
	9480485	WILD Vic	M	PGS	20					23 AUG 1986
<i>Total of 16 OAR competitors (7 Ladies - 9 Men)</i>										
POL - Poland										
	9435030	BIELA Weronika	F	PGS	31					15 SEP 1991
	9435005	KROL Aleksandra	F	PGS	25					20 NOV 1990
	9435019	SMYKALA Zuzanna	F	SBX			32			10 JAN 1990
	1439979	SZTOKFISZ Karolina	F	PGS	36					15 FEB 1989
	9430120	KWIATKOWSKI Oskar	M	PGS	43					25 APR 1996
	1427743	LIGOCKI Mateusz	M	SBX			61			18 JUN 1982
<i>Total of 6 POL competitors (4 Ladies - 2 Men)</i>										



Entry List by NOC

NOC별 엔트리 리스트 / Liste d'inscriptions par CNO

REVISED
20 FEB 13:04

As of 20 FEB 2018

NOC	FIS Code	Name	Gender	Event Code	PGS FIS Seeding Rank	HP FIS Seeding Rank	SBX FIS Seeding Rank	SS FIS Seeding Rank	BA FIS Seeding Rank	Date of Birth
SLO - Slovenia										
	1569955	KOTNIK Gloria	F	PGS	14					1 JUN 1989
	1569999	VERDNIK Kaja	F	HP		34				23 FEB 1999
	1659088	KOSIR Zan	M	PGS	21					11 APR 1984
	7560012	MARGUC Rok	M	PGS	17					25 MAY 1986
	9560053	MASTNAK Tim	M	PGS	28					31 JAN 1991
	9560152	RAVNJAK Tim-Kevin	M	HP		25				5 NOV 1996
	9560193	STANTE Tit	M	HP		32				11 OCT 1998

Total of 7 SLO competitors (2 Ladies - 5 Men)

SUI - Switzerland

9515010	CANDRIAN Sina	F	BA SS					18	10	21 NOV 1988
9515138	CASANOVA Lara	F	SBX			19				25 OCT 1996
9515143	DERUNGS Isabel	F	BA SS					17	24	17 JUL 1987
9515149	HASLER Alexandra	F	SBX			25				1 JUN 1997
9515102	JENNY Ladina	F	PGS	18						10 JUN 1993
9515059	KOENZ Elena	F	BA SS					19	27	12 SEP 1987
7519960	KUMMER Patrizia	F	PGS	9						16 OCT 1987
9515030	MEILER Simona	F	SBX			21				13 SEP 1989
9515066	MUELLER Stefanie	F	PGS	28						5 JUN 1992
9515128	ROHRER Verena	F	HP		23					8 APR 1996
9515153	SOMAINI Carla	F	BA SS					34	26	13 OCT 1991
9515082	ZOGG Julie	F	PGS	11						1 OCT 1992
9510428	ALLENSPACH Elias	M	HP		40					14 MAY 2001
9510288	BOESIGER Jonas	M	BA SS					42	16	5 APR 1995
9510239	BURGENER Patrick	M	HP		11					1 JUN 1994
9510316	CAVIEZEL Dario	M	PGS	22						12 JUL 1995
1514943	FLUETSCH Kaspar	M	PGS	18						20 JUN 1986
1514944	GALMARINI Nevin	M	PGS	1						4 DEC 1986
9510438	HUBER Nicolas	M	BA SS					35	33	14 JAN 1995
9510369	KOBLET Kalle	M	SBX			41				17 AUG 1997
9510342	LYMANN Jerome	M	SBX			43				2 APR 1996
9510290	SCHAERER Michael	M	BA SS					49	27	23 DEC 1996
9510228	SCHERRER Jan	M	HP		20					11 JUL 1994
9510319	THOENEN Moritz	M	BA SS					44	59	9 DEC 1996

Total of 24 SUI competitors (12 Ladies - 12 Men)

SVK - Slovakia

1709938	MEDLOVA Klaudia	F	BA SS					43	31	26 OCT 1993
---------	-----------------	---	-------	--	--	--	--	----	----	-------------

Total of 1 SVK competitor (1 Lady)

SWE - Sweden

9500117	HEDBERG Mans	M	SS					36		14 DEC 1993
9500081	MATTSSON Niklas	M	BA SS					31	47	16 MAR 1992

Total of 2 SWE competitors (2 Men)

UKR - Ukraine

1699945	DANCHA Annamari	F	PGS	20						26 MAR 1990
---------	-----------------	---	-----	----	--	--	--	--	--	-------------

Total of 1 UKR competitor (1 Lady)



Entry List by NOC

NOC별 엔트리 리스트 / Liste d'inscriptions par CNO

REVISED
20 FEB 13:04

As of 20 FEB 2018

NOC	FIS Code	Name	Gender	Event Code	PGS FIS Seeding Rank	HP FIS Seeding Rank	SBX FIS Seeding Rank	SS FIS Seeding Rank	BA FIS Seeding Rank	Date of Birth
USA - United States of America										
	9535078	ANDERSON Jamie	F	BA SS				1	2	13 SEP 1990
	1470811	CLARK Kelly	F	HP		2				26 JUL 1983
	9535287	GOLD Arielle	F	HP		11				4 MAY 1996
	9535108	GULINI Faye	F	SBX			11			24 MAR 1992
	7310636	JACOBELLIS Lindsey	F	SBX			2			19 AUG 1985
	9535306	JENSON Jessika	F	BA SS				21	25	7 AUG 1991
	9535393	KIM Chloe	F	HP		1				23 APR 2000
	9535409	LANGLAND Hailey	F	BA SS				8	13	2 AUG 2000
	9535365	MARINO Julia	F	BA SS				2	4	11 SEP 1997
	9535389	MASTRO Maddie	F	HP		4				22 FEB 2000
	9535297	TIERNEY Meghan	F	SBX			29			15 JAN 1997
	9530138	BAUMGARTNER Nick	M	SBX			15			17 DEC 1981
	7537023	CHEEVER Jonathan	M	SBX			24			17 APR 1985
	9531130	CORNING Chris	M	BA SS				6	5	7 SEP 1999
	9530331	DIERDORFF Mick	M	SBX			8			30 APR 1991
	9530659	FERGUSON Ben	M	HP		4				21 JAN 1995
	9531135	GERARD Redmond	M	BA SS				7	10	29 JUN 2000
	9530715	JOSEY Chase	M	HP		9				31 MAR 1995
	9530359	KEARNEY Hagen	M	SBX			7			6 NOV 1991
	9530894	MACK Kyle	M	BA SS				14	19	6 JUL 1997
	9530816	MUSS Aaron	M	PGS	24					15 DEC 1994
	9530983	PATES Jake	M	HP		7				30 JUL 1998
	9530618	STASSEL Ryan	M	BA SS				38	35	23 OCT 1992
	7535029	TRAPP Michael	M	PGS	32					10 JUL 1988
	1665393	WHITE Shaun	M	HP		2				3 SEP 1986

Total of 25 USA competitors (11 Ladies - 14 Men)

Legend:							
BA	Big Air	F	Female	HP	Halfpipe	M	Male
PGS	Parallel Giant Slalom	Rk	Rank	SBX	Snowboard Cross	SS	Slopestyle

Updated after 1 withdraw in Men's Snowboard Big Air



Phoenix Snow Park

휘닉스 스노 경기장
Parc de neige Phoenix

PyeongChang 2018™



SAT 24 FEB

Start Time 9:00

Snowboard

스노보드 / Snowboard

Ladies' Parallel Giant Slalom

여자 평행대회전 / Slalom géant parallèle femmes

Qualification Run

예선 런 / Manche de qualification



Start List

스타트 리스트 / Liste de départ

PGS

Jury			Technical Data		
FIS Race Director	BEIER Uwe	FIS	Course Name	PyeongChang Parallel Giant Slalom	
FIS Technical Delegate	MALSINER Marco	ITA	Start / Finish Altitude	848m / 693m	
Start Referee	KWAK Taemin	KOR	Vertical Drop / Course Length	155m / 595m	
Finish Referee	SIDORCHUK Jim	CAN	Homologation Number	7301/006/18	
Chief of Competition	NOH Sung-Gyun	KOR	Number of Gates	27	
Officials					
Course Supervisor	TURCOTTE Charles	CAN			
Chief of Course	ROH Yong-Ju	KOR			
Course Designer & Builder	TURCOTTE Charles	CAN			
Course Setter	KRUG Bernd	AUT			
Video Controller	KROGOLL Peter	GER			

Number of Competitors: 31, Number of NOCs: 14

RED COURSE						
Start Order	Bib	FIS Code	Name	NOC Code	YB	Time
1	1	1489930	ZAVARZINA Alena	OAR	1989	
2	3	9055071	ULBING Daniela	AUT	1998	
3	5	9405023	DEKKER Michelle	NED	1996	
4	7	1159979	LEDECKA Ester	CZE	1995	
5	9	1543464	TAKEUCHI Tomoka	JPN	1983	
6	11	1569955	KOTNIK Gloria	SLO	1989	
7	13	9485145	SOBOLEVA Natalia	OAR	1995	
8	15	1489922	TUDEGESHEVA E	OAR	1987	
9	17	9515102	JENNY Ladina	SUI	1993	
10	19	9295071	OCHNER Nadya	ITA	1993	
11	21	9435005	KROL Aleksandra	POL	1990	
12	23	9515066	MUELLER Stefanie	SUI	1992	
13	25	9435030	BIELA Weronika	POL	1991	
14	27	1129982	ZANG Ruxin	CHN	1994	
15	29	1129990	XU Xiaoxiao	CHN	1992	
16	31	1329978	SHIN Dahae	KOR	1988	

BLUE COURSE						
Bib	FIS Code	Name	NOC Code	YB	Time	
2	7519960	KUMMER Patrizia	SUI	1987		
4	1746485	DUJMOVITS Julia	AUT	1987		
6	9055006	MESCHIK Ina	AUT	1990		
8	9205058	HOFMEISTER RT	GER	1996		
10	9205057	LANGENHORST Carolin	GER	1996		
12	1004920	RIEGLER Claudia	AUT	1973		
14	9515082	ZOGG Julie	SUI	1992		
16	9205004	JOERG Selina	GER	1988		
18	1699945	DANCHA Annamari	UKR	1990		
20	9485187	BYKOVA Milena	OAR	1998		
22	9125001	GONG Naiying	CHN	1998		
24	7526835	WOEHRER Anke	GER	1985		
26	9325017	JEONG Haerim	KOR	1995		
28	1439979	SZTOKFISZ Karolina	POL	1989		
30	1605641	PENTCHEVA Teodora	BUL	1982		

Forerunners:					
F1 - HONG Seungyeong	KOR	F2 - CHO Wanhee	KOR	F3 - SHIN Seokjin	KOR
F4 - KWON Yonghwi	KOR				

Progression system: All competitors are sorted according to their ranking (except a random draw for the top 16). All competitors with a valid qualification run time are eligible to start in the elimination run.

Legend:
YB Year of Birth



Phoenix Snow Park

휘닉스 스노 경기장
Parc de neige Phoenix

PyeongChang 2018™



SAT 24 FEB

Start Time 9:54

Snowboard

스노보드 / Snowboard

Ladies' Parallel Giant Slalom

여자 평행대회전 / Slalom géant parallèle femmes

Qualification

예선 / Qualifications



Results

경기결과 / Résultats

PGS

Jury			Technical Data	
FIS Race Director	BEIER Uwe	FIS	Course Name	PyeongChang Parallel Giant Slalom
FIS Technical Delegate	MALSINER Marco	ITA	Start / Finish Altitude	848m / 693m
Start Referee	KWAK Taemin	KOR	Vertical Drop / Course Length	155m / 595m
Finish Referee	SIDORCHUK Jim	CAN	Homologation Number	7301/006/18
Chief of Competition	NOH Sung-Gyun	KOR	Number of Gates	27
Officials				
Course Supervisor	TURCOTTE Charles	CAN		
Chief of Course	ROH Yong-Ju	KOR		
Course Designer & Builder	TURCOTTE Charles	CAN		
Course Setter	KRUG Bernd	AUT		
Video Controller	KROGOLL Peter	GER		

Number of Competitors: 31, Number of NOCs: 14

Rank	Bib	FIS Code	Name	NOC Code	YB	BLUE COURSE		RED COURSE		Total Time
						Time	Rk	Time	Rk	
1	7	1159979	LEDECKA Ester	CZE	1995	45.58	5	43.32	1	1:28.90 Q
2	1	1489930	ZAVARZINA Alena	OAR	1989	45.43	4	44.73	2	1:30.16 Q
3	16	9205004	JOERG Selina	GER	1988	44.67	1	45.60	5	1:30.27 Q
4	10	9205057	LANGENHORST Carolin	GER	1996	45.02	2	46.56	14	1:31.58 Q
5	8	9205058	HOFMEISTER Ramona Theresia	GER	1996	45.36	3	46.62	16	1:31.98 Q
6	9	1543464	TAKEUCHI Tomoka	JPN	1983	47.86	20	45.00	3	1:32.86 Q
7	14	9515082	ZOGG Julie	SUI	1992	45.70	6	47.19	24	1:32.89 Q
8	3	9055071	ULBING Daniela	AUT	1998	47.07	14	46.00	8	1:33.07 Q
9	20	9485187	BYKOVA Milena	OAR	1998	46.43	9	46.66	17	1:33.09 Q
10	21	9435005	KROL Aleksandra	POL	1990	47.02	13	46.11	9	1:33.13 Q
11	4	1746485	DUJMOVITS Julia	AUT	1987	45.95	7	47.21	25	1:33.16 Q
12	17	9515102	JENNY Ladina	SUI	1993	46.96	11	46.23	12	1:33.19 Q
13	6	9055006	MESCHIK Ina	AUT	1990	46.21	8	47.02	21	1:33.23 Q
14	15	1489922	TUDEGESHEVA Ekaterina	OAR	1987	47.44	17	45.98	7	1:33.42 Q
15	11	1569955	KOTNIK Gloria	SLO	1989	48.00	21	45.52	4	1:33.52 Q
16	2	7519960	KUMMER Patrizia	SUI	1987	47.00	12	46.59	15	1:33.59 Q
17	5	9405023	DEKKER Michelle	NED	1996	47.42	16	46.18	11	1:33.60
18	19	9295071	OCHNER Nadya	ITA	1993	48.00	21	45.80	6	1:33.80
19	13	9485145	SOBOLEVA Natalia	OAR	1995	47.78	18	46.15	10	1:33.93
20	26	9325017	JEONG Haerim	KOR	1995	46.93	10	47.18	23	1:34.11
21	24	7526835	WOEHRER Anke	GER	1985	47.83	19	46.87	19	1:34.70
22	27	1129982	ZANG Ruxin	CHN	1994	48.17	24	47.09	22	1:35.26
23	23	9515066	MUELLER Stefanie	SUI	1992	48.79	26	46.80	18	1:35.59
24	25	9435030	BIELA Weronika	POL	1991	48.10	23	47.82	27	1:35.92
25	31	1329978	SHIN Dahae	KOR	1988	49.13	28	46.91	20	1:36.04
26	22	9125001	GONG Naiying	CHN	1998	48.63	25	47.73	26	1:36.36
27	30	1605641	PENTCHEVA Teodora	BUL	1982	49.01	27	49.62	28	1:38.63
28	18	1699945	DANCHA Annamari	UKR	1990	1:00.12	29	46.52	13	1:46.64
29	28	1439979	SZTOKFISZ Karolina	POL	1989	47.13	15	DSQ		
	12	1004920	RIEGLER Claudia	AUT	1973	DNF				DNF
	29	1129990	XU Xiaoxiao	CHN	1992			DSQ		DSQ

Forerunners:

F1 - HONG Seungyeong	KOR	F2 - CHO Wanhee	KOR	F3 - SHIN Seokjin	KOR
F4 - KWON Yonghwi	KOR				

Conditions on course:

Qualification: MOSTLY CLOUDY Snow Temperature: .4°C / 32.7°F Temperature - Start: -1.2°C / 29.8°F Temperature - Finish: .4°C / 32.7°F

Progression system: The competitors start on the opposite course in reverse order of their rank. The top 16 ranked competitors according to the total time of the two runs qualify to the finals.

Legend:

DNF	Did Not Finish	DSQ	Disqualified	Q	Qualified	Rk	Rank
YB	Year of Birth						

24 FEB 2018 / Phoenix Snow Park (KOR) / 7082

SBDWPGS-----QUAL-----_73P2 1.0

Report Created SAT 24 FEB 2018 10:30

Page 1/1





Phoenix Snow Park

휘닉스 스노 경기장
Parc de neige Phoenix

PyeongChang 2018™



SAT 24 FEB

Start Time 13:30

Snowboard

스노보드 / Snowboard

Ladies' Parallel Giant Slalom

여자 평행대회전 / Slalom géant parallèle femmes

Finals

결승 / Finales



Brackets

대진표 / Programme des matchs

PGS

1/8 Finals - 13:30

Quarterfinals - 14:00

Semifinals - 14:18

Finals - 14:28

Q Bib **Heat 1** (1/16)

13	6	MESCHIK Ina	AUT	W
4	10	LANGENHORST C	GER	+0.02

Q Bib **Heat 2** (2/16)

5	8	HOFMEISTER RT	GER	W
12	17	JENNY Ladina	SUI	DNF

Q Bib **Heat 3** (3/16)

8	3	ULBING Daniela	AUT	W
9	20	BYKOVA Milena	OAD	+0.52

Q Bib **Heat 4** (4/16)

1	7	LEDECKA Ester	CZE	W
16	2	KUMMER Patrizia	SUI	+0.71

Q Bib **Heat 5** (5/16)

2	1	ZAVARZINA Alena	OAD	W
15	11	KOTNIK Gloria	SLO	+0.03

Q Bib **Heat 6** (6/16)

7	14	ZOGG Julie	SUI	W
10	21	KROL Aleksandra	POL	+0.70

Q Bib **Heat 7** (7/16)

6	9	TAKEUCHI Tomoka	JPN	W
11	4	DUJMOVITS Julia	AUT	+0.17

Q Bib **Heat 8** (8/16)

3	16	JOERG Selina	GER	W
14	15	TUDEGESHEVA E	OAD	+0.65

Bib **QF 1** (9/16)

8	HOFMEISTER RT	GER	W
6	MESCHIK Ina	AUT	+0.78

Bib **QF 2** (10/16)

7	LEDECKA Ester	CZE	W
3	ULBING Daniela	AUT	+0.97

Bib **QF 3** (11/16)

1	ZAVARZINA Alena	OAD	W
14	ZOGG Julie	SUI	+1.88

Bib **QF 4** (12/16)

16	JOERG Selina	GER	W
9	TAKEUCHI Tomoka	JPN	+0.62

Bib **Semifinal 1** (13/16)

7	LEDECKA Ester	CZE	W
8	HOFMEISTER RT	GER	DNF

Bib **Small Final** (15/16)

8	HOFMEISTER RT	GER	W
1	ZAVARZINA Alena	OAD	+4.07

Bib **Big Final** (16/16)

7	LEDECKA Ester	CZE	W
16	JOERG Selina	GER	+0.46

Bib **Semifinal 2** (14/16)

16	JOERG Selina	GER	W
1	ZAVARZINA Alena	OAD	DNF

Ranking Summary

Gold	LEDECKA Ester	CZE
Silver	JOERG Selina	GER
Bronze	HOFMEISTER Ramona Theresia	GER
	4 ZAVARZINA Alena	OAD
	5 TAKEUCHI Tomoka	JPN
	6 ZOGG Julie	SUI
	7 ULBING Daniela	AUT
	8 MESCHIK Ina	AUT

Progression system: The winner after one run advances to the next phase. The winners of the 1/8 final heats qualify to the quarterfinals. The winners of the quarterfinals qualify to the semifinals. The winners of the semifinals qualify to the Big Final. The losers of the semifinals qualify to the Small Final.

Legend:							
DNF	Did Not Finish	Q	Rank from qualification	QF	Quarterfinal	SF	Semifinal
W	Winner						

24 FEB 2018 / Phoenix Snow Park (KOR) / 7086

SBDWPGS-----_75P1 5.0

Report Created SAT 24 FEB 2018 14:50

Page 1/1





Phoenix Snow Park

휘닉스 스노 경기장
Parc de neige Phoenix

PyeongChang 2018™



SAT 24 FEB

Start Time 13:30

Snowboard

스노보드 / Snowboard

Ladies' Parallel Giant Slalom

여자 평행대회전 / Slalom géant parallèle femmes



Results

경기결과 / Résultats

PGS

Jury			Technical Data	
FIS Race Director	BEIER Uwe	FIS	Course Name	PyeongChang Parallel Giant Slalom
FIS Technical Delegate	MALSINER Marco	ITA	Start / Finish Altitude	848m / 693m
Start Referee	KWAK Taemin	KOR	Vertical Drop / Course Length	155m / 595m
Finish Referee	SIDORCHUK Jim	CAN	Homologation Number	7301/006/18
Chief of Competition	NOH Sung-Gyun	KOR	Number of Gates	27
Officials				
Course Supervisor	TURCOTTE Charles	CAN		
Chief of Course	ROH Yong-Ju	KOR		
Course Designer & Builder	TURCOTTE Charles	CAN		
Course Setter	KRUG Bernd	AUT		
Video Controller	KROGOLL Peter	GER		

Number of Competitors: 31, Number of NOCs: 14

Rank	Bib	FIS Code	Name	NOC Code	YB	Qualification			Race Points
						Blue	Red	Total	
BIG FINAL									
1	7	1159979	LEDECKA Ester	CZE	1995				1000.00
2	16	9205004	JOERG Selina	GER	1988				800.00
SMALL FINAL									
3	8	9205058	HOFMEISTER Ramona Theresia	GER	1996				600.00
4	1	1489930	ZAVARZINA Alena	OAR	1989				500.00
QUARTERFINALS									
5	9	1543464	TAKEUCHI Tomoka	JPN	1983	47.86	45.00	1:32.86	450.00
6	14	9515082	ZOGG Julie	SUI	1992	45.70	47.19	1:32.89	400.00
7	3	9055071	ULBING Daniela	AUT	1998	47.07	46.00	1:33.07	360.00
8	6	9055006	MESCHIK Ina	AUT	1990	46.21	47.02	1:33.23	320.00
1/8 FINALS									
9	10	9205057	LANGENHORST Carolin	GER	1996	45.02	46.56	1:31.58	290.00
10	20	9485187	BYKOVA Milena	OAR	1998	46.43	46.66	1:33.09	260.00
11	21	9435005	KROL Aleksandra	POL	1990	47.02	46.11	1:33.13	240.00
12	4	1746485	DUJMOVITS Julia	AUT	1987	45.95	47.21	1:33.16	220.00
13	17	9515102	JENNY Ladina	SUI	1993	46.96	46.23	1:33.19	200.00
14	15	1489922	TUDEGESHEVA Ekaterina	OAR	1987	47.44	45.98	1:33.42	180.00
15	11	1569955	KOTNIK Gloria	SLO	1989	48.00	45.52	1:33.52	160.00
16	2	7519960	KUMMER Patrizia	SUI	1987	47.00	46.59	1:33.59	150.00
RESULTS FROM QUALIFICATION									
17	5	9405023	DEKKER Michelle	NED	1996	47.42	46.18	1:33.60	140.00
18	19	9295071	OCHNER Nadya	ITA	1993	48.00	45.80	1:33.80	130.00
19	13	9485145	SOBOLEVA Natalia	OAR	1995	47.78	46.15	1:33.93	120.00
20	26	9325017	JEONG Haerim	KOR	1995	46.93	47.18	1:34.11	110.00
21	24	7526835	WOEHRER Anke	GER	1985	47.83	46.87	1:34.70	100.00
22	27	1129982	ZANG Ruxin	CHN	1994	48.17	47.09	1:35.26	90.00
23	23	9515066	MUELLER Stefanie	SUI	1992	48.79	46.80	1:35.59	80.00
24	25	9435030	BIELA Weronika	POL	1991	48.10	47.82	1:35.92	70.00
25	31	1329978	SHIN Dahae	KOR	1988	49.13	46.91	1:36.04	60.00
26	22	9125001	GONG Naiying	CHN	1998	48.63	47.73	1:36.36	50.00
27	30	1605641	PENTCHEVA Teodora	BUL	1982	49.01	49.62	1:38.63	45.00
28	18	1699945	DANCHA Annamari	UKR	1990	1:00.12	46.52	1:46.64	
29	28	1439979	SZTOKFISZ Karolina	POL	1989	47.13	DSQ		
	12	1004920	RIEGLER Claudia	AUT	1973	DNF			
	29	1129990	XU Xiaoxiao	CHN	1992		DSQ		

Forerunners:

F1 - HONG Seungyeong	KOR	F2 - CHO Wanhee	KOR	F3 - SHIN Seokjin	KOR
F4 - KWON Yonghwi	KOR				

Conditions on course:

Qualification:	MOSTLY CLOUDY	Snow Temperature:	.4°C / 32.7°F	Temperature - Start:	-1.2°C / 29.8°F	Temperature - Finish:	.4°C / 32.7°F
Finals:	MOSTLY CLOUDY	Snow Temperature:	2.7°C / 36.9°F	Temperature - Start:	1.4°C / 34.5°F	Temperature - Finish:	2.7°C / 36.9°F

Legend:

DNF	Did Not Finish	DSQ	Disqualified	YB	Year of Birth
-----	----------------	-----	--------------	----	---------------



Start List

스타트 리스트 / Liste de départ

PGS

Jury			Technical Data	
FIS Race Director	BEIER Uwe	FIS	Course Name	PyeongChang Parallel Giant Slalom
FIS Technical Delegate	MALSINER Marco	ITA	Start / Finish Altitude	848m / 693m
Start Referee	KWAK Taemin	KOR	Vertical Drop / Course Length	155m / 595m
Finish Referee	SIDORCHUK Jim	CAN	Homologation Number	7301/006/18
Chief of Competition	NOH Sung-Gyun	KOR	Number of Gates	27
Officials				
Course Supervisor	TURCOTTE Charles	CAN		
Chief of Course	ROH Yong-Ju	KOR		
Course Designer & Builder	TURCOTTE Charles	CAN		
Course Setter	KRUG Bernd	AUT		
Video Controller	KROGOLL Peter	GER		

Number of Competitors: 32, Number of NOCs: 13

RED COURSE						
Start Order	Bib	FIS Code	Name	NOC Code	YB	Time
1	1	7538766	MARCH Aaron	ITA	1986	
2	3	9050029	KISLINGER Sebastian	AUT	1988	
3	5	1054984	KARL Benjamin	AUT	1985	
4	7	1163127	FISCHNALLER Roland	ITA	1980	
5	9	9480495	SARSEMBAEV Dmitry	OAR	1997	
6	11	7560012	MARGUC Rok	SLO	1986	
7	13	9480632	LOGINOV Dmitry	OAR	2000	
8	15	1094969	YANKOV Radoslav	BUL	1990	
9	17	1514943	FLUETSCH Kaspar	SUI	1986	
10	19	9480485	WILD Vic	OAR	1986	
11	21	9510316	CAVIEZEL Dario	SUI	1995	
12	23	9530816	MUSS Aaron	USA	1994	
13	25	9320041	CHOI Bogun	KOR	1991	
14	27	9320014	KIM Sangkyum	KOR	1989	
15	29	7535029	TRAPP Michael	USA	1988	
16	31	9100195	GARDNER Darren	CAN	1990	

BLUE COURSE						
Bib	FIS Code	Name	NOC Code	YB	Time	
2	9480117	SOBOLEV Andrey	OAR	1989		
4	9200092	BAUMEISTER Stefan	GER	1993		
6	9290107	CORATTI Edwin	ITA	1991		
8	1560730	DUFOUR Sylvain	FRA	1982		
10	1093190	PROMMEGGER Andreas	AUT	1980		
12	1514944	GALMARINI Nevin	SUI	1986		
14	9320091	LEE Sangho	KOR	1995		
16	9050042	PAYER Alexander	AUT	1989		
18	9290151	FELICETTI Mirko	ITA	1992		
20	1659088	KOSIR Zan	SLO	1984		
22	1209202	ANDERSON Jasey Jay	CAN	1975		
24	1442390	BUSSELER Patrick	GER	1984		
26	9560053	MASTNAK Tim	SLO	1991		
28	7300127	SHIBA Masaki	JPN	1986		
30	1204999	BERGMANN Alexander	GER	1987		
32	9430120	KWIATKOWSKI Oskar	POL	1996		

Forerunners:					
F1 - HONG Seungyeong	KOR	F2 - CHO Wanhee	KOR	F3 - SHIN Seokjin	KOR
F4 - KWON Yonghwi	KOR				

Progression system: All competitors are sorted according to their ranking (except a random draw for the top 16). All competitors with a valid qualification run time are eligible to start in the elimination run.

Legend:
YB Year of Birth



Phoenix Snow Park

휘닉스 스노 경기장
Parc de neige Phoenix

PyeongChang 2018™



SAT 24 FEB

Start Time 10:21

Snowboard

스노보드 / Snowboard

Men's Parallel Giant Slalom

남자 평행대회전 / Slalom géant parallèle hommes

Qualification

예선 / Qualifications



Results

경기결과 / Résultats

PGS

Jury			Technical Data	
FIS Race Director	BEIER Uwe	FIS	Course Name	PyeongChang Parallel Giant Slalom
FIS Technical Delegate	MALSINER Marco	ITA	Start / Finish Altitude	848m / 693m
Start Referee	KWAK Taemin	KOR	Vertical Drop / Course Length	155m / 595m
Finish Referee	SIDORCHUK Jim	CAN	Homologation Number	7301/006/18
Chief of Competition	NOH Sung-Gyun	KOR	Number of Gates	27
Officials				
Course Supervisor	TURCOTTE Charles	CAN		
Chief of Course	ROH Yong-Ju	KOR		
Course Designer & Builder	TURCOTTE Charles	CAN		
Course Setter	KRUG Bernd	AUT		
Video Controller	KROGOLL Peter	GER		

Number of Competitors: 32, Number of NOCs: 13

Rank	Bib	FIS Code	Name	NOC Code	YB	BLUE COURSE		RED COURSE		Total Time
						Time	Rk	Time	Rk	
1	12	1514944	GALMARINI Nevin	SUI	1986	41.73	1	43.05	21	1:24.78 Q
2	20	1659088	KOSIR Zan	SLO	1984	42.03	3	42.94	18	1:24.97 Q
3	14	9320091	LEE Sangho	KOR	1995	42.16	5	42.90	16	1:25.06 Q
4	8	1560730	DUFOUR Sylvain	FRA	1982	41.92	2	43.35	27	1:25.27 Q
5	16	9050042	PAYER Alexander	AUT	1989	42.43	9	42.87	14	1:25.30 Q
6	5	1054984	KARL Benjamin	AUT	1985	43.21	17	42.12	5	1:25.33 Q
7	4	9200092	BAUMEISTER Stefan	GER	1993	42.07	4	43.30	25	1:25.37 Q
8	7	1163127	FISCHNALLER Roland	ITA	1980	43.94	24	41.50	2	1:25.44 Q
9	19	9480485	WILD Vic	OAR	1986	43.50	20	42.01	4	1:25.51 Q
10	3	9050029	KISLINGER Sebastian	AUT	1988	43.47	18	42.12	5	1:25.59 Q
11	10	1093190	PROMMEGGER Andreas	AUT	1980	42.20	6	43.47	28	1:25.67 Q
12	6	9290107	CORATTI Edwin	ITA	1991	42.37	8	43.33	26	1:25.70 Q
13	32	9430120	KWIATKOWSKI Oskar	POL	1996	42.84	10	42.88	15	1:25.72 Q
14	9	9480495	SARSEMBAEV Dmitry	OAR	1997	43.02	14	42.72	12	1:25.74 Q
15	27	9320014	KIM Sangkyum	KOR	1989	42.84	10	43.04	20	1:25.88 Q
16	26	9560053	MASTNAK Tim	SLO	1991	43.15	16	42.82	13	1:25.97 Q
17	11	7560012	MARGUC Rok	SLO	1986	43.78	23	42.20	7	1:25.98
18	2	9480117	SOBOLEV Andrey	OAR	1989	42.35	7	43.64	29	1:25.99
19	15	1094969	YANKOV Radoslav	BUL	1990	43.48	19	42.56	10	1:26.04
20	23	9530816	MUSS Aaron	USA	1994	44.12	28	41.98	3	1:26.10
21	17	1514943	FLUETSCH Kaspar	SUI	1986	43.10	15	43.16	23	1:26.26
22	21	9510316	CAVIEZEL Dario	SUI	1995	43.69	22	42.70	11	1:26.39
23	1	7538766	MARCH Aaron	ITA	1986	45.19	29	41.39	1	1:26.58
24	22	1209202	ANDERSON Jasey Jay	CAN	1975	42.99	12	43.77	30	1:26.76
25	24	1442390	BUSLER Patrick	GER	1984	42.99	12	43.78	31	1:26.77
26	25	9320041	CHOI Bogun	KOR	1991	43.52	21	43.26	24	1:26.78
27	28	7300127	SHIBA Masaki	JPN	1986	44.00	26	42.91	17	1:26.91
28	31	9100195	GARDNER Darren	CAN	1990	43.97	25	42.97	19	1:26.94
29	18	9290151	FELICETTI Mirko	ITA	1992	45.29	30	42.27	8	1:27.56
30	29	7535029	TRAPP Michael	USA	1988	44.05	27	44.09	32	1:28.14
31	30	1204999	BERGMANN Alexander	GER	1987	46.11	31	43.14	22	1:29.25
32	13	9480632	LOGINOV Dmitry	OAR	2000	48.68	32	42.32	9	1:31.00

Forerunners:

F1 - HONG Seungyeong	KOR	F2 - CHO Wanhee	KOR	F3 - SHIN Seokjin	KOR
F4 - KWON Yonghwi	KOR				

Conditions on course:

Qualification: MOSTLY CLOUDY Snow Temperature: .3°C / 32.5°F Temperature - Start: -1°C / 30.2°F Temperature - Finish: .3°C / 32.5°F

Progression system: The competitors start on the opposite course in reverse order of their rank. The top 16 ranked competitors according to the total time of the two runs qualify to the finals.

Legend:

Q	Qualified	Rk	Rank	YB	Year of Birth
---	-----------	----	------	----	---------------



Brackets

대진표 / Programme des matchs

PGS

1/8 Finals - 13:45	Quarterfinals - 14:08	Semifinals - 14:22	Finals - 14:34
---------------------------	------------------------------	---------------------------	-----------------------

<p>Q Bib Heat 1 (1/16)</p> <table border="1"> <tr><td>4</td><td>8</td><td>DUFOUR Sylvain</td><td>FRA</td><td>W</td></tr> <tr><td>13</td><td>32</td><td>KWIATKOWSKI O</td><td>POL</td><td>+0.10</td></tr> </table> <p>Q Bib Heat 2 (2/16)</p> <table border="1"> <tr><td>12</td><td>6</td><td>CORATTI Edwin</td><td>ITA</td><td>W</td></tr> <tr><td>5</td><td>16</td><td>PAYER Alexander</td><td>AUT</td><td>+0.33</td></tr> </table> <p>Q Bib Heat 3 (3/16)</p> <table border="1"> <tr><td>8</td><td>7</td><td>FISCHNALLER R</td><td>ITA</td><td>W</td></tr> <tr><td>9</td><td>19</td><td>WILD Vic</td><td>OAD</td><td>+0.93</td></tr> </table> <p>Q Bib Heat 4 (4/16)</p> <table border="1"> <tr><td>1</td><td>12</td><td>GALMARINI Nevin</td><td>SUI</td><td>W</td></tr> <tr><td>16</td><td>26</td><td>MASTNAK Tim</td><td>SLO</td><td>+0.38</td></tr> </table> <p>Q Bib Heat 5 (5/16)</p> <table border="1"> <tr><td>2</td><td>20</td><td>KOSIR Zan</td><td>SLO</td><td>W</td></tr> <tr><td>15</td><td>27</td><td>KIM Sangkyum</td><td>KOR</td><td>+1.14</td></tr> </table> <p>Q Bib Heat 6 (6/16)</p> <table border="1"> <tr><td>7</td><td>4</td><td>BAUMEISTER S</td><td>GER</td><td>W</td></tr> <tr><td>10</td><td>3</td><td>KISLINGER S</td><td>AUT</td><td>+0.22</td></tr> </table> <p>Q Bib Heat 7 (7/16)</p> <table border="1"> <tr><td>6</td><td>5</td><td>KARL Benjamin</td><td>AUT</td><td>W</td></tr> <tr><td>11</td><td>10</td><td>PROMMEGGER A</td><td>AUT</td><td>+0.29</td></tr> </table> <p>Q Bib Heat 8 (8/16)</p> <table border="1"> <tr><td>3</td><td>14</td><td>LEE Sangho</td><td>KOR</td><td>W</td></tr> <tr><td>14</td><td>9</td><td>SARSEMBAEV D</td><td>OAD</td><td>+0.54</td></tr> </table>	4	8	DUFOUR Sylvain	FRA	W	13	32	KWIATKOWSKI O	POL	+0.10	12	6	CORATTI Edwin	ITA	W	5	16	PAYER Alexander	AUT	+0.33	8	7	FISCHNALLER R	ITA	W	9	19	WILD Vic	OAD	+0.93	1	12	GALMARINI Nevin	SUI	W	16	26	MASTNAK Tim	SLO	+0.38	2	20	KOSIR Zan	SLO	W	15	27	KIM Sangkyum	KOR	+1.14	7	4	BAUMEISTER S	GER	W	10	3	KISLINGER S	AUT	+0.22	6	5	KARL Benjamin	AUT	W	11	10	PROMMEGGER A	AUT	+0.29	3	14	LEE Sangho	KOR	W	14	9	SARSEMBAEV D	OAD	+0.54	<p>Bib QF 1 (9/16)</p> <table border="1"> <tr><td>8</td><td>DUFOUR Sylvain</td><td>FRA</td><td>W</td></tr> <tr><td>6</td><td>CORATTI Edwin</td><td>ITA</td><td>+0.19</td></tr> </table> <p>Bib QF 2 (10/16)</p> <table border="1"> <tr><td>12</td><td>GALMARINI Nevin</td><td>SUI</td><td>W</td></tr> <tr><td>7</td><td>FISCHNALLER R</td><td>ITA</td><td>+0.06</td></tr> </table> <p>Bib QF 3 (11/16)</p> <table border="1"> <tr><td>20</td><td>KOSIR Zan</td><td>SLO</td><td>W</td></tr> <tr><td>4</td><td>BAUMEISTER S</td><td>GER</td><td>+3.07</td></tr> </table> <p>Bib QF 4 (12/16)</p> <table border="1"> <tr><td>14</td><td>LEE Sangho</td><td>KOR</td><td>W</td></tr> <tr><td>5</td><td>KARL Benjamin</td><td>AUT</td><td>+0.94</td></tr> </table>	8	DUFOUR Sylvain	FRA	W	6	CORATTI Edwin	ITA	+0.19	12	GALMARINI Nevin	SUI	W	7	FISCHNALLER R	ITA	+0.06	20	KOSIR Zan	SLO	W	4	BAUMEISTER S	GER	+3.07	14	LEE Sangho	KOR	W	5	KARL Benjamin	AUT	+0.94	<p>Bib Semifinal 1 (13/16)</p> <table border="1"> <tr><td>12</td><td>GALMARINI Nevin</td><td>SUI</td><td>W</td></tr> <tr><td>8</td><td>DUFOUR Sylvain</td><td>FRA</td><td>DNF</td></tr> </table> <p>Bib Semifinal 2 (14/16)</p> <table border="1"> <tr><td>14</td><td>LEE Sangho</td><td>KOR</td><td>W</td></tr> <tr><td>20</td><td>KOSIR Zan</td><td>SLO</td><td>+0.01</td></tr> </table>	12	GALMARINI Nevin	SUI	W	8	DUFOUR Sylvain	FRA	DNF	14	LEE Sangho	KOR	W	20	KOSIR Zan	SLO	+0.01	<p>Bib Small Final (15/16)</p> <table border="1"> <tr><td>20</td><td>KOSIR Zan</td><td>SLO</td><td>W</td></tr> <tr><td>8</td><td>DUFOUR Sylvain</td><td>FRA</td><td>+1.49</td></tr> </table> <p>Bib Big Final (16/16)</p> <table border="1"> <tr><td>12</td><td>GALMARINI Nevin</td><td>SUI</td><td>W</td></tr> <tr><td>14</td><td>LEE Sangho</td><td>KOR</td><td>+0.43</td></tr> </table>	20	KOSIR Zan	SLO	W	8	DUFOUR Sylvain	FRA	+1.49	12	GALMARINI Nevin	SUI	W	14	LEE Sangho	KOR	+0.43
4	8	DUFOUR Sylvain	FRA	W																																																																																																																																															
13	32	KWIATKOWSKI O	POL	+0.10																																																																																																																																															
12	6	CORATTI Edwin	ITA	W																																																																																																																																															
5	16	PAYER Alexander	AUT	+0.33																																																																																																																																															
8	7	FISCHNALLER R	ITA	W																																																																																																																																															
9	19	WILD Vic	OAD	+0.93																																																																																																																																															
1	12	GALMARINI Nevin	SUI	W																																																																																																																																															
16	26	MASTNAK Tim	SLO	+0.38																																																																																																																																															
2	20	KOSIR Zan	SLO	W																																																																																																																																															
15	27	KIM Sangkyum	KOR	+1.14																																																																																																																																															
7	4	BAUMEISTER S	GER	W																																																																																																																																															
10	3	KISLINGER S	AUT	+0.22																																																																																																																																															
6	5	KARL Benjamin	AUT	W																																																																																																																																															
11	10	PROMMEGGER A	AUT	+0.29																																																																																																																																															
3	14	LEE Sangho	KOR	W																																																																																																																																															
14	9	SARSEMBAEV D	OAD	+0.54																																																																																																																																															
8	DUFOUR Sylvain	FRA	W																																																																																																																																																
6	CORATTI Edwin	ITA	+0.19																																																																																																																																																
12	GALMARINI Nevin	SUI	W																																																																																																																																																
7	FISCHNALLER R	ITA	+0.06																																																																																																																																																
20	KOSIR Zan	SLO	W																																																																																																																																																
4	BAUMEISTER S	GER	+3.07																																																																																																																																																
14	LEE Sangho	KOR	W																																																																																																																																																
5	KARL Benjamin	AUT	+0.94																																																																																																																																																
12	GALMARINI Nevin	SUI	W																																																																																																																																																
8	DUFOUR Sylvain	FRA	DNF																																																																																																																																																
14	LEE Sangho	KOR	W																																																																																																																																																
20	KOSIR Zan	SLO	+0.01																																																																																																																																																
20	KOSIR Zan	SLO	W																																																																																																																																																
8	DUFOUR Sylvain	FRA	+1.49																																																																																																																																																
12	GALMARINI Nevin	SUI	W																																																																																																																																																
14	LEE Sangho	KOR	+0.43																																																																																																																																																

Ranking Summary

Gold	GALMARINI Nevin	SUI
Silver	LEE Sangho	KOR
Bronze	KOSIR Zan	SLO
	4 DUFOUR Sylvain	FRA
	5 KARL Benjamin	AUT
	6 BAUMEISTER Stefan	GER
	7 FISCHNALLER Roland	ITA
	8 CORATTI Edwin	ITA

Progression system: The winner after one run advances to the next phase. The winners of the 1/8 final heats qualify to the quarterfinals. The winners of the quarterfinals qualify to the semifinals. The winners of the semifinals qualify to the Big Final. The losers of the semifinals qualify to the Small Final.

Legend:						
DNF	Did Not Finish	Q	Rank from qualification	QF	Quarterfinal	SF Semifinal
W	Winner					



Phoenix Snow Park

휘닉스 스노 경기장
Parc de neige Phoenix

PyeongChang 2018™



SAT 24 FEB

Start Time 13:45

Snowboard

스노보드 / Snowboard

Men's Parallel Giant Slalom

남자 평행대회전 / Slalom géant parallèle hommes



Results

경기결과 / Résultats

PGS

Jury			Technical Data		
FIS Race Director	BEIER Uwe	FIS	Course Name	PyeongChang Parallel Giant Slalom	
FIS Technical Delegate	MALSINER Marco	ITA	Start / Finish Altitude	848m / 693m	
Start Referee	KWAK Taemin	KOR	Vertical Drop / Course Length	155m / 595m	
Finish Referee	SIDORCHUK Jim	CAN	Homologation Number	7301/006/18	
Chief of Competition	NOH Sung-Gyun	KOR	Number of Gates	27	
Officials					
Course Supervisor	TURCOTTE Charles	CAN			
Chief of Course	ROH Yong-Ju	KOR			
Course Designer & Builder	TURCOTTE Charles	CAN			
Course Setter	KRUG Bernd	AUT			
Video Controller	KROGOLL Peter	GER			

Number of Competitors: 32, Number of NOCs: 13

Rank	Bib	FIS Code	Name	NOC Code	YB	Qualification			Race Points
						Blue	Red	Total	
BIG FINAL									
1	12	1514944	GALMARINI Nevin	SUI	1986				1000.00
2	14	9320091	LEE Sangho	KOR	1995				800.00
SMALL FINAL									
3	20	1659088	KOSIR Zan	SLO	1984				600.00
4	8	1560730	DUFOUR Sylvain	FRA	1982				500.00
QUARTERFINALS									
5	5	1054984	KARL Benjamin	AUT	1985	43.21	42.12	1:25.33	450.00
6	4	9200092	BAUMEISTER Stefan	GER	1993	42.07	43.30	1:25.37	400.00
7	7	1163127	FISCHNALLER Roland	ITA	1980	43.94	41.50	1:25.44	360.00
8	6	9290107	CORATTI Edwin	ITA	1991	42.37	43.33	1:25.70	320.00
1/8 FINALS									
9	16	9050042	PAYER Alexander	AUT	1989	42.43	42.87	1:25.30	290.00
10	19	9480485	WILD Vic	OAR	1986	43.50	42.01	1:25.51	260.00
11	3	9050029	KISLINGER Sebastian	AUT	1988	43.47	42.12	1:25.59	240.00
12	10	1093190	PROMMEGGER Andreas	AUT	1980	42.20	43.47	1:25.67	220.00
13	32	9430120	KWIATKOWSKI Oskar	POL	1996	42.84	42.88	1:25.72	200.00
14	9	9480495	SARSEMBAEV Dmitry	OAR	1997	43.02	42.72	1:25.74	180.00
15	27	9320014	KIM Sangkyum	KOR	1989	42.84	43.04	1:25.88	160.00
16	26	9560053	MASTNAK Tim	SLO	1991	43.15	42.82	1:25.97	150.00
RESULTS FROM QUALIFICATION									
17	11	7560012	MARGUC Rok	SLO	1986	43.78	42.20	1:25.98	140.00
18	2	9480117	SOBOLEV Andrey	OAR	1989	42.35	43.64	1:25.99	130.00
19	15	1094969	YANKOV Radoslav	BUL	1990	43.48	42.56	1:26.04	120.00
20	23	9530816	MUSS Aaron	USA	1994	44.12	41.98	1:26.10	110.00
21	17	1514943	FLUETSCH Kaspar	SUI	1986	43.10	43.16	1:26.26	100.00
22	21	9510316	CAVIEZEL Dario	SUI	1995	43.69	42.70	1:26.39	90.00
23	1	7538766	MARCH Aaron	ITA	1986	45.19	41.39	1:26.58	80.00
24	22	1209202	ANDERSON Jasey Jay	CAN	1975	42.99	43.77	1:26.76	70.00
25	24	1442390	BUSSLER Patrick	GER	1984	42.99	43.78	1:26.77	60.00
26	25	9320041	CHOI Bogun	KOR	1991	43.52	43.26	1:26.78	50.00
27	28	7300127	SHIBA Masaki	JPN	1986	44.00	42.91	1:26.91	45.00
28	31	9100195	GARDNER Darren	CAN	1990	43.97	42.97	1:26.94	40.00
29	18	9290151	FELICETTI Mirko	ITA	1992	45.29	42.27	1:27.56	36.00
30	29	7535029	TRAPP Michael	USA	1988	44.05	44.09	1:28.14	
31	30	1204999	BERGMANN Alexander	GER	1987	46.11	43.14	1:29.25	
32	13	9480632	LOGINOV Dmitry	OAR	2000	48.68	42.32	1:31.00	

Forerunners:			
F1 - HONG Seungyeong	KOR	F2 - CHO Wanhee	KOR
F4 - KWON Yonghwi	KOR	F3 - SHIN Seokjin	KOR

Conditions on course:			
Qualification:	MOSTLY CLOUDY	Snow Temperature:	.3°C / 32.5°F
Temperature - Start:	-1°C / 30.2°F	Temperature - Finish:	.3°C / 32.5°F
Finals:	MOSTLY CLOUDY	Snow Temperature:	.4°C / 32.7°F
Temperature - Start:	.6°C / 33.1°F	Temperature - Finish:	1.8°C / 35.2°F

Legend:	
YB	Year of Birth

24 FEB 2018 / Phoenix Snow Park (KOR) / 7087

SBDMPGS-----_73P3 1.0

Report Created SAT 24 FEB 2018 14:59

Page 1/1





Official Communication
 공식 전달사항 / Communication officielle

Item: 7

The Parallel Giant Slalom Programme has been rescheduled.

Summary:

The Men's and Ladies' Qualification and Final had to be rescheduled.

Details:

The new date and time of the Parallel Giant Slalom Qualification is Saturday the 24th February 2018 at 9:00.

The new start time of the Parallel Giant Slalom Final is 13:30, and the start date remains Saturday the 24th February 2018.

Issued by: FIS Race Director

Time: 18:38

Date: 21 FEB 2018

This decision affects:

Results
 Schedule
 Other

X



Start List

스타트 리스트 / Liste de départ

REVISED
12 FEB 13:06

HP

Jury			Technical Data		
FIS Contest Director	DATE Ritchie	FIS	Course Name	PyeongChang Halfpipe	
FIS Technical Delegate	KROGOLL Peter	GER	Course / Halfpipe Length	300m / 150m	
Head Judge	SUNDEKVIIST Ola	SWE	Width from Wall to Wall	26m	
Start Referee	SHIN Heesun	KOR	Halfpipe Inclination	18°	
Finish Referee	SON Junghwa	KOR	Inner Height of Walls	5m	
Chief of Competition	PARK Heejin	KOR	Inclination of Vert	82°	
Officials			Judges		
Course Supervisor			Judge 1	WONG Brandon	CAN
Chief of Course	OH Kiwook	KOR	Judge 2	BAROODY Heather	USA
Course Designer & Builder	ZEHETNER Albert	AUT	Judge 3	YOKOYAMA Kyoji	JPN
			Judge 4	BETSCHART Markus	SUI
			Judge 5	MUNZ Stefan	GER
			Judge 6	KIM Jin-Youl	KOR

Number of Competitors: 24, Number of NOCs: 10

Start Order	Bib	FIS Code	Name	NOC Code	YB	Run	J1	J2	J3	J4	J5	J6	Score	Best Score	Tie	Race Points
1	4	9535389	MASTRO Maddie	USA	R	2000	Run 1									
							Run 2									
2	9	1499921	CASTELLET Queralt	ESP	G	1989	Run 1									
							Run 2									
3	1	9535393	KIM Chloe	USA	G	2000	Run 1									
							Run 2									
4	15	1756476	RODRIGUEZ Sophie	FRA	R	1988	Run 1									
							Run 2									
5	13	9045073	ARTHUR Emily	AUS	R	1999	Run 1									
							Run 2									
6	11	9305315	IMAI Kurumi	JPN	R	1999	Run 1									
							Run 2									
7	14	1129977	LI Shuang	CHN	R	1992	Run 1									
							Run 2									
8	2	1470811	CLARK Kelly	USA	R	1983	Run 1									
							Run 2									
9	12	9195025	THOVEX Mirabelle	FRA	G	1991	Run 1									
							Run 2									
10	6	1129974	LIU Jiayu	CHN	R	1992	Run 1									
							Run 2									
11	5	9305166	MATSUMOTO Haruna	JPN	R	1993	Run 1									
							Run 2									
12	8	9305241	OE Hikaru	JPN	R	1995	Run 1									
							Run 2									
13	16	1049941	CRAWFORD Holly	AUS	R	1984	Run 1									
							Run 2									
14	10	9535287	GOLD Arielle	USA	R	1996	Run 1									
							Run 2									
15	3	1129975	CAI Xuetong	CHN	G	1993	Run 1									
							Run 2									
16	7	9305313	TOMITA Sena	JPN	R	1999	Run 1									
							Run 2									
17	17	9515128	ROHRER Verena	SUI	G	1996	Run 1									
							Run 2									



Start List

스타트 리스트 / Liste de départ

REVISED
12 FEB 13:06

HP

Start Order	Bib	FIS Code	Name	NOC Code	YB	Run	J1	J2	J3	J4	J5	J6	Score	Best Score	Tie	Race Points
18	19	1526101	NICOLL Mercedes	CAN	R	1983	Run 1									
							Run 2									
19	18	9125003	QIU Leng	CHN	R	1997	Run 1									
							Run 2									
20	21	9105347	HOSKING Elizabeth	CAN	R	2001	Run 1									
							Run 2									
21	23	1569999	VERDNIK Kaja	SLO	R	1999	Run 1									
							Run 2									
22	24	9325030	KWON Sunoo	KOR	R	1999	Run 1									
							Run 2									
23	20	9195071	GRIMAL Clemence	FRA	R	1994	Run 1									
							Run 2									
24	22	7105068	IRWIN Calynn	CAN	R	1989	Run 1									
							Run 2									

Forerunners:

F1 - LEE Joonsik	KOR	F2 - KIM Kangsan	KOR	F3 - LEE Hyunjun	KOR
F4 - KIM Minjun	KOR				

Progression system: The top 12 competitors (based on best run) advance to the Final.

Legend:	
G	Goofy
J	Judge
R	Regular
YB	Year of Birth

12 FEB 2018 / Phoenix Snow Park (KOR) / 7074

Due to the Ladie's Slopestyle Final delay, the Judges Panel has been updated.



Phoenix Snow Park

휘닉스 스노 경기장
Parc de neige Phoenix

PyeongChang 2018™



MON 12 FEB

Start Time 14:17

Snowboard

스노보드 / Snowboard

Ladies' Halfpipe

여자 하프파이프 / Halfpipe femmes

Qualification

예선 / Qualifications



Results

경기결과 / Résultats

HP

Jury				Technical Data			
FIS Contest Director	DATE Ritchie	FIS	GER	Course Name	PyeongChang Halfpipe		
FIS Technical Delegate	KROGOLL Peter	GER	SWE	Course / Halfpipe Length	300m / 150m		
Head Judge	SUNDEKVIST Ola	SWE	KOR	Width from Wall to Wall	26m		
Start Referee	SHIN Heesun	KOR	KOR	Halfpipe Inclination	18°		
Finish Referee	SON Junghwa	KOR	KOR	Inner Height of Walls	5m		
Chief of Competition	PARK Heejin	KOR	KOR	Inclination of Vert	82°		
Officials				Judges			
Course Supervisor				Judge 1	WONG Brandon	CAN	
Chief of Course	OH Kiwook	KOR		Judge 2	BAROODY Heather	USA	
Course Designer & Builder	ZEHETNER Albert	AUT		Judge 3	YOKOYAMA Kyoji	JPN	
				Judge 4	BETSCHART Markus	SUI	
				Judge 5	MUNZ Stefan	GER	
				Judge 6	KIM Jin-Youl	KOR	

Number of Competitors: 24, Number of NOCs: 10

Rank	Bib	FIS Code	Name	NOC Code	YB	Run	J1	J2	J3	J4	J5	J6	Score	Best Score	Tie	Race Points
------	-----	----------	------	----------	----	-----	----	----	----	----	----	----	-------	------------	-----	-------------

QUALIFIED TO FINAL

1	1	9535393	KIM Chloe	USA	G	2000	Run 1	92	91	91	93	92	94	91.50	95.50		
							Run 2	97	96	95	96	95	94	95.50			
2	6	1129974	LIU Jiayu	CHN	R	1992	Run 1	88	87	88	88	90	84	87.75	87.75		
							Run 2	47	36	44	39	45	35	41.00			
3	5	9305166	MATSUMOTO Haruna	JPN	R	1993	Run 1	82	79	82	81	80	80	80.75	84.25		
							Run 2	85	84	85	83	86	83	84.25			
4	4	9535389	MASTRO Maddie	USA	R	2000	Run 1	84	83	84	85	84	82	83.75	83.75		
							Run 2	80	76	75	75	72	78	76.00			
5	9	1499921	CASTELLET Queralt	ESP	G	1989	Run 1	70	71	66	73	73	72	71.50	71.50		
							Run 2	49	44	48	42	42	48	45.50			
6	3	1129975	CAI Xuetong	CHN	G	1993	Run 1	60	68	64	66	70	65	65.75	69.00		
							Run 2	63	69	67	71	76	69	69.00			
7	7	9305313	TOMITA Sena	JPN	R	1999	Run 1	62	59	58	61	60	58	59.50	66.75		
							Run 2	69	68	61	69	69	56	66.75			
8	13	9045073	ARTHUR Emily	AUS	R	1999	Run 1	34	27	30	30	34	24	30.25	66.50		
							Run 2	67	70	63	65	72	64	66.50			
9	15	1756476	RODRIGUEZ Sophie	FRA	R	1988	Run 1	68	67	60	63	68	62	65.00	65.00		
							Run 2	49	14	14	8	11	15	13.50			
10	12	9195025	THOVEX Mirabelle	FRA	G	1991	Run 1	64	57	62	68	64	59	62.25	64.25		
							Run 2	66	60	63	70	67	61	64.25			
11	2	1470811	CLARK Kelly	USA	R	1983	Run 1	40	37	40	44	40	45	41.00	63.25		
							Run 2	64	66	70	62	62	63	63.25			
12	10	9535287	GOLD Arielle	USA	R	1996	Run 1	22	15	20	18	44	17	17.50	62.75		
							Run 2	59	64	62	68	58	66	62.75			

NOT QUALIFIED

13	16	1049941	CRAWFORD Holly	AUS	R	1984	Run 1	50	55	65	59	56	60	57.50	57.50		
							Run 2	19	48	26	19	21	21	20.00			
14	17	9515128	ROHRER Verena	SUI	G	1996	Run 1	16	17	17	45	16	49	16.50	55.00		
							Run 2	55	58	50	57	54	54	55.00			
15	11	9305315	IMAI Kurumi	JPN	R	1999	Run 1	52	63	50	55	55	57	54.75	54.75		
							Run 2	49	54	52	48	51	47	50.00			



Results

경기결과 / Résultats

HP

Rank	Bib	FIS Code	Name	NOC Code	YB	Run	J1	J2	J3	J4	J5	J6	Score	Best Score	Tie	Race Points	
16	18	9125003	QIU Leng	CHN	R	1997	Run 1	54	51	45	46	52	55	50.75	53.75		
							Run 2	56	56	54	48	49	59	53.75			
17	8	9305241	OE Hikaru	JPN	R	1995	Run 1	48	11	5	5	12	12	10.00	51.00		
							Run 2	53	44	49	49	53	53	51.00			
18	19	1526101	NICOLL Mercedes	CAN	R	1983	Run 1	51	45	48	51	50	52	50.00	50.00		
							Run 2	47	48	46	52	47	50	48.00			
19	21	9105347	HOSKING Elizabeth	CAN	R	2001	Run 1	24	29	27	22	28	48	25.25	36.75		
							Run 2	44	32	37	38	37	35	36.75			
20	24	9325030	KWON Sunoo	KOR	R	1999	Run 1	23	19	45	20	18	20	19.25	35.00		
							Run 2	34	36	34	35	35	38	35.00			
21	23	1569999	VERDNIK Kaja	SLO	R	1999	Run 1	20	26	24	26	24	25	24.75	34.00		
							Run 2	33	38	35	40	29	30	34.00			
22	14	1129977	LI Shuang	CHN	R	1992	Run 1	28	24	25	24	26	23	24.50	24.50		
							Run 2	44	10	10	9	8	8	9.25			
23	22	7105068	IRWIN Calynn	CAN	R	1989	Run 1	25	47	28	21	20	27	23.25	23.25		
							Run 2	13	22	17	43	17	18	16.25			
24	20	9195071	GRIMAL Clemence	FRA	R	1994	Run 1	24	15	40	16	10	16	14.25	14.25		
							Run 2	11	15	9	15	11	47	13.00			

Forerunners:

F1 - LEE Joonsik	KOR	F2 - KIM Kangsan	KOR	F3 - LEE Hyunjun	KOR
F4 - KIM Minjun	KOR				

Conditions on course:

Qualification: MOSTLY CLOUDY Snow Temperature: -9.2°C / 15.4°F Air Temperature: -8°C / 17.6°F

Progression system: The top 12 competitors (based on best run) advance to the Final.

Legend:

G Goofy J Judge R Regular YB Year of Birth



Phoenix Snow Park

휘닉스 스노 경기장
Parc de neige Phoenix

PyeongChang 2018™



TUE 13 FEB

Start Time 11:00

Snowboard

스노보드 / Snowboard

Ladies' Halfpipe

여자 하프파이프 / Halfpipe femmes



Results

경기결과 / Résultats

HP

Jury				Technical Data			
FIS Contest Director	DATE Ritchie	FIS		Course Name	PyeongChang Halfpipe		
FIS Technical Delegate	KROGOLL Peter	GER		Course / Halfpipe Length	330m / 200m		
Head Judge	SUNDEKVIST Ola	SWE		Width from Wall to Wall	22m		
Start Referee	SHIN Heesun	KOR		Halfpipe Inclination	18.5°		
Finish Referee	SON Junghwa	KOR		Inner Height of Walls	7.5m		
Chief of Competition	PARK Heejin	KOR		Inclination of Vert	82°		
Officials				Judges			
Course Supervisor				Judge 1	BAROODY Heather	USA	
Chief of Course	OH Kiwook	KOR		Judge 2	HASHIMOTO Ryo	JPN	
Course Designer & Builder	ZEHETNER Albert	AUT		Judge 3	WONG Brandon	CAN	
				Judge 4	SUMATIC Iztok	SLO	
				Judge 5	MUNZ Stefan	GER	
				Judge 6	BETSCHART Markus	SUI	

Number of Competitors: 24, Number of NOCs: 10

Rank	Bib	FIS Code	Name	NOC Code	YB	Run	J1	J2	J3	J4	J5	J6	Score	Best Score	Tie	Race Points
------	-----	----------	------	----------	----	-----	----	----	----	----	----	----	-------	------------	-----	-------------

RESULTS FROM FINALS

1	1	9535393	KIM Chloe	USA	G	2000	Run 1	93	90	94	96	94	94	93.75	98.25	1000.00
							Run 2	42	43	43	40	41	40	41.50		
							Run 3	98	98	98	99	99	98	98.25		
2	6	1129974	LIU Jiayu	CHN	R	1992	Run 1	85	85	86	87	86	84	85.50	89.75	800.00
							Run 2	89	88	90	92	90	90	89.75		
							Run 3	44	49	47	50	50	52	49.00		
3	10	9535287	GOLD Arielle	USA	R	1996	Run 1	10	10	12	10	12	10	10.50	85.75	600.00
							Run 2	75	73	76	78	74	74	74.75		
							Run 3	84	85	85	89	85	88	85.75		
4	2	1470811	CLARK Kelly	USA	R	1983	Run 1	79	76	74	75	76	78	76.25	83.50	500.00
							Run 2	81	80	80	84	82	86	81.75		
							Run 3	82	82	83	87	84	85	83.50		
5	3	1129975	CAI Xuetong	CHN	G	1993	Run 1	19	20	20	27	22	20	20.50	76.50	450.00
							Run 2	41	35	40	41	43	46	41.25		
							Run 3	76	73	72	83	81	76	76.50		
6	5	9305166	MATSUMOTO Haruna	JPN	R	1993	Run 1	73	70	70	69	70	70	70.00	70.00	400.00
							Run 2	47	45	44	48	45	48	46.25		
							Run 3	66	65	67	65	63	67	65.75		
7	9	1499921	CASTELLET Queralt	ESP	G	1989	Run 1	59	63	60	50	58	62	59.75	67.75	360.00
							Run 2	67	68	69	63	68	68	67.75		
							Run 3	43	42	44	46	43	45	43.75		
8	7	9305313	TOMITA Sena	JPN	R	1999	Run 1	64	66	68	65	64	66	65.25	65.25	320.00
							Run 2	27	30	33	39	37	38	34.50		
							Run 3	64	58	60	61	61	60	60.50		
9	12	9195025	THOVEX Mirabelle	FRA	G	1991	Run 1	55	60	62	60	60	58	59.50	63.00	290.00
							Run 2	35	24	32	33	30	26	30.25		
							Run 3	59	64	65	62	62	64	63.00		
10	15	1756476	RODRIGUEZ Sophie	FRA	R	1988	Run 1	51	55	58	45	46	50	50.50	50.50	260.00
							Run 2	24	16	10	7	16	17	14.75		
							Run 3	24	7	13	11	13	18	13.75		
11	13	9045073	ARTHUR Emily	AUS	R	1999	Run 1	45	48	50	55	50	42	48.25	48.25	240.00
							Run 2	11	9	8	4	9	13	9.25		
							Run 3	28	23	24	25	28	24	25.00		



Results

경기결과 / Résultats

HP

Rank	Bib	FIS Code	Name	NOC Code	YB	Run	J1	J2	J3	J4	J5	J6	Score	Best Score	Tie	Race Points
12	4	9535389	MASTRO Maddie	USA	R 2000	Run 1	13	13	14	15	14	15	14.00	14.00		220.00
						Run 2	8	7	9	5	7	8	7.50			
						Run 3	8	8	7	5	5	6	6.50			

RESULTS FROM QUALIFICATION

13	16	1049941	CRAWFORD Holly	AUS	R 1984	Run 1	50	55	65	59	56	60	57.50	57.50		200.00
						Run 2	19	18	26	19	21	21	20.00			
14	17	9515128	ROHRER Verena	SUI	G 1996	Run 1	16	17	17	15	16	19	16.50	55.00		180.00
						Run 2	55	58	50	57	54	54	55.00			
15	11	9305315	IMAI Kurumi	JPN	R 1999	Run 1	52	63	50	55	55	57	54.75	54.75		160.00
						Run 2	49	54	52	48	51	47	50.00			
16	18	9125003	QIU Leng	CHN	R 1997	Run 1	54	51	45	46	52	55	50.75	53.75		150.00
						Run 2	56	56	54	48	49	59	53.75			
17	8	9305241	OE Hikaru	JPN	R 1995	Run 1	18	11	5	5	12	12	10.00	51.00		140.00
						Run 2	53	44	49	49	53	53	51.00			
18	19	1526101	NICOLL Mercedes	CAN	R 1983	Run 1	51	45	48	51	50	52	50.00	50.00		130.00
						Run 2	47	48	46	52	47	50	48.00			
19	21	9105347	HOSKING Elizabeth	CAN	R 2001	Run 1	24	29	27	22	28	18	25.25	36.75		120.00
						Run 2	44	32	37	38	37	35	36.75			
20	24	9325030	KWON Sunoo	KOR	R 1999	Run 1	23	19	15	20	18	20	19.25	35.00		110.00
						Run 2	34	36	34	35	35	38	35.00			
21	23	1569999	VERDNIK Kaja	SLO	R 1999	Run 1	20	26	24	26	24	25	24.75	34.00		100.00
						Run 2	33	38	35	40	29	30	34.00			
22	14	1129977	LI Shuang	CHN	R 1992	Run 1	28	24	25	24	26	23	24.50	24.50		90.00
						Run 2	14	10	10	9	8	8	9.25			
23	22	7105068	IRWIN Calynn	CAN	R 1989	Run 1	25	17	28	21	20	27	23.25	23.25		
						Run 2	13	22	17	13	17	18	16.25			
24	20	9195071	GRIMAL Clemence	FRA	R 1994	Run 1	24	15	10	16	10	16	14.25	14.25		
						Run 2	11	15	9	15	11	17	13.00			

Forerunners:

F1 - LEE Joonsik	KOR	F2 - KIM Kangsan	KOR	F3 - LEE Hyunjun	KOR
F4 - KIM Minjun	KOR				

Conditions on course:

Qualification: MOSTLY CLOUDY	Snow Temperature: -9.2°C / 15.4°F	Air Temperature: -8°C / 17.6°F
Final: SUNNY	Snow Temperature: -12.5°C / 9.5°F	Air Temperature: -6.4°C /

Legend:

G	Goofy	J	Judge	R	Regular	YB	Year of Birth
---	-------	---	-------	---	---------	----	---------------



Start List

스타트 리스트 / Liste de départ

HP

Jury			Technical Data		
FIS Contest Director	MORESI Roberto	FIS	Course Name	PyeongChang Halfpipe	
FIS Technical Delegate	ARNOLD Roman	SUI	Course / Halfpipe Length	330m / 200m	
Head Judge	JENNINGS Matt	USA	Width from Wall to Wall	22m	
Start Referee	SHIN Heesun	KOR	Halfpipe Inclination	18.5°	
Finish Referee	SON Junghwa	KOR	Inner Height of Walls	7.5m	
Chief of Competition	PARK Heejin	KOR	Inclination of Vert	82°	
Officials			Judges		
Course Supervisor	DATE Ritchie	USA	Judge 1	SUMATIC Iztok	SLO
Chief of Course	OH Kiwook	KOR	Judge 2	MUNZ Stefan	GER
Course Designer & Builder	ZEHETNER Albert	AUT	Judge 3	BEUTLER Christian	SUI
			Judge 4	MACDONALD John	CAN
			Judge 5	MANNING Connor	USA
			Judge 6	HASHIMOTO Ryo	JPN

Number of Competitors: 29, Number of NOCs: 13

Start Order	Bib	FIS Code	Name	NOC Code	YB	Run	J1	J2	J3	J4	J5	J6	Score	Best Score	Tie	Race Points
1	5	9300752	TOTSUKA Yuto	JPN	R	2001	Run 1									
							Run 2									
2	16	9100194	LIVINGSTON Derek	CAN	G	1991	Run 1									
							Run 2									
3	15	9040186	CALLISTER Kent	AUS	R	1995	Run 1									
							Run 2									
4	7	9530983	PATES Jake	USA	G	1998	Run 1									
							Run 2									
5	13	9510228	SCHERRER Jan	SUI	R	1994	Run 1									
							Run 2									
6	9	9530715	JOSEY Chase	USA	R	1995	Run 1									
							Run 2									
7	3	9300658	HIRANO Ayumu	JPN	G	1998	Run 1									
							Run 2									
8	8	9300545	KATAYAMA Raibu	JPN	R	1995	Run 1									
							Run 2									
9	17	9560152	RAVNJAK Tim-Kevin	SLO	G	1996	Run 1									
							Run 2									
10	4	9530659	FERGUSON Ben	USA	R	1995	Run 1									
							Run 2									
11	12	9300507	HIRAOKA Taku	JPN	R	1995	Run 1									
							Run 2									
12	18	1184968	MALIN Markus	FIN	G	1987	Run 1									
							Run 2									
13	1	9040117	JAMES Scotty	AUS	R	1994	Run 1									
							Run 2									
14	2	1665393	WHITE Shaun	USA	R	1986	Run 1									
							Run 2									
15	11	9510239	BURGENER Patrick	SUI	R	1994	Run 1									
							Run 2									
16	10	1124933	ZHANG Yiwei	CHN	G	1992	Run 1									
							Run 2									
17	27	1124910	SHI Wancheng	CHN	R	1990	Run 1									
							Run 2									



Start List

스타트 리스트 / Liste de départ

HP

Start Order	Bib	FIS Code	Name	NOC Code	YB	Run	J1	J2	J3	J4	J5	J6	Score	Best Score	Tie	Race Points
18	26	9200089	HOEPFL Johannes	GER	R	1995	Run 1									
							Run 2									
19	29	1184963	KORPI Janne	FIN	G	1986	Run 1									
							Run 2									
20	31	9510428	ALLENSPACH Elias	SUI	G	2001	Run 1									
							Run 2									
21	25	9531158	TAIT Rakai	NZL	R	1998	Run 1									
							Run 2									
22	22	9560193	STANTE Tit	SLO	G	1998	Run 1									
							Run 2									
23	19	1184978	PIIROINEN Peetu	FIN	G	1988	Run 1									
							Run 2									
24	23	9320033	LEE Kwang Ki	KOR	G	1993	Run 1									
							Run 2									
25	24	1274973	O CONNOR Seamus	IRL	R	1997	Run 1									
							Run 2									
26	30	9320004	KIM Ho Jun	KOR	R	1990	Run 1									
							Run 2									
27	20	7040113	JOHNSTONE Nathan	AUS	R	1990	Run 1									
							Run 2									
28	28	9320093	KWEON Leejun	KOR	R	1997	Run 1									
							Run 2									
29	21	9480374	AVTANEEV Nikita	OAR	G	1995	Run 1									
							Run 2									

Forerunners:

F1 - LEE Joonsik	KOR	F2 - KIM Kangsan	KOR	F3 - LEE Hyunjun	KOR
F4 - KIM Minjun	KOR				

Progression system: The top 12 competitors (based on best run) advance to the Final.

Legend:	G	Goofy	J	Judge	R	Regular	YB	Year of Birth
----------------	---	-------	---	-------	---	---------	----	---------------



Phoenix Snow Park

휘닉스 스노 경기장
Parc de neige Phoenix

PyeongChang 2018™



TUE 13 FEB

Start Time 13:56

Snowboard

스노보드 / Snowboard

Men's Halfpipe

남자 하프파이프 / Halfpipe hommes

Qualification

예선 / Qualifications



Results

경기결과 / Résultats

HP

Jury				Technical Data			
FIS Contest Director	MORESI Roberto	FIS		Course Name	PyeongChang Halfpipe		
FIS Technical Delegate	ARNOLD Roman	SUI		Course / Halfpipe Length	330m / 200m		
Head Judge	JENNINGS Matt	USA		Width from Wall to Wall	22m		
Start Referee	SHIN Heesun	KOR		Halfpipe Inclination	18.5°		
Finish Referee	SON Junghwa	KOR		Inner Height of Walls	7.5m		
Chief of Competition	PARK Heejin	KOR		Inclination of Vert	82°		
Officials				Judges			
Course Supervisor	DATE Ritchie	USA		Judge 1	SUMATIC Iztok	SLO	
Chief of Course	OH Kiwook	KOR		Judge 2	MUNZ Stefan	GER	
Course Designer & Builder	ZEHETNER Albert	AUT		Judge 3	BEUTLER Christian	SUI	
				Judge 4	MACDONALD John	CAN	
				Judge 5	MANNING Connor	USA	
				Judge 6	HASHIMOTO Ryo	JPN	

Number of Competitors: 29, Number of NOCs: 13

Rank	Bib	FIS Code	Name	NOC Code	YB	Run	J1	J2	J3	J4	J5	J6	Score	Best Score	Tie	Race Points
------	-----	----------	------	----------	----	-----	----	----	----	----	----	----	-------	------------	-----	-------------

QUALIFIED TO FINAL

1	2	1665393	WHITE Shaun	USA	R	1986	Run 1	94	94	95	92	94	93	93.25	98.50		
							Run 2	99	99	99	98	98	98	98.50			
2	1	9040117	JAMES Scotty	AUS	R	1994	Run 1	89	90	90	89	88	88	89.00	96.75		
							Run 2	98	97	97	96	96	97	96.75			
3	3	9300658	HIRANO Ayumu	JPN	G	1998	Run 1	87	88	89	88	86	87	87.50	95.25		
							Run 2	97	95	96	94	94	96	95.25			
4	4	9530659	FERGUSON Ben	USA	R	1995	Run 1	92	92	93	90	90	90	91.00	91.00		
							Run 2	94	90	89	87	89	91	89.75			
5	8	9300545	KATAYAMA Raibu	JPN	R	1995	Run 1	90	86	86	86	84	82	85.50	90.75		
							Run 2	95	91	92	91	89	89	90.75			
6	13	9510228	SCHERRER Jan	SUI	R	1994	Run 1	84	84	84	84	83	84	84.00	84.00		
							Run 2	20	21	22	44	12	11	16.00			
7	9	9530715	JOSEY Chase	USA	R	1995	Run 1	49	48	48	48	45	47	47.75	83.75		
							Run 2	83	85	85	85	82	79	83.75			
8	7	9530983	PATES Jake	USA	G	1998	Run 1	57	60	58	60	64	60	59.50	82.25		
							Run 2	85	83	84	82	83	81	82.25			
9	11	9510239	BURGENER Patrick	SUI	R	1994	Run 1	82	82	82	82	82	83	82.00	82.00		
							Run 2	55	54	54	45	48	45	50.25			
10	5	9300752	TOTSUKA Yuto	JPN	R	2001	Run 1	80	80	80	80	80	80	80.00	80.00		
							Run 2	65	66	65	65	62	68	65.25			
11	19	1184978	PIIROINEN Peetu	FIN	G	1988	Run 1	7	48	16	12	14	15	14.25	77.50		
							Run 2	84	77	74	77	78	78	77.50			
12	15	9040186	CALLISTER Kent	AUS	R	1995	Run 1	62	64	67	68	68	73	66.75	77.00		
							Run 2	79	76	74	76	78	78	77.00			

NOT QUALIFIED

13	12	9300507	HIRAOKA Taku	JPN	R	1995	Run 1	33	30	24	30	20	20	26.00	75.75		
							Run 2	76	78	73	72	77	77	75.75			
14	23	9320033	LEE Kwang Ki	KOR	G	1993	Run 1	74	74	75	78	77	72	75.00	75.00		
							Run 2	72	71	69	75	74	71	72.00			
15	10	1124933	ZHANG Yiwei	CHN	G	1992	Run 1	37	34	31	38	27	28	32.50	74.00		
							Run 2	77	75	70	71	76	74	74.00			



Results

경기결과 / Résultats

HP

Rank	Bib	FIS Code	Name	NOC Code	YB	Run	J1	J2	J3	J4	J5	J6	Score	Best Score	Tie	Race Points	
16	17	9560152	RAVNJAK Tim-Kevin	SLO	G	1996	Run 1	78	67	69	70	75	76	72.50	72.50		
							Run 2	29	25	26	27	35	26	27.00			
17	16	9100194	LIVINGSTON Derek	CAN	G	1991	Run 1	70	70	72	74	73	70	71.25	71.25		
							Run 2	30	33	33	33	35	32	32.75			
18	24	1274973	O CONNOR Seamus	IRL	R	1997	Run 1	67	62	64	66	65	67	65.50	65.50		
							Run 2	39	41	34	41	42	38	39.75			
19	18	1184968	MALIN Markus	FIN	G	1987	Run 1	35	32	30	34	25	25	30.25	63.50		
							Run 2	65	64	63	64	63	60	63.50			
20	21	9480374	AVTANEEV Nikita	OAR	G	1995	Run 1	69	64	62	62	63	66	63.25	63.25		
							Run 2	35	30	35	33	33	27	32.75			
21	28	9320093	KWEON Leejun	KOR	R	1997	Run 1	60	56	55	59	59	62	58.50	62.75		
							Run 2	63	59	57	65	64	65	62.75			
22	20	7040113	JOHNSTONE Nathan	AUS	R	1990	Run 1	59	58	60	67	66	64	62.25	62.25		
							Run 2	19	9	10	7	10	12	10.25			
23	26	9200089	HOEPFL Johannes	GER	R	1995	Run 1	55	54	50	54	55	50	53.25	59.50		
							Run 2	62	60	56	61	61	54	59.50			
24	30	9320004	KIM Ho Jun	KOR	R	1990	Run 1	52	50	49	58	60	58	54.50	54.50		
							Run 2	9	14	17	8	10	8	10.25			
25	22	9560193	STANTE Tit	SLO	G	1998	Run 1	24	24	20	28	24	26	24.50	52.25		
							Run 2	55	52	52	60	50	48	52.25			
26	25	9531158	TAIT Rakai	NZL	R	1998	Run 1	40	40	36	40	30	30	36.50	36.50		
							Run 2	26	28	16	22	28	27	25.75			
27	31	9510428	ALLENSPACH Elias	SUI	G	2001	Run 1	25	26	22	34	22	18	23.75	25.50		
							Run 2	32	27	23	29	23	24	25.50			
28	29	1184963	KORPI Janne	FIN	G	1986	Run 1	4	4	3	5	5	5	4.50	22.50		
							Run 2	23	22	18	23	27	22	22.50			
29	27	1124910	SHI Wancheng	CHN	R	1990	Run 1	15	10	10	10	10	10	10.00	11.75		
							Run 2	16	12	12	9	11	12	11.75			

Forerunners:

F1 - LEE Joonsik	KOR	F2 - KIM Kangsan	KOR	F3 - LEE Hyunjun	KOR
F4 - KIM Minjun	KOR				

Conditions on course:

Qualification: SUNNY Snow Temperature: -9°C / 15.8°F Air Temperature: -3.2°C /

Progression system: The top 12 competitors (based on best run) advance to the Final.

Legend:

G Goofy J Judge R Regular YB Year of Birth



Phoenix Snow Park

휘닉스 스노 경기장
Parc de neige Phoenix

PyeongChang 2018™



WED 14 FEB

Start Time 11:30

Snowboard

스노보드 / Snowboard

Men's Halfpipe

남자 하프파이프 / Halfpipe hommes



Results

경기결과 / Résultats

REVISED
14 FEB 12:36

HP

Jury				Technical Data			
FIS Contest Director	MORESI Roberto	FIS		Course Name	PyeongChang Halfpipe		
FIS Technical Delegate	KROGOLL Peter	GER		Course / Halfpipe Length	330m / 200m		
Head Judge	JENNINGS Matt	USA		Width from Wall to Wall	22m		
Start Referee	SHIN Heesun	KOR		Halfpipe Inclination	18.5°		
Finish Referee	SON Junghwa	KOR		Inner Height of Walls	7.5m		
Chief of Competition	PARK Heejin	KOR		Inclination of Vert	82°		
Officials				Judges			
Course Supervisor	DATE Ritchie	USA		Judge 1	SUMATIC Iztok	SLO	
Chief of Course	OH Kiwook	KOR		Judge 2	MUNZ Stefan	GER	
Course Designer & Builder	ZEHETNER Albert	AUT		Judge 3	BEUTLER Christian	SUI	
				Judge 4	MACDONALD John	CAN	
				Judge 5	MANNING Connor	USA	
				Judge 6	HASHIMOTO Ryo	JPN	

Number of Competitors: 29, Number of NOCs: 13

Rank	Bib	FIS Code	Name	NOC Code	YB	Run	J1	J2	J3	J4	J5	J6	Score	Best Score	Tie	Race Points
------	-----	----------	------	----------	----	-----	----	----	----	----	----	----	-------	------------	-----	-------------

RESULTS FROM FINALS

1	2	1665393	WHITE Shaun	USA	R	1986	Run 1	90	94	95	94	94	95	94.25	97.75	1000.00
							Run 2	55	55	52	58	55	55	55.00		
							Run 3	99	98	98	98	96	97	97.75		
2	3	9300658	HIRANO Ayumu	JPN	G	1998	Run 1	37	38	38	36	30	30	35.25	95.25	800.00
							Run 2	95	95	96	95	95	96	95.25		
							Run 3	46	48	42	45	39	40	43.25		
3	1	9040117	JAMES Scotty	AUS	R	1994	Run 1	92	92	92	92	93	92	92.00	92.00	600.00
							Run 2	80	81	80	83	88	83	81.75		
							Run 3	42	40	40	41	40	38	40.25		
4	4	9530659	FERGUSON Ben	USA	R	1995	Run 1	43	42	42	46	45	42	43.00	90.75	500.00
							Run 2	83	83	82	82	86	87	83.50		
							Run 3	89	91	91	91	94	90	90.75		
5	11	9510239	BURGENER Patrick	SUI	R	1994	Run 1	85	82	83	84	84	85	84.00	89.75	450.00
							Run 2	50	46	52	56	52	50	51.00		
							Run 3	88	90	90	90	90	89	89.75		
6	9	9530715	JOSEY Chase	USA	R	1995	Run 1	87	88	88	88	87	88	87.75	88.00	400.00
							Run 2	52	53	55	52	50	52	52.25		
							Run 3	87	87	89	89	89	87	88.00		
7	8	9300545	KATAYAMA Raibu	JPN	R	1995	Run 1	89	85	86	86	85	86	85.75	87.00	360.00
							Run 2	34	25	26	48	25	24	25.00		
							Run 3	87	86	87	88	88	85	87.00		
8	7	9530983	PATES Jake	USA	G	1998	Run 1	45	44	45	50	50	48	47.00	82.25	320.00
							Run 2	81	79	80	85	84	84	82.25		
							Run 3	32	26	26	25	27	29	27.00		
9	13	9510228	SCHERRER Jan	SUI	R	1994	Run 1	35	34	36	30	25	26	31.25	80.50	290.00
							Run 2	79	81	81	80	83	80	80.50		
							Run 3	73	73	70	71	69	67	70.75		
10	15	9040186	CALLISTER Kent	AUS	R	1995	Run 1	20	20	20	20	20	23	20.00	62.00	260.00
							Run 2	60	62	65	60	62	64	62.00		
							Run 3	61	63	66	51	52	54	56.75		
11	5	9300752	TOTSUKA Yuto	JPN	R	2001	Run 1	40	40	40	40	35	37	39.25	39.25	240.00
							Run 2	5	9	8	42	5	6	7.00		
							Run 3							DNS		



Results

경기결과 / Résultats

REVISED
14 FEB 12:36

HP

Rank	Bib	FIS Code	Name	NOC Code	YB	Run	J1	J2	J3	J4	J5	J6	Score	Best Score	Tie	Race Points
12	19	1184978	PIIROINEN Peetu	FIN	G	1988	Run 1	3	5	3	40	5	5	4.50	13.50	220.00
							Run 2	29	15	40	16	10	10	12.75		
							Run 3	27	16	12	16	10	9	13.50		
RESULTS FROM QUALIFICATION																
13	12	9300507	HIRAOKA Taku	JPN	R	1995	Run 1	33	30	24	30	20	20	26.00	75.75	200.00
							Run 2	76	78	73	72	77	77	75.75		
14	23	9320033	LEE Kwang Ki	KOR	G	1993	Run 1	74	74	75	78	77	72	75.00	75.00	180.00
							Run 2	72	71	69	75	74	71	72.00		
15	10	1124933	ZHANG Yiwei	CHN	G	1992	Run 1	37	34	31	38	27	28	32.50	74.00	160.00
							Run 2	77	75	70	71	76	74	74.00		
16	17	9560152	RAVNJAK Tim-Kevin	SLO	G	1996	Run 1	78	67	69	70	75	76	72.50	72.50	150.00
							Run 2	29	25	26	27	35	26	27.00		
17	16	9100194	LIVINGSTON Derek	CAN	G	1991	Run 1	70	70	72	74	73	70	71.25	71.25	140.00
							Run 2	30	33	33	33	35	32	32.75		
18	24	1274973	O CONNOR Seamus	IRL	R	1997	Run 1	67	62	64	66	65	67	65.50	65.50	130.00
							Run 2	39	41	34	41	42	38	39.75		
19	18	1184968	MALIN Markus	FIN	G	1987	Run 1	35	32	30	34	25	25	30.25	63.50	120.00
							Run 2	65	64	63	64	63	60	63.50		
20	21	9480374	AVTANEEV Nikita	OAR	G	1995	Run 1	69	64	62	62	63	66	63.25	63.25	110.00
							Run 2	35	30	35	33	33	27	32.75		
21	28	9320093	KWEON Leejun	KOR	R	1997	Run 1	60	56	55	59	59	62	58.50	62.75	100.00
							Run 2	63	59	57	65	64	65	62.75		
22	20	7040113	JOHNSTONE Nathan	AUS	R	1990	Run 1	59	58	60	67	66	64	62.25	62.25	90.00
							Run 2	49	9	10	7	10	12	10.25		
23	26	9200089	HOEPFL Johannes	GER	R	1995	Run 1	55	54	50	54	55	50	53.25	59.50	80.00
							Run 2	62	60	56	61	61	54	59.50		
24	30	9320004	KIM Ho Jun	KOR	R	1990	Run 1	52	50	49	58	60	58	54.50	54.50	70.00
							Run 2	9	14	17	8	10	8	10.25		
25	22	9560193	STANTE Tit	SLO	G	1998	Run 1	24	24	20	28	24	26	24.50	52.25	60.00
							Run 2	55	52	52	60	50	48	52.25		
26	25	9531158	TAIT Rakai	NZL	R	1998	Run 1	40	40	36	40	30	30	36.50	36.50	50.00
							Run 2	26	28	46	22	28	27	25.75		
27	31	9510428	ALLENSPACH Elias	SUI	G	2001	Run 1	25	26	22	34	22	48	23.75	25.50	45.00
							Run 2	32	27	23	29	23	24	25.50		
28	29	1184963	KORPI Janne	FIN	G	1986	Run 1	4	4	3	5	5	5	4.50	22.50	
							Run 2	23	22	48	23	27	22	22.50		
29	27	1124910	SHI Wancheng	CHN	R	1990	Run 1	45	10	10	40	10	10	10.00	11.75	
							Run 2	46	12	12	9	11	12	11.75		

Forerunners:

F1 - LEE Joonsik	KOR	F2 - KIM Kangsan	KOR	F3 - LEE Hyunjun	KOR
F4 - KIM Minjun	KOR				



Phoenix Snow Park

휘닉스 스노 경기장
Parc de neige Phoenix

PyeongChang 2018™



WED 14 FEB

Start Time 11:30

Snowboard

스노보드 / Snowboard

Men's Halfpipe

남자 하프파이프 / Halfpipe hommes



Results

경기결과 / Résultats

REVISED
14 FEB 12:36

HP

Rank	Bib	FIS Code	Name	NOC Code	YB	Run	J1	J2	J3	J4	J5	J6	Score	Best Score	Tie	Race Points
------	-----	----------	------	----------	----	-----	----	----	----	----	----	----	-------	------------	-----	-------------

Conditions on course:

Qualification: SUNNY

Final: MOSTLY CLOUDY

Snow Temperature: -9°C / 15.8°F

Snow Temperature: -6.7°C / 19.9°F

Air Temperature: -3.2°C /

Air Temperature: 1.3°C / 34.3°F

Legend:

DNS	Did Not Start	G	Goofy	J	Judge	R	Regular
YB	Year of Birth						

Technical Delegate updated.



Phoenix Snow Park

휘닉스 스노 경기장
Parc de neige Phoenix

PyeongChang 2018™



FRI 16 FEB

Start Time 10:00

Snowboard

스노보드 / Snowboard

Ladies' Snowboard Cross

여자 스노보드 크로스 / Snowboard cross femmes

Qualification Run 1

예선 런 1 / Qualifications, manche 1



Start List

스타트 리스트 / Liste de départ

SBX

Jury			Technical Data	
FIS Race Director	BEIER Uwe	FIS	Course Name	PyeongChang Snowboard Cross
FIS Technical Delegate	MALSINER Marco	ITA	Start / Finish Altitude	894m / 666m
Start Referee	HILTNER Wait	AUS	Vertical Drop / Course Length	228m / 1277m
Finish Referee	SCHIAVON Alberto	FIS	Number of Features	23
Chief of Finish	SIDORCHUK Jim	CAN		
Chief of Competition	SHIN Myungsoo	KOR		
Officials				
Course Supervisor	SCHIAVON Alberto	FIS		
Chief of Course	MIN Erin	KOR		
Course Designer & Builder	IHAKSI Jeffrey Andrew	CAN		
Course Setter	BEIER Uwe	FIS		
Video Controller	KROGOLL Peter	GER		

Number of Competitors: 26, Number of NOCs: 13

Start Order	Bib	FIS Code	Name	NOC Code	YB	Run 1		Run 2		Best Time	Diff.
						Time	Rank	Time	Rank		
1	1	9105231	BERGERMANN Zoe	CAN	1994						
2	2	9295086	MOIOLI Michela	ITA	1995						
3	3	9105295	ODINE Meryeta	CAN	1997						
4	4	9195073	TRESPEUCH Chloe	FRA	1994						
5	5	7537602	JEKOVA Alexandra	BUL	1987						
6	6	9535108	GULINI Faye	USA	1992						
7	7	9195028	MOENNE LOCCOZ Nelly	FRA	1990						
8	8	9195128	BANKES Charlotte	FRA	1995						
9	9	7541482	BRUTTO Raffaella	ITA	1988						
10	10	9045028	BROCKHOFF Belle	AUS	1993						
11	11	9105132	BRENNEMAN Carle	CAN	1989						
12	12	9195214	PEREIRA de SOUSA MABILEAU Julia	FRA	2001						
13	13	7310636	JACOBELLIS Lindsey	USA	1985						
14	14	9105210	CRITCHLOW Tess	CAN	1995						
15	15	9515138	CASANOVA Lara	SUI	1996						
16	16	1159964	SAMKOVA Eva	CZE	1993						
17	17	9485135	VASILTSOVA Mariya	OAR	1995						
18	18	9515030	MEILER Simona	SUI	1989						
19	19	9485208	PAUL Kristina	OAR	1998						
20	20	1229961	GILLINGS-BRIER Zoe	GBR	1985						
21	21	9515149	HASLER Alexandra	SUI	1997						
22	22	9205070	FISCHER Jana	GER	1999						
23	23	1079222	CLARK RIBEIRO Isabel	BRA	1976						
24	24	9535297	TIERNEY Meghan	USA	1997						
25	25	9435019	SMYKALA Zuzanna	POL	1990						
26	26	1159987	HOPJAKOVA Vendula	CZE	1996						

Forerunners:

F1 - WOO Jinyong	KOR	F2 - WOO Jin	KOR	F3 - TAKAHARA Yoshiki	JPN
F4 - KINDA Geza	ROU	F5 - LACROIX Mike	USA	F6 - EDWARDS Mckinzie	USA

Progression system: The 12 first ranked competitors after run 1 (including all tied for rank 12) will be seeded according to their ranking, the rest will start Seeding run 2.

Note:
All competitors are seeded according to their FIS Seeding List Rank. Top 16 competitors are randomly drawn.

Legend:
Diff. Difference YB Year of Birth



Phoenix Snow Park

휘닉스 스노 경기장
Parc de neige Phoenix

PyeongChang 2018™



FRI 16 FEB

Start Time 10:00

Snowboard

스노보드 / Snowboard

Ladies' Snowboard Cross

여자 스노보드 크로스 / Snowboard cross femmes

Qualification

시드 배정 / Qualifications



Results

경기결과 / Résultats

SBX

Jury			Technical Data	
FIS Race Director	BEIER Uwe	FIS	Course Name	PyeongChang Snowboard Cross
FIS Technical Delegate	MALSINER Marco	ITA	Start / Finish Altitude	894m / 666m
Start Referee	HILTNER Walt	AUS	Vertical Drop / Course Length	228m / 1277m
Finish Referee	SCHIAVON Alberto	FIS	Number of Features	23
Chief of Finish	SIDORCHUK Jim	CAN		
Chief of Competition	SHIN Myungsoo	KOR		
Officials				
Course Supervisor	SCHIAVON Alberto	FIS		
Chief of Course	MIN Erin	KOR		
Course Designer & Builder	IHAKSI Jeffrey Andrew	CAN		
Course Setter	BEIER Uwe	FIS		
Video Controller	KROGOLL Peter	GER		

Number of Competitors: 26, Number of NOCs: 13

Rank	Bib	FIS Code	Name	NOC Code	YB	Run 1		Run 2		Best Time	Diff.
						Time	Rank	Time	Rank		
QUALIFIED AFTER RUN 1											
1	16	1159964	SAMKOVA Eva	CZE	1993	1:16.84	1			1:16.84	Q
2	2	9295086	MOIOLI Michela	ITA	1995	1:16.97	2			1:16.97	+0.13 Q
3	6	9535108	GULINI Faye	USA	1992	1:17.74	3			1:17.74	+0.90 Q
4	13	7310636	JACOBELLIS Lindsey	USA	1985	1:18.05	4			1:18.05	+1.21 Q
5	8	9195128	BANKES Charlotte	FRA	1995	1:18.18	5			1:18.18	+1.34 Q
6	4	9195073	TRESPEUCH Chloe	FRA	1994	1:18.51	6			1:18.51	+1.67 Q
7	18	9515030	MEILER Simona	SUI	1989	1:18.95	7			1:18.95	+2.11 Q
8	7	9195028	MOENNE LOCCOZ Nelly	FRA	1990	1:20.23	8			1:20.23	+3.39 Q
9	5	7537602	JEKOVA Alexandra	BUL	1987	1:20.23	8			1:20.23	+3.39 Q
10	10	9045028	BROCKHOFF Belle	AUS	1993	1:20.34	10			1:20.34	+3.50 Q
11	24	9535297	TIERNEY Meghan	USA	1997	1:20.52	11			1:20.52	+3.68 Q
12	17	9485135	VASILTSOVA Mariya	OAR	1995	1:20.57	12			1:20.57	+3.73 Q
QUALIFIED AFTER RUN 2											
13	1	9105231	BERGERMANN Zoe	CAN	1994	1:21.57	16	1:18.65	1	1:18.65	+1.81 Q
14	19	9485208	PAUL Kristina	OAR	1998	1:21.93	19	1:19.93	2	1:19.93	+3.09 Q
15	12	9195214	PEREIRA de SOUSA MABILEAU Julia	FRA	2001	1:21.72	18	1:20.17	3	1:20.17	+3.33 Q
16	21	9515149	HASLER Alexandra	SUI	1997	1:20.87	13	1:20.49	4	1:20.49	+3.65 Q
17	20	1229961	GILLINGS-BRIER Zoe	GBR	1985	1:20.99	14	1:20.84	5	1:20.84	+4.00 Q
18	11	9105132	BRENNEMAN Carle	CAN	1989	1:21.57	16	1:20.89	6	1:20.89	+4.05 Q
19	9	7541482	BRUTTO Raffaella	ITA	1988	DNF		1:21.14	7	1:21.14	+4.30 Q
20	14	9105210	CRITCHLOW Tess	CAN	1995	1:21.39	15	1:21.83	8	1:21.39	+4.55 Q
21	15	9515138	CASANOVA Lara	SUI	1996	1:22.26	20	DNS		1:22.26	+5.42 Q
22	22	9205070	FISCHER Jana	GER	1999	1:22.92	21	DNF		1:22.92	+6.08 Q
23	25	9435019	SMYKALA Zuzanna	POL	1990	1:23.41	22	1:23.44	9	1:23.41	+6.57 Q
24	26	1159987	HOPJAKOVA Vendula	CZE	1996	DNF		DNF		DNF	Q
NOT QUALIFIED											
25	3	9105295	ODINE Meryeta	CAN	1997	DNS		DNS		DNS	
26	23	1079222	CLARK RIBEIRO Isabel	BRA	1976	DNS		DNS		DNS	

Forerunners:

F1 - WOO Jinyong	KOR	F2 - WOO Jin	KOR	F3 - TAKAHARA Yoshiki	JPN
F4 - KINDA Geza	ROU	F5 - LACROIX Mike	USA	F6 - EDWARDS Mckinzie	USA

Conditions on course:

Seeding: FEW CLOUDS Snow Temperature: -12.7°C / 9.1°F Temperature - Start: -5.4°C / Temperature - Finish: -1.1°C / 30°F

Progression system: The 12 first competitors after run 2 (or fewer if there is a tie for rank 12 in run 1) will be seeded according to their ranking (best of two runs).

Legend:

Diff.	Difference	DNF	Did Not Finish	DNS	Did Not Start	YB	Year of Birth
-------	------------	-----	----------------	-----	---------------	----	---------------

16 FEB 2018 / Phoenix Snow Park (KOR) / 7681

SBDWSBX-----QUAL-----_73X1 1.0

Report Created FRI 16 FEB 2018 11:17

Page 1/1





Phoenix Snow Park

휘닉스 스노 경기장
Parc de neige Phoenix

PyeongChang 2018™



FRI 16 FEB

Start Time 10:00

Snowboard

스노보드 / Snowboard

Ladies' Snowboard Cross

여자 스노보드 크로스 / Snowboard cross femmes

Qualification

시드 배정 / Qualifications



Race Analysis

경기 분석 / Analyses

SBX

Number of Competitors: 26, Number of NOCs: 13

Rank	Bib	Name	NOC Code	Run	Positions			Partials		Difference	Average speed km/h
					Pos	Time	Rank	Pos	Time		
1	16	SAMKOVA Eva	CZE	Run 1:	Int 1:	21.15	(3)	I1-I2:	29.59	(3)	0.18
					Int 2:	50.74	(2)	I2-Fin:	26.10	(1)	0.15
					Fin:	1:16.84	(1)				0.00
											59.83
2	2	MOIOLI Michela	ITA	Run 1:	Int 1:	21.03	(2)	I1-I2:	29.56	(2)	0.06
					Int 2:	50.59	(1)	I2-Fin:	26.38	(3)	0.00
					Fin:	1:16.97	(2)				0.13
											59.73
3	6	GULINI Faye	USA	Run 1:	Int 1:	20.97	(1)	I1-I2:	29.89	(4)	0.00
					Int 2:	50.86	(3)	I2-Fin:	26.88	(5)	0.27
					Fin:	1:17.74	(3)				0.90
											59.14
4	13	JACOBELLIS Lindsey	USA	Run 1:	Int 1:	21.56	(9)	I1-I2:	29.42	(1)	0.59
					Int 2:	50.98	(4)	I2-Fin:	27.07	(6)	0.39
					Fin:	1:18.05	(4)				1.21
											58.90
5	8	BANKES Charlotte	FRA	Run 1:	Int 1:	21.35	(7)	I1-I2:	30.49	(8)	0.38
					Int 2:	51.84	(6)	I2-Fin:	26.34	(2)	1.25
					Fin:	1:18.18	(5)				1.34
											58.80
6	4	TRESPEUCH Chloe	FRA	Run 1:	Int 1:	21.17	(5)	I1-I2:	30.15	(5)	0.20
					Int 2:	51.32	(5)	I2-Fin:	27.19	(7)	0.73
					Fin:	1:18.51	(6)				1.67
											58.56
7	18	MEILER Simona	SUI	Run 1:	Int 1:	21.81	(12)	I1-I2:	30.42	(7)	0.84
					Int 2:	52.23	(7)	I2-Fin:	26.72	(4)	1.64
					Fin:	1:18.95	(7)				2.11
											58.23
8	7	MOENNE LOCCOZ Nelly	FRA	Run 1:	Int 1:	21.16	(4)	I1-I2:	31.21	(14)	0.19
					Int 2:	52.37	(8)	I2-Fin:	27.86	(15)	1.78
					Fin:	1:20.23	(8)				3.39
											57.30
9	5	JEKOVA Alexandra	BUL	Run 1:	Int 1:	21.93	(13)	I1-I2:	30.78	(10)	0.96
					Int 2:	52.71	(10)	I2-Fin:	27.52	(10)	2.12
					Fin:	1:20.23	(8)				3.39
											57.30
10	10	BROCKHOFF Belle	AUS	Run 1:	Int 1:	21.32	(6)	I1-I2:	31.31	(15)	0.35
					Int 2:	52.63	(9)	I2-Fin:	27.71	(13)	2.04
					Fin:	1:20.34	(10)				3.50
											57.22
11	24	TIERNEY Meghan	USA	Run 1:	Int 1:	21.95	(14)	I1-I2:	31.07	(12)	0.98
					Int 2:	53.02	(14)	I2-Fin:	27.50	(9)	2.43
					Fin:	1:20.52	(11)				3.68
											57.09
12	17	VASILTSOVA Mariya	OAR	Run 1:	Int 1:	22.22	(17)	I1-I2:	30.77	(9)	1.25
					Int 2:	52.99	(13)	I2-Fin:	27.58	(11)	2.40
					Fin:	1:20.57	(12)				3.73
											57.06
13	1	BERGERMANN Zoe	CAN	Run 1:	Int 1:	21.50	(8)	I1-I2:	31.94	(21)	0.53
					Int 2:	53.44	(17)	I2-Fin:	28.13	(16)	2.85
					Fin:	1:21.57	(16)				4.73
				Run 2:	Int 1:	21.83	(2)	I1-I2:	30.09	(2)	0.02
					Int 2:	51.92	(1)	I2-Fin:	26.73	(1)	0.00
					Fin:	1:18.65	(1)				0.00
											56.36
											58.45



Race Analysis

경기 분석 / Analyses

SBX

Rank	Bib Name	NOC Code	Positions			Partials		Difference	Average speed	
			Pos	Time	Rank	Pos	Time			Rank
14	19 PAUL Kristina	OAR	Run 1:	Int 1:	22.30	(19)	I1-I2:	31.79	(18)	1.33
				Int 2:	54.09	(20)	I2-Fin:	27.84	(14)	3.50
				Fin:	1:21.93	(19)				5.09
			Run 2:	Int 1:	22.13	(6)	I1-I2:	30.06	(1)	0.32
				Int 2:	52.19	(2)	I2-Fin:	27.74	(4)	0.27
				Fin:	1:19.93	(2)				1.28
								56.11		
									57.52	
15	12 PEREIRA de SOUSA MABILEAU	FRA	Run 1:	Int 1:	21.73	(10)	I1-I2:	31.38	(16)	0.76
				Int 2:	53.11	(15)	I2-Fin:	28.61	(22)	2.52
				Fin:	1:21.72	(18)				4.88
			Run 2:	Int 1:	21.81	(1)	I1-I2:	31.19	(8)	0.00
				Int 2:	53.00	(5)	I2-Fin:	27.17	(2)	1.08
				Fin:	1:20.17	(3)				1.52
								56.26		
									57.34	
16	21 HASLER Alexandra	SUI	Run 1:	Int 1:	23.09	(22)	I1-I2:	30.31	(6)	2.12
				Int 2:	53.40	(16)	I2-Fin:	27.47	(8)	2.81
				Fin:	1:20.87	(13)				4.03
			Run 2:	Int 1:	22.78	(9)	I1-I2:	30.38	(3)	0.97
				Int 2:	53.16	(7)	I2-Fin:	27.33	(3)	1.24
				Fin:	1:20.49	(4)				1.84
								56.85		
									57.12	
17	20 GILLINGS-BRIER Zoe	GBR	Run 1:	Int 1:	22.04	(16)	I1-I2:	30.81	(11)	1.07
				Int 2:	52.85	(11)	I2-Fin:	28.14	(17)	2.26
				Fin:	1:20.99	(14)				4.15
			Run 2:	Int 1:	21.95	(3)	I1-I2:	30.59	(6)	0.14
				Int 2:	52.54	(3)	I2-Fin:	28.30	(7)	0.62
				Fin:	1:20.84	(5)				2.19
								56.76		
									56.87	
18	11 BRENNEMAN Carle	CAN	Run 1:	Int 1:	22.02	(15)	I1-I2:	31.88	(20)	1.05
				Int 2:	53.90	(18)	I2-Fin:	27.67	(12)	3.31
				Fin:	1:21.57	(16)				4.73
			Run 2:	Int 1:	22.01	(5)	I1-I2:	31.02	(7)	0.20
				Int 2:	53.03	(6)	I2-Fin:	27.86	(5)	1.11
				Fin:	1:20.89	(6)				2.24
								56.36		
									56.83	
19	9 BRUTTO Raffaella	ITA	Run 1:	Int 1:	22.40	(20)	I1-I2:			1.43
				Int 2:			I2-Fin:			
				Fin:	DNF					
			Run 2:	Int 1:	22.26	(8)	I1-I2:	30.51	(4)	0.45
				Int 2:	52.77	(4)	I2-Fin:	28.37	(8)	0.85
				Fin:	1:21.14	(7)				2.49
								56.66		
20	14 CRITCHLOW Tess	CAN	Run 1:	Int 1:	21.76	(11)	I1-I2:	31.13	(13)	0.79
				Int 2:	52.89	(12)	I2-Fin:	28.50	(21)	2.30
				Fin:	1:21.39	(15)				4.55
			Run 2:	Int 1:	21.98	(4)	I1-I2:	31.88	(9)	0.17
				Int 2:	53.86	(9)	I2-Fin:	27.97	(6)	1.94
				Fin:	1:21.83	(8)				3.18
								56.48		
									56.18	
21	15 CASANOVA Lara	SUI	Run 1:	Int 1:	22.27	(18)	I1-I2:	31.77	(17)	1.30
				Int 2:	54.04	(19)	I2-Fin:	28.22	(18)	3.45
				Fin:	1:22.26	(20)				5.42
			Run 2:	Int 1:			I1-I2:			
				Int 2:			I2-Fin:			
				Fin:	DNS					
								55.89		



Phoenix Snow Park

휘닉스 스노 경기장
Parc de neige Phoenix

PyeongChang 2018™



FRI 16 FEB

Start Time 10:00

Snowboard

스노보드 / Snowboard

Ladies' Snowboard Cross

여자 스노보드 크로스 / Snowboard cross femmes

Qualification

시드 배정 / Qualifications



Race Analysis

경기 분석 / Analyses

SBX

Rank	Bib	Name	NOC Code	Positions			Partials		Difference	Average speed		
				Pos	Time	Rank	Pos	Time			Rank	
22	22	FISCHER Jana	GER	Run 1:	Int 1:	22.66	(21)	I1-I2:	31.96	(22)	1.69	55.44
					Int 2:	54.62	(21)	I2-Fin:	28.30	(19)	4.03	
					Fin:	1:22.92	(21)				6.08	
				Run 2:	Int 1:	22.24	(7)	I1-I2:			0.43	
					Int 2:			I2-Fin:				
					Fin:	DNF						
23	25	SMYKALA Zuzanna	POL	Run 1:	Int 1:	23.15	(23)	I1-I2:	31.82	(19)	2.18	55.12
					Int 2:	54.97	(22)	I2-Fin:	28.44	(20)	4.38	
					Fin:	1:23.41	(22)				6.57	
				Run 2:	Int 1:	23.06	(11)	I1-I2:	31.88	(9)	1.25	
					Int 2:	54.94	(10)	I2-Fin:	28.50	(9)	3.02	
					Fin:	1:23.44	(9)				4.79	
24	26	HOPJAKOVA Vendula	CZE	Run 1:	Int 1:			I1-I2:				
					Int 2:			I2-Fin:				
					Fin:	DNF						
				Run 2:	Int 1:	23.04	(10)	I1-I2:	30.57	(5)	1.23	
					Int 2:	53.61	(8)	I2-Fin:			1.69	
					Fin:	DNF						
25	3	ODINE Meryeta	CAN	Run 1:	Int 1:			I1-I2:				
					Int 2:			I2-Fin:				
					Fin:	DNS						
				Run 2:	Int 1:			I1-I2:				
					Int 2:			I2-Fin:				
					Fin:	DNS						
26	23	CLARK RIBEIRO Isabel	BRA	Run 1:	Int 1:			I1-I2:				
					Int 2:			I2-Fin:				
					Fin:	DNS						
				Run 2:	Int 1:			I1-I2:				
					Int 2:			I2-Fin:				
					Fin:	DNS						

Intermediate Time Positions:

React = Reaction

Int. 1 = Intermediate 1

Int. 2 = Intermediate 2

Legend:							
DNF	Did Not Finish	DNS	Did Not Start	Fin	Finish	Int	Intermediate
Pos	Intermediate position	R	Reaction				

16 FEB 2018 / Phoenix Snow Park (KOR) / 7681

SBDWSBX-----QUAL-----_77X3 1.0

Report Created FRI 16 FEB 2018 11:17

Page 3/3





Phoenix Snow Park

휘닉스 스노 경기장
Parc de neige Phoenix

PyeongChang 2018™



FRI 16 FEB

Start Time 12:15

Snowboard


스노보드 / Snowboard

Ladies' Snowboard Cross

여자 스노보드 크로스 / Snowboard cross femmes

Finals

결승 / Finales



Brackets

대진표 / Programme des matchs

SBX

Number of Competitors: 24, Number of NOCs: 12

Quarterfinals - 12:15

Semifinals - 12:36

Finals - 12:52

Bib	QF 1 (1/8)	Rk
9 B13	JEKOVA Alexandra	BUL 1
1 R6	SAMKOVA Eva	CZE 2
8 G4	MOENNE LOCCOZ Nelly	FRA 3
17 W5	GILLINGS-BRIER Zoe	GBR 4
16 Y2	HASLER Alexandra	SUI 5
24 Bk1	HOPJAKOVA Vendula	CZE DNS

Bib	Semifinal 1 (5/8)	Rk
1 R4	SAMKOVA Eva	CZE 1
4 G3	JACOBELLIS Lindsey	USA 2
9 W2	JEKOVA Alexandra	BUL 3
20 Bk1	CRITCHLOW Tess	CAN 4
8 Y6	MOENNE LOCCOZ Nelly	FRA 5
5 B15	BANKES Charlotte	FRA DNF

Bib	QF 2 (2/8)	Rk
4 R3	JACOBELLIS Lindsey	USA 1
20 W1	CRITCHLOW Tess	CAN 2
5 G4	BANKES Charlotte	FRA 3
21 Bk6	CASANOVA Lara	SUI 4
12 B15	VASILTSOVA Mariya	OAR DNF
13 Y2	BERGERMANN Zoe	CAN DNF

Bib	Small Final (7/8)	Rk
5 R3	BANKES Charlotte	FRA 1
19 W2	BRUTTO Raffaella	ITA 2
20 Bk1	CRITCHLOW Tess	CAN 3
8 G4	MOENNE LOCCOZ Nelly	FRA 4
10 B15	BROCKHOFF Belle	AUS 5
14 Y6	PAUL Kristina	OAR DNF

Bib	QF 3 (3/8)	Rk
6 G4	TRESPEUCH Chloe	FRA 1
14 Y6	PAUL Kristina	OAR 2
19 W2	BRUTTO Raffaella	ITA 3
22 Bk1	FISCHER Jana	GER 4
11 B15	TIERNEY Meghan	USA 5
3 R3	GULINI Faye	USA 6

Bib	Big Final (8/8)	Rk
2 G3	MOIOLI Michela	ITA 1
15 Bk6	PEREIRA de SOUSA	FRA 2
1 R4	SAMKOVA Eva	CZE 3
4 B15	JACOBELLIS Lindsey	USA 4
6 Y2	TRESPEUCH Chloe	FRA 5
9 W1	JEKOVA Alexandra	BUL 6

Bib	Semifinal 2 (6/8)	Rk
2 R3	MOIOLI Michela	ITA 1
6 G4	TRESPEUCH Chloe	FRA 2
15 W2	PEREIRA de SOUSA	FRA 3
14 Y6	PAUL Kristina	OAR DNF
10 B15	BROCKHOFF Belle	AUS DNF
19 Bk1	BRUTTO Raffaella	ITA DNF

Ranking Summary		
Gold	MOIOLI Michela	ITA
Silver	PEREIRA de SOUSA	FRA
Bronze	SAMKOVA Eva	CZE
	4 JACOBELLIS Lindsey	USA
	5 TRESPEUCH Chloe	FRA
	6 JEKOVA Alexandra	BUL
	7 BANKES Charlotte	FRA
	8 BRUTTO Raffaella	ITA
	9 CRITCHLOW Tess	CAN
	10 MOENNE LOCCOZ Nelly	FRA
	11 BROCKHOFF Belle	AUS
	12 PAUL Kristina	OAR

Bib	QF 4 (4/8)	Rk
2 R4	MOIOLI Michela	ITA 1
15 Y6	PEREIRA de SOUSA	FRA 2
10 B15	BROCKHOFF Belle	AUS 3
18 W2	BRENNEMAN Carle	CAN 4
23 Bk1	SMYKALA Zuzanna	POL 5
7 G3	MEILER Simona	SUI 6

Progression rule: The heats for the Finals will be set based on the rank of the top 24 ladies from the qualification phase. In the Quarterfinals the first three ranked competitors in each heat proceed to the next phase. In the Semifinals the first three ranked competitors of each heat proceed to the Big Final. The 4th to 6th ranked competitors of each heat proceed to the Small Final.

Note:

Bibs are assigned based upon seeding results. The competitor with the lowest bib of each heat starts with the red bib, the second lowest with the green, the third with blue, the fourth with yellow, the fifth with white and the sixth with black. The competitors with the lowest bibs choose their starting lane first.

Legend:

Bk	Black	BI	Blue	DNF	Did Not Finish	DNS	Did Not Start
G	Green	QF	Quarterfinal	R	Red	Rk	Rank
SF	Semifinal	W	White	Y	Yellow		



Phoenix Snow Park

휘닉스 스노 경기장
Parc de neige Phoenix

PyeongChang 2018™



FRI 16 FEB

Start Time 12:15

Snowboard

스노보드 / Snowboard

Ladies' Snowboard Cross

여자 스노보드 크로스 / Snowboard cross femmes



Results

경기결과 / Résultats

SBX

Jury			Technical Data	
FIS Race Director	BEIER Uwe	FIS	Course Name	PyeongChang Snowboard Cross
FIS Technical Delegate	MALSINER Marco	ITA	Start / Finish Altitude	894m / 666m
Start Referee	HILTNER Walt	AUS	Vertical Drop / Course Length	228m / 1277m
Finish Referee	SCHIAVON Alberto	FIS	Number of Features	23
Chief of Finish	SIDORCHUK Jim	CAN		
Chief of Competition	SHIN Myungsoo	KOR		
Officials				
Course Supervisor	SCHIAVON Alberto	FIS		
Chief of Course	MIN Erin	KOR		
Course Designer & Builder	IHAKSI Jeffrey Andrew	CAN		
Course Setter	BEIER Uwe	FIS		
Video Controller	KROGOLL Peter	GER		

Number of Competitors: 26, Number of NOCs: 13

Rank	Bib	FIS Code	Name	NOC Code	YB	Qualification Rank	Race Points
BIG FINAL							
1	2	9295086	MOIOLI Michela	ITA	1995		1000.00
2	15	9195214	PEREIRA DE SOUSA MABILEAU Julia	FRA	2001		800.00
3	1	1159964	SAMKOVA Eva	CZE	1993		600.00
4	4	7310636	JACOBELLIS Lindsey	USA	1985		500.00
5	6	9195073	TRESPEUCH Chloe	FRA	1994		450.00
6	9	7537602	JEKOVA Alexandra	BUL	1987		400.00
SMALL FINAL							
7	5	9195128	BANKES Charlotte	FRA	1995		360.00
8	19	7541482	BRUTTO Raffaella	ITA	1988		320.00
9	20	9105210	CRITCHLOW Tess	CAN	1995		290.00
10	8	9195028	MOENNE LOCCOZ Nelly	FRA	1990		260.00
11	10	9045028	BROCKHOFF Belle	AUS	1993		240.00
12	14	9485208	PAUL Kristina	OAR	1998		220.00
QUARTERFINALS							
Finished 4th in their heat							
13	17	1229961	GILLINGS-BRIER Zoe	GBR	1985	17	200.00
14	18	9105132	BRENNEMAN Carle	CAN	1989	18	180.00
15	21	9515138	CASANOVA Lara	SUI	1996	21	160.00
16	22	9205070	FISCHER Jana	GER	1999	22	150.00
Finished 5th in their heat							
17	11	9535297	TIERNEY Meghan	USA	1997	11	140.00
18	12	9485135	VASILTSOVA Mariya	OAR	1995	12	130.00
19	16	9515149	HASLER Alexandra	SUI	1997	16	120.00
20	23	9435019	SMYKALA Zuzanna	POL	1990	23	110.00
Finished 6th in their heat							
21	3	9535108	GULINI Faye	USA	1992	3	100.00
22	7	9515030	MEILER Simona	SUI	1989	7	90.00
23	13	9105231	BERGERMANN Zoe	CAN	1994	13	
Did not start in their heat							
24	24	1159987	HOPJAKOVA Vendula	CZE	1996	24	
DID NOT QUALIFY							
	3	9105295	ODINE Meryeta	CAN	1997	DNS	
	23	1079222	CLARK RIBEIRO Isabel	BRA	1976	DNS	

Forerunners:

F1 - WOO Jinyong	KOR	F2 - WOO Jin	KOR	F3 - TAKAHARA Yoshiki	JPN
F4 - KINDA Geza	ROU	F5 - LACROIX Mike	USA	F6 - EDWARDS Mckinzie	USA

Conditions on course:

Qualification: FEW CLOUDS	Snow Temperature: -8.5°C / 16.7°F	Temperature - Start: -5.6°C /	Temperature - Finish: -2°C / 28.4°F
Finals: FEW CLOUDS	Snow Temperature: -5.8°C / 21.6°F	Temperature - Start: -5.1°C /	Temperature - Finish: -1.7°C / 28.9°F



Phoenix Snow Park

휘닉스 스노 경기장
Parc de neige Phoenix

PyeongChang 2018™



FRI 16 FEB


Start Time 12:15

Snowboard

스노보드 / Snowboard

Ladies' Snowboard Cross

여자 스노보드 크로스 / Snowboard cross femmes



Results


경기결과 / Résultats

SBX

Rank	Bib	FIS Code	Name	NOC Code	YB	Qualification Rank	Race Points
------	-----	----------	------	----------	----	--------------------	-------------

Legend:

DNF Did Not Finish **DNS** Did Not Start **YB** Year of Birth



Lane Choice Analysis

레인 선정 분석 / Analyse du choix de couloir

SBX

Number of Competitors: 24, Number of NOCs: 12

Rank	Bib	FIS Code	Name	NOC Code	Lane number		Lane Choice						Progression		
					QF	SF	F	1	2	3	4	5		6	
BIG FINAL															
1	2	9295086	MOIOLI Michela	ITA	4	3	3			2	1				(QF4_4-1, SF6_3-1, F8_3-1)
2	15	9195214	PEREIRA DE SOUSA MABILEAU Julia	FRA	6	2	6		1					2	(QF4_6-2, SF6_2-3, F8_6-2)
3	1	1159964	SAMKOVA Eva	CZE	6	4	4				2			1	(QF1_6-2, SF5_4-1, F8_4-3)
4	4	7310636	JACOBELLIS Lindsey	USA	3	3	5			2		1			(QF2_3-1, SF5_3-2, F8_5-4)
5	6	9195073	TRESPEUCH Chloe	FRA	4	4	2		1		2				(QF3_4-1, SF6_4-2, F8_2-5)
6	9	7537602	JEKOVA Alexandra	BUL	3	2	1	1	1	1					(QF1_3-1, SF5_2-3, F8_1-6)
SMALL FINAL															
7	5	9195128	BANKES Charlotte	FRA	4	5	3			1	1	1			(QF2_4-3, SF5_5-6, F7_3-1)
8	19	7541482	BRUTTO Raffaella	ITA	2	1	2	1	2						(QF3_2-3, SF6_1-6, F7_2-2)
9	20	9105210	CRITCHLOW Tess	CAN	1	1	1	3							(QF2_1-2, SF5_1-4, F7_1-3)
10	8	9195028	MOENNE LOCCOZ Nelly	FRA	4	6	4				2		1		(QF1_4-3, SF5_6-5, F7_4-4)
11	10	9045028	BROCKHOFF Belle	AUS	5	5	5						3		(QF4_5-3, SF6_5-5, F7_5-5)
12	14	9485208	PAUL Kristina	OAR	6	6	6							3	(QF3_6-2, SF6_6-4, F7_6-6)
QUARTERFINALS															
Finished 4th in their heat															
13	17	1229961	GILLINGS-BRIER Zoe	GBR	5							1			(QF1_5-4)
14	18	9105132	BRENNEMAN Carle	CAN	2			1							(QF4_2-4)
15	21	9515138	CASANOVA Lara	SUI	6								1		(QF2_6-4)
16	22	9205070	FISCHER Jana	GER	1			1							(QF3_1-4)
Finished 5th in their heat															
17	11	9535297	TIERNEY Meghan	USA	5							1			(QF3_5-5)
18	12	9485135	VASILTSOVA Mariya	OAR	5							1			(QF2_5-5)
19	16	9515149	HASLER Alexandra	SUI	2			1							(QF1_2-5)
20	23	9435019	SMYKALA Zuzanna	POL	1			1							(QF4_1-5)
Finished 6th in their heat															
21	3	9535108	GULINI Faye	USA	3					1					(QF3_3-6)
22	7	9515030	MEILER Simona	SUI	3					1					(QF4_3-6)
23	13	9105231	BERGERMANN Zoe	CAN	2			1							(QF2_2-6)
Did not start in their heat															
24	24	1159987	HOPJAKOVA Vendula	CZE	1			1							(QF1_1)

Explanation of progression:

These codes tell how a competitor progresses through the competition (by phase). The information is given on the following format:

"Ph_L-R" where P=Phase, h=Heat number, L=Lane number-R=Heat rank

Example:

EF5_2-1, QF3_2-1, SF2_3-2, F1_2-1

means in 1/8 Final heat 5, the competitor picked lane 2 and placed 1st, in Quarterfinal heat 3 the competitor picked lane 2 and placed 1st, in the Semifinal heat 2 the competitor picked lane 3 and the competitor placed 2nd, in the Big Final the competitor picked lane 2 and placed 1st

Note:

In the Quarterfinals the first three ranked competitors of each heat proceed to the next phase. The fourth, fifth and sixth ranked competitors are ranked according to their seeding rank.

In the Semifinals the first three ranked competitors of each heat proceed to the Big Final. The fourth, fifth and sixth ranked competitors of each heat proceed to the Small Final.

Legend:

DNF Did Not Finish **DNS** Did Not Start **F** Final **QF** Quarterfinals
SF Semifinals



Phoenix Snow Park

휘닉스 스노 경기장
Parc de neige Phoenix

PyeongChang 2018™



FRI 16 FEB

Start Time 10:00

Snowboard

스노보드 / Snowboard

Ladies' Snowboard Cross

여자 스노보드 크로스 / Snowboard cross femmes



Tie-breaking Protocol

동점 처리 절차 / Partage des ex æquo

SBX

Seeding

- First group:** If two or more competitors are tied, they will be ranked according to their rank in the current FIS Seeding List.
- Second group:** If two or more competitors are tied, the competitor with the fastest time in their other run will receive the better rank.
If any ties still remain, tied competitors will be ranked according to their rank in the current FIS Seeding List.

Tie-break for rank: 8								FIS Seeding Rank
Rank	Bib	FIS Code	Name	NOC Code	Best Time	Run 1	Run 2	
8	7	9195028	MOENNE LOCCOZ Nelly	FRA	1:20.23	1:20.23		6
9	5	7537602	JEKOVA Alexandra	BUL	1:20.23	1:20.23		10



Phoenix Snow Park

휘닉스 스노 경기장
Parc de neige Phoenix

PyeongChang 2018™



THU 15 FEB

Start Time 11:00

Snowboard

스노보드 / Snowboard

Men's Snowboard Cross

남자 스노보드 크로스 / Snowboard cross hommes

Seeding Run 1

시드 배정 런 1 / Classement, manche 1



Start List

스타트 리스트 / Liste de départ

REVISED
15 FEB 9:28

SBX

Jury			Technical Data	
FIS Race Director	BEIER Uwe	FIS	Course Name	PyeongChang Snowboard Cross
FIS Technical Delegate	MALSINER Marco	ITA	Start / Finish Altitude	894m / 666m
Start Referee	HILTNER Wait	AUS	Vertical Drop / Course Length	228m / 1277m
Finish Referee	SCHIAVON Alberto	FIS	Number of Features	23
Chief of Finish	SIDORCHUK Jim	CAN		
Chief of Competition	CHOI Myungsoo	KOR		
Officials				
Course Supervisor	SCHIAVON Alberto	FIS		
Chief of Course	MIN Erin	KOR		
Course Designer & Builder	IHAKSI Jeffrey Andrew	CAN		
Course Setter	BEIER Uwe	FIS		
Video Controller	KROGOLL Peter	GER		

Number of Competitors: 40, Number of NOCs: 16

Start Order	Bib	FIS Code	Name	NOC Code	YB	Run 1		Run 2		Best Time	Diff.
						Time	Rank	Time	Rank		
1	1	9200088	NOERL Martin	GER	1993						
2	2	9050115	HAEMMERLE Alessandro	AUT	1993						
3	3	9530331	DIERDORFF Mick	USA	1991						
4	4	7538572	PERATHONER Emanuel	ITA	1986						
5	5	9530359	KEARNEY Hagen	USA	1991						
6	6	9490143	EGUIBAR Lucas	ESP	1994						
7	7	9290066	VISINTIN Omar	ITA	1989						
8	8	9050229	PACHNER Lukas	AUT	1991						
9	9	9490102	HERNANDEZ Regino	ESP	1991						
10	10	9530138	BAUMGARTNER Nick	USA	1981						
11	11	9200081	BERG Paul	GER	1991						
12	12	9040149	HUGHES Jarryd	AUS	1995						
13	13	1044987	PULLIN Alex	AUS	1987						
14	14	9040188	LAMBERT Adam	AUS	1997						
15	15	7530230	VAULTIER Pierre	FRA	1987						
16	16	7050145	SCHAIRER Markus	AUT	1987						
17	17	9100166	HILL Kevin	CAN	1986						
18	18	9100603	BROCHU Baptiste	CAN	1994						
19	19	9290155	GODINO Michele	ITA	1992						
20	20	7200001	SCHAD Konstantin	GER	1987						
21	21	7537023	CHEEVER Jonathan	USA	1985						
22	22	9480290	OLYUNIN Nikolay	OAR	1991						
23	23	9100092	ROBANSKE Christopher	CAN	1989						
24	24	9410023	CAMPBELL Duncan	NZL	1997						
25	25	9040077	BOLTON Cameron	AUS	1990						
26	26	9290174	SOMMARIVA Lorenzo	ITA	1993						
27	27	9190316	VUAGNOUX Ken	FRA	1995						
28	28	9050035	DOUSCHAN Hanno	AUT	1989						
29	29	9190404	SURGET Merlin	FRA	1999						
30	30	9180052	LINDFORS Anton	FIN	1991						
31	31	9510369	KOBLET Kalle	SUI	1997						
32	32	9020005	MARIN TARROCH Lluís	AND	1988						
33	33	9510342	LYMANN Jerome	SUI	1996						
34	34	9150149	KUBICIK Jan	CZE	1996						
35	35	9480364	DILMAN Daniil	OAR	1996						
36	36	9190386	BOZZOLO Loan	FRA	1999						
37	37	9490005	HERRERO Laro	ESP	1990						
38	38	9101023	GRONDIN Eliot	CAN	2001						
39	39	9030002	WILLIAMS Steven	ARG	1988						



Phoenix Snow Park

휘닉스 스노 경기장
Parc de neige Phoenix

PyeongChang 2018™



THU 15 FEB

Start Time 11:00

Snowboard

스노보드 / Snowboard

Men's Snowboard Cross

남자 스노보드 크로스 / Snowboard cross hommes

Seeding Run 1

시드 배정 런 1 / Classement, manche 1



Start List

스타트 리스트 / Liste de départ

REVISED
15 FEB 9:28

SBX

Start Order	Bib	FIS Code	Name	NOC Code	YB	Run 1		Run 2		Best Time	Diff.
						Time	Rank	Time	Rank		
40	40	1427743	LIGOCKI Mateusz	POL	1982						

Forerunners:											
F1 - WOO Jinyong			KOR	F2 - WOO Jin			KOR	F3 - TAKAHARA Yoshiki			JPN
F4 - KINDA Geza			ROU	F5 - LACROIX Mike			USA	F6 - EDWARDS Mckinzie			USA

Progression system: The 24 first ranked competitors after run 1 (including all tied for rank 24) will be seeded according to their ranking, the rest will start Seeding run 2.

Note:
All competitors are seeded according to their FIS Seeding List Rank. Top 16 competitors are randomly drawn.

Legend:
Diff. Difference YB Year of Birth

15 FEB 2018 / Phoenix Snow Park (KOR) / 7680

Snowseed removed.





Phoenix Snow Park

휘닉스 스노 경기장
Parc de neige Phoenix

PyeongChang 2018™



THU 15 FEB

Start Time 11:00

Snowboard

스노보드 / Snowboard

Men's Snowboard Cross

남자 스노보드 크로스 / Snowboard cross hommes

Seeding

시드 배정 / Classement



Results

경기결과 / Résultats

SBX

Jury			Technical Data	
FIS Race Director	BEIER Uwe	FIS	Course Name	PyeongChang Snowboard Cross
FIS Technical Delegate	MALSINER Marco	ITA	Start / Finish Altitude	894m / 666m
Start Referee	HILTNER Walt	AUS	Vertical Drop / Course Length	228m / 1277m
Finish Referee	SCHIAVON Alberto	FIS	Number of Features	23
Chief of Finish	SIDORCHUK Jim	CAN		
Chief of Competition	CHOI Myungsoo	KOR		
Officials				
Course Supervisor	SCHIAVON Alberto	FIS		
Chief of Course	MIN Erin	KOR		
Course Designer & Builder	IHAKSI Jeffrey Andrew	CAN		
Course Setter	BEIER Uwe	FIS		
Video Controller	KROGOLL Peter	GER		

Number of Competitors: 40, Number of NOCs: 16

Rank	Bib	FIS Code	Name	NOC Code	YB	Run 1		Run 2		Best Time	Diff.
						Time	Rank	Time	Rank		
SEEDER AFTER RUN 1											
1	15	7530230	VAULTIER Pierre	FRA	1987	1:13.14	1			1:13.14	
2	7	9290066	VISINTIN Omar	ITA	1989	1:13.25	2			1:13.25	+0.11
3	9	9490102	HERNANDEZ Regino	ESP	1991	1:13.67	3			1:13.67	+0.53
4	22	9480290	OLYUNIN Nikolay	OAR	1991	1:13.78	4			1:13.78	+0.64
5	29	9190404	SURGET Merlin	FRA	1999	1:13.82	5			1:13.82	+0.68
6	5	9530359	KEARNEY Hagen	USA	1991	1:13.94	6			1:13.94	+0.80
7	1	9200088	NOERL Martin	GER	1993	1:14.12	7			1:14.12	+0.98
8	17	9100166	HILL Kevin	CAN	1986	1:14.24	8			1:14.24	+1.10
9	31	9510369	KOBLET Kalle	SUI	1997	1:14.25	9			1:14.25	+1.11
10	27	9190316	VUAGNOUX Ken	FRA	1995	1:14.29	10			1:14.29	+1.15
11	23	9100092	ROBANSKE Christopher	CAN	1989	1:14.35	11			1:14.35	+1.21
12	25	9040077	BOLTON Cameron	AUS	1990	1:14.35	11			1:14.35	+1.21
13	26	9290174	SOMMARIVA Lorenzo	ITA	1993	1:14.36	13			1:14.36	+1.22
14	11	9200081	BERG Paul	GER	1991	1:14.39	14			1:14.39	+1.25
15	10	9530138	BAUMGARTNER Nick	USA	1981	1:14.46	15			1:14.46	+1.32
16	28	9050035	DOUSCHAN Hanno	AUT	1989	1:14.53	16			1:14.53	+1.39
17	16	7050145	SCHAIRER Markus	AUT	1987	1:14.56	17			1:14.56	+1.42
18	4	7538572	PERATHONER Emanuel	ITA	1986	1:14.62	18			1:14.62	+1.48
19	21	7537023	CHEEVER Jonathan	USA	1985	1:14.72	19			1:14.72	+1.58
20	13	1044987	PULLIN Alex	AUS	1987	1:14.76	20			1:14.76	+1.62
21	33	9510342	LYMANN Jerome	SUI	1996	1:14.77	21			1:14.77	+1.63
22	14	9040188	LAMBERT Adam	AUS	1997	1:14.94	22			1:14.94	+1.80
23	30	9180052	LINDFORS Anton	FIN	1991	1:15.01	23			1:15.01	+1.87
24	2	9050115	HAEMMERLE Alessandro	AUT	1993	1:15.03	24			1:15.03	+1.89
SEEDER AFTER RUN 2											
25	12	9040149	HUGHES Jarryd	AUS	1995	1:15.69	28	1:13.73	1	1:13.73	+0.59
26	6	9490143	EGUIBAR Lucas	ESP	1994	1:18.42	36	1:14.45	2	1:14.45	+1.31
27	3	9530331	DIERDORFF Mick	USA	1991	1:15.47	26	1:14.52	3	1:14.52	+1.38
28	19	9290155	GODINO Michele	ITA	1992	1:20.88	38	1:14.96	4	1:14.96	+1.82
29	39	9030002	WILLIAMS Steven	ARG	1988	1:17.12	34	1:15.35	5	1:15.35	+2.21
30	32	9020005	MARIN TARROCH Lluís	AND	1988	1:15.47	26	1:15.37	6	1:15.37	+2.23
31	35	9480364	DILMAN Daniil	OAR	1996	1:15.40	25	1:16.11	8	1:15.40	+2.26
32	34	9150149	KUBICIK Jan	CZE	1996	1:15.73	29	1:16.25	10	1:15.73	+2.59
33	20	7200001	SCHAD Konstantin	GER	1987	1:15.73	29	DNS		1:15.73	+2.59
34	38	9101023	GRONDIN Eliot	CAN	2001	1:28.89	39	1:15.93	7	1:15.93	+2.79
35	36	9190386	BOZZOLO Loan	FRA	1999	1:16.15	31	1:16.11	8	1:16.11	+2.97
36	24	9410023	CAMPBELL Duncan	NZL	1997	1:16.68	32	DNF		1:16.68	+3.54
37	37	9490005	HERRERO Laro	ESP	1990	1:17.62	35	1:16.97	11	1:16.97	+3.83



Phoenix Snow Park

휘닉스 스노 경기장
Parc de neige Phoenix

PyeongChang 2018™



THU 15 FEB

Start Time 11:00

Snowboard

스노보드 / Snowboard

Men's Snowboard Cross

남자 스노보드 크로스 / Snowboard cross hommes

Seeding

시드 배정 / Classement



Results

경기결과 / Résultats

SBX

Rank	Bib	FIS Code	Name	NOC Code	YB	Run 1		Run 2		Best Time	Diff.
						Time	Rank	Time	Rank		
38	8	9050229	PACHNER Lukas	AUT	1991	1:16.99	33	1:17.48	12	1:16.99	+3.85
39	40	1427743	LIGOCKI Mateusz	POL	1982	1:19.48	37	1:19.22	13	1:19.22	+6.08
40	18	9100603	BROCHU Baptiste	CAN	1994	DNS		DNS		DNS	

Forerunners:

F1 - WOO Jinyong
F4 - KINDA Geza

KOR
ROU

F2 - WOO Jin
F5 - LACROIX Mike

KOR
USA

F3 - TAKAHARA Yoshiki
F6 - EDWARDS Mckinzie

JPN
USA

Conditions on course:

Seeding: SUNNY

Snow Temperature: -5.6°C / 21.9°F

Temperature - Start: -4.1°C /

Temperature - Finish: -8°C / 30.6°F

Progression system: All competitors will be seeded according to their ranking (best of two runs).

Legend:

Diff.	Difference	DNF	Did Not Finish	DNS	Did Not Start	YB	Year of Birth
-------	------------	-----	----------------	-----	---------------	----	---------------

15 FEB 2018 / Phoenix Snow Park (KOR) / 7680

SBDMSBX-----QUAL-----_73X1 1.0

Report Created THU 15 FEB 2018 12:35

Page 2/2





Race Analysis

경기 분석 / Analyses

SBX

Number of Competitors: 40, Number of NOCs: 16

Seed	Bib	Name	NOC Code	Run 1: Pos	Positions		Run 1: Pos	Partials		Difference Time	Average speed km/h
					Time	Rank		Time	Rank		
1	15	VAULTIER Pierre	FRA	Run 1: Int 1: 19.87 (2) Int 2: 48.14 (1) Fin: 1:13.14 (1)	I1-I2: 28.27 (3) I2-Fin: 25.00 (1)	0.11 0.00 0.00	62.85				
2	7	VISINTIN Omar	ITA	Run 1: Int 1: 20.09 (9) Int 2: 48.23 (2) Fin: 1:13.25 (2)	I1-I2: 28.14 (2) I2-Fin: 25.02 (2)	0.33 0.09 0.11	62.76				
3	9	HERNANDEZ Regino	ESP	Run 1: Int 1: 20.01 (5) Int 2: 48.60 (4) Fin: 1:13.67 (3)	I1-I2: 28.59 (10) I2-Fin: 25.07 (4)	0.25 0.46 0.53	62.40				
4	22	OLYUNIN Nikolay	OAR	Run 1: Int 1: 20.02 (6) Int 2: 48.72 (9) Fin: 1:13.78 (4)	I1-I2: 28.70 (15) I2-Fin: 25.06 (3)	0.26 0.58 0.64	62.31				
5	29	SURGET Merlin	FRA	Run 1: Int 1: 19.96 (3) Int 2: 48.60 (4) Fin: 1:13.82 (5)	I1-I2: 28.64 (12) I2-Fin: 25.22 (6)	0.20 0.46 0.68	62.28				
6	5	KEARNEY Hagen	USA	Run 1: Int 1: 19.97 (4) Int 2: 48.53 (3) Fin: 1:13.94 (6)	I1-I2: 28.56 (8) I2-Fin: 25.41 (14)	0.21 0.39 0.80	62.17				
7	1	NOERL Martin	GER	Run 1: Int 1: 20.19 (13) Int 2: 48.61 (6) Fin: 1:14.12 (7)	I1-I2: 28.42 (4) I2-Fin: 25.51 (18)	0.43 0.47 0.98	62.02				
8	17	HILL Kevin	CAN	Run 1: Int 1: 20.14 (10) Int 2: 48.88 (12) Fin: 1:14.24 (8)	I1-I2: 28.74 (18) I2-Fin: 25.36 (11)	0.38 0.74 1.10	61.92				
9	31	KOBLET Kalle	SUI	Run 1: Int 1: 20.62 (25) Int 2: 49.13 (19) Fin: 1:14.25 (9)	I1-I2: 28.51 (6) I2-Fin: 25.12 (5)	0.86 0.99 1.11	61.92				
10	27	VUAGNOUX Ken	FRA	Run 1: Int 1: 20.14 (10) Int 2: 48.94 (14) Fin: 1:14.29 (10)	I1-I2: 28.80 (21) I2-Fin: 25.35 (10)	0.38 0.80 1.15	61.88				
11	23	ROBANSKE Christopher	CAN	Run 1: Int 1: 20.28 (15) Int 2: 49.07 (17) Fin: 1:14.35 (11)	I1-I2: 28.79 (20) I2-Fin: 25.28 (7)	0.52 0.93 1.21	61.83				
12	25	BOLTON Cameron	AUS	Run 1: Int 1: 20.05 (7) Int 2: 48.61 (6) Fin: 1:14.35 (11)	I1-I2: 28.56 (8) I2-Fin: 25.74 (24)	0.29 0.47 1.21	61.83				
13	26	SOMMARIVA Lorenzo	ITA	Run 1: Int 1: 20.38 (19) Int 2: 48.81 (10) Fin: 1:14.36 (13)	I1-I2: 28.43 (5) I2-Fin: 25.55 (20)	0.62 0.67 1.22	61.82				
14	11	BERG Paul	GER	Run 1: Int 1: 20.14 (10) Int 2: 48.81 (10) Fin: 1:14.39 (14)	I1-I2: 28.67 (13) I2-Fin: 25.58 (22)	0.38 0.67 1.25	61.80				
15	10	BAUMGARTNER Nick	USA	Run 1: Int 1: 20.28 (15) Int 2: 49.00 (15) Fin: 1:14.46 (15)	I1-I2: 28.72 (16) I2-Fin: 25.46 (16)	0.52 0.86 1.32	61.74				



Phoenix Snow Park

휘닉스 스노 경기장
Parc de neige Phoenix

PyeongChang 2018™



THU 15 FEB

Start Time 11:00

Snowboard

스노보드 / Snowboard

Men's Snowboard Cross

남자 스노보드 크로스 / Snowboard cross hommes

Seeding

시드 배정 / Classement



Race Analysis

경기 분석 / Analyses

SBX

Seed	Bib	Name	NOC Code	Run	Positions			Partials		Difference	Average speed	
					Pos	Time	Rank	Pos	Time			Rank
16	28	DOUSCHAN Hanno	AUT	Run 1:	Int 1:	20.44	(22)	I1-I2:	28.63	(11)	0.68	61.68
					Int 2:	49.07	(17)	I2-Fin:	25.46	(16)	0.93	
					Fin:	1:14.53	(16)				1.39	
17	16	SCHAIRER Markus	AUT	Run 1:	Int 1:	20.39	(20)	I1-I2:	28.53	(7)	0.63	61.66
					Int 2:	48.92	(13)	I2-Fin:	25.64	(23)	0.78	
					Fin:	1:14.56	(17)				1.42	
18	4	PERATHONER Emanuel	ITA	Run 1:	Int 1:	20.64	(27)	I1-I2:	28.01	(1)	0.88	61.61
					Int 2:	48.65	(8)	I2-Fin:	25.97	(28)	0.51	
					Fin:	1:14.62	(18)				1.48	
19	21	CHEEVER Jonathan	USA	Run 1:	Int 1:	20.27	(14)	I1-I2:	29.05	(29)	0.51	61.53
					Int 2:	49.32	(21)	I2-Fin:	25.40	(13)	1.18	
					Fin:	1:14.72	(19)				1.58	
20	13	PULLIN Alex	AUS	Run 1:	Int 1:	20.31	(17)	I1-I2:	28.89	(24)	0.55	61.49
					Int 2:	49.20	(20)	I2-Fin:	25.56	(21)	1.06	
					Fin:	1:14.76	(20)				1.62	
21	33	LYMANN Jerome	SUI	Run 1:	Int 1:	20.55	(24)	I1-I2:	28.88	(22)	0.79	61.48
					Int 2:	49.43	(24)	I2-Fin:	25.34	(9)	1.29	
					Fin:	1:14.77	(21)				1.63	
22	14	LAMBERT Adam	AUS	Run 1:	Int 1:	20.49	(23)	I1-I2:	29.07	(30)	0.73	61.35
					Int 2:	49.56	(27)	I2-Fin:	25.38	(12)	1.42	
					Fin:	1:14.94	(22)				1.80	
23	30	LINDFORS Anton	FIN	Run 1:	Int 1:	20.42	(21)	I1-I2:	29.16	(32)	0.66	61.29
					Int 2:	49.58	(28)	I2-Fin:	25.43	(15)	1.44	
					Fin:	1:15.01	(23)				1.87	
24	2	HAEMMERLE Alessandro	AUT	Run 1:	Int 1:	20.06	(8)	I1-I2:	28.94	(25)	0.30	61.27
					Int 2:	49.00	(15)	I2-Fin:	26.03	(30)	0.86	
					Fin:	1:15.03	(24)				1.89	
25	12	HUGHES Jarryd	AUS	Run 1:	Int 1:	21.50	(38)	I1-I2:	28.68	(14)	1.74	60.74
					Int 2:	50.18	(33)	I2-Fin:	25.51	(18)	2.04	
					Fin:	1:15.69	(28)				2.55	
				Run 2:	Int 1:	20.40	(1)	I1-I2:	28.64	(1)	0.00	
					Int 2:	49.04	(1)	I2-Fin:	24.69	(1)	0.00	
					Fin:	1:13.73	(1)				0.00	
26	6	EGUIBAR Lucas	ESP	Run 1:	Int 1:	19.76	(1)	I1-I2:	33.38	(38)	0.00	58.62
					Int 2:	53.14	(38)	I2-Fin:	25.28	(7)	5.00	
					Fin:	1:18.42	(36)				5.28	
				Run 2:	Int 1:	20.49	(3)	I1-I2:	28.82	(3)	0.09	
					Int 2:	49.31	(2)	I2-Fin:	25.14	(4)	0.27	
					Fin:	1:14.45	(2)				0.72	
27	3	DIERDORFF Mick	USA	Run 1:	Int 1:	20.63	(26)	I1-I2:	28.88	(22)	0.87	60.91
					Int 2:	49.51	(25)	I2-Fin:	25.96	(27)	1.37	
					Fin:	1:15.47	(26)				2.33	
				Run 2:	Int 1:	20.62	(4)	I1-I2:	28.81	(2)	0.22	
					Int 2:	49.43	(3)	I2-Fin:	25.09	(2)	0.39	
					Fin:	1:14.52	(3)				0.79	



Race Analysis

경기 분석 / Analyses

SBX

Seed	Bib	Name	NOC Code	Positions			Partials		Difference	Average speed
				Pos	Time	Rank	Pos	Time		
28	19	GODINO Michele	ITA	Run 1:	Int 1:	20.78 (34)	I1-I2:	34.06 (39)	1.02	56.84
					Int 2:	54.84 (39)	I2-Fin:	26.04 (31)	6.70	
					Fin:	1:20.88 (38)			7.74	
				Run 2:	Int 1:	20.45 (2)	I1-I2:	29.10 (5)	0.05	
					Int 2:	49.55 (4)	I2-Fin:	25.41 (5)	0.51	
					Fin:	1:14.96 (4)			1.23	
29	39	WILLIAMS Steven	ARG	Run 1:	Int 1:	20.32 (18)	I1-I2:	29.03 (28)	0.56	59.61
					Int 2:	49.35 (22)	I2-Fin:	27.77 (38)	1.21	
					Fin:	1:17.12 (34)			3.98	
				Run 2:	Int 1:	20.81 (7)	I1-I2:	29.44 (10)	0.41	
					Int 2:	50.25 (8)	I2-Fin:	25.10 (3)	1.21	
					Fin:	1:15.35 (5)			1.62	
30	32	MARIN TARROCH Lluís	AND	Run 1:	Int 1:	20.66 (29)	I1-I2:	28.98 (26)	0.90	60.91
					Int 2:	49.64 (29)	I2-Fin:	25.83 (25)	1.50	
					Fin:	1:15.47 (26)			2.33	
				Run 2:	Int 1:	21.10 (10)	I1-I2:	28.86 (4)	0.70	
					Int 2:	49.96 (5)	I2-Fin:	25.41 (5)	0.92	
					Fin:	1:15.37 (6)			1.64	
31	35	DILMAN Daniil	OAR	Run 1:	Int 1:	20.68 (32)	I1-I2:	28.73 (17)	0.92	60.97
					Int 2:	49.41 (23)	I2-Fin:	25.99 (29)	1.27	
					Fin:	1:15.40 (25)			2.26	
				Run 2:	Int 1:	20.80 (6)	I1-I2:	29.33 (8)	0.40	
					Int 2:	50.13 (6)	I2-Fin:	25.98 (10)	1.09	
					Fin:	1:16.11 (8)			2.38	
32	34	KUBICIK Jan	CZE	Run 1:	Int 1:	20.67 (31)	I1-I2:	29.17 (33)	0.91	60.71
					Int 2:	49.84 (31)	I2-Fin:	25.89 (26)	1.70	
					Fin:	1:15.73 (29)			2.59	
				Run 2:	Int 1:	21.12 (12)	I1-I2:	29.25 (6)	0.72	
					Int 2:	50.37 (9)	I2-Fin:	25.88 (9)	1.33	
					Fin:	1:16.25 (10)			2.52	
33	20	SCHAD Konstantin	GER	Run 1:	Int 1:	20.65 (28)	I1-I2:	29.01 (27)	0.89	60.71
					Int 2:	49.66 (30)	I2-Fin:	26.07 (32)	1.52	
					Fin:	1:15.73 (29)			2.59	
				Run 2:	Int 1:		I1-I2:			
					Int 2:		I2-Fin:			
					Fin:	DNS				
34	38	GRONDIN Eliot	CAN	Run 1:	Int 1:	20.74 (33)	I1-I2:	28.78 (19)	0.98	51.72
					Int 2:	49.52 (26)	I2-Fin:	39.37 (39)	1.38	
					Fin:	1:28.89 (39)			15.75	
				Run 2:	Int 1:	20.93 (8)	I1-I2:	29.26 (7)	0.53	
					Int 2:	50.19 (7)	I2-Fin:	25.74 (8)	1.15	
					Fin:	1:15.93 (7)			2.20	
35	36	BOZZOLO Loan	FRA	Run 1:	Int 1:	20.93 (36)	I1-I2:	29.15 (31)	1.17	60.37
					Int 2:	50.08 (32)	I2-Fin:	26.07 (32)	1.94	
					Fin:	1:16.15 (31)			3.01	
				Run 2:	Int 1:	21.09 (9)	I1-I2:	29.43 (9)	0.69	
					Int 2:	50.52 (11)	I2-Fin:	25.59 (7)	1.48	
					Fin:	1:16.11 (8)			2.38	



Race Analysis

경기 분석 / Analyses

SBX

Seed	Bib	Name	NOC Code	Positions			Partials		Difference Time	Average speed km/h
				Run	Int	Pos	Time	Rank		
36	24	CAMPBELL Duncan	NZL	Run 1:	Int 1:	20.66 (29)	I1-I2:	29.73 (35)	0.90	59.95
					Int 2:	50.39 (35)	I2-Fin:	26.29 (34)	2.25	
					Fin:	1:16.68 (32)			3.54	
				Run 2:	Int 1:	21.10 (10)	I1-I2:		0.70	
					Int 2:		I2-Fin:			
					Fin:	DNF				
37	37	HERRERO Laro	ESP	Run 1:	Int 1:	21.11 (37)	I1-I2:	29.90 (36)	1.35	59.23
					Int 2:	51.01 (36)	I2-Fin:	26.61 (35)	2.87	
					Fin:	1:17.62 (35)			4.48	
				Run 2:	Int 1:	20.69 (5)	I1-I2:	29.76 (12)	0.29	
					Int 2:	50.45 (10)	I2-Fin:	26.52 (11)	1.41	
					Fin:	1:16.97 (11)			3.24	
38	8	PACHNER Lukas	AUT	Run 1:	Int 1:	20.91 (35)	I1-I2:	29.47 (34)	1.15	59.71
					Int 2:	50.38 (34)	I2-Fin:	26.61 (35)	2.24	
					Fin:	1:16.99 (33)			3.85	
				Run 2:	Int 1:	21.20 (13)	I1-I2:	29.60 (11)	0.80	
					Int 2:	50.80 (12)	I2-Fin:	26.68 (12)	1.76	
					Fin:	1:17.48 (12)			3.75	
39	40	LIGOCKI Mateusz	POL	Run 1:	Int 1:	21.55 (39)	I1-I2:	30.49 (37)	1.79	57.84
					Int 2:	52.04 (37)	I2-Fin:	27.44 (37)	3.90	
					Fin:	1:19.48 (37)			6.34	
				Run 2:	Int 1:	21.69 (14)	I1-I2:	30.54 (13)	1.29	
					Int 2:	52.23 (13)	I2-Fin:	26.99 (13)	3.19	
					Fin:	1:19.22 (13)			5.49	
40	18	BROCHU Baptiste	CAN	Run 1:	Int 1:		I1-I2:			
					Int 2:		I2-Fin:			
					Fin:	DNF				
				Run 2:	Int 1:		I1-I2:			
					Int 2:		I2-Fin:			
					Fin:	DNF				

Intermediate Time Positions:

React = Reaction

Int. 1 = Intermediate 1

Int. 2 = Intermediate 2

Legend:							
DNF	Did Not Finish	DNF	Did Not Start	Fin	Finish	Int	Intermediate
Pos	Intermediate position	R	Reaction				



Brackets

대진표 / Programme des matchs

SBX

Number of Competitors: 40, Number of NOCs: 16

1/8 Finals - 13:30			Quarterfinals - 14:04			Semifinals - 14:25			Finals - 14:41		
EF 1 (1/16)			QF 1 (9/16)			Semifinal 1 (13/16)			Small Final (15/16)		
Bib		Rk	Bib		Rk	Bib		Rk	Bib		Rk
25 Y5	HUGHES Jarryd AUS	1	1 R3	VAULTIER Pierre FRA	1	20 Y6	PULLIN Alex AUS	1	24 Bk	HAEMMERLE Alessandro AUT	1
1 R3	VAULTIER Pierre FRA	2	25 Bk1	HUGHES Jarryd AUS	2	25 Bk1	HUGHES Jarryd AUS	2	7 G	NOERL Martin GER	2
17 B2	SCHAIRER Markus AUT	3	24 W6	HAEMMERLE Alessandro AUT	3	1 R3	VAULTIER Pierre FRA	3	23 W	LINDFORS Anton FIN	3
16 G4	DOUSCHAN Hanno AUT	4	8 G4	HILL Kevin CAN	4	12 B5	BOLTON Cameron AUS	4	12 Y	BOLTON Cameron AUS	4
40 W	BROCHU Baptiste CAN	DNS	9 B5	KOBLET Kalle SUI	DNF	24 W2	HAEMMERLE Alessandro AUT	5	4 R	OLYUNIN Nikolay OAR	DNS
			17 Y2	SCHAIRER Markus AUT	DNF	4 G4	OLYUNIN Nikolay OAR	DNF	11 B1	ROBANSKE Christopher CAN	DNS
EF 2 (2/16)			QF 2 (10/16)			Semifinal 2 (14/16)			Big Final (16/16)		
Bib		Rk	Bib		Rk	Bib		Rk	Bib		Rk
24 B5	HAEMMERLE Alessandro AUT	1	4 R4	OLYUNIN Nikolay OAR	1	3 R3	HERNANDEZ Regino ESP	1	1 R3	VAULTIER Pierre FRA	1
8 R3	HILL Kevin CAN	2	20 Y6	PULLIN Alex AUS	2	15 Y5	BAUMGARTNER Nick USA	2	25 W1	HUGHES Jarryd AUS	2
9 G4	KOBLET Kalle SUI	3	12 B5	BOLTON Cameron AUS	3	27 Bk6	DIERDORFF Mick USA	3	3 G4	HERNANDEZ Regino ESP	3
33 W2	SCHAD Konstantin GER	4	21 W2	LYMANN Jerome SUI	4	7 G4	NOERL Martin GER	4	15 B5	BAUMGARTNER Nick USA	4
32 Y6	KUBICIK Jan CZE	5	5 G3	SURGET Merlijn FRA	DNF	23 W1	LINDFORS Anton FIN	5	27 Bk2	DIERDORFF Mick USA	5
			28 Bk1	GODINO Michele ITA	DNF	11 B2	ROBANSKE Christopher CAN	DNF	20 Y6	PULLIN Alex AUS	DNF
EF 3 (3/16)			QF 3 (11/16)			Ranking Summary					
Bib		Rk	Bib		Rk						
21 B2	LYMANN Jerome SUI	1	3 R3	HERNANDEZ Regino ESP	1						
12 G4	BOLTON Cameron AUS	2	27 W1	DIERDORFF Mick USA	2						
5 R3	SURGET Merlijn FRA	3	11 B2	ROBANSKE Christopher CAN	3						
29 Y5	WILLIAMS Steven ARG	4	6 G4	KEARNEY Hagen USA	4						
36 W6	CAMPBELL Duncan NZL	5	14 Y5	BERG Paul GER	DNF						
			35 Bk6	BOZZOLO Loan FRA	DNF						
EF 4 (4/16)			QF 4 (12/16)								
Bib		Rk	Bib		Rk						
4 R4	OLYUNIN Nikolay OAR	1	7 R3	NOERL Martin GER	1						
20 B5	PULLIN Alex AUS	2	15 B5	BAUMGARTNER Nick USA	2						
28 Y2	GODINO Michele ITA	3	23 W1	LINDFORS Anton FIN	3						
13 G3	SOMMARIVA Lorenzo ITA	4	18 Y2	PERATHONER Emanuel ITA	4						
37 W6	HERRERO Laro ESP	5	39 Bk6	LIGOCKI Mateusz POL	5						
			10 G4	VUAGNOUX Ken FRA	DNF						
EF 5 (5/16)											
Bib		Rk									
27 Y1	DIERDORFF Mick USA	1									
14 G4	BERG Paul GER	2									
3 R3	HERNANDEZ Regino ESP	3									
19 B2	CHEEVER Jonathan USA	4									
38 W5	PACHNER Lukas AUT	5									
EF 6 (6/16)											
Bib		Rk									
6 R3	KEARNEY Hagen USA	1									
11 G4	ROBANSKE Christopher CAN	2									
35 W6	BOZZOLO Loan FRA	3									
22 B5	LAMBERT Adam AUS	4									
30 Y2	MARIN TARROCH Lluís AND	5									
EF 7 (7/16)											
Bib		Rk									
7 R2	NOERL Martin GER	1									
10 G3	VUAGNOUX Ken FRA	2									
23 B4	LINDFORS Anton FIN	3									
31 Y1	DILMAN Danil OAR	4									
34 W5	GRONDIN Eliot CAN	DNF									
EF 8 (8/16)											
Bib		Rk									
18 B2	PERATHONER Emanuel ITA	1									
15 G4	BAUMGARTNER Nick USA	2									
39 W6	LIGOCKI Mateusz POL	3									
2 R3	VISINTIN Omar ITA	4									
26 Y5	EGUIBAR Lucas ESP	DNF									

Progression system: The heats for the Finals will be set based on the rank of the top 48 men from the seeding phase. In the 1/8 Finals and the Quarterfinals the first three ranked competitors in each heat proceed to the next phase. In the Semifinals the first three ranked competitors of each heat proceed to the Big Final. The 4th to 6th ranked competitors of each heat proceed to the Small Final.

Note:
 Bibs are assigned based upon seeding results. The competitor with the lowest bib of each heat starts with the red bib, the second lowest with the green, the third with blue, the fourth with yellow, the fifth with white and the sixth with black.
 The competitors with the lowest bibs choose their starting lane first.

Legend:

Bk Black	Bl Blue	DNF Did Not Finish	DNS Did Not Start
EF 1/8 Final	G Green	QF Quarterfinal	R Red
Rk Rank	W White	Y Yellow	





Phoenix Snow Park

휘닉스 스노 경기장
Parc de neige Phoenix

PyeongChang 2018™



THU 15 FEB

Start Time 13:30

Snowboard

스노보드 / Snowboard

Men's Snowboard Cross

남자 스노보드 크로스 / Snowboard cross hommes



Results

경기결과 / Résultats

SBX

Jury			Technical Data	
FIS Race Director	BEIER Uwe	FIS	Course Name	PyeongChang Snowboard Cross
FIS Technical Delegate	MALSINER Marco	ITA	Start / Finish Altitude	894m / 666m
Start Referee	HILTNER Walt	AUS	Vertical Drop / Course Length	228m / 1277m
Finish Referee	SCHIAVON Alberto	FIS	Number of Features	23
Chief of Finish	SIDORCHUK Jim	CAN		
Chief of Competition	CHOI Myungsoo	KOR		
Officials				
Course Supervisor	SCHIAVON Alberto	FIS		
Chief of Course	MIN Erin	KOR		
Course Designer & Builder	IHAKSI Jeffrey Andrew	CAN		
Course Setter	BEIER Uwe	FIS		
Video Controller	KROGOLL Peter	GER		

Number of Competitors: 40, Number of NOCs: 16

Rank	Bib	FIS Code	Name	NOC Code	YB	Seeding Rank	Race Points
BIG FINAL							
1	1	7530230	VAULTIER Pierre	FRA	1987		1000.00
2	25	9040149	HUGHES Jarryd	AUS	1995		800.00
3	3	9490102	HERNANDEZ Regino	ESP	1991		600.00
4	15	9530138	BAUMGARTNER Nick	USA	1981		500.00
5	27	9530331	DIERDORFF Mick	USA	1991		450.00
6	20	1044987	PULLIN Alex	AUS	1987		400.00
SMALL FINAL							
7	24	9050115	HAEMMERLE Alessandro	AUT	1993		360.00
8	7	9200088	NOERL Martin	GER	1993		320.00
9	23	9180052	LINDFORS Anton	FIN	1991		290.00
10	12	9040077	BOLTON Cameron	AUS	1990		260.00
11	4	9480290	OLYUNIN Nikolay	OAR	1991		240.00
11	11	9100092	ROBANSKE Christopher	CAN	1989		240.00
QUARTERFINALS							
Finished 4th in their heat							
13	6	9530359	KEARNEY Hagen	USA	1991	6	200.00
14	8	9100166	HILL Kevin	CAN	1986	8	180.00
15	18	7538572	PERATHONER Emanuel	ITA	1986	18	160.00
16	21	9510342	LYMANN Jerome	SUI	1996	21	150.00
Finished 5th in their heat							
17	5	9190404	SURGET Merlin	FRA	1999	5	140.00
18	9	9510369	KOBLET Kalle	SUI	1997	9	130.00
19	14	9200081	BERG Paul	GER	1991	14	120.00
20	39	1427743	LIGOCKI Mateusz	POL	1982	39	110.00
Finished 6th in their heat							
21	10	9190316	VUAGNOUX Ken	FRA	1995	10	100.00
22	17	7050145	SCHAIRER Markus	AUT	1987	17	90.00
23	28	9290155	GODINO Michele	ITA	1992	28	80.00
24	35	9190386	BOZZOLO Loan	FRA	1999	35	70.00



Phoenix Snow Park

휘닉스 스노 경기장
Parc de neige Phoenix

PyeongChang 2018™



THU 15 FEB

Start Time 13:30

Snowboard

스노보드 / Snowboard

Men's Snowboard Cross

남자 스노보드 크로스 / Snowboard cross hommes



Results

경기결과 / Résultats

SBX

Rank	Bib	FIS Code	Name	NOC Code	YB	Seeding Rank	Race Points
------	-----	----------	------	----------	----	--------------	-------------

1/8 FINALS

Finished 4th in their heat

25	2	9290066	VISINTIN Omar	ITA	1989	2	60.00
26	13	9290174	SOMMARIVA Lorenzo	ITA	1993	13	50.00
27	16	9050035	DOUSCHAN Hanno	AUT	1989	16	45.00
28	19	7537023	CHEEVER Jonathan	USA	1985	19	40.00
29	22	9040188	LAMBERT Adam	AUS	1997	22	36.00
30	29	9030002	WILLIAMS Steven	ARG	1988	29	32.00
31	31	9480364	DILMAN Daniil	OAR	1996	31	28.00
32	33	7200001	SCHAD Konstantin	GER	1987	33	26.00

Finished 5th in their heat

33	26	9490143	EGUIBAR Lucas	ESP	1994	26	24.00
34	30	9020005	MARIN TARROCH Lluís	AND	1988	30	22.00
35	32	9150149	KUBICIK Jan	CZE	1996	32	20.00
36	34	9101023	GRONDIN Eliot	CAN	2001	34	19.70
37	36	9410023	CAMPBELL Duncan	NZL	1997	36	
38	37	9490005	HERRERO Laro	ESP	1990	37	
39	38	9050229	PACHNER Lukas	AUT	1991	38	

Did not start in their heat

40	40	9100603	BROCHU Baptiste	CAN	1994	40	
----	----	---------	-----------------	-----	------	----	--

Forerunners:

F1 - WOO Jinyong	KOR	F2 - WOO Jin	KOR	F3 - TAKAHARA Yoshiki	JPN
F4 - KINDA Geza	ROU	F5 - LACROIX Mike	USA	F6 - EDWARDS Mckinzie	USA

Conditions on course:

Seeding: SUNNY	Snow Temperature: -5.6°C / 21.9°F	Temperature - Start: -4.1°C /	Temperature - Finish: -8°C / 30.6°F
Finals: SUNNY	Snow Temperature: -6.3°C / 20.7°F	Temperature - Start: -4.1°C /	Temperature - Finish: .1°C / 32.2°F

Legend:

YB Year of Birth



Lane Choice Analysis

레인 선정 분석 / Analyse du choix de couloir

SBX

Number of Competitors: 40, Number of NOCs: 16

Rank	Bib	FIS Code	Name	NOC Code	Lane number			Lane Choice						Progression
					EF	QF	SF	F	1	2	3	4	5	

BIG FINAL

1	1	7530230	VAULTIER Pierre	FRA	3	3	3	3			4				(EF1_3-2, QF9_3-1, SF13_3-3, F16_3-1)	
2	25	9040149	HUGHES Jarryd	AUS	5	1	1	1	3					1	(EF1_5-1, QF9_1-2, SF13_1-2, F16_1-2)	
3	3	9490102	HERNANDEZ Regino	ESP	3	3	3	4			3	1			(EF5_3-3, QF11_3-1, SF14_3-1, F16_4-3)	
4	15	9530138	BAUMGARTNER Nick	USA	4	5	5	5				1	3		(EF8_4-2, QF12_5-2, SF14_5-2, F16_5-4)	
5	27	9530331	DIERDORFF Mick	USA	1	1	6	2	2	1				1	(EF5_1-1, QF11_1-2, SF14_6-3, F16_2-5)	
6	20	1044987	PULLIN Alex	AUS	5	6	6	6						1	3	(EF4_5-2, QF10_6-2, SF13_6-1, F16_6-6)

SMALL FINAL

7	24	9050115	HAEMMERLE Alessandro	AUT	5	6	2			1			1	1	(EF2_5-1, QF9_6-3, SF13_2-5, F15-1)
8	7	9200088	NOERL Martin	GER	2	3	4		1	1	1				(EF7_2-1, QF12_3-1, SF14_4-4, F15-2)
9	23	9180052	LINDFORS Anton	FIN	4	1	1		2		1				(EF7_4-3, QF12_1-3, SF14_1-5, F15-3)
10	12	9040077	BOLTON Cameron	AUS	4	5	5				1	2			(EF3_4-2, QF10_5-3, SF13_5-4, F15-4)
11	4	9480290	OLYUNIN Nikolay	OAR	4	4	4				3				(EF4_4-1, QF10_4-1, SF13_4-6, F15)
11	11	9100092	ROBANSKE Christopher	CAN	4	2	2		2		1				(EF6_4-2, QF11_2-3, SF14_2-6, F15)

QUARTERFINALS

Finished 4th in their heat

13	6	9530359	KEARNEY Hagen	USA	3	4				1	1				(EF6_3-1, QF11_4-4)
14	8	9100166	HILL Kevin	CAN	3	4				1	1				(EF2_3-2, QF9_4-4)
15	18	7538572	PERATHONER Emanuel	ITA	2	2			2						(EF8_2-1, QF12_2-4)
16	21	9510342	LYMANN Jerome	SUI	2	2			2						(EF3_2-1, QF10_2-4)

Finished 5th in their heat

17	5	9190404	SURGET Merlin	FRA	3	3				2					(EF3_3-3, QF10_3-5)
18	9	9510369	KOBLET Kalle	SUI	4	5					1	1			(EF2_4-3, QF9_5-5)
19	14	9200081	BERG Paul	GER	4	5					1	1			(EF5_4-2, QF11_5-5)
20	39	1427743	LIGOCKI Mateusz	POL	6	6								2	(EF8_6-3, QF12_6-5)

Finished 6th in their heat

21	10	9190316	VUAGNOUX Ken	FRA	3	4				1	1				(EF7_3-2, QF12_4-6)
22	17	7050145	SCHAIRER Markus	AUT	2	2			2						(EF1_2-3, QF9_2-6)
23	28	9290155	GODINO Michele	ITA	2	1			1	1					(EF4_2-3, QF10_1-6)
24	35	9190386	BOZZOLO Loan	FRA	6	6								2	(EF6_6-3, QF11_6-6)

1/8 FINALS

Finished 4th in their heat

25	2	9290066	VISINTIN Omar	ITA	3					1					(EF8_3-4)
26	13	9290174	SOMMARIVA Lorenzo	ITA	3					1					(EF4_3-4)
27	16	9050035	DOUSCHAN Hanno	AUT	4						1				(EF1_4-4)
28	19	7537023	CHEEVER Jonathan	USA	2				1						(EF5_2-4)
29	22	9040188	LAMBERT Adam	AUS	5							1			(EF6_5-4)
30	29	9030002	WILLIAMS Steven	ARG	5							1			(EF3_5-4)
31	31	9480364	DILMAN Daniil	OAR	1				1						(EF7_1-4)
32	33	7200001	SCHAD Konstantin	GER	2				1						(EF2_2-4)

Finished 5th in their heat

33	26	9490143	EGUIBAR Lucas	ESP	5							1			(EF8_5-5)
34	30	9020005	MARIN TARROCH Lluís	AND	2				1						(EF6_2-5)
35	32	9150149	KUBICIK Jan	CZE	6								1		(EF2_6-5)
36	34	9101023	GRONDIN Eliot	CAN	5							1			(EF7_5-5)
37	36	9410023	CAMPBELL Duncan	NZL	6								1		(EF3_6-5)
38	37	9490005	HERRERO Laro	ESP	6								1		(EF4_6-5)
39	38	9050229	PACHNER Lukas	AUT	5							1			(EF5_5-5)

Did not start in their heat

40	40	9100603	BROCHU Baptiste	CAN											(EF1)
----	----	---------	-----------------	-----	--	--	--	--	--	--	--	--	--	--	-------



Lane Choice Analysis

레인 선정 분석 / Analyse du choix de couloir

SBX

Rank	Bib	FIS Code	Name	NOC Code	Lane number			Lane Choice						Progression
					EF	QF	SF	F	1	2	3	4	5	

Explanation of progression:

These codes tell how a competitor progresses through the competition (by phase). The information is given on the following format:

"Ph_L-R" where P=Phase, h=Heat number _L=Lane number-R=Heat rank

Example:

EF5_2-1, QF3_2-1, SF2_3-2, F1_2-1

means in 1/8 Final heat 5, the competitor picked lane 2 and placed 1st, in Quarterfinal heat 3 the competitor picked lane 2 and placed 1st, in the Semifinal heat 2 the competitor picked lane 3 and the competitor placed 2nd, in the Big Final the competitor picked lane 2 and placed 1st

Note:

In the 1/8 Finals and the Quarterfinals the first three ranked competitors of each heat proceed to the next phase. The fourth, fifth and sixth ranked competitors are ranked according to their seeding rank.

In the Semifinals the first three ranked competitors of each heat proceed to the Big Final. The fourth, fifth and sixth ranked competitors of each heat proceed to the Small Final.

Legend:

EF 1/8 Final F Final QF Quarterfinals SF Semifinals



Tie-breaking Protocol

동점 처리 절차 / Partage des ex æquo

SBX

Seeding

- First group:** If two or more competitors are tied, they will be ranked according to their rank in the current FIS Seeding List.
- Second group:** If two or more competitors are tied, the competitor with the fastest time in their other run will receive the better rank.
 If any ties still remain, tied competitors will be ranked according to their rank in the current FIS Seeding List.

Tie-break for rank: 11							FIS Seeding Rank	
Rank	Bib	FIS Code	Name	NOC Code	Best Time	Run 1	Run 2	
11	23	9100092	ROBANSKE Christopher	CAN	1:14.35	1:14.35		26
12	25	9040077	BOLTON Cameron	AUS	1:14.35	1:14.35		28

Tie-break for rank: 32							FIS Seeding Rank	
Rank	Bib	FIS Code	Name	NOC Code	Best Time	Run 1	Run 2	
32	34	9150149	KUBICIK Jan	CZE	1:15.73	1:15.73	1:16.25	
33	20	7200001	SCHAD Konstantin	GER	1:15.73	1:15.73	DNS	



Start List

스타트 리스트 / Liste de départ

REVISED
12 FEB 10:21

SS

Jury			Technical Data		
FIS Contest Director	MORESI Roberto	FIS	Course Name	PyeongChang Slopestyle	
FIS Technical Delegate	ARNOLD Roman	SUI	Start / Finish Altitude	856m / 693m	
Head Judge	JENNINGS Matt	USA	Vertical Drop / Course Length	163m / 690m	
Start Referee	PARK Seung Woo	KOR	Number of Jump Features	3	
Finish Referee	KOO Kyo Kwang	KOR	Number of Jibbing Features	3	
Chief of Competition	PARK Youngnam	KOR			
Officials			Judges		
Course Supervisor	DATE Ritchie	USA	Panel 1 (Sector 1-2):	SUMATIC Iztok	SLO
Chief of Course	KWON Daewon	KOR		HARICOT Julien	FRA
Course Designer & Builder	SCHEUMANN Dirk	GER	Panel 2 (Sector 3-4):	BEGG Adam	AUS
				MACDONALD John	CAN
			Panel 3 (Sector 5-6):	KIM Woosik	KOR
				BEUTLER Christian	SUI
			Overall:	MANNING Connor	USA
				HASHIMOTO Ryo	JPN
				JENNINGS Matt	USA

Number of Competitors: 26, Number of NOCs: 15

Start Order	Bib	FIS Code	Name	NOC Code	YB	Run	Sections (60%)	Overall (40%)	Score (100%)	Best Score	Tie	Race Points
1	28	1159968	PANCOCHOVA Sarka	CZE	R	1990	Run 1					
							Run 2					
2	27	9195093	LEFEVRE Lucile	FRA	R	1995	Run 1					
							Run 2					
3	26	1709938	MEDLOVA Klaudia	SVK	R	1993	Run 1					
							Run 2					
4	25	9515153	SOMAINI Carla	SUI	G	1991	Run 1					
							Run 2					
5	24	9305294	HIRONO Asami	JPN	R	1990	Run 1					
							Run 2					
6	23	1708267	MITTERMUELLER Silvia	GER	G	1983	Run 1					
							Run 2					
7	22	1409999	MAAS Cheryl	NED	G	1984	Run 1					
							Run 2					
8	21	9485265	FEDOROVA Sofya	OAR	G	1998	Run 1					
							Run 2					
9	20	9535306	JENSON Jessika	USA	G	1991	Run 1					
							Run 2					
10	19	9515059	KOENZ Elena	SUI	R	1987	Run 1					
							Run 2					
11	18	9515010	CANDRIAN Sina	SUI	G	1988	Run 1					
							Run 2					
12	17	9515143	DERUNGS Isabel	SUI	R	1987	Run 1					
							Run 2					
13	16	9305001	FUJIMORI Yuka	JPN	R	1986	Run 1					
							Run 2					
14	14	1229985	FULLER Aimee	GBR	R	1991	Run 1					
							Run 2					
15	13	9425008	NORENDAL Silje	NOR	R	1993	Run 1					
							Run 2					
16	12	9305338	IWABUCHI Reira	JPN	R	2001	Run 1					
							Run 2					



Start List

스타트 리스트 / Liste de départ

REVISED
12 FEB 10:21

SS

Start Order	Bib	FIS Code	Name	NOC Code	YB	Run	Sections (60%)	Overall (40%)	Score (100%)	Best Score	Tie	Race Points
17	11	9105100	VOIGT Brooke	CAN	G	1993	Run 1 Run 2					
18	9	9305286	ONITSUKA Miyabi	JPN	R	1998	Run 1 Run 2					
19	8	9535409	LANGLAND Hailey	USA	R	2000	Run 1 Run 2					
20	7	9105246	BLOUIN Laurie	CAN	G	1996	Run 1 Run 2					
21	6	9415033	SADOWSKI SYNNOTT Zoi	NZL	R	2001	Run 1 Run 2					
22	5	9185019	RUKAJARVI Enni	FIN	R	1990	Run 1 Run 2					
23	4	7105013	O BRIEN Spencer	CAN	R	1988	Run 1 Run 2					
24	3	9055068	GASSER Anna	AUT	R	1991	Run 1 Run 2					
25	2	9535365	MARINO Julia	USA	G	1997	Run 1 Run 2					
26	1	9535078	ANDERSON Jamie	USA	R	1990	Run 1 Run 2					

Forerunners:

F1 - WON Youngkyo KOR F2 - KIM Gyeonguk KOR F3 - LEE Joonsik KOR

Progression system: Competitors start in reverse order of their FIS Seeding Ranking.

Legend:

G Goofy **R** Regular **YB** Year of Birth

12 FEB 2018 / Phoenix Snow Park (KOR) / 7073

Judges panel updated.



Results

경기결과 / Résultats

SS

Jury			Technical Data		
FIS Contest Director	MORESI Roberto	FIS	Course Name	PyeongChang Slopestyle	
FIS Technical Delegate	ARNOLD Roman	SUI	Start / Finish Altitude	856m / 693m	
Head Judge	JENNINGS Matt	USA	Vertical Drop / Course Length	163m / 690m	
Start Referee	PARK Seung Woo	KOR	Number of Jump Features	3	
Finish Referee	KOO Kyo Kwang	KOR	Number of Jibbing Features	3	
Chief of Competition	PARK Youngnam	KOR			
Officials			Judges		
Course Supervisor	DATE Ritchie	USA	Panel 1 (Sector 1-2):	SUMATIC Iztok	SLO
Chief of Course	KWON Daewon	KOR		HARICOT Julien	FRA
Course Designer & Builder	SCHEUMANN Dirk	GER	Panel 2 (Sector 3-4):	BEGG Adam	AUS
				MACDONALD John	CAN
			Panel 3 (Sector 5-6):	KIM Woosik	KOR
				BEUTLER Christian	SUI
			Overall:	MANNING Connor	USA
				HASHIMOTO Ryo	JPN
				JENNINGS Matt	USA

Number of Competitors: 26, Number of NOCs: 15

Rank	Bib	FIS Code	Name	NOC Code	YB	Run	Sections (60%)	Overall (40%)	Score (100%)	Best Score	Tie	Race Points
------	-----	----------	------	----------	----	-----	----------------	---------------	--------------	------------	-----	-------------

RESULTS FROM FINALS

1	1	9535078	ANDERSON Jamie	USA	R	1990	Run 1	47.80	35.20	83.00	83.00	1000.00
							Run 2	26.30	8.26	34.56		
2	7	9105246	BLOUIN Laurie	CAN	G	1996	Run 1	31.70	17.46	49.16	76.33	800.00
							Run 2	41.80	34.53	76.33		
3	5	9185019	RUKAJARVI Enni	FIN	R	1990	Run 1	33.85	12.00	45.85	75.38	600.00
							Run 2	41.25	34.13	75.38		
4	13	9425008	NORENDAL Silje	NOR	R	1993	Run 1	40.85	33.06	73.91	73.91	500.00
							Run 2	31.40	16.26	47.66		
5	20	9535306	JENSON Jessika	USA	G	1991	Run 1	40.40	31.86	72.26	72.26	450.00
							Run 2	26.85	14.26	41.11		
6	8	9535409	LANGLAND Hailey	USA	R	2000	Run 1	27.80	13.46	41.26	71.80	400.00
							Run 2	38.20	33.60	71.80		
7	18	9515010	CANDRIAN Sina	SUI	G	1988	Run 1	37.15	29.20	66.35	66.35	360.00
							Run 2	29.00	10.80	39.80		
8	21	9485265	FEDOROVA Sofya	OAR	G	1998	Run 1	20.60	6.93	27.53	65.73	320.00
							Run 2	36.00	29.73	65.73		
9	16	9305001	FUJIMORI Yuka	JPN	R	1986	Run 1	33.20	30.53	63.73	63.73	290.00
							Run 2	31.05	17.46	48.51		
10	19	9515059	KOENZ Elena	SUI	R	1987	Run 1	13.55	3.73	17.28	59.00	260.00
							Run 2	31.40	27.60	59.00		
11	2	9535365	MARINO Julia	USA	G	1997	Run 1	34.25	21.60	55.85	55.85	240.00
							Run 2	27.05	14.00	41.05		
12	24	9305294	HIRONO Asami	JPN	R	1990	Run 1	31.80	18.00	49.80	49.80	220.00
							Run 2	18.60	8.66	27.26		
13	6	9415033	SADOWSKI SYNNOTT Zoi	NZL	R	2001	Run 1	20.30	6.40	26.70	48.38	200.00
							Run 2	27.45	20.93	48.38		
14	12	9305338	IWABUCHI Reira	JPN	R	2001	Run 1	29.40	18.93	48.33	48.33	180.00
							Run 2	19.60	11.46	31.06		
15	3	9055068	GASSER Anna	AUT	R	1991	Run 1	29.65	12.40	42.05	46.56	160.00
							Run 2	32.30	14.26	46.56		



Results

경기결과 / Résultats

SS

Rank	Bib	FIS Code	Name	NOC Code	YB	Run	Sections (60%)	Overall (40%)	Score (100%)	Best Score	Tie	Race Points
16	28	1159968	PANCOCHOVA Sarka	CZE	R	1990	Run 1	27.60	15.86	43.46	43.46	150.00
							Run 2	23.85	15.33	39.18		
17	14	1229985	FULLER Aimee	GBR	R	1991	Run 1	17.70	16.93	34.63	41.43	140.00
							Run 2	26.90	14.53	41.43		
18	17	9515143	DERUNGS Isabel	SUI	R	1987	Run 1	28.60	11.06	39.66	39.66	130.00
							Run 2	23.05	8.93	31.98		
19	9	9305286	ONITSUKA Miyabi	JPN	R	1998	Run 1	23.25	10.00	33.25	39.55	120.00
							Run 2	26.35	13.20	39.55		
20	25	9515153	SOMAINI Carla	SUI	G	1991	Run 1	24.05	12.66	36.71	36.71	110.00
							Run 2	18.55	4.53	23.08		
21	11	9105100	VOIGT Brooke	CAN	G	1993	Run 1	16.90	7.46	24.36	36.61	100.00
							Run 2	24.75	11.86	36.61		
22	4	7105013	O BRIEN Spencer	CAN	R	1988	Run 1	21.10	5.33	26.43	36.45	90.00
							Run 2	25.65	10.80	36.45		
23	22	1409999	MAAS Cheryl	NED	G	1984	Run 1	23.05	8.66	31.71	35.30	80.00
							Run 2	24.90	10.40	35.30		
24	26	1709938	MEDLOVA Klaudia	SVK	R	1993	Run 1	20.30	5.86	26.16	34.00	70.00
							Run 2	26.80	7.20	34.00		
25	27	9195093	LEFEVRE Lucile	FRA	R	1995	Run 1	20.35	8.00	28.35	28.35	
							Run 2	13.85	3.46	17.31		
26	23	1708267	MITTERMUELLER Silvia	GER	G	1983	Run 1	0.60	0.40	1.00	1.00	
							Run 2			DNS		

Forerunners:

F1 - WON Youngkyo	KOR	F2 - KIM Gyeonguk	KOR	F3 - LEE Joonsik	KOR
-------------------	-----	-------------------	-----	------------------	-----

Conditions on course:

Final: SUNNY	Snow Temperature: -16°C / 3.2°F	Air Temperature: -9.6°C /
--------------	---------------------------------	---------------------------

Legend:

DNS	Did Not Start	G	Goofy	R	Regular	YB	Year of Birth
-----	---------------	---	-------	---	---------	----	---------------

Race Analysis

경기 분석 / Analyses

SS

Jury			Technical Data			Judges		
FIS Contest Director	MORESI Roberto	FIS	Course Name	PyeongChang Slopestyle		Panel 1 (Sector 1-2):	SUMATIC Iztok	SLO
FIS Technical Delegate	ARNOLD Roman	SUI	Start / Finish Altitude	856m / 693m			HARICOT Julien	FRA
Head Judge	JENNINGS Matt	USA	Vertical Drop / Course Length	163m / 690m		Panel 2 (Sector 3-4):	BEGG Adam	AUS
Start Referee	PARK Seung Woo	KOR	Number of Jump Features	3			MACDONALD John	CAN
Finish Referee	KOO Kyo Kwang	KOR	Number of Jibbing Features	3		Panel 3 (Sector 5-6):	KIM Woosik	KOR
Chief of Competition	PARK Youngnam	KOR				Overall:	BEUTLER Christian	SUI
Officials							MANNING Connor	USA
Course Supervisor	DATE Ritchie	USA					HASHIMOTO Ryo	JPN
Chief of Course	KWON Daewon	KOR					JENNINGS Matt	USA
Course Designer & Builder	SCHEUMANN Dirk	GER						

Number of Competitors: 26, Number of NOCs:15

Rk	Bib	FIS Code	Name	NOC Code	YB	Run	Section 1		Section 2		Section 3		Section 4		Section 5		Section 6		Sections (60%)	Overall (40%)	Total	Rk	Best Score	
							Score	Rk	Score	Rk	Score	Rk	Score	Rk	Score	Rk	Score	Rk						
1	1	9535078	ANDERSON Jamie	USA	R	1990	Run 1	8.00	3	8.55 (16.55)	3 (2)	7.30 (23.85)	1 (2)	8.10 (31.95)	3 (2)	7.00 (38.95)	3 (1)	8.85 (47.80)	1 (1)	47.80	35.20	83.00	1	83.00
							Trick ID	Bb-2-out		Bb		x-Bb-2-out		bs-5-l		Cab-5-Mu		Fs-7-Mu						
							Run 2	8.15	3	8.60 (16.75)	4 (2)	7.45 (24.20)	2 (2)	1.90 (26.10)	20 (6)	0.10 (26.20)	17 (13)	0.10 (26.30)	11 (16)					
2	7	9105246	BLOUIN Laurie	CAN	G	1996	Run 1	7.35	6	8.15 (15.50)	5 (4)	5.70 (21.20)	9 (4)	8.70 (29.90)	2 (3)	1.70 (31.60)	13 (6)	0.10 (31.70)	12 (9)	31.70	17.46	49.16	8	76.33
							Trick ID	Bb-2-off		Bb		x-Bb-2-off		bs-3		xx		xx						
							Run 2	8.00	4	4.60 (12.60)	22 (13)	5.65 (18.25)	9 (11)	8.55 (26.80)	1 (5)	7.35 (34.15)	3 (2)	7.65 (41.80)	3 (1)					
3	5	9185019	RUKAJARVI Enni	FIN	R	1990	Run 1	8.30	2	3.85 (12.15)	22 (17)	5.05 (17.20)	15 (15)	7.05 (24.25)	8 (9)	8.00 (32.25)	2 (4)	1.60 (33.85)	8 (6)	33.85	12.00	45.85	10	75.38
							Trick ID	bs-Bs		55		Fs-1-l		Cab-5-Mu		bs-7		Fs-3						
							Run 2	8.35	2	7.85 (16.20)	5 (4)	4.95 (21.15)	18 (4)	7.05 (28.20)	8 (2)	8.15 (36.35)	1 (1)	4.90 (41.25)	6 (2)					
4	13	9425008	NORENDAL Silje	NOR	R	1993	Run 1	6.15	16	9.00 (15.15)	2 (6)	5.80 (20.95)	8 (6)	7.30 (28.25)	7 (5)	4.30 (32.55)	9 (3)	8.30 (40.85)	4 (2)	40.85	33.06	73.91	2	73.91
							Trick ID	55-1-off		x-55-1-off		bs-1		Cab-5-Mu		Fs-3-Mu		bs-7-Mu						
							Run 2	3.50	25	7.80 (11.30)	6 (20)	5.55 (16.85)	11 (18)	7.10 (23.95)	7 (13)	4.00 (27.95)	9 (8)	3.45 (31.40)	7 (6)					
							Trick ID	55-Fs-1-off		x-55-Cab-1-off		bs-1		Cab-5-Mu		Fs-3-l		bs-7-Mu						

Race Analysis

경기 분석 / Analyses

SS

Rk	Bib	FIS Code	Name	NOC Code	YB	Run	Section 1		Section 2		Section 3		Section 4		Section 5		Section 6		Sections (60%)	Overall (40%)	Total	Rk	Best Score	
							Score	Rk	Score	Rk	Score	Rk	Score	Rk	Score	Rk	Score	Rk						
5	20	9535306	JENSON Jessika	USA	G	1991	Run 1	6.90	10	7.05 (13.95)	10 (9)	5.30 (19.25)	13 (10)	7.65 (26.90)	5 (6)	5.00 (31.90)	6 (5)	8.50 (40.40)	2 (3)	40.40	31.86	72.26	3	72.26
							Trick ID	55-bs-1		x-bs-Bs		bs-1		Cab-5-Mu		Fs-3-l		bs-7-Mu						
							Run 2	6.90	12	6.95 (13.85)	14 (10)	5.60 (19.45)	10 (8)	6.40 (25.85)	13 (7)	0.90 (26.75)	14 (10)	0.10 (26.85)	11 (13)					
6	8	9535409	LANGLAND Hailey	USA	R	2000	Run 1	7.65	4	5.90 (13.55)	18 (10)	5.85 (19.40)	7 (8)	6.05 (25.45)	11 (8)	2.25 (27.70)	12 (11)	0.10 (27.80)	12 (13)	27.80	13.46	41.26	13	71.80
							Trick ID	bs-55-bs-1-off		x-bs-Bs		bs-1		Cab-5		Str		xx						
							Run 2	7.40	6	4.00 (11.40)	25 (18)	6.00 (17.40)	6 (16)	6.75 (24.15)	11 (12)	6.95 (31.10)	4 (4)	7.10 (38.20)	4 (3)					
7	18	9515010	CANDRIAN Sina	SUI	G	1988	Run 1	4.00	23	7.00 (11.00)	11 (19)	5.55 (16.55)	10 (16)	6.55 (23.10)	10 (11)	6.40 (29.50)	4 (8)	7.65 (37.15)	5 (4)	37.15	29.20	66.35	4	66.35
							Trick ID	55-Fs-3		Fs-Ls		Fs-3		bs-5		x-bs-5-Me		Fs-7						
							Run 2	7.20	7	7.10 (14.30)	10 (7)	6.60 (20.90)	4 (6)	6.80 (27.70)	10 (3)	1.20 (28.90)	12 (6)	0.10 (29.00)	11 (9)					
8	21	9485265	FEDOROVA Sofya	OAR	G	1998	Run 1	6.50	13	6.80 (13.30)	14 (13)	5.00 (18.30)	16 (14)	2.10 (20.40)	20 (17)	0.10 (20.50)	18 (19)	0.10 (20.60)	12 (19)	20.60	6.93	27.53	20	65.73
							Trick ID	55-1-off		Cab-1-on		bs-Bs		Fs-5-l		xx		xx						
							Run 2	4.45	23	5.85 (10.30)	19 (23)	5.05 (15.35)	16 (21)	7.15 (22.50)	6 (17)	5.50 (28.00)	5 (7)	8.00 (36.00)	1 (4)					
9	16	9305001	FUJIMORI Yuka	JPN	R	1986	Run 1	5.85	17	6.10 (11.95)	17 (18)	4.50 (16.45)	22 (17)	3.85 (20.30)	17 (18)	4.55 (24.85)	7 (13)	8.35 (33.20)	3 (7)	33.20	30.53	63.73	5	63.73
							Trick ID	bs-Bs		55-Fs-Bs		x-Str		Cab-5		Fs-3-Mu		bs-7-Mu						
							Run 2	4.70	22	4.50 (9.20)	23 (25)	4.60 (13.80)	20 (24)	7.35 (21.15)	3 (19)	8.15 (29.30)	1 (5)	1.75 (31.05)	8 (8)					
10	19	9515059	KOENZ Elena	SUI	R	1987	Run 1	5.00	20	3.25 (8.25)	23 (23)	4.65 (12.90)	19 (23)	0.45 (13.35)	25 (25)	0.10 (13.45)	18 (25)	0.10 (13.55)	12 (25)	13.55	3.73	17.28	25	59.00
							Trick ID	bs-Bs		55		Fs-1		xx		xx		xx						
							Run 2	4.80	21	5.65 (10.45)	20 (21)	5.00 (15.45)	17 (20)	5.85 (21.30)	14 (18)	5.05 (26.35)	6 (12)	5.05 (31.40)	5 (6)					
							Trick ID	bs-Bs		55-to-Fs-Bs		Fs-1		x-bs-1-l		Fs-3-l		bs-3						

Race Analysis

경기 분석 / Analyses

SS

Rk	Bib	FIS Code	Name	NOC Code	YB	Run	Section 1		Section 2		Section 3		Section 4		Section 5		Section 6		Sections (60%)	Overall (40%)	Total	Rk	Best Score	
							Score	Rk	Score	Rk	Score	Rk	Score	Rk	Score	Rk	Score	Rk						
11	2	9535365	MARINO Julia	USA	G	1997	Run 1	8.60	1	8.25 (16.85)	4 (1)	7.05 (23.90)	2 (1)	9.10 (33.00)	1 (1)	1.15 (34.15)	15 (2)	0.10 (34.25)	12 (5)	34.25	21.60	55.85	6	55.85
							Trick ID	Fs-Ls	55-Fs-Ts-2-on	Wc-l	Fs-7-Mu	bs-5-Me	xx											
							Run 2	8.55	1	8.65 (17.20)	3 (1)	7.30 (24.50)	3 (1)	2.35 (26.85)	19 (4)	0.10 (26.95)	17 (9)	0.10 (27.05)	11 (11)					
12	24	9305294	HIRONO Asami	JPN	R	1990	Run 1	6.75	12	6.25 (13.00)	16 (14)	3.35 (16.35)	24 (18)	5.15 (21.50)	14 (14)	8.30 (29.80)	1 (7)	2.00 (31.80)	7 (8)	31.80	18.00	49.80	7	49.80
							Trick ID	Fs-Ls	55-Fs-Ls-2-off	Wc-l	Fs-7-Mu	xx	xx											
							Run 2	7.00	11	7.20 (14.20)	9 (8)	3.15 (17.35)	22 (17)	1.05 (18.40)	22 (22)	0.10 (18.50)	17 (23)	0.10 (18.60)	11 (23)					
13	6	9415033	SADOWSKI SYNNOTT Zoi	NZL	R	2001	Run 1	7.15	7	5.25 (12.40)	21 (16)	6.30 (18.70)	5 (13)	1.40 (20.10)	22 (19)	0.10 (20.20)	18 (21)	0.10 (20.30)	12 (21)	20.30	6.40	26.70	21	48.38
							Trick ID	55-Fs-3-off	55-Fs-Ls-2-off	bs-5-Sf	Cab-5	xx	xx											
							Run 2	7.15	8	4.25 (11.40)	24 (18)	3.00 (14.40)	23 (23)	0.10 (14.50)	24 (24)	5.05 (19.55)	6 (21)	7.90 (27.45)	2 (10)					
14	12	9305338	IWABUCHI Reira	JPN	R	2001	Run 1	6.40	14	0.75 (7.15)	25 (24)	5.45 (12.60)	12 (24)	8.00 (20.60)	4 (16)	3.90 (24.50)	10 (14)	4.90 (29.40)	6 (11)	29.40	18.93	48.33	9	48.33
							Trick ID	bs-Bs	Cab-2-on	Fs-Bs	Fs-5-l	Cab-9-Sf	bs-3-Mu											
							Run 2	5.00	20	7.10 (12.10)	10 (17)	5.45 (17.55)	12 (15)	1.85 (19.40)	21 (21)	0.10 (19.50)	17 (22)	0.10 (19.60)	11 (22)					
15	3	9055068	GASSER Anna	AUT	R	1991	Run 1	6.25	15	9.75 (16.00)	1 (3)	6.55 (22.55)	4 (3)	6.80 (29.35)	9 (4)	0.15 (29.50)	17 (8)	0.15 (29.65)	11 (10)	29.65	12.40	42.05	12	46.56
							Trick ID	55-Fs-1-off	Cab-2-on	bs-1	Cab-D-Uf-Mu	xx	xx											
							Run 2	6.55	14	9.75 (16.30)	1 (3)	6.45 (22.75)	5 (3)	7.30 (30.05)	4 (1)	2.15 (32.20)	10 (3)	0.10 (32.30)	11 (5)					
16	28	1159968	PANCOCHOVA Sarka	CZE	R	1990	Run 1	7.00	9	6.50 (13.50)	15 (11)	5.55 (19.05)	10 (12)	4.10 (23.15)	16 (10)	4.35 (27.50)	8 (12)	0.10 (27.60)	12 (14)	27.60	15.86	43.46	11	43.46
							Trick ID	bs-Bs	55-to-bs-Bs	Np	x-bs-1-l	Fs-3	xx											
							Run 2	5.90	15	6.65 (12.55)	17 (14)	5.70 (18.25)	8 (11)	4.45 (22.70)	16 (16)	1.05 (23.75)	13 (19)	0.10 (23.85)	11 (20)					
							Trick ID	bs-Bs	55-Fs-Ls	bs-1	x-bs-1-l	Fs-3	xx											

Race Analysis

경기 분석 / Analyses

SS

Rk	Bib	FIS Code	Name	NOC Code	YB	Run	Section 1		Section 2		Section 3		Section 4		Section 5		Section 6		Sections (60%)	Overall (40%)	Total	Rk	Best Score					
							Score	Rk	Score	Rk	Score	Rk	Score	Rk	Score	Rk	Score	Rk										
17	14	1229985	FULLER Aimee	GBR	R	1991	Run 1	3.25	25	3.15 (6.40)	24 (25)	4.85 (11.25)	17 (25)	5.70 (16.95)	12 (23)	0.10 (17.05)	18 (23)	0.65 (17.70)	10 (23)	17.70	16.93	34.63	16	41.43				
							Trick ID	55	55-Fs-Ls		bs-1		Cab-Uf-Tg		xx		Mu											
							Run 2	5.05	19	5.25 (10.30)	21 (23)	4.85 (15.15)	19 (22)	5.65 (20.80)	15 (20)	4.95 (25.75)	8 (15)	1.15 (26.90)	9 (12)	26.90	14.53	41.43	10					
18	17	9515143	DERUNGS Isabel	SUI	R	1987	Run 1	6.90	10	7.30 (14.20)	9 (7)	6.80 (21.00)	3 (5)	5.20 (26.20)	13 (7)	2.30 (28.50)	11 (10)	0.10 (28.60)	12 (12)	28.60	11.06	39.66	14	39.66				
							Trick ID	bs-Bs	x-bs-Bs		bs-Rd		x-bs-1		Fs-7-l		xx											
							Run 2	5.25	18	7.10 (12.35)	10 (16)	7.50 (19.85)	1 (7)	3.00 (22.85)	18 (15)	0.10 (22.95)	17 (20)	0.10 (23.05)	11 (21)	23.05	8.93	31.98	21					
19	9	9305286	ONITSUKA Miyabi	JPN	R	1998	Run 1	4.35	22	5.35 (9.70)	20 (22)	4.55 (14.25)	21 (21)	7.45 (21.70)	6 (13)	1.45 (23.15)	14 (15)	0.10 (23.25)	12 (16)	23.25	10.00	33.25	17	39.55				
							Trick ID	Fs-Ls	55-to-Fs-Bs		55-to-Fs-3		Fs-5-l		Cab-5-l		xx											
							Run 2	6.80	13	6.75 (13.55)	15 (11)	4.60 (18.15)	20 (13)	7.25 (25.40)	5 (10)	0.50 (25.90)	16 (14)	0.45 (26.35)	10 (15)	26.35	13.20	39.55	14					
20	25	9515153	SOMAINI Carla	SUI	G	1991	Run 1	4.70	21	5.65 (10.35)	19 (21)	3.85 (14.20)	23 (22)	3.00 (17.20)	19 (22)	5.50 (22.70)	5 (17)	1.35 (24.05)	9 (15)	24.05	12.66	36.71	15	36.71				
							Trick ID	55-Fs-3	55		Fs-1		Cab-3		Fs-5		bs-3											
							Run 2	7.10	9	8.70 (15.80)	2 (5)	2.35 (18.15)	24 (13)	0.20 (18.35)	23 (23)	0.10 (18.45)	17 (24)	0.10 (18.55)	11 (24)	18.55	4.53	23.08	24					
21	11	9105100	VOIGT Brooke	CAN	G	1993	Run 1	3.40	24	7.00 (10.40)	11 (20)	4.80 (15.20)	18 (19)	1.50 (16.70)	21 (24)	0.10 (16.80)	18 (24)	0.10 (16.90)	12 (24)	16.90	7.46	24.36	24	36.61				
							Trick ID	55-to-Fs-Ls	55-to-Fs-Bs		Cab-1		Fs-5		xx		xx											
							Run 2	3.70	24	6.75 (10.45)	15 (21)	5.10 (15.55)	14 (19)	7.75 (23.30)	2 (14)	1.35 (24.65)	11 (18)	0.10 (24.75)	11 (19)	24.75	11.86	36.61	16					
22	4	7105013	O BRIEN Spencer	CAN	R	1988	Run 1	7.45	5	7.75 (15.20)	6 (5)	4.65 (19.85)	19 (7)	1.05 (20.90)	23 (15)	0.10 (21.00)	18 (18)	0.10 (21.10)	12 (18)	21.10	5.33	26.43	22	36.45				
							Trick ID	Fs-Bs	bs-Ls		bs-1		x-bs-3		xx		xx											
							Run 2	5.55	17	7.75 (13.30)	8 (12)	5.25 (18.55)	13 (10)	6.90 (25.45)	9 (9)	0.10 (25.55)	17 (16)	0.10 (25.65)	11 (17)	25.65	10.80	36.45	17					
							Trick ID	55-to-Fs-Bs	bs-Ls		Fs-Ls		x-bs-3-l		xx		xx											

Race Analysis

경기 분석 / Analyses

SS

Rk	Bib	FIS Code	Name	NOC Code	YB	Run	Section 1		Section 2		Section 3		Section 4		Section 5		Section 6		Sections (60%)	Overall (40%)	Total	Rk	Best Score	
							Score	Rk	Score	Rk	Score	Rk	Score	Rk	Score	Rk	Score	Rk						
23	22	1409999	MAAS Cheryl	NED	G	1984	Run 1	5.85	17	7.55 (13.40)	7 (12)	6.00 (19.40)	6 (8)	3.45 (22.85)	18 (12)	0.10 (22.95)	18 (16)	0.10 (23.05)	12 (17)	23.05	8.66	31.71	18	35.30
							Trick ID	bs-Bs-Pr	x-bs-Bs	bs-Ls	x-bs-5-Tg	xx	xx											
							Run 2	7.55	5	7.80 (15.35)	6 (6)	5.80 (21.15)	7 (4)	3.55 (24.70)	17 (11)	0.10 (24.80)	17 (17)	0.10 (24.90)	11 (18)					
24	26	1709938	MEDLOVA Klaudia	SVK	R	1993	Run 1	7.10	8	6.90 (14.00)	13 (8)	5.10 (19.10)	14 (11)	1.00 (20.10)	24 (19)	0.10 (20.20)	18 (21)	0.10 (20.30)	12 (21)	20.30	5.86	26.16	23	34.00
							Trick ID	bs-Bs	bs-Bs	bs-55	x-bs-5-Tg	xx	xx											
							Run 2	7.10	9	7.00 (14.10)	13 (9)	5.10 (19.20)	14 (9)	6.60 (25.80)	12 (8)	0.90 (26.70)	14 (11)	0.10 (26.80)	11 (14)					
25	27	9195093	LEFEVRE Lucile	FRA	R	1995	Run 1	5.30	19	7.50 (12.80)	8 (15)	2.05 (14.85)	25 (20)	4.40 (19.25)	15 (21)	1.00 (20.25)	16 (20)	0.10 (20.35)	12 (20)	20.35	8.00	28.35	19	28.35
							Trick ID	Fs-Ls	Fs-Bs	Fs-1OF	x-bs-5-Me	bs-3	xx											
							Run 2	5.85	16	6.65 (12.50)	17 (15)	1.05 (13.55)	25 (25)	0.10 (13.65)	24 (25)	0.10 (13.75)	17 (25)	0.10 (13.85)	11 (25)					
26	23	1708267	MITTERMUELLER Silvia	GER	G	1983	Run 1	0.10	26	0.10 (0.20)	26 (26)	0.10 (0.30)	26 (26)	0.10 (0.40)	26 (26)	0.10 (0.50)	18 (26)	0.10 (0.60)	12 (26)	0.60	0.40	1.00	26	1.00
							Trick ID	55-to-Fs-Ls	Fs-Bs	Fs-1OF	xx	xx	xx											
							Run 2																	
							Trick ID																	

Race Analysis

경기 분석 / Analyses

SS

Rk	Bib	FIS Code	Name	NOC Code	YB	Run	Section 1		Section 2		Section 3		Section 4		Section 5		Section 6		Sections (60%)	Overall (40%)	Total	Rk	Best Score
							Score	Rk	Score	Rk	Score	Rk	Score	Rk	Score	Rk	Score	Rk					

Forerunners																							
F1 - WON Youngkyo				KOR		F2 - KIM Gyeonguk				KOR		F3 - LEE Joonsik				KOR							

Conditions on course																											
Final:				SUNNY				Snow Temperature:				-16°C / 3.2°F				Temperature - Start:				-9.6°C / 14.7°F				Temperature - Finish:			

Progression system: Competitors start in reverse order of their FIS Seeding Ranking.

Note:																							
For further information on Trick IDs, please consult: https://data.fis-ski.com/snowboard/tricks-list.html																							

Legend:																								
DNS	Did Not Start			G	Goofy			R	Regular			Rk	Rank											
YB	Year of Birth																							

12 FEB 2018 / Phoenix Snow Park (KOR) / 7073



Official Communication
 공식 전달사항 / Communication officielle

Item: 2

Ladies' Slopestyle Qualification has been cancelled.

The Ladies' Slopestyle Qualification had to be cancelled due to weather. The Ladies' Slopestyle Qualification will not be held. The Final will be conducted tomorrow in a 2 run format with all competitors qualified.

Issued by: FIS Contest Director
 Time: 14:13
 Date: 11 FEB 2018

This decision affects: Results
 Schedule
 Other

X
X



Official Communication
 공식 전달사항 / Communication officielle

Item: 3

Ladies' Slopestyle Final has been delayed.

The Ladies' Slopestyle Final had to be delayed due to weather. It is expected that the delay will be at least 60 minutes.

Issued by: FIS Contest Director
 Time: 9:18
 Date: 12 FEB 2018

This decision affects: Results
 Schedule
 Other

X



Official Communication
 공식 전달사항 / Communication officielle

Item: 4

Jury decision : Bib 23 was scored.

MITTERMUELLER Silvia (GER), bib 23 was scored for her first run as she started and finished the course.

Issued by: FIS Technical Delegate
 Time: 13:36
 Date: 12 FEB 2018

This decision affects: Results
 Schedule
 Other

X



Start List

스타트 리스트 / Liste de départ

SS

Jury			Technical Data		
FIS Contest Director	MORESI Roberto	FIS	Course Name	PyeongChang Slopestyle	
FIS Technical Delegate	ARNOLD Roman	SUI	Start / Finish Altitude	856m / 693m	
Head Judge	JENNINGS Matt	USA	Vertical Drop / Course Length	163m / 690m	
Start Referee	PARK Seung Woo	KOR	Number of Jump Features	3	
Finish Referee	KOO Kyo Kwang	KOR	Number of Jibbing Features	3	
Chief of Competition	PARK Youngnam	KOR			
Officials			Judges		
Course Supervisor	DATE Ritchie	USA	Panel 1 (Sector 1-2):	SUMATIC Iztok	SLO
Chief of Course	KWON Daewon	KOR		HARICOT Julien	FRA
Course Designer & Builder	SCHEUMANN Dirk	GER	Panel 2 (Sector 3-4):	MUNZ Stefan	GER
				MACDONALD John	CAN
			Panel 3 (Sector 5-6):	SUNDEKVIST Ola	SWE
				BEUTLER Christian	SUI
			Overall:	KIM Woosik	KOR
				MANNING Connor	USA
				HASHIMOTO Ryo	JPN

Number of Competitors: 19, Number of NOCs: 12

Start Order	Bib	FIS Code	Name	NOC Code	YB	Run	Sections (60%)	Overall (40%)	Score (100%)	Best Score	Tie	Race Points
1	5	9531130	CORNING Chris	USA	G	1999	Run 1					
							Run 2					
2	8	9420060	BERGREM Torgeir	NOR	G	1991	Run 1					
							Run 2					
3	16	9060003	de BUCK Sebbe	BEL	G	1995	Run 1					
							Run 2					
4	4	9100477	TOUTANT Sebastien	CAN	G	1992	Run 1					
							Run 2					
5	1	9420145	KLEVELAND Marcus	NOR	G	1999	Run 1					
							Run 2					
6	12	9410042	GARCIA KNIGHT Carlos	NZL	R	1997	Run 1					
							Run 2					
7	9	9420133	ROISLAND Mons	NOR	R	1997	Run 1					
							Run 2					
8	13	1224984	NICHOLLS Jamie	GBR	G	1993	Run 1					
							Run 2					
9	25	9530618	STASSEL Ryan	USA	R	1992	Run 1					
							Run 2					
10	36	9320133	LEE Minsik	KOR	R	2000	Run 1					
							Run 2					
11	22	9180063	TONTERI Roope	FIN	G	1992	Run 1					
							Run 2					
12	37	9400053	VAN DER VELDEN Niek	NED	R	2000	Run 1					
							Run 2					
13	30	1184978	PIIROINEN Peetu	FIN	G	1988	Run 1					
							Run 2					
14	29	9510319	THOENEN Moritz	SUI	R	1996	Run 1					
							Run 2					
15	17	9180149	RINNEKANGAS Rene	FIN	R	1999	Run 1					
							Run 2					
16	32	9510290	SCHAERER Michael	SUI	R	1996	Run 1					
							Run 2					



Start List

스타트 리스트 / Liste de départ

SS

Start Order	Bib	FIS Code	Name	NOC Code	YB	Run	Sections (60%)	Overall (40%)	Score (100%)	Best Score	Tie	Race Points
17	21	9500081	MATTSSON Niklas	SWE	R	1992	Run 1 Run 2					
18	26	9180120	JARVILEHTO Kalle	FIN	R	1995	Run 1 Run 2					
19	33	9480582	KHADARIN Vlad	OAR	R	1998	Run 1 Run 2					

Forerunners:

F1 - WON Youngkyo	KOR	F2 - KIM Gyeonguk	KOR	F3 - LEE Joonsik	KOR
-------------------	-----	-------------------	-----	------------------	-----

Progression system: The top 6 competitors (based on best run) from each heat advance to the Final.

Legend:	
G	Goofy
R	Regular
YB	Year of Birth



Start List

스타트 리스트 / Liste de départ

SS

Jury			Technical Data		
FIS Contest Director	MORESI Roberto	FIS	Course Name	PyeongChang Slopestyle	
FIS Technical Delegate	ARNOLD Roman	SUI	Start / Finish Altitude	856m / 693m	
Head Judge	JENNINGS Matt	USA	Vertical Drop / Course Length	163m / 690m	
Start Referee	PARK Seung Woo	KOR	Number of Jump Features	3	
Finish Referee	KOO Kyo Kwang	KOR	Number of Jibbing Features	3	
Chief of Competition	PARK Youngnam	KOR			
Officials			Judges		
Course Supervisor	DATE Ritchie	USA	Panel 1 (Sector 1-2):	SUMATIC Iztok	SLO
Chief of Course	KWON Daewon	KOR		HARICOT Julien	FRA
Course Designer & Builder	SCHEUMANN Dirk	GER	Panel 2 (Sector 3-4):	MUNZ Stefan	GER
				MACDONALD John	CAN
			Panel 3 (Sector 5-6):	SUNDEKVIST Ola	SWE
				BEUTLER Christian	SUI
			Overall:	KIM Woosik	KOR
				MANNING Connor	USA
				HASHIMOTO Ryo	JPN

Number of Competitors: 18, Number of NOCs: 11

Start Order	Bib	FIS Code	Name	NOC Code	YB	Run	Sections (60%)	Overall (40%)	Score (100%)	Best Score	Tie	Race Points
1	14	9100475	NICHOLSON Tyler	CAN	R	1995	Run 1					
							Run 2					
2	3	9420072	SANDBECH Staale	NOR	G	1993	Run 1					
							Run 2					
3	2	9100228	McMORRIS Mark	CAN	R	1993	Run 1					
							Run 2					
4	10	1064997	SMITS Seppe	BEL	G	1991	Run 1					
							Run 2					
5	6	9531135	GERARD Redmond	USA	R	2000	Run 1					
							Run 2					
6	11	9530894	MACK Kyle	USA	G	1997	Run 1					
							Run 2					
7	15	9300815	KUNITAKE Hiroaki	JPN	G	2002	Run 1					
							Run 2					
8	7	9100565	PARROT Max	CAN	G	1994	Run 1					
							Run 2					
9	38	9030045	SCHMITT Matias	ARG	G	1991	Run 1					
							Run 2					
10	20	9220047	COULTAS Rowan	GBR	G	1997	Run 1					
							Run 2					
11	19	9220032	MORGAN Billy	GBR	G	1989	Run 1					
							Run 2					
12	28	9510288	BOESIGER Jonas	SUI	R	1995	Run 1					
							Run 2					
13	35	9060009	VANDEWEYER Stef	BEL	G	1999	Run 1					
							Run 2					
14	27	9300742	OKUBO Yuri	JPN	G	2000	Run 1					
							Run 2					
15	24	9500117	HEDBERG Mans	SWE	R	1993	Run 1					
							Run 2					
16	23	9510438	HUBER Nicolas	SUI	G	1995	Run 1					
							Run 2					



Start List

스타트 리스트 / Liste de départ

SS

Start Order	Bib	FIS Code	Name	NOC Code	YB	Run	Sections (60%)	Overall (40%)	Score (100%)	Best Score	Tie	Race Points
17	34	9050251	MILLAUER Clemens	AUT	R	1994	Run 1 Run 2					
18	31	9150120	HORAK Petr	CZE	R	1991	Run 1 Run 2					

Forerunners:												
F1 - WON Youngkyo				KOR			F2 - KIM Gyeonguk					KOR
												F3 - LEE Joonsik
												KOR

Progression system: The top 6 competitors (based on best run) from each heat advance to the Final.

Legend:				
G	Goofy	R	Regular	YB Year of Birth



Results

경기결과 / Résultats

SS

Jury			Technical Data		
FIS Contest Director	MORESI Roberto	FIS	Course Name	PyeongChang Slopestyle	
FIS Technical Delegate	ARNOLD Roman	SUI	Start / Finish Altitude	856m / 693m	
Head Judge	JENNINGS Matt	USA	Vertical Drop / Course Length	163m / 690m	
Start Referee	PARK Seung Woo	KOR	Number of Jump Features	3	
Finish Referee	KOO Kyo Kwang	KOR	Number of Jibbing Features	3	
Chief of Competition	PARK Youngnam	KOR			
Officials			Judges		
Course Supervisor	DATE Ritchie	USA	Panel 1 (Sector 1-2):	SUMATIC Iztok	SLO
Chief of Course	KWON Daewon	KOR		HARICOT Julien	FRA
Course Designer & Builder	SCHEUMANN Dirk	GER	Panel 2 (Sector 3-4):	MUNZ Stefan	GER
				MACDONALD John	CAN
			Panel 3 (Sector 5-6):	SUNDEKVIST Ola	SWE
				BEUTLER Christian	SUI
			Overall:	KIM Woosik	KOR
				MANNING Connor	USA
				HASHIMOTO Ryo	JPN

Number of Competitors: 37, Number of NOCs: 16

Rank	Bib	FIS Code	Name	NOC Code	YB	Run	Sections (60%)	Overall (40%)	Score (100%)	Best Score	Tie	Race Points
------	-----	----------	------	----------	----	-----	----------------	---------------	--------------	------------	-----	-------------

QUALIFIED TO FINAL

From heat 1

1	1	9420145	KLEVELAND Marcus	NOR	G	1999	Run 1	47.05	36.66	83.71		83.71
							Run 2	21.10	11.20	32.30		
2	12	9410042	GARCIA KNIGHT Carlos	NZL	R	1997	Run 1	46.10	34.00	80.10		80.10
							Run 2	29.80	10.40	40.20		
3	4	9100477	TOUTANT Sebastien	CAN	G	1992	Run 1	45.75	32.26	78.01		78.01
							Run 2	34.40	10.66	45.06		
4	9	9420133	ROISLAND Mons	NOR	R	1997	Run 1	45.70	30.80	76.50		76.50
							Run 2	31.15	12.53	43.68		
5	8	9420060	BERGREM Torgeir	NOR	G	1991	Run 1	33.80	12.00	45.80		75.45
							Run 2	43.85	31.60	75.45		
6	21	9500081	MATTSSON Niklas	SWE	R	1992	Run 1	37.35	13.46	50.81		73.53
							Run 2	43.80	29.73	73.53		

From heat 2

1	7	9100565	PARROT Max	CAN	G	1994	Run 1	48.25	35.20	83.45		87.36
							Run 2	50.30	37.06	87.36		
2	2	9100228	McMORRIS Mark	CAN	R	1993	Run 1	47.70	36.00	83.70		86.83
							Run 2	48.70	38.13	86.83		
3	6	9531135	GERARD Redmond	USA	R	2000	Run 1	45.75	36.80	82.55		82.55
							Run 2	37.25	19.86	57.11		
4	3	9420072	SANDBECH Staale	NOR	G	1993	Run 1	45.05	29.06	74.11		82.13
							Run 2	47.60	34.53	82.13		
5	14	9100475	NICHOLSON Tyler	CAN	R	1995	Run 1	9.95	7.46	17.41		79.21
							Run 2	46.95	32.26	79.21		
6	10	1064997	SMITS Seppe	BEL	G	1991	Run 1	44.50	33.86	78.36		78.36
							Run 2	28.95	12.53	41.48		

NOT QUALIFIED

13	34	9050251	MILLAUER Clemens	AUT	R	1994	Run 1	45.65	30.00	75.65		77.45
							Run 2	45.05	32.40	77.45		



Results

경기결과 / Résultats

SS

Rank	Bib	FIS Code	Name	NOC Code	YB	Run	Sections (60%)	Overall (40%)	Score (100%)	Best Score	Tie	Race Points
14	27	9300742	OKUBO Yuri	JPN	G	2000	Run 1 Run 2	15.65 43.05	8.80 32.00	24.45 75.05		75.05
15	22	9180063	TONTERI Roope	FIN	G	1992	Run 1 Run 2	41.80 28.75	30.80 9.33	72.60 38.08		72.60
16	13	1224984	NICHOLLS Jamie	GBR	G	1993	Run 1 Run 2	41.30 26.50	30.26 10.40	71.56 36.90		71.56
17	5	9531130	CORNING Chris	USA	G	1999	Run 1 Run 2	42.85 41.20	28.00 28.66	70.85 69.86		70.85
18	30	1184978	PIIROINEN Peetu	FIN	G	1988	Run 1 Run 2	42.20 31.70	27.06 11.73	69.26 43.43		69.26
19	33	9480582	KHADARIN Vlad	OAR	R	1998	Run 1 Run 2	17.85 38.70	5.20 25.46	23.05 64.16		64.16
20	16	9060003	de BUCK Sebbe	BEL	G	1995	Run 1 Run 2	38.20 22.25	21.20 7.33	59.40 29.58		59.40
21	28	9510288	BOESIGER Jonas	SUI	R	1995	Run 1 Run 2	12.95 38.40	5.73 19.86	18.68 58.26		58.26
22	19	9220032	MORGAN Billy	GBR	G	1989	Run 1 Run 2	32.80 25.95	23.60 11.60	56.40 37.55		56.40
23	11	9530894	MACK Kyle	USA	G	1997	Run 1 Run 2	32.60 37.95	12.66 15.60	45.26 53.55		53.55
24	38	9030045	SCHMITT Matias	ARG	G	1991	Run 1 Run 2	28.60 13.35	22.26 7.33	50.86 20.68		50.86
25	24	9500117	HEDBERG Mans	SWE	R	1993	Run 1 Run 2	36.25 Run 2	10.00 DNS	46.25 DNS		46.25
26	15	9300815	KUNITAKE Hiroaki	JPN	G	2002	Run 1 Run 2	29.05 30.10	10.40 13.06	39.45 43.16		43.16
27	31	9150120	HORAK Petr	CZE	R	1991	Run 1 Run 2	25.00 27.05	16.93 12.00	41.93 39.05		41.93
28	17	9180149	RINNEKANGAS Rene	FIN	R	1999	Run 1 Run 2	15.40 24.85	9.46 13.06	24.86 37.91		37.91
29	32	9510290	SCHAERER Michael	SUI	R	1996	Run 1 Run 2	22.55 19.15	15.06 7.86	37.61 27.01		37.61
30	23	9510438	HUBER Nicolas	SUI	G	1995	Run 1 Run 2	25.05 24.10	9.20 12.80	34.25 36.90		36.90
31	35	9060009	VANDEWEYER Stef	BEL	G	1999	Run 1 Run 2	25.35 12.90	8.40 8.26	33.75 21.16		33.75
32	26	9180120	JARVILEHTO Kalle	FIN	R	1995	Run 1 Run 2	11.70 22.70	3.86 8.40	15.56 31.10		31.10
33	20	9220047	COULTAS Rowan	GBR	G	1997	Run 1 Run 2	16.80 17.05	6.40 6.53	23.20 23.58		23.58
34	29	9510319	THOENEN Moritz	SUI	R	1996	Run 1 Run 2	14.60 17.95	4.93 5.60	19.53 23.55		23.55
35	25	9530618	STASSEL Ryan	USA	R	1992	Run 1 Run 2	16.70 17.70	6.80 4.93	23.50 22.63		23.50



Results

경기결과 / Résultats

SS

Rank	Bib	FIS Code	Name	NOC Code	YB	Run	Sections (60%)	Overall (40%)	Score (100%)	Best Score	Tie	Race Points
36	9320133		LEE Minsik	KOR	R	2000	Run 1		DNS	DNS		
							Run 2		DNS			
37	9400053		VAN DER VELDEN Niek	NED	R	2000	Run 1		DNS	DNS		
							Run 2		DNS			

Forerunners:

F1 - WON Youngkyo KOR F2 - KIM Gyeonguk KOR F3 - LEE Joonsik KOR

Conditions on course:

Qualification: MOSTLY CLOUDY **Snow Temperature:** -2.8°C / 27°F **Air Temperature:** -3°C / 31.5°F

Progression system: The top 6 competitors (based on best run) from each heat advance to the Final.

Legend:

DNS Did Not Start **G** Goofy **R** Regular **YB** Year of Birth

Race Analysis

경기 분석 / Analyses

SS

Jury			Technical Data			Judges		
FIS Contest Director	MORESI Roberto	FIS	Course Name	PyeongChang Slopestyle		Panel 1 (Sector 1-2):	SUMATIC Iztok	SLO
FIS Technical Delegate	ARNOLD Roman	SUI	Start / Finish Altitude	856m / 693m			HARICOT Julien	FRA
Head Judge	JENNINGS Matt	USA	Vertical Drop / Course Length	163m / 690m		Panel 2 (Sector 3-4):	MUNZ Stefan	GER
Start Referee	PARK Seung Woo	KOR	Number of Jump Features	3			MACDONALD John	CAN
Finish Referee	KOO Kyo Kwang	KOR	Number of Jibbing Features	3		Panel 3 (Sector 5-6):	SUNDEKVIST Ola	SWE
Chief of Competition	PARK Youngnam	KOR					BEUTLER Christian	SUI
Officials						Overall:	KIM Woosik	KOR
Course Supervisor	DATE Ritchie	USA					MANNING Connor	USA
Chief of Course	KWON Daewon	KOR					HASHIMOTO Ryo	JPN
Course Designer & Builder	SCHEUMANN Dirk	GER						

Number of Competitors: 19, Number of NOCs:12

Rk	Bib	FIS Code	Name	NOC Code	YB	Run	Section 1		Section 2		Section 3		Section 4		Section 5		Section 6		Sections (60%)	Overall (40%)	Total	Rk	Best Score	
							Score	Rk	Score	Rk	Score	Rk	Score	Rk	Score	Rk	Score	Rk						
1	1	9420145	KLEVELAND Marcus	NOR	G	1999	Run 1	7.50	3	7.15 (14.65)	7 (3)	6.50 (21.15)	5 (2)	7.20 (28.35)	7 (3)	9.15 (37.50)	2 (2)	9.55 (47.05)	1 (1)	47.05	36.66	83.71	1	83.71
							Trick ID	Cab-2OF		Fs-2-on		bs-Ls		x-bs-10-l		Cab-12-l		bs-14-Mu						
							Run 2	7.20	7	7.80 (15.00)	4 (4)	2.80 (17.80)	16 (11)	2.15 (19.95)	15 (14)	0.15 (20.10)	15 (14)	1.00 (21.10)	6 (14)					
2	12	9410042	GARCIA KNIGHT Carlos	NZL	R	1997	Run 1	6.55	5	8.00 (14.55)	3 (4)	6.60 (21.15)	3 (2)	7.05 (28.20)	8 (4)	9.05 (37.25)	3 (4)	8.85 (46.10)	3 (2)	46.10	34.00	80.10	2	80.10
							Trick ID	x-Cab-2OF		Fs-2-on		bs-Ls		x-bs-10-l		xx		But-5						
							Run 2	6.15	11	8.10 (14.25)	3 (5)	6.65 (20.90)	5 (3)	7.15 (28.05)	6 (3)	1.55 (29.60)	9 (8)	0.20 (29.80)	12 (8)					
3	4	9100477	TOUTANT Sebastien	CAN	G	1992	Run 1	5.65	12	7.60 (13.25)	4 (9)	7.20 (20.45)	1 (4)	8.55 (29.00)	1 (2)	8.35 (37.35)	5 (3)	8.40 (45.75)	5 (3)	45.75	32.26	78.01	3	78.01
							Trick ID	bs-1OF		Fs-2-on		But-5		Cab-12-Ng		Fs-10-Mu		bs-10-Mu						
							Run 2	8.25	1	7.75 (16.00)	5 (2)	7.25 (23.25)	1 (1)	9.00 (32.25)	1 (1)	2.05 (34.30)	6 (3)	0.10 (34.40)	14 (5)					
4	9	9420133	ROISLAND Mons	NOR	R	1997	Run 1	6.15	7	9.05 (15.20)	1 (1)	6.60 (21.80)	3 (1)	7.55 (29.35)	4 (1)	8.25 (37.60)	6 (1)	8.10 (45.70)	6 (4)	45.70	30.80	76.50	4	76.50
							Trick ID	bs-1OF		Hw-Fs-2		bs-Mf		Cab-12-Ng		Fs-10-Mu		xx						
							Run 2	6.10	12	7.00 (13.10)	8 (8)	6.70 (19.80)	4 (6)	7.55 (27.35)	4 (5)	2.70 (30.05)	5 (7)	1.10 (31.15)	5 (7)					
							Trick ID	bs-BI-2		Hw-bs-2-on		Fs-Mf		x-bs-12-Sf		bs-10-Ng		Md						



Race Analysis

경기 분석 / Analyses

SS

Rk	Bib	FIS Code	Name	NOC Code	YB	Run	Section 1		Section 2		Section 3		Section 4		Section 5		Section 6		Sections (60%)	Overall (40%)	Total	Rk	Best Score							
							Score	Rk	Score	Rk	Score	Rk	Score	Rk	Score	Rk	Score	Rk												
5	8	9420060	BERGREM Torgeir	NOR	G	1991	Run 1	5.15	13	2.90 (8.05)	14 (13)	6.75 (14.80)	2 (12)	6.75 (21.55)	9 (11)	8.45 (30.00)	4 (11)	3.80 (33.80)	10 (11)	33.80	12.00	45.80	11	75.45						
							Trick ID	f-Bs	bs-Ls		Cab-1-on-3-off		Fs-10		bs-12-Me		Cab-12-Mu													
							Run 2	7.25	6	5.80 (13.05)	11 (9)	6.85 (19.90)	2 (5)	7.05 (26.95)	7 (6)	8.10 (35.05)	3 (2)	8.80 (43.85)	2 (1)											
6	21	9500081	MATTSSON Niklas	SWE	R	1992	Run 1	7.00	4	5.45 (12.45)	11 (11)	6.40 (18.85)	6 (8)	8.10 (26.95)	2 (6)	9.25 (36.20)	1 (5)	1.15 (37.35)	12 (10)	37.35	13.46	50.81	10	73.53						
							Trick ID	Fs-Bs-2	bs-Ls		Cab-1-on-bs-3-off		Fs-10-l		bs-12-Me		Cab-12-Mu													
							Run 2	6.75	8	6.15 (12.90)	9 (10)	6.60 (19.50)	6 (7)	7.90 (27.40)	2 (4)	9.05 (36.45)	1 (1)	7.35 (43.80)	4 (2)											
7	22	9180063	TONTERI Roope	FIN	G	1992	Run 1	5.80	9	7.50 (13.30)	6 (8)	5.55 (18.85)	11 (8)	7.40 (26.25)	6 (8)	7.05 (33.30)	9 (9)	8.50 (41.80)	4 (7)	41.80	30.80	72.60	5	72.60						
							Trick ID	Fs-BI-2	bs-Rd		bs-Ls		bs-10-l		Fs-7-Me		Cab-12-l													
							Run 2	6.05	13	7.50 (13.55)	7 (6)	5.55 (19.10)	10 (10)	6.85 (25.95)	8 (7)	1.95 (27.90)	7 (9)	0.85 (28.75)	7 (9)											
8	13	1224984	NICHOLLS Jamie	GBR	G	1993	Run 1	5.80	9	8.25 (14.05)	2 (6)	6.20 (20.25)	7 (6)	5.00 (25.25)	12 (9)	8.10 (33.35)	7 (8)	7.95 (41.30)	7 (8)	41.30	30.26	71.56	6	71.56						
							Trick ID	Fs-BI-2-off	bs-Rd-Me		bs-Ls		bs-10-l		Fs-10-Me		xx													
							Run 2	4.65	15	8.20 (12.85)	2 (12)	6.40 (19.25)	7 (9)	5.75 (25.00)	11 (8)	1.40 (26.40)	11 (10)	0.10 (26.50)	14 (10)											
9	5	9531130	CORNING Chris	USA	G	1999	Run 1	8.05	2	6.25 (14.30)	9 (5)	6.00 (20.30)	8 (5)	7.50 (27.80)	5 (5)	6.05 (33.85)	11 (7)	9.00 (42.85)	2 (5)	42.85	28.00	70.85	7	70.85						
							Trick ID	x-55-Fs-3	bs-2OF		Cab-on-bs-3-off		Fs-10-l		bs-12-Me		xx													
							Run 2	4.25	16	5.60 (9.85)	13 (16)	5.80 (15.65)	9 (16)	7.30 (22.95)	5 (10)	8.80 (31.75)	2 (4)	9.45 (41.20)	1 (3)											
10	30	1184978	PIIROINEN Peetu	FIN	G	1988	Run 1	6.40	6	6.15 (12.55)	10 (10)	6.00 (18.55)	8 (10)	8.00 (26.55)	3 (7)	7.70 (34.25)	8 (6)	7.95 (42.20)	7 (6)	42.20	27.06	69.26	8	69.26						
							Trick ID	b-2OF	55-Fs-3-off		bs-Rd		x-bs-12		Fs-10-RB		bs-14-Me													
							Run 2	6.60	9	9.50 (16.10)	1 (1)	6.05 (22.15)	8 (2)	7.90 (30.05)	2 (2)	1.55 (31.60)	9 (5)	0.10 (31.70)	14 (6)											
							Trick ID	Fs-BI-2-out	bs-Rd-Ng		bs-1		Cab-12-Sf		Fs-10-l		bs-10-Me													
							Run 2	6.60	9	9.50 (16.10)	1 (1)	6.05 (22.15)	8 (2)	7.90 (30.05)	2 (2)	1.55 (31.60)	9 (5)	0.10 (31.70)	14 (6)	31.70	11.73	43.43	7							
							Trick ID	Fs-BI-2-off	bs-Rd-Ng		bs-1		Cab-12-Sf		Fs-10-l		xx													

Race Analysis

경기 분석 / Analyses

SS

Rk	Bib	FIS Code	Name	NOC Code	YB	Run	Section 1		Section 2		Section 3		Section 4		Section 5		Section 6		Sections (60%)	Overall (40%)	Total	Rk	Best Score	
							Score	Rk	Score	Rk	Score	Rk	Score	Rk	Score	Rk	Score	Rk						
11	33	9480582	KHADARIN Vlad	OAR	R	1998	Run 1	5.95	8	7.60 (13.55)	4 (7)	2.00 (15.55)	16 (11)	2.00 (17.55)	15 (12)	0.10 (17.65)	16 (13)	0.20 (17.85)	15 (13)	17.85	5.20	23.05	15	64.16
							Trick ID	bs-Ls		Cab-2OF		x-bs-3		bs-10-Me		xx		xx						
							Run 2	5.95	14	5.75 (11.70)	12 (13)	5.35 (17.05)	11 (12)	5.20 (22.25)	12 (12)	8.05 (30.30)	4 (6)	8.40 (38.70)	3 (4)					
12	16	9060003	de BUCK Sebbe	BEL	G	1995	Run 1	8.55	1	6.35 (14.90)	8 (2)	5.00 (19.90)	13 (7)	3.55 (23.45)	13 (10)	7.00 (30.45)	10 (10)	7.75 (38.20)	9 (9)	38.20	21.20	59.40	9	59.40
							Trick ID	bs-Ls		Cab-2OF		Ff-Ls-2-off		bs-12-Me		x-bs-12-l		Fs-14-Mu						
							Run 2	8.25	1	7.55 (15.80)	6 (3)	3.50 (19.30)	15 (8)	2.45 (21.75)	13 (13)	0.25 (22.00)	14 (13)	0.25 (22.25)	11 (13)					
13	17	9180149	RINNEKANGAS Rene	FIN	R	1999	Run 1	2.25	17	3.50 (5.75)	13 (15)	4.00 (9.75)	14 (14)	3.50 (13.25)	14 (16)	1.75 (15.00)	13 (15)	0.40 (15.40)	14 (15)	15.40	9.46	24.86	13	37.91
							Trick ID	x-bs-Ls		Hw-Cab-2		x-bs-3		Cab-10-Tg		xx		Str						
							Run 2	7.90	3	3.55 (11.45)	17 (14)	5.15 (16.60)	13 (13)	6.75 (23.35)	9 (9)	1.40 (24.75)	11 (11)	0.10 (24.85)	14 (11)					
14	32	9510290	SCHAERER Michael	SUI	R	1996	Run 1	2.45	16	1.40 (3.85)	16 (17)	5.60 (9.45)	10 (16)	5.10 (14.55)	11 (14)	5.40 (19.95)	12 (12)	2.60 (22.55)	11 (12)	22.55	15.06	37.61	12	37.61
							Trick ID	x-Fs-Ls-2		Fs-BI-2-out		x-bs-Rd-Me		Fs-12-Me		Cab-10-Mu		xx						
							Run 2	6.20	10	5.00 (11.20)	15 (15)	4.75 (15.95)	14 (14)	2.20 (18.15)	14 (15)	0.45 (18.60)	13 (15)	0.55 (19.15)	8 (15)					
15	26	9180120	JARVILEHTO Kalle	FIN	R	1995	Run 1	5.80	9	0.35 (6.15)	17 (14)	1.00 (7.15)	17 (17)	2.00 (9.15)	15 (17)	1.45 (10.60)	14 (17)	1.10 (11.70)	13 (17)	11.70	3.86	15.56	17	31.10
							Trick ID	bs-Ls		55-Fs-3-off		bs-2-on		bs-9-Mu		Str		xx						
							Run 2	7.45	5	6.00 (13.45)	10 (7)	6.75 (20.20)	3 (4)	2.10 (22.30)	16 (11)	0.10 (22.40)	16 (12)	0.30 (22.70)	9 (12)					
16	29	9510319	THOENEN Moritz	SUI	R	1996	Run 1	4.40	14	4.90 (9.30)	12 (12)	3.00 (12.30)	15 (13)	2.00 (14.30)	15 (15)	0.10 (14.40)	16 (16)	0.20 (14.60)	15 (16)	14.60	4.93	19.53	16	23.55
							Trick ID	x-Fs-Bs		Cab-2OF		xx		bs-3-Me		sh		Md						
							Run 2	7.75	4	5.15 (12.90)	14 (10)	2.80 (15.70)	16 (15)	1.85 (17.55)	17 (16)	0.10 (17.65)	16 (16)	0.30 (17.95)	9 (16)					

Race Analysis

경기 분석 / Analyses

SS

Rk	Bib	FIS Code	Name	NOC Code	YB	Run	Section 1		Section 2		Section 3		Section 4		Section 5		Section 6		Sections (60%)	Overall (40%)	Total	Rk	Best Score	
							Score	Rk	Score	Rk	Score	Rk	Score	Rk	Score	Rk	Score	Rk						
17	25	9530618	STASSEL Ryan	USA	R	1992	Run 1	2.60	15	1.70 (4.30)	15 (16)	5.25 (9.55)	12 (15)	6.00 (15.55)	10 (13)	1.05 (16.60)	15 (14)	0.10 (16.70)	17 (14)	16.70	6.80	23.50	14	23.50
							Trick ID	x-bs-2OF		55		Fs-Mf		x-bs-12-l		5-bs-10-Mu		xx						
							Run 2	0.60	17	4.00 (4.60)	16 (17)	5.25 (9.85)	12 (17)	6.00 (15.85)	10 (17)	1.70 (17.55)	8 (17)	0.15 (17.70)	13 (17)	17.70	4.93	22.63	17	
36	9320133	LEE Minsik	KOR	R	2000	Run 1													DNS	DNS	DNS	DNS		
						Trick ID	x-bs-2-on		Hw-Fs-1OF		bs-Rd		x-bs-12-l		bs-3		xx							
						Run 2																		
37	9400053	VAN DER VELDEN Niek	NED	R	2000	Run 1													DNS	DNS	DNS	DNS		
						Trick ID																		
						Run 2																		

Forerunners			
F1 - WON Youngkyo	KOR	F2 - KIM Gyeonguk	KOR
F3 - LEE Joonsik	KOR		

Conditions on course			
Qualification:	LIGHT SNOW	Snow Temperature:	-4.9°C / 23.2°F
		Temperature - Start:	-2.2°C / 28°F
		Temperature - Finish:	

Progression system: The top 6 competitors (based on best run) from each heat advance to the Final.

Note:
For further information on Trick IDs, please consult: <https://data.fis-ski.com/snowboard/tricks-list.html>

Legend:			
DNS	Did Not Start	G	Goofy
YB	Year of Birth	R	Regular
		Rk	Rank

10 FEB 2018 / Phoenix Snow Park (KOR) / 7070

Race Analysis

경기 분석 / Analyses

SS

Jury			Technical Data			Judges		
FIS Contest Director	MORESI Roberto	FIS	Course Name	PyeongChang Slopestyle		Panel 1 (Sector 1-2):	SUMATIC Iztok	SLO
FIS Technical Delegate	ARNOLD Roman	SUI	Start / Finish Altitude	856m / 693m			HARICOT Julien	FRA
Head Judge	JENNINGS Matt	USA	Vertical Drop / Course Length	163m / 690m		Panel 2 (Sector 3-4):	MUNZ Stefan	GER
Start Referee	PARK Seung Woo	KOR	Number of Jump Features	3			MACDONALD John	CAN
Finish Referee	KOO Kyo Kwang	KOR	Number of Jibbing Features	3		Panel 3 (Sector 5-6):	SUNDEKVIST Ola	SWE
Chief of Competition	PARK Youngnam	KOR				Overall:	BEUTLER Christian	SUI
Officials							KIM Woosik	KOR
Course Supervisor	DATE Ritchie	USA					MANNING Connor	USA
Chief of Course	KWON Daewon	KOR					HASHIMOTO Ryo	JPN
Course Designer & Builder	SCHEUMANN Dirk	GER						

Number of Competitors: 18, Number of NOCs:11

Rk	Bib	FIS Code	Name	NOC Code	YB	Run	Section 1		Section 2		Section 3		Section 4		Section 5		Section 6		Sections (60%)	Overall (40%)	Total	Rk	Best Score	
							Score	Rk	Score	Rk	Score	Rk	Score	Rk	Score	Rk	Score	Rk						
1	7	9100565	PARROT Max	CAN	G	1994	Run 1	8.10	3	8.15 (16.25)	3 (3)	7.80 (24.05)	1 (1)	7.90 (31.95)	2 (1)	8.25 (40.20)	6 (1)	8.05 (48.25)	6 (1)	48.25	35.20	83.45	2	87.36
							Trick ID	Hw-Fs-2	bs-2OF	f	Cab-1-on-bs-3-of	Cab-12-l	Fs-10-Mu	bs-14-Me										
							Run 2	8.30	2	8.35 (16.65)	5 (1)	7.85 (24.50)	2 (1)	8.20 (32.70)	1 (1)	8.65 (41.35)	5 (1)	8.95 (50.30)	4 (1)	50.30	37.06	87.36	1	
2	2	9100228	McMORRIS Mark	CAN	R	1993	Run 1	6.70	10	7.60 (14.30)	7 (7)	7.40 (21.70)	2 (5)	8.00 (29.70)	1 (2)	8.40 (38.10)	4 (2)	9.60 (47.70)	1 (2)	47.70	36.00	83.70	1	86.83
							Trick ID	Hw-Fs-2	bs-2OF	f	Cab-1-on-bs-3-of	Cab-12-l	Fs-10-Mu	bs-14-Me										
							Run 2	6.70	8	7.70 (14.40)	7 (6)	8.00 (22.40)	1 (2)	7.75 (30.15)	3 (2)	8.80 (38.95)	4 (2)	9.75 (48.70)	1 (2)	48.70	38.13	86.83	2	
3	6	9531135	GERARD Redmond	USA	R	2000	Run 1	5.25	12	9.25 (14.50)	1 (6)	6.50 (21.00)	5 (6)	6.50 (27.50)	8 (6)	9.65 (37.15)	1 (4)	8.60 (45.75)	4 (3)	45.75	36.80	82.55	3	82.55
							Trick ID	55-bs-3-off	FrA		Fs-Mf-5	x-bs-9	Fs-12	bs-14-Mu										
							Run 2	5.30	10	9.50 (14.80)	1 (5)	6.75 (21.55)	5 (5)	6.10 (27.65)	11 (7)	8.30 (35.95)	7 (8)	1.30 (37.25)	10 (9)	37.25	19.86	57.11	8	
4	3	9420072	SANDBECH Staale	NOR	G	1993	Run 1	7.00	7	8.05 (15.05)	4 (5)	5.55 (20.60)	11 (7)	7.00 (27.60)	7 (4)	9.20 (36.80)	3 (5)	8.25 (45.05)	5 (5)	45.05	29.06	74.11	6	82.13
							Trick ID	Fs-BI-2	Hw-Cab-2-on	bs-Mf		Fs-10-l	bs-12-Mu	Cab-12-Sf										
							Run 2	7.35	5	8.30 (15.65)	6 (4)	6.00 (21.65)	9 (3)	7.35 (29.00)	7 (5)	9.40 (38.40)	1 (4)	9.20 (47.60)	2 (3)	47.60	34.53	82.13	3	
							Trick ID	Fs-BI-2-off	Hw-Cab-2	bs-Mf		Fs-10-l	bs-12-Mu	Cab-12-Sf										

Race Analysis

경기 분석 / Analyses

SS

Rk	Bib	FIS Code	Name	NOC Code	YB	Run	Section 1		Section 2		Section 3		Section 4		Section 5		Section 6		Sections (60%)	Overall (40%)	Total	Rk	Best Score						
							Score	Rk	Score	Rk	Score	Rk	Score	Rk	Score	Rk	Score	Rk											
5	14	9100475	NICHOLSON Tyler	CAN	R	1995	Run 1	0.55	17	0.00 (0.55)	18 (18)	0.50 (1.05)	18 (18)	3.00 (4.05)	14 (18)	3.50 (7.55)	12 (18)	2.40 (9.95)	10 (18)	9.95	7.46	17.41	18	79.21					
							Trick ID	x-bs-Ls		xx		x-bs-1		Cab-7		x-bs-5		Fs-3											
							Run 2	7.80	3	6.10 (13.90)	12 (9)	7.50 (21.40)	3 (6)	7.85 (29.25)	2 (4)	9.35 (38.60)	2 (3)	8.35 (46.95)	5 (4)										
6	10	1064997	SMITS Seppe	BEL	G	1991	Run 1	5.05	13	7.90 (12.95)	5 (10)	5.95 (18.90)	10 (11)	7.20 (26.10)	6 (9)	9.25 (35.35)	2 (6)	9.15 (44.50)	2 (6)	44.50	33.86	78.36	4	78.36					
							Trick ID	x-bs-Ls		Hw-Fs-2-on		bs-Rd		Cab-10-Mu		x-bs-12-l		Fs-10-Mu-Tg											
							Run 2	6.15	9	7.45 (13.60)	9 (10)	5.75 (19.35)	10 (10)	7.20 (26.55)	9 (9)	2.30 (28.85)	12 (11)	0.10 (28.95)	14 (11)										
7	34	9050251	MILLAUER Clemens	AUT	R	1994	Run 1	8.95	2	7.70 (16.65)	6 (2)	5.20 (21.85)	13 (4)	7.60 (29.45)	5 (3)	8.40 (37.85)	4 (3)	7.80 (45.65)	7 (4)	45.65	30.00	75.65	5	77.45					
							Trick ID	Fs-Bs		x-bs-2-on		Fs-5		x-bs-10-l		Cab-12-Sf		xx											
							Run 2	8.70	1	7.70 (16.40)	7 (2)	5.25 (21.65)	12 (3)	7.65 (29.30)	5 (3)	7.80 (37.10)	9 (5)	7.95 (45.05)	6 (5)										
8	27	9300742	OKUBO Yuri	JPN	G	2000	Run 1	4.85	15	5.60 (10.45)	13 (13)	4.00 (14.45)	15 (14)	1.00 (15.45)	18 (15)	0.10 (15.55)	16 (16)	0.10 (15.65)	16 (16)	15.65	8.80	24.45	15	75.05					
							Trick ID	bs-1-on-3-off		Cab-2OF		Fs-Ls-2-off		x-bs-12-Me		Fs-10-Mu		bs-10-Mu											
							Run 2	5.30	10	8.70 (14.00)	3 (8)	4.15 (18.15)	16 (12)	7.25 (25.40)	8 (11)	8.65 (34.05)	5 (9)	9.00 (43.05)	3 (6)										
9	28	9510288	BOESIGER Jonas	SUI	R	1995	Run 1	7.25	5	1.35 (8.60)	17 (16)	3.10 (11.70)	17 (16)	1.05 (12.75)	17 (17)	0.10 (12.85)	16 (17)	0.10 (12.95)	16 (17)	12.95	5.73	18.68	17	58.26					
							Trick ID	bs-Ls		55-Fs-3-off		bs-Mf		x-bs-12-l		xx		xx											
							Run 2	7.20	6	8.65 (15.85)	4 (3)	4.45 (20.30)	14 (8)	7.65 (27.95)	5 (6)	8.05 (36.00)	8 (7)	2.40 (38.40)	7 (7)										
10	19	9220032	MORGAN Billy	GBR	G	1989	Run 1	7.10	6	6.55 (13.65)	10 (8)	6.25 (19.90)	7 (8)	3.35 (23.25)	12 (11)	0.45 (23.70)	15 (13)	9.10 (32.80)	3 (8)	32.80	23.60	56.40	7	56.40					
							Trick ID	Cab-2-on		x-bs-2OF		bs-2-on		x-bs-12-Sf		Fs-10-Mu		bs-14-Mu											
							Run 2	7.05	7	7.05 (14.10)	10 (7)	6.25 (20.35)	6 (7)	4.10 (24.45)	15 (12)	1.40 (25.85)	14 (12)	0.10 (25.95)	14 (13)										

Race Analysis

경기 분석 / Analyses

SS

Rk	Bib	FIS Code	Name	NOC Code	YB	Run	Section 1		Section 2		Section 3		Section 4		Section 5		Section 6		Sections (60%)	Overall (40%)	Total	Rk	Best Score				
							Score	Rk	Score	Rk	Score	Rk	Score	Rk	Score	Rk	Score	Rk									
11	11	9530894	MACK Kyle	USA	G	1997	Run 1	9.55	1	7.15 (16.70)	8 (1)	6.20 (22.90)	8 (2)	3.30 (26.20)	13 (8)	5.15 (31.35)	9 (8)	1.25 (32.60)	12 (9)	32.60	12.66	45.26	10	53.55			
							Trick ID	55-Tr		Fs-2-on		Cab-5		Fs-10-Bd		bs-14-Mu		xx									
							Run 2	4.60	14	9.00 (13.60)	2 (10)	6.20 (19.80)	7 (9)	7.10 (26.90)	10 (8)	9.20 (36.10)	3 (6)	1.85 (37.95)	9 (8)	37.95	15.60	53.55	9				
12	38	9030045	SCHMITT Matias	ARG	G	1991	Run 1	4.80	16	4.40 (9.20)	15 (15)	4.80 (14.00)	14 (15)	6.00 (20.00)	9 (13)	4.40 (24.40)	10 (12)	4.20 (28.60)	9 (11)	28.60	22.26	50.86	8	50.86			
							Trick ID	55-Tr-bs-Bs		Fs-2-on-4-off		Cab-5		Fs-10-Bd		bs-12-J		x-bs-12-Sf									
							Run 2	3.80	16	3.50 (7.30)	15 (15)	4.40 (11.70)	15 (16)	1.15 (12.85)	16 (16)	0.25 (13.10)	16 (16)	0.25 (13.35)	12 (16)	13.35	7.33	20.68	17				
13	24	9500117	HEDBERG Mans	SWE	R	1993	Run 1	6.80	9	6.00 (12.80)	12 (11)	7.00 (19.80)	4 (9)	7.80 (27.60)	3 (4)	7.20 (34.80)	7 (7)	1.45 (36.25)	11 (7)	36.25	10.00	46.25	9	46.25			
							Trick ID	Cab-2OF		Fs-Ls-2-off		bs-Ls		Cab-D-9		xx		xx									
							Run 2																				
14	15	9300815	KUNITAKE Hiroaki	JPN	G	2002	Run 1	6.85	8	6.75 (13.60)	9 (9)	6.20 (19.80)	8 (9)	7.70 (27.50)	4 (6)	1.45 (28.95)	13 (9)	0.10 (29.05)	16 (10)	29.05	10.40	39.45	12	43.16			
							Trick ID	Fb-to-bs-Bs		bs-2-on		Fs-3		bs-12-Me		Cab-12-I		xx									
							Run 2	5.25	13	6.90 (12.15)	11 (12)	6.20 (18.35)	7 (11)	7.70 (26.05)	4 (10)	3.95 (30.00)	11 (10)	0.10 (30.10)	14 (10)	30.10	13.06	43.16	10				
15	31	9150120	HORAK Petr	CZE	R	1991	Run 1	0.20	18	1.95 (2.15)	16 (17)	7.15 (9.30)	3 (17)	5.00 (14.30)	10 (16)	5.65 (19.95)	8 (14)	5.05 (25.00)	8 (14)	25.00	16.93	41.93	11	41.93			
							Trick ID	Fs-BI-2-off		bs-2-on		Fs-3		bs-12-Md		Cab-12-I		xx									
							Run 2	3.85	15	3.40 (7.25)	16 (16)	7.10 (14.35)	4 (15)	5.15 (19.50)	13 (14)	5.40 (24.90)	10 (13)	2.15 (27.05)	8 (12)	27.05	12.00	39.05	12				
16	23	9510438	HUBER Nicolas	SUI	G	1995	Run 1	7.50	4	8.20 (15.70)	2 (4)	6.50 (22.20)	5 (3)	2.00 (24.20)	15 (10)	0.65 (24.85)	14 (10)	0.20 (25.05)	14 (13)	25.05	9.20	34.25	13	36.90			
							Trick ID	Fs-BI-2-off		Md		Cab-1-on-bs-3-off		Cab-9-RB		Str		xx									
							Run 2	7.50	4	4.25 (11.75)	14 (13)	5.70 (17.45)	11 (13)	5.30 (22.75)	12 (13)	1.25 (24.00)	15 (14)	0.10 (24.10)	14 (14)	24.10	12.80	36.90	14				
Trick ID	Fs-BI-2		bs-Bs		55-bs-3		Cab-9-RB		Fs-7		xx																

Race Analysis

경기 분석 / Analyses

SS

Rk	Bib	FIS Code	Name	NOC Code	YB	Run	Section 1		Section 2		Section 3		Section 4		Section 5		Section 6		Sections (60%)	Overall (40%)	Total	Rk	Best Score	
							Score	Rk	Score	Rk	Score	Rk	Score	Rk	Score	Rk	Score	Rk						
17	35	9060009	VANDEWEYER Stef	BEL	G	1999	Run 1	6.45	11	6.25 (12.70)	11 (12)	4.00 (16.70)	15 (12)	4.00 (20.70)	11 (12)	3.80 (24.50)	11 (11)	0.85 (25.35)	13 (12)	25.35	8.40	33.75	14	33.75
							Trick ID	Cab-1-on-bs-3-of		Fs-2-off		x-bs-1OF		Fs-7-Tg		Fs-9		x-Fs-1						
							Run 2	0.45	17	2.00 (2.45)	17 (17)	4.05 (6.50)	17 (17)	4.30 (10.80)	14 (17)	1.50 (12.30)	13 (17)	0.60 (12.90)	11 (17)					
18	20	9220047	COULTAS Rowan	GBR	G	1997	Run 1	4.95	14	4.95 (9.90)	14 (14)	5.45 (15.35)	12 (13)	1.20 (16.55)	16 (14)	0.10 (16.65)	16 (15)	0.15 (16.80)	15 (15)	16.80	6.40	23.20	16	23.58
							Trick ID	Cab-1-on-bs-3-of		55		Cab-1		Fs-7-Tg		Fs-3		xx						
							Run 2	5.30	10	5.70 (11.00)	13 (14)	4.75 (15.75)	13 (14)	1.05 (16.80)	17 (15)	0.10 (16.90)	17 (15)	0.15 (17.05)	13 (15)					
Trick ID	55-Fs-5		Cab-2-on		bs-Bs		Cab-12-Ng		xx		xx													
Trick ID	55-Fs-5-off		Cab-2-on		bs-BI-2-off		Cab-12-Ng		xx		Sc													

Forerunners					
F1 - WON Youngkyo	KOR	F2 - KIM Gyeonguk	KOR	F3 - LEE Joonsik	KOR

Conditions on course			
Qualification:	MOSTLY CLOUDY	Snow Temperature:	-2.8°C / 27°F
		Temperature - Start:	-3°C / 31.5°F
		Temperature - Finish:	

Progression system: The top 6 competitors (based on best run) from each heat advance to the Final.

Note:
For further information on Trick IDs, please consult: https://data.fis-ski.com/snowboard/tricks-list.html

Legend:			
DNS	Did Not Start	G	Goofy
YB	Year of Birth	R	Regular
		Rk	Rank

10 FEB 2018 / Phoenix Snow Park (KOR) / 7070



Results

경기결과 / Résultats

SS

Jury			Technical Data		
FIS Contest Director	MORESI Roberto	FIS	Course Name	PyeongChang Slopestyle	
FIS Technical Delegate	ARNOLD Roman	SUI	Start / Finish Altitude	856m / 693m	
Head Judge	JENNINGS Matt	USA	Vertical Drop / Course Length	163m / 690m	
Start Referee	PARK Seung Woo	KOR	Number of Jump Features	3	
Finish Referee	KOO Kyo Kwang	KOR	Number of Jibbing Features	3	
Chief of Competition	PARK Youngnam	KOR			
Officials			Judges		
Course Supervisor	DATE Ritchie	USA	Panel 1 (Sector 1-2):	SUMATIC Iztok	SLO
Chief of Course	KWON Daewon	KOR		HARICOT Julien	FRA
Course Designer & Builder	SCHEUMANN Dirk	GER	Panel 2 (Sector 3-4):	MACDONALD John	CAN
				MUNZ Stefan	GER
			Panel 3 (Sector 5-6):	SUNDEKVIST Ola	SWE
				BEUTLER Christian	SUI
			Overall:	KIM Woosik	KOR
				MANNING Connor	USA
				HASHIMOTO Ryo	JPN

Number of Competitors: 37, Number of NOCs: 16

Rank	Bib	FIS Code	Name	NOC Code	YB	Run	Sections (60%)	Overall (40%)	Score (100%)	Best Score	Tie	Race Points
------	-----	----------	------	----------	----	-----	----------------	---------------	--------------	------------	-----	-------------

RESULTS FROM FINALS

1	6	9531135	GERARD Redmond	USA	R	2000	Run 1	28.80	14.53	43.33	87.16	1000.00
							Run 2	30.40	16.00	46.40		
							Run 3	48.50	38.66	87.16		
2	7	9100565	PARROT Max	CAN	G	1994	Run 1	32.20	12.93	45.13	86.00	800.00
							Run 2	34.55	14.93	49.48		
							Run 3	50.00	36.00	86.00		
3	2	9100228	McMORRIS Mark	CAN	R	1993	Run 1	45.30	30.00	75.30	85.20	600.00
							Run 2	47.20	38.00	85.20		
							Run 3	41.35	19.33	60.68		
4	3	9420072	SANDBECH Staale	NOR	G	1993	Run 1	28.55	16.26	44.81	81.01	500.00
							Run 2	45.95	35.06	81.01		
							Run 3	26.00	12.13	38.13		
5	12	9410042	GARCIA KNIGHT Carlos	NZL	R	1997	Run 1	45.40	33.20	78.60	78.60	450.00
							Run 2	34.05	18.93	52.98		
							Run 3	14.75	9.60	24.35		
6	1	9420145	KLEVELAND Marcus	NOR	G	1999	Run 1	43.50	34.26	77.76	77.76	400.00
							Run 2	28.25	15.46	43.71		
							Run 3	25.05	12.13	37.18		
7	14	9100475	NICHOLSON Tyler	CAN	R	1995	Run 1	28.85	7.33	36.18	76.41	360.00
							Run 2	44.55	31.86	76.41		
							Run 3	44.15	32.00	76.15		
8	8	9420060	BERGREM Torgeir	NOR	G	1991	Run 1	36.00	22.80	58.80	75.80	320.00
							Run 2	43.80	32.00	75.80		
							Run 3	38.30	21.73	60.03		
9	21	9500081	MATTSSON Niklas	SWE	R	1992	Run 1	31.10	7.33	38.43	74.71	290.00
							Run 2	43.65	31.06	74.71		
							Run 3	27.15	15.33	42.48		
10	10	1064997	SMITS Seppe	BEL	G	1991	Run 1	26.85	4.26	31.11	69.03	260.00
							Run 2	41.30	27.73	69.03		
							Run 3	39.25	26.93	66.18		



Phoenix Snow Park

휘닉스 스노 경기장
Parc de neige Phoenix

PyeongChang 2018™



SUN 11 FEB

Start Time 11:04

Snowboard

스노보드 / Snowboard

Men's Slopestyle

남자 슬로프스타일 / Slopestyle hommes



Results

경기결과 / Résultats

SS

Rank	Bib	FIS Code	Name	NOC Code	YB	Run	Sections (60%)	Overall (40%)	Score (100%)	Best Score	Tie	Race Points
11	4	9100477	TOUTANT Sebastien	CAN	G	1992	Run 1 Run 2 Run 3	24.20 40.70 43.35	9.46 16.53 17.73	33.66 57.23 61.08		240.00
12	9	9420133	ROISLAND Mons	NOR	R	1997	Run 1 Run 2 Run 3		DNS DNS DNS	DNS		220.00
RESULTS FROM QUALIFICATION												
13	34	9050251	MILLAUER Clemens	AUT	R	1994	Run 1 Run 2	45.65 45.05	30.00 32.40	75.65 77.45		200.00
14	27	9300742	OKUBO Yuri	JPN	G	2000	Run 1 Run 2	15.65 43.05	8.80 32.00	24.45 75.05		180.00
15	22	9180063	TONTERI Roope	FIN	G	1992	Run 1 Run 2	41.80 28.75	30.80 9.33	72.60 38.08	72.60	160.00
16	13	1224984	NICHOLLS Jamie	GBR	G	1993	Run 1 Run 2	41.30 26.50	30.26 10.40	71.56 36.90	71.56	150.00
17	5	9531130	CORNING Chris	USA	G	1999	Run 1 Run 2	42.85 41.20	28.00 28.66	70.85 69.86	70.85	140.00
18	30	1184978	PIIROINEN Peetu	FIN	G	1988	Run 1 Run 2	42.20 31.70	27.06 11.73	69.26 43.43	69.26	130.00
19	33	9480582	KHADARIN Vlad	OAR	R	1998	Run 1 Run 2	17.85 38.70	5.20 25.46	23.05 64.16	64.16	120.00
20	16	9060003	de BUCK Sebbe	BEL	G	1995	Run 1 Run 2	38.20 22.25	21.20 7.33	59.40 29.58	59.40	110.00
21	28	9510288	BOESIGER Jonas	SUI	R	1995	Run 1 Run 2	12.95 38.40	5.73 19.86	18.68 58.26	58.26	100.00
22	19	9220032	MORGAN Billy	GBR	G	1989	Run 1 Run 2	32.80 25.95	23.60 11.60	56.40 37.55	56.40	90.00
23	11	9530894	MACK Kyle	USA	G	1997	Run 1 Run 2	32.60 37.95	12.66 15.60	45.26 53.55	53.55	80.00
24	38	9030045	SCHMITT Matias	ARG	G	1991	Run 1 Run 2	28.60 13.35	22.26 7.33	50.86 20.68	50.86	70.00
25	24	9500117	HEDBERG Mans	SWE	R	1993	Run 1 Run 2	36.25 DNS	10.00 DNS	46.25 DNS	46.25	60.00
26	15	9300815	KUNITAKE Hiroaki	JPN	G	2002	Run 1 Run 2	29.05 30.10	10.40 13.06	39.45 43.16	43.16	50.00
27	31	9150120	HORAK Petr	CZE	R	1991	Run 1 Run 2	25.00 27.05	16.93 12.00	41.93 39.05	41.93	45.00
28	17	9180149	RINNEKANGAS Rene	FIN	R	1999	Run 1 Run 2	15.40 24.85	9.46 13.06	24.86 37.91	37.91	40.00
29	32	9510290	SCHAERER Michael	SUI	R	1996	Run 1 Run 2	22.55 19.15	15.06 7.86	37.61 27.01	37.61	36.00
30	23	9510438	HUBER Nicolas	SUI	G	1995	Run 1 Run 2	25.05 24.10	9.20 12.80	34.25 36.90	36.90	32.00



Results

경기결과 / Résultats

SS

Rank	Bib	FIS Code	Name	NOC Code	YB	Run	Sections (60%)	Overall (40%)	Score (100%)	Best Score	Tie	Race Points
31	35	9060009	VANDEWEYER Stef	BEL	G	1999	Run 1	25.35	8.40	33.75		28.00
							Run 2	12.90	8.26	21.16		
32	26	9180120	JARVILEHTO Kalle	FIN	R	1995	Run 1	11.70	3.86	15.56	31.10	26.00
							Run 2	22.70	8.40	31.10		
33	20	9220047	COULTAS Rowan	GBR	G	1997	Run 1	16.80	6.40	23.20	23.58	
							Run 2	17.05	6.53	23.58		
34	29	9510319	THOENEN Moritz	SUI	R	1996	Run 1	14.60	4.93	19.53	23.55	
							Run 2	17.95	5.60	23.55		
35	25	9530618	STASSEL Ryan	USA	R	1992	Run 1	16.70	6.80	23.50	23.50	
							Run 2	17.70	4.93	22.63		
	36	9320133	LEE Minsik	KOR	R	2000	Run 1			DNS	DNS	
							Run 2			DNS		
	37	9400053	VAN DER VELDEN Niek	NED	R	2000	Run 1			DNS	DNS	
							Run 2			DNS		

Forerunners:

F1 - WON Youngkyo KOR F2 - KIM Gyeonguk KOR F3 - LEE Joonsik KOR

Conditions on course:

Qualification: MOSTLY CLOUDY
 Final: SUNNY

Snow Temperature: -2.8°C / 27°F
 Snow Temperature: -16.5°C / 2.3°F

Air Temperature: -3°C / 31.5°F
 Air Temperature: -11.1°C / 12°F

Legend:

DNS Did Not Start **G** Goofy **R** Regular **YB** Year of Birth

Race Analysis

경기 분석 / Analyses

SS

Jury			Technical Data			Judges		
FIS Contest Director	MORESI Roberto	FIS	Course Name	PyeongChang Slopestyle		Panel 1 (Sector 1-2):	SUMATIC Iztok	SLO
FIS Technical Delegate	ARNOLD Roman	SUI	Start / Finish Altitude	856m / 693m		Panel 2 (Sector 3-4):	HARICOT Julien	FRA
Head Judge	JENNINGS Matt	USA	Vertical Drop / Course Length	163m / 690m		Panel 3 (Sector 5-6):	MACDONALD John	CAN
Start Referee	PARK Seung Woo	KOR	Number of Jump Features	3		Overall:	MUNZ Stefan	GER
Finish Referee	KOO Kyo Kwang	KOR	Number of Jibbing Features	3			SUNDEKVIST Ola	SWE
Chief of Competition	PARK Youngnam	KOR					BEUTLER Christian	SUI
Officials							KIM Woosik	KOR
Course Supervisor	DATE Ritchie	USA					MANNING Connor	USA
Chief of Course	KWON Daewon	KOR					HASHIMOTO Ryo	JPN
Course Designer & Builder	SCHEUMANN Dirk	GER						

Number of Competitors: 12, Number of NOCs:6

Rk	Bib	FIS Code	Name	NOC Code	YB	Run	Section 1		Section 2		Section 3		Section 4		Section 5		Section 6		Sections (60%)	Overall (40%)	Total	Rk	Best Score					
							Score	Rk	Score	Rk	Score	Rk	Score	Rk	Score	Rk	Score	Rk										
1	6	9531135	GERARD Redmond	USA	R	2000	Run 1	5.50	11	9.30 (14.80)	1 (4)	6.50 (21.30)	6 (3)	6.50 (27.80)	8 (2)	0.60 (28.40)	10 (8)	0.40 (28.80)	6 (8)	28.80	14.53	43.33	7	87.16				
							Trick ID	55-bs-3-off		FrA		Fs-Mf-5		x-bs-12-l		FrA		Str										
							Run 2	5.50	10	9.35 (14.85)	1 (4)	7.00 (21.85)	5 (4)	5.95 (27.80)	10 (6)	2.15 (29.95)	10 (10)	0.45 (30.40)	10 (10)	30.40	16.00	46.40	10					
							Trick ID	55-bs-3-off		FrA		Fs-Mf-5		x-bs-9-l		Fs-12-l		xx										
2	7	9100565	PARROT Max	CAN	G	1994	Run 1	8.25	2	8.65 (16.90)	2 (1)	4.95 (21.85)	9 (2)	8.30 (30.15)	1 (1)	1.95 (32.10)	6 (4)	0.10 (32.20)	8 (5)	32.20	12.93	45.13	5	86.00				
							Trick ID	Hw-Fs-2		bs-3-on-1-off		bs-Rd-Ng		Cab-12-l		Fs-14-Mu		xx										
							Run 2	8.35	2	8.80 (17.15)	2 (1)	7.20 (24.35)	3 (1)	8.50 (32.85)	1 (1)	1.60 (34.45)	11 (7)	0.10 (34.55)	11 (8)	34.55	14.93	49.48	9					
							Trick ID	Hw-Fs-2-on		bs-3-on-1-off		bs-Rd-Ng		Cab-12-l		Fs-14-Mu		xx										
							Run 3	8.30	2	8.70 (17.00)	2 (1)	7.20 (24.20)	3 (1)	8.20 (32.40)	2 (2)	8.10 (40.50)	6 (2)	9.50 (50.00)	1 (1)	50.00	36.00	86.00	2					
							Trick ID	Hw-Fs-2-on		bs-3-on-1-off		bs-Rd-Ng		Cab-12-l		Fs-10-Mu		bs-14-Me										

Race Analysis

경기 분석 / Analyses

SS

Rk	Bib	FIS Code	Name	NOC Code	YB	Run	Section 1		Section 2		Section 4		Section 3		Section 5		Section 6		Sections (60%)	Overall (40%)	Total	Rk	Best Score		
							Score	Rk	Score	Rk	Score	Rk	Score	Rk	Score	Rk	Score	Rk							
3	2	9100228	McMORRIS Mark	CAN	R	1993	Run 1	7.50	5	7.70 (15.20)	4 (3)	4.80 (20.00)	10 (7)	7.70 (27.70)	3 (4)	8.15 (35.85)	4 (2)	9.45 (45.30)	2 (2)	45.30	30.00	75.30	3	85.20	
							Trick ID	Fs-BI-4	Hw-Fs-2-on	bs-2-on	x-bs-12-Sf	Fs-10-Mu-Tg	bs-14-l												
							Run 2	7.20	5	6.20 (13.40)	10 (7)	7.00 (20.40)	5 (8)	7.30 (27.70)	5 (7)	9.70 (37.40)	1 (2)	9.80 (47.20)	1 (1)						
							Trick ID	Fs-BI-4-off	Hw-Fs-2-on	bs-2-on	x-bs-12-Sf	Fs-14-Mu	bs-16-Mu												
4	3	9420072	SANDBECH Staale	NOR	G	1993	Run 1	7.70	4	8.00 (15.70)	3 (2)	6.80 (22.50)	4 (1)	4.00 (26.50)	10 (7)	1.10 (27.60)	8 (9)	0.95 (28.55)	5 (9)	28.55	16.26	44.81	6	81.01	
							Trick ID	Fb-to-bs-Bs	Hw-Cab-2-on	bs-Mf	Fs-14-l	bs-1	Cab-1												
							Run 2	7.60	4	7.65 (15.25)	4 (2)	6.80 (22.05)	8 (3)	6.00 (28.05)	9 (4)	8.80 (36.85)	4 (3)	9.10 (45.95)	2 (2)						
							Trick ID	Fs-BI-to-bs-Bs	Hw-Cab-2-on	bs-Mf	Fs-14-l	bs-12-Mu	Cab-12-Sf												
5	12	9410042	GARCIA KNIGHT Carlos	NZL	R	1997	Run 1	6.95	8	7.65 (14.60)	5 (5)	6.00 (20.60)	7 (5)	7.20 (27.80)	5 (2)	8.85 (36.65)	1 (1)	8.75 (45.40)	3 (1)	45.40	33.20	78.60	1	78.60	
							Trick ID	x-bs-BI-to-Fs-Bs	bs-BI-2-off	Fs-Mf	Fs-10-CS	bs-12-Tg	x-bs-12-l												
							Run 2	6.50	8	7.60 (14.10)	5 (5)	7.30 (21.40)	2 (5)	7.00 (28.40)	7 (3)	2.80 (31.20)	8 (9)	2.85 (34.05)	7 (9)						
							Trick ID	x-bs-BI-to-Fs-Bs	bs-BI-2-off	Fs-Mf-Tg	Fs-10-CS	bs-5-Sf	x-bs-5-Me												
6	1	9420145	KLEVELAND Marcus	NOR	G	1999	Run 1	7.10	7	4.00 (11.10)	11 (11)	6.95 (18.05)	2 (11)	7.40 (25.45)	4 (9)	8.35 (33.80)	3 (3)	9.70 (43.50)	1 (3)	43.50	34.26	77.76	2	77.76	
							Trick ID	x-bs-BI	bs-Bs	Fs-Mf	Fs-3-l	bs-1	x-bs-5-Me												
							Run 2	6.05	9	7.80 (13.85)	3 (6)	6.95 (20.80)	7 (6)	2.55 (23.35)	11 (11)	2.70 (26.05)	9 (11)	2.20 (28.25)	9 (11)						
							Trick ID	Cab-2OF	bs-Bs	bs-Ls	x-bs-10-l	Cab-12-l	bs-16-Mu												

Race Analysis

경기 분석 / Analyses

SS

Rk	Bib	FIS Code	Name	NOC Code	YB	Run	Section 1		Section 2		Section 4		Section 3		Section 5		Section 6		Sections (60%)	Overall (40%)	Total	Rk	Best Score	
							Score	Rk	Score	Rk	Score	Rk	Score	Rk	Score	Rk	Score	Rk						
7	14	9100475	NICHOLSON Tyler	CAN	R	1995	Run 1	7.95	3	5.30 (13.25)	9 (9)	6.90 (20.15)	3 (6)	6.80 (26.95)	7 (6)	1.80 (28.75)	7 (7)	0.10 (28.85)	8 (7)	28.85	7.33	36.18	9	76.41
							Trick ID	x-bs-Ls		Hw-Fs-2-on		bs-Rd-Tg		Cab-10-l		x-bs-12-l		xx						
							Run 2	8.50	1	4.60 (13.10)	11 (9)	7.50 (20.60)	1 (7)	6.80 (27.40)	8 (8)	9.10 (36.50)	2 (4)	8.05 (44.55)	4 (3)					
							Trick ID	x-bs-Ls		Hw-Fs-2-on		bs-Rd-Tg		Cab-10-Mu		x-bs-12-l		Fs-10-Mu-Tg						
8	8	9420060	BERGREM Torgeir	NOR	G	1991	Run 1	6.85	9	7.45 (14.30)	6 (6)	4.00 (18.30)	11 (10)	5.00 (23.30)	9 (11)	8.50 (31.80)	2 (5)	4.20 (36.00)	4 (4)	36.00	22.80	58.80	4	75.80
							Trick ID	Fs-Ns-2-off		Hw-2-on		Cab-1-on-bs-3-of		Fs-9-l		Cab-12-Mu		bs-16-Mu						
							Run 2	4.60	11	7.50 (12.10)	6 (11)	6.70 (18.80)	10 (11)	7.10 (25.90)	6 (10)	9.00 (34.90)	3 (6)	8.90 (43.80)	3 (4)					
							Trick ID	Fs-Ns-2-off		Hw-Cab-2		bs-Mf		Fs-10-l		bs-12-Mu		Cab-12-Mu						
9	21	9500081	MATTSSON Niklas	SWE	R	1992	Run 1	6.60	10	6.00 (12.60)	8 (10)	6.60 (19.20)	5 (8)	8.00 (27.20)	2 (5)	3.65 (30.85)	5 (6)	0.25 (31.10)	7 (6)	31.10	7.33	38.43	8	74.71
							Trick ID	Fs-Ls-Pr		Cab-2-on		x-Mf		x-bs-12-l		Fs-12-Tg		xx						
							Run 2	6.60	7	6.40 (13.00)	9 (10)	6.75 (19.75)	9 (9)	8.10 (27.85)	3 (5)	7.75 (35.60)	6 (5)	8.05 (43.65)	4 (5)					
							Trick ID	Fs-Ls-Pr-2		Cab-3-on		x-Fs-Mf		x-bs-12-l		Fs-9-l		Cab-12-Sf						
10	10	1064997	SMITS Seppe	BEL	G	1991	Run 1	7.25	6	6.80 (14.05)	7 (7)	5.00 (19.05)	8 (9)	7.00 (26.05)	6 (8)	0.70 (26.75)	9 (10)	0.10 (26.85)	8 (10)	26.85	4.26	31.11	11	69.03
							Trick ID	Fs-Bs-Pr		x-bs-2-on		Fs-5		x-bs-10-l		Cab-5		xx						
							Run 2	6.90	6	6.50 (13.40)	8 (7)	6.20 (19.60)	11 (10)	7.60 (27.20)	4 (9)	7.25 (34.45)	7 (7)	6.85 (41.30)	6 (6)					
							Trick ID	Fs-Bs-Pr-2		x-bs-2-on		Fs-5-l		x-bs-10-l		Cab-9-Sf		bs-10-l						
Run 3	7.05	6	5.15 (12.20)	10 (10)	6.45 (18.65)	9 (9)	5.20 (23.85)	7 (9)	8.45 (32.30)	4 (7)	6.95 (39.25)	4 (6)												
Trick ID	Fs-Bs-Pr-2-off		x-bs-2-on		Fs-5-l		x-bs-9-l		bs-12-Mu		Cab-9-l													

Race Analysis

경기 분석 / Analyses

SS

Rk	Bib	FIS Code	Name	NOC Code	YB	Run	Section 1		Section 2		Section 4		Section 3		Section 5		Section 6		Sections (60%)	Overall (40%)	Total	Rk	Best Score	
							Score	Rk	Score	Rk	Score	Rk	Score	Rk	Score	Rk	Score	Rk						
11	4	9100477	TOUTANT Sebastien	CAN	G	1992	Run 1	8.80	1	5.00 (13.80)	10 (8)	7.20 (21.00)	1 (4)	3.00 (24.00)	11 (10)	0.10 (24.10)	11 (11)	0.10 (24.20)	8 (11)	24.20	9.46	33.66	10	61.08
							Trick ID	bs-1-on-x-bs-1-of-f		Cfl		bs-Mf		Cab-12-Ng		xx		xx						
							Run 2	7.85	3	7.05 (14.90)	7 (3)	7.20 (22.10)	3 (2)	8.25 (30.35)	2 (2)	8.05 (38.40)	5 (1)	2.30 (40.70)	8 (7)	40.70	16.53	57.23	7	
							Trick ID	bs-1-on-x-bs-1-of-f		Hw-Fs-2-on		bs-Mf		Cab-12-Ng		bs-10-Mu		Fs-14-Mu						
							Run 3	9.05	1	7.05 (16.10)	7 (2)	7.40 (23.50)	1 (2)	9.00 (32.50)	1 (1)	8.20 (40.70)	5 (1)	2.65 (43.35)	6 (4)	43.35	17.73	61.08	5	
							Trick ID	bs-1-on-x-bs-1-of-f		Hw-Fs-2		bs-Mf		Cab-12-Ng		bs-10-Mu		Fs-14-Mu						
12	9	9420133	ROISLAND Mons	NOR	R	1997	Run 1																DNS	DNS
							Trick ID																	
							Run 2																	DNS
							Trick ID																	
							Run 3																	DNS
							Trick ID																	

Forerunners					
F1 - WON Youngkyo	KOR	F2 - KIM Gyeonguk	KOR	F3 - LEE Joonsik	KOR

Conditions on course							
Qualification:	MOSTLY CLOUDY	Snow Temperature:	-2.8°C / 27°F	Temperature - Start:	-3°C / 31.5°F	Temperature - Finish:	
Final:	SUNNY	Snow Temperature:	-16.5°C / 2.3°F	Temperature - Start:	-11.1°C / 12°F	Temperature - Finish:	

Progression system: Competitors start in reverse order of their qualification results.

Note:
For further information on Trick IDs, please consult: <https://data.fis-ski.com/snowboard/tricks-list.html>

Legend:							
DNS	Did Not Start	G	Goofy	R	Regular	Rk	Rank
YB	Year of Birth						

11 FEB 2018 / Phoenix Snow Park (KOR) / 7071



Official Communication
 공식 전달사항 / Communication officielle

Item: 1

Men's Slopestyle Qualification Heat 2 has been rescheduled.

The Men's Slopestyle Qualification Heat 2 had to be rescheduled due to the technical maintenance during Heat 1. The new start time is 13:30.

Issued by: FIS Contest Director.
 Time: 12:04
 Date: 10 FEB 2018

This decision affects: Results
 Schedule
 Other

X



Start List

스타트 리스트 / Liste de départ

BA

Jury			Technical Data		
FIS Contest Director	MORESI Roberto	FIS	Course Name	PyeongChang Big Air	
FIS Technical Delegate	ARNOLD Roman	SUI	In-Run Length / Pitch	73m / 39°	
Head Judge	JENNINGS Matt	USA	Take-off to Knoll	19.5m	
Start Referee	KIM Miri	KOR	Jump Height	4.85m	
Finish Referee	SONG Jina	KOR	Landing Pitch	38°	
Chief of Competition	BAIK Jongsuk	KOR			
Officials			Judges		
Course Supervisor			Judge 1	SUMATIC Iztok	SLO
Chief of Course	LEE Seok-Youn	KOR	Judge 2	BEUTLER Christian	SUI
Course Designer & Builder	SCHEUMANN Dirk	GER	Judge 3	HASHIMOTO Ryo	JPN
			Judge 4	MANNING Connor	USA
			Judge 5	MUNZ Stefan	GER
			Judge 6	MACDONALD John	CAN

Number of Competitors: 26, Number of NOCs: 14

Start Order	Bib	FIS Code	Name	NOC Code	YB	Run	J1	J2	J3	J4	J5	J6	Score	Best Score	Tie	Race Points
1	14	1409999	MAAS Cheryl	NED	G	1984	Run 1									
							Run 2									
2	16	1229985	FULLER Aimee	GBR	R	1991	Run 1									
							Run 2									
3	11	9535409	LANGLAND Hailey	USA	R	2000	Run 1									
							Run 2									
4	6	7105013	O BRIEN Spencer	CAN	R	1988	Run 1									
							Run 2									
5	9	9515010	CANDRIAN Sina	SUI	G	1988	Run 1									
							Run 2									
6	4	9535365	MARINO Julia	USA	G	1997	Run 1									
							Run 2									
7	8	9415033	SADOWSKI SYNNOTT Zoi	NZL	R	2001	Run 1									
							Run 2									
8	15	9105100	VOIGT Brooke	CAN	G	1993	Run 1									
							Run 2									
9	2	9535078	ANDERSON Jamie	USA	R	1990	Run 1									
							Run 2									
10	3	9185019	RUKAJARVI Enni	FIN	R	1990	Run 1									
							Run 2									
11	13	9305338	IWABUCHI Reira	JPN	R	2001	Run 1									
							Run 2									
12	12	9305001	FUJIMORI Yuka	JPN	R	1986	Run 1									
							Run 2									
13	5	9425008	NORENDAL Silje	NOR	R	1993	Run 1									
							Run 2									
14	1	9055068	GASSER Anna	AUT	R	1991	Run 1									
							Run 2									
15	7	9305286	ONITSUKA Miyabi	JPN	R	1998	Run 1									
							Run 2									
16	10	9105246	BLOUIN Laurie	CAN	G	1996	Run 1									
							Run 2									
17	20	9535306	JENSON Jessika	USA	G	1991	Run 1									
							Run 2									



Start List

스타트 리스트 / Liste de départ

BA

Start Order	Bib	FIS Code	Name	NOC Code	YB	Run	J1	J2	J3	J4	J5	J6	Score	Best Score	Tie	Race Points
18	23	9485265	FEDOROVA Sofya	OAR	G	1998	Run 1									
							Run 2									
19	21	9515153	SOMAINI Carla	SUI	G	1991	Run 1									
							Run 2									
20	27	1159977	VOJACKOVA Katerina	CZE	R	1997	Run 1									
							Run 2									
21	24	1709938	MEDLOVA Klaudia	SVK	R	1993	Run 1									
							Run 2									
22	17	1159968	PANCOCHOVA Sarka	CZE	R	1990	Run 1									
							Run 2									
23	19	9515143	DERUNGS Isabel	SUI	R	1987	Run 1									
							Run 2									
24	18	9045072	RICH Jessica	AUS	R	1990	Run 1									
							Run 2									
25	25	9305294	HIRONO Asami	JPN	R	1990	Run 1									
							Run 2									
26	22	9515059	KOENZ Elena	SUI	R	1987	Run 1									
							Run 2									

Forerunners:

F1 - WON Youngkyo KOR F2 - KIM Gyeonguk KOR F3 - LEE Joonsik KOR

Progression system: The top 12 competitors (based on best run) advance to the Final.

Legend:

G Goofy J Judge R Regular YB Year of Birth



Alpensia Ski Jumping Centre

알펜시아 스키점프 센터
Centre de saut à ski d'Alpensia

PyeongChang 2018™



MON 19 FEB

Start Time 10:43

Snowboard

스노보드 / Snowboard

Ladies' Big Air

여자 빅에어 / Big Air femmes

Qualification

예선 / Qualifications



Results

경기결과 / Résultats

BA

Jury				Technical Data			
FIS Contest Director	MORESI Roberto	FIS		Course Name	PyeongChang Big Air		
FIS Technical Delegate	ARNOLD Roman	SUI		In-Run Length / Pitch	73m / 39°		
Head Judge	JENNINGS Matt	USA		Take-off to Knoll	19.5m		
Start Referee	KIM Miri	KOR		Jump Height	4.85m		
Finish Referee	SONG Jina	KOR		Landing Pitch	38°		
Chief of Competition	BAIK Jongsuk	KOR					
Officials				Judges			
Course Supervisor				Judge 1	SUMATIC Iztok		SLO
Chief of Course	LEE Seok-Youn	KOR		Judge 2	BEUTLER Christian		SUI
Course Designer & Builder	SCHEUMANN Dirk	GER		Judge 3	HASHIMOTO Ryo		JPN
				Judge 4	MANNING Connor		USA
				Judge 5	MUNZ Stefan		GER
				Judge 6	MACDONALD John		CAN

Number of Competitors: 26, Number of NOCs: 14

Rank	Bib	FIS Code	Name	NOC Code	YB	Run	J1	J2	J3	J4	J5	J6	Score	Best Score	Tie	Race Points
------	-----	----------	------	----------	----	-----	----	----	----	----	----	----	-------	------------	-----	-------------

QUALIFIED TO FINAL

1	1	9055068	GASSER Anna	AUT	R	1991	Run 1	86	89	88	89	88	88	88.25	98.00		
							Run 2	98	98	96	98	98	98	98.00			
2	12	9305001	FUJIMORI Yuka	JPN	R	1986	Run 1	79	82	82	85	82	82	82.00	94.25		
							Run 2	96	97	95	93	93	93	94.25			
3	13	9305338	IWABUCHI Reira	JPN	R	2001	Run 1	78	80	80	80	80	80	80.00	92.75		
							Run 2	94	95	94	92	94	91	92.75			
4	10	9105246	BLOUIN Laurie	CAN	G	1996	Run 1	88	91	90	90	94	90	90.25	92.25		
							Run 2	94	94	93	92	92	92	92.25			
5	8	9415033	SADOWSKI SYNNOTT Zoi	NZL	R	2001	Run 1	71	75	75	71	70	74	72.75	92.00		
							Run 2	92	93	92	94	92	92	92.00			
6	2	9535078	ANDERSON Jamie	USA	R	1990	Run 1	37	31	25	33	29	28	30.25	90.00		
							Run 2	89	90	94	90	90	90	90.00			
7	7	9305286	ONITSUKA Miyabi	JPN	R	1998	Run 1	82	81	84	83	84	81	81.75	86.50		
							Run 2	93	88	86	86	86	84	86.50			
8	9	9515010	CANDRIAN Sina	SUI	G	1988	Run 1	40	35	28	30	32	30	31.75	86.00		
							Run 2	84	87	85	87	87	85	86.00			
9	4	9535365	MARINO Julia	USA	G	1997	Run 1	80	84	83	86	84	84	83.75	85.25		
							Run 2	83	86	84	88	85	86	85.25			
10	5	9425008	NORENDAL Silje	NOR	R	1993	Run 1	73	77	73	84	78	76	76.00	77.50		
							Run 2	79	78	77	82	75	76	77.50			
11	6	7105013	O BRIEN Spencer	CAN	R	1988	Run 1	69	70	70	69	68	70	69.50	76.75		
							Run 2	77	76	76	79	77	77	76.75			
12	20	9535306	JENSON Jessika	USA	G	1991	Run 1	74	76	78	78	76	75	76.25	76.25		
							Run 2	48	40	31	30	46	42	39.75			

NOT QUALIFIED

13	18	9045072	RICH Jessica	AUS	R	1990	Run 1	76	72	74	74	74	74	73.50	74.25		
							Run 2	77	75	75	74	73	73	74.25			
14	11	9535409	LANGLAND Hailey	USA	R	2000	Run 1	75	73	72	75	72	72	73.00	73.00		
							Run 2	33	33	38	26	24	24	29.00			
15	21	9515153	SOMAINI Carla	SUI	G	1991	Run 1	72	69	71	70	71	71	70.75	70.75		
							Run 2	26	27	29	22	24	24	24.75			



Results

경기결과 / Résultats

BA

Rank	Bib	FIS Code	Name	NOC Code	YB	Run	J1	J2	J3	J4	J5	J6	Score	Best Score	Tie	Race Points	
16	3	9185019	RUKAJARVI Enni	FIN	R	1990	Run 1	66	71	65	73	69	69	68.75	68.75		
							Run 2	50	49	50	50	48	50	49.75			
17	15	9105100	VOIGT Brooke	CAN	G	1993	Run 1	67	68	68	68	67	68	67.75	67.75		
							Run 2	34	34	29	38	31	22	32.00			
18	22	9515059	KOENZ Elena	SUI	R	1987	Run 1	61	62	62	63	60	64	62.00	65.75		
							Run 2	65	66	64	66	66	66	65.75			
19	17	1159968	PANCOCHOVA Sarka	CZE	R	1990	Run 1	63	66	60	67	66	67	65.50	65.50		
							Run 2	27	30	24	35	30	33	30.00			
20	14	1409999	MAAS Cheryl	NED	G	1984	Run 1	65	65	67	65	65	65	65.00	65.00		
							Run 2	48	46	40	45	47	41	44.75			
21	23	9485265	FEDOROVA Sofya	OAR	G	1998	Run 1	70	67	63	64	62	60	64.00	64.00		
							Run 2	25	26	27	47	19	23	23.25			
22	19	9515143	DERUNGS Isabel	SUI	R	1987	Run 1	55	50	49	57	55	56	54.00	59.25		
							Run 2	59	58	59	61	57	64	59.25			
23	24	1709938	MEDLOVA Klaudia	SVK	R	1993	Run 1	22	24	26	37	36	38	30.75	50.50		
							Run 2	50	48	54	55	50	46	50.50			
24	25	9305294	HIRONO Asami	JPN	R	1990	Run 1	33	28	20	29	27	26	27.50	37.75		
							Run 2	37	34	32	40	40	40	37.75			
25	16	1229985	FULLER Aimee	GBR	R	1991	Run 1	35	25	23	25	25	25	25.00	25.00		
							Run 2	40	15	16	15	46	11	14.25			
26	27	1159977	VOJACKOVA Katerina	CZE	R	1997	Run 1	45	20	18	20	18	20	19.00	19.00		
							Run 2	5	14	47	9	9	10	10.50			

Forerunners:

F1 - WON Youngkyo KOR F2 - KIM Gyeonguk KOR F3 - LEE Joonsik KOR

Conditions on course:

Qualification: SUNNY Snow Temperature: -8°C / 17.6°F Air Temperature: 1.4°C / 34.5°F

Progression system: The top 12 competitors (based on best run) advance to the Final.

Legend:

G Goofy J Judge R Regular YB Year of Birth



Results

경기결과 / Résultats

BA

Jury				Technical Data			
FIS Contest Director	MORESI Roberto	FIS		Course Name	PyeongChang Big Air		
FIS Technical Delegate	ARNOLD Roman	SUI		In-Run Length / Pitch	73m / 39°		
Head Judge	JENNINGS Matt	USA		Take-off to Knoll	19.5m		
Start Referee	KIM Miri	KOR		Jump Height	4.85m		
Finish Referee	SONG Jina	KOR		Landing Pitch	38°		
Chief of Competition	BAIK Jongsuk	KOR					
Officials				Judges			
Course Supervisor				Judge 1	SUMATIC Iztok	SLO	
Chief of Course	LEE Seok-Youn	KOR		Judge 2	BEUTLER Christian	SUI	
Course Designer & Builder	SCHEUMANN Dirk	GER		Judge 3	HASHIMOTO Ryo	JPN	
				Judge 4	MANNING Connor	USA	
				Judge 5	MUNZ Stefan	GER	
				Judge 6	MACDONALD John	CAN	

Number of Competitors: 26, Number of NOCs: 14

Rank	Bib	FIS Code	Name	NOC Code	YB	Run	J1	J2	J3	J4	J5	J6	Score	Best Score	Tie	Race Points
------	-----	----------	------	----------	----	-----	----	----	----	----	----	----	-------	------------	-----	-------------

RESULTS FROM FINALS

1	1	9055068	GASSER Anna	AUT	R	1991	Run 1	-	-	-	-	-	JNS	185.00		1000.00	
							Run 2	89	89	89	90	89	89	89.00			
							Run 3	96	96	96	96	96	96	96.00			
2	2	9535078	ANDERSON Jamie	USA	R	1990	Run 1	90	90	90	94	90	90	90.00	177.25		800.00
							Run 2	87	86	86	89	88	88	87.25			
							Run 3	-	-	-	-	-	JNS				
3	8	9415033	SADOWSKI SYNNOTT Zoi	NZL	R	2001	Run 1	65	66	65	65	66	66	65.50	157.50		600.00
							Run 2	92	92	92	92	92	94	92.00			
							Run 3	-	-	-	-	-	JNS				
4	13	9305338	IWABUCHI Reira	JPN	R	2001	Run 1	79	84	81	79	80	79	79.75	147.50		500.00
							Run 2	70	65	68	67	68	68	67.75			
							Run 3	-	-	-	-	-	JNS				
5	9	9515010	CANDRIAN Sina	SUI	G	1988	Run 1	-	-	-	-	-	-	JNS	140.25		450.00
							Run 2	74	78	76	76	77	76	76.25			
							Run 3	59	67	63	62	64	69	64.00			
6	5	9425008	NORENDAL Silje	NOR	R	1993	Run 1	75	72	70	70	70	70	70.50	131.50		400.00
							Run 2	60	62	60	62	63	60	61.00			
							Run 3	-	-	-	-	-	JNS				
7	12	9305001	FUJIMORI Yuka	JPN	R	1986	Run 1	82	83	84	82	82	82	82.25	122.75		360.00
							Run 2	33	44	41	42	41	38	40.50			
							Run 3	-	-	-	-	-	JNS				
8	7	9305286	ONITSUKA Miyabi	JPN	R	1998	Run 1	80	79	80	77	78	78	78.75	119.00		320.00
							Run 2	-	-	-	-	-	-	JNS			
							Run 3	39	38	44	41	41	40	40.25			
9	6	7105013	O BRIEN Spencer	CAN	R	1988	Run 1	55	58	50	50	50	50	51.25	113.25		290.00
							Run 2	-	-	-	-	-	-	JNS			
							Run 3	59	64	61	61	64	62	62.00			
10	4	9535365	MARINO Julia	USA	G	1997	Run 1	-	-	-	-	-	-	JNS	93.25		260.00
							Run 2	76	77	73	75	72	74	74.50			
							Run 3	42	22	21	20	18	16	18.75			
11	20	9535306	JENSON Jessika	USA	G	1991	Run 1	-	-	-	-	-	-	JNS	40.50		240.00
							Run 2	21	20	23	49	24	22	21.50			
							Run 3	18	19	20	20	19	47	19.00			



Results

경기결과 / Résultats

BA

Rank	Bib	FIS Code	Name	NOC Code	YB	Run	J1	J2	J3	J4	J5	J6	Score	Best Score	Tie	Race Points
12	10	9105246	BLOUIN Laurie	CAN	G	1996	Run 1	JNS	39.25		220.00
							Run 2	47	43	44	35	35	32	39.25		
							Run 3						DNS			
RESULTS FROM QUALIFICATION																
13	18	9045072	RICH Jessica	AUS	R	1990	Run 1	76	72	74	74	74	73.50	74.25		200.00
							Run 2	77	75	75	74	73	74.25			
14	11	9535409	LANGLAND Hailey	USA	R	2000	Run 1	75	73	72	75	72	73.00	73.00		180.00
							Run 2	33	33	38	26	24	29.00			
15	21	9515153	SOMAINI Carla	SUI	G	1991	Run 1	72	69	71	70	71	70.75	70.75		160.00
							Run 2	26	27	29	22	24	24.75			
16	3	9185019	RUKAJARVI Enni	FIN	R	1990	Run 1	66	71	65	73	69	68.75	68.75		150.00
							Run 2	50	49	50	50	48	49.75			
17	15	9105100	VOIGT Brooke	CAN	G	1993	Run 1	67	68	68	68	67	67.75	67.75		140.00
							Run 2	34	34	29	38	31	32.00			
18	22	9515059	KOENZ Elena	SUI	R	1987	Run 1	61	62	62	63	60	62.00	65.75		130.00
							Run 2	65	66	64	66	66	65.75			
19	17	1159968	PANCOCHOVA Sarka	CZE	R	1990	Run 1	63	66	60	67	66	65.50	65.50		120.00
							Run 2	27	30	24	35	30	30.00			
20	14	1409999	MAAS Cheryl	NED	G	1984	Run 1	65	65	67	65	65	65.00	65.00		110.00
							Run 2	48	46	40	45	47	44.75			
21	23	9485265	FEDOROVA Sofya	OAR	G	1998	Run 1	70	67	63	64	62	64.00	64.00		100.00
							Run 2	25	26	27	17	19	23.25			
22	19	9515143	DERUNGS Isabel	SUI	R	1987	Run 1	55	50	49	57	55	54.00	59.25		90.00
							Run 2	59	58	59	61	57	64	59.25		
23	24	1709938	MEDLOVA Klaudia	SVK	R	1993	Run 1	22	24	26	37	36	30.75	50.50		80.00
							Run 2	50	48	54	55	50	46	50.50		
24	25	9305294	HIRONO Asami	JPN	R	1990	Run 1	33	28	20	29	27	27.50	37.75		70.00
							Run 2	37	34	32	40	40	40	37.75		
25	16	1229985	FULLER Aimee	GBR	R	1991	Run 1	35	25	23	25	25	25.00	25.00		
							Run 2	10	15	16	15	16	14.25			
26	27	1159977	VOJACKOVA Katerina	CZE	R	1997	Run 1	15	20	18	20	18	19.00	19.00		
							Run 2	5	14	17	9	9	10.50			

Forerunners:

F1 - WON Youngkyo KOR F2 - KIM Gyeonguk KOR F3 - LEE Joonsik KOR

Conditions on course:

Qualification: SUNNY Snow Temperature: -8°C / 17.6°F Air Temperature: 1.4°C / 34.5°F
Final: SUNNY Snow Temperature: -14°C / 6.8°F Air Temperature: -3°C / 26.6°F

Legend:

DNS Did Not Start G Goofy J Judge JNS Jump Not Scored
R Regular YB Year of Birth



Official Communication
 공식 전달사항 / Communication officielle

Item: 5

Ladies' Big Air Qualification rescheduled

Summary:

The Ladies' Big Air Qualification has been rescheduled as one Heat. The date remains the same (19th Feb) as originally scheduled and the new start times are as follows:

- Training: 08:45 - 09:45,
- Qualification Run 1: 10:00 - 10:40,
- Qualification Run 2: 10:43 - 11:25.

Issued by: FIS Contest Director
 Time: 13:00
 Date: 17 FEB 2018

This decision affects: Results
 Schedule
 Other

X



Official Communication
 공식 전달사항 / Communication officielle

Item: 6

Ladies' Big Air Final has been rescheduled

The Ladies' Big Air Final had to be rescheduled due to adverse weather and wind conditions. The new start date is Thursday 22nd February 2018. The Final start times remain as originally planned:

- Run 1: 9:30
- Run 2: 10:00
- Run 3: 10:30

Issued by: FIS Contest Director
 Time: 13:35
 Date: 20 FEB 2018

This decision affects:

Results
 Schedule
 Other

X



Start List

스타트 리스트 / Liste de départ

BA

Jury			Technical Data		
FIS Contest Director	MORESI Roberto	FIS	Course Name	PyeongChang Big Air	
FIS Technical Delegate	ARNOLD Roman	SUI	In-Run Length / Pitch	73m / 39°	
Head Judge	JENNINGS Matt	USA	Take-off to Knoll	19.5m	
Start Referee	KIM Miri	KOR	Jump Height	4.85m	
Finish Referee	SONG Jina	KOR	Landing Pitch	38°	
Chief of Competition	BAIK Jongsuk	KOR			
Officials			Judges		
Course Supervisor			Judge 1	SUMATIC Iztok	SLO
Chief of Course	LEE Seok-Youn	KOR	Judge 2	BEUTLER Christian	SUI
Course Designer & Builder	SCHEUMANN Dirk	GER	Judge 3	HASHIMOTO Ryo	JPN
			Judge 4	MANNING Connor	USA
			Judge 5	MUNZ Stefan	GER
			Judge 6	MACDONALD John	CAN

Number of Competitors: 18, Number of NOCs: 13

Start Order	Bib	FIS Code	Name	NOC Code	YB	Run	J1	J2	J3	J4	J5	J6	Score	Best Score	Tie	Race Points
1	16	1224984	NICHOLLS Jamie	GBR	G	1993	Run 1									
							Run 2									
2	8	1064997	SMITS Seppe	BEL	G	1991	Run 1									
							Run 2									
3	5	9420072	SANDBECH Staale	NOR	G	1993	Run 1									
							Run 2									
4	1	9100565	PARROT Max	CAN	G	1994	Run 1									
							Run 2									
5	4	9531130	CORNING Chris	USA	G	1999	Run 1									
							Run 2									
6	13	9530894	MACK Kyle	USA	G	1997	Run 1									
							Run 2									
7	9	9531135	GERARD Redmond	USA	R	2000	Run 1									
							Run 2									
8	12	9300742	OKUBO Yuri	JPN	G	2000	Run 1									
							Run 2									
9	17	9290315	MAFFEI Alberto	ITA	R	1995	Run 1									
							Run 2									
10	34	9510319	THOENEN Moritz	SUI	R	1996	Run 1									
							Run 2									
11	20	9510290	SCHAERER Michael	SUI	R	1996	Run 1									
							Run 2									
12	33	9150120	HORAK Petr	CZE	R	1991	Run 1									
							Run 2									
13	24	9180149	RINNEKANGAS Rene	FIN	R	1999	Run 1									
							Run 2									
14	37	9320133	LEE Minsik	KOR	R	2000	Run 1									
							Run 2									
15	29	9500081	MATTSSON Niklas	SWE	R	1992	Run 1									
							Run 2									
16	25	9510438	HUBER Nicolas	SUI	G	1995	Run 1									
							Run 2									
17	28	9220047	COULTAS Rowan	GBR	G	1997	Run 1									
							Run 2									



Start List

스타트 리스트 / Liste de départ

BA

Start Order	Bib	FIS Code	Name	NOC Code	YB	Run	J1	J2	J3	J4	J5	J6	Score	Best Score	Tie	Race Points
18	21	9050251	MILLAUER Clemens	AUT	R	1994	Run 1									
							Run 2									

Forerunners:																
F1 -	WON Youngkyo		KOR	F2 -	KIM Gyeonguk		KOR	F3 -	LEE Joonsik		KOR					

Progression system: The top 6 competitors (based on best run) from each heat advance to the Final.

Legend:																
G	Goofy		J	Judge		R	Regular		YB	Year of Birth						



Start List

스타트 리스트 / Liste de départ

BA

Jury				Technical Data			
FIS Contest Director	MORESI Roberto	FIS		Course Name	PyeongChang Big Air		
FIS Technical Delegate	ARNOLD Roman	SUI		In-Run Length / Pitch	73m / 39°		
Head Judge	JENNINGS Matt	USA		Take-off to Knoll	19.5m		
Start Referee	KIM Miri	KOR		Jump Height	4.85m		
Finish Referee	SONG Jina	KOR		Landing Pitch	38°		
Chief of Competition	BAIK Jongsuk	KOR					
Officials				Judges			
Course Supervisor				Judge 1	SUMATIC Iztok	SLO	
Chief of Course	LEE Seok-Youn	KOR		Judge 2	BEUTLER Christian	SUI	
Course Designer & Builder	SCHEUMANN Dirk	GER		Judge 3	HASHIMOTO Ryo	JPN	
				Judge 4	MANNING Connor	USA	
				Judge 5	MUNZ Stefan	GER	
				Judge 6	MACDONALD John	CAN	

Number of Competitors: 18, Number of NOCs: 11

Start Order	Bib	FIS Code	Name	NOC Code	YB	Run	J1	J2	J3	J4	J5	J6	Score	Best Score	Tie	Race Points
1	14	9180063	TONTERI Roope	FIN	G	1992	Run 1									
							Run 2									
2	15	9410042	GARCIA KNIGHT Carlos	NZL	R	1997	Run 1									
							Run 2									
3	2	9420145	KLEVELAND Marcus	NOR	G	1999	Run 1									
							Run 2									
4	6	9420060	BERGREM Torgeir	NOR	G	1991	Run 1									
							Run 2									
5	10	9180120	JARVILLEHTO Kalle	FIN	R	1995	Run 1									
							Run 2									
6	3	9100228	McMORRIS Mark	CAN	R	1993	Run 1									
							Run 2									
7	7	9100477	TOUTANT Sebastien	CAN	G	1992	Run 1									
							Run 2									
8	11	9510288	BOESIGER Jonas	SUI	R	1995	Run 1									
							Run 2									
9	22	9060003	de BUCK Sebbe	BEL	G	1995	Run 1									
							Run 2									
10	30	9060009	VANDEWEYER Stef	BEL	G	1999	Run 1									
							Run 2									
11	19	9300815	KUNITAKE Hiroaki	JPN	G	2002	Run 1									
							Run 2									
12	27	9220032	MORGAN Billy	GBR	G	1989	Run 1									
							Run 2									
13	26	9530618	STASSEL Ryan	USA	R	1992	Run 1									
							Run 2									
14	36	9030045	SCHMITT Matias	ARG	G	1991	Run 1									
							Run 2									
15	23	9480392	MAMAEV Anton	OAR	G	1997	Run 1									
							Run 2									
16	18	9100475	NICHOLSON Tyler	CAN	R	1995	Run 1									
							Run 2									
17	32	9480582	KHADARIN Vlad	OAR	R	1998	Run 1									
							Run 2									



Start List

스타트 리스트 / Liste de départ

BA

Start Order	Bib	FIS Code	Name	NOC Code	YB	Run	J1	J2	J3	J4	J5	J6	Score	Best Score	Tie	Race Points
18	35	1184978	PIIROINEN Peetu	FIN	G	1988	Run 1									
							Run 2									

Forerunners:																
F1 - WON Youngkyo				KOR		F2 - KIM Gyeonguk				KOR		F3 - LEE Joonsik				KOR

Progression system: The top 6 competitors (based on best run) from each heat advance to the Final.

Legend:																
G	Goofy			J	Judge			R	Regular			YB	Year of Birth			



Results

경기결과 / Résultats

BA

Jury				Technical Data			
FIS Contest Director	MORESI Roberto	FIS		Course Name	PyeongChang Big Air		
FIS Technical Delegate	ARNOLD Roman	SUI		In-Run Length / Pitch	73m / 39°		
Head Judge	JENNINGS Matt	USA		Take-off to Knoll	19.5m		
Start Referee	KIM Miri	KOR		Jump Height	4.85m		
Finish Referee	SONG Jina	KOR		Landing Pitch	38°		
Chief of Competition	BAIK Jongsuk	KOR					
Officials				Judges			
Course Supervisor				Judge 1	SUMATIC Iztok	SLO	
Chief of Course	LEE Seok-Youn	KOR		Judge 2	BEUTLER Christian	SUI	
Course Designer & Builder	SCHEUMANN Dirk	GER		Judge 3	HASHIMOTO Ryo	JPN	
				Judge 4	MANNING Connor	USA	
				Judge 5	MUNZ Stefan	GER	
				Judge 6	MACDONALD John	CAN	

Number of Competitors: 36, Number of NOCs: 16

Rank	Bib	FIS Code	Name	NOC Code	YB	Run	J1	J2	J3	J4	J5	J6	Score	Best Score	Tie	Race Points
------	-----	----------	------	----------	----	-----	----	----	----	----	----	----	-------	------------	-----	-------------

QUALIFIED TO FINAL

From heat 1

1	1	9100565	PARROT Max	CAN	G	1994	Run 1	94	90	90	89	88	88	89.25	92.50		
							Run 2	93	93	93	92	92	92	92.50			
2	29	9500081	MATTSSON Niklas	SWE	R	1992	Run 1	60	58	53	52	52	52	53.75	90.00		
							Run 2	90	90	87	93	90	90	90.00			
3	13	9530894	MACK Kyle	USA	G	1997	Run 1	83	88	87	88	87	87	87.25	88.75		
							Run 2	87	89	89	89	88	90	88.75			
4	4	9531130	CORNING Chris	USA	G	1999	Run 1	84	85	82	87	86	90	85.00	88.00		
							Run 2	82	86	88	89	89	94	88.00			
5	20	9510290	SCHAERER Michael	SUI	R	1996	Run 1	89	86	86	87	86	94	87.00	87.00		
							Run 2	50	44	44	42	44	46	44.00			
6	9	9531135	GERARD Redmond	USA	R	2000	Run 1	82	80	80	85	82	84	82.00	85.00		
							Run 2	84	84	85	86	85	88	85.00			

From heat 2

1	15	9410042	GARCIA KNIGHT Carlos	NZL	R	1997	Run 1	93	89	88	88	88	90	88.75	97.50		
							Run 2	98	98	98	97	97	97	97.50			
2	11	9510288	BOESIGER Jonas	SUI	R	1995	Run 1	97	96	96	96	95	96	96.00	96.00		
							Run 2	25	36	35	35	35	38	35.25			
3	3	9100228	McMORRIS Mark	CAN	R	1993	Run 1	94	88	90	89	89	88	89.00	95.75		
							Run 2	95	92	97	96	96	96	95.75			
4	6	9420060	BERGREM Torgeir	NOR	G	1991	Run 1	96	94	94	95	94	94	94.25	94.25		
							Run 2	75	59	60	65	54	54	59.50			
5	7	9100477	TOUTANT Sebastien	CAN	G	1992	Run 1	92	90	86	91	91	92	91.00	91.00		
							Run 2	43	39	49	49	50	34	45.00			
6	27	9220032	MORGAN Billy	GBR	G	1989	Run 1	87	88	89	88	87	84	87.50	90.50		
							Run 2	94	88	90	91	90	91	90.50			

NOT QUALIFIED

13	18	9100475	NICHOLSON Tyler	CAN	R	1995	Run 1	89	87	87	88	87	86	87.25	89.25		
							Run 2	90	87	88	90	89	90	89.25			
14	35	1184978	PIIROINEN Peetu	FIN	G	1988	Run 1	45	46	45	42	40	42	43.50	87.25		
							Run 2	87	86	89	89	87	84	87.25			



Results

경기결과 / Résultats

BA

Rank	Bib	FIS Code	Name	NOC Code	YB	Run	J1	J2	J3	J4	J5	J6	Score	Best Score	Tie	Race Points
15	14	9180063	TONTERI Roope	FIN	G	1992	Run 1	88	87	85	87	86	86	86.50		86.50
							Run 2	46	48	46	48	48	47.50			
16	5	9420072	SANDBECH Staale	NOR	G	1993	Run 1	85	82	85	86	84	85	84.75		84.75
							Run 2	49	45	36	38	40	41.25			
17	28	9220047	COULTAS Rowan	GBR	G	1997	Run 1	80	79	81	84	81	82	81.00		84.50
							Run 2	85	83	84	85	84	86	84.50		
18	2	9420145	KLEVELAND Marcus	NOR	G	1999	Run 1	86	84	83	86	84	83	84.25		84.25
							Run 2	48	49	44	45	44	46.00			
18	12	9300742	OKUBO Yuri	JPN	G	2000	Run 1	84	83	84	86	84	85	84.25		84.25
							Run 2	48	46	40	40	43	44.25			
20	32	9480582	KHADARIN Vlad	OAR	R	1998	Run 1	90	83	82	85	85	82	83.75		83.75
							Run 2	84	75	77	80	80	79.25			
21	10	9180120	JARVILEHTO Kalle	FIN	R	1995	Run 1	84	82	84	84	83	84	83.25		83.25
							Run 2	38	46	47	45	43	44.75			
22	24	9180149	RINNEKANGAS Rene	FIN	R	1999	Run 1	65	41	43	45	46	40	43.75		83.00
							Run 2	83	82	83	85	83	83	83.00		
23	16	1224984	NICHOLLS Jamie	GBR	G	1993	Run 1	35	30	30	30	30	30	30.00		81.25
							Run 2	81	81	79	83	82	81	81.25		
24	17	9290315	MAFFEI Alberto	ITA	R	1995	Run 1	78	77	76	80	79	76	77.50		77.50
							Run 2	40	30	37	37	39	32	36.25		
25	25	9510438	HUBER Nicolas	SUI	G	1995	Run 1	72	75	70	84	80	80	76.75		76.75
							Run 2	42	44	44	43	47	54	44.50		
26	26	9530618	STASSEL Ryan	USA	R	1992	Run 1	39	44	40	40	39	33	39.50		76.25
							Run 2	79	72	72	77	78	78	76.25		
27	37	9320133	LEE Minsik	KOR	R	2000	Run 1	70	62	65	70	70	70	68.75		72.25
							Run 2	69	70	74	72	73	74	72.25		
28	30	9060009	VANDEWEYER Stef	BEL	G	1999	Run 1	58	60	65	60	62	62	61.00		61.00
							Run 2	28	25	26	37	38	27	29.50		
29	8	1064997	SMITS Seppe	BEL	G	1991	Run 1	50	54	50	50	50	50	50.00		59.25
							Run 2	63	60	60	57	56	60	59.25		
30	36	9030045	SCHMITT Matias	ARG	G	1991	Run 1	64	50	53	52	52	50	51.75		51.75
							Run 2	27	20	20	25	27	20	23.00		
31	21	9050251	MILLAUER Clemens	AUT	R	1994	Run 1	45	38	36	35	38	48	39.25		47.00
							Run 2	57	47	45	45	44	51	47.00		
32	23	9480392	MAMAEV Anton	OAR	G	1997	Run 1	29	29	25	30	34	28	29.00		42.75
							Run 2	52	53	46	36	37	30	42.75		
33	19	9300815	KUNITAKE Hiroaki	JPN	G	2002	Run 1	44	40	38	35	36	32	37.25		37.25
							Run 2	44	38	37	36	36	32	36.75		
34	22	9060003	de BUCK Sebbe	BEL	G	1995	Run 1	34	32	35	33	32	40	33.50		33.50
							Run 2	29	28	32	30	30	37	30.25		
	33	9150120	HORAK Petr	CZE	R	1991	Run 1							DNS		DNS
							Run 2							DNS		
	34	9510319	THOENEN Moritz	SUI	R	1996	Run 1							DNS		DNS
							Run 2							DNS		

Progression system: The top 6 competitors (based on best run) from each heat advance to the Final.



Results

경기결과 / Résultats

BA

Rank	Bib	FIS Code	Name	NOC Code	YB	Run	J1	J2	J3	J4	J5	J6	Score	Best Score	Tie	Race Points
------	-----	----------	------	----------	----	-----	----	----	----	----	----	----	-------	------------	-----	-------------

Forerunners:																
F1 - WON Youngkyo			KOR	F2 - KIM Gyeonguk			KOR	F3 - LEE Joonsik			KOR					

Conditions on course:																
Qualification: SUNNY			Snow Temperature: -15°C / 5°F					Air Temperature: -1.7°C /								

Legend:																
DNS	Did Not Start			G	Goofy			J	Judge			R	Regular			
YB	Year of Birth															



Alpensia Ski Jumping Centre

알펜시아 스키점프 센터
Centre de saut à ski d'Alpensia

PyeongChang 2018™



SAT 24 FEB

Start Time 11:00

Snowboard

스노보드 / Snowboard

Men's Big Air

남자 빅에어 / Big Air hommes



Results

경기결과 / Résultats

BA

Jury				Technical Data			
FIS Contest Director	MORESI Roberto	FIS		Course Name	PyeongChang Big Air		
FIS Technical Delegate	ARNOLD Roman	SUI		In-Run Length / Pitch	73m / 39°		
Head Judge	JENNINGS Matt	USA		Take-off to Knoll	19.5m		
Start Referee	KIM Miri	KOR		Jump Height	4.85m		
Finish Referee	SONG Jina	KOR		Landing Pitch	38°		
Chief of Competition	BAIK Jongsuk	KOR					
Officials				Judges			
Course Supervisor				Judge 1	SUMATIC Iztok	SLO	
Chief of Course	LEE Seok-Youn	KOR		Judge 2	BEUTLER Christian	SUI	
Course Designer & Builder	SCHEUMANN Dirk	GER		Judge 3	HASHIMOTO Ryo	JPN	
				Judge 4	MANNING Connor	USA	
				Judge 5	MUNZ Stefan	GER	
				Judge 6	MACDONALD John	CAN	

Number of Competitors: 36, Number of NOCs: 16

Rank	Bib	FIS Code	Name	NOC Code	YB	Run	J1	J2	J3	J4	J5	J6	Score	Best Score	Tie	Race Points
------	-----	----------	------	----------	----	-----	----	----	----	----	----	----	-------	------------	-----	-------------

RESULTS FROM FINALS

1	7	9100477	TOUTANT Sebastien	CAN	G	1992	Run 1	85	84	79	85	85	85	84.75	174.25		1000.00
							Run 2	91	91	92	87	87	89	89.50			
							Run 3							JNS			
2	13	9530894	MACK Kyle	USA	G	1997	Run 1	87	80	82	82	82	82	82.00	168.75		800.00
							Run 2	89	88	85	88	86	84	86.75			
							Run 3							JNS			
3	27	9220032	MORGAN Billy	GBR	G	1989	Run 1							JNS	168.00		600.00
							Run 2	83	87	87	80	80	80	82.50			
							Run 3	89	85	83	86	86	85	85.50			
4	4	9531130	CORNING Chris	USA	G	1999	Run 1	73	71	70	78	76	77	74.25	153.00		500.00
							Run 2	80	78	76	79	79	79	78.75			
							Run 3							JNS			
5	9	9531135	GERARD Redmond	USA	R	2000	Run 1	75	74	75	75	74	75	74.75	143.00		450.00
							Run 2							JNS			
							Run 3	69	67	72	68	68	68	68.25			
6	20	9510290	SCHAERER Michael	SUI	R	1996	Run 1							JNS	140.75		400.00
							Run 2	62	60	64	63	62	62	62.25			
							Run 3	84	80	78	77	79	77	78.50			
7	6	9420060	BERGREM Torgeir	NOR	G	1991	Run 1	90	89	89	88	88	87	88.50	131.00		360.00
							Run 2	37	40	45	44	44	42	42.50			
							Run 3							JNS			
8	11	9510288	BOESIGER Jonas	SUI	R	1995	Run 1	82	76	77	77	78	78	77.50	118.25		320.00
							Run 2							JNS			
							Run 3	55	40	39	42	40	41	40.75			
9	1	9100565	PARROT Max	CAN	G	1994	Run 1	88	82	80	86	86	86	85.00	117.75		290.00
							Run 2							JNS			
							Run 3	34	32	33	30	32	35	32.75			
10	3	9100228	McMORRIS Mark	CAN	R	1993	Run 1	40	38	40	42	42	40	40.50	72.50		260.00
							Run 2							JNS			
							Run 3	20	18	20	50	38	54	32.00			
11	15	9410042	GARCIA KNIGHT Carlos	NZL	R	1997	Run 1							JNS	54.25		240.00
							Run 2							JNS			
							Run 3	59	52	55	55	52	55	54.25			



Results

경기결과 / Résultats

BA

Rank	Bib	FIS Code	Name	NOC Code	YB	Run	J1	J2	J3	J4	J5	J6	Score	Best Score	Tie	Race Points	
12	29	9500081	MATTSSON Niklas	SWE	R	1992	Run 1	38	36	35	37	36	35	36.00	36.00		220.00
							Run 2							DNS			
							Run 3							DNS			
RESULTS FROM QUALIFICATION																	
13	18	9100475	NICHOLSON Tyler	CAN	R	1995	Run 1	89	87	87	88	87	86	87.25	89.25		200.00
							Run 2	90	87	88	90	89	90	89.25			
14	35	1184978	PIIROINEN Peetu	FIN	G	1988	Run 1	45	46	45	42	40	42	43.50	87.25		180.00
							Run 2	87	86	89	89	87	84	87.25			
15	14	9180063	TONTERI Roope	FIN	G	1992	Run 1	88	87	85	87	86	86	86.50	86.50		160.00
							Run 2	46	48	46	48	48	48	47.50			
16	5	9420072	SANDBECH Staale	NOR	G	1993	Run 1	85	82	85	86	84	85	84.75	84.75		150.00
							Run 2	49	45	36	38	40	42	41.25			
17	28	9220047	COULTAS Rowan	GBR	G	1997	Run 1	80	79	81	84	81	82	81.00	84.50		140.00
							Run 2	85	83	84	85	84	86	84.50			
18	2	9420145	KLEVELAND Marcus	NOR	G	1999	Run 1	86	84	83	86	84	83	84.25	84.25		130.00
							Run 2	48	49	44	45	44	47	46.00			
18	12	9300742	OKUBO Yuri	JPN	G	2000	Run 1	84	83	84	86	84	85	84.25	84.25		130.00
							Run 2	48	46	40	40	43	48	44.25			
20	32	9480582	KHADARIN Vlad	OAR	R	1998	Run 1	90	83	82	85	85	82	83.75	83.75		110.00
							Run 2	84	75	77	80	80	80	79.25			
21	10	9180120	JARVILLEHTO Kalle	FIN	R	1995	Run 1	84	82	84	84	83	84	83.25	83.25		100.00
							Run 2	38	46	47	45	43	45	44.75			
22	24	9180149	RINNEKANGAS Rene	FIN	R	1999	Run 1	65	41	43	45	46	40	43.75	83.00		90.00
							Run 2	83	82	83	85	83	83	83.00			
23	16	1224984	NICHOLLS Jamie	GBR	G	1993	Run 1	35	30	30	30	30	30	30.00	81.25		80.00
							Run 2	81	81	79	83	82	81	81.25			
24	17	9290315	MAFFEI Alberto	ITA	R	1995	Run 1	78	77	76	80	79	76	77.50	77.50		70.00
							Run 2	40	30	37	37	39	32	36.25			
25	25	9510438	HUBER Nicolas	SUI	G	1995	Run 1	72	75	70	84	80	80	76.75	76.75		60.00
							Run 2	42	44	44	43	47	54	44.50			
26	26	9530618	STASSEL Ryan	USA	R	1992	Run 1	39	44	40	40	39	33	39.50	76.25		50.00
							Run 2	79	72	72	77	78	78	76.25			
27	37	9320133	LEE Minsik	KOR	R	2000	Run 1	70	62	65	70	70	70	68.75	72.25		45.00
							Run 2	69	70	74	72	73	74	72.25			
28	30	9060009	VANDEWEYER Stef	BEL	G	1999	Run 1	58	60	65	60	62	62	61.00	61.00		40.00
							Run 2	28	25	26	37	38	27	29.50			
29	8	1064997	SMITS Seppe	BEL	G	1991	Run 1	50	54	50	50	50	50	50.00	59.25		36.00
							Run 2	63	60	60	57	56	60	59.25			
30	36	9030045	SCHMITT Matias	ARG	G	1991	Run 1	64	50	53	52	52	50	51.75	51.75		32.00
							Run 2	27	20	20	25	27	20	23.00			
31	21	9050251	MILLAUER Clemens	AUT	R	1994	Run 1	45	38	36	35	38	48	39.25	47.00		28.00
							Run 2	57	47	45	45	44	51	47.00			
32	23	9480392	MAMAEV Anton	OAR	G	1997	Run 1	29	29	25	30	34	28	29.00	42.75		
							Run 2	52	53	46	36	37	30	42.75			



Results

경기결과 / Résultats

BA

Rank	Bib	FIS Code	Name	NOC Code	YB	Run	J1	J2	J3	J4	J5	J6	Score	Best Score	Tie	Race Points	
33	19	9300815	KUNITAKE Hiroaki	JPN	G	2002	Run 1	44	40	38	35	36	32	37.25	37.25		
							Run 2	44	38	37	36	36	32	36.75			
34	22	9060003	de BUCK Sebbe	BEL	G	1995	Run 1	34	32	35	33	32	40	33.50	33.50		
							Run 2	29	28	32	30	30	37	30.25			
	33	9150120	HORAK Petr	CZE	R	1991	Run 1							DNS	DNS		
							Run 2							DNS			
	34	9510319	THOENEN Moritz	SUI	R	1996	Run 1							DNS	DNS		
							Run 2							DNS			

Forerunners:

F1 - WON Youngkyo KOR F2 - KIM Gyeonguk KOR F3 - LEE Joonsik KOR

Conditions on course:

Qualification: SUNNY Snow Temperature: -15°C / 5°F Air Temperature: -1.7°C /
 Final: MEDIUM-LEVEL CLOUD Snow Temperature: -9°C / 15.8°F Air Temperature: -2°C / 28.4°F

Legend:

DNS Did Not Start **G** Goofy **J** Judge **JNS** Jump Not Scored
R Regular **YB** Year of Birth



Passion.Connected.
하나된 열정