


Official Results Book
SWIMMING

**BUENOS
AIRES
2018**



Feel the *future*



Version History

VERSION	DATE	CREATED BY	COMMENTS
V 1.0	12/10/2018	Maria Clara Pernas	First version

TABLE OF CONTENTS

- Version History
- Table of Contents
- Competition Format and Rules
- Medallists by Event
- Entry List by NOC
- Women
 - Women's 50m Freestyle
 - Entry List by Event (Individual)
 - Medallists
 - Results - Final
 - Results Summary - Semifinals
 - Results Summary - Heats
 - Women's 100m Freestyle
 - Entry List by Event (Individual)
 - Medallists
 - Results - Final
 - Results Summary - Semifinals
 - Results Summary - Heats
 - Women's 200m Freestyle
 - Entry List by Event (Individual)
 - Medallists
 - Results - Final
 - Results Summary - Heats
 - Women's 400m Freestyle
 - Entry List by Event (Individual)
 - Medallists
 - Results - Final
 - Results - Swim-Off Heats
 - Results Summary - Heats
 - Official Communication
 - Sport Communication
 - Women's 800m Freestyle
 - Entry List by Event (Individual)
 - Medallists
 - Results - Final
 - Women's 50m Backstroke
 - Entry List by Event (Individual)
 - Medallists
 - Results - Final
 - Results Summary - Semifinals
 - Results Summary - Heats

- Women's 100m Backstroke
 - Entry List by Event (Individual)
 - Medallists
 - Results - Final
 - Results Summary - Semifinals
 - Results Summary - Heats
- Women's 200m Backstroke
 - Entry List by Event (Individual)
 - Medallists
 - Results - Final
 - Results Summary - Heats
- Women's 50m Breaststroke
 - Entry List by Event (Individual)
 - Medallists
 - Results - Final
 - Results Summary - Semifinals
 - Results Summary - Heats
- Women's 100m Breaststroke
 - Entry List by Event (Individual)
 - Medallists
 - Results - Final
 - Results Summary - Semifinals
 - Results Summary - Heats
- Women's 200m Breaststroke
 - Entry List by Event (Individual)
 - Medallists
 - Results - Final
 - Results Summary - Heats
- Women's 50m Butterfly
 - Entry List by Event (Individual)
 - Medallists
 - Results - Final
 - Results - Swim-Off Semifinals
 - Results Summary - Semifinals
 - Results Summary - Heats
- Women's 100m Butterfly
 - Entry List by Event (Individual)
 - Medallists
 - Results - Final
 - Results Summary - Semifinals
 - Results Summary - Heats
- Women's 200m Butterfly
 - Entry List by Event (Individual)
 - Medallists
 - Results - Final
 - Results Summary - Heats
- Women's 200m Individual Medley
 - Entry List by Event (Individual)
 - Medallists

- Results - Final
- Results Summary - Heats
- Women's 4 x 100m Freestyle Relay
 - Entry List by Event (Relay)
 - Medallists
 - Results - Final
- Women's 4 x 100m Medley Relay
 - Entry List by Event (Relay)
 - Medallists
 - Results - Final

- Men

- Men's 50m Freestyle
 - Entry List by Event (Individual)
 - Medallists
 - Results - Final
 - Results - Swim-Off Semifinals
 - Results Summary - Semifinals
 - Results Summary - Heats
- Men's 100m Freestyle
 - Entry List by Event (Individual)
 - Medallists
 - Results - Final
 - Results Summary - Semifinals
 - Results Summary - Heats
- Men's 200m Freestyle
 - Entry List by Event (Individual)
 - Medallists
 - Results - Final
 - Results - Swim-Off Heats
 - Results Summary - Heats
 - Official Communication
 - Sport Communication
- Men's 400m Freestyle
 - Entry List by Event (Individual)
 - Medallists
 - Results - Final
 - Results Summary - Heats
- Men's 800m Freestyle
 - Entry List by Event (Individual)
 - Medallists
 - Results - Final
- Men's 50m Backstroke
 - Entry List by Event (Individual)
 - Medallists
 - Results - Final
 - Results Summary - Semifinals
 - Results Summary - Heats
- Men's 100m Backstroke

- Entry List by Event (Individual)
- Medallists
- Results - Final
- Results Summary - Semifinals
- Results Summary - Heats
- Men's 200m Backstroke
 - Entry List by Event (Individual)
 - Medallists
 - Results - Final
 - Results Summary - Heats
- Men's 50m Breaststroke
 - Entry List by Event (Individual)
 - Medallists
 - Results - Final
 - Results Summary - Semifinals
 - Results Summary - Heats
- Men's 100m Breaststroke
 - Entry List by Event (Individual)
 - Medallists
 - Results - Final
 - Results Summary - Semifinals
 - Results Summary - Heats
- Men's 200m Breaststroke
 - Entry List by Event (Individual)
 - Medallists
 - Results - Final
 - Results Summary - Heats
- Men's 50m Butterfly
 - Entry List by Event (Individual)
 - Medallists
 - Results - Final
 - Results Summary - Semifinals
 - Results Summary - Heats
- Men's 100m Butterfly
 - Entry List by Event (Individual)
 - Medallists
 - Results - Final
 - Results - Swim-Off Semifinals
 - Results Summary - Semifinals
 - Results Summary - Heats
- Men's 200m Butterfly
 - Entry List by Event (Individual)
 - Medallists
 - Results - Final
 - Results Summary - Heats
- Men's 200m Individual Medley
 - Entry List by Event (Individual)
 - Medallists
 - Results - Final

Buenos Aires 2018



- Results Summary - Heats
- Men's 4 x 100m Freestyle Relay
 - Entry List by Event (Relay)
 - Medallists
 - Results - Final
- Men's 4 x 100m Medley Relay
 - Entry List by Event (Relay)
 - Medallists
 - Results - Final
 - Results Summary - Heats
- Mixed
 - Mixed 4 x 100m Freestyle Relay
 - Entry List by Event (Relay)
 - Medallists
 - Results - Final
 - Results Summary - Heats
 - Mixed 4 x 100m Medley Relay
 - Entry List by Event (Relay)
 - Medallists
 - Results - Final
 - Results Summary - Heats

Buenos Aires 2018





Competition Format and Rules

Formato y reglas de la competencia / Format et règles de compétition

As of SAT 17 SEP 2018

Youth Olympic Competition Format

The Swimming competition at the Summer Youth Olympic Games Buenos Aires 2018 consists of individual events, team relay events (single gender) and team relay events (mixed gender). There are 36 events in total (17 women's events, 17 men's events and 2 mixed events) as follows:

Women's Events	Men's Events
50m Freestyle	50m Freestyle
100m Freestyle	100m Freestyle
200m Freestyle	200m Freestyle
400m Freestyle	400m Freestyle
800m Freestyle	800m Freestyle
50m Backstroke	50m Backstroke
100m Backstroke	100m Backstroke
200m Backstroke	200m Backstroke
50m Breaststroke	50m Breaststroke
100m Breaststroke	100m Breaststroke
200m Breaststroke	200m Breaststroke
50m Butterfly	50m Butterfly
100m Butterfly	100m Butterfly
200m Butterfly	200m Butterfly
200m Individual Medley	200m Individual Medley
4 x 100m Freestyle Relay	4 x 100m Freestyle Relay
4 x 100m Medley Relay	4 x 100m Medley Relay
Mixed Events	
4 x 100m Freestyle Relay	
4 x 100m Medley Relay	

Individual events of 50m and 100m consist of Heats, Semifinals and Final phases. The top 16 swimmers will advance from the heats to the semifinals, and the top eight swimmers will advance from the semifinals to the final.

Individual events of 200m, 400m and the team relay events consist of Heats and Final phases. The top eight swimmers or teams will advance from the heats to the final.

Individual events of 800m consist of direct Finals. This is a single phase of one or more heats. All swimmers will be ranked according to their times.

Differences between the FINA World Junior Swimming Championships and the Summer Youth Olympic Games

There are no differences in the format or rules. The FINA World Junior Swimming Championships field contains more competitors and has several longer distance events.

Changes since the Summer Youth Olympic Games Nanjing 2014

None

Sport Rules and Procedures



The Swimming competitions at the Summer Youth Olympic Games Buenos Aires 2018 will be held in accordance with the rules of the Fédération Internationale de Natation (FINA) Handbook and the Olympic Charter which is in force at the time of the competition.

Pursuant to the Olympic Charter, FINA assumes the responsibility for the technical control and direction of its sport at the Youth Olympic Games.

The Technical Officials for the competitions will be the FINA Bureau (Jury of Appeal), the FINA TSC Swimming Commission and judges from FINA affiliated federations.

A commission shall be appointed consisting of the Swimming Technical Delegate and the Chairman and Honorary Secretary of the Technical Swimming Committee.

Tie Break Rules


For individual and relay events ties for the last qualification or reserve position (from heats and semifinals) may be broken by swim-offs. The swim-off is treated as an additional phase. Otherwise, there are no tie-breaking rules for ranking.

Penalties / Disqualification Rules

The most common reasons for individual disqualification are false starts and illegal touches or kicks in breaststroke or butterfly. In relays, a common infraction is an early start during the exchange as detected by timing equipment.

Protests / Appeals

Protests may be filed against decisions taken by Referees. The Jury of Appeal is the FINA Bureau.



Medallists by Event

As of FRI 12 OCT 2018 at 20:00

AFTER 36 OF 36 EVENTS

Event	Date	Medal	Name	NOC Code
Men's 50m Freestyle	10 OCT 2018	Gold	CECCON Thomas	ITA
		Silver	MARKOV Daniil	RUS
		Bronze	SAMEH Abdelrahman	EGY
Men's 100m Freestyle	12 OCT 2018	Gold	MINAKOV Andrei	RUS
		Silver	KRASKA Jakub	POL
		Bronze	HANSON Robin	SWE
Men's 200m Freestyle	8 OCT 2018	Gold	MILAK Kristof	HUN
		Silver	HANSON Robin	SWE
		Bronze	LOKTEV Denis	ISR
Men's 400m Freestyle	7 OCT 2018	Gold	MILAK Kristof	HUN
		Silver	DE TULLIO Marco	ITA
		Bronze	YOSHIDA Keisuke	JPN
Men's 800m Freestyle	11 OCT 2018	Gold	NGUYEN Huy Hoang	VIE
		Silver	YOSHIDA Keisuke	JPN
		Bronze	DE TULLIO Marco	ITA
Men's 50m Backstroke	10 OCT 2018	Gold	KOLESNIKOV Kliment	RUS
		Silver	CECCON Thomas	ITA
		Bronze	HVAS Tomoe	NOR
Men's 100m Backstroke	8 OCT 2018	Gold	KOLESNIKOV Kliment	RUS
		Silver	MARTIN Daniel Cristian	ROU
		Bronze	CECCON Thomas	ITA
Men's 200m Backstroke	12 OCT 2018	Gold	KOLESNIKOV Kliment	RUS
		Silver	MARTIN Daniel Cristian	ROU
		Bronze	MARTOS BACARIZO Manuel	ESP
Men's 50m Breaststroke	12 OCT 2018	Gold	HOULIE Michael James	RSA
		Silver	SUN Jiajun	CHN
		Bronze	MILANOVICH Alexander	CAN
Men's 100m Breaststroke	8 OCT 2018	Gold	SUN Jiajun	CHN
		Silver	PETRASHOV Denis	KGZ
		Bronze	TANIGUCHI Taku	JPN
Men's 200m Breaststroke	10 OCT 2018	Gold	HANAGURUMA Yu	JPN
		Silver	THOMOGLOU Savvas	GRE
		Bronze	KALUSOWSKI Jan	POL
Men's 50m Butterfly	11 OCT 2018	Gold	MINAKOV Andrei	RUS
		Silver	HVAS Tomoe	NOR
		Silver	MARKOV Daniil	RUS
Men's 100m Butterfly	9 OCT 2018	Gold	MINAKOV Andrei	RUS
		Silver	MILAK Kristof	HUN
		Bronze	BURDISSO Federico	ITA
Men's 200m Butterfly	12 OCT 2018	Gold	MILAK Kristof	HUN
		Silver	KESIL Denys	UKR
		Bronze	BURDISSO Federico	ITA
Men's 200m Individual Medley	8 OCT 2018	Gold	HVAS Tomoe	NOR
		Silver	CECCON Thomas	ITA
		Bronze	KNOX Finlay	CAN



Medallists by Event

As of FRI 12 OCT 2018 at 20:00

AFTER 36 OF 36 EVENTS

Event	Date	Medal	Name	NOC Code
Men's 4x100m Freestyle	9 OCT 2018	Gold	KOLESNIKOV Kliment MARKOV Daniil GERASIMENKO Vladislav MINAKOV Andrei	RUS
		Silver	SETIN SARTORI Murilo MARTINS COSTA PEIXOTO Lucas CALVELO de SOUZA Andre Luiz PINHEIRO de SOUZA Vitor	BRA
		Bronze	BURDISSO Federico CECCON Thomas DE TULLIO Marco CALLONI Johannes	ITA
Men's 4x100m Medley Relay	10 OCT 2018	Gold	KOLESNIKOV Kliment GERASIMENKO Vladislav MINAKOV Andrei MARKOV Daniil	RUS
		Silver	WANG Guanbin SUN Jiajun SHEN Jiahao HONG Jinquan	CHN
		Bronze	KRASKA Jakub KALUSOWSKI Jan MAJERSKI Jakub KOZIEJKO Bartlomiej	POL
Women's 50m Freestyle	12 OCT 2018	Gold	SEEMANOVA Barbora	CZE
		Silver	YAMAMOTO Mayuka	JPN
		Bronze	YANG Junxuan	CHN
		Bronze	KLANCAR Neza	SLO
Women's 100m Freestyle	9 OCT 2018	Gold	SEEMANOVA Barbora	CZE
		Silver	YANG Junxuan	CHN
		Bronze	KLANCAR Neza	SLO
Women's 200m Freestyle	10 OCT 2018	Gold	KESELY Ajna	HUN
		Silver	YANG Junxuan	CHN
		Bronze	SEEMANOVA Barbora	CZE
Women's 400m Freestyle	12 OCT 2018	Gold	KESELY Ajna	HUN
		Silver	PIGNATIELLO Delfina Narella	ARG
		Bronze	KAHLER Marlene	AUT
Women's 800m Freestyle	9 OCT 2018	Gold	KESELY Ajna	HUN
		Silver	PIGNATIELLO Delfina Narella	ARG
		Bronze	KAHLER Marlene	AUT
Women's 50m Backstroke	11 OCT 2018	Gold	McKEOWN Kaylee	AUS
		Silver	VASKINA Daria	RUS
		Bronze	TOULI Lila	FRA
Women's 100m Backstroke	8 OCT 2018	Gold	VASKINA Daria	RUS
		Silver	McKEOWN Kaylee	AUS
		Bronze	WHITE Rhyan	USA
Women's 200m Backstroke	9 OCT 2018	Gold	SALCUTAN Tatiana	MDA
		Silver	BROAD Madison	CAN
		Bronze	McKEOWN Kaylee	AUS
Women's 50m Breaststroke	8 OCT 2018	Gold	SELEIKAITE Agne	LTU
		Silver	HODGES Chelsea	AUS
		Bronze	CELIK Tina	SLO



Medallists by Event

As of FRI 12 OCT 2018 at 20:00

AFTER 36 OF 36 EVENTS

Event	Date	Medal	Name	NOC Code
Women's 100m Breaststroke	10 OCT 2018	Gold	MAKAROVA Anastasia	RUS
		Silver	COYNE Niamh	IRL
		Bronze	TETEREVKOVA Kotryna	LTU
Women's 200m Breaststroke	12 OCT 2018	Gold	ASABA Shiori	JPN
		Silver	TETEREVKOVA Kotryna	LTU
		Bronze	WANG Heesong	KOR
Women's 50m Butterfly	10 OCT 2018	Gold	JUNEVIK Sara	SWE
		Silver	SHKURDAI Anastasiya	BLR
		Bronze	EGOROVA Polina	RUS
		Bronze	KOEHLER Angelina	GER
Women's 100m Butterfly	12 OCT 2018	Gold	EGOROVA Polina	RUS
		Silver	KOEHLER Angelina	GER
		Bronze	SHKURDAI Anastasiya	BLR
Women's 200m Butterfly	8 OCT 2018	Gold	BERECZ Blanka	HUN
		Silver	COETZEE Dune	RSA
		Bronze	RYAN Michaela	AUS
Women's 200m Individual Medley	7 OCT 2018	Gold	GORBENKO Anastasia	ISR
		Silver	CREVAR Anja	SRB
		Bronze	DUHAMEL Cyrielle	FRA
Women's 4x100m Freestyle	11 OCT 2018	Gold	KLEVANOVICH Elizaveta MAKAROVA Anastasia VASKINA Daria EGOROVA Polina	RUS
		Silver	TREVISAN RAURICH Rafaela VIEIRA Ana Carolina de CARVALHO PESSANHA Maria Luiza de GOEIJ Fernanda	BRA
		Bronze	KOJIMA Miku YAMAMOTO Mayuka IKEMOTO Nagisa ASABA Shiori	JPN
Women's 4x100m Medley Relay	8 OCT 2018	Gold	PENG Xuwei ZHENG Muyan LIN Xintong YANG Junxuan	CHN
		Silver	McKEOWN Kaylee HODGES Chelsea RYAN Michaela WEBB Abbey	AUS
		Bronze	VASKINA Daria MAKAROVA Anastasia EGOROVA Polina KLEVANOVICH Elizaveta	RUS



Medallists by Event

As of FRI 12 OCT 2018 at 20:00

AFTER 36 OF 36 EVENTS

Event	Date	Medal	Name	NOC Code
Mixed 4x100m Freestyle	7 OCT 2018	Gold	KOLESNIKOV Kliment MINAKOV Andrei EGOROVA Polina KLEVANOVICH Elizaveta GERASIMENKO Vladislav MAKAROVA Anastasia MARKOV Daniil VASKINA Daria	RUS
		Silver	MARTINS COSTA PEIXOTO Lucas VIEIRA Ana Carolina CALVELO de SOUZA Andre Luiz TREVISAN RAURICH Rafaela	BRA
		Bronze	SHEN Jiahao HONG Jinquan LIN Xintong YANG Junxuan	CHN
Mixed 4x100m Medley Relay	12 OCT 2018	Gold	WANG Guanbin SUN Jiajun LIN Xintong YANG Junxuan HONG Jinquan PENG Xuwei	CHN
		Silver	EGOROVA Polina MAKAROVA Anastasia MINAKOV Andrei KOLESNIKOV Kliment GERASIMENKO Vladislav KLEVANOVICH Elizaveta MARKOV Daniil	RUS
		Bronze	KOJIMA Miku TANIGUCHI Taku ISHIKAWA Shinnosuke IKEMOTO Nagisa HANAGURUMA Yu	JPN



Entry List by NOC

As of SAT 6 OCT 2018

NOC	Date of Birth	Height m / ft in	Event	Qualifying Time
ALG - Algeria				
ARDJOUNE Abdellah	21 FEB 2001	1.80 / 5'11	Men 50m Backstroke	26.10
			Men 100m Backstroke	55.89
			Men 200m Backstroke	2:03.01
BALAMANE Moncef Aymen	9 APR 2001	1.77 / 5'10	Men 50m Breaststroke	29.36
			Men 100m Breaststroke	1:03.77
			Men 200m Breaststroke	2:18.90
			Men 200m Butterfly	2:05.77
			Men 200m Individual Medley	2:06.23
ANT - Antigua & Barbuda				
MARTIN Lleyton	20 FEB 2002	1.75 / 5'9	Men 50m Butterfly	25.80
			Men 100m Butterfly	58.23
ARG - Argentina				
GONZALEZ PINERO Joaquin	6 NOV 2002		Men 200m Butterfly	2:08.78
			Men 200m Individual Medley	2:07.45
MENDEZ Juan Ignacio	29 SEP 2000		Men 200m Backstroke	2:05.27
ARM - Armenia				
BARSEGHYAN Artur	29 MAR 2002	1.92 / 6'4	Men 50m Freestyle	23.45
			Men 100m Freestyle	51.49
			Men 50m Butterfly	25.52
AUS - Australia				
BLACKBURN Lewis	8 FEB 2000	1.95 / 6'5	Men 50m Backstroke	26.38
			Men 100m Backstroke	56.28
			Men 200m Backstroke	2:03.97
BRINKWORTH Ashton	14 MAR 2000	1.77 / 5'10	Men 50m Freestyle	22.66
			Men 100m Freestyle	50.24
			Men 200m Freestyle	1:51.74
JACKSON Joseph	12 JAN 2000	1.91 / 6'3	Men 50m Freestyle	23.23
			Men 100m Freestyle	50.50
			Men 50m Butterfly	25.94
			Men 100m Butterfly	54.98
SWINBURN Stuart	23 JUN 2001	1.83 / 6'0	Men 100m Backstroke	56.65
			Men 200m Backstroke	2:01.34
AUT - Austria				
MIGLBAUER Marvin	12 MAY 2002	1.85 / 6'1	Men 50m Backstroke	26.16
			Men 100m Backstroke	56.67
			Men 200m Backstroke	2:07.71
BAH - Bahamas				
BASTIAN Izaak	3 JAN 2001	1.86 / 6'1	Men 50m Freestyle	23.25
			Men 50m Breaststroke	28.69
			Men 100m Breaststroke	1:02.91
			Men 200m Breaststroke	2:17.78
BAR - Barbados				
KIRBY Jack	24 JUL 2000	1.83 / 6'0	Men 50m Freestyle	23.46
			Men 100m Freestyle	50.97
			Men 50m Backstroke	26.07
			Men 100m Backstroke	56.19
WEEKES Luis Sebastian	10 APR 2000	1.83 / 6'0	Men 50m Breaststroke	29.13
			Men 100m Breaststroke	1:05.62
			Men 200m Individual Medley	2:07.37
BER - Bermuda				
LEGBAND Kai	1 JUN 2000	1.83 / 6'0	Men 50m Freestyle	23.43
			Men 100m Freestyle	51.94
BIH - Bosnia Herzegovina				
TAHIROVIC Fatih	29 MAY 2001	1.78 / 5'10	Men 50m Butterfly	24.90



Entry List by NOC

As of SAT 6 OCT 2018

NOC	Date of Birth	Height m / ft in	Event	Qualifying Time
BLR - Belarus				
KURACHKIN Kanstantsin	10 MAY 2000	1.91 / 6'3	Men 200m Freestyle	1:51.04
			Men 400m Freestyle	3:56.98
			Men 800m Freestyle	8:16.77
SHAMSHURIN Ivan	28 JUN 2001	1.85 / 6'1	Men 50m Butterfly	24.59
			Men 100m Butterfly	54.55
			Men 200m Butterfly	2:02.04
BOT - Botswana				
FREEMAN James Samuel	28 MAR 2001		Men 200m Freestyle	1:52.37
			Men 400m Freestyle	3:55.27
			Men 800m Freestyle	8:11.30
BRA - Brazil				
CALVELO de SOUZA A	11 AUG 2000	1.89 / 6'2	Men 50m Freestyle	22.58
			Men 100m Freestyle	49.34
MARTINS COSTA PEI.	5 SEP 2000	1.81 / 5'11	Men 50m Freestyle	22.86
			Men 100m Freestyle	49.66
			Men 200m Freestyle	1:48.85
PINHEIRO de SOUZA Vitor	1 DEC 2001	1.80 / 5'11	Men 50m Breaststroke	28.18
			Men 100m Breaststroke	1:02.45
			Men 200m Breaststroke	2:21.78
SETIN SARTORI Murilo	18 MAY 2002	1.81 / 5'11	Men 200m Freestyle	1:49.85
			Men 400m Freestyle	3:55.96
			Men 800m Freestyle	8:20.07
BRU - Brunei Darussalam				
SAMIL Nur Haziq	25 JAN 2001	1.68 / 5'6	Men 100m Freestyle	58.78
			Men 400m Freestyle	4:33.89
BUL - Bulgaria				
TODOROV Tihomir	12 JUL 2000	1.80 / 5'11	Men 50m Butterfly	24.76
			Men 100m Butterfly	53.93
			Men 200m Butterfly	2:02.23
YANCHEV Yordan	30 AUG 2001	1.82 / 6'0	Men 200m Freestyle	1:51.34
			Men 400m Freestyle	3:53.67
			Men 800m Freestyle	8:10.36
BUR - Burkina Faso				
BARRY Omar Fadel	2 JAN 2000	1.70 / 5'7	Men 50m Freestyle	
			Men 50m Breaststroke	
CAM - Cambodia				
POEUVPICHTRA Bunna	11 OCT 2002	1.68 / 5'6	Men 50m Freestyle	28.30
			Men 50m Butterfly	29.23
CAN - Canada				
KNOX Finlay	8 JAN 2001		Men 200m Breaststroke	2:17.60
			Men 200m Individual Medley	2:03.73
LIENDO Joshua	20 AUG 2002	1.85 / 6'1	Men 50m Freestyle	23.36
			Men 100m Freestyle	51.19
			Men 100m Butterfly	53.97
			Men 200m Butterfly	2:03.57
MILANOVICH Alexander	3 APR 2002	1.91 / 6'3	Men 50m Breaststroke	27.93
			Men 100m Breaststroke	1:02.82
SOMERSET Sebastian	15 JAN 2001	1.85 / 6'1	Men 50m Backstroke	26.14
			Men 100m Backstroke	56.02
			Men 200m Backstroke	2:00.12
CAY - Cayman Islands				
CROOKS Jordan	2 MAY 2002	1.75 / 5'9	Men 50m Freestyle	23.96
			Men 100m Freestyle	55.07



Entry List by NOC

As of SAT 6 OCT 2018

NOC	Date of Birth	Height m / ft in	Event	Qualifying Time
CGO - Congo				
BOYENGUE Eddie Corneille	6 OCT 2001	1.78 / 5'10	Men 50m Freestyle Men 50m Breaststroke	
CHI - Chile				
SCHNAPP Benjamin	11 MAY 2001	1.86 / 6'1	Men 50m Butterfly Men 100m Butterfly	25.50 56.53
VALDIVIESO MI	27 DEC 2000	1.80 / 5'11	Men 200m Butterfly Men 50m Freestyle	2:08.27 24.08
CHN - China				
HONG Jinquan	23 MAR 2003	1.82 / 6'0	Men 100m Freestyle Men 200m Freestyle Men 400m Freestyle	51.66 1:51.74 3:55.02
SHEN Jiahao	17 MAY 2001	1.80 / 5'11	Men 50m Butterfly Men 100m Butterfly Men 200m Butterfly	24.07 53.01 1:59.45
SUN Jiajun	1 AUG 2000	1.82 / 6'0	Men 50m Breaststroke Men 100m Breaststroke Men 200m Breaststroke	27.71 1:00.51 2:12.09
WANG Guanbin	2 MAY 2000	1.80 / 5'11	Men 50m Backstroke Men 100m Backstroke Men 200m Backstroke	25.44 54.74 2:00.23
COK - Cook Islands				
AITU Bede	11 OCT 2001	1.78 / 5'10	Men 50m Backstroke Men 100m Backstroke	29.12 1:02.46
COL - Colombia				
MORALES RESTREPO J	5 DEC 2000		Men 200m Freestyle	1:51.16
RINCON VELASCO Anthony	20 APR 2001		Men 50m Backstroke Men 200m Backstroke	26.66 2:04.31
CRC - Costa Rica				
SOLIS ROSALES David	22 JAN 2001	1.77 / 5'10	Men 100m Breaststroke Men 200m Breaststroke	1:04.74 2:21.69
CRO - Croatia				
KARACIC Dominik	9 JAN 2000	1.84 / 6'0	Men 50m Butterfly Men 100m Butterfly Men 200m Butterfly	24.71 54.69 2:01.44
MARIC Ognjen	4 NOV 2000	1.84 / 6'0	Men 200m Freestyle	1:50.08
CZE - Czech Republic				
HLOBEN Adam	2 MAY 2001	1.84 / 6'0	Men 200m Freestyle Men 400m Freestyle Men 200m Butterfly	1:52.18 3:58.35 2:00.65
LAHODA Jakub	10 MAR 2000	1.90 / 6'3	Men 200m Backstroke Men 200m Individual Medley	2:07.30 2:02.88
EGY - Egypt				
AHMED MOHAMED Mohamed	23 JUL 2000	1.80 / 5'11	Men 100m Butterfly Men 200m Butterfly	55.52 2:03.21
SAMEH Abdelrahman	9 MAR 2000	1.90 / 6'3	Men 50m Freestyle Men 50m Butterfly	22.61 23.70



Entry List by NOC

As of SAT 6 OCT 2018

NOC	Date of Birth	Height m / ft in	Event	Qualifying Time
ESP - Spain				
GIL CORBACHO Marcos	29 JAN 2000	1.84 / 6'0	Men 200m Freestyle	1:52.59
			Men 400m Freestyle	3:54.28
			Men 800m Freestyle	8:04.71
JULIA TOUS Ferran	7 JUL 2000	1.86 / 6'1	Men 400m Freestyle	3:54.71
			Men 800m Freestyle	8:02.56
MARTOS BACARIZO Manuel	31 OCT 2000	1.80 / 5'11	Men 50m Backstroke	26.58
			Men 100m Backstroke	55.88
			Men 200m Backstroke	2:00.16
SIRE FIGUERAS Ferran	11 JAN 2001	1.82 / 6'0	Men 100m Butterfly	57.16
			Men 200m Butterfly	2:01.08
EST - Estonia				
AHTIAINEN Alex	27 JAN 2001	1.82 / 6'0	Men 50m Butterfly	25.38
			Men 100m Butterfly	54.82
STSEGLOV Ivan	8 JUL 2000	1.88 / 6'2	Men 100m Backstroke	57.77
			Men 200m Backstroke	2:03.01
FIN - Finland				
BELFER Alexey	7 NOV 2000	1.94 / 6'4	Men 50m Freestyle	23.54
KALLSTROM Roni	18 MAY 2001	1.84 / 6'0	Men 50m Backstroke	26.81
			Men 100m Backstroke	57.32
			Men 200m Backstroke	2:08.35
FRA - France				
BEAUGRAND Paul	16 MAY 2000	1.81 / 5'11	Men 400m Freestyle	3:55.77
			Men 800m Freestyle	7:56.23
CAMBLONG Tommy-Lee	7 JUL 2001	1.73 / 5'8	Men 800m Freestyle	8:07.10
			Men 50m Butterfly	24.47
COMTE Serguei	11 FEB 2000	1.78 / 5'10	Men 100m Butterfly	53.49
			Men 50m Freestyle	23.41
			Men 100m Freestyle	50.45
DELICES Jean-Marc	19 MAR 2000	1.88 / 6'2	Men 50m Butterfly	24.34
GAB - Gabon				
AMBONGUILAT Tarann	30 SEP 2003	1.80 / 5'11	Men 50m Freestyle	32.20
GAM - Gambia				
SAINE Momodou Lamin	8 SEP 2000	1.70 / 5'7	Men 50m Freestyle	31.65
			Men 50m Breaststroke	36.93
GEQ - Equatorial Guinea				
AKUE Andres	8 AUG 2001	1.69 / 5'7	Men 50m Freestyle	
			Men 50m Breaststroke	
GER - Germany				
ARMBRUSTER Luca Nik	5 NOV 2001	1.94 / 6'4	Men 50m Butterfly	23.97
			Men 100m Butterfly	53.31
			Men 50m Butterfly	25.09
INGENRIETH Maurice	11 MAY 2000	1.85 / 6'1	Men 100m Butterfly	54.08
			Men 200m Butterfly	1:59.31
			Men 50m Freestyle	23.35
MIROSLAW Rafael	25 MAR 2001	1.85 / 6'1	Men 100m Freestyle	50.01
			Men 200m Freestyle	1:49.86
			Men 400m Freestyle	3:54.28
SCHMIDT Aaron	11 MAY 2000	1.75 / 5'9	Men 800m Freestyle	8:08.10
GHA - Ghana				
JACKSON Abeku	12 APR 2000	1.75 / 5'9	Men 50m Butterfly	24.58
			Men 100m Butterfly	54.74



Entry List by NOC

As of SAT 6 OCT 2018

NOC	Date of Birth	Height m / ft in	Event	Qualifying Time
GRE - Greece				
GEORGAKOPOULOS Andreas	9 SEP 2000	1.75 / 5'9"	Men 400m Freestyle	3:54.93
			Men 800m Freestyle	8:04.75
THOMOGLLOU Savvas	9 NOV 2001	1.86 / 6'1"	Men 200m Breaststroke	2:14.95
GRN - Grenada				
FELIX Delron	20 OCT 2000	0.52 / 1'8"	Men 50m Freestyle	24.28
			Men 100m Freestyle	53.14
GUI - Guinea				
BARRY Amadou Macka	6 DEC 2003		Men 50m Freestyle	32.60
GUY - Guyana				
SCOTT Daniel Micaiah	1 FEB 2000	1.83 / 6'0"	Men 200m Freestyle	2:07.73
			Men 50m Breaststroke	32.88
HKG - Hong Kong, China				
LIM Nicholas	1 APR 2001	1.78 / 5'10"	Men 50m Butterfly	25.51
			Men 100m Butterfly	54.99
			Men 200m Butterfly	2:04.39
MOK Marcus	22 JAN 2001	1.83 / 6'0"	Men 100m Backstroke	57.96
			Men 200m Backstroke	2:06.75
			Men 50m Breaststroke	29.86
			Men 100m Breaststroke	1:04.38
			Men 200m Breaststroke	2:15.77
			Men 200m Individual Medley	2:09.79
HUN - Hungary				
BOHM Sebestyen	23 FEB 2001	1.77 / 5'10"	Men 50m Breaststroke	28.88
			Men 100m Breaststroke	1:03.26
			Men 200m Breaststroke	2:16.35
KALMAR Akos	11 JAN 2000	1.85 / 6'1"	Men 200m Freestyle	1:51.26
			Men 400m Freestyle	3:50.03
			Men 800m Freestyle	7:55.41
MILAK Kristof	20 FEB 2000	1.90 / 6'3"	Men 100m Freestyle	49.08
			Men 200m Freestyle	1:47.19
			Men 400m Freestyle	3:50.00
			Men 50m Butterfly	23.72
			Men 100m Butterfly	50.62
			Men 200m Butterfly	1:53.79
ZOMBORI Gabor	8 OCT 2002	1.85 / 6'1"	Men 50m Backstroke	26.15
			Men 100m Backstroke	55.30
			Men 200m Backstroke	1:59.87
			Men 200m Individual Medley	2:05.75
INA - Indonesia				
ARYALINGGA Azel Zelmi	10 JUN 2001	1.70 / 5'7"	Men 200m Butterfly	2:04.82
TANGKAS Farrel Armandio	22 DEC 2001	1.70 / 5'7"	Men 200m Backstroke	2:03.60
IND - India				
NATARAJ Srihari	16 JAN 2001	1.89 / 6'2"	Men 50m Backstroke	26.31
			Men 100m Backstroke	56.41
			Men 200m Backstroke	2:03.17
PAGE Advait	16 NOV 2001	1.78 / 5'10"	Men 800m Freestyle	8:10.22
IRI - Islamic Rep. of Iran				
YAVARI FOROUSHANI	4 MAY 2000	1.76 / 5'9"	Men 100m Freestyle	52.72
IRL - Ireland				
POWELL Robbie	28 JAN 2000	1.79 / 5'10"	Men 50m Freestyle	23.26
			Men 100m Freestyle	50.24
			Men 50m Butterfly	25.19



Entry List by NOC

As of SAT 6 OCT 2018

NOC	Date of Birth	Height m / ft in	Event	Qualifying Time
ISL - Iceland				
KARLSSON Brynjolfur Oli	24 JUL 2001		Men 50m Backstroke	27.51
			Men 200m Backstroke	2:09.38
ISR - Israel				
COHEN GROUMI Gal	22 APR 2002		Men 50m Freestyle	24.33
			Men 50m Butterfly	25.42
			Men 100m Butterfly	54.39
			Men 200m Individual Medley	2:03.13
LOKTEV Denis	6 APR 2000		Men 100m Freestyle	49.95
			Men 200m Freestyle	1:47.78
			Men 400m Freestyle	3:52.90
ISV - Virgin Islands, US				
ODLUM Ky	16 JAN 2002	1.85 / 6'1	Men 100m Freestyle	56.19
			Men 100m Butterfly	1:00.63
ITA - Italy				
BURDISSO Federico	20 SEP 2001	1.75 / 5'9	Men 50m Freestyle	22.79
			Men 200m Freestyle	1:51.77
			Men 50m Butterfly	24.15
			Men 100m Butterfly	51.73
			Men 200m Butterfly	1:56.40
CALLONI Johannes	3 JAN 2000	1.85 / 6'1	Men 400m Freestyle	3:51.14
			Men 800m Freestyle	7:56.50
CECCON Thomas	27 JAN 2001	1.86 / 6'1	Men 50m Freestyle	22.76
			Men 100m Freestyle	50.83
			Men 50m Backstroke	25.45
			Men 100m Backstroke	53.94
			Men 50m Butterfly	24.50
			Men 200m Individual Medley	2:00.43
DE TULLIO Marco	21 SEP 2000	1.80 / 5'11	Men 200m Freestyle	1:49.97
			Men 400m Freestyle	3:51.73
			Men 800m Freestyle	8:03.38
JOR - Jordan				
AL-WIR Amro Basil Issa	23 JAN 2001	1.81 / 5'11	Men 50m Breaststroke	29.56
			Men 200m Breaststroke	2:16.15
BEDOUR MOM	23 SEP 2000	1.85 / 6'1	Men 50m Freestyle	23.53
			Men 100m Freestyle	51.05
JPN - Japan				
HANAGURUMA Yu	28 JAN 2000	1.81 / 5'11	Men 50m Breaststroke	28.34
			Men 100m Breaststroke	1:01.86
			Men 200m Breaststroke	2:10.88
ISHIKAWA Shinnosuke	8 DEC 2000	1.69 / 5'7	Men 50m Butterfly	24.38
			Men 100m Butterfly	52.44
			Men 200m Butterfly	2:02.22
TANIGUCHI Taku	26 SEP 2001	1.79 / 5'10	Men 50m Breaststroke	27.84
			Men 100m Breaststroke	1:01.09
			Men 200m Breaststroke	2:14.69
YOSHIDA Keisuke	17 APR 2000	1.82 / 6'0	Men 200m Freestyle	1:48.90
			Men 400m Freestyle	3:48.69
			Men 800m Freestyle	8:03.92
KAZ - Kazakhstan				
OKHOTINSKIY Alen	17 NOV 2001	1.91 / 6'3	Men 50m Freestyle	23.82
SHATSKOV Kirill	18 SEP 2000	1.91 / 6'3	Men 100m Freestyle	52.34
			Men 50m Butterfly	25.78



Entry List by NOC

As of SAT 6 OCT 2018

NOC	Date of Birth	Height m / ft in	Event	Qualifying Time
KGZ - Kyrgyzstan				
PETRASHOV Denis	1 FEB 2000	1.92 / 6'4	Men 50m Breaststroke	28.56
			Men 100m Breaststroke	1:01.42
			Men 200m Breaststroke	2:12.62
SHULIKO Vladislav	31 MAY 2000		Men 100m Butterfly	55.52
KOR - Republic of Korea				
LEE Yooyeon	4 SEP 2000		Men 50m Freestyle	23.66
			Men 100m Freestyle	50.09
			Men 200m Freestyle	1:51.11
PARK Junghun	18 MAR 2001	1.74 / 5'9	Men 100m Butterfly	54.82
			Men 200m Butterfly	1:58.86
KSA - Saudi Arabia				
BUARISSH Yousif Habib	25 NOV 2000	1.75 / 5'9	Men 50m Butterfly	25.06
KUW - Kuwait				
ALSHAMROUKH Saoud	20 JUN 2003	1.70 / 5'7	Men 50m Freestyle	
LAT - Latvia				
RUDAVS Didzis	10 MAY 2001	1.89 / 6'2	Men 50m Breaststroke	28.19
			Men 100m Breaststroke	1:04.07
SILINS Janis Vitauts	19 JUN 2000	1.82 / 6'0	Men 100m Breaststroke	1:03.59
			Men 200m Breaststroke	2:17.94
LBN - Lebanon				
EL GHAZIRI Ramy	18 FEB 2003	1.87 / 6'2	Men 100m Backstroke	57.73
LCA - Saint Lucia				
ODLUM-SMITH JJ	11 JAN 2002		Men 100m Freestyle	55.01
			Men 50m Butterfly	26.23
LIE - Liechtenstein				
GREUTER Simon Aramis	3 SEP 2002	1.82 / 6'0	Men 50m Breaststroke	30.42
			Men 100m Breaststroke	1:06.67
LTU - Lithuania				
PAVLIDI Arijus	8 APR 2002	1.93 / 6'4	Men 50m Backstroke	26.65
			Men 200m Backstroke	2:02.39
TAUTKUS Alanas	26 JUN 2000	1.92 / 6'4	Men 50m Backstroke	26.62
			Men 100m Backstroke	56.67
			Men 200m Backstroke	2:04.92
LUX - Luxembourg				
SAUBER Bob	19 JUL 2001		Men 100m Freestyle	52.70
			Men 200m Freestyle	1:55.77
MAR - Morocco				
BOUTOUIL Samy Ahmed	3 OCT 2000	1.82 / 6'0	Men 50m Breaststroke	28.96
			Men 100m Butterfly	55.23
FLIYOU Ahmed Yassine	4 OCT 2001	1.86 / 6'1	Men 50m Breaststroke	28.95
MAS - Malaysia				
CHAHAL Arvin	15 DEC 2000	1.79 / 5'10	Men 400m Freestyle	4:04.40
			Men 200m Individual Medley	2:07.51
LOW Low Zheng Yong	8 NOV 2002	1.64 / 5'5	Men 50m Butterfly	25.97
			Men 100m Butterfly	56.88
			Men 200m Butterfly	2:03.36
			Men 200m Individual Medley	2:11.58
MAW - Malawi				
MACPHERSON Murray	12 JUL 2002	1.66 / 5'5	Men 50m Freestyle	28.66
			Men 800m Freestyle	9:37.38



Entry List by NOC

As of SAT 6 OCT 2018

NOC	Date of Birth	Height m / ft in	Event	Qualifying Time
MDA - Rep. of Moldova				
BORTNICOV Nichita	26 APR 2002	1.88 / 6'2	Men 200m Individual Medley	2:08.02
SEMIDETNOV Ivan	13 JUN 2001	1.87 / 6'2	Men 50m Freestyle	24.07
MDV - Maldives				
IBRAHIM Mubal Azzam	3 NOV 2000	1.54 / 5'1	Men 50m Freestyle	
			Men 100m Freestyle	
MEX - Mexico				
CRUZ ZUNIGA GR	20 MAY 2000		Men 50m Freestyle	23.07
			Men 100m Freestyle	50.92
			Men 200m Freestyle	1:54.39
			Men 50m Backstroke	26.50
			Men 100m Backstroke	57.78
			Men 50m Butterfly	24.95
			Men 100m Butterfly	55.32
PUENTE BUSTAMANTE	6 MAR 2001		Men 50m Freestyle	23.86
			Men 50m Breaststroke	29.01
			Men 100m Breaststroke	1:02.97
			Men 200m Breaststroke	2:17.12
MHL - Marshall Islands				
RANIS Daniel	22 AUG 2001	1.68 / 5'6	Men 50m Freestyle	29.90
			Men 100m Freestyle	1:10.80
MLI - Mali				
TOURE Ousmane	11 NOV 2002	1.42 / 4'8	Men 50m Butterfly	
			Men 100m Butterfly	
MLT - Malta				
SPITERI Rudi	16 APR 2002	1.75 / 5'9	Men 50m Freestyle	24.50
			Men 50m Butterfly	26.02
MON - Monaco				
PUYO Emilien	22 JAN 2003	1.74 / 5'9	Men 100m Butterfly	1:02.83
			Men 200m Butterfly	2:18.98
NED - Netherlands				
CORBEAU Caspar	3 APR 2001	1.95 / 6'5	Men 50m Breaststroke	28.36
			Men 100m Breaststroke	1:02.35
			Men 200m Breaststroke	2:14.13
DIJKSTRA Juri	28 FEB 2000	1.93 / 6'4	Men 50m Breaststroke	28.21
			Men 100m Breaststroke	1:02.58
SIMONS Kenzo	13 APR 2001	1.87 / 6'2	Men 50m Freestyle	22.71
			Men 50m Backstroke	25.65
NOR - Norway				
GRINDHEIM AK	7 APR 2000		Men 50m Breaststroke	28.31
			Men 100m Breaststroke	1:03.04
			Men 200m Breaststroke	2:17.04
HVAS Tomoe	1 JUN 2000		Men 50m Backstroke	25.55
			Men 100m Backstroke	56.93
			Men 50m Butterfly	23.59
			Men 100m Butterfly	52.71
			Men 200m Individual Medley	2:01.78
NZL - New Zealand				
PICKETT Michael	17 AUG 2002	1.82 / 6'0	Men 50m Freestyle	23.08
			Men 100m Freestyle	50.61
REID Zac	28 JAN 2000	1.84 / 6'0	Men 200m Freestyle	1:50.35
			Men 400m Freestyle	3:51.10
			Men 800m Freestyle	8:01.87



Entry List by NOC

As of SAT 6 OCT 2018

NOC	Date of Birth	Height m / ft in	Event	Qualifying Time
OMA - Oman				
FAYEZ SADR	24 FEB 2002		Men 50m Freestyle	28.55
			Men 100m Freestyle	1:03.81
PAR - Paraguay				
MATEOS Matheos	10 NOV 2000	1.85 / 6'1	Men 100m Freestyle	52.08
PER - Peru				
PASETA Adrian	17 MAR 2001	1.73 / 5'8	Men 100m Butterfly	57.12
			Men 200m Butterfly	2:03.79
PLE - Palestine				
QUMSIEH Andrew	27 FEB 2003	1.60 / 5'3	Men 50m Freestyle	
			Men 50m Butterfly	
PLW - Palau				
KEANE Noel	29 AUG 2002	1.75 / 5'9	Men 100m Freestyle	55.96
			Men 200m Freestyle	2:02.98
PNG - Papua New Guinea				
KALATE Leonard	6 APR 2000	1.76 / 5'9	Men 50m Breaststroke	30.67
			Men 100m Breaststroke	1:07.32
POL - Poland				
KALUSOWSKI Jan	12 MAR 2000	1.82 / 6'0	Men 50m Breaststroke	28.37
			Men 100m Breaststroke	1:02.10
			Men 200m Breaststroke	2:13.45
			Men 200m Individual Medley	2:03.70
KOZIEJKO Bartlomiej	28 FEB 2000	1.85 / 6'1	Men 400m Freestyle	3:54.16
			Men 800m Freestyle	8:05.46
KRASKA Jakub	19 APR 2000	1.95 / 6'5	Men 100m Freestyle	49.41
			Men 200m Freestyle	1:49.81
MAJERSKI Jakub	18 AUG 2000	1.84 / 6'0	Men 50m Butterfly	25.07
			Men 100m Butterfly	52.64
			Men 200m Butterfly	2:02.86
POR - Portugal				
LOPES Jose	16 OCT 2000	1.87 / 6'2	Men 400m Freestyle	3:53.79
			Men 800m Freestyle	8:09.11
			Men 200m Individual Medley	2:02.55
SANTO Filipe	15 DEC 2000	1.92 / 6'4	Men 200m Freestyle	1:55.84
			Men 800m Freestyle	8:15.16
PUR - Puerto Rico				
ARROYO Jarod	2 JAN 2001	1.77 / 5'10	Men 200m Freestyle	1:51.76
			Men 400m Freestyle	3:58.83
			Men 200m Breaststroke	2:17.54
			Men 200m Butterfly	2:00.11
			Men 200m Individual Medley	2:02.37
QAT - Qatar				
AL-KHULAIFI Yacob	28 MAY 2001	1.65 / 5'5	Men 100m Butterfly	57.23
ROU - Romania				
MARTIN Daniel Cristian	5 OCT 2000	1.81 / 5'11	Men 100m Backstroke	53.52
			Men 200m Backstroke	1:58.37
			Men 100m Butterfly	52.94
RATIU George Adrian	23 APR 2000	1.95 / 6'5	Men 50m Freestyle	23.22
			Men 100m Freestyle	50.93
			Men 50m Butterfly	25.06



Entry List by NOC

As of SAT 6 OCT 2018

NOC	Date of Birth	Height m / ft in	Event	Qualifying Time
RSA - South Africa				
du PREEZ Ethan Mauritz	9 JUN 2003	2.80 / 9'2	Men 200m Butterfly	2:02.73
DUVENHAGE Hendrik Petrus	10 JUL 2001	1.87 / 6'2	Men 50m Backstroke	26.57
			Men 100m Backstroke	57.64
			Men 200m Backstroke	2:07.47
			Men 50m Butterfly	25.43
			Men 100m Butterfly	54.97
			Men 200m Individual Medley	2:06.19
HOULIE Michael James	27 JUN 2000		Men 50m Breaststroke	28.11
			Men 100m Breaststroke	1:01.49
			Men 200m Breaststroke	2:18.64
NORTJE Gabriel Pieter	29 JUN 2001	1.88 / 6'2	Men 50m Freestyle	23.12
			Men 100m Freestyle	50.81
RUS - Russian Federation				
GERASIMENKO Vladislav	26 APR 2001	1.80 / 5'11	Men 50m Breaststroke	27.77
			Men 100m Breaststroke	1:01.36
KOLEJNIKOV Kliment	9 JUL 2000	1.87 / 6'2	Men 50m Backstroke	24.46
			Men 100m Backstroke	52.97
			Men 200m Backstroke	1:55.14
MARKOV Daniil	21 APR 2000	1.92 / 6'4	Men 50m Freestyle	22.95
			Men 100m Freestyle	49.44
			Men 50m Butterfly	23.77
			Men 100m Butterfly	54.10
MINAKOV Andrei	17 MAR 2002	1.75 / 5'9	Men 100m Freestyle	49.24
			Men 50m Butterfly	23.53
			Men 100m Butterfly	51.84
SEN - Senegal				
NDIAYE Amadou	28 APR 2001		Men 400m Freestyle	4:13.31
			Men 800m Freestyle	8:40.61
SGP - Singapore				
ANG Maximillian Wei	19 MAR 2001	1.78 / 5'10	Men 50m Breaststroke	29.34
			Men 100m Breaststroke	1:04.22
			Men 200m Breaststroke	2:17.19
			Men 200m Individual Medley	2:07.13
ONG Jung Yi	15 MAR 2001	1.75 / 5'9	Men 50m Butterfly	24.98
			Men 100m Butterfly	53.92
			Men 200m Butterfly	1:59.76
SLE - Sierra Leone				
WYSE JJJ	24 MAR 2001	0.70 / 2'4	Men 50m Freestyle	29.71
SLO - Slovenia				
KORDEZ Gal	8 NOV 2000	1.84 / 6'0	Men 50m Butterfly	24.39
			Men 100m Butterfly	55.11
			Men 200m Butterfly	2:03.68
MOZE Matija	17 JAN 2000	1.80 / 5'11	Men 100m Breaststroke	1:04.91
			Men 200m Breaststroke	2:15.42
SMR - San Marino				
TAMAGNINI Raffaele	20 APR 2001	1.92 / 6'4	Men 50m Freestyle	24.63
			Men 100m Freestyle	55.15
SRB - Serbia				
BABIC Dusan	5 MAY 2000	1.80 / 5'11	Men 100m Freestyle	52.57
			Men 200m Freestyle	1:51.92
			Men 200m Individual Medley	2:07.67
LACANSKI Boris	5 NOV 2002	1.78 / 5'10	Men 400m Freestyle	3:59.84
			Men 800m Freestyle	8:13.36



Entry List by NOC

As of SAT 6 OCT 2018

NOC	Date of Birth	Height m / ft in	Event	Qualifying Time
SRI - Sri Lanka				
PEIRIS Akalanka	11 JAN 2000	1.75 / 5'9	Men 50m Backstroke	26.54
			Men 100m Backstroke	56.99
			Men 50m Butterfly	26.86
SUD - Sudan				
MOANI Ismat	23 MAY 2003		Men 50m Freestyle	27.14
			Men 50m Butterfly	31.78
SUI - Switzerland				
DJAKOVIC Antonio	8 OCT 2002	1.87 / 6'2	Men 100m Freestyle	50.69
			Men 200m Freestyle	1:49.36
			Men 400m Freestyle	3:52.30
PONTI Noe	1 JUN 2001	1.92 / 6'4	Men 50m Butterfly	24.01
			Men 100m Butterfly	52.89
			Men 200m Butterfly	2:00.01
			Men 200m Individual Medley	2:03.59
SUR - Suriname				
TOUW NGIE TJOUW Yael	5 JAN 2001	1.67 / 5'6	Men 50m Butterfly	
			Men 100m Butterfly	56.66
SVK - Slovakia				
DUSA Matej	10 JUL 2000	1.92 / 6'4	Men 50m Freestyle	23.36
			Men 50m Butterfly	25.81
GAJDOS David	16 JUN 2000	1.83 / 6'0	Men 50m Breaststroke	29.25
			Men 100m Breaststroke	1:05.71
SWE - Sweden				
HANSON Robin	2 APR 2001	1.84 / 6'0	Men 50m Freestyle	22.78
			Men 100m Freestyle	49.77
			Men 200m Freestyle	1:48.65
			Men 400m Freestyle	3:55.28
			Men 50m Butterfly	25.22
			Men 200m Butterfly	2:04.96
SEELIGER Bjoern	11 JAN 2000	2.02 / 6'8	Men 50m Freestyle	22.27
			Men 100m Freestyle	49.57
			Men 100m Backstroke	56.05
TAN - Tanzania				
MHINI Dennis Hamisi	10 AUG 2001		Men 100m Freestyle	59.98
			Men 50m Backstroke	30.60
TGA - Tonga				
OHUAFI Finau	25 JAN 2001	1.70 / 5'7	Men 50m Freestyle	25.78
			Men 50m Backstroke	28.80
THA - Thailand				
PETCHAKUL Sarith	25 OCT 2001	1.73 / 5'8	Men 800m Freestyle	8:28.93
			Men 200m Butterfly	2:04.62
SOAMMANUS Jeerakit	19 APR 2000	1.83 / 6'0	Men 100m Butterfly	56.88
			Men 200m Butterfly	2:04.76
TPE - Chinese Taipei				
CHUANG Mu-Lun	6 FEB 2001	1.75 / 5'9	Men 50m Backstroke	26.26
			Men 100m Backstroke	56.38
			Men 200m Backstroke	2:05.23
WANG Kuanhung	23 JAN 2002	1.80 / 5'11	Men 200m Freestyle	1:51.71
			Men 100m Butterfly	54.33
			Men 200m Butterfly	1:58.46
TTO - Trinidad & Tobago				
YORKE Kael	22 APR 2000	1.78 / 5'10	Men 50m Butterfly	24.99
			Men 100m Butterfly	54.27
			Men 200m Butterfly	2:05.20



Entry List by NOC

As of SAT 6 OCT 2018

NOC	Date of Birth	Height m / ft in	Event	Qualifying Time
TUN - Tunisia				
GHAFFARI Mohamed Aziz	19 FEB 2000	1.93 / 6'4	Men 100m Freestyle	51.10
			Men 200m Freestyle	1:49.97
			Men 400m Freestyle	3:53.15
HAFNAOUI Ahmed Ayoub	4 DEC 2002	1.90 / 6'3	Men 200m Freestyle	1:52.09
			Men 400m Freestyle	3:56.15
			Men 800m Freestyle	8:11.57
TUR - Turkey				
DEMIR Demirkan	15 JUN 2001	1.77 / 5'10	Men 50m Breaststroke	29.85
			Men 100m Breaststroke	1:03.26
			Men 200m Breaststroke	2:17.44
			Men 200m Individual Medley	2:07.26
TURAN Efe	17 SEP 2000	1.86 / 6'1	Men 100m Freestyle	52.34
			Men 200m Freestyle	1:51.66
			Men 400m Freestyle	3:59.31
			Men 100m Butterfly	57.34
			Men 200m Butterfly	2:05.98
UKR - Ukraine				
KESIL Denys	26 OCT 2000	1.83 / 6'0	Men 50m Butterfly	24.83
			Men 100m Butterfly	53.72
			Men 200m Butterfly	1:56.45
TROIANOVSKYI Ihor	9 AUG 2002	1.83 / 6'0	Men 50m Butterfly	24.93
			Men 100m Butterfly	53.67
			Men 200m Butterfly	2:01.41
URU - Uruguay				
SAINT-UPERY DIAZ S	31 OCT 2000	1.81 / 5'11	Men 50m Breaststroke	28.77
			Men 100m Breaststroke	1:04.09
USA - United States				
BARAO Will	17 MAR 2001	1.88 / 6'2	Men 200m Freestyle	1:52.19
			Men 400m Freestyle	3:55.26
			Men 800m Freestyle	8:09.38
DANG Ethan	13 FEB 2002	1.78 / 5'10	Men 50m Freestyle	24.25
			Men 50m Breaststroke	29.12
			Men 100m Breaststroke	1:03.21
			Men 200m Breaststroke	2:15.13
HARDER Ethan	25 JUN 2000	1.83 / 6'0	Men 50m Backstroke	26.88
			Men 100m Backstroke	56.53
			Men 200m Backstroke	2:00.12
JOHNSON Jake	29 FEB 2000	1.80 / 5'11	Men 50m Butterfly	24.98
			Men 100m Butterfly	53.80
			Men 200m Butterfly	1:59.77
			Men 200m Individual Medley	2:06.91
UZB - Uzbekistan				
SIDORCHUK Aleksey	14 MAY 2002	1.85 / 6'1	Men 50m Breaststroke	28.84
			Men 100m Breaststroke	1:04.59
UMUROV Akhmadjon	3 AUG 2000	1.79 / 5'10	Men 50m Freestyle	23.89
			Men 100m Freestyle	51.62
VEN - Venezuela				
ANDRADE Enrique	8 MAY 2000	1.71 / 5'7	Men 200m Butterfly	2:04.45
VIE - Vietnam				
NGUYEN Huy Hoang	10 JUL 2000	1.78 / 5'10	Men 200m Freestyle	1:50.94
			Men 400m Freestyle	3:50.68
			Men 800m Freestyle	7:58.07
PHAM Thanh Bao	17 MAR 2001	1.74 / 5'9	Men 100m Breaststroke	1:03.39
			Men 200m Breaststroke	2:15.53




Entry List by NOC

As of SAT 6 OCT 2018

NOC	Date of Birth	Height m / ft in	Event	Qualifying Time
ZIM - Zimbabwe DAVIS Liam Raymond	4 APR 2000	1.74 / 5'9"	Men 200m Breaststroke	2:20.70

Note:

NOCs are not required to submit the names of the swimmers for a relay event until one hour before the session for the swim, but all relay only swimmers must swim at least once in the relay event for which they are entered.



Entry List by NOC

As of SAT 6 OCT 2018

NOC	Date of Birth	Height m / ft in	Event	Qualifying Time
ALB - Albania				
ROCK Katie	13 JUL 2003	1.58 / 5'2	Women 400m Freestyle	4:54.74
			Women 200m Butterfly	2:32.53
ALG - Algeria				
CHEBARAKA Majda	17 APR 2000	1.60 / 5'3	Women 200m Freestyle	2:07.88
ANT - Antigua & Barbuda				
ROBERTS Samantha	21 APR 2000	1.70 / 5'7	Women 50m Freestyle	27.13
			Women 100m Freestyle	1:00.31
ARG - Argentina				
ALBORZEN Maria Selene	21 FEB 2003		Women 100m Breaststroke	1:14.28
			Women 200m Breaststroke	2:35.44
			Women 200m Individual Medley	2:19.37
DINI Delfina Veronica	7 OCT 2001		Women 400m Freestyle	4:15.90
			Women 800m Freestyle	8:46.62
LEMA Julieta	3 JAN 2000		Women 50m Freestyle	25.66
			Women 100m Freestyle	57.12
			Women 50m Butterfly	27.86
PIGNATIELLO DN	19 APR 2000		Women 400m Freestyle	4:08.33
			Women 800m Freestyle	8:25.22
ARU - Aruba				
SCHREUDERS Anahi	17 FEB 2000	1.66 / 5'5	Women 50m Breaststroke	33.43
			Women 100m Breaststroke	1:14.42
AUS - Australia				
HODGES Chelsea	27 JUN 2001	1.70 / 5'7	Women 50m Breaststroke	31.28
			Women 100m Breaststroke	1:09.13
McKEOWN Kaylee	12 JUL 2001	1.76 / 5'9	Women 50m Backstroke	28.11
			Women 100m Backstroke	1:00.03
			Women 200m Backstroke	2:06.76
			Women 200m Individual Medley	2:15.12
RYAN Michaela	11 MAR 2002	1.74 / 5'9	Women 200m Freestyle	1:58.91
			Women 50m Butterfly	27.53
			Women 100m Butterfly	58.96
			Women 200m Butterfly	2:10.51
WEBB Abbey	21 JAN 2001	1.75 / 5'9	Women 50m Freestyle	25.63
			Women 100m Freestyle	55.32
			Women 200m Freestyle	2:00.64
AUT - Austria				
GUTTMANN Elena	31 OCT 2001	1.67 / 5'6	Women 50m Breaststroke	32.18
			Women 100m Breaststroke	1:09.25
			Women 200m Breaststroke	2:35.55
KAHLER Marlene	15 MAY 2001	1.71 / 5'7	Women 200m Freestyle	2:02.04
			Women 400m Freestyle	4:11.62
			Women 800m Freestyle	8:39.88
AZE - Azerbaijan				
ALKARAMOVA Fatima	26 JUN 2002	1.68 / 5'6	Women 200m Freestyle	2:04.02
BAH - Bahamas				
RUSSELL Victoria	26 JUL 2000	1.77 / 5'10	Women 50m Butterfly	27.92
BEN - Benin				
RADJI Nafissath Abeke	2 AUG 2002	1.69 / 5'7	Women 50m Freestyle	
			Women 50m Backstroke	
BER - Bermuda				
MOORE Madelyn	17 MAY 2000	1.78 / 5'10	Women 50m Freestyle	25.97
			Women 100m Freestyle	58.06
			Women 50m Backstroke	30.09
			Women 50m Butterfly	28.10



Entry List by NOC

As of SAT 6 OCT 2018

NOC	Date of Birth	Height m / ft in	Event	Qualifying Time
BIH - Bosnia Herzegovina				
PASUKAN Emina	12 APR 2001	1.65 / 5'5	Women 50m Breaststroke	32.58
			Women 100m Breaststroke	1:11.49
			Women 200m Breaststroke	2:33.96
TADIC Tina	8 JAN 2003	1.66 / 5'5	Women 200m Breaststroke	2:34.51
BLR - Belarus				
SEMIZHON Alena	26 APR 2003	1.70 / 5'7	Women 50m Freestyle	25.99
			Women 100m Freestyle	56.66
			Women 50m Backstroke	29.09
SHKURDAI Anastasiya	3 JAN 2003	1.80 / 5'11	Women 50m Backstroke	28.49
			Women 100m Backstroke	1:01.76
			Women 50m Butterfly	26.35
			Women 100m Butterfly	59.34
BOT - Botswana				
GONDO Ruvarashe Tjawada	1 APR 2002		Women 50m Breaststroke	
			Women 50m Butterfly	
BRA - Brazil				
de CARVALHO PESSA.	23 JAN 2000	1.70 / 5'7	Women 50m Backstroke	30.18
			Women 100m Backstroke	1:02.28
			Women 200m Backstroke	2:17.01
			Women 100m Butterfly	1:03.64
			Women 200m Butterfly	2:14.50
			Women 200m Individual Medley	2:16.76
de GOEIJ Fernanda	11 NOV 2000	1.61 / 5'3	Women 50m Backstroke	28.77
			Women 100m Backstroke	1:02.04
			Women 200m Backstroke	2:13.33
TREVISAN RAURICH Rafaela	31 OCT 2000	1.70 / 5'7	Women 100m Freestyle	55.96
			Women 200m Freestyle	1:59.68
			Women 400m Freestyle	4:14.12
VIEIRA Ana Carolina	24 OCT 2001	1.70 / 5'7	Women 100m Freestyle	56.58
			Women 200m Freestyle	2:03.07
			Women 100m Breaststroke	1:09.95
BRU - Brunei Darussalam				
CHAI Ashley Xin Rou	10 NOV 2001	1.55 / 5'1	Women 50m Freestyle	29.63
			Women 50m Backstroke	34.48
BUL - Bulgaria				
KADOGLU Vasiliki	10 APR 2003	1.70 / 5'7	Women 800m Freestyle	9:11.96
PETKOVA Diana	10 JUN 2000	1.77 / 5'10	Women 50m Freestyle	25.77
			Women 100m Freestyle	57.15
			Women 50m Breaststroke	32.62
BUR - Burkina Faso				
SESSOUMA Gnienne Faouzia	20 OCT 2002	1.71 / 5'7	Women 50m Freestyle	
			Women 50m Breaststroke	
CAF - Central African Rep				
SAUVOUREL Chloe	18 JUN 2000	1.72 / 5'8	Women 50m Freestyle	33.84



Entry List by NOC

As of SAT 6 OCT 2018

NOC	Date of Birth	Height m / ft in	Event	Qualifying Time
CAN - Canada				
BROAD Madison	5 SEP 2000	1.73 / 5'8	Women 50m Backstroke	28.88
			Women 100m Backstroke	1:00.63
			Women 200m Backstroke	2:12.50
KUCHERAN Nina	3 JUL 2000	1.73 / 5'8	Women 50m Breaststroke	32.44
			Women 100m Breaststroke	1:09.27
			Women 200m Breaststroke	2:28.19
LEIBEL Kyla	9 OCT 2001	1.80 / 5'11	Women 50m Freestyle	25.59
			Women 100m Freestyle	55.65
			Women 200m Freestyle	2:01.48
			Women 50m Butterfly	27.50
WISEMAN Avery	7 APR 2002	1.75 / 5'9	Women 50m Breaststroke	31.75
			Women 100m Breaststroke	1:08.46
			Women 200m Breaststroke	2:28.20
			Women 200m Individual Medley	2:16.37
CHI - Chile				
ARDILES Trinidad Paz	10 MAY 2003	1.67 / 5'6	Women 200m Backstroke	2:21.81
MARIN Ines	19 APR 2001	1.70 / 5'7	Women 50m Freestyle	27.06
			Women 100m Freestyle	59.08
			Women 200m Freestyle	2:06.35
			Women 50m Butterfly	28.55
			Women 100m Butterfly	1:03.83
CHN - China				
LIN Xintong	4 JUL 2000	1.78 / 5'10	Women 50m Butterfly	26.36
			Women 100m Butterfly	59.11
			Women 200m Butterfly	2:16.65
PENG Xuwei	15 JAN 2003	1.79 / 5'10	Women 50m Backstroke	28.41
			Women 100m Backstroke	1:00.05
			Women 200m Backstroke	2:06.55
YANG Junxuan	26 JAN 2002	1.72 / 5'8	Women 50m Freestyle	26.07
			Women 100m Freestyle	54.26
			Women 200m Freestyle	1:56.79
ZHENG Muyan	19 AUG 2002	1.68 / 5'6	Women 50m Breaststroke	33.82
			Women 100m Breaststroke	1:09.00
			Women 200m Breaststroke	2:25.19
COL - Colombia				
BECERRA QUINTANIL.	13 OCT 2001		Women 50m Butterfly	27.39
			Women 100m Butterfly	1:00.72
ROMAN MANTILLA MC	4 JAN 2001		Women 800m Freestyle	8:50.49
			Women 200m Butterfly	2:14.09
COM - Comoros				
ABDALLAH ATTOUMANI Maria	18 SEP 2001	1.65 / 5'5	Women 50m Freestyle	
			Women 50m Breaststroke	
CRC - Costa Rica				
PADRON SALAZAR MB	5 APR 2003	1.68 / 5'6	Women 100m Freestyle	58.71
			Women 50m Butterfly	27.52
			Women 100m Butterfly	1:02.67
CRO - Croatia				
CULINA Nika	22 OCT 2001	1.72 / 5'8	Women 50m Breaststroke	32.96
			Women 100m Breaststroke	1:11.54
			Women 200m Breaststroke	2:32.88
SULENTA Lucija	18 APR 2001	1.80 / 5'11	Women 50m Backstroke	29.66
			Women 100m Backstroke	1:04.00



Entry List by NOC

As of SAT 6 OCT 2018

NOC	Date of Birth	Height m / ft in	Event	Qualifying Time
CYP - Cyprus				
ANTONIOU Kalia	6 APR 2000	1.85 / 6'1	Women 50m Freestyle	25.66
			Women 100m Freestyle	56.27
			Women 50m Backstroke	29.59
SCHEGOLEVA Alexandra	6 JUL 2001	1.68 / 5'6	Women 50m Butterfly	27.30
			Women 100m Butterfly	1:01.38
CZE - Czech Republic				
SEEMANOVA Barbora	1 APR 2000	1.75 / 5'9	Women 50m Freestyle	25.06
			Women 100m Freestyle	54.62
			Women 200m Freestyle	1:59.32
STEMBEROVA Kristyna	10 SEP 2000	1.65 / 5'5	Women 50m Backstroke	30.29
			Women 50m Butterfly	27.41
			Women 100m Butterfly	1:01.95
DOM - Dominican Rep.				
MENCIA Mariel	13 FEB 2001	1.68 / 5'6	Women 50m Freestyle	26.45
			Women 50m Butterfly	28.26
ECU - Ecuador				
DELGADO Anicka	13 JUN 2002	1.70 / 5'7	Women 50m Freestyle	26.17
			Women 100m Freestyle	56.79
			Women 200m Freestyle	2:04.53
			Women 50m Butterfly	27.34
			Women 100m Butterfly	1:01.63
EGY - Egypt				
ATEF Sandy	9 MAY 2000	1.65 / 5'5	Women 400m Freestyle	4:25.63
			Women 800m Freestyle	9:07.45
MOHAMED ABOUZAIID Enjy	5 JAN 2000	1.77 / 5'10	Women 50m Freestyle	26.63
			Women 100m Freestyle	58.90
ESP - Spain				
FRIAS MOLINA Tamara	2 NOV 2000		Women 50m Backstroke	28.83
			Women 100m Backstroke	1:01.60
			Women 200m Backstroke	2:13.58
GALISTEO ZAPATERO Andrea	21 APR 2001		Women 200m Freestyle	2:03.70
			Women 400m Freestyle	4:17.20
			Women 800m Freestyle	8:40.31
GARCIA KIRICHENKO	16 MAR 2001		Women 100m Backstroke	1:02.68
			Women 200m Backstroke	2:09.95
VAZQUEZ RUIZ Alba	24 FEB 2002	1.64 / 5'5	Women 100m Breaststroke	1:09.98
			Women 200m Breaststroke	2:29.25
			Women 200m Individual Medley	2:19.01
EST - Estonia				
GOLD Aleksa	3 JAN 2000	1.75 / 5'9	Women 100m Freestyle	56.09
			Women 200m Freestyle	2:01.67
			Women 200m Backstroke	2:14.42
MARKVARDT Margaret	1 APR 2000	1.72 / 5'8	Women 50m Backstroke	29.77
			Women 200m Individual Medley	2:20.16



Entry List by NOC

As of SAT 6 OCT 2018

NOC	Date of Birth	Height m / ft in	Event	Qualifying Time			
FIN - Finland							
HEINOLA Nea-Amanda	16 OCT 2000	1.75 / 5'9"	Women 50m Freestyle	25.80			
			Women 100m Freestyle	56.50			
			Women 200m Freestyle	2:03.79			
			Women 50m Backstroke	29.50			
			Women 50m Butterfly	27.75			
			Women 200m Individual Medley	2:17.89			
			LAHTINEN Laura	3 JUN 2003	1.61 / 5'3"	Women 50m Breaststroke	32.26
						Women 100m Breaststroke	1:10.93
						Women 200m Breaststroke	2:32.94
						Women 100m Butterfly	1:01.83
Women 200m Butterfly	2:13.18						
FRA - France							
BASSO BERT Clara	26 JAN 2001	1.69 / 5'7"	Women 50m Breaststroke	32.39			
			Women 100m Breaststroke	1:10.16			
			Women 200m Breaststroke	2:32.95			
DUHAMEL Cyrielle	6 JAN 2000	1.73 / 5'8"	Women 200m Backstroke	2:14.60			
			Women 200m Butterfly	2:16.19			
			Women 200m Individual Medley	2:12.68			
MALLET Camille	28 MAY 2001	1.69 / 5'7"	Women 50m Breaststroke	32.40			
			Women 100m Breaststroke	1:10.10			
TOUILI Lila	19 FEB 2000	1.78 / 5'10"	Women 50m Backstroke	28.77			
			Women 100m Backstroke	1:02.64			
			Women 200m Backstroke	2:16.56			
FSM - Micronesia							
WINTER Margie	20 FEB 2002		Women 50m Freestyle	30.07			
			Women 50m Butterfly	32.37			
GEQ - Equatorial Guinea							
EKOMBA Rita	10 DEC 2000	1.65 / 5'5"	Women 50m Freestyle				
			Women 50m Breaststroke				
GER - Germany							
KOEHLER Angelina	12 NOV 2000	1.80 / 5'11"	Women 50m Freestyle	25.19			
			Women 100m Freestyle	56.09			
			Women 50m Butterfly	27.13			
			Women 100m Butterfly	59.39			
			Women 200m Breaststroke	33.06			
KRONIGER Anna	23 JUN 2000	1.74 / 5'9"	Women 50m Breaststroke	33.06			
			Women 100m Breaststroke	1:10.69			
			Women 200m Breaststroke	2:27.96			
MROZINSKI Julia Maria	16 FEB 2000	1.79 / 5'10"	Women 100m Freestyle	56.06			
			Women 200m Freestyle	2:00.23			
			Women 50m Butterfly	27.15			
			Women 100m Butterfly	1:00.73			
RIEDER Celine	18 JAN 2001	1.72 / 5'8"	Women 200m Freestyle	2:02.46			
			Women 400m Freestyle	4:13.27			
			Women 800m Freestyle	8:32.54			
GRE - Greece							
KONTOGEORGOU Eleni	9 JUL 2000	1.71 / 5'7"	Women 200m Breaststroke	2:30.65			
PAVLOPOULOU Nikoletta	1 JAN 2001	1.77 / 5'10"	Women 200m Breaststroke	2:28.68			
			Women 200m Individual Medley	2:16.34			
GUY - Guyana							
GEORGE Jady Amilah	6 JUN 2003	1.75 / 5'9"	Women 50m Freestyle	29.58			
			Women 100m Freestyle	1:05.97			



Entry List by NOC

As of SAT 6 OCT 2018

NOC	Date of Birth	Height m / ft in	Event	Qualifying Time
HKG - Hong Kong, China				
HO Tinky	30 APR 2002	1.70 / 5'7"	Women 100m Freestyle	56.74
			Women 200m Freestyle	2:00.47
			Women 400m Freestyle	4:15.59
			Women 800m Freestyle	8:55.66
KAN Natalie	30 APR 2002	1.69 / 5'7"	Women 50m Backstroke	29.88
			Women 100m Backstroke	1:04.73
			Women 100m Breaststroke	1:11.32
			Women 200m Breaststroke	2:35.04
			Women 50m Butterfly	27.81
			Women 100m Butterfly	1:01.88
			Women 200m Individual Medley	2:19.89
HON - Honduras				
RAMIREZ Jennifer	25 MAR 2002	1.68 / 5'6"	Women 800m Freestyle	9:16.06
			Women 200m Butterfly	2:21.72
HUN - Hungary				
BAROCSAI Petra	7 NOV 2001	1.67 / 5'6"	Women 200m Freestyle	2:00.75
			Women 400m Freestyle	4:12.11
			Women 100m Butterfly	59.95
BERECZ Blanka	20 JUN 2002	1.59 / 5'3"	Women 100m Butterfly	1:01.60
			Women 200m Butterfly	2:09.87
ILYES Laura	19 DEC 2001	1.63 / 5'4"	Women 50m Backstroke	29.01
			Women 100m Backstroke	1:01.63
			Women 200m Backstroke	2:10.67
KESELY Ajna	10 SEP 2001	1.63 / 5'4"	Women 200m Freestyle	1:57.10
			Women 400m Freestyle	4:05.75
			Women 800m Freestyle	8:30.43
			Women 200m Individual Medley	2:15.93
INA - Indonesia				
DEWI Adinda Larasati	20 DEC 2000	1.64 / 5'5"	Women 100m Butterfly	1:01.37
			Women 200m Butterfly	2:12.92
PERMATAHANI Azzahra	7 JAN 2002	1.62 / 5'4"	Women 200m Breaststroke	2:35.36
			Women 200m Butterfly	2:14.91
			Women 200m Individual Medley	2:18.88
IRL - Ireland				
COYNE Niamh	22 JUN 2001	1.74 / 5'9"	Women 50m Breaststroke	31.23
			Women 100m Breaststroke	1:07.87
			Women 200m Breaststroke	2:29.38
McSHARRY Mona	21 AUG 2000	1.72 / 5'8"	Women 50m Freestyle	25.54
			Women 50m Breaststroke	30.87
			Women 100m Breaststroke	1:07.10
			Women 200m Breaststroke	2:27.44
ISL - Iceland				
ARNGEIRSDOTTIR KM	9 FEB 2000		Women 100m Breaststroke	1:13.55
JORUNNARDOTTIR S	31 OCT 2000		Women 50m Freestyle	26.60
			Women 100m Freestyle	56.31
			Women 200m Freestyle	2:01.82
ISR - Israel				
GORBENKO Anastasia	7 AUG 2003		Women 100m Freestyle	56.51
			Women 200m Backstroke	2:16.53
			Women 200m Breaststroke	2:29.17
			Women 200m Individual Medley	2:13.88
POLONSKY Lea	25 MAY 2002		Women 100m Breaststroke	1:14.18
			Women 100m Butterfly	1:01.55
			Women 200m Butterfly	2:16.00
			Women 200m Individual Medley	2:15.65



Entry List by NOC

As of SAT 6 OCT 2018

NOC	Date of Birth	Height m / ft in	Event	Qualifying Time
ISV - Virgin Islands, US				
KUIPERS Natalia	13 JUN 2002	1.86 / 6'1	Women 200m Freestyle	2:13.52
			Women 400m Freestyle	4:39.69
ITA - Italy				
PIROVANO Anna	8 OCT 2000	1.61 / 5'3	Women 100m Breaststroke	1:08.77
			Women 200m Breaststroke	2:27.52
			Women 200m Individual Medley	2:14.38
IVB - Virgin Isl., British				
PHILLIP Elinah	3 APR 2000	1.64 / 5'5	Women 50m Freestyle	26.14
			Women 50m Butterfly	27.69
JAM - Jamaica				
MACDONALD Emily	17 JUL 2003	1.63 / 5'4	Women 50m Freestyle	26.44
			Women 100m Freestyle	57.95
JPN - Japan				
ASABA Shiori	4 AUG 2000	1.69 / 5'7	Women 50m Breaststroke	32.48
			Women 100m Breaststroke	1:09.13
			Women 200m Breaststroke	2:26.44
IKEMOTO Nagisa	25 AUG 2002	1.70 / 5'7	Women 50m Freestyle	25.88
			Women 100m Freestyle	55.47
			Women 200m Freestyle	1:59.53
KOJIMA Miku	13 MAY 2000	1.75 / 5'9	Women 200m Individual Medley	2:12.42
YAMAMOTO Mayuka	14 FEB 2000	1.70 / 5'7	Women 50m Freestyle	25.23
			Women 100m Freestyle	55.54
			Women 50m Butterfly	26.70
KAZ - Kazakhstan				
NAZAROVA Diana	2 JUN 2000	1.78 / 5'10	Women 50m Backstroke	29.37
			Women 100m Backstroke	1:03.37
			Women 50m Butterfly	28.01
REZVANTSEVA Anastassiya	12 APR 2002	1.78 / 5'10	Women 200m Backstroke	2:16.11
KOR - Republic of Korea				
WANG Heesong	15 DEC 2003	1.63 / 5'4	Women 100m Breaststroke	1:10.31
			Women 200m Breaststroke	2:26.09
YUN Eunsol	22 MAR 2002	1.62 / 5'4	Women 100m Breaststroke	1:11.25
			Women 200m Breaststroke	2:31.46
			Women 200m Individual Medley	2:18.97
KOS - Kosovo				
ZHDRELLA Melisa	10 MAY 2000	1.56 / 5'1	Women 50m Freestyle	29.15
			Women 50m Breaststroke	
LAO - Lao P.D.R.				
CHAMBERLAIN Sompathana	22 AUG 2001	1.63 / 5'4	Women 50m Freestyle	33.67
LAT - Latvia				
BAIKOVA Arina	21 SEP 2000	1.67 / 5'6	Women 50m Freestyle	26.38
			Women 50m Backstroke	29.35
			Women 100m Backstroke	1:03.20
MALUKA Ieva	9 APR 2003	1.69 / 5'7	Women 50m Freestyle	25.97
			Women 100m Freestyle	55.94
			Women 200m Freestyle	2:03.15
			Women 400m Freestyle	4:24.58
			Women 50m Butterfly	27.94
			Women 200m Individual Medley	2:21.11
LIE - Liechtenstein				
HEFEL Theresa Regina	4 FEB 2001	1.83 / 6'0	Women 50m Butterfly	29.00
			Women 100m Butterfly	1:04.46



Entry List by NOC

As of SAT 6 OCT 2018

NOC	Date of Birth	Height m / ft in	Event	Qualifying Time
LTU - Lithuania				
SELEIKAITE Agne	6 FEB 2000	1.67 / 5'6	Women 50m Breaststroke	31.24
			Women 100m Breaststroke	1:09.18
			Women 200m Breaststroke	2:32.77
TETEREKOVA Kotryna	23 JAN 2002	1.73 / 5'8	Women 50m Breaststroke	31.79
			Women 100m Breaststroke	1:08.03
			Women 200m Breaststroke	2:26.97
LUX - Luxembourg				
PEREZ GARCIA Maria	13 MAR 2002		Women 50m Freestyle	27.60
			Women 100m Freestyle	58.84
MAW - Malawi				
CHANG'ANAMUNO Tayamika	1 JUL 2000	1.80 / 5'11	Women 50m Freestyle	32.07
			Women 50m Backstroke	37.87
MDA - Rep. of Moldova				
MOSCENSCAIA Anastasia	31 JUL 2000	1.75 / 5'9	Women 50m Breaststroke	32.15
			Women 100m Breaststroke	1:10.42
			Women 200m Breaststroke	2:33.99
SALCUTAN Tatiana	16 APR 2001	1.82 / 6'0	Women 50m Backstroke	29.46
			Women 100m Backstroke	1:01.55
			Women 200m Backstroke	2:10.12
MDV - Maldives				
KHULAIL Aishath Hulva	3 SEP 2003	1.56 / 5'1	Women 50m Breaststroke	
			Women 100m Breaststroke	
MEX - Mexico				
GUEVARA HERNANDEZ	7 JUL 2000		Women 50m Butterfly	27.14
			Women 100m Butterfly	59.31
			Women 200m Butterfly	2:19.18
SANSORES de la FU.	2 FEB 2000		Women 50m Freestyle	26.78
			Women 50m Backstroke	29.56
			Women 100m Backstroke	1:04.62
MHL - Marshall Islands				
HEPLER Kayla	22 MAR 2002	1.57 / 5'2	Women 50m Freestyle	32.70
			Women 50m Backstroke	38.37
MKD - MKD				
KRSTEVSKA Mia	18 AUG 2001	1.73 / 5'8	Women 100m Backstroke	1:05.95
			Women 200m Backstroke	2:21.32
MON - Monaco				
VERDINO Claudia	28 NOV 2001	1.69 / 5'7	Women 200m Backstroke	2:27.31
			Women 200m Individual Medley	2:27.34
NIG - Niger				
SALIMA AY	21 OCT 2003		Women 50m Breaststroke	
NOR - Norway				
LOEYNING IV	13 SEP 2000		Women 50m Backstroke	29.19
			Women 100m Backstroke	1:02.67
			Women 200m Backstroke	2:15.25
RYPESTOEL Malene	5 MAR 2001	1.77 / 5'10	Women 400m Freestyle	4:18.67
			Women 800m Freestyle	8:55.72
			Women 50m Backstroke	29.21
			Women 200m Individual Medley	2:17.47



Entry List by NOC

As of SAT 6 OCT 2018

NOC	Date of Birth	Height m / ft in	Event	Qualifying Time
NZL - New Zealand				
FAIRWEATHER Erika	31 DEC 2003	1.70 / 5'7"	Women 100m Freestyle	57.19
			Women 200m Freestyle	2:02.56
			Women 400m Freestyle	4:16.89
			Women 800m Freestyle	8:57.60
GALLOWAY Gina	17 MAR 2001	1.72 / 5'8"	Women 50m Backstroke	29.67
			Women 100m Backstroke	1:02.25
			Women 200m Backstroke	2:15.71
			Women 100m Butterfly	1:03.64
OMA - Oman				
AL YAFEI Lara Yousuf Ali	24 FEB 2002		Women 50m Freestyle	28.69
			Women 50m Breaststroke	37.74
PER - Peru				
BELLO Samantha	27 APR 2003	1.65 / 5'5"	Women 200m Freestyle	2:05.94
			Women 400m Freestyle	4:21.04
			Women 800m Freestyle	8:54.43
HURTADO Andrea	6 OCT 2000	1.67 / 5'6"	Women 100m Backstroke	1:04.50
			Women 200m Backstroke	2:16.62
PHI - Philippines				
OLIVA NJM	20 DEC 2001	1.70 / 5'7"	Women 100m Freestyle	57.24
			Women 200m Freestyle	2:01.64
			Women 400m Freestyle	4:17.70
			Women 800m Freestyle	8:48.62
PLE - Palestine				
ABUSHAMMALEH Mera	1 JAN 2002	1.60 / 5'3"	Women 50m Freestyle	
			Women 100m Breaststroke	
PLW - Palau				
AKIWO Roylin	26 JUN 2000	1.57 / 5'2"	Women 50m Freestyle	31.19
			Women 50m Backstroke	35.88
POL - Poland				
FIEDKIEWICZ Kornelia	5 AUG 2001	1.82 / 6'0"	Women 50m Freestyle	25.53
			Women 100m Freestyle	56.70
			Women 50m Butterfly	27.35
HALLMANN Weronika	20 JUL 2000	1.68 / 5'6"	Women 50m Breaststroke	31.29
			Women 100m Breaststroke	1:08.25
			Women 200m Breaststroke	2:30.44
JURCZYK Karolina	25 NOV 2001	1.77 / 5'10"	Women 50m Freestyle	25.47
			Women 100m Freestyle	57.17
			Women 50m Backstroke	29.60
			Women 50m Butterfly	27.03
KNOP Aleksandra	9 SEP 2003	1.61 / 5'3"	Women 200m Freestyle	2:00.03
			Women 400m Freestyle	4:16.14
			Women 200m Individual Medley	2:17.68
POR - Portugal				
FRAZAO Alexandra	27 APR 2002	1.64 / 5'5"	Women 200m Freestyle	2:06.33
			Women 400m Freestyle	4:24.28
			Women 800m Freestyle	8:56.09
PEREIRA Raquel	6 JAN 2000	1.76 / 5'9"	Women 50m Breaststroke	33.13
			Women 100m Breaststroke	1:10.15
			Women 200m Breaststroke	2:28.78



Entry List by NOC

As of SAT 6 OCT 2018

NOC	Date of Birth	Height m / ft in	Event	Qualifying Time
ROU - Romania				
GADEA Maria Claudia	9 MAY 2001	1.70 / 5'7"	Women 100m Breaststroke	1:10.91
			Women 200m Breaststroke	2:34.00
			Women 200m Individual Medley	2:18.02
HUSZAR Ingrid	9 JUN 2003	1.73 / 5'8"	Women 50m Breaststroke	32.65
			Women 100m Breaststroke	1:10.97
			Women 200m Breaststroke	2:33.48
RSA - South Africa				
BEAVON Kate Jean	17 APR 2000		Women 200m Freestyle	2:03.19
			Women 400m Freestyle	4:14.58
			Women 800m Freestyle	8:47.07
COETZEE Dune	14 MAY 2002	1.69 / 5'7"	Women 200m Freestyle	2:02.24
			Women 400m Freestyle	4:14.82
			Women 50m Butterfly	28.61
			Women 100m Butterfly	1:01.04
			Women 200m Butterfly	2:14.14
MUNDELL Christin	30 SEP 2001		Women 50m Breaststroke	32.42
			Women 100m Breaststroke	1:10.21
			Women 200m Breaststroke	2:29.60
			Women 200m Individual Medley	2:18.31
VENTER Mariella Greta	10 JAN 2000	1.80 / 5'11"	Women 50m Backstroke	29.04
			Women 100m Backstroke	1:01.53
			Women 200m Backstroke	2:12.06
			Women 200m Individual Medley	2:18.35
RUS - Russian Federation				
EGOROVA Polina	25 FEB 2000	1.65 / 5'5"	Women 100m Backstroke	59.62
			Women 200m Backstroke	2:08.97
			Women 50m Butterfly	27.16
			Women 100m Butterfly	59.09
KLEVANOVIKH Elizaveta	22 MAR 2001	1.76 / 5'9"	Women 50m Freestyle	25.43
			Women 100m Freestyle	55.22
			Women 200m Freestyle	2:02.98
MAKAROVA Anastasia	8 JAN 2003	1.60 / 5'3"	Women 50m Breaststroke	31.71
			Women 100m Breaststroke	1:08.46
			Women 200m Breaststroke	2:26.29
VASKINA Daria	30 JUL 2002	1.78 / 5'10"	Women 50m Backstroke	27.90
			Women 100m Backstroke	59.90
			Women 200m Backstroke	2:11.57
SEN - Senegal				
KAMARA Ramatoulaye	9 MAR 2000		Women 50m Freestyle	31.91
			Women 50m Breaststroke	37.40
SGP - Singapore				
CHUE Christie May	3 JUL 2000	1.75 / 5'9"	Women 50m Freestyle	26.87
			Women 100m Freestyle	56.47
			Women 200m Freestyle	2:02.64
			Women 50m Breaststroke	32.44
			Women 100m Breaststroke	1:11.00
			Women 200m Breaststroke	2:35.99
GAN Ching Hwee	22 JUL 2003	1.63 / 5'4"	Women 400m Freestyle	4:17.37
			Women 800m Freestyle	8:49.33
SLO - Slovenia				
CELIK Tina	24 APR 2001	1.68 / 5'6"	Women 50m Breaststroke	31.57
			Women 100m Breaststroke	1:09.19
			Women 200m Breaststroke	2:34.59
KLANCAR Neza	19 FEB 2000	1.71 / 5'7"	Women 50m Freestyle	25.35
			Women 100m Freestyle	55.65
			Women 200m Individual Medley	2:16.99



Entry List by NOC

As of SAT 6 OCT 2018

NOC	Date of Birth	Height m / ft in	Event	Qualifying Time
SMR - San Marino				
VALLONI Arianna	10 APR 2001	1.67 / 5'6	Women 400m Freestyle	4:23.78
			Women 800m Freestyle	8:58.87
SRB - Serbia				
CREVAR Anja	24 MAY 2000	1.62 / 5'4	Women 400m Freestyle	4:12.86
			Women 200m Individual Medley	2:14.13
MEDIC Mila	25 JAN 2000	1.76 / 5'9	Women 50m Breaststroke	32.53
			Women 100m Breaststroke	1:11.65
SUI - Switzerland				
ONIEVA HENRICH Elena	20 FEB 2001	1.73 / 5'8	Women 50m Breaststroke	32.95
			Women 100m Breaststroke	1:11.86
			Women 200m Breaststroke	2:31.95
RICHTER Leoni	19 SEP 2000	1.69 / 5'7	Women 100m Freestyle	57.07
			Women 200m Freestyle	2:02.78
			Women 50m Butterfly	28.10
			Women 100m Butterfly	1:03.34
SVK - Slovakia				
POTOCKA Tamara	15 AUG 2002	1.69 / 5'7	Women 50m Freestyle	26.63
			Women 100m Freestyle	57.09
			Women 50m Butterfly	27.25
			Women 100m Butterfly	1:01.36
			Women 200m Individual Medley	2:19.97
ZABORSKA Miroslava	4 FEB 2001	1.73 / 5'8	Women 50m Breaststroke	33.25
			Women 100m Breaststroke	1:12.12
			Women 200m Breaststroke	2:32.87
SWE - Sweden				
BRUNZELL Hannah	22 MAR 2001	1.78 / 5'10	Women 50m Breaststroke	32.25
			Women 100m Breaststroke	1:09.33
			Women 200m Breaststroke	2:28.35
			Women 200m Individual Medley	2:20.59
JUNEVIK Sara	14 FEB 2000	1.79 / 5'10	Women 50m Freestyle	26.47
			Women 100m Freestyle	57.30
			Women 50m Backstroke	30.51
			Women 50m Butterfly	26.18
			Women 100m Butterfly	58.89
MANSSON Julia	4 SEP 2002	1.62 / 5'4	Women 50m Breaststroke	32.36
			Women 100m Breaststroke	1:10.46
			Women 200m Breaststroke	2:31.59
SWZ - Eswatini				
YOUNG Robyn	19 DEC 2000	1.62 / 5'4	Women 100m Freestyle	1:06.23
			Women 100m Backstroke	1:16.07
TAN - Tanzania				
TUMIOTTO Sonia Franco	14 JUL 2001	1.58 / 5'2	Women 100m Freestyle	1:00.90
			Women 200m Freestyle	2:11.01
THA - Thailand				
BOONAMPHAI Saovane	18 APR 2000	1.71 / 5'7	Women 50m Breaststroke	32.34
			Women 100m Breaststroke	1:11.09
TJK - Tajikistan				
TYURINA Anastasiya	27 SEP 2001		Women 50m Freestyle	
			Women 50m Butterfly	



Entry List by NOC

As of SAT 6 OCT 2018

NOC	Date of Birth	Height m / ft in	Event	Qualifying Time
TPE - Chinese Taipei				
CHEN Szu-Chi	20 JUN 2002	1.65 / 5'5	Women 50m Backstroke	29.35
			Women 100m Backstroke	1:02.89
			Women 200m Backstroke	2:17.53
CHEN Yu-Rong	5 JAN 2000	1.65 / 5'5	Women 50m Butterfly	27.25
			Women 100m Butterfly	1:01.74
TUR - Turkey				
OZKAN Aleyna	1 FEB 2002	1.73 / 5'8	Women 50m Butterfly	26.83
			Women 100m Butterfly	1:00.08
			Women 200m Butterfly	2:20.61
SAMANCI Gulsen Beste	21 FEB 2000	1.69 / 5'7	Women 50m Breaststroke	31.73
			Women 100m Breaststroke	1:10.28
			Women 200m Breaststroke	2:33.83
UKR - Ukraine				
KOLESNYKOVA Maryna	15 FEB 2000	1.78 / 5'10	Women 100m Backstroke	1:01.85
			Women 200m Backstroke	2:12.02
STADNYK Yuliia	5 AUG 2000	1.78 / 5'10	Women 50m Butterfly	
			Women 100m Butterfly	1:00.51
			Women 200m Butterfly	2:14.62
USA - United States				
DONOHUE Maddie	16 NOV 2001	1.80 / 5'11	Women 400m Freestyle	4:13.79
			Women 800m Freestyle	8:38.62
DOUGLASS Kate	17 NOV 2001	1.78 / 5'10	Women 50m Freestyle	25.50
			Women 100m Freestyle	56.16
			Women 100m Breaststroke	1:10.05
			Women 200m Individual Medley	2:14.08
SIMS Kaitlynn	27 NOV 2000	1.78 / 5'10	Women 200m Freestyle	2:02.65
			Women 400m Freestyle	4:15.06
			Women 800m Freestyle	8:44.69
WHITE Rhyan	25 JAN 2000	1.65 / 5'5	Women 50m Backstroke	29.31
			Women 100m Backstroke	1:01.57
			Women 200m Backstroke	2:12.33
UZB - Uzbekistan				
KRITININA Natalya	6 JAN 2001	1.76 / 5'9	Women 50m Freestyle	26.44
			Women 100m Freestyle	58.96
MENLIBAEVA Bibigul	12 JUN 2001	1.74 / 5'9	Women 50m Breaststroke	32.67
			Women 100m Breaststroke	1:14.50
VEN - Venezuela				
LYON Lismar	19 OCT 2000	1.60 / 5'3	Women 50m Butterfly	27.27
			Women 100m Butterfly	1:01.85
SANTANDER Andrea	20 NOV 2001	1.68 / 5'6	Women 100m Freestyle	56.64
			Women 200m Individual Medley	2:19.47
VIE - Vietnam				
VU Thi Phuong Anh	3 MAR 2001	1.68 / 5'6	Women 200m Breaststroke	2:32.43
			Women 200m Individual Medley	2:20.38
VIN - St Vincent & Gren.				
ADAMS Ria Alyssa	9 NOV 2002	1.57 / 5'2	Women 50m Freestyle	32.46
ZAM - Zambia				
PHIRI Mia Ann	5 MAY 2003	1.65 / 5'5	Women 50m Freestyle	27.62
			Women 50m Backstroke	30.96

Note:

NOCs are not required to submit the names of the swimmers for a relay event until one hour before the session for the swim, but all relay only swimmers must swim at least once in the relay event for which they are entered.



Entry List by Event

As of FRI 5 OCT 2018

Event Number 27

REVISED
5 OCT 12:09

Number of entries: 58

Name	NOC Code	Date of Birth	Location of Qualification	Date of Qualification	Qualifying Time
SEEMANOVA Barbora	CZE	1 APR 2000	ISR (Netanya)	1 JUL 2017	25.06
KOEHLER Angelina	GER	12 NOV 2000	USA (Indianapolis)	28 AUG 2017	25.19
YAMAMOTO Mayuka	JPN	14 FEB 2000	JPN (Tokyo)	6 APR 2018	25.23
KLANCAR Neza	SLO	19 FEB 2000	ISR (Netanya)	1 JUL 2017	25.35
KLEVANOVICH Elizaveta	RUS	22 MAR 2001	FIN (Helsinki)	7 JUL 2018	25.43
JURCZYK Karolina	POL	25 NOV 2001	POL (Lodz)	24 MAY 2018	25.47
DOUGLASS Katherine	USA	17 NOV 2001	USA (East Meadow)	12 AUG 2017	25.50
FIEDKIEWICZ Kornelia	POL	5 AUG 2001	FIN (Helsinki)	7 JUL 2018	25.53
McSHARRY Mona	IRL	21 AUG 2000	IRL (Dublin)	7 APR 2018	25.54
LEIBEL Kyla	CAN	9 OCT 2001	CAN (Montreal)	5 APR 2018	25.59
WEBB Abbey	AUS	21 JAN 2001	AUS (Sydney)	21 APR 2018	25.63
ANTONIOU Kalia	CYP	6 APR 2000	GRE (Athens)	23 FEB 2018	25.66
LEMA Julieta	ARG	3 JAN 2000	ARG (Buenos Aires)	1 JUN 2018	25.66
PETKOVA Diana	BUL	10 JUN 2000	ISR (Netanya)	1 JUL 2017	25.77
HEINOLA Nea-Amanda	FIN	16 OCT 2000	FIN (Espoo)	12 MAY 2018	25.80
IKEMOTO Nagisa	JPN	25 AUG 2002	JPN (Tokyo)	21 MAY 2017	25.88
MALUKA Ieva	LAT	9 APR 2003	SWE (Stockholm)	7 APR 2018	25.97
MOORE Madelyn	BER	17 MAY 2000	ARU (Savaneta)	3 JUL 2018	25.97
SEMIZHON Alena	BLR	26 APR 2003	FIN (Helsinki)	7 JUL 2018	25.99
YANG Junxuan	CHN	26 JAN 2002	CHN (Taiyuan)	13 APR 2018	26.07
PHILLIP Elinah	IVB	3 APR 2000	GBR (Sheffield)	26 JUL 2018	26.14
DELGADO Anicka	ECU	13 JUN 2002	BOL (Cochabamba)	30 MAY 2017	26.17
BAIKOVA Arina	LAT	21 SEP 2000	LAT (Riga)	19 JUN 2018	26.38
KRITININA Natalya	UZB	6 JAN 2001	UZB (Tashkent)	26 FEB 2018	26.44
MACDONALD Emily	JAM	17 JUL 2003	COL (Barranquilla)	25 JUL 2018	26.44
MENCIA Mariel	DOM	13 FEB 2001	COL (Barranquilla)	25 JUL 2018	26.45
JUNEVIK Sara	SWE	14 FEB 2000	SWE (Stockholm)	7 APR 2018	26.47
PADRON SALAZAR Maria Beatriz	CRC	5 APR 2003	COL (Barranquilla)	25 JUL 2018	26.53
JORUNNARDOTTIR Snaefridur	ISL	31 OCT 2000	DEN (Odense)	14 JUL 2018	26.60
MOHAMED ABOUZAID Enjy	EGY	5 JAN 2000	ALG (Alger)	23 JUL 2018	26.63
POTOCKA Tamara	SVK	15 AUG 2002	SVK (Bratislava)	22 JUN 2018	26.63
SANSORES de la FUENTE Tayde Andrea	MEX	2 FEB 2000	MEX (Tijuana)	15 APR 2018	26.78
CHUE Christie May	SGP	3 JUL 2000	SGP (Singapore)	20 JUN 2018	26.87
OLIVA Nicole Justine Marie	PHI	20 DEC 2001	USA (Santa Clara)	10 JUN 2018	26.94
KAHLER Marlene	AUT	15 MAY 2001	AUT (Graz)	21 APR 2018	26.98
MARIN Ines	CHI	19 APR 2001	ARG (Buenos Aires)	1 JUN 2018	27.06
ROBERTS Samantha	ANT	21 APR 2000			27.13
PEREZ GARCIA Maria	LUX	13 MAR 2002	FRA (Bethune)	10 MAR 2018	27.60
PHIRI Mia Ann	ZAM	5 MAY 2003	ALG (Alger)	23 JUL 2018	27.62
AL YAFEI Lara Yousuf Ali	OMA	24 FEB 2002	SGP (Singapour)	23 JUN 2018	28.69
ZHDRELLA Melisa	KOS	10 MAY 2000			29.15
GEORGE Jadyne Amilah	GUY	6 JUN 2003			29.58
CHAI Ashley Xin Rou	BRU	10 NOV 2001		10 NOV 2017	29.63
WINTER Margie	FSM	20 FEB 2002		29 JUN 2018	30.07
AKIWO Roylin	PLW	26 JUN 2000	PNG (Port Moresby)	29 JUN 2018	31.19
KAMARA Ramatoulaye	SEN	9 MAR 2000	SEN (Dakar)	14 JUL 2018	31.91
CHANG'ANAMUNO Tayamika	MAW	1 JUL 2000			32.07
ADAMS Ria Alyssa	VIN	9 NOV 2002	LCA (St Lucia)	6 APR 2017	32.46
HEPLER Kayla	MHL	22 MAR 2002	PNG (Port Moresby)	29 JUN 2018	32.70
CHAMBERLAIN Sompethana	LAO	22 AUG 2001		16 MAY 2018	33.67
SAUVOREL Chloe	CAF	18 JUN 2000			33.84
SALIMA Ahmadou Youssoufou	NIG	21 OCT 2003	NIG (Niamey)	14 JUL 2018	42.63



Entry List by Event

As of FRI 5 OCT 2018


Event Number 27

REVISED
5 OCT 12:09

Number of entries: **58**

Name	NOC Code	Date of Birth	Location of Qualification	Date of Qualification	Qualifying Time
ABDALLAH ATTOUMANI Maria	COM	18 SEP 2001			
ABUSHAMMALEH Mera	PLE	1 JAN 2002			
EKOMBA Rita	GEQ	10 DEC 2000			
RADJI Nafissath Abeke	BEN	2 AUG 2002			
SESSOUMA Gniene Faouzia	BUR	20 OCT 2002			
TYURINA Anastasiya	TJK	27 SEP 2001			

REVISED Event numbers have been revised



Medallists

Medal	Name	NOC
GOLD	SEEMANOVA Barbora	CZE - Czech Republic
SILVER	YAMAMOTO Mayuka	JPN - Japan
BRONZE	YANG Junxuan	CHN - People's Republic of China
BRONZE	KLANCAR Neza	SLO - Slovenia



Results

Event Number 27

Rank	Lane	Name	NOC Code	R.T.	Time	Time Behind
1	4	SEEMANOVA Barbora	CZE	0.66	25.14	
2	1	YAMAMOTO Mayuka	JPN	0.62	25.39	0.25
3	3	YANG Junxuan	CHN	0.68	25.47	0.33
3	6	KLANCAR Neza	SLO	0.76	25.47	0.33
5	5	McSHARRY Mona	IRL	0.66	25.54	0.40
6	2	PETKOVA Diana	BUL	0.71	25.56	0.42
7	7	DOUGLASS Kate	USA	0.73	25.83	0.69
8	8	KLEVANOVICH Elizaveta	RUS	0.77	26.05	0.91

Legend:

R.T. Reaction Time



Results Summary

Event Number 27

Rank	Heat	Lane	Name	Date of Birth	NOC Code	R.T.	Time	Time Behind
1	2	4	SEEMANOVA Barbora	1 APR 2000	CZE	0.68	25.33	Q
2	2	3	McSHARRY Mona	21 AUG 2000	IRL	0.66	25.42	0.09 Q
3	1	4	YANG Junxuan	26 JAN 2002	CHN	0.67	25.43	0.10 Q
4	2	5	KLANCAR Neza	19 FEB 2000	SLO	0.74	25.47	0.14 Q
5	1	2	PETKOVA Diana	10 JUN 2000	BUL	0.73	25.53	0.20 Q
6	1	5	DOUGLASS Kate	17 NOV 2001	USA	0.73	25.57	0.24 Q
7	1	3	YAMAMOTO Mayuka	14 FEB 2000	JPN	0.61	25.62	0.29 Q
8	1	6	KLEVANOVICH Elizaveta	22 MAR 2001	RUS	0.72	25.74	0.41 Q
9	1	1	FIEDKIEWICZ Kornelia	5 AUG 2001	POL	0.66	25.76	0.43
10	2	1	LEIBEL Kyla	9 OCT 2001	CAN	0.74	25.77	0.44
11	2	2	WEBB Abbey	21 JAN 2001	AUS	0.84	25.80	0.47
12	2	6	ANTONIOU Kalia	6 APR 2000	CYP	0.75	25.95	0.62
13	2	7	LEMA Julieta	3 JAN 2000	ARG	0.68	25.99	0.66
14	1	7	HEINOLA Nea-Amanda	16 OCT 2000	FIN	0.68	26.49	1.16
15	1	8	SEMIZHON Alena	26 APR 2003	BLR	0.73	26.56	1.23
15	2	8	PHILLIP Elinah	3 APR 2000	IVB	0.63	26.56	1.23

Legend:

Q Qualified for next phase

R.T. Reaction Time



Results Summary

Event Number 27

Rank	Heat	Lane	Name	Date of Birth	NOC Code	R.T.	Time	Time Behind
1	7	4	SEEMANOVA Barbora	1 APR 2000	CZE	0.67	25.44	Q
2	6	1	YANG Junxuan	26 JAN 2002	CHN	0.69	25.65	0.21 Q
2	7	5	KLANCAR Neza	19 FEB 2000	SLO	0.79	25.65	0.21 Q
4	7	3	DOUGLASS Kate	17 NOV 2001	USA	0.72	25.71	0.27 Q
5	5	3	McSHARRY Mona	21 AUG 2000	IRL	0.68	25.76	0.32 Q
6	5	4	YAMAMOTO Mayuka	14 FEB 2000	JPN	0.64	25.80	0.36 Q
7	7	2	ANTONIOU Kalia	6 APR 2000	CYP	0.74	25.86	0.42 Q
8	6	5	KLEVANOVICH Elizaveta	22 MAR 2001	RUS	0.73	25.99	0.55 Q
8	6	6	WEBB Abbey	21 JAN 2001	AUS	0.78	25.99	0.55 Q
10	6	2	PETKOVA Diana	10 JUN 2000	BUL	0.75	26.00	0.56 Q
11	5	6	LEMA Julieta	3 JAN 2000	ARG	0.69	26.02	0.58 Q
12	5	2	HEINOLA Nea-Amanda	16 OCT 2000	FIN	0.75	26.08	0.64 Q
13	6	4	KOEHLER Angelina	12 NOV 2000	GER	0.77	26.15	0.71 Q
14	7	6	LEIBEL Kyla	9 OCT 2001	CAN	0.71	26.19	0.75 Q
15	6	3	FIEDKIEWICZ Kornelia	5 AUG 2001	POL	0.67	26.21	0.77 Q
16	5	1	PHILLIP Elinah	3 APR 2000	IVB	0.66	26.22	0.78 Q
17	7	1	SEMIZHON Alena	26 APR 2003	BLR	0.76	26.32	0.88
18	7	7	IKEMOTO Nagisa	25 AUG 2002	JPN	0.69	26.52	1.08
19	7	8	DELGADO Anicka	13 JUN 2002	ECU	0.64	26.78	1.34
20	6	7	MALUKA Ieva	9 APR 2003	LAT	0.68	26.80	1.36
21	5	7	MOORE Madelyn	17 MAY 2000	BER	0.61	26.81	1.37
22	4	8	CHUE Christie May	3 JUL 2000	SGP	0.68	26.83	1.39
23	4	1	SANSORES de la FU.	2 FEB 2000	MEX	0.68	27.01	1.57
24	5	5	JURCZYK Karolina	25 NOV 2001	POL	0.70	27.07	1.63
25	4	7	POTOCKA Tamara	15 AUG 2002	SVK	0.72	27.10	1.66
26	4	2	MOHAMED ABOUZAIID Enjy	5 JAN 2000	EGY	0.72	27.12	1.68
27	5	8	KRITININA Natalya	6 JAN 2001	UZB	0.66	27.13	1.69
28	3	4	MARIN Ines	19 APR 2001	CHI	0.63	27.16	1.72
28	4	3	JUNEVIK Sara	14 FEB 2000	SWE	0.76	27.16	1.72
30	6	8	BAIKOVA Arina	21 SEP 2000	LAT	0.64	27.22	1.78
31	4	6	JORUNNARDOTTIR Snaefridur	31 OCT 2000	ISL	0.74	27.34	1.90
32	4	5	MENCIA Mariel	13 FEB 2001	DOM	0.69	27.37	1.93
33	4	4	MACDONALD Emily	17 JUL 2003	JAM	0.71	27.51	2.07
34	3	3	PEREZ GARCIA Maria	13 MAR 2002	LUX	0.69	27.57	2.13
35	3	5	ROBERTS Samantha	21 APR 2000	ANT	0.81	28.26	2.82
36	3	6	PHIRI Mia Ann	5 MAY 2003	ZAM	0.70	28.28	2.84
37	3	1	GEORGE JadyN Amilah	6 JUN 2003	GUY	0.70	29.15	3.71
38	3	7	ZHDRELLA Melisa	10 MAY 2000	KOS	0.70	29.41	3.97
39	3	8	CHAI Ashley Xin Rou	10 NOV 2001	BRU	0.70	29.52	4.08
40	3	2	AL YAFEI Lara Yousuf Ali	24 FEB 2002	OMA	0.67	29.59	4.15
41	2	4	WINTER Margie	20 FEB 2002	FSM	0.68	29.80	4.36
42	1	7	TYURINA Anastasiya	27 SEP 2001	TJK	0.77	29.92	4.48
43	2	3	KAMARA Ramatoulaye	9 MAR 2000	SEN	0.71	30.34	4.90
44	2	5	AKIWO Roylin	26 JUN 2000	PLW	0.66	31.27	5.83
45	1	4	ABUSHAMMALEH Mera	1 JAN 2002	PLE	0.78	31.78	6.34
46	1	6	RADJI Nafissath Abeke	2 AUG 2002	BEN	0.86	31.93	6.49
47	2	6	CHANG'ANAMUNO Tayamika	1 JUL 2000	MAW	0.74	32.12	6.68
48	2	1	CHAMBERLAIN Sompathana	22 AUG 2001	LAO	0.80	32.73	7.29
49	2	7	HEPLER Kayla	22 MAR 2002	MHL	0.64	32.81	7.37
50	2	2	ADAMS Ria Alyssa	9 NOV 2002	VIN	0.78	33.26	7.82
51	2	8	SAUVOUREL Chloe	18 JUN 2000	CAF	0.78	34.54	9.10
52	1	2	EKOMBA Rita	10 DEC 2000	GEQ	0.79	42.22	16.78
53	1	3	SESSOUMA Gniene Faouzia	20 OCT 2002	BUR	0.89	42.29	16.85



Results Summary

Event Number 27

Rank	Heat	Lane	Name	Date of Birth	NOC Code	R.T.	Time	Time Behind
	1	5	ABDALLAH ATTOUMANI Maria	18 SEP 2001	COM		DSQ	

Legend:

Q Qualified for next phase

R.T. Reaction Time


Entry List by Event

As of FRI 5 OCT 2018

Event Number 9
REVISED
 5 OCT 12:07

Number of entries: 48

Name	NOC Code	Date of Birth	Location of Qualification	Date of Qualification	Qualifying Time
YANG Junxuan	CHN	26 JAN 2002	CHN (Taiyuan)	13 APR 2018	54.26
SEEMANOVA Barbora	CZE	1 APR 2000	ISR (Netanya)	29 JUN 2017	54.62
KLEVANOVICH Elizaveta	RUS	22 MAR 2001	FIN (Helsinki)	4 JUL 2018	55.22
WEBB Abbey	AUS	21 JAN 2001	AUS (Sydney)	26 APR 2018	55.32
IKEMOTO Nagisa	JPN	25 AUG 2002	JPN (Tokyo)	7 APR 2018	55.47
YAMAMOTO Mayuka	JPN	14 FEB 2000	JPN (Tokyo)	26 MAY 2018	55.54
KLANCAR Neza	SLO	19 FEB 2000	NED (Eindhoven)	14 APR 2018	55.65
LEIBEL Kyla	CAN	9 OCT 2001	CAN (Edmonton)	18 JUL 2018	55.65
MALUKA Ieva	LAT	9 APR 2003	FIN (Helsinki)	5 JUL 2018	55.94
TREVISAN RAURICH Rafaela	BRA	31 OCT 2000	BRA (Rio de Janeiro)	19 APR 2018	55.96
MROZINSKI Julia Maria	GER	16 FEB 2000	GER (Berlin)	20 JUL 2018	56.06
GOLD Aleksa	EST	3 JAN 2000	CAN (Montreal)	8 APR 2018	56.09
KOEHLER Angelina	GER	12 NOV 2000	GER (Berlin)	29 MAY 2018	56.09
DOUGLASS Katherine	USA	17 NOV 2001	USA (East Meadow)	9 AUG 2017	56.16
ANTONIOU Kalia	CYP	6 APR 2000	MAR (Marrakech)	5 MAY 2018	56.27
JORUNNARDOTTIR Snaefridur	ISL	31 OCT 2000	DEN (Odense)	12 JUL 2018	56.31
CHUE Christie May	SGP	3 JUL 2000	SGP (Singapore)	14 MAR 2018	56.47
HEINOLA Nea-Amanda	FIN	16 OCT 2000	ISR (Netanya)	28 JUN 2017	56.50
GORBENKO Anastasia	ISR	7 AUG 2003	FIN (Helsinki)	4 JUL 2018	56.51
VIEIRA Ana Carolina	BRA	24 OCT 2001	BRA (Rio de Janeiro)	19 APR 2018	56.58
SANTANDER Andrea	VEN	20 NOV 2001	COL (Barranquilla)	20 JUL 2018	56.64
SEMIZHON Alena	BLR	26 APR 2003	BLR (Brest)	31 JAN 2018	56.66
FIEDKIEWICZ Kornelia	POL	5 AUG 2001	SWE (Stockholm)	8 APR 2018	56.70
HO Tinky	HKG	30 APR 2002	HKG (Hong-Kong)	15 APR 2018	56.74
DELGADO Anicka	ECU	13 JUN 2002	USA (Indianapolis)	24 AUG 2017	56.79
RICHTER Leoni	SUI	19 SEP 2000	SUI (Geneva)	7 APR 2018	57.07
POTOCKA Tamara	SVK	15 AUG 2002	FIN (Helsinki)	4 JUL 2018	57.09
LEMA Julieta	ARG	3 JAN 2000	USA (Coral Spring)	21 JAN 2018	57.12
PETKOVA Diana	BUL	10 JUN 2000	BUL (Sofia)	29 JUN 2018	57.15
JURCZYK Karolina	POL	25 NOV 2001	POL (Lodz)	27 MAY 2018	57.17
FAIRWEATHER Erika	NZL	31 DEC 2003	NZL (Auckland)	6 JUL 2018	57.19
OLIVA Nicole Justine Marie	PHI	20 DEC 2001	USA (Atlanta)	1 MAR 2018	57.24
JUNEVIK Sara	SWE	14 FEB 2000	USA (Indianapolis)	24 AUG 2017	57.30
KAHLER Marlene	AUT	15 MAY 2001	AUT (Graz)	22 APR 2018	57.32
MACDONALD Emily	JAM	17 JUL 2003	ARU (Savaneta)	2 JUL 2018	57.95
MOORE Madelyn	BER	17 MAY 2000	COL (Barranquilla)	25 JUL 2018	58.06
COETZEE Dune	RSA	14 MAY 2002	RSA (Durban)	7 APR 2017	58.57
PADRON SALAZAR Maria Beatriz	CRC	5 APR 2003	COL (Barranquilla)	22 JUL 2018	58.71
PEREZ GARCIA Maria	LUX	13 MAR 2002	FRA (Bethune)	11 MAR 2018	58.84
MOHAMED ABOUZAID Enjy	EGY	5 JAN 2000	EGY (Cairo)	17 APR 2018	58.90
KRITININA Natalya	UZB	6 JAN 2001	LAT (Riga)	21 JUN 2018	58.96
PHILLIP Elinah	IVB	3 APR 2000	JAM (Kingston)	2 APR 2018	58.98
MARIN Ines	CHI	19 APR 2001	ARG (Buenos Aires)	2 JUN 2018	59.08
ROBERTS Samantha	ANT	21 APR 2000			1:00.31
TUMIOTTO Sonia Franco	TAN	14 JUL 2001	USA (Indianapolis)	27 AUG 2017	1:00.90
GEORGE Jadyn Amilah	GUY	6 JUN 2003			1:05.97
YOUNG Robyn	SWZ	19 DEC 2000	ALG (Alger)	22 JUL 2018	1:06.23
PALESTRINI Aaliyah	SEY	10 JAN 2003			

REVISED Event numbers have been revised



Medallists

Medal	Name	NOC
GOLD	SEEMANOVA Barbora	CZE - Czech Republic
SILVER	YANG Junxuan	CHN - People's Republic of China
BRONZE	KLANCAR Neza	SLO - Slovenia



Results

Event Number 9

Rank	Lane	Name	NOC Code	R.T.	50m	Time	Time Behind
1	4	SEEMANOVA Barbora	CZE	0.68	(1) 26.19	54.19 28.00	
2	5	YANG Junxuan	CHN	0.67	(2) 26.47	54.43 27.96	0.24
3	3	KLANCAR Neza	SLO	0.77	(4) 26.61	54.55 27.94	0.36
4	6	IKEMOTO Nagisa	JPN	0.68	(3) 26.54	55.37 28.83	1.18
5	7	WEBB Abbey	AUS	0.76	(6) 27.08	55.61 28.53	1.42
6	2	KLEVANOVICH Elizaveta	RUS	0.76	(7) 27.45	55.68 28.23	1.49
7	8	GORBENKO Anastasia	ISR	0.77	(5) 26.94	55.88 28.94	1.69
8	1	LEIBEL Kyla	CAN	0.70	(8) 27.58	56.16 28.58	1.97

Legend:

R.T. Reaction Time



Results Summary


Event Number 9

Rank	Heat	Lane	Name	Date of Birth	NOC Code	R.T.	50m	Time	Time Behind
1	2	4	SEEMANOVA Barbora	1 APR 2000	CZE	0.68	26.50	54.61 28.11	Q
2	2	2	YANG Junxuan	26 JAN 2002	CHN	0.69	26.80	54.79 27.99	0.18 Q
3	2	5	KLANCAR Neza	19 FEB 2000	SLO	0.77	26.98	55.10 28.12	0.49 Q
4	1	4	IKEMOTO Nagisa	25 AUG 2002	JPN	0.66	26.67	55.25 28.58	0.64 Q
5	2	3	KLEVANOVICH Elizaveta	22 MAR 2001	RUS	0.80	27.45	55.34 27.89	0.73 Q
6	1	3	WEBB Abbey	21 JAN 2001	AUS	0.76	27.25	55.69 28.44	1.08 Q
7	2	6	LEIBEL Kyla	9 OCT 2001	CAN	0.78	26.87	55.93 29.06	1.32 Q
8	1	6	GORBENKO Anastasia	7 AUG 2003	ISR	0.75	27.08	56.21 29.13	1.60 Q
9	1	5	YAMAMOTO Mayuka	14 FEB 2000	JPN	0.64	26.92	56.37 29.45	1.76
10	1	7	ANTONIOU Kalia	6 APR 2000	CYP	0.77	27.20	56.63 29.43	2.02
11	1	1	TREVISAN RAURICH Rafaela	31 OCT 2000	BRA	0.71	28.02	56.64 28.62	2.03
12	1	2	MALUKA Ieva	9 APR 2003	LAT	0.66	27.72	56.65 28.93	2.04
13	2	8	PETKOVA Diana	10 JUN 2000	BUL	0.73	26.54	56.82 30.28	2.21
14	2	1	DOUGLASS Kate	17 NOV 2001	USA	0.77	27.70	57.15 29.45	2.54
15	1	8	CHUE Christie May	3 JUL 2000	SGP	0.67	27.34	57.29 29.95	2.68
16	2	7	DELGADO Anicka	13 JUN 2002	ECU	0.66	27.05	57.67 30.62	3.06

Legend:

Q Qualified for next phase

R.T. Reaction Time



Results Summary

Event Number 9

Rank	Heat	Lane	Name	Date of Birth	NOC Code	R.T.	50m	Time	Time Behind
1	5	4	SEEMANOVA Barbora	1 APR 2000	CZE	0.67	26.31	55.15 28.84	Q
2	5	5	IKEMOTO Nagisa	25 AUG 2002	JPN	0.72	26.83	55.51 28.68	0.36 Q
3	5	3	KLANCAR Neza	19 FEB 2000	SLO	0.77	27.28	55.59 28.31	0.44 Q
4	4	5	YAMAMOTO Mayuka	14 FEB 2000	JPN	0.67	26.81	55.95 29.14	0.80 Q
5	4	4	KLEVANOVICH Elizaveta	22 MAR 2001	RUS	0.87	27.76	55.99 28.23	0.84 Q
6	6	5	WEBB Abbey	21 JAN 2001	AUS	0.77	27.79	56.10 28.31	0.95 Q
7	6	3	LEIBEL Kyla	9 OCT 2001	CAN	0.68	27.41	56.21 28.80	1.06 Q
8	6	1	GORBENKO Anastasia	7 AUG 2003	ISR	0.78	27.78	56.33 28.55	1.18 Q
9	6	4	YANG Junxuan	26 JAN 2002	CHN	0.70	27.58	56.50 28.92	1.35 Q
10	4	3	MALUKA Ieva	9 APR 2003	LAT	0.69	27.78	56.64 28.86	1.49 Q
11	3	4	DELGADO Anicka	13 JUN 2002	ECU	0.67	27.29	56.75 29.46	1.60 Q
12	4	2	ANTONIOU Kalia	6 APR 2000	CYP	0.79	27.71	56.76 29.05	1.61 Q
13	5	2	DOUGLASS Kate	17 NOV 2001	USA	0.74	27.72	56.80 29.08	1.65 Q
13	6	6	TREVISAN RAURICH Rafaela	31 OCT 2000	BRA	0.72	27.74	56.80 29.06	1.65 Q
15	3	2	PETKOVA Diana	10 JUN 2000	BUL	0.74	27.23	56.83 29.60	1.68 Q
16	5	7	CHUE Christie May	3 JUL 2000	SGP	0.68	27.36	56.92 29.56	1.77 Q
17	5	6	MROZINSKI Julia Maria	16 FEB 2000	GER	0.72	27.16	56.97 29.81	1.82
18	5	1	VIEIRA Ana Carolina	24 OCT 2001	BRA	0.68	27.43	57.00 29.57	1.85
19	3	6	LEMA Julieta	3 JAN 2000	ARG	0.71	26.67	57.07 30.40	1.92
20	3	1	FAIRWEATHER Erika	31 DEC 2003	NZL	0.71	27.80	57.16 29.36	2.01
21	4	7	HEINOLA Nea-Amanda	16 OCT 2000	FIN	0.80	27.28	57.22 29.94	2.07
21	6	7	JORUNNARDOTTIR Snaefridur	31 OCT 2000	ISL	0.74	27.26	57.22 29.96	2.07
23	3	5	RICHTER Leoni	19 SEP 2000	SUI	0.74	27.73	57.27 29.54	2.12
23	6	2	KOEHLER Angelina	12 NOV 2000	GER	0.78	27.83	57.27 29.44	2.12
25	6	8	SEMIZHON Alena	26 APR 2003	BLR	0.76	27.87	57.31 29.44	2.16
26	3	8	OLIVA NJM	20 DEC 2001	PHI	0.78	27.66	57.33 29.67	2.18
27	4	6	GOLD Aleksa	3 JAN 2000	EST	0.75	27.33	57.42 30.09	2.27
28	5	8	FIEDKIEWICZ Kornelia	5 AUG 2001	POL	0.64	27.27	57.63 30.36	2.48
29	4	8	HO Tinky	30 APR 2002	HKG	0.70	28.08	58.02 29.94	2.87



Results Summary

Event Number 9

Rank	Heat	Lane	Name	Date of Birth	NOC Code	R.T.	50m	Time	Time Behind
30	4	1	SANTANDER Andrea	20 NOV 2001	VEN	0.83	28.15	58.24 30.09	3.09
31	2	4	JUNEVIK Sara	14 FEB 2000	SWE	0.75	28.14	58.42 30.28	3.27
32	2	6	PADRON SALAZAR MB	5 APR 2003	CRC	0.75	28.33	58.66 30.33	3.51
33	3	3	POTOCKA Tamara	15 AUG 2002	SVK	0.73	28.34	58.69 30.35	3.54
34	2	3	MOORE Madelyn	17 MAY 2000	BER	0.64	28.18	58.81 30.63	3.66
35	2	7	MOHAMED ABOUZAID Enjy	5 JAN 2000	EGY	0.69	28.27	58.86 30.59	3.71
36	2	8	MARIN Ines	19 APR 2001	CHI	0.64	27.79	58.98 31.19	3.83
37	2	1	KRITININA Natalya	6 JAN 2001	UZB	0.65	29.02	59.72 30.70	4.57
38	3	7	JURCZYK Karolina	25 NOV 2001	POL	0.70	27.76	59.78 32.02	4.63
39	2	5	MACDONALD Emily	17 JUL 2003	JAM	0.77	28.41	59.98 31.57	4.83
40	2	2	PEREZ GARCIA Maria	13 MAR 2002	LUX	0.71	29.16	1:00.60 31.44	5.45
41	1	5	TUMIOTTO Sonia Franco	14 JUL 2001	TAN	0.67	29.60	1:01.47 31.87	6.32
42	1	4	ROBERTS Samantha	21 APR 2000	ANT	0.75	29.54	1:01.91 32.37	6.76
43	1	2	PALESTRINI Aaliyah	10 JAN 2003	SEY	0.69	30.31	1:03.07 32.76	7.92
44	1	3	GEORGE Jadyne Amilah	6 JUN 2003	GUY	0.75	30.58	1:04.10 33.52	8.95
45	1	6	YOUNG Robyn	19 DEC 2000	SWZ	0.78	30.98	1:06.53 35.55	11.38

Legend:

Q Qualified for next phase

R.T. Reaction Time



Entry List by Event

As of FRI 5 OCT 2018

Event Number 24

REVISED
5 OCT 12:09

Number of entries: 37

Name	NOC Code	Date of Birth	Location of Qualification	Date of Qualification	Qualifying Time
YANG Junxuan	CHN	26 JAN 2002	CHN (Taiyuan)	13 APR 2018	1:56.79
KESELY Ajna	HUN	10 SEP 2001	USA (Indianapolis)	28 AUG 2017	1:57.10
RYAN Michaela	AUS	11 MAR 2002	AUS (Sydney)	24 APR 2018	1:58.91
SEEMANOVA Barbora	CZE	1 APR 2000	ISR (Netanya)	1 JUL 2017	1:59.32
IKEMOTO Nagisa	JPN	25 AUG 2002	JPN (Tokyo)	4 APR 2018	1:59.53
TREVISAN RAURICH Rafaela	BRA	31 OCT 2000	BRA (Rio de Janeiro)	2 MAY 2017	1:59.68
KNOP Aleksandra	POL	9 SEP 2003	POL (Lodz)	25 MAY 2018	2:00.03
MROZINSKI Julia Maria	GER	16 FEB 2000	GER (Berlin)	21 JUL 2018	2:00.23
HO Tinky	HKG	30 APR 2002	HKG (Hong-Kong)	14 APR 2018	2:00.47
WEBB Abbey	AUS	21 JAN 2001	AUS (Sydney)	23 APR 2018	2:00.64
BAROCSAI Petra	HUN	7 NOV 2001	HUN (Debrecen)	22 APR 2017	2:00.75
KLANCAR Neza	SLO	19 FEB 2000	SLO (Kranj)	20 APR 2018	2:00.80
LEIBEL Kyla	CAN	9 OCT 2001	CAN (Vancouver)	1 JUN 2018	2:01.48
OLIVA Nicole Justine Marie	PHI	20 DEC 2001	USA (Santa Clara)	8 JUN 2018	2:01.64
GOLD Aleksa	EST	3 JAN 2000	CAN (Montreal)	6 APR 2018	2:01.67
JORUNNARDOTTIR Snaefridur	ISL	31 OCT 2000	DEN (Odense)	15 JUL 2018	2:01.82
KAHLER Marlene	AUT	15 MAY 2001	NED (Eindhoven)	13 APR 2018	2:02.04
COETZEE Dune	RSA	14 MAY 2002	RSA (Port Elizabeth)	24 APR 2018	2:02.24
RIEDER Celine	GER	18 JAN 2001	GER (Berlin)	31 MAY 2017	2:02.46
FAIRWEATHER Erika	NZL	31 DEC 2003	NZL (Auckland)	3 JUL 2018	2:02.56
CHUE Christie May	SGP	3 JUL 2000	SGP (Singapore)	14 MAR 2018	2:02.64
SIMS Kaitlynn	USA	27 NOV 2000	USA (Atlanta)	3 MAR 2018	2:02.65
RICHTER Leoni	SUI	19 SEP 2000	SUI (Geneva)	6 APR 2018	2:02.78
KLEVANOVICH Elizaveta	RUS	22 MAR 2001	RUS (Moscow)	23 APR 2018	2:02.98
VIEIRA Ana Carolina	BRA	24 OCT 2001	BRA (Rio de Janeiro)	20 APR 2018	2:03.07
MALUKA Ieva	LAT	9 APR 2003	LTU (Kaunas)	23 MAR 2018	2:03.15
BEAVON Kate Jean	RSA	17 APR 2000	RSA (Durban)	5 APR 2017	2:03.19
RYPESTOEL Malene	NOR	5 MAR 2001	NOR (Oslo)	12 JUL 2018	2:03.50
GALISTEO ZAPATERO Andrea	ESP	21 APR 2001	ESP (Malaga)	10 APR 2018	2:03.70
HEINOLA Nea-Amanda	FIN	16 OCT 2000	FIN (Jyvaskyla)	1 JUL 2018	2:03.79
ALKARAMOVA Fatima	AZE	26 JUN 2002	HUN (Gyor)	28 JUL 2018	2:04.02
BELLO Samantha	PER	27 APR 2003	CHI (Santiago de Chile)	2 OCT 2017	2:05.94
FRAZAO Alexandra	POR	27 APR 2002	POR (Funchal)	25 MAR 2018	2:06.33
MARIN Ines	CHI	19 APR 2001	ARG (Buenos Aires)	3 JAN 2018	2:06.35
CHEBARAKA Majda	ALG	17 APR 2000	EGY (Cairo)	16 NOV 2017	2:07.88
TUMIOTTO Sonia Franco	TAN	14 JUL 2001	USA (Indianapolis)	24 AUG 2017	2:11.01
KUIPERS Natalia	ISV	13 JUN 2002			2:13.52

REVISED Event numbers have been revised



Medallists

Medal	Name	NOC
GOLD	KESELY Ajna	HUN - Hungary
SILVER	YANG Junxuan	CHN - People's Republic of China
BRONZE	SEEMANOVA Barbora	CZE - Czech Republic



Results

Event Number 24

Rank	Lane	Name	NOC Code	R.T.	50m	100m	150m	Time	Time Behind
1	4	KESELY Ajna	HUN	0.71	(4) 27.98	(1) 58.03 30.05	(1) 1:28.33 30.30	1:57.88 29.55	
2	3	YANG Junxuan	CHN	0.70	(5) 28.02	(2) 58.14 30.12	(2) 1:28.53 30.39	1:58.05 29.52	0.17
3	6	SEEMANOVA Barbora	CZE	0.73	(1) 27.50	(4) 58.28 30.78	(3) 1:28.87 30.59	1:58.25 29.38	0.37
4	5	MROZINSKI Julia Maria	GER	0.70	(2) 27.66	(3) 58.16 30.50	(4) 1:29.03 30.87	1:58.84 29.81	0.96
5	7	IKEMOTO Nagisa	JPN	0.66	(3) 27.75	(5) 58.82 31.07	(5) 1:29.08 30.26	1:59.89 30.81	2.01
6	2	TREVISAN RAURICH Rafaela	BRA	0.73	(7) 28.96	(7) 59.50 30.54	(7) 1:31.08 31.58	2:01.81 30.73	3.93
7	8	OLIVA Nicole Justine Marie	PHI	0.68	(6) 28.37	(8) 59.71 31.34	(6) 1:30.56 30.85	2:02.13 31.57	4.25
8	1	KAHLER Marlene	AUT	0.76	(8) 28.97	(6) 59.13 30.16	(8) 1:31.27 32.14	2:02.57 31.30	4.69

Legend:

R.T. Reaction Time



Results Summary

Event Number 24

Rank	Heat	Lane	Name	Date of Birth	NOC Code	R.T.	50m	100m	150m	Time	Time Behind
1	4	4	KESELY Ajna	10 SEP 2001	HUN	0.73	28.68	58.65 29.97	1:29.21 30.56	1:59.52 30.31	Q
2	4	3	MROZINSKI Julia Maria	16 FEB 2000	GER	0.70	28.08	58.39 30.31	1:29.52 31.13	2:00.00 30.48	0.48 Q
3	5	4	YANG Junxuan	26 JAN 2002	CHN	0.69	28.51	59.43 30.92	1:30.57 31.14	2:00.43 29.86	0.91 Q
4	5	5	SEEMANOVA Barbora	1 APR 2000	CZE	0.70	28.50	59.53 31.03	1:30.57 31.04	2:00.44 29.87	0.92 Q
5	3	5	TREVISAN RAURICH Rafaela	31 OCT 2000	BRA	0.71	28.41	58.86 30.45	1:29.55 30.69	2:00.73 31.18	1.21 Q
6	4	5	IKEMOTO Nagisa	25 AUG 2002	JPN	0.66	28.44	59.60 31.16	1:30.57 30.97	2:01.18 30.61	1.66 Q
7	5	7	KAHLER Marlene	15 MAY 2001	AUT	0.76	28.24	59.16 30.92	1:29.97 30.81	2:01.43 31.46	1.91 Q
8	5	2	OLIVA NJM	20 DEC 2001	PHI	0.66	28.98	59.23 30.25	1:30.86 31.63	2:02.08 31.22	2.56 Q
9	5	1	FAIRWEATHER Erika	31 DEC 2003	NZL	0.69	29.32	59.72 30.40	1:31.70 31.98	2:02.32 30.62	2.80
10	5	6	WEBB Abbey	21 JAN 2001	AUS	0.79	29.09	1:00.91 31.82	1:32.27 31.36	2:02.48 30.21	2.96
11	3	2	JORUNNARDOTTIR Snaefridur	31 OCT 2000	ISL	0.72	29.83	1:00.52 30.69	1:32.04 31.52	2:02.51 30.47	2.99
12	3	6	LEIBEL Kyla	9 OCT 2001	CAN	0.81	28.46	59.27 30.81	1:30.33 31.06	2:02.69 32.36	3.17
13	4	1	CHUE Christie May	3 JUL 2000	SGP	0.66	28.45	59.06 30.61	1:31.22 32.16	2:02.72 31.50	3.20
14	4	7	COETZEE Dune	14 MAY 2002	RSA	0.68	28.35	59.82 31.47	1:31.04 31.22	2:02.83 31.79	3.31
15	4	6	BAROCSAI Petra	7 NOV 2001	HUN	0.71	28.81	1:00.44 31.63	1:31.72 31.28	2:02.87 31.15	3.35
16	5	3	KNOP Aleksandra	9 SEP 2003	POL	0.63	29.48	1:00.74 31.26	1:32.26 31.52	2:03.25 30.99	3.73
17	2	4	MALUKA Ieva	9 APR 2003	LAT	0.68	29.15	1:00.32 31.17	1:32.42 32.10	2:03.72 31.30	4.20
18	3	3	HO Tinky	30 APR 2002	HKG	0.70	29.19	1:00.12 30.93	1:32.50 32.38	2:03.81 31.31	4.29
19	3	1	SIMS Kaitlynn	27 NOV 2000	USA	0.86	30.15	1:00.72 30.57	1:33.08 32.36	2:04.23 31.15	4.71
20	4	2	GOLD Aleksa	3 JAN 2000	EST	0.76	29.15	1:00.51 31.36	1:32.79 32.28	2:04.27 31.48	4.75
21	3	7	RIEDER Celine	18 JAN 2001	GER	0.71	29.05	1:00.62 31.57	1:32.42 31.80	2:04.48 32.06	4.96
22	2	1	BELLO Samantha	27 APR 2003	PER	0.77	29.81	1:00.78 30.97	1:33.12 32.34	2:04.95 31.83	5.43
22	3	4	RYAN Michaela	11 MAR 2002	AUS	0.78	29.02	1:00.18 31.16	1:32.60 32.42	2:04.95 32.35	5.43
24	2	3	GALISTEO ZAPATERO Andrea	21 APR 2001	ESP	0.77	30.64	1:02.05 31.41	1:34.02 31.97	2:05.06 31.04	5.54
25	2	5	BEAVON Kate Jean	17 APR 2000	RSA	0.75	29.07	1:00.42 31.35	1:32.79 32.37	2:05.88 33.09	6.36
26	4	8	KLEVANOVICH Elizaveta	22 MAR 2001	RUS	0.75	29.44	1:01.85 32.41	1:33.44 31.59	2:06.08 32.64	6.56
27	2	6	HEINOLA Nea-Amanda	16 OCT 2000	FIN	0.79	28.84	1:01.21 32.37	1:33.92 32.71	2:06.78 32.86	7.26
27	3	8	VIEIRA Ana Carolina	24 OCT 2001	BRA	0.66	29.15	1:00.99 31.84	1:33.22 32.23	2:06.78 33.56	7.26
29	1	4	MARIN Ines	19 APR 2001	CHI	0.64	30.44	1:03.63 33.19	1:35.65 32.02	2:07.53 31.88	8.01



Results Summary

Event Number 24

Rank	Heat	Lane	Name	Date of Birth	NOC Code	R.T.	50m	100m	150m	Time	Time Behind
30	2	2	ALKARAMOVA Fatima	26 JUN 2002	AZE	0.76	30.30	1:02.18 31.88	1:36.03 33.85	2:08.99 32.96	9.47
31	2	8	FRAZAO Alexandra	27 APR 2002	POR	0.71	30.06	1:02.66 32.60	1:35.30 32.64	2:09.22 33.92	9.70
32	1	5	CHEBARAKA Majda	17 APR 2000	ALG	0.78	30.77	1:03.95 33.18	1:36.91 32.96	2:10.39 33.48	10.87
33	1	3	TUMIOTTO Sonia Franco	14 JUL 2001	TAN	0.68	30.82	1:04.08 33.26	1:38.22 34.14	2:12.05 33.83	12.53
34	1	6	KUIPERS Natalia	13 JUN 2002	ISV	0.76	30.83	1:05.00 34.17	1:39.52 34.52	2:15.17 35.65	15.65
	2	7	DELGADO Anicka	13 JUN 2002	ECU					DNS	
	5	8	RICHTER Leoni	19 SEP 2000	SUI					DNS	

Legend:

Q Qualified for next phase

R.T. Reaction Time



Entry List by Event

As of FRI 5 OCT 2018


Event Number 35

REVISED
5 OCT 12:10

Number of entries: **26**

Name	NOC Code	Date of Birth	Location of Qualification	Date of Qualification	Qualifying Time
KESELY Ajna	HUN	10 SEP 2001	HUN (Budapest)	23 JUL 2017	4:05.75
PIGNATIELLO Delfina Narella	ARG	19 APR 2000	USA (Indianapolis)	26 AUG 2017	4:08.33
KAHLER Marlene	AUT	15 MAY 2001	FIN (Helsinki)	5 JUL 2018	4:11.62
BAROCSAI Petra	HUN	7 NOV 2001	ISR (Netanya)	29 JUN 2017	4:12.11
CREVAR Anja	SRB	24 MAY 2000	ESP (Malaga)	8 APR 2018	4:12.86
RIEDER Celine	GER	18 JAN 2001	GER (Berlin)	2 JUN 2018	4:13.27
DONOHUE Madelyn	USA	16 NOV 2001	USA (Indianapolis)	17 MAY 2018	4:13.79
TREVISAN RAURICH Rafaela	BRA	31 OCT 2000	BRA (Rio de Janeiro)	17 APR 2018	4:14.12
BEAVON Kate Jean	RSA	17 APR 2000	RSA (Port Elizabeth)	26 APR 2018	4:14.58
COETZEE Dune	RSA	14 MAY 2002	RSA (Port Elizabeth)	26 APR 2018	4:14.82
SIMS Kaitlynn	USA	27 NOV 2000	USA (Atlanta)	3 MAR 2018	4:15.06
HO Tinky	HKG	30 APR 2002	MAR (Marrakech)	5 MAY 2018	4:15.59
DINI Delfina Veronica	ARG	7 OCT 2001	BRA (Rio de Janeiro)	17 APR 2018	4:15.90
KNOP Aleksandra	POL	9 SEP 2003	POL (Lodz)	26 MAY 2018	4:16.14
FAIRWEATHER Erika	NZL	31 DEC 2003	NZL (Auckland)	4 JUL 2018	4:16.89
GALISTEO ZAPATERO Andrea	ESP	21 APR 2001	ESP (Malaga)	8 APR 2018	4:17.20
GAN Ching Hwee	SGP	22 JUL 2003	SGP (Singapore)	20 JUN 2018	4:17.37
OLIVA Nicole Justine Marie	PHI	20 DEC 2001	USA (Santa Clara)	10 JUN 2018	4:17.70
RYPESTOEL Malene	NOR	5 MAR 2001	NOR (Oslo)	14 JUL 2018	4:18.67
BELLO Samantha	PER	27 APR 2003	CHI (Santiago de Chile)	5 OCT 2017	4:21.04
VALLONI Arianna	SMR	10 APR 2001	ITA (Riccione)	14 APR 2018	4:23.78
FRAZAO Alexandra	POR	27 APR 2002	POR (Funchal)	24 MAR 2018	4:24.28
MALUKA Ieva	LAT	9 APR 2003	LAT (Riga)	19 JUN 2018	4:24.58
ATEF Sandy	EGY	9 MAY 2000	EGY (Cairo)	19 APR 2018	4:25.63
KUIPERS Natalia	ISV	13 JUN 2002			4:39.69
ROCK Katie	ALB	13 JUL 2003		30 JUN 2018	4:54.74

REVISED Event numbers have been revised



Medallists

Medal	Name	NOC
GOLD	KESELY Ajna	HUN - Hungary
SILVER	PIGNATIELLO Delfina Narella	ARG - Argentina
BRONZE	KAHLER Marlene	AUT - Austria




Results

Event Number 35

Rank	Lane	Name	NOC Code					R.T.	Time	Time Behind
1	4	KESELY Ajna	HUN					0.70	4:07.14	
50m (1) 29.08	100m (1) 1:00.15 31.07	150m (1) 1:31.41 31.26	200m (1) 2:02.88 31.47	250m (1) 2:34.20 31.32	300m (1) 3:05.76 31.56	350m (1) 3:36.90 31.14		30.24		
2	5	PIGNATIELLO Delfina Narella	ARG					0.79	4:10.40	3.26
50m (2) 29.14	100m (2) 1:00.31 31.17	150m (2) 1:31.81 31.50	200m (3) 2:03.62 31.81	250m (2) 2:35.20 31.58	300m (2) 3:06.83 31.63	350m (2) 3:38.80 31.97		31.60		
3	3	KAHLER Marlene	AUT					0.75	4:12.48	5.34
50m (3) 29.28	100m (3) 1:00.32 31.04	150m (3) 1:31.87 31.55	200m (2) 2:03.48 31.61	250m (3) 2:35.60 32.12	300m (3) 3:07.64 32.04	350m (3) 3:40.42 32.78		32.06		
4	2	COETZEE Dune	RSA					0.68	4:15.27	8.13
50m (4) 29.43	100m (4) 1:00.53 31.10	150m (4) 1:32.47 31.94	200m (4) 2:04.54 32.07	250m (4) 2:37.42 32.88	300m (4) 3:10.43 33.01	350m (5) 3:43.94 33.51		31.33		
5	7	SIMS Kaitlynn	USA					0.86	4:15.53	8.39
50m (6) 29.95	100m (6) 1:02.05 32.10	150m (5) 1:33.67 31.62	200m (5) 2:06.61 32.94	250m (5) 2:38.68 32.07	300m (5) 3:11.06 32.38	350m (4) 3:43.17 32.11		32.36		
6	6	OLIVA Nicole Justine Marie	PHI					0.68	4:16.61	9.47
50m (8) 30.21	100m (7) 1:02.63 32.42	150m (8) 1:34.86 32.23	200m (6) 2:07.41 32.55	250m (7) 2:39.82 32.41	300m (7) 3:12.85 33.03	350m (7) 3:45.13 32.28		31.48		
7	8	GALISTEO ZAPATERO Andrea	ESP					0.76	4:16.91	9.77
50m (7) 30.13	100m (8) 1:02.67 32.54	150m (7) 1:34.79 32.12	200m (7) 2:07.49 32.70	250m (6) 2:39.69 32.20	300m (6) 3:12.74 33.05	350m (6) 3:45.07 32.33		31.84		
8	1	DINI Delfina Veronica	ARG					0.75	4:19.25	12.11
50m (5) 29.91	100m (5) 1:01.78 31.87	150m (6) 1:34.49 32.71	200m (8) 2:07.56 33.07	250m (8) 2:40.58 33.02	300m (8) 3:13.86 33.28	350m (8) 3:46.79 32.93		32.46		

Legend:
R.T. Reaction Time


FRI 12 OCT 2018

Start Time 10:52

Results Summary

Event Number 35

Rank	Heat	Lane	Name	Date of Birth	NOC Code	R.T.	Time	Time Behind
1	4	4	KESELY Ajna	10 SEP 2001	HUN	0.73	4:10.74	Q
	50m 29.56	100m 1:01.30	150m 1:32.79	200m 2:04.42	250m 2:36.09	300m 3:07.94	350m 3:39.58	
		31.74	31.49	31.63	31.67	31.85	31.64	31.16
2	3	4	PIGNATIELLO DN	19 APR 2000	ARG	0.75	4:11.86	1.12 Q
	50m 29.47	100m 1:00.68	150m 1:32.30	200m 2:04.20	250m 2:36.23	300m 3:08.18	350m 3:40.47	
		31.21	31.62	31.90	32.03	31.95	32.29	31.39
3	4	5	KAHLER Marlene	15 MAY 2001	AUT	0.74	4:13.10	2.36 Q
	50m 29.67	100m 1:01.71	150m 1:32.92	200m 2:04.72	250m 2:36.37	300m 3:08.81	350m 3:40.96	
		32.04	31.21	31.80	31.65	32.44	32.15	32.14
4	2	5	OLIVA NJM	20 DEC 2001	PHI	0.68	4:16.72	5.98 Q
	50m 30.12	100m 1:02.51	150m 1:34.63	200m 2:07.57	250m 2:39.89	300m 3:13.09	350m 3:45.52	
		32.39	32.12	32.94	32.32	33.20	32.43	31.20
5	3	2	COETZEE Dune	14 MAY 2002	RSA	0.71	4:16.73	5.99 Q
	50m 30.17	100m 1:02.03	150m 1:34.93	200m 2:07.01	250m 2:39.67	300m 3:12.14	350m 3:45.33	
		31.86	32.90	32.08	32.66	32.47	33.19	31.40
6	4	7	SIMS Kaitlynn	27 NOV 2000	USA	0.84	4:16.91	6.17 Q
	50m 29.97	100m 1:02.13	150m 1:33.52	200m 2:05.86	250m 2:37.61	300m 3:11.33	350m 3:44.23	
		32.16	31.39	32.34	31.75	33.72	32.90	32.68
7	4	1	DINI Delfina Veronica	7 OCT 2001	ARG	0.75	4:17.00	6.26 Q
	50m 29.89	100m 1:01.80	150m 1:34.76	200m 2:07.38	250m 2:40.34	300m 3:13.25	350m 3:46.03	
		31.91	32.96	32.62	32.96	32.91	32.78	30.97
8	3	8	GALISTEO ZAPATERO Andrea	21 APR 2001	ESP	0.76	4:17.07	6.33 Q
	50m 30.25	100m 1:02.89	150m 1:34.75	200m 2:07.60	250m 2:39.73	300m 3:12.66	350m 3:44.86	
		32.64	31.86	32.85	32.13	32.93	32.20	32.21
9	4	8	FAIRWEATHER Erika	31 DEC 2003	NZL	0.75	4:17.43	6.69
	50m 29.67	100m 1:02.14	150m 1:33.83	200m 2:07.10	250m 2:39.49	300m 3:13.08	350m 3:45.54	
		32.47	31.69	33.27	32.39	33.59	32.46	31.89
10	2	4	GAN Ching Hwee	22 JUL 2003	SGP	0.66	4:17.86	7.12
	50m 29.81	100m 1:02.04	150m 1:34.61	200m 2:07.20	250m 2:39.96	300m 3:12.82	350m 3:45.81	
		32.23	32.57	32.59	32.76	32.86	32.99	32.05
11	3	3	RIEDER Celine	18 JAN 2001	GER	0.72	4:18.10	7.36
	50m 30.44	100m 1:02.17	150m 1:35.00	200m 2:07.26	250m 2:40.43	300m 3:13.25	350m 3:46.76	
		31.73	32.83	32.26	33.17	32.82	33.51	31.34
12	3	6	TREVISAN RAURICH Rafaela	31 OCT 2000	BRA	0.72	4:18.71	7.97
	50m 29.77	100m 1:02.64	150m 1:35.64	200m 2:09.17	250m 2:41.68	300m 3:14.80	350m 3:47.14	
		32.87	33.00	33.53	32.51	33.12	32.34	31.57
13	3	5	BAROCSAI Petra	7 NOV 2001	HUN	0.67	4:18.95	8.21
	50m 30.05	100m 1:02.61	150m 1:35.38	200m 2:08.51	250m 2:41.34	300m 3:14.50	350m 3:47.18	
		32.56	32.77	33.13	32.83	33.16	32.68	31.77
14	3	7	HO Tinky	30 APR 2002	HKG	0.69	4:19.49	8.75
	50m 29.73	100m 1:02.24	150m 1:35.13	200m 2:08.57	250m 2:41.34	300m 3:15.16	350m 3:47.64	
		32.51	32.89	33.44	32.77	33.82	32.48	31.85
15	4	6	DONOHUE Maddie	16 NOV 2001	USA	0.76	4:19.54	8.80
	50m 30.08	100m 1:02.45	150m 1:34.48	200m 2:07.71	250m 2:40.32	300m 3:14.01	350m 3:46.95	
		32.37	32.03	33.23	32.61	33.69	32.94	32.59
16	2	3	RYPESTOEL Malene	5 MAR 2001	NOR	0.79	4:21.28	10.54
	50m 30.14	100m 1:02.63	150m 1:36.67	200m 2:10.28	250m 2:44.31	300m 3:17.58	350m 3:50.16	
		32.49	34.04	33.61	34.03	33.27	32.58	31.12
17	3	1	KNOP Aleksandra	9 SEP 2003	POL	0.61	4:22.09	11.35
	50m 30.54	100m 1:02.61	150m 1:35.77	200m 2:08.28	250m 2:41.91	300m 3:15.63	350m 3:49.43	
		32.07	33.16	32.51	33.63	33.72	33.80	32.66
18	4	2	BEAVON Kate Jean	17 APR 2000	RSA	0.78	4:22.48	11.74
	50m 30.01	100m 1:01.55	150m 1:34.56	200m 2:07.44	250m 2:41.65	300m 3:15.25	350m 3:49.23	
		31.54	33.01	32.88	34.21	33.60	33.98	33.25
19	4	3	CREVAR Anja	24 MAY 2000	SRB	0.69	4:22.89	12.15
	50m 29.97	100m 1:01.69	150m 1:33.86	200m 2:06.45	250m 2:40.18	300m 3:14.22	350m 3:48.91	
		31.72	32.17	32.59	33.73	34.04	34.69	33.98
20	2	6	BELLO Samantha	27 APR 2003	PER	0.77	4:23.27	12.53
	50m 30.56	100m 1:03.99	150m 1:37.52	200m 2:11.26	250m 2:43.82	300m 3:17.29	350m 3:50.27	
		33.43	33.53	33.74	32.56	33.47	32.98	33.00



Results Summary

Event Number 35

Rank	Heat	Lane	Name	Date of Birth	NOC Code	R.T.	Time	Time Behind					
21	2	1	MALUKA Ieva	9 APR 2003	LAT	0.70	4:24.64	13.90					
50m	30.37	100m	1:02.67	150m	1:36.17	200m	2:09.85	250m	2:43.99	300m	3:17.68	350m	3:51.74
			32.30		33.50		33.68		34.14		33.69		34.06
													32.90
22	2	2	VALLONI Arianna	10 APR 2001	SMR	0.79	4:26.87	16.13					
50m	31.79	100m	1:04.40	150m	1:38.11	200m	2:11.50	250m	2:45.69	300m	3:19.03	350m	3:53.54
			32.61		33.71		33.39		34.19		33.34		34.51
													33.33
23	2	7	FRAZAO Alexandra	27 APR 2002	POR	0.72	4:27.00	16.26					
50m	31.08	100m	1:04.88	150m	1:37.85	200m	2:11.76	250m	2:44.78	300m	3:19.27	350m	3:52.97
			33.80		32.97		33.91		33.02		34.49		33.70
													34.03
24	1	4	ATEF Sandy	9 MAY 2000	EGY	0.77	4:30.88	20.14					
50m	30.65	100m	1:04.02	150m	1:38.99	200m	2:14.12	250m	2:49.51	300m	3:23.87	350m	3:58.17
			33.37		34.97		35.13		35.39		34.36		34.30
													32.71
25	1	5	KUIPERS Natalia	13 JUN 2002	ISV	0.77	4:45.60	34.86					
50m	31.75	100m	1:06.61	150m	1:42.12	200m	2:18.62	250m	2:55.41	300m	3:32.85	350m	4:10.14
			34.86		35.51		36.50		36.79		37.44		37.29
													35.46
26	1	3	ROCK Katie	13 JUL 2003	ALB	0.68	4:50.72	39.98					
50m	33.33	100m	1:08.98	150m	1:46.56	200m	2:23.48	250m	3:01.03	300m	3:37.80	350m	4:15.05
			35.65		37.58		36.92		37.55		36.77		37.25
													35.67

Legend:
Q Qualified for next phase **R.T.** Reaction Time



Entry List by Event

As of FRI 5 OCT 2018


Event Number 14

REVISED
5 OCT 12:07

Number of entries: **22**


Name	NOC Code	Date of Birth	Location of Qualification	Date of Qualification	Qualifying Time
PIGNATIELLO Delfina Narella	ARG	19 APR 2000	USA (Indianapolis)	24 AUG 2017	8:25.22
KESELY Ajna	HUN	10 SEP 2001	FIN (Helsinki)	4 JUL 2018	8:30.43
RIEDER Celine	GER	18 JAN 2001	FIN (Helsinki)	4 JUL 2018	8:32.54
DONOHUE Madelyn	USA	16 NOV 2001	USA (Indianapolis)	18 MAY 2018	8:38.62
KAHLER Marlene	AUT	15 MAY 2001	FIN (Helsinki)	4 JUL 2018	8:39.88
GALISTEO ZAPATERO Andrea	ESP	21 APR 2001	USA (Indianapolis)	24 AUG 2017	8:40.31
SIMS Kaitlynn	USA	27 NOV 2000	USA (Indianapolis)	27 JUN 2017	8:44.69
DINI Delfina Veronica	ARG	7 OCT 2001	ARG (Buenos Aires)	1 JUN 2018	8:46.62
BEAVON Kate Jean	RSA	17 APR 2000	RSA (Port Elizabeth)	21 APR 2018	8:47.07
OLIVA Nicole Justine Marie	PHI	20 DEC 2001	USA (Santa Clara)	9 JUN 2018	8:48.62
GAN Ching Hwee	SGP	22 JUL 2003	SGP (Singapore)	20 JUN 2018	8:49.33
ROMAN MANTILLA Maria Clara	COL	4 JAN 2001	COL (Barranquilla)	25 JUL 2018	8:50.49
COETZEE Dune	RSA	14 MAY 2002	RSA (Port Elizabeth)	23 APR 2018	8:53.21
BELLO Samantha	PER	27 APR 2003	CHI (Santiago de Chile)	30 SEP 2017	8:54.43
HO Tinky	HKG	30 APR 2002	HKG (Hong-Kong)	14 APR 2018	8:55.66
RYPESTOEL Malene	NOR	5 MAR 2001	NOR (Oslo)	13 JUL 2018	8:55.72
FRAZAO Alexandra	POR	27 APR 2002	FIN (Helsinki)	4 JUL 2018	8:56.09
FAIRWEATHER Erika	NZL	31 DEC 2003	NZL (Auckland)	2 JUL 2018	8:57.60
VALLONI Arianna	SMR	10 APR 2001	ITA (Riccione)	10 APR 2018	8:58.87
ATEF Sandy	EGY	9 MAY 2000	EGY (Cairo)	17 APR 2018	9:07.45
KADOGLU Vasiliki	BUL	10 APR 2003	BUL (Sofia)	16 MAR 2018	9:11.96
RAMIREZ Jennifer	HON	25 MAR 2002			9:16.06

REVISED Event numbers have been revised



Medallists

Medal	Name	NOC
GOLD	KESELY Ajna	HUN - Hungary
SILVER	PIGNATIELLO Delfina Narella	ARG - Argentina
BRONZE	KAHLER Marlene	AUT - Austria



Results

Event Number 14

Heat 1 of 2

Rank	Lane	Name	NOC Code		R.T.	Time	Time Behind
1	4	FAIRWEATHER Erika	NZL		0.74	8:56.14	
50m (1) 30.32	100m (1) 1:03.13	150m (1) 1:36.75	200m (1) 2:09.70	250m (1) 2:43.35	300m (1) 3:17.12	350m (1) 3:50.74	400m (1) 4:24.53
	32.81	33.62	32.95	33.65	33.77	33.62	33.79
450m (1) 4:58.72	500m (1) 5:33.00	550m (1) 6:07.72	600m (1) 6:41.65	650m (1) 7:15.68	700m (1) 7:49.66	750m (1) 8:23.88	
34.19	34.28	34.72	33.93	34.03	33.98	34.22	32.26
2	5	VALLONI Arianna	SMR		0.81	8:57.00	0.86
50m (4) 32.24	100m (4) 1:05.90	150m (4) 1:39.57	200m (3) 2:13.32	250m (2) 2:47.19	300m (2) 3:20.83	350m (2) 3:54.43	400m (2) 4:27.80
	33.66	33.67	33.75	33.87	33.64	33.60	33.37
450m (2) 5:01.71	500m (2) 5:35.51	550m (2) 6:09.43	600m (2) 6:43.15	650m (2) 7:16.88	700m (2) 7:50.55	750m (2) 8:24.17	
33.91	33.80	33.92	33.72	33.73	33.67	33.62	32.83
3	3	ATEF Sandy	EGY		0.78	9:16.73	20.59
50m (3) 30.79	100m (3) 1:04.84	150m (3) 1:39.51	200m (4) 2:13.88	250m (4) 2:48.79	300m (4) 3:23.21	350m (4) 3:58.57	400m (3) 4:33.55
	34.05	34.67	34.37	34.91	34.42	35.36	34.98
450m (3) 5:08.85	500m (3) 5:44.04	550m (3) 6:19.82	600m (3) 6:55.55	650m (3) 7:31.19	700m (3) 8:06.56	750m (3) 8:43.11	
35.30	35.19	35.78	35.73	35.64	35.37	36.55	33.62
4	6	KADOGU Vasiliki	BUL		0.73	9:18.92	22.78
50m (2) 30.51	100m (2) 1:04.08	150m (2) 1:38.31	200m (2) 2:13.08	250m (3) 2:47.87	300m (3) 3:22.98	350m (3) 3:58.39	400m (4) 4:33.81
	33.57	34.23	34.77	34.79	35.11	35.41	35.42
450m (4) 5:09.26	500m (4) 5:45.13	550m (4) 6:21.06	600m (4) 6:56.77	650m (4) 7:32.69	700m (4) 8:08.72	750m (4) 8:44.48	
35.45	35.87	35.93	35.71	35.92	36.03	35.76	34.44
5	2	RAMIREZ Jennifer	HON		0.79	9:28.18	32.04
50m (5) 32.57	100m (5) 1:06.72	150m (5) 1:41.98	200m (5) 2:17.45	250m (5) 2:52.91	300m (5) 3:28.54	350m (5) 4:04.69	400m (5) 4:40.18
	34.15	35.26	35.47	35.46	35.63	36.15	35.49
450m (5) 5:16.21	500m (5) 5:52.48	550m (5) 6:29.20	600m (5) 7:05.94	650m (5) 7:42.34	700m (5) 8:18.41	750m (5) 8:54.43	
36.03	36.27	36.72	36.74	36.40	36.07	36.02	33.75

Heat 2 of 2

Rank	Lane	Name	NOC Code		R.T.	Time	Time Behind
1	3	GAN Ching Hwee	SGP		0.65	8:44.69	
50m (1) 30.47	100m (1) 1:02.77	150m (1) 1:35.51	200m (1) 2:08.16	250m (1) 2:41.35	300m (1) 3:14.18	350m (1) 3:47.34	400m (1) 4:20.43
	32.30	32.74	32.65	33.19	32.83	33.16	33.09
450m (1) 4:53.60	500m (1) 5:26.60	550m (1) 5:59.96	600m (1) 6:33.05	650m (1) 7:06.74	700m (1) 7:39.77	750m (1) 8:13.13	
33.17	33.00	33.36	33.09	33.69	33.03	33.36	31.56
2	6	ROMAN MANTILLA Maria Clara	COL		0.85	8:48.88	4.19
50m (6) 31.06	100m (6) 1:04.71	150m (4) 1:37.52	200m (4) 2:10.94	250m (4) 2:43.94	300m (4) 3:17.55	350m (3) 3:50.53	400m (2) 4:24.08
	33.65	32.81	33.42	33.00	33.61	32.98	33.55
450m (2) 4:57.07	500m (2) 5:30.54	550m (2) 6:03.68	600m (2) 6:37.07	650m (2) 7:10.01	700m (2) 7:43.39	750m (2) 8:16.22	
32.99	33.47	33.14	33.39	32.94	33.38	32.83	32.66
3	5	OLIVA Nicole Justine Marie	PHI		0.67	8:52.29	7.60
50m (=3) 30.80	100m (5) 1:04.34	150m (3) 1:37.27	200m (3) 2:10.84	250m (3) 2:43.81	300m (3) 3:17.22	350m (2) 3:50.42	400m (3) 4:24.32
	33.54	32.93	33.57	32.97	33.41	33.20	33.90
450m (3) 4:57.61	500m (3) 5:31.38	550m (3) 6:05.26	600m (3) 6:39.30	650m (3) 7:13.00	700m (3) 7:46.98	750m (3) 8:20.22	
33.29	33.77	33.88	34.04	33.70	33.98	33.24	32.07
4	1	RYPESTOEL Malene	NOR		0.86	8:54.64	9.95
50m (5) 30.88	100m (=3) 1:03.82	150m (6) 1:37.69	200m (6) 2:11.14	250m (6) 2:45.43	300m (6) 3:19.19	350m (6) 3:53.39	400m (6) 4:27.24
	32.94	33.87	33.45	34.29	33.76	34.20	33.85
450m (6) 5:01.63	500m (6) 5:35.54	550m (6) 6:10.31	600m (6) 6:43.92	650m (5) 7:17.70	700m (5) 7:50.82	750m (5) 8:24.45	
34.39	33.91	34.77	33.61	33.78	33.12	33.63	30.19
5	2	BELLO Samantha	PER		0.77	8:54.89	10.20
50m (2) 30.73	100m (=3) 1:03.82	150m (5) 1:37.64	200m (5) 2:11.05	250m (5) 2:44.76	300m (5) 3:17.76	350m (5) 3:51.59	400m (4) 4:24.67
	33.09	33.82	33.41	33.71	33.00	33.83	33.08
450m (4) 4:58.44	500m (4) 5:32.22	550m (4) 6:06.36	600m (4) 6:40.09	650m (4) 7:14.86	700m (4) 7:48.56	750m (4) 8:23.17	
33.77	33.78	34.14	33.73	34.77	33.70	34.61	31.72
6	4	BEAVON Kate Jean	RSA		0.80	8:59.60	14.91
50m (=3) 30.80	100m (2) 1:03.14	150m (2) 1:36.64	200m (2) 2:09.87	250m (2) 2:43.58	300m (2) 3:17.15	350m (4) 3:51.34	400m (5) 4:25.46
	32.34	33.50	33.23	33.71	33.57	34.19	34.12
450m (5) 4:59.71	500m (5) 5:34.06	550m (5) 6:09.01	600m (5) 6:43.30	650m (6) 7:17.73	700m (6) 7:52.21	750m (6) 8:26.35	
34.25	34.35	34.95	34.29	34.43	34.48	34.14	33.25
7	7	HO Tinky	HKG		0.71	9:02.08	17.39
50m (7) 31.52	100m (7) 1:05.52	150m (7) 1:39.08	200m (7) 2:13.09	250m (7) 2:46.90	300m (7) 3:21.32	350m (7) 3:55.11	400m (7) 4:29.59
	34.00	33.56	34.01	33.81	34.42	33.79	34.48
450m (7) 5:03.65	500m (8) 5:38.42	550m (7) 6:12.35	600m (7) 6:46.94	650m (7) 7:20.66	700m (7) 7:55.06	750m (7) 8:28.72	
34.06	34.77	33.93	34.59	33.72	34.40	33.66	33.36
8	8	FRAZAO Alexandra	POR		0.73	9:05.25	20.56
50m (8) 31.95	100m (8) 1:06.05	150m (8) 1:39.45	200m (8) 2:13.70	250m (8) 2:47.18	300m (8) 3:21.47	350m (8) 3:55.18	400m (8) 4:29.97
	34.10	33.40	34.25	33.48	34.29	33.71	34.79
450m (8) 5:03.85	500m (7) 5:38.27	550m (8) 6:12.55	600m (8) 6:47.60	650m (8) 7:21.93	700m (8) 7:57.44	750m (8) 8:31.29	
33.88	34.42	34.28	35.05	34.33	35.51	33.85	33.96

Legend:
R.T. Reaction Time


Entry List by Event


As of FRI 5 OCT 2018

Event Number 21
REVISED
 5 OCT 12:08

 Number of entries: **40**


Name	NOC Code	Date of Birth	Location of Qualification	Date of Qualification	Qualifying Time
VASKINA Daria	RUS	30 JUL 2002	FIN (Helsinki)	6 JUL 2018	27.90
McKEOWN Kaylee	AUS	12 JUL 2001	AUS (Brisbane)	11 APR 2017	28.11
PENG Xuwei	CHN	15 JAN 2003	CHN (Taiyuan)	13 APR 2018	28.41
SHKURDAI Anastasiya	BLR	3 JAN 2003	BLR (Brest)	4 MAY 2018	28.49
de GOEIJ Fernanda	BRA	11 NOV 2000	USA (Indianapolis)	26 AUG 2017	28.77
TOUILI Lila	FRA	19 FEB 2000	FRA (St-Raphael)	23 MAY 2018	28.77
FRIAS MOLINA Tamara	ESP	2 NOV 2000	ESP (Malaga)	9 APR 2018	28.83
BROAD Madison	CAN	5 SEP 2000	CAN (Victoria)	7 APR 2017	28.88
ILYES Laura	HUN	19 DEC 2001	CRO (Zagreb)	9 JUN 2018	29.01
VENTER Mariella Greta	RSA	10 JAN 2000	RSA (Durban)	6 APR 2017	29.04
SEMIZHON Alena	BLR	26 APR 2003	FIN (Helsinki)	6 JUL 2018	29.09
LOEYNING Ingeborg Vassbakk	NOR	13 SEP 2000	NOR (Bergen)	13 APR 2018	29.19
RYPESTOEL Malene	NOR	5 MAR 2001	SWE (Stockholm)	5 APR 2018	29.21
WHITE Rhyan	USA	25 JAN 2000	USA (Irvine)	27 JUL 2018	29.31
BAIKOVA Arina	LAT	21 SEP 2000	ISR (Netanya)	30 JUN 2017	29.35
CHEN Szu-Chi	TPE	20 JUN 2002	TPE (Taipei)	16 JUN 2017	29.35
NAZAROVA Diana	KAZ	2 JUN 2000	UZB (Tashkent)	9 SEP 2017	29.37
SALCUTAN Tatiana	MDA	16 APR 2001	ROU (Bucharest)	27 MAY 2018	29.46
HEINOLA Nea-Amanda	FIN	16 OCT 2000	FIN (Espoo)	12 MAY 2017	29.50
SANSORES de la FUENTE Tayde Andrea	MEX	2 FEB 2000	MEX (Monterrey)	4 MAY 2017	29.56
ANTONIOU Kalia	CYP	6 APR 2000	CYP (Larnaca)	12 JUL 2018	29.59
JURCZYK Karolina	POL	25 NOV 2001	POL (Lodz)	26 MAY 2018	29.60
SULENTA Lucija	CRO	18 APR 2001	CRO (Zagreb)	9 JUN 2018	29.66
GALLOWAY Gina	NZL	17 MAR 2001	NZL (Auckland)	5 JUL 2018	29.67
MARKVARDT Margaret	EST	1 APR 2000	EST (Tartu)	15 APR 2017	29.77
LEMA Julieta	ARG	3 JAN 2000	ARG (Buenos Aires)	2 JUN 2018	29.79
MALUKA Ieva	LAT	9 APR 2003	LAT (Riga)	26 MAY 2018	29.84
KAN Natalie	HKG	30 APR 2002	HKG (Hong-Kong)	5 NOV 2017	29.88
MOORE Madelyn	BER	17 MAY 2000	COL (Barranquilla)	25 JUL 2018	30.09
de CARVALHO PESSANHA Maria Luiza	BRA	23 JAN 2000	USA (Indianapolis)	26 AUG 2017	30.18
STEMBEROVA Kristyna	CZE	10 SEP 2000	CZE (Ostrava)	28 APR 2018	30.29
CERMELLI Carolina	PAN	31 JAN 2001	ITA (Rome)	2 AUG 2017	30.37
JUNEVIK Sara	SWE	14 FEB 2000	NOR (Bergen)	13 APR 2018	30.51
PHIRI Mia Ann	ZAM	5 MAY 2003		20 JUL 2017	30.96
CHAI Ashley Xin Rou	BRU	10 NOV 2001		12 NOV 2017	34.48
AKIWO Roylin	PLW	26 JUN 2000	PNG (Port Moresby)	29 JUN 2018	35.88
CHANG'ANAMUNO Tayamika	MAW	1 JUL 2000			37.87
HEPLER Kayla	MHL	22 MAR 2002	PNG (Port Moresby)	27 JUN 2018	38.37
PALESTRINI Aaliyah	SEY	10 JAN 2003			
RADJI Nafissath Abeke	BEN	2 AUG 2002			

REVISED Event numbers have been revised



Medallists

Medal	Name	NOC
GOLD	McKEOWN Kaylee	AUS - Australia
SILVER	VASKINA Daria	RUS - Russian Federation
BRONZE	TOUILI Lila	FRA - France



Results

Event Number 22

Rank	Lane	Name	NOC Code	R.T.	Time	Time Behind
1	4	McKEOWN Kaylee	AUS	0.57	28.28	
2	5	VASKINA Daria	RUS	0.65	28.38	0.10
3	2	TOULI Lila	FRA	0.59	28.78	0.50
4	3	WHITE Rhyan	USA	0.56	28.86	0.58
5	1	de GOEIJ Fernanda	BRA	0.58	28.91	0.63
6	8	FRIAS MOLINA Tamara	ESP	0.67	29.01	0.73
7	6	BROAD Madison	CAN	0.64	29.12	0.84
8	7	NAZAROVA Diana	KAZ	0.67	29.55	1.27

Legend:

R.T. Reaction Time



Results Summary

Event Number 22

Rank	Heat	Lane	Name	Date of Birth	NOC Code	R.T.	Time	Time Behind
1	2	4	McKEOWN Kaylee	12 JUL 2001	AUS	0.58	28.14	Q
2	2	5	VASKINA Daria	30 JUL 2002	RUS	0.66	28.24	0.10 Q
3	1	4	WHITE Rhyan	25 JAN 2000	USA	0.59	28.62	0.48 Q
4	2	3	BROAD Madison	5 SEP 2000	CAN		28.78	0.64 Q
5	1	3	TOUILI Lila	19 FEB 2000	FRA	0.61	28.80	0.66 Q
6	1	1	NAZAROVA Diana	2 JUN 2000	KAZ	0.73	28.86	0.72 Q
7	2	2	de GOEIJ Fernanda	11 NOV 2000	BRA	0.57	28.91	0.77 Q
8	1	5	FRIAS MOLINA Tamara	2 NOV 2000	ESP	0.63	28.93	0.79 Q
9	1	2	KAN Natalie	30 APR 2002	HKG	0.55	29.09	0.95
10	1	7	SEMIZHON Alena	26 APR 2003	BLR	0.64	29.23	1.09
11	2	1	SANSORES de la FU.	2 FEB 2000	MEX	0.65	29.29	1.15
12	1	6	PENG Xuwei	15 JAN 2003	CHN	0.59	29.49	1.35
13	2	8	LOEYNING IV	13 SEP 2000	NOR	0.61	29.76	1.62
14	1	8	RYPESTOEL Malene	5 MAR 2001	NOR	0.76	29.81	1.67
15	2	6	BAIKOVA Arina	21 SEP 2000	LAT	0.60	29.86	1.72
16	2	7	ILYES Laura	19 DEC 2001	HUN	0.55	30.05	1.91

Legend:

Q Qualified for next phase

R.T. Reaction Time



Results Summary

Event Number 22

Rank	Heat	Lane	Name	Date of Birth	NOC Code	R.T.	Time	Time Behind
1	4	4	McKEOWN Kaylee	12 JUL 2001	AUS	0.59	28.17	Q
2	4	2	WHITE Rhyan	25 JAN 2000	USA	0.65	28.46	0.29 Q
2	5	4	VASKINA Daria	30 JUL 2002	RUS	0.69	28.46	0.29 Q
4	5	3	FRIAS MOLINA Tamara	2 NOV 2000	ESP	0.64	28.89	0.72 Q
5	4	3	BROAD Madison	5 SEP 2000	CAN		28.95	0.78 Q
6	4	5	TOUILI Lila	19 FEB 2000	FRA	0.60	29.07	0.90 Q
7	3	2	BAIKOVA Arina	21 SEP 2000	LAT	0.60	29.25	1.08 Q
8	3	4	PENG Xuwei	15 JAN 2003	CHN	0.59	29.32	1.15 Q
9	3	5	de GOEIJ Fernanda	11 NOV 2000	BRA	0.59	29.33	1.16 Q
10	5	5	SHKURDAI Anastasiya	3 JAN 2003	BLR	0.61	29.35	1.18 Q
11	2	5	KAN Natalie	30 APR 2002	HKG	0.54	29.39	1.22 Q
11	3	3	ILYES Laura	19 DEC 2001	HUN	0.54	29.39	1.22 Q
13	4	6	SEMIZHON Alena	26 APR 2003	BLR	0.61	29.43	1.26 Q
14	4	1	SANRORES de la FU.	2 FEB 2000	MEX	0.66	29.51	1.34 Q
15	4	7	NAZAROVA Diana	2 JUN 2000	KAZ	0.70	29.72	1.55 Q
16	3	6	LOEYNING IV	13 SEP 2000	NOR	0.62	29.73	1.56 Q
17	5	2	RYPESTOEL Malene	5 MAR 2001	NOR	0.71	29.77	1.60
18	2	6	de CARVALHO PESSA.	23 JAN 2000	BRA	0.58	29.83	1.66
19	3	1	ANTONIOU Kalia	6 APR 2000	CYP	0.64	29.91	1.74
20	5	7	CHEN Szu-Chi	20 JUN 2002	TPE	0.62	30.02	1.85
21	2	2	STEMBEROVA Kristyna	10 SEP 2000	CZE	0.66	30.04	1.87
22	2	4	MARKVARDT Margaret	1 APR 2000	EST	0.71	30.14	1.97
23	5	6	VENTER Mariella Greta	10 JAN 2000	RSA	0.64	30.15	1.98
24	3	7	SALCUTAN Tatiana	16 APR 2001	MDA	0.65	30.21	2.04
25	5	1	HEINOLA Nea-Amanda	16 OCT 2000	FIN	0.74	30.27	2.10
26	3	8	GALLOWAY Gina	17 MAR 2001	NZL	0.72	30.31	2.14
27	4	8	SULENTA Lucija	18 APR 2001	CRO	0.75	30.50	2.33
28	2	3	MOORE Madelyn	17 MAY 2000	BER	0.60	30.59	2.42
29	2	7	JUNEVIK Sara	14 FEB 2000	SWE	0.67	30.64	2.47
30	2	1	PHIRI Mia Ann	5 MAY 2003	ZAM	0.58	30.89	2.72
31	5	8	JURCZYK Karolina	25 NOV 2001	POL	0.65	31.00	2.83
32	1	7	CERMELLI Carolina	31 JAN 2001	PAN	0.61	31.18	3.01
33	2	8	PALESTRINI Aaliyah	10 JAN 2003	SEY	0.56	32.11	3.94
34	1	1	YOUNG Robyn	19 DEC 2000	SWZ	0.60	32.34	4.17
35	1	4	CHAI Ashley Xin Rou	10 NOV 2001	BRU	0.53	33.19	5.02
36	1	5	AKIWO Roylin	26 JUN 2000	PLW	0.61	34.84	6.67
37	1	3	CHANG'ANAMUNO Tayamika	1 JUL 2000	MAW	0.69	37.61	9.44
38	1	2	RADJI Nafissath Abeke	2 AUG 2002	BEN	1.14	37.89	9.72
39	1	6	HEPLER Kayla	22 MAR 2002	MHL	0.95	37.98	9.81

Legend:

Q Qualified for next phase

R.T. Reaction Time



Entry List by Event

As of FRI 5 OCT 2018


Event Number 4

REVISED
5 OCT 12:07

Number of entries: 29

Name	NOC Code	Date of Birth	Location of Qualification	Date of Qualification	Qualifying Time
EGOROVA Polina	RUS	25 FEB 2000	ISR (Netanya)	2 JUL 2017	59.62
VASKINA Daria	RUS	30 JUL 2002	FIN (Helsinki)	8 JUL 2018	59.90
McKEOWN Kaylee	AUS	12 JUL 2001	HUN (Budapest)	26 JUL 2017	1:00.03
PENG Xuwei	CHN	15 JAN 2003	CHN (Taiyuan)	13 APR 2018	1:00.05
BROAD Madison	CAN	5 SEP 2000	CAN (Edmonton)	19 JUL 2018	1:00.63
VENTER Mariella Greta	RSA	10 JAN 2000	RSA (Durban)	4 APR 2017	1:01.53
SALCUTAN Tatiana	MDA	16 APR 2001	ISR (Netanya)	2 JUN 2017	1:01.55
WHITE Rhyan	USA	25 JAN 2000	USA (East Meadow)	5 AUG 2017	1:01.57
FRIAS MOLINA Tamara	ESP	2 NOV 2000	ESP (Mairena del Aljarafe)	12 JUL 2018	1:01.60
ILYES Laura	HUN	19 DEC 2001	FIN (Helsinki)	7 JUL 2018	1:01.63
SHKURDAI Anastasiya	BLR	3 JAN 2003	HUN (Gyor)	25 JUL 2017	1:01.76
KOLESNYKOVA Maryna	UKR	15 FEB 2000	ISR (Netanya)	2 JUL 2017	1:01.85
de GOEIJ Fernanda	BRA	11 NOV 2000	BRA (Rio de Janeiro)	3 MAY 2017	1:02.04
GALLOWAY Gina	NZL	17 MAR 2001	NZL (Auckland)	4 JUL 2018	1:02.25
de CARVALHO PESSANHA Maria Luiza	BRA	23 JAN 2000	BRA (Rio de Janeiro)	20 APR 2018	1:02.28
DUHAMEL Cyrielle	FRA	6 JAN 2000	FRA (St-Raphael)	28 MAY 2018	1:02.46
TOUILI Lila	FRA	19 FEB 2000	FRA (St-Raphael)	25 MAY 2018	1:02.64
LOEYNING Ingeborg Vassbakk	NOR	13 SEP 2000	SWE (Stockholm)	9 APR 2017	1:02.67
GARCIA KIRICHENKO Cristina	ESP	16 MAR 2001	ESP (Malaga)	11 APR 2018	1:02.68
CHEN Szu-Chi	TPE	20 JUN 2002	TPE (Taipei)	16 JUN 2017	1:02.89
BAIKOVA Arina	LAT	21 SEP 2000	LAT (Riga)	20 JUN 2018	1:03.20
NAZAROVA Diana	KAZ	2 JUN 2000	UZB (Tashkent)	11 SEP 2017	1:03.37
SULENTA Lucija	CRO	18 APR 2001	BIH (Rijeka)	11 FEB 2018	1:04.00
HURTADO Andrea	PER	6 OCT 2000	PER (Lima)	21 APR 2018	1:04.50
SANSORES de la FUENTE Tayde Andrea	MEX	2 FEB 2000	MEX (Monterrey)	4 MAY 2017	1:04.62
KAN Natalie	HKG	30 APR 2002	HKG (Hong-Kong)	15 APR 2018	1:04.73
OLIVA Nicole Justine Marie	PHI	20 DEC 2001	USA (Mesa)	15 APR 2017	1:05.26
KRSTEVSKA Mia	MKD	18 AUG 2001	SRB (Belgrade)	14 APR 2018	1:05.95
YOUNG Robyn	SWZ	19 DEC 2000	ALG (Alger)	22 JUL 2018	1:16.07

REVISED Event numbers have been revised



Medallists

Medal	Name	NOC
GOLD	VASKINA Daria	RUS - Russian Federation
SILVER	McKEOWN Kaylee	AUS - Australia
BRONZE	WHITE Rhyan	USA - United States of America



Results

Event Number 4

Rank	Lane	Name	NOC Code	R.T.	50m	Time	Time Behind
1	3	VASKINA Daria	RUS	0.65	(4) 29.60	1:00.45 30.85	
2	6	McKEOWN Kaylee	AUS	0.60	(1) 29.26	1:00.58 31.32	0.13
3	5	WHITE Rhyan	USA	0.58	(2) 29.36	1:00.60 31.24	0.15
4	4	EGOROVA Polina	RUS	0.61	(3) 29.46	1:01.25 31.79	0.80
5	2	BROAD Madison	CAN	0.68	(5) 29.74	1:01.37 31.63	0.92
6	1	PENG Xuwei	CHN	0.60	(8) 30.24	1:01.44 31.20	0.99
7	8	FRIAS MOLINA Tamara	ESP	0.64	(7) 30.21	1:01.93 31.72	1.48
8	7	SALCUTAN Tatiana	MDA	0.65	(6) 30.11	1:02.20 32.09	1.75

Legend:

R.T. Reaction Time



Results Summary

Event Number 4

Rank	Heat	Lane	Name	Date of Birth	NOC Code	R.T.	50m	Time	Time Behind
1	2	5	EGOROVA Polina	25 FEB 2000	RUS	0.61	29.66	1:00.92 31.26	Q
2	2	4	WHITE Rhyan	25 JAN 2000	USA	0.58	29.62	1:00.94 31.32	0.02 Q
3	1	3	VASKINA Daria	30 JUL 2002	RUS	0.61	29.85	1:01.41 31.56	0.49 Q
4	1	4	McKEOWN Kaylee	12 JUL 2001	AUS	0.58	30.05	1:01.51 31.46	0.59 Q
5	2	3	BROAD Madison	5 SEP 2000	CAN	0.58	30.10	1:01.66 31.56	0.74 Q
6	1	1	SALCUTAN Tatiana	16 APR 2001	MDA	0.68	30.71	1:02.04 31.33	1.12 Q
7	1	5	PENG Xuwei	15 JAN 2003	CHN	0.58	30.23	1:02.12 31.89	1.20 Q
8	2	6	FRIAS MOLINA Tamara	2 NOV 2000	ESP	0.65	29.96	1:02.17 32.21	1.25 Q
9	2	8	de GOEIJ Fernanda	11 NOV 2000	BRA	0.62	30.24	1:02.48 32.24	1.56
10	1	7	ILYES Laura	19 DEC 2001	HUN	0.53	30.21	1:02.90 32.69	1.98
11	2	7	de CARVALHO PESSA.	23 JAN 2000	BRA	0.59	30.12	1:03.00 32.88	2.08
12	1	2	SHKURDAI Anastasiya	3 JAN 2003	BLR	0.61	30.54	1:03.06 32.52	2.14
13	1	6	LOEYNING IV	13 SEP 2000	NOR	0.58	30.64	1:03.26 32.62	2.34
14	1	8	GARCIA KIRICHENKO	16 MAR 2001	ESP	0.61	31.08	1:03.39 32.31	2.47
14	2	2	GALLOWAY Gina	17 MAR 2001	NZL	0.62	30.47	1:03.39 32.92	2.47
16	2	1	VENTER Mariella Greta	10 JAN 2000	RSA	0.68	30.98	1:03.53 32.55	2.61

Legend:
Q Qualified for next phase **R.T.** Reaction Time



Results Summary

Event Number 4

Rank	Heat	Lane	Name	Date of Birth	NOC Code	R.T.	50m	Time	Time Behind
1	3	3	WHITE Rhyan	25 JAN 2000	USA	0.59	29.85	1:00.88 31.03	Q
2	2	4	McKEOWN Kaylee	12 JUL 2001	AUS	0.58	30.21	1:01.29 31.08	0.41 Q
3	4	4	EGOROVA Polina	25 FEB 2000	RUS	0.61	30.03	1:01.74 31.71	0.86 Q
4	4	5	PENG Xuwei	15 JAN 2003	CHN	0.59	30.19	1:01.78 31.59	0.90 Q
5	3	5	BROAD Madison	5 SEP 2000	CAN	0.72	29.80	1:01.86 32.06	0.98 Q
6	3	4	VASKINA Daria	30 JUL 2002	RUS	0.64	30.11	1:02.05 31.94	1.17 Q
7	2	3	FRIAS MOLINA Tamara	2 NOV 2000	ESP	0.66	30.82	1:02.13 31.31	1.25 Q
8	3	7	LOEYNING IV	13 SEP 2000	NOR	0.59	30.12	1:02.50 32.38	1.62 Q
9	3	2	GALLOWAY Gina	17 MAR 2001	NZL	0.65	30.76	1:02.66 31.90	1.78 Q
10	3	6	SHKURDAI Anastasiya	3 JAN 2003	BLR	0.60	30.58	1:02.68 32.10	1.80 Q
11	2	2	de CARVALHO PESSA.	23 JAN 2000	BRA	0.58	30.67	1:02.89 32.22	2.01 Q
12	4	6	ILYES Laura	19 DEC 2001	HUN	0.54	30.37	1:02.97 32.60	2.09 Q
13	2	5	VENTER Mariella Greta	10 JAN 2000	RSA	0.67	30.64	1:03.15 32.51	2.27 Q
14	4	3	SALCUTAN Tatiana	16 APR 2001	MDA	0.71	31.15	1:03.16 32.01	2.28 Q
15	4	2	de GOEIJ Fernanda	11 NOV 2000	BRA	0.61	30.60	1:03.30 32.70	2.42 Q
16	2	7	GARCIA KIRICHENKO	16 MAR 2001	ESP	0.63	31.14	1:03.54 32.40	2.66 Q
17	4	7	TOUILI Lila	19 FEB 2000	FRA	0.64	29.97	1:03.63 33.66	2.75
18	3	1	BAIKOVA Arina	21 SEP 2000	LAT	0.62	31.18	1:04.01 32.83	3.13
19	2	1	NAZAROVA Diana	2 JUN 2000	KAZ	0.75	30.92	1:04.10 33.18	3.22
20	4	1	CHEN Szu-Chi	20 JUN 2002	TPE	0.63	31.35	1:04.17 32.82	3.29
21	2	6	KOLESNYKOVA Maryna	15 FEB 2000	UKR	0.63	30.96	1:04.27 33.31	3.39
22	3	8	HURTADO Andrea	6 OCT 2000	PER	0.61	31.04	1:04.67 33.63	3.79
23	4	8	SULENTA Lucija	18 APR 2001	CRO	0.69	31.08	1:05.82 34.74	4.94
24	1	4	KAN Natalie	30 APR 2002	HKG	0.55	32.09	1:06.20 34.11	5.32
25	2	8	SANSORES de la FU.	2 FEB 2000	MEX	0.69	31.25	1:06.58 35.33	5.70
26	1	5	KRSTEVSKA Mia	18 AUG 2001	MKD	0.66	32.85	1:08.85 36.00	7.97
	1	3	YOUNG Robyn	19 DEC 2000	SWZ			DNS	

Legend:
Q Qualified for next phase R.T. Reaction Time



Entry List by Event

As of FRI 5 OCT 2018

Event Number 19

REVISED
 5 OCT 12:08

 Number of entries: **27**

Name	NOC Code	Date of Birth	Location of Qualification	Date of Qualification	Qualifying Time
PENG Xuwei	CHN	15 JAN 2003	CHN (Huangshan)	14 OCT 2017	2:06.55
McKEOWN Kaylee	AUS	12 JUL 2001	HUN (Budapest)	29 JUL 2017	2:06.76
EGOROVA Polina	RUS	25 FEB 2000	ISR (Netanya)	29 JUN 2017	2:08.97
GARCIA KIRICHENKO Cristina	ESP	16 MAR 2001	ESP (Malaga)	8 APR 2018	2:09.95
SALCUTAN Tatiana	MDA	16 APR 2001	ISR (Netanya)	5 JUN 2017	2:10.12
ILYES Laura	HUN	19 DEC 2001	FIN (Helsinki)	5 JUL 2018	2:10.67
VASKINA Daria	RUS	30 JUL 2002	FIN (Helsinki)	5 JUL 2018	2:11.57
KOLESNYKOVA Maryna	UKR	15 FEB 2000	ISR (Netanya)	29 JUN 2017	2:12.02
VENTER Mariella Greta	RSA	10 JAN 2000	RSA (Port Elizabeth)	27 APR 2018	2:12.06
WHITE Rhyan	USA	25 JAN 2000	USA (East Meadow)	3 AUG 2017	2:12.33
BROAD Madison	CAN	5 SEP 2000	CAN (Montreal)	5 APR 2018	2:12.50
de GOEIJ Fernanda	BRA	11 NOV 2000	BRA (Rio de Janeiro)	5 MAY 2017	2:13.33
FRIAS MOLINA Tamara	ESP	2 NOV 2000	ESP (Mairena del Aljarafe)	14 JUL 2018	2:13.58
GOLD Aleksa	EST	3 JAN 2000	CAN (Montreal)	5 APR 2018	2:14.42
DUHAMEL Cyrielle	FRA	6 JAN 2000	FRA (St-Raphael)	27 MAY 2018	2:14.60
LOEYNING Ingeborg Vassbakk	NOR	13 SEP 2000	SWE (Trondheim)	11 JUL 2017	2:15.25
GALLOWAY Gina	NZL	17 MAR 2001	NZL (Auckland)	2 JUL 2018	2:15.71
REZVANTSEVA Anastassiya	KAZ	12 APR 2002	BLR (Brest)	4 APR 2018	2:16.11
GORBENKO Anastasia	ISR	7 AUG 2003	SUI (Geneva)	19 JAN 2018	2:16.53
TOUILI Lila	FRA	19 FEB 2000	FRA (Laval)	25 JUL 2018	2:16.56
HURTADO Andrea	PER	6 OCT 2000	PER (Lima)	22 APR 2018	2:16.62
de CARVALHO PESSANHA Maria Luiza	BRA	23 JAN 2000	BRA (Rio de Janeiro)	18 APR 2018	2:17.01
CHEN Szu-Chi	TPE	20 JUN 2002	TPE (Taipei)	22 APR 2017	2:17.53
OLIVA Nicole Justine Marie	PHI	20 DEC 2001	USA (Mesa)	14 APR 2017	2:19.71
KRSTEVSKA Mia	MKD	18 AUG 2001	SRB (Belgrade)	15 APR 2018	2:21.32
ARDILES Trinidad Paz	CHI	10 MAY 2003	CHI (Santiago)	5 OCT 2017	2:21.81
VERDINO Claudia	MON	28 NOV 2001	MON (Monaco)	16 JUN 2018	2:27.31

REVISED Event numbers have been revised



Medallists

Medal	Name	NOC
GOLD	SALCUTAN Tatiana	MDA - Republic of Moldova
SILVER	BROAD Madison	CAN - Canada
BRONZE	McKEOWN Kaylee	AUS - Australia



Results

Event Number 19

Rank	Lane	Name	NOC Code	R.T.	50m	100m	150m	Time	Time Behind
1	7	SALCUTAN Tatiana	MDA	0.68	(4) 31.02	(5) 1:04.63 33.61	(2) 1:37.88 33.25	2:10.13 32.25	
2	5	BROAD Madison	CAN	0.74	(1) 30.13	(1) 1:03.74 33.61	(1) 1:37.74 34.00	2:10.32 32.58	0.19
3	2	McKEOWN Kaylee	AUS	0.57	(7) 31.39	(4) 1:04.42 33.03	(5) 1:38.61 34.19	2:10.67 32.06	0.54
4	4	WHITE Rhyan	USA	0.60	(2) 30.87	(2) 1:04.03 33.16	(3) 1:38.00 33.97	2:10.95 32.95	0.82
5	3	PENG Xuwei	CHN	0.61	(5) 31.09	(3) 1:04.35 33.26	(6) 1:38.64 34.29	2:11.77 33.13	1.64
6	1	ILYES Laura	HUN	0.55	(8) 31.85	(8) 1:05.26 33.41	(7) 1:39.76 34.50	2:13.05 33.29	2.92
7	6	GARCIA KIRICHENKO Cristina	ESP	0.62	(6) 31.35	(6) 1:04.90 33.55	(4) 1:38.55 33.65	2:13.07 34.52	2.94
8	8	EGOROVA Polina	RUS	0.70	(3) 30.93	(7) 1:05.13 34.20	(8) 1:40.12 34.99	2:15.90 35.78	5.77

Legend:

R.T. Reaction Time



Results Summary

Event Number 19

Rank	Heat	Lane	Name	Date of Birth	NOC Code	R.T.	50m	100m	150m	Time	Time Behind
1	4	6	WHITE Rhyan	25 JAN 2000	USA	0.62	30.87	1:04.76 33.89	1:38.33 33.57	2:12.21 33.88	Q
2	3	6	BROAD Madison	5 SEP 2000	CAN	0.74	30.54	1:04.82 34.28	1:39.25 34.43	2:12.94 33.69	0.73 Q
3	4	4	PENG Xuwei	15 JAN 2003	CHN	0.60	31.11	1:04.72 33.61	1:39.20 34.48	2:13.06 33.86	0.85 Q
4	4	5	GARCIA KIRICHENKO	16 MAR 2001	ESP	0.62	32.22	1:05.92 33.70	1:39.62 33.70	2:13.25 33.63	1.04 Q
5	3	4	McKEOWN Kaylee	12 JUL 2001	AUS	0.57	31.19	1:05.53 34.34	1:39.98 34.45	2:13.32 33.34	1.11 Q
6	3	5	SALCUTAN Tatiana	16 APR 2001	MDA	0.70	31.27	1:05.59 34.32	1:39.95 34.36	2:13.56 33.61	1.35 Q
7	2	5	ILYES Laura	19 DEC 2001	HUN	0.57	31.74	1:05.40 33.66	1:39.83 34.43	2:13.83 34.00	1.62 Q
8	2	4	EGOROVA Polina	25 FEB 2000	RUS	0.66	31.34	1:05.29 33.95	1:40.80 35.51	2:13.89 33.09	1.68 Q
9	4	1	GORBENKO Anastasia	7 AUG 2003	ISR	0.70	32.38	1:06.09 33.71	1:40.93 34.84	2:14.24 33.31	2.03
10	4	2	FRIAS MOLINA Tamara	2 NOV 2000	ESP	0.68	32.56	1:06.77 34.21	1:41.50 34.73	2:15.09 33.59	2.88
11	2	6	de GOEIJ Fernanda	11 NOV 2000	BRA	0.58	31.90	1:06.95 35.05	1:41.27 34.32	2:15.21 33.94	3.00
12	4	8	de CARVALHO PESSA.	23 JAN 2000	BRA	0.62	31.82	1:06.91 35.09	1:41.63 34.72	2:15.93 34.30	3.72
13	4	7	LOEYNING IV	13 SEP 2000	NOR	0.57	31.92	1:06.84 34.92	1:41.28 34.44	2:16.46 35.18	4.25
14	3	2	GOLD Aleksa	3 JAN 2000	EST	0.63	32.98	1:07.78 34.80	1:43.61 35.83	2:17.14 33.53	4.93
15	2	2	DUHAMEL Cyrielle	6 JAN 2000	FRA	0.70	33.06	1:07.45 34.39	1:42.78 35.33	2:17.46 34.68	5.25
16	2	7	REZVANTSEVA Anastassiya	12 APR 2002	KAZ	0.67	31.91	1:06.81 34.90	1:42.01 35.20	2:17.60 35.59	5.39
17	2	1	HURTADO Andrea	6 OCT 2000	PER	0.61	32.77	1:07.29 34.52	1:43.40 36.11	2:18.37 34.97	6.16
18	2	3	VENTER Mariella Greta	10 JAN 2000	RSA	0.67	32.52	1:07.11 34.59	1:43.19 36.08	2:18.70 35.51	6.49
19	3	7	GALLOWAY Gina	17 MAR 2001	NZL	0.67	31.42	1:06.59 35.17	1:42.20 35.61	2:18.72 36.52	6.51
20	3	3	KOLESNYKOVA Maryna	15 FEB 2000	UKR	0.63	32.36	1:07.82 35.46	1:44.16 36.34	2:18.92 34.76	6.71
21	3	8	CHEN Szu-Chi	20 JUN 2002	TPE	0.63	31.12	1:06.19 35.07	1:42.28 36.09	2:19.23 36.95	7.02
22	4	3	VASKINA Daria	30 JUL 2002	RUS	0.68	32.67	1:08.27 35.60	1:44.10 35.83	2:19.54 35.44	7.33
23	3	1	TOUILI Lila	19 FEB 2000	FRA	0.66	33.27	1:08.06 34.79	1:45.01 36.95	2:21.15 36.14	8.94
24	1	5	ARDILES Trinidad Paz	10 MAY 2003	CHI	0.76	32.93	1:09.28 36.35	1:46.94 37.66	2:24.27 37.33	12.06
25	1	4	KRSTEVSKA Mia	18 AUG 2001	MKD	0.64	33.28	1:10.02 36.74	1:48.35 38.33	2:27.15 38.80	14.94
26	1	3	VERDINO Claudia	28 NOV 2001	MON	0.66	34.98	1:12.82 37.84	1:51.91 39.09	2:30.26 38.35	18.05

Legend:

Q Qualified for next phase

R.T. Reaction Time


Entry List by Event


As of FRI 5 OCT 2018

Event Number 2
REVISED
 5 OCT 12:06

 Number of entries: **44**

Name	NOC Code	Date of Birth	Location of Qualification	Date of Qualification	Qualifying Time
SALIMA Ahmadou Youssoufou	NIG	21 OCT 2003	ALG (Alger)	22 JUL 2018	6.88
McSHARRY Mona	IRL	21 AUG 2000	GBR (Edinburgh)	4 MAR 2018	30.87
COYNE Niamh	IRL	22 JUN 2001	IRL (Dublin)	28 JUL 2018	31.23
SELEIKAITE Agne	LTU	6 FEB 2000	LTU (Alytus)	13 APR 2018	31.24
HODGES Chelsea	AUS	27 JUN 2001	AUS (Gold Coast)	2 MAR 2018	31.28
HALLMANN Weronika	POL	20 JUL 2000	POL (Lodz)	25 MAY 2018	31.29
CELIK Tina	SLO	24 APR 2001	FIN (Helsinki)	4 JUL 2018	31.57
MAKAROVA Anastasia	RUS	8 JAN 2003	FIN (Helsinki)	4 JUL 2018	31.71
SAMANCI Gulsen Beste	TUR	21 FEB 2000	ISR (Netanya)	28 JUN 2017	31.73
WISEMAN Avery	CAN	7 APR 2002	CAN (Montreal)	6 APR 2018	31.75
TETEREVKOVA Kotryna	LTU	23 JAN 2002	FIN (Helsinki)	4 JUL 2018	31.79
MOSCENSCAIA Anastasia	MDA	31 JUL 2000	ROU (Bucharest)	24 MAY 2018	32.15
GUTTMANN Elena	AUT	31 OCT 2001	NED (Eindhoven)	15 APR 2018	32.18
BRUNZELL Hannah	SWE	22 MAR 2001	USA (Indianapolis)	23 AUG 2017	32.25
LAHTINEN Laura	FIN	3 JUN 2003	SWE (Jyvaskyla)	28 JUN 2018	32.26
BOONAMPHAI Saovane	THA	18 APR 2000	SGP (Singapore)	23 JUN 2018	32.34
MANSSON Julia	SWE	4 SEP 2002	SWE (Stockholm)	6 APR 2018	32.36
BASSO BERT Clara	FRA	26 JAN 2001	FIN (Helsinki)	4 JUL 2018	32.39
MALLET Camille	FRA	28 MAY 2001	FRA (St-Raphael)	27 MAY 2018	32.40
MUNDELL Christin	RSA	30 SEP 2001	RSA (Port Elizabeth)	22 MAR 2018	32.42
CHUE Christie May	SGP	3 JUL 2000	SGP (Singapore)	20 JUN 2018	32.44
KUCHERAN Nina	CAN	3 JUL 2000	CAN (Vancouver)	3 JUN 2018	32.44
ASABA Shiori	JPN	4 AUG 2000	JPN (Aicha)	14 APR 2017	32.48
MEDIC Mila	SRB	25 JAN 2000	BIH (Sarajevo)	31 MAR 2018	32.53
PASUKAN Emina	BIH	12 APR 2001	BIH (Sarajevo)	6 MAY 2018	32.58
PETKOVA Diana	BUL	10 JUN 2000	BUL (Sofia)	16 MAR 2018	32.62
HUSZAR Ingrid	ROU	9 JUN 2003	FIN (Helsinki)	4 JUL 2018	32.65
MENLIBAEVA Bibigul	UZB	12 JUN 2001	UZB (Tashkent)	23 FEB 2018	32.67
DOUGLASS Katherine	USA	17 NOV 2001	USA (Indianapolis)	29 JUN 2017	32.90
ONIEVA HENRICH Elena	SUI	20 FEB 2001	FIN (Helsinki)	4 JUL 2018	32.95
CULINA Nika	CRO	22 OCT 2001	CRO (Zagreb)	27 JUL 2018	32.96
KRONIGER Anna	GER	23 JUN 2000	ITA (Roma)	30 JUN 2018	33.06
PEREIRA Raquel	POR	6 JAN 2000	POR (Oeiras)	27 JUL 2018	33.13
ZABORSKA Miroslava	SVK	4 FEB 2001	ISR (Netanya)	28 JUN 2017	33.25
SCHREUDERS Anahi	ARU	17 FEB 2000	TTO (Balmain)	2 JUL 2018	33.43
ZHENG Muyan	CHN	19 AUG 2002	CHN (Taiyuan)	13 APR 2018	33.82
KAMARA Ramatoulaye	SEN	9 MAR 2000	ALG (Alger)	22 JUL 2018	37.40
AL YAFEI Lara Yousuf Ali	OMA	24 FEB 2002	SGP (Singapore)	23 JUN 2018	37.74
ABDALLAH ATTOUMANI Maria	COM	18 SEP 2001			
EKOMBA Rita	GEQ	10 DEC 2000			
GONDO Ruvarashe Tjawada	BOT	1 APR 2002			
KHULAIL Aishath Hulva	MDV	3 SEP 2003			
SESSOUMA Gniene Faouzia	BUR	20 OCT 2002			
ZHDRELLA Melisa	KOS	10 MAY 2000			

REVISED Event numbers have been revised



Medallists

Medal	Name	NOC
GOLD	SELEIKAITE Agne	LTU - Lithuania
SILVER	HODGES Chelsea	AUS - Australia
BRONZE	CELIK Tina	SLO - Slovenia



Results

Event Number 2

Rank	Lane	Name	NOC Code	R.T.	Time	Time Behind
1	4	SELEIKAITE Agne	LTU	0.64	31.37	
2	3	HODGES Chelsea	AUS	0.72	31.42	0.05
3	2	CELIK Tina	SLO	0.65	31.75	0.38
4	7	McSHARRY Mona	IRL	0.67	31.96	0.59
5	6	COYNE Niamh	IRL	0.72	32.02	0.65
6	1	KUCHERAN Nina	CAN	0.66	32.06	0.69
7	5	HALLMANN Weronika	POL	0.67	32.17	0.80
8	8	WISEMAN Avery	CAN	0.70	32.79	1.42

Legend:

R.T. Reaction Time



Results Summary

Event Number 2

Rank	Heat	Lane	Name	Date of Birth	NOC Code	R.T.	Time	Time Behind
1	2	4	SELEIKAITE Agne	6 FEB 2000	LTU	0.63	31.41	Q
2	1	2	HALLMANN Weronika	20 JUL 2000	POL	0.68	31.49	0.08 Q
3	1	3	HODGES Chelsea	27 JUN 2001	AUS	0.69	31.62	0.21 Q
4	2	3	COYNE Niamh	22 JUN 2001	IRL	0.76	31.80	0.39 Q
5	2	1	CELIK Tina	24 APR 2001	SLO	0.65	31.89	0.48 Q
6	1	4	McSHARRY Mona	21 AUG 2000	IRL	0.68	32.01	0.60 Q
7	1	1	KUCHERAN Nina	3 JUL 2000	CAN	0.66	32.17	0.76 Q
8	2	5	WISEMAN Avery	7 APR 2002	CAN	0.70	32.18	0.77 Q
9	1	7	TETEREVKOVA Kotryna	23 JAN 2002	LTU	0.72	32.30	0.89
10	1	5	BRUNZELL Hannah	22 MAR 2001	SWE	0.77	32.34	0.93
11	1	6	LAHTINEN Laura	3 JUN 2003	FIN	0.70	32.49	1.08
12	2	2	MUNDELL Christin	30 SEP 2001	RSA	0.75	32.77	1.36
13	2	6	CHUE Christie May	3 JUL 2000	SGP	0.69	32.86	1.45
14	2	7	MAKAROVA Anastasia	8 JAN 2003	RUS	0.70	32.89	1.48
15	2	8	SAMANCI Gulsen Beste	21 FEB 2000	TUR	0.66	33.23	1.82
16	1	8	BOONAMPHAI Saovanee	18 APR 2000	THA	0.57	33.34	1.93

Legend:

Q Qualified for next phase

R.T. Reaction Time



Results Summary

Event Number 2

Rank	Heat	Lane	Name	Date of Birth	NOC Code	R.T.	Time	Time Behind
1	4	4	SELEIKAITE Agne	6 FEB 2000	LTU	0.63	31.55	Q
2	6	4	McSHARRY Mona	21 AUG 2000	IRL	0.71	31.78	0.23 Q
3	4	3	WISEMAN Avery	7 APR 2002	CAN	0.71	31.81	0.26 Q
3	6	2	BRUNZELL Hannah	22 MAR 2001	SWE	0.78	31.81	0.26 Q
5	5	4	COYNE Niamh	22 JUN 2001	IRL	0.75	31.90	0.35 Q
6	6	5	HODGES Chelsea	27 JUN 2001	AUS	0.75	31.91	0.36 Q
7	5	1	CHUE Christie May	3 JUL 2000	SGP	0.69	31.95	0.40 Q
8	5	2	LAHTINEN Laura	3 JUN 2003	FIN	0.69	32.01	0.46 Q
9	6	1	MUNDELL Christin	30 SEP 2001	RSA	0.70	32.16	0.61 Q
10	5	5	HALLMANN Weronika	20 JUL 2000	POL	0.67	32.24	0.69 Q
11	6	3	MAKAROVA Anastasia	8 JAN 2003	RUS	0.68	32.35	0.80 Q
12	6	6	TETEREVKOVA Kotryna	23 JAN 2002	LTU	0.72	32.42	0.87 Q
13	4	5	CELIK Tina	24 APR 2001	SLO	0.67	32.44	0.89 Q
14	4	1	KUCHERAN Nina	3 JUL 2000	CAN	0.68	32.48	0.93 Q
15	5	3	SAMANCI Gulsen Beste	21 FEB 2000	TUR	0.66	32.56	1.01 Q
16	4	2	BOONAMPHAI Saovanee	18 APR 2000	THA	0.60	32.67	1.12 Q
17	6	7	MANSSON Julia	4 SEP 2002	SWE	0.69	32.86	1.31
18	5	6	MOSCENSCAIA Anastasia	31 JUL 2000	MDA	0.72	32.89	1.34
19	5	8	MEDIC Mila	25 JAN 2000	SRB	0.66	32.99	1.44
20	5	7	BASSO BERT Clara	26 JAN 2001	FRA	0.73	33.02	1.47
21	4	6	GUTTMANN Elena	31 OCT 2001	AUT	0.68	33.04	1.49
22	2	5	ZHENG Muyan	19 AUG 2002	CHN	0.63	33.23	1.68
22	3	1	PEREIRA Raquel	6 JAN 2000	POR	0.75	33.23	1.68
24	3	4	PETKOVA Diana	10 JUN 2000	BUL	0.75	33.26	1.71
25	6	8	ASABA Shiori	4 AUG 2000	JPN	0.75	33.46	1.91
26	3	6	ONIEVA HENRICH Elena	20 FEB 2001	SUI	0.66	33.64	2.09
27	3	5	HUSZAR Ingrid	9 JUN 2003	ROU	0.83	33.68	2.13
28	4	8	PASUKAN Emina	12 APR 2001	BIH	0.71	33.84	2.29
29	3	7	KRONIGER Anna	23 JUN 2000	GER	0.71	33.98	2.43
30	3	2	CULINA Nika	22 OCT 2001	CRO	0.81	34.27	2.72
31	2	4	SCHREUDERS Anahi	17 FEB 2000	ARU	0.76	34.37	2.82
32	3	8	ZABORSKA Miroslava	4 FEB 2001	SVK	0.71	34.39	2.84
33	4	7	MALLET Camille	28 MAY 2001	FRA	0.68	34.57	3.02
34	3	3	MENLIBAEVA Bibigul	12 JUN 2001	UZB	0.78	35.00	3.45
35	1	4	ZHDRELLA Melisa	10 MAY 2000	KOS	0.71	35.44	3.89
36	2	6	AL YAFEI Lara Yousuf Ali	24 FEB 2002	OMA	0.69	37.35	5.80
37	2	1	GONDO Ruvarashe Tjawada	1 APR 2002	BOT	0.71	37.79	6.24
38	2	3	KAMARA Ramatoulaye	9 MAR 2000	SEN	0.73	37.94	6.39
39	2	8	KHULAIL Aishath Hulva	3 SEP 2003	MDV	0.72	43.41	11.86
40	2	2	EKOMBA Rita	10 DEC 2000	GEQ	0.94	49.28	17.73
41	2	7	SESSOUMA Gniene Faouzia	20 OCT 2002	BUR	1.02	57.76	26.21
42	1	5	ABDALLAH ATTOUMANI Maria	18 SEP 2001	COM	1.07	1:00.13	28.58
43	1	3	SALIMA Ahmadou Youssoufou	21 OCT 2003	NIG	0.91	1:00.64	29.09

Legend:

Q Qualified for next phase

R.T. Reaction Time


Entry List by Event

As of FRI 5 OCT 2018

Event Number 17
REVISED
 5 OCT 12:08

 Number of entries: **46**


Name	NOC Code	Date of Birth	Location of Qualification	Date of Qualification	Qualifying Time
McSHARRY Mona	IRL	21 AUG 2000	USA (Indianapolis)	26 AUG 2017	1:07.10
COYNE Niamh	IRL	22 JUN 2001	IRL (Dublin)	25 JUL 2018	1:07.87
TETEREVKOVA Kotryna	LTU	23 JAN 2002	FIN (Helsinki)	8 JUL 2018	1:08.03
HALLMANN Weronika	POL	20 JUL 2000	POL (Lodz)	27 MAY 2018	1:08.25
MAKAROVA Anastasia	RUS	8 JAN 2003	FIN (Helsinki)	8 JUL 2018	1:08.46
WISEMAN Avery	CAN	7 APR 2002	CAN (Montreal)	8 APR 2018	1:08.46
PIROVANO Anna	ITA	8 OCT 2000	ITA (Roma)	29 JUN 2018	1:08.77
ZHENG Muyan	CHN	19 AUG 2002	CHN (Tianjin)	1 SEP 2017	1:09.00
ASABA Shiori	JPN	4 AUG 2000	JPN (Tokyo)	4 APR 2018	1:09.13
HODGES Chelsea	AUS	27 JUN 2001	AUS (Sydney)	22 APR 2018	1:09.13
SELEIKAITE Agne	LTU	6 FEB 2000	LTU (Alytus)	12 APR 2018	1:09.18
CELIK Tina	SLO	24 APR 2001	SLO (Kranj)	20 APR 2018	1:09.19
GUTTMANN Elena	AUT	31 OCT 2001	NED (Eindhoven)	14 APR 2018	1:09.25
KUCHERAN Nina	CAN	3 JUL 2000	CAN (Montreal)	8 APR 2018	1:09.27
BRUNZELL Hannah	SWE	22 MAR 2001	USA (Indianapolis)	25 AUG 2017	1:09.33
VIEIRA Ana Carolina	BRA	24 OCT 2001	BRA (Rio de Janeiro)	17 APR 2018	1:09.95
VAZQUEZ RUIZ Alba	ESP	24 FEB 2002	FIN (Helsinki)	7 JUL 2018	1:09.98
DOUGLASS Katherine	USA	17 NOV 2001	USA (East Meadow)	8 AUG 2017	1:10.05
MALLET Camille	FRA	28 MAY 2001	FRA (St-Raphael)	23 MAY 2018	1:10.10
PEREIRA Raquel	POR	6 JAN 2000	POR (Coimbra)	17 MAR 2018	1:10.15
BASSO BERT Clara	FRA	26 JAN 2001	FRA (St-Raphael)	23 MAY 2018	1:10.16
MUNDELL Christin	RSA	30 SEP 2001	RSA (Durban)	23 MAR 2018	1:10.21
SAMANCI Gulsen Beste	TUR	21 FEB 2000	ISR (Netanya)	1 JUL 2017	1:10.28
WANG Heesong	KOR	15 DEC 2003	KOR (Gimcheon)	13 MAY 2018	1:10.31
MOSCENSCAIA Anastasia	MDA	31 JUL 2000	ROU (Bucharest)	25 MAY 2018	1:10.42
MANSSON Julia	SWE	4 SEP 2002	LUX (Luxembourg)	28 JAN 2018	1:10.46
KRONIGER Anna	GER	23 JUN 2000	ITA (Roma)	29 JUN 2018	1:10.69
GADEA Maria Claudia	ROU	9 MAY 2001	ROU (Bucharest)	25 MAY 2018	1:10.91
LAHTINEN Laura	FIN	3 JUN 2003	FIN (Jyvaskyla)	29 JUN 2018	1:10.93
HUSZAR Ingrid	ROU	9 JUN 2003	ROU (Bucharest)	25 MAY 2018	1:10.97
CHUE Christie May	SGP	3 JUL 2000	SGP (Singapore)	14 MAR 2018	1:11.00
BOONAMPHAI Saovanee	THA	18 APR 2000	SGP (Singapore)	21 JUN 2018	1:11.09
YUN Eunsol	KOR	22 MAR 2002	KOR (Gimcheon)	19 JUL 2018	1:11.25
KAN Natalie	HKG	30 APR 2002	THA (Bangkok)	1 APR 2017	1:11.32
PASUKAN Emina	BIH	12 APR 2001	BIH (Banja Luka)	22 APR 2018	1:11.49
CULINA Nika	CRO	22 OCT 2001	CRO (Zagreb)	28 JUL 2018	1:11.54
MEDIC Mila	SRB	25 JAN 2000	BIH (Banja Luka)	22 APR 2018	1:11.65
ONIEVA HENRICH Elena	SUI	20 FEB 2001	SUI (Geneva)	6 APR 2018	1:11.86
ZABORSKA Miroslava	SVK	4 FEB 2001	USA (Indianapolis)	25 AUG 2017	1:12.12
ARNGEIRSDOTTIR Karen Mist	ISL	9 FEB 2000	ISL (Reykjavik)	20 APR 2018	1:13.55
POLONSKY Lea	ISR	25 MAY 2002	AUT (Graz)	20 APR 2018	1:14.18
ALBORZEN Maria Selene	ARG	21 FEB 2003	ARG (Mar del Plata)	14 JUN 2017	1:14.28
SCHREUDERS Anahi	ARU	17 FEB 2000	TTO (Balmain)	3 JUL 2018	1:14.42
MENLIBAEVA Bibigul	UZB	12 JUN 2001	UZB (Tashkent)	27 FEB 2018	1:14.50
ABUSHAMMALEH Mera	PLE	1 JAN 2002			
KHULAIL Aishath Hulva	MDV	3 SEP 2003			

REVISED Event numbers have been revised



Medallists

Medal	Name	NOC
GOLD	MAKAROVA Anastasia	RUS - Russian Federation
SILVER	COYNE Niamh	IRL - Ireland
BRONZE	TETEREVKOVA Kotryna	LTU - Lithuania



Results

Event Number 17

Rank	Lane	Name	NOC Code	R.T.	50m	Time	Time Behind
1	4	MAKAROVA Anastasia	RUS	0.68	(5) 32.98	1:07.88 34.90	
2	3	COYNE Niamh	IRL	0.74	(6) 33.10	1:08.90 35.80	1.02
3	5	TETEREVKOVA Kotryna	LTU	0.73	(3) 32.37	1:08.95 36.58	1.07
4	8	McSHARRY Mona	IRL	0.69	(1) 31.90	1:08.97 37.07	1.09
5	6	PIROVANO Anna	ITA	0.75	(2) 32.30	1:09.16 36.86	1.28
6	2	BRUNZELL Hannah	SWE	0.77	(8) 33.38	1:09.20 35.82	1.32
7	1	SELEIKAITE Agne	LTU	0.67	(7) 33.29	1:09.40 36.11	1.52
8	7	ASABA Shiori	JPN	0.73	(4) 32.90	1:09.57 36.67	1.69

Legend:

R.T. Reaction Time



Results Summary

Event Number 17

Rank	Heat	Lane	Name	Date of Birth	NOC Code	R.T.	50m	Time	Time Behind
1	2	4	MAKAROVA Anastasia	8 JAN 2003	RUS	0.68	33.35	1:08.75 35.40	Q
2	1	3	TETEREVKOVA Kotryna	23 JAN 2002	LTU	0.74	32.82	1:08.80 35.98	0.05 Q
3	1	5	COYNE Niamh	22 JUN 2001	IRL	0.74	32.78	1:08.90 36.12	0.15 Q
4	2	3	PIROVANO Anna	8 OCT 2000	ITA	0.71	33.20	1:09.14 35.94	0.39 Q
5	2	6	BRUNZELL Hannah	22 MAR 2001	SWE	0.79	32.44	1:09.46 37.02	0.71 Q
6	2	5	ASABA Shiori	4 AUG 2000	JPN	0.72	33.14	1:09.50 36.36	0.75 Q
7	2	8	SELEIKAITE Agne	6 FEB 2000	LTU	0.66	32.37	1:09.55 37.18	0.80 Q
8	1	4	McSHARRY Mona	21 AUG 2000	IRL	0.69	32.40	1:09.74 37.34	0.99 Q
9	2	2	HALLMANN Weronika	20 JUL 2000	POL	0.72	33.32	1:10.06 36.74	1.31
10	2	7	GUTTMANN Elena	31 OCT 2001	AUT	0.67	32.31	1:10.43 38.12	1.68
11	1	6	HODGES Chelsea	27 JUN 2001	AUS	0.75	32.60	1:10.59 37.99	1.84
12	1	7	MANSSON Julia	4 SEP 2002	SWE	0.75	32.93	1:10.60 37.67	1.85
13	1	2	WISEMAN Avery	7 APR 2002	CAN	0.70	33.58	1:10.67 37.09	1.92
14	2	1	CELIK Tina	24 APR 2001	SLO	0.69	33.53	1:10.77 37.24	2.02
15	1	1	ZHENG Muyan	19 AUG 2002	CHN	0.65	33.79	1:10.78 36.99	2.03
16	1	8	BASSO BERT Clara	26 JAN 2001	FRA	0.72	32.46	1:12.71 40.25	3.96

Legend:

Q Qualified for next phase **R.T.** Reaction Time



Results Summary

Event Number 17

Rank	Heat	Lane	Name	Date of Birth	NOC Code	R.T.	50m	Time	Time Behind
1	5	5	MAKAROVA Anastasia	8 JAN 2003	RUS	0.69	32.92	1:08.80 35.88	Q
2	6	4	McSHARRY Mona	21 AUG 2000	IRL	0.69	32.10	1:09.24 37.14	0.44 Q
3	4	3	ASABA Shiori	4 AUG 2000	JPN	0.75	33.42	1:09.27 35.85	0.47 Q
4	5	4	COYNE Niamh	22 JUN 2001	IRL	0.74	32.91	1:09.49 36.58	0.69 Q
5	6	3	PIROVANO Anna	8 OCT 2000	ITA	0.68	33.46	1:09.78 36.32	0.98 Q
6	4	4	TETEREVKOVA Kotryna	23 JAN 2002	LTU	0.75	33.52	1:10.06 36.54	1.26 Q
7	4	2	BRUNZELL Hannah	22 MAR 2001	SWE	0.78	33.44	1:10.10 36.66	1.30 Q
8	6	6	HODGES Chelsea	27 JUN 2001	AUS	0.70	32.56	1:10.37 37.81	1.57 Q
9	6	5	HALLMANN Weronika	20 JUL 2000	POL	0.69	32.58	1:10.47 37.89	1.67 Q
10	4	5	WISEMAN Avery	7 APR 2002	CAN	0.72	33.25	1:10.63 37.38	1.83 Q
11	6	2	GUTTMANN Elena	31 OCT 2001	AUT	0.68	33.50	1:10.86 37.36	2.06 Q
12	3	5	MANSSON Julia	4 SEP 2002	SWE	0.72	33.40	1:10.91 37.51	2.11 Q
12	4	6	CELIK Tina	24 APR 2001	SLO	0.69	33.59	1:10.91 37.32	2.11 Q
14	5	3	ZHENG Muyan	19 AUG 2002	CHN	0.64	33.82	1:10.94 37.12	2.14 Q
15	5	6	SELEIKAITE Agne	6 FEB 2000	LTU	0.66	33.43	1:10.95 37.52	2.15 Q
16	4	1	BASSO BERT Clara	26 JAN 2001	FRA	0.76	33.95	1:11.31 37.36	2.51 Q
17	2	4	YUN Eunsol	22 MAR 2002	KOR	0.64	34.00	1:11.37 37.37	2.57
18	3	3	KRONIGER Anna	23 JUN 2000	GER	0.68	33.97	1:11.51 37.54	2.71
19	3	1	CHUE Christie May	3 JUL 2000	SGP	0.69	34.26	1:11.56 37.30	2.76
20	6	8	MUNDELL Christin	30 SEP 2001	RSA	0.69	33.48	1:11.58 38.10	2.78
21	5	7	VAZQUEZ RUIZ Alba	24 FEB 2002	ESP	0.73	33.67	1:11.69 38.02	2.89
22	4	7	DOUGLASS Kate	17 NOV 2001	USA	0.75	33.64	1:11.77 38.13	2.97
23	3	8	BOONAMPHAI Saovanee	18 APR 2000	THA	0.59	33.62	1:11.82 38.20	3.02
24	3	4	MOSCENSCAIA Anastasia	31 JUL 2000	MDA	0.72	33.61	1:12.00 38.39	3.20
25	4	8	WANG Heesong	15 DEC 2003	KOR	0.74	33.85	1:12.01 38.16	3.21
26	3	6	GADEA Maria Claudia	9 MAY 2001	ROU	0.70	33.94	1:12.04 38.10	3.24
27	5	1	PEREIRA Raquel	6 JAN 2000	POR	0.75	34.52	1:12.13 37.61	3.33
28	2	2	MEDIC Mila	25 JAN 2000	SRB	0.66	34.05	1:12.14 38.09	3.34
29	1	5	ALBORZEN Maria Selene	21 FEB 2003	ARG	0.76	34.03	1:12.23 38.20	3.43



Results Summary

Event Number 17

Rank	Heat	Lane	Name	Date of Birth	NOC Code	R.T.	50m	Time	Time Behind
30	3	7	HUSZAR Ingrid	9 JUN 2003	ROU	0.79	34.04	1:12.36 38.32	3.56
31	5	2	KUCHERAN Nina	3 JUL 2000	CAN	0.69	34.37	1:12.50 38.13	3.70
32	6	7	VIEIRA Ana Carolina	24 OCT 2001	BRA	0.65	32.95	1:12.57 39.62	3.77
33	1	4	POLONSKY Lea	25 MAY 2002	ISR	0.71	34.24	1:12.69 38.45	3.89
34	2	3	PASUKAN Emina	12 APR 2001	BIH	0.69	35.07	1:12.73 37.66	3.93
34	3	2	LAHTINEN Laura	3 JUN 2003	FIN	0.74	34.19	1:12.73 38.54	3.93
36	2	7	ONIEVA HENRICH Elena	20 FEB 2001	SUI	0.72	34.06	1:13.00 38.94	4.20
37	2	5	KAN Natalie	30 APR 2002	HKG	0.72	34.86	1:13.04 38.18	4.24
38	2	6	CULINA Nika	22 OCT 2001	CRO	0.79	34.40	1:13.18 38.78	4.38
39	2	1	ZABORSKA Miroslava	4 FEB 2001	SVK	0.72	35.11	1:13.30 38.19	4.50
40	5	8	SAMANCI Gulsen Beste	21 FEB 2000	TUR	0.68	34.11	1:13.39 39.28	4.59
41	1	3	SCHREUDERS Anahi	17 FEB 2000	ARU	0.78	35.73	1:15.14 39.41	6.34
42	2	8	ARNGEIRSDOTTIR Karen Mist	9 FEB 2000	ISL	0.75	35.20	1:15.43 40.23	6.63
43	6	1	MALLET Camille	28 MAY 2001	FRA	0.69	36.08	1:16.12 40.04	7.32
44	1	6	MENLIBAEVA Bibigul	12 JUN 2001	UZB	0.72	35.62	1:16.75 41.13	7.95
45	1	7	KHULAIL Aishath Hulva	3 SEP 2003	MDV	0.71	41.68	1:34.61 52.93	25.81
	1	2	ABUSHAMMALEH Mera	1 JAN 2002	PLE			DNS	

Legend:

Q Qualified for next phase

R.T. Reaction Time


Entry List by Event


As of FRI 5 OCT 2018

Event Number 33
REVISED
 5 OCT 12:09

Number of entries: 41

Name	NOC Code	Date of Birth	Location of Qualification	Date of Qualification	Qualifying Time
ZHENG Muyan	CHN	19 AUG 2002	CHN (Tianjin)	1 SEP 2017	2:25.19
WANG Heesong	KOR	15 DEC 2003	KOR (Gimcheon)	22 JUL 2018	2:26.09
MAKAROVA Anastasia	RUS	8 JAN 2003	FIN (Helsinki)	6 JUL 2018	2:26.29
ASABA Shiori	JPN	4 AUG 2000	JPN (Tokyo)	8 APR 2018	2:26.44
TETEREVKOVA Kotryna	LTU	23 JAN 2002	FIN (Helsinki)	5 JUL 2018	2:26.97
McSHARRY Mona	IRL	21 AUG 2000	ISR (Netanya)	30 JUN 2017	2:27.44
PIROVANO Anna	ITA	8 OCT 2000	ITA (Roma)	1 JUL 2018	2:27.52
KRONIGER Anna	GER	23 JUN 2000	ITA (Roma)	1 JUL 2018	2:27.96
KUCHERAN Nina	CAN	3 JUL 2000	CAN (Montreal)	5 APR 2018	2:28.19
WISEMAN Avery	CAN	7 APR 2002	CAN (Montreal)	5 APR 2018	2:28.20
BRUNZELL Hannah	SWE	22 MAR 2001	ISR (Netanya)	29 JUN 2017	2:28.35
PAVLOPOULOU Nikolettta	GRE	1 JAN 2001	FIN (Helsinki)	5 JUL 2018	2:28.68
PEREIRA Raquel	POR	6 JAN 2000	POR (Coimbra)	18 MAR 2018	2:28.78
GORBENKO Anastasia	ISR	7 AUG 2003	FIN (Helsinki)	5 JUL 2018	2:29.17
VAZQUEZ RUIZ Alba	ESP	24 FEB 2002	FIN (Helsinki)	5 JUL 2018	2:29.25
COYNE Niamh	IRL	22 JUN 2001	IRL (Dublin)	26 JUL 2018	2:29.38
MUNDELL Christin	RSA	30 SEP 2001	RSA (Durban)	25 MAR 2018	2:29.60
HALLMANN Weronika	POL	20 JUL 2000	POL (Lodz)	26 MAY 2018	2:30.44
KONTOGEORGOU Eleni	GRE	9 JUL 2000	GRE (Athens)	12 MAY 2017	2:30.65
YUN Eunsol	KOR	22 MAR 2002	KOR (Gwangju)	29 APR 2018	2:31.46
MANSSON Julia	SWE	4 SEP 2002	FIN (Helsinki)	5 JUL 2018	2:31.59
ONIEVA HENRICH Elena	SUI	20 FEB 2001	FIN (Helsinki)	5 JUL 2018	2:31.95
VU Thi Phuong Anh	VIE	3 MAR 2001	BRU (Brunei)	12 NOV 2017	2:32.43
SELEIKAITE Agne	LTU	6 FEB 2000	LTU (Alytus)	14 APR 2018	2:32.77
ZABORSKA Miroslava	SVK	4 FEB 2001	FIN (Helsinki)	5 JUL 2018	2:32.87
CULINA Nika	CRO	22 OCT 2001	CRO (Zagreb)	29 JUL 2018	2:32.88
LAHTINEN Laura	FIN	3 JUN 2003	FIN (Helsinki)	5 JUL 2018	2:32.94
BASSO BERT Clara	FRA	26 JAN 2001	FRA (St-Raphael)	25 MAY 2018	2:32.95
HUSZAR Ingrid	ROU	9 JUN 2003	FIN (Helsinki)	5 JUL 2018	2:33.48
SAMANCI Gulsen Beste	TUR	21 FEB 2000	ISR (Netanya)	29 JUN 2017	2:33.83
PASUKAN Emina	BIH	12 APR 2001	BIH (Banja Luka)	21 APR 2018	2:33.96
MOSCENSCAIA Anastasia	MDA	31 JUL 2000	ROU (Bucharest)	26 MAY 2018	2:33.99
GADEA Maria Claudia	ROU	9 MAY 2001	ISR (Netanya)	29 JUN 2017	2:34.00
TADIC Tina	BIH	8 JAN 2003	BIH (Banja Luka)	21 APR 2018	2:34.51
CELIK Tina	SLO	24 APR 2001	SLO (Kranj)	20 APR 2018	2:34.59
KAN Natalie	HKG	30 APR 2002	HKG (Hong-Kong)	5 NOV 2017	2:35.04
PERMATAHANI Azzahra	INA	7 JAN 2002	SGP (Singapore)	15 MAR 2018	2:35.36
ALBORZEN Maria Selene	ARG	21 FEB 2003	ARG (Buenos Aires)	31 MAY 2018	2:35.44
GUTTMANN Elena	AUT	31 OCT 2001	AUT (Graz)	21 APR 2018	2:35.55
CHUE Christie May	SGP	3 JUL 2000	SGP (Singapore)	14 MAR 2018	2:35.99
DOUGLASS Katherine	USA	17 NOV 2001	USA (Indianapolis)	28 JUN 2017	2:37.70

REVISED Event numbers have been revised



Medallists

Medal	Name	NOC
GOLD	ASABA Shiori	JPN - Japan
SILVER	TETEREVKOVA Kotryna	LTU - Lithuania
BRONZE	WANG Heesong	KOR - Republic of Korea



Results

Event Number 33

Rank	Lane	Name	NOC Code	R.T.	50m	100m	150m	Time	Time Behind
1	4	ASABA Shiori	JPN	0.74	(4) 34.11	(1) 1:11.30 37.19	(1) 1:48.57 37.27	2:26.80 38.23	
2	8	TETEREVKOVA Kotryna	LTU	0.72	(1) 33.37	(3) 1:11.79 38.42	(2) 1:49.60 37.81	2:28.18 38.58	1.38
3	7	WANG Heesong	KOR	0.73	(2) 33.70	(5) 1:11.96 38.26	(4) 1:50.00 38.04	2:28.83 38.83	2.03
4	5	ZHENG Muyan	CHN	0.66	(5) 34.15	(2) 1:11.70 37.55	(3) 1:49.63 37.93	2:28.99 39.36	2.19
5	6	VAZQUEZ RUIZ Alba	ESP	0.74	(3) 33.86	(4) 1:11.83 37.97	(5) 1:50.04 38.21	2:29.01 38.97	2.21
6	3	MAKAROVA Anastasia	RUS	0.69	(8) 35.95	(8) 1:13.70 37.75	(7) 1:52.03 38.33	2:29.03 37.00	2.23
7	1	YUN Eunsol	KOR	0.65	(7) 34.74	(6) 1:12.39 37.65	(6) 1:51.08 38.69	2:30.33 39.25	3.53
8	2	KRONIGER Anna	GER	0.70	(6) 34.45	(7) 1:12.93 38.48	(8) 1:52.08 39.15	2:30.93 38.85	4.13

Legend:

R.T. Reaction Time



Results Summary

Event Number 33

Rank	Heat	Lane	Name	Date of Birth	NOC Code	R.T.	50m	100m	150m	Time	Time Behind
1	5	5	ASABA Shiori	4 AUG 2000	JPN	0.75	33.98	1:11.83 37.85	1:50.01 38.18	2:29.12 39.11	Q
2	5	4	ZHENG Muyan	19 AUG 2002	CHN	0.65	34.06	1:12.36 38.30	1:50.54 38.18	2:29.61 39.07	0.49 Q
3	3	4	MAKAROVA Anastasia	8 JAN 2003	RUS	0.67	34.60	1:12.37 37.77	1:51.18 38.81	2:30.10 38.92	0.98 Q
4	3	2	VAZQUEZ RUIZ Alba	24 FEB 2002	ESP	0.76	34.29	1:11.70 37.41	1:51.40 39.70	2:30.30 38.90	1.18 Q
5	4	3	KRONIGER Anna	23 JUN 2000	GER	0.72	34.32	1:12.48 38.16	1:51.75 39.27	2:30.65 38.90	1.53 Q
5	4	4	WANG Heesong	15 DEC 2003	KOR	0.72	34.83	1:12.93 38.10	1:51.94 39.01	2:30.65 38.71	1.53 Q
7	4	1	YUN Eunsol	22 MAR 2002	KOR	0.64	35.17	1:12.95 37.78	1:52.40 39.45	2:31.22 38.82	2.10 Q
8	4	5	TETEREVKOVA Kotryna	23 JAN 2002	LTU	0.72	34.26	1:12.73 38.47	1:51.57 38.84	2:31.36 39.79	2.24 Q
9	5	3	PIROVANO Anna	8 OCT 2000	ITA	0.71	34.89	1:13.20 38.31	1:52.40 39.20	2:31.75 39.35	2.63
10	1	7	ALBORZEN Maria Selene	21 FEB 2003	ARG	0.71	33.82	1:12.45 38.63	1:51.74 39.29	2:32.14 40.40	3.02
11	4	6	BRUNZELL Hannah	22 MAR 2001	SWE	0.78	34.10	1:13.36 39.26	1:52.16 38.80	2:32.34 40.18	3.22
12	5	1	KONTOGEOURGOU Eleni	9 JUL 2000	GRE	0.70	35.29	1:13.30 38.01	1:53.32 40.02	2:32.38 39.06	3.26
13	3	7	HALLMANN Weronika	20 JUL 2000	POL	0.74	34.40	1:14.11 39.71	1:52.44 38.33	2:32.52 40.08	3.40
14	3	6	PAVLOPOULOU Nikoletta	1 JAN 2001	GRE	0.74	34.62	1:13.84 39.22	1:52.88 39.04	2:32.61 39.73	3.49
15	3	1	MANSSON Julia	4 SEP 2002	SWE	0.70	34.58	1:12.10 37.52	1:52.31 40.21	2:32.99 40.68	3.87
16	5	2	PEREIRA Raquel	6 JAN 2000	POR	0.76	35.12	1:13.04 37.92	1:52.82 39.78	2:33.07 40.25	3.95
17	4	2	GORBENKO Anastasia	7 AUG 2003	ISR	0.77	35.42	1:13.98 38.56	1:54.11 40.13	2:33.13 39.02	4.01
18	5	7	COYNE Niamh	22 JUN 2001	IRL	0.75	34.20	1:12.97 38.77	1:52.17 39.20	2:33.27 41.10	4.15
19	2	4	ZABORSKA Miroslava	4 FEB 2001	SVK	0.74	35.75	1:14.54 38.79	1:53.92 39.38	2:34.32 40.40	5.20
20	1	3	CELIK Tina	24 APR 2001	SLO	0.69	35.54	1:14.79 39.25	1:54.82 40.03	2:34.54 39.72	5.42
21	1	4	GADEA Maria Claudia	9 MAY 2001	ROU	0.72	34.91	1:14.84 39.93	1:54.85 40.01	2:34.61 39.76	5.49
22	3	8	SELEIKAITE Agne	6 FEB 2000	LTU	0.62	34.16	1:14.15 39.99	1:53.72 39.57	2:35.02 41.30	5.90
23	2	1	PASUKAN Emina	12 APR 2001	BIH	0.71	36.54	1:16.23 39.69	1:57.32 41.09	2:36.43 39.11	7.31
24	1	8	CHUE Christie May	3 JUL 2000	SGP	0.70	34.73	1:15.13 40.40	1:55.33 40.20	2:36.49 41.16	7.37
25	5	6	WISEMAN Avery	7 APR 2002	CAN	0.74	34.23	1:13.20 38.97	1:53.56 40.36	2:36.71 43.15	7.59
26	4	7	MUNDELL Christin	30 SEP 2001	RSA	0.72	35.15	1:15.23 40.08	1:54.96 39.73	2:37.06 42.10	7.94
27	1	1	GUTTMANN Elena	31 OCT 2001	AUT	0.70	35.38	1:13.83 38.45	1:55.07 41.24	2:37.22 42.15	8.10
28	4	8	VU Thi Phuong Anh	3 MAR 2001	VIE	0.75	35.41	1:15.89 40.48	1:56.36 40.47	2:37.58 41.22	8.46
29	5	8	ONIEVA HENRICH Elena	20 FEB 2001	SUI	0.64	34.88	1:15.62 40.74	1:56.06 40.44	2:38.12 42.06	9.00



Results Summary

Event Number 33

Rank	Heat	Lane	Name	Date of Birth	NOC Code	R.T.	50m	100m	150m	Time	Time Behind
30	1	2	PERMATAHANI Azzahra	7 JAN 2002	INA	0.65	36.01	1:15.41 39.40	1:56.68 41.27	2:38.45 41.77	9.33
31	2	8	MOSCENSCAIA Anastasia	31 JUL 2000	MDA	0.77	33.93	1:13.92 39.99	1:55.43 41.51	2:38.57 43.14	9.45
32	1	6	KAN Natalie	30 APR 2002	HKG	0.73	35.60	1:15.80 40.20	1:57.48 41.68	2:40.03 42.55	10.91
33	2	5	CULINA Nika	22 OCT 2001	CRO	0.81	35.71	1:16.63 40.92	1:58.16 41.53	2:40.34 42.18	11.22
34	2	2	HUSZAR Ingrid	9 JUN 2003	ROU	0.82	35.89	1:16.06 40.17	1:58.17 42.11	2:40.65 42.48	11.53
35	1	5	TADIC Tina	8 JAN 2003	BIH	0.67	37.63	1:20.12 42.49	2:03.94 43.82	2:48.65 44.71	19.53
	2	6	BASSO BERT Clara	26 JAN 2001	FRA					DNS	
	2	7	SAMANCI Gulsen Beste	21 FEB 2000	TUR					DNS	
	3	3	KUCHERAN Nina	3 JUL 2000	CAN					DNS	
	3	5	McSHARRY Mona	21 AUG 2000	IRL					DNS	
	2	3	LAHTINEN Laura	3 JUN 2003	FIN					DSQ	

Legend:

Q Qualified for next phase R.T. Reaction Time




Entry List by Event

As of THU 4 OCT 2018

Event Number 16

Number of entries: **39**

Name	NOC Code	Date of Birth	Location of Qualification	Date of Qualification	Qualifying Time
JUNEVIK Sara	SWE	14 FEB 2000	USA (Indianapolis)	26 AUG 2017	26.18
SHKURDAI Anastasiya	BLR	3 JAN 2003	USA (Indianapolis)	25 JUL 2017	26.35
LIN Xintong	CHN	4 JUL 2000	CHN (Taiyuan)	13 APR 2018	26.36
YAMAMOTO Mayuka	JPN	14 FEB 2000	JPN (Tokyo)	24 MAY 2018	26.70
OZKAN Aleyna	TUR	1 FEB 2002	FIN (Helsinki)	8 JUL 2018	26.83
JURCZYK Karolina	POL	25 NOV 2001	FIN (Helsinki)	8 JUL 2018	27.03
KOEHLER Angelina	GER	12 NOV 2000	NED (Eindhoven)	13 APR 2018	27.13
GUEVARA HERNANDEZ Miriam Carolina	MEX	7 JUL 2000	COL (Barranquilla)	25 JUL 2018	27.14
MROZINSKI Julia Maria	GER	16 FEB 2000	GER (Berlin)	30 MAY 2018	27.15
CHEN Yu-Rong	TPE	5 JAN 2000	TPE (Taipei)	25 APR 2018	27.25
POTOCKA Tamara	SVK	15 AUG 2002	SVK (Bratislava)	22 JUN 2018	27.25
LYON Lismar	VEN	19 OCT 2000	CHI (Santiago de Chile)	30 SEP 2017	27.27
SCHEGOLEVA Alexandra	CYP	6 JUL 2001	BIH (Sarajevo)	5 MAY 2018	27.30
SEEMANOVA Barbora	CZE	1 APR 2000	CZE (Pardubice)	20 MAY 2017	27.32
DELGADO Anicka	ECU	13 JUN 2002	USA (Indianapolis)	25 AUG 2017	27.34
FIEDKIEWICZ Kornelia	POL	5 AUG 2001	USA (Indianapolis)	25 AUG 2017	27.35
KLEVANOVICH Elizaveta	RUS	22 MAR 2001	RUS (Saransk)	11 MAY 2018	27.38
BECERRA QUINTANILLA Valentina	COL	13 OCT 2001	COL (Barranquilla)	25 JUL 2018	27.39
STEMBEROVA Kristyna	CZE	10 SEP 2000	ISR (Netanya)	2 JUL 2017	27.41
LEIBEL Kyla	CAN	9 OCT 2001	CAN (Montreal)	6 APR 2018	27.50
PADRON SALAZAR Maria Beatriz	CRC	5 APR 2003	DOM (Santo Domingo)	14 APR 2018	27.52
RYAN Michaela	AUS	11 MAR 2002	AUS (Sydney)	21 APR 2018	27.53
PHILLIP Elinah	IVB	3 APR 2000	GBR (Sheffield)	25 JUL 2018	27.69
HEINOLA Nea-Amanda	FIN	16 OCT 2000	FIN (Jyvaskyla)	1 JUL 2018	27.75
KAN Natalie	HKG	30 APR 2002	HKG (Hong-Kong)	15 APR 2018	27.81
LEMA Julieta	ARG	3 JAN 2000	ARG (Buenos Aires)	31 MAY 2018	27.86
RUSSELL Victoria	BAH	26 JUL 2000	BAH (Nassau)	17 JUN 2018	27.92
MALUKA Ieva	LAT	9 APR 2003	SWE (Stockholm)	5 APR 2018	27.94
NAZAROVA Diana	KAZ	2 JUN 2000	KAZ (Brest)	3 MAY 2018	28.01
MOORE Madelyn	BER	17 MAY 2000	COL (Barranquilla)	25 JUL 2018	28.10
RICHTER Leoni	SUI	19 SEP 2000	SUI (Geneva)	5 APR 2018	28.10
MENCIA Mariel	DOM	13 FEB 2001	COL (Barranquilla)	25 JUL 2018	28.26
MARIN Ines	CHI	19 APR 2001	ARG (Buenos Aires)	31 MAY 2018	28.55
COETZEE Dune	RSA	14 MAY 2002	RSA (Durban)	23 MAR 2018	28.61
HEFEL Theresa Regina	LIE	4 FEB 2001	LUX (Luxembourg)	7 JUL 2018	29.00
WINTER Margie	FSM	20 FEB 2002		26 JUN 2018	32.37
STADNYK Yuliia	UKR	5 AUG 2000			1:22.00
GONDO Ruvarashe Tjawada	BOT	1 APR 2002			
TYURINA Anastasiya	TJK	27 SEP 2001			



Medallists

Medal	Name	NOC
GOLD	JUNEVIK Sara	SWE - Sweden
SILVER	SHKURDAI Anastasiya	BLR - Belarus
BRONZE	EGOROVA Polina	RUS - Russian Federation
BRONZE	KOEHLER Angelina	GER - Germany




Results

Event Number 15

Rank	Lane	Name	NOC Code	R.T.	Time	Time Behind
1	3	JUNEVIK Sara	SWE	0.72	26.40	
2	5	SHKURDAI Anastasiya	BLR	0.67	26.62	0.22
3	1	EGOROVA Polina	RUS	0.70	26.68	0.28
3	4	KOEHLER Angelina	GER	0.74	26.68	0.28
5	2	DELGADO Anicka	ECU	0.65	26.80	0.40
6	6	LIN Xintong	CHN	0.75	27.10	0.70
7	8	YAMAMOTO Mayuka	JPN	0.60	27.17	0.77
8	7	POTOCKA Tamara	SVK	0.71	27.48	1.08

Legend:

R.T. Reaction Time



Results

Event Number 15

Rank	Lane	Name	NOC Code	R.T.	Time	Time Behind
1	5	RYAN Michaela	AUS	0.76	27.88	
2	4	MALUKA Ieva	LAT	0.71	27.93	0.05
3	3	SCHEGOLEVA Alexandra	CYP	0.62	27.94	0.06

Legend:

R.T. Reaction Time



Results Summary

Event Number 15

Rank	Heat	Lane	Name	Date of Birth	NOC Code	R.T.	Time	Time Behind
1	2	3	KOEHLER Angelina	12 NOV 2000	GER	0.76	26.65	Q
1	2	4	SHKURDAI Anastasiya	3 JAN 2003	BLR	0.68	26.65	Q
3	1	5	JUNEVIK Sara	14 FEB 2000	SWE	0.72	26.75	0.10 Q
4	1	4	LIN Xintong	4 JUL 2000	CHN	0.75	26.83	0.18 Q
5	1	3	DELGADO Anicka	13 JUN 2002	ECU	0.64	26.92	0.27 Q
6	1	1	POTOCKA Tamara	15 AUG 2002	SVK	0.70	26.95	0.30 Q
7	1	6	EGOROVA Polina	25 FEB 2000	RUS	0.70	26.98	0.33 Q
8	2	5	YAMAMOTO Mayuka	14 FEB 2000	JPN	0.63	27.12	0.47 Q
9	1	2	LEMA Julieta	3 JAN 2000	ARG	0.67	27.16	0.51
10	2	1	CHEN Yu-Rong	5 JAN 2000	TPE	0.63	27.17	0.52
11	2	2	LEIBEL Kyla	9 OCT 2001	CAN	0.73	27.30	0.65
12	2	6	GUEVARA HERNANDEZ	7 JUL 2000	MEX	0.62	27.70	1.05
13	1	7	NAZAROVA Diana	2 JUN 2000	KAZ	0.77	27.71	1.06
14	2	8	OZKAN Aleyna	1 FEB 2002	TUR	0.69	27.77	1.12
15	1	8	RYAN Michaela	11 MAR 2002	AUS	0.76	28.06	1.41
16	2	7	PADRON SALAZAR MB	5 APR 2003	CRC	0.75	28.18	1.53

Legend:

Q Qualified for next phase

R.T. Reaction Time



Results Summary

Event Number 15

Rank	Heat	Lane	Name	Date of Birth	NOC Code	R.T.	Time	Time Behind
1	4	4	SHKURDAI Anastasiya	3 JAN 2003	BLR	0.68	26.56	Q
2	3	4	LIN Xintong	4 JUL 2000	CHN	0.76	26.84	0.28 Q
2	5	5	YAMAMOTO Mayuka	14 FEB 2000	JPN	0.62	26.84	0.28 Q
4	5	4	JUNEVIK Sara	14 FEB 2000	SWE	0.74	26.91	0.35 Q
5	5	3	KOEHLER Angelina	12 NOV 2000	GER	0.76	26.96	0.40 Q
6	3	2	DELGADO Anicka	13 JUN 2002	ECU	0.66	27.28	0.72 Q
7	4	3	GUEVARA HERNANDEZ	7 JUL 2000	MEX	0.68	27.42	0.86 Q
8	5	6	EGOROVA Polina	25 FEB 2000	RUS	0.87	27.43	0.87 Q
9	5	1	LEIBEL Kyla	9 OCT 2001	CAN	0.72	27.45	0.89 Q
10	2	4	LEMA Julieta	3 JAN 2000	ARG	0.70	27.55	0.99 Q
11	4	1	PADRON SALAZAR MB	5 APR 2003	CRC	0.77	27.56	1.00 Q
12	2	6	NAZAROVA Diana	2 JUN 2000	KAZ	0.77	27.64	1.08 Q
13	3	6	CHEN Yu-Rong	5 JAN 2000	TPE	0.65	27.66	1.10 Q
14	4	6	POTOCKA Tamara	15 AUG 2002	SVK	0.70	27.69	1.13 Q
15	4	5	OZKAN Aleyna	1 FEB 2002	TUR	0.79	27.76	1.20 Q
16	2	3	MALUKA Ieva	9 APR 2003	LAT	0.64	27.85	1.29 ?
16	3	1	RYAN Michaela	11 MAR 2002	AUS	0.75	27.85	1.29 ?
16	4	2	SCHEGOLEVA Alexandra	6 JUL 2001	CYP	0.65	27.85	1.29 ?
19	5	2	LYON Lismar	19 OCT 2000	VEN	0.64	27.90	1.34
20	5	7	FIEDKIEWICZ Kornelia	5 AUG 2001	POL	0.67	27.98	1.42
21	3	8	KAN Natalie	30 APR 2002	HKG	0.70	28.01	1.45
22	4	8	HEINOLA Nea-Amanda	16 OCT 2000	FIN	0.75	28.04	1.48
23	1	7	STADNYK Yuliia	5 AUG 2000	UKR	0.77	28.15	1.59
24	4	7	BECERRA QUINTANIL.	13 OCT 2001	COL	0.69	28.21	1.65
25	3	5	JURCZYK Karolina	25 NOV 2001	POL	0.70	28.25	1.69
26	3	7	STEMBEROVA Kristyna	10 SEP 2000	CZE	0.81	28.33	1.77
27	2	5	RUSSELL Victoria	26 JUL 2000	BAH	0.77	28.40	1.84
28	5	8	PHILLIP Elinah	3 APR 2000	IVB	0.62	28.65	2.09
29	1	4	COETZEE Dune	14 MAY 2002	RSA	0.68	28.70	2.14
30	2	1	MENCIA Mariel	13 FEB 2001	DOM	0.70	28.80	2.24
31	2	7	MOORE Madelyn	17 MAY 2000	BER	0.65	28.96	2.40
32	2	8	MARIN Ines	19 APR 2001	CHI	0.66	28.99	2.43
33	1	5	HEFEL Theresa Regina	4 FEB 2001	LIE	0.72	29.52	2.96
34	1	2	GONDO Ruvarashe Tjawada	1 APR 2002	BOT	0.72	32.16	5.60
35	1	3	WINTER Margie	20 FEB 2002	FSM	0.73	32.40	5.84
36	1	6	TYURINA Anastasiya	27 SEP 2001	TJK	0.91	33.37	6.81
	2	2	RICHTER Leoni	19 SEP 2000	SUI		DNS	
	3	3	MROZINSKI Julia Maria	16 FEB 2000	GER		DNS	

Legend:

? Involved in swim-off

Q Qualified for next phase

R.T. Reaction Time


Entry List by Event


As of FRI 5 OCT 2018

Event Number 29
REVISED
 5 OCT 12:09

 Number of entries: **33**

Name	NOC Code	Date of Birth	Location of Qualification	Date of Qualification	Qualifying Time
JUNEVIK Sara	SWE	14 FEB 2000	USA (Indianapolis)	28 AUG 2017	58.89
RYAN Michaela	AUS	11 MAR 2002	AUS (Gold Coast)	28 FEB 2018	58.96
EGOROVA Polina	RUS	25 FEB 2000	USA (Indianapolis)	2 JUL 2017	59.09
LIN Xintong	CHN	4 JUL 2000	CHN (Tianjin)	1 SEP 2017	59.11
GUEVARA HERNANDEZ Miriam Carolina	MEX	7 JUL 2000	COL (Barranquilla)	25 JUL 2018	59.31
SHKURDAI Anastasiya	BLR	3 JAN 2003	HUN (Gyor)	28 JUL 2018	59.34
KOEHLER Angelina	GER	12 NOV 2000	GER (Berlin)	21 JUL 2018	59.39
BAROCSAI Petra	HUN	7 NOV 2001	FIN (Helsinki)	7 JUL 2018	59.95
OZKAN Aleyna	TUR	1 FEB 2002	FIN (Helsinki)	8 JUL 2018	1:00.08
DOUGLASS Katherine	USA	17 NOV 2001	USA (Columbus)	6 JUL 2018	1:00.48
STADNYK Yuliia	UKR	5 AUG 2000	BLR (Brest)	2 MAY 2018	1:00.51
BECERRA QUINTANILLA Valentina	COL	13 OCT 2001	COL (Barranquilla)	25 JUL 2018	1:00.72
MROZINSKI Julia Maria	GER	16 FEB 2000	ITA (Roma)	24 JUN 2017	1:00.73
COETZEE Dune	RSA	14 MAY 2002	RSA (Durban)	3 APR 2017	1:01.04
POTOCKA Tamara	SVK	15 AUG 2002	SVK (Bratislava)	18 JUN 2017	1:01.36
DEWI Adinda Larasati	INA	20 DEC 2000	SGP (Singapore)	16 MAR 2018	1:01.37
SCHEGOLEVA Alexandra	CYP	6 JUL 2001	BIH (Sarajevo)	5 MAY 2018	1:01.38
POLONSKY Lea	ISR	25 MAY 2002	FIN (Helsinki)	6 JUL 2018	1:01.55
BERECZ Blanka	HUN	20 JUN 2002	FIN (Helsinki)	6 JUL 2018	1:01.60
CHEN Yu-Rong	TPE	5 JAN 2000	MAR (Marrakech)	6 MAY 2018	1:01.74
LEIBEL Kyla	CAN	9 OCT 2001	CAN (Montreal)	7 APR 2018	1:01.76
LAHTINEN Laura	FIN	3 JUN 2003	SWE (Stockholm)	6 APR 2018	1:01.83
LYON Lismar	VEN	19 OCT 2000	USA (Coral Springs)	19 JAN 2018	1:01.85
KAN Natalie	HKG	30 APR 2002	HKG (Hong-Kong)	11 FEB 2018	1:01.88
STEMBEROVA Kristyna	CZE	10 SEP 2000	CZE (Pardubice)	27 MAY 2018	1:01.95
ROMAN MANTILLA Maria Clara	COL	4 JAN 2001	COL (Cucuta)	26 MAY 2017	1:01.96
PADRON SALAZAR Maria Beatriz	CRC	5 APR 2003	COL (Barranquilla)	23 JUL 2018	1:02.67
RICHTER Leoni	SUI	19 SEP 2000	SUI (Geneva)	8 APR 2018	1:03.34
OLIVA Nicole Justine Marie	PHI	20 DEC 2001	USA (Santa Clara)	8 JUN 2018	1:03.39
de CARVALHO PESSANHA Maria Luiza	BRA	23 JAN 2000	CHI (Santiago)	3 OCT 2017	1:03.64
GALLOWAY Gina	NZL	17 MAR 2001	NZL (Auckland)	3 JUL 2018	1:03.64
MARIN Ines	CHI	19 APR 2001	ARG (Buenos Aires)	2 JUN 2018	1:03.83
HEFEL Theresa Regina	LIE	4 FEB 2001	SUI (Tenero)	20 JUL 2017	1:04.46

REVISED Event numbers have been revised



Medallists

Medal	Name	NOC
GOLD	EGOROVA Polina	RUS - Russian Federation
SILVER	KOEHLER Angelina	GER - Germany
BRONZE	SHKURDAI Anastasiya	BLR - Belarus



Results

Event Number 29

Rank	Lane	Name	NOC Code	R.T.	50m	Time	Time Behind
1	3	EGOROVA Polina	RUS	0.70	(4) 27.96	59.22 31.26	
2	5	KOEHLER Angelina	GER	0.75	(3) 27.65	59.44 31.79	0.22
3	4	SHKURDAI Anastasiya	BLR	0.67	(1) 27.45	59.76 32.31	0.54
4	6	LIN Xintong	CHN	0.76	(2) 27.53	1:00.35 32.82	1.13
5	1	JUNEVIK Sara	SWE	0.78	(5) 27.98	1:00.41 32.43	1.19
6	2	GUEVARA HERNANDEZ Miriam Carolina	MEX	0.66	(7) 28.36	1:00.90 32.54	1.68
7	8	KAN Natalie	HKG	0.70	(6) 28.25	1:01.21 32.96	1.99
8	7	OZKAN Aleyna	TUR	0.69	(8) 28.45	1:01.47 33.02	2.25

Legend:

R.T. Reaction Time



Results Summary

Event Number 29

Rank	Heat	Lane	Name	Date of Birth	NOC Code	R.T.	50m	Time	Time Behind
1	2	5	SHKURDAI Anastasiya	3 JAN 2003	BLR	0.69	27.57	59.72 32.15	Q
2	2	4	KOEHLER Angelina	12 NOV 2000	GER	0.74	27.81	59.78 31.97	0.06 Q
3	1	4	EGOROVA Polina	25 FEB 2000	RUS	0.73	28.15	1:00.14 31.99	0.42 Q
4	1	3	LIN Xintong	4 JUL 2000	CHN	0.74	27.92	1:00.21 32.29	0.49 Q
5	1	2	GUEVARA HERNANDEZ	7 JUL 2000	MEX	0.67	28.37	1:00.36 31.99	0.64 Q
6	1	6	OZKAN Aleyna	1 FEB 2002	TUR	0.73	28.23	1:00.77 32.54	1.05 Q
7	2	2	JUNEVIK Sara	14 FEB 2000	SWE	0.77	28.05	1:00.85 32.80	1.13 Q
8	2	3	KAN Natalie	30 APR 2002	HKG	0.72	28.89	1:01.05 32.16	1.33 Q
9	1	5	STADNYK Yuliia	5 AUG 2000	UKR	0.76	28.32	1:01.19 32.87	1.47
10	2	6	RYAN Michaela	11 MAR 2002	AUS	0.76	28.22	1:01.20 32.98	1.48
11	1	7	COETZEE Dune	14 MAY 2002	RSA	0.69	28.37	1:01.29 32.92	1.57
12	1	1	de CARVALHO PESSA.	23 JAN 2000	BRA	0.69	29.11	1:01.46 32.35	1.74
13	2	7	BAROCSAI Petra	7 NOV 2001	HUN	0.71	28.79	1:01.95 33.16	2.23
14	2	1	PADRON SALAZAR MB	5 APR 2003	CRC	0.75	29.44	1:01.99 32.55	2.27
15	2	8	LAHTINEN Laura	3 JUN 2003	FIN	0.72	28.41	1:02.00 33.59	2.28
16	1	8	STEMBEROVA Kristyna	10 SEP 2000	CZE	0.78	28.64	1:02.27 33.63	2.55

Legend:	
Q Qualified for next phase	R.T. Reaction Time



Results Summary

Event Number 29

Rank	Heat	Lane	Name	Date of Birth	NOC Code	R.T.	50m	Time	Time Behind
1	4	3	KOEHLER Angelina	12 NOV 2000	GER	0.77	28.15	59.99 31.84	Q
2	2	4	EGOROVA Polina	25 FEB 2000	RUS	0.70	28.10	1:00.23 32.13	0.24 Q
3	2	5	SHKURDAI Anastasiya	3 JAN 2003	BLR	0.67	27.90	1:00.48 32.58	0.49 Q
4	4	6	STADNYK Yuliia	5 AUG 2000	UKR	0.77	28.36	1:01.01 32.65	1.02 Q
5	3	8	KAN Natalie	30 APR 2002	HKG	0.70	28.70	1:01.06 32.36	1.07 Q
6	4	5	LIN Xintong	4 JUL 2000	CHN	0.75	28.10	1:01.19 33.09	1.20 Q
7	3	4	RYAN Michaela	11 MAR 2002	AUS	0.73	28.54	1:01.30 32.76	1.31 Q
8	2	3	OZKAN Aleyna	1 FEB 2002	TUR	0.72	28.54	1:01.41 32.87	1.42 Q
9	4	4	JUNEVIK Sara	14 FEB 2000	SWE	0.77	28.12	1:01.50 33.38	1.51 Q
10	3	5	GUEVARA HERNANDEZ	7 JUL 2000	MEX	0.66	28.47	1:01.54 33.07	1.55 Q
11	3	3	BAROCSAI Petra	7 NOV 2001	HUN	0.69	29.48	1:01.83 32.35	1.84 Q
12	4	2	COETZEE Dune	14 MAY 2002	RSA	0.68	29.36	1:01.92 32.56	1.93 Q
13	1	4	PADRON SALAZAR MB	5 APR 2003	CRC	0.75	28.78	1:02.07 33.29	2.08 Q
14	1	6	de CARVALHO PESSA.	23 JAN 2000	BRA	0.70	28.62	1:02.11 33.49	2.12 Q
15	2	1	LAHTINEN Laura	3 JUN 2003	FIN	0.71	29.03	1:02.15 33.12	2.16 Q
16	2	8	STEMBEROVA Kristyna	10 SEP 2000	CZE	0.74	28.89	1:02.20 33.31	2.21 Q
17	4	8	LYON Lismar	19 OCT 2000	VEN	0.62	28.20	1:02.30 34.10	2.31
18	2	7	BERECZ Blanka	20 JUN 2002	HUN	0.74	29.28	1:02.43 33.15	2.44
19	3	6	BECERRA QUINTANIL.	13 OCT 2001	COL	0.64	28.72	1:02.45 33.73	2.46
20	2	6	MROZINSKI Julia Maria	16 FEB 2000	GER	0.74	28.32	1:02.56 34.24	2.57
20	3	7	POLONSKY Lea	25 MAY 2002	ISR	0.71	29.25	1:02.56 33.31	2.57
22	1	3	GALLOWAY Gina	17 MAR 2001	NZL	0.71	29.49	1:02.85 33.36	2.86
23	2	2	DEWI Adinda Larasati	20 DEC 2000	INA	0.60	29.36	1:03.02 33.66	3.03
24	3	1	CHEN Yu-Rong	5 JAN 2000	TPE	0.66	29.08	1:03.21 34.13	3.22
25	1	2	MARIN Ines	19 APR 2001	CHI	0.63	29.57	1:03.37 33.80	3.38
26	4	1	DELGADO Anicka	13 JUN 2002	ECU	0.68	29.44	1:03.47 34.03	3.48
27	4	7	SCHEGOLEVA Alexandra	6 JUL 2001	CYP	0.66	28.68	1:03.55 34.87	3.56
28	3	2	POTOCKA Tamara	15 AUG 2002	SVK	0.83	30.16	1:04.80 34.64	4.81
29	1	7	HEFEL Theresa Regina	4 FEB 2001	LIE	0.72	29.80	1:06.81 37.01	6.82



Results Summary

Event Number 29

Rank	Heat	Lane	Name	Date of Birth	NOC Code	R.T.	50m	Time	Time Behind
	1	5	RICHTER Leoni	19 SEP 2000	SUI			DNS	

Legend:

Q Qualified for next phase **R.T.** Reaction Time



Entry List by Event

As of FRI 5 OCT 2018


Event Number 11

REVISED
5 OCT 12:07

Number of entries: 16


Name	NOC Code	Date of Birth	Location of Qualification	Date of Qualification	Qualifying Time
BERECZ Blanka	HUN	20 JUN 2002	FRA (Canet-en-Roussillon)	10 JUN 2018	2:09.87
RYAN Michaela	AUS	11 MAR 2002	AUS (Sydney)	21 APR 2018	2:10.51
DEWI Adinda Larasati	INA	20 DEC 2000	SGP (Singapore)	14 MAR 2018	2:12.92
LAHTINEN Laura	FIN	3 JUN 2003	SWE (Stockholm)	8 APR 2018	2:13.18
ROMAN MANTILLA Maria Clara	COL	4 JAN 2001	COL (Cucuta)	25 MAY 2017	2:14.09
COETZEE Dune	RSA	14 MAY 2002	RSA (Durban)	6 APR 2017	2:14.14
de CARVALHO PESSANHA Maria Luiza	BRA	23 JAN 2000	BRA (Rio de Janeiro)	19 APR 2018	2:14.50
STADNYK Yuliia	UKR	5 AUG 2000	BLR (Brest)	3 MAY 2018	2:14.62
PERMATAHANI Azzahra	INA	7 JAN 2002	SGP (Singapore)	14 MAR 2018	2:14.91
POLONSKY Lea	ISR	25 MAY 2002	SUI (Geneva)	21 JAN 2018	2:16.00
DUHAMEL Cyrielle	FRA	6 JAN 2000	FRA (Nice)	3 FEB 2018	2:16.19
LIN Xintong	CHN	4 JUL 2000	CHN (Ganzhou)	22 JUN 2018	2:16.65
GUEVARA HERNANDEZ Miriam Carolina	MEX	7 JUL 2000	MEX (Monterrey)	2 MAY 2017	2:19.18
OZKAN Aleyna	TUR	1 FEB 2002	ISR (Netanya)	28 JUN 2017	2:20.61
RAMIREZ Jennifer	HON	25 MAR 2002			2:21.72
ROCK Katie	ALB	13 JUL 2003		28 JUL 2018	2:32.53

REVISED Event numbers have been revised



Medallists

Medal	Name	NOC
GOLD	BERECZ Blanka	HUN - Hungary
SILVER	COETZEE Dune	RSA - South Africa
BRONZE	RYAN Michaela	AUS - Australia



Results

Event Number 11

Rank	Lane	Name	NOC Code	R.T.	50m	100m	150m	Time	Time Behind
1	5	BERECZ Blanka	HUN	0.75	(6) 29.95	(2) 1:02.93 32.98	(1) 1:36.40 33.47	2:10.37 33.97	
2	4	COETZEE Dune	RSA	0.70	(4) 29.53	(1) 1:02.57 33.04	(2) 1:36.99 34.42	2:11.71 34.72	1.34
3	1	RYAN Michaela	AUS	0.74	(3) 29.50	(4) 1:03.14 33.64	(5) 1:38.37 35.23	2:13.12 34.75	2.75
4	3	ROMAN MANTILLA Maria Clara	COL	0.81	(8) 31.03	(7) 1:04.61 33.58	(7) 1:38.97 34.36	2:13.17 34.20	2.80
5	6	LAHTINEN Laura	FIN	0.73	(2) 29.36	(5) 1:03.16 33.80	(3) 1:37.62 34.46	2:13.51 35.89	3.14
6	2	de CARVALHO PESSANHA Maria Luiza	BRA	0.70	(5) 29.80	(6) 1:03.38 33.58	(6) 1:38.82 35.44	2:14.56 35.74	4.19
7	8	DEWI Adinda Larasati	INA	0.57	(1) 29.20	(3) 1:03.04 33.84	(4) 1:38.00 34.96	2:15.23 37.23	4.86
8	7	PERMATAHANI Azzahra	INA	0.66	(7) 30.18	(8) 1:04.73 34.55	(8) 1:40.21 35.48	2:17.03 36.82	6.66

Legend:

R.T. Reaction Time



Results Summary

Event Number 11

Rank	Heat	Lane	Name	Date of Birth	NOC Code	R.T.	50m	100m	150m	Time	Time Behind
1	1	3	COETZEE Dune	14 MAY 2002	RSA	0.71	29.58	1:03.79 34.21	1:37.74 33.95	2:12.41 34.67	Q
2	2	4	BERECZ Blanka	20 JUN 2002	HUN	0.80	30.85	1:04.73 33.88	1:38.03 33.30	2:12.62 34.59	0.21 Q
3	2	3	ROMAN MANTILLA MC	4 JAN 2001	COL	0.79	31.24	1:04.85 33.61	1:39.36 34.51	2:13.57 34.21	1.16 Q
4	1	5	LAHTINEN Laura	3 JUN 2003	FIN	0.72	29.92	1:03.98 34.06	1:38.87 34.89	2:14.17 35.30	1.76 Q
5	2	6	de CARVALHO PESSA.	23 JAN 2000	BRA	0.76	29.76	1:03.99 34.23	1:38.78 34.79	2:14.83 36.05	2.42 Q
6	2	2	PERMATAHANI Azzahra	7 JAN 2002	INA	0.70	31.00	1:04.96 33.96	1:40.47 35.51	2:15.17 34.70	2.76 Q
7	1	4	RYAN Michaela	11 MAR 2002	AUS	0.76	29.72	1:04.33 34.61	1:40.24 35.91	2:15.89 35.65	3.48 Q
8	2	5	DEWI Adinda Larasati	20 DEC 2000	INA	0.67	30.47	1:04.93 34.46	1:40.84 35.91	2:16.87 36.03	4.46 Q
9	1	6	STADNYK Yuliia	5 AUG 2000	UKR	0.88	29.85	1:04.35 34.50	1:39.33 34.98	2:16.94 37.61	4.53
10	2	7	DUHAMEL Cyrielle	6 JAN 2000	FRA	0.73	30.79	1:05.91 35.12	1:41.78 35.87	2:18.26 36.48	5.85
11	1	2	POLONSKY Lea	25 MAY 2002	ISR	0.73	30.99	1:06.15 35.16	1:42.48 36.33	2:20.58 38.10	8.17
12	1	7	LIN Xintong	4 JUL 2000	CHN	0.77	29.35	1:05.56 36.21	1:42.58 37.02	2:20.98 38.40	8.57
13	2	1	GUEVARA HERNANDEZ	7 JUL 2000	MEX	0.69	30.51	1:05.33 34.82	1:42.84 37.51	2:22.66 39.82	10.25
14	2	8	RAMIREZ Jennifer	25 MAR 2002	HON	0.81	31.11	1:06.94 35.83	1:43.65 36.71	2:22.72 39.07	10.31
15	1	1	OZKAN Aleyna	1 FEB 2002	TUR	0.74	31.66	1:07.49 35.83	1:45.22 37.73	2:22.82 37.60	10.41
16	1	8	ROCK Katie	13 JUL 2003	ALB	0.68	32.50	1:10.92 38.42	1:50.30 39.38	2:33.06 42.76	20.65

Legend:	
Q Qualified for next phase	R.T. Reaction Time


Entry List by Event

As of FRI 5 OCT 2018

Event Number 6
REVISED
 5 OCT 12:07

 Number of entries: **34**

Name	NOC Code	Date of Birth	Location of Qualification	Date of Qualification	Qualifying Time
KOJIMA Miku	JPN	13 MAY 2000	USA (Indianapolis)	26 AUG 2017	2:12.42
DUHAMEL Cyrielle	FRA	6 JAN 2000	FRA (St-Raphael)	26 MAY 2018	2:12.68
GORBENKO Anastasia	ISR	7 AUG 2003	FIN (Helsinki)	7 JUL 2018	2:13.88
DOUGLASS Katherine	USA	17 NOV 2001	USA (Columbus)	8 JUL 2018	2:14.08
CREVAR Anja	SRB	24 MAY 2000	ISR (Netanya)	2 JUL 2017	2:14.13
PIROVANO Anna	ITA	8 OCT 2000	ITA (Riccione)	8 APR 2017	2:14.38
McKEOWN Kaylee	AUS	12 JUL 2001	AUS (Brisbane)	21 APR 2017	2:15.12
POLONSKY Lea	ISR	25 MAY 2002	AUT (Graz)	22 APR 2018	2:15.65
KESELY Ajna	HUN	10 SEP 2001	HUN (Hodmezovasarhely)	27 MAY 2018	2:15.93
PAVLOPOULOU Nikoletta	GRE	1 JAN 2001	FIN (Helsinki)	1 JUL 2018	2:16.34
WISEMAN Avery	CAN	7 APR 2002	CAN (Montreal)	7 APR 2018	2:16.37
EGOROVA Polina	RUS	25 FEB 2000	RUS (Obrinsk)	13 JUL 2018	2:16.67
de CARVALHO PESSANHA Maria Luiza	BRA	23 JAN 2000	BRA (Rio de Janeiro)	18 APR 2018	2:16.76
KLANCAR Neza	SLO	19 FEB 2000	SLO (Kranj)	20 APR 2018	2:16.99
RYPESTOEL Malene	NOR	5 MAR 2001	SWE (Stockholm)	7 APR 2018	2:17.47
KNOP Aleksandra	POL	9 SEP 2003	POL (Lodz)	26 MAY 2018	2:17.68
HEINOLA Nea-Amanda	FIN	16 OCT 2000	FIN (Helsinki)	9 JUN 2018	2:17.89
GADEA Maria Claudia	ROU	9 MAY 2001	FIN (Helsinki)	7 JUL 2018	2:18.02
MUNDELL Christin	RSA	30 SEP 2001	RSA (Port Elizabeth)	24 APR 2018	2:18.31
VENTER Mariella Greta	RSA	10 JAN 2000	RSA (Port Elizabeth)	24 APR 2018	2:18.35
KUCHERAN Nina	CAN	3 JUL 2000	CAN (Montreal)	7 APR 2018	2:18.77
PERMATAHANI Azzahra	INA	7 JAN 2002	SGP (Singapore)	18 MAR 2018	2:18.88
YUN Eunsol	KOR	22 MAR 2002	KOR (Gimcheon)	21 JUL 2018	2:18.97
VAZQUEZ RUIZ Alba	ESP	24 FEB 2002	ESP (Mairena del Aljarafe)	15 JUL 2018	2:19.01
ALBORZEN Maria Selene	ARG	21 FEB 2003	ARG (Buenos Aires)	30 MAY 2018	2:19.37
SANTANDER Andrea	VEN	20 NOV 2001	COL (Barranquilla)	20 JUL 2018	2:19.47
KAN Natalie	HKG	30 APR 2002	HKG (Hong-Kong)	14 APR 2018	2:19.89
POTOCKA Tamara	SVK	15 AUG 2002	SVK (Bratislava)	23 JUN 2018	2:19.97
MARKVARDT Margaret	EST	1 APR 2000	ISR (Netanya)	1 JUL 2017	2:20.16
VU Thi Phuong Anh	VIE	3 MAR 2001	BRU (Brunei)	10 NOV 2017	2:20.38
BRUNZELL Hannah	SWE	22 MAR 2001	NOR (Bergen)	14 APR 2018	2:20.59
ONIEVA HENRICH Elena	SUI	20 FEB 2001	FIN (Helsinki)	7 JUL 2018	2:20.59
MALUKA Ieva	LAT	9 APR 2003	LAT (Riga)	25 MAY 2018	2:21.11
VERDINO Claudia	MON	28 NOV 2001	HUN (Budapest)	23 JUL 2017	2:27.34

REVISED Event numbers have been revised



Medallists

Medal	Name	NOC
GOLD	GORBENKO Anastasia	ISR - Israel
SILVER	CREVAR Anja	SRB - Serbia
BRONZE	DUHAMEL Cyrielle	FRA - France



Results

Event Number 6

Rank	Lane	Name	NOC Code	R.T.	50m	100m	150m	Time	Time Behind
1	4	GORBENKO Anastasia	ISR	0.74	(5) 29.31	(4) 1:03.43 34.12	(1) 1:41.49 38.06	2:12.88 31.39	
2	6	CREVAR Anja	SRB	0.67	(1) 28.64	(2) 1:03.04 34.40	(4) 1:42.66 39.62	2:13.98 31.32	1.10
3	5	DUHAMEL Cyrielle	FRA	0.68	(3) 29.05	(3) 1:03.42 34.37	(3) 1:42.42 39.00	2:14.15 31.73	1.27
4	3	KOJIMA Miku	JPN	0.68	(2) 28.85	(1) 1:02.10 33.25	(2) 1:41.91 39.81	2:15.09 33.18	2.21
5	2	KLANCAR Neza	SLO	0.78	(6) 29.39	(7) 1:04.81 35.42	(7) 1:44.27 39.46	2:15.12 30.85	2.24
6	1	DOUGLASS Kate	USA	0.78	(7) 29.57	(5) 1:04.12 34.55	(6) 1:43.93 39.81	2:15.29 31.36	2.41
7	8	McKEOWN Kaylee	AUS	0.70	(8) 29.65	(8) 1:06.21 36.56	(8) 1:44.36 38.15	2:15.65 31.29	2.77
8	7	PIROVANO Anna	ITA	0.70	(4) 29.10	(6) 1:04.31 35.21	(5) 1:43.32 39.01	2:16.07 32.75	3.19

Legend:
R.T. Reaction Time



Results Summary

Event Number 6

Rank	Heat	Lane	Name	Date of Birth	NOC Code	R.T.	50m	100m	150m	Time	Time Behind
1	2	4	GORBENKO Anastasia	7 AUG 2003	ISR	0.76	29.51	1:04.44 34.93	1:42.42 37.98	2:14.74 32.32	Q
2	3	4	DUHAMEL Cyrielle	6 JAN 2000	FRA	0.69	29.49	1:04.06 34.57	1:42.83 38.77	2:14.79 31.96	0.05 Q
3	4	4	KOJIMA Miku	13 MAY 2000	JPN	0.69	28.83	1:02.56 33.73	1:41.85 39.29	2:15.37 33.52	0.63 Q
4	3	5	CREVAR Anja	24 MAY 2000	SRB	0.69	29.22	1:03.81 34.59	1:43.62 39.81	2:15.55 31.93	0.81 Q
5	4	2	KLANCAR Neza	19 FEB 2000	SLO	0.77	29.90	1:06.11 36.21	1:45.34 39.23	2:15.94 30.60	1.20 Q
6	2	5	PIROVANO Anna	8 OCT 2000	ITA	0.68	29.23	1:03.76 34.53	1:43.30 39.54	2:16.14 32.84	1.40 Q
7	4	5	DOUGLASS Kate	17 NOV 2001	USA	0.80	29.36	1:04.92 35.56	1:44.53 39.61	2:16.47 31.94	1.73 Q
8	4	3	McKEOWN Kaylee	12 JUL 2001	AUS	0.67	30.51	1:06.23 35.72	1:45.68 39.45	2:17.03 31.35	2.29 Q
9	2	1	YUN Eunsol	22 MAR 2002	KOR	0.66	30.06	1:05.49 35.43	1:44.64 39.15	2:17.35 32.71	2.61
9	4	6	PAVLOPOULOU Nikoletta	1 JAN 2001	GRE	0.72	29.83	1:06.03 36.20	1:44.66 38.63	2:17.35 32.69	2.61
11	4	8	VAZQUEZ RUIZ Alba	24 FEB 2002	ESP	0.76	30.37	1:07.44 37.07	1:45.15 37.71	2:17.54 32.39	2.80
12	2	6	de CARVALHO PESSA.	23 JAN 2000	BRA	0.73	29.42	1:04.06 34.64	1:45.10 41.04	2:17.94 32.84	3.20
13	2	3	KESELY Ajna	10 SEP 2001	HUN	0.72	29.83	1:03.67 33.84	1:46.61 42.94	2:17.98 31.37	3.24
14	3	2	RYPESTOEL Malene	5 MAR 2001	NOR	0.77	29.48	1:04.05 34.57	1:44.89 40.84	2:18.15 33.26	3.41
15	4	7	HEINOLA Nea-Amanda	16 OCT 2000	FIN	0.79	28.02	1:03.58 35.56	1:45.24 41.66	2:19.01 33.77	4.27
16	2	2	KNOP Aleksandra	9 SEP 2003	POL	0.61	30.17	1:04.79 34.62	1:47.79 43.00	2:19.56 31.77	4.82
17	1	7	MALUKA Ieva	9 APR 2003	LAT	0.69	30.01	1:06.70 36.69	1:47.23 40.53	2:19.68 32.45	4.94
18	3	7	GADEA Maria Claudia	9 MAY 2001	ROU	0.72	30.38	1:07.71 37.33	1:46.38 38.67	2:20.02 33.64	5.28
19	3	1	PERMATAHANI Azzahra	7 JAN 2002	INA	0.65	29.93	1:05.61 35.68	1:47.52 41.91	2:20.31 32.79	5.57
20	3	8	ALBORZEN Maria Selene	21 FEB 2003	ARG	0.78	30.45	1:06.65 36.20	1:46.31 39.66	2:20.81 34.50	6.07
21	3	3	POLONSKY Lea	25 MAY 2002	ISR	0.70	30.53	1:05.94 35.41	1:47.16 41.22	2:21.16 34.00	6.42
22	1	5	POTOCKA Tamara	15 AUG 2002	SVK	0.71	29.20	1:06.56 37.36	1:49.39 42.83	2:21.54 32.15	6.80
23	1	4	KAN Natalie	30 APR 2002	HKG	0.73	31.53	1:08.30 36.77	1:49.32 41.02	2:21.56 32.24	6.82
24	3	6	WISEMAN Avery	7 APR 2002	CAN	0.74	29.82	1:08.59 38.77	1:47.34 38.75	2:21.83 34.49	7.09
25	1	2	BRUNZELL Hannah	22 MAR 2001	SWE	0.81	30.96	1:07.03 36.07	1:47.43 40.40	2:21.90 34.47	7.16
26	2	7	MUNDELL Christin	30 SEP 2001	RSA	0.73	30.28	1:08.64 38.36	1:48.18 39.54	2:21.91 33.73	7.17
27	1	3	MARKVARDT Margaret	1 APR 2000	EST	0.68	29.92	1:07.91 37.99	1:49.93 42.02	2:22.89 32.96	8.15
28	2	8	SANTANDER Andrea	20 NOV 2001	VEN	0.73	29.36	1:06.89 37.53	1:50.25 43.36	2:24.22 33.97	9.48
29	1	6	VU Thi Phuong Anh	3 MAR 2001	VIE	0.73	31.86	1:10.46 38.60	1:51.20 40.74	2:25.74 34.54	11.00



Results Summary

Event Number 6

Rank	Heat	Lane	Name	Date of Birth	NOC Code	R.T.	50m	100m	150m	Time	Time Behind
30	4	1	VENTER Mariella Greta	10 JAN 2000	RSA	0.82	31.33	1:06.74 35.41	1:51.94 45.20	2:27.89 35.95	13.15
31	1	1	VERDINO Claudia	28 NOV 2001	MON	0.82	33.17	1:10.93 37.76	1:56.45 45.52	2:32.14 35.69	17.40

Legend:

Q Qualified for next phase

R.T. Reaction Time



Entry List by Event

As of FRI 5 OCT 2018

Event Number 31

REVISED
5 OCT 12:06

Number of entries: 9

NOC Code	Team
AUS	Australia
BRA	Brazil
CAN	Canada
CHN	People's Republic of China
HUN	Hungary
JPN	Japan
RUS	Russian Federation
RSA	South Africa
USA	United States Of America

REVISED Event numbers have been revised



Medallists

Medal	NOC	Name
Gold	RUS - Russian Federation	KLEVANOVICH Elizaveta MAKAROVA Anastasia VASKINA Daria EGOROVA Polina
Silver	BRA - Brazil	TREVISAN RAURICH Rafaela VIEIRA Ana Carolina de CARVALHO PESSANHA Maria Luiza de GOEIJ Fernanda
Bronze	JPN - Japan	KOJIMA Miku YAMAMOTO Mayuka IKEMOTO Nagisa ASABA Shiori



Results

Event Number 31

Rank	Lane	NOC	R.T.	50m	100m	Time	Time Behind
1	7	RUS - Russian Federation				3:45.26	
		KLEVANOVICH Elizaveta	0.76	27.35	55.92	(1) 55.92	
		MAKAROVA Anastasia	0.32	27.48	56.84	(1) 1:52.76	
		VASKINA Daria	0.34	27.36	57.19	(3) 2:49.95	
		EGOROVA Polina	0.38	26.31	55.31	(1) 3:45.26	
2	3	BRA - Brazil				3:47.20	1.94
		TREVISAN RAURICH Rafaela	0.70	27.40	56.46	(3) 56.46	
		VIEIRA Ana Carolina	0.36	26.83	56.48	(2) 1:52.94	
		de CARVALHO PESSANHA Maria Luiza	0.13	27.35	56.76	(2) 2:49.70	
		de GOEIJ Fernanda	0.22	27.93	57.50	(2) 3:47.20	
3	5	JPN - Japan				3:49.27	4.01
		KOJIMA Miku	0.69	28.02	57.81	(5) 57.81	
		YAMAMOTO Mayuka	0.22	26.32	55.67	(3) 1:53.48	
		IKEMOTO Nagisa	0.42	26.97	55.76	(1) 2:49.24	
		ASABA Shiori	0.26	28.45	1:00.03	(3) 3:49.27	
4	6	CHN - People's Republic of China				3:53.19	7.93
		YANG Junxuan	0.71	26.97	56.00	(2) 56.00	
		PENG Xuwei	0.54	27.55	58.68	(4) 1:54.68	
		ZHENG Muyan	0.44	29.41	1:02.43	(6) 2:57.11	
		LIN Xintong	0.31	26.46	56.08	(4) 3:53.19	
5	2	USA - United States of America				3:53.32	8.06
		DOUGLASS Kate	0.76	27.54	56.65	(4) 56.65	
		WHITE Rhyan	0.53	28.62	59.81	(5) 1:56.46	
		DONOHUE Maddie	0.23	28.31	58.60	(4) 2:55.06	
		SIMS Kaitlynn	0.42	28.35	58.26	(5) 3:53.32	
6	4	RSA - South Africa				3:57.40	12.14
		COETZEE Dune	0.70	28.33	58.39	(6) 58.39	
		MUNDELL Christin	0.40	27.98	58.84	(6) 1:57.23	
		BEAVON Kate Jean	0.68	28.38	59.07	(5) 2:56.30	
		VENTER Mariella Greta	0.26	28.75	1:01.10	(6) 3:57.40	
1		AUS - Australia				DNS	

Legend:

R.T. Reaction Time



Entry List by Event

As of FRI 5 OCT 2018

Event Number 13

REVISED
5 OCT 12:06

Number of entries: 7

NOC Code	Team
AUS	Australia
BRA	Brazil
CAN	Canada
CHN	People's Republic of China
HUN	Hungary
RUS	Russian Federation
USA	United States Of America

REVISED Event numbers have been revised



Medallists

Medal	NOC	Name
Gold	CHN - People's Republic of China	PENG Xuwei ZHENG Muyan LIN Xintong YANG Junxuan
Silver	AUS - Australia	McKEOWN Kaylee HODGES Chelsea RYAN Michaela WEBB Abbey
Bronze	RUS - Russian Federation	VASKINA Daria MAKAROVA Anastasia EGOROVA Polina KLEVANOVICH Elizaveta



Results

Event Number 13

Rank	Lane	NOC	R.T.	50m	100m	Time	Time Behind
1	4	CHN - People's Republic of China				4:05.18	
		PENG Xuwei	0.60	30.17	1:01.64	(2) 1:01.64	
		ZHENG Muyan	0.38	32.94	1:10.13	(3) 2:11.77	
		LIN Xintong	0.22	26.99	59.42	(3) 3:11.19	
		YANG Junxuan	0.25	26.18	53.99	(1) 4:05.18	
2	5	AUS - Australia				4:05.46	0.28
		McKEOWN Kaylee	0.60	30.22	1:01.61	(1) 1:01.61	
		HODGES Chelsea	0.53	31.62	1:08.83	(1) 2:10.44	
		RYAN Michaela	0.32	27.74	1:00.12	(1) 3:10.56	
		WEBB Abbey	0.35	26.53	54.90	(2) 4:05.46	
3	7	RUS - Russian Federation				4:06.07	0.89
		VASKINA Daria	0.70	30.56	1:02.74	(6) 1:02.74	
		MAKAROVA Anastasia	0.32	31.49	1:08.63	(2) 2:11.37	
		EGOROVA Polina	0.39	26.91	59.50	(2) 3:10.87	
		KLEVANOVICH Elizaveta	0.34	26.97	55.20	(3) 4:06.07	
4	1	BRA - Brazil				4:10.93	5.75
		de GOEIJ Fernanda	0.59	30.50	1:02.26	(=4) 1:02.26	
		VIEIRA Ana Carolina	0.08	33.68	1:12.04	(6) 2:14.30	
		de CARVALHO PESSANHA Maria Luiza	0.05	27.96	1:00.63	(4) 3:14.93	
		TREVISAN RAURICH Rafaela	0.39	27.22	56.00	(4) 4:10.93	
5	3	USA - United States of America				4:16.79	11.61
		WHITE Rhyan	0.62	29.98	1:01.66	(3) 1:01.66	
		DOUGLASS Kate	0.21	33.20	1:10.85	(4) 2:12.51	
		SIMS Kaitlynn	0.36	30.25	1:05.68	(6) 3:18.19	
		DONOHUE Maddie	0.41	28.41	58.60	(5) 4:16.79	
6	6	RSA - South Africa				4:17.78	12.60
		VENTER Mariella Greta	0.66	30.94	1:04.12	(7) 1:04.12	
		MUNDELL Christin	0.41	33.01	1:12.05	(7) 2:16.17	
		COETZEE Dune	0.64	29.09	1:02.61	(7) 3:18.78	
		BEAVON Kate Jean	0.58	28.16	59.00	(6) 4:17.78	
	2	CAN - Canada				DSQ	
		BROAD Madison	0.66	29.99	1:02.26	(=4) 1:02.26	
		KUCHERAN Nina	0.17	32.31	1:10.46	(5) 2:12.72	
		WISEMAN Avery	0.41	29.46	1:04.03	(5) 3:16.75	
		LEIBEL Kyla	-0.08				

Legend:

R.T. Reaction Time


Entry List by Event

As of FRI 5 OCT 2018

Event Number 18
REVISED
 5 OCT 12:08

 Number of entries: **56**

Name	NOC Code	Date of Birth	Location of Qualification	Date of Qualification	Qualifying Time
SEELIGER Bjoern	SWE	11 JAN 2000	FIN (Helsinki)	8 JUL 2018	22.27
CALVELO de SOUZA Andre Luiz	BRA	11 AUG 2000	BRA (Rio de Janeiro)	21 APR 2018	22.58
SAMEH Abdelrahman	EGY	9 MAR 2000	EGY (Cairo)	18 NOV 2017	22.61
BRINKWORTH Ashton	AUS	14 MAR 2000	AUS (Sydney)	21 APR 2018	22.66
SIMONS Kenzo	NED	13 APR 2001	FIN (Helsinki)	8 JUL 2018	22.71
CECCON Thomas	ITA	27 JAN 2001	ITA (Riccione)	10 APR 2018	22.76
HANSON Robin	SWE	2 APR 2001	NOR (Bergen)	15 APR 2018	22.78
BURDISSO Federico	ITA	20 SEP 2001	HUN (Gyor)	26 JUL 2017	22.79
MARTINS COSTA PEIXOTO Lucas	BRA	5 SEP 2000	BRA (Rio de Janeiro)	9 DEC 2017	22.86
MARKOV Daniil	RUS	21 APR 2000	FIN (Helsinki)	8 JUL 2018	22.95
CRUZ ZUNIGA Guillermo Ruben	MEX	20 MAY 2000	CAN (Winnipeg)	29 JUL 2018	23.07
PICKETT Michael	NZL	17 AUG 2002	NZL (Auckland)	4 JUL 2018	23.08
NORTJE Gabriel Pieter	RSA	29 JUN 2001	RSA (Port Elizabeth)	27 APR 2018	23.12
JACKSON Abeku	GHA	12 APR 2000	ALG (Alger)	22 JUL 2018	23.22
RATIU George Adrian	ROU	23 APR 2000	ISR (Netanya)	2 JUL 2017	23.22
JACKSON Joseph	AUS	12 JAN 2000	AUS (Brisbane)	9 APR 2017	23.23
MILAK Kristof	HUN	20 FEB 2000	HUN (Hodmezovasarhely)	25 MAY 2017	23.23
BASTIAN Izaak	BAH	3 JAN 2001	JAM (Kingston)	3 APR 2018	23.25
POWELL Robbie	IRL	28 JAN 2000	IRL (Dublin)	7 APR 2018	23.26
MIROSLAW Rafael	GER	25 MAR 2001	GER (Berlin)	22 APR 2018	23.35
DUSA Matej	SVK	10 JUL 2000	SVK (Bratislava)	22 JUN 2018	23.36
LIENDO Joshua	CAN	20 AUG 2002	CAN (Winnipeg)	29 JUL 2018	23.36
DELICES Jean-Marc	FRA	19 MAR 2000	FRA (St-Raphael)	27 MAY 2018	23.41
LEGBAND Kai	BER	1 JUN 2000	CAN (Edmonton)	21 JUL 2018	23.43
BARSEGHYAN Artur	ARM	29 MAR 2002	FIN (Helsinki)	8 JUL 2018	23.45
KIRBY Jack	BAR	24 JUL 2000	COL (Barranquilla)	25 JUL 2018	23.46
BEDOUR Mohammed Omar Moh'd	JOR	23 SEP 2000			23.53
BELFER Alexey	FIN	7 NOV 2000	FIN (Jyvaskyla)	1 JUL 2018	23.54
LEE Yooyeon	KOR	4 SEP 2000	KOR (Gimcheon)	15 MAY 2017	23.66
OKHOTINSKIY Alen	KAZ	17 NOV 2001	KAZ (Aktobe)	7 APR 2017	23.82
PUENTE BUSTAMANTE Andres Eduardo	MEX	6 MAR 2001	MEX (Tijuana)	15 APR 2018	23.86
UMUROV Akhmadjon	UZB	3 AUG 2000	BUL (Sofia)	30 JUN 2018	23.89
CROOKS Jordan	CAY	2 MAY 2002			23.96
SEMIDETNOV Ivan	MDA	13 JUN 2001	BLR (Brest)	1 FEB 2018	24.07
VALDIVIESO Martin Ignacio	CHI	27 DEC 2000	CHI (Santiago)	1 OCT 2017	24.08
DANG Ethan	USA	13 FEB 2002	USA (Indianapolis)	1 JUL 2017	24.25
FELIX Delron	GRN	20 OCT 2000	COL (Barranquilla)	25 JUL 2018	24.28
COHEN GROUMI Gal	ISR	22 APR 2002	HUN (Gyor)	25 JUL 2017	24.33
SPITERI Rudi	MLT	16 APR 2002	FIN (Helsinki)	8 JUL 2018	24.50
TAMAGNINI Raffaele	SMR	20 APR 2001			24.63
OHUAFI Finau	TGA	25 JAN 2001	FIJ (Suva)	6 MAY 2018	25.78
MOANI Ismat	SUD	23 MAY 2003	ALG (Alger)	24 JUL 2018	27.14
POEUVPICHRA Bunna	CAM	11 OCT 2002		11 MAY 2018	28.30
FAYEZ Shihab Alaa Din Rizq	OMA	24 FEB 2002	TUN (Tunis)	14 JUL 2018	28.55
MACPHERSON Murray	MAW	12 JUL 2002			28.66
WYSE Joshua Jonathan Julius	SLE	24 MAR 2001	ALG (Alger)	24 JUL 2018	29.71
RANIS Daniel	MHL	22 AUG 2001	PNG (Port Moresby)	29 JUN 2018	29.90
SAINE Momodou Lamin	GAM	8 SEP 2000		4 MAY 2018	31.65
AMBONGUILAT Tarann	GAB	30 SEP 2003			32.20
BARRY Amadou Macka	GUI	6 DEC 2003			32.60
AKUE Andres	GEQ	8 AUG 2001			
ALSHAMROUKH Sauod	KUW	20 JUN 2003			



Entry List by Event

As of FRI 5 OCT 2018


Event Number 18

REVISED
5 OCT 12:08

Number of entries: **56**

Name	NOC Code	Date of Birth	Location of Qualification	Date of Qualification	Qualifying Time
BARRY Omar Fadel	BUR	2 JAN 2000			
BOYENGUE Eddie Corneille	CGO	6 OCT 2001			
IBRAHIM Mubal Azzam	MDV	3 NOV 2000			
QUMSIEH Andrew	PLE	27 FEB 2003			

REVISED Event numbers have been revised



Medallists

Medal	Name	NOC
GOLD	CECCON Thomas	ITA - Italy
SILVER	MARKOV Daniil	RUS - Russian Federation
BRONZE	SAMEH Abdelrahman	EGY - Egypt



Results

Event Number 18

Rank	Lane	Name	NOC Code	R.T.	Time	Time Behind
1	3	CECCON Thomas	ITA	0.68	22.33	
2	4	MARKOV Daniil	RUS	0.64	22.37	0.04
3	5	SAMEH Abdelrahman	EGY	0.72	22.43	0.10
4	2	CALVELO de SOUZA Andre Luiz	BRA	0.62	22.57	0.24
5	7	SEELIGER Bjoern	SWE	0.72	22.77	0.44
6	1	RATIU George Adrian	ROU	0.66	22.79	0.46
7	8	HANSON Robin	SWE	0.63	22.96	0.63
8	6	BARSEGHYAN Artur	ARM	0.65	23.13	0.80

Legend:

R.T. Reaction Time



Results

Event Number 18

Rank	Lane	Name	NOC Code	R.T.	Time	Time Behind
1	4	HANSON Robin	SWE	0.64	22.76	
2	5	LEE Yooyeon	KOR	0.64	22.87	0.11

Legend:

R.T. Reaction Time



Results Summary

Event Number 18

Rank	Heat	Lane	Name	Date of Birth	NOC Code	R.T.	Time	Time Behind
1	1	4	MARKOV Daniil	21 APR 2000	RUS	0.69	22.30	Q
2	2	4	SAMEH Abdelrahman	9 MAR 2000	EGY	0.65	22.48	0.18 Q
3	2	3	CECCON Thomas	27 JAN 2001	ITA	0.67	22.57	0.27 Q
4	2	1	BARSEGHYAN Artur	29 MAR 2002	ARM	0.65	22.69	0.39 Q
5	1	3	CALVELO de SOUZA A	11 AUG 2000	BRA	0.64	22.71	0.41 Q
5	2	5	SEELIGER Bjoern	11 JAN 2000	SWE	0.70	22.71	0.41 Q
7	1	2	RATIU George Adrian	23 APR 2000	ROU	0.66	22.85	0.55 Q
8	1	5	HANSON Robin	2 APR 2001	SWE	0.62	22.93	0.63 ?
8	2	2	LEE Yooyeon	4 SEP 2000	KOR	0.66	22.93	0.63 ?
10	2	6	PICKETT Michael	17 AUG 2002	NZL	0.62	22.98	0.68
11	1	1	MARTINS COSTA PEI.	5 SEP 2000	BRA	0.60	23.02	0.72
12	1	7	BRINKWORTH Ashton	14 MAR 2000	AUS	0.66	23.12	0.82
13	2	7	SIMONS Kenzo	13 APR 2001	NED	0.65	23.18	0.88
14	1	6	NORTJE Gabriel Pieter	29 JUN 2001	RSA	0.76	23.22	0.92
15	1	8	CRUZ ZUNIGA GR	20 MAY 2000	MEX	0.66	23.30	1.00
16	2	8	LIENDO Joshua	20 AUG 2002	CAN	0.68	23.38	1.08

Legend:

? Involved in swim-off **Q** Qualified for next phase **R.T.** Reaction Time



Results Summary

Event Number 18

Rank	Heat	Lane	Name	Date of Birth	NOC Code	R.T.	Time	Time Behind
1	5	4	SAMEH Abdelrahman	9 MAR 2000	EGY	0.66	22.60	Q
2	7	6	MARKOV Daniil	21 APR 2000	RUS	0.67	22.73	0.13 Q
3	7	4	SEELIGER Bjoern	11 JAN 2000	SWE	0.74	22.84	0.24 Q
4	7	3	HANSON Robin	2 APR 2001	SWE	0.62	22.85	0.25 Q
5	5	5	CECCON Thomas	27 JAN 2001	ITA	0.69	22.93	0.33 Q
5	6	4	CALVELO de SOUZA A	11 AUG 2000	BRA	0.63	22.93	0.33 Q
7	5	6	PICKETT Michael	17 AUG 2002	NZL	0.60	23.02	0.42 Q
7	7	2	NORTJE Gabriel Pieter	29 JUN 2001	RSA	0.79	23.02	0.42 Q
9	4	3	LEE Yooyeon	4 SEP 2000	KOR	0.67	23.05	0.45 Q
9	6	2	RATIU George Adrian	23 APR 2000	ROU	0.69	23.05	0.45 Q
11	6	5	SIMONS Kenzo	13 APR 2001	NED	0.70	23.07	0.47 Q
12	7	5	BRINKWORTH Ashton	14 MAR 2000	AUS	0.68	23.11	0.51 Q
13	6	3	BURDISSO Federico	20 SEP 2001	ITA	0.68	23.15	0.55 Q
14	6	8	BARSEGHYAN Artur	29 MAR 2002	ARM	0.64	23.17	0.57 Q
15	5	3	MARTINS COSTA PEI.	5 SEP 2000	BRA	0.65	23.24	0.64 Q
16	6	1	LIENDO Joshua	20 AUG 2002	CAN	0.68	23.28	0.68 ?
16	6	6	CRUZ ZUNIGA GR	20 MAY 2000	MEX	0.66	23.28	0.68 ?
18	7	1	DUSA Matej	10 JUL 2000	SVK	0.60	23.30	0.70
19	5	1	DELICES Jean-Marc	19 MAR 2000	FRA	0.69	23.41	0.81
20	4	4	BEDOUR MOM	23 SEP 2000	JOR	0.68	23.62	1.02
21	4	5	BELFER Alexey	7 NOV 2000	FIN	0.62	23.67	1.07
22	5	7	MIROSLAW Rafael	25 MAR 2001	GER	0.70	23.77	1.17
22	6	7	POWELL Robbie	28 JAN 2000	IRL	0.70	23.77	1.17
24	5	2	JACKSON Joseph	12 JAN 2000	AUS	0.74	23.81	1.21
25	4	1	CROOKS Jordan	2 MAY 2002	CAY	0.63	23.88	1.28
26	7	8	LEGBAND Kai	1 JUN 2000	BER	0.62	23.96	1.36
27	3	6	COHEN GROUMI Gal	22 APR 2002	ISR	0.67	23.97	1.37
28	4	6	OKHOTINSKIY Alen	17 NOV 2001	KAZ	0.60	24.08	1.48
29	7	7	BASTIAN Izaak	3 JAN 2001	BAH	0.65	24.13	1.53
30	5	8	KIRBY Jack	24 JUL 2000	BAR	0.69	24.14	1.54
31	4	2	PUENTE BUSTAMANTE	6 MAR 2001	MEX	0.71	24.18	1.58
32	4	7	UMUROV Akhmadjon	3 AUG 2000	UZB	0.67	24.29	1.69
33	3	2	SPITERI Rudi	16 APR 2002	MLT	0.67	24.35	1.75
33	3	4	VALDIVIESO Martin Ignacio	27 DEC 2000	CHI	0.67	24.35	1.75
35	4	8	SEMIDETNOV Ivan	13 JUN 2001	MDA	0.64	24.39	1.79
36	3	5	DANG Ethan	13 FEB 2002	USA	0.69	24.55	1.95
37	3	3	FELIX Delron	20 OCT 2000	GRN	0.71	24.77	2.17
38	3	7	TAMAGNINI Raffaele	20 APR 2001	SMR	0.73	24.87	2.27
39	3	1	OHUAFI Finau	25 JAN 2001	TGA	0.65	25.54	2.94
40	1	7	QUMSIEH Andrew	27 FEB 2003	PLE	0.67	26.58	3.98
41	3	8	MOANI Ismat	23 MAY 2003	SUD	0.71	27.07	4.47
42	2	3	MACPHERSON Murray	12 JUL 2002	MAW	0.66	27.50	4.90
43	1	2	IBRAHIM Mubal Azzam	3 NOV 2000	MDV	0.63	27.51	4.91
44	2	5	FAYEZ SADR	24 FEB 2002	OMA	0.63	27.55	4.95
45	1	6	ALSHAMROUKH Sauod	20 JUN 2003	KUW	0.62	27.57	4.97
46	2	4	POEUVPICHRA Bunna	11 OCT 2002	CAM	0.63	28.11	5.51
47	2	6	WYSE JJJ	24 MAR 2001	SLE	0.72	28.57	5.97
48	2	2	RANIS Daniel	22 AUG 2001	MHL	0.69	29.21	6.61
49	2	7	SAINE Momodou Lamin	8 SEP 2000	GAM	0.85	30.97	8.37
50	2	1	AMBONGUILAT Tarann	30 SEP 2003	GAB	0.71	31.53	8.93
51	1	4	BARRY Omar Fadel	2 JAN 2000	BUR	0.74	32.44	9.84
52	1	3	AKUE Andres	8 AUG 2001	GEQ	0.79	32.61	10.01
53	2	8	BARRY Amadou Macka	6 DEC 2003	GUI	0.83	32.90	10.30



Results Summary

Event Number 18

Rank	Heat	Lane	Name	Date of Birth	NOC Code	R.T.	Time	Time Behind
54	1	5	BOYENGUE Eddie Corneille	6 OCT 2001	CGO	0.87	37.28	14.68

Legend:		
?	Involvement in swim-off	
Q	Qualified for next phase	
R.T.	Reaction Time	


Entry List by Event

As of FRI 5 OCT 2018

Event Number 28
REVISED
 5 OCT 12:09

Number of entries: 47

Name	NOC Code	Date of Birth	Location of Qualification	Date of Qualification	Qualifying Time
MILAK Kristof	HUN	20 FEB 2000	USA (Indianapolis)	23 AUG 2017	49.08
MINAKOV Andrei	RUS	17 MAR 2002	FIN (Helsinki)	6 JUL 2018	49.24
CALVELO de SOUZA Andre Luiz	BRA	11 AUG 2000	BRA (Rio de Janeiro)	8 DEC 2017	49.34
KRASKA Jakub	POL	19 APR 2000	POL (Lodz)	27 MAY 2018	49.41
MARKOV Daniil	RUS	21 APR 2000	FIN (Helsinki)	4 JUL 2018	49.44
SEELIGER Bjoern	SWE	11 JAN 2000	SWE (Stockholm)	7 APR 2018	49.57
MARTINS COSTA PEIXOTO Lucas	BRA	5 SEP 2000	BRA (Rio de Janeiro)	19 APR 2018	49.66
HANSON Robin	SWE	2 APR 2001	FIN (Helsinki)	6 JUL 2018	49.77
LOKTEV Denis	ISR	6 APR 2000	FIN (Helsinki)	5 JUL 2018	49.95
MIROSLAW Rafael	GER	25 MAR 2001	GER (Berlin)	20 APR 2018	50.01
LEE Yooyeon	KOR	4 SEP 2000	KOR (Gimcheon)	21 JUL 2018	50.09
BRINKWORTH Ashton	AUS	14 MAR 2000	AUS (Sydney)	22 APR 2018	50.24
POWELL Robbie	IRL	28 JAN 2000	IRL (Dublin)	5 APR 2018	50.24
DELICES Jean-Marc	FRA	19 MAR 2000	FRA (St-Raphael)	23 MAY 2018	50.45
JACKSON Joseph	AUS	12 JAN 2000	AUS (Gold Coast)	1 MAR 2018	50.50
PICKETT Michael	NZL	17 AUG 2002	NZL (Auckland)	6 JUL 2018	50.61
DJAKOVIC Antonio	SUI	8 OCT 2002	FIN (Helsinki)	5 JUL 2018	50.69
NORTJE Gabriel Pieter	RSA	29 JUN 2001	RSA (Port Elizabeth)	25 APR 2018	50.81
CECCON Thomas	ITA	27 JAN 2001	ITA (Riccione)	4 APR 2017	50.83
CRUZ ZUNIGA Guillermo Ruben	MEX	20 MAY 2000	CAN (Edmonton)	19 JUL 2018	50.92
RATIU George Adrian	ROU	23 APR 2000	ISR (Netanya)	28 JUN 2017	50.93
KIRBY Jack	BAR	24 JUL 2000	COL (Barranquilla)	25 JUL 2018	50.97
BEDOUR Mohammed Omar Moh'd	JOR	23 SEP 2000			51.05
GHAFFARI Mohamed Aziz	TUN	19 FEB 2000	ALG (Alger)	22 JUL 2018	51.10
LIENDO Joshua	CAN	20 AUG 2002	CAN (Winnipeg)	26 JUL 2018	51.19
BARSEGHYAN Artur	ARM	29 MAR 2002	USA (Indianapolis)	27 AUG 2017	51.49
UMUROV Akhmadjon	UZB	3 AUG 2000	BUL (Sofia)	28 JUN 2018	51.62
HONG Jinquan	CHN	23 MAR 2003	CHN (Huangshan)	19 JAN 2018	51.66
LEGBAND Kai	BER	1 JUN 2000	CAN (Edmonton)	19 JUL 2018	51.94
MATEOS Matheos	PAR	10 NOV 2000	USA (Indianapolis)	27 AUG 2017	52.08
JACKSON Abeku	GHA	12 APR 2000	ALG (Alger)	22 JUL 2018	52.10
SHATSKOV Kirill	KAZ	18 SEP 2000	BLR (Brest)	4 MAY 2018	52.34
TURAN Efe	TUR	17 SEP 2000	BIH (Sarajevo)	5 MAY 2018	52.34
BABIC Dusan	SRB	5 MAY 2000	SRB (Belgrade)	10 MAR 2018	52.57
SAUBER Bob	LUX	19 JUL 2001	GER (Berlin)	20 JUL 2018	52.70
YAVARI FOROUSHANI Alireza	IRI	4 MAY 2000	THA (Samutprakarn)	11 APR 2018	52.72
FELIX Delron	GRN	20 OCT 2000	ARU (Savaneta)	2 JUL 2018	53.14
ODLUM-SMITH Jayhan Jamaud	LCA	11 JAN 2002	ARU (Savaneta)	29 JUN 2018	55.01
CROOKS Jordan	CAY	2 MAY 2002			55.07
TAMAGNINI Raffaele	SMR	20 APR 2001	FIN (Helsinki)	5 JUL 2018	55.15
KEANE Noel	PLW	29 AUG 2002	PNG (Port Moresby)	27 JUN 2018	55.96
ODLUM Ky	ISV	16 JAN 2002			56.19
SAMIL Nur Haziq	BRU	25 JAN 2001			58.78
MHINI Dennis Hamisi	TAN	10 AUG 2001	USA (Indianapolis)	27 AUG 2017	59.98
FAYEZ Shihab Alaa Din Rizq	OMA	24 FEB 2002	TUN (Tunis)	15 JUL 2018	1:03.81
RANIS Daniel	MHL	22 AUG 2001	PNG (Port Moresby)	27 JUN 2018	1:10.80
IBRAHIM Mubal Azzam	MDV	3 NOV 2000			

REVISED Event numbers have been revised



Medallists

Medal	Name	NOC
GOLD	MINAKOV Andrei	RUS - Russian Federation
SILVER	KRASKA Jakub	POL - Poland
BRONZE	HANSON Robin	SWE - Sweden



Results

Event Number 28

Rank	Lane	Name	NOC Code	R.T.	50m	Time	Time Behind
1	6	MINAKOV Andrei	RUS	0.65	(1) 23.53	49.23 25.70	
2	4	KRASKA Jakub	POL	0.68	(4) 23.83	49.26 25.43	0.03
3	2	HANSON Robin	SWE	0.62	(7) 24.13	49.52 25.39	0.29
4	5	CALVELO de SOUZA Andre Luiz	BRA	0.62	(2) 23.75	49.86 26.11	0.63
5	3	LEE Yooyeon	KOR	0.68	(5) 24.06	50.10 26.04	0.87
6	7	MIROSLAW Rafael	GER	0.67	(3) 23.82	50.13 26.31	0.90
7	8	HONG Jinquan	CHN	0.68	(6) 24.11	50.35 26.24	1.12
8	1	MARTINS COSTA PEIXOTO Lucas	BRA	0.63	(8) 24.57	50.43 25.86	1.20

Legend:

R.T. Reaction Time



Results Summary

Event Number 28

Rank	Heat	Lane	Name	Date of Birth	NOC Code	R.T.	50m	Time	Time Behind
1	1	4	KRASKA Jakub	19 APR 2000	POL	0.69	24.10	49.70 25.60	Q
2	2	3	CALVELO de SOUZA A	11 AUG 2000	BRA	0.65	24.22	49.87 25.65	0.17 Q
3	2	4	LEE Yooyeon	4 SEP 2000	KOR	0.67	24.16	50.07 25.91	0.37 Q
4	1	5	MINAKOV Andrei	17 MAR 2002	RUS	0.67	23.83	50.16 26.33	0.46 Q
5	2	7	HANSON Robin	2 APR 2001	SWE	0.62	23.69	50.17 26.48	0.47 Q
6	1	3	MIROSLAW Rafael	25 MAR 2001	GER	0.68	24.35	50.28 25.93	0.58 Q
7	2	5	MILAK Kristof	20 FEB 2000	HUN	0.67	24.24	50.36 26.12	0.66 Q
8	2	6	MARTINS COSTA PEI.	5 SEP 2000	BRA	0.60	24.09	50.53 26.44	0.83 Q
9	1	6	HONG Jinquan	23 MAR 2003	CHN	0.67	24.34	50.71 26.37	1.01
10	1	7	DJAKOVIC Antonio	8 OCT 2002	SUI	0.64	24.58	50.73 26.15	1.03
11	1	1	POWELL Robbie	28 JAN 2000	IRL	0.68	25.09	50.76 25.67	1.06
12	2	1	BRINKWORTH Ashton	14 MAR 2000	AUS	0.67	24.80	50.77 25.97	1.07
13	1	2	LOKTEV Denis	6 APR 2000	ISR	0.65	24.69	50.81 26.12	1.11
14	2	8	CRUZ ZUNIGA GR	20 MAY 2000	MEX	0.65	24.25	50.84 26.59	1.14
15	2	2	PICKETT Michael	17 AUG 2002	NZL	0.66	24.80	50.86 26.06	1.16
16	1	8	BARSEGHYAN Artur	29 MAR 2002	ARM	0.63	24.64	51.14 26.50	1.44

Legend:

Q Qualified for next phase R.T. Reaction Time



Results Summary

Event Number 28

Rank	Heat	Lane	Name	Date of Birth	NOC Code	R.T.	50m	Time	Time Behind
1	5	6	LEE Yooyeon	4 SEP 2000	KOR	0.70	24.26	50.11 25.85	Q
2	6	5	KRASKA Jakub	19 APR 2000	POL	0.68	24.17	50.17 26.00	0.06 Q
3	6	4	MILAK Kristof	20 FEB 2000	HUN	0.67	24.08	50.18 26.10	0.07 Q
4	5	4	MINAKOV Andrei	17 MAR 2002	RUS	0.69	25.13	50.20 25.07	0.09 Q
5	4	4	CALVELO de SOUZA A	11 AUG 2000	BRA	0.66	24.36	50.24 25.88	0.13 Q
6	6	6	MIROSLAW Rafael	25 MAR 2001	GER	0.77	23.66	50.54 26.88	0.43 Q
7	5	5	MARKOV Daniil	21 APR 2000	RUS	0.68	24.05	50.60 26.55	0.49 Q
8	6	3	MARTINS COSTA PEI.	5 SEP 2000	BRA	0.63	24.19	50.70 26.51	0.59 Q
9	3	6	HONG Jinquan	23 MAR 2003	CHN	0.69	24.52	50.81 26.29	0.70 Q
10	6	7	PICKETT Michael	17 AUG 2002	NZL	0.61	23.99	50.89 26.90	0.78 Q
11	4	3	LOKTEV Denis	6 APR 2000	ISR	0.66	24.72	50.91 26.19	0.80 Q
12	5	3	HANSON Robin	2 APR 2001	SWE	0.62	24.59	50.99 26.40	0.88 Q
13	5	7	DJAKOVIC Antonio	8 OCT 2002	SUI	0.66	24.52	51.04 26.52	0.93 Q
14	4	6	BRINKWORTH Ashton	14 MAR 2000	AUS	0.67	24.57	51.05 26.48	0.94 Q
15	6	2	POWELL Robbie	28 JAN 2000	IRL	0.74	24.86	51.19 26.33	1.08 Q
16	5	1	CRUZ ZUNIGA GR	20 MAY 2000	MEX	0.64	24.75	51.23 26.48	1.12 Q
17	3	5	BARSEGHYAN Artur	29 MAR 2002	ARM	0.64	24.63	51.33 26.70	1.22
18	6	1	CECCON Thomas	27 JAN 2001	ITA	0.70	24.92	51.42 26.50	1.31
19	4	8	GHAFFARI Mohamed Aziz	19 FEB 2000	TUN	0.71	24.60	51.55 26.95	1.44
20	5	8	BEDOUR MOM	23 SEP 2000	JOR	0.70	24.67	51.56 26.89	1.45
21	3	4	LIENDO Joshua	20 AUG 2002	CAN	0.67	24.98	51.60 26.62	1.49
22	5	2	DELICES Jean-Marc	19 MAR 2000	FRA	0.69	24.90	51.62 26.72	1.51
23	2	4	BABIC Dusan	5 MAY 2000	SRB	0.66	24.80	51.71 26.91	1.60
24	4	2	JACKSON Joseph	12 JAN 2000	AUS	0.72	24.80	51.87 27.07	1.76
25	3	8	TURAN Efe	17 SEP 2000	TUR	0.72	24.99	51.94 26.95	1.83
26	4	5	SEELIGER Bjoern	11 JAN 2000	SWE	0.73	24.60	51.99 27.39	1.88
26	4	7	NORTJE Gabriel Pieter	29 JUN 2001	RSA	0.77	24.82	51.99 27.17	1.88
28	2	3	YAVARI FOROUSHANI Alireza	4 MAY 2000	IRI	0.70	25.05	52.08 27.03	1.97
29	3	2	LEGBAND Kai	1 JUN 2000	BER	0.66	24.89	52.21 27.32	2.10



Results Summary

Event Number 28

Rank	Heat	Lane	Name	Date of Birth	NOC Code	R.T.	50m	Time	Time Behind
30	6	8	KIRBY Jack	24 JUL 2000	BAR	0.66	25.19	52.29 27.10	2.18
31	3	1	SHATSKOV Kirill	18 SEP 2000	KAZ	0.70	25.28	52.43 27.15	2.32
32	4	1	RATIU George Adrian	23 APR 2000	ROU	0.68	24.74	52.61 27.87	2.50
33	3	3	UMUROV Akhmadjon	3 AUG 2000	UZB	0.65	25.58	52.80 27.22	2.69
34	3	7	MATEOS Matheos	10 NOV 2000	PAR	0.72	25.17	52.94 27.77	2.83
35	2	7	CROOKS Jordan	2 MAY 2002	CAY	0.64	25.53	53.52 27.99	3.41
36	2	5	SAUBER Bob	19 JUL 2001	LUX	0.71	26.01	53.59 27.58	3.48
37	2	6	FELIX Delron	20 OCT 2000	GRN	0.78	25.60	53.64 28.04	3.53
38	2	2	ODLUM-SMITH Jayhan Jamaud	11 JAN 2002	LCA	0.71	25.96	54.99 29.03	4.88
39	2	1	TAMAGNINI Raffaele	20 APR 2001	SMR	0.69	26.17	55.55 29.38	5.44
40	2	8	KEANE Noel	29 AUG 2002	PLW	0.72	26.52	55.59 29.07	5.48
41	1	4	ODLUM Ky	16 JAN 2002	ISV	0.59	26.56	56.23 29.67	6.12
42	1	5	SAMIL Nur Haziq	25 JAN 2001	BRU	0.72	27.73	58.38 30.65	8.27
43	1	3	MHINI Dennis Hamisi	10 AUG 2001	TAN	0.61	27.87	58.53 30.66	8.42
44	1	6	FAYEZ SADR	24 FEB 2002	OMA	0.70	28.65	1:00.68 32.03	10.57
45	1	7	IBRAHIM Mubal Azzam	3 NOV 2000	MDV	0.63	29.40	1:02.71 33.31	12.60
46	1	2	RANIS Daniel	22 AUG 2001	MHL	0.64	32.03	1:09.42 37.39	19.31

Legend:

Q Qualified for next phase R.T. Reaction Time


Entry List by Event


As of FRI 5 OCT 2018

Event Number 12
REVISED
 5 OCT 12:07

Number of entries: 37

Name	NOC Code	Date of Birth	Location of Qualification	Date of Qualification	Qualifying Time
MILAK Kristof	HUN	20 FEB 2000	FIN (Helsinki)	8 JUL 2018	1:47.19
LOKTEV Denis	ISR	6 APR 2000	FIN (Helsinki)	6 JUL 2018	1:47.78
HANSON Robin	SWE	2 APR 2001	FIN (Helsinki)	8 JUL 2018	1:48.65
MARTINS COSTA PEIXOTO Lucas	BRA	5 SEP 2000	BRA (Rio de Janeiro)	20 APR 2018	1:48.85
YOSHIDA Keisuke	JPN	17 APR 2000	JPN (Tokyo)	5 APR 2018	1:48.90
DJAKOVIC Antonio	SUI	8 OCT 2002	SUI (Geneva)	6 APR 2018	1:49.36
KRASKA Jakub	POL	19 APR 2000	POL (Lodz)	25 MAY 2018	1:49.81
SETIN SARTORI Murilo	BRA	18 MAY 2002	BRA (Rio de Janeiro)	20 APR 2018	1:49.85
MIROSLAW Rafael	GER	25 MAR 2001	FIN (Helsinki)	7 JUL 2018	1:49.86
de TULLIO Marco	ITA	21 SEP 2000	FIN (Helsinki)	7 JUL 2018	1:49.97
GHAFFARI Mohamed Aziz	TUN	19 FEB 2000	FRA (Nice)	4 FEB 2018	1:49.97
MARIC Ognjen	CRO	4 NOV 2000	CRO (Zagreb)	26 JUL 2018	1:50.08
REID Zac	NZL	28 JAN 2000	NZL (Auckland)	3 JUL 2018	1:50.35
NGUYEN Huy Hoang	VIE	10 JUL 2000	VIE (Ho Chi Minh)	18 JUL 2018	1:50.94
KURACHKIN Kanstantsin	BLR	10 MAY 2000	BLR (Brest)	2 MAY 2018	1:51.04
LEE Yooyeon	KOR	4 SEP 2000	KOR (Gimcheon)	20 JUL 2018	1:51.11
MORALES RESTREPO Juan Manuel	COL	5 DEC 2000	COL (Barranquilla)	25 JUL 2018	1:51.16
KALMAR Akos	HUN	11 JAN 2000	HUN (Hodmezovasarhely)	24 MAY 2017	1:51.26
YANCHEV Yordan	BUL	30 AUG 2001	USA (Indianapolis)	24 AUG 2017	1:51.34
TURAN Efe	TUR	17 SEP 2000	FIN (Helsinki)	7 JUL 2018	1:51.66
WANG Kuanhung	TPE	23 JAN 2002	TPE (Taipei)	25 APR 2018	1:51.71
BRINKWORTH Ashton	AUS	14 MAR 2000	AUS (Gold Coast)	28 FEB 2018	1:51.74
HONG Jinquan	CHN	23 MAR 2003	CHN (Huangshan)	19 JAN 2018	1:51.74
ARROYO Jarod	PUR	2 JAN 2001	COL (Barranquilla)	24 JUL 2018	1:51.76
BURDISSO Federico	ITA	20 SEP 2001	ITA (Riccione)	11 APR 2018	1:51.77
COHEN GROUMI Gal	ISR	22 APR 2002	FIN (Helsinki)	6 JUL 2018	1:51.77
BABIC Dusan	SRB	5 MAY 2000	FIN (Helsinki)	6 JUL 2018	1:51.92
HAFNAOUI Ahmed Ayoub	TUN	4 DEC 2002	ALG (Alger)	22 JUL 2018	1:52.09
HLOBEN Adam	CZE	2 MAY 2001	FIN (Helsinki)	7 JUL 2018	1:52.18
BARAO William	USA	17 MAR 2001	USA (East Meadow)	5 AUG 2017	1:52.19
FREEMAN James Samuel	BOT	28 MAR 2001	RSA (Port Elizabeth)	23 APR 2018	1:52.37
GIL CORBACHO Marcos	ESP	29 JAN 2000	ESP (Mairena del Aljarafe)	15 JUL 2018	1:52.59
CRUZ ZUNIGA Guillermo Ruben	MEX	20 MAY 2000	CAN (Toronto)	29 JUL 2017	1:54.39
SAUBER Bob	LUX	19 JUL 2001	GER (Berlin)	21 JUL 2018	1:55.77
SANTO Filipe	POR	15 DEC 2000	POR (Oeiras)	27 JUL 2018	1:55.84
KEANE Noel	PLW	29 AUG 2002	PNG (Port Moresby)	26 JUN 2018	2:02.98
SCOTT Daniel Micaiah	GUY	1 FEB 2000		14 DEC 2017	2:07.73

REVISED Event numbers have been revised



Medallists

Medal	Name	NOC
GOLD	MILAK Kristof	HUN - Hungary
SILVER	HANSON Robin	SWE - Sweden
BRONZE	LOKTEV Denis	ISR - Israel



Results

Event Number 12

Rank	Lane	Name	NOC Code	R.T.	50m	100m	150m	Time	Time Behind
1	3	MILAK Kristof	HUN	0.74	(6) 25.68	(=5) 53.47 27.79	(=2) 1:21.07 27.60	1:47.73 26.66	
2	7	HANSON Robin	SWE	0.63	(2) 25.39	(1) 53.17 27.78	(1) 1:20.58 27.41	1:48.14 27.56	0.41
3	2	LOKTEV Denis	ISR	0.65	(=4) 25.66	(4) 53.45 27.79	(=2) 1:21.07 27.62	1:48.53 27.46	0.80
4	6	KRASKA Jakub	POL	0.77	(3) 25.41	(2) 53.24 27.83	(5) 1:21.68 28.44	1:48.65 26.97	0.92
5	4	YOSHIDA Keisuke	JPN	0.71	(=4) 25.66	(=5) 53.47 27.81	(=6) 1:21.69 28.22	1:48.75 27.06	1.02
6	5	SETIN SARTORI Murilo	BRA	0.72	(8) 26.21	(8) 54.21 28.00	(8) 1:22.06 27.85	1:49.22 27.16	1.49
7	8	DJAKOVIC Antonio	SUI	0.68	(1) 25.15	(3) 53.25 28.10	(4) 1:21.50 28.25	1:49.74 28.24	2.01
8	1	LEE Yooyeon	KOR	0.74	(7) 26.01	(7) 53.81 27.80	(=6) 1:21.69 27.88	1:50.39 28.70	2.66

Legend:

R.T. Reaction Time



Results Summary

Event Number 12

Rank	Heat	Lane	Name	Date of Birth	NOC Code	R.T.	50m	100m	150m	Time	Time Behind
1	4	5	YOSHIDA Keisuke	17 APR 2000	JPN	0.72	25.71	53.57 27.86	1:21.79 28.22	1:48.97 27.18	Q
2	4	3	SETIN SARTORI Murilo	18 MAY 2002	BRA	0.72	26.48	53.79 27.31	1:21.38 27.59	1:49.02 27.64	0.05 Q
3	5	4	MILAK Kristof	20 FEB 2000	HUN	0.74	25.44	53.45 28.01	1:21.78 28.33	1:49.15 27.37	0.18 Q
4	5	3	KRASKA Jakub	19 APR 2000	POL	0.69	25.48	53.37 27.89	1:22.07 28.70	1:49.17 27.10	0.20 Q
5	4	4	LOKTEV Denis	6 APR 2000	ISR	0.67	25.47	52.60 27.13	1:20.84 28.24	1:49.20 28.36	0.23 Q
6	3	4	HANSON Robin	2 APR 2001	SWE	0.62	25.64	53.91 28.27	1:22.21 28.30	1:49.86 27.65	0.89 Q
7	5	7	LEE Yooyeon	4 SEP 2000	KOR	0.71	25.38	53.78 28.40	1:22.02 28.24	1:50.08 28.06	1.11 Q
8	3	5	DJAKOVIC Antonio	8 OCT 2002	SUI	0.66	25.84	54.00 28.16	1:22.62 28.62	1:50.30 27.68	1.33 Q
9	5	6	GHAFFARI Mohamed Aziz	19 FEB 2000	TUN	0.79	25.25	53.17 27.92	1:21.88 28.71	1:50.74 28.86	1.77
10	5	5	MARTINS COSTA PEI.	5 SEP 2000	BRA	0.64	25.35	53.34 27.99	1:22.19 28.85	1:50.76 28.57	1.79
11	2	3	HAFNAOUI Ahmed Ayoub	4 DEC 2002	TUN	0.79	26.63	54.64 28.01	1:22.70 28.06	1:50.86 28.16	1.89
12	4	8	HONG Jinquan	23 MAR 2003	CHN	0.69	25.45	53.67 28.22	1:22.36 28.69	1:51.22 28.86	2.25
13	4	1	TURAN Efe	17 SEP 2000	TUR	0.77	26.82	54.57 27.75	1:23.27 28.70	1:51.25 27.98	2.28
14	3	3	MIROSLAW Rafael	25 MAR 2001	GER	0.69	25.81	53.87 28.06	1:22.77 28.90	1:51.59 28.82	2.62
15	4	6	DE TULLIO Marco	21 SEP 2000	ITA	0.72	26.27	54.29 28.02	1:22.77 28.48	1:51.62 28.85	2.65
16	2	1	GIL CORBACHO Marcos	29 JAN 2000	ESP	0.67	26.59	54.76 28.17	1:23.75 28.99	1:51.83 28.08	2.86
17	2	5	BABIC Dusan	5 MAY 2000	SRB	0.67	26.69	55.21 28.52	1:23.94 28.73	1:51.91 27.97	2.94
18	2	6	HLOBEN Adam	2 MAY 2001	CZE	0.77	25.51	53.55 28.04	1:22.75 29.20	1:51.92 29.17	2.95
19	5	8	BRINKWORTH Ashton	14 MAR 2000	AUS	0.69	25.36	54.26 28.90	1:22.98 28.72	1:51.94 28.96	2.97
20	3	2	KURACHKIN Kanstantsin	10 MAY 2000	BLR	0.74	25.64	53.58 27.94	1:23.12 29.54	1:52.06 28.94	3.09
21	5	2	REID Zac	28 JAN 2000	NZL	0.72	25.68	53.51 27.83	1:22.84 29.33	1:52.33 29.49	3.36
22	3	7	KALMAR Akos	11 JAN 2000	HUN	0.79	26.83	55.56 28.73	1:24.18 28.62	1:52.54 28.36	3.57
23	5	1	YANCHEV Yordan	30 AUG 2001	BUL	0.73	25.85	53.83 27.98	1:23.70 29.87	1:52.80 29.10	3.83
24	2	2	BARAO Will	17 MAR 2001	USA	0.80	27.04	55.40 28.36	1:24.29 28.89	1:53.18 28.89	4.21
25	2	7	FREEMAN James Samuel	28 MAR 2001	BOT	0.70	26.39	55.59 29.20	1:24.83 29.24	1:54.14 29.31	5.17
26	3	8	ARROYO Jarod	2 JAN 2001	PUR	0.71	26.63	55.59 28.96	1:24.52 28.93	1:54.39 29.87	5.42
27	4	7	MORALES RESTREPO J	5 DEC 2000	COL	0.69	26.69	55.56 28.87	1:25.13 29.57	1:55.25 30.12	6.28
28	2	4	BURDISSO Federico	20 SEP 2001	ITA	0.70	26.03	54.21 28.18	1:24.35 30.14	1:55.40 31.05	6.43
29	3	6	MARIC Ognjen	4 NOV 2000	CRO	0.65	26.55	55.52 28.97	1:25.16 29.64	1:55.44 30.28	6.47



Results Summary

Event Number 12

Rank	Heat	Lane	Name	Date of Birth	NOC Code	R.T.	50m	100m	150m	Time	Time Behind
30	1	4	SAUBER Bob	19 JUL 2001	LUX	0.70	26.92	56.23 29.31	1:26.10 29.87	1:55.50 29.40	6.53
31	1	5	SANTO Filipe	15 DEC 2000	POR	0.78	27.28	56.53 29.25	1:25.99 29.46	1:55.81 29.82	6.84
32	2	8	CRUZ ZUNIGA GR	20 MAY 2000	MEX	0.64	27.27	56.99 29.72	1:26.60 29.61	1:55.88 29.28	6.91
33	3	1	WANG Kuanhung	23 JAN 2002	TPE	0.59	27.10	56.83 29.73	1:28.43 31.60	1:59.54 31.11	10.57
34	1	3	KEANE Noel	29 AUG 2002	PLW	0.70	28.97	1:00.11 31.14	1:31.54 31.43	2:00.77 29.23	11.80
35	4	2	NGUYEN Huy Hoang	10 JUL 2000	VIE	0.73	29.07	59.79 30.72	1:30.82 31.03	2:00.98 30.16	12.01
36	1	6	SCOTT Daniel Micaiah	1 FEB 2000	GUY	0.79	27.80	58.63 30.83	1:31.23 32.60	2:05.43 34.20	16.46

Legend:
Q Qualified for next phase **R.T.** Reaction Time


Entry List by Event


As of FRI 5 OCT 2018

Event Number 1
REVISED
 5 OCT 12:06

 Number of entries: **33**

Name	NOC Code	Date of Birth	Location of Qualification	Date of Qualification	Qualifying Time
YOSHIDA Keisuke	JPN	17 APR 2000	JPN (Tokyo)	3 APR 2018	3:48.69
MILAK Kristof	HUN	20 FEB 2000	FIN (Helsinki)	4 JUL 2018	3:50.00
KALMAR Akos	HUN	11 JAN 2000	HUN (Hodmezovasarhely)	25 MAY 2017	3:50.03
NGUYEN Huy Hoang	VIE	10 JUL 2000	VIE (Ho Chi Minh)	16 JUL 2018	3:50.68
REID Zac	NZL	28 JAN 2000	NZL (Auckland)	2 JUL 2018	3:51.10
CALLONI Johannes	ITA	3 JAN 2000	FIN (Helsinki)	4 JUL 2018	3:51.14
de TULLIO Marco	ITA	21 SEP 2000	FIN (Helsinki)	4 JUL 2018	3:51.73
DJAKOVIC Antonio	SUI	8 OCT 2002	FIN (Helsinki)	4 JUL 2018	3:52.30
LOKTEV Denis	ISR	6 APR 2000	FIN (Helsinki)	4 JUL 2018	3:52.90
GHAFFARI Mohamed Aziz	TUN	19 FEB 2000	FRA (Nice)	3 FEB 2018	3:53.15
YANCHEV Yordan	BUL	30 AUG 2001	BIH (Sarajevo)	6 MAY 2018	3:53.67
LOPES Jose	POR	16 OCT 2000	POR (Oeiras)	28 JUL 2018	3:53.79
KOZIEJKO Bartlomiej	POL	28 FEB 2000	POL (Lodz)	26 MAY 2018	3:54.16
GIL CORBACHO Marcos	ESP	29 JAN 2000	FIN (Helsinki)	4 JUL 2018	3:54.28
SCHMIDT Aaron	GER	11 MAY 2000	GER (Berlin)	2 JUN 2018	3:54.28
JULIA TOUS Ferran	ESP	7 JUL 2000	FIN (Helsinki)	4 JUL 2018	3:54.71
GEORGAKOPOULOS Andreas	GRE	9 SEP 2000	FIN (Helsinki)	4 JUL 2018	3:54.93
HONG Jinquan	CHN	23 MAR 2003	CHN (Huangshan)	19 JAN 2018	3:55.02
BARAO William	USA	17 MAR 2001	USA (East Meadow)	3 AUG 2017	3:55.26
FREEMAN James Samuel	BOT	28 MAR 2001	ALG (Alger)	22 JUL 2018	3:55.27
HANSON Robin	SWE	2 APR 2001	HUN (Gyor)	25 JUL 2017	3:55.28
BEAUGRAND Paul	FRA	16 MAY 2000	FRA (St-Raphael)	22 MAY 2018	3:55.77
LEE Yooyeon	KOR	4 SEP 2000	KOR (Gimcheon)	12 MAY 2017	3:55.90
SETIN SARTORI Murilo	BRA	18 MAY 2002	BRA (Rio de Janeiro)	17 APR 2018	3:55.96
HAFNAOUI Ahmed Ayoub	TUN	4 DEC 2002	FRA (St. Raphael)	22 MAY 2018	3:56.15
KURACHKIN Kanstantsin	BLR	10 MAY 2000	FIN (Helsinki)	4 JUL 2018	3:56.98
HLOBEN Adam	CZE	2 MAY 2001	FIN (Helsinki)	4 JUL 2018	3:58.35
ARROYO Jarod	PUR	2 JAN 2001	COL (Barranquilla)	23 JUL 2018	3:58.83
TURAN Efe	TUR	17 SEP 2000	FIN (Helsinki)	4 JUL 2018	3:59.31
LACANSKI Boris	SRB	5 NOV 2002	FIN (Helsinki)	4 JUL 2018	3:59.84
CHAHAL Arvin	MAS	15 DEC 2000	MAS (Kuala Lumpur)	16 MAR 2018	4:04.40
NDIAYE Amadou	SEN	28 APR 2001		22 JUL 2018	4:13.31
SAMIL Nur Haziq	BRU	25 JAN 2001			4:33.89

REVISED Event numbers have been revised



Medallists

Medal	Name	NOC
GOLD	MILAK Kristof	HUN - Hungary
SILVER	DE TULLIO Marco	ITA - Italy
BRONZE	YOSHIDA Keisuke	JPN - Japan




Results

Event Number 1

Rank	Lane	Name	NOC Code	R.T.	Time	Time Behind
1	3	MILAK Kristof	HUN	0.71	3:48.08	
50m (3) 26.24	100m (4) 55.20 28.96	150m (8) 1:25.19 29.99	200m (3) 1:53.93 28.74	250m (2) 2:23.11 29.18	300m (4) 2:52.81 29.70	350m (3) 3:21.32 28.51 26.76
2	7	DE TULLIO Marco	ITA	0.70	3:48.55	0.47
50m (4) 26.35	100m (3) 55.16 28.81	150m (3) 1:24.26 29.10	200m (5) 1:54.08 29.82	250m (1) 2:22.89 28.81	300m (2) 2:52.24 29.35	350m (1) 3:20.76 28.52 27.79
3	4	YOSHIDA Keisuke	JPN	0.75	3:48.68	0.60
50m (2) 26.04	100m (2) 54.63 28.59	150m (2) 1:23.89 29.26	200m (1) 1:53.19 29.30	250m (3) 2:23.15 29.96	300m (3) 2:52.70 29.55	350m (4) 3:21.79 29.09 26.89
4	1	NGUYEN Huy Hoang	VIE	0.73	3:48.85	0.77
50m (8) 27.37	100m (8) 55.93 28.56	150m (7) 1:25.17 29.24	200m (6) 1:54.15 28.98	250m (4) 2:23.40 29.25	300m (1) 2:52.19 28.79	350m (2) 3:20.93 28.74 27.92
5	5	KALMAR Akos	HUN	0.73	3:51.56	3.48
50m (7) 26.95	100m (7) 55.71 28.76	150m (5) 1:24.74 29.03	200m (4) 1:53.99 29.25	250m (6) 2:23.52 29.53	300m (5) 2:52.95 29.43	350m (5) 3:22.48 29.53 29.08
6	6	LOKTEV Denis	ISR	0.74	3:52.12	4.04
50m (1) 25.87	100m (1) 54.49 28.62	150m (1) 1:23.70 29.21	200m (2) 1:53.66 29.96	250m (5) 2:23.48 29.82	300m (6) 2:53.38 29.90	350m (6) 3:23.03 29.65 29.09
7	8	DJAKOVIC Antonio	SUI	0.69	3:53.74	5.66
50m (5) 26.50	100m (5) 55.42 28.92	150m (4) 1:24.61 29.19	200m (8) 1:54.62 30.01	250m (7) 2:24.60 29.98	300m (7) 2:54.79 30.19	350m (7) 3:24.84 30.05 28.90
8	2	HAFNAOUI Ahmed Ayoub	TUN	0.77	3:55.94	7.86
50m (6) 26.75	100m (6) 55.45 28.70	150m (6) 1:25.13 29.68	200m (7) 1:54.60 29.47	250m (8) 2:25.05 30.45	300m (8) 2:55.64 30.59	350m (8) 3:26.33 30.69 29.61

Legend:
R.T. Reaction Time



Results Summary

Event Number 1

Rank	Heat	Lane	Name	Date of Birth	NOC Code	R.T.	Time	Time Behind
1	4	4	YOSHIDA Keisuke	17 APR 2000	JPN	0.72	3:51.68	Q
	50m 26.42	100m 55.59	150m 1:25.56	200m 1:55.56	250m 2:25.37	300m 2:55.00	350m 3:24.62	
		29.17	29.97	30.00	29.81	29.63	29.62	27.06
2	4	5	KALMAR Akos	11 JAN 2000	HUN	0.75	3:51.73	0.05 Q
	50m 27.32	100m 56.52	150m 1:25.95	200m 1:55.64	250m 2:24.99	300m 2:54.16	350m 3:23.18	
		29.20	29.43	29.69	29.35	29.17	29.02	28.55
3	3	4	MILAK Kristof	20 FEB 2000	HUN	0.74	3:51.99	0.31 Q
	50m 26.42	100m 55.39	150m 1:25.51	200m 1:55.17	250m 2:25.36	300m 2:55.28	350m 3:24.23	
		28.97	30.12	29.66	30.19	29.92	28.95	27.76
4	4	2	LOKTEV Denis	6 APR 2000	ISR	0.66	3:52.04	0.36 Q
	50m 27.07	100m 56.28	150m 1:26.05	200m 1:55.65	250m 2:25.32	300m 2:54.67	350m 3:24.29	
		29.21	29.77	29.60	29.67	29.35	29.62	27.75
5	2	8	HAFNAOUI Ahmed Ayoub	4 DEC 2002	TUN	0.76	3:52.06	0.38 Q
	50m 26.13	100m 54.77	150m 1:23.94	200m 1:53.72	250m 2:23.22	300m 2:53.56	350m 3:22.78	
		28.64	29.17	29.78	29.50	30.34	29.22	29.28
6	4	6	DE TULLIO Marco	21 SEP 2000	ITA	0.68	3:52.31	0.63 Q
	50m 27.37	100m 56.89	150m 1:26.08	200m 1:56.09	250m 2:25.23	300m 2:54.90	350m 3:23.92	
		29.52	29.19	30.01	29.14	29.67	29.02	28.39
7	3	5	NGUYEN Huy Hoang	10 JUL 2000	VIE	0.75	3:52.40	0.72 Q
	50m 27.30	100m 56.56	150m 1:25.92	200m 1:55.73	250m 2:25.35	300m 2:54.97	350m 3:24.41	
		29.26	29.36	29.81	29.62	29.62	29.44	27.99
8	3	6	DJAKOVIC Antonio	8 OCT 2002	SUI	0.76	3:52.42	0.74 Q
	50m 26.40	100m 55.35	150m 1:24.71	200m 1:54.94	250m 2:24.60	300m 2:54.72	350m 3:24.29	
		28.95	29.36	30.23	29.66	30.12	29.57	28.13
9	4	3	REID Zac	28 JAN 2000	NZL	0.71	3:52.79	1.11
	50m 26.82	100m 56.02	150m 1:25.82	200m 1:55.49	250m 2:25.36	300m 2:54.94	350m 3:24.66	
		29.20	29.80	29.67	29.87	29.58	29.72	28.13
10	3	3	CALLONI Johannes	3 JAN 2000	ITA	0.79	3:53.15	1.47
	50m 27.82	100m 56.89	150m 1:26.56	200m 1:56.01	250m 2:25.85	300m 2:55.44	350m 3:24.65	
		29.07	29.67	29.45	29.84	29.59	29.21	28.50
11	2	2	HANSON Robin	2 APR 2001	SWE	0.64	3:53.71	2.03
	50m 26.71	100m 55.52	150m 1:25.06	200m 1:54.70	250m 2:24.78	300m 2:54.50	350m 3:24.67	
		28.81	29.54	29.64	30.08	29.72	30.17	29.04
12	3	2	GHAFFARI Mohamed Aziz	19 FEB 2000	TUN	0.74	3:54.02	2.34
	50m 26.45	100m 55.35	150m 1:25.43	200m 1:55.19	250m 2:25.50	300m 2:55.41	350m 3:25.34	
		28.90	30.08	29.76	30.31	29.91	29.93	28.68
13	3	1	GIL CORBACHO Marcos	29 JAN 2000	ESP	0.70	3:54.22	2.54
	50m 26.84	100m 55.75	150m 1:25.80	200m 1:55.60	250m 2:25.48	300m 2:55.27	350m 3:25.31	
		28.91	30.05	29.80	29.88	29.79	30.04	28.91
14	2	1	SETIN SARTORI Murilo	18 MAY 2002	BRA	0.75	3:55.76	4.08
	50m 28.30	100m 58.56	150m 1:28.85	200m 1:58.54	250m 2:28.25	300m 2:57.57	350m 3:27.18	
		30.26	30.29	29.69	29.71	29.32	29.61	28.58
15	3	7	LOPES Jose	16 OCT 2000	POR	0.67	3:56.10	4.42
	50m 26.53	100m 55.98	150m 1:25.37	200m 1:55.94	250m 2:25.57	300m 2:56.25	350m 3:26.21	
		29.45	29.39	30.57	29.63	30.68	29.96	29.89
16	2	4	GEORGAKOPOULOS Andreas	9 SEP 2000	GRE	0.73	3:56.37	4.69
	50m 27.87	100m 57.62	150m 1:27.71	200m 1:58.03	250m 2:27.75	300m 2:57.73	350m 3:27.40	
		29.75	30.09	30.32	29.72	29.98	29.67	28.97
17	4	7	YANCHEV Yordan	30 AUG 2001	BUL	0.71	3:56.90	5.22
	50m 27.70	100m 57.85	150m 1:27.15	200m 1:57.23	250m 2:26.50	300m 2:56.84	350m 3:27.39	
		30.15	29.30	30.08	29.27	30.34	30.55	29.51
18	1	6	TURAN Efe	17 SEP 2000	TUR	0.84	3:56.92	5.24
	50m 26.99	100m 56.41	150m 1:26.06	200m 1:56.25	250m 2:26.77	300m 2:57.70	350m 3:27.78	
		29.42	29.65	30.19	30.52	30.93	30.08	29.14
19	4	8	SCHMIDT Aaron	11 MAY 2000	GER	0.69	3:57.03	5.35
	50m 26.99	100m 56.81	150m 1:26.63	200m 1:57.05	250m 2:27.01	300m 2:57.36	350m 3:27.45	
		29.82	29.82	30.42	29.96	30.35	30.09	29.58
20	2	6	FREEMAN James Samuel	28 MAR 2001	BOT	0.72	3:57.37	5.69
	50m 27.00	100m 57.19	150m 1:27.27	200m 1:57.64	250m 2:27.69	300m 2:58.34	350m 3:28.23	
		30.19	30.08	30.37	30.05	30.65	29.89	29.14



Results Summary

Event Number 1

Rank	Heat	Lane	Name	Date of Birth	NOC Code	R.T.	Time	Time Behind
21	1	4	KURACHKIN Kanstantsin	10 MAY 2000	BLR	0.74	3:57.99	6.31
	50m 26.37	100m 55.49	150m 1:25.48	200m 1:55.77	250m 2:26.48	300m 2:56.91	350m 3:27.80	
			29.12	29.99	30.71	30.43	30.89	30.19
				30.29				
22	3	8	JULIA TOUS Ferran	7 JUL 2000	ESP	0.62	3:58.11	6.43
	50m 27.16	100m 57.05	150m 1:26.67	200m 1:57.40	250m 2:26.98	300m 2:58.02	350m 3:28.14	
			29.89	29.62	29.58	31.04	30.12	29.97
				30.73				
23	2	5	HONG Jinquan	23 MAR 2003	CHN	0.70	3:58.93	7.25
	50m 27.24	100m 57.19	150m 1:27.11	200m 1:57.32	250m 2:27.82	300m 2:58.66	350m 3:29.06	
			29.95	29.92	30.50	30.84	30.40	29.87
				30.21				
24	4	1	KOZIEJKO Bartłomiej	28 FEB 2000	POL	0.75	3:59.08	7.40
	50m 27.94	100m 57.16	150m 1:27.40	200m 1:57.19	250m 2:27.40	300m 2:57.75	350m 3:28.78	
			29.22	30.24	30.21	30.35	31.03	30.30
				29.79				
25	1	5	HLOBEN Adam	2 MAY 2001	CZE	0.75	3:59.11	7.43
	50m 26.98	100m 56.64	150m 1:26.70	200m 1:57.04	250m 2:26.99	300m 2:58.12	350m 3:28.67	
			29.66	30.06	29.95	31.13	30.55	30.44
				30.34				
26	2	3	BARAO Will	17 MAR 2001	USA	0.79	4:00.43	8.75
	50m 27.76	100m 57.70	150m 1:28.20	200m 1:58.70	250m 2:29.46	300m 3:00.22	350m 3:31.02	
			29.94	30.50	30.76	30.76	30.80	29.41
				30.50				
27	1	2	LACANSKI Boris	5 NOV 2002	SRB	0.82	4:02.06	10.38
	50m 27.58	100m 57.21	150m 1:27.44	200m 1:57.91	250m 2:28.83	300m 3:00.08	350m 3:31.41	
			29.63	30.23	30.92	31.25	31.33	30.65
				30.47				
28	2	7	BEAUGRAND Paul	16 MAY 2000	FRA	0.74	4:02.83	11.15
	50m 27.01	100m 57.63	150m 1:28.40	200m 1:59.45	250m 2:30.68	300m 3:01.99	350m 3:33.13	
			30.62	30.77	31.23	31.31	31.14	29.70
				31.05				
29	1	3	ARROYO Jarod	2 JAN 2001	PUR	0.70	4:02.94	11.26
	50m 27.63	100m 57.12	150m 1:26.82	200m 1:57.20	250m 2:27.98	300m 2:59.09	350m 3:31.41	
			29.49	29.70	30.78	31.11	32.32	31.53
				30.38				
30	1	7	CHAHAL Arvin	15 DEC 2000	MAS	0.71	4:06.11	14.43
	50m 27.98	100m 58.18	150m 1:28.69	200m 2:00.22	250m 2:31.47	300m 3:03.26	350m 3:34.80	
			30.20	30.51	31.25	31.79	31.54	31.31
				31.53				
31	1	1	NDIAYE Amadou	28 APR 2001	SEN	0.85	4:17.36	25.68
	50m 29.20	100m 1:00.56	150m 1:33.58	200m 2:06.27	250m 2:39.55	300m 3:12.36	350m 3:45.39	
			31.36	33.02	33.28	32.81	33.03	31.97
				32.69				
32	1	8	SAMIL Nur Haziq	25 JAN 2001	BRU	0.74	4:33.47	41.79
	50m 29.89	100m 1:02.93	150m 1:36.64	200m 2:11.89	250m 2:47.00	300m 3:23.07	350m 3:58.58	
			33.04	33.71	35.11	36.07	35.51	34.89
				35.25				

Legend:
Q Qualified for next phase

R.T. Reaction Time


Entry List by Event


As of FRI 5 OCT 2018

Event Number 26
REVISED
 5 OCT 12:09

Number of entries: 27

Name	NOC Code	Date of Birth	Location of Qualification	Date of Qualification	Qualifying Time
KALMAR Akos	HUN	11 JAN 2000	FIN (Helsinki)	7 JUL 2018	7:55.41
BEAUGRAND Paul	FRA	16 MAY 2000	FIN (Helsinki)	7 JUL 2018	7:56.23
CALLONI Johannes	ITA	3 JAN 2000	FIN (Helsinki)	7 JUL 2018	7:56.50
NGUYEN Huy Hoang	VIE	10 JUL 2000	VIE (Ho Chi Minh)	18 JUL 2018	7:58.07
REID Zac	NZL	28 JAN 2000	NZL (Auckland)	4 JUL 2018	8:01.87
JULIA TOUS Ferran	ESP	7 JUL 2000	FIN (Helsinki)	7 JUL 2018	8:02.56
de TULLIO Marco	ITA	21 SEP 2000	ITA (Riccione)	12 APR 2018	8:03.38
YOSHIDA Keisuke	JPN	17 APR 2000	JPN (Tokyo)	7 APR 2018	8:03.92
GIL CORBACHO Marcos	ESP	29 JAN 2000	ESP (Mairena del Aljarafe)	11 JUL 2018	8:04.71
GEORGAKOPOULOS Andreas	GRE	9 SEP 2000	FIN (Helsinki)	7 JUL 2018	8:04.75
KOZIEJKO Bartlomiej	POL	28 FEB 2000	POL (Lodz)	27 MAY 2018	8:05.46
CAMBLONG Tommy-Lee	FRA	7 JUL 2001	FRA (St-Raphael)	26 MAY 2018	8:07.10
SCHMIDT Aaron	GER	11 MAY 2000	GER (Berlin)	30 MAY 2018	8:08.10
LOPES Jose	POR	16 OCT 2000	POR (Oeiras)	29 JUL 2018	8:09.11
BARAO William	USA	17 MAR 2001	USA (East Meadow)	6 AUG 2017	8:09.38
PAGE Advait	IND	16 NOV 2001	SGP (Singapore)	20 JUN 2018	8:10.22
YANCHEV Yordan	BUL	30 AUG 2001	FIN (Helsinki)	7 JUL 2018	8:10.36
MORALES RESTREPO Juan Manuel	COL	5 DEC 2000	CHI (Santiago)	1 OCT 2017	8:11.14
FREEMAN James Samuel	BOT	28 MAR 2001	ALG (Alger)	24 APR 2018	8:11.30
HAFNAOUI Ahmed Ayoub	TUN	4 DEC 2002	ALG (Alger)	22 JUL 2018	8:11.57
LACANSKI Boris	SRB	5 NOV 2002	ITA (Lignano)	28 APR 2018	8:13.36
SANTO Filipe	POR	15 DEC 2000	POR (Funchal)	22 MAR 2018	8:15.16
KURACHKIN Kanstantsin	BLR	10 MAY 2000	FIN (Helsinki)	7 JUL 2018	8:16.77
SETIN SARTORI Murilo	BRA	18 MAY 2002	BRA (Rio de Janeiro)	18 APR 2018	8:20.07
PETCHAKUL Sarith	THA	25 OCT 2001	SGP (Singapore)	20 JUN 2018	8:28.93
NDIAYE Amadou	SEN	28 APR 2001		24 JUL 2018	8:40.61
MACPHERSON Murray	MAW	12 JUL 2002			9:37.38

REVISED Event numbers have been revised



Medallists

Medal	Name	NOC
GOLD	NGUYEN Huy Hoang	VIE - Vietnam
SILVER	YOSHIDA Keisuke	JPN - Japan
BRONZE	DE TULLIO Marco	ITA - Italy



Results

Event Number 26

Rank	Lane	Name	NOC Code		R.T.	Time	Time Behind
1	6	NGUYEN Huy Hoang	VIE		0.75	7:50.20	
50m (7) 28.02	100m (7) 57.86	150m (3) 1:27.54	200m (3) 1:57.39	250m (2) 2:27.14	300m (3) 2:57.13	350m (3) 3:26.96	400m (3) 3:57.13
	29.84	29.68	29.85	29.75	29.99	29.83	30.17
450m (2) 4:26.52	500m (2) 4:56.18	550m (1) 5:25.28	600m (1) 5:54.64	650m (1) 6:23.45	700m (1) 6:52.73	750m (1) 7:21.44	
29.39	29.66	29.10	29.36	28.81	29.28	28.71	28.76
2	8	YOSHIDA Keisuke	JPN		0.77	7:53.85	3.65
50m (1) 26.86	100m (1) 56.72	150m (1) 1:26.28	200m (1) 1:56.55	250m (1) 2:26.30	300m (1) 2:56.52	350m (1) 3:26.17	400m (1) 3:56.19
	29.86	29.56	30.27	29.75	30.22	29.65	30.02
450m (1) 4:25.93	500m (1) 4:55.81	550m (2) 5:25.52	600m (2) 5:55.18	650m (2) 6:24.43	700m (2) 6:53.92	750m (2) 7:24.05	
29.74	29.88	29.71	29.60	29.31	29.49	30.13	29.80
3	1	DE TULLIO Marco	ITA		0.74	7:55.81	5.61
50m (4) 27.55	100m (4) 57.46	150m (1) 1:28.33	200m (8) 1:58.70	250m (7) 2:28.99	300m (6) 2:59.25	350m (6) 3:29.81	400m (4) 3:59.64
	29.91	30.87	30.37	30.29	30.26	30.56	29.83
450m (4) 4:29.53	500m (4) 4:59.20	550m (4) 5:29.64	600m (4) 5:59.18	650m (4) 6:28.58	700m (4) 6:58.86	750m (4) 7:28.25	
29.89	29.67	30.44	29.54	30.40	29.28	29.39	27.56
4	4	KALMAR Akos	HUN		0.82	7:56.43	6.23
50m (6) 27.74	100m (2) 57.23	150m (2) 1:27.42	200m (2) 1:57.21	250m (3) 2:27.32	300m (2) 2:56.89	350m (2) 3:26.86	400m (2) 3:56.75
	29.49	30.19	29.79	30.11	29.57	29.97	29.89
450m (3) 4:26.67	500m (3) 4:56.57	550m (3) 5:26.53	600m (3) 5:56.52	650m (3) 6:27.08	700m (3) 6:57.35	750m (3) 7:27.69	
29.92	29.90	29.96	29.99	30.56	30.27	30.34	28.74
5	5	BEAUGRAND Paul	FRA		0.73	8:01.93	11.73
50m (5) 27.70	100m (6) 57.61	150m (6) 1:28.00	200m (4) 1:57.98	250m (4) 2:28.49	300m (5) 2:58.94	350m (5) 3:29.74	400m (6) 4:00.40
	29.91	30.39	29.98	30.51	30.45	30.80	30.66
450m (6) 4:31.10	500m (6) 5:01.39	550m (6) 5:31.86	600m (5) 6:02.26	650m (5) 6:32.86	700m (5) 7:03.24	750m (5) 7:33.77	
30.70	30.29	30.47	30.40	30.60	30.38	30.53	28.16
6	3	CALLONI Johannes	ITA		0.80	8:03.30	13.10
50m (8) 28.26	100m (8) 57.95	150m (8) 1:28.45	200m (7) 1:58.62	250m (8) 2:29.28	300m (8) 2:59.78	350m (8) 3:30.43	400m (7) 4:00.81
	29.69	30.50	30.17	30.66	30.50	30.65	30.38
450m (7) 4:31.31	500m (7) 5:01.51	550m (7) 5:32.09	600m (6) 6:02.47	650m (7) 6:33.51	700m (6) 7:04.21	750m (6) 7:34.32	
30.50	30.20	30.58	30.38	31.04	30.70	30.11	29.98
7	2	REID Zac	NZL		0.72	8:05.27	15.07
50m (2) 27.33	100m (3) 57.33	150m (5) 1:27.92	200m (5) 1:58.11	250m (5) 2:28.60	300m (4) 2:58.85	350m (4) 3:29.39	400m (5) 3:59.68
	30.00	30.59	30.19	30.49	30.25	30.54	30.29
450m (5) 4:30.27	500m (5) 5:00.69	550m (5) 5:31.75	600m (7) 6:02.48	650m (6) 6:33.43	700m (7) 7:04.41	750m (7) 7:35.67	
30.59	30.42	31.06	30.73	30.95	30.98	31.26	29.60
8	7	JULIA TOUS Ferran	ESP		0.66	8:09.92	19.72
50m (3) 27.40	100m (5) 57.59	150m (4) 1:27.81	200m (6) 1:58.46	250m (6) 2:28.70	300m (7) 2:59.71	350m (7) 3:30.32	400m (8) 4:01.79
	30.19	30.22	30.65	30.24	31.01	30.61	31.47
450m (8) 4:32.33	500m (8) 5:03.86	550m (8) 5:34.74	600m (8) 6:06.32	650m (8) 6:37.55	700m (8) 7:09.19	750m (8) 7:40.10	
30.54	31.53	30.88	31.58	31.23	31.64	30.91	29.82

Legend:
R.T. Reaction Time



Entry List by Event

As of FRI 5 OCT 2018

Event Number 16

REVISED
 5 OCT 12:08

 Number of entries: **28**

Name	NOC Code	Date of Birth	Location of Qualification	Date of Qualification	Qualifying Time
KOLESNIKOV Kliment	RUS	9 JUL 2000	RUS (Moscow)	20 APR 2018	24.46
WANG Guanbin	CHN	2 MAY 2000	CHN (Taiyuan)	13 APR 2018	25.44
CECCON Thomas	ITA	27 JAN 2001	FIN (Helsinki)	7 JUL 2018	25.45
SEELIGER Bjoern	SWE	11 JAN 2000	FIN (Helsinki)	7 JUL 2018	25.45
HVAS Tomoe	NOR	1 JUN 2000	NOR (Oslo)	14 JUL 2018	25.55
SIMONS Kenzo	NED	13 APR 2001	FIN (Helsinki)	7 JUL 2018	25.65
MILAK Kristof	HUN	20 FEB 2000	HUN (Hodmezovasarhely)	24 MAY 2017	25.93
KIRBY Jack	BAR	24 JUL 2000	COL (Barranquilla)	25 JUL 2018	26.07
ARDJOUNE Abdellah	ALG	21 FEB 2001	USA (Indianapolis)	25 AUG 2017	26.10
SOMERSET Sebastian	CAN	15 JAN 2001	CAN (Montreal)	7 APR 2018	26.14
ZOMBORI Gabor	HUN	8 OCT 2002	FIN (Helsinki)	7 JUL 2018	26.15
MIGLBAUER Marvin	AUT	12 MAY 2002	AUT (Kapfenberg)	29 JUL 2018	26.16
CHUANG Mu-Lun	TPE	6 FEB 2001	TPE (Taipei)	25 APR 2018	26.26
NATARAJ Srihari	IND	16 JAN 2001	IND (PUNE)	26 JUN 2018	26.31
BLACKBURN Lewis	AUS	8 FEB 2000	AUS (Gold Coast)	3 MAR 2018	26.38
CRUZ ZUNIGA Guillermo Ruben	MEX	20 MAY 2000	MEX (Monterrey)	4 MAY 2017	26.50
PEIRIS Akalanka	SRI	11 JAN 2000	UZB (Tashkent)	9 SEP 2017	26.54
DUVENHAGE Hendrik Petrus	RSA	10 JUL 2001	RSA (Durban)	24 MAR 2018	26.57
MARTOS BACARIZO Manuel	ESP	31 OCT 2000	ESP (Malaga)	11 APR 2018	26.58
TAUTKUS Alanas	LTU	26 JUN 2000	FIN (Helsinki)	7 JUL 2018	26.62
PAVLIDI Arijus	LTU	8 APR 2002	MAS (Kuala Lumpur)	3 MAY 2018	26.65
RINCON VELASCO Anthony	COL	20 APR 2001	CAN (Edmonton)	21 JUL 2018	26.66
KALLSTROM Roni	FIN	18 MAY 2001	FIN (Helsinki)	7 JUL 2018	26.81
HARDER Ethan	USA	25 JUN 2000	USA (Indianapolis)	29 JUN 2017	26.88
KARLSSON Brynjolfur Oli	ISL	24 JUL 2001	ISL (Reykjavik)	9 APR 2017	27.51
OHUAFI Finau	TGA	25 JAN 2001	FIJ (Suva)	6 MAY 2018	28.80
AITU Bede	COK	11 OCT 2001		27 JUN 2018	29.12
MHINI Dennis Hamisi	TAN	10 AUG 2001	USA (Indianapolis)	25 AUG 2017	30.60

REVISED Event numbers have been revised



Medallists

Medal	Name	NOC
GOLD	KOLESNIKOV Kliment	RUS - Russian Federation
SILVER	CECCON Thomas	ITA - Italy
BRONZE	HVAS Tomoe	NOR - Norway



Results

Event Number 16

Rank	Lane	Name	NOC Code	R.T.	Time	Time Behind
1	4	KOLESNIKOV Kliment	RUS	0.67	24.40	
2	6	CECCON Thomas	ITA	0.66	25.27	0.87
3	5	HVAS Tomoe	NOR	0.57	25.28	0.88
4	2	WANG Guanbin	CHN	0.55	25.83	1.43
5	1	BLACKBURN Lewis	AUS	0.61	25.99	1.59
6	3	SIMONS Kenzo	NED	0.61	26.26	1.86
7	8	CRUZ ZUNIGA Guillermo Ruben	MEX	0.56	26.56	2.16
8	7	ZOMBORI Gabor	HUN	0.64	26.63	2.23

Legend:

R.T. Reaction Time



Results Summary

Event Number 16

Rank	Heat	Lane	Name	Date of Birth	NOC Code	R.T.	Time	Time Behind
1	2	4	KOLESNIKOV Kliment	9 JUL 2000	RUS	0.65	24.56	Q
2	2	5	HVAS Tomoe	1 JUN 2000	NOR	0.59	25.12	0.56 Q
3	2	1	SIMONS Kenzo	13 APR 2001	NED	0.61	25.81	1.25 Q
4	1	5	CECCON Thomas	27 JAN 2001	ITA	0.68	25.98	1.42 Q
5	1	4	WANG Guanbin	2 MAY 2000	CHN	0.61	26.05	1.49 Q
6	1	1	ZOMBORI Gabor	8 OCT 2002	HUN	0.66	26.10	1.54 Q
7	1	3	BLACKBURN Lewis	8 FEB 2000	AUS	0.61	26.17	1.61 Q
8	1	2	CRUZ ZUNIGA GR	20 MAY 2000	MEX	0.59	26.20	1.64 Q
9	2	3	RINCON VELASCO Anthony	20 APR 2001	COL	0.54	26.33	1.77
10	2	2	PEIRIS Akalanka	11 JAN 2000	SRI	0.55	26.36	1.80
11	2	6	SOMERSET Sebastian	15 JAN 2001	CAN	0.57	26.45	1.89
12	2	7	CHUANG Mu-Lun	6 FEB 2001	TPE	0.65	26.59	2.03
13	1	7	ARDJOUNE Abdellah	21 FEB 2001	ALG	0.66	26.64	2.08
14	1	8	KIRBY Jack	24 JUL 2000	BAR	0.78	26.77	2.21
15	1	6	KALLSTROM Roni	18 MAY 2001	FIN	0.53	26.79	2.23
16	2	8	PAVLIDI Arijus	8 APR 2002	LTU	0.65	26.93	2.37

Legend:

Q Qualified for next phase

R.T. Reaction Time



Results Summary

Event Number 16

Rank	Heat	Lane	Name	Date of Birth	NOC Code	R.T.	Time	Time Behind
1	4	4	KOLESNIKOV Kliment	9 JUL 2000	RUS	0.63	24.74	Q
2	3	4	WANG Guanbin	2 MAY 2000	CHN	0.57	25.93	1.19 Q
3	4	5	HVAS Tomoe	1 JUN 2000	NOR	0.63	26.14	1.40 Q
4	2	4	CECCON Thomas	27 JAN 2001	ITA	0.69	26.24	1.50 Q
5	3	1	RINCON VELASCO Anthony	20 APR 2001	COL	0.56	26.27	1.53 Q
6	4	2	BLACKBURN Lewis	8 FEB 2000	AUS	0.63	26.29	1.55 Q
7	3	3	SOMERSET Sebastian	15 JAN 2001	CAN	0.58	26.30	1.56 Q
8	2	1	KALLSTROM Roni	18 MAY 2001	FIN	0.55	26.32	1.58 Q
9	2	2	PEIRIS Akalanka	11 JAN 2000	SRI	0.54	26.33	1.59 Q
10	3	2	CRUZ ZUNIGA GR	20 MAY 2000	MEX	0.62	26.35	1.61 Q
11	3	6	CHUANG Mu-Lun	6 FEB 2001	TPE	0.63	26.38	1.64 Q
11	4	3	ARDJOUNE Abdellah	21 FEB 2001	ALG	0.62	26.38	1.64 Q
13	3	5	SIMONS Kenzo	13 APR 2001	NED	0.60	26.41	1.67 Q
14	2	3	ZOMBORI Gabor	8 OCT 2002	HUN	0.65	26.44	1.70 Q
15	4	1	PAVLIDI Arijus	8 APR 2002	LTU	0.67	26.46	1.72 Q
16	2	5	KIRBY Jack	24 JUL 2000	BAR	0.54	26.48	1.74 Q
17	4	6	MIGLBAUER Marvin	12 MAY 2002	AUT	0.64	26.50	1.76
18	2	6	NATARAJ Srihari	16 JAN 2001	IND	0.60	26.55	1.81
19	2	7	TAUTKUS Alanas	26 JUN 2000	LTU	0.58	26.63	1.89
20	4	8	HARDER Ethan	25 JUN 2000	USA	0.57	26.84	2.10
21	4	7	DUVENHAGE Hendrik Petrus	10 JUL 2001	RSA	0.63	26.97	2.23
22	3	7	MARTOS BACARIZO Manuel	31 OCT 2000	ESP	0.56	27.07	2.33
23	3	8	KARLSSON Brynjolfur Oli	24 JUL 2001	ISL	0.61	28.09	3.35
24	1	5	AITU Bede	11 OCT 2001	COK	0.57	28.90	4.16
25	1	4	OHUAFI Finau	25 JAN 2001	TGA	0.61	29.26	4.52
26	1	3	MHINI Dennis Hamisi	10 AUG 2001	TAN	0.67	29.79	5.05

Legend:
Q Qualified for next phase R.T. Reaction Time


Entry List by Event

As of FRI 5 OCT 2018

Event Number 3
REVISED
 5 OCT 12:06

 Number of entries: **28**

Name	NOC Code	Date of Birth	Location of Qualification	Date of Qualification	Qualifying Time
KOLESNIKOV Kliment	RUS	9 JUL 2000	RUS (Moscow)	23 APR 2018	52.97
MARTIN Daniel Cristian	ROU	5 OCT 2000	FIN (Helsinki)	5 JUL 2018	53.52
CECCON Thomas	ITA	27 JAN 2001	ITA (Riccione)	11 APR 2018	53.94
MILAK Kristof	HUN	20 FEB 2000	FIN (Helsinki)	4 JUL 2018	54.67
WANG Guanbin	CHN	2 MAY 2000	CHN (Taiyuan)	13 APR 2018	54.74
ZOMBORI Gabor	HUN	8 OCT 2002	FIN (Helsinki)	5 JUL 2018	55.30
MARTOS BACARIZO Manuel	ESP	31 OCT 2000	ESP (Malaga)	8 APR 2018	55.88
ARDJOUNE Abdellah	ALG	21 FEB 2001	USA (Indianapolis)	23 AUG 2017	55.89
SOMERSET Sebastian	CAN	15 JAN 2001	CAN (Montreal)	6 APR 2018	56.02
SEELIGER Bjoern	SWE	11 JAN 2000	SWE (Stockholm)	7 APR 2018	56.05
KIRBY Jack	BAR	24 JUL 2000	COL (Barranquilla)	25 JUL 2018	56.19
BLACKBURN Lewis	AUS	8 FEB 2000	AUS (Sydney)	26 APR 2018	56.28
CHUANG Mu-Lun	TPE	6 FEB 2001	TPE (Taipei)	25 APR 2018	56.38
NATARAJ Srihari	IND	16 JAN 2001	IND (Pune)	24 JUN 2018	56.41
HARDER Ethan	USA	25 JUN 2000	USA (East Meadow)	28 JUL 2018	56.53
SWINBURN Stuart	AUS	23 JUN 2001	AUS (Gold Coast)	28 FEB 2018	56.65
MIGLBAUER Marvin	AUT	12 MAY 2002	AUT (Kapfenberg)	28 JUL 2018	56.67
TAUTKUS Alanas	LTU	26 JUN 2000	FIN (Helsinki)	4 JUL 2018	56.67
HVAS Tomoe	NOR	1 JUN 2000	SWE (Trondheim)	11 JUL 2017	56.93
PEIRIS Akalanka	SRI	11 JAN 2000	UZB (Tashkent)	11 SEP 2017	56.99
KALLSTROM Roni	FIN	18 MAY 2001	FIN (Helsinki)	8 JUL 2018	57.32
DUVENHAGE Hendrik Petrus	RSA	10 JUL 2001	RSA (Port Elizabeth)	23 APR 2018	57.64
EL GHAZIRI Ramy	LBN	18 FEB 2003	CAN (Winnipeg)	28 JUL 2018	57.73
STSEGLOV Ivan	EST	8 JUL 2000	BLR (Brest)	2 FEB 2018	57.77
CRUZ ZUNIGA Guillermo Ruben	MEX	20 MAY 2000	MEX (Monterrey)	5 MAY 2017	57.78
MOK Marcus	HKG	22 JAN 2001	HKG (Hong-Kong)	14 APR 2018	57.96
MENDEZ Juan Ignacio	ARG	29 SEP 2000	ARG (Buenos Aires)	30 MAY 2018	58.38
AITU Bede	COK	11 OCT 2001		26 JUN 2018	1:02.46

REVISED Event numbers have been revised



Medallists

Medal	Name	NOC
GOLD	KOLESNIKOV Kliment	RUS - Russian Federation
SILVER	MARTIN Daniel Cristian	ROU - Romania
BRONZE	CECCON Thomas	ITA - Italy



Results

Event Number 3

Rank	Lane	Name	NOC Code	R.T.	50m	Time	Time Behind
1	4	KOLESNIKOV Kliment	RUS	0.62	(2) 25.91	53.26 27.35	
2	5	MARTIN Daniel Cristian	ROU	0.56	(1) 25.65	53.59 27.94	0.33
3	3	CECCON Thomas	ITA	0.68	(3) 26.64	53.65 27.01	0.39
4	6	WANG Guanbin	CHN	0.59	(4) 26.70	55.33 28.63	2.07
5	7	MARTOS BACARIZO Manuel	ESP	0.54	(6) 27.14	55.83 28.69	2.57
6	8	NATARAJ Srihari	IND	0.59	(5) 26.99	56.12 29.13	2.86
7	2	ZOMBORI Gabor	HUN	0.66	(7) 27.39	56.21 28.82	2.95
8	1	BLACKBURN Lewis	AUS	0.66	(8) 27.70	56.23 28.53	2.97

Legend:

R.T. Reaction Time



Results Summary

Event Number 3

Rank	Heat	Lane	Name	Date of Birth	NOC Code	R.T.	50m	Time	Time Behind
1	2	4	KOLESNIKOV Kliment	9 JUL 2000	RUS	0.67	26.46	53.80 27.34	Q
2	1	4	MARTIN Daniel Cristian	5 OCT 2000	ROU	0.54	25.93	54.08 28.15	0.28 Q
3	1	5	HVAS Tomoe	1 JUN 2000	NOR	0.59	26.60	54.93 28.33	1.13 Q
4	2	5	CECCON Thomas	27 JAN 2001	ITA	0.67	26.23	55.48 29.25	1.68 Q
5	2	3	WANG Guanbin	2 MAY 2000	CHN	0.57	26.95	55.77 28.82	1.97 Q
6	1	6	ZOMBORI Gabor	8 OCT 2002	HUN	0.64	27.12	56.19 29.07	2.39 Q
7	1	3	MARTOS BACARIZO Manuel	31 OCT 2000	ESP	0.55	27.52	56.20 28.68	2.40 Q
8	2	6	BLACKBURN Lewis	8 FEB 2000	AUS	0.62	27.49	56.27 28.78	2.47 Q
9	2	2	NATARAJ Srihari	16 JAN 2001	IND	0.61	27.48	56.48 29.00	2.68
10	2	7	TAUTKUS Alanas	26 JUN 2000	LTU	0.59	27.58	56.49 28.91	2.69
11	2	8	KIRBY Jack	24 JUL 2000	BAR	0.54	27.20	56.67 29.47	2.87
12	1	1	CHUANG Mu-Lun	6 FEB 2001	TPE	0.63	28.06	56.82 28.76	3.02
13	1	2	HARDER Ethan	25 JUN 2000	USA	0.57	27.90	56.83 28.93	3.03
14	2	1	ARDJOUNE Abdellah	21 FEB 2001	ALG	0.65	27.76	56.86 29.10	3.06
15	1	7	SOMERSET Sebastian	15 JAN 2001	CAN	0.60	27.06	56.98 29.92	3.18
16	1	8	PEIRIS Akalanka	11 JAN 2000	SRI	0.55	27.45	57.35 29.90	3.55

Legend:

Q Qualified for next phase

R.T. Reaction Time



Results Summary

Event Number 3

Rank	Heat	Lane	Name	Date of Birth	NOC Code	R.T.	50m	Time	Time Behind
1	4	4	KOLESNIKOV Kliment	9 JUL 2000	RUS	0.64	26.60	54.26 27.66	Q
2	3	4	MARTIN Daniel Cristian	5 OCT 2000	ROU	0.56	26.13	54.46 28.33	0.20 Q
3	2	4	CECCON Thomas	27 JAN 2001	ITA	0.68	26.66	55.33 28.67	1.07 Q
4	2	7	HVAS Tomoe	1 JUN 2000	NOR	0.56	26.29	55.64 29.35	1.38 Q
5	4	5	WANG Guanbin	2 MAY 2000	CHN	0.61	27.16	56.01 28.85	1.75 Q
6	2	5	MARTOS BACARIZO Manuel	31 OCT 2000	ESP	0.54	27.41	56.03 28.62	1.77 Q
7	3	6	BLACKBURN Lewis	8 FEB 2000	AUS	0.63	27.40	56.24 28.84	1.98 Q
8	3	5	ZOMBORI Gabor	8 OCT 2002	HUN	0.66	27.38	56.46 29.08	2.20 Q
9	4	2	NATARAJ Srihari	16 JAN 2001	IND	0.65	28.02	56.75 28.73	2.49 Q
10	3	2	HARDER Ethan	25 JUN 2000	USA	0.54	27.83	56.80 28.97	2.54 Q
11	4	7	TAUTKUS Alanas	26 JUN 2000	LTU	0.56	27.64	56.81 29.17	2.55 Q
12	3	3	SOMERSET Sebastian	15 JAN 2001	CAN	0.58	27.81	56.84 29.03	2.58 Q
13	4	3	ARDJOUNE Abdellah	21 FEB 2001	ALG	0.64	27.58	56.93 29.35	2.67 Q
14	2	6	CHUANG Mu-Lun	6 FEB 2001	TPE	0.66	27.78	56.94 29.16	2.68 Q
15	4	6	KIRBY Jack	24 JUL 2000	BAR	0.53	27.44	57.03 29.59	2.77 Q
16	4	1	PEIRIS Akalanka	11 JAN 2000	SRI	0.56	27.78	57.34 29.56	3.08 Q
17	2	2	SWINBURN Stuart	23 JUN 2001	AUS	0.59	28.50	57.46 28.96	3.20
18	3	8	STSEGLOV Ivan	8 JUL 2000	EST	0.56	27.57	57.57 30.00	3.31
19	3	1	KALLSTROM Roni	18 MAY 2001	FIN	0.58	28.07	57.65 29.58	3.39
20	3	7	MIGLBAUER Marvin	12 MAY 2002	AUT	0.65	27.97	57.84 29.87	3.58
21	4	8	EL GHAZIRI Ramy	18 FEB 2003	LBN	0.59	27.68	58.27 30.59	4.01
22	2	1	DUVENHAGE Hendrik Petrus	10 JUL 2001	RSA	0.65	27.78	58.31 30.53	4.05
23	1	4	CRUZ ZUNIGA GR	20 MAY 2000	MEX	0.60	28.56	58.40 29.84	4.14
24	1	5	MOK Marcus	22 JAN 2001	HKG	0.60	28.29	58.63 30.34	4.37
25	1	3	AITU Bede	11 OCT 2001	COK	0.62	30.57	1:03.49 32.92	9.23
	2	3	SEELIGER Bjoern	11 JAN 2000	SWE			DNS	

Legend:
Q Qualified for next phase R.T. Reaction Time



Entry List by Event

As of FRI 5 OCT 2018


Event Number 32

REVISED
 5 OCT 12:09

 Number of entries: **25**

Name	NOC Code	Date of Birth	Location of Qualification	Date of Qualification	Qualifying Time
KOLESNIKOV Kliment	RUS	9 JUL 2000	HUN (Budapest)	28 JUL 2017	1:55.14
MARTIN Daniel Cristian	ROU	5 OCT 2000	FIN (Helsinki)	7 JUL 2018	1:58.37
ZOMBORI Gabor	HUN	8 OCT 2002	FIN (Helsinki)	7 JUL 2018	1:59.87
HARDER Ethan	USA	25 JUN 2000	USA (East Meadow)	9 AUG 2017	2:00.12
SOMERSET Sebastian	CAN	15 JAN 2001	CAN (Montreal)	5 APR 2018	2:00.12
MARTOS BACARIZO Manuel	ESP	31 OCT 2000	ESP (Malaga)	9 APR 2018	2:00.16
WANG Guanbin	CHN	2 MAY 2000	CHN (Ganzhou)	22 JUN 2018	2:00.23
SWINBURN Stuart	AUS	23 JUN 2001	AUS (Sydney)	26 APR 2018	2:01.34
JOHNSON Jake	USA	29 FEB 2000	USA (East Meadow)	9 AUG 2017	2:01.94
PAVLIDI Arijus	LTU	8 APR 2002	FIN (Helsinki)	6 JUL 2018	2:02.39
ARDJOUNE Abdellah	ALG	21 FEB 2001	USA (Indianapolis)	28 AUG 2017	2:03.01
STSEGLOV Ivan	EST	8 JUL 2000	BLR (Brest)	3 MAY 2018	2:03.01
NATARAJ Srihari	IND	16 JAN 2001	IND (Pune)	27 JUN 2018	2:03.17
TANGKAS Farrel Armandio	INA	22 DEC 2001	SGP (Singapore)	21 JUN 2018	2:03.60
BLACKBURN Lewis	AUS	8 FEB 2000	AUS (Sydney)	25 APR 2018	2:03.97
RINCON VELASCO Anthony	COL	20 APR 2001	CAN (Edmonton)	21 JUL 2018	2:04.31
TAUTKUS Alanas	LTU	26 JUN 2000	FIN (Helsinki)	6 JUL 2018	2:04.92
CHUANG Mu-Lun	TPE	6 FEB 2001	TPE (Taipei)	25 APR 2018	2:05.23
MENDEZ Juan Ignacio	ARG	29 SEP 2000	ARG (Buenos Aires)	31 MAY 2018	2:05.27
MOK Marcus	HKG	22 JAN 2001	HKG (Hong-Kong)	15 APR 2018	2:06.75
LAHODA Jakub	CZE	10 MAR 2000	CZE (Prague)	14 JUL 2018	2:07.30
DUVENHAGE Hendrik Petrus	RSA	10 JUL 2001	RSA (Durban)	25 MAR 2018	2:07.47
MIGLBAUER Marvin	AUT	12 MAY 2002	AUT (Kapfenberg)	27 JUL 2018	2:07.71
KALLSTROM Roni	FIN	18 MAY 2001	FIN (Helsinki)	6 JUL 2018	2:08.35
KARLSSON Brynjolfur Oli	ISL	24 JUL 2001	ISL (Reykjavik)	20 APR 2018	2:09.38

REVISED Event numbers have been revised



Medallists

Medal	Name	NOC
GOLD	KOLESNIKOV Kliment	RUS - Russian Federation
SILVER	MARTIN Daniel Cristian	ROU - Romania
BRONZE	MARTOS BACARIZO Manuel	ESP - Spain



Results

Event Number 32

Rank	Lane	Name	NOC Code	R.T.	50m	100m	150m	Time	Time Behind
1	4	KOLESNIKOV Kliment	RUS	0.67	(1) 27.48	(1) 56.57 29.09	(1) 1:26.55 29.98	1:56.14 29.59	
2	5	MARTIN Daniel Cristian	ROU	0.62	(2) 27.75	(2) 57.82 30.07	(2) 1:27.63 29.81	1:58.20 30.57	2.06
3	3	MARTOS BACARIZO Manuel	ESP	0.53	(4) 28.06	(3) 58.10 30.04	(3) 1:29.07 30.97	1:59.37 30.30	3.23
4	6	HARDER Ethan	USA	0.55	(5) 28.21	(4) 58.53 30.32	(4) 1:29.15 30.62	1:59.79 30.64	3.65
5	2	CHUANG Mu-Lun	TPE	0.63	(7) 28.92	(5) 59.21 30.29	(6) 1:30.69 31.48	2:01.64 30.95	5.50
6	1	PAVLIDI Arijus	LTU	0.67	(8) 29.06	(7) 59.69 30.63	(8) 1:31.27 31.58	2:02.32 31.05	6.18
7	8	RINCON VELASCO Anthony	COL	0.56	(6) 28.40	(8) 59.70 31.30	(7) 1:30.95 31.25	2:02.48 31.53	6.34
8	7	STSEGLOV Ivan	EST	0.55	(3) 28.03	(6) 59.43 31.40	(5) 1:30.59 31.16	2:02.63 32.04	6.49

Legend:

R.T. Reaction Time



Results Summary

Event Number 32

Rank	Heat	Lane	Name	Date of Birth	NOC Code	R.T.	50m	100m	150m	Time	Time Behind
1	3	4	KOLESNIKOV Kliment	9 JUL 2000	RUS	0.68	28.08	57.57 29.49	1:28.79 31.22	1:59.86 31.07	Q
2	2	4	MARTIN Daniel Cristian	5 OCT 2000	ROU	0.58	28.36	58.59 30.23	1:29.63 31.04	2:00.15 30.52	0.29 Q
3	1	5	MARTOS BACARIZO Manuel	31 OCT 2000	ESP	0.55	28.25	58.38 30.13	1:29.23 30.85	2:00.21 30.98	0.35 Q
4	3	5	HARDER Ethan	25 JUN 2000	USA	0.59	28.58	58.81 30.23	1:29.95 31.14	2:01.07 31.12	1.21 Q
5	2	7	CHUANG Mu-Lun	6 FEB 2001	TPE	0.66	28.63	59.51 30.88	1:30.28 30.77	2:01.60 31.32	1.74 Q
6	2	6	STSEGLOV Ivan	8 JUL 2000	EST	0.54	28.48	59.18 30.70	1:30.32 31.14	2:01.69 31.37	1.83 Q
7	1	3	PAVLIDI Arijus	8 APR 2002	LTU	0.69	28.82	59.63 30.81	1:30.97 31.34	2:02.11 31.14	2.25 Q
8	1	2	RINCON VELASCO Anthony	20 APR 2001	COL	0.56	28.85	59.54 30.69	1:30.90 31.36	2:02.16 31.26	2.30 Q
9	1	4	ZOMBORI Gabor	8 OCT 2002	HUN	0.63	28.35	59.83 31.48	1:31.73 31.90	2:03.04 31.31	3.18
10	1	7	MENDEZ Juan Ignacio	29 SEP 2000	ARG	0.58	28.67	1:00.19 31.52	1:30.96 30.77	2:03.08 32.12	3.22
11	2	3	SWINBURN Stuart	23 JUN 2001	AUS	0.58	28.85	1:00.00 31.15	1:32.00 32.00	2:03.95 31.95	4.09
12	3	3	WANG Guanbin	2 MAY 2000	CHN	0.63	29.06	1:00.27 31.21	1:32.70 32.43	2:04.18 31.48	4.32
13	1	6	NATARAJ Srihari	16 JAN 2001	IND	0.61	28.36	59.96 31.60	1:32.25 32.29	2:04.80 32.55	4.94
14	3	6	ARDJOUNE Abdellah	21 FEB 2001	ALG	0.67	28.69	1:00.22 31.53	1:32.40 32.18	2:04.91 32.51	5.05
15	3	2	TANGKAS Farrel Armandio	22 DEC 2001	INA	0.56	29.84	1:00.68 30.84	1:33.39 32.71	2:05.06 31.67	5.20
16	2	5	SOMERSET Sebastian	15 JAN 2001	CAN	0.62	29.69	1:02.00 32.31	1:34.12 32.12	2:05.47 31.35	5.61
17	2	2	BLACKBURN Lewis	8 FEB 2000	AUS	0.64	29.32	1:01.11 31.79	1:33.88 32.77	2:05.70 31.82	5.84
18	3	7	TAUTKUS Alanas	26 JUN 2000	LTU	0.61	29.09	1:01.14 32.05	1:33.42 32.28	2:06.00 32.58	6.14
19	2	1	LAHODA Jakub	10 MAR 2000	CZE	0.66	29.67	1:01.91 32.24	1:35.17 33.26	2:07.36 32.19	7.50
20	1	1	DUVENHAGE Hendrik Petrus	10 JUL 2001	RSA	0.61	28.55	1:00.60 32.05	1:34.24 33.64	2:07.76 33.52	7.90
21	2	8	KALLSTROM Roni	18 MAY 2001	FIN	0.62	29.30	1:01.58 32.28	1:33.47 31.89	2:07.80 34.33	7.94
22	3	8	MIGLBAUER Marvin	12 MAY 2002	AUT	0.66	29.26	1:02.43 33.17	1:36.28 33.85	2:10.99 34.71	11.13
23	3	1	MOK Marcus	22 JAN 2001	HKG	0.65	30.66	1:03.75 33.09	1:37.73 33.98	2:11.14 33.41	11.28
24	1	8	KARLSSON Brynjolfur Oli	24 JUL 2001	ISL	0.50	29.58	1:02.62 33.04	1:36.11 33.49	2:11.33 35.22	11.47

Legend:

Q Qualified for next phase

R.T. Reaction Time



Entry List by Event

As of FRI 5 OCT 2018


Event Number 30

REVISED
 5 OCT 12:09

 Number of entries: **35**

Name	NOC Code	Date of Birth	Location of Qualification	Date of Qualification	Qualifying Time
SUN Jiajun	CHN	1 AUG 2000	CHN (Taiyuan)	13 APR 2018	27.71
GERASIMENKO Vladislav	RUS	26 APR 2001	ITA (Lignano)	29 APR 2018	27.77
TANIGUCHI Taku	JPN	26 SEP 2001	JPN (Tokyo)	25 MAY 2018	27.84
MILANOVICH Alexander	CAN	3 APR 2002	USA (Austin)	13 JAN 2018	27.93
HOULIE Michael James	RSA	27 JUN 2000	USA (Indianapolis)	27 AUG 2017	28.11
PINHEIRO de SOUZA Vitor	BRA	1 DEC 2001	BRA (Rio de Janeiro)	19 APR 2018	28.18
RUDAVS Didzis	LAT	10 MAY 2001	FIN (Helsinki)	6 JUL 2018	28.19
DIJKSTRA Juri	NED	28 FEB 2000	FIN (Helsinki)	6 JUL 2018	28.21
GRINDHEIM Andre Klippenberg	NOR	7 APR 2000	FIN (Helsinki)	6 JUL 2018	28.31
HANAGURUMA Yu	JPN	28 JAN 2000	JPN (Tokyo)	5 APR 2018	28.34
CORBEAU Caspar	NED	3 APR 2001	FIN (Helsinki)	6 JUL 2018	28.36
KALUSOWSKI Jan	POL	12 MAR 2000	POL (Lodz)	25 MAY 2018	28.37
PETRASHOV Denis	KGZ	1 FEB 2000	RUS (Moscow)	24 APR 2018	28.56
BASTIAN Izaak	BAH	3 JAN 2001	JAM (Kingston)	2 APR 2018	28.69
SAINT-UPERY DIAZ Santiago	URU	31 OCT 2000	USA (Indianapolis)	27 AUG 2017	28.77
SIDORCHUK Aleksey	UZB	14 MAY 2002	LAT (Riga)	21 JUN 2018	28.84
BOHM Sebestyen	HUN	23 FEB 2001	ITA (Lignano Sabbiadoro)	29 APR 2018	28.88
FLIYOU Ahmed Yassine	MAR	4 OCT 2001	MAR (Marrakech)	6 MAY 2018	28.95
BOUTOUIL Samy Ahmed	MAR	3 OCT 2000	ALG (Alger)	22 JUL 2018	28.96
PUENTE BUSTAMANTE Andres Eduardo	MEX	6 MAR 2001	MEX (Tijuana)	12 APR 2018	29.01
DANG Ethan	USA	13 FEB 2002	USA (Indianapolis)	29 JUN 2017	29.12
WEEKES Luis Sebastian	BAR	10 APR 2000	COL (Barranquilla)	23 JUL 2018	29.13
GAJDOS David	SVK	16 JUN 2000	SVK (Bratislava)	24 JUN 2018	29.25
ANG Maximilian Wei	SGP	19 MAR 2001	SGP (Singapore)	14 MAR 2018	29.34
BALAMANE Moncef Aymen	ALG	9 APR 2001	FRA (Sarcelle)	9 MAR 2018	29.36
DEMIR Demirkan	TUR	15 JUN 2001	MAR (Marrakech)	6 MAY 2018	29.85
MOK Marcus	HKG	22 JAN 2001	HKG (Hong-Kong)	14 JAN 2018	29.86
GREUTER Simon Aramis	LIE	3 SEP 2002	LUX (Luxembourg)	8 JUL 2018	30.42
KALATE Leonard	PNG	6 APR 2000	PNG (Port Moresby)	28 JUN 2018	30.67
SCOTT Daniel Micaiah	GUY	1 FEB 2000		14 DEC 2017	32.88
SAINE Momodou Lamin	GAM	8 SEP 2000			36.93
AKUE Andres	GEQ	8 AUG 2001			
BARRY Omar Fadel	BUR	2 JAN 2000			
BOYENGUE Eddie Corneille	CGO	6 OCT 2001			
ROSSI Samuele	SEY	22 JAN 2001			

REVISED Event numbers have been revised



Medallists

Medal	Name	NOC
GOLD	HOULIE Michael James	RSA - South Africa
SILVER	SUN Jiajun	CHN - People's Republic of China
BRONZE	MILANOVICH Alexander	CAN - Canada



Results

Event Number 30

Rank	Lane	Name	NOC Code	R.T.	Time	Time Behind
1	4	HOULIE Michael James	RSA	0.61	27.51	
2	5	SUN Jiajun	CHN	0.65	27.85	0.34
3	3	MILANOVICH Alexander	CAN	0.73	27.87	0.36
4	6	TANIGUCHI Taku	JPN	0.62	28.20	0.69
5	1	PINHEIRO de SOUZA Vitor	BRA	0.60	28.24	0.73
6	2	GERASIMENKO Vladislav	RUS	0.60	28.36	0.85
7	7	CORBEAU Caspar	NED	0.70	28.70	1.19
7	8	PETRASHOV Denis	KGZ	0.72	28.70	1.19

Legend:

R.T. Reaction Time



Results Summary

Event Number 30

Rank	Heat	Lane	Name	Date of Birth	NOC Code	R.T.	Time	Time Behind
1	1	4	HOULIE Michael James	27 JUN 2000	RSA	0.64	27.33	Q
2	2	4	SUN Jiajun	1 AUG 2000	CHN	0.67	28.05	0.72 Q
3	2	3	MILANOVICH Alexander	3 APR 2002	CAN	0.76	28.19	0.86 Q
4	2	5	TANIGUCHI Taku	26 SEP 2001	JPN	0.64	28.22	0.89 Q
5	2	1	GERASIMENKO Vladislav	26 APR 2001	RUS	0.61	28.43	1.10 Q
6	2	2	CORBEAU Caspar	3 APR 2001	NED	0.68	28.44	1.11 Q
7	2	8	PINHEIRO de SOUZA Vitor	1 DEC 2001	BRA	0.61	28.53	1.20 Q
8	1	5	PETRASHOV Denis	1 FEB 2000	KGZ	0.74	28.62	1.29 Q
9	1	3	SAINT-UPERY DIAZ Santiago	31 OCT 2000	URU	0.64	28.76	1.43
10	1	6	DIJKSTRA Juri	28 FEB 2000	NED	0.72	28.77	1.44
11	2	7	RUDAVS Didzis	10 MAY 2001	LAT	0.66	28.89	1.56
12	2	6	GRINDHEIM AK	7 APR 2000	NOR	0.73	28.93	1.60
13	1	2	PUENTE BUSTAMANTE	6 MAR 2001	MEX	0.69	28.97	1.64
14	1	8	HANAGURUMA Yu	28 JAN 2000	JPN	0.66	29.01	1.68
15	1	1	BOUTOUIL Samy Ahmed	3 OCT 2000	MAR	0.64	29.10	1.77
16	1	7	BASTIAN Izaak	3 JAN 2001	BAH	0.63	29.35	2.02

Legend:

Q Qualified for next phase

R.T. Reaction Time



Results Summary

Event Number 30

Rank	Heat	Lane	Name	Date of Birth	NOC Code	R.T.	Time	Time Behind
1	5	4	SUN Jiajun	1 AUG 2000	CHN	0.66	27.91	Q
2	4	5	HOULIE Michael James	27 JUN 2000	RSA	0.64	27.99	0.08 Q
3	3	4	TANIGUCHI Taku	26 SEP 2001	JPN	0.66	28.28	0.37 Q
4	5	2	PETRASHOV Denis	1 FEB 2000	KGZ	0.74	28.43	0.52 Q
5	5	5	MILANOVICH Alexander	3 APR 2002	CAN	0.76	28.46	0.55 Q
6	3	2	SAINT-UPERY DIAZ Santiago	31 OCT 2000	URU	0.63	28.47	0.56 Q
7	3	3	GRINDHEIM AK	7 APR 2000	NOR	0.72	28.55	0.64 Q
8	4	3	DIJKSTRA Juri	28 FEB 2000	NED	0.71	28.79	0.88 Q
9	4	6	CORBEAU Caspar	3 APR 2001	NED	0.67	28.90	0.99 Q
10	4	1	PUENTE BUSTAMANTE	6 MAR 2001	MEX	0.70	28.95	1.04 Q
11	5	3	RUDAVS Didzis	10 MAY 2001	LAT	0.67	28.98	1.07 Q
12	4	2	BASTIAN Izaak	3 JAN 2001	BAH	0.64	29.01	1.10 Q
13	4	4	GERASIMENKO Vladislav	26 APR 2001	RUS	0.61	29.03	1.12 Q
14	5	1	BOUTOUIL Samy Ahmed	3 OCT 2000	MAR	0.65	29.12	1.21 Q
15	3	5	PINHEIRO de SOUZA Vitor	1 DEC 2001	BRA	0.63	29.16	1.25 Q
16	5	6	HANAGURUMA Yu	28 JAN 2000	JPN	0.64	29.18	1.27 Q
17	5	7	SIDORCHUK Aleksey	14 MAY 2002	UZB	0.68	29.24	1.33
18	2	3	DEMIR Demirkan	15 JUN 2001	TUR	0.62	29.25	1.34
19	2	4	BALAMANE Moncef Aymen	9 APR 2001	ALG	0.61	29.30	1.39
20	3	6	KALUSOWSKI Jan	12 MAR 2000	POL	0.64	29.40	1.49
21	3	1	DANG Ethan	13 FEB 2002	USA	0.67	29.50	1.59
22	4	7	BOHM Sebestyen	23 FEB 2001	HUN	0.65	29.57	1.66
23	3	7	FLIYOU Ahmed Yassine	4 OCT 2001	MAR	0.79	29.59	1.68
24	4	8	GAJDOS David	16 JUN 2000	SVK	0.68	29.64	1.73
25	1	6	ROSSI Samuele	22 JAN 2001	SEY	0.59	29.66	1.75
26	2	5	AL-WIR Amro Basil Issa	23 JAN 2001	JOR	0.67	29.71	1.80
27	3	8	ANG Maximillian Wei	19 MAR 2001	SGP	0.62	30.09	2.18
28	2	6	MOK Marcus	22 JAN 2001	HKG	0.69	30.37	2.46
29	2	2	GREUTER Simon Aramis	3 SEP 2002	LIE	0.73	31.13	3.22
30	2	7	KALATE Leonard	6 APR 2000	PNG	0.62	31.45	3.54
30	5	8	WEEKES Luis Sebastian	10 APR 2000	BAR	0.74	31.45	3.54
32	2	1	SCOTT Daniel Micaiah	1 FEB 2000	GUY	0.68	33.28	5.37
33	1	4	BARRY Omar Fadel	2 JAN 2000	BUR	0.72	41.81	13.90
34	1	3	AKUE Andres	8 AUG 2001	GEQ	0.85	44.81	16.90
	1	5	BOYENGUE Eddie Corneille	6 OCT 2001	CGO		DNS	
	2	8	SAINE Momodou Lamin	8 SEP 2000	GAM		DSQ	

Legend:

Q Qualified for next phase

R.T. Reaction Time



Entry List by Event

As of FRI 5 OCT 2018

Event Number 5

REVISED
5 OCT 12:07

Number of entries: 32

Name	NOC Code	Date of Birth	Location of Qualification	Date of Qualification	Qualifying Time
SUN Jiajun	CHN	1 AUG 2000	CHN (Huangshan)	14 OCT 2017	1:00.51
TANIGUCHI Taku	JPN	26 SEP 2001	JPN (Tokyo)	3 APR 2018	1:01.09
GERASIMENKO Vladislav	RUS	26 APR 2001	FIN (Helsinki)	8 JUL 2018	1:01.36
PETRASHOV Denis	KGZ	1 FEB 2000	LUX (Luxembourg)	28 JAN 2018	1:01.42
HOULIE Michael James	RSA	27 JUN 2000	USA (Indianapolis)	23 AUG 2017	1:01.49
HANAGURUMA Yu	JPN	28 JAN 2000	USA (Indianapolis)	23 AUG 2017	1:01.86
KALUSOWSKI Jan	POL	12 MAR 2000	FIN (Helsinki)	8 JUL 2018	1:02.10
CORBEAU Caspar	NED	3 APR 2001	FIN (Helsinki)	7 JUL 2018	1:02.35
PINHEIRO de SOUZA Vitor	BRA	1 DEC 2001	BRA (Rio de Janeiro)	17 APR 2018	1:02.45
DIJKSTRA Juri	NED	28 FEB 2000	FIN (Helsinki)	7 JUL 2018	1:02.58
MILANOVICH Alexander	CAN	3 APR 2002	CAN (Montreal)	8 APR 2018	1:02.82
BASTIAN Izaak	BAH	3 JAN 2001	COL (Barranquilla)	25 JUL 2018	1:02.91
PUENTE BUSTAMANTE Andres Eduardo	MEX	6 MAR 2001	MEX (Tijuana)	14 APR 2018	1:02.97
GRINDHEIM Andre Klippenberg	NOR	7 APR 2000	FIN (Helsinki)	7 JUL 2018	1:03.04
DANG Ethan	USA	13 FEB 2002	USA (Indianapolis)	8 AUG 2017	1:03.21
BOHM Sebestyen	HUN	23 FEB 2001	FIN (Helsinki)	7 JUL 2018	1:03.26
DEMIR Demirkan	TUR	15 JUN 2001	FIN (Helsinki)	7 JUL 2018	1:03.26
PHAM Thanh Bao	VIE	17 MAR 2001	VIE (Ho Chi Minh)	16 JUL 2018	1:03.39
SILINS Janis Vitauts	LAT	19 JUN 2000	LAT (Riga)	26 MAY 2018	1:03.59
BALAMANE Moncef Aymen	ALG	9 APR 2001	ALG (Alger)	22 JUL 2018	1:03.77
RUDAVS Didzis	LAT	10 MAY 2001	LAT (Riga)	26 MAY 2018	1:04.07
SAINT-UPERY DIAZ Santiago	URU	31 OCT 2000	USA (Indianapolis)	23 AUG 2017	1:04.09
ANG Maximilian Wei	SGP	19 MAR 2001	SGP (Singapore)	14 MAR 2018	1:04.22
MOK Marcus	HKG	22 JAN 2001	HKG (Hong-Kong)	15 APR 2018	1:04.38
SIDORCHUK Aleksey	UZB	14 MAY 2002	LAT (Riga)	19 JUN 2018	1:04.59
SOLIS ROSALES David	CRC	22 JAN 2001		21 JUL 2018	1:04.74
MOZE Matija	SLO	17 JAN 2000	FIN (Helsinki)	7 JUL 2018	1:04.91
WEEKES Luis Sebastian	BAR	10 APR 2000	ARU (Savaneta)	3 JUL 2018	1:05.62
GAJDOS David	SVK	16 JUN 2000	SVK (Bratislava)	26 MAY 2017	1:05.71
GREUTER Simon Aramis	LIE	3 SEP 2002	SUI (Geneva)	6 APR 2018	1:06.67
KALATE Leonard	PNG	6 APR 2000	PNG (Port Moresby)	27 JUN 2018	1:07.32
ROSSI Samuele	SEY	22 JAN 2001			

REVISED Event numbers have been revised



Medallists

Medal	Name	NOC
GOLD	SUN Jiajun	CHN - People's Republic of China
SILVER	PETRASHOV Denis	KGZ - Kyrgyzstan
BRONZE	TANIGUCHI Taku	JPN - Japan



Results

Event Number 5

Rank	Lane	Name	NOC Code	R.T.	50m	Time	Time Behind
1	5	SUN Jiajun	CHN	0.65	(2) 27.72	1:00.59 32.87	
2	3	PETRASHOV Denis	KGZ	0.74	(6) 29.04	1:01.34 32.30	0.75
3	2	TANIGUCHI Taku	JPN	0.66	(7) 29.20	1:01.40 32.20	0.81
4	6	HANAGURUMA Yu	JPN	0.82	(5) 28.86	1:01.62 32.76	1.03
5	4	HOULIE Michael James	RSA	0.64	(1) 27.43	1:01.70 34.27	1.11
6	8	CORBEAU Caspar	NED	0.66	(4) 28.51	1:01.81 33.30	1.22
7	7	GERASIMENKO Vladislav	RUS	0.61	(3) 28.50	1:02.43 33.93	1.84
8	1	KALUSOWSKI Jan	POL	0.65	(8) 29.27	1:02.69 33.42	2.10

Legend:

R.T. Reaction Time



Results Summary

Event Number 5

Rank	Heat	Lane	Name	Date of Birth	NOC Code	R.T.	50m	Time	Time Behind
1	2	4	HOULIE Michael James	27 JUN 2000	RSA	0.63	27.44	1:00.23 32.79	Q
2	1	4	SUN Jiajun	1 AUG 2000	CHN	0.64	28.18	1:00.61 32.43	0.38 Q
3	1	6	PETRASHOV Denis	1 FEB 2000	KGZ	0.72	28.58	1:01.95 33.37	1.72 Q
4	1	5	HANAGURUMA Yu	28 JAN 2000	JPN	0.68	29.57	1:01.99 32.42	1.76 Q
5	2	5	TANIGUCHI Taku	26 SEP 2001	JPN	0.64	29.23	1:02.08 32.85	1.85 Q
6	2	3	GERASIMENKO Vladislav	26 APR 2001	RUS	0.61	29.36	1:02.15 32.79	1.92 Q
7	1	3	KALUSOWSKI Jan	12 MAR 2000	POL	0.64	29.03	1:02.23 33.20	2.00 Q
8	2	6	CORBEAU Caspar	3 APR 2001	NED	0.67	28.95	1:02.29 33.34	2.06 Q
9	2	2	PHAM Thanh Bao	17 MAR 2001	VIE	0.68	30.25	1:02.52 32.27	2.29
10	1	2	PINHEIRO de SOUZA Vitor	1 DEC 2001	BRA	0.64	29.75	1:02.69 32.94	2.46
11	1	7	DIJKSTRA Juri	28 FEB 2000	NED	0.72	28.97	1:03.10 34.13	2.87
12	2	7	BOHM Sebestyen	23 FEB 2001	HUN	0.67	29.32	1:03.23 33.91	3.00
13	2	8	BALAMANE Moncef Aymen	9 APR 2001	ALG	0.61	29.20	1:03.35 34.15	3.12
14	1	8	GRINDHEIM AK	7 APR 2000	NOR	0.73	29.42	1:03.65 34.23	3.42
15	2	1	SAINT-UPERY DIAZ Santiago	31 OCT 2000	URU	0.67	29.83	1:03.84 34.01	3.61
16	1	1	DEMIR Demirkan	15 JUN 2001	TUR	0.64	30.40	1:04.05 33.65	3.82


Legend:
Q Qualified for next phase R.T. Reaction Time



Results Summary

Event Number 5

Rank	Heat	Lane	Name	Date of Birth	NOC Code	R.T.	50m	Time	Time Behind
1	3	5	HOULIE Michael James	27 JUN 2000	RSA	0.65	27.51	1:01.37 33.86	Q
2	4	4	SUN Jiajun	1 AUG 2000	CHN	0.70	28.56	1:01.43 32.87	0.06 Q
3	3	4	TANIGUCHI Taku	26 SEP 2001	JPN	0.68	28.86	1:01.68 32.82	0.31 Q
4	2	5	HANAGURUMA Yu	28 JAN 2000	JPN	0.68	29.73	1:02.22 32.49	0.85 Q
5	2	4	GERASIMENKO Vladislav	26 APR 2001	RUS	0.60	29.07	1:02.46 33.39	1.09 Q
6	4	3	KALUSOWSKI Jan	12 MAR 2000	POL	0.64	29.33	1:02.63 33.30	1.26 Q
7	3	3	CORBEAU Caspar	3 APR 2001	NED	0.70	29.73	1:02.74 33.01	1.37 Q
8	4	5	PETRASHOV Denis	1 FEB 2000	KGZ	0.75	29.45	1:02.82 33.37	1.45 Q
9	2	7	PHAM Thanh Bao	17 MAR 2001	VIE	0.69	30.01	1:02.99 32.98	1.62 Q
10	2	3	PINHEIRO de SOUZA Vitor	1 DEC 2001	BRA	0.62	29.81	1:03.18 33.37	1.81 Q
11	4	7	BOHM Sebestyen	23 FEB 2001	HUN	0.66	29.44	1:03.21 33.77	1.84 Q
12	4	6	DIJKSTRA Juri	28 FEB 2000	NED	0.72	29.66	1:03.53 33.87	2.16 Q
13	4	8	SAINT-UPERY DIAZ Santiago	31 OCT 2000	URU	0.64	29.26	1:03.55 34.29	2.18 Q
14	3	7	DEMIR Demirkan	15 JUN 2001	TUR	0.65	29.55	1:03.68 34.13	2.31 Q
15	3	1	BALAMANE Moncef Aymen	9 APR 2001	ALG	0.66	30.07	1:03.72 33.65	2.35 Q
16	3	2	GRINDHEIM AK	7 APR 2000	NOR	0.72	29.67	1:03.80 34.13	2.43 Q
17	3	6	MILANOVICH Alexander	3 APR 2002	CAN	0.82	28.64	1:03.88 35.24	2.51
18	4	1	SILINS Janis Vitauts	19 JUN 2000	LAT	0.68	29.91	1:04.06 34.15	2.69
19	3	8	ANG Maximillian Wei	19 MAR 2001	SGP	0.64	30.01	1:04.24 34.23	2.87
20	1	4	SIDORCHUK Aleksey	14 MAY 2002	UZB	0.68	29.92	1:04.31 34.39	2.94
21	2	8	MOK Marcus	22 JAN 2001	HKG	0.69	30.47	1:04.46 33.99	3.09
22	4	2	PUENTE BUSTAMANTE	6 MAR 2001	MEX	0.73	29.51	1:04.69 35.18	3.32
23	2	2	DANG Ethan	13 FEB 2002	USA	0.73	30.22	1:04.72 34.50	3.35
24	1	2	GAJDOS David	16 JUN 2000	SVK	0.72	30.80	1:04.87 34.07	3.50
25	2	1	RUDAVS Didzis	10 MAY 2001	LAT	0.70	30.94	1:04.95 34.01	3.58
26	1	3	MOZE Matija	17 JAN 2000	SLO	0.67	30.65	1:04.96 34.31	3.59
27	2	6	BASTIAN Izaak	3 JAN 2001	BAH	0.67	30.17	1:05.21 35.04	3.84
28	1	6	WEEKES Luis Sebastian	10 APR 2000	BAR	0.76	30.81	1:06.27 35.46	4.90
29	1	5	SOLIS ROSALES David	22 JAN 2001	CRC	0.69	30.99	1:06.32 35.33	4.95



Results Summary

Event Number 5

Rank	Heat	Lane	Name	Date of Birth	NOC Code	R.T.	50m	Time	Time Behind
30	1	8	ROSSI Samuele	22 JAN 2001	SEY	0.58	30.63	1:07.28 36.65	5.91
31	1	1	KALATE Leonard	6 APR 2000	PNG	0.74	32.20	1:07.53 35.33	6.16
32	1	7	GREUTER Simon Aramis	3 SEP 2002	LIE	0.74	31.25	1:08.12 36.87	6.75

Legend:

Q Qualified for next phase

R.T. Reaction Time


Entry List by Event


As of FRI 5 OCT 2018

Event Number 23
REVISED
 5 OCT 12:08

 Number of entries: **25**

Name	NOC Code	Date of Birth	Location of Qualification	Date of Qualification	Qualifying Time
HANAGURUMA Yu	JPN	28 JAN 2000	JPN (Tokyo)	6 APR 2018	2:10.88
SUN Jiajun	CHN	1 AUG 2000	CHN (Huangshan)	14 OCT 2017	2:12.09
PETRASHOV Denis	KGZ	1 FEB 2000	SUI (Geneva)	19 JAN 2018	2:12.62
KALUSOWSKI Jan	POL	12 MAR 2000	FIN (Helsinki)	5 JUL 2018	2:13.45
CORBEAU Caspar	NED	3 APR 2001	FIN (Helsinki)	5 JUL 2018	2:14.13
TANIGUCHI Taku	JPN	26 SEP 2001	JPN (Tokyo)	27 MAY 2018	2:14.69
THOMOGLOU Savvas	GRE	9 NOV 2001	FIN (Helsinki)	4 JUL 2018	2:14.95
DANG Ethan	USA	13 FEB 2002	USA (Indianapolis)	11 AUG 2017	2:15.13
MOZE Matija	SLO	17 JAN 2000	FIN (Helsinki)	5 JUL 2018	2:15.42
PHAM Thanh Bao	VIE	17 MAR 2001	VIE (Ho Chi Minh)	16 JUL 2018	2:15.53
MOK Marcus	HKG	22 JAN 2001	HKG (Hong-Kong)	5 NOV 2017	2:15.77
BOHM Sebestyen	HUN	23 FEB 2001	FIN (Helsinki)	4 JUL 2018	2:16.35
GRINDHEIM Andre Klippenberg	NOR	7 APR 2000	FIN (Helsinki)	4 JUL 2018	2:17.04
PUENTE BUSTAMANTE Andres Eduardo	MEX	6 MAR 2001	MEX (Tijuana)	13 APR 2018	2:17.12
ANG Maximilian Wei	SGP	19 MAR 2001	SGP (Singapore)	20 JUN 2018	2:17.19
DEMIR Demirkan	TUR	15 JUN 2001	HUN (Gyor)	26 JUL 2017	2:17.44
ARROYO Jarod	PUR	2 JAN 2001	COL (Barranquilla)	25 JUL 2018	2:17.54
KNOX Finlay	CAN	8 JAN 2001	CAN (Montreal)	5 APR 2018	2:17.60
BASTIAN Izaak	BAH	3 JAN 2001	JAM (Kingston)	31 MAR 2018	2:17.78
SILINS Janis Vitauts	LAT	19 JUN 2000	LAT (Riga)	20 JUN 2018	2:17.94
HOULIE Michael James	RSA	27 JUN 2000	RSA (Durban)	7 APR 2017	2:18.64
BALAMANE Moncef Aymen	ALG	9 APR 2001	ALG (Alger)	22 JUL 2018	2:18.90
DAVIS Liam Raymond	ZIM	4 APR 2000	GBR (Sheffield)	27 JUL 2018	2:20.70
SOLIS ROSALES David	CRC	22 JAN 2001		12 APR 2018	2:21.69
PINHEIRO de SOUZA Vitor	BRA	1 DEC 2001	BRA (Rio de Janeiro)	21 APR 2018	2:21.78

REVISED Event numbers have been revised



Medallists

Medal	Name	NOC
GOLD	HANAGURUMA Yu	JPN - Japan
SILVER	THOMOGLOU Savvas	GRE - Greece
BRONZE	KALUSOWSKI Jan	POL - Poland



Results

Event Number 23

Rank	Lane	Name	NOC Code	R.T.	50m	100m	150m	Time	Time Behind
1	4	HANAGURUMA Yu	JPN	0.69	(4) 30.68	(1) 1:03.92 33.24	(1) 1:37.53 33.61	2:11.63 34.10	
2	5	THOMOGLU Savvas	GRE	0.71	(3) 30.54	(2) 1:04.42 33.88	(3) 1:39.12 34.70	2:13.62 34.50	1.99
3	2	KALUSOWSKI Jan	POL	0.66	(6) 30.88	(4) 1:04.95 34.07	(4) 1:39.59 34.64	2:13.72 34.13	2.09
4	6	CORBEAU Caspar	NED	0.71	(1) 29.95	(3) 1:04.60 34.65	(2) 1:38.93 34.33	2:14.28 35.35	2.65
5	8	TANIGUCHI Taku	JPN	0.67	(2) 30.14	(6) 1:05.89 35.75	(5) 1:40.96 35.07	2:15.21 34.25	3.58
6	1	MOZE Matija	SLO	0.71	(7) 30.96	(5) 1:05.58 34.62	(6) 1:41.33 35.75	2:16.58 35.25	4.95
7	7	ANG Maximillian Wei	SGP	0.66	(5) 30.84	(7) 1:06.37 35.53	(7) 1:41.70 35.33	2:18.85 37.15	7.22
	3	PHAM Thanh Bao	VIE					DSQ	

Legend:

R.T. Reaction Time



Results Summary

Event Number 23

Rank	Heat	Lane	Name	Date of Birth	NOC Code	R.T.	50m	100m	150m	Time	Time Behind
1	4	4	HANAGURUMA Yu	28 JAN 2000	JPN	0.68	31.48	1:05.62 34.14	1:39.82 34.20	2:13.58 33.76	Q
2	4	3	THOMOGLOU Savvas	9 NOV 2001	GRE	0.73	31.49	1:05.89 34.40	1:40.80 34.91	2:14.94 34.14	1.36 Q
3	4	6	PHAM Thanh Bao	17 MAR 2001	VIE	0.74	31.08	1:05.95 34.87	1:40.08 34.13	2:15.29 35.21	1.71 Q
4	3	5	CORBEAU Caspar	3 APR 2001	NED	0.70	30.33	1:05.19 34.86	1:39.98 34.79	2:15.38 35.40	1.80 Q
5	4	5	KALUSOWSKI Jan	12 MAR 2000	POL	0.66	30.83	1:05.67 34.84	1:40.99 35.32	2:15.51 34.52	1.93 Q
6	4	7	ANG Maximillian Wei	19 MAR 2001	SGP	0.66	30.39	1:04.93 34.54	1:39.48 34.55	2:16.09 36.61	2.51 Q
7	2	3	MOZE Matija	17 JAN 2000	SLO	0.71	31.38	1:06.53 35.15	1:41.76 35.23	2:16.28 34.52	2.70 Q
8	2	5	TANIGUCHI Taku	26 SEP 2001	JPN	0.67	30.82	1:05.77 34.95	1:41.82 36.05	2:16.67 34.85	3.09 Q
9	2	4	PETRASHOV Denis	1 FEB 2000	KGZ	0.78	30.97	1:06.03 35.06	1:41.62 35.59	2:16.70 35.08	3.12
10	3	4	SUN Jiajun	1 AUG 2000	CHN	0.68	30.23	1:05.04 34.81	1:41.21 36.17	2:16.77 35.56	3.19
11	3	3	DANG Ethan	13 FEB 2002	USA	0.72	31.74	1:06.51 34.77	1:42.55 36.04	2:18.69 36.14	5.11
12	1	3	PINHEIRO de SOUZA Vitor	1 DEC 2001	BRA	0.64	30.99	1:05.54 34.55	1:41.83 36.29	2:18.83 37.00	5.25
13	3	6	MOK Marcus	22 JAN 2001	HKG	0.74	31.10	1:06.47 35.37	1:42.28 35.81	2:19.18 36.90	5.60
14	3	2	GRINDHEIM AK	7 APR 2000	NOR	0.70	31.38	1:05.91 34.53	1:43.03 37.12	2:19.61 36.58	6.03
15	2	1	SILINS Janis Vitauts	19 JUN 2000	LAT	0.73	32.18	1:07.29 35.11	1:43.33 36.04	2:19.64 36.31	6.06
16	2	6	AL-WIR Amro Basil Issa	23 JAN 2001	JOR	0.71	31.54	1:07.63 36.09	1:44.00 36.37	2:20.65 36.65	7.07
17	3	7	DEMIR Demirkan	15 JUN 2001	TUR	0.65	31.11	1:06.63 35.52	1:43.16 36.53	2:21.01 37.85	7.43
18	4	1	KNOX Finlay	8 JAN 2001	CAN	0.72	32.28	1:08.12 35.84	1:45.17 37.05	2:21.46 36.29	7.88
19	2	7	ARROYO Jarod	2 JAN 2001	PUR	0.71	31.46	1:07.19 35.73	1:43.20 36.01	2:21.49 38.29	7.91
20	1	4	DAVIS Liam Raymond	4 APR 2000	ZIM	0.64	32.07	1:07.98 35.91	1:44.44 36.46	2:21.59 37.15	8.01
21	4	2	BOHM Sebestyen	23 FEB 2001	HUN	0.67	32.33	1:07.67 35.34	1:45.04 37.37	2:21.75 36.71	8.17
22	2	2	PUENTE BUSTAMANTE	6 MAR 2001	MEX	0.71	31.69	1:07.12 35.43	1:43.74 36.62	2:21.76 38.02	8.18
23	3	1	BASTIAN Izaak	3 JAN 2001	BAH	0.68	31.63	1:06.74 35.11	1:44.81 38.07	2:22.37 37.56	8.79
24	3	8	BALAMANE Moncef Aymen	9 APR 2001	ALG	0.69	31.66	1:07.45 35.79	1:44.39 36.94	2:22.61 38.22	9.03
25	1	5	SOLIS ROSALES David	22 JAN 2001	CRC	0.77	32.12	1:08.46 36.34	1:46.26 37.80	2:24.37 38.11	10.79
26	4	8	HOULIE Michael James	27 JUN 2000	RSA	0.69	29.02	1:04.65 35.63	1:44.16 39.51	2:26.21 42.05	12.63

Legend:

Q Qualified for next phase

R.T. Reaction Time



Entry List by Event

As of FRI 5 OCT 2018


Event Number 22

REVISED
 5 OCT 12:08

 Number of entries: **50**

Name	NOC Code	Date of Birth	Location of Qualification	Date of Qualification	Qualifying Time
MINAKOV Andrei	RUS	17 MAR 2002	USA (Indianapolis)	27 AUG 2017	23.53
HVAS Tomoe	NOR	1 JUN 2000	FIN (Helsinki)	4 JUL 2018	23.59
SAMEH Abdelrahman	EGY	9 MAR 2000	EGY (Cairo)	19 APR 2018	23.70
MILAK Kristof	HUN	20 FEB 2000	USA (Indianapolis)	27 AUG 2017	23.72
MARKOV Daniil	RUS	21 APR 2000	FIN (Helsinki)	4 JUL 2018	23.77
ARMBRUSTER Luca Nik	GER	5 NOV 2001	USA (Indianapolis)	26 AUG 2017	23.97
PONTI Noe	SUI	1 JUN 2001	ISR (Netanya)	28 JUN 2017	24.01
SHEN Jiahao	CHN	17 MAY 2001	CHN (Ganzhou)	22 JUN 2018	24.07
BURDISSO Federico	ITA	20 SEP 2001	ITA (Roma)	29 JUN 2018	24.15
DELICES Jean-Marc	FRA	19 MAR 2000	FRA (St-Raphael)	25 MAY 2018	24.34
ISHIKAWA Shinnosuke	JPN	8 DEC 2000	USA (Indianapolis)	26 AUG 2017	24.38
KORDEZ Gal	SLO	8 NOV 2000	SLO (Kranj)	22 APR 2018	24.39
COMTE Serguei	FRA	11 FEB 2000	FIN (Helsinki)	4 JUL 2018	24.47
CECCON Thomas	ITA	27 JAN 2001	ITA (Riccione)	6 APR 2017	24.50
JACKSON Abeku	GHA	12 APR 2000	ALG (Alger)	22 JUL 2018	24.58
SHAMSHURIN Ivan	BLR	28 JUN 2001	BLR (Brest)	3 FEB 2018	24.59
KARACIC Dominik	CRO	9 JAN 2000	CRO (Zagreb)	26 JUL 2018	24.71
TODOROV Tihomir	BUL	12 JUL 2000	BIH (Sarajevo)	5 MAY 2018	24.76
KESIL Denys	UKR	26 OCT 2000	AUT (Graz)	24 MAR 2018	24.83
TAHIROVIC Fatih	BIH	29 MAY 2001	FIN (Helsinki)	4 JUL 2018	24.90
TROIANOVSKYI Ihor	UKR	9 AUG 2002	FIN (Helsinki)	4 JUL 2018	24.93
CRUZ ZUNIGA Guillermo Ruben	MEX	20 MAY 2000	USA (Coral Springs)	21 JAN 2018	24.95
JOHNSON Jake	USA	29 FEB 2000	USA (Indianapolis)	28 JUN 2017	24.98
ONG Jung Yi	SGP	15 MAR 2001	SGP (Singapore)	14 MAR 2018	24.98
YORKE Kael	TTO	22 APR 2000	ARU (Savaneta)	1 JUL 2018	24.99
BUARISSH Yousif Habib	KSA	25 NOV 2000	TUN (Tunis)	13 JUL 2018	25.06
RATIU George Adrian	ROU	23 APR 2000	ISR (Netanya)	28 JUN 2017	25.06
MAJERSKI Jakub	POL	18 AUG 2000	FIN (Helsinki)	4 JUL 2018	25.07
INGENRIETH Maurice	GER	11 MAY 2000	FIN (Helsinki)	4 JUL 2018	25.09
POWELL Robbie	IRL	28 JAN 2000	IRL (Dublin)	7 APR 2017	25.19
HANSON Robin	SWE	2 APR 2001	SWE (Boras)	1 JUL 2017	25.22
AHTIAINEN Alex	EST	27 JAN 2001	FIN (Helsinki)	4 JUL 2018	25.38
COHEN GROUMI Gal	ISR	22 APR 2002	SUI (Geneva)	20 JAN 2018	25.42
DUVENHAGE Hendrik Petrus	RSA	10 JUL 2001	RSA (Durban)	23 MAR 2018	25.43
SCHNAPP Benjamin	CHI	11 MAY 2001	PAR (Asuncion)	11 APR 2018	25.50
LIM Nicholas	HKG	1 APR 2001	HKG (Hong-Kong)	14 APR 2018	25.51
BARSEGHYAN Artur	ARM	29 MAR 2002	FIN (Helsinki)	4 JUL 2018	25.52
SHATSKOV Kirill	KAZ	18 SEP 2000	BLR (Brest)	5 MAY 2018	25.78
MARTIN Lleyton	ANT	20 FEB 2002			25.80
DUSA Matej	SVK	10 JUL 2000	SVK (Bratislava)	26 MAY 2017	25.81
JACKSON Joseph	AUS	12 JAN 2000	AUS (Sydney)	21 APR 2018	25.94
LOW Low Zheng Yong	MAS	8 NOV 2002	MAS (Kuala Lumpur)	15 MAR 2018	25.97
SPITERI Rudi	MLT	16 APR 2002	GER (Berlin)	20 JUL 2018	26.02
ODLUM-SMITH Jayhan Jamaud	LCA	11 JAN 2002	ARU (Savaneta)	29 JUN 2018	26.23
PEIRIS Akalanka	SRI	11 JAN 2000	UZB (Tashkent)	8 SEP 2017	26.86
POEUVPICHRA Bunna	CAM	11 OCT 2002		13 MAY 2018	29.23
MOANI Ismat	SUD	23 MAY 2003	ALG (Alger)	24 JUL 2018	31.78
QUMSIEH Andrew	PLE	27 FEB 2003			
TOURE Ousmane	MLI	11 NOV 2002			
TOUW NGIE TJOUW Yael Duncan	SUR	5 JAN 2001			

REVISED Event numbers have been revised



Medallists

Medal	Name	NOC
GOLD	MINAKOV Andrei	RUS - Russian Federation
SILVER	HVAS Tomoe	NOR - Norway
SILVER	MARKOV Daniil	RUS - Russian Federation



Results

Event Number 21

Rank	Lane	Name	NOC Code	R.T.	Time	Time Behind
1	5	MINAKOV Andrei	RUS	0.65	23.62	
2	2	HVAS Tomoe	NOR	0.66	23.63	0.01
2	3	MARKOV Daniil	RUS	0.64	23.63	0.01
4	4	CECCON Thomas	ITA	0.69	23.65	0.03
5	1	SHEN Jiahao	CHN	0.63	23.83	0.21
6	7	SAMEH Abdelrahman	EGY	0.63	24.07	0.45
7	6	MILAK Kristof	HUN	0.66	24.11	0.49
8	8	BURDISSO Federico	ITA	0.68	24.25	0.63

Legend:

R.T. Reaction Time



Results Summary

Event Number 21

Rank	Heat	Lane	Name	Date of Birth	NOC Code	R.T.	Time	Time Behind
1	2	3	CECCON Thomas	27 JAN 2001	ITA	0.66	23.46	Q
2	2	4	MINAKOV Andrei	17 MAR 2002	RUS	0.65	23.47	0.01 Q
3	2	5	MARKOV Daniil	21 APR 2000	RUS	0.63	23.77	0.31 Q
4	1	4	MILAK Kristof	20 FEB 2000	HUN	0.67	23.84	0.38 Q
5	1	3	HVAS Tomoe	1 JUN 2000	NOR	0.67	24.07	0.61 Q
6	1	7	SAMEH Abdelrahman	9 MAR 2000	EGY	0.64	24.15	0.69 Q
7	1	5	SHEN Jiahao	17 MAY 2001	CHN	0.61	24.29	0.83 Q
7	2	2	BURDISSO Federico	20 SEP 2001	ITA	0.74	24.29	0.83 Q
9	2	6	PONTI Noe	1 JUN 2001	SUI	0.70	24.31	0.85
10	2	1	TROIANOVSKYI Ihor	9 AUG 2002	UKR	0.61	24.33	0.87
11	1	1	COMTE Serguei	11 FEB 2000	FRA	0.65	24.38	0.92
12	1	2	BARSEGHYAN Artur	29 MAR 2002	ARM	0.67	24.44	0.98
13	1	6	ARMBRUSTER Luca Nik	5 NOV 2001	GER	0.67	24.45	0.99
14	1	8	ISHIKAWA Shinnosuke	8 DEC 2000	JPN	0.61	24.76	1.30
15	2	7	JACKSON Abeku	12 APR 2000	GHA	0.63	24.90	1.44
16	2	8	HANSON Robin	2 APR 2001	SWE	0.64	25.35	1.89

Legend:

Q Qualified for next phase

R.T. Reaction Time



Results Summary

Event Number 21

Rank	Heat	Lane	Name	Date of Birth	NOC Code	R.T.	Time	Time Behind
1	7	4	MINAKOV Andrei	17 MAR 2002	RUS	0.65	23.50	Q
2	7	5	MILAK Kristof	20 FEB 2000	HUN	0.72	23.99	0.49 Q
3	6	5	MARKOV Daniil	21 APR 2000	RUS	0.64	24.00	0.50 Q
4	6	3	SHEN Jiahao	17 MAY 2001	CHN	0.60	24.15	0.65 Q
5	6	2	CECCON Thomas	27 JAN 2001	ITA	0.69	24.20	0.70 Q
5	6	4	HVAS Tomoe	1 JUN 2000	NOR	0.68	24.20	0.70 Q
7	7	3	PONTI Noe	1 JUN 2001	SUI	0.73	24.21	0.71 Q
8	5	5	ARMBRUSTER Luca Nik	5 NOV 2001	GER	0.67	24.30	0.80 Q
9	5	3	BURDISO Federico	20 SEP 2001	ITA	0.69	24.39	0.89 Q
10	3	2	BARSEGHYAN Artur	29 MAR 2002	ARM	0.65	24.42	0.92 Q
11	5	2	JACKSON Abeku	12 APR 2000	GHA	0.66	24.44	0.94 Q
12	5	4	SAMEH Abdelrahman	9 MAR 2000	EGY	0.65	24.45	0.95 Q
13	5	1	TROIANOVSKYI Ihor	9 AUG 2002	UKR	0.62	24.53	1.03 Q
13	7	2	COMTE Serguei	11 FEB 2000	FRA	0.65	24.53	1.03 Q
15	4	1	HANSON Robin	2 APR 2001	SWE	0.64	24.63	1.13 Q
16	6	6	ISHIKAWA Shinnosuke	8 DEC 2000	JPN	0.63	24.64	1.14 Q
17	3	6	LIM Nicholas	1 APR 2001	HKG	0.66	24.74	1.24
18	4	5	RATIU George Adrian	23 APR 2000	ROU	0.69	24.75	1.25
19	4	6	MAJERSKI Jakub	18 AUG 2000	POL	0.70	24.79	1.29
20	7	1	KESIL Denys	26 OCT 2000	UKR	0.67	24.97	1.47
20	7	7	SHAMSHURIN Ivan	28 JUN 2001	BLR	0.69	24.97	1.47
22	5	6	KORDEZ Gal	8 NOV 2000	SLO	0.64	24.99	1.49
23	7	6	DELICES Jean-Marc	19 MAR 2000	FRA	0.67	25.04	1.54
24	4	2	INGENRIETH Maurice	11 MAY 2000	GER	0.72	25.08	1.58
25	2	7	PEIRIS Akalanka	11 JAN 2000	SRI	0.65	25.18	1.68
26	3	4	COHEN GROUMI Gal	22 APR 2002	ISR	0.71	25.20	1.70
26	4	4	YORKE Kael	22 APR 2000	TTO	0.66	25.20	1.70
28	7	8	CRUZ ZUNIGA GR	20 MAY 2000	MEX	0.67	25.24	1.74
29	4	3	BUARISSH Yousif Habib	25 NOV 2000	KSA	0.66	25.27	1.77
30	5	7	TODOROV Tihomir	12 JUL 2000	BUL	0.65	25.33	1.83
31	6	7	KARACIC Dominik	9 JAN 2000	CRO	0.68	25.35	1.85
32	6	1	TAHIROVIC Fatih	29 MAY 2001	BIH	0.68	25.36	1.86
33	3	3	SCHNAPP Benjamin	11 MAY 2001	CHI	0.76	25.42	1.92
34	3	5	DUVENHAGE Hendrik Petrus	10 JUL 2001	RSA	0.63	25.54	2.04
35	6	8	JOHNSON Jake	29 FEB 2000	USA	0.64	25.63	2.13
36	4	8	AHTIAINEN Alex	27 JAN 2001	EST	0.64	25.66	2.16
37	5	8	ONG Jung Yi	15 MAR 2001	SGP	0.69	25.67	2.17
38	2	2	ODLUM-SMITH Jayhan Jamaud	11 JAN 2002	LCA	0.73	25.74	2.24
39	3	7	SHATSKOV Kirill	18 SEP 2000	KAZ	0.71	25.86	2.36
40	2	4	JACKSON Joseph	12 JAN 2000	AUS	0.74	25.89	2.39
41	3	1	MARTIN Lleyton	20 FEB 2002	ANT	0.67	25.93	2.43
42	2	3	SPITERI Rudi	16 APR 2002	MLT	0.67	26.13	2.63
43	2	5	LOW Low Zheng Yong	8 NOV 2002	MAS	0.70	26.24	2.74
44	2	6	TOUW NGIE TJOUW Yael	5 JAN 2001	SUR	0.68	26.27	2.77
45	3	8	DUSA Matej	10 JUL 2000	SVK	0.63	26.35	2.85
45	4	7	POWELL Robbie	28 JAN 2000	IRL	0.68	26.35	2.85
47	1	5	TOURE Ousmane	11 NOV 2002	MLI	0.67	28.32	4.82
48	1	3	QUMSIEH Andrew	27 FEB 2003	PLE	0.67	29.53	6.03
49	1	4	MOANI Ismat	23 MAY 2003	SUD	0.74	30.24	6.74
50	2	1	POEUVPICHRHA Bunna	11 OCT 2002	CAM	0.66	30.93	7.43

Legend:

Q Qualified for next phase

R.T. Reaction Time


Entry List by Event

As of FRI 5 OCT 2018

Event Number 10
REVISED
 5 OCT 12:07

Number of entries: 47

Name	NOC Code	Date of Birth	Location of Qualification	Date of Qualification	Qualifying Time
MILAK Kristof	HUN	20 FEB 2000	HUN (Budapest)	29 JUL 2017	50.62
BURDISSO Federico	ITA	20 SEP 2001	ITA (Roma)	29 JUN 2018	51.73
MINAKOV Andrei	RUS	17 MAR 2002	USA (Indianapolis)	25 AUG 2017	51.84
ISHIKAWA Shinnosuke	JPN	8 DEC 2000	JPN (Tokyo)	27 MAY 2018	52.44
MAJERSKI Jakub	POL	18 AUG 2000	FIN (Helsinki)	7 JUL 2018	52.64
HVAS Tomoe	NOR	1 JUN 2000	SWE (Stockholm)	6 APR 2018	52.71
PONTI Noe	SUI	1 JUN 2001	HUN (Gyor)	25 JUL 2017	52.89
MARTIN Daniel Cristian	ROU	5 OCT 2000	ROU (Bucharest)	25 MAY 2018	52.94
SHEN Jiahao	CHN	17 MAY 2001	CHN (Ganzhou)	22 JUN 2018	53.01
ARMBRUSTER Luca Nik	GER	5 NOV 2001	GER (Berlin)	18 JUN 2017	53.31
COMTE Serguei	FRA	11 FEB 2000	FIN (Helsinki)	8 JUL 2018	53.49
TROIANOVSKYI Ihor	UKR	9 AUG 2002	FIN (Helsinki)	8 JUL 2018	53.67
KESIL Denys	UKR	26 OCT 2000	LUX (Luxembourg)	28 JAN 2018	53.72
JOHNSON Jake	USA	29 FEB 2000	USA (East Meadow)	10 AUG 2017	53.80
ONG Jung Yi	SGP	15 MAR 2001	SGP (Singapore)	20 JUN 2018	53.92
TODOROV Tihomir	BUL	12 JUL 2000	FIN (Helsinki)	7 JUL 2018	53.93
LIENDO Joshua	CAN	20 AUG 2002	CAN (Winnipeg)	25 JUL 2018	53.97
INGENRIETH Maurice	GER	11 MAY 2000	GER (Berlin)	21 JUL 2018	54.08
MARKOV Daniil	RUS	21 APR 2000	FIN (Helsinki)	7 JUL 2018	54.10
YORKE Kael	TTO	22 APR 2000	COL (Barranquilla)	25 JUL 2018	54.27
WANG Kuanhung	TPE	23 JAN 2002	TPE (Taipei)	25 APR 2018	54.33
COHEN GROUMI Gal	ISR	22 APR 2002	HUN (Gyor)	25 JUL 2017	54.39
DELICES Jean-Marc	FRA	19 MAR 2000	FRA (St-Raphael)	27 MAY 2018	54.48
SHAMSHURIN Ivan	BLR	28 JUN 2001	BLR (Brest)	31 JAN 2018	54.55
KARACIC Dominik	CRO	9 JAN 2000	CRO (Zagreb)	11 MAR 2018	54.69
JACKSON Abeku	GHA	12 APR 2000	ALG (Alger)	22 JUL 2018	54.74
AHTIAINEN Alex	EST	27 JAN 2001	FIN (Helsinki)	7 JUL 2018	54.82
PARK Junghun	KOR	18 MAR 2001	KOR (Gimcheon)	20 JUL 2018	54.82
DUVENHAGE Hendrik Petrus	RSA	10 JUL 2001	RSA (Durban)	25 MAR 2018	54.97
JACKSON Joseph	AUS	12 JAN 2000	AUS (Sydney)	24 APR 2018	54.98
LIM Nicholas	HKG	1 APR 2001	HKG (Hong-Kong)	15 APR 2018	54.99
KORDEZ Gal	SLO	8 NOV 2000	SLO (Kranj)	21 APR 2018	55.11
BOUTOUIL Samy Ahmed	MAR	3 OCT 2000	ALG (Alger)	22 JUL 2018	55.23
CRUZ ZUNIGA Guillermo Ruben	MEX	20 MAY 2000	CAN (Winnipeg)	27 JUL 2018	55.32
AHMED MOHAMED Mohamed	EGY	23 JUL 2000	EGY (Cairo)	17 APR 2018	55.52
SHULIKO Vladislav	KGZ	31 MAY 2000	RUS (Moscow)	23 APR 2018	55.52
SCHNAPP Benjamin	CHI	11 MAY 2001	PAR (Asuncion)	13 APR 2018	56.53
LOW Low Zheng Yong	MAS	8 NOV 2002	MAS (Kuala Lumpur)	16 MAR 2018	56.88
SOAMMANUS Jeerakit	THA	19 APR 2000	HUN (Budapest)	28 JUL 2018	56.88
PASETA Adrian	PER	17 MAR 2001	PER (Lima)	22 APR 2018	57.12
SIRE FIGUERAS Ferran	ESP	11 JAN 2001	ESP (Mairena del Aljarafe)	15 JUL 2018	57.16
AL-KHULAIFI Yacob	QAT	28 MAY 2001	GRE (Athens)	23 FEB 2018	57.23
TURAN Efe	TUR	17 SEP 2000	BIH (Sarajevo)	5 MAY 2018	57.34
MARTIN Lleyton	ANT	20 FEB 2002			58.23
ODLUM Ky	ISV	16 JAN 2002			1:00.63
PUYO Emilien	MON	22 JAN 2003	FRA (Rennes)	19 JUL 2018	1:02.83
TOURE Ousmane	MLI	11 NOV 2002			

REVISED Event numbers have been revised



Medallists

Medal	Name	NOC
GOLD	MINAKOV Andrei	RUS - Russian Federation
SILVER	MILAK Kristof	HUN - Hungary
BRONZE	BURDISSO Federico	ITA - Italy




Results

Event Number 10

Rank	Lane	Name	NOC Code	R.T.	50m	Time	Time Behind
1	4	MINAKOV Andrei	RUS	0.65	(3) 24.22	51.12 26.90	
2	3	MILAK Kristof	HUN	0.68	(2) 24.21	51.50 27.29	0.38
3	5	BURDISSO Federico	ITA	0.71	(5) 24.63	52.42 27.79	1.30
4	6	ISHIKAWA Shinnosuke	JPN	0.69	(1) 24.20	52.52 28.32	1.40
5	1	TROIANOVSKYI Ihor	UKR	0.61	(8) 25.29	52.73 27.44	1.61
6	7	MAJERSKI Jakub	POL	0.71	(4) 24.28	52.95 28.67	1.83
7	2	MARTIN Daniel Cristian	ROU	0.69	(6) 24.68	53.00 28.32	1.88
8	8	PONTI Noe	SUI	0.68	(7) 24.90	53.56 28.66	2.44

Legend:

R.T. Reaction Time




Results

Event Number 10

Rank	Lane	Name	NOC Code	R.T.	50m	Time	Time Behind
1	5	PONTI Noe	SUI	0.70	(1) 24.76	53.16 28.40	
2	4	KESIL Denys	UKR	0.65	(2) 25.19	53.42 28.23	0.26

Legend:

R.T. Reaction Time



Results Summary

Event Number 10

Rank	Heat	Lane	Name	Date of Birth	NOC Code	R.T.	50m	Time	Time Behind
1	2	4	MINAKOV Andrei	17 MAR 2002	RUS	0.67	24.29	51.94 27.65	Q
2	2	5	BURDISSO Federico	20 SEP 2001	ITA	0.72	24.69	52.43 27.74	0.49 Q
3	1	4	MILAK Kristof	20 FEB 2000	HUN	0.67	24.61	52.56 27.95	0.62 Q
4	2	6	ISHIKAWA Shinnosuke	8 DEC 2000	JPN	0.70	24.41	52.67 28.26	0.73 Q
5	2	3	MARTIN Daniel Cristian	5 OCT 2000	ROU	0.66	24.74	52.70 27.96	0.76 Q
6	1	5	MAJERSKI Jakub	18 AUG 2000	POL	0.68	24.60	52.79 28.19	0.85 Q
7	2	7	TROIANOVSKYI Ihor	9 AUG 2002	UKR	0.62	25.11	52.88 27.77	0.94 Q
8	1	6	KESIL Denys	26 OCT 2000	UKR	0.77	25.10	53.47 28.37	1.53 ?
8	2	2	PONTI Noe	1 JUN 2001	SUI	0.72	25.39	53.47 28.08	1.53 ?
10	1	3	SHEN Jiahao	17 MAY 2001	CHN	0.63	25.18	53.52 28.34	1.58
11	2	1	WANG Kuanhung	23 JAN 2002	TPE	0.58	25.90	53.93 28.03	1.99
12	1	1	COMTE Serguei	11 FEB 2000	FRA	0.64	25.30	54.02 28.72	2.08
13	1	2	MARKOV Daniil	21 APR 2000	RUS	0.68	24.88	54.07 29.19	2.13
14	1	7	PARK Junghun	18 MAR 2001	KOR	0.62	25.01	54.21 29.20	2.27
15	1	8	JOHNSON Jake	29 FEB 2000	USA	0.63	25.03	54.34 29.31	2.40
16	2	8	ONG Jung Yi	15 MAR 2001	SGP	0.67	25.37	54.70 29.33	2.76


Legend:			
?	Involved in swim-off	Q	Qualified for next phase
		R.T.	Reaction Time



Results Summary

Event Number 10

Rank	Heat	Lane	Name	Date of Birth	NOC Code	R.T.	50m	Time	Time Behind
1	4	4	MINAKOV Andrei	17 MAR 2002	RUS	0.65	25.30	52.47 27.17	Q
2	6	4	MILAK Kristof	20 FEB 2000	HUN	0.73	24.77	53.08 28.31	0.61 Q
3	5	4	BURDISSO Federico	20 SEP 2001	ITA	0.71	24.96	53.13 28.17	0.66 Q
3	5	5	MAJERSKI Jakub	18 AUG 2000	POL	0.68	25.00	53.13 28.13	0.66 Q
5	5	3	MARTIN Daniel Cristian	5 OCT 2000	ROU	0.67	25.02	53.33 28.31	0.86 Q
6	4	3	SHEN Jiahao	17 MAY 2001	CHN	0.64	25.04	53.43 28.39	0.96 Q
7	6	5	ISHIKAWA Shinnosuke	8 DEC 2000	JPN	0.66	25.44	53.57 28.13	1.10 Q
8	6	2	KESIL Denys	26 OCT 2000	UKR	0.67	25.40	53.69 28.29	1.22 Q
9	6	3	PONTI Noe	1 JUN 2001	SUI	0.68	25.65	53.71 28.06	1.24 Q
10	6	1	MARKOV Daniil	21 APR 2000	RUS	0.66	24.82	53.91 29.09	1.44 Q
11	4	6	TROIANOVSKYI Ihor	9 AUG 2002	UKR	0.69	25.40	53.94 28.54	1.47 Q
12	3	3	PARK Junghun	18 MAR 2001	KOR	0.61	25.23	53.95 28.72	1.48 Q
13	4	1	WANG Kuanhung	23 JAN 2002	TPE	0.60	25.98	53.99 28.01	1.52 Q
14	5	6	COMTE Serguei	11 FEB 2000	FRA	0.64	25.11	54.11 29.00	1.64 Q
15	4	2	ONG Jung Yi	15 MAR 2001	SGP	0.72	25.91	54.21 28.30	1.74 Q
16	5	2	JOHNSON Jake	29 FEB 2000	USA	0.65	25.68	54.25 28.57	1.78 Q
17	6	6	ARMBRUSTER Luca Nik	5 NOV 2001	GER	0.83	25.09	54.51 29.42	2.04
18	3	4	JACKSON Abeku	12 APR 2000	GHA	0.62	25.25	54.52 29.27	2.05
19	4	7	INGENRIETH Maurice	11 MAY 2000	GER	0.77	25.41	54.56 29.15	2.09
19	5	7	LIENDO Joshua	20 AUG 2002	CAN	0.73	25.32	54.56 29.24	2.09
21	6	7	TODOROV Tihomir	12 JUL 2000	BUL	0.66	25.11	54.67 29.56	2.20
22	3	7	LIM Nicholas	1 APR 2001	HKG	0.70	25.85	55.02 29.17	2.55
23	3	5	AHTIAINEN Alex	27 JAN 2001	EST	0.68	25.29	55.05 29.76	2.58
24	6	8	COHEN GROUMI Gal	22 APR 2002	ISR	0.69	25.65	55.22 29.57	2.75
25	5	8	SHAMSHURIN Ivan	28 JUN 2001	BLR	0.69	25.51	55.23 29.72	2.76
26	3	1	KORDEZ Gal	8 NOV 2000	SLO	0.65	25.53	55.32 29.79	2.85
27	2	4	CRUZ ZUNIGA GR	20 MAY 2000	MEX	0.67	26.03	55.46 29.43	2.99
28	5	1	YORKE Kael	22 APR 2000	TTO	0.72	26.13	55.72 29.59	3.25
29	2	6	SCHNAPP Benjamin	11 MAY 2001	CHI	0.84	25.87	55.75 29.88	3.28



Results Summary

Event Number 10

Rank	Heat	Lane	Name	Date of Birth	NOC Code	R.T.	50m	Time	Time Behind
30	3	6	DUVENHAGE Hendrik Petrus	10 JUL 2001	RSA	0.65	26.00	55.86 29.86	3.39
31	2	3	SHULIKO Vladislav	31 MAY 2000	KGZ	0.60	25.50	56.03 30.53	3.56
32	1	4	SIRE FIGUERAS Ferran	11 JAN 2001	ESP	0.65	26.18	56.37 30.19	3.90
33	4	8	KARACIC Dominik	9 JAN 2000	CRO	0.67	25.64	56.38 30.74	3.91
34	2	5	AHMED MOHAMED Mohamed	23 JUL 2000	EGY	0.69	26.27	56.66 30.39	4.19
35	3	8	BOUTOUIL Samy Ahmed	3 OCT 2000	MAR	0.66	25.76	56.95 31.19	4.48
36	2	2	TOUW NGIE TJOUW Yael	5 JAN 2001	SUR	0.71	26.19	56.96 30.77	4.49
36	2	8	PASETA Adrian	17 MAR 2001	PER	0.64	26.40	56.96 30.56	4.49
38	1	5	AL-KHULAIIFI Yacob	28 MAY 2001	QAT	0.63	26.45	57.09 30.64	4.62
39	2	1	LOW Low Zheng Yong	8 NOV 2002	MAS	0.71	27.35	57.21 29.86	4.74
40	2	7	SOAMMANUS Jeerakit	19 APR 2000	THA	0.70	26.65	58.35 31.70	5.88
41	3	2	JACKSON Joseph	12 JAN 2000	AUS	0.77	27.22	58.38 31.16	5.91
42	1	6	MARTIN Lleyton	20 FEB 2002	ANT	0.70	25.88	59.32 33.44	6.85
43	1	2	ODLUM Ky	16 JAN 2002	ISV	0.60	28.36	1:00.73 32.37	8.26
44	1	7	PUYO Emilien	22 JAN 2003	MON	0.71	29.05	1:03.69 34.64	11.22
45	1	1	TOURE Ousmane	11 NOV 2002	MLI	0.69	29.72	1:04.02 34.30	11.55
	4	5	HVAS Tomoe	1 JUN 2000	NOR			DNS	
	1	3	TURAN Efe	17 SEP 2000	TUR			DSQ	

Legend:

Q Qualified for next phase R.T. Reaction Time


Entry List by Event


As of FRI 5 OCT 2018

Event Number 34
REVISED
 5 OCT 12:10

 Number of entries: **39**

Name	NOC Code	Date of Birth	Location of Qualification	Date of Qualification	Qualifying Time
MILAK Kristof	HUN	20 FEB 2000	ISR (Netanya)	30 JUN 2017	1:53.79
BURDISSO Federico	ITA	20 SEP 2001	FIN (Helsinki)	6 JUL 2018	1:56.40
KESIL Denys	UKR	26 OCT 2000	FIN (Helsinki)	28 JAN 2018	1:56.45
WANG Kuanhung	TPE	23 JAN 2002	TPE (Taipei)	25 APR 2018	1:58.46
PARK Junghun	KOR	18 MAR 2001	KOR (Gimcheon)	19 JUL 2018	1:58.86
HVAS Tomoe	NOR	1 JUN 2000	ISR (Netanya)	30 JUN 2017	1:59.11
INGENRIETH Maurice	GER	11 MAY 2000	GER (Berlin)	20 APR 2018	1:59.31
SHEN Jiahao	CHN	17 MAY 2001	CHN (Huangshan)	19 JAN 2018	1:59.45
ONG Jung Yi	SGP	15 MAR 2001	SGP (Singapore)	20 JUN 2018	1:59.76
JOHNSON Jake	USA	29 FEB 2000	USA (Indianapolis)	27 JUN 2017	1:59.77
PONTI Noe	SUI	1 JUN 2001	FIN (Helsinki)	6 JUL 2018	2:00.01
ARROYO Jarod	PUR	2 JAN 2001	COL (Barranquilla)	20 JUL 2018	2:00.11
HLOBEN Adam	CZE	2 MAY 2001	FIN (Helsinki)	5 JUL 2018	2:00.65
SIRE FIGUERAS Ferran	ESP	11 JAN 2001	ESP (Malaga)	9 APR 2018	2:01.08
TROIANOVSKYI Ihor	UKR	9 AUG 2002	FIN (Helsinki)	5 JUL 2018	2:01.41
KARACIC Dominik	CRO	9 JAN 2000	BIH (Rijeka)	10 FEB 2018	2:01.44
SHAMSHURIN Ivan	BLR	28 JUN 2001	MAR (Marrakech)	7 MAY 2018	2:02.04
ISHIKAWA Shinnosuke	JPN	8 DEC 2000	JPN (Tokyo)	19 MAY 2017	2:02.22
TODOROV Tihomir	BUL	12 JUL 2000	BIH (Sarajevo)	6 MAY 2018	2:02.23
du PREEZ Ethan Mauritz	RSA	9 JUN 2003	RSA (Port Elizabeth)	25 APR 2018	2:02.73
MAJERSKI Jakub	POL	18 AUG 2000	FIN (Helsinki)	5 JUL 2018	2:02.86
NGUYEN Huy Hoang	VIE	10 JUL 2000	BRU (Brunei)	12 NOV 2017	2:02.87
AHMED MOHAMED Mohamed	EGY	23 JUL 2000	EGY (Cairo)	21 APR 2018	2:03.21
LOW Low Zheng Yong	MAS	8 NOV 2002	MAS (Kuala Lumpur)	17 MAR 2018	2:03.36
LIENDO Joshua	CAN	20 AUG 2002	CAN (Montreal)	8 APR 2018	2:03.57
KORDEZ Gal	SLO	8 NOV 2000	FIN (Helsinki)	5 JUL 2018	2:03.68
PASETA Adrian	PER	17 MAR 2001	PER (Lima)	20 APR 2018	2:03.79
LIM Nicholas	HKG	1 APR 2001	HKG (Hong-Kong)	5 NOV 2017	2:04.39
ANDRADE Enrique	VEN	8 MAY 2000	DOM (Santo Domingo)	13 APR 2018	2:04.45
PETCHAKUL Sarith	THA	25 OCT 2001	SGP (Singapore)	14 MAR 2018	2:04.62
SOAMMANUS Jeerakit	THA	19 APR 2000	UZB (Tashkent)	11 SEP 2017	2:04.76
ARYALINGGA Azel Zelmi	INA	10 JUN 2001	MAS (Kuala Lumpur)	6 MAY 2018	2:04.82
HANSON Robin	SWE	2 APR 2001	SWE (Stockholm)	8 APR 2018	2:04.96
YORKE Kael	TTO	22 APR 2000	COL (Barranquilla)	25 JUL 2018	2:05.20
BALAMANE Moncef Aymen	ALG	9 APR 2001	ALG (Alger)	22 JUL 2018	2:05.77
TURAN Efe	TUR	17 SEP 2000	ISR (Netanya)	29 JUN 2017	2:05.98
SCHNAPP Benjamin	CHI	11 MAY 2001	USA (Indianapolis)	28 AUG 2017	2:08.27
GONZALEZ PINERO Joaquin	ARG	6 NOV 2002	ARG (Buenos Aires)	30 MAY 2018	2:08.78
PUYO Emilien	MON	22 JAN 2003	FRA (Rennes)	21 JUL 2018	2:18.98

REVISED Event numbers have been revised



Medallists

Medal	Name	NOC
GOLD	MILAK Kristof	HUN - Hungary
SILVER	KESIL Denys	UKR - Ukraine
BRONZE	BURDISSO Federico	ITA - Italy



Results

Event Number 34

Rank	Lane	Name	NOC Code	R.T.	50m	100m	150m	Time	Time Behind
1	5	MILAK Kristof	HUN	0.66	(2) 25.15	(1) 54.44 29.29	(1) 1:24.17 29.73	1:54.89 30.72	
2	4	KESIL Denys	UKR	0.69	(3) 25.63	(5) 55.85 30.22	(3) 1:25.90 30.05	1:55.89 29.99	1.00
3	6	BURDISSO Federico	ITA	0.72	(1) 25.06	(2) 54.81 29.75	(2) 1:24.72 29.91	1:57.16 32.44	2.27
4	3	WANG Kuanhung	TPE	0.57	(4) 26.10	(4) 55.76 29.66	(4) 1:26.43 30.67	1:57.45 31.02	2.56
5	2	PARK Junghun	KOR	0.60	(6) 26.55	(6) 56.81 30.26	(6) 1:27.85 31.04	1:58.67 30.82	3.78
6	1	ISHIKAWA Shinnosuke	JPN	0.63	(5) 26.13	(3) 55.32 29.19	(5) 1:26.60 31.28	1:59.42 32.82	4.53
7	7	SIRE FIGUERAS Ferran	ESP	0.65	(8) 26.93	(7) 57.84 30.91	(7) 1:29.32 31.48	2:01.88 32.56	6.99
8	8	JOHNSON Jake	USA	0.66	(7) 26.63	(8) 57.97 31.34	(8) 1:29.82 31.85	2:02.10 32.28	7.21

Legend:

R.T. Reaction Time



Results Summary

Event Number 34

Rank	Heat	Lane	Name	Date of Birth	NOC Code	R.T.	50m	100m	150m	Time	Time Behind
1	3	4	KESIL Denys	26 OCT 2000	UKR	0.69	25.89	56.13 30.24	1:27.27 31.14	1:57.70 30.43	Q
2	5	4	MILAK Kristof	20 FEB 2000	HUN	0.67	26.18	56.61 30.43	1:28.15 31.54	1:58.07 29.92	0.37 Q
3	5	5	WANG Kuanhung	23 JAN 2002	TPE	0.56	26.74	57.10 30.36	1:28.01 30.91	1:58.71 30.70	1.01 Q
4	4	4	BURDISSO Federico	20 SEP 2001	ITA	0.72	25.63	54.95 29.32	1:26.66 31.71	1:59.78 33.12	2.08 Q
5	4	5	PARK Junghun	18 MAR 2001	KOR	0.62	26.57	57.24 30.67	1:28.92 31.68	2:00.52 31.60	2.82 Q
6	5	2	SIRE FIGUERAS Ferran	11 JAN 2001	ESP	0.63	27.66	58.25 30.59	1:29.67 31.42	2:01.39 31.72	3.69 Q
7	4	7	ISHIKAWA Shinnosuke	8 DEC 2000	JPN	0.68	26.19	56.90 30.71	1:28.70 31.80	2:01.47 32.77	3.77 Q
8	3	3	JOHNSON Jake	29 FEB 2000	USA	0.69	27.01	57.58 30.57	1:29.38 31.80	2:01.62 32.24	3.92 Q
9	5	6	PONTI Noe	1 JUN 2001	SUI	0.73	26.99	58.28 31.29	1:29.49 31.21	2:01.66 32.17	3.96
10	4	2	TROIANOVSKYI Ihor	9 AUG 2002	UKR	0.63	27.13	57.87 30.74	1:29.59 31.72	2:01.80 32.21	4.10
11	5	3	SHEN Jiahao	17 MAY 2001	CHN	0.65	26.91	57.59 30.68	1:30.19 32.60	2:01.81 31.62	4.11
12	3	6	HLOBEN Adam	2 MAY 2001	CZE	0.76	27.43	59.44 32.01	1:30.71 31.27	2:02.48 31.77	4.78
13	5	1	du PREEZ Ethan Mauritz	9 JUN 2003	RSA	0.77	26.69	56.39 29.70	1:28.85 32.46	2:02.76 33.91	5.06
14	4	3	ONG Jung Yi	15 MAR 2001	SGP	0.64	26.95	57.43 30.48	1:30.67 33.24	2:02.99 32.32	5.29
15	3	5	INGENRIETH Maurice	11 MAY 2000	GER	0.76	26.68	57.74 31.06	1:29.36 31.62	2:03.13 33.77	5.43
16	5	7	SHAMSHURIN Ivan	28 JUN 2001	BLR	0.65	26.79	58.55 31.76	1:29.75 31.20	2:03.19 33.44	5.49
17	2	3	ANDRADE Enrique	8 MAY 2000	VEN	0.65	28.01	58.98 30.97	1:31.52 32.54	2:03.56 32.04	5.86
18	4	6	ARROYO Jarod	2 JAN 2001	PUR	0.71	26.90	58.04 31.14	1:29.89 31.85	2:03.61 33.72	5.91
19	2	5	LIM Nicholas	1 APR 2001	HKG	0.69	27.19	57.72 30.53	1:30.07 32.35	2:04.08 34.01	6.38
20	1	5	TURAN Efe	17 SEP 2000	TUR	0.77	27.85	59.18 31.33	1:31.69 32.51	2:04.65 32.96	6.95
21	2	8	YORKE Kael	22 APR 2000	TTO	0.68	27.02	58.71 31.69	1:31.00 32.29	2:05.03 34.03	7.33
22	2	4	PASETA Adrian	17 MAR 2001	PER	0.60	27.49	58.72 31.23	1:31.33 32.61	2:05.05 33.72	7.35
23	4	8	LIENDO Joshua	20 AUG 2002	CAN	0.67	26.93	58.62 31.69	1:30.41 31.79	2:05.11 34.70	7.41
24	4	1	MAJERSKI Jakub	18 AUG 2000	POL	0.71	27.63	58.62 30.99	1:31.60 32.98	2:05.27 33.67	7.57
25	3	8	KORDEZ Gal	8 NOV 2000	SLO	0.68	26.86	58.32 31.46	1:30.01 31.69	2:05.62 35.61	7.92
26	3	1	AHMED MOHAMED Mohamed	23 JUL 2000	EGY	0.70	28.49	59.53 31.04	1:32.64 33.11	2:05.79 33.15	8.09
27	2	6	PETCHAKUL Sarith	25 OCT 2001	THA	0.72	27.46	59.34 31.88	1:31.83 32.49	2:05.83 34.00	8.13
28	3	2	KARACIC Dominik	9 JAN 2000	CRO	0.68	27.66	59.54 31.88	1:33.15 33.61	2:06.43 33.28	8.73
29	5	8	LOW Low Zheng Yong	8 NOV 2002	MAS	0.68	28.04	1:00.89 32.85	1:33.73 32.84	2:06.87 33.14	9.17



Results Summary

Event Number 34

Rank	Heat	Lane	Name	Date of Birth	NOC Code	R.T.	50m	100m	150m	Time	Time Behind
30	2	7	ARYALINGGA Azel Zelmi	10 JUN 2001	INA	0.67	27.47	58.59 31.12	1:30.62 32.03	2:06.88 36.26	9.18
31	1	3	SCHNAPP Benjamin	11 MAY 2001	CHI	0.77	27.75	59.73 31.98	1:33.11 33.38	2:07.86 34.75	10.16
32	3	7	TODOROV Tihomir	12 JUL 2000	BUL	0.65	27.83	1:00.01 32.18	1:32.69 32.68	2:08.22 35.53	10.52
33	1	6	GONZALEZ PINERO Joaquin	6 NOV 2002	ARG	0.72	28.56	1:00.85 32.29	1:33.83 32.98	2:08.57 34.74	10.87
34	1	4	BALAMANE Moncef Aymen	9 APR 2001	ALG	0.66	27.99	1:00.51 32.52	1:33.96 33.45	2:08.73 34.77	11.03
35	2	2	SOAMMANUS Jeerakit	19 APR 2000	THA	0.72	28.48	1:00.07 31.59	1:35.38 35.31	2:12.02 36.64	14.32
36	1	2	PUYO Emilien	22 JAN 2003	MON	0.78	30.53	1:05.59 35.06	1:42.10 36.51	2:19.20 37.10	21.50
	2	1	HANSON Robin	2 APR 2001	SWE					DNS	

Legend:

Q Qualified for next phase

R.T. Reaction Time




Entry List by Event

As of THU 4 OCT 2018

Event Number 13

Number of entries: 24

Name	NOC Code	Date of Birth	Location of Qualification	Date of Qualification	Qualifying Time
CECCON Thomas	ITA	27 JAN 2001	ITA (Riccione)	12 APR 2018	2:00.43
HVAS Tomoe	NOR	1 JUN 2000	SWE (Trondheim)	8 JUL 2017	2:01.78
ARROYO Jarod	PUR	2 JAN 2001	COL (Barranquilla)	21 JUL 2018	2:02.37
LOPES Jose	POR	16 OCT 2000	FIN (Helsinki)	6 JUL 2018	2:02.55
LAHODA Jakub	CZE	10 MAR 2000	FIN (Helsinki)	5 JUL 2018	2:02.88
COHEN GROUMI Gal	ISR	22 APR 2002	FIN (Helsinki)	5 JUL 2018	2:03.13
PONTI Noe	SUI	1 JUN 2001	HUN (Gyor)	26 JUL 2017	2:03.59
KALUSOWSKI Jan	POL	12 MAR 2000	ISR (Netanya)	29 JUN 2017	2:03.70
KNOX Finlay	CAN	8 JAN 2001	CAN (Montreal)	7 APR 2018	2:03.73
MARIC Ognjen	CRO	4 NOV 2000	FIN (Helsinki)	5 JUL 2018	2:04.51
ZOMBORI Gabor	HUN	8 OCT 2002	HUN (Gyor)	22 JUN 2017	2:05.75
DUVENHAGE Hendrik Petrus	RSA	10 JUL 2001	RSA (Durban)	24 MAR 2018	2:06.19
BALAMANE Moncef Aymen	ALG	9 APR 2001	ALG (Alger)	22 JUL 2018	2:06.23
NGUYEN Huy Hoang	VIE	10 JUL 2000	BRU (Brunei)	10 NOV 2017	2:06.56
JOHNSON Jake	USA	29 FEB 2000	USA (East Meadow)	12 AUG 2017	2:06.91
ANG Maximilian Wei	SGP	19 MAR 2001	SGP (Singapore)	14 MAR 2018	2:07.13
DEMIR Demirkan	TUR	15 JUN 2001	HUN (Budapest)	22 APR 2017	2:07.26
WEEKES Luis Sebastian	BAR	10 APR 2000	ARU (Savaneta)	2 JUL 2018	2:07.37
GONZALEZ PINERO Joaquin	ARG	6 NOV 2002	ARG (Buenos Aires)	30 MAY 2018	2:07.45
CHAHAL Arvin	MAS	15 DEC 2000	MAS (Kuala Lumpur)	15 MAR 2018	2:07.51
BABIC Dusan	SRB	5 MAY 2000	FIN (Helsinki)	5 JUL 2018	2:07.67
BORTNICOV Nichita	MDA	26 APR 2002	ROU (Bucharest)	24 MAY 2018	2:08.02
MOK Marcus	HKG	22 JAN 2001	HKG (Hong-Kong)	11 FEB 2018	2:09.79
LOW Low Zheng Yong	MAS	8 NOV 2002	MAS (Kuala Lumpur)	15 MAR 2018	2:11.58



Medallists

Medal	Name	NOC
GOLD	HVAS Tomoe	NOR - Norway
SILVER	CECCON Thomas	ITA - Italy
BRONZE	KNOX Finlay	CAN - Canada




Results

Event Number 8

Rank	Lane	Name	NOC Code	R.T.	50m	100m	150m	Time	Time Behind
1	4	HVAS Tomoe	NOR	0.69	(1) 25.03	(1) 54.98 29.95	(1) 1:30.03 35.05	1:59.58 29.55	
2	1	CECCON Thomas	ITA	0.65	(2) 25.85	(2) 56.19 30.34	(2) 1:32.75 36.56	2:01.29 28.54	1.71
3	5	KNOX Finlay	CAN	0.67	(6) 26.34	(7) 58.23 31.89	(3) 1:32.96 34.73	2:01.91 28.95	2.33
4	3	COHEN GROUMI Gal	ISR	0.69	(3) 25.98	(5) 57.92 31.94	(4) 1:33.25 35.33	2:02.41 29.16	2.83
5	2	BALAMANE Moncef Aymen	ALG	0.66	(8) 26.93	(8) 59.95 33.02	(6) 1:34.28 34.33	2:04.17 29.89	4.59
6	6	PONTI Noe	SUI	0.77	(5) 26.28	(3) 57.52 31.24	(5) 1:34.19 36.67	2:04.20 30.01	4.62
7	8	ZOMBORI Gabor	HUN	0.77	(7) 26.48	(4) 57.80 31.32	(=7) 1:35.66 37.86	2:05.19 29.53	5.61
8	7	JOHNSON Jake	USA	0.69	(4) 26.09	(6) 58.05 31.96	(=7) 1:35.66 37.61	2:05.39 29.73	5.81

Legend:
R.T. Reaction Time



Results Summary

Event Number 8

Rank	Heat	Lane	Name	Date of Birth	NOC Code	R.T.	50m	100m	150m	Time	Time Behind
1	2	4	HVAS Tomoe	1 JUN 2000	NOR	0.70	25.05	55.32 30.27	1:30.16 34.84	1:59.77 29.61	Q
2	1	3	KNOX Finlay	8 JAN 2001	CAN	0.67	27.46	59.44 31.98	1:35.23 35.79	2:04.17 28.94	4.40 Q
3	1	5	COHEN GROUMI Gal	22 APR 2002	ISR	0.68	26.24	58.39 32.15	1:34.63 36.24	2:04.25 29.62	4.48 Q
4	3	3	PONTI Noe	1 JUN 2001	SUI	0.69	25.78	56.51 30.73	1:34.62 38.11	2:04.30 29.68	4.53 Q
5	1	6	BALAMANE Moncef Aymen	9 APR 2001	ALG	0.69	26.98	1:00.50 33.52	1:34.48 33.98	2:04.39 29.91	4.62 Q
6	3	2	JOHNSON Jake	29 FEB 2000	USA	0.72	26.05	57.31 31.26	1:34.93 37.62	2:04.48 29.55	4.71 Q
7	3	4	CECCON Thomas	27 JAN 2001	ITA	0.69	25.99	57.03 31.04	1:35.21 38.18	2:04.50 29.29	4.73 Q
8	3	6	ZOMBORI Gabor	8 OCT 2002	HUN	0.78	26.94	58.60 31.66	1:35.25 36.65	2:04.55 29.30	4.78 Q
9	3	5	LOPES Jose	16 OCT 2000	POR	0.66	26.75	58.15 31.40	1:35.03 36.88	2:04.64 29.61	4.87
10	1	4	ARROYO Jarod	2 JAN 2001	PUR	0.70	27.17	59.23 32.06	1:34.85 35.62	2:05.17 30.32	5.40
11	2	5	LAHODA Jakub	10 MAR 2000	CZE	0.72	27.24	59.51 32.27	1:35.50 35.99	2:05.49 29.99	5.72
12	2	2	ANG Maximillian Wei	19 MAR 2001	SGP	0.66	27.17	59.67 32.50	1:35.33 35.66	2:05.96 30.63	6.19
13	3	1	BABIC Dusan	5 MAY 2000	SRB	0.67	27.07	59.44 32.37	1:36.77 37.33	2:06.05 29.28	6.28
14	2	7	GONZALEZ PINERO Joaquin	6 NOV 2002	ARG	0.63	27.26	59.47 32.21	1:35.71 36.24	2:06.78 31.07	7.01
15	2	6	DUVENHAGE Hendrik Petrus	10 JUL 2001	RSA	0.73	25.56	56.80 31.24	1:35.00 38.20	2:06.89 31.89	7.12
16	1	1	MOK Marcus	22 JAN 2001	HKG	0.70	27.74	1:00.36 32.62	1:37.25 36.89	2:07.49 30.24	7.72
17	1	7	CHAHAL Arvin	15 DEC 2000	MAS	0.72	26.99	1:01.66 34.67	1:37.86 36.20	2:08.56 30.70	8.79
18	1	2	DEMIR Demirkan	15 JUN 2001	TUR	0.66	27.99	1:01.55 33.56	1:38.23 36.68	2:08.77 30.54	9.00
19	2	1	BORTNICOV Nichita	26 APR 2002	MDA	0.69	27.19	1:00.05 32.86	1:37.95 37.90	2:09.04 31.09	9.27
20	3	8	LOW Low Zheng Yong	8 NOV 2002	MAS	0.70	27.80	1:03.53 35.73	1:41.76 38.23	2:12.66 30.90	12.89
21	3	7	WEEKES Luis Sebastian	10 APR 2000	BAR	0.72	27.14	1:02.89 35.75	1:40.42 37.53	2:12.83 32.41	13.06
	2	3	KALUSOWSKI Jan	12 MAR 2000	POL					DNS	

Legend:	
Q Qualified for next phase	R.T. Reaction Time



Entry List by Event

As of FRI 5 OCT 2018

Event Number 20

REVISED
5 OCT 12:06

Number of entries: 9

NOC Code	Team
AUS	Australia
BRA	Brazil
CAN	Canada
CHN	People's Republic of China
HUN	Hungary
JPN	Japan
RUS	Russian Federation
RSA	South Africa
USA	United States Of America

REVISED Event numbers have been revised



Medallists

Medal	NOC	Name
Gold	RUS - Russian Federation	KOLESNIKOV Kliment MARKOV Daniil GERASIMENKO Vladislav MINAKOV Andrei
Silver	BRA - Brazil	SETIN SARTORI Murilo MARTINS COSTA PEIXOTO Lucas CALVELO de SOUZA Andre Luiz PINHEIRO de SOUZA Vitor
Bronze	ITA - Italy	BURDISSO Federico CECCON Thomas DE TULLIO Marco CALLONI Johannes



Results

Event Number 20

Rank	Lane	NOC	R.T.	50m	100m	Time	Time Behind
1	2	RUS - Russian Federation				3:18.11	
		KOLESNIKOV Kliment	0.68	23.39	48.04	(1) 48.04	
		MARKOV Daniil	0.39	23.34	49.58	(1) 1:37.62	
		GERASIMENKO Vladislav	0.20	24.37	51.56	(2) 2:29.18	
		MINAKOV Andrei	0.36	23.93	48.93	(1) 3:18.11	
2	6	BRA - Brazil				3:20.99	2.88
		SETIN SARTORI Murilo	0.71	24.48	50.55	(3) 50.55	
		MARTINS COSTA PEIXOTO Lucas	0.27	23.55	49.70	(3) 1:40.25	
		CALVELO de SOUZA Andre Luiz	0.27	23.18	48.87	(1) 2:29.12	
		PINHEIRO de SOUZA Vitor	0.34	24.57	51.87	(2) 3:20.99	
3	8	ITA - Italy				3:22.01	3.90
		BURDISSO Federico	0.68	23.79	50.06	(2) 50.06	
		CECCON Thomas	0.33	23.27	49.33	(2) 1:39.39	
		DE TULLIO Marco	0.21	23.94	50.84	(3) 2:30.23	
		CALLONI Johannes	0.38	24.56	51.78	(3) 3:22.01	
4	4	CHN - People's Republic of China				3:24.03	5.92
		WANG Guanbin	0.62	25.16	51.40	(5) 51.40	
		SHEN Jiahao	0.24	24.38	50.52	(4) 1:41.92	
		SUN Jiajun	0.47	24.62	51.71	(5) 2:33.63	
		HONG Jinquan	0.33	24.02	50.40	(4) 3:24.03	
5	7	AUS - Australia				3:24.69	6.58
		BRINKWORTH Ashton	0.69	24.27	50.79	(4) 50.79	
		BLACKBURN Lewis	0.33	24.92	51.69	(5) 1:42.48	
		JACKSON Joseph	0.22	24.03	50.89	(4) 2:33.37	
		SWINBURN Stuart	0.31	24.47	51.32	(5) 3:24.69	
6	5	JPN - Japan				3:26.80	8.69
		YOSHIDA Keisuke	0.70	25.24	52.14	(6) 52.14	
		TANIGUCHI Taku	0.15	24.19	51.15	(6) 1:43.29	
		ISHIKAWA Shinnosuke	0.17	25.01	52.22	(6) 2:35.51	
		HANAGURUMA Yu	0.18	24.19	51.29	(6) 3:26.80	
7	3	USA - United States of America				3:30.35	12.24
		BARAO Will	0.75	25.81	53.14	(7) 53.14	
		DANG Ethan	0.18	24.57	52.80	(7) 1:45.94	
		JOHNSON Jake	0.45	25.11	52.56	(8) 2:38.50	
		HARDER Ethan	0.29	24.79	51.85	(7) 3:30.35	
8	1	RSA - South Africa				3:31.19	13.08
		du PREEZ Ethan Mauritz	0.78	26.00	53.58	(8) 53.58	
		DUVENHAGE Hendrik Petrus	0.18	24.69	52.80	(8) 1:46.38	
		NORTJE Gabriel Pieter	0.36	24.11	51.02	(7) 2:37.40	
		HOULIE Michael James	0.38	25.38	53.79	(8) 3:31.19	

Legend:

R.T. Reaction Time

**Entry List by Event**

As of FRI 5 OCT 2018

Event Number 25**REVISED**
5 OCT 12:06Number of entries: **10**

NOC Code	Team
AUS	Australia
BRA	Brazil
CAN	Canada
CHN	People's Republic of China
HUN	Hungary
JPN	Japan
POL	Poland
RUS	Russian Federation
RSA	South Africa
USA	United States Of America

REVISED Event numbers have been revised



Medallists

Medal	NOC	Name
Gold	RUS - Russian Federation	KOLESNIKOV Kliment GERASIMENKO Vladislav MINAKOV Andrei MARKOV Daniil
Silver	CHN - People's Republic of China	WANG Guanbin SUN Jiajun SHEN Jiahao HONG Jinquan
Bronze	POL - Poland	KRASKA Jakub KALUSOWSKI Jan MAJERSKI Jakub KOZIEJKO Bartlomiej



Results

Event Number 25

Rank	Lane	NOC	R.T.	50m	100m	Time	Time Behind
1	4	RUS - Russian Federation				3:35.17	
		KOLESNIKOV Kliment	0.66	26.21	53.34	(1) 53.34	
		GERASIMENKO Vladislav	0.19	28.79	1:01.50	(1) 1:54.84	
		MINAKOV Andrei	0.32	24.29	51.14	(1) 2:45.98	
2	2	CHN - People's Republic of China				3:38.65	3.48
		MARKOV Daniil	0.25	23.19	49.19	(1) 3:35.17	
		WANG Guanbin	0.62	27.30	55.82	(3) 55.82	
		SUN Jiajun	0.34	28.14	1:00.12	(2) 1:55.94	
3	5	POL - Poland				3:41.51	6.34
		SHEN Jiahao	0.30	24.64	52.65	(2) 2:48.59	
		HONG Jinquan	0.23	24.16	50.06	(2) 3:38.65	
		KRASKA Jakub	0.74	27.04	55.79	(2) 55.79	
4	6	HUN - Hungary				3:43.60	8.43
		MAJERSKI Jakub	0.28	23.85	52.00	(3) 2:49.71	
		KOZIEJKO Bartlomiej	0.37	25.04	51.80	(3) 3:41.51	
		ZOMBORI Gabor	0.62	27.20	56.40	(4) 56.40	
5	1	ITA - Italy				3:45.23	10.06
		BOHM Sebestyen	0.30	28.71	1:02.75	(5) 1:59.15	
		MILAK Kristof	0.21	23.35	51.87	(4) 2:51.02	
		KALMAR Akos	0.17	24.79	52.58	(4) 3:43.60	
6	7	CAN - Canada				3:45.45	10.28
		LIENDO Joshua	0.03	24.47	53.89	(6) 2:54.28	
		MILANOVICH Alexander	0.36	29.01	1:03.29	(7) 2:00.39	
		SOMERSET Sebastian	0.57	27.45	57.10	(6) 57.10	
7	8	RSA - South Africa				3:45.90	10.73
		du PREEZ Ethan Mauritz	0.45	25.92	55.95	(7) 2:55.01	
		HOU LIE Michael James	0.25	26.90	1:01.08	(4) 1:59.06	
		NORTJE Gabriel Pieter	0.25	23.53	50.89	(7) 3:45.90	
3	JPN - Japan	DSQ					
		YOSHIDA Keisuke	0.67	29.45	1:00.11	(8) 1:00.11	
		HANAGURUMA Yu	0.27	29.64	1:02.39	(8) 2:02.50	
		ISHIKAWA Shinnosuke	-0.10				
		TANIGUCHI Taku					

Legend:
R.T. Reaction Time



Results Summary

Event Number 25

Rank	Heat	Lane	NOC / Name	R.T.	50m	100m	Time	Time Behind
1	2	7	Russian Federation				3:43.50	Q
			KOLESNIKOV Kliment	0.66	26.00	53.62	53.62	
			GERASIMENKO Vladislav	0.28	28.78	1:02.27	1:55.89	
			MINAKOV Andrei	0.42	25.59	55.58	2:51.47	
			MARKOV Daniil	0.32	24.37	52.03	3:43.50	
2	1	3	Poland				3:45.31	1.81 Q
			KRASKA Jakub	0.75	28.32	56.62	56.62	
			KALUSOWSKI Jan	0.50	29.94	1:03.71	2:00.33	
			MAJERSKI Jakub	0.25	24.61	52.64	2:52.97	
			KOZIEJKO Bartlomiej	0.43	25.44	52.34	3:45.31	
3	1	6	Japan				3:45.34	1.84 Q
			YOSHIDA Keisuke	0.63	28.82	59.16	59.16	
			HANAGURUMA Yu	0.30	29.18	1:01.66	2:00.82	
			ISHIKAWA Shinnosuke	0.04	24.10	52.41	2:53.23	
			TANIGUCHI Taku	0.36	24.80	52.11	3:45.34	
4	1	2	Hungary				3:45.41	1.91 Q
			ZOMBORI Gabor	0.62	27.74	56.76	56.76	
			BOHM Sebestyen	0.22	30.37	1:03.56	2:00.32	
			MILAK Kristof	0.20	24.19	52.58	2:52.90	
			KALMAR Akos	0.17	25.51	52.51	3:45.41	
5	2	4	P. R. of China				3:45.74	2.24 Q
			WANG Guanbin	0.58	27.53	56.93	56.93	
			SUN Jiajun	0.37	29.00	1:02.65	1:59.58	
			SHEN Jiahao	0.46	24.87	53.34	2:52.92	
			HONG Jinquan	0.31	24.97	52.82	3:45.74	
6	1	4	Canada				3:46.23	2.73 Q
			SOMERSET Sebastian	0.55	27.83	57.24	57.24	
			MILANOVICH Alexander	0.47	29.35	1:03.51	2:00.75	
			LIENDO Joshua	0.03	24.69	53.58	2:54.33	
			KNOX Finlay	0.25	25.08	51.90	3:46.23	
7	1	5	Italy				3:47.31	3.81 Q
			CALLONI Johannes	0.67	27.85	57.13	57.13	
			CECCON Thomas	0.25	30.18	1:05.77	2:02.90	
			BURDISSO Federico	0.09	24.18	52.58	2:55.48	
			DE TULLIO Marco	0.30	25.51	51.83	3:47.31	
8	2	5	South Africa				3:47.78	4.28 Q
			DUVENHAGE Hendrik Petrus	0.64	27.68	58.80	58.80	
			HOULIE Michael James	0.37	27.93	1:00.78	1:59.58	
			du PREEZ Ethan Mauritz	0.41	26.51	56.97	2:56.55	
			NORTJE Gabriel Pieter	0.40	23.81	51.23	3:47.78	
9	2	6	United States of America				3:47.91	4.41
			HARDER Ethan	0.59	27.62	57.01	57.01	
			DANG Ethan	0.40	29.46	1:03.47	2:00.48	
			JOHNSON Jake	0.60	25.46	54.97	2:55.45	
			BARAO Will	0.23	25.13	52.46	3:47.91	
	2	2	Australia				DNS	
	2	3	Brazil				DNS	



Results Summary

Event Number 25

Rank	Heat	Lane	NOC / Name	R.T.	50m	100m	Time	Time Behind
------	------	------	------------	------	-----	------	------	-------------

Legend:
Q Qualified for next phase
R.T. Reaction Time



Entry List by Event

As of FRI 5 OCT 2018

Event Number 7

REVISED
5 OCT 12:05

Number of entries: **20**

NOC Code	Team
ARG	Argentina
AUS	Australia
BRA	Brazil
CAN	Canada
CHI	Chile
CHN	People's Republic of China
GER	Germany
HUN	Hungary
ISR	Israel
JPN	Japan
MEX	Mexico
NZL	New Zealand
POL	Poland
RUS	Russian Federation
SGP	Singapore
RSA	South Africa
ESP	Spain
SWE	Sweden
SUI	Switzerland
USA	United States Of America

REVISED Event numbers have been revised



Medallists

Medal	NOC	Name	Gender
Gold	RUS - Russian Federation	KOLESNIKOV Kliment	M
		MINAKOV Andrei	M
		EGOROVA Polina	F
		KLEVANOVICH Elizaveta	F
		GERASIMENKO Vladislav	M
		MAKAROVA Anastasia	F
		MARKOV Daniil	M
		VASKINA Daria	F
Silver	BRA - Brazil	MARTINS COSTA PEIXOTO Lucas	M
		VIEIRA Ana Carolina	F
		CALVELO de SOUZA Andre Luiz	M
		TREVISAN RAURICH Rafaela	F
Bronze	CHN - People's Republic of China	SHEN Jiahao	M
		HONG Jinquan	M
		LIN Xintong	F
		YANG Junxuan	F



Results Summary

Event Number 7

Rank	Heat	Lane	NOC / Name	Gender	R.T.	50m	100m	Time	Time Behind
1	1	3	Brazil					3:30.92	
			MARTINS COSTA PEIXOTO Lucas	M	0.63	24.13	50.20	50.20	
			VIEIRA Ana Carolina	F	0.19	26.74	55.91	1:46.11	
			CALVELO de SOUZA Andre Luiz	M	0.48	23.94	49.64	2:35.75	
			TREVISAN RAURICH Rafaela	F	0.27	26.71	55.17	3:30.92	
2	3	7	Israel					3:33.57	2.65
			LOKTEV Denis	M	0.65	24.15	50.48	50.48	
			COHEN GROUMI Gal	M	0.21	23.83	50.88	1:41.36	
			GORBENKO Anastasia	F	0.16	26.31	55.38	2:36.74	
			POLONSKY Lea	F	0.46	27.36	56.83	3:33.57	
3	3	4	P. R. of China					3:33.76	2.84
			SHEN Jiahao	M	0.65	24.36	51.01	51.01	
			HONG Jinquan	M	0.22	24.05	50.61	1:41.62	
			LIN Xintong	F	0.36	27.06	56.58	2:38.20	
			YANG Junxuan	F	0.57	26.93	55.56	3:33.76	
4	3	3	Germany					3:34.09	3.17
			MIROSLAW Rafael	M	0.72	23.97	50.27	50.27	
			ARMBRUSTER Luca Nik	M	0.18	24.54	51.41	1:41.68	
			KOEHLER Angelina	F	0.34	27.02	56.75	2:38.43	
			MROZINSKI Julia Maria	F	0.37	26.46	55.66	3:34.09	
5	2	4	Australia					3:34.48	3.56
			BRINKWORTH Ashton	M	0.68	24.35	50.36	50.36	
			JACKSON Joseph	M	0.26	24.33	51.43	1:41.79	
			RYAN Michaela	F	0.25	26.92	56.18	2:37.97	
			WEBB Abbey	F	0.16	27.31	56.51	3:34.48	
6	1	4	Japan					3:35.95	5.03
			ISHIKAWA Shinnosuke	M	0.63	25.38	52.09	52.09	
			IKEMOTO Nagisa	F	0.42	26.14	54.52	1:46.61	
			YAMAMOTO Mayuka	F	0.29	26.40	55.39	2:42.00	
			TANIGUCHI Taku	M	0.34	25.91	53.95	3:35.95	
7	1	5	Poland					3:36.69	5.77
			KRASKA Jakub	M	0.68	24.50	50.08	50.08	
			MAJERSKI Jakub	M	0.21	23.74	50.19	1:40.27	
			FIEDKIEWICZ Kornelia	F	0.23	27.23	57.39	2:37.66	
			JURCZYK Karolina	F	0.26	27.04	59.03	3:36.69	
8	2	3	Russian Federation					3:36.98	6.06
			MARKOV Daniil	M	0.67	24.25	50.28	50.28	
			GERASIMENKO Vladislav	M	0.20	24.80	51.83	1:42.11	
			VASKINA Daria	F	0.34	27.59	57.20	2:39.31	
			MAKAROVA Anastasia	F	0.46	28.23	57.67	3:36.98	
9	3	6	New Zealand					3:37.52	6.60
			PICKETT Michael	M	0.76	23.95	50.77	50.77	
			FAIRWEATHER Erika	F	0.00	26.67	56.53	1:47.30	
			GALLOWAY Gina	F	0.15	27.48	58.90	2:46.20	
			REID Zac	M	0.19	24.48	51.32	3:37.52	
10	3	5	Switzerland					3:38.48	7.56
			DJAKOVIC Antonio	M	0.67	24.43	50.77	50.77	
			PONTI Noe	M	0.25	24.53	50.85	1:41.62	
			RICHTER Leoni	F	0.37	27.22	57.30	2:38.92	
			ONIEVA HENRICH Elena	F	0.31	28.33	59.56	3:38.48	
11	2	7	Canada					3:39.29	8.37
			LIENDO Joshua	M	0.69	25.41	52.23	52.23	
			KNOX Finlay	M	0.28	25.23	52.61	1:44.84	
			LEIBEL Kyla	F	0.12	25.79	55.08	2:39.92	
			KUCHERAN Nina	F	0.38	28.28	59.37	3:39.29	



Entry List by Event

As of FRI 5 OCT 2018

Event Number 36

REVISED
5 OCT 12:06

Number of entries: **25**

NOC Code	Team
ARG	Argentina
AUS	Australia
BRA	Brazil
CAN	Canada
CHI	Chile
CHN	People's Republic of China
COL	Colombia
CZE	Czech Republic
FIN	Finland
FRA	France
GER	Germany
HUN	Hungary
ISR	Israel
JPN	Japan
LTU	Lithuania
MEX	Mexico
NOR	Norway
POL	Poland
RUS	Russian Federation
SGP	Singapore
RSA	South Africa
ESP	Spain
SWE	Sweden
SUI	Switzerland
USA	United States Of America

REVISED Event numbers have been revised



Medallists

Medal	NOC	Name	Gender
Gold	CHN - People's Republic of China	WANG Guanbin	M
		SUN Jiajun	M
		LIN Xintong	F
		YANG Junxuan	F
		HONG Jinquan	M
		PENG Xuwei	F
Silver	RUS - Russian Federation	EGOROVA Polina	F
		MAKAROVA Anastasia	F
		MINAKOV Andrei	M
		KOLESNIKOV Kliment	M
		GERASIMENKO Vladislav	M
		KLEVANOVICH Elizaveta	F
		MARKOV Daniil	M
Bronze	JPN - Japan	KOJIMA Miku	F
		TANIGUCHI Taku	M
		ISHIKAWA Shinnosuke	M
		IKEMOTO Nagisa	F
		HANAGURUMA Yu	M


Results

Event Number 36

Rank	Lane	NOC	Gender	R.T.	50m	100m	Time	Time Behind
1	4	CHN - People's Republic of China					3:49.79	
		WANG Guanbin	M	0.55	26.65	55.31	(1) 55.31	
		SUN Jiajun	M	0.36	27.93	1:00.22	(1) 1:55.53	
		LIN Xintong	F	0.35	27.30	59.52	(1) 2:55.05	
		YANG Junxuan	F	0.32	26.42	54.74	(1) 3:49.79	
2	3	RUS - Russian Federation					3:51.46	1.67
		EGOROVA Polina	F	0.60	30.40	1:01.98	(2) 1:01.98	
		MAKAROVA Anastasia	F	0.31	33.38	1:10.00	(6) 2:11.98	
		MINAKOV Andrei	M	0.39	24.57	51.63	(6) 3:03.61	
		KOLESNIKOV Kliment	M	0.33	23.29	47.85	(2) 3:51.46	
3	5	JPN - Japan					3:51.74	1.95
		KOJIMA Miku	F	0.67	30.73	1:03.74	(8) 1:03.74	
		TANIGUCHI Taku	M	0.25	28.40	1:01.16	(2) 2:04.90	
		ISHIKAWA Shinnosuke	M	0.20	24.22	51.94	(2) 2:56.84	
		IKEMOTO Nagisa	F	0.35	26.17	54.90	(3) 3:51.74	
4	2	NOR - Norway					3:56.75	6.96
		LOEYNING Ingeborg Vassbakk	F	0.58	30.80	1:02.95	(5) 1:02.95	
		GRINDHEIM Andre Klippenberg	M	0.05	29.33	1:03.21	(3) 2:06.16	
		HVAS Tomoe	M	0.13	23.94	53.03	(3) 2:59.19	
		RYPESTOEL Malene	F	0.40	27.52	57.56	(4) 3:56.75	
5	7	USA - United States of America					3:56.81	7.02
		WHITE Rhyan	F	0.59	29.90	1:02.18	(3) 1:02.18	
		DANG Ethan	M	0.16	29.64	1:04.34	(4) 2:06.52	
		JOHNSON Jake	M	0.29	25.16	54.40	(4) 3:00.92	
		DOUGLASS Kate	F	0.20	26.50	55.89	(5) 3:56.81	
6	1	FRA - France					3:57.25	7.46
		TOUILI Lila	F	0.60	30.85	1:03.56	(7) 1:03.56	
		BASSO BERT Clara	F	0.27	32.54	1:09.49	(7) 2:13.05	
		COMTE Serguei	M	0.32	24.76	53.88	(7) 3:06.93	
		DELICES Jean-Marc	M	0.30	24.14	50.32	(6) 3:57.25	
7	6	CAN - Canada					3:57.32	7.53
		BROAD Madison	F	0.71	29.71	1:02.68	(4) 1:02.68	
		MILANOVICH Alexander	M	0.58	29.05	1:04.86	(5) 2:07.54	
		LIENDO Joshua	M	0.10	24.71	53.75	(5) 3:01.29	
		LEIBEL Kyla	F	0.35	26.51	56.03	(7) 3:57.32	
8	8	GER - Germany					3:57.88	8.09
		MROZINSKI Julia Maria	F	0.62	30.18	1:03.08	(6) 1:03.08	
		KRONIGER Anna	F	0.02	33.31	1:12.17	(8) 2:15.25	
		ARMBRUSTER Luca Nik	M	0.31	24.28	53.24	(8) 3:08.49	
		MIROSLAW Rafael	M	0.18	23.41	49.39	(8) 3:57.88	

Legend:
F Female

M Men

R.T. Reaction Time



Results Summary

Event Number 36

Rank	Heat	Lane	NOC / Name	Gender	R.T.	50m	100m	Time	Time Behind
1	4	8	P. R. of China					3:53.10	
			PENG Xuwei	F	0.61	29.56	1:01.64	1:01.64	
			SUN Jiajun	M	0.38	27.99	1:01.60	2:03.24	
			HONG Jinquan	M	0.42	25.13	54.25	2:57.49	
			YANG Junxuan	F	0.34	26.26	55.61	3:53.10	
2	2	3	Japan					3:54.14	1.04
			KOJIMA Miku	F	0.64	31.40	1:03.96	1:03.96	
			HANAGURUMA Yu	M	0.10	29.10	1:01.80	2:05.76	
			ISHIKAWA Shinnosuke	M	0.19	24.77	52.96	2:58.72	
			IKEMOTO Nagisa	F	0.21	26.40	55.42	3:54.14	
3	4	4	Russian Federation					3:54.42	1.32
			EGOROVA Polina	F	0.68	30.38	1:02.33	1:02.33	
			GERASIMENKO Vladislav	M	0.19	29.27	1:01.91	2:04.24	
			MARKOV Daniil	M	0.36	24.63	54.89	2:59.13	
			KLEVANOVICH Elizaveta	F	0.39	26.84	55.29	3:54.42	
4	3	4	Canada					3:55.37	2.27
			BROAD Madison	F	0.63	29.63	1:02.17	1:02.17	
			MILANOVICH Alexander	M	0.14	28.52	1:03.12	2:05.29	
			LIENDO Joshua	M	0.22	25.57	54.55	2:59.84	
			LEIBEL Kyla	F	0.23	26.29	55.53	3:55.37	
5	2	1	Norway					3:57.33	4.23
			LOEYNING Ingeborg Vassbakk	F	0.62	30.99	1:02.83	1:02.83	
			GRINDHEIM Andre Klippenberg	M	0.18	29.90	1:04.56	2:07.39	
			HVAS Tomoe	M	0.05	23.88	52.34	2:59.73	
			RYPESTOEL Malene	F	0.35	28.02	57.60	3:57.33	
6	4	5	United States of America					3:57.46	4.36
			WHITE Rhyan	F	0.61	29.79	1:02.17	1:02.17	
			DANG Ethan	M	0.20	29.64	1:04.62	2:06.79	
			JOHNSON Jake	M	0.44	25.11	54.30	3:01.09	
			DOUGLASS Kate	F	0.44	27.01	56.37	3:57.46	
7	3	1	France					3:57.80	4.70
			TOULI Lila	F	0.61	31.01	1:03.35	1:03.35	
			BASSO BERT Clara	F	0.25	33.11	1:09.95	2:13.30	
			COMTE Serguei	M	0.43	24.97	54.02	3:07.32	
			DELICES Jean-Marc	M	0.25	24.05	50.48	3:57.80	
8	3	8	Germany					3:58.07	4.97
			MROZINSKI Julia Maria	F	0.66	30.36	1:03.64	1:03.64	
			KRONIGER Anna	F	0.20	32.76	1:11.71	2:15.35	
			ARMBRUSTER Luca Nik	M	0.21	23.96	53.15	3:08.50	
			MIROSLAW Rafael	M	0.12	23.09	49.57	3:58.07	
9	2	8	Australia					3:58.41	5.31
			McKEOWN Kaylee	F	0.59	29.42	1:01.34	1:01.34	
			HODGES Chelsea	F	0.52	31.84	1:10.37	2:11.71	
			JACKSON Joseph	M	0.22	25.86	56.63	3:08.34	
			BRINKWORTH Ashton	M	0.22	23.81	50.07	3:58.41	
10	4	7	Poland					3:58.76	5.66
			KNOP Aleksandra	F	0.63	30.35	1:03.83	1:03.83	
			KALUSOWSKI Jan	M	0.15	28.87	1:03.70	2:07.53	
			MAJERSKI Jakub	M	0.39	25.11	53.94	3:01.47	
			FIEDKIEWICZ Kornelia	F	0.08	26.75	57.29	3:58.76	
11	2	7	Sweden					3:59.12	6.02
			SEELIGER Bjoern	M	0.59	26.92	57.57	57.57	
			BRUNZELL Hannah	F	0.37	32.44	1:11.14	2:08.71	
			JUNEVIK Sara	F	0.31	26.78	1:00.40	3:09.11	
			HANSON Robin	M	0.35	23.74	50.01	3:59.12	



Results Summary

Event Number 36

Rank	Heat	Lane	NOC / Name	Gender	R.T.	50m	100m	Time	Time Behind
12	4	2	Brazil					3:59.45	6.35
			de GOEIJ Fernanda	F	0.60	30.81	1:02.79	1:02.79	
			PINHEIRO de SOUZA Vitor	M	0.45	30.57	1:04.95	2:07.74	
			de CARVALHO PESSANHA Maria Luiza	F	0.29	28.77	1:01.55	3:09.29	
			MARTINS COSTA PEIXOTO Lucas	M	0.06	24.28	50.16	3:59.45	
13	1	3	Israel					3:59.68	6.58
			GORBENKO Anastasia	F	0.68	30.42	1:01.69	1:01.69	
			COHEN GROUMI Gal	M	0.19	30.83	1:05.78	2:07.47	
			POLONSKY Lea	F	0.29	28.74	1:01.85	3:09.32	
			LOKTEV Denis	M	0.09	24.14	50.36	3:59.68	
14	2	4	South Africa					4:01.33	8.23
			DUVENHAGE Hendrik Petrus	M	0.60	27.45	57.58	57.58	
			HOULIE Michael James	M	0.25	27.46	1:01.74	1:59.32	
			COETZEE Dune	F	0.59	29.82	1:03.42	3:02.74	
			MUNDELL Christin	F	0.33	28.24	58.59	4:01.33	
15	2	5	Hong Kong, China					4:02.51	9.41
			KAN Natalie	F	0.60	31.32	1:04.96	1:04.96	
			MOK Marcus	M	0.49	30.58	1:04.31	2:09.27	
			LIM Nicholas	M	0.37	25.68	55.61	3:04.88	
			HO Tinky	F	0.23	27.77	57.63	4:02.51	
16	1	6	Switzerland					4:03.37	10.27
			PONTI Noe	M	0.65	28.19	58.16	58.16	
			ONIEVA HENRICH Elena	F	0.50	34.71	1:13.75	2:11.91	
			DJAKOVIC Antonio	M	0.39	25.36	54.39	3:06.30	
			RICHTER Leoni	F	0.18	26.84	57.07	4:03.37	
17	1	5	Mexico					4:03.96	10.86
			CRUZ ZUNIGA Guillermo Ruben	M	0.58	28.45	58.50	58.50	
			PUENTE BUSTAMANTE Andres Eduardo	M	0.41	28.84	1:03.72	2:02.22	
			GUEVARA HERNANDEZ Miriam Carolina	F	0.64	28.68	1:02.08	3:04.30	
			SANSORES de la FUENTE Tayde Andrea	F	0.61	27.88	59.66	4:03.96	
18	3	7	Lithuania					4:04.02	10.92
			TAUTKUS Alanas	M	0.58	27.71	57.04	57.04	
			TETEREVKOVA Kotryna	F	0.42	32.40	1:09.26	2:06.30	
			SELEIKAITE Agne	F	0.27	28.36	1:05.77	3:12.07	
			PAVLIDI Arijus	M	0.28	24.39	51.95	4:04.02	
19	3	5	Argentina					4:04.39	11.29
			MENDEZ Juan Ignacio	M	0.55	28.36	58.27	58.27	
			ALBORZEN Maria Selene	F	0.36	33.62	1:11.99	2:10.26	
			GONZALEZ PINERO Joaquin	M	0.41	27.04	57.72	3:07.98	
			LEMA Julieta	F	0.42	26.60	56.41	4:04.39	
20	3	2	Republic Of Moldova					4:04.74	11.64
			SALCUTAN Tatiana	F	0.64	30.91	1:02.60	1:02.60	
			MOSCENSCAIA Anastasia	F	0.57	33.74	1:11.36	2:13.96	
			BORTNICOV Nichita	M	0.33	27.02	57.80	3:11.76	
			SEMIDETNOV Ivan	M	0.32	25.12	52.98	4:04.74	
21	3	3	Singapore					4:05.67	12.57
			GAN Ching Hwee	F	0.57	33.70	1:08.15	1:08.15	
			ANG Maximillian Wei	M	0.44	30.22	1:04.72	2:12.87	
			ONG Jung Yi	M	0.50	25.97	55.10	3:07.97	
			CHUE Christie May	F	0.53	27.69	57.70	4:05.67	
22	3	6	Finland					4:07.84	14.74
			KALLSTROM Roni	M	0.60	27.95	58.10	58.10	
			LAHTINEN Laura	F	0.36	33.80	1:13.74	2:11.84	
			HEINOLA Nea-Amanda	F	0.49	28.33	1:02.75	3:14.59	
			BELFER Alexey	M	0.37	24.81	53.25	4:07.84	



Results Summary

Event Number 36

Rank	Heat	Lane	NOC / Name	Gender	R.T.	50m	100m	Time	Time Behind
23	2	2	Croatia					4:09.71	16.61
			SULENTA Lucija	F	0.67	32.24	1:06.30	1:06.30	
			CULINA Nika	F	0.25	34.72	1:13.81	2:20.11	
			KARACIC Dominik	M	0.16	25.81	56.66	3:16.77	
			MARIC Ognjen	M	0.09	25.26	52.94	4:09.71	
24	4	1	Kazakhstan					4:15.60	22.50
			REZVANTSEVA Anastassiya	F	0.71	31.95	1:05.41	1:05.41	
			NAZAROVA Diana	F	0.62	37.87	1:20.34	2:25.75	
			SHATSKOV Kirill	M	0.50	26.10	56.39	3:22.14	
			OKHOTINSKIY Alen	M	0.47	25.70	53.46	4:15.60	
25	1	4	Colombia					4:18.04	24.94
			RINCON VELASCO Anthony	M	0.55	27.57	57.14	57.14	
			ROMAN MANTILLA Maria Clara	F	0.29	39.72	1:24.79	2:21.93	
			BECERRA QUINTANILLA Valentina	F	0.34	28.81	1:02.54	3:24.47	
			MORALES RESTREPO Juan Manuel	M	0.24	25.99	53.57	4:18.04	
26	2	6	Uzbekistan					4:18.99	25.89
			UMUROV Akhmadjon	M	0.66	29.34	1:02.12	1:02.12	
			SIDORCHUK Aleksey	M	0.35	30.58	1:05.80	2:07.92	
			MENLIBAEVA Bibigul	F	0.45	31.79	1:10.40	3:18.32	
			KRITININA Natalya	F	0.27	28.17	1:00.67	4:18.99	
27	4	3	Chile					4:21.96	28.86
			ARDILES Trinidad Paz	F	0.67	32.00	1:05.38	1:05.38	
			MARIN Ines	F	0.32	38.94	1:23.60	2:28.98	
			SCHNAPP Benjamin	M	0.71	26.64	57.98	3:26.96	
			VALDIVIESO Martin Ignacio	M	0.39	25.70	55.00	4:21.96	

Legend:

F Female

M Men

Q Qualified for next phase

R.T. Reaction Time

BUENOS AIRES 2018

