



*"New Handles, New Look"*

## Cabinet Handles and Knobs



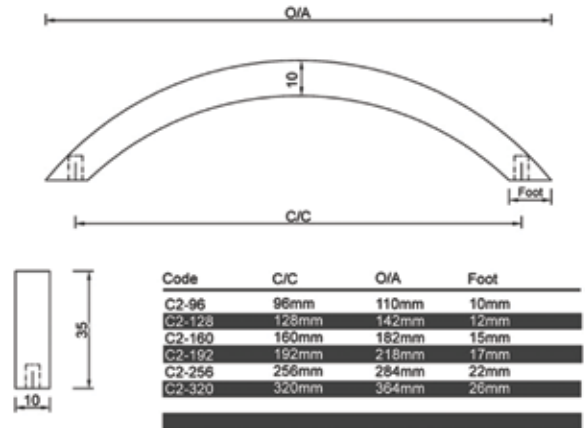


# Stainless Steel Handles & Knobs



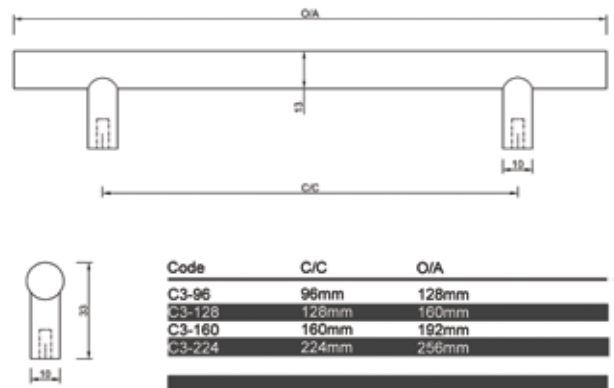
## C2 - SYDNEY BOW

96, 128, 160, 192, 256 or 320mm C/C | SS  
Also available in Black



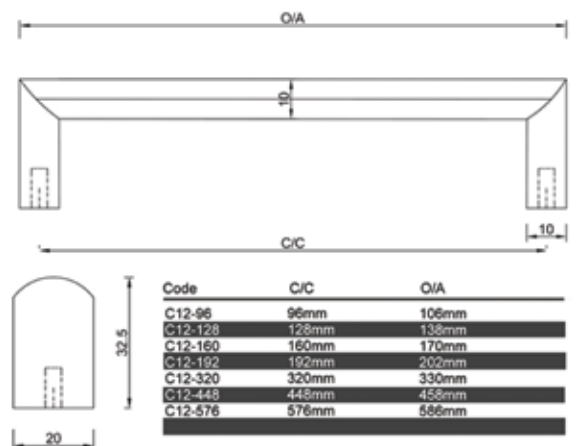

## C3 - POST AND RAIL

96, 128, 160 or 224mm 12mm Dia. C/C | SS or PSS



## C12 - CITY OVAL

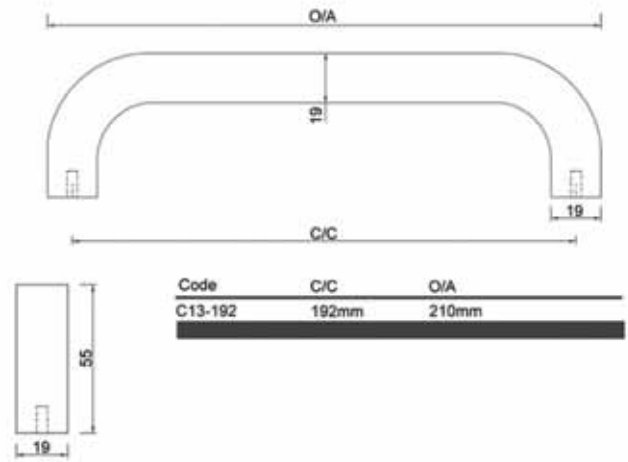
96, 128, 160, 192, 320, 448 or 576mm C/C | SS or PSS  
Also available in Black



# STAINLESS STEEL HANDLES & KNOBS

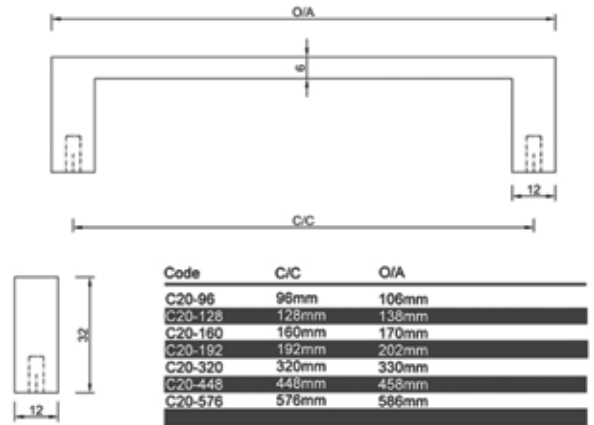
## C13 - QUEENSLAND

192mm C/C | SS





## C20 - MELBOURNE BAR

96, 128, 160, 192, 320, 448 or 576mm C/C | SS  
Also available in Black



## C21 - VICTORIA

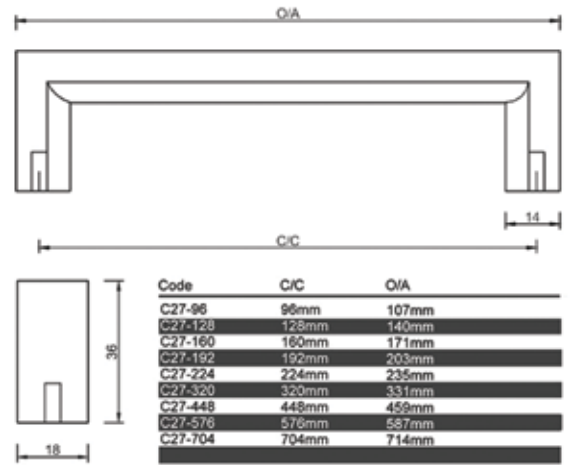
96, 128, 160, 224, 288, 352, 416, 480 or 544mm C/C | SS  
Also available in Black





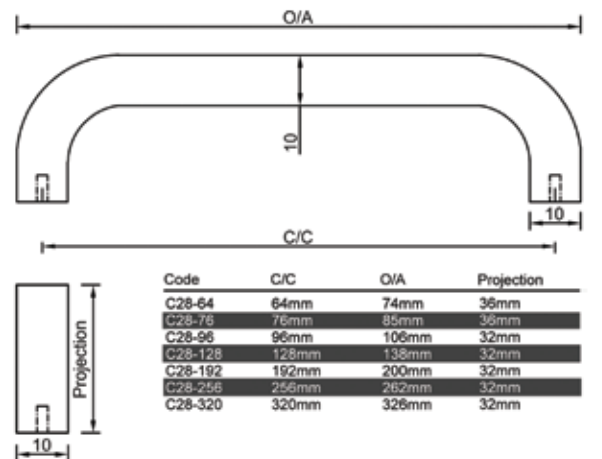
## C27 - IPSWICH

96, 128, 160, 192, 224, 320, 448, 576 or 704mm C/C | SS  
Also available in Black



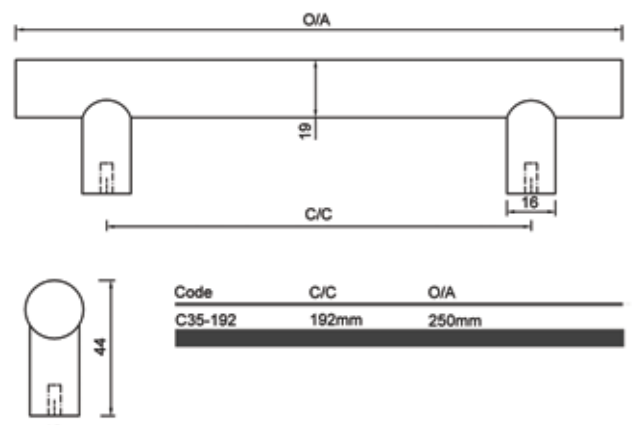
## C28 - CASTILLA

64, 76, 96, 128, 192, 256 or 320mm C/C | SS



## C35 - POST AND RAIL

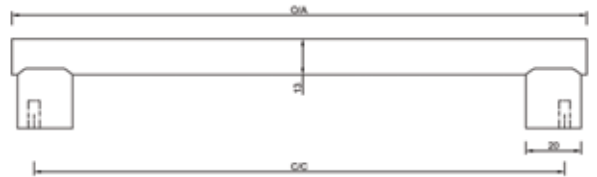
192mm C/C | SS



# STAINLESS STEEL HANDLES & KNOBS

## C73 - EURO

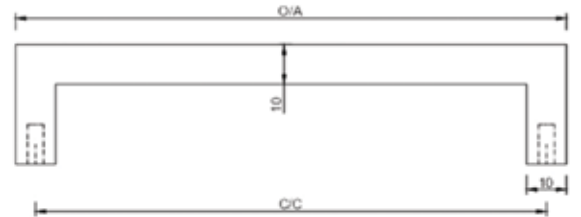
96, 128, 160, 192, 256, 320, 384, 448 or 576mm C/C | SS/SN



Code	C/C	O/A
C73-96	96mm	112mm
C73-128	128mm	144mm
C73-160	160mm	209mm
C73-256	256mm	272mm
C73-320	320mm	334mm
C73-384	384mm	398mm
C73-448	448mm	464mm
C73-576	576mm	592mm

## C77 - DUBBO

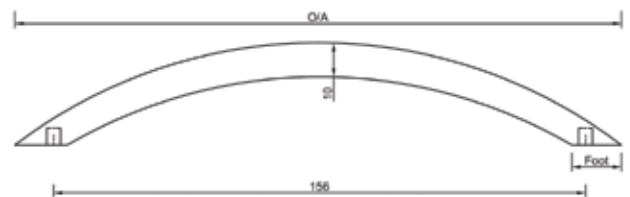
96, 128, 160, 192, 224, 288, 320 or 448mm C/C | SS  
Also available in Black



Code	C/C	O/A
C77-96	96mm	106mm
C77-128	128mm	138mm
C77-160	160mm	170mm
C77-192	192mm	202mm
C77-224	224mm	234mm
C77-288	288mm	298mm
C77-320	320mm	330mm
C77-448	448mm	458mm

## C43 - MIAMI

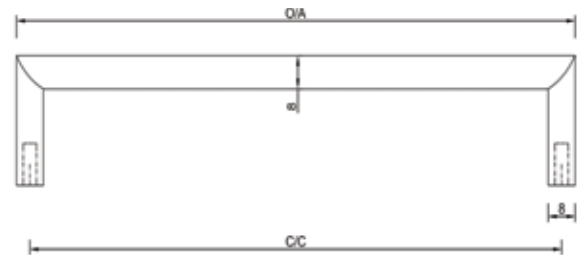

96, 128, 160, 192, 256 or 320mm C/C | SS or PSS



Code	C/C	O/A	Projection	Foot
C43-96	96mm	108mm	30mm	8mm
C43-128	128mm	147mm	30mm	15mm
C43-160	160mm	184mm	30mm	18mm
C43-192	192mm	218mm	30mm	22mm
C43-256	256mm	292mm	33mm	25mm
C43-320	320mm	346mm	28mm	30mm

## C79 - MAINZ


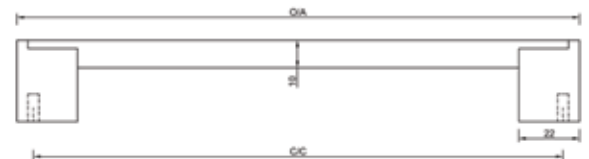
96, 128, 160, 192, 224, 288, 352, 416, 480 or 544mm C/C | SS or PSS  
Also available in Black



Code	C/C	O/A
C79-96	96mm	104mm
C79-128	128mm	136mm
C79-160	160mm	168mm
C79-192	192mm	200mm
C79-224	224mm	232mm
C79-288	288mm	296mm
C79-352	352mm	360mm
C79-416	416mm	424mm
C79-480	480mm	488mm
C79-544	544mm	552mm

## C96 - SOUTHPORT

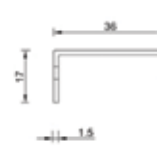

96, 128, 192, 320 or 448mm C/C | SS/CH



Code	C/C	O/A
C96-CH-96	96mm	108mm
C96-CH-128	128mm	140mm
C96-CH-192	192mm	205mm
C96-CH-320	320mm	332mm
C96-CH-448	448mm	460mm

## C137 - CALOUDRA


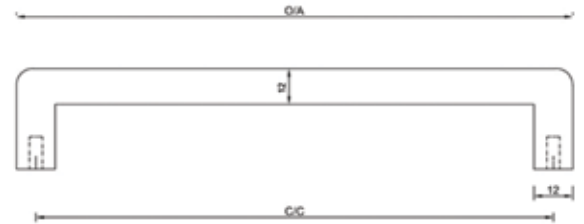
40, 100, 200, 300, 400, 500, 600, 700 or 800mm O/A | SS  
Also available in Black



Code	O/A	C/C
C137-40	40mm	20mm
C137-100	100mm	80mm
C137-200	200mm	160mm
C137-300	300mm	240mm
C137-400	400mm	320mm
C137-500	500mm	400mm
C137-600	600mm	480mm
C137-700	700mm	560mm
C137-800	800mm	640mm

## C142 - REDCLIFFE

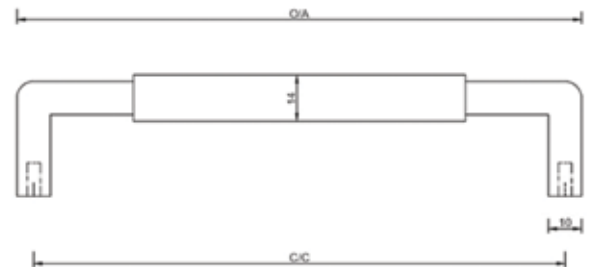
96, 128, 160, 192, 256, 320 or 448mm C/C | SS  
Also available in Black



Code	C/C	O/A
C142-96	96mm	116mm
C142-128	128mm	138mm
C142-160	160mm	170mm
C142-192	192mm	202mm
C142-256	256mm	266mm
C142-320	320mm	330mm
C142-448	448mm	458mm

## C143 - NORTH LAKES

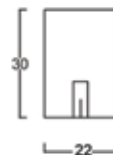
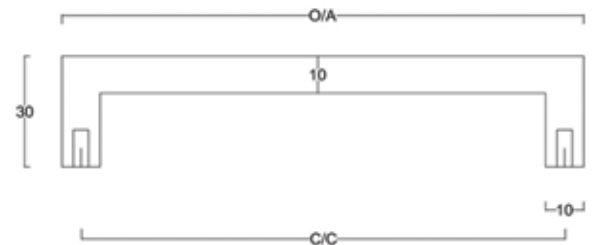
96, 128, 160, 192, 256 or 320mm C/C | SS/PSS



Code	C/C	O/A
C142-96	96mm	104mm
C142-128	128mm	136mm
C142-160	160mm	168mm
C143-192	192mm	200mm
C143-256	256mm	264mm
C143-320	320mm	328mm

## C166 - WIDE BAY

96, 128, 160, 192, 224, 288, 352, 480 or 544mm C/C | SS  
Also available in Black



Code	C/C	O/A
C166-96	96mm	105mm
C166-128	128mm	137mm
C166-160	160mm	169mm
C166-192	192mm	201mm
C166-224	224mm	235mm
C166-288	288mm	297mm
C166-352	352mm	361mm
C166-480	480mm	489mm
C166-544	544mm	553mm



**K6 - THUMPULL**

22mm dia. | SS or PSS



**K55 - TABLE**

24mm or 35mm dia. | SS




**K60 - CHERMSIDE**

25mm x 28mm O/A | SS or PSS



**K61 - MOOLOOLABA**

20mm x 22mm or 40mm x 40mm O/A | SS



**K70 - BOONDALL**

20mm or 35mm dia. | SS



**K72 - PERTH**

18mm dia. | SS



**K77 - ADELAIDE**

36mm dia. | SS



**K86 - CLONTARF**

20mm or 30mm dia. | SS



**K87 - NUNDAH**

24mm dia. | SS





# Zinc Die Cast Cabinet Handles



**C1 - CANBERRA**

96mm C/C | SN/CH



**C6 - DARWIN**

128mm C/C | SN



**C7 - SURRY HILLS**

64, 96 or 128mm C/C | SN



**C10 - TOOWOOMBA**

96mm C/C | SN



**C11 - HOBART**

128mm C/C | CH, SN or BL



**C18 - MAROOCHDORE**

64, 96 or 128mm C/C | SN/CH or BL/MattGD



**C19 - GOLD COAST**

96 or 128mm C/C | GD



**C22 - ASCOT**

96 or 128mm C/C | AS or BL



## C23 - PETRIE

96mm C/C | SN



## C25 -METRO

96mm C/C | SN/CH



## C26 -PARIS

96 or 128mm C/C | IV/GD



## C33 -GLADSTONE

128, 160 or 224mm C/C | SN



## C38 -ALBURY

96 or 128mm C/C | SN or BL



## C39 -ALDERLEY

96 or 128mm C/C | SN or CH



## C40 -BANYO

96mm C/C | CH or SN



## C44 - EYELID PULL

96mm C/C | SN or BL





**C56 - BROADBEACH**  
64, 96 or 128mm C/C | SN/CH



**C57 - SLIM BOW**  
40mm C/C | SN, BL or CH



**C60 - TWIN WATERS**  
96 or 128mm C/C | CH



**C62 - ROBINA**  
128mm C/C | SN



**C75 - MILDURA**  
128, 160 or 192mm C/C | CH



**C76 - EYELID**  
64mm C/C | CH or SN



**C82 - TAMWORTH**  
160mm C/C | SN/CH



**C84 - TWEED HEADS**  
128, 160 or 192mm C/C | SC or BL



## C86 - FRANSTON

128, 160 or 192mm C/C | CH



## C87 - BUNDALL

32, 96, 128, 160, 224 or 320mm C/C | SN



## C90 - LIVERPOOL

64 or 96mm C/C | BL



## C91 - PENRITH

96mm C/C | AS

Matching Knobs: K62 & K63



## C93 - ENOGERA

96, 128 or 160mm C/C | SN or GD



## C98 - SURFERS PARADISE

96 or 128mm C/C | SN/CH or BL/CH



## C100 - LABRADOR

192mm C/C | GD, BL or CH



## C104 - BUDERIM

96 or 128mm C/C | SN



## C108 - RICHMOND

160 or 288mm C/C | SN or BL



## C109 - STUART

160 or 224mm C/C | SN or CH




## C115 - WOLLONGONG

16, 128 or 192mm | SN



## C117 - GLITTER

32, 64, 96 or 128mm | CH or GD



## C120 - GEELONG

96, 160 or 256mm C/C | CH



## C121 - CARLTON

160mm C/C | CH



## C122 - DIAMONTE

64mm C/C | CH

Matching Knob: K52



## C129 - KAWANA

128mm C/C | CH



## C130 - GREENSLOPES

32, 96 or 160mm C/C | SN



## C134 - WESTON

96mm C/C | BL/WH



## C135 - FERNGULLY

96 or 128mm C/C | AS or AG



## C136 - OXFORD

64mm or 80mm C/C | AS



## C138 - MALENY

96, 128 or 160mm C/C | MattAB, MattAC or SN



## C139 - ASPLEY

96, 128 or 160mm C/C | AC or BL

Matching Knob: K74



## C140 - NEW FARM

96mm C/C | GlossyAB

Matching Knob: K75



## C141 - ARMIDALE

96mm C/C | AC

Matching Knob: K76





## C144 - BYRON BAY

96, 128 or 160mm C/C | COF

Matching Knob: K78



## C146 - SANDGATE

96 or 128mm C/C | GlossyAB



## C147 - HAMPTON

96, 128 or 160mm C/C | AS or BL

Matching Knob: K80



## C148 - COUNTRY

128mm C/C | AS, BL or AG

Matching Knob: K81



## C150 - BATHURST

96, 128 or 160mm C/C | COP or GY

Matching Knob: K84



## C151 - CHAPEL HILL

96, 128 or 160mm C/C | MattAS or BL



## C152 - GRACEVILLE

96 or 128mm C/C | MattAS or BL

Matching Knob: K100



## C153 - PORT MACQUARIE

96, 128 or 160mm C/C | BL or WH



## C154 - ESSENDON

96mm C/C | BL



## C155 - DONCASTER

32mm C/C | SN, CH or BL



## C161 - RETRO

128 or 192mm C/C | COP



## C162 - COPPABELLA

96, 128 or 160mm C/C | COP



## C163 - MARYBOROUGH

96 or 128mm C/C | BL or PN



## C167 - WHALE BAY

64, 96 or 128mm C/C | BL/WH



## C169 - WADEVILLE

96, 128 or 160mm C/C | BL or GY

Matching Knob: K107



## C171 - NEDLANDS

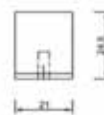
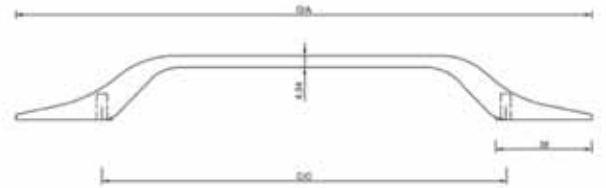
76/96, 128, 160 or 192mm C/C | BL or SN

Matching Knob: K108



## C32 - HAMILTON

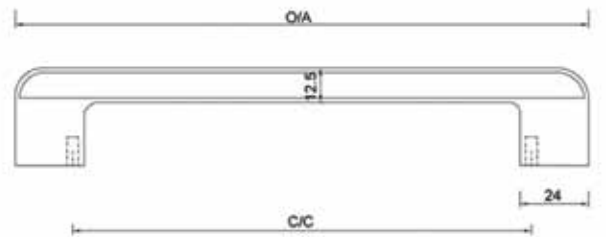
160, 192 or 256mm C/C | SN



Code	C/C	O/A	Projection
C32-160	160mm	228mm	24mm
C32-192	192mm	260mm	24mm
C32-256	256mm	322mm	24mm

## C61 - BENDIGO

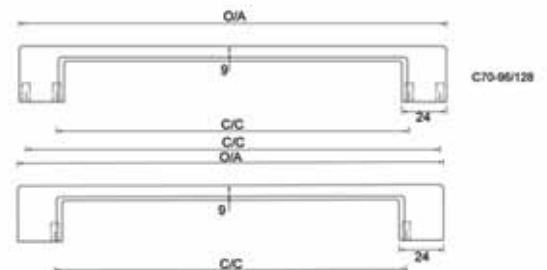

96, 128, 160 or 192mm C/C | CH/WH, SN/BL, CH/BL or CH/BL



Code	C/C	O/A	Projection
C61-96	96mm	132mm	28mm
C61-128	128mm	162mm	34mm
C61-160	160mm	200mm	34mm
C61-192	192mm	232mm	34mm

## C70 - NARANGBA

96/128, 160, 192 or 320mm C/C | MattWH, GD, MattGD, BL, SN or CH


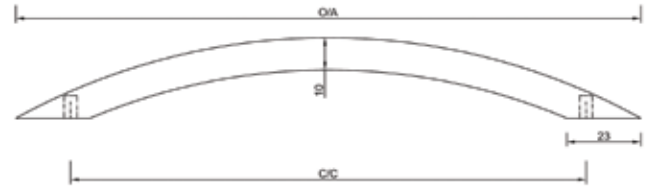


Code	C/C	O/A
C70-96/128	96mm	134mm
C70-96/128	128mm	134mm
C70-160	160mm	198mm
C70-192	192mm	230mm
C70-320	320mm	358mm

# ZINC DIE CAST CABINET HANDLES

## C103 - WEST END

160, 192 or 224mm C/C | SN or CH



Code	C/C	O/A
C103-160	160mm	190mm
C103-192	192mm	235mm
C103-224	224mm	265mm

## C107 - META

32, 96, 128, 160, 224 or 320mm C/C | BL

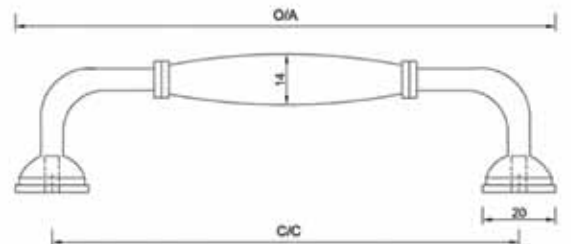


Code	C/C	O/A
C107-32-BL	32mm	45mm
C107-96-BL	96mm	120mm
C107-128-BL	128mm	150mm
C107-160-BL	160mm	190mm
C107-224-BL	224mm	255mm
C107-320-BL	320mm	350mm

## C126 - VINTAGE

96, 128, 192 or 224mm C/C | BL, AG or SN

Matching Knob: K53



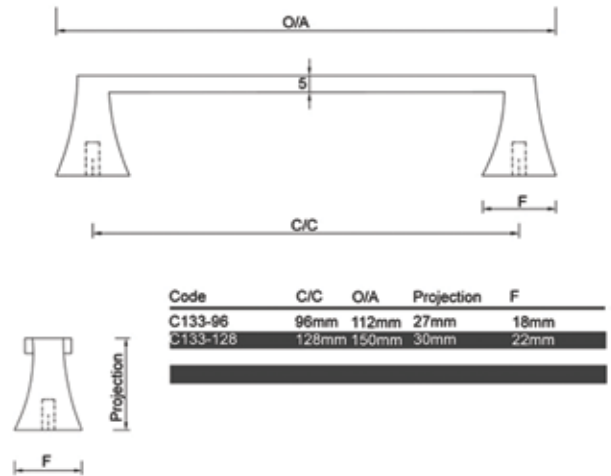
Code	C/C	O/A
C126-96	96mm	112mm
C126-128	128mm	146mm
C126-192	192mm	216mm
C126-224	224mm	244mm



## C133 - ST GEORGE

96 or 128mm C/C | MattGD, BL, RG or MattAS

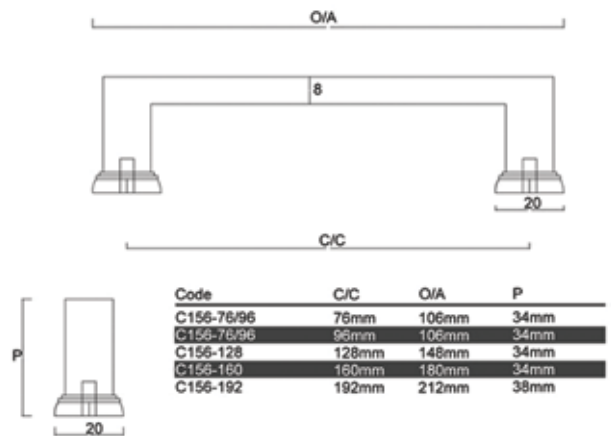
Matching Handle: K3



## C156 - BONDI

76/96, 128, 160 or 192mm C/C | PN, SN or BL

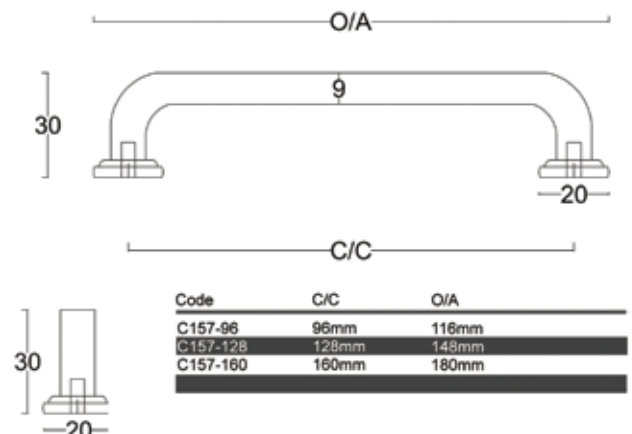
Matching Handle: K91



## C157 - FOSTER

96, 128 or 160mm C/C | BL, CH or SN

Matching Handle: K93

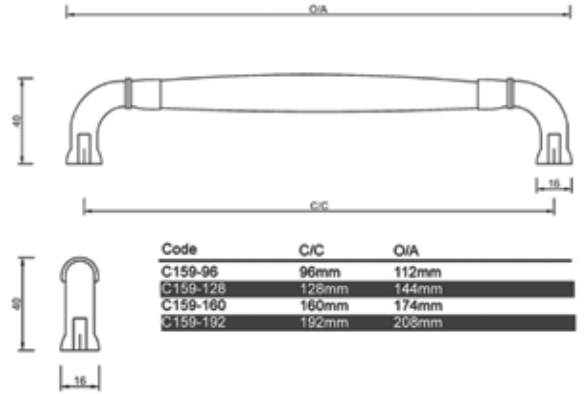


# ZINC DIE CAST CABINET HANDLES

## C159 - NAMBOUR

96, 128, 160, 192mm C/C | PN, COP or BL

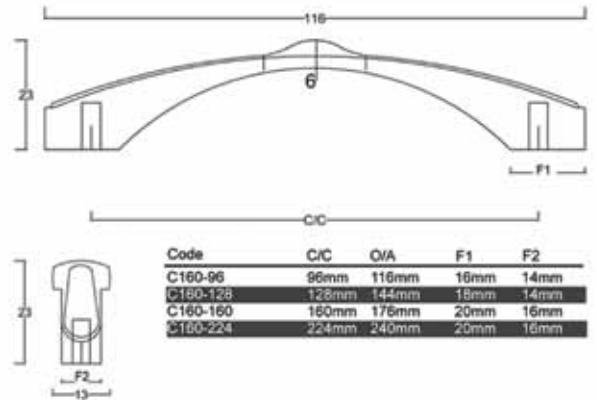
Matching Handle: K102



## C160 - TASMANIA

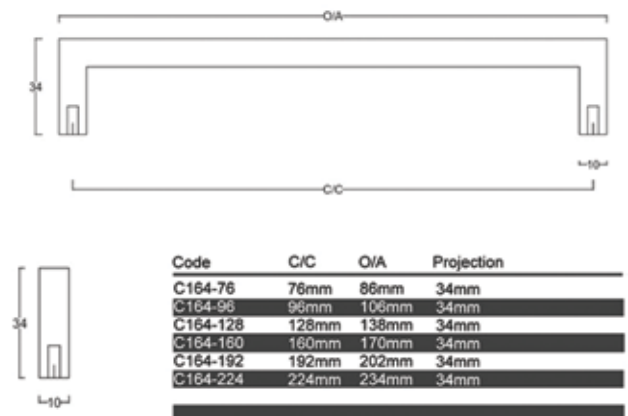
96, 128, 160 or 224mm C/C | MattGD, BL or RG

Matching Handle: K19



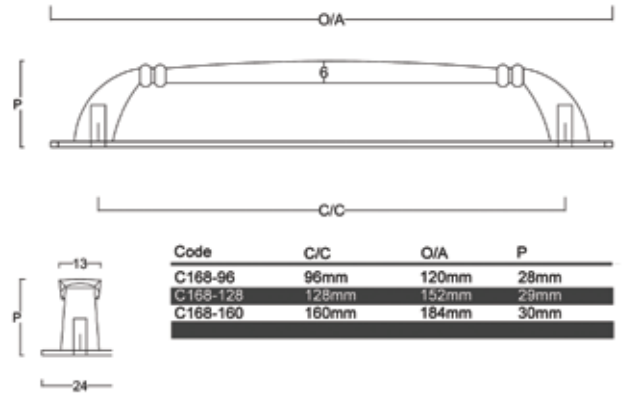
## C164 - MORETON BAY

76, 96, 128, 160, 192 or 224mm C/C | WH, BL or COP



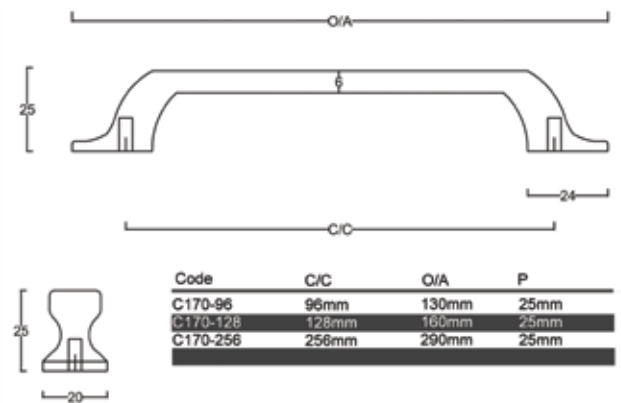
## C168 - QUEANBEYAN

96, 128 or 160mm C/C | SN or BL



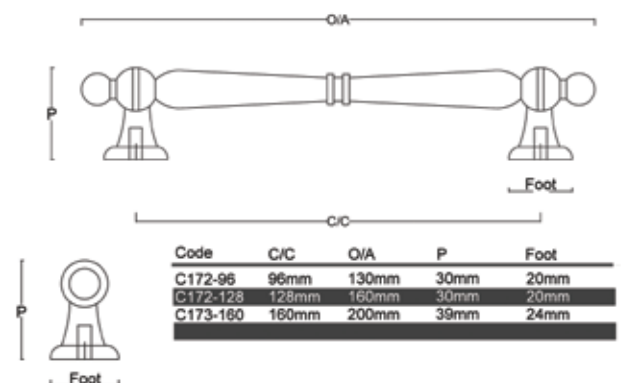
## C170 - BOTHWELL

96, 128mm or 256mm C/C | SN, CH or BL



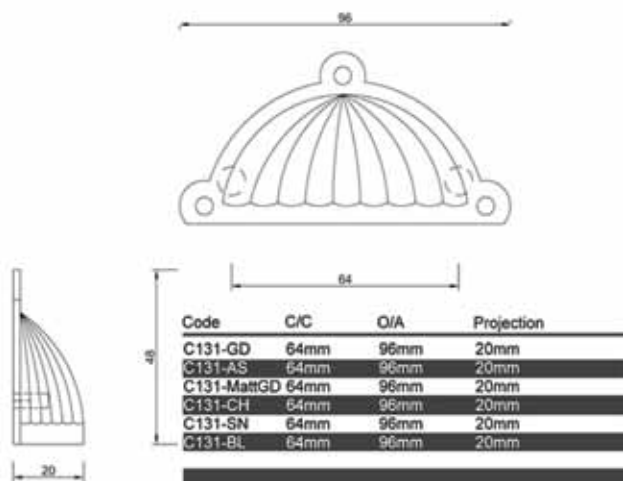
## C172/C173 - KYVALLEY

96, 128 or 160mm | CH, BL, GD or SN



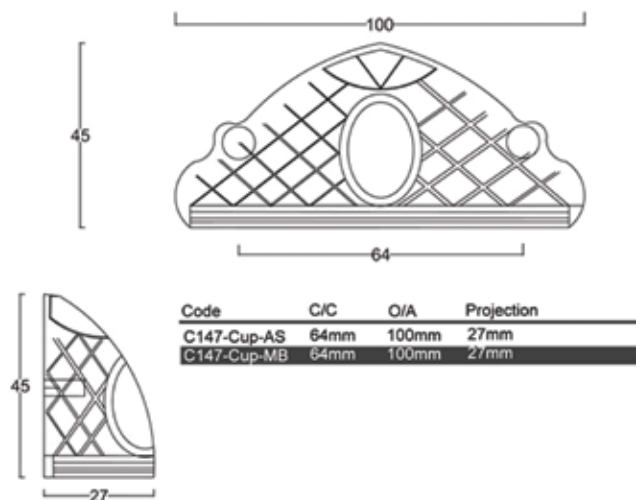
## C131 - HERITAGE

64mm C/C | GD, AS, MattGD, CH, SN, BL



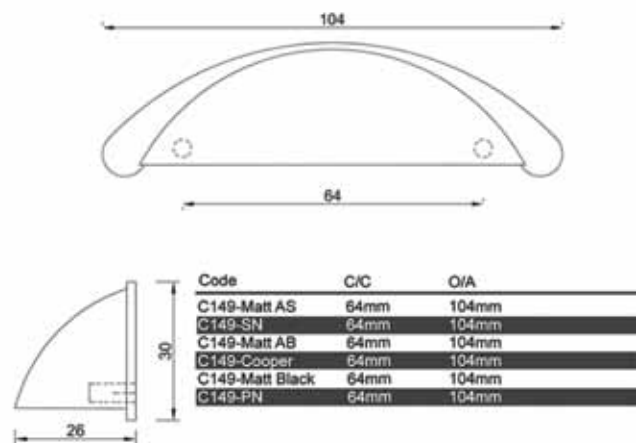
## C147-CUP - HAMPTON CUP

64mm C/C | BL or AS  
Matching Handle: K80



## C149 - TRADITIONAL

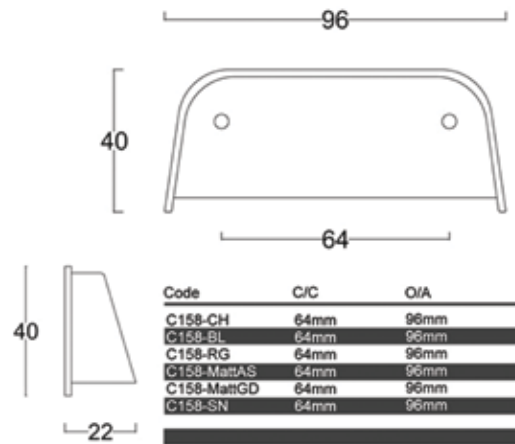
64mm C/C | MattAS, SN, MattAB, COP, BL or PN





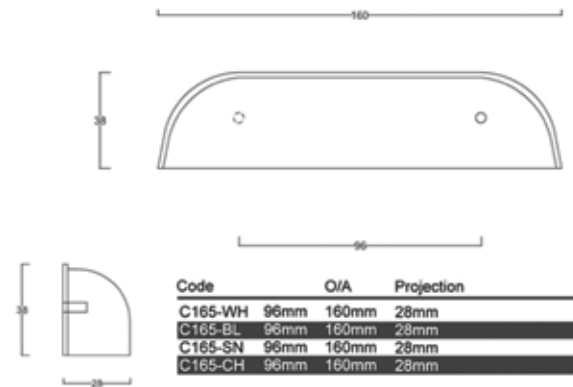
## C158 - SHAKER

64mm C/C | CH, BL, RG, MattAS, MattGD or SN



## C165 - MODERN

96mm C/C | WH, BL, SN or CH





# Knobs



**K2 - BALLARAT**

16mm or 20mm dia. | SN

Matching Handle: C1



**K3 - ST GEORGE**

32mm dia. | BL, MattAS, MattGD or RG

Matching Handle: C133



**K5 - EYELID PULL**

32mm C/C 50mm O/A dia. | SN OR BL



**K15 - THUMB PULL**

16mm dia. | SN, CH, BN or BL



**K17 - ROUND MUSHROOM**

32mm dia. | SN, BL, GD, CH, RG, MattAS or MattGD



**K19 - TASMANIA**

30mm dia. | BL, MattGD or RG

Matching Handle: C160



**K20 - RAISED DISC**

30mm dia. | GD



**K21 - NOWRA**

22mm dia. | SN





**K26 - BUSSELTON**

40mm dia. | MattAS




**K28 - SHEPPARTON**

22mm dia. | AS



**K31 - DEVONPORT**

20mm O/A. | CH, SN, MattGD, BL, MattWH or GD  
Matching Handle: C70




**K32 - BUNBURY**

30mm dia. | CH, BN, SN, AS, BL or AB



**K33 - KALGOORLIE**

16mm C/C 60mm O/A | SN



**K34 - MOREWELL**

32mm C/C 55mm O/A | SN



**K35 - MANLY**

38mm dia. | SN, BL or WH



**K37 - HERVEY BAY**

30mm dia. | SN/CH, BL/CH or BL/MattGD  
Matching Handle: C98





**K39 - HERSTON**

32mm C/C 42mm O/A | SN or CH



**K40 - LISMORE**

32mm C/C 58mm O/A | SN or CH



**K41 - TOWNSVILLE**

16mm C/C 56mm O/A | SN or BL




**K42 - LAUNCESTON**

32mm C/C 48mm O/A OR  
64mm C/C 78mm O/A | SN or CH



**K43 - GERALDTON**

32mm C/C 40mm O/A | CH, BL or GD




**K44 - FINGER PULL**

18mm dia. | SN



**K45 - BUNDABERG**

20mm O/A | SN or SC



**K46 - ANTIQUE**

52mm dia. | AS or AG




**K47 - BARGARA**

16mm C/C 36mm O/A | SN or CH




**K48 - WAGGA WAGGA**

16mm C/C 40mm O/A | SN or CH



**K49 - NEWPORT**

32mm C/C 60mm O/A | SN



**K51 - CHILDERS**

16mm dia. | SN, BL, AG or AS



**K52 - DIAMONTE**

30mm O/A | CH

Matching handle: C122



**K53 - VINTAGE**

68mm O/A | BL, SN or AG

Matching Handle: C126



**K54 - GLAMOUR**

30mm dia. | Glass/CH



**K56 - REGAL**

20mm O/A | Glass/CH



**K57 - ROYAL**

25mm O/A | Glass/CH



**K59 - ELIZA**

30mm dia. | AS, GD/IV or AG



**K62 - PENRITH**

26mm O/A | AS

Matching Handle: C91



**K63 - PENRITH DROP**

37mm O/A D-42mm | AS

Matching Handle: C91



**K64 - ROYALE**

35mm or 45mm O/A | AS or MattGD



**K65 - MONTO**

42mm O/A | BN, AS or CH



**K66 - WESTON**

32mm dia. | AG/WH, CH/WH or BL/WH



**K66 BLACK- WESTON**

32mm dia. | SN/BL or CH/BL



**K67 - OXFORD**

33mm dia. | AS or AG  
 Matching Handle: C135



**K68 - BRAY PARK**

17mm O/A | SN, CH, GD, BL or AS



**K69 - MONTVILLE**

30mm dia. | Glass/CH or Glass/GD



**K69-BL - MONTVILLE BLACK**

30mm dia. | Black Glass/CH or Black Glass/ GD




**K73 - MALENY**

33mm or 30mm (MattAB) dia. | SN, MattAC or MattAB  
 Matching Handle: C138



**K74 - ASPLEY**

30mm O/A | AC or BL  
 Matching Handle: C139



**K75 - NEW FARM**

25 x 34.5mm | GlossyAB  
 Matching Handle: C140



**K76 - ARMIDALE**

32mm dia. | AC  
 Matching Handle: C141





**K78 - BYRON BAY**

32mm O/A | COF

Matching Handle: C144



**K79 - EUMUNDI**

41mm dia. | AS or AG



**K80 - HAMPTON**

30mm O/A | AS or BL

Matching Handle: C147



**K81 - COUNTRY**

Oval 48 x 40mm or Round 26mm dia. | Crackle White

Matching Handle: C148



**K82 - FITZROY**

32mm dia. | BL, SN or CH



**K83 - OXLEY**


30mm dia. | SN, BL or MattAS



**K84 - BATHURST**

30mm O/A | COP or GY

Matching Handle: C150



**K85 - ALBANY**

30mm dia. | WH, COP, PN or MattAB



**K88 - WINDSOR**

30mm dia. O/A | WH, BL or Matt AB



**K89 - YARRAVILLE**

35mm dia. | BL



**K90 - VAUCLUSE**


170mm O/A 27.5mm dia. | BL, MattAC or PN



**K91 - BONDI**

32mm O/A | BL, SN or PN

Matching Handle: C156



**K92 - KEDRON**

42mm O/A | BL or PN



**K93 - FOSTER**

30mm dia. | BL, SN or CH

Matching Handle: C157



**K94 - BROOME**

24mm dia. | AC, MattGD or MattSN



**K95 - PALMERSTON**

26mm dia. | AC, MattGD or MattSN



**K100 - GRACEVILLE**

58mm x 20mm | BL or MattAS

Matching Handle: C152



**K101 - TURTLE BEACH**

32mm dia. | BL, COP, MattAB or MattAS



**K102 - NAMBOUR**

40mm O/A | COP, PN or BL

Matching Handle: C159



**K103 - GYMPIE**

35mm O/A | SN or BL



**K105 - MARYBOROUGH**

30mm dia. | BL, SN, CH or GD



**K106 - SUNNYBANK**

16mm C/C 50mm O/A | AS, MattGD or CH



**K107 - WADEVILLE**

26 x 20mm | GY or BL


Matching handle: C169



**K108 - NEDLANDS**

32mm O/A | BL or SN

Matching handle: C171





## Contents

01	Stainless Steel Handles
07	Stainless Steel Knobs
09	Zinc Die Cast Cabinet Handles
22	Cup Pulls
25	Knobs

## Finishes

SS	Brushed Stainless Steel
PSS	Polished Stainless Steel
AC	Antique Copper
AG	Antique Gold
AS	Antique Silver
BL	Black
BN	Black Nickel
CH	Chrome
CrackleWH	Crackle White
CO	Coffee
COP	Copper
GD	Gold
GD/IV	Gold & Ivory

GlossyAB	Glossy Antique Bronze
GY	Grey
MattAB	Matt Antique Bronze
MattAC	Matt Antique Copper
MattAS	Matt Antique Silver
MattGD	Matt Gold
MattSN	Matt Satin Nickel
MattWH	Matt White
PN	Polished Nickel
RG	Rose Gold
SC	Satin Chrome
SN	Satin Nickel
WH	White

## Notes

C/C - Centre to Centre  
Dia. - Diameter  
O/A - Overall  
P - Projection  
F - Foot

For further information or diagrams please check out the website.

---

Available from: