

California Manual on Uniform Traffic Control Devices

FHWA's MUTCD 2009 Edition, including Revisions 1 & 2 as amended for use in California.

Sign Charts

2014 Edition

Revision 2 (April 7, 2017)

State of California
California State Transportation Agency
Department of Transportation



California MUTCD 2014 Revision 2 Sign Charts

Sheet 1 of 15 - Regulatory Signs

This chart contains commonly used signs in California, and is not meant to be used as a comprehensive or stand-alone design tool.

California signs are designated with a (CA) suffix, otherwise, Federal 2009 MUTCD sign designations are shown.

For sign specification details, visit www.dot.ca.gov/trafficops/tcd/specs.html. For sign policy and guidance, visit www.dot.ca.gov/trafficops/camutcd/.

California Department of Transportation
Division of Traffic Operations, Office of Traffic Engineering
Effective April 7, 2017



R1-1



R1-2



R1-2aP



R1-3P



R1-5



R1-5a



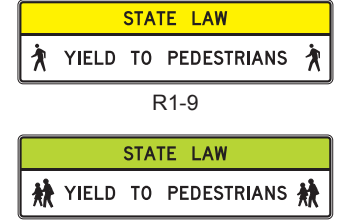
R1-6



R1-6 with S4-3P



R1-6b



R1-9

Modified R1-9
For School Crosswalk Warning Assembly E (CA)



R1-10P



R2-1



Vehicle Speed Feedback Sign



R2-3P



R2-4 (CA)



R2-4P



R2-4a



R2-5P



R2-6aP



R2-6bP



R2-10



R2-11



R3 (CA)



R3-1



Activated Blank-Out



R3-2



Activated Blank-Out



R3-3



R3-4



Activated Blank-Out



R3-5



R3-5a



R3-5bP



R3-5dP



R3-5fP



R3-6



R3-7



R3-8



R3-8a



R3-8b



R3-9a



R3-9b



R3-9f



R3-11a



R3-11b



R3-12



R3-12a



R3-12b



R3-12c



R3-12d



R3-12e



R3-12f



R3-12g



R3-12h



R3-13



R3-13a



R3-14



R3-14a



R3-14b



R3-14c



R3-15



R3-15a



R3-15b



R3-15c



R3-15d



R3-15e



R3-18



Activated Blank-Out



R3-20L



R3-20R



R3-27



Activated Blank-Out



R3-33



R3-40



R3-42



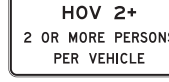
R3-42a



R3-42b



R3-42c



R3-43



R3-44



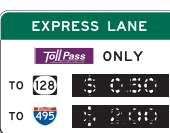
R3-44a



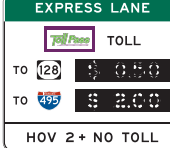
R3-45



R3-45a



R3-48



R3-48a



R4-1



R4-2



R4-3



R4-4



R4-5



R4-6



R4-7



R4-7a



R4-7b



R4-7c



R4-8



R4-8a



R4-8b



R4-8c



R4-9

California MUTCD 2014 Revision 2 Sign Charts










































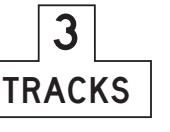
Sheet 2 of 15 - Regulatory Signs

This chart contains commonly used signs in California, and is not meant to be used as a comprehensive or stand-alone design tool.

California signs are designated with a (CA) suffix, otherwise, Federal 2009 MUTCD sign designations are shown.

For sign specification details, visit www.dot.ca.gov/trafficops/tcd/specs.html. For sign policy and guidance, visit www.dot.ca.gov/trafficops/camutcd/.



 R4-10	 R4-11	 R4-12	 R4-13	 R4-14	 R4-16	 R4-17	 R4-18	 R5-1	 R5-1 Activated Blank-Out	
 R5-1a	 R5-1a Activated Blank-Out	 R5-1b	 R5-2	 R5-3	 R5-4	 R5-6	 R5-10a	 R5-10b	 R5-10c	 R5-11
 R6-1	 R6-2	 R6-3	 R6-3 (CA)	 R6-3a	 R6-3A (CA)	 R6-4	 R6-4a	 R6-4b	 R6-4 (CA)	
 R6-4A (CA)	 R6-5P	 R6-6	 R6-7	 R7-2	 R7-8b	 R7-9	 R7-20	 R7-107a	 R7-108	
 R7-203	 R8-4	 R8-7	 R8-8	 R8-9	 R8-10	 R9-1	 R9-2	 R9-3	 R9-3a	
 R9-3bP	 R9-3cP	 R9-4	 R9-5	 R9-6	 R9-7	 R9-13	 R9-14	 R10-1	 R10-2	
 R10-3	 R10-3a	 R10-3b	 R10-3i	 R10-4	 R10-4a	 R10-5	 R10-6	 R10-7	 R10-8	
 R10-10	 R10-11	 R10-11c	 R10-11d	 R10-12	 R10-13	 R10-14	 R10-15	 R10-20aP	 R10-20aP Alternate	
 R10-22	 R10-23	 R10-25	 R10-26	 R10-30	 R10-31P	 R10-32P	 R11-1	 R11-2	 R11-3a	
 R11-3a Alternate	 R11-4	 R12-1	 R12-5	 R13A (CA)	 R13B (CA)	 R14-1	 R15-1P	 R15-2P	 R15-4a	

California MUTCD 2014 Revision 2 Sign Charts

Sheet 3 of 15 - Regulatory Signs

This chart contains commonly used signs in California, and is not meant to be used as a comprehensive or stand-alone design tool.

California signs are designated with a (CA) suffix, otherwise, Federal 2009 MUTCD sign designations are shown.

For sign specification details, visit www.dot.ca.gov/trafficops/tcd/specs.html. For sign policy and guidance, visit www.dot.ca.gov/trafficops/camutcd/.

California Department of Transportation
Division of Traffic Operations, Office of Traffic Engineering
Effective April 7, 2017



R15-4b	R15-4c	R15-5	R15-6	R15-7	R15-8	R16-5	R16-6	R16-7	R16-8	R16-9
R16-10	R18A (CA)	R18A (CA)	R18B (CA)	R20A (CA)	R20D-1 (CA)	R20D-3 (CA)	R20D-4 (CA)	R20H (CA)	R20-1 (CA)	
R16-11	R21 (CA)	R22 (CA)	R23 (CA)	R24 (CA)	R24A (CA)	R24B (CA)	R24C (CA)	R24D (CA)	R24E (CA)	
R20-1A (CA)	R25 (CA)	R25A (CA)	R25B (CA)	R25C (CA)	R25D (CA)	R25E (CA)	R25F (CA)	R25H (CA)	R25J (CA)	R26 (CA)
R26(S) (CA)	R26A (CA)	R26A(S) (CA)	R26F (CA)	R26K (CA)	R26L (CA)	R27 (CA)	R27A (CA)	R28 (CA)	R28(S) (CA)	
R28A (CA)	R28A(S) (CA)	R28C (CA)	R28D (CA)	R28D(S) (CA)	R28E (CA)	R28F (CA)	R29 (CA)	R30 (CA)	R30A (CA)	
R30B (CA)	R30C (CA)	R30D (CA)	R30E (CA)	R30F (CA)	R31 (CA)	R31(S) (CA)	R32 (CA)	R32B (CA)	R32C (CA)	
R32D (CA)	R32E (CA)	R32F (CA)	R33 (CA)	R33A (CA)	R33B (CA)	R33C (CA)	R36 (CA)	R37 (CA)	R38 (CA)	
R38(S) (CA)	R38A (CA)	R39 (CA)	R39-1 (CA)	R39-2 (CA)	R40 (CA)	R44A (CA)	R44B (CA)	R44C (CA)	R47 (CA)	
R47A (CA)	R48 (CA)	R48-1 (CA)	R48-2 (CA)	R49 (CA)	R53A (CA)	R53B (CA)	R53D (CA)	R53E (CA)	R55 (CA)	

California MUTCD 2014 Revision 2 Sign Charts

Sheet 4 of 15 - Regulatory Signs

This chart contains commonly used signs in California, and is not meant to be used as a comprehensive or stand-alone design tool.

California signs are designated with a (CA) suffix, otherwise, Federal 2009 MUTCD sign designations are shown.

For sign specification details, visit www.dot.ca.gov/trafficops/tcd/specs.html. For sign policy and guidance, visit www.dot.ca.gov/trafficops/camutcd/.



R57 (CA)	R58 (CA)	R60B (CA)	R61-1 (CA)	R61-3 (CA)	R61-5 (CA)	R61-7 (CA)	R61-9 (CA)	R61-11 (CA)	R61-13 (CA)
R61-15 (CA)	R61-17 (CA)	R61-19 (CA)	R61-22 (CA)	R61-24 (CA)	R61-26 (CA)	R61-28 (CA)	R61-30 (CA)	R61-32 (CA)	R61-34 (CA)
R61-36 (CA)	R62E (CA)	R70 (CA)	R73-1 (CA)	R73-2 (CA)	R73-3 (CA)	R73-4 (CA)	R73-5 (CA)	R73-6 (CA)	R73-8 (CA)
R73-9 (CA)	R74 (CA)	R75 (CA)	R76 (CA)	R76-1 (CA)	R77 (CA)	R78 (CA)	R79 (CA)	R80-1 (CA)	R81 (CA)
R81A (CA)	R81B (CA)	R82-1 (CA)	R82A (CA)	R82B (CA)	R86-3 (CA)	R86-4 (CA)	R87-3 (CA)	R87-4 (CA)	R87-5 (CA)
R88 (CA)	R89 (CA)	R89-2 (CA)	R89-3 (CA)	R90-1 (CA)	R91-1 (CA)	R91-4 (CA)	R91B (CA)	R93A (CA)	R93-2 (CA)
R99 (CA)	R99B (CA)	R99C (CA)	R100A (CA)	R100B (CA)	R101 (CA)	R102 (CA)	R102A (CA)	R103 (CA)	R103A (CA)
R104 (CA)	R104A (CA)	R105 (CA)	R105A (CA)	R107 (CA)	R108 (CA)	R109 (CA)	R110 (CA)	R111 (CA)	R112 (CA)
R113A (CA)	R114 (CA)	R114A (CA)	R115 (CA)	R116 (CA)	R117 (CA)	R118 (CA)	S3-1 (CA)	S4-2P	S5-3
S8 (CA)	S20 (CA)	S21 (CA)	S30-1 (CA)	S30-2 (CA)	S30-3 (CA)	S30-4 (CA)	S30-5 (CA)	S33 (CA)	SR2(CA)

California MUTCD 2014 Revision 2 Sign Charts

Sheet 5 of 15 - Regulatory Signs

This chart contains commonly used signs in California, and is not meant to be used as a comprehensive or stand-alone design tool.

California signs are designated with a (CA) suffix, otherwise, Federal 2009 MUTCD sign designations are shown.

For sign specification details, visit www.dot.ca.gov/trafficops/tcd/specs.html. For sign policy and guidance, visit www.dot.ca.gov/trafficops/camutcd/.



SR4-1 (CA) School Speed Limit Assembly C (CA)	SR6-1 (CA)	SR7-1 (CA)	SR8-1 (CA)	SR9-1 (CA)	SR10-1 (CA)	SR11-1 (CA)	SR12-1 (CA)	SR13-1 (CA)	SR15 (CA)	SR15A (CA)
SR17 (CA)	SR18 (CA)	SR19-1 (CA)	SR20-1 (CA)	SR22-1 (CA)	SR23-1 (CA)	SR25 (CA)	SR26 (CA)	SR27-1	SR39A (CA)	
SR39A(U) (CA)	SR40 (CA)	SR41 (CA)	SR42 (CA)	SR43 (CA)	SR44 (CA)	SR46 (CA)	SR47 (CA)	SR48 (CA)	SR49 (CA)	
SR50-1 (CA)	SR50-2 (CA)	SR53 (CA)	SR54 (CA)	SR55 (CA)	SR56 (CA)	SR57 (CA)	SR58 (CA)	SR60-1 (CA)	SR60-2 (CA)	
SR60-3 (CA)	SR60-4 (CA)	SR60-5 (CA)	SR60-6 (CA)	SR60-7 (CA)	SR60-8 (CA)	SR60-9 (CA)	SR61 (CA)	SR62 (CA)	SR63 (CA)	
PS-002 (CA) PREP-002 (CA)	PS-013 (CA) PREP-013(CA)	PS-017 (CA) PREP-017 (CA)	PS-042 (CA) PREP-042 (CA)	PS-082 (CA) PREP-082 (CA)	PS-083 (CA) PREP-083 (CA)	PS-093 (CA) PREP-093 (CA)	PS-096 (CA) PREP-096 (CA)	PS-098 (CA) PREP-098 (CA)	PS-101 (CA) PREP-101 (CA)	
PS-103 (CA) PREP-103 (CA)	PS-111 (CA) PREP-111 (CA)	PS-112 (CA) PREP-112 (CA)	PS-120 (CA) PREP-120 (CA)	PS-122 (CA) PREP-122 (CA)	PS-123 (CA) PREP-123 (CA)	PS-128 (CA) PREP-128 (CA)	PS-147 (CA) PREP-147 (CA)	R5-6 PREP-R5-6 (CA)	R9-3 R5-10c or PREP-068 (CA)	
R9-13 PREP-125 (CA)	R9-14 PREP-064 (CA)									

California MUTCD 2014 Revision 2 Sign Charts

Sheet 6 of 15 - Warning Signs and Object Markers

This chart contains commonly used signs in California, and is not meant to be used as a comprehensive or stand-alone design tool.

California signs are designated with a (CA) suffix, otherwise, Federal 2009 MUTCD sign designations are shown.

For sign specification details, visit www.dot.ca.gov/trafficops/tcd/specs.html. For sign policy and guidance, visit www.dot.ca.gov/trafficops/camutcd/.



S1-1	S3-1	S3-2	S4-3P	S4-5	SW4-1 (CA)	SW17-1 (CA)	SW22-1 (CA)	SW22-1A (CA)	SW24-1 (CA)
SW24-2 (CA)	SW24-3 (CA)	SW26 (CA)	SW32 (CA)	SW35 (CA)	SW37 (CA)	SW38 (CA)	SW41 (CA)	SW44 (CA)	SW46 (CA)
SW47 (CA)	SW48 (CA)	SW48-1 (CA)	SW49 (CA)	SW50 (CA)	SW52 (CA)	SW54 (CA)	SW54-1 (CA)	SW54C (CA)	SW58 (CA)
SW59 (CA)	SW60 (CA)	W1-1	W1-1a	W1-2	W1-2a	Vehicle Speed Feedback Sign (Example assembly with W1-2a)	W1-3	W1-4	W1-5
W1-6	W1-7	W1-8	W1-10	W1-10a	W1-10b	W1-10c	W1-10d	W1-10e	W1-11
W1-13	W1-15	W2-1	W2-2	W2-3	W2-4	W2-5	W2-6	W2-7L	W2-7R
W2-8	W3-1	W3-2	W3-3	W3-4	W3-5	W3-6	W3-7	W3-8	W4-1
W4-1 (CA)	W4-2	W4-3	W4-4P	W4-4aP	W4-4bP	W4-5	W4-5P	W4-6	W4-10 (CA)
W4-14 (CA)	W4-18 (CA)	W4-22 (CA)	W5-1	W5-2	W5-3	W5-4a	W6-1	W6-2	W6-3
W7-1	W7-1a	W7-2bP	W7-3P	W7-3aP	W7-3bP	W7-4	W7-4b	W30A (CA)	W7-4c

California MUTCD 2014 Revision 2 Sign Charts

Sheet 7 of 15 - Warning Signs and Object Markers

This chart contains commonly used signs in California, and is not meant to be used as a comprehensive or stand-alone design tool.

California signs are designated with a (CA) suffix, otherwise, Federal 2009 MUTCD sign designations are shown.

For sign specification details, visit www.dot.ca.gov/trafficops/tcd/specs.html. For sign policy and guidance, visit www.dot.ca.gov/trafficops/camutcd/.



W7-5	W7-6	W8-1	W8-2	W8-3	W8-4	W8-5	W8-5aP	W8-5bP	W8-6	
W8-7	W8-8	W8-9	W8-10	W8-10P	W8-11	W8-13	W8-15	W8-15P	W8-16	
W8-17	W8-17P	W8-18	W8-19	W8-21	W8-22	W8-23	W8-25	W9-1	W9-7	
W10-1	W10-1aP	W10-2	W10-3	W10-4	W10-5	W10-5P	W10-7 Activated Blank-Out	W10-8	W10-9	
W10-9P	W10-11	W10-11a	W10-11b	W10-13P	W10-14aP	W10-12	W11-1	W11-1 (CA)	W11-2	
W11-3	W11-4	W11-5	W11-5a	W11-6	W11-7	W11-8	W11-9	W11-10	W11-11	
W11-12P	W11-15	W11-15P	W11-15a	W11-16	W11-17	W11-18	W11-19	W11-20	W11-21	
W11-22	W12-1	W12-2	W12-2a	W13-1P	W13-2	W13-3	W13-6	W13-7	W14-1	
W14-1a	W14-2	W14-2a	W14-3	W15-1	W16-1P	W16-2P	W16-2aP	W16-3P	W16-3aP	
W16-4P	W16-5P	W16-6P	W16-7P	W16-8aP	W16-8P	W16-9P	W16-12P	W16-15P	W16-17P	W16-18P

California MUTCD 2014 Revision 2 Sign Charts



















































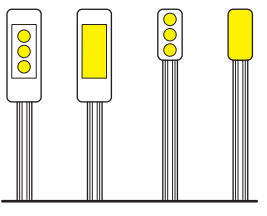

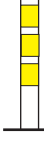

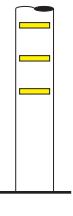
Sheet 8 of 15 - Warning Signs and Object Markers

This chart contains commonly used signs in California, and is not meant to be used as a comprehensive or stand-alone design tool.

California signs are designated with a (CA) suffix, otherwise, Federal 2009 MUTCD sign designations are shown.

For sign specification details, visit www.dot.ca.gov/trafficops/tcd/specs.html. For sign policy and guidance, visit www.dot.ca.gov/trafficops/camutcd/.



 W17-1	 W18-1	 W19-1	 W19-2	 W19-3	 W19-4	 W19-5	 W20 (CA)	 W20A (CA)	 W30B (CA)		
 W30C (CA)	 W31 (CA)	 W31A (CA)	 W34A (CA)	 W34C (CA)	 W38 (CA)	 W44A (CA)	 W46A (CA)	 W48 (CA)	 W50-1 (CA)		
 W51 (CA)	 W55 (CA)	 W59-1 (CA)	 W70 (CA)	 W72B (CA)	 W73 (CA)	 W73A (CA)	 W74 (CA)	 W74-1 (CA)	 W82 (CA)		
 W82-1 (CA)	 W83 (CA)	 W84 (CA)	 W85 (CA)	 W87 (CA)	 W88-2 (CA) Activated Blank-Out	 W88-3 (CA) Activated Blank-Out	 W89 (CA) Activated Blank-Out				
 OM1-1 Type N-4 (CA)	 OM1-2 Type 1 Object Markers	 OM1-3 Type 1 Object Markers	 N-1 (CA) Type N (CA) Object Marker	 OM2-1H Type K-1 (CA)	 OM2-2H Type K-1 (CA)	 OM2-1V Type K-2 (CA)	 OM2-2V Type K-2 (CA)	 OM4-1 Type N-5 (CA)	 OM4-2 Type 4 Object Markers	 OM4-3 Type 4 Object Markers	 N-2 (CA) Type N (CA) Object Marker
 L-1 (CA) L-1 (CA) L-2 (CA) L-2 (CA) Type L (CA) Markers	 Left Right Type P (CA) Markers	 Type Q (CA)	 Type R (CA)	 Utility Pole							

California MUTCD 2014 Revision 2 Sign Charts

Sheet 9 of 15 - Guide Signs

This chart contains commonly used signs in California, and is not meant to be used as a comprehensive or stand-alone design tool.

California signs are designated with a (CA) suffix, otherwise, Federal 2009 MUTCD sign designations are shown.

For sign specification details, visit www.dot.ca.gov/trafficops/tcd/specs.html. For sign policy and guidance, visit www.dot.ca.gov/trafficops/camutcd/.



D1-1	D1-1d	D1-2b	D1-3d	D2-1	D3-1	D3-2
D1-1c	D1-1e	D1-2	D1-2c	D1-2d	D1-5a	D2-2
D3-2 Alternate	D4-1	D4-2	D4-3	D5-1	D5-2	D5-6
D3-2 Alternate	D7-1	D8-1	D9-1			
D9-2	D9-3	D9-3a	D9-4	D9-6	D9-7	D9-8
D9-9	D9-10	D9-11				
D9-11a	D9-13	D9-15	D9-17P	D9-21	D9-22	D11-1
D12-1	D15-1	D15-1 Alternate				
E1-5P	E1-5bP	E5-1a	E6-2	E6-2a	E8-1	E8-1a
E8-2	E8-2a	E8-3				
E8-4	E8-5	E8-6	E11-1	E11-1b	E11-1d	E11-1f
E11-1a	E11-1c	E11-1e	E11-2	E13-1P	Exit Direction sign with E13-2 sign panel and flashing yellow beacons	Exit Direction sign with E13-2 sign panel and flashing yellow beacons
EM-1	EM-1a	G1-1 (CA)	G1-4 (CA)	G1-7 (CA)	G1-10 (CA)	G1-13 (CA)
G1-16 (CA)	G1-19 (CA)	G5 (CA)				
G7-1 (CA)	G8-1 (CA)	G8-4 (CA)	G8-7 (CA)	G8-10 (CA)	G8-13 (CA)	G8-16 (CA)
G8-19 (CA)	G8-22 (CA)	G9-2 (CA)				
G9-5 (CA)	G10 (CA)	G10-3 (CA)	G10B (CA)	G11-1 (CA)	G11-2 (CA)	G11-4.1 (CA)
G11-4A (CA)	G11-4B (CA)	G11-5 (CA)				
G11-6 (CA)	G11-7 (CA)	G11-8 (CA)	G11-9 (CA)	G11-10 (CA)	G12-1 (CA)	G12-2 (CA)
G13-1 (CA)	G13-2 (CA)	G14 (CA)				

California MUTCD 2014 Revision 2 Sign Charts

Sheet 10 of 15 - Guide Signs

This chart contains commonly used signs in California, and is not meant to be used as a comprehensive or stand-alone design tool.

California signs are designated with a (CA) suffix, otherwise, Federal 2009 MUTCD sign designations are shown.

For sign specification details, visit www.dot.ca.gov/trafficops/tcd/specs.html. For sign policy and guidance, visit www.dot.ca.gov/trafficops/camutcd/.

California Department of Transportation
Division of Traffic Operations, Office of Traffic Engineering
Effective April 7, 2017



G15 (CA)	G16 (CA)	G17 (CA)	G20-1 (CA)	G20-3 (CA)	G20-5 (CA)	G20-7 (CA)	G20-9 (CA)	G21-1 (CA)	G21-3 (CA)
G22 (CA)	G23-1 (CA)	G23-2 (CA)	G23-3 (CA)	G23-4 (CA)	G23-5 (CA)	G23-6 (CA)	G24-1 (CA)	G24-3 (CA)	G24-4 (CA)
G24-5 (CA)	G24-6 (CA)	G26-1 (CA) Shield	G26-2 (CA) Marker	G27-1 (CA) Shield	G27-2 (CA) Marker	G28-1 (CA) Shield	G28-2 (CA) Marker	G30 (CA)	
G30A (CA)	G30B (CA)	G33-1 (CA)	G58 (CA)	G66-12A (CA)	G66-21 (CA)	G66-21A (CA)	G66-21C (CA) G66-21B (CA) Subject to FHWA interim approval IA-13.	G66-22A (CA)	G66-22B (CA)
G66-22C (CA) G66-22D (CA)	G66-22E (CA) G66-22F (CA)	G66-22G (CA) G66-22H (CA)	G66-22J (CA) G66-22K (CA)	G66-55 (CA)	G66-56 (CA)	G66-56A (CA)	G66-57 (CA)	G66-58 (CA)	G66-60 (CA)
G66-61 (CA)	G66-62 (CA)	G68 (CA)	G69 (CA)	G70-2 (CA) G70-3 (CA)	G70-4 (CA)	G70-5 (CA)	G72 (CA) G76 (CA)	G77-1 (CA)	G77A (CA)
G77-4 (CA)	G77-7 (CA)	G78-1 (CA)	G78-4 (CA)	G79A (CA) G80B (CA)	G81-21 (CA) G81-24 (CA)	G81-52 (CA)	G81-61 (CA)	G81-62 (CA)	G81-63 (CA)
G81-64A (CA)	G81-65 (CA)	G81-66 (CA)	G82 (CA)	G83-1 (CA)	G83-2 (CA)	G83-5 (CA)	G83-6 (CA)	G84-2 (CA)	G84-3 (CA)
G85-1 (CA)	G85-2 (CA)	G85-3 (CA)	G85-4 (CA)	G85-5 (CA)	G85-6 (CA)	G85-11 (CA)	G85-12 (CA)	G86-1 (CA)	G86-3 (CA)
G86-5 (CA)	G86-7 (CA)	G86-11 (CA)	G86-13 (CA)	G86-14 (CA)	G86-15 (CA)	G87 (CA)	G92 (CA)	G92-1 (CA)	G93C (CA)

California MUTCD 2014 Revision 2 Sign Charts

Sheet 11 of 15 - Guide Signs

This chart contains commonly used signs in California, and is not meant to be used as a comprehensive or stand-alone design tool.

California signs are designated with a (CA) suffix, otherwise, Federal 2009 MUTCD sign designations are shown.

For sign specification details, visit www.dot.ca.gov/trafficops/tcd/specs.html. For sign policy and guidance, visit www.dot.ca.gov/trafficops/camutcd/.



G94-1 (CA)	G95A (CA)	G95B (CA)	G95D (CA)	G95E (CA)	G95F (CA)	G95G (CA)	G96 (CA)	G97A (CA)	G97A (CA)	G200-80 (CA)	G200-81A (CA)
G200-82 (CA)	G200-82A (CA)	I-3	I-5	I-6	I-7	I-8	I-9	I-11	I-12		
I-13	M1-1	M1-2	M1-3	M1-6	M1-7	M2-1	M3-1	M3-2	M3-3	M3-4	M4-1
M4-2	M4-3	M4-4	M4-5	M4-6	M4-7	M4-7a	M4-14	M5-1	M5-2		
M5-3	M5-4	M5-5	M5-6	M6-1	M6-2	M6-2a	M6-3	M6-4	M6-5		
M6-6	M6-7	RS-002	RS-005	RS-006	RS-007	RS-008	RS-009	RS-010	RS-011		
RS-012	RS-013	RS-015	RS-017	RS-020	RS-021	RS-022	RS-023	RS-024	RS-026		
RS-027	RS-030	RS-031	RS-034	RS-035	RS-036	RS-037	RS-039	RS-040	RS-041		
RS-042	RS-043	RS-044	RS-045	RS-046	RS-047	RS-048	RS-049	RS-050	RS-052		
RS-053	RS-054	RS-055	RS-056	RS-057	RS-058	RS-059	RS-060	RS-061	RS-062		


California MUTCD 2014 Revision 2 Sign Charts

Sheet 12 of 15 - Guide Signs

This chart contains commonly used signs in California, and is not meant to be used as a comprehensive or stand-alone design tool.

California signs are designated with a (CA) suffix, otherwise, Federal 2009 MUTCD sign designations are shown.


For sign specification details, visit www.dot.ca.gov/trafficops/tcd/specs.html. For sign policy and guidance, visit www.dot.ca.gov/trafficops/camutcd/.



RS-063 RS-064 RS-067 RS-068 RS-070 RS-071 RS-073 RS-076 RS-077 RS-078



RS-079 RS-080 RS-081 RS-082 RS-083 RS-084 RS-085 RS-086 RS-087 RS-088



RS-089 RS-090 RS-091 RS-092 RS-093 RS-094 RS-095 RS-096 RS-097 RS-098



RS-099 RS-101 RS-102 RS-103 RS-104 RS-105 RS-106 RS-107 RS-108 RS-109



RS-111 RS-112 RS-113 RS-114 RS-115 RS-116 RS-117 RS-118 RS-119 RS-120



RS-121 RS-122 RS-123 RS-124 RS-125 RS-126 RS-127 RS-128 RS-129 RS-137




RS-138 RS-140 RS-141 RS-142 RS-143 RS-144 RS-145 RS-146 RS-147 RS-148



RS-149 RS-150 RS-200 S1-1 (CA) S2 (CA) S9 (CA) S10 (CA) S12 (CA) S17 (CA) S18 (CA)



S19 (CA) S22 (CA) S22-1 (CA) S23 (CA) S24 (CA) S25 (CA) S26 (CA) S27 (CA) S28 (CA) S29 (CA)



S29-1 (CA) S29-2 (CA) S32 (CA) S32A (CA) S32-1 (CA) S32-2 (CA) S32-3 (CA) S32-4 (CA) S32-5 (CA) S34 (CA)

S32 (CA) Assembly with S32A(CA) & S32B(CA) recognition panel

California MUTCD 2014 Revision 2 Sign Charts

Sheet 13 of 15 - Guide Signs

This chart contains commonly used signs in California, and is not meant to be used as a comprehensive or stand-alone design tool.

California signs are designated with a (CA) suffix, otherwise, Federal 2009 MUTCD sign designations are shown.

For sign specification details, visit www.dot.ca.gov/trafficops/tcd/specs.html. For sign policy and guidance, visit www.dot.ca.gov/trafficops/camutcd/.



California MUTCD 2014 Revision 2 Sign Charts

Sheet 14 of 15 - Temporary Traffic Control Signs

This chart contains commonly used signs in California, and is not meant to be used as a comprehensive or stand-alone design tool.

California signs are designated with a (CA) suffix, otherwise, Federal 2009 MUTCD sign designations are shown.

For sign specification details, visit www.dot.ca.gov/trafficops/tcd/specs.html. For sign policy and guidance, visit www.dot.ca.gov/trafficops/camutcd/.



C2 (CA)	C2 (CA) Alternate	C9A (CA)	C12 (CA)	C19 (CA)	C19 (CA) Alternate	C20 (CA)	C20A (CA)	C20B (CA)	C23 (CA)
C23A (CA)	C23B (CA)	C24 (CA)	C27 (CA)	C29 (CA)	C30 (CA)	C30 (CA) Alternate	C30A (CA)	C31A (CA)	C37 (CA)
C37 (CA)	C38 (CA)	C40 (CA)	C40A (CA)	C43 (CA)	C44 (CA)	C45 (CA)	C46 (CA)	C46P (CA)	C47A (CA)
C47B (CA)	E5-2	E5-2a	E5-3	G20-1	G20-2	G20-4	G20-5aP	M4-8	M4-8a
M4-8b	M4-9	M4-9a	M4-9b	M4-9c	M4-10	R1-7	R1-8	R2-6aP	R2-12
R3-1	R3-2	R3-3	R4-1	R4-9	R9-8	R9-9	R9-10	R9-11	R9-11a
R10-6	R11-2	R11-2 (Alternate)	R11-2 (Alternate)	R11-3a	R11-4	SC3 (CA)	SC5 (CA)	SC6A (CA)	SC6B (CA)
SC6-3 (CA)	SC6-4 (CA)	SC7 (CA)	SC8 (CA)	SC9 (CA)	SC9 (CA) Alternate	SC10 (CA)	SC10 (CA) Alternate	SC11 (CA)	SC13 (CA)
SC15 (CA)	SC18 (CA)	SC19 (CA)	SC20 (CA)	SC21 (CA)	W1-1	W1-2	W1-3	W1-4	W1-6
W1-8	W3-1	W3-2	W3-3	W3-4	W3-5	W3-5a	W4-1	W4-2	W4-3

California MUTCD 2014 Revision 2 Sign Charts

Sheet 15 of 15 - Temporary Traffic Control Signs

This chart contains commonly used signs in California, and is not meant to be used as a comprehensive or stand-alone design tool.

California signs are designated with a (CA) suffix, otherwise, Federal 2009 MUTCD sign designations are shown.







For sign specification details, visit www.dot.ca.gov/trafficops/tcd/specs.html. For sign policy and guidance, visit www.dot.ca.gov/trafficops/camutcd/.

California Department of Transportation
Division of Traffic Operations, Office of Traffic Engineering
Effective April 7, 2017



W4-5	W4-5P	W4-6	W5-1	W5-2	W5-3	W6-3	W6-4	W8-1	W8-2	
W8-3	W8-4	W8-6	W8-7	W8-8	W8-9	W8-15	W8-15P	W8-17	W8-17P	
W8-18	W8-23	W8-24	W8-25	W9-3	W12-1	W12-2	W13-1P	W14-3	W16-2P	
W20-1	W20-1 Alternate	W20-2	W20-3	W20-3 Alternate	W20-4	W20-5	W20-5a	W20-8 Paddle		
W21-1	W21-1a	W21-2	W21-3	W21-4	W21-5	W21-5a	W21-5b	W21-6	W21-7	
W22-1	W22-2	W22-3	W23-1	W24-1	W24-1cP	W86 (CA)	W90 (CA)	Channelizer (CA)	Plastic Drum	
Portable Delineator	Tubular Markers	Traffic Cones	Type I Barricade	Type II Barricade	Type III Barricade	OM1-3 Type I Object Marker	Type N-3 (CA) Object Marker	Left Type P (CA) Markers	Right Type P (CA) Markers	Type R (CA) Object Marker

2014 CA MUTCD Revision 2 Sign Charts - APPENDIX (New, revised or deleted signs, compared to the CA MUTCD 2012 Sign Charts) Effective April 7, 2017

Sign Designation	Thumbnail of deleted signs	CA MUTCD Section	Status	Date on Sign Spec	Comments
REGULATORY SIGNS					
R10-16		2B.53	Deleted	1/21/2010	U-Turn Yield to the Right Turn
R11-3b		2B.58	Deleted	11/7/2014	Use R11-3a as an alternate with "BRIDGE" in lieu of "ROAD"
R49(CA)		2B.51	Revised	4/8/2016	NO PED CROSSING - USE CROSSWALK (sign specification update only)
R110(CA)		2B.112(CA)	New	11/15/2012	MOVE OVER OR SLOW FOR STOPPED EMERGENCY AND MAINTENANCE VEHICLES
R111(CA)		6F.108(CA)	New	11/15/2012	MOVE OVER OR SLOW WHEN AMBER LIGHTS FLASHING
R112(CA)		2B.46	New	3/14/2013	Electric Vehicle Charging Station Tow-Away
R113(CA)		2B.46	New	3/14/2013	No Parking (symbol) EXCEPT FOR EV CHARGING
R113A(CA)		2B.46	New	3/14/2013	No Parking (symbol) EXCEPT FOR ELECTRIC VEHICLE CHARGING
R114(CA)		2B.46	New	3/14/2013	__ HOUR EV CHARGING- __ AM TO __ PM
R114A(CA)		2B.46	New	3/14/2013	__ HOUR ELECTRIC VEHICLE CHARGING- __ AM TO __ PM
R115(CA)		6C.13	New	11/7/2014	PILOT CAR DO NOT PASS
R116(CA)		2I.05	New	11/7/2014	ALT FUEL VEHICLE PARKING ONLY
R117(CA)		9B.102(CA)	New	11/7/2014	PASS Bicycle (symbol) 3 FT MIN
R118(CA)		9B.103(CA)	New	11/7/2014	EXCEPT Bicycle (symbol)
PREP-002(CA)		2M.07	New	4/7/2017	NO SMOKING
PREP-013(CA)		2M.07	New	4/7/2017	DO NOT DRINK
PREP-017(CA)		2M.07	New	4/7/2017	NO PETS
PREP-042(CA)		2M.07	New	4/7/2017	NO CAMPFIRE
PREP-082(CA)		2M.07	New	4/7/2017	NO CLIMBING
PREP-064(CA)		2M.07	New	4/7/2017	NO EQUESTRIANS
PREP-068(CA)		2M.07	New	4/7/2017	NO PEDESTRIANS
PREP-083(CA)		2M.07	New	4/7/2017	NO ROCK COLLECTING
PREP-093(CA)		2M.07	New	4/7/2017	NO FISH CLEANING
PREP-096(CA)		2M.07	New	4/7/2017	NO BALL PLAYING
PREP-098(CA)		2M.07	New	4/7/2017	NO SKATEBOARDING
PREP-101(CA)		2M.07	New	4/7/2017	NO BOTTLES OR CANS
PREP-103(CA)		2M.07	New	4/7/2017	NO RADIOS
PREP-111(CA)		2M.07	New	4/7/2017	NO BABY STROLLERS
PREP-112(CA)		2M.07	New	4/7/2017	NO WOOD CHOPPING
PREP-120(CA)		2M.07	New	4/7/2017	NO WOOD GATHERING
PREP-122(CA)		2M.07	New	4/7/2017	STAY ON BOARDWALK
PREP-123(CA)		2M.07	New	4/7/2017	NO STEP
PREP-125(CA)		2M.07	New	4/7/2017	NO SKATERS
PREP-128(CA)		2M.07	New	4/7/2017	NO GOLFING
PREP-147(CA)		2M.07	New	4/7/2017	NO BOAT MOTOR
PREP-R5-6(CA)		2M.07	New	4/7/2017	NO BICYCLES
PS-002(CA)		2M.07	New	4/7/2017	No Smoking
PS-013(CA)		2M.07	New	4/7/2017	Do Not Drink
PS-017(CA)		2M.07	New	4/7/2017	No Pets
PS-042(CA)		2M.07	New	4/7/2017	No Campfires
PS-082(CA)		2M.07	New	4/7/2017	No Climbing
PS-083(CA)		2M.07	New	4/7/2017	No Rock Collecting
PS-093(CA)		2M.07	New	4/7/2017	No Fish Cleaning
PS-096(CA)		2M.07	New	4/7/2017	No Ball Playing
PS-098(CA)		2M.07	New	4/7/2017	No Skateboarding
PS-101(CA)		2M.07	New	4/7/2017	No Bottles or Cans
PS-103(CA)		2M.07	New	4/7/2017	No Radios
PS-111(CA)		2M.07	New	4/7/2017	No Baby Strollers
PS-112(CA)		2M.07	New	4/7/2017	No Firewood Cutting
PS-120(CA)		2M.07	New	4/7/2017	No Wood Gathering
PS-122(CA)		2M.07	New	4/7/2017	Stay on Boardwalk
PS-123(CA)		2M.07	New	4/7/2017	No Step
PS-128(CA)		2M.07	New	4/7/2017	No Golfing
PS-147(CA)		2M.07	New	4/7/2017	No Boat Motor
WARNING SIGNS AND OBJECT MARKERS					
W84(CA)		2C.29	New	11/7/2014	SPEED HUMPS (BUMPS) AHEAD
W85(CA)		2C.29	New	11/7/2014	SPEED HUMP (BUMP) AREA
W86(CA)		2C.29	New	11/7/2014	FLOODING AHEAD TURN AROUND DON'T DROWN
W87(CA)		2C.35	New	11/7/2014	WHEN FLOODED TURN AROUND DON'T DROWN
W88-2(CA)		2C.37, 4I.03	New	7/7/2015	METER ON (Activated Blank-out)
W88-3(CA)		2C.37, 4I.04	New	7/7/2015	210 WEST METER ON (Activated Blank-out)
W89(CA)		2C.37	New	7/7/2015	PREPARE TO STOP (Activated Blank-out)
GUIDE SIGNS					
G66-21B(CA)		2I.03	New	3/14/2013	Refer to Traffic Operations Policy Directive 13-01 (Electric Vehicle Charging Station Symbol) - Subject to FHWA IA-13
G66-21C(CA)		2I.03	New	3/14/2013	Fast Electric Vehicle Charging Station (header plaque)
G83-4(CA)		2E.31	Deleted	11/7/2014	Use G83-5 (CA)
G85-10(CA)		2E.31	Deleted	11/7/2014	Use G85-11 (CA)
G86-12(CA)		2E.31	Deleted	11/7/2014	Use G86-13 (CA)
G86-14(CA)		2D.37	Revised	4/7/2017	Updated Sign Specification
S1-1(CA)		2D.103(CA)	Revised	6/20/2017	Updated Sign Specification
SG49C(CA)		2I.10	New	11/7/2014	"FREEWAY ASSIST CALL ###" sign
TEMPORARY TRAFFIC CONTROL SIGNS					
C17(CA) [front & back]		6F.12	Deleted	11/7/2014	For approach use: G20-5aP "WORK ZONE" Header plaque w/ R2-1; at end, use R2-12 "END WORK ZONE SPEED LIMIT"
C20 (CA)		6F.22	Revised	2/7/2013	Use larger LEFT (or RIGHT) and Numeral plaques
C45(CA)		6F.87	New	10/17/2014	RUMBLE STRIPS
C46(CA)		6F.45	New	11/7/2014	UNEVEN PAVEMENT
C46P(CA)		6F.45	New	11/7/2014	UNEVEN PAVEMENT (plaque)
C47A(CA)		6F.109(CA)	New	12/9/2015	Construction Funding Identification Sign
C47B(CA)		6F.109(CA)	New	12/9/2015	Construction Funding Identification Sign
W20-9 Paddle		6E.03	Revised	3/1/2012	W20-8 labeled as STOP-SLOW PADDLE (rev 3/1/2012)
W86(CA)		6I.101(CA)	New	11/7/2014	PREPARE TO STOP (Activated Blank-Out)
W90(CA)		6I.102(CA)	New	12/9/2015	Emergency Scene Ahead