



**Congressional
Research Service**

Informing the legislative debate since 1914

Canada-U.S. Relations

Ian F. Fergusson

Specialist in International Trade and Finance

Peter J. Meyer

Specialist in Latin American Affairs

June 14, 2018

Congressional Research Service

7-5700

www.crs.gov

96-397

Summary

Relations between the United States and Canada traditionally have been close, bound together by a common 5,500-mile border—“the longest undefended border in the world”—as well as by shared history and values. The countries have long-standing mutual security commitments under the North Atlantic Treaty Organization (NATO) and North American Aerospace Defense Command (NORAD), and continue to work together to address international security challenges, such as the Islamic State insurgency in Iraq and Syria. Canada and the United States also maintain close intelligence and law enforcement ties and have engaged in a variety of initiatives to strengthen border security and cybersecurity in recent years.

Although Canada’s foreign and defense policies are usually in harmony with those of the United States, disagreements arise from time to time. Canada’s Liberal Party government, led by Prime Minister Justin Trudeau, has prioritized multilateral efforts to renew and strengthen the rules-based international order since coming to power in November 2015. It has expressed disappointment with President Donald Trump’s decisions to withdraw from international accords, such as the Paris Agreement on climate change, and has questioned whether the United States is abandoning its global leadership role. Such concerns have been heightened by the discord witnessed at the G-7 summit held at Charlevoix, Quebec, in June 2018.

The United States and Canada maintain extensive commercial ties, with total two-way cross-border goods and services trade amounting to over \$1.6 billion per day in 2017. Bilateral trade relations have grown increasingly strained, however, as old irritants, such as softwood lumber trade, have reemerged, and the countries’ differing trade policy objectives have given rise to new disputes. Efforts to renegotiate the 1994 North America Free Trade Agreement (NAFTA) and the Trump Administration’s imposition of tariffs on Canadian steel and aluminum have proven particularly contentious.

Many Members of Congress follow U.S.-Canada issues that affect their states and districts, such as Great Lakes restoration efforts and ongoing negotiations over the Columbia River Treaty. Since Canada and the United States are similar in many ways, lawmakers in both countries also study solutions proposed across the border on such issues as federal fiscal policy and federal-provincial power sharing. U.S. and Canadian domestic policies have diverged on a variety of matters over the past year and a half, including taxation and environmental protection.

This report presents an overview of Canada’s political situation, foreign and security policy, and economic and trade policy, focusing particularly on issues that may be relevant to U.S. policymakers.

Contents

| | |
|--|----|
| Introduction | 1 |
| Political Situation | 2 |
| 2015 Parliamentary Elections | 2 |
| Trudeau Government..... | 4 |
| Foreign and Security Policy | 5 |
| NATO Commitments..... | 6 |
| Participation in Coalition to Combat the Islamic State | 7 |
| U.S.-Canada Defense Relations | 8 |
| NORAD | 8 |
| Ballistic Missile Defense | 9 |
| F-35 Joint Strike Fighter Program | 9 |
| Border Security | 10 |
| Cybersecurity | 12 |
| Economic and Trade Policy..... | 13 |
| Budget Policy | 14 |
| Monetary Policy | 17 |
| U.S.-Canada Trade Relations | 18 |
| NAFTA Renegotiation | 20 |
| Softwood Lumber | 24 |
| Steel and Aluminum Tariffs | 24 |
| Commercial Aircraft | 25 |
| Intellectual Property Rights (IPR) | 26 |
| Wine Exports..... | 28 |
| Energy | 29 |
| Keystone XL Pipeline | 29 |
| Trans-Mountain Pipeline..... | 29 |
| Environmental and Transboundary Issues..... | 30 |
| Climate Change..... | 30 |
| Paris Agreement Commitments | 31 |
| Pan-Canadian Framework (PCF)..... | 31 |
| U.S.-Canada GHG Emissions Cooperation | 32 |
| Columbia River Treaty..... | 33 |
| Great Lakes | 34 |

Figures

| | |
|---|----|
| Figure 1. Map of Canada’s 2015 General Election Results..... | 3 |
| Figure 2. United States and Canada Real Gross Domestic Product (GDP): 2008-2017 | 14 |
| Figure 3. Projected Budget Deficits: United States and Canada: 2017-2022..... | 16 |
| Figure 4. Exchange Rates: 2009-2018, Quarter 1 | 18 |
| Figure 5. U.S. Trade Balance with Canada: 2008-2017 | 20 |

Tables

| | |
|--|----|
| Table 1. U.S. and Canada: Selected Comparative Economic Statistics, 2017 | 15 |
| Table 2. U.S. Crude Oil Imports from Canada: 2012-2017 | 29 |

Contacts

| | |
|----------------------------------|----|
| Author Contact Information | 35 |
|----------------------------------|----|

Introduction

History, proximity, commerce, and shared values underpin the relationship between the United States and Canada. Americans and Canadians fought side by side in both World Wars, Korea, and Afghanistan, and continue to collaborate on international political and security matters, such as the campaign against the Islamic State. The countries also share mutual security commitments under the North Atlantic Treaty Organization (NATO), cooperate on continental defense through the binational North American Aerospace Defense Command (NORAD), maintain a close intelligence partnership through the “Five Eyes” group of nations, and coordinate frequently on law enforcement efforts, with a particular focus on securing their shared 5,500-mile border.

Bilateral economic ties, which were already considerable, have deepened markedly over the past three decades as trade relations have been governed by the 1989 U.S.-Canada Free Trade Agreement and, since 1994, by the North American Free Trade Agreement (NAFTA). Canada is the second-largest trading partner of the United States, with total two-way cross-border goods and services trade amounting to over \$1.6 billion per day in 2017. The United States is also the largest investor in Canada, while Canada is an important source of foreign direct investment in the United States. The countries have a highly integrated energy market, with Canada being the largest supplier of U.S. energy imports and the largest recipient of U.S. energy exports.

Unlike with many countries, whose bilateral relations are conducted solely through foreign ministries, the governments of the United States and Canada have deep relationships, often extending far down the bureaucracy, to address matters of common interest. Initiatives between the provinces and states are also common, such as the 2013 Pacific Coast Action Plan on Climate and Energy among California, Oregon, Washington, and British Columbia, or various initiatives to manage transboundary environmental and water issues.

Nevertheless, bilateral relations have been strained from time to time by individual matters, such as Canada’s decision not to participate in the Iraq war in 2003 and the Obama Administration’s rejection of the Keystone XL pipeline in 2015. Although the Canadian government welcomed the Trump Administration’s March 2017 decision to revive Keystone XL, several other areas of contention have emerged. Canadian officials have been particularly frustrated by the Trump Administration’s approach to renegotiating NAFTA and other trade disputes, such as the Administration’s decision to impose tariffs on Canadian steel and aluminum. U.S. policy shifts also have affected the opinions of Canadian citizens, 76% of whom disapproved of the “job performance of the leadership of the United States” in 2017.¹ This could hinder efforts to conclude bilateral agreements or obtain Canadian support for U.S. initiatives moving forward.

“Living next to you is in some ways like sleeping with an elephant. No matter how friendly and even-tempered is the beast, if I can call it that, one is affected by every twitch and grunt.”

—Pierre Elliott Trudeau, Prime Minister of Canada, 1969.

With a population and economy one-tenth the size of the United States, Canada has always been sensitive to being swallowed up by its southern neighbor. Whether by repulsing actual attacks from the United States during the War of 1812, or by resisting free trade with the United States for more than the first century of its history, it has sought to chart its own course in the world, yet maintain its historical and political ties to the British Commonwealth. Some in Canada question

¹ Gallup, *Rating World Leaders: 2018 – The U.S. vs. Germany, China, and Russia*, January 2018.

whether U.S. investment, regulatory cooperation, border harmonization, or other public policy issues cede too much sovereignty to the United States, while others embrace a more North American approach to its neighborly relationship.

Political Situation

Canada is a constitutional monarchy with Queen Elizabeth II as sovereign. In Canadian affairs, she is represented by a Governor-General (since October 2017, Julie Payette), who is appointed on the advice of the prime minister. The Canadian government is a parliamentary democracy with a bicameral Westminster-style Parliament that includes an elected, 338-seat House of Commons and an appointed, 105-seat Senate. Members of Parliament are elected from individual districts (“ridings”) under a first-past-the-post system, which only requires a plurality of the vote to win a seat. The party winning the most seats typically is called upon to form a government. A government lasts as long as it can command a parliamentary majority for its policies, for a maximum of four years. Canada’s 10 provinces and 3 territories are each governed by a unicameral assembly.

Justin Trudeau was sworn in as Canada’s prime minister on November 4, 2015. His Liberal Party won a majority in the House of Commons in October 2015 parliamentary elections, defeating Prime Minister Stephen Harper’s Conservative Party, which had held power for nearly a decade. The Liberals’ dominant position in the House of Commons has enabled them to implement much of their campaign platform, including measures intended to foster inclusive economic growth, address climate change, and reorient Canada’s foreign policy. Nevertheless, Trudeau’s approval rating has declined substantially since early 2017 and the Liberal Party is now polling slightly behind the Conservatives. The next federal election is due by October 2019.

2015 Parliamentary Elections

Prime Minister Stephen Harper’s Conservative Party entered the 2015 election campaign having governed Canada for nearly a decade. The party first came to power in 2006, just three years after it was established as a result of the unification of the Progressive Conservative party and the Canadian Alliance—a fiscally conservative, western Canadian faction dissatisfied with the eastern tilt of the traditional parties. The Conservatives formed a minority government after the 2006 election, and again after a snap election in 2008, but gained a majority in Parliament in the 2011 election. Harper and the Conservatives campaigned on their management of the economy following the 2008 financial crisis and their enactment of antiterrorism legislation following the 2014 Parliament Hill shootings.² Many of Harper’s initiatives were controversial outside of his political base, however, and the contraction of the Canadian economy during the first half of 2015 as a result of the decline in the price of oil further eroded support for the Conservatives.

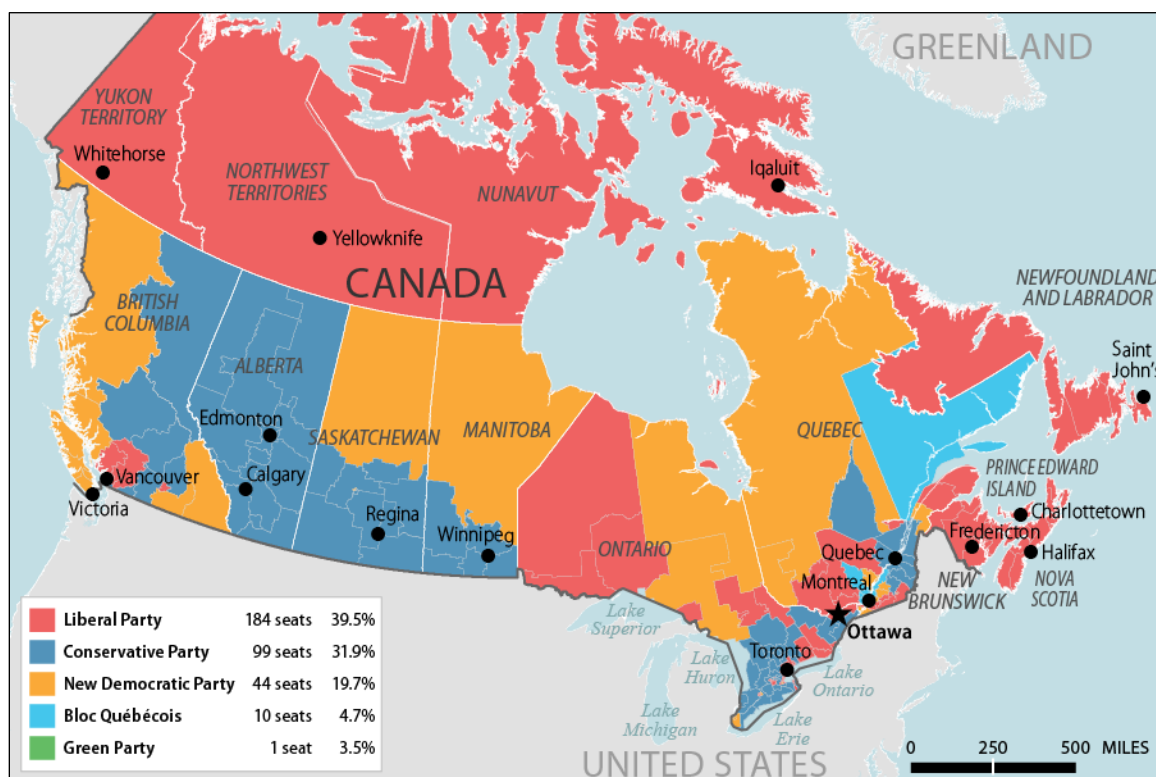
Given fatigue with Harper and unease about the economy, many voters reportedly based their decision on which party had the best chance to defeat the Conservatives. The anti-Harper vote was divided primarily between Trudeau’s Liberal Party and the New Democratic Party (NDP) led by Thomas Mulcair. The Liberal Party—long known as the “natural party of government” due to its dominance in the 20th century—had its worst showing ever in 2011, when it placed a distant third and was supplanted by the NDP as the main left-of-center party in Parliament. Some

² On October 22, 2014, Michael Zehaf-Bibeau fatally shot a Canadian soldier and then fired multiple times in the Parliament building before being killed. In a previously recorded video, Zehaf-Bibeau asserted that the attack was retaliation for the Canadian Armed Forces’ participation in the conflicts in Afghanistan and Iraq.

analysts even suggested the party could disappear as Canadian politics polarized between the Conservatives and the NDP.³ The election of Trudeau—son of former Prime Minister Pierre Trudeau (1968-1979, 1980-1984)—as party leader helped the Liberals recover some support, but many Canadians perceived the then-43-year-old as lacking experience. Mulcair and the NDP, having served as the Official Opposition, started the campaign in a stronger position and held a slight lead in the polls through the first month of the 11-week campaign. Trudeau gained momentum with better-than-expected debate performances, and outflanked Mulcair on the left with his signature policy proposal to stimulate the economy with three years of deficit spending on new infrastructure and support for the middle class.

In the end, the Liberals won 184 seats in the House of Commons, up from 34 in 2011, the largest seat gain in Canadian history. In addition to sweeping all 32 seats in the Atlantic Provinces, the Liberal Party dominated in the Toronto metropolitan area, regained its footing in Quebec, won the most seats in British Columbia since 1968, and won two seats in the Conservative stronghold of Calgary (see **Figure 1**). The Conservatives won 99 seats, down from 166 in 2011, and now serve as the Official Opposition. The NDP won 44 seats, well above its historic average, but a significant decline from the 103 seats it won in 2011. The separatist Bloc Québécois won 10 seats and the Green Party retained a single seat.

Figure 1. Map of Canada's 2015 General Election Results



Source: CRS. Data from Elections Canada, “Official Voting Results: Forty Second General Election,” 2015.

Notes: As of May 2018, the Liberal Party held 183 seats, the Conservatives held 96 seats, the NDP held 43 seats, the Bloc Québécois held 3 seats, and the Green Party held 1 seat. The Groupe Parlementaire Québécois, which broke away from the Bloc, held seven seats, independents held three seats, and two seats were vacant.

³ David Mascrop, “Why Do We Need a Liberal Party?,” *National Post*, July 16, 2015.

Trudeau Government

The Liberal Party has advanced much of its policy agenda since taking office in November 2015. The Liberals had campaigned on a pledge to improve economic security for the middle class and quickly enacted a fiscal reform that raised taxes on the wealthiest Canadians while reducing them for middle income families. They also created a new child benefit that provides monthly payments to families to help them with the cost of raising children and negotiated with the provinces to gradually increase contributions to the Canada Pension Plan and thereby boost Canadians' pension benefits from one-quarter to one-third of their eligible earnings.⁴ The Trudeau government's 2018 budget proposal would increase paid parental leave benefits in an attempt to provide more flexibility to families and foster greater gender equality.⁵

Trudeau and the Liberals also campaigned on a series of political reforms. Most prominently, they pledged that the 2015 election would be the last to be conducted under the first-past-the-post electoral system. Although Trudeau established an all-party committee to examine the issue, he abandoned the electoral reform effort in early 2017.⁶ The Liberals have followed through on other changes to the political system, including the establishment of a nonpartisan, merit-based process to advise the prime minister on appointments to the Canadian Senate. The change was intended to transform the upper house, which had faced a series of ethics scandals, into a more reputable and collaborative body. Some observers have warned, however, that the growing independence of the unelected Senate could thwart the democratic process.⁷

On a number of other issues, the Liberals' attempts to balance competing policy priorities appear to have taken a toll on the party's support. For example, Trudeau has worked with Canada's provinces and territories to develop a national climate change plan that imposes a price on carbon emissions while also supporting the construction of new pipelines intended to link Canada's oil sands to overseas markets (see "Climate Change" and "Energy"). The Liberals' approach has drawn criticism from Canadian energy producers and other businesses as well as environmentalists and indigenous groups.⁸ In the coming months, the Liberals are expected to enact measures to legalize cannabis consumption and amend Canada's antiterrorism legal framework to clarify and expand agencies' authorities, increase transparency and oversight, and enhance civil liberties protections. Although the Liberals have carried out extensive consultations regarding the proposed changes, the tradeoffs involved could disappoint some Canadians who supported the party in the last election.

Trudeau enjoyed high levels of public support during his first year in office, but his approval rating has declined substantially since early 2017, averaging about 41% in recent polls.⁹ In addition to the policy disagreements discussed above, a series of Liberal Party ethics scandals appear to have tarnished Trudeau's image as someone who would bring a fresh approach to

⁴ Department of Finance Canada, "Backgrounder: Canada Pension Plan (CPP) Enhancement," September 19, 2016.

⁵ The proposal would increase the standard paid parental leave benefit from 35 weeks of shared leave at 55% of earnings to 40 weeks of shared leave at 55% of earnings as long as both parents take at least five weeks off. Department of Finance Canada, *Equality + Growth: A Strong Middle Class*, February 27, 2018, pp. 45-49.

⁶ Tyler Kustra, "Trudeau and Allies Pledged 1,813 Times to Reform Canada's Elections. Now It Won't Happen," *Washington Post*, February 13, 2017.

⁷ See, for example, Konrad Yakabuski, "Senators Should be Elected – or Eliminated," *Globe and Mail*, April 28, 2018.

⁸ Josh Wingrove and Erik Hertzberg, "Canadian Business Warns Trudeau on Rising Cost of Climate Plan," *Bloomberg*, July 25, 2017; Scott Bedard, "Canadian Government's Purchase of Pipeline Project to Polarize Electorate, Increasing Odds of Government Change at 2019 Election," *IHS Global Insight Daily Analysis*, May 31, 2018.

⁹ Éric Grenier, "Leader Meter," *CBC News*, May 23, 2018. This is an average of the 10 most recent polls.

politics.¹⁰ In December 2017, for example, Canada’s Ethics Commissioner ruled that Trudeau had contravened the country’s Conflict of Interest Act by accepting two paid family vacations from a wealthy philanthropist whose foundation had received funding from the Canadian government.¹¹ Trudeau also has begun to face more scrutiny from the political opposition. The Conservative Party elected Andrew Scheer, a 39-year-old Member of Parliament from Saskatchewan, as its new leader in May 2017, and the NDP elected Jagmeet Singh, a 39-year-old former Member of Ontario’s Provincial Parliament, as its new leader in October 2017. According to an average of recent polls, 37.2% of Canadians support the Conservatives while 34.8% support the Liberals, 17.4% support the NDP, 6.1% support the Green Party, and 3.4% support the Bloc Québécois.¹²

Foreign and Security Policy

Canada views a rules-based international order as essential for its physical security and economic prosperity. Historically, the country has sought to promote international peace and stability by leveraging its influence through alliance commitments and multilateral diplomacy.¹³ Although the Harper government broke with its predecessors to a certain extent, demonstrating more skepticism toward multilateral institutions and a greater willingness to engage in unilateral actions, Trudeau has restored Canada’s traditional approach to foreign affairs.¹⁴ His government quickly reemphasized multilateral engagement by ratifying the Paris Agreement on climate change and announcing Canada’s bid for a temporary seat on the U.N. Security Council for the 2021-2022 term. In June 2017, Canadian Foreign Minister Chrystia Freeland asserted that Canada must set its “own clear and sovereign course” to renew and strengthen the international order given that the United States appeared to be withdrawing from its global leadership role.¹⁵ President Trump’s actions at the June 2018 Group of Seven (G-7) meeting have reinforced Canadian concerns about the U.S. government’s commitment to the rules-based, multilateral system (see text box below).

The Trudeau government also has reaffirmed Canada’s support for international security efforts. It unveiled a new defense policy in June 2017, which asserts that as a result of changes in global security dynamics, defending Canada and Canadian interests “not only demands robust domestic defense but also requires active engagement abroad.”¹⁶ Under the new policy, Canada will increase defense spending by 73% in nominal terms over the next decade from C\$18.9 billion (about \$14.6 billion) in 2016-17 to C\$32.7 billion (about \$25.2 billion) in 2026-2027. The additional resources will be used to acquire new aircraft, ships, and other equipment; expand the Canadian Armed Forces by 3,500 personnel; and invest in new capabilities.¹⁷

¹⁰ Peter Mazereuq, “Liberals have a ‘Credibility Gap,’ Bronfman, Morneau Obscuring Grits’ Message to Fight for Middle Class, Say Pollsters, Political Observers,” *Hill Times*, November 13, 2017.

¹¹ Mary Dawson, Conflict of Interest and Ethics Commissioner, *The Trudeau Report*, December 20, 2017.

¹² Éric Grenier, “Poll Tracker: Federal Poll Averages and Seat Projections,” *CBC News*, May 29, 2018.

¹³ Jane’s Sentinel Security Assessment – North America, *Canada: External Affairs*, September 7, 2017.

¹⁴ John Ibbitson, *The Big Break: The Conservative Transformation of Canada’s Foreign Policy*, Centre for International Governance Innovation, CIGI Papers No. 29, April 2014.

¹⁵ Global Affairs Canada, “Address by Minister Freeland on Canada’s Foreign Policy Priorities,” June 6, 2017.

¹⁶ National Defence and the Canadian Armed Forces, *Strong, Secure, Engaged: Canada’s Defence Policy*, June 2017, p. 14.

¹⁷ Ibid.

2018 G-7 Summit

The annual G-7 summit of leading industrial democracies (Canada, France, Germany, Italy, Japan, the United Kingdom, and the United States) this year was held in Charlevoix, Quebec, on June 7-8, 2018. Usually placid affairs where leaders reaffirm their commitment to the western alliance, free trade, and international institutions, at this year's summit President Trump criticized the trade policies of the other six nations, as well as their levels of defense spending. The other six nations responded in kind with criticism of the Administration's steel and aluminum tariffs, potential additional tariffs on vehicles, and, implicitly, U.S. climate change policy. As host, Prime Minister Trudeau sought to devote the summit to issues such as promoting inclusive economic growth, combating extreme nationalism, fostering gender equity, and protecting the environment. While initially agreeing on the final communiqué, President Trump withdrew U.S. support after leaving the summit, calling Trudeau "weak and dishonest" after the Prime Minister called U.S. steel and aluminum tariffs "insulting" and vowed reciprocal tariffs. Some of the disagreements included the following:

- **Steel and aluminum tariffs.** Tariffs on steel and aluminum are now being imposed on all six partner countries under the national security provision of Section 232 of the Trade Act of 1962. The other countries, all either NATO or treaty allies, have dismissed the national security rationale of the tariffs and are planning to impose retaliatory tariffs. President Trump also threatened other tariffs on Canada if it imposed reciprocal tariffs.
- **Dairy trade.** During and after the meeting, President Trump criticized the "270% dairy tariff" as an example of the prohibitive tariffs imposed above a certain tariff-rate quota on dairy, poultry, and egg products under Canada's supply management system for such products (see below). Tariff rate trade applies for in-quota imports of these products.
- **Military spending.** President Trump again criticized other G-7 countries for not spending enough on their own defenses, with Canada and others falling short of the 2% of GDP recommended by NATO.
- **Climate Change.** President Trump skipped the G-7 session on climate change. While the other six nations reaffirmed their commitment to the Paris Agreement, the United States objected to the summit communiqué's language on climate change and instead stressed the importance of universal access to affordable and reliable energy sources to foster sustainable economic growth and development.
- **Healthy Oceans.** All G-7 members agreed to the Charlevoix Blueprint for Healthy Oceans, Seas, and Resilient Coastal Communities to promote sustainable oceans and fisheries. However, Japan and the United States did not sign the Oceans Plastics Charter, designed to combat global marine litter and plastic pollution.
- **Russia.** Before arriving at the summit, President Trump called for the reinstatement of Russia into the G-7 framework. Russia was a member of the then-G8 from 1998 until 2014, when it was kicked out following the Russian invasion of Crimea. The other six leaders opposed Russia's readmission and the final communiqué urged Russia to "cease its destabilizing behavior to undermine democratic systems" and urged Russia to "live up to its international obligations."

NATO Commitments

Canada, like the United States, was a founding member of NATO in 1949. It maintained a military presence in Western Europe throughout the Cold War in support of the collective defense pact. Since the 1990s, Canada has supported efforts to restructure NATO and has been an active participant in a number of NATO operations, including the 1992 intervention in Bosnia and Herzegovina, the 1999 bombing campaign in Serbia, and the 2011 intervention in Libya. Canada also contributed the fifth-largest national contingent to the NATO-led International Security Assistance Force (ISAF) in Afghanistan, before withdrawing in 2014.

Canada was an advocate for NATO enlargement, and has deployed Canadian Armed Forces personnel to Central and Eastern Europe in support of the newest members of the alliance. In June 2017, Canada took command of a 1,000-strong NATO battle group deployed to Latvia to enhance the alliance's forward presence in Eastern Europe. The battle group includes 450 members of the Canadian Armed Forces, as well as troops from Albania, Italy, Poland, Slovakia, Slovenia, and Spain. The United States, the United Kingdom, and Germany are commanding similar forces in Poland, Estonia, and Lithuania, respectively, as part of a broader effort to reassure the alliance's eastern members and bolster deterrence in the aftermath of Russia's

annexation of Crimea and incursion into Ukraine. Canada also has deployed a maritime task force of one frigate to the Eastern Mediterranean to support NATO activities.¹⁸

Under the Trudeau government's new defense policy, Canada's total defense spending would reach 1.4% of gross domestic product (GDP) in 2024-2025, which would fall short of NATO's recommended level of at least 2% of GDP. Nevertheless, Canada would exceed NATO's target of investing 20% of defense expenditure in major equipment; such investments would reach 32% of defense spending in 2024-2025.¹⁹ Although successive U.S. Administrations have pushed Canada to meet the 2% of GDP target, Canada has long maintained that defense expenditure as a percentage of GDP is not a good measure for determining actual military capabilities or contributions to the NATO alliance.

Participation in Coalition to Combat the Islamic State²⁰

Canada has supported the U.S.-led military campaign against the Islamic State since September 2014. Prime Minister Trudeau followed through on a campaign pledge to "end Canada's combat mission" by withdrawing six CF-18s, which had conducted 251 airstrikes in Iraq and Syria.²¹ Nevertheless, Canada has continued to support coalition air operations with its refueling and tactical airlift aircraft. Canada is also training, advising, and assisting Iraqi security forces, providing intelligence support to identify Islamic State targets and protect coalition forces, and operating a medical facility that serves as a hub for coalition forces in northern Iraq.²² In June 2017, the Trudeau government announced that Canada would continue to support coalition operations through March 2019, and authorized the deployment of up to 850 Canadian Armed Forces personnel.²³

The Trudeau government has sought to complement Canada's military operations with political and humanitarian efforts in the region. It has pledged to provide C\$1.6 billion (about \$1.2 billion) in security, stabilization, humanitarian, and development assistance over three years to address the crises in Iraq and Syria as well as their impact on Jordan and Lebanon.²⁴ The Trudeau government also has sought to assist those who have been displaced by the conflict, resettling nearly 53,000 Syrian refugees between November 2015 and March 2018.²⁵ Nearly 1,000 Yazidis and other survivors of Islamic State violence were resettled in Canada in 2017.²⁶

¹⁸ National Defence and the Canadian Armed Forces, "Operation REASSURANCE," May 17, 2018.

¹⁹ Ibid.

²⁰ For more information on the Islamic State, see CRS In Focus IF10328, *The Islamic State*, by Christopher M. Blanchard and Carla E. Humud.

²¹ National Defence and the Canadian Armed Forces, "Operation IMPACT – Air Task Force-Iraq Airstrikes," February 2016.

²² National Defence and the Canadian Armed Forces, "Operation IMPACT," May 31, 2018.

²³ National Defence and the Canadian Armed Forces, "Canada Renews Contribution to the Global Coalition against Daesh," June 29, 2017.

²⁴ Prime Minister Justin Trudeau, "Prime Minister Sets New Course to Address Crises in Iraq and Syria and Impacts on the Region," February 8, 2016.

²⁵ Immigration, Refugees and Citizenship Canada, "Canada: Admissions of Syrian Refugees by Province/Territory and Census Metropolitan Area (CMA) of Intended Destination and Immigration Category, November 4th 2015 – March 31st 2018," March 31, 2018.

²⁶ Kathleen Harris, "Liberals Miss Deadline to Resettle ISIS Survivors of Rape, Genocide Due to Flight Restrictions," *CBC News*, January 16, 2018.

U.S.-Canada Defense Relations

According to the U.S. State Department, “U.S. defense arrangements with Canada are more extensive than with any other country.”²⁷ There reportedly are more than 800 agreements in place that govern the day-to-day defense relationship.²⁸ The Permanent Joint Board on Defense, established in 1940 by President Franklin D. Roosevelt and Prime Minister Mackenzie King, is the highest-level bilateral defense forum between the United States and Canada. It is composed of senior military and civilian leaders from both countries and provides policy-level consultation and advice on continental defense matters.

NORAD

NORAD is a cornerstone of U.S.-Canadian defense relations. Established in 1958, NORAD originally was intended to monitor and defend North America against Soviet long-range bombers. The NORAD agreement has been reviewed and revised several times, however, to respond to changes in the international security environment. Today, NORAD’s mission consists of

- **Aerospace Warning:** processing, assessing, and disseminating intelligence related to the aerospace domain and detecting, validating, and warning of attacks against North America whether by aircraft, missiles, or space vehicles;
- **Aerospace Control:** providing surveillance and exercising operational control over U.S. and Canadian airspace; and
- **Maritime Warning:** processing, assessing, and disseminating intelligence related to the maritime areas and internal waterways of the United States and Canada, and warning of maritime threats to North America to enable response by national commands.

NORAD uses a network of satellites, ground-based radars, and aircraft to fulfill this mission.

NORAD is the only binational command in the world. The U.S. Commander and the Canadian Deputy Commander of NORAD are appointed by, and responsible to, both the U.S. President and the Canadian Prime Minister. Likewise, NORAD headquarters at Peterson Air Force Base in Colorado is composed of integrated staff from both countries. About 300 Canadian Armed Forces personnel are stationed in the United States in support of the NORAD mission, including nearly 150 at NORAD headquarters.²⁹ This binational structure allows the United States and Canada to pool resources, avoiding duplication of some efforts and increasing North America’s overall defense capabilities. Nevertheless, since the U.S. and Canadian governments want to maintain their abilities to take unilateral action, some NORAD responsibilities and authorities overlap with those of U.S. Northern Command (NORTHCOM) and Canadian Joint Operations Command (CJOC).

The Permanent Joint Board on Defense reportedly has tasked NORAD with conducting a study on the evolution of North American defense. The study will reportedly examine the air, maritime, cyber, aerospace, outer space, and land threats to North America and the capabilities, command structures, and processes necessary to defeat them.³⁰ Some officials within NORAD reportedly

²⁷ U.S. Department of State, Bureau of Western Hemisphere Affairs, *U.S. Relations with Canada*, February 1, 2018.

²⁸ House of Commons, Standing Committee on National Defence, *Canada and the Defence of North America: NORAD and Aerial Readiness*, 42nd Parliament, 1st sess., September 2016, p. 18. (Hereinafter: House of Commons, 2016.)

²⁹ House of Commons, 2016, p. 20.

³⁰ Andrea Charron and James Ferfusson, *From NORAD to NOR[A]D: The Future Evolution of North American* (continued...)

think that NORAD's mission should be expanded to include additional domains, and that NORAD, NORTHCOM, and CJOC should be integrated into a single binational command charged with the defense of the United States and Canada. They maintain that the creation of a unified command and control structure would improve the efficiency and effectiveness of North American defense efforts. Others are opposed to such changes, citing sovereignty concerns and coordination and interoperability challenges.³¹ During their February 2017 meeting at the White House, President Trump and Prime Minister Trudeau agreed to modernize and broaden the NORAD partnership in the air, maritime, cyber, and space domains.³²

Ballistic Missile Defense

Canada has long debated whether it should participate in the U.S. ballistic missile defense system. Facing domestic political opposition and concerns that the system could trigger a new arms race or lead to the militarization of space, Canada opted not to participate in 2005. Some analysts argue that Canada should reconsider its position. They note that Canada has embraced ballistic missile defense as a means of protecting allied countries by signing off on NATO's 2010 Strategic Concept, which endorsed a territorial ballistic missile defense system in Europe. They also note that, contrary to the assumption that the United States would defend Canada in the event of a ballistic missile attack, current U.S. policy is not to use the U.S. ballistic missile defense system on Canada's behalf. Others argue that Canadian participation in the U.S. ballistic missile defense system should be assigned a relatively low priority within Canada's limited defense budget given the need to carry out several large-scale acquisitions to replace core Canadian Armed Forces equipment and systems in the coming years.³³

The Trudeau government reexamined Canadian participation in the U.S. ballistic missile defense system as part of its defense policy review, but opted not to pursue a change in policy.³⁴ Although Canada does not participate in the U.S. ballistic missile defense system directly, Canadian personnel, through their participation in NORAD, are involved in the detection of ballistic missiles, and a 2004 agreement permits NORAD to share information with NORTHCOM, which is responsible for the U.S. ballistic missile defense system.³⁵

F-35 Joint Strike Fighter Program³⁶

Canada is one of nine countries that have participated in the U.S.-led F-35 Joint Strike Fighter program since 1997.³⁷ The Canadian government reportedly has invested more than \$400 million in the program, and Canadian industry has secured more than \$1 billion in contracts as a result of

(...continued)

Defence Co-Operation, Canadian Global Affairs Institute, May 2018.

³¹ House of Commons, 2016.

³² White House, Office of the Press Secretary, "Joint Statement from President Donald J. Trump and Prime Minister Justin Trudeau," February 13, 2017.

³³ House of Commons, 2016, pp. 29-37; Lee Berthiaume, "U.S. Policy Excludes Canada from Defence, NORAD Says," Canadian Press, September 15, 2017.

³⁴ National Defence and the Canadian Armed Forces, *Strong, Secure, Engaged: Canada's Defence Policy*, June 2017, p. 90.

³⁵ House of Commons, 2016, p. 30.

³⁶ For more information, see CRS Report RL30563, *F-35 Joint Strike Fighter (JSF) Program*, by Jeremiah Gertler.

³⁷ The other partners are Australia, Denmark, Italy, the Netherlands, Norway, Turkey, and the United Kingdom.

Canada's participation.³⁸ In 2010, the Harper government announced that Canada would acquire 65 Lockheed Martin F-35s to replace the country's aging fleet of 76 CF-18s, which have been flying since the 1980s. The plans became politically controversial, however, amid accusations that the government had misled the public about the cost and performance of the aircraft. In 2012, the Harper government put the procurement process on hold to review the plans and explore alternatives.

During the 2015 electoral campaign, Trudeau vowed to pull out of the F-35 program, open a competitive procurement process for "more affordable" fighters, and invest the savings in the Royal Canadian Navy.³⁹ Nevertheless, the Canadian government has continued to make the annual payments required to remain in the Joint Strike Fighter program and has not ruled out ultimately purchasing the F-35s. Canada's Department of National Defense reportedly expects to open a new competitive process in early 2019.⁴⁰

Defense Minister Harjit Sajjan has warned that the delay in purchasing the new aircraft could lead to a growing "capability gap" between Canada's NORAD and NATO commitments and the number of fighters available for operations.⁴¹ The Trudeau government proposed purchasing 18 new Boeing F/A-18 Super Hornets to supplement the current fleet of CF-18s on an interim basis but reversed the procurement decision after Boeing successfully petitioned the U.S. Department of Commerce to impose antidumping and countervailing duty actions against Bombardier Aircraft of Canada for unfair trade practices in April 2017 (see "Commercial Aircraft"). Instead, Canada opted to purchase 18 used F/A-18s from Australia. Many defense analysts have questioned the decision, noting that the F/A-18s will require costly modifications and maintenance following delivery and lack the capabilities of more modern aircraft, potentially jeopardizing interoperability with the United States and other allies.⁴²

Border Security

The United States and Canada maintain a close intelligence partnership and coordinate frequently on law enforcement efforts, with a particular focus on securing the border since the September 11, 2001, terrorist attacks. Under the Beyond the Border declaration, signed in 2011, both nations agreed to negotiate on information sharing and joint threat assessments to develop a common and early understanding of the threat environment; infrastructure investment to accommodate continued growth in legal commercial and passenger traffic; integrated cross-border law enforcement operations; and coordinated steps to strengthen and protect critical infrastructure.⁴³

³⁸ Lee Berthiaume, "Liberals Quietly Pay Another \$30M to Develop F-35 Jet They Pledge not to Buy," Canadian Press, May 26, 2017; Lee Berthiaume, "Canada Invests Another \$54-Million into Development of F-35 Stealth Fighter," Canadian Press, May 30, 2018; Lockheed Martin, "F-35 Lightning II: Canada Industrial Participation," accessed in November 2017.

³⁹ Jason Fekete, "Justin Trudeau Vows to Ditch F-35 in Favour of 'More Affordable Fighter Jets and a 'Leaner' Military," *National Post*, September 21, 2015.

⁴⁰ Rachel Aiello, "Feds Still Committed to Procuring Interim Jets, Open Bids for Replacement Fleet 'Early 2019'," *CTV News*, November 11, 2017.

⁴¹ David Pugliese, "Canada Targets Super Hornet Buy, For Now," *Defense News*, June 6, 2016.

⁴² Murray Brewster, "Arrival of Used Aussie Fighters Pushed Back to Summer 2019 or Later," *CBC News*, February 11, 2018; Canada Institute, *The Interim Fighter Capability Project and Its Importance to Canada's NORAD Mission*, Woodrow Wilson International Center for Scholars, December 11, 2017; Matthew Fisher, *Canada Looks to the Past for Fighter Fix while Allies Fly in the 21st Century*, Canadian Global Affairs Institute, December 2017.

⁴³ The Beyond the Border Declaration is available at <https://obamawhitehouse.archives.gov/the-press-office/2011/02/04/declaration-president-obama-and-prime-minister-harper-canada-beyond-bord>.

The declaration led to a 2016 accord to exchange information on individuals who present a clear threat, including the country's respective "no-fly" lists. It also led to other agreements, such as an entry/exit program that was launched in 2013 to allow data on entry to one country to serve as a record of exit from the other and a 2015 agreement to expand preclearance activities to all modes of transport. Implementation of those initiatives has been slow, however, due to Canadian concerns about privacy and sovereignty.

In December 2016, President Obama signed into law the Northern Border Security Review Act (P.L. 114-267), which directed the U.S. Department of Homeland Security (DHS) to conduct an analysis of threats along the U.S.-Canadian border. The public summary of the threat analysis, released in July 2017, asserted that "the large volume of legitimate travel across the northern border and the long stretches of difficult terrain between ports of entry provide potential opportunities for individuals who may pose a national security risk to enter the United States undetected."⁴⁴ The analysis also noted, however, that encounters with individuals associated with transnational crime or terrorism are infrequent and total apprehensions of individuals entering the United States from Canada between points of entry have remained below 800 per year for the past five years. Most of those apprehended have been Canadian citizens. DHS asserts that as a result of actions undertaken as part of the Beyond the Border initiative, Canada has been an effective partner in keeping foreign terrorist suspects from entering North America.⁴⁵ DHS developed a *Northern Border Strategy*, released in June 2018, which is intended to address the security challenges identified in the threat analysis while facilitating lawful trade and travel.⁴⁶

While the number of individuals crossing into the United States from Canada between ports of entry has remained relatively low, the number of individuals crossing from the United States into Canada has grown significantly over the past two years. Nearly 21,000 individuals claimed asylum in Canada after being intercepted between points of entry in 2017.⁴⁷ The pace of irregular crossings has accelerated this year, with nearly 8,000 individuals encountered from January to April 2018.⁴⁸ The influx of asylum-seekers reportedly has overwhelmed Canada's refugee processing system, leading the Canadian government to set aside C\$173 million (about \$134 million) in its latest budget to patrol border crossings and process asylum applications.⁴⁹ The influx also has strained the resources of aid agencies and local and provincial governments, which are struggling to house and provide social services for the new arrivals.⁵⁰

This northern flow of asylum-seekers appears to have been spurred, in part, by the Trump Administration's immigration policies, Canada's image as a sanctuary for refugees, and misperceptions about Canada's immigration system. An initial surge occurred after President Trump signed several executive orders related to immigration enforcement in January 2017, and

⁴⁴ U.S. Department of Homeland Security, *Northern Border Threat Analysis Report: Public Summary*, July 2017.

⁴⁵ Ibid.

⁴⁶ The *Northern Border Strategy* is available at https://www.dhs.gov/sites/default/files/publications/18_0612_PLCY_DHS-Northern-Border-Strategy.pdf.

⁴⁷ "Canada Braces for More Walk-in Asylum Seekers from US," Agence France Presse, April 20, 2018.

⁴⁸ Giuseppe Valiante, "Vast Majority of 2018's Illegal Border Crossings have been in Quebec," *Globe and Mail*, May 15, 2018.

⁴⁹ Anna Mehler Paperny, "Quebec Border Camp Swells with Asylum Seekers from U.S., Many Haitian," Reuters, August 10, 2017; Anna Mehler Paperny, "Canada Sees 'Unsustainable' Spike in Asylum Seekers at U.S. Border," Reuters, August 17, 2017; Department of Finance Canada, *Equality + Growth: A Strong Middle Class*, February 27, 2018, p. 211.

⁵⁰ Anna Mehler Paperny, "Insight – Collateral Damage: How Trump Threw Canada's Refugee System into Turmoil," Reuters, March 19, 2018.

another surge occurred after the Trump Administration indicated in May 2017 that up to 59,000 Haitians with Temporary Protected Status (TPS) would likely lose their protection from removal.⁵¹ Although most asylum-seekers who enter Canada through an official border crossing may be returned immediately to the United States under a 2002 “Safe Third Country Agreement,” which requires claimants to seek protection in the first safe country in which they arrive, those who enter between ports of entry generally may remain in Canada while their claims are processed.⁵² The Canadian government reportedly would like to expand the Safe Third Country Agreement to cover the entire border.⁵³ It is facing pressure from Canadian refugee advocates, however, who have called for the agreement to be suspended to allow asylum-seekers to enter Canada in a safer and more orderly fashion.⁵⁴

Cybersecurity⁵⁵

Both the United States and Canada rely on information technology as a strategic national asset that reaps many economic and societal benefits. However, increasing reliance on internet-based systems has created new sets of vulnerabilities. Attacks on critical infrastructure and the theft of digitally stored information, either for military or economic competitive advantage, are growing areas of concern for both countries. The Canadian government detected, on average, more than 2,500 state-sponsored cyber activities against its networks from 2013 to 2015.⁵⁶ In 2014, for example, the Canadian government accused China of carrying out a cyberattack on the National Research Council, which is charged with supporting industrial innovation, advancing technological development, and fulfilling Canadian government mandates. The cost of mitigating the damage reportedly exceeded C\$100 million.⁵⁷ More broadly, the Canadian government blocks 600 million attempts each day to identify or exploit vulnerabilities in its systems and networks.⁵⁸

Recognizing the scope of the threat and their mutual interests in protecting shared infrastructure, the United States and Canada have integrated cybersecurity into the bilateral agenda. In 2010, the countries put forward the “Canada-United States Action Plan for Critical Infrastructure” intended to establish a comprehensive cross-border approach to prevent, respond to, and recover from critical infrastructure disruptions.⁵⁹ The 2012 “Cybersecurity Action Plan” between Public Safety Canada and DHS focuses more specifically on enhancing the resiliency of the countries’ cyber infrastructure. It is intended to enhance cyber incident management collaboration, improve engagement and information sharing with the private sector, and foster continued collaboration on

⁵¹ For more information on TPS, see CRS Report RS20844, *Temporary Protected Status: Overview and Current Issues*, by Jill H. Wilson.

⁵² Immigration, Refugees and Citizenship Canada, “Claiming Asylum in Canada – What Happens?,” March 3, 2017; Sela Cowger, *Uptick in Northern Border Crossings Places Canada-U.S. Safe Third Country Agreement Under Pressure*, Migration Policy Institute, April 26, 2017.

⁵³ Brennan MacDonald and Vassy Kapelos, “Hussen Floats Possible Solution to Safe Third Country Agreement Loophole,” *CBC News*, May 31, 2018.

⁵⁴ Canadian Council for Refugees, “Safe Third Country Agreement must be Suspended,” press release, June 27, 2017.

⁵⁵ Catherine A. Theohary, CRS Specialist in National Security Policy, Cyber and Information Operations, contributed to this section.

⁵⁶ Public Safety Canada, *Horizontal Evaluation of Canada’s Cyber Security Strategy*, September 29, 2017, p. 17.

⁵⁷ Alex Boutilier, “National Research Council Bought \$8m in New Laptops After Hack,” *The Star*, April 10, 2017.

⁵⁸ Public Safety Canada, *Horizontal Evaluation of Canada’s Cyber Security Strategy*, September 29, 2017, p. 17.

⁵⁹ U.S. Department of Homeland Security (DHS) and Public Safety Canada, *Canada-United States Action Plan for Critical Infrastructure*, 2010, at https://www.dhs.gov/xlibrary/assets/ip_canada_us_action_plan.pdf.

cybersecurity public awareness efforts.⁶⁰ The United States and Canada also engage in extensive cybersecurity cooperation through the Five Eyes intelligence alliance, and, as noted above, are exploring the possibility of adding cyber defense to NORAD's mission. In 2012, NORAD and U.S. Northern Command established a Joint Cyber Center to support situational awareness, indications and warning of cyberspace activity, and planning for cyberspace operations.

In its 2018 budget, the Trudeau government proposed investing C\$508 million (about \$393 million) over five years in cybersecurity efforts.⁶¹ The total includes C\$155 million (about \$120 million) for the country's signals intelligence agency, the Communications Security Establishment (CSE), to create a new Canadian Center for Cyber Security that would consolidate operational cyber expertise from across the federal government. It also includes C\$116 million (about \$90 million) for the Royal Canadian Mounted Police to create a National Cybercrime Coordination Unit as a hub for cybercrime investigations. The remaining \$237 million (about \$183 million) would fund other elements of a new National Cyber Security Strategy that was released in June 2018;⁶² Canada's previous cybersecurity strategy was adopted in 2010 and was considered dated by many analysts.⁶³ The Trudeau government also has proposed far-reaching changes to Canada's intelligence laws, including provisions that would empower the CSE to engage in offensive cyber operations. Some analysts have expressed concerns that such changes could exacerbate tensions at the core of the CSE's mandate, which requires the agency to simultaneously improve Canada's cybersecurity and defend Canadian information and infrastructure while exploiting vulnerabilities in systems to engage in offensive operations against others.⁶⁴

Economic and Trade Policy

The Canadian economy experienced a shallower recession and initially recovered faster from the 2008 global economic crisis than the United States, but growth in both countries has picked up in recent years. In 2017, the Canadian economic growth outpaced that of the United States: 3.0% in Canada and 2.3% in the United States. In 2018, Economist Intelligence Unit and IHS Global Insight forecasters expect Canada's GDP to grow by 2.0% and 2.4%, respectively, and for U.S. GDP to achieve growth of 2.0% and 2.7%.⁶⁵ The Canadian economy disproportionately depends on the global market for exporting commodities; however, in recent years growth has been dependent on personal consumption, especially in the still-buoyant housing sector. In Canada, the unemployment rate, which hit a generational low of 5.8% in January 2008, peaked at 8.7% in August 2009, but gradually has fallen back to a cycle low of 6.3% in April 2018.

⁶⁰ DHS and Public Safety Canada, *Cyber Security Action Plan*, 2012, at <https://www.publicsafety.gc.ca/cnt/rsrscs/pblctns/cybrsrt-ctn-plan/cybrsrt-ctn-plan-eng.pdf>.

⁶¹ Department of Finance Canada, *Equality + Growth: A Strong Middle Class*, February 27, 2018, pp. 203-205.

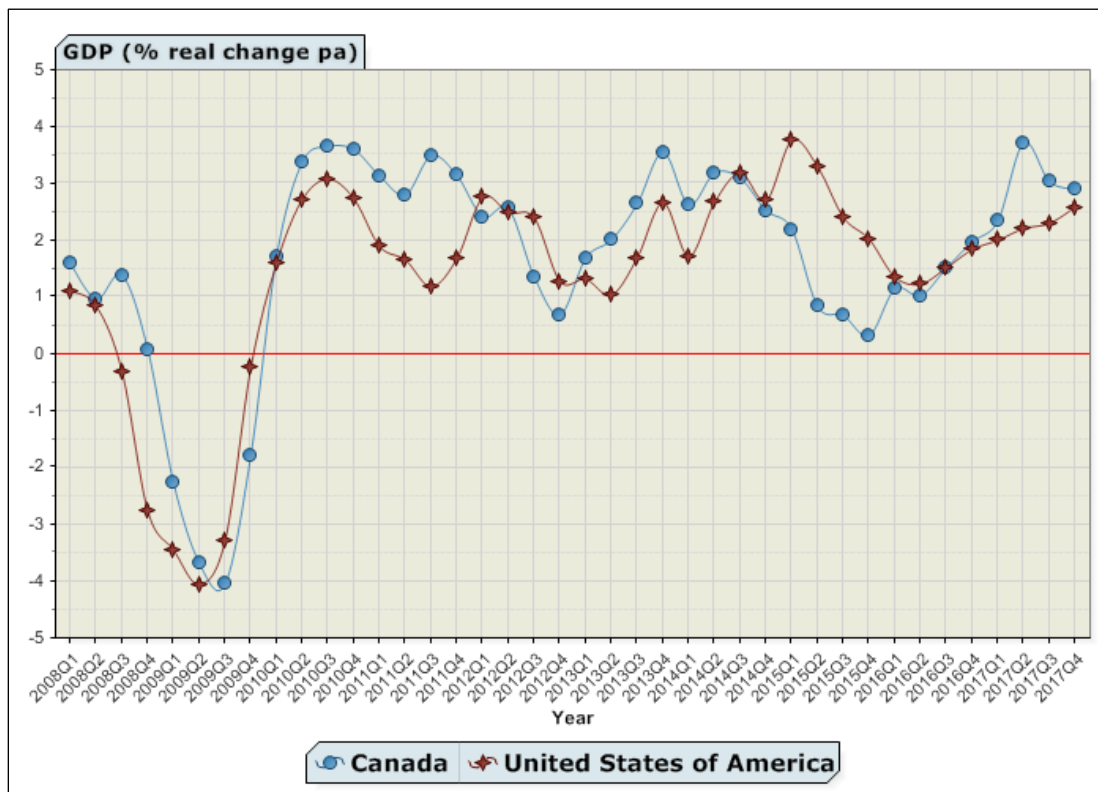
⁶² Canada's 2018 *National Cyber Security Strategy* is available at <https://www.publicsafety.gc.ca/cnt/rsrscs/pblctns/ntnl-cbr-srtg-ntnl-cbr-srtg-ntnl-cbr-srtg-en.pdf>.

⁶³ Stephanie Carvin, "Zero D'eh: Canada Takes a Bold Step Towards Offensive Cyber Operations," *Lawfare*, April 27, 2018.

⁶⁴ See, for example, Christopher Parsons, et al., *Analysis of the Communications Security Establishment Act and Related Provisions in Bill C-59 (An Act Respecting National Security Matters)*, First Reading (December 18, 2017), University of Toronto, Munk School of Global Affairs, Citizen Lab, December 2017.

⁶⁵ Economic data and forecasts are from the Economist Intelligence Unit, IHS Global Insight, Global Trade Atlas, and Statistics Canada.

Figure 2. United States and Canada Real Gross Domestic Product (GDP): 2008-2017
real percentage change quarterly



Source: Economist Intelligence Unit, Country Data Tool.

Budget Policy

After racking up 27 straight years of deficit spending prior to the “austerity” budget of 1995, Canada’s public debt reached a peak of 101.6% of GDP and government sector spending reached 53.6% of GDP in 1993. Realizing this course was unsustainable, the Liberal government of then-Prime Minister Jean Chrétien and his Finance Minister Paul Martin embarked on a financial austerity plan in 1995 using such politically risky measures as cutting federal funding for health and education transfers, applying a means test to those eligible for Seniors Benefits, and cuts in defense. Modest tax increases were also employed, mostly through closing loopholes. Under this budget discipline, the government submitted a balanced budget in 1998 and a political consensus emerged not to resort to deficit spending. However, in the face of the global financial crisis in 2009, the Conservative government of Prime Minister Stephen Harper introduced a budget package of stimulus spending and tax cuts, producing a fiscal deficit for the first time in a decade.

From 2009 to 2015, the Conservative government ran deficits, that reaching 5% of GDP in 2010, but through austerity and improved economic conditions were steadily whittled down to 1.9% of GDP by 2015. The Harper government sought to return Canada to fiscal balance by the 2015 election, resorting to certain one-off savings, such as selling embassies and liquidating (literally)

gold coins found in the Bank of Canada vaults.⁶⁶ Ultimately, a sluggish economy thwarted those plans and the last Harper budget in 2015 left a C\$3 billion (about \$2.3 billion) deficit.⁶⁷

Table I. U.S. and Canada: Selected Comparative Economic Statistics, 2017

| Indicator | United States | Canada |
|---------------------------------|---------------|--------|
| GDP | | |
| Nominal PPP (billion US\$) | 19,391 | 1,702 |
| Nominal (billion US\$) | 19,391 | 1,652 |
| Per Capita GDP | | |
| Nominal PPP (US\$) | 59,390 | 46,470 |
| Real GDP Growth | 2.3% | 3.0% |
| Recorded Unemployment Rate | 4.4% | 6.3% |
| Exports G&S(%GDP) (2016) | 11.9% | 31.0% |
| Imports G&S (%GDP) (2016) | 14.7% | 33.4% |
| Sectoral Components of GDP (%) | | |
| Industry | 18.9% | 28.2% |
| Services | 80.1% | 70.2% |
| Agriculture | 0.9% | 1.6% |
| Current Account Balance (% GDP) | -2.4% | -3.0% |
| Public Debt/GDP | 77.4% | 98.2% |
| Average MFN Tariff (2016) | 3.5% | 4.1% |

Sources: Economist Intelligence Unit; U.S. Census Bureau; Bureau of Economic Analysis; Statistics Canada; World Bank.

During the 2015 election, Justin Trudeau upended Canadian political orthodoxy by campaigning on a targeted budget deficit—C\$10 billion (about \$7.7 billion) a year for three years—for infrastructure projects to stimulate a sluggish economy reeling from the commodity and energy price collapse at mid-decade. This electoral gambit paid off at the polls, but economists forecast a larger deficit than the government had included in its election manifesto.

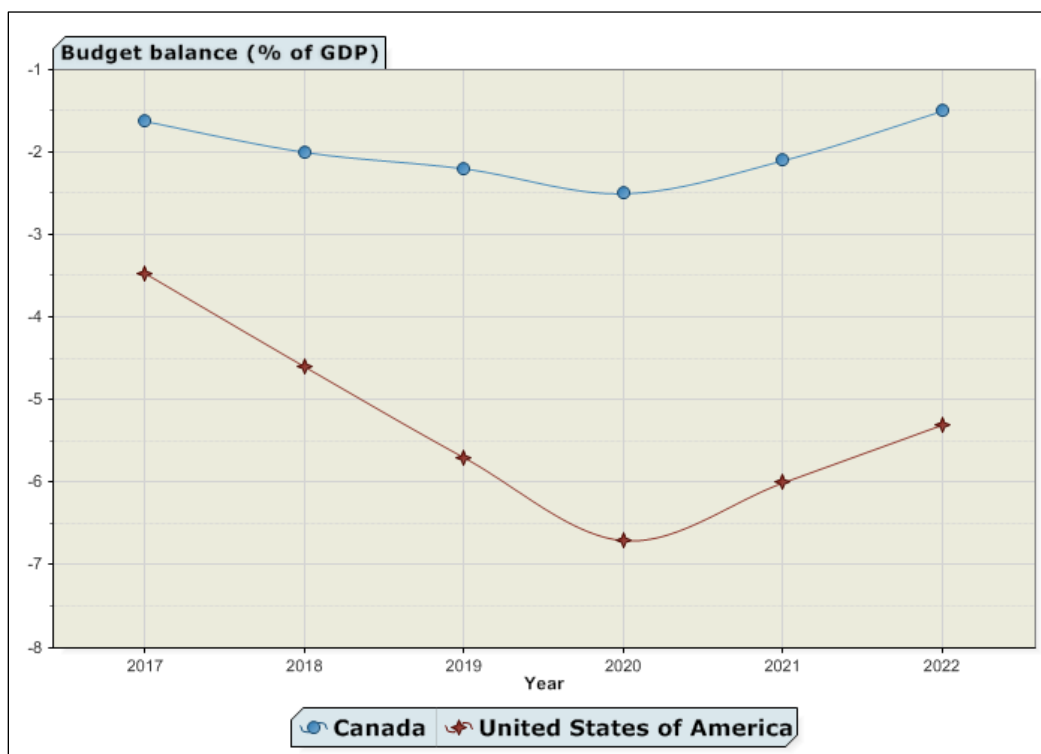
The first budget of the Trudeau government was introduced on March 22, 2016, with the theme of “growing the middle class.” It featured a pledge to invest C\$120 billion (about \$92.3 billion) over the next ten years, divided into a short-term pledge of C\$11.9 billion (about \$9.2 billion) during the life of the Parliament to upgrade and improve public transport systems, water, wastewater, green infrastructure projects, and affordable housing. The second phase is to include broad measures to reduce urban congestion, expand trade corridors, and launch a low-carbon national energy system. It provided additional funds for indigenous communities, a consolidation of child and family tax benefits, new cultural and arts funding, and a “revitalization” of the Canadian Broadcasting Corporation (CBC). Funds will also be available to finance an “innovation agenda,”

⁶⁶ Bill Curry, “Government Defends Foreign Property ‘Fire Sale,’” *Globe and Mail*, December 4, 2014; Bill Curry, “Bank of Canada’s Gold Coins to be Liquidated in Federal Push to Balance Books,” *Globe and Mail*, December 31, 2013.

⁶⁷ Les Whittington and Tonda MacCharles, “No Surplus After All, Due to Sputtering Economy and Harper Spending, Liberals Say,” *Toronto Star*, November 20, 2015.

including increased fundamental research and a “Post-Secondary Institutions Strategic Investment Fund” to promote on-campus research, commercialization opportunities, and training facilities for the nation’s universities.⁶⁸ As noted above, the government is funding these measures through additional deficits estimated by the government to be C\$113.2 billion through FY2021, using a relatively conservative 0.4% annual growth estimate. It also seeks to offset some of this increased spending through a 4% increase in the top tax rate (from 29% to 33%) and a reduction in the annual tax-free savings account (TFSA) contribution from C\$10,000 to C\$5,500. Partly offsetting this, however, is a reduction of the second-lowest tax bracket from 22% to 20.5%.

Figure 3. Projected Budget Deficits: United States and Canada: 2017-2022
budget deficits as a percentage of GDP



Source: Economist Intelligence Unit.

The 2018 Budget was released on February 27, 2018. It totaled C\$311.3 billion (\$242.8 billion that day), with a deficit of C\$17.8 (\$13.9 billion that day). Gender equity was the theme for the 2018 budget; gender was reportedly mentioned 358 times.⁶⁹ Highlights include

- pay-equity legislation for employees in the federal government and federal-regulated sectors;
- incentive for new fathers to take parental leave;

⁶⁸ Department of Finance Canada, *Growing the Middle Class*, March 22, 2016; “Canada 2016 Federal Budget: Growing the Middle Class,” Grant Thornton, LLP, March 31, 2016; “Budget Boosts Funding to Canada Council, CBC,” *CBC Ottawa*, March 22, 2016.

⁶⁹ “Federal Budget Highlights: Twelve Things You Need to Know,” *Globe and Mail*, February 27, 2018.

- a new Indigenous Skills and Employment Training Program designed to help close the pay and employment gap between indigenous and nonindigenous;
- revamped low-income tax credit for low-income workers;
- funding for fundamental scientific research, government labs, and a reinvigoration of the national research council; and
- a new Canadian Centre for Cybersecurity and a National Cybercrime Coordination Unit for the RCMP.

Monetary Policy

Since the global financial crisis, United States and Canada have maintained an accommodative monetary policy. Early on, however, the Bank of Canada (BOC) raised its benchmark overnight interest rates three times—to a 1% target rate to constrain demand—until September 2010. It kept its rate at 1% until 2015, when it lowered it twice, by 25 basis points in January and July to 0.5%. BOC raised the key rate twice in 2017 and once (thus far) in 2018 to the current rate of 1.25%. This accommodative stance has been made possible by the virtual absence of inflation, but it has also contributed to the housing and personal consumption booms that have continued since the financial crisis. This, in turn, has led to record Canadian household indebtedness with the debt-to-disposable income ratio reaching 170% in 2015, compared to 111% in the United States.⁷⁰

The value of the Canadian dollar (or loonie, its nickname) has varied in terms of the U.S. dollar in recent years (see **Figure 4**). Prior to the financial crisis, the Canadian dollar had been nearly at parity, trading at slightly less than the U.S. dollar. During the financial crisis it dropped to a monthly average of C\$1.26/US\$1. As the economy stabilized and demand for commodities and energy resumed, the Canadian dollar appreciated to C\$0.96/US\$1 in July 2011. As oil prices dropped and the commodity boom ended, the Canadian dollar began depreciating, its decline accelerating with the reduction of interest rates from 1.0% to 0.5% in 2015. The Canadian dollar hit a low of C\$1.42/US\$1 in January 2016. The currency has since rebounded with higher interest rates and has remained in the C\$1.30-1.20/\$1.00 in the 2017-2018 period.

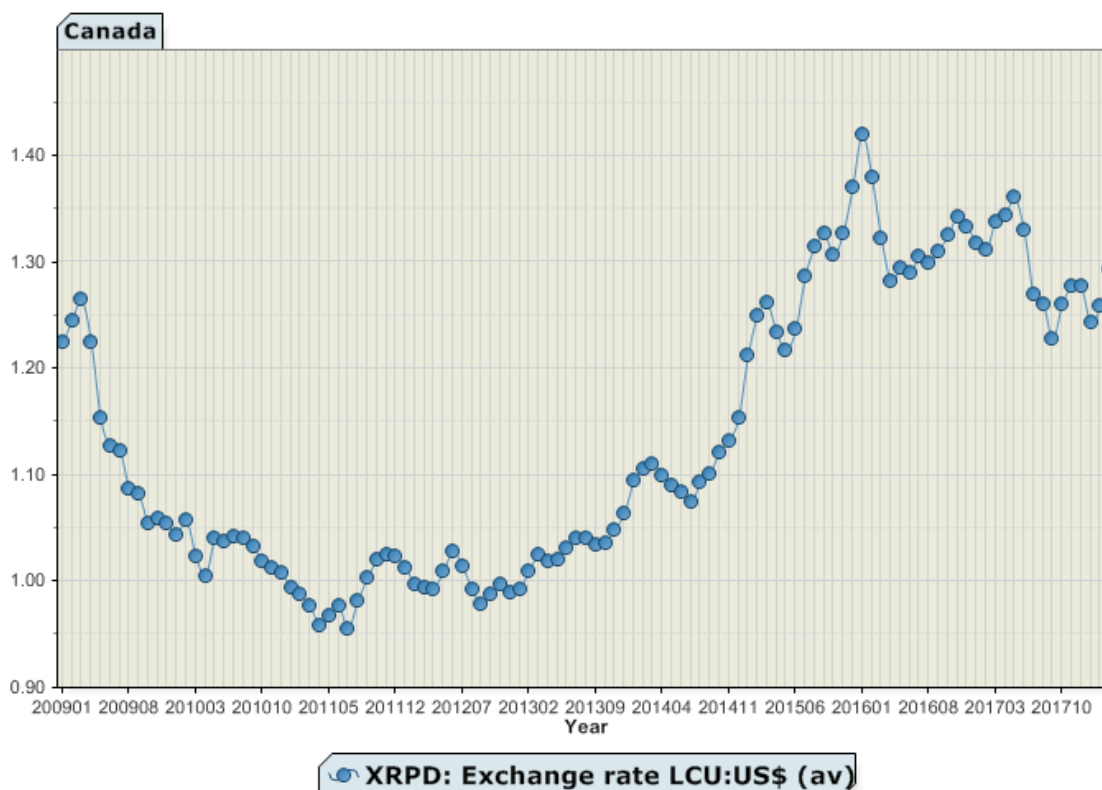
The strength of the Canadian dollar roughly from 2002 to 2008 and 2010 to 2013 had a detrimental effect on Canadian manufacturing, as export dependent goods became relatively uncompetitive in world markets. The Canadian auto industry was especially hard hit as the center of gravity of U.S. production has moved south, and new North American investment has bypassed Canada for the United States and, especially, Mexico.⁷¹ Since the end of the commodities boom, the loonie has depreciated and manufacturing has picked up, but, like with the United States, it represents a declining share of GDP.

⁷⁰ “Canada’s Economy and Household Debt: How Big is the Problem?,” Remarks of Stephen Poloz, Governor of the Bank of Canada, Yellowknife, May 1, 2018; OECD, Household debt, at <https://data.oecd.org/hha/household-debt.htm>.

⁷¹ “The New Rustbelt,” *Economist*, August 29, 2015; “Auto Manufacturing in Canada in Long-Term Decline, Report Warns,” *Toronto Star*, April 19, 2013.

Figure 4. Exchange Rates: 2009-2018, Quarter I

Canadian dollars per U.S. dollar



Source: Economist Intelligence Unit, Country Data Tool.

Note: Years are shown followed by numerical months (e.g., January 2008 is shown as 200801).

U.S.-Canada Trade Relations

The United States and Canada enjoy one of the largest bilateral commercial relationships in the world. Over the past 30 years, U.S.-Canada trade relations have been governed first by the 1989 U.S.-Canada Free Trade Agreement and, subsequently, by the 1994 North American Free Trade Agreement. The two countries were leaders in the creation of the open, rules-based multilateral trading system characterized by mutual concessions on market access for goods and services, disciplines on trade restrictions and binding dispute settlement mechanisms. Both countries were founding members of the General Agreement on Tariffs and Trade, the genesis of the postwar multilateral trading system, and in 1994 were founding members of the World Trade Organization. Now, however, the unilateral tariff measures imposed by the Trump Administration, its withdrawal from the Trans-Pacific Partnership regional trade agreement, and its skepticism of multilateralism have called this system into question. Regionally, the Trump Administration has engaged Canada and Mexico to negotiate revisions to the nearly 25-year-old North American Free Trade Agreement (NAFTA).

The volume of economic activity across the border underscores the extent of economic integration between the United States and Canada. The two nations continue to have one of the largest trading relationships in the world, with \$1.6 billion per day in goods crossing the border in 2017. However, in 2015, China overtook Canada as the largest trading partner of the United

States. Canada is the largest country destination for U.S. exports, although China replaced Canada as the largest supplier of imports to the United States in 2007 and Mexico surpassed Canada in 2015.

In 2017, Canada was the largest purchaser of U.S. goods at 18.3% of U.S. goods exports. Canada was the third-largest supplier of U.S. imports at 12.8% of all U.S. goods imports. The United States is the Canada's largest goods export and import destination. In 2017, Canada supplied 53.3% of Canada's imports of goods that year and purchased 75.9% of Canada's merchandise exports. Two-way trade with the United States represented nearly 32% of Canadian GDP that year.

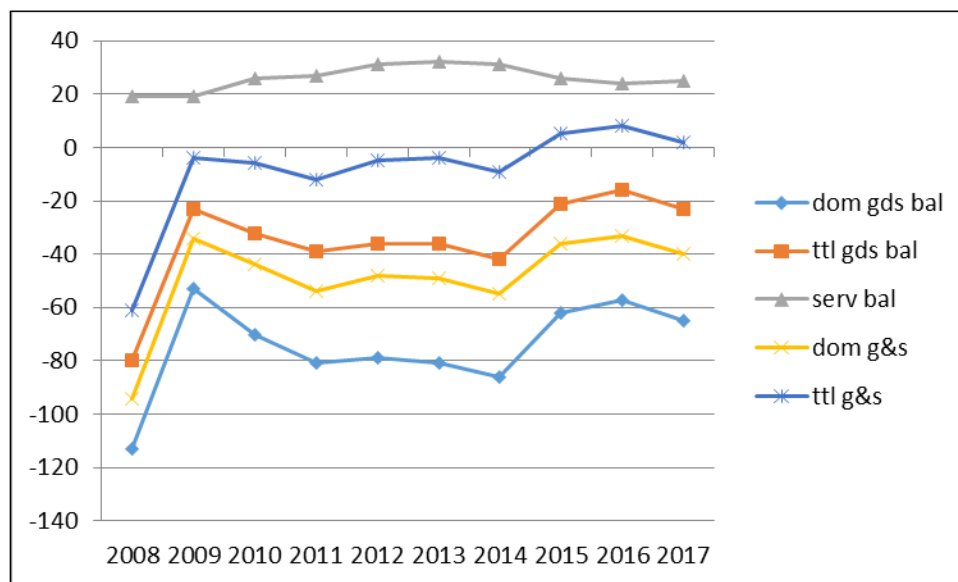
U.S. Trade Balance with Canada: Deficit or Surplus?

President Trump has made the reduction of bilateral trade deficits the centerpiece of his trade policy. While most economists believe that trade deficits are more the result of macroeconomic factors such as savings and investment imbalances, President Trump has criticized countries that run a trade surplus with the United States. Canada is no exception, with the President claiming large trade deficits with the northern neighbor, blaming NAFTA for the imbalance. Meanwhile, Canada claims that it has a trade deficit with the United States. So who is correct? The answer, as with much in economics, lies with how it is counted. The United States compiles goods-trade statistics in two ways. The metric that captures the broadest amount of trade is the general import/total export measure. This measures all goods coming into to the country (general imports) and all goods leaving (total exports). This measure captures all goods that cross the border either produced in the country or transhipped through its ports to another country without further processing. In terms of Canada-U.S. trade, this metric traditionally has shown a smaller deficit. According to the general import/total export measure, the United States had a deficit of \$22.7 billion with Canada in 2017. Alternatively, the import for consumption/domestic export metric only measures goods consumed or produced in the United States. This figure traditionally has shown a wider deficit, comprising a \$64.8 billion deficit with Canada in 2017. The foregoing discussion has only concerned goods trade. The United States has had a consistent services surplus with Canada amounting to \$25.4 billion in 2017. If combined with the general imports/total exports goods metric, the United States had a goods and services trade surplus of \$2.8 billion with Canada in 2017; if combined with the narrower imports for consumption/domestic exports metric, goods and services trade with Canada showed a deficit of \$39.4 billion (see **Figure 5**).⁷²

⁷² Sources include U.S. International Trade Commission Dataweb and U.S. Bureau of Economic Analysis;

Figure 5. U.S. Trade Balance with Canada: 2008-2017

\$ in billions



Source: CRS, compiled from U.S. International Trade Commission and Bureau of Economic Analysis Data.

Notes: Dom gds bal = imports for consumption/domestic exports; ttl gds bal = General imports/total export; serv bal = services balance; dom g&s bal = (imports for consumption/domestic exports) + services; ttl g&s bal = (total exports/general imports)+ services.

U.S.-Canada trade relations have taken on a different tone during the Trump Administration. Whether it has been the reemergence of old irritants such as trade in softwood lumber and dairy restrictions, new disputes such as commercial aviation, or the contentious NAFTA negotiations, the commercial relationship between the two nations is facing new challenges. President Trump commented on the various trade disputes in a June 2018 tweet (see text box).

“Canada has treated our Agricultural business and Farmers very poorly for a very long period of time. Highly restrictive on Trade! They must open their markets and take down their trade barriers! They report a really high surplus on trade with us. Do Timber & Lumber in U.S.?”
—President Donald Trump on Twitter, June 1, 2018

NAFTA Renegotiation

On May 18, 2017, the Trump Administration sent notification to Congress of its intent to begin talks with Canada and Mexico to renegotiate NAFTA.⁷³ Following the 90-day consultation period with Congress mandated under trade promotion authority, negotiations began on August 16, 2017. Initially, much of the discussion revolved around revising and modernizing the nearly 25 year old accord. All three parties alluded to incorporating new or expanded language from the Trans-Pacific Partnership (TPP) negotiations on e-commerce, intellectual property rights, investment, labor, environment, sanitary and phytosanitary standards, state-owned enterprises, data flows, and data localization—requirements to maintain data in country. A goal to conclude the talks by March 31, 2018, was not met, nor has a goal to conclude the talks by the end of May 2018,

⁷³ For more information, see CRS Report R44981, NAFTA Renegotiation and Modernization, by M. Angeles Villarreal and Ian F. Fergusson.

potentially allowing for consideration in the current session of Congress. The imposition of tariffs on steel and aluminum from Canada and Mexico (see “Steel and Aluminum Tariffs”) may have further dampened momentum for an agreement.

At times, President Trump has threatened to withdraw from NAFTA. The Administration has also tabled some proposals that are considered unacceptable or unworkable by Canada and Mexico and have become sticking points in the negotiations. The overall gist of U.S. proposals appears to be aimed at reducing the bilateral trade deficits with Canada and Mexico and to return manufacturing jobs to the United States. If those goals are not achievable, they may be used as a pretense to withdraw from the talks. Economists, in general, contend that trade deficits and job creation are more a function of macroeconomic conditions and not of free trade agreements (FTAs). On most issues, the negotiating dynamic generally has pitted the United States against Canada and Mexico, which are more interested in modernizing the agreement, and opposing proposals that would restrict trade.

President Trump reportedly also favors negotiating separate deals with Canada and Mexico. On June 5, 2018, Larry Kudlow, an economic adviser to the President, restated the President’s support for negotiating bilateral deals. According to Kudlow, “When you have to compromise with a whole bunch of countries, you get the worst of the deals. Why not get the best? ... Canada is a whole lot different from Mexico.”⁷⁴ In the past, Canada and Mexico have opposed negotiating separate agreements.

Sunset Clause. The United States has proposed that a revised NAFTA expire after five years, unless affirmed by all parties. According to the Administration, this would ensure that the agreement would continue to work for all parties. This proposal is opposed by Canada and Mexico, which claim that it would adversely affect investor confidence and long-term investment in the region. On May 31, 2018, Prime Minister Trudeau stated that Vice President Pence told him that the sunset clause was a precondition for a possible summit to conclude a deal. Trudeau reportedly told Pence that “there was no possibility of any Canadian prime minister signing a NAFTA deal that included a five-year sunset clause.”⁷⁵

Rules of Origin (ROO). Automotive rules of origin have become a major sticking point in the negotiations. ROOs play an important part in determining the supply chain for a product, and, over the years, NAFTA has created an integrated North American supply chain for vehicles. The United States originally proposed to increase to 85% the current rules of origin of 62.5% for cars, light trucks, engines, and transmissions, and to 60% for parts, and to introduce a 50% U.S. domestic content requirement. The latter has been a point of contention with Canada and Mexico since NAFTA does not distinguish between U.S. and North American content. U.S. auto companies fear that these additional content requirements threaten to disrupt their supply chains.⁷⁶ The United States reportedly has scaled back its original proposal now to require 75% regional content on NAFTA cars, and a three tiered ROO on components of 75% for critical components such as engines and transmissions, 70%, and 65% for other components.⁷⁷ The United States reportedly also replaced its domestic content proposal with a content demand tied to wages; 40%

⁷⁴ “Trump Aims to Split Up NAFTA Negotiations, Deal with Canada and Mexico Separately,” *Washington Post*, June 5, 2018.

⁷⁵ “Trudeau: U.S. Demanded Sunset as Precondition for End-Game NAFTA Talks,” *Inside U.S. Trade*, June 5, 2018.

⁷⁶ Caroline Freund, “A US Content Requirement in NAFTA Could Hurt Manufacturing,” Peterson Institute for International Economics, September 14, 2017.

⁷⁷ “Trump Said to Soften Key Demand on Regional Car Content,” *Bloomberg International Trade Daily*, April 5, 2018.

of a car and 45% of a truck would be made by workers making \$16 dollars an hour.⁷⁸ In addition, the U.S. proposal would require 70% of a vehicle to be manufactured with North American steel and aluminum. Mexico has thus far rejected tying wages to ROO levels. Canada has not publicly commented, but the proposal has been seen in some quarters as a way of attracting Canadian support, as Canadian auto wages are comparable with those of the United States and Canada may stand to gain from the proposal.

Government Procurement. The Trump Administration has promoted “Buy American, Hire American” policies and seeks greater restrictions on the ability of Canadian and Mexican firms to access the U.S. procurement market. The U.S. proposal reportedly would cap procurement access to the U.S. market at the dollar value of procurement access available in Canada and Mexico.⁷⁹ Given that the size of the procurement markets in Canada and Mexico are substantially smaller than that of the United States, this proposal, in effect, would reduce the amount of procurement available to be bid on by Canadian and Mexican firms. The United States is also seeking to exclude state and local government procurement from NAFTA, as it did in the TPP. Meanwhile, Canada has been dissatisfied with the application of Buy American policies, especially their exclusion from so-called “pass-through” government procurements—state-tendered contracts using federal funds. It seeks greater procurement opportunities, claiming that the integrated cross-border supply chain that NAFTA has created would be negatively affected by additional buy local policies.⁸⁰

Chapter 19 Dispute Settlement. The United States is seeking to disband the binational dispute settlement mechanism that provides disciplines for settling disputes arising from a NAFTA party’s statutory amendment of its antidumping (AD) or countervailing duty (CVD) laws, or as a result of a NAFTA party’s AD or CVD final determination on the goods of an exporting NAFTA party. Chapter 19 provides for binational panel review of final determinations in AD/CVD investigations conducted by NAFTA parties *in lieu* of judicial review in domestic courts. Placed in NAFTA at Canada’s insistence, Canada reportedly considers removing this provision a red-line.⁸¹

Dairy. Canada administers a restrictive supply management system for dairy, poultry, and eggs, a program that was specifically excluded from NAFTA (see box below). The Trump Administration seeks to have Canada dismantle the system, while Canada has pledged to uphold the system. Previous agreements Canada has entered into, such as the TPP, have allowed for greater market access without dismantling the system. For its part, Canada maintains that any discussion on supply management should include U.S. dairy subsidies as well. U.S. dairy producers are also concerned about restrictions on its exports of ultra-filtered milk. This high protein product, not developed at the time of NAFTA, and with no tariff line attached to it, has been one of the only dairy products freely exported into Canada. However, a new Canadian ingredient pricing strategy has imperiled that access by incentivizing Canadian dairy product processors to use domestic ingredients over imported.⁸²

⁷⁸ “Mexico Is Said to Offer NAFTA Cars Compromise on Content, Wages, International Trade Reporter,” *Bloomberg BNA International Trade Reporter*, May 17, 2018.

⁷⁹ “NAFTA Procurement: Capping Access,” *Perspectives on Trade*, October 4, 2017.

⁸⁰ See, for example, letter from Ambassador David MacNaughton to Senators Baldwin, Merkley, Murphy, and Tester, March 16, 2017.

⁸¹ Patrick Leblond, “Why Nafta’s Chapter 19 is Worth Fighting For,” *Maclean’s*, July 26, 2017.

⁸² For more information, see CRS Insight IN10692, *New Canadian Dairy Pricing Regime Proves Disruptive for U.S. Milk Producers*, by Mark A. McMinimy and Joel L. Greene.

Supply Management for Dairy, Poultry, and Eggs

Canada uses supply management to support its dairy, poultry, and egg sectors. Its main features (1) provide price support to producers based on their production costs and return on equity and management, (2) limit production to meet domestic demand at the cost-determined price, and (3) restrict imports to protect against foreign competition. The Canadian government has supported producers' decisions to use this approach for more than 40 years, and succeeded in limiting imports of these products in negotiating the U.S.-Canada Free Trade Agreement, NAFTA, its multilateral commitments in the Uruguay Round's Agreement on Agriculture, and for the most part in its bilateral free trade agreements.

National bodies and provincial commodity marketing boards, granted statutory powers by the federal and provincial governments, control the supply management systems for these commodities. At the national level, the amount of each commodity that producers can market is controlled by a quota system. Imports of each commodity are limited by tariff rate quotas. These allow a specified amount to enter annually under Canada's trade commitments at little or zero duty, but apply a very high tariff (over 200% in many cases) on imports above the specified level or quota amount. Both tools work together to control the supply of each commodity, but the objective is to ensure that producers receive a price that guarantees them a return that covers their production costs. The quota is set to balance supply with demand at that price, and is frequently adjusted to ensure that this balance is achieved. Producers of these commodities must participate in their respective supply management systems, with farm-level production subject to individual quota limits that can only be sold into permitted marketing channels.

Producers of these commodities point out the benefits of the supply management approach, which they say has significantly reduced price volatility. The stability of prices over time, combined with the guarantee that covers production costs, has served to provide income support. Others point out that these features have resulted in the lack of market orientation for these commodities, as the value of supply management has become capitalized, or incorporated, into the value of the quota. In other words, those who hold quota (i.e., renting it out) benefit more than the producers themselves. Conversely, consumers end up paying more for these products, and some Canadians near the border cross over to the United States for their milk and egg runs.

Investment. The Trump Administration reportedly favors scrapping the controversial investor-state dispute settlement (ISDS) mechanism in the investment chapter of the agreement. NAFTA was the first U.S. FTA to include an investment chapter, modeled after U.S. bilateral investment treaties. ISDS is a form of binding arbitration that allows private investors to pursue claims against sovereign nations for alleged violations of the investment provisions in trade agreements. The United States reportedly has proposed to make ISDS an opt-in, opt-out system, with each party determining whether to accept cases from the other. The United States reportedly also has proposed to limit eligibility to claims involving direct expropriation. Complainants could no longer seek arbitration for indirect expropriation—enactment of laws or regulations that compromise the value of the investment.

Given the reported U.S. desire to opt-out of ISDS, Canadian negotiators reportedly have proposed to eliminate ISDS provisions altogether or to maintain them only with Mexico if the United States opts out.⁸³ The U.S. business community strongly opposes U.S. proposals to scale back or eliminate the ISDS provisions, while U.S. labor and civil society groups have welcomed the Administration's more skeptical approach to ISDS. USTR Lighthizer reportedly maintains that ISDS incentivizes outsourcing.⁸⁴ The 2015 TPA called for "providing meaningful procedures for resolving investment disputes," which may affect congressional consideration of an agreement.⁸⁵ In a March 20, 2018, letter to USTR Lighthizer, over 100 Members of Congress "insist that ISDS provisions at least as strong as those contained in the existing NAFTA must be included in a

⁸³ Jenny Leonard, "Sources: Canada to Propose Eliminating ISDS in NAFTA; USTR to Agree," *Inside U.S. Trade's World Trade Online*, February 22, 2018; "Canada, Mexico Reject Proposal to Rework NAFTA Corporate Arbitration System," *Wall Street Journal*, January 28, 2018.

⁸⁴ *Ibid.*

⁸⁵ P.L. 114-26, Sec 102(b)(4)(F).

modernized agreement to win Congressional support.”⁸⁶ Other Members of Congress who oppose ISDS presumably would welcome the move.

Softwood Lumber

Trade in softwood lumber traditionally has been one of the most controversial topics in the U.S.-Canada trading relationship, which is now in its 5th iteration of litigation. The dispute revolves around different pricing policies and forest management structures in Canada and the United States. In Canada, most forests are owned by the Canadian provinces as Crown lands, whereas in the United States, most forests are privately held. The provinces allocate timber to producers under long-term tenure agreements, and charge a “stumpage fee,” which U.S. producers maintain is not determined by market forces, but rather acts as a subsidy to promote the Canadian industry, sectoral employment, or regional development. Canada denies that its timber management practices constitute a subsidy, and maintains that it has a comparative advantage in timber and a more efficient industry.

Until October 2015, trade in softwood lumber was governed by a seven-year agreement (SLA)—reached in 2006 and since extended for two years to 2015—restricting Canadian exports to the United States. As part of a complicated formula, the United States allowed unlimited imports of Canadian timber when market prices remained above a specified level; when prices fell below that level, Canada imposed export taxes and/or quotas. In addition, the United States returned to Canada a large majority of the duties it had collected from previous trade remedy cases.

The current dispute (Lumber V) started when the 2006 Softwood Lumber Agreement (SLA) expired. After a year-long grace period, a coalition of U.S. lumber producers filed trade remedy petitions on November 25, 2016, which claimed that Canadian firms dump lumber in the U.S. market and that Canadian provincial forestry policies subsidize Canadian lumber production. These petitions subsequently were accepted by the two agencies that administer the trade remedy process: the International Trade Commission (ITC) and the International Trade Administration (ITA).

On December 7, 2017, the ITC determined that imports of softwood lumber, previously determined to be dumped and subsidized by ITA, caused material injury to U.S. producers. This means that ITA’s final duties in the antidumping (AD) and countervailing duty (CVD) proceedings, announced on November 2, 2017, can be imposed on affected Canadian lumber. ITA found subsidization of the Canadian industry and determined a subsidy margin of 3.34%-18.19% on Canadian lumber, depending on the firm. ITA found dumping margins of 3.20% to 8.89%, also firm dependent. The AD and CVD duties were imposed on January 3, 2018. Canada is challenging these trade remedy decisions at World Trade Organization and NAFTA Chapter 19 tribunals.

Steel and Aluminum Tariffs

On March 8, 2018, President Trump signed proclamations imposing tariffs on steel (25%) and aluminum (10%) under Section 232 of the Trade Expansion Act of 1962, as amended, after the Commerce Department determined that current imports threaten national security. Canada and Mexico initially were excluded from the tariffs as an “incentive” to a favorable conclusion to the NAFTA negotiations, with the President indicating that the tariffs “will only come off if [a] new

⁸⁶ Letter from Members of Congress to Ambassador Robert E. Lighthizer, United States Trade Representative, March 20, 2018.

and fair NAFTA agreement is signed.”⁸⁷ The tariffs were scheduled to come into effect on May 1, but were delayed until June 1 to give negotiators more time. Both Canada and Mexico have rejected the linkage, and Canada maintains that, as a part of the U.S. defense industrial base and a NATO treaty ally, it should be excluded on national security grounds.⁸⁸ Canada is the largest source of U.S. raw iron and steel imports at 19%; however, when combined with articles of manufactured steel products (sheet, pipe, etc.), the Canadian share of all steel imports falls to 14%, behind China at 18.8%. Total U.S. imports of steel and steel products amounted to \$9.1 billion in 2017. Canada is also the largest source for U.S. imports of aluminum. Totaling \$7.4 billion, Canadian imports represent 44% of U.S. aluminum imports.

“These tariffs are an affront to the longstanding security partnership between Canada and the United States, and, in particular, to the thousands of Canadians who have fought and died alongside American comrades in arms.”

—Prime Minister Justin Trudeau, May 31, 2018

On May 31, 2018, Canada announced retaliatory tariffs of \$12.8 billion to begin on July 1, 2018. U.S. steel and steel products are to face a tariff of 25%; U.S. aluminum and a host of other U.S. consumer products are to face 10% tariffs.⁸⁹ The Canadian tariffs have been targeted to extract maximum political cost. Canada disputes the national security basis of the tariffs, noting Canada’s long-standing military ties with the United States and its role as secure supplier for the U.S. defense industrial base (see text box). Canada has also sought consultation with the United States at the WTO—the first step in filing a dispute settlement case—and sought recourse under NAFTA Chapter 20 dispute settlement.⁹⁰

If these tariffs continue, it could lead to greater production and higher employment in those industries the United States. However, because it likely would lead to higher prices for those products, it may lead to decreased sales and employment in downstream industries that use those products, such as vehicles, aircraft, or durable goods. In the longer term, it could result in additional downstream production in other countries, including Canada for vehicles, as vehicles produced with steel and aluminum in those countries would not be subject to the tariffs, at least as long as NAFTA remains in effect.

Commercial Aircraft

On April 27, 2017, Boeing filed AD/CVD actions against Bombardier Aircraft of Canada. In its petition, it charges that Bombardier received extensive launch aid from the Canadian government, a \$2.5 billion bailout by the Quebec government in 2015, and that its planes are sold in the United States at below market prices, unfairly competing with a new class of Boeing 737-700 mid-range aircraft. While Commerce determined an antidumping rate of 79.82% and a countervailable subsidy rate of 212.39%, the ITC found the planes do not injure U.S. industry and the proceedings were terminated on January 26, 2018. Before the ITC finding was released, Bombardier partnered with Airbus primarily to make the planes at the latter’s facility in Alabama

⁸⁷ “Canada, Mexico Reject Linkage of Steel, Aluminum Tariffs to NAFTA talks,” *Inside U.S. Trade*, March 16, 2018.

⁸⁸ *Ibid.*

⁸⁹ Department of Finance Canada, “Notice of Intent to Impose Countermeasures Action against the United States in Response to Tariffs on Canadian Steel and Aluminum Products,” press release, May 31, 2018.

⁹⁰ Global Affairs Canada, “Canada Files World Trade Organization and North American Free Trade Agreement Litigation in Response to Illegal U.S. Tariffs,” press release, June 1, 2018.

to avoid the tariffs, and the Canadian government cancelled its planned procurement of Boeing CF-18 Super Hornet fighter jets.

Intellectual Property Rights (IPR)

In 2018, the U.S. Trade Representative downgraded Canada on its Special 301 report on intellectual property rights (IPR) protections to a “priority watch list” country for inadequate IPR protection and enforcement. Canada had been on the “watch list” since 2013. That year Canada enacted its Copyright Modernization Act, which implemented the World Intellectual Property Organization’s Copyright treaty and Performance and Phonograms treaties.⁹¹ The act is analogous to the U.S. Digital Millennium Copyright Act (DMCA, P.L. 105-304). The act allows for some format shifting (right to copy/back-up for private purposes) and fair-dealing (fair-use) exceptions for legitimate purposes (e.g., news, teaching, and research), but prohibits the circumvention of digital protection measures. It also clarified the rights and responsibilities of internet service providers for infringement of their subscribers, and provides for a “notice-and-notice system” to warn potential infringers.

Canada has also taken steps to address counterfeit products through enacting the Combating Counterfeit Products Act and implementing it in January 2015. Among other provisions, the act provides Canadian customs officials “*ex officio*” authority to seize pirated and counterfeit goods without a court order. However, it does not provide this authority for goods in transit, about which, the Special 301 report notes, the United States remains “deeply concerned.”

In June 2017, the Supreme Court of Canada (SCC) invalidated the “promise doctrine”, which was a utility requirement used by Canadian courts to assess the validity of a patent. The “promise” of the doctrine referred to the expectation that the patent holder fully demonstrate the usefulness of the patent at the time of the filing date. In the words of the SCC:

The Promise Doctrine risks, as was the case here, for an otherwise useful invention to be deprived of patent protection because not every promised use was sufficiently demonstrated or soundly predicted by the filing date. Such a consequence is antagonistic to the bargain on which patent law is based wherein we ask inventors to give fulsome disclosure in exchange for a limited monopoly.

The doctrine reportedly has led to the invalidation of 25 patents since 2005.⁹² U.S. pharmaceutical companies argued that the use of the doctrine, which can lead to an invalidation of patents on utility grounds years after the patent has been granted, has contributed to an uncertain business environment in Canada. Eli Lilly, a U.S. pharmaceutical company, took Canada to arbitration under NAFTA’s Chapter 11 investor-state dispute settlement (ISDS) mechanism. The case stemmed from the invalidation of patents for two of Eli Lilly’s drugs under the promise doctrine; however, the ISDS panel ruled in favor of Canada, as the drug company was unable to prove that an expropriation occurred.⁹³

As a result of the Comprehensive Economic and Trade Agreement (CETA), Canada’s FTA with the European Union, Canada revamped its regulations on patent term restoration and patent linkage. Canada will provide two years of a patent term restoration if marketing authorization takes longer than five years from the filing of a basic patent. The additional patent protection

⁹¹ The WIPO Copyright treaty updates existing copyright protections for internet and other electronic media.

⁹² Steve Brachman, “Supreme Court of Canada rules on Promise Doctrine in favor of Pharma Patent Owners,” *IP Watchdog*, July 6, 2017.

⁹³ “NAFTA panel avoids question of IP chapter violation in Eli Lilly ruling,” *Inside U.S. Trade*, March 22, 2017.

applies only to the pharmaceutical product covered by the marketing authorization, not by subsequent modifications uses, methods, or processes. In the 2018 Special 301 report, USTR called the changes “disappointingly limited in duration, eligibility, and scope of protection.”⁹⁴

Canada also changed its patent linkage system to comply with CETA. Under the Patent Medicines (Notice of Compliance) [PMNOC] regulations, a generic drug maker could seek marketing approval by challenging the validity of the patent and claiming noninfringement. It allowed a patent owner to apply to federal court to keep a generic company’s potentially infringing medicine off the market. However, the burden of proof was on the patent holder, and if the appeal was unsuccessful, the NOC was issued, rendering moot any further challenge to the authorization. A patent holder could start again by launching a patent infringement lawsuit, with the resultant duplication of effort. As of September 21, 2017, Canada replaced that system with a single-track process resulting in final determinations of patent infringement and validity, providing both sides with equivalent rights of appeal.⁹⁵

Despite these changes, the 2018 Special 301 report returned Canada to “priority watch list” status due to what USTR contends is “a failure to resolve longstanding deficiencies in protection and enforcement of IP.” According to USTR, the policies of concern include

- weak enforcement of copyright and piracy infringement, noting that no known copyright prosecutions occurred in Canada in 2017;
- discretion of the Health Minister in disclosing confidential business information;
- an education-related exception to copyright that USTR views as ambiguous and claims has damaged the market for educational publishers and authors;
- failure to provide full and fair national treatment with respect to copyrights; and
- lack of due process in and transparency in its geographical indications protections. This has been an issue with regard to the additional commitments made by Canada in its FTA with the European Union, which USTR claims negatively affect market access for U.S. agricultural producers.⁹⁶

These issues present challenges for bilateral trade relations, given the highly integrated nature of supply chains and other factors. Securing strong IP provisions is a priority for the United States in the ongoing NAFTA renegotiation and modernization effort.

FATCA and Canada

The Foreign Account Tax Compliance Act (FATCA) (P.L. 111-147) was enacted in 2010 with the aim of curtailing tax evasion and money laundering, and it was implemented in 2014. However, for U.S. citizens or dual-national citizens living in Canada—some considered to be “accidental Americans” because they were born in the United States or have American parentage—the law is having unintended consequences. In addition, some Members of Congress are seeking its repeal.⁹⁷ Among its provisions, FATCA institutes a 30% withholding tax to foreign financial institutions unless some reporting requirements are met. Foreign financial institutions are to provide specific details on U.S. beneficial owners. In addition, individuals required to file a Foreign Bank and Financial Account Report (FBAR) are required to report the information on tax returns if the value of the account is \$50,000 or more. The penalty for nondisclosure of such information was raised from 20% to 40% for each transaction. In response to this law, Canada, among other nations, signed an inter-governmental agreement (IGA) to require banks to give information about U.S.-

⁹⁴ U.S. Trade Representative, *2018 Special 301 Report*, April 2018, p. 60.

⁹⁵ “Publication of Final Regulations on Patent Linkage and Term Restoration,” Smart and Biggar, September 8, 2017.

⁹⁶ U.S. Trade Representative, *2018 Special 301 Report*, April 2018.

⁹⁷ “Deal that Sends Canadian Bank Records to IRS is ‘Illegal,’ Lawyer Tells U.S. Committee,” *CBC News*, April 27, 2015

related accounts to the Canadian Revenue Agency (CRA), which would vet the information, and would then provide that information to U.S. authorities. Under the Common Reporting Standard, developed by the Organization of Economic Cooperation and Development (OECD), Canada itself is beginning to share bank information among 50 countries that have signed on to it as of May 2018. Canada has streamlined both requirements into a single-track Enhanced Financial Account Information Reporting system.⁹⁸

FATCA affects what the IRS considers “U.S. persons,” which includes U.S. citizens living abroad or dual-nationals. FATCA and the IGA implementing Canadian compliance with the information sharing requirements are controversial in Canada. Some Canadians have voiced privacy concerns. It was reported that 31,574 records were transferred directly to the U.S. government without going through CRA vetting and that nearly 470,000 records were transferred in its first two years.⁹⁹ Canadian privacy advocates are concerned about whether the data can be transferred safely. Others would like the CRA to inform people whose bank information is being transferred.¹⁰⁰

A related issue concerns what is commonly known as the 2017 U.S. Tax Cuts and Jobs Act (P.L. 115-97). Section 965 requires untaxed foreign earnings and profits from foreign subsidiaries of U.S. shareholders (controlled foreign corporations) be subject to a one-time 8% transition tax on earnings reinvested in illiquid assets (such as plants and equipment) and a 15.5% transition tax on cash and cash equivalents as if those earnings and profits had been repatriated to the United States on a retroactive basis back to 1986.¹⁰¹ The tax consequences of this can be severe for U.S. or dual-citizenship residents who own Canadian corporations or have incorporated themselves, yet for the purposes of the act are treated the same as a large corporation keeping assets in offshore subsidiaries. According to some reports, the cumulative effect of these measures resulting from citizenship-based taxation is that many dual-citizen or ‘accidental Americans’ are seeking to revoke their U.S. citizenship.¹⁰²

Wine Exports

On May 25, 2018, the United States requested the establishment of a dispute settlement panel over restrictions on U.S. wine exports, specifically in British Columbia. The province has adopted regulations to restrict grocery store sales to BC wine, and allow imported wine to be sold in grocery stores only in a “store with a store” setting. The United States maintains this is a violation of GATT Article III, which provides for national (nondiscriminatory) treatment of foreign and domestic goods. The United States had previously sought consultations over this regulation in 2016 and 2017, which was joined by the European Union; the request for a panel is the next step in the WTO dispute settlement process. Canada may reject the first request to establish a panel, but it must accede to the establishment of a panel at the second request, usually at the next monthly meeting of the WTO Dispute Settlement Body. Although the province promulgated the regulations, Canada must defend the province in WTO dispute settlement.¹⁰³

⁹⁸ Canadian Bankers Association, “Enhanced Financial Account Information Reporting to CRA,” December 21, 2017.

⁹⁹ “Some Canadian bank records are being sent directly to IRS,” *CBC News*, April 25, 2017.

¹⁰⁰ “‘Come to CRA before We Go to You’: International Deal Designed to Expose Offshore Tax Cheats,” *CBC News*, July 18, 2017.

¹⁰¹ For more information on the tax cuts included in P.L. 115-97, please see CRS Report R45186, *Issues in International Corporate Taxation: The 2017 Revision (P.L. 115-97)*, by Jane G. Gravelle and Donald J. Marples.

¹⁰² “Trump Tax Reform Resulting in Massive Bills for Thousands of Canadian Residents,” *CBC News*, April 30, 2018.

¹⁰³ U.S. Trade Representative, “United States Takes Action against Canadian Trade Measures that Discriminate against U.S. Wine,” press release, May 25, 2018; “U.S. Requests WTO Panel over Canadian Imported Wine Policies,” *Inside U.S. Trade*, May 25, 2018.

Energy

Canada is the United States' largest supplier of imported energy—including oil, uranium, natural gas, and electricity. In 2016, Canada was the world's fourth-largest petroleum producer; its reserves are believed to be the third-largest in the world after those of Venezuela and Saudi Arabia.¹⁰⁴ In 2017, the value of U.S. petroleum and natural gas imports from Canada was \$53 billion, declining from a peak of \$115.7 billion in 2014. This figure largely represents the falling value of crude oil and natural gas, in part due to growing production in the United States from shale. While the value of crude oil imports has dropped, the volume of trade has continued to increase (see **Table 2**). In 2017, Canada provided 51.2% of U.S. crude oil imports (up from 22% in 2009)—about 1.2 million barrels/day—and supplied 57.9% of U.S. natural gas imports (up from 51.2% in 2009).¹⁰⁵ Canada is the largest supplier to the United States of processed uranium. Canada also is a net exporter of electricity to the United States through a heavily connected North American electricity grid. Canada is particularly valued because it is considered a reliable source of energy, as it is not a member of OPEC. One consequence of the bilateral oil and gas relationship is a lesser dependence on the rest of the world.

Table 2. U.S. Crude Oil Imports from Canada: 2012-2017

| | 2012 | 2013 | 2014 | 2015 | 2016 | 2017 |
|------------------------------|-------|-------|-------|---------|---------|---------|
| Value (bn\$) | 69.8 | 74.4 | 79.2 | 45.2 | 35.2 | 48.7 |
| Volume (million barrels) | 821.1 | 893.5 | 976.8 | 1,059.3 | 1,066.0 | 1,176.4 |
| % of total imports (barrels) | 35.7 | 43.3 | 51.7 | 53.6 | 50.7 | 51.2 |

Source: U.S. international Trade Commission Dataweb, Imports for Consumption.

Keystone XL Pipeline

After being denied a Presidential Permit by the Obama Administration in 2015, the Keystone XL Pipeline has been revived by the Trump Administration. If completed, Keystone XL would be the main new pipeline to bring Canadian oil (primarily bitumen) to the United States. On March 23, 2017, the State Department issued a Presidential Permit for the border-crossing facilities of the pipeline, and the Nebraska Public Service Commission approved an alternative mainline route through Nebraska on November 20, 2017. Canada supports construction of the pipeline, but has raised concerns about proposals to restrict procurement for the building of the pipeline to U.S. firms. The pipeline has drawn opposition from environmental, agricultural, and landowner interests. While there continues to be ongoing litigation regarding the pipeline, Trans-Canada has begun preconstruction work—such as surveying—on the route, but has yet to commit to build the pipeline itself.

Trans-Mountain Pipeline

The fate of the Trans-Mountain expansion pipeline is still unclear. In November 2016, Prime Minister Trudeau announced the approval of the Trans-Mountain pipeline expansion project through British Columbia to Vancouver, through which oil may eventually flow to China and

¹⁰⁴ Energy Information Administration, <https://www.eia.gov/beta/international/index.cfm?view=production>.

¹⁰⁵ Trade statistics from Global Trade Atlas.

Asia. The project has been beset with delays and controversy from its inception. It has pitted the owners of the pipeline—Kinder Morgan, a Houston-based energy infrastructure firm—and oil sands producers seeking additional ways to export bitumen against environmentalists, climate activists, and many, but not all, First Nation tribes. It has also produced acrimony between the provincial governments of Alberta, which wants the project to proceed, and British Columbia, which does not. British Columbia has sought a court reference to its Supreme Court of Appeal for a clarification of its legal ability to restrict transportation of oil sands through the province. The Alberta government, in turn, has voted to enact legislation to permit the government to create a licensing system to regulate the export of natural resources through pipeline, truck, or rail. Through this legislation, which has yet to receive Royal Assent, Alberta conceivably could cut off its fuel exports to BC. Meanwhile, the federal government intends to enact legislation to reassert its authority over interprovincial pipelines.¹⁰⁶

On May 29, 2018, Finance Minister Bill Morneau announced that the federal government would buy the existing pipeline and the expansion project for C\$4.5 billion (about \$3.5 billion) to complete the project as a Crown corporation. This came after Kinder-Morgan set a deadline of May 31, 2018, to reach agreement with the BC government. If completed, the government intends to sell the pipeline.¹⁰⁷ However, some observers are concerned that the difficulties getting Trans-Mountain approved may have adverse effects on foreign investment in the energy sector.

Environmental and Transboundary Issues

Climate Change

Canada and the United States have experienced similar political debates over whether and how to address greenhouse gas-induced climate change. Both populations emit among the highest levels of greenhouse gases (GHG) per person worldwide due to a number of factors, including high income and consumption levels, dependence on personal vehicles, long travel distances, and cold winters. Further, national infrastructures were constructed in the context of inexpensive and generally abundant fossil fuels, which are responsible for the majority of GHG emissions. Both countries have regions strongly dependent on producing and processing fossil fuels. Other regions depend on importing energy from other provinces or countries, or use hydropower for electricity generation. Regulation of energy is primarily a provincial or state authority in both Canada and the United States. Environmental protection authorities are shared by the federal and sub-federal levels in both countries. Canada has typically sought policies compatible with those of the United States with the understanding that there could be significant benefits in harmonizing aspects of GHG and other pollution control strategies in order to facilitate trade and make compliance easier for transnational businesses.

Both nations also perceive certain vulnerabilities to climate change, including increasing forest losses and fires, effects on public health of heat episodes and expanding disease vectors, increasing costs of cooling, and risks to coastal communities due to more intense storms and sea level rise. Shrinking sea ice extent in the Arctic brings opportunities and concerns for both countries due to the effects on indigenous populations, increased commercial activity, shipping, tourism, and risks of associated accidents, as well as dramatically changing ecosystems.

¹⁰⁶ “Trans-Mountain, Trudeau and the B.C.-Alberta Feud: A Guide to the Political Saga so Far,” *Globe and Mail*, April 18, 2018.

¹⁰⁷ *Ibid.*

Paris Agreement Commitments

The Paris Agreement (PA) is a subsidiary agreement to the 1992 United Nations Framework Convention on Climate Change (UNFCCC), to which both the United States and Canada are parties. The Paris Agreement entered into force on November 4, 2016 and was signed by both the United States (August 29, 2016) and Canada (April 22, 2016). The PA requires that nations submit pledges to abate their GHG emissions, set goals to adapt to climate change, and cooperate toward these ends, including mobilization of financial and other support. The negotiators intended the PA to be legally binding on its Parties, though not all provisions in it are mandatory. Some are recommendations or collective commitments to which it would be difficult to hold an individual Party accountable.

On June 1, 2017, President Trump, citing a campaign promise, announced his intention to withdraw from the PA. Three months later, in August 2017, the U.S. State Department submitted an official notice to the United Nations declaring its intent to withdraw from the accord.¹⁰⁸ Under the PA, the United States may formally submit its intent to withdraw in November 2019, and the withdrawal would take effect one year after that notice. Prime Minister Trudeau called President Trump's decision "disheartening," stating that "Canada stands united with all the other parties," and pledged that "Canada will continue to work with the United States at the state level, and with other U.S. stakeholders, to address climate change and promote clean growth."¹⁰⁹

Pan-Canadian Framework (PCF)

In December 2016, Canada adopted the "Pan-Canadian Framework on Clean Growth and Climate Change" (PCF), a comprehensive strategy that addresses climate change and long-term economic growth.¹¹⁰ The PCF provides guidance on issues such as carbon pricing, climate resilience, and green technology innovation. A core element of the framework is for each province to price carbon emissions by 2018, either through a fee on carbon dioxide-equivalent (CO₂e)¹¹¹ emissions, an emissions cap-and-trade system, or a hybrid approach of the two. Under the PCF, the minimum carbon price of pollution is to start at a minimum of C\$10 (about \$7.7) per ton this year (2018), and rise to C\$50 (about \$38) per ton in 2022.¹¹² If a province does not place a price on carbon, the federal government will impose a backstop carbon price and return any revenue to the province. The government deems that this policy will "reduce GHG emissions at lowest cost to business and consumers and support innovation and clean growth" while allowing jurisdictions flexibility to design their own approaches. In tandem with the release and adoption of the PCF, the Government of Canada submitted an updated Nationally Determined Contribution (NDC) to the Paris Agreement.¹¹³

¹⁰⁸ U.S. Department of State, "Communication Regarding Intent to Withdraw from Paris Agreement," August 4, 2017.

¹⁰⁹ Justin Trudeau, Prime Minister of Canada, "Statement by the Prime Minister of Canada in Response to the United States' Decision to Withdraw from the Paris Agreement," June 1, 2017.

¹¹⁰ Government of Canada, "The Pan-Canadian Framework on Clean Growth and Climate Change," October 24, 2017.

¹¹¹ CO₂e is a metric that allows all GHG emissions to be stated, and summed, in their equivalence to the effect on global temperature increase, typically over a 100-year period, of a metric ton of carbon dioxide emissions. For example, while a ton of CO₂ would equal one, a ton of methane would be indexed to CO₂e by multiplying it with a value of 28.

¹¹² Justin Trudeau, Prime Minister of Canada, "Prime Minister Trudeau Delivers a Speech on Pricing Carbon Pollution," October 3, 2016.

¹¹³ Government of Canada, "Canada's 2017 Nationally Determined Contribution Submission to the United Nations Framework Convention on Climate Change," May 11, 2017.

According to its NDC, Canada intends to reduce GHG emissions by 30% below 2005 levels by 2030. Canada's commitment is economy-wide in scope, covering 100% of Canada's GHG inventory. This includes carbon dioxide (CO₂), methane (CH₄), nitrous oxide (N₂O), sulfur hexafluoride (SF₆), perfluorocarbons (PFCs), hydrofluorocarbons (HFCs), and nitrogen trifluoride (NF₃) emissions from all sectors covered by the internationally accepted guidelines of the Intergovernmental Panel on Climate Change (IPCC).

Canada has taken several steps to achieve these GHG emission reductions. Since 2006, the Canadian government has established more stringent emissions standards for heavy duty vehicles, passenger automobiles, and light trucks, and instituted renewable fuels regulations that require gasoline to contain an average of 5% renewable fuel content. It also has implemented electricity sector regulations that ban the construction of traditional coal-fired generating units and will phase out existing coal-fired units that are unable to capture and store carbon.¹¹⁴

The government announced a September 1, 2018, deadline for each province to outline its implementation strategy. All provinces and territories except Saskatchewan have agreed to implement a plan, although some have not announced details. Saskatchewan has challenged the law, asking the Saskatchewan Court of Appeal whether federal legislation, the Greenhouse Gas Pollution Pricing Act (Bill C-74), is "unconstitutional in whole or in part."¹¹⁵

U.S.-Canada GHG Emissions Cooperation

In 2017, the states and provinces of the Conference of New England Governors and Eastern Canadian Premiers (NEG/ECP) adopted a Regional Climate Action Plan,¹¹⁶ an update of the initial Climate Change Action Plan of 2001, the world's first, international, multi-government effort to tackle climate change, which was largely achieved by 2010. The new plan aims to decrease GHG emissions by 35%-45% below 1990 levels by 2030. The new target is meant to orient the provinces and states in their long-term goal, to reach 75%-85% of 2001 emission levels by 2050.¹¹⁷

The Western Climate Initiative is the administrator for a linked greenhouse gas emissions trading program among the State of California and the Provinces of Ontario and Quebec. Nova Scotia joined the Initiative on May 14, 2018, although it remains a separate cap-and-trade program from the other 3 jurisdictions.¹¹⁸

¹¹⁴ Government of Canada, *Canada's INDC Submission to the UNFCCC*, May 15, 2015.

¹¹⁵ Government of Saskatchewan, "Province Challenging Federal Government's Ability to Impose a Carbon Tax," press release, April 25, 2018; "Saskatchewan Launches Constitutional Challenge of Federal Carbon Tax," *National Post*, April 25, 2018.

¹¹⁶ Conference of the New England Governors and Eastern Canadian Premiers, *2017 Update of the Regional Climate Change Action Plan: Building on Solid Foundations*, August 28, 2017, at <http://www.coneg.org/Data/Sites/1/media/documents/reports/2017-rccap-final.pdf>.

¹¹⁷ "Climate Change Essentials: Navigating Carbon Pricing Mechanisms and Guide to Canadian Federal and Provincial Regulatory Frameworks," McCarthy Tetrault LLP, January 2018.

¹¹⁸ A comparative summary of the programs is available from a Canadian law firm, Stikeman Elliott, at <http://www.canadianenergylaw.com/2016/03/articles/emissions-trading/examining-california-quebec-and-ontarios-capandtrade-systems/>; for a description of all provincial climate change strategies, see McCarthy Tetrault LLC, *Climate Change Essentials: Navigating Carbon Pricing Mechanisms and Guide to Canadian Federal and Provincial Regulatory Frameworks*, January 2018.

Columbia River Treaty¹¹⁹

The Columbia River Treaty (CRT, or Treaty) is an international agreement between the United States and Canada for the cooperative development and operation of the water resources of the Columbia River Basin to provide for flood control and power. The Treaty was the result of more than 20 years of negotiations between the two countries and was ratified in 1961. Implementation began in 1964.

The Treaty provided for the construction and operation of three dams in Canada and one dam in the United States whose reservoir extends into Canada. Together, these dams more than doubled the amount of reservoir storage available in the basin and provided significant flood protection benefits. In exchange for these benefits, the United States agreed to provide Canada with lump-sum cash payments and a portion of downstream hydropower benefits that are attributable to Canadian operations under the CRT, known as the “Canadian Entitlement.” Some have estimated the Canadian Entitlement to be worth as much as \$335 million annually.

The CRT has no specific end date, and most of its provisions would continue indefinitely without action by the United States or Canada. Beginning in September 2024, either nation can terminate most provisions of the Treaty with at least 10 years’ written notice (i.e., starting as early as 2014). To date, neither country has given notice of termination, but both countries have indicated a preliminary interest in modification of the treaty. If the CRT is not terminated or modified, most of its provisions would continue, with the exception of its flood control provisions (which are scheduled to transition automatically to “called-upon” operations at that time, meaning the United States would request and compensate Canada for flood control operations as necessary).

Perspectives on the CRT and its review vary. Some believe the Treaty should include stronger provisions related to tribal resources and flows for fisheries that are not in the Treaty; others disagree and focus on the perceived need to adjust the Canadian Entitlement to reflect actual hydropower benefits. The U.S. Army Corps of Engineers and the Bonneville Power Administration, in their joint role as the U.S. Entity overseeing the Treaty, undertook a review of the CRT from 2009 to 2013. Based on studies and stakeholder input, they provided a Regional Recommendation to the State Department in December 2013. They recommended continuing the Treaty with certain modifications, including rebalancing the CRT’s hydropower provisions, further delineating called-upon flood control operations after 2024, and incorporating into the Treaty flows to benefit Columbia River fisheries. For its part, the Canadian Entity (the Province of British Columbia) released in March 2013 a recommendation to continue the CRT with modifications “within the Treaty framework.” It disputed several assumptions in the U.S. Entity’s review process.

Following a two-year federal interagency review of the U.S. Regional Recommendation, the State Department finalized its negotiating parameters and authorized talks with Canada in October 2016. The first round of negotiations took place May 29-30, 2018, with the next round of talks scheduled for August 2018.¹²⁰

¹¹⁹ Written by Charles V. Stern, Specialist in Natural Resource Policy, Resources, Science, and Industry Division. For more information, please see CRS Report R43287, *Columbia River Treaty Review*, by Charles V. Stern.

¹²⁰ “First Columbia River Treaty Talks ‘Very Productive,’” *Capital Press*, June 4, 2008.

Great Lakes

The Great Lakes contain 85% of North America’s fresh water.¹²¹ They serve as the primary source of drinking water for more than 40 million people, and support a wide range of economic activities, including farming, fishing, manufacturing, and tourism. Decades of heavy manufacturing and other human activity have altered the lakes, however, leading to degraded water quality and diminished habitat for native species.¹²²

Federal, state, provincial, local, and tribal governments in the United States and Canada have sought to work together to address those environmental challenges and restore the Great Lakes ecosystem. In 2012, the United States and Canada amended the Great Lakes Water Quality Agreement (GLWQA), a commitment originally signed in 1972 that provides a framework for identifying binational priorities and implementing actions that improve water quality. The revised agreement is intended to help the United States and Canada better anticipate and prevent ecological harm. It includes new provisions to address aquatic invasive species, habitat degradation and the effects of climate change, and continued threats to people’s health and the environment such as harmful algae, toxic chemicals, and discharges from vessels.¹²³

The United States and Canada have both provided funding to advance the goals of the GLWQA. In 2016, for example, Congress authorized appropriations of \$300 million annually from FY2017-FY2021 for the Great Lakes Restoration Initiative under Title IV of the Water Infrastructure Improvements for the Nation Act (P.L. 114-322).¹²⁴ Although the Trump Administration sought to eliminate funding for the initiative in FY2018, Congress appropriated \$300 million to continue restoration efforts in the Consolidated Appropriations Act, 2018 (P.L. 115-141). The Trump Administration has requested \$30 million for Great Lakes restoration in FY2019.¹²⁵ In December 2017, the Canadian government announced it would invest C\$44.8 million (about \$35 million) in its Great Lakes Protection Initiative, with a particular focus on reducing toxic and nuisance algae and strengthening the resilience of Great Lakes coastal wetlands.¹²⁶

The International Joint Commission, a binational organization established by the 1909 Boundary Waters Treaty to investigate and recommend solutions to transboundary water issues, issued the “First Triennial Assessment of Progress on Great Lakes Water Quality” in November 2017. The report found that the United States and Canada had made progress toward meeting many of the GLWQA’s objectives, including accelerated restoration of contaminated areas of concern, the development of binational habitat conservation strategies, the absence of newly introduced aquatic invasive species, such as Asian carp, and comprehensive reporting on groundwater science. It also identified significant challenges, such as the increase in harmful algal blooms in

¹²¹ Matthew A. McKenna, “Great Lakes Restoration Efforts Continue to Help Grow Region’s Economy,” *Great Lakes Connection*, July 10, 2017.

¹²² Ibid.

¹²³ Environmental Protection Agency (EPA), “United States and Canada Sign Amended Great Lakes Water Quality Agreement/Agreement Will Protect the Health of the Largest Freshwater System in the World,” press release, September 7, 2012. The text of the amended agreement is available at https://binational.net/wp-content/uploads/2014/05/1094_Canada-USA-GLWQA_e.pdf.

¹²⁴ For more information on the Great Lakes Restoration Initiative, see CRS In Focus IF10128, *Great Lakes Restoration Initiative (GLRI)*, by Pervaze A. Sheikh.

¹²⁵ EPA, *Justification of Appropriation Estimates for the Committee on Appropriations*, February 2018, p. 145.

¹²⁶ Environment and Climate Change Canada, “The Government of Canada Invests in Great Lakes Protection Initiative,” press release, December 1, 2017.

Lake Erie, the slow pace in addressing chemicals of mutual concern, the spread of previously introduced invasive species, and insufficient investments in infrastructure to prevent the discharge of untreated or insufficiently treated waste into the Great Lakes.¹²⁷

In addition to those ongoing challenges, Congress has expressed concerns about a proposed deep geologic repository for nuclear waste by the Bruce nuclear power facility in Kincardine, Ontario. The proposed site, located about one kilometer inland from Lake Huron, would hold low-to-mid level waste materials currently being stored above ground in warehouses.¹²⁸ The explanatory statement accompanying the Consolidated Appropriations Act, 2018 (P.L. 115-141), directs the Secretary of State to submit a report to the Committees on Appropriations detailing the actions taken to date, and planned for the future, to engage the Government of Canada to jointly refer the proposed repository to the International Joint Commission for research and study. It further directs the Secretary to report on the diplomatic and legal steps the Department of State plans to take to address concerns about the protection of the Great Lakes water basin and to review alternatives for the proposed repository that will not place the health, safety, and economic security of residents of the Great Lakes basin at risk.¹²⁹

Author Contact Information

Ian F. Fergusson
Specialist in International Trade and Finance
ifergusson@crs.loc.gov, 7-4997

Peter J. Meyer
Specialist in Latin American Affairs
pmeyer@crs.loc.gov, 7-5474

Acknowledgments

This report was originally written and coordinated by former longtime Specialist in International Relations, Carl Ek.

¹²⁷ International Joint Commission, *First Triennial Assessment of Progress on Great Lakes Water Quality*, November 28, 2017.

¹²⁸ Kevin Bunch, “Low Probability, High Impact: Radionuclides, Nuclear Waste and the Great Lakes,” *Great Lakes Connection*, August 4, 2017.

¹²⁹ The applicable portion of the explanatory statement is available at <http://tntwxavlp01.loc.gov/crec/2018/03/22/CREC-2018-03-22-bk3.pdf>.