



华秦游乐，让生活更快乐



太子摩托说明书

Prince Moto manual



 广州市华秦游乐设备有限公司
Guangzhou Huaqin Playground Equipment Co.,LTD.

地址：广州市番禺市沙头街汀根村大板工业区1街22号8号厂房2-5楼
Add: Floor 2-5, 8th building No.22 first street Daban industrial zone Shatou
street Panyu district, Guangzhou

电话(Tel) : 020-87365415 全国免费热线 : 400-000-3909

传真(Fax) : 020-23885188

网址 (web) : www.cnhuaqin.com



微信公众号



移动端网站

Please auspicious read this instruction manual before
installation and use, after reading, please keep for later use.
敬请在安装和使用前详阅此说明书，阅后请妥善保管，以备后用

广州市华秦游乐设备有限公司
Guangzhou Huaqin Playground Equipment Co.,LTD.

故障排除/Failure recovery

故障描述/Problems	解决方法/Solutions
1. 机台不通电 Machine no electricity	1. 检查电瓶上面的保险管是否烧断，是，更换保险管。Please check if the fuse on Battery burned out or not,if yes,change the fuse 2. 检查总电源开关导线有无松脱，或开关损坏。Check the cable of power switch is loose or not, or check if the power switch is good or not
2. 显示屏花屏 The LCD screen showed blurred screen	1. 检查显示屏线有无松出。Check if the cable of the LCD screen is loose or not 2. 更换显示屏。Change the lcd screen
3. 充不进电 Battery fails to charge	1. 检查充电接口背面的焊接头有无脱落。有，用电烙铁焊接牢固。Check the backside connector of the charger plug plumbed well or not,if loose,plumbed firmly 2. 检查充电接口至电瓶输出的连接的保险管，有无烧断，有，更换保险管。Check the fuse between the charger plug and battery input burned out or not,if yes,change the fuse
4. 不启动机台 Machine can not start	1. 按遥控的数字与机台指拨开关的拨号是否相同，参见遥控的指拨开关说明进行审核。Check if the NO of remote control is the same as the machine dip switch,please refer to the remote control dip switch instruction to confirm the same as the machine dip switch,please refer to the remote control dip switch instruction to confirm 2. 更换学习模块或重新设置。Change the learning module and reset it
5. 启动机台后加油门 机台不走 Start the machine and speed up but the machine not moving	1. 检查刹车把手有无损坏油门控制线接口有无松出。Check if the brake is damaged or not,or check the speed up control line connector loose or not

公司简介/Company profile

广州市华秦游乐设备有限公司创建于2003年，座落在世界最大的游艺设备、游乐设施生产基地——广州番禺，是一家集研发、生产、制造、销售服务于一体的游乐设备公司，多年来专业生产各类室内、户外游乐设施，历经10载的锐意拼搏，在游乐业迅速崛起已初具规模，产品涵盖室内外大型机动类、摇摆类、旋转马类、电动类、儿童碰碰车、乐吧车-乐逍遥等系列。30多项自主设计专利，在同行业中遥遥领先。这一切无不倾着我们每个华秦人的心血。

公司自创建以来，不断引进国内外一流的设备与工艺技术，通过导入国际先进的管理理念和标准规范的认证体系，通过了ISO2000质量体系认证，CE，UL认证。“专业、专注、持续创新”是公司多年来的核心竞争力，在科技高度发达的今天，公司始终以“健康、安全”发展为第一要素，华秦乐吧车等产品销往全国各地并远销欧美、东南亚等50多个国家和地区。公司通过加大技术创新，产品创新和人才培养的投入力度，致力打造创新型企业的良好形象，争创国际一流品牌和行业共享美好明天。

Huaqin Playground Equipment Co.,Ltd. was founded in 2003, is located in the world's largest amusement, recreation production base -- Guangzhou Panyu, is a collection research and development, production, manufacturing, sales and service in one of the recreation equipment company, for many years specializing in the production of all kinds of indoor and outdoor recreational facilities, after 10 years of hard struggle, forge, the rapid rise in tourism has begun to take shape, the product covers both inside and outside the class room large motor, swing class, horse type, electric type, bumper cars and other six series. More than 30 independent design patents, be way ahead in the same industry. All without leaning we each Hua Qin people's effort.


Since the inception of the company, and constantly introducing domestic and foreign first-class equipment and technology, through the introduction of the international advanced management concepts and standards system certification, through the ISO2000 quality system certification, CE certification, UL. "Professional, dedicated, continuous innovation" is the core competitiveness of the company for many years, in the highly developed science and technology today, the company has always been to "health, safety" development is the first factor, Hua Qin products are sold throughout the country and exported to Europe and the United States, Southeast Asia more than 50 countries and regions. The company through increased technological innovation, product innovation and personnel training efforts, efforts to create a good image of innovative enterprises, striving for the international first-class brand and industry share beautiful tomorrow.

全国免费热线
Free Hotline **400-000-3909**

目录 Content

一.公司简介.....1	Company introduction
二.产品分解.....3	Product details
三.规格参数.....4	Parameters
四.使用说明.....5	Operation instructions
五.遥控说明.....6	Remote control instructions
六.故障排除.....8	Failure recovery

后台设置/Background settings




按住NEXT键5秒不放，然后开启电源总开关，进入后台设置介面。按VOL+、VOL- 键选择项目，按NEXT键确定，按PREV返回(Please press PREV button for 5 seconds and then turn on the power switch to enter into the background setting interface, Press VOL+, VOL- to select the project, press NEXT for confirmation, press PREV to back)

- 1.币值(Coin value): 可调1-99币玩一次。此功能为安装投币功能使用。
(You can adjust 1-99 coins to play one time, But this function need install coin acceptor)
- 2.时间(Time): 可调1-99分钟玩一次(1-99 mins can be adjustable for one time)
- 3.查账(Check account): 账目查询(Checking account)
- 4.打码(Captcha human bypass): 合作机台打码专用项(Cooperation machine has this special function)
- 5.演示(Demonstration): 未开通(Not open yet)
- 6.配卡(Matching card): 未开通(Not open yet)

⚠️ 为防止意外发生 In order to avoid accidents happening.

- 使用时必须坐稳并抓紧方向盘。
Must grasp the steering wheel and sit well when using
- 禁止撞向人体。
Not allowed to hit human.
- 只能在平整地面上行驶。
Can only run on the flat ground.
- 使用时远离陡坡、水源、沟槽。
Stay away from steep slope, water and ditch.
- 驾驶车辆时，必须由成人或家长看护和指导，且看护人不得离开，并确保您的孩子一直在您的视野范围之内。
When driving, children must be accompanied by adults or parents, please make sure your children always staying in your vision.
- 禁止在非安全地带驾驶本车辆，如道路、车辆附近，台阶上等。
Not allowed to drive in non-safety zone such as road, near the cars, steaps and so on

遥控说明/Remote control instructions



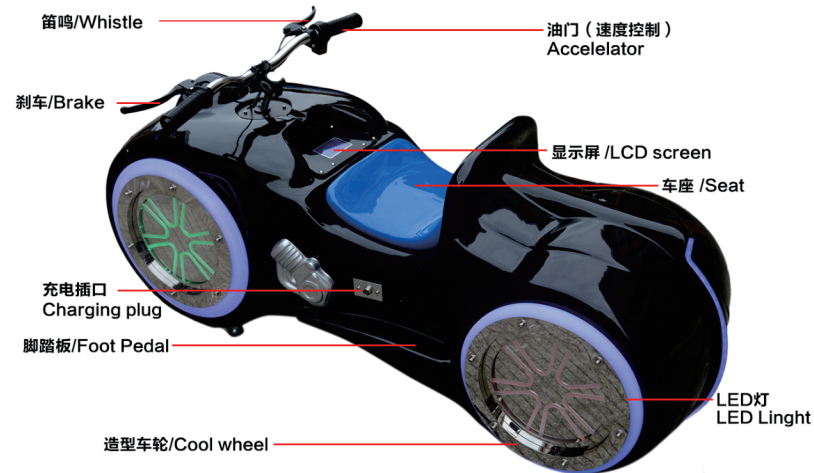
遥控按1代表控制1号机台，遥控按2表示控制2号机台，如此类推。

如下是主板指拨开关遥控控制机台编号说明。

Press No.1 means control No.1 machine,press No.2 means control No.2 machine,
the rest can be done in the same manner
The following is the mainboard DIP switch remote control of the machine Numbering instructions.

遥控数字 Remote Control NO.	指拨开关/Dip switch			
	1	2	3	4
1	OFF	OFF	OFF	ON
2	OFF	OFF	ON	OFF
3	OFF	OFF	ON	ON
4	OFF	ON	OFF	OFF
5	ON	ON	ON	OFF
6	OFF	ON	ON	OFF
7	OFF	ON	ON	ON
8	ON	OFF	OFF	OFF
9	ON	OFF	OFF	ON
10	ON	OFF	ON	ON
11	ON	OFF	ON	OFF
12	ON	ON	OFF	OFF
13	ON	ON	ON	ON
14	ON	ON	OFF	ON
15	OFF	ON	OFF	ON

产品分解/Product details



颜色展示/Color display




规格与参数/Specifications and Parameters

规格[Size]	1400*500*620mm
包装规格[Packing size]	1420*620*800mm
净重[Net weight]	60KG
最大承重[Max Bearing Weight]	125kg
刹车配置 [Brake Configuration]	电子刹车 [Electronic brake]
配套电机[Matching Motor]	24V\180W
配套铅酸电池[Matching Lead Acid battery]	12V-20A\2PCS
续航时间[Waking time]	6-7小时[Hours]
配套彩灯 [Matching colorful Light]	蓝灯、七彩灯、射灯 [Blue Light,7 colors flash light,spot light]
配套充电器[Matching Charger]	24V-4A\1PCS
配套控制器[Matching controller]	智能控制器[Intelligent Controller]
启动方式[Start mode]	无线遥控[Wireless Remote control]
电压显示[Voltage display]	标准配置电池电压显示 [Standard battery voltage display]
外壳材料[Shell material]	高强度玻璃钢[High strength Fiberglass]
颜色[Color]	黑色\蓝色\紫色\红色[Black/ Blue/ Purple/ Red]
速度设置[Speed setting]: 高速[High] 4.5km/h 低速[Low] 3.8km/h	

操作说明/Operation Instructions:

A.打开电源开关，遥控器遥控启动开始游玩

Turn on the power switch, remote control to start playing



电源开关
power switch

B.左手柄为刹车,右手柄鸣笛;拧转右手柄启动摩托,机台前行

The left handle is a brake, right handle is for honking

Turn the right handle to start the motor, the machine move forward

游戏时间: 0秒
本机台号: 1号
当前速度: 慢
电量状态: 100% 15🎵



按红色开关可选择不同的速度
分别有高速、中速、低速选择
Press the red switch can debug speed,
Respectively High speed,
medium speed, low speed are available

1.游戏时间: 显示面板显示剩余游玩时间。

2.本机台号: 按遥控数字键与机台编号相同后机台启动,

3.当前音量: 可用按键板VOL+或VOL-调节喇叭音量。

1.Game time: Please press remote control No. the same as machine No. to start the machine, the LCD Screen display remaining play time

2.Surplus coins: This function can be used when install coin acceptor

3.Current Volume: You can press VOL+, VOL- to adjust the speaker volume

4.Power status: Please charge it in time when machine display 40% battery