



## AGENDA

### METROPOLITAN BOARD OF PUBLIC EDUCATION

2601 Bransford Avenue, Nashville, TN 37204

Regular Meeting – August 25, 2015 - 5:00 p.m.

Sharon Dixon Gentry, EdD, Chair

#### TIME

- |      |      |   |        |
|------|------|---|--------|
| 5:00 | I.   | <u>CONVENE and ACTION</u><br>A. Establish Quorum<br>B. Pledge of Allegiance   |        |
| 5:05 | II.  | <u>AWARDS AND RECOGNITIONS</u><br>A. The HCA Foundation   | GP-3   |
| 5:10 | III. | <u>AND THE GOOD NEWS IS...</u><br>A.  | GP-3.1 |
| 5:10 | IV.  | <u>GOVERNANCE ISSUES</u><br><br>A. Actions<br>1. Consent<br>a. Recommended Approval of Change Order #3 for Stratford STEM High School Renovations – Messer Construction Company<br>b. Recommended Approval of Change Order #1 for Glencliff Elementary School Additions – R.G. Anderson Company, Inc.<br>c. Awarding of Purchases and Contracts<br>(1) Awardees from ITB #B15-34 (15 contracts) for HVAC, Electrical, Plumbing, and Carpentry Services<br>(2) Awardees from RFP #16-1 (2 contracts) for Music Education Consultant Services<br>(3) Dell Marketing LP<br>(4) Imagine Learning<br>(5) Matthew James Pepper<br>(6) Mid-Continent Research for Education and Learning (McREL)<br>(7) Nancy Hepler<br>(8) NCS Pearson, Inc.<br>(9) The HCA Foundation<br><br>2. Paragon Mills/Glencliff Rezoning | GP-8.3 |
| 5:30 | V.   | <u>REPORTS</u><br>A. Director's Report<br>1. Student Achievement Results<br><br>B. Committee Reports<br>1. Naming of Schools<br><br>C. Board Chairman's Report<br>1. Announcements<br>2.  |        |

- 6:30 VI. WRITTEN INFORMATION TO THE BOARD (not for discussion)
- A. Sales Tax Collections as of August 20, 2015
  - B. Upcoming Committee Meetings:
    - Naming of Schools on August 25<sup>th</sup> at 4:00 p.m.
    - Teaching and Learning on August 26<sup>th</sup> at 11:30 a.m.
    - Teaching and Learning on September 23<sup>rd</sup> at 11:30 a.m.

- 6:30 VII. ADJOURNMENT

GOVERNANCE ISSUES

A. ACTIONS

1. CONSENT

a. RECOMMENDED APPROVAL OF CHANGE ORDER #3 FOR STRATFORD STEM HIGH SCHOOL RENOVATIONS – MESSER CONSTRUCTION COMPANY

We are requesting approval to make the following changes to this contract:

- |  |                       |
|--|-----------------------|
| 1. Replace the track, stadium lighting, visitor bleachers, concessions and restrooms, and relocate the football field to accommodate the new track | <u>\$2,916,299.00</u> |
| Total  | \$2,916,299.00        |

It is recommended that this change order be approved.

Legality approved by Metro Department of Law.

FUNDING: 45013.80405513

August 25, 2015

b. RECOMMENDED APPROVAL OF CHANGE ORDER #1 FOR GLENCLIFF ELEMENTARY SCHOOL ADDITIONS – R.G. ANDERSON COMPANY, INC.

We are requesting approval to make the following changes to this contract:

- |  |                      |
|--|----------------------|
| 1. Install concrete slabs for the new stadium bleachers at Glencliff High School | <u>\$ 109,381.54</u> |
| Total  | \$ 109,381.54        |

It is recommended that this change order be approved.

Legality approved by Metro Department of Law.

FUNDING: 45015.80404015

August 25, 2015

## GOVERNANCE ISSUES

### A. ACTIONS

#### 1. CONSENT

#### c. Awarding of Purchases and Contracts

#### (1) VENDOR: Awardees from Invitation to Bid (ITB) #B15-34

SERVICE/GOODS: HVAC, Electrical, Plumbing, and Carpentry Service Agreements. The following vendors are awarded contracts from this ITB:

##### HVAC Service:

- A-Action Air HVAC Inc.
- Advanced Mechanical Contractors Inc.
- Johnson Controls Inc.
- Proctor and Graves Service Company
- Total Mechanical Solutions LLC

##### Electrical Service:

- Liberty Electrical Contracting Co.
- Advanced Mechanical Contractors Inc.
- Rains Electric Company Inc.
- Southeast Electric Inc.
- Stones River Electric

##### Plumbing Service:

- Green Hills Plumbing
- Total Mechanical Solutions LLC

##### Carpentry Service:

- Beech Construction Services
- Burns Services Inc.
- Jetton Home Improvement

TERM: August 26, 2015 through August 25, 2020

FOR WHOM: Facility & Grounds Maintenance

COMPENSATION: Cumulative total compensation under these contracts is not to exceed \$750,000.

OVERSIGHT: Facility & Grounds Maintenance

##### EVALUATION:

1. Timely and efficient installation and service.
2. Two-hour response time to service requests.
3. Equipment downtime of less than 48 hours.

MBPE Contract Number: Pending

Source of Funds: Operating Budget

## GOVERNANCE ISSUES

### A. ACTIONS

#### 1. CONSENT

##### c. Awarding of Purchases and Contracts

(2) VENDOR: Awardees from MNPS Request for Proposals (RFP) #16-1

SERVICE/GOODS: Consultant services to coordinate and manage Music Education Projects. The following vendors are awarded contracts from this RFP:

- Danielle Taylor
- Lori Casteel

TERM: August 26, 2015 through June 30, 2016

FOR WHOM: Music Makes Us

COMPENSATION: Cumulative total compensation under these contracts is not to exceed \$60,000.

OVERSIGHT: Music Makes Us

EVALUATION: Quality of project work completed, and adherence to project schedules.

MBPE Contract Number: Pending

Source of Funds: National Endowment for the Arts Grant; CMA Foundation Grant

##### c. Awarding of Purchases and Contracts

(3) VENDOR: Dell Marketing LP

SERVICE/GOODS: Requisition #112556 for the purchase of 100 Optiplex 3020 microcomputers. This purchase piggybacks the Wilson County contract with Dell Marketing LP.

TERM: August 25, 2015 through June 30, 2016

FOR WHOM: Technology and Information Services

COMPENSATION: This purchase is not to exceed \$49,899.

OVERSIGHT: Technology and Information Services

EVALUATION: Quality of products and timeliness of delivery.

MBPE Contract Number: Wilson County contract #13ABX

## GOVERNANCE ISSUES

### A. ACTIONS

#### 1. CONSENT

Source of Funds: Capital Funds – Technology

#### c. Awarding of Purchases and Contracts

#### (4) VENDOR: Imagine Learning

SERVICE/GOODS: Requisition #112715 to purchase annual license renewals for Contractor's language and literacy products specifically designed for English Learners (EL). This purchase piggybacks the Philadelphia School District's contract with Imagine Learning.

TERM: August 26, 2015 through June 30, 2016

FOR WHOM: MNPS EL students

COMPENSATION: Total purchase is not to exceed \$153,100.

OVERSIGHT: Leadership and Learning – English Learners

EVALUATION: Quality and effectiveness of the product.

MBPE Contract Number: Philadelphia School District contract #RFQ-022212

Source of Funds: Operating Budget

#### c. Awarding of Purchases and Contracts

#### (5) VENDOR: Matthew James Pepper

SERVICE/GOODS: Consulting services to facilitate the review of proposals to conduct research and surveys in the district, and to provide key student and teacher data

TERM: August 26, 2015 through June 30, 2016

FOR WHOM: MNPS schools and external evaluators and researchers

COMPENSATION: \$50 per hour

Total compensation for this contract is not to exceed \$25,000.

OVERSIGHT: Research, Assessment, and Evaluation

EVALUATION: 98 percent of research proposals submitted by the monthly deadline are reviewed and either approved or denied by the next scheduled meeting of the MNPS Research and Survey Committee.

MBPE Contract Number: 2- 855303-02

Source of Funds: Operating Budget

## GOVERNANCE ISSUES

### A. ACTIONS

#### 1. CONSENT

#### c. Awarding of Purchases and Contracts

#### (6) VENDOR: Mid-Continent Research for Education and Learning (McREL)

SERVICE/GOODS: First Amendment to the contract, adding compensation for the second session of Balanced Leadership training for MNPS principals, to be held August 27-28, 2015.

TERM: April 15, 2015 through August 31, 2015

FOR WHOM: MNPS Principals

COMPENSATION: This Amendment increases total compensation under the contract by \$30,000.

Total compensation under this contract is not to exceed \$65,000.

OVERSIGHT: Leadership and Learning

EVALUATION: Effectiveness of instruction.

MBPE Contract Number: 2-430957-01A1

Source of Funds: Operating Budget

#### c. Awarding of Purchases and Contracts

#### (7) VENDOR: Nancy Hepler

SERVICE/GOODS: Grant evaluation for the Project Prevent Initiative Grant issued to MNPS by the U.S. Department of Education.

TERM: August 26, 2015 through September 30, 2019

FOR WHOM: Federal Programs

COMPENSATION: Total compensation under this contract is not to exceed \$65,600.

OVERSIGHT: Federal Programs

EVALUATION: Timeliness and quality of deliverables defined in Contractor's scope of work.

MBPE Contract Number: Pending

Source of Funds: Federal Funds – Project Prevent Initiative Grant

GOVERNANCE ISSUES

A. ACTIONS

1. CONSENT

c. Awarding of Purchases and Contracts

(8) VENDOR: NCS Pearson Inc.

SERVICE/GOODS: Requisition #113294 to purchase Connections Learning for MNPS teachers.

TERM: August 26, 2015 through June 30, 2016

FOR WHOM: Selected MNPS teachers

COMPENSATION: Total purchases are not to exceed \$50,000.

OVERSIGHT: Leadership and Learning – Instructional Technology

EVALUATION: Quality of products and services.

MBPE Contract Number: 2-404901-07

Source of Funds: Operating Budget



GOVERNANCE ISSUES

A. ACTIONS

1. CONSENT

c. Awarding of Purchases and Contracts

(9) VENDOR: The HCA Foundation

SERVICE/GOODS: MNPS will provide Contractor with exclusive naming rights to the Laboratory within the Academy of Health Sciences at Hillwood High School.

TERM: August 26, 2015 through August 25, 2020

FOR WHOM: Students and faculty at Hillwood High School

COMPENSATION: Contractor will provide in-kind donations totaling \$100,000 in the first year and \$50,000 each year after. In-kind donations may be defined as:

- Cash donations
- Capital outlay
- Volunteer hours
- Meeting attendance
- Product donations
- Speakers
- Facilitators
- Field trips
- Supplies
- Other miscellaneous requests

OVERSIGHT: Leadership and Learning

EVALUATION: Mutually conducted annual performance audits of the operations.

MBPE Contract Number: 2-00539-00

Source of Funds: Revenue



**STUDENT ASSIGNMENT SERVICES**

---

**PROPOSED CHANGES DUE TO  
POPULATION GROWTH IN THE  
GLENCLIFF CLUSTER**

---

**PUBLIC MEETING AT BOARD OF EDUCATION**

---

**AUGUST 11, 2015**

**Mission:** Metropolitan Nashville Public Schools will provide every student with the foundation of knowledge, skills and character necessary to excel in higher education, work and life. We embrace and value a diverse student population and community. Different perspectives and backgrounds form the cornerstone of our strong public education system.

### Overview

Paragon Mills Elementary School is overcrowded and the building is at its maximum advisable size. To help alleviate overcrowding, the MNPS administration is proposing that the School Board rezone a portion of students from Paragon Mills Elementary School to Glenclyff Elementary School, where MNPS is constructing 12 additional classrooms. The proposed zoning change would go into effect during the 2016-17 school year, which is also when the classroom addition will be complete.

MNPS has been meeting with parents and neighbors to communicate these proposed zoning changes as well as to solicit input. This briefing document is to update the School Board on the draft proposal in addition to detailing the process. MNPS administration will give a presentation with this material at the August 11, 2015 School Board meeting two weeks prior to the proposed vote on the zoning changes on August 25, 2015.

### Process

The goal of this public engagement process was to develop proposed zone lines that relieve overcrowding at Paragon Mills Elementary School, maintain and build diversity in our schools, and incorporate the neighborhood dynamics and future growth. To achieve this goal, the MNPS administration solicited community input prior to drafting the proposed zone lines and then at two larger community meetings after the proposed lines were drafted.

- July 2, 2015 – The MNPS Administration held a small visioning meeting with parents and neighbors who were recommended by both school principals. Team members from Communications, Student Assignment and Planning and Construction presented information about the project and the reasons behind it. The community group was presented with a blank map showing streets, houses, and the current school zone lines. Student Assignment walked them through the considerations of zoning changes and pointed out prominent geography in the area. All in the room agreed that the area now called 1A seemed to be best suited for rezoning to Glenclyff Elementary. Concerns about traffic at Glenclyff Elementary were noted for further study. Fliers were distributed for the follow-up public meetings on July 30 and Aug. 13.
- July 2 through July 30, 2015 – Based on the initial visioning meeting, Student Assignment services drew a proposal for moving the area 1A into the Glenclyff Elementary zone. Additionally, the Communication Offices began promoting the large community meetings including:
  - callouts to families and staff at both schools,
  - translated letters and fliers mailed home to all families at both schools,
  - translated letters and fliers mailed home to all neighbors within a half-mile of each school and
  - social media promotion and prominent website placement.
- July 30, 2015 – The first large public meeting was held at Paragon Mills Elementary School. The full zoning proposal was presented with time for questions and comments. The meeting was well attended with 20-30 families. All but one of the families were non-English speakers, and the MNPS translators conveyed the presenters' messages. The initial concerns about traffic at Glenclyff Elementary were further addressed, and solutions are still

in development. Comment cards were collected showing parents' general acceptance of the proposal as is drafted, and input is being considered in the drafting of the proposed zone lines. The MNPS administration also notified attendees of the second meeting scheduled for August 13, 2015 at Glenclyff Elementary School.

- August 11, 2015 – The MNPS Administration briefs the School Board on the proposed zoning changes. There will not be a vote at this Board Meeting; however, there will be a time for public comment as regularly scheduled for the first Board Meeting of the month.
- August 13, 2015 – The second large public meeting will be held at Glenclyff Elementary School. The full zoning proposal will be presented with time for questions and comments. MNPS will provide translators for families.
- August 25, 2015 – Proposed School Board vote on zoning changes. The MNPS administration will present a review of the draft zoning changes and an overview of the community input.
- Fall 2015 – The MNPS Administration will communicate the approved zoning changes to families for the 2016-17 school year.

**Current Enrollment Conditions and Capital Planning**

The entire school district has experienced significant enrollment growth in the elementary tier by increasing almost 5,000 students over the past 5 years. During this time, Paragon Mills Elementary School has grown by over 200 students and is operating at 124% of capacity with 16 portables on site and is projected to be 137% of capacity by 2019-20.

Metro Council approved capital funding in June 2014 to help accommodate the district's enrollment growth. The capital budget included funding to add 12 classrooms to Glenclyff Elementary School to alleviate overcrowding at Paragon Mills. With the addition, Glenclyff Elementary will have a capacity of 778 students. It will be completed by August 2016. The recommended attendance boundary changes for Paragon Mills and Glenclyff Elementary Schools will alleviate overcrowding at Paragon Mills and allow for additional growth within the Glenclyff Elementary school zone.

GLENCLIFF CLUSTER		Capacity	Oct. 2014-15		Proj. 19-20	
Glenclyff Elementary School		513	471	92%	550	107%
Paragon Mills Elementary School		730	906	124%	1,000	137%

## Proposed Zoning for 2016-17

Area	Grades	From	To
1-A	K-4	Paragon Mills ES	Glenclyff ES



\*Grandfathering option for two highest grade levels (rising 3<sup>rd</sup> and 4<sup>th</sup> grade).

## Current Enrollment and Capacity

GLENCLIFF CLUSTER		Capacity	Oct. 2014-15		Proj. 19-20	
	Fall-Hamilton Enhanced Option School	299	327	109%	375	125%
	Glenclyff Elementary School	513	471	92%	550	107%
	Glegary Elementary School	508	471	93%	495	97%
	Glenview Elementary School	898	801	89%	905	101%
	Paragon Mills Elementary School	730	906	124%	1,000	137%
	John B Whitsitt Elementary School	551	517	94%	525	95%
	Total Capacity	3499	3493	100%	3850	110%

## Enrollment Estimate and Capacity

GLENCLIFF CLUSTER		Capacity	Est. 2016-17		Proj. 19-20	
	Fall-Hamilton Enhanced Option School	299	340	114%	375	125%
	Glenclyff Elementary School	778	640	82%	750	96%
	Glegary Elementary School	508	445	88%	495	97%
	Glenview Elementary School	898	731	81%	905	101%
	Paragon Mills Elementary School	730	737	101%	800	110%
	John B Whitsitt Elementary School	551	484	88%	525	95%
	Total Capacity	3764	3377	90%	3850	102%

Note:

- Enrollment estimates for 2016-17 reflect zoned students.
- Enrollment estimates for 2016-17 reflect projected impact of Rocketship opening.
- Enrollment estimates for 2019-20 reflect projected growth and charter school impact.

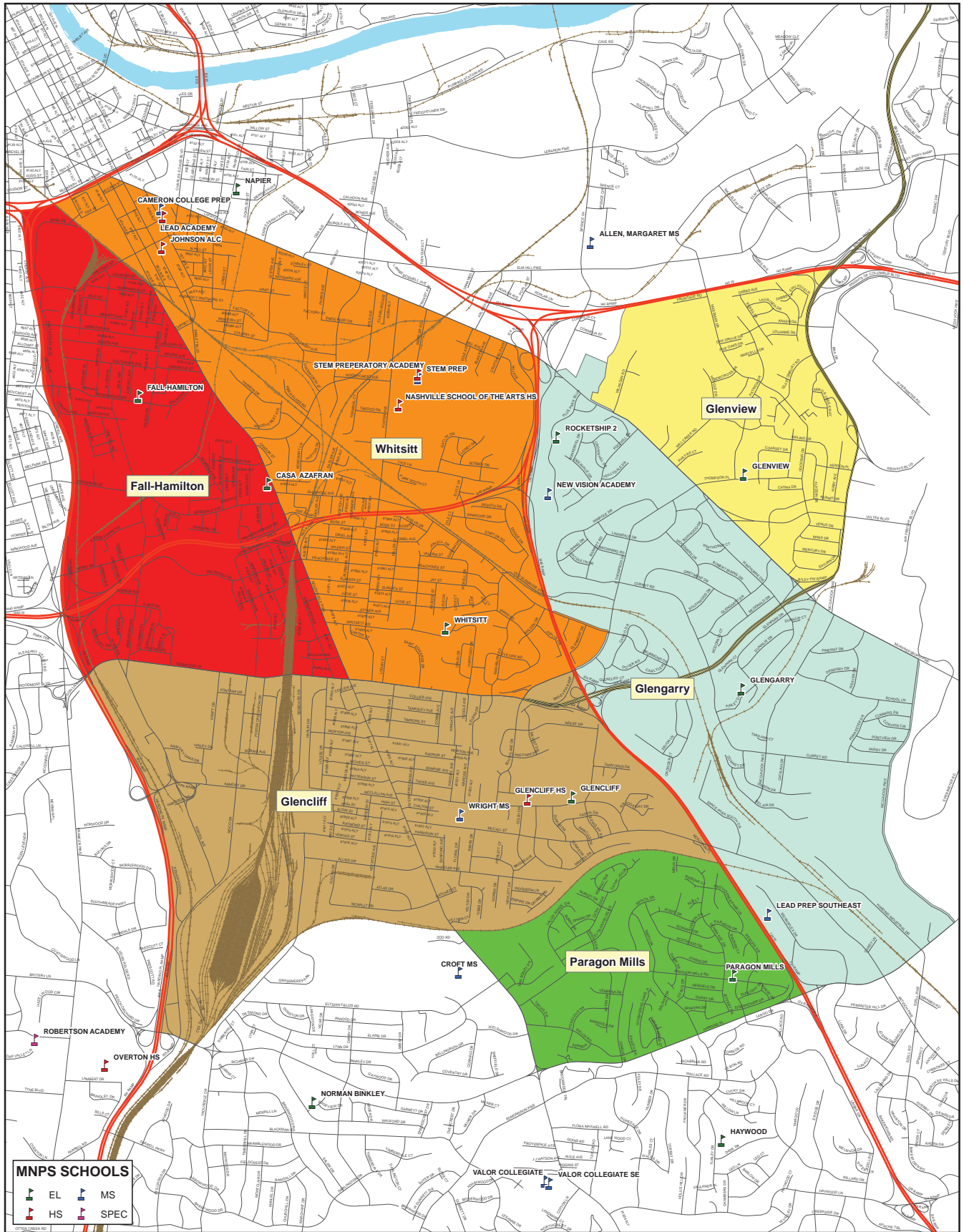
## Additional Documents

The following attached documents provide additional specifics regarding the zoning changes proposed for Glenclyff Cluster:

- 2015-16 Cluster Map – Current attendance boundaries
- Proposed 2016-17 Cluster Map – Proposed changes to current attendance boundaries
- Diversity Impact Analysis

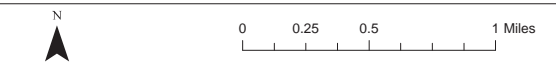
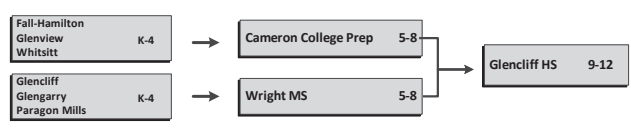
# Glenclyff High School Cluster

## 2015-2016



**MNPS SCHOOLS**

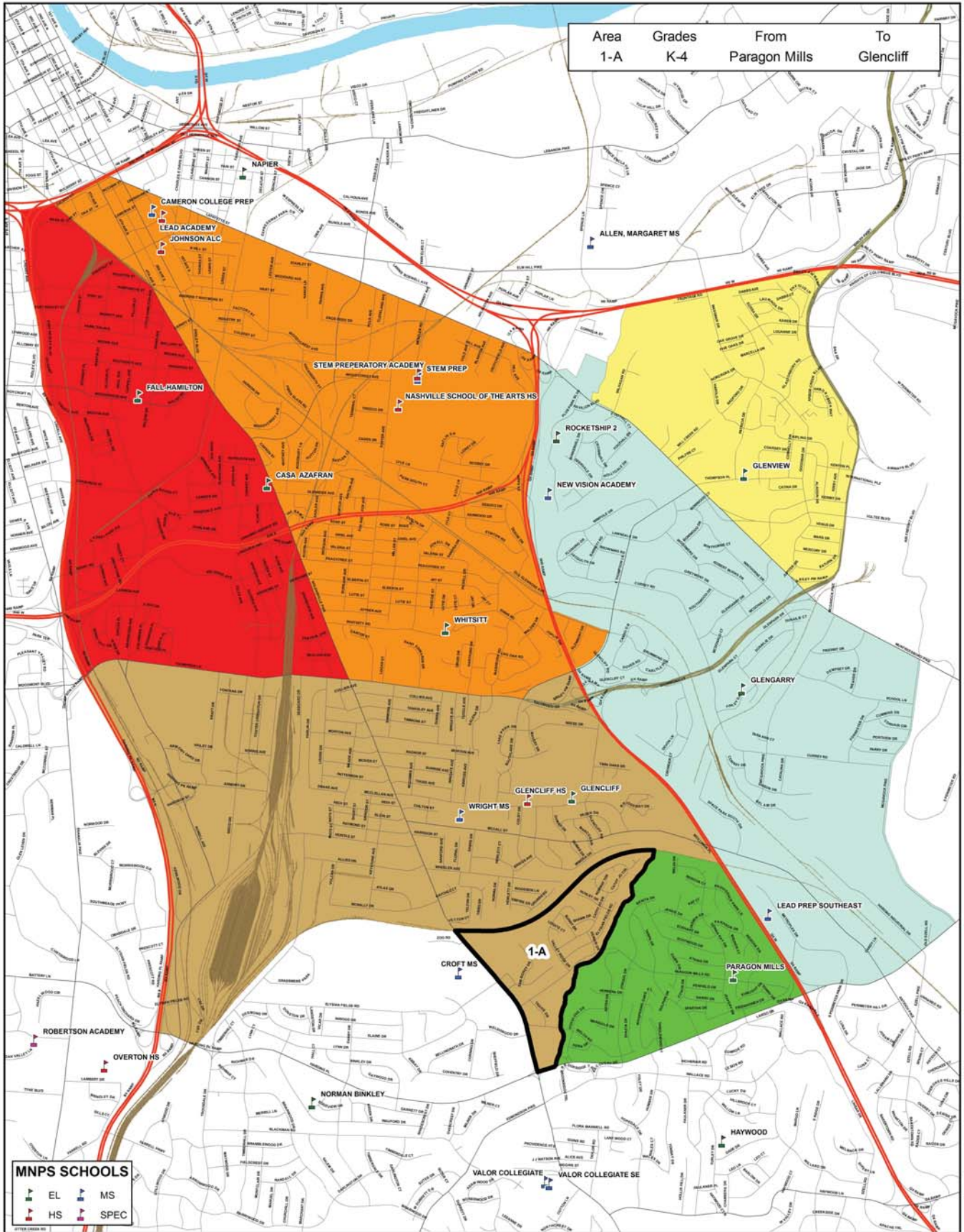
- EL
- MS
- HS
- SPEC



This map shows the general geographic area zoned to each school. Actual zoning is based on specific street addresses and cannot always be determined visually, especially around the border of a zone. To find the exact school zone and options available to a specific address please visit our school zone finder website at <http://zonefinder.mnps.org/zonefinder/getzonedschools.aspx> or call customer service at 615-259-4636.

# Glenclyff High School Cluster

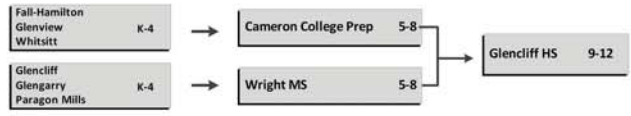
## Proposed 2016-2017



Area	Grades	From	To
1-A	K-4	Paragon Mills	Glenclyff

**MNPS SCHOOLS**

	EL		MS
	HS		SPEC



This map shows the general geographic area zoned to each school. Actual zoning is based on specific street addresses and cannot always be determined visually, especially around the border of a zone. To find the exact school zone and options available to a specific address please visit our school zone finder website at <http://zonefinder.mnps.org/zonefinder/getzonedschools.aspx> or call customer service at 615-259-4636.

# Student Diversity Impact Analysis

When assessing diversity impact, the district utilized the four part definition of diversity in the Diversity Management Plan. The four parts are Racial/Ethnic, Income, Language, and Disability.

## Diversity Overview:

GLENCLIFF CLUSTER	Oct. 2014-15.		Estimate 2016-17	
	Racial/Ethnic	I/L/D	Racial/Ethnic	I/L/D
Glenclyff	x	✓	x	✓
Paragon Mills	✓	✓	✓	✓

## Student Diversity Impact Analysis:

- Regarding diversity, the percentages shown herein for 2016-17 reflect current student enrollments.
- The impact on Glenclyff and Paragon Mills would be benign or *de minimis*.

## Detailed Diversity Summary

### Racial/Ethnic Diversity

GLENCLIFF CLUSTER		Asian		Black		Hispanic		Pac. Island		White		Total
Glenclyff	Oct. 2014-15	7	1%	52	11%	293	62%			119	25%	471
	Estimate 2016-17	16	3%	69	11%	420	66%			135	21%	640
Paragon Mills	Oct. 2014-15	57	6%	248	27%	467	52%	1	0%	133	15%	906
	Estimate 2016-17	48	7%	231	31%	340	46%	1	0%	117	16%	737

### Income/Language/Disability

GLENCLIFF CLUSTER		FARM		ELL		Disability		Total
Glenclyff	Oct. 2014-15	428	91%	240	51%	39	8%	471
	Estimate 2016-17	595	93%	339	53%	56	9%	640
Paragon Mills	Oct. 2014-15	892	98%	411	45%	93	10%	906
	Estimate 2016-17	725	98%	312	42%	76	10%	737



**Metropolitan Nashville Public Schools  
Sales Tax Collections  
As of August 20, 2015**

**General Purpose Fund**

<b>MONTH</b>	<b>2014-2015 Projection</b>	<b>TOTAL 2014-2015 COLLECTIONS</b>	<b>\$ Change For Month - FY15 Projection</b>	<b>% Change For Month - FY15 Projection</b>	<b>% Increase / Decrease Year To-Date</b>
September	\$14,205,643.23	\$14,066,516.12	(\$139,127.11)	-0.99%	-0.99%
October	14,590,118.32	15,580,127.10	\$990,008.78	6.35%	2.87%
November	14,978,963.81	16,200,311.53	\$1,221,347.72	7.54%	4.52%
December	14,760,305.14	16,294,064.50	\$1,533,759.36	9.41%	5.80%
January	14,454,497.18	15,536,160.07	\$1,081,662.89	6.96%	6.03%
February	18,664,831.90	20,316,836.54	\$1,652,004.64	8.13%	6.47%
March	13,272,686.03	13,942,057.23	\$669,371.20	4.80%	6.26%
April	13,491,507.44	13,447,996.60	(\$43,510.84)	-0.32%	5.56%
May	16,159,388.11	16,622,685.75	\$463,297.64	2.79%	5.23%
June	15,187,143.40	16,602,351.84	\$1,415,208.44	8.52%	5.58%
July	15,536,632.96	16,604,257.99	\$1,067,625.03	6.43%	5.66%
August	16,781,582.46	17,592,897.57	\$811,315.11	4.61%	5.56%
<b>TOTAL</b>	<b>\$182,083,300.00</b>	<b>\$192,806,262.84</b>	<b>\$10,722,962.84</b>		<b>5.56%</b>

**Debt Service Fund**

<b>MONTH</b>	<b>2014-2015 Projection</b>	<b>TOTAL 2014-2015 COLLECTIONS</b>	<b>\$ Change For Month - FY15 Projection</b>	<b>% Change For Month - FY15 Projection</b>	<b>% Increase / Decrease Year To-Date</b>
September	\$1,512,981.26	\$1,498,163.43	(\$14,817.83)	-0.99%	-0.99%
October	1,553,930.03	1,659,371.55	\$105,441.52	6.35%	2.87%
November	1,595,344.27	1,725,424.69	\$130,080.42	7.54%	4.52%
December	1,572,055.88	1,735,409.91	\$163,354.03	9.41%	5.80%
January	1,539,485.61	1,654,688.81	\$115,203.20	6.96%	6.03%
February	1,987,910.05	2,163,857.86	\$175,947.81	8.13%	6.47%
March	1,413,616.04	1,484,907.85	\$71,291.81	4.80%	6.26%
April	1,436,921.76	1,432,287.60	(\$4,634.16)	-0.32%	5.56%
May	1,721,066.13	1,770,409.93	\$49,343.80	2.79%	5.23%
June	1,617,516.53	1,768,244.25	\$150,727.72	8.52%	5.58%
July	1,654,739.14	1,768,447.27	\$113,708.13	6.43%	5.66%
August	1,787,333.32	1,873,742.97	\$86,409.65	4.61%	5.56%
<b>TOTAL</b>	<b>\$19,392,900.01</b>	<b>\$20,534,956.12</b>	<b>\$1,142,056.11</b>		<b>5.56%</b>