

# GAIN THE POWER

M10 MULTI AMP POWERED-MINI / WHO WAH PEDAL / B510 BASS STACK / S510 SESSION-MAN



Ibanez



**Ibanez**



# GAIN THE

Four exciting new products in the Power Series Line. Guitar and bass oriented effects that blends some tried and true ideas with today's technology.

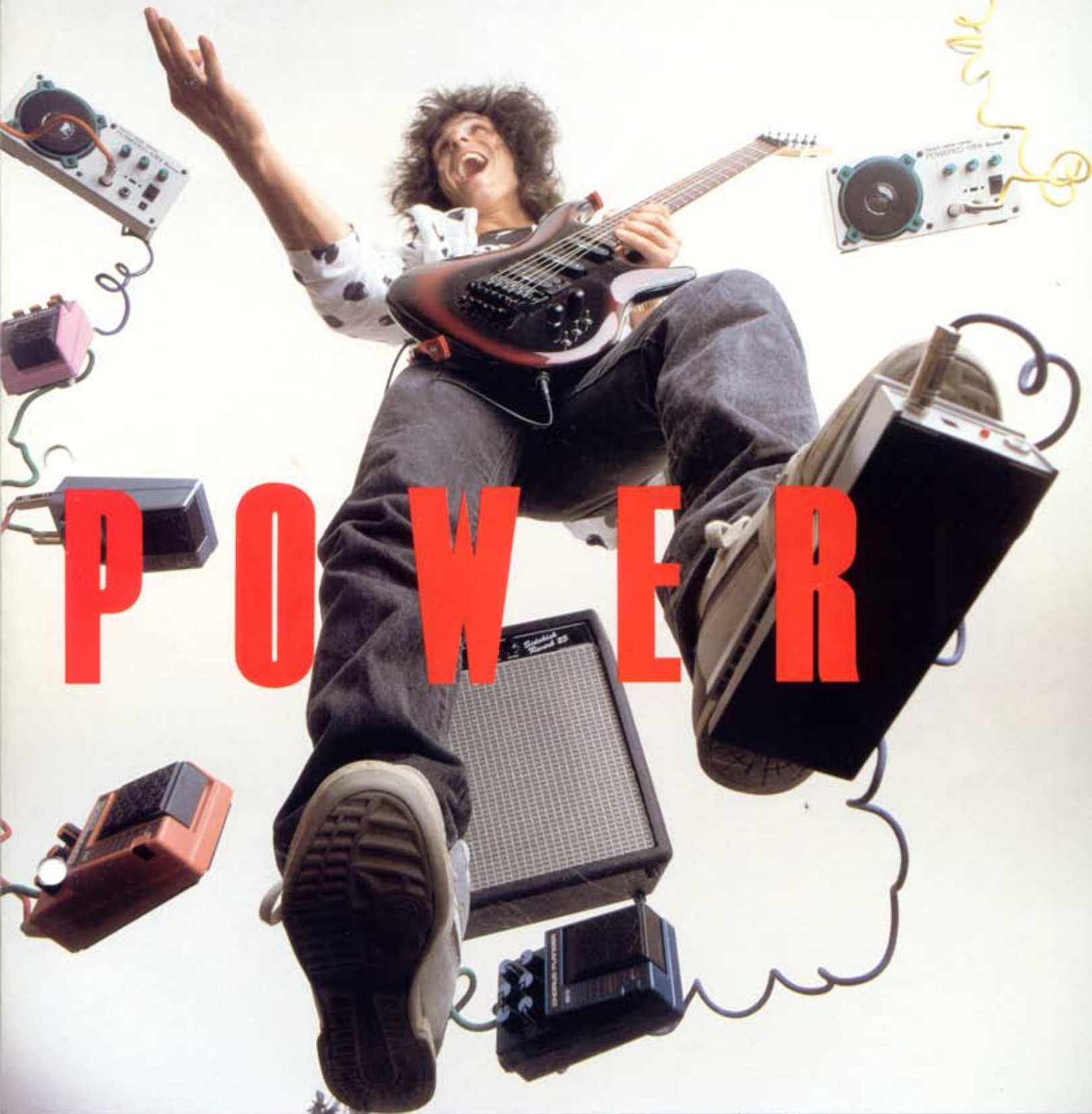
**MA10 MULTI AMP POWERED-MINI**



**WH10 WAH PEDAL**







# POWER

**BS10 BASS STACK**



**SS10 SESSION-MAN**



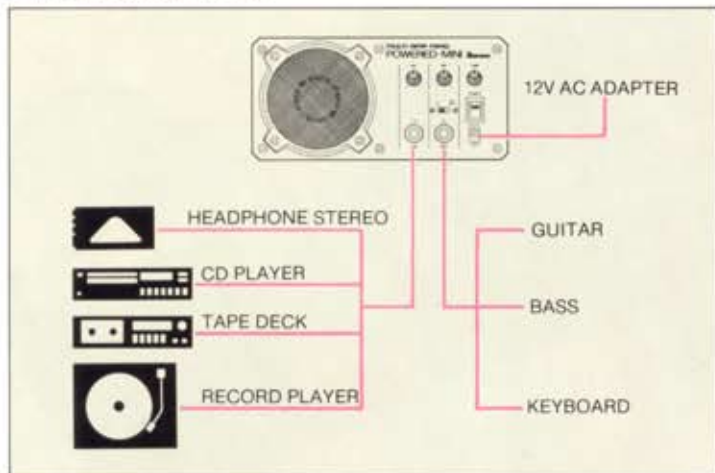


## MA10 MULTI AMP POWERED-MINI



The MA10 is one of the smallest two channel mini-amps available to musicians. This dual channel amp has both line and instrument input, so it is perfect for use as a portable practice amp when two sources must be heard simultaneously.

### TYPICAL CONNECTIONS



SPECIFICATIONS	
POWER OUTPUT	5W RMS
SPEAKER	9cm (3 1/2")
INPUT	LINE 100k $\Omega$ -10dBV INSTRUMENT 500k $\Omega$ -20dBV
TONE	LOW/HIGH Boost/Cut
POWER SUPPLY	AC112 12V 500mA AC ADAPTER
SIZE	210(W) $\times$ 105(H) $\times$ 150(D)mm
WEIGHT	1100 g
OPTION	MAC1 STEREO MINI PLUG - MONO PLUG CABLE MAC2 PIN PLUG (FEMALE) - MONO PLUG CABLE

## WH10 WAH PEDAL



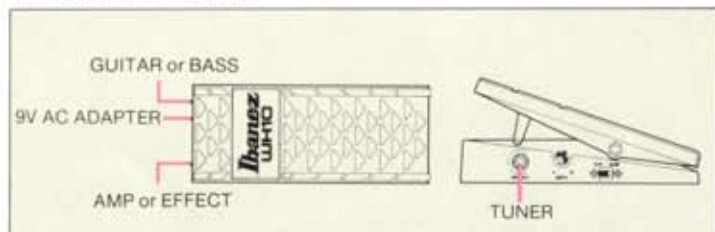
Wah-Wah pedals have been used in many different styles of music through the years. Guitar players have been using them for nearly twenty years as a means of expression or tonal variation. The basic application and sound of wahs has remained unchanged, until today.

Ibanez now introduces the WH10 Wah Pedal. Here are the differences from all the rest;

**WAH DEPTH** — The WH10 has a level adjustable filter to change wah depth. With a control range of 6 to 20dB, you can overdrive the input stage of guitar amplifiers with Depth control turned all the way up.

**GUITAR, BASS SWITCH** — Wah sound comes from shifting a wide band pass filter. The filter range is naturally different for guitars and basses. Unfortunately, most wah pedals are designed for the range of guitars only. The WH10 solves this problem!

### TYPICAL CONNECTION



SPECIFICATIONS	
INPUT IMPEDANCE	500k $\Omega$
OUTPUT IMPEDANCE	<1k $\Omega$
WAH-RANGE	GUITAR 350Hz to 2.2kHz BASS 175Hz to 1.1kHz
WAH-DEPTH	6dB to 20dB
POWER SUPPLY	ONE 9V BATTERY (S-006P/ALKALINE) or AC ADAPTER
POWER REQUIREMENT	6mA (DC 9V)
SIZE	89(W) $\times$ 55-84(H) $\times$ 200(D)mm
WEIGHT	490 g
OPTION	AC109 9V AC ADAPTER

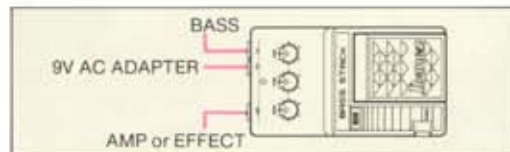
## BS10 BASS STACK



Today's drum sounds are getting more powerful and colored with the use of effects like compression, gating, and reverb, etc. Often times the bass player has the difficult task of blending in with the drum sound, and yet maintaining a bold, individual sound. Getting the right edge that a good bass amp gives you can help, but sometimes that's just not enough.

Ibanez has the solution! The BS10 BASS STACK is not a simple distortion unit like guitar players use. It has a unique low "turned" emphasized EQ, blending dry and natural overdrive. The result is a fat sound that has the presence required to cut in today's music.

### TYPICAL CONNECTION



### SPECIFICATIONS

INPUT IMPEDANCE	500k $\Omega$
OUTPUT IMPEDANCE	<1k $\Omega$
MAXIMUM OUTPUT LEVEL	-2dBV
MAXIMUM GAIN	+2dB
EQUIVALENT INPUT NOISE	-120dBV (IHL)
POWER SUPPLY	ONE 9V BATTERY (S-006P/ALKALINE) or AC ADAPTER
POWER REQUIREMENT	7mA (DC 9V)
SIZE	125(D) $\times$ 70(W) $\times$ 54(H)mm
WEIGHT	380g
OPTION	AC109 9V AC ADAPTER

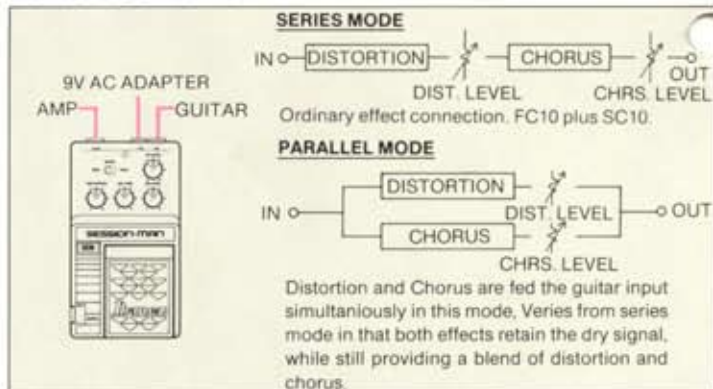
## SS10 SESSION-MAN



In the past few years, advances in technology have changed the quality, reliability and the variety of effects that musicians are using, both in rack mount and compact effects. Multi-effects are common in a rack mount format, but recently the emphasis from manufacturers on multi-function effects pedals have resulted in new found convenience for musicians. The convenience however is of little importance if the effects are not of high quality and offer the player a means to get their sound.

Now Ibanez introduces a new compact effect in the Power Series, the SS10 SESSION-MAN. The SS10 is more than just a combination unit of chorus and distortion. Each effect has an output level control, so aside from being able to use them individually, you may combine them either in series or parallel.

### TYPICAL CONNECTION



### SPECIFICATIONS

INPUT IMPEDANCE	500k $\Omega$
OUTPUT IMPEDANCE	<1k $\Omega$
DISTORTION	
MAXIMUM OUTPUT LEVEL	9dBV
MAXIMUM GAIN	+55dB
CHORUS	
MAXIMUM INPUT LEVEL	+4dBV
DELAY TIME	3.2ms-8.5ms
SPEED RANGE	0.6Hz-6Hz
EQUIVALENT INPUT NOISE	-110dBV (IHF-A)
POWER SUPPLY	ONE 9V BATTERY (S-006P/ALKALINE) or AC ADAPTER
POWER REQUIREMENT	25mA (DC 9V)
SIZE	125(D) $\times$ 70(W) $\times$ 54(H)mm
WEIGHT	400g
OPTION	AC109 9V AC ADAPTER