

香港統計月刊

Hong Kong Monthly Digest of Statistics

二零零四年四月
April 2004

專題文章
Feature Article

二零零三年失業率的走勢

The Movement of the Unemployment Rate in 2003

二零零三年失業率的走勢

The Movement of the Unemployment Rate in 2003

經季節性調整的失業率從二零零二年第四季的 7.2% 上升至二零零三年五月至七月期間的 8.7%，這主要是由於在二零零三年三月爆發的嚴重急性呼吸系統綜合症對香港經濟所造成的負面影響所致。隨着嚴重急性呼吸系統綜合症自二零零三年六月大致受到控制，以及在二零零三年後期訪港旅遊業及本地消費復蘇的情況下，經季節性調整的失業率逐步回落至二零零三年第四季的 7.3%。本文旨在對二零零三年的失業率的轉變作多方面分析，從而令讀者對香港近期的失業情況有更清楚的了解。

The seasonally adjusted unemployment rate increased from 7.2% in the fourth quarter of 2002 to 8.7% in May-July 2003. This was mainly attributed to the adverse impact on the Hong Kong economy brought about by the outbreak of the Severe Acute Respiratory Syndrome (SARS) in March 2003. With the SARS largely under control since June 2003, and the rebounds in inbound tourism and local consumer spending in the latter part of 2003, the seasonally adjusted unemployment rate progressively fell to 7.3% in the fourth quarter of 2003. This article provides an analysis of the changes in the unemployment rate in 2003 from various perspectives. It aims to give a better understanding about the recent unemployment situation in Hong Kong.

如對本文有任何查詢，請致電政府統計處綜合住戶統計調查組(二) (電話：2887 5506)。

If you have any enquiries on this article, please call General Household Survey Section (2), Census and Statistics Department (Tel. : 2887 5506).

二零零三年失業率的走勢

The Movement of the Unemployment Rate in 2003

1. 引言

1.1 經季節性調整的失業率從二零零二年第四季的 7.2% 上升至二零零三年五月至七月期間的 8.7%，這主要是由於在二零零三年三月爆發的嚴重急性呼吸系統綜合症對香港經濟所造成的負面影響所致。隨着嚴重急性呼吸系統綜合症自二零零三年六月大致受到控制，以及在二零零三年後期訪港旅遊業及本地消費復蘇的情況下，經季節性調整的失業率逐步回落至二零零三年第四季的 7.3%。

1.2 失業是社會關注的焦點之一。有關失業的統計量數對經濟情況提供一個指標，亦反映勞動力剩餘的程度。

1.3 有關失業的統計數字是根據綜合住戶統計調查獲取的數據而編製。綜合住戶統計調查每三個月期間的樣本規模約為 24 000 個住戶。在選中的住戶內，所有有關人士均被問及關於個人、勞動力和住戶特徵的資料。

1.4 本文旨在對二零零三年的失業率的轉變作多方面分析，從而令讀者對香港近期的失業情況有更清楚的了解。

2. 概念架構

2.1 有關勞動人口、就業、失業及就業不足等的統計數字，均是按照國際勞工組織建議的概念架構編製。該組織所訂定有關定義及其他相關事宜的建議，都是經過不少經濟、社會及統計學家和統計工作者作出研究和深入討論而得出的結果，自有其一定的合理性。而採用國際認同的定義編製的統計數字，才可作國際間的比較。

1. Introduction

1.1 The seasonally adjusted unemployment rate increased from 7.2% in the fourth quarter (Q4) of 2002 to 8.7% in May-July 2003. This was mainly attributed to the adverse impact on the Hong Kong economy brought about by the outbreak of the Severe Acute Respiratory Syndrome (SARS) in March 2003. With the SARS largely under control since June 2003, and the rebounds in inbound tourism and local consumer spending in the latter part of 2003, the seasonally adjusted unemployment rate progressively fell to 7.3% in Q4 2003.

1.2 Unemployment is one of the focal issues of social concern. Statistical measures of unemployment provide an indication of the situation of the economy and also reflect the extent of unused capacity in the labour force.

1.3 Unemployment statistics are compiled based on data obtained from the General Household Survey (GHS). The sample size of the GHS is about 24 000 households in each three-month period. Information on personal, labour force and household characteristics is collected from all persons in the sampled households where appropriate.

1.4 This article provides an analysis of the changes in the unemployment rate in 2003 from various perspectives. It aims to give a better understanding about the recent unemployment situation in Hong Kong.

2. Conceptual Framework

2.1 Statistics on the labour force, employment, unemployment and underemployment are compiled in accordance with the conceptual framework recommended by the International Labour Organization (ILO). The recommendations regarding definitions and other related issues have been based on research and in-depth discussions among economists, sociologists, statisticians and statistical practitioners concerned, and are highly rational. Moreover, only statistics based on internationally accepted definitions are internationally comparable.

2.2 人口中的個別人士可按其經濟活動身分劃分為從事經濟活動人口及非從事經濟活動人口兩大類。

2.3 從事經濟活動人口，即勞動人口，可分為就業人口及失業人口。勞動人口參與率是指勞動人口在十五歲及以上人口中所佔的比例，用以量度適齡工作人士加入勞動人口的傾向。

2.4 非從事經濟活動人口包括所有在統計前七天內並無職位亦無工作的人士，在這七天內正在休假的人士及失業人士除外。料理家務者、退休人士及十五歲以下的人士(例如學生)等均包括在內。

2.5 就業人口包括所有在統計前七天內有做工賺取薪酬或利潤或有一份正式工作的十五歲及以上的人士。

2.6 就業不足人口包括在統計前七天內在非自願情況下工作少於三十五小時，而在統計前三十天內有找尋更多工作，或即使不是找尋工作，但在統計前七天內可擔任更多工作的就業人士。根據此定義，因工作量不足而在統計前七天內放取無薪假期的就業人士，若在該七天期間內工作少於三十五小時甚或全段期間都在休假，亦會界定為就業不足人士。就業不足人口為就業人口的一部分。

2.7 失業人口由所有失業人士構成。一名十五歲或以上人士符合下列情況，便界定為失業人士：

- (a) 在統計前七天內並無職位，且並無為賺取薪酬或利潤而工作；**及**
- (b) 在統計前七天內隨時可工作；**及**
- (c) 在統計前三十天內有找尋工作。

2.2 Individuals in the population can be divided into two main groups according to their economic activity status, viz. the economically active population and the economically inactive population.

2.3 The *economically active population*, synonymous with the *labour force*, comprises the employed population and the unemployed population. The labour force participation rate refers to the proportion of labour force in the population aged 15 and over. This is a measure of the propensity of persons of working age to be in the labour force.

2.4 The *economically inactive population* is made up of those persons who have not had a job and have not been at work during the seven days before enumeration, excluding persons who have been on leave/holiday during the seven-day period and persons who are unemployed. Persons such as home-makers, retired persons and those below the age of 15 (e.g. students) are thus included.

2.5 The *employed population* consists of those persons aged 15 and over who have been at work for pay or profit during the seven days before enumeration or have had formal job attachment.

2.6 The *underemployed population* comprises those employed persons who have involuntarily worked less than 35 hours during the seven days before enumeration and have sought additional work during the thirty days before enumeration, or have not sought but have been available for additional work during the seven days before enumeration. Following this definition, employed persons taking no-pay leave due to slack work during the seven days before enumeration are also classified as underemployed if they worked less than 35 hours or were on leave even for the whole period during the seven-day period. The underemployed population is a part of the employed population.

2.7 The *unemployed population* comprises all unemployed persons. For a person aged 15 or over to be classified as unemployed, that person should:

- (a) not have had a job and should not have performed any work for pay or profit during the seven days before enumeration; **and**
- (b) have been available for work during the seven days before enumeration; **and**
- (c) have sought work during the thirty days before enumeration.

不過，一名十五歲或以上的人士，如果他/她符合上述(a)和(b)的條件，但沒有在統計前三十天內找尋工作的原因為相信沒有工作可做，則仍會被界定為失業，即所謂「因灰心而不求職的人士」。

2.8 失業率是指失業人士在勞動人口中所佔的比例。計算方法是將失業人數除以勞動人口數目，再乘以 100%。

2.9 綜合住戶統計調查採用了結構完善的問卷以搜集所需的數據，從而客觀和準確地界定被訪者的經濟活動身分。

2.10 有一點要留意，在綜合住戶統計調查中，並沒有使用如「家庭主婦」和「退休人士」之類的通稱。進行統計調查時，所用的問卷採用了一連串嚴謹而客觀的問題，以搜集所需的數據，從而界定一名受訪人士是否失業人士。一名人士若全時間在家中料理家務，則不包括在勞動人口中(即「非從事經濟活動」)，亦不會被界定為「就業」或「失業」。另一方面，若一名已婚的女士，身分雖然屬於一般所稱的「家庭主婦」，但隨時可工作及正積極地找尋工作，按照定義，她會被界定為「失業人士」。

2.11 在非從事經濟活動人士中，有些人士若「遇上」對其有利的工作條件時(例如酬金符合他們的期望、工作時間有足夠彈性或工作地點接近居所)，才會考慮投入勞動人口。但是，他們個別的意願未必符合本地勞工市場的一般情況。根據國際標準，雖然他們有工作意欲，但仍應界定為非從事經濟活動人士。然而，這些人士雖不屬失業人口的一部分，但是有關這些人士的統計數字仍是有用的統計資料。以香港而言，政府統計處可提供一些關於這方面的統計數字。(備註：讀者可參考本處出版的第十四號、第十九號、第二十六號及第三十一號社會統計專題報告書。)

However, if a person aged 15 or over fulfils the conditions (a) and (b) above but has not sought work during the thirty days before enumeration because he/she believes that work is not available, he/she is still classified as unemployed, being regarded as a so-called “discouraged worker”.

2.8 *Unemployment rate* refers to the proportion of unemployed persons in the labour force. It is computed by dividing the number of unemployed persons by the size of the labour force and multiplying the quotient by 100%.

2.9 A well-structured questionnaire is adopted in the GHS to collect the required data for classifying the economic activity status of the respondents objectively and accurately.

2.10 It should be noted that generic terms like “housewife” and “retired person” are not used in the GHS. In conducting the survey, the questionnaire adopted contains a series of rigorous and objective questions in order to collect the required data for classifying whether a person being enquired is unemployed or not. If a person is engaged in household work on a full time basis at home, this person is outside the labour force (i.e. being “economically inactive”) and he/she will not be classified as “employed” or “unemployed”. On the other hand, if a married female regards herself as the so-called “housewife” but is available for work and is actively seeking work, she is classified as “unemployed” in accordance with the definition.

2.11 There are also cases that among the economically inactive persons, some might consider entering the labour force only if they “encounter” jobs with terms favourable to their own situations (e.g. remuneration meeting their own expectation, working hours with adequate flexibility or workplace near home). However, their specific wishes may not be commensurate with prevailing local conditions in the labour market. According to international standard, such persons should still be classified as economically inactive, despite the fact that they have some desire for work. Although such persons do not form part of the unemployed population, statistics on them are useful information in their own right. In the case of Hong Kong, some relevant statistics are available in the Census and Statistics Department. (Note: Reference could be made to the Special Topics Report No. 14, No. 19, No. 26 and No. 31 published by the department.)

2.12 有一點亦要留意，「失業」所指的是一種狀態，而並非「失去職業」的事件（例如遭解僱或遣散，或因其他理由而離職）。故此，一些被解僱或因其他理由離職的人士，若在很短期間內已轉為從事另一份工作，雖然他們在有關期間內曾經歷「失去職業」的事件，但根據定義，他們在統計時並不算在失業人口內。

2.13 由於失業率受季節性變異(包括首次求職人士所導致的季節性差異、假期影響及業務的季節性起伏)的影響，故政府統計處已採用「X-11 自迴歸-求和-移動平均」方法就其季節性變異作出調整。經季節性調整的失業率，更能確切反映失業的趨勢，以便對失業率作不同時間的比較。在本文中，載列於第三節的整體失業率已經季節性調整，而載列於第四節的按選定特徵分析的失業率，由於數據的局限，則是不經季節性調整。

2.14 有關綜合住戶統計調查所涉及的資料項目及其相關的概念和定義的更詳細資料，刊載於「綜合住戶統計調查按季統計報告書」。

3. 整體失業率的變動趨勢

3.1 一九九七年後期，香港經濟向下調整，失業率由九七年的 2.2%急升至九八年的 4.7%及九九年的 6.2%。隨着香港經濟於九九年後期復蘇，香港的勞工市場在二零零零年顯著改善，失業率下降至 4.9%。然而，由於二零零一年上半年外圍經濟放緩，失業率在二零零一年轉趨上升，並升至 5.1%。在勞工市場進一步放緩的情況下，失業率隨後更顯著上升至二零零二年的 7.3%及二零零三年的 7.9%。

3.2 二零零三年失業率的轉變是勞動人口增長和就業人口增長的總結果。由於二零零三年

2.12 It should also be noted that “unemployment” refers to a state of affairs, but not the events of “losing a job” like dismissal or lay-off or having left a job for other reasons. Thus, for persons who have been dismissed from their jobs or who have left their jobs for certain reasons, but have managed to take up another job within a short period of time, they should not be counted in the unemployed population by definition at the time of enumeration, even though they have experienced the event of “losing a job” during the period concerned.

2.13 As unemployment rate is subject to seasonal variations (such as seasonal variations in the number of first-time job-seekers, holiday effects and seasonal ups and downs in business activities), the Census and Statistics Department has adopted the X-11 ARIMA method to seasonally adjust the unemployment rate. The seasonally adjusted unemployment rate so compiled can better reflect the underlying trend of unemployment and facilitate the comparison of unemployment rates over time. In this article, seasonal adjustment has been applied to the overall unemployment rates presented in Section 3, while those unemployment rates analysed by selected characteristics as presented in Section 4 are not seasonally adjusted because of data limitation.

2.14 Greater details on the GHS data items and their corresponding concepts and definitions are given in the “Quarterly Report on General Household Survey”.

3. Trend of Changes in the Overall Unemployment Rate

3.1 In late 1997, the Hong Kong economy experienced a downward adjustment. The unemployment rate increased sharply from 2.2% in 1997 to 4.7% in 1998 and further to 6.2% in 1999. Following the economic recovery in late 1999, the labour market of Hong Kong improved significantly in 2000. The unemployment rate dropped to 4.9%. However, the unemployment rate reversed to a rising trend with the slow-down in external economy in the first half of 2001, and reached 5.1% in 2001. As the labour market further slackened, the unemployment rate then increased significantly to 7.3% in 2002 and 7.9% in 2003 respectively.

3.2 Changes in the unemployment rate in 2003 were the resultant effect of labour force growth and employment growth. Owing to the increase in the

上半年勞動人口增加及自二零零三年三月嚴重急性呼吸系統綜合症爆發對就業情況造成負面影響，經季節性調整的失業率由二零零三年第一季的 7.5% 大幅上升至二零零三年五月至七月的 8.7%。在二零零三年下半年勞動人口轉為下降，以及在二零零三年後期整體就業人數在訪港旅遊業及本地消費復蘇的帶動下大幅回升，因此經季節性調整的失業率由二零零三年六月至八月開始下降，並逐步回落至二零零三年第四季的 7.3%。(表一)

size of labour force in the early half of 2003 and the adverse impact on employment brought about by the SARS outbreak since March 2003, the seasonally adjusted unemployment rate increased substantially from 7.5% in Q1 2003 to 8.7% in May-July 2003. The labour force reversed to a declining trend in the second half of 2003, while total employment picked up drastically towards the end of 2003 consequential to the rebounds in inbound tourism and local consumer spending. As a result, the seasonally adjusted unemployment rate began to decrease in June-August 2003 and progressively fell to 7.3% in Q4 2003. (Table 1)

表一 勞動人口、就業人口及經季節性調整的失業率
Table 1 Labour Force, Employed Persons and Seasonally Adjusted Unemployment Rate

期間 Period	勞動人口	就業人口	經季節性調整的失業率
	Labour force	Employed persons	Seasonally adjusted unemployment rate
	人數 Number	人數 Number	百分率 Percentage (%)
1-3/2003	3 503 500 (0.1%)	3 243 700 (\$)	7.5
2-4/2003	3 505 500 (0.1%)	3 231 800 (-0.4%)	7.8
3-5/2003	3 516 500 (0.3%)	3 229 200 (-0.1%)	8.3
4-6/2003	3 519 500 (0.1%)	3 219 400 (-0.3%)	8.6
5-7/2003	3 510 800 (-0.2%)	3 201 500 (-0.6%)	8.7
6-8/2003	3 510 700 (\$)	3 201 300 (\$)	8.6
7-9/2003	3 492 000 (-0.5%)	3 194 800 (-0.2%)	8.3
8-10/2003	3 484 600 (-0.2%)	3 202 600 (0.2%)	8.0
9-11/2003	3 481 700 (-0.1%)	3 217 300 (0.5%)	7.5
10-12/2003	3 488 500 (0.2%)	3 235 300 (0.6%)	7.3

註釋：(1) 括號內的數字為與對上三個月期間比較的變動百分比。

§ 少於 +/- 0.05%。

Notes: (1) Figures in brackets are the percentage changes over the preceding three-month period.

§ Less than +/- 0.05%.

4. 二零零三年的失業率轉變的分析

性別

4.1 二零零三年男性及女性的失業率(不經季節性調整)轉變的趨勢大致相同。然而,男性的失業率由二零零三年第一季的 8.7%下降至二零零三年第四季的 8.4%,在同期間,女性的失業率則維持在 5.8%,兩性間的失業率差距因而收窄。而女性在整體失業人口所佔的比例,在同期間亦由 34.3%上升至 35.3%,在二零零三年,男性及女性的平均失業率分別為 9.3%及 6.2%。(表二)

4. Analysis of Changes in the Unemployment Rate in 2003

Sex

4.1 The changes in the unemployment rates (not seasonally adjusted) for males and females followed a broadly similar trend. However, the unemployment rate for males decreased from 8.7% in Q1 2003 to 8.4% in Q4 2003 while that for females remained unchanged at 5.8% over the same period. In consequence, the difference in unemployment rate between the two sexes narrowed. The proportion of females in the total unemployed population also increased from 34.3% to 35.3% over the same period. In 2003, the average unemployment rate for males and females were 9.3% and 6.2% respectively. (Table 2)

表二 二零零三年按性別劃分的失業統計數字
Table 2 Unemployment Statistics by Sex, 2003

期間 Period	男 Male		女 Female		合計 Overall	
	人數 Number ('000)	比率 ⁽¹⁾ Rate ⁽¹⁾ (%)	人數 Number ('000)	比率 ⁽¹⁾ Rate ⁽¹⁾ (%)	人數 Number ('000)	比率 ⁽¹⁾ Rate ⁽¹⁾ (%)
第一季 Q1	170.8	8.7	89.0	5.8	259.8	7.4
第二季 Q2	199.7	10.1	100.3	6.5	300.0	8.5
第三季 Q3	192.4	9.8	104.9	6.9	297.3	8.5
第四季 Q4	163.8	8.4	89.4	5.8	253.2	7.3
全年 Whole year	181.7	9.3	95.9	6.2	277.6	7.9

註釋 : (1) 指有關組別的失業率(不經季節性調整)。

Notes : (1) Unemployment rate (not seasonally adjusted) in the respective groups.

(2) 全年數字是指二零零三年四季的數字的平均數。

(2) Figures for the whole year are averages of the figures for the four quarters of 2003.

年齡組別

4.2 按年齡分析,在二零零三年,十五至十九歲及五十至五十九歲年齡組別人士受失業的影響似乎最大。十五至十九歲年齡組別人士的失業率(不經季節性調整)因新一批離校人士及畢業生在暑假後期進入勞工市場,在二零零三年第三季升至 36.1%的高水平。可能由於這兩個年齡組別的人士的工作技能較低,所以當勞工市場放緩時,他們較難找到工作。此外,在二零零三年第四季,五十至五十九歲及六十歲及以上年齡組別人士的失業率仍較二零零三年第二季的為高,反映這些年齡組別人士所面對的失業問題,並沒有因二零零三年後期整體失業情況的改善而得到紓緩。(表三)

Age Group

4.2 Analysed by age, persons in the 15-19 age group and the 50-59 age group seemed to be hardest hit by unemployment in 2003. The unemployment rate (not seasonally adjusted) for the former surged to 36.1% in Q3 2003 as the new batch of school leavers and fresh graduates entered the labour market in the late summer months. Apparently, the persons in these two age groups had greater difficulty in finding jobs under the slack labour market conditions, probably on account of their limited work skills. Besides, the unemployment rates for persons in the 50-59 age group and the 60 and over age group were higher in Q4 2003 as compared to Q2 2003, reflecting that the unemployment problem for persons in these age groups did not ease off despite the improvement in the overall unemployment situation towards the end of the year. (Table 3)

表三 二零零三年按年齡組別劃分的失業統計數字
Table 3 Unemployment Statistics by Age Group, 2003

年齡組別 Age group	千人 Thousands				
	第一季 Q1	第二季 Q2	第三季 Q3	第四季 Q4	全年 Whole year
15 – 19	20.1 (26.9%)	23.1 (32.8%)	26.4 (36.1%)	16.8 (24.9%)	21.6 (30.2%)
20 – 29	60.1 (7.8%)	73.9 (9.6%)	79.8 (10.5%)	53.9 (7.2%)	66.9 (8.8%)
30 – 39	59.3 (5.7%)	67.7 (6.5%)	61.6 (6.1%)	57.5 (5.7%)	61.5 (6.0%)
40 – 49	72.4 (7.2%)	81.4 (8.0%)	76.2 (7.4%)	68.3 (6.6%)	74.6 (7.3%)
50 – 59	43.8 (8.7%)	47.9 (9.4%)	49.5 (9.7%)	50.5 (9.6%)	47.9 (9.4%)
60 歲及以上 60 and over	4.1 (3.6%)	6.0 (5.3%)	3.8 (3.6%)	6.1 (5.6%)	5.0 (4.5%)
合計 Overall	259.8 (7.4%)	300.0 (8.5%)	297.3 (8.5%)	253.2 (7.3%)	277.6 (7.9%)

註釋：(1) 粗字體的數字為失業人數(以千人計)。括號內數字則為相應的失業率(不經季節性調整)[指在有關的組別內，失業人士在該組別的勞動人口中所佔的比例]。

(2) 全年數字是指二零零三年四季的數字的平均數。

Notes: (1) Figures in bold type refer to the number of unemployed persons (in thousands). Figures in brackets are the corresponding unemployment rates (not seasonally adjusted) [i.e. the proportion of unemployed persons in the labour force in the respective groups].

(2) Figures for the whole year are averages of the figures for the four quarters of 2003.

教育程度

4.3 在二零零三年第一季及二零零三年第二季期間，具小學教育程度人士的失業率(不經季節性調整)的升幅最大。就未受教育/具幼稚園教育程度的人士而言，雖然整體失業情況在二零零三年後期有所改善，這些人士的失業情況仍未見好轉，其失業率由二零零三年第一季的10.2%明顯上升至二零零三年第二季的12.3%。這些數字顯示具較低教育程度人士在失業情況轉差時一般較受影響，這情況可能是由於香港在經濟轉型下對非技術工人的需求下降所致。(表四)

Educational Attainment

4.3 The unemployment rate (not seasonally adjusted) for those persons with primary education showed the largest increase between Q1 2003 and Q2 2003. For persons with no schooling/kindergarten education, their unemployment situation worsened despite the improvement in the overall unemployment situation towards the end of 2003. Their unemployment rate increased distinctly from 10.2% in Q1 2003 to 12.3% in Q2 2003. These figures indicated that persons with lower education attainment were generally more vulnerable at times of rising unemployment, probably attributed to the diminishing demand for unskilled workers in the labour market amidst the restructuring of the Hong Kong economy. (Table 4)

表四 二零零三年按教育程度劃分的失業統計數字
Table 4 Unemployment Statistics by Educational Attainment, 2003

教育程度 Educational attainment	第一季 Q1	第二季 Q2	第三季 Q3	第四季 Q4	全年 Whole year
未受教育/幼稚園 No schooling/kindergarten	4.6 (10.2%)	4.8 (10.7%)	4.4 (10.1%)	5.5 (12.3%)	4.8 (10.9%)
小學 Primary	54.9 (10.6%)	63.9 (12.5%)	59.9 (11.8%)	52.7 (10.5%)	57.9 (11.3%)
中學/預科 Secondary/matriculation	164.4 (8.3%)	189.8 (9.4%)	182.2 (9.1%)	158.0 (7.9%)	173.6 (8.7%)
專上教育 Tertiary	35.9 (3.8%)	41.5 (4.4%)	50.8 (5.5%)	36.9 (3.9%)	41.3 (4.4%)
- 非學位 Non-degree	17.0 (4.9%)	18.8 (5.5%)	23.0 (6.9%)	17.0 (5.2%)	19.0 (5.6%)
- 學位 Degree	18.9 (3.1%)	22.6 (3.8%)	27.8 (4.7%)	19.9 (3.3%)	22.3 (3.7%)
合計 Overall	259.8 (7.4%)	300.0 (8.5%)	297.3 (8.5%)	253.2 (7.3%)	277.6 (7.9%)

註釋：(1) 粗字體的數字為失業人數(以千人計)。括號內數字則為相應的失業率(不經季節性調整) [指在有關的組別內，失業人士在該組別的勞動人口中所佔的比例]。

(2) 全年數字是指二零零三年四季的數字的平均數。

(3) 中學教育程度包括具中一至中五教育程度的人士，而預科教育程度則包括具中六及中七教育程度的人士。

Notes: (1) Figures in bold type refer to the number of unemployed persons (in thousands). Figures in brackets are the corresponding unemployment rates (not seasonally adjusted) [i.e. the proportion of unemployed persons in the labour force in the respective groups].

(2) Figures for the whole year are averages of the figures for the four quarters of 2003.

(3) Secondary educational attainment includes persons with Secondary 1 to Secondary 5 educational attainment while matriculation educational attainment includes persons with Secondary 6 to Secondary 7 educational attainment.

以前從事的行業

4.4 有關各行業的失業率(不經季節性調整)反映從事個別行業人士失業的嚴重程度。但是，在計算有關按行業劃分的失業率的分子和分母時，要注意兩點：(i)失業人士是按其以前從事的行業劃分，該行業跟他們日後將從事工作的行業未必相同；及(ii)沒有首次求職人士和重新加入勞動人口的失業人士以前從事行業的資料。因此，按行業劃分的失業率不能與整體失業率作嚴謹比較，同時亦須謹慎闡釋。上述詮釋亦適用於下文有關「以前從事的職業」的分析(第4.6段)。

Previous Industry

4.4 The unemployment rates (not seasonally adjusted) by industry reflect the degree of severity of unemployment in respect of persons engaged in individual industries. However, two points have to be noted in deriving both the numerator and the denominator regarding unemployment rates by industry: (i) unemployed persons are classified according to their previous industry which may not necessarily be the one which they will enter subsequently; and (ii) there is no information on previous industry in respect of first-time job-seekers and re-entrants into the labour force who are unemployed. Such rates are therefore not strictly comparable to the overall unemployment rate and should be interpreted with caution. These remarks are also applicable to the analysis on "previous occupation" below (paragraph 4.6).

4.5 在二零零三年，以前從事建造業的失業人士有最高的平均失業率(19.0%)。然而，這些人士在二零零三年第四季(不經季節性調整) (17.7%)已低於二零零三年第一季(18.9%)的水平，顯示建造業的失業情況在二零零三年後期已有改善。此外，在外貿表現強勁及訪港旅遊業和本地消費復蘇的情況下，以前從事批發、零售、進出口貿易、飲食及酒店業的失業人數及失業率，在二零零三年第四季相對於二零零三年第一季期間，亦明顯下降。(表五)

4.5 Unemployed persons with a previous job in the construction sector had the highest average unemployment rate (19.0%) in 2003. Nevertheless, the unemployment rate (not seasonally adjusted) for these persons was lower in Q4 2003 (17.7%) as compared with Q1 2003 (18.9%), indicating some improvement in the unemployment situation in the construction sector towards the end of 2003. Besides, the number of unemployed persons with a previous job in the wholesale, retail and import/export trades, restaurants and hotels sector and the corresponding unemployment rate also showed a noticeable decrease in Q4 2003 as compared with Q1 2003, amidst the strong performance in external trade and the rebounds in inbound tourism and local consumer spending. (Table 5)

表五 二零零三年按以前從事的行業劃分的曾工作的失業人數⁽¹⁾
Table 5 Unemployed Persons with a Previous Job⁽¹⁾ by Previous Industry, 2003

以前從事的行業 Previous industry	千人 Thousands				
	第一季 Q1	第二季 Q2	第三季 Q3	第四季 Q4	全年 Whole year
製造業 Manufacturing	22.9 (7.3%)	25.5 (8.4%)	21.1 (7.3%)	20.3 (7.5%)	22.4 (7.6%)
建造業 Construction	64.2 (18.9%)	64.2 (19.7%)	64.1 (19.6%)	56.7 (17.7%)	62.3 (19.0%)
批發、零售、進出口貿易、飲食及酒店業 Wholesale, retail and import/export trades, restaurants and hotels	85.8 (7.9%)	98.3 (9.1%)	93.8 (8.7%)	76.3 (7.0%)	88.5 (8.2%)
運輸、倉庫及通訊業 Transport, storage and communications	22.2 (6.1%)	28.8 (7.6%)	22.9 (6.2%)	22.7 (6.1%)	24.1 (6.5%)
金融、保險、地產及商用服務業 Financing, insurance, real estate and business services	21.6 (4.5%)	27.7 (5.6%)	27.1 (5.4%)	26.4 (5.2%)	25.7 (5.2%)
社區、社會及個人服務業 Community, social and personal services	25.4 (2.9%)	33.1 (3.7%)	32.8 (3.7%)	30.4 (3.5%)	30.4 (3.5%)
其他 Others	0.9 (3.5%)	0.8 (3.2%)	0.8 (3.2%)	0.4 (1.5%)	0.7 (2.8%)
合計 Overall	242.8 -	278.4 -	262.5 -	233.2 -	254.2 -

註釋：(1) 不包括首次求職人士及重新加入勞動人口的失業人士，因為沒有關於他們以前從事行業的資料。

(2) 粗字體的數字為失業人數(以千人計)。括號內數字指在以前從事某一特定行業組別的人士的失業率(不經季節性調整) [例如：在二零零三年，以前從事製造業的人士的平均失業率為7.6%]。

(3) 全年數字是指二零零三年四季的數字的平均數。

Notes: (1) Not including first-time job-seekers and re-entrants into the labour force who were unemployed as information on previous industry of these persons is not available.

(2) Figures in bold type refer to the number of unemployed persons (in thousands). Figures in brackets are the unemployment rates (not seasonally adjusted) in respect of persons engaged in the specified previous industry groups [e.g. the average unemployment rate for those who had previously been in the manufacturing sector was 7.6% in 2003].

(3) Figures for the whole year are averages of the figures for the four quarters of 2003.

以前從事的職業

4.6 在二零零三年第一季至第三季期間，以前曾任職經理及行政級人員的失業人數和失業率(不經季節性調整)，大致保持穩定，但在二零零三年第四季則明顯上升。相反，以前從事其他職業組別(如專業人員、輔助專業人員等)的失業人數和失業率，在二零零三年第二季因受嚴重急性呼吸系統綜合症爆發的負面影響而急升後，在二零零三年後期一般均見下降，尤其是以前從事服務工作及商店銷售人員的失業人數有較大的跌幅。(表六)

Previous Occupation

4.6 The number of unemployed persons and the corresponding unemployment rate (not seasonally adjusted) for those who previously worked as managers and administrators remained stable during Q1 2003 to Q3 2003, but increased distinctly in Q4 2003. In contrast, unemployed persons who previously worked in other occupation categories (such as professionals, associate professionals, etc.) generally showed some decreases towards the end of 2003, after the rapid increases in Q2 2003 amidst the adverse impact of the SARS outbreak, particularly for those who previously worked as service workers and shop sales workers. (Table 6)

表六 二零零三年按以前從事的職業劃分的曾工作的失業人數⁽¹⁾
Table 6 Unemployed Persons with a Previous Job⁽¹⁾ by Previous Occupation, 2003

以前從事的職業 Previous occupation	第一季 Q1	第二季 Q2	第三季 Q3	第四季 Q4	全年 Whole year
經理及行政級人員 Managers and administrators	5.9 (2.1%)	6.2 (2.2%)	5.9 (2.2%)	8.2 (3.0%)	6.5 (2.4%)
專業人員 Professionals	4.7 (2.2%)	5.9 (2.8%)	5.6 (2.8%)	3.6 (1.8%)	4.9 (2.4%)
輔助專業人員 Associate professionals	26.6 (4.3%)	30.1 (4.9%)	28.3 (4.6%)	22.0 (3.7%)	26.7 (4.4%)
文員 Clerks	28.0 (5.0%)	31.2 (5.4%)	31.9 (5.8%)	29.3 (5.2%)	30.1 (5.4%)
服務工作及商店銷售人員 Service workers and shop sales workers	51.7 (9.4%)	66.2 (12.3%)	57.9 (10.8%)	47.3 (8.7%)	55.8 (10.3%)
工藝及有關人員 Craft and related workers	54.1 (16.2%)	53.7 (16.3%)	52.8 (16.1%)	49.2 (15.3%)	52.4 (16.0%)
機台及機器操作員及裝配員 Plant and machine operators and assemblers	17.0 (6.8%)	19.2 (7.3%)	18.4 (7.1%)	17.0 (6.7%)	17.9 (7.0%)
非技術工人 Elementary occupations	54.5 (8.0%)	65.9 (9.6%)	61.2 (8.9%)	56.2 (8.1%)	59.4 (8.7%)
其他 Others	0.4 (4.6%)	0.1 (1.6%)	0.5 (6.8%)	0.3 (3.6%)	0.3 (4.2%)
合計 Overall	242.8 -	278.4 -	262.5 -	233.2 -	254.2 -

註釋：(1) 不包括首次求職人士及重新加入勞動人口的失業人士，因為沒有關於他們以前從事職業的資料。

(2) 粗字體的數字為失業人數(以千人計)。括號內數字指在以前從事某一特定職業組別的人士的失業率(不經季節性調整) [例如：在二零零三年，以前曾任職輔助專業人員的人士的平均失業率為4.4%]。

(3) 全年數字是指二零零三年四季的數字的平均數。

Notes: (1) Not including first-time job-seekers and re-entrants into the labour force who were unemployed as information on previous occupation of these persons is not available.

(2) Figures in bold type refer to the number of unemployed persons (in thousands). Figures in brackets are the unemployment rates (not seasonally adjusted) in respect of persons engaged in the specified previous occupation groups [e.g. the average unemployment rate for those who had previously been associate professionals was 4.4% in 2003].

(3) Figures for the whole year are averages of the figures for the four quarters of 2003.

二零零四年一月至四月刊載的專題文章目錄

List of Feature Articles Published during January to April 2004

月份	文章題目	Month	Title of Article
1	(i) 香港的銀行業	1	(i) The banking industry in Hong Kong
	(ii) 遞交電子貿易文件的最新發展		(ii) Latest development in electronic submission of trade documents
	(iii) 二零零一年單親人士概況剖析		(iii) A profile of single parents, 2001
2	(i) 吸煙情況	2	(i) Pattern of smoking
	(ii) 鐵柵內的人口		(ii) Population behind bars
	(iii) 2001至2002年工商業的創新活動統計數字		(iii) Statistics on innovation activities in the business sector, 2001 - 2002
3	(i) 電子產品及電子行業統計數字	3	(i) Statistics on electronic products and the electronics industry
	(ii) 消費物價指數及其在一九九四至二零零三年間的變動情況		(ii) Consumer Price Index and its movements during 1994 - 2003
	(iii) 對外直接投資統計		(iii) External direct investment statistics
	(iv) 二零零二年香港經濟的四大支柱行業		(iv) The four pillar industries in the Hong Kong economy for 2002
4	(i) 二零零三年就業綜合估計數字	4	(i) Composite employment estimates 2003
	(ii) 二零零三年失業率的走勢		(ii) The movement of the unemployment rate in 2003
	(iii) 按運輸方式分析的香港對外商品貿易		(iii) Analysis of Hong Kong's external merchandise trade by mode of transport
	(iv) 進出口貨品價格統計調查		(iv) Specification price survey of imports and exports

二零零四年五月至八月
政府統計處定期性統計數據發布日期一覽表
Schedule for Issuing Regular Releases of Statistical Data by
the Census and Statistics Department, May - August 2004

每年九月底，本處會向傳媒公布翌年定期性統計數據新聞發布的詳細時間表。本附錄載列未來四個月
 的發布日期。數據於發布日期下午四時十五分向傳媒公布。有關的新聞公布於稍後時間列載於政
 府統計處的網站上，網址是 <http://www.info.gov.hk/censtatd/>。發布日期下午四時十五分後致電本處，
 亦可查詢有關統計數據。

The date schedule for issuing regular press releases of statistical data in the ensuing year is issued to the mass
 media in end September of each year. This Annex gives the schedule for the coming four months. Data
 are issued to the media at 4:15 p.m. on the date of release. The press releases are posted shortly afterwards
 on the Department's website (Address-<http://www.info.gov.hk/censtatd/>). Telephone enquiries may also be
 made to the Department after 4:15 p.m. on the release date.

統計數據 Statistical Data	發布日期 (日/月/年) Release Date (DD/MM/YYYY)
人口統計 Population Statistics	
1. 二零零四年年中人口數字 Mid-year population for 2004 <i>查詢電話 Enquiry Telephone Number</i> 2716 8044	17.08.2004
勞工統計 Labour Statistics	
1. 失業及就業不足統計 Unemployment and Underemployment Statistics 二零零四年二月至四月 February- April 2004 18.05.2004 二零零四年三月至五月 March - May 2004 17.06.2004 二零零四年四月至六月 April - June 2004 20.07.2004 二零零四年五月至七月 May - July 2004 19.08.2004 <i>查詢電話 Enquiry Telephone Number</i> 2887 5506	
2. 就業及空缺統計 Employment and Vacancies Statistics 二零零四年三月 March 2004 24.06.2004 <i>查詢電話 Enquiry Telephone Number</i> 2582 4751	
3. 薪金總額及工資統計 Payroll and Wage Statistics 二零零四年第一季 1st Quarter 2004 29.06.2004 <i>查詢電話 Enquiry Telephone Number</i> 2887 5584	
對外貿易統計 External Trade Statistics	
1. 對外商品貿易總計數字 External Merchandise Trade Aggregate Figures 二零零四年四月 April 2004 27.05.2004 二零零四年五月 May 2004 28.06.2004 二零零四年六月 June 2004 26.07.2004 二零零四年七月 July 2004 26.08.2004 <i>查詢電話 Enquiry Telephone Number</i> 2582 5041	
2. 按國家/地區及貨品分析的對外商 品貿易統計 External Merchandise Trade Statistics Classified by Country/Territory and Commodity 二零零四年三月 March 2004 04.05.2004 二零零四年四月 April 2004 01.06.2004 二零零四年五月 May 2004 02.07.2004 二零零四年六月 June 2004 02.08.2004 <i>查詢電話 Enquiry Telephone Number</i> 2582 5041	

對外貿易統計 (續)

External Trade Statistics (Cont'd)

3.	對外商品貿易貨量及價格統計	Volume and Price Statistics of External Merchandise Trade	
	二零零四年三月	March 2004	24.05.2004
	二零零四年四月	April 2004	24.06.2004
	二零零四年五月	May 2004	23.07.2004
	二零零四年六月	June 2004	24.08.2004
	查詢電話 Enquiry Telephone Number 2582 4914		
4.	按產品所屬工業劃分的本港製造業 產品出口統計	Domestic Export Statistics Classified by Industrial Origin	
	二零零四年第一季	1st Quarter 2004	11.05.2004
	二零零四年第二季	2nd Quarter 2004	10.08.2004
	查詢電話 Enquiry Telephone Number 2805 6641		
5.	船隻、港口貨物及貨櫃統計	Statistics on Vessels, Port Cargo and Containers	
	二零零四年第一季	1st Quarter 2004	11.06.2004
	查詢電話 Enquiry Telephone Number 2582 4889		
6.	涉及外發中國內地加工貿易統計	Statistics on Trade Involving Outward Processing in the Mainland of China	
	二零零四年第一季	1st Quarter 2004	24.06.2004
	查詢電話 Enquiry Telephone Number 2565 7446		

物價統計

Price Statistics

1.	消費物價指數	Consumer Price Index	
	二零零四年四月	April 2004	21.05.2004
	二零零四年五月	May 2004	21.06.2004
	二零零四年六月	June 2004	23.07.2004
	二零零四年七月	July 2004	23.08.2004
	查詢電話 Enquiry Telephone Number 2805 6401		

國民收入及國際收支平衡統計

National Income and Balance of Payments Statistics

1.	本地生產總值	Gross Domestic Product	
	二零零四年第一季 ⁽¹⁾	1st Quarter 2004 ⁽¹⁾	28.05.2004
	二零零四年第二季 ⁽²⁾	2nd Quarter 2004 ⁽²⁾	27.08.2004
	查詢電話 Enquiry Telephone Number 2582 4787		

註：(1) 財經事務及庫務局經濟分析部發布有關二零零四年第一季經濟報告及二零零四年全年本地生產總值暨物價預測第一次修訂的新聞稿時，二零零四年第一季本地生產總值亦於該新聞稿中發布。政府統計處不會在當日就本地生產總值另發新聞稿。

(2) 財經事務及庫務局經濟分析部發布有關二零零四年半年經濟報告及二零零四年全年本地生產總值暨物價預測第二次修訂的新聞稿時，二零零四年第二季本地生產總值亦於該新聞稿中發布。政府統計處不會在當日就本地生產總值另發新聞稿。

Notes: (1) The Economic Analysis Division of the Financial Services and the Treasury Bureau will issue a press release on the First Quarter Economic Report 2004 and first update of GDP and prices forecasts for 2004 as a whole. The GDP for the first quarter of 2004 will also be released there. No separate press release on the GDP will be issued by the Census and Statistics Department on that day.

(2) The Economic Analysis Division of the Financial Services and the Treasury Bureau will issue a press release on the Half-yearly Economic Report 2004 and second update of GDP and prices forecasts for 2004 as a whole. The GDP for the second quarter of 2004 will also be released there. No separate press release on the GDP will be issued by the Census and Statistics Department on that day.

國民收入及國際收支平衡統計 (續)

National Income and Balance of Payments Statistics (Cont'd)

2.	以固定價格計算按經濟活動劃分的 按季本地生產總值 二零零四年第一季 查詢電話 Enquiry Telephone Number	Quarterly Constant Price Gross Domestic Product by Economic Activity 1st Quarter 2004 2116 5188	28.06.2004
3.	本地居民生產總值及對外要素收益 流動數字 二零零四年第一季 查詢電話 Enquiry Telephone Number	Gross National Product and External Factor Income Flows 1st Quarter 2004 2116 5101	18.06.2004
4.	國際收支平衡統計 二零零四年第一季 查詢電話 Enquiry Telephone Number	Balance of Payments Statistics 1st Quarter 2004 2116 8660	29.06.2004
5.	國際投資頭寸統計 二零零三年 查詢電話 Enquiry Telephone Number	International Investment Position Statistics 2003 2116 8660	17.06.2004

其他各類統計

Various Other Types of Statistics

1.	零售業銷貨額統計 二零零四年三月 二零零四年四月 二零零四年五月 二零零四年六月 查詢電話 Enquiry Telephone Number	Retail Sales Statistics March 2004 April 2004 May 2004 June 2004 2802 1367	07.05.2004 07.06.2004 08.07.2004 06.08.2004
2.	工業生產指數和製造業生產者 價格指數 二零零四年第一季 查詢電話 Enquiry Telephone Number	Quarterly Index of Industrial Production and Quarterly Producer Price Indices for Manufacturing Industries 1st Quarter 2004 2805 6641	17.06.2004
3.	建造工程完成量統計 二零零四年第一季 查詢電話 Enquiry Telephone Number	Construction Output Statistics 1st Quarter 2004 2805 6424	18.06.2004
4.	食肆的收入及購貨額統計 二零零四年第一季 二零零四年第二季 查詢電話 Enquiry Telephone Number	Restaurant Receipts and Purchases Statistics 1st Quarter 2004 2nd Quarter 2004 2802 1367	17.05.2004 13.08.2004
5.	服務行業按季業務收益指數 二零零四年第一季 查詢電話 Enquiry Telephone Number	Quarterly Business Receipts Indices for Service Industries 1st Quarter 2004 2802 1269	18.06.2004
6.	按季業務展望統計調查結果 二零零四年第二季 二零零四年第三季 查詢電話 Enquiry Telephone Number	Results of the Quarterly Business Tendency Survey 2nd Quarter 2004 3rd Quarter 2004 2805 6112	03.05.2004 02.08.2004

政府統計處刊物一覽 (截至二零零四年四月一日)

List of Publications of the Census and Statistics Department (as at 1.4.2004)

名稱	Title	Latest Issue##	售價(港元) Price(HK\$)		
			印刷版 Hardcopy 不包括 郵費 Not Including Postage	下載版 Softcopy 連本地 郵費 Including Local Postage	
綜合性統計刊物			General Statistical Digests		
香港經濟趨勢 (半月刊)	Hong Kong Economic Trends (half-monthly)	31/3/2004	12.0	15.0	9.0
香港統計月刊 ** §	Hong Kong Monthly Digest of Statistics ** §	3/2004	65.0	81.5	48.8
香港統計年刊 §	Hong Kong Annual Digest of Statistics §	2003	74.0	102.0	74.0
香港社會及經濟趨勢 (雙年刊) §	Hong Kong Social and Economic Trends (biennial) §	2003	100.0	116.4	100.0
香港的發展(1967 - 2002) - 統計圖表集 (特刊) §	A Graphic Guide on Hong Kong's Development (1967 - 2002) (ad hoc) §	-	38.0	54.4	38.0
香港統計數字一覽 (年刊) ++	Hong Kong in Figures (annual) ++	2004	<-----	免費 Free	<----->
對外貿易			External Trade		
商品貿易統計			Merchandise Trade Statistics		
香港商品貿易統計：			Hong Kong Merchandise Trade Statistics：		
進口 (月刊)	Imports (monthly)	1/2004	197.0	225.0	147.8
港產品出口及轉口 (月刊)	Domestic Exports and Re-exports (monthly)	1/2004	197.0	225.0	147.8
周年附刊，按國家及貨品劃分：			Annual Supplement, Country by Commodity：		
- 進口	- Imports	2003	208.0	236.0	208.0
- 港產品出口及轉口	- Domestic Exports and Re-exports	2003	208.0	255.0	208.0
上述商品貿易統計刊物亦備電腦輸出縮微膠片 (COM)+：			The above merchandise trade statistics publications are also available in Computer Output Microfiche (COM) +：		
進口 (月刊)	Imports (monthly)	1/2004	52.5	55.5	52.5
港產品出口 (月刊)	Domestic Exports (monthly)	1/2004	33.0	36.0	33.0
轉口 (月刊)	Re-exports (monthly)	1/2004	70.0	73.0	70.0
周年附刊			Annual Supplement		
- 進口	- Imports	2003	93.5	96.5	93.5
- 港產品出口	- Domestic Exports	2003	70.5	73.5	70.5
- 轉口	- Re-exports	2003	146.5	149.5	146.5
香港對外商品貿易 (月刊)	Hong Kong External Merchandise Trade (monthly)	1/2004	55.0	71.5	41.3
香港對外商品貿易回顧 (年刊)	Annual Review of Hong Kong External Merchandise Trade (annual)	2002	56.0	64.2	56.0
香港商品貿易指數 (月刊)	Hong Kong Merchandise Trade Index Numbers (monthly)	1/2004	15.0	19.0	11.3
對外商品貿易數字 (月刊)	External Merchandise Trade Figures (monthly)	2/2004	<-----	免費 Free	<----->
按產品所屬工業劃分的港產品出口統計數字 (季刊)	Domestic Exports Statistics Classified by Industrial Origin (quarterly)	Q1-Q4/2003	<-----	免費 Free	<----->
船務統計			Shipping Statistics		
香港船務統計 (季刊)	Hong Kong Shipping Statistics (quarterly)	10-12/2003	48.0	56.5	48.0
服務貿易統計			Trade in Services Statistics		
香港服務貿易統計報告 (年刊)	Report on Hong Kong Trade in Services Statistics (annual)	2001	30.0	34.4	30.0
國民收入			National Income		
本地生產總值 (季刊)	Gross Domestic Product (quarterly)	Q4/2003	30.0	34.5	30.0
本地生產總值 (年刊) ++	Gross Domestic Product (annual) ++	2003	52.0	60.2	39.0
本地生產總值特刊，二零零二年八月 (特刊)	Special Report on Gross Domestic Product, August 2002 (ad hoc)	-	46.0	54.2	46.0
國際收支平衡			Balance of Payments		
香港國際收支平衡統計 一九九七年至一九九九年 (特刊)	Balance of Payments Statistics of Hong Kong 1997 to 1999 (ad hoc)	-	14.0	18.0	14.0
香港國際收支平衡統計 (季刊)	Balance of Payments Statistics of Hong Kong (quarterly)	Q4/2003	27.0	31.0	27.0
勞工			Labour		
勞動人口、就業及空缺統計			Labour Force, Employment and Vacancy Statistics		
綜合住戶統計調查按季統計報告書	Quarterly Report on General Household Survey	10-12/2003	40.0	48.5	40.0
就業及空缺按季統計報告	Quarterly Report of Employment and Vacancies Statistics	12/2003	32.0	36.5	32.0
建築地盤就業及空缺按季統計報告	Quarterly Report of Employment and Vacancies at Construction Sites	12/2003	23.0	27.0	23.0

政府統計處刊物一覽 (截至二零零四年四月一日) (續)

List of Publications of the Census and Statistics Department (as at 1.4.2004) (Cont'd)

名稱	Title	最新期號##	售價(港元) Price(HK\$)		
			印刷版 Hardcopy	下載版 Softcopy	
			不包括 郵費 Not Including Postage	連本地 郵費 Including Local Postage	
勞動人口、就業及空缺統計 (續)	Labour Force, Employment and Vacancy Statistics (Cont'd)				
就業及空缺統計 (詳細統計表) (年刊):	Employment and Vacancies Statistics (Detailed Tables) (annual):				
甲系列 (服務業)	Series A (Services Sectors)	2003	55.0	71.4	55.0
乙系列 (批發、零售、飲食及酒店業)	Series B (Wholesale and Retail Trades, Restaurants and Hotels)	2003	35.0	39.4	35.0
丙系列 (工業)	Series C (Industrial Sectors)	2003	90.0	106.4	67.5
丁系列 (進出口貿易業)	Series D (Import/Export Trades)	2002	30.0	34.0	30.0
工資及勞工收入統計	Wages and Labour Earnings Statistics				
工資及薪金總額按季統計報告	Quarterly Report of Wage and Payroll Statistics	12/2003	35.0	43.5	35.0
經理級與專業僱員薪金及僱員福利統計報告 (高層管理人員除外) (年刊) §	Report of Salaries and Employee Benefits Statistics Managerial and Professional Employees (Excluding Top Management) (annual) §	2003	20.0	24.4	20.0
僱用於政府建築工程的工人每日平均工資 (月刊)	Average Daily Wages of Workers Engaged in Government Building and Construction Projects (monthly)	1/2004	<-----免費	Free	<----->
人力統計	Manpower Statistics				
二零零二年人力培訓及工作技能需求機構單位統計調查報告 (特刊)	Report on 2002 Establishment Survey on Manpower Training and Job Skills Requirements (ad hoc)	-	48.0	56.2	48.0
消費物價及住戶開支	Consumer Prices and Household Expenditure				
消費物價指數月報	Monthly Report on the Consumer Price Index	2/2004	34.0	38.5	25.5
消費物價指數年報	Annual Report on the Consumer Price Index	2003	36.0	44.2	27.0
一九九九年至二零零零年住戶開支統計調查及重訂消費物價指數基期 (特刊)	1999/2000 Household Expenditure Survey and the Rebasing of the Consumer Price Indices (ad hoc)	-	28.0	36.2	28.0
工商業	Commerce and Industry				
工業生產	Industrial Production				
工業生產按年統計調查報告	Report on Annual Survey of Industrial Production	2002	44.0	52.2	33.0
工業生產按季指數	Quarterly Index of Industrial Production	Q4/2003	11.0	14.0	11.0
製造業按季生產者價格指數	Quarterly Producer Price Indices for Manufacturing Industries	Q4/2003	10.0	13.0	10.0
紡織業生產按季統計數字	Quarterly Textile Production Statistics	Q3/2003	4.0	7.0	4.0
經銷及服務業	Distribution and Services				
批發、零售、進口與出口貿易、食肆及酒店按年統計調查報告	Report on Annual Survey of Wholesale, Retail and Import and Export Trades, Restaurants and Hotels	2002	46.0	54.2	34.5
食肆的收入及購貨額按季統計調查報告	Report on Quarterly Survey of Restaurant Receipts and Purchases	Q4/2003	5.0	8.0	5.0
零售業銷貨額按月統計調查報告	Report on Monthly Survey of Retail Sales	1/2004	7.0	10.0	5.3
運輸及有關服務按年統計調查報告	Report on Annual Survey of Transport and Related Services	2002	38.0	42.0	28.5
倉庫、通訊、財務、保險及商用服務按年統計調查報告	Report on Annual Survey of Storage, Communication, Financing, Insurance and Business Services	2002	36.0	44.2	27.0
服務行業按季業務收益指數	Quarterly Business Receipts Indices for Service Industries	Q4/2003	9.0	12.0	9.0
服務業統計摘要 (年刊)	Statistical Digest of the Services Sector (annual)	2003	94.0	110.4	94.0
服務業統計摘要按季補充資料	Quarterly Supplement to Statistical Digest of the Services Sector	Q3/2003	65.0	73.2	65.0
屋宇建築及建造	Building and Construction				
屋宇建築、建造及地產業按年統計調查報告	Report on Annual Survey of Building, Construction and Real Estate Sectors	2002	34.0	38.0	25.5
建造工程完成量按季統計調查報告	Report on the Quarterly Survey of Construction Output	Q4/2003	12.0	16.0	12.0
特選建築材料平均批發價格 (月刊)	Average Wholesale Prices of Selected Building Materials (monthly)	12/2003	<-----免費	Free	<----->
政府合約的工資及材料成本指數 (月刊)	Index Numbers of the Costs of Labour and Selected Materials Used in Government Contracts (monthly)	12/2003	<-----免費	Free	<----->
公營建築工程的工資及材料成本指數 (1995年6月=100) (月刊)	Index Numbers of the Costs of Labour and Materials Used in Public Sector Construction Projects (June 1995=100) (monthly)	12/2003	<-----免費	Free	<----->
公營建築工程的工資及材料成本指數 (2003年4月=100) (月刊)	Index Numbers of the Costs of Labour and Materials Used in Public Sector Construction Projects (April 2003=100) (monthly)	1/2004	<-----免費	Free	<----->
能源	Energy				
香港能源統計 (季刊)	Hong Kong Energy Statistics (quarterly)	Q3/2003	23.0	27.0	23.0
香港能源統計 (年刊)	Hong Kong Energy Statistics (annual)	2002	24.0	28.0	24.0

政府統計處刊物一覽 (截至二零零四年四月一日) (續)

List of Publications of the Census and Statistics Department (as at 1.4.2004) (Cont'd)

名稱	Title	最新期號##	售價(港元) Price(HK\$)		
			印刷版 Hardcopy	下載版 Softcopy	
			不包括 郵費 Not Including Postage	連本地 郵費 Including Local Postage	
工商業 (續)	Commerce and Industry (Cont'd)				
其他經濟及工商業統計	Other Economic and Business Statistics				
業務展望按季統計調查報告	Report on Quarterly Business Tendency Survey	Q1/2004	15.0	19.0	11.3
手頭訂單按月統計調查	Monthly Survey of Orders-on-hand	10/2003	8.0	11.0	8.0
香港對外直接投資統計 (年刊)	External Direct Investment Statistics of Hong Kong (annual)	2002	24.0	28.0	18.0
海外公司駐香港的地區代表 按年統計調查報告	Report on Annual Survey of Regional Offices Representing Overseas Companies in Hong Kong	2003	26.0	30.0	26.0
資訊科技在工商業的使用情況 和普及程度按年統計調查報告	Report on Annual Survey on Information Technology Usage and Penetration in the Business Sector	2003	47.0	55.2	47.0
工商業創新活動按年統計調查 報告	Report on Annual Survey of Innovation Activities in the Business Sector	2002	32.0	40.2	32.0
香港 - 資訊社會, 二零零三年版 (特刊)	Hong Kong as an Information Society, 2003 Edition (ad hoc)	-	54.0	62.2	54.0
人口	Population				
香港二零零一年人口普查	Hong Kong 2001 Population Census				
二零零一年人口普查 (特刊)	2001 Population Census (ad hoc)				
簡要報告	Summary Results	-	38.0	46.2	38.0
主要報告 - 第一冊	Main Report - Volume I	-	84.0	100.4	84.0
主要報告 - 第二冊	Main Report - Volume II	-	66.0	82.4	66.0
主要統計表	Main Tables	-	70.0	86.4	70.0
統計圖解	Graphic Guide	-	30.0	38.2	30.0
有關各區議會分區的基本統計表	Basic Tables for District Council Districts	-	34.0	42.2	34.0
有關香港島各選區的基本統計表	Basic Tables for Constituency Areas : Hong Kong Island	-	40.0	56.4	40.0
有關九龍各選區的基本統計表	Basic Tables for Constituency Areas : Kowloon	-	48.0	64.4	48.0
有關新界各選區的基本統計表	Basic Tables for Constituency Areas : New Territories	-	74.0	102.0	74.0
區議會分區及選區統計表的附件 - 區域分界地圖	Boundary Maps Complementary to Tables for District Council Districts and Constituency Areas	-	122.0	150.0	122.0
有關各規劃統計小區的基本統計表	Basic Tables for Tertiary Planning Units	-	82.0	110.0	82.0
規劃統計小區統計表的附件 - 區域 分界地圖	Boundary Maps Complementary to Tables for Tertiary Planning Units	-	42.0	50.2	42.0
主題性報告 - 青年	Thematic Report - Youths	-	36.0	44.2	36.0
主題性報告 - 女性及男性	Thematic Report - Women and Men	-	40.0	48.2	40.0
主題性報告 - 長者	Thematic Report - Older Persons	-	36.0	44.2	36.0
主題性報告 - 少數族裔人士	Thematic Report - Ethnic Minorities	-	44.0	52.2	44.0
主題性報告 - 內地來港定居未足七年 人士	Thematic Report - Persons from the Mainland Having Resided in Hong Kong for Less Than 7 Years	-	38.0	46.2	38.0
主題性報告 - 單親人士	Thematic Report - Single Parents	-	36.0	44.2	36.0
其他與人口有關的刊物	Other Publications relating to Population				
香港人口推算 2002-2031 (特刊)	Hong Kong Population Projections 2002-2031 (ad hoc)	-	12.0	16.4	12.0
香港人口生命表 1996-2031 (特刊)	Hong Kong Life Tables 1996-2031 (ad hoc)	-	20.0	24.4	20.0
香港人口趨勢 1981-2001 (特刊)	Demographic Trends in Hong Kong 1981-2001 (ad hoc)	-	28.0	36.2	28.0
社會資料	Social Data				
從綜合住戶統計調查搜集所得的社會資料 第三 五號專題報告書 (特刊): 在中國內地工作的香港居民	Social Data Collected via the General Household Survey Special Topics Report No. 35 (ad hoc): Hong Kong residents working in the mainland of China	-	44.0	48.4	44.0
主題性住戶統計調查第 五號報告書 (特刊): 資訊科技的使用情況和普及程度	Thematic Household Survey Report No. 15 (ad hoc): Information Technology Usage and Penetration	-	81.0	97.4	81.0
主題性住戶統計調查第 六號報告書 (特刊): 對《基本法》的認識 出外旅遊的情況 吸煙情況	Thematic Household Survey Report No. 16 (ad hoc): Understanding of the Basic Law Pattern of Outbound Travel Pattern of Smoking	-	56.0	64.2	56.0
按區議會分區劃分的人口及住戶統計資料 (年刊)	Population and Household Statistics Analysed by District Council District (annual)	2003	22.0	25.7	22.0

政府統計處刊物一覽 (截至二零零四年四月一日) (續)

List of Publications of the Census and Statistics Department (as at 1.4.2004) (Cont'd)

名稱	Title	最新期號##	售價(港元) Price(HK\$)		
			印刷版 Hardcopy 不包括 郵費 Not Including Postage	連本地 郵費 Including Local Postage	下載版 Softcopy
社會資料 (續)					
Social Data (Cont'd)					
一九九八年香港發生的罪案及罪案事主 (特刊)	Crime and Its Victims in Hong Kong in 1998 (<i>ad hoc</i>)	-	38.0	54.4	38.0
香港的女性及男性 - 主要統計數字 (年刊)	Women and Men in Hong Kong - Key Statistics (<i>annual</i>)	2003	40.0	48.2	40.0
統計分類表					
Classification Lists					
香港進出口貨物分類表 (協調制度), 二零零二年版 (特刊)	Hong Kong Imports and Exports Classification List (Harmonized System), 2002 Edition (<i>ad hoc</i>)				
第一冊: 第一至第 類貨物	Volume One: Commodity Section I – X	-	24.0	40.4	24.0
第二冊: 第一至第二 二類貨物	Volume Two: Commodity Section XI – XXII	-	26.0	42.4	26.0
第三冊: 按字母次序排列的貨物目錄	Volume Three: Alphabetical List of Articles	-	28.0	44.4	28.0
香港商品貿易統計分類表, 二零零二年版 (特刊)	Hong Kong Merchandise Trade Statistics Classification, 2002 Edition (<i>ad hoc</i>)	-	62.0	78.4	62.0
香港標準行業分類 (第一冊) (特刊)++	Hong Kong Standard Industrial Classification (Volume One) (<i>ad hoc</i>)++	-	135.0	163.0	135.0
統計發展報告					
Report on Statistical Development					
統計發展概要 (年刊)	An Outline of Statistical Development (<i>annual</i>)	2003	44.0	52.2	44.0

註釋: 除另有註明外, 所有刊物均以中、英文對照形式出版。獲取刊物的方法載於第 A10 頁。

Notes: Unless otherwise specified, all publications are published in bilingual format. Means of obtaining the publications are given in page A10.

市民可到網上「香港統計數據書店」(網址: <http://www.statisticalbookstore.gov.hk>)購買刊物的下載版(PDF格式)。購買刊物的下載版無須繳付郵費。

No postage fee is needed for softcopy of the publications (in PDF format), which can be purchased online at the "Statistical Bookstore, Hong Kong" (Address: <http://www.statisticalbookstore.gov.hk>).

Q1、Q2、Q3、Q4代表第一、第二、第三和第四季。

Q1, Q2, Q3 and Q4 represent respectively the first, second, third and fourth quarter.

** 由二零零三年五月號起, 《香港統計月刊》的五個選定章節(目前只提供下載版)可在網上「香港統計數據書店」(網址: <http://www.statisticalbookstore.gov.hk>)購買。有關詳情, 請瀏覽該書店內「《香港統計月刊》的選定章節」一節。

** As from the May 2003 issue, five selected sections of the *Hong Kong Monthly Digest of Statistics*, currently available in softcopy only, can be purchased at the online "Statistical Bookstore, Hong Kong" (Address: <http://www.statisticalbookstore.gov.hk>). For details, please visit the "Selected Sections of Hong Kong Monthly Digest of Statistics (HKMDS)" section of the Bookstore.

++ 分別備有中文版和英文版。

++ Available in separate Chinese and English versions.

+ 祇有英文版。

+ Available in English version only.

§ 本刊物的印刷版亦於部分郵局出售(查詢熱線: (852) 2921 2222)。

§ Hardcopy of this publication is also put for sale at selected Post Offices (enquiry hotline: (852) 2921 2222).

所列售價及郵費日後或有修訂。外地郵費將於收到訂購要求後另行通知。

All quoted prices and postages are subject to revision. Postage for external mailings will be advised upon receipt of orders.

有關政府統計處刊物及其他統計產品的最新資料, 請瀏覽本處網站內「產品及服務」一節(網址: http://www.info.gov.hk/censtatd/chinese/prod_serv/index.html)或致電刊物出版組查詢(電話: (852) 2582 3025)。

For up-to-date information of the publications and other statistical products of the Census and Statistics Department, please visit the "Products & Services" section on the website of the department (Address: http://www.info.gov.hk/censtatd/eng/prod_serv/index.html) or call the Publications Unit of the department at (852) 2582 3025.

政府統計處唯讀光碟產品一覽 (截至二零零四年四月一日)

List of CD-ROM Products of the Census and Statistics Department (as at 1.4.2004)

	售價不包括 郵費(港元) Price Not Including Postage (HK\$)	售價連本地 郵費(港元) Price Including Local Postage (HK\$)
二零零一年人口普查		
2001 Population Census		
- 統計表唯讀光碟 (不定期) ++ 載有372個常用統計表。有關統計表涉及的主題廣泛,包括人口、住戶、教育、經濟、房屋、內部遷移及人口分組等本港住戶及人口特徵。選定統計表亦載列按區議會分區/選區及規劃統計小區/街段劃分的統計數字。	1,690.0	1,711.2
- TAB on CD-ROM (ad hoc) ++ Contains 372 commonly used statistical tables. The tables cover a wide range of topics including demographic, household, education, economic, housing, internal migration and home moving, and population sub-group characteristics of the households and population in Hong Kong. There are also geographical breakdown of the statistics by District Council District/Constituency Area and Tertiary Planning Unit/Street Block in selected tables.		
- 地圖唯讀光碟 (不定期) 以常用的格式提供一套數碼化的香港地圖,內載的地域分界數碼地圖包括香港海岸線、區議會分區/選區分界、規劃統計小區(及其合併組)分界、街段-小合併組分界及新市鎮分界。配合適當的電腦軟件,這套數碼地圖可把載於《二零零一年人口普查-統計表唯讀光碟》內的統計數據作地理顯示之用。	840.0	857.0
- MAP on CD-ROM (ad hoc) Contains a set of digital maps of Hong Kong in commonly used formats. The digital maps for geographical delineation included therein are Coastline of Hong Kong, District Council District/Constituency Area Boundary, Tertiary Planning Unit (and Groupings) Boundary, Small Street Block Group Boundary and New Town Boundary. When used with suitable computer software, the digital maps can be used for geographical presentation of the statistical data contained in the 2001 Population Census - TAB on CD-ROM.		
關於購買以上兩套光碟事宜,請致電人口統計組 (電話:(852) 2716 8025)。		
- 普查易2001 (不定期) 普查易2001人口普查光碟套裝是一套功能強大的知識為本產品,它能幫助使用者有效地進行客戶資訊分析和客戶關係管理的工作。普查易2001光碟內載有超過400個由政府統計處提供的香港二零零一年人口普查統計表,分區數碼地圖及功能超卓的地理訊息系統,當中包含了全香港居民的人口特徵、經濟、教育、住戶、房屋等統計數據,使用者可以透過簡單和容易使用的功能介面,來選擇和提取資料。		
- Hong Kong CensusPro 2001 (ad hoc) This CD-ROM product is a powerful knowledge-based product that enables users to perform customer profiling and Customer Relationship Management (CRM) easily and efficiently. CensusPro 2001 includes over 400 statistical tables of the Hong Kong 2001 Population Census provided by the Census and Statistics Department, digital boundary maps, and the superb Geographical Information System (GIS) functions and features. Statistical data on the demographic, economic, education, household and housing characteristics of the population are included and can be easily selected and retrieved through intuitive and easy-to-use application interface.		
普查易2001共有4種資料輸出模式:主題性地圖、預設格式報表、統計圖表、及檔案匯出(支援數據庫/試算表/純文字等格式)。普查易2001光碟可應用於規劃業務策略、直接市場推廣或宣傳、客戶資料分析、以及作其他的商業性分析等。		
- CensusPro 2001 (ad hoc) CensusPro 2001 provides output in mainly 4 ways: thematic maps, formatted reports, bar/pie charts, and export files in dbf/Excel files/text files. CensusPro 2001 can be used in areas like strategic business/service planning, direct marketing and promotion, customer analysis and profiling, and many other business analysis purposes and applications.		
- SUPERMAP Hong Kong 2001 (不定期) • 涵蓋全面的人口普查數據,配合最新數碼地圖作介面 • 採用具世界領導地位之地理信息系統進行處理及分析 • 可作多重圖像化分析人口普查數據 • 有助機構進行深入的市場及客戶資訊分析		
- SUPERMAP Hong Kong 2001 (ad hoc) • Covers comprehensive population census datasets with the use of the latest digital maps as interface • Manipulates and analyses through employing world leading Geographical Information System (GIS) technology • Provides multiple views of population census data • Helps organizations with in-depth market analysis or customer profiling through data linkage		

政府統計處唯讀光碟產品一覽 (截至二零零四年四月一日) (續)

List of CD-ROM Products of the Census and Statistics Department (as at 1.4.2004) (Cont'd)

	售價不包括 郵費(港元) Price Not Including Postage (HK\$)	售價連本地 郵費(港元) Price Including Local Postage (HK\$)
<p>對外商品貿易</p> <ul style="list-style-type: none"> - 香港對外商品貿易唯讀光碟 列載過去二 四個月的按月貿易統計數字及過往八年的按年貿易統計數字(按年數字只載於年報), 並包括按貨品類別 (《標準國際貿易分類 (第三次修訂版)》或《協調制度》)、國家/地區及運輸方式劃分的詳細貿易統計數字。 - 香港船務統計唯讀光碟 (按季產品) 列載自一九九三年以來, 按運輸方式、裝運種類、裝貨 / 卸貨國家 / 地區及港口、貨品、貨物種類、貨物裝卸地點及與中國內地有關的轉運劃分的貨物及載貨貨櫃吞吐量統計數字。 	<p>External Merchandise Trade</p> <ul style="list-style-type: none"> - Hong Kong External Merchandise Trade CD-ROM Contains monthly trade data for past 24 months and annual trade data for past 8 years (annual figures are only available in the annual edition). Detailed statistics classified by commodity (using the "Standard International Trade Classification (Revision 3)" or the "Harmonized System"), by country/territory and by mode of transport are also included. - Hong Kong Shipping Statistics CD-ROM (quarterly) Contains data back-dated to 1993 on cargo and laden container throughput statistics analysed by mode of transport, shipment type, country/territory and port of loading/discharge, commodity cargo type, cargo handling location and transhipment related to the mainland of China. 	<p>) 這些光碟產品由數碼門有限公司生產及銷售。有關查詢及訂購, 請直接與該公司聯絡 (電話 : (852) 2811 0079))。</p> <p>) These CD-ROMs are produced and marketed by Smartal Solutions Limited. For enquiries and purchase, please contact the company direct at (852) 2811 0079.</p>

註釋: ++ 分別備有中文版和英文版。

所列售價及郵費日後或有修訂。外地郵費將於收到訂購要求後另行通知。

有關政府統計處刊物及其他統計產品的最新資料, 請瀏覽本處網站內「產品及服務」一節 (網址 : http://www.info.gov.hk/censtatd/chinese/prod_serv/index.html) 或致電刊物出版組查詢(電話 : (852) 2582 3025)。

Notes: ++ Available in separate Chinese and English versions.

All quoted prices and postages are subject to revision. Postage for external mailings will be advised upon receipt of orders.

For up-to-date information of the publications and other statistical products of the Census and Statistics Department, please visit the "Products & Services" section on the website of the department (Address: http://www.info.gov.hk/censtatd/eng/prod_serv/index.html) or call the Publications Unit of the department at (852) 2582 3025.

獲取政府統計處刊物的方法

Means of Obtaining Publications of the Census and Statistics Department

網上銷售服務

互聯網用戶可在「香港統計數據書店」(網址：<http://www.statisticalbookstore.gov.hk>)購買刊物，並即時付款。購買刊物的下載版可即時從網上下載，而購買印刷版則會以郵遞方式送達。所有二零零四年系列的期刊及二零零四年出版的年刊和特刊的下載版定價均為印刷版的百分之七五。用戶亦可於網上安排訂閱期刊或行將出版的刊物。除刊物外，一些較刊物所載統計數據更詳細的統計表亦於網上書店有售。「香港統計數據書店」與其他公共服務集中設於「公共服務電子化」計劃(ESD)的入門網站內(網址：<http://www.esd.gov.hk>)。

由即日起至二零零四年七月三十一日止，在「香港統計數據書店」選購指定刊物，可享有七五折優惠。

郵購服務

大部分政府統計處的刊物均附有郵購表格，供訂購或按期訂閱刊物的印刷版。填妥的郵購表格可連同支付所需費用和郵費的支票或匯票寄回辦理。郵購表格亦可在政府統計處網站下載(網址：http://www.info.gov.hk/censtatd/chinese/prod_serv/forms_index.html)。

銷售中心

香港灣仔港灣道二號
灣仔政府大樓九樓
政府統計處刊物出版組
電話：(852) 2582 3025
圖文傳真：(852) 2827 1708

市民可親臨政府統計處刊物出版組購買刊物的印刷版，並可即時提取，或在此訂購刊物或統計表的下載版，然後於網上提取。該組設有一個閱讀區，讓使用者在舒適的環境下翻閱陳列於架上的各類統計處出版的刊物。閱讀區也備有統計處的免費刊物，歡迎索閱。

Online Purchase

Internet users may purchase the publications online at the "Statistical Bookstore, Hong Kong" (Address: <http://www.statisticalbookstore.gov.hk>) with payment made instantly. Softcopies of the publications purchased are available for immediate downloading while hardcopies purchased will be delivered by mail. Softcopies of the 2004 series of sub-annual publications as well as annual and ad hoc publications released in 2004 are priced at 75% of their hardcopy counterparts. Subscription to sub-annual publications and advance ordering of upcoming releases are also available. Apart from publications, softcopies of statistical tables containing more detailed statistics than those in publications are also available for sale. The Statistical Bookstore is hosted on the ESD portal (Address: <http://www.esd.gov.hk>) together with other public services.

From now until 31 July 2004, the Statistical Bookstore is offering a special 25% discount on selected publications.

Mail Order Service

A mail order form for ordering or arranging subscription to hardcopies of the publications is available in most publications of the Census and Statistics Department. It may be completed and sent back together with a cheque or bank draft covering all necessary cost and postage. The order form is also available for downloading from the website of the Department (Address: http://www.info.gov.hk/censtatd/eng/prod_serv/forms_index.html).

Sales Centre

Publications Unit
Census and Statistics Department
19/F Wanchai Tower
12 Harbour Road, Wan Chai, Hong Kong
Tel.: (852) 2582 3025
Fax: (852) 2827 1708

Hardcopies of the publications are available for purchase and can be collected on the spot at the Unit. The Unit also accepts orders for softcopies of publications and statistical tables, which will be delivered online. It provides a comfortable reading area where users may browse through various publications of the Department on display. Free publications of the Department are also available for collection.

郵購表格 (只適用於印刷版)⁽¹⁾

致：香港花園道 美利大廈4樓 政府新聞處 刊物銷售小組 電話：(852) 2842 8844 或 (852) 2842 8845 圖文傳真：(852) 2598 7482	售價			請註明 刊期(月份/季/ 期號及年份)		合計 所需的 期數 (b)	總計 (港元) (a) x (b)
	每本 (港元)	本地 郵費 (⁽²⁾ 及 ⁽³⁾) (港元)	合計 (港元) (a)	由	至		
1. 香港統計月刊 (二零零四年期刊) (J470004 B0)	65.0	16.5	81.5	/2004	12/2004		
2. 香港經濟趨勢 (二零零四年期刊) (半月刊) (J410004 B0)	12.0	3.0	15.0	/2004	24/2004		
3. 香港統計年刊 (二零零三年版) (J47010300B0)	74.0	28.0	102.0	-	-		
4. 香港社會及經濟趨勢 (二零零三年版) (雙年刊) (J57290300B0)	100.0	16.4	116.4	-	-		
5. 統計發展概要 (二零零三年版) (年刊) (J33110300B0)	44.0	8.2	52.2	-	-		
6. 香港的發展 (1967-2002) - 統計圖表集 (J69090300B0)	38.0	16.4	54.4	-	-		
7.							
8.							
9.							

本人現附上支票 (編號：_____) 港幣 _____ 元，購買上述刊物。
(註：支票應予劃線，並註明支付「香港特別行政區政府」。)

姓名：_____ 職銜：_____

機構名稱：_____ 地址：_____

電話：_____ 圖文傳真：_____

日期：_____

- 註： (1) 如欲訂購或定期訂閱本處出版刊物的下載版，請到網上「香港統計數據書店」
(<http://www.statisticalbookstore.gov.hk>)。
- (2) 外地訂購人士暫時毋須附上支票，所需郵費將於收到訂購要求後另行通知。
- (3) 訂購超過一本相同名稱的年刊或特刊，請向政府新聞處查詢所需本地郵費 (電話：(852) 2842 8844 或 (852) 2842 8845，圖文傳真：(852) 2598 7482)。

你在表格上所提供的資料，只會用作辦理書刊訂購事宜，不會向任何和訂購無關的人士透露。如欲查看或更改所填報的資料，請與政府新聞處刊物銷售小組聯絡。地址：香港花園道美利大廈4樓。



Mail Order Form (Applicable to hardcopies only) ⁽¹⁾

	To : Publications Sales Section Information Services Department 4/F, Murray Building Garden Road Hong Kong Tel. : (852) 2842 8844 or (852) 2842 8845 Fax : (852) 2598 7482	Price			Please indicate Month/Quarter/ Issue no. and Year		Total no. of issue(s) required (b)	Total amount (HK\$) (a) x (b)
		Per copy (HK\$)	Local postage (2) & (3) (HK\$)	Total (HK\$) (a)	From	To		
1.	Hong Kong Monthly Digest of Statistics 2004 issues (J470004 B0)	65.0	16.5	81.5	/2004	12/2004		
2.	Hong Kong Economic Trends 2004 issues (half-monthly) (J410004 B0)	12.0	3.0	15.0	/2004	24/2004		
3.	Hong Kong Annual Digest of Statistics 2003 edition (J47010300B0)	74.0	28.0	102.0	-	-		
4.	Hong Kong Social and Economic Trends 2003 edition (biennial) (J57290300B0)	100.0	16.4	116.4	-	-		
5.	An Outline of Statistical Development 2003 edition (annual) (J33110300B0)	44.0	8.2	52.2	-	-		
6.	A Graphic Guide on Hong Kong's Development (1967-2002) (J69090300B0)	38.0	16.4	54.4	-	-		
7.								
8.								
9.								

I enclose a cheque (No. _____) of HK\$ _____ for the payment of the above order. (Note : Please have the cheque crossed and made payable to 'The Government of the Hong Kong Special Administrative Region' or 'The Government of the HKSAR'.)

Name : _____ Title of post : _____

Name of organization : _____ Address : _____

Tel. : _____ Fax : _____

Date : _____

- Notes:
- (1) For ordering or arranging subscription to softcopies, please visit the online "Statistical Bookstore, Hong Kong" (<http://www.statisticalbookstore.gov.hk>).
 - (2) For mailings to addresses outside Hong Kong, please do not send in a cheque now. The required postage will be advised upon receipt of order.
 - (3) For an order of more than one copy of an annual or ad hoc publication with the same title, please consult the Information Services Department about the required local postage. (Tel.: (852) 2842 8844 or (852) 2842 8845, Fax: (852) 2598 7482).

The information provided herein will only be used for processing your order of publications and will not be disclosed to parties which are not involved in the processing. You may seek access to or correction of the information by addressing your request to the Publications Sales Section, *Information Services Department, 4/F, Murray Building, Garden Road, Hong Kong.*





訂閱表格 (只適用於印刷版)
香港統計月刊 二零零四年期刊

Subscription Form (Applicable to hardcopies only)
Hong Kong Monthly Digest of Statistics 2004 Issues

致：香港灣仔港灣道 二號
灣仔政府大樓 九樓
政府統計處綜合統計組 (一) 乙
電話：(852)2582 3025 圖文傳真：(852)2827 1708

To：General Statistics Section (1) B,
Census and Statistics Department
19/F., Wanchai Tower,
12 Harbour Road, Wan Chai, Hong Kong.
Tel. : (852) 2582 3025 Fax : (852) 2827 1708

請在適當空格 () 內加上 (✓) 號。Please tick (✓) in the appropriate box (). (港元 HK\$)

刊物名稱 Title of Publication	每本 售價 Price per copy (1)	每本 本地郵費 Local postage (2) & (3)	每本 合計 Total price (a)	期數 No. of issues (b)	總計 Total amount (a) x (b)
<input type="checkbox"/> 香港統計月刊 二零零四年期刊一月至 二月 (共 二期) Hong Kong Monthly Digest of Statistics, 2004 January to December 2004 (total 12 issues)	65.0	16.5	81.5	12	978.0
<input type="checkbox"/> 香港統計月刊 二零零四年期刊____月至十二月 (共____期) Hong Kong Monthly Digest of Statistics, 2004 _____ to December 2004 (total _____ issues)	65.0	16.5	81.5		
<input type="checkbox"/>					
合計 Total					

本人現附上支票 (編號：_____) 港幣 _____ 元，購買上述刊物。
I enclose a cheque (No. _____) of HK\$ _____ for the payment of the above order.

註：支票應予劃線，並註明支付「香港特別行政區政府」。

Note: Cheque should be crossed and made payable to 'The Government of the Hong Kong Special Administrative Region' or 'The Government of the HKSAR.'

訂戶資料 Subscriber's Information

姓名 Name : _____ 機構名稱 Name of organization : _____
職銜 Title of post : _____ 地址 Address : _____
部門 Department: _____
電話 Tel.: _____
圖文傳真 Fax : _____ 日期 Date : _____

機構主要從事業務類別 Major type of business of organization:

- 進出口貿易業 Import/export trade 建造業 Construction
 零售貿易業 Retail trade 金融、保險及地產業 Financing, insurance and real estate
 製造業 Manufacturing 商用服務業 Business services
 教育機構 Educational institution 社區、社會及個人服務業 Community, social and personal services
 其他，請註明 Others, please specify _____

讀者類別 (可選多項) Type of readers (more than one choice allowed):

- 經理 Manager 市場、推廣部人員 Marketing / promotional personnel
 分析員、研究員 Analyst / researcher 教師、大專院校講師 Teaching staff / lecturer
 學生 Student 其他，請註明 Others, please specify _____

訂戶類別 Type of subscriber:

- 機構 Organization 私人 Individual

你是否願意收到本處推廣其他刊物的資料? Do you want to receive promotional materials of other publications of this department?

- 是 Yes 否 No HKMDS

註：(1) 此為印刷版的售價。請注意，除印刷版外，此期刊亦備有下載版可供選購，二零零四年系列的下載版定價為每期港幣 48.8 元。如欲訂閱
Notes: 下載版，請到網上「香港統計數據書店」(<http://www.statisticalbookstore.gov.hk>)。

This refers to the price of the hardcopy. Apart from hardcopy, please note that softcopy is also available for subscription at HK\$48.8 per issue for 2004 series. For arranging subscription to softcopies, please visit the online "Statistical Bookstore, Hong Kong" (<http://www.statisticalbookstore.gov.hk>).

(2) 外地訂購人士暫時毋須附上支票，所需郵費將於收到訂購要求後另行通知。

For mailings to addresses outside Hong Kong, please do not send in a cheque now. The required postage will be advised upon receipt of order.

(3) 訂閱超過一本相同名稱及期號的刊物，請向政府新聞處查詢所需本地郵費 (電話：(852) 2842 8844 或 (852) 2842 8845，圖文傳真：(852) 2598 7482)。

For arranging subscription to more than one copy per issue with the same title, please consult the Information Services Department about the required local postage. (Tel.: (852) 2842 8844 or (852) 2842 8845, Fax: (852) 2598 7482).

你在表格上所提供的資料，只會用作辦理書刊訂購事宜，不會向任何和訂購無關的人士透露。如欲查看或更改所填報的資料，請與政府統計處的資料管理人員聯絡。地址：香港灣仔港灣道 二號灣仔政府大樓二 一樓。

The information provided herein will only be used for processing your order of publications and will not be disclosed to parties which are not involved in the subscription of these publications. You may seek access to or correction of the information by addressing your request to the Data Controlling Officer, Census and Statistics Department, 21/F, Wanchai Tower, 12 Harbour Road, Wan Chai, Hong Kong.

香港對外商品貿易統計刊物 Publications of Hong Kong External Merchandise Trade Statistics

香港對外商品貿易

Hong Kong External Merchandise Trade

本月刊載錄下列最新及全面的貿易統計數字：


- 按主要目的地及主要貨品劃分的港產品出口貨值
- 按產品所屬工業劃分的本港製造業產品出口統計數字 *
- 按主要供應地、主要來源地及主要貨品類別劃分的進口貨值
- 按主要來源地、主要目的地及主要貨品劃分的轉口貨值
- 按貨品類別及國家/地區劃分的空運及海運貨值
- 香港出口佔海外目的地進口總值的百分比 *
- 涉及外發中國內地加工的貿易 *

* 只在三月、六月、九月及十二月期刊出

This monthly publication contains the most up-to-date and comprehensive trade figures on :

- Domestic exports by main destination and principal commodity
- Domestic exports by industrial origin in major industries *
- Imports by main supplier, main origin and principal commodity
- Re-exports by main origin, main destination and principal commodity
- Airborne and seaborne trade by commodity and country/territory
- Hong Kong's exports as a share of total imports to overseas destinations *
- Trade involving outward processing in the mainland of China *

* appears in the March, June, September and December issues only




本月刊以中英文對照版印行，備有印刷版和下載版(PDF 格式)可供選擇，售價分別為每本\$55 及\$41.3。

This monthly publication is in bilingual form and is available, in both hardcopy and softcopy (in PDF format), at \$55 and \$41.3 respectively.

香港商品貿易統計

Hong Kong Merchandise Trade Statistics




按月分兩冊出版：

- 進口
- 港產品出口及轉口

Published monthly in two separate volumes:

- Imports
- Domestic Exports and Re-exports



本刊物載錄按「標準國際貿易分類(第三次修訂版)」(簡稱「標準國際貿易分類」)的貨品項目及國家/地區劃分的詳細貿易統計數字

This publication contains a detailed breakdown of trade figures by Standard International Trade Classification Revision 3 (SITC) commodity item and of each commodity item by country/territory

本月刊以中英文對照版印行，備有印刷版和下載版(PDF 格式)可供選擇，售價分別為每本\$197 及\$147.8。

This monthly publication is in bilingual form and is available, in both hardcopy and softcopy (in PDF format), at \$197 and \$147.8 respectively.

二零零三年香港對外商品貿易回顧

Annual Review of Hong Kong External Merchandise Trade 2003

本刊物載錄下列由二零零一年至二零零三年的按年統計數字：

- 港產品出口、轉口及進口的貨值、單位價格及貨量指數
- 按目的地、主要貨品及產品所屬工業劃分的港產品出口貨值
- 按供應地、來源地及用途類別劃分的進口貨值
- 按來源地、目的地及主要貨品劃分的轉口貨值
- 按主要貨品類別劃分的貿易數字
- 按貨品類別及國家/地區劃分的空運及海運貨值
- 香港出口的國際排名
- 按運輸方式劃分的運載貨物噸數
- 外幣兌換率及指數

This publication contains annual figures from 2001 to 2003 on:

- Value, unit value and quantum indices of domestic exports, re-exports and imports
- Domestic exports by destination, principal commodity and industrial origin
- Imports by supplier, origin and end-use category
- Re-exports by origin, destination and principal commodity
- Trade by principal commodity group
- Airborne and seaborne trade by commodity and country/ territory
- International position of Hong Kong's exports
- Tonnage of cargo by mode of transport
- Exchange rates and their indices



本刊物以中英文對照版印行，備有印刷版和下載版(PDF 格式)可供選擇，售價分別為每本\$56及\$42。

This publication is in bilingual form and is available, in both hardcopy and softcopy (in PDF format), at \$56 and \$42 respectively.

香港商品貿易統計 - 周年附刊

Hong Kong Merchandise Trade Statistics - Annual Supplement



按年分兩冊出版：

- 進口
- 港產品出口及轉口

Published annually in two separate volumes:

- Imports
- Domestic Exports and Re-exports



本刊物載錄以下詳細統計表：

- 按國家/地區及「標準國際貿易分類（第三次修訂版）」（簡稱「標準國際貿易分類」）中的條目、組、段及類劃分的貿易統計數字
- 按「標準國際貿易分類」中的條目、組、段及類劃分與歐洲聯盟國家的貿易統計數字

This publication contains the following detailed statistical tables:

- Trade by country/territory by Standard International Trade Classification Revision 3 (SITC) commodity item, group, division and section
- Trade with E.U. countries by SITC commodity item, group, division and section

本刊物以中英文對照版印行，備有印刷版和下載版(PDF 格式)可供選擇，售價為每本\$208。

This publication is in bilingual form and is available, in both hardcopy and softcopy (in PDF format), at \$208.

香港商品貿易指數

Hong Kong Merchandise Trade Index Numbers

本月刊載錄以下一系列最新按月、按季及按年的貿易指數：

- 按主要供應地劃分的進口貿易指數
- 按主要目的地劃分的港產品出口及轉口貿易指數
- 按主要貨品類別劃分的港產品出口貿易指數
- 按用途類別劃分的進口及轉口貿易指數
- 按用途類別劃分的留用進口貿易指數
- 經季節性調整的進口、港產品出口、轉口及整體出口貿易指數

本月刊以中英文對照版印行，備有印刷版和下載版(PDF 格式)可供選擇，售價分別為每本\$15及\$11.3。

This publication contains most up-to-date series of monthly, quarterly and annual trade indices on:

- Imports by main supplier
- Domestic exports and re-exports by main destination
- Domestic exports by principal commodity
- Imports and re-exports by end-use category
- Retained imports by end-use category
- Seasonally adjusted trade indices on imports, domestic exports, re-exports and total exports



This monthly publication is in bilingual form and is available, in both hardcopy and softcopy (in PDF format), at \$15 and \$11.3 respectively.

有關刊物的銷售途徑，請參閱本刊物內第 A10 頁。此外，刊物的郵購表格亦刊載於 A17 頁。

For the purchase channels of the publications, please see page A10 of this Digest. An order form is also available on page A18 for ordering the publications.



郵購表格 (只適用於印刷版)⁽¹⁾

香港對外商品貿易統計刊物

致：政府統計處貿易統計科(一)
香港灣仔港灣道十二號灣仔政府大樓十九樓
(電話：(852) 2582 4915 或 (852) 2582 4918 圖文傳真：(852) 2802 1101)

請在適當空格(□)內加上(√)號。

(港元)

刊物名稱	每本售價 (1)	每本本地郵費 (2)及(3)	每本合計 (a)	期數 (b)	總計 (a) x (b)
<input type="checkbox"/> 香港對外商品貿易 二零零四年期刊一月至十二月 (共十二期) (J42000401B0-J42000412B0)	55.0	16.5	71.5	12	858.0
<input type="checkbox"/> 香港對外商品貿易 二零零四年期刊____月至十二月 (共____期) (J420004B0)	55.0	16.5	71.5		
<input type="checkbox"/> 香港商品貿易統計 - 進口 二零零四年期刊 二零零四年一月至十二月(共十二期) (J48000401B0-J48000412B0)	197.0	28.0	225.0	12	2,700.0
<input type="checkbox"/> 香港商品貿易統計 - 進口 二零零四年期刊 二零零四年____月至十二月(共____期) (J480004B0)	197.0	28.0	225.0		
<input type="checkbox"/> 香港商品貿易統計 - 進口 二零零四年期刊 二零零四年一月至十二月 + 二零零四年周年附刊 (J48000401B0-J48000413B0)	197.0	28.0	225.0	13	2,925.0
<input type="checkbox"/> 香港商品貿易統計 - 港產品出口及轉口 二零零四年期刊 二零零四年一月至十二月(共十二期) (J49000401B0-J49000412B0)	197.0	28.0	225.0	12	2,700.0
<input type="checkbox"/> 香港商品貿易統計 - 港產品出口及轉口 二零零四年期刊 二零零四年____月至十二月(共____期) (J490004B0)	197.0	28.0	225.0		
<input type="checkbox"/> 香港商品貿易統計 - 港產品出口及轉口 二零零四年期刊 二零零四年一月至十二月 + 二零零四年周年附刊 (J49000401B0-J49000413B0)	197.0	28.0	225.0	13	2,925.0
<input type="checkbox"/> 二零零三年香港對外商品貿易回顧 (J33750300B0)	56.0	8.2	64.2	1	64.2
<input type="checkbox"/> 二零零三年香港對外商品貿易回顧 (J33750300B0)	56.0	8.2	64.2		
<input type="checkbox"/> 香港商品貿易指數 二零零四年期刊 二零零四年一月至十二月(共十二期) (J58000401B0-J58000412B0)	15.0	4.0	19.0	12	228.0
<input type="checkbox"/> 香港商品貿易指數 二零零四年期刊 二零零四年____月至十二月(共____期) (J580004B0)	15.0	4.0	19.0		
<input type="checkbox"/>					
合計					

本人現附上支票(編號：_____)港幣_____元，購買上述刊物。(註：支票應予劃線，並註明支付「香港特別行政區政府」。)

訂戶資料

姓名：_____ 地址：_____

職銜：_____

部門：_____

機構名稱：_____ 電話：_____ 圖文傳真：_____

日期：_____

註：(1) 只適用於印刷版。如欲定期訂閱下載版，請到網上「香港統計數據書店」(<http://www.statisticalbookstore.gov.hk>)。
(2) 外地訂購人士暫時毋須附上支票，所需郵費將於收到訂購要求後另行通知。
(3) 訂閱超過一本相同名稱及期號的刊物，請向政府新聞處查詢所需本地郵費(電話：(852) 2842 8844 或 (852) 2842 8845，圖文傳真：(852) 2598 7482)。

你在表格上所提供的資料，只會用作辦理書刊訂購事宜，不會向任何和訂購無關的人士透露。如欲查看或更改所填報的資料，請與政府統計處的資料管理人員聯絡。地址：香港灣仔港灣道十二號灣仔政府大樓二十一樓。



Order Form (Applicable to hardcopies only)⁽¹⁾

Publications of Hong Kong External Merchandise Trade Statistics

To : Trade Statistics Branch (1), Census and Statistics Department
 19/F., Wanchai Tower, 12 Harbour Road, Wan Chai, Hong Kong.
 (Tel. No. : (852) 2582 4915 or (852) 2582 4918 Fax. No. : (852) 2802 1101)

Please tick (✓) in the appropriate box (□).

(HK\$)

Title of Publication	Price per copy (1)	Local postage (2)&(3)	Total price (a)	No. of issues (b)	Total amount (a) x (b)
<input type="checkbox"/> Hong Kong External Merchandise Trade, 2004 January to December 2004 (total 12 issues) (J42000401B0-J42000412B0)	55.0	16.5	71.5	12	858.0
<input type="checkbox"/> Hong Kong External Merchandise Trade, 2004 _____ to December, 2004 (total _____ issues) (J420004B0)	55.0	16.5	71.5		
<input type="checkbox"/> Hong Kong Merchandise Trade Statistics – Imports, 2004 January to December 2004 (total 12 issues) (J48000401B0-J48000412B0)	197.0	28.0	225.0	12	2,700.0
<input type="checkbox"/> Hong Kong Merchandise Trade Statistics – Imports, 2004 _____ to December, 2004 (total _____ issues) (J480004B0)	197.0	28.0	225.0		
<input type="checkbox"/> Hong Kong Merchandise Trade Statistics – Imports, 2004 January to December 2004 + Annual Supplement 2004 (J48000401B0-J48000413B0)	197.0	28.0	225.0	13	2,925.0
<input type="checkbox"/> Hong Kong Merchandise Trade Statistics – Domestic Exports and Re-exports, 2004 January to December 2004 (total 12 issues) (J49000401B0-J49000412B0)	197.0	28.0	225.0	12	2,700.0
<input type="checkbox"/> Hong Kong Merchandise Trade Statistics – Domestic Exports and Re-exports, 2004 _____ to December, 2004 (total _____ issues) (J490004B0)	197.0	28.0	225.0		
<input type="checkbox"/> Hong Kong Merchandise Trade Statistics – Domestic Exports and Re-exports, 2004 January to December 2004 + Annual Supplement 2004 (J49000401B0-J49000413B0)	197.0	28.0	225.0	13	2,925.0
<input type="checkbox"/> Annual Review of Hong Kong External Merchandise Trade 2003 (J33750300B0)	56.0	8.2	64.2	1	64.2
<input type="checkbox"/> Annual Review of Hong Kong External Merchandise Trade 2003 (J33750300B0)	56.0	8.2	64.2		
<input type="checkbox"/> Hong Kong Merchandise Trade Index Numbers January to December 2004 (total 12 issues) (J58000401B0-J58000412B0)	15.0	4.0	19.0	12	228.0
<input type="checkbox"/> Hong Kong Merchandise Trade Index Numbers _____ to December 2004 (total _____ issues) (J580004B0)	15.0	4.0	19.0		
<input type="checkbox"/>					
TOTAL					

I enclose a cheque (No. _____) of HK\$ _____ for the payment of the above order. (Cheque should be crossed and made payable to 'The Government of the Hong Kong Special Administrative Region' or 'The Government of the HKSAR'.)

Subscriber's Information

Name : _____ Address : _____
 Title of Post _____
 Department : _____
 Name of _____ Tel. : _____ Fax No. : _____
 Organization : _____ Date : _____

Notes: (1) Applicable to hardcopies only. For arranging subscription to softcopies, please visit the online "Statistical Bookstore, Hong Kong" (<http://www.statisticalbookstore.gov.hk>).
 (2) For mailings to addresses outside Hong Kong, please do not send in a cheque now. The required postage will be advised upon receipt of order.
 (3) For arranging subscription to more than one copy per issue with the same title, please consult the Information Services Department about the required local postage. (Tel.: (852) 2842 8844 or (852) 2842 8845, Fax: (852) 2598 7482).

The information provided herein will only be used for processing your order of publications and will not be disclosed to parties which are not involved in the subscription of these publications. You may seek access to or correction of the information by addressing your request to the Data Controlling Officer, Census and Statistics Department, 21/F, Wanchai Tower, 12 Harbour Road, Wan Chai, Hong Kong.

二零零二年經濟統計調查報告

下列人士必備的參考資料

市場分析員
投資者
經濟分析員
商界專業人士



載列有關各種行業結構特徵的最新統計數字，包括：

- 生產總值、銷貨總額、業務收益及其他收入
- 增加價值(用以量度對本地生產總值的貢獻)
- 購入貨品及原料的總值
- 其他營運開支
- 固定資產的買賣淨值
- 機構單位數目、僱員薪酬

**物超所值
請從速選購**

郵購表格

刊物名稱	本數	單價@	本地郵費*	合計
1. 二零零二年工業生產按年統計調查報告 (J33010200B0)	_____	x (港幣 44 元 + 港幣 8.2 元)	= 港幣 _____ 元	
2. 二零零二年屋宇建築、建造及地產業按年統計調查報告 (J33080200B0)	_____	x (港幣 34 元 + 港幣 4.0 元)	= 港幣 _____ 元	
3. 二零零二年批發、零售、進口與出口貿易、食肆及酒店按年統計調查報告 (J33090200B0)	_____	x (港幣 46 元 + 港幣 8.2 元)	= 港幣 _____ 元	
4. 二零零二年運輸及有關服務按年統計調查報告 (J33060200B0)	_____	x (港幣 38 元 + 港幣 4.0 元)	= 港幣 _____ 元	
5. 二零零二年倉庫、通訊、財務、保險及商用服務按年統計調查報告 (J33070200B0)	_____	x (港幣 36 元 + 港幣 8.2 元)	= 港幣 _____ 元	

* 海外郵費於本處收到訂購要求後另行通知。

本人現附上支票(編號: _____)港幣 _____ 元, 購買上述刊物。
(註: 支票應予劃線, 並註明支付「香港特別行政區政府」。)

公司名稱 _____
姓名 _____
職位 _____
地址 _____
電話號碼 _____ 圖文傳真 _____

貴公司從事的業務:

- 製造業 屋宇建築及建造業
 運輸業 商用服務業
 批發、零售、進出口貿易、飲食及酒店業
 其他, 請註明 _____

HKMDS

你在表格上所提供的資料, 只會用作辦理書刊訂購事宜, 不會向任何和訂購無關的人士透露。如欲查看或更改所填報的資料, 請與政府統計處的資料管理人員聯絡。
地址: 香港灣仔港灣道十二號灣仔政府大樓二十一樓。

@ 此為印刷版的售價。請注意, 除印刷版外, 以上刊物亦備有下載版(PDF格式)可供選擇。下載版定價均為印刷版的百分之七十五。如欲訂購下載版, 請到網上「香港統計數據書店」(<http://www.statisticalbookstore.gov.hk>)。

請交回: 政府統計處
建造及雜項服務統計組
香港九龍紅磡蕪湖街 83 號
莊士紅磡廣場 15 樓
電話: 2882 4684



中華人民共和國
香港特別行政區 政府統計處
Census and Statistics Department
Hong Kong Special Administrative Region
People's Republic of China

Reports on 2002 Economic Surveys

Essential references for

Market Analysts
Investors
Economic Analysts
Business Professionals

Contain latest statistics on structural characteristics of various industries/trades, including:

- gross output, sales of goods, business receipts and other income
- value added (a measure of contribution to gross domestic product)
- purchases of goods and materials
- other operating expenses
- gross additions to fixed assets
- number of establishments, compensation of employees



Good value for money
Get your copy now

Order Form

Title of publications	Number of copies	Unit [®] price	Postage* for local mailings	Total amount
1. Report on 2002 Annual Survey of Industrial Production (J33010200B0)	_____	x (HK\$44	+ HK\$8.2) =	HK\$ _____
2. Report on 2002 Annual Survey of Building, Construction and Real Estate Sectors (J33080200B0)	_____	x (HK\$34	+ HK\$4.0) =	HK\$ _____
3. Report on 2002 Annual Survey of Wholesale, Retail and Import and Export Trades, Restaurants and Hotels (J33090200B0)	_____	x (HK\$46	+ HK\$8.2) =	HK\$ _____
4. Report on 2002 Annual Survey of Transport and Related Services (J33060200B0)	_____	x (HK\$38	+ HK\$4.0) =	HK\$ _____
5. Report on 2002 Annual Survey of Storage, Communication, Financing, Insurance and Business Services (J33070200B0)	_____	x (HK\$36	+ HK\$8.2) =	HK\$ _____

* Postage for overseas mailings will be advised upon receipt of order.
I enclose a cheque (No. _____) of HK\$ _____ for the payment of the above order (cheque should be crossed and made payable to "The Government of the Hong Kong Special Administrative Region").

Company Name _____ Business engaged by your company
Name _____ Manufacturing Building & construction
Designation _____ Transport Business services
Address _____ Wholesale, retail, import/export, restaurants & hotels
 Others, please specify _____
Tel No. _____ Fax No. _____

HKMDS

The information provided herein will only be used for processing your order of publications and will not be disclosed to parties which are not involved in the processing. You may seek access to or correction of the information by addressing your request to the Data Controlling Officer, Census and Statistics Department, 21/F Wanchai Tower, 12 Harbour Road, Wan Chai, Hong Kong.

® This refers to the price of hardcopy. Apart from hardcopy, please note that softcopy (in PDF format) is also available. Softcopies are priced at 75% of their hardcopy counterparts. For ordering softcopies, please visit the online "Statistical Bookstore, Hong Kong" (<http://www.statisticalbookstore.gov.hk>).

Please send to : Census & Statistics Department
(Attn: Construction & Miscellaneous Services Statistics Section)
15/F, Chuang's Hung Hom Plaza,
83 Wuhu Street, Hung Hom, Kowloon, Hong Kong.
Tel. : 2882 4684



中華人民共和國
香港特別行政區 政府統計處
Census and Statistics Department
Hong Kong Special Administrative Region
People's Republic of China

香港統計數據書店

Statistical Bookstore, Hong Kong

網上


隨時

隨地

e
Online



Anytime



Anywhere

The screenshots display the website's navigation and product listings. Key sections include:

- Publications:** A list of reports such as 'General Digests', 'National Income', and 'Labour, Employment, Wages'.
- Statistical Tables:** A section for data tables available in CSV format.
- Shopping List:** A table showing selected items with details like title, date, and price.

Item	Stock	Item Progress	Price (HK\$)	Qty
Hong Kong Economic Trends	2001/2002	Hardcopy	10.00	1
Regional Chinese and English Version (Book format)	2001/2002	Hardcopy	10.00	1
Hong Kong Monthly Digest of Statistics	2001 February	Hardcopy	40.00	1
Regional Chinese and English Version (Book format)	2001 February	Hardcopy	40.00	1
Hong Kong Annual Digest of Statistics	2001	Hardcopy	60.00	1
Regional Chinese and English Version (Book format)	2001	Hardcopy	60.00	1
香港統計年刊	2001年	印刷版 (1137页)	60.00	1
香港統計年刊	2001年	下載版 (PDF) (4 MB)	60.00	1

瀏覽容易

購買方法簡單

網上付款方法安全

即時下載

郵遞送達

Easy Browsing

Simple Purchasing

Secure Online Payment

Immediate Downloading

Mail Delivery



<http://www.statisticalbookstore.gov.hk>



香港特別行政區 政府統計處
Census and Statistics Department
Hong Kong Special Administrative Region
<http://www.info.gov.hk/censtatd/>

ESD
ELECTRONIC SERVICE DELIVERY
<http://www.esd.gov.hk>

