

## Results

### Competition


Match No	XT126
Time	11:00~14:30
Court	1

### Competition Summary

		Score	
	Canada	0 - 3	England
XD	LINDEMAN Ty	lost	ELLIS Marcus
	WU Josephine	0 - 2 12:21 9:21	SMITH Lauren
MS	YANG Brian	lost	PENTY Toby
		0 - 2 19:21 19:21	
MD	DONG Adam	lost	LANE Ben
	YAKURA Nyl Kiyoshi	0 - 2 17:21 12:21	VENDY Sean
WS	LI Michelle	----	REDFEARN Freya
WD	TSAI Kristen	----	BIRCH Chloe
	HONDERICH Rachel		SMITH Lauren

#### Legend:

<b>MD</b> Men's Doubles	<b>MS</b> Men's Singles	<b>WD</b> Women's Doubles	<b>WS</b> Women's Singles	<b>XD</b> Mixed Doubles
<b>XT</b> Mixed Team	---- Not Played			



## Results

LINDEMAN Ty / WU Josephine (CAN) - ELLIS Marcus / SMITH Lauren (ENG)  
12-21, 9-21

### Mixed Doubles

Match Number: XT126

Name	CGA Code	Match	Game 1	Game 2	Game 3
LINDEMAN Ty WU Josephine	CAN	0	12	9	
ELLIS Marcus SMITH Lauren	ENG	2	21	21	
Duration* (minutes)		33	15	16	
Longest rally (seconds)		23	22	23	
Longest rally (strokes)		25	16	25	
Average rally (seconds)		8	8	9	
Average rally (strokes)		7	6	8	
Shuttles used		10	6	4	

Umpire: SOOKDEO Shaun Richardo (TTO)

Service Judge: BHATT Jiten Kirti (AUS)


	LINDEMAN Ty WU Josephine			ELLIS Marcus SMITH Lauren		
	Game 1	Game 2	Game 3	Game 1	Game 2	Game 3
Total points played	33	30		33	30	
Total points won	12	9		21	21	
Most consecutive points	2	2		5	8	
Match Points					1	
Game Points				1		
Points scored without service	9	7		9	7	
Points scored with service	3	2		12	14	
Biggest lead	1			9	12	
Biggest come back to win the game				1		
Service faults						
Penalties. Yellow / Red / Black Card (Score)						
Successful / Unsuccessful challenges	0/0	0/1		0/0	0/1	

1	LINDEMAN Ty				2				5	6					8					10	11			
	WU Josephine		1				3	4					7				9					12		
	ELLIS Marcus SMITH Lauren			1	2				4	5				10	11			14	15	16	17	18		20
		0				3					6	7	8	9			12	13				19		

2	LINDEMAN Ty						2				4	5								7	8			
	WU Josephine			1						3								6				9		
	ELLIS Marcus SMITH Lauren				2	3	4	5	6			8	9							18			20	21
		0	1							7				10	11	12	13	14	15	16	17		19	

### Legend:

\* Includes breaks during and between games **XT** Mixed Team



## Results

**YANG Brian (CAN) - PENTY Toby (ENG)**  
**19-21, 19-21**

**Men's Singles**

**Match Number: XT126**

Name	CGA Code	Match	Game 1	Game 2	Game 3
YANG Brian	CAN	0	19	19	
PENTY Toby	ENG	2	21	21	
Duration* (minutes)		49	25	25	
Longest rally (seconds)		50	50	27	
Longest rally (strokes)		42	42	20	
Average rally (seconds)		11	13	10	
Average rally (strokes)		8	10	6	
Shuttles used		16	8	8	

**Umpire:** SAYED Faadil (MRI)

**Service Judge:** GUBB Trish (NZL)


	YANG Brian			PENTY Toby		
	Game 1	Game 2	Game 3	Game 1	Game 2	Game 3
Total points played	40	40		40	40	
Total points won	19	19		21	21	
Most consecutive points	6	6		6	5	
Match Points					3	
Game Points				1		
Points scored without service	7	11		8	11	
Points scored with service	12	8		13	10	
Biggest lead	5			4	8	
Biggest come back to win the game				5		
Service faults						
Penalties. Yellow / Red / Black Card (Score)						
Successful / Unsuccessful challenges	0/1	1/1		0/0	0/2	

1	YANG Brian	0	1	2	3					4	5	6	7		8	9	10	11	12	13				14	15		16	17	18		19		
	PENTY Toby		1			2	3	4	5	6	7				8					9	10	11	12		13	14	15	16		17	18	19	20

2	YANG Brian						1		2	3		4		5	6		7		8		9		10				11	12	13	14	15	16	17	18	19
	PENTY Toby	0	1	2	3	4	5		6	7		8		9		10	11	12	13	14	15	16	17	18	19							20		21	

**Legend:**

\* Includes breaks during and between games **XT** Mixed Team



## Results

**DONG Adam / YAKURA Nyl Kiyoshi (CAN) - LANE Ben / VENDY Sean (ENG)**  
**17-21, 12-21**

## Men's Doubles

**Match Number:** XT126

Name	CGA Code	Match	Game 1	Game 2	Game 3
DONG Adam	CAN	0	17	12	
YAKURA Nyl Kiyoshi					
<b>LANE Ben</b>	<b>ENG</b>	<b>2</b>	<b>21</b>	<b>21</b>	
<b>VENDY Sean</b>					
Duration* (minutes)		46	25	19	
Longest rally (seconds)		78	78	74	
Longest rally (strokes)		82	82	58	
Average rally (seconds)		11	12	11	
Average rally (strokes)		10	12	9	
Shuttles used		23	12	11	

**Umpire:** LAU Chen Lea (MAS)

**Service Judge:** SOOKDEO Shaun Richardo (TTO)

	DONG Adam YAKURA Nyl Kiyoshi			LANE Ben VENDY Sean		
	Game 1	Game 2	Game 3	Game 1	Game 2	Game 3
Total points played	38	33		38	33	
Total points won	17	12		21	21	
Most consecutive points	4	2		7	6	
Match Points					1	
Game Points				2		
Points scored without service	9	10		10	10	
Points scored with service	8	2		11	11	
Biggest lead	2	2		6	9	
Biggest come back to win the game				2	2	
Service faults						
Penalties. Yellow / Red / Black Card (Score)						
Successful / Unsuccessful challenges	0/0	0/1		0/2	0/0	

1	DONG Adam YAKURA Nyl Kiyoshi	0	1										6	7	8									10				12			14	15	16					
	LANE Ben VENDY Sean			1	2	3										7	8									11			13						20			17
												4	5	6							9	10	11	12	13	14	15			17			19					2
2	DONG Adam YAKURA Nyl Kiyoshi		1			3							6			8									10													
	LANE Ben VENDY Sean	0			2						4	5				7									9										11	12		
				1				3					6					8	9	10	11	12		13			14	15	16	17	18	19			20	21		

**Legend:**

\* Includes breaks during and between games **XT** Mixed Team