






## SQUAD LISTS WITH WORLD SERIES CAREER DATA


 AUSTRALIA	EVENTS	POINTS	TRIES	GOALS
1 Henry Hutchison	39	515	103	0
2 Samu Kerevi	D			
3 Corey Toole	8	190	38	0
4 Dietrich Roache	8	280	18	94
5 Ben Dowling	6	50	8	5
6 Henry Paterson	7	50	10	0
7 Josh Turner	14	172	34	1
8 Matthew Gonzalez	4	45	9	0
9 Mark Nawaqanitawase	D			
10 Nick Malouf (c)	46	315	63	0
11 Maurice Longbottom	27	445	72	42
12 Nathan Lawson	5	40	8	0
13 Ben Marr	4	20	4	0
<b>Team Total</b>	<b>168</b>	<b>2122</b>	<b>367</b>	<b>142</b>


 CANADA	EVENTS	POINTS	TRIES	GOALS
1 Anton Ngongo	8	45	9	0
2 Jake Thiel	25	90	18	0
3 Nicholas Allen	9	40	8	0
4 Phil Berna (c)	34	165	33	0
5 Alex Russell	8	70	14	0
6 Josiah Morra	19	115	23	0
7 Brock Webster	7	44	8	2
8 Cooper Coats	11	173	11	59
9 D'Shawn Bowen	4	10	2	0
10 Lachlan Kratz	5	10	2	0
11 Ciaran Breen	2	15	3	0
12 Matt Oworu	8	5	1	0
13 Elias Hancock	1	0	0	0
<b>Team Total</b>	<b>141</b>	<b>782</b>	<b>132</b>	<b>61</b>


 ENGLAND	EVENTS	POINTS	TRIES	GOALS
1 Jamie Adamson	6	25	5	0
2 Max Clementson	6	10	2	0
3 Alex Davis (c)	33	252	50	1
4 Hayden Hyde	4	25	5	0
5 Blake Boyland	6	57	11	1
6 Jamie Barden	15	47	9	1
7 Calum Randle	9	65	13	0
8 Tom Bowen	58	555	111	0
9 Freddie Roddick	10	153	13	44
10 Tom Emery	9	84	10	17
11 Charlton Kerr	21	135	27	0
12 Will Homer	6	60	12	0
13 Api Bavadra	5	10	2	0
<b>Team Total</b>	<b>188</b>	<b>1478</b>	<b>270</b>	<b>64</b>


 FIJI	EVENTS	POINTS	TRIES	GOALS
1 Josua Vakurinabili	31	305	61	0
2 Semi Kunatani	23	342	68	1
3 Sevuloni Mocenacagi	38	315	63	0
4 Tevita Daugunu	6	25	5	0
5 Jeremaia Matana	5	15	3	0
6 Elia Canakaivata	6	59	11	2
7 Sireli Maqala	D			
8 Waisea Nacuqu (c)	40	840	108	150
9 Jerry Tuwai	56	684	136	2
10 Filipe Sauturaga	4	35	7	0
11 Kaminieli Rasaku	6	131	19	18
12 Aminiasi Tuimaba	15	332	66	1
13 Vuiviawa Naduvalo	4	115	23	0
<b>Team Total</b>	<b>234</b>	<b>3198</b>	<b>570</b>	<b>174</b>


	JAMAICA	EVENTS	POINTS	TRIES	GOALS
1	Dy'Neal Fe'ssal	1	5	1	0
2	Omar Dixon	1	5	1	0
3	Tyler Bush	2	10	2	0
4	Oshane Edie	2	5	1	0
5	Rhodri Adamson	1	2	0	1
6	Conan Osborne (c)	1	0	0	0
7	Ronaldeni Fraser	D			
8	Gareth Stoppani	2	22	4	1
9	Ashley Smith	4	5	1	0
10	Lucas Roy-Smith	4	29	1	12
11	Fabian Turner	2	0	0	0
12	Mason Caton-Brown	1	20	4	0
13	Sam Caven	1	0	0	0
Team Total		22	103	15	14


	KENYA	EVENTS	POINTS	TRIES	GOALS
1	Daniel Taabu	23	272	22	81
2	Bush Mwale	41	205	41	0
3	Alvin Otieno	18	155	31	0
4	Vincent Onyala	17	222	44	1
5	Billy Odhiambo	58	497	99	1
6	Levi Amunga	7	61	5	18
7	Tony Omondi	8	93	5	34
8	Herman Humwa	22	65	13	0
9	Nelson Oyoo (c)	46	290	58	0
10	Johnstone Olindi	19	181	23	33
11	Edmund Anyaa	8	20	4	0
12	Willy Ambaka	52	645	129	0
13	Kevin Wekesa	5	35	7	0
Team Total		324	2741	481	168


	MALAYSIA	EVENTS	POINTS	TRIES	GOALS
1	Muhammad Mohd Raihan	D			
2	Muhammad Suhairi Effendi	D			
3	Mohamad Nordin	D			
4	Muhamad Sudin	D			
5	Muhammad Zulkeffli (c)	1	0	0	0
6	Wan Azley Wan Omar	D			
7	Muhammad Md Said	D			
8	Muhammad Che Oon	D			
9	Adam Alias	D			
10	Muhammad Mat Zizi	1	0	0	0
11	Ahmad Azizad	D			
12	Amalul Hazim Nasarrudin	D			
13	Mohammad Zainudin	D			
Team Total		2	0	0	0


	NEW ZEALAND	EVENTS	POINTS	TRIES	GOALS
1	Scott Curry	54	620	120	10
2	Che Clark	D			
3	Tone Ng Shiu	29	170	34	0
4	Akuila Rokolisoa	16	235	29	45
5	Dylan Collier	42	280	56	0
6	Ngarohi McGarvey-Black	15	257	27	61
7	Sam Dickson (c)	58	464	92	2
8	Caleb Tangitau	4	85	17	0
9	Regan Ware	40	527	105	1
10	Leroy Carter	4	35	7	0
11	Joe Webber	41	500	83	42
12	Sione Molia	38	330	66	0
13	Moses Leo	2	30	6	0
Team Total		343	3533	642	161


	SAMOA	EVENTS	POINTS	TRIES	GOALS
1	Vaovasa Afa Sua (c)	4	20	4	0
2	Vaa Apelu Maliko (c)	11	150	30	0
3	Uaina Sione	8	65	13	0
4	Motu Opetai	4	5	1	0
5	Levi Milford	D			
6	Iafeta Purcell	4	26	2	8
7	Melani Matavao (c)	11	178	15	51
8	Neueli Leitufia	2	12	2	1
9	Fafoi Falaniko	4	12	2	1
10	Paul Scanlan	13	116	20	8
11	Owen Niue	4	42	8	1
12	Steve Onosai	4	82	16	1
13	Taunuu Niulevaea	D			
Team Total		69	<b>708</b>	<b>113</b>	<b>71</b>


	SCOTLAND	EVENTS	POINTS	TRIES	GOALS
1	Jordan Edmunds	6	75	15	0
2	Matt Davidson	6	11	1	3
3	Alec Coombes	20	90	18	0
4	Kaleem Barreto	8	84	10	17
5	Harvey Elms	26	214	36	17
6	Paddy Kelly	14	45	9	0
7	Jamie Farndale (c)	53	675	135	0
8	Grant Hughes	4	5	1	0
9	Jacob Henry	4	5	1	0
10	Robbie Fergusson	31	433	57	74
11	Lee Jones	29	290	58	0
12	Ross McCann	26	109	21	2
13	Femi Sofolarin	10	60	12	0
Team Total		237	<b>2096</b>	<b>374</b>	<b>113</b>


	SOUTH AFRICA	EVENTS	POINTS	TRIES	GOALS
1	Sakoyisa Makata	15	55	11	0
2	Christie Grobbelaar	8	70	14	0
3	James Murphy	9	30	6	0
4	Zain Davids	32	160	32	0
5	Angelo Davids	8	155	31	0
6	JC Pretorius	19	210	42	0
7	Ronald Brown	8	285	27	75
8	Selvyn Davids	27	564	69	109
9	Shaun Williams	6	72	12	6
10	Dewald Human	17	211	17	63
11	Siviwe Soyizwapi (c)	39	655	131	0
12	Muller du Plessis	19	305	61	0
13	Mfundo Ndhlovu	10	60	12	0
Team Total		217	<b>2832</b>	<b>465</b>	<b>253</b>

	SRI LANKA	EVENTS	POINTS	TRIES	GOALS
1	Sudaraka Dikkumbura	D			
2	Mithun Hapugodage	1	17	3	1
3	Ramesh Fernando	D			
4	Chathura Senavirathne	D			
5	Dansha Chandradas	D			
6	Ravindu Hettiarachchi	D			
7	Iroshan Silva	D			
8	Ashan Ratwatte	D			
9	Anuradha Sooriyabandara (c)	1	11	1	3
10	Nigel Ratwatte	1	0	0	0
11	Buddhima Nanayakkara Kudachchige	D			
12	Reeza Raffaideen	D			
13	Dilruksha Dange	D			
Team Total		3	<b>28</b>	<b>4</b>	<b>4</b>

 TONGA	EVENTS	POINTS	TRIES	GOALS
1 Sione Tupou (c)	2	10	2	0
2 Walter Fifita	D			
3 Samson Fualalo	D			
4 Samisoni Asi	D			
5 Tevita Halafahi	D			
6 Latuselu Vailea	2	27	5	1
7 Edward Sunia	2	10	2	0
8 Amanaki Veamatahau	D			
9 John Ika	D			
10 Atieli Pakalani	6	52	8	6
11 Rodney Tongotea	D			
12 John Tapueluelu	2	25	5	0
13 Niukula Osika	D			
<b>Team Total</b>	<b>14</b>	<b>124</b>	<b>22</b>	<b>7</b>

 UGANDA	EVENTS	POINTS	TRIES	GOALS
1 Alex Aturinda	D			
2 Isaac Massanganzira	D			
3 Ian Munyani	D			
4 William Nkore	D			
5 Philip Wokorach	3	75	9	15
6 Micheal Okorach (c)	4	5	1	0
7 Norbert Okeny	D			
8 Desire Ayera	1	0	0	0
9 Aaron Ofoyrwoth	2	14	0	7
10 Adrian Kasito	3	10	2	0
11 Timothy Kisiga	D			
12 Ivan Otema	D			
13 Karim Arinaitwe	D			
<b>Team Total</b>	<b>13</b>	<b>104</b>	<b>12</b>	<b>22</b>

 WALES	EVENTS	POINTS	TRIES	GOALS
1 Luke Treharne (c)	50	683	65	179
2 Tyler Morgan	2	15	3	0
3 Morgan Sieniawski	8	20	4	0
4 Chris Smith	2	5	1	0
5 Tom Brown	6	25	5	0
6 Callum Williams	4	35	7	0
7 Owen Jenkins	44	287	57	1
8 Tom Williams	20	123	19	14
9 Morgan Williams	26	196	38	3
10 Cole Swannack	6	25	5	0
11 Lloyd Lewis	17	75	15	0
12 Ewan Rosser	6	35	7	0
13 Callum Carson	4	10	2	0
<b>Team Total</b>	<b>195</b>	<b>1534</b>	<b>228</b>	<b>197</b>

 ZAMBIA	EVENTS	POINTS	TRIES	GOALS
1 Melvin Banda	D			
2 Israel Kalumba (c)	D			
3 Chisanga Nkoma	D			
4 Lawrence Kaushiku	D			
5 Davy Chimbukulu	D			
6 Edmond Hamayuwa	D			
7 Laston Mukosa	D			
8 Elisha Bwalya	D			
9 Alex Mwewa	D			
10 Brian Mbalwe	D			
11 Rodgers Mukupa	D			
12 Mike Masabo	D			
<b>Team Total</b>	<b>0</b>	<b>0</b>	<b>0</b>	<b>0</b>