



**MASON-DIXON
POLLING & STRATEGY**

WASHINGTON, DC - 202-548-2680
JACKSONVILLE, FL - 904-261-2444

MASON-DIXON® FLORIDA POLL



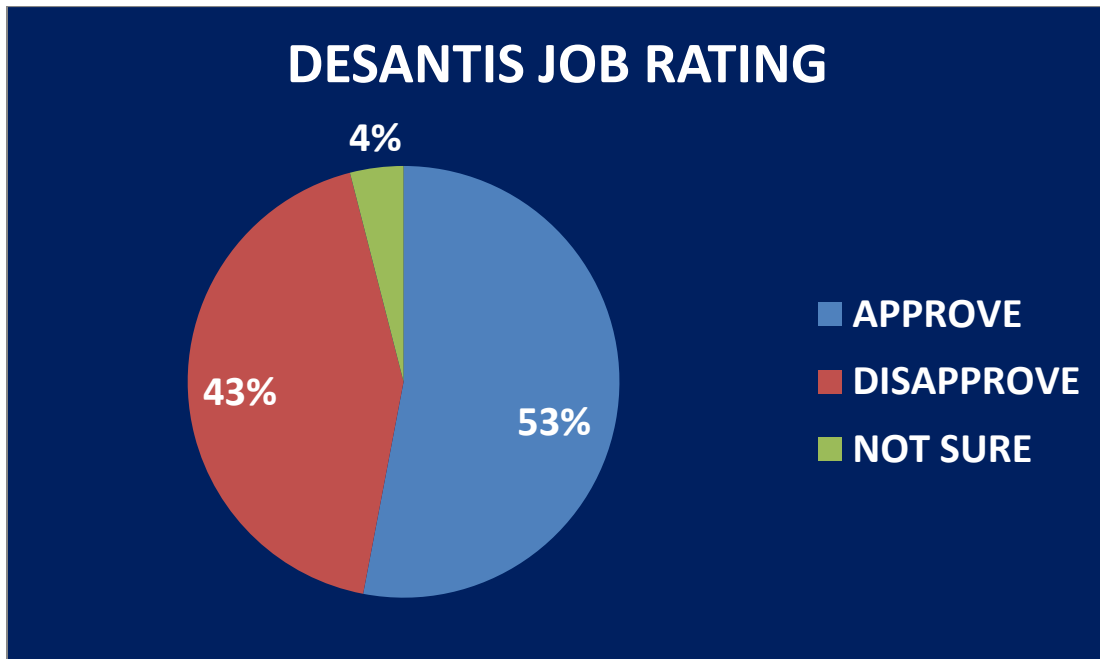
FEBRUARY 2022

© Copyright 2022, Mason-Dixon® Polling & Strategic Consulting, Inc.

Tracking public opinion in Florida since 1984

DESANTIS JOB RATING STEADY CONTINUES TO LEAD RE-ELECTION MATCH-UPS

Republican Governor Ron DeSantis’s job performance rating has changed little over the past year. Statewide, 53% continue to approve of how DeSantis is handling his job, while 43% disapprove and 4% are undecided.

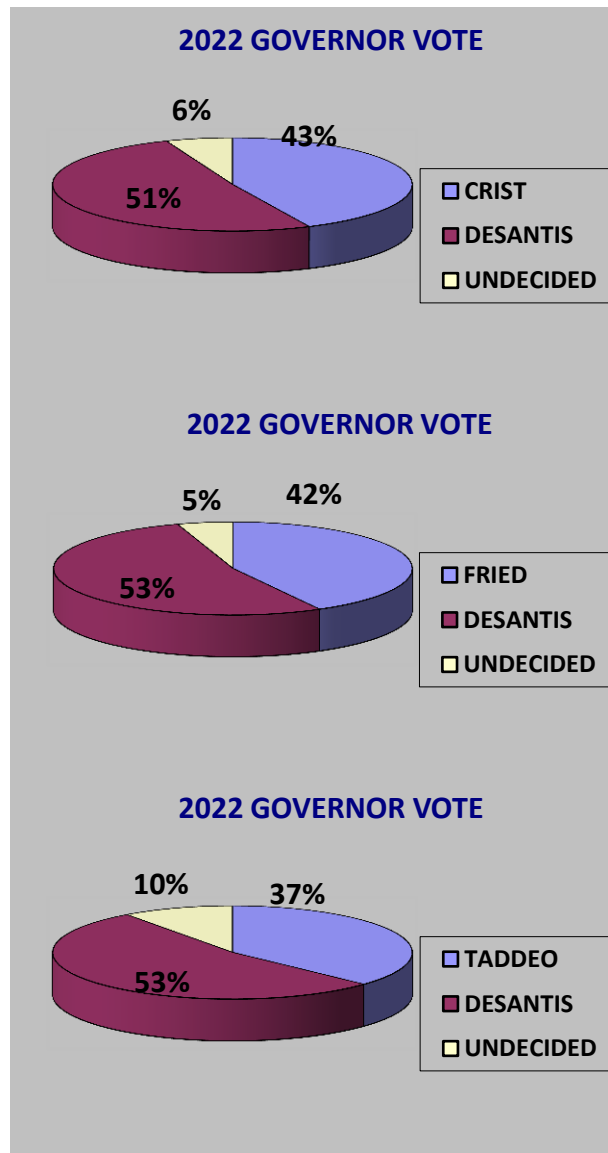


Last February, DeSantis also had a 53% approval rating and his disapproval rating has only climbed a statistically insignificant 1 percentage point since then (from 42% to 43%).

<u>DESANTIS JOB RATING</u>	<u>APPROVE</u>	<u>DISAPPROVE</u>	<u>NOT SURE</u>
March 2019	62%	24%	14%
July 2020	45%	49%	6%
February 2021	53%	42%	5%
February 2022	53%	43%	4%

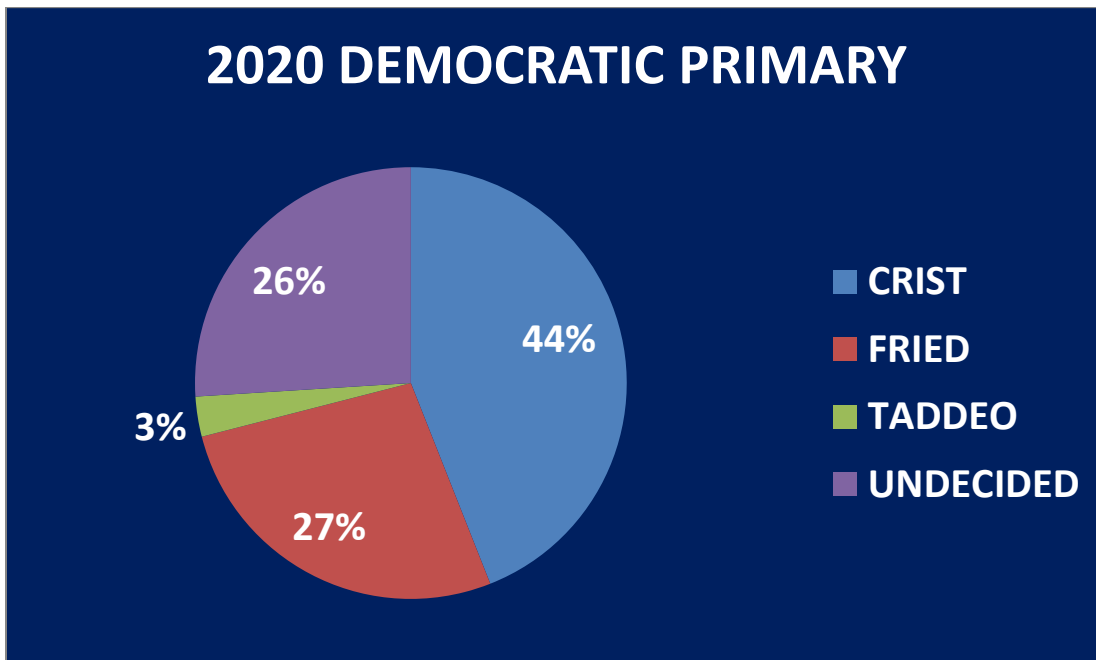
When matched up against his current potential Democratic challengers, DeSantis receives the support of slightly over half of Florida’s voters and his leads provide a decent cushion at this point in the race.

Statewide, DeSantis leads former governor and current Representative Charlie Crist by a 51%-43% margin, Agriculture Commissioner Nikki Fried by 53%-42% and State Senator Annette Taddeo by 53%-37%. These leads all appear to be related to DeSantis’s name recognition advantage, although Crist is almost comparably well known.



Crist is the gubernatorial candidate who is most familiar to primary voters, and despite his previous statewide runs as both a Republican and an Independent, he has emerged as the frontrunner for the Democratic nomination.

Statewide, 44% of Democratic primary voters currently support Crist, while 27% back Fried, 3% are for Taddeo and a significant 26% remain undecided.



STATEWIDE NAME RECOGNITION

Do you recognize the name _____?

(IF YES) Do you have a favorable, unfavorable or neutral opinion of _____?

	<u>RECOGNIZE FAVORABLE</u>	<u>RECOGNIZE UNFAVORABLE</u>	<u>RECOGNIZE NEUTRAL</u>	<u>DON'T RECOGNIZE</u>
Ron DeSantis	49%	37%	11%	3%
Charlie Crist	32%	35%	25%	8%
Nikki Fried	20%	14%	33%	33%
Annette Taddeo	7%	4%	32%	57%

QUESTION: Do you approve or disapprove of Ron DeSantis’s job performance as governor?

	<u>APPROVE</u>	<u>DISAPPROVE</u>	<u>NOT SURE</u>
STATE	53%	43%	4%

<u>REGION</u>	<u>APPROVE</u>	<u>DISAPPROVE</u>	<u>NOT SURE</u>
North Florida	62%	32%	6%
Central Florida	57%	40%	3%
Tampa Bay	55%	41%	4%
Southwest Florida	64%	33%	3%
Southeast Florida	38%	58%	4%

<u>GENDER ID</u>	<u>APPROVE</u>	<u>DISAPPROVE</u>	<u>NOT SURE</u>
Male	60%	36%	4%
Female	47%	49%	4%

<u>AGE</u>	<u>APPROVE</u>	<u>DISAPPROVE</u>	<u>NOT SURE</u>
<50	49%	45%	6%
50+	56%	41%	3%

<u>RACE/ETHNICITY</u>	<u>APPROVE</u>	<u>DISAPPROVE</u>	<u>NOT SURE</u>
White	61%	37%	2%
Black	16%	71%	13%
Hispanic	50%	44%	6%

<u>PARTY REGISTRATION</u>	<u>APPROVE</u>	<u>DISAPPROVE</u>	<u>NOT SURE</u>
Democrat	11%	84%	5%
Republican	89%	9%	2%
Independent	61%	32%	7%

***** 400 LIKELY DEMOCRATIC PRIMARY VOTERS *****

STATEWIDE NAME RECOGNITION

**Do you recognize the name _____?
(IF YES) Do you have a favorable, unfavorable or neutral opinion of _____?**

	<u>RECOGNIZE FAVORABLE</u>	<u>RECOGNIZE UNFAVORABLE</u>	<u>RECOGNIZE NEUTRAL</u>	<u>DON'T RECOGNIZE</u>
Charlie Crist	56%	12%	25%	7%
Nikki Fried	39%	4%	40%	17%
Annette Taddeo	13%	2%	33%	52%

**QUESTION: If the Democratic primary election for governor were held today,
for whom would you vote if the candidates were: (ORDER ROTATED)**

Charlie Crist	44%
Nikki Fried	27%
Annette Taddeo	3%
Undecided (NOT READ)	26%

QUESTION: If the 2022 election for governor were held today, for whom would you vote if the candidates were Charlie Crist, the Democrat, and Ron DeSantis, the Republican?

	<u>CRIST</u>	<u>DESANTIS</u>	<u>UNDECIDED</u>
STATE	43%	51%	6%

<u>REGION</u>	<u>CRIST</u>	<u>DESANTIS</u>	<u>UNDECIDED</u>
North Florida	33%	63%	4%
Central Florida	37%	57%	6%
Tampa Bay	40%	53%	7%
Southwest Florida	33%	63%	4%
Southeast Florida	61%	31%	8%

<u>GENDER ID</u>	<u>CRIST</u>	<u>DESANTIS</u>	<u>UNDECIDED</u>
Male	32%	62%	6%
Female	53%	41%	6%

<u>AGE</u>	<u>CRIST</u>	<u>DESANTIS</u>	<u>UNDECIDED</u>
<50	46%	49%	5%
50+	40%	53%	7%

<u>RACE/ETHNICITY</u>	<u>CRIST</u>	<u>DESANTIS</u>	<u>UNDECIDED</u>
White	34%	61%	5%
Black	84%	7%	9%
Hispanic	48%	45%	7%

<u>PARTY REGISTRATION</u>	<u>CRIST</u>	<u>DESANTIS</u>	<u>UNDECIDED</u>
Democrat	89%	6%	5%
Republican	4%	93%	3%
Independent	33%	56%	11%

QUESTION: If the 2022 election for governor were held today, for whom would you vote if the candidates were Nikki Fried, the Democrat, and Ron DeSantis, the Republican?

	<u>FRIED</u>	<u>DESANTIS</u>	<u>UNDECIDED</u>
STATE	42%	53%	5%

<u>REGION</u>	<u>FRIED</u>	<u>DESANTIS</u>	<u>UNDECIDED</u>
North Florida	33%	63%	4%
Central Florida	38%	58%	4%
Tampa Bay	40%	53%	7%
Southwest Florida	33%	63%	4%
Southeast Florida	56%	38%	6%

<u>GENDER ID</u>	<u>FRIED</u>	<u>DESANTIS</u>	<u>UNDECIDED</u>
Male	35%	62%	3%
Female	49%	44%	7%

<u>AGE</u>	<u>FRIED</u>	<u>DESANTIS</u>	<u>UNDECIDED</u>
<50	43%	49%	8%
50+	41%	56%	3%

<u>RACE/ETHNICITY</u>	<u>FRIED</u>	<u>DESANTIS</u>	<u>UNDECIDED</u>
White	33%	63%	4%
Black	79%	12%	9%
Hispanic	49%	45%	6%

<u>PARTY REGISTRATION</u>	<u>FRIED</u>	<u>DESANTIS</u>	<u>UNDECIDED</u>
Democrat	86%	11%	3%
Republican	5%	90%	5%
Independent	31%	59%	10%

QUESTION: If the 2022 election for governor were held today, for whom would you vote if the candidates were Annette Taddeo, the Democrat, and Ron DeSantis, the Republican?

	<u>TADDEO</u>	<u>DESANTIS</u>	<u>UNDECIDED</u>
STATE	37%	53%	10%

<u>REGION</u>	<u>TADDEO</u>	<u>DESANTIS</u>	<u>UNDECIDED</u>
North Florida	28%	62%	10%
Central Florida	35%	57%	8%
Tampa Bay	31%	56%	13%
Southwest Florida	24%	67%	9%
Southeast Florida	56%	34%	10%

<u>GENDER ID</u>	<u>TADDEO</u>	<u>DESANTIS</u>	<u>UNDECIDED</u>
Male	31%	63%	6%
Female	43%	44%	13%

<u>AGE</u>	<u>TADDEO</u>	<u>DESANTIS</u>	<u>UNDECIDED</u>
<50	40%	48%	12%
50+	34%	57%	9%

<u>RACE/ETHNICITY</u>	<u>TADDEO</u>	<u>DESANTIS</u>	<u>UNDECIDED</u>
White	28%	64%	8%
Black	67%	12%	21%
Hispanic	47%	42%	11%

<u>PARTY REGISTRATION</u>	<u>TADDEO</u>	<u>DESANTIS</u>	<u>UNDECIDED</u>
Democrat	79%	9%	12%
Republican	3%	91%	6%
Independent	26%	59%	15%

HOW THE POLL WAS CONDUCTED

This poll was conducted by Mason-Dixon Polling & Strategy, Inc. of Jacksonville, Florida from February 7 through February 10, 2022. A total of 625 registered Florida voters were interviewed live by telephone statewide.

Those interviewed were randomly selected from a phone-matched Florida voter registration list that included both land-line and cell phone numbers. Quotas were assigned to reflect voter registration by county.

The margin for error, according to standards customarily used by statisticians, is no more than ± 4 percentage points. This means that there is a 95 percent probability that the "true" figure would fall within that range if all voters were surveyed. The margin for error is higher for any subgroup, such as a gender or age grouping.

This poll also included an oversample of 400 likely Democratic primary voters. These voters were only asked the questions relative to the Democratic gubernatorial primary election. The margin for error of the primary results is ± 5 percentage points.

DEMOGRAPHICS

PARTY REGISTRATION:

Democrat	236 (38%)
Republican	249 (40%)
Independent or Other	140 (22%)

AGE:

18-34	101 (16%)
35-49	164 (26%)
50-64	168 (27%)
65+	188 (30%)
Refused	4 (1%)

RACE/ETHNICITY:

White/Caucasian	423 (68%)
Black/African American	90 (14%)
Hispanic or Cuban	100 (16%)
Other	6 (1%)
Refused	6 (1%)

GENDER ID:

Male	292 (47%)
Female	327 (52%)
Other	6 (1%)

REGION:

North Florida	135 (22%)
Central Florida	120 (19%)
Tampa Bay	115 (18%)
Southwest Florida	75 (12%)
Southeast Florida	180 (29%)

FLORIDA POLL REGIONS

NORTH FLORIDA: Voters interviewed in Escambia, Okaloosa, Santa Rosa, Bay, Calhoun, Franklin, Gulf, Liberty, Walton, Washington, Holmes, Jackson, Gadsden, Hamilton, Jefferson, Lafayette, Leon, Madison, Suwannee, Taylor, Wakulla, Baker, Bradford, Clay, Columbia, Duval, Nassau, Putnam, St. Johns, Flagler, Union, Alachua, Dixie, Gilchrist and Levy counties.

CENTRAL FLORIDA: Voters interviewed in Brevard, Lake, Marion, Orange, Osceola, Seminole, Citrus, Sumter, Volusia, and Indian River counties.

TAMPA BAY: Voters interviewed in Hernando, Hillsborough, Pasco, Pinellas and Polk counties.

SOUTHWEST FLORIDA: Voters interviewed in DeSoto, Glades, Hardee, Hendry, Highlands, Manatee, Sarasota, Charlotte, Collier and Lee counties.

SOUTHEAST FLORIDA: Voters interviewed in Okeechobee, St. Lucie, Martin, Palm Beach, Broward, Miami-Dade and Monroe counties.