

DECLASSIFIED

OPNAV

81

ALLOWANCES and LOCATION of NAVY AIRCRAFT



DECLASSIFIED

*by authority of Op-51 on
2 April 1975 by Blanche Snyder
Op-511*

OPNAV NOTICE P03110

31 JANUARY 1960

DEPARTMENT OF THE NAVY
OFFICE OF THE CHIEF OF NAVAL OPERATIONS

DEPARTMENT OF THE NAVY
OFFICE OF THE CHIEF OF NAVAL OPERATIONS
WASHINGTON 25, D. C.

OPNAV PO3110
OP-502D
Ser O2512P50
14 March 1960

DECLASSIFIED

~~CONFIDENTIAL~~
OPNAV NOTICE PO3110

From: Chief of Naval Operations
To: Distribution List

Subj: Allowance and Location of Navy Aircraft (U)

1. Purpose.

a. To indicate the following by units:

- (1) The operating aircraft allowances (Table 1).
- (2) The actual on hand aircraft inventories (Table 2), as of 31 January 1960.
- (3) The planned assignments of operating aircraft (Table 2).

b. To show the actual on hand program and non-program aircraft inventory in various forms (Section II), as of 31 January 1960.

2. General Instructions.

a. This Notice establishes unit operating allowances of the Naval Aircraft Program within each major operating command. The allocation of naval aircraft by model (i.e. operating and operational pool) is reflected in OPNAV INSTRUCTION O3110.1, "U. S. Naval Aircraft Program" (Gray Book), which establishes the operating and operational pool allocations for major operating commands in accordance with the approved planning factors and available inventory. In those instances where apparent inconsistencies between operating allowances and allocations occur, the "U. S. Naval Aircraft Program" shall be the controlling instruction, since it represents the planned implementation of aircraft programs which Congress approved and provided funds for. Actual on hand aircraft inventories are developed by the Navy Aircraft Accounting System, OPNAV INSTRUCTION 5442.2. The Naval Air Reserve Training Command as shown herein, has been established as a major command for aircraft logistics purposes only.

b. If the allowances as set forth are not deemed suitable for the mission which an activity or command has to support, the Chief of Naval Operations will consider recommendations for changes in types and allowances of aircraft. However, any requests for such changes that would result in an increase in a major command's total aircraft operating allowance should contain that command's recommendation for a compensatory reduction.

c. Major operating commands are authorized to shift operating assignments (Table 2) from one unit to another on a temporary basis; however, if it is expected that this shift will exceed three (3) months, the Chief of Naval Operations shall be requested to change the authorized operating allowance (Table 1).

d. Specific assignment of aircraft to individual officers is prohibited by the Secretary of the Navy. Aircraft for shore based activities not listed in Table 1 are provided within the allowances of Naval Air Bases, the Naval Air Reserve Training Command, the Naval Air Training Command, and the Bureau of Naval Weapons (Research and Development).

e. Types, classes and models of aircraft listed herein are in conformance with BUAER INSTRUCTION O5030.4 of 23 September 1959.

f. Planned operating levels of target drones (capable of carrying a pilot) are contained in OPNAV INSTRUCTION O3110.1 (U. S. Naval Aircraft Program).

~~CONFIDENTIAL~~

DECLASSIFIED

OPNAVNOTE P03110

14 March 1960

3. Classification. The security classification of this publication and all previous editions thereof is automatically downgraded from Confidential to Unclassified five (5) years after the Date of issue on the letter of promulgation. This action is in accordance with Section 3, Ch 4 of OPNAV INSTRUCTION 5510.1B. Upon downgrading, this publication will be marked "FOR OFFICIAL USE ONLY."

4. Cancellation. This Notice is cancelled and may be destroyed by burning when the next issue is received. No report of destruction is necessary. For record purposes cancel 15 June 1960.

F. Massey
F. MASSEY
By Direction

DISTRIBUTION LIST:

- SecDef(Comptroller)Budget (1)
- COFS, USAF, (Attn: AFXPR-AM) Rm: 4E1029, Pentagon (1)
- Record and Research Branch, J-3, The Joint Staff, Pentagon (2)
- Transportation Division, Operations Branch, J-4, The Joint Staff, Pentagon (1)
- Security Control Officer, Federal Aviation Agency, Bureau of Research & Development, Washington, D. C. (1)
- U. S. Naval Aviation Engineering Service Unit, Attn: Code 135, Washington 25, D. C. (1)
- Classified Material Office, Marine Barracks, Attn: Aviation Unit, Washington 3, D. C. (1)
- Bureau of Budget, Military Division, Executive Office, 17th and Pennsylvania, Wash., D.C. (1)
- General Accounting Office, Defense Accounting and Audit Division, Navy Audit Group, Munitions Building, Washington 25, D. C. (1)
- Naval Aide to the President, The White House, Washington, D. C. (1)
- Office of Executive Director, Johns Hopkins University, Operations Research Office, Washington 14, D. C. (1)
- U. S. War College Library, Carlisle Barracks, Pennsylvania (1)
- U. S. Naval Postgraduate School, Monterey, California (1)
- Program Director, Courtney and Company, 1711 Walnut Street, Philadelphia 3, Pa. (1)

OPNAV:

- | | | | | | | | |
|----------|-----|---------|-----|---------|------|--------------|-----|
| Op-001 | (1) | Op-05A5 | (1) | Op-41 | (1) | Op-507 | (3) |
| Op-008 | (1) | Op-05F | (1) | Op-50 | (1) | Op-52 | (4) |
| Op-09 | (1) | Op-33 | (5) | Op-50C | (2) | Op-53 | (3) |
| Op-09D | (1) | Op-34 | (2) | Op-501 | (25) | Op-561C | (1) |
| Op-92 | (6) | Op-345 | (1) | Op-502D | (25) | Op-561C1 | (2) |
| Op-100P2 | (1) | Op-346 | (1) | Op-505 | (2) | Op-74 | (3) |
| Op-05 | (3) | Op-402 | (1) | Op-506 | (1) | Op-704 | (1) |
| | | | | | | CNO FLAGPLOT | (1) |

~~CONFIDENTIAL~~

DECLASSIFIED

~~CONFIDENTIAL~~

OPNAVNOTE P03110
14 March 1960

PART I SNDL:

21 (3)
22 (3) (COMSEVENTHFLT only)
23A (1) (COMNAVPHIL, COMNAVFORWESTCOMADRGN only)
23B (1) (COMTAIWANPATFOR, COMASDEFORLANT, COMSOLANT only)
24A (1) (COMAIRPAC (15) COMAIRLANT (10))
24B (2) (COMPHIBLANT only)
24F (3)
24H (2) (Less COMFLTRAPAC)
26CC (1)
27C (1) (Less COMWESTSEAFRON)
28A (1) (COMCARDIV's 1, 2, 5, 17, 18, 19 only)
29H (1) (CVA's 16, 31, 34, 42 only)
42A (2) (COMFAIRSOWESTPAC, COMFAIRJAX, COMFAIRHAW, COMFAIRWHIDBEY only) ALAMEDA (4))
42B (1) (COMFAIRWING ONE (1) COMFAIRWINSLANT (2))
42EE (1)
42H (1)
46A (2)
46B (3)
46C1 (1) (MAG's 12, 15, 26, 32, 33 only)
46D1 (1) (MARFITRON's 323, 451 only)
46D2 (1) (MARATKRON 331 only)
50B (1) (CINC SAC only)
50D (2) (COMNAVFORCONAD only)

PART II SNDL:

A2A NavCompt (1)
A5 BUWEPS (104)
BUPERS PERS-11a (10)
BUWEPS (Attn: AER-PD-41) (1)
F2 (1) (ND's 6, 9, 10, 12 only)
F14 (3)
W1A (2) (Less Atlanta, Glynco, Dallas, Grosse Ile, Agana, Pax Riv, Whidbey, Quantanamo Bay, Los Alamitos, Minneapolis, Point Mugu, South Weymouth)
W1A (3) (Pax Riv, Whidbey only)
W1B (1) (Less Chula Vista, Milton, Fort Isabel)
W1C (1) (NAF Litchfield Park only)
W1E (1)
W1G (1) (Less Santa Ana)
W1H (1) (Roosvelt Roads only)
W1J (1)
W2A (2) (NAB's 1, 5, 12, 13, 14 only)
W2B (1) (Less El Toro Santa Ana)
W3A (2)
W3B (2)
W3E (4)
W3F (1)
W4A (1) (Jacksonville only)
W6A (1) (Central District only)
W6B (1) (BUWEPS REP EL Segundo, Buffalo, Burbank, Columbus only)
W7E (1)
W7K (1)
W8A (1)
W8B (1)
W10A (6)
W10B (1)
W11A (1) (Crane Indiana only)
W12A (1) (Eastern District only)
J95 (2)
M46 (2)
M61 (10)

~~CONFIDENTIAL~~

DECLASSIFIED

~~CONFIDENTIAL~~

TABLE OF CONTENTS

SECTION I

STATUS CODES 6

ABBREVIATIONS 7

TABLE I PROGRAM OPERATING ALLOWANCES 8

TABLE 2 LOCATION OF TOTAL PROGRAM AND NON-PROGRAM AIRCRAFT INVENTORY 17

TABLE 3 PROGRAM INVENTORY BY STATUS AND PLANNED OPERATING ASSIGNMENTS 43

TABLE 4 TOTAL PROGRAM AND NON-PROGRAM AIRCRAFT INVENTORY BY LOCATION AND ORGANIZATIONAL UNIT 64

GENERAL

The Navy Program aircraft inventory is presented herein in three arrangements:

TABLE 2 is by type of reporting custodian within each command showing, for each unit and model of aircraft, location, authorized operating allowance, and actual inventory.

TABLE 3 is a summary of the actual operating inventory by major commands for each class, configuration and model in the program.

TABLE 4 is in alphabetic order of geographic location except that carriers and other ships are listed first showing for each location the "reporting custodians" or "unit" based there, the total aircraft in custody of each, and a code designation of their respective "command". The column headed Command contains their code designations, which are translated as follows:

- 11.....LANT.....Atlantic Fleet (Navy)
- 19.....LANT.....Atlantic Fleet (Marine Corps)
- 21.....PAC.....Pacific Fleet (Navy)
- 29.....PAC.....Pacific Fleet (Marine Corps)
- 31.....NABS.....Naval Air Bases (Navy)
- 39.....NABS.....Naval Air Bases (Marine Corps)
- 41.....NABTC.....Naval Air Basic Training Command
- 43.....NAATC.....Naval Air Advanced Training Command
- 44.....NATTC.....Naval Air Technical Training Command
- 50.....NART.....Naval Air Reserve Training Command
- 70.....RDT&E.....Research, Development, Test & Evaluation
- 88.....BUWEPS.....Fleet Readiness, BUWEPS

The above classifications are for logistic purposes and statistical convenience and in no way alter any organizational structure or military command established elsewhere by the Navy.

SECTION II

STATUS OF NAVY AIRCRAFT INVENTORY 67

~~CONFIDENTIAL~~

CONFIDENTIAL

DECLASSIFIED

STATUS CODES

Table two of this report includes a column headed "STATUS" which refers to aircraft status code classifications as defined in OPNAV INSTRUCTION NO. 5442.2 For full status code definitions, see reference.

AIRCRAFT STATUS CLASSIFICATIONS		AIRCRAFT STATUS CODES						
THE PROCESS		IF IN THE PROCESS	IF AWAITING THE PROCESS (OR AWAITING TRANSFER ELSEWHERE FOR THE PROCESS)				IF ENROUTE TO THE PROCESS	
			IF in operating command		IF In BUWEPS		Flight	Surface Transport
OPERATING								
Primary Use:		A-number, aging in tour, A-letter, not aging in tour	If in operating command		If In BUWEPS			
Combat		A1 AJ	B	B if completely ready for issue; B # to indicate material lacking:		C	C9	
Combat Services		A2 AK	B	B1-Airborne Equipment		C	C9	
Student Pilot Training		A3 AL	B	B2-Armament		C	C9	
Post-Student Training		A4 AM	B	B3-Electronic		C	C9	
Crew Training		A5 AN	B	B4-Photographic		C	C9	
Individual Proficiency		A6 AO	B	B5-Power Plant		C	C9	
Transport		A7 AP	B			C	C9	
Utility (Including Administrative)		A8 AQ	B			C	C9	
Research, Development, Test & Evaluation		A9 AR	B			C	C9	
STANDARD REWORK		D-number, in rework D-letter, rework completed except for flight check	If to be reworked where now located		If to be transferred elsewhere for rework			
Overhaul		D1 DA	E1	E6	EJ	EN	F1	F6
Progressive Maintenance-Conversion		D2 DB	E2	E7	EK	EP	F2	F7
Progressive Maintenance		D3 DC	E3	E8	EL	EQ	F3	F8
Overhaul-Conversion		D4 DD	E4	E9	EM	ER	F4	F9
Airline Maintenance		D9 -	E5	E8	EL	EQ	F5	F8
SPECIAL REWORK			If not in storage and if flyable, H - Number; but if nonflyable, H - Letter. If in storage, M - Number.		Not In Cans In Cans			
Conversion		G4	H4 HM	-	-	-	I	I9
Modification		G5	H5 HN	-	-	-	I	I9
Repair		G6	H6 HO	-	-	-	I	I9
Modernization		G7	H7 HP	M7	M9	-	I	I9
Modernization-Conversion		G8	H8 HQ	M8	M9	-	I	I9
Interim Rework		G9	H9 HR	-	-	-	I	I9
STORAGE								
Standard rework required	In cans	MW						OX
	Not in cans	MX						OX
Standard rework not required	Not in cans	MY						OY
	In cans	MZ						OY
BASIS OF ELIGIBILITY FOR RETIREMENT AND STRIKE								
RETIREMENT AND STRIKE		Category 1 Damage	Category 2 Depreciation	Category 3 Administrative	Category 4 Service Life Ended			
Awaiting decision to strike	Flyable	Q1	P2	P3	P4			
	Nonflyable		Q2	Q3	Q4			
Awaiting strike	Flyable		S2	S3	S4			
	Nonflyable		SK	SL	SM			
MAP	No rework involved	R	R	R				
	Standard rework involved	RD	RD	RD				
	Awtg., enroute	RE	RE	RE				
	Special rework involved	RG	RG	RG				
	Awtg., enroute	RH	RH	RH				
VARIOUS								
Bailment	On Contract	T	Contingency Reserve:			If Enroute	If Not	
	Contract pending	TR	Not stored			Flyable	WD	WF
Loan	By the Navy	U				Nonflyable	WE	WN
	To the Navy	U5	Stored			In cans	WA	WB
	Provisionally accepted	V#				Not in cans	WA	WB
	Grounded, Structural	X						
	Disposition undetermined	Y						
	Enroute	Z						

CONFIDENTIAL

DECLASSIFIED

LOCATION OF NAVY AIRCRAFT ABBREVIATIONS USED IN THIS REPORT (Excluding "Status" Codes)

CONFIDENTIAL

AED - Aboard (Name of ship follows)
ABMA - Army Ballistic Missile Agency
ADV - Advance
AES - Aircraft Engineering Squadron
AFB - Air Force Base
ASW - Anti-Submarine Warfare
ATT - Naval Attache
ATU - Advanced Training Unit
AV, AVP - Seaplane Tenders

BWGR - Bureau of Naval Weapons General Representative
BWMR - Bureau of Naval Weapons Maintenance Representative
BWR - Bureau of Naval Weapons Representative
BWRR - Bureau of Naval Weapons Resident Representative
BIS - Board of Inspection and Survey ("Y" Prefix)
BUWEPS - Bureau of Naval Weapons

~~CIA - Civil Aeronautics Authority~~
CD - Central District
CMEF - Commander of Middle East Forces
CNFE - Commander Naval Far East
CNGFR - Commander Naval Forces Germany
CVA - Attack Carrier
CVE - Escort Carrier
CVG - Carrier Air Group
CVL - Light Carrier
CVS - ASW Support Carrier

DET - Detachment
DST - District

FAA - Federal Aviation Agency
F&M - Ferry and Maintenance
FAGU - Fleet Air Gunnery Unit
FAETU - Fleet Airborne Electronics Training Unit
FASRON - Fleet Air Service Squadron
FAWTU - Fleet All Weather Training Unit
FLTACSUPP - Fleet Tactical Support Squadrons
FORAVAHQGRU - Marine Force Aviation Headquarters Group
FR - Fleet Readiness, BUWEPS

GMSSRON - Guided Missile Service Squadron

H&HS - Headquarters and Headquarters Squadron
H&MS - Headquarters and Maintenance Squadron
HATU - Heavy Attack Training Unit
HDQTRS - Headquarters
HEDRON - Marine Headquarters Squadron
HMR - Marine Helicopter Transport Squadron
HMK - Marine Helicopter Operational Development Squadron
HS - Helicopter Anti-Submarine Squadron
HTG - Helicopter Training Group
HU - Helicopter Utility Squadron

INM - Inspector of Naval Material

JOC - Joint Operations Center
JTTU - Jet Transitional Training Unit

LANT - Naval Air Force, Atlantic Fleet

MAAG - Military Assistance Advisory Group
MARS - Marine Aircraft Repair Squadron
MARTRAREPLGRU - Marine Training and Replacement Group
MATRON - AEW Barrier Maintenance Squadron
~~MATS - Military Air Transport Service~~
MCAF - Marine Corps Air Facility
MCALF - Marine Corps Auxiliary Landing Field
MCAS - Marine Corps Air Station
MINDEFDEVU - Mine Defense Development Unit
MISS - Naval Mission
MTG - Marine Training Group
MWSG - Marine Wing Service Group

NAAS - Naval Auxiliary Air Station
NAATC - Naval Air Advanced Training Command
NABS - Naval Air Bases
NABTC - Naval Air Basic Training Command
NADC - Naval Air Development Center

NADU - Naval Air Development Unit
NAF - Naval Air Facility
NAMC - Naval Air Material Center
NAOTS - Naval Aviation Ordnance Test Station
NART - Naval Air Reserve Training
NARTS - Naval Air Rocket Test Station
NARTU - Naval Air Reserve Training Unit
NAS - Naval Air Station
NASA - National Aeronautics and Space Administration
NASWF - Naval Air Special Weapons Facility
NATC - Naval Air Test Center
NATRA - Naval Air Training
NATECHTRACEN - Naval Air Technical Training Center
NATECHTRAU - Naval Air Technical Training Unit
NATTC - Naval Air Technical Training Command
NATTU - Naval Air Technical Training Unit
NATU - Naval Air Torpedo Unit
NAV - Naval
NAVICOFFSCH - Combat Information Center
Officers' School

NLO - Naval Liaison Officer - *Naval Missile Facility*
NOTS - Naval Ordnance Test Station
NPG - Naval Proving Ground
NPU - Naval Parachute Unit
NSAWF - Naval School All Weather Flight
NTDC - Naval Training Device Center

O&R - Overhaul and Repair, BUWEPS FR
ONR - Office of Naval Research

PAC - Naval Air Force, Pacific Fleet
PRNG - Potomac River Naval Command

RDT&E - Research, Development, Test and Evaluation, BUWEPS

SDC - Special Devices Center
SO&ES - Station Operations and Engineering Squadron
SRNG - Severn River Naval Command

TRANS - Transportation

USMC - United States Marine Corps
USN - United States Navy
USNMC - United States Naval Missile Center
USNR - United States Naval Reserve

VA - Attack Squadron
VAAM - Carrier Special Squadron Night
VAH - Heavy Attack or Mining Squadron
VAHM - Mining Squadron
VAP - Photographic Squadron
VAW - Carrier Special Squadrons Air Early Warning
VF - Fighter Squadron
VFAW - Carrier Special Squadron
VFP - Composite Squadron Photographic
VMA - Marine Attack Squadron
VMAT - Marine Attack Training Squadron
VMC - Marine Composite Squadron
VMCJ - Marine Composite Photographic Squadron
VMFAW - Marine All-Weather Fighter Squadron
VMFT - Marine Fighter Training Squadron
VMFTAW - Marine All-Weather Fighter Training Squadron
VMIT - Marine Instrument Training Squadron
VMJ - Marine Photographic Squadron
VMO - Marine Observation Squadron
VMR - Marine Transport Squadron
VP - Patrol Squadron
VQ - Electronic Counter Measures Squadron
VR - Transport Squadron
VS - Anti-Submarine Squadron
VU - Utility Squadron
VN - Air Early Warning Squadron
VX - Air Operational Development Squadron

ZP - Airship Patrol Squadron
ZTG - Airship Training Group
ZW - Barrier Squadron (Contiguous)
ZX - Airship Operational Development Squadron

NMF

CONFIDENTIAL

NOTE: For information as to abbreviations used to designate class, subclass and version of aircraft, see pages 58 and 64.

DECLASSIFIED

TABLE 1

PROGRAM OPERATING ALLOWANCES

Table 2 reflects planned aircraft model assignments to meet the allowances shown in Table 1. In instances where the Naval Aircraft Inventory contains insufficient aircraft of the types shown in Table 1, Table 2 will indicate substituted models. The primary operating status code included in Table 1 reflects the primary reason or intent for the operating units having an authorized operating allowance therefore. Where inconsistencies appear between the status codes listed in Table 1 and Table 2, differences will be resolved in favor of those listed in Table 1. Revisions to the authorized allowances listed in Table 1 will be indicated by an appropriate symbol for subsequent periods; however, because of budgetary considerations such revision will normally not appear at intervals of less than four months.

UNIT	LOCATION	CLASS	PRI-MARY OPTG. STATUS	OPERATING ALLOWANCES				UNIT	LOCATION	CLASS	PRI-MARY OPTG. STATUS	OPERATING ALLOWANCES			
				31 MAR 1960	30 JUN 1960	30 SEP 1960	30 JUN 1960					31 MAR 1960	30 JUN 1960	30 SEP 1960	31 DEC 1960
FLEET COMBAT UNITS				CARRIER ANTI SUBMARINE SQDNS											
USM				VS 27								ABD VALY FRG VS A1 20 20 20 20			
AIR FORCE ATLANTIC FLEET				VS 30								NORFOLK VS A1 20 20 20 20			
CARRIER AIR GROUPS				VS 31								ABD WASP VS A1 20 20 20 20			
CVG 1				VS 32								QUONSET PNT VS A1 20 20 20 20			
CVG 1				VS 36								NORFOLK VS A1 20 20 20 20			
CVG 1				VS 39								QUONSET PNT VS A1 20 20 20 20			
CVG 3				HELICOPTER ANTI SUBMARINE SQDNS											
CVG 3				HS 1								KEY WEST HS A1 16 16 16 16			
CVG 3				HS 3								ABD VALY FRG HS A1 16 16 16 16			
CVG 3				HS 5								QUONSET PNT HS A1 16 16 16 16			
CVG 3				HS 7								NORFOLK HS A1 16 16 16 16			
CVG 3				HS 9								QUONSET PNT HS A1 16 16 16 16			
CVG 3				HS 11								ABD WASP HS A1 16 16 16 16			
CVG 4				PATROL SQDNS LAND PLANE											
CVG 4				VP 5								JACKSONVILLE VP L A1 12 12 12 12			
CVG 4				VP 7								BRUNSWICK VP L A1 12 12 12 12			
CVG 4				VP 8								ROOSEVLT RDS VP L A1 12 12 12 12			
CVG 4				VP 10								BRUNSWICK VP L A1 12 12 12 12			
CVG 4				VP 11								KEFLAVIK VP L A1 12 12 12 12			
CVG 4				VP 16								KEFLAVIK VP L A1 12 12 12 12			
CVG 4				VP 18								KEFLAVIK VP L A1 12 12 12 12			
CVG 4				VP 21								BRUNSWICK VP L A1 12 12 12 12			
CVG 4				VP 23								ARGENTIA VP L A1 12 12 12 12			
CVG 4				VP 24								NORFOLK VP L A1 12 12 12 12			
CVG 4				VP 26								ROTA VP L A1 12 12 12 12			
CVG 4				PATROL SQDNS SEA PLANE											
CVG 4				VP 44								NORFOLK VP S A1 12 12 12 12			
CVG 4				VP 45								BERMUDDA VP S A1 12 12 12 12			
CVG 4				VP 49								BERMUDDA VP S A1 12 12 12 12			
CVG 4				VP 56								NORFOLK VP S A1 12 12 12 12			
CVG 4				PATROL SQDNS AIRSHIP											
CVG 4				ZP 3								LAKEHURST VT ME A4 1 1 1 1			
CVG 4				ZP								A1 4 4 4 4			
CVG 6				FLEET AIR EARLY WARNING SQDNS											
CVG 6				VW 2								PTXNT RIVER VW A1 12 12 6 6			
CVG 6				VW 4								JACKSONVILLE VW A1 6 6 6 6			
CVG 6				BARRIER SQDNS DISTANT WARNING											
CVG 6				VW 11								ARGENTIA VW A1 12 12 12 12			
CVG 6				VW 13								PTXNT RIVER VW A1 6 6 6 6			
CVG 6				VW 15								PTXNT RIVER VW A1 6 6 6 6			
CVG 6				BARR TRA UNIT								PTXNT RIVER VR H A5 4 4 4 4			
CVG 7				BARRIER SQDNS CONTIGUOUS											
CVG 7				ZW 1								LAKEHURST VT ME A4 2 2 2 2			
CVG 7				ZW								A1 4 4 4 4			
CVG 8				HELICOPTER RECONNAISSANCE SAR SQDNS											
CVG 8				HU 2								LAKEHURST HU A1 60 60 60 60			
CVG 10				FLEET TACTICAL SUPPORT SQDNS											
CVG 10				VR 1								PTXNT RIVER VR H A2 5 5 7 7			
CVG 10				VR 81								ABD FORRESTL VF AW JET A1 12 12 12 12			
CVG 10				VR 103								ABD FORRESTL VF AW JET A1 14 14 14 14			
CVG 10				VR 83								ABD FORRESTL VA DAY JET A1 12 12 12 12			
CVG 10				VR 85								ABD FORRESTL VA LL JET A1 12 12 12 12			
CVG 10				VAH 51								ABD FORRESTL VA H JET A1 12 12 12 12			
CVG 10				USMC											
CVG 10				MARINE HEADQUARTERS SQDNS											
CVG 10				MARS MSG 27								CHERRY POINT VA DAY A2 4 2 2 2			
CVG 10				VR H								A2 2 2 2 2			
CVG 10				VR M								A2 4 4 4 4			
CVG 10				VT JET								A2 1 1 1 1			
CVG 10				VR H								A2 3 2 2 2			
CVG 10				VR M								A2 1 1 1 1			
CVG 10				VT JET								A2 3 3 3 3			
CVG 10				VR M								A2 2 1 1 1			
CVG 10				VR M								A2 1 1 1 1			
CVG 10				VT JET								A2 3 3 3 3			
SPECIAL SQDNS				PHOTOGRAPHIC SQDNS											
SPECIAL SQDNS				VFP 62								JACKSONVILLE VF P JET A1 24 24 24 24			
SPECIAL SQDNS				VAP 62								JACKSONVILLE VA P JET A1 12 12 12 12			
SPECIAL SQDNS				VT JET								A4 1 1 1 1			
INTELLIGENCE SQDNS				AIR EARLY WARNING SQDNS											
INTELLIGENCE SQDNS				VAV 12								QUONSET PNT VA W A1 44 44 44 44			
INTELLIGENCE SQDNS				VAV 33								QUONSET PNT VA AW A1 14 14 14 14			
GUIDED MISSILE SERVICE SQDN				GMSRON 2								ROOSEVLT RDS VF D JET A1 7 7 7 7			
GUIDED MISSILE SERVICE SQDN				VP LD								A2 2 2 2 2			
GUIDED MISSILE SERVICE SQDN				VT D								A2 2 2 2 2			
GUIDED MISSILE SERVICE SQDN				HU								A2 1 1 1 1			
FLEET AIR RECONNAISSANCE SQDNS				VG 2								ROTA VA Q JET A1 9 9 9 9			
FLEET AIR RECONNAISSANCE SQDNS				VW Q								A1 3 3 3 3			
FLEET AIR RECONNAISSANCE SQDNS				VT JET								A4 1 1 1 1			

DECLASSIFIED

CONFIDENTIAL

TABLE 1

PROGRAM OPERATING ALLOWANCES

UNIT	LOCATION	CLASS	PRI-MARY OPTG. STATUS	OPERATING ALLOWANCES				UNIT	LOCATION	CLASS	PRI-MARY OPTG. STATUS	OPERATING ALLOWANCES				
				31 MAR 1960	30 JUN 1960	30 SEP 1960	31 DEC 1960					31 MAR 1960	30 JUN 1960	30 SEP 1960	31 DEC 1960	
MARINE ATTACK SQDNS				TENTH NAVAL DISTRICT												
VMA 224	ROOSEVLT RDS	VA DAY JET	A1	20	20	20	20	NAVSTA	TRINIDAD	VU SAR	A2	1	1	1	1	
VMA 225	ABD ESSEX	VA DAY JET	A1	20	20	20	20	NAS 10 NAVDST	GTMO BAY	VR M	A8	1	1	1	1	
VMA 324	ABD ANTIETAM	VA DAY JET	A1	20	20	20	20			VU SAR	A2	2	2	2	2	
VMA 331	BEAUFORT	VA DAY JET	A1	20	20	20	20			VT ME	A6	1	1	1	1	
VMA 332	CHERRY POINT	VA DAY JET	A1	20	20	20	20	NAVSTA	ROOSEVLT RDS	HU	A2	1	1	1	1	
VMA 533	CHERRY POINT	VA DAY JET	A1	20	20	20	20			VR M	A2	2	2	2	2	
MARINE COMPOSITE PHOTOGRAPHIC SQDNS																
VMCJ 2	CHERRY POINT	VF P JET	A1	9	9	9	9	COM 15	PANAMA	HU	A2	1	1	1	1	
		VF Q JET	A1	9	6	6	6	FL AIR DET	LONDON	VR M	A2	1	4	4	4	
MARINE TRANSPORT SQDNS				CV AND AV UTILITY AIRCRAFT												
VMR 252	CHERRY POINT	VR M	A2	20	20	20	20	CVA 9 ESSEX	NORFOLK	VR C	A2	1	1	1	1	
VMR 353	CHERRY POINT	VR M	A2	9	9	9	9	CVA 11 INTREPD	QUONSET PNT	VR C	A2	1	1	1	1	
MARINE HELICOPTER TRANSPORT SQDNS																
HMRL 162	NEW RIV JAX	HR L	A1	20	20	20	20	CVS 15 RANDOLPH	NORFOLK	VR C	A2	1	1	1	1	
HMRL 264	ABD BOXER	HR L	A1	20	20	20	20	CVS 36 ANTIETAM	NEW YORK	VR C	A2	1	1	1	1	
HMRL 262	NEW RIV JAX	HR L	A1	18	20	20	20	CVA 38 SHANGRL	MAYPORT	VR C	A2	1	1	1	1	
HMRL 263	NEW RIV JAX	HR L	A1	20	20	20	20	CVS 39 CHMLAN	MAYPORT	VR C	A2	1	1	1	1	
HMRM 461	ABD CHMLAN	HR M	A1	18	18	14	14	CVA 42 FDR	MAYPORT	VR C	A2	1	1	1	1	
MARINE OBSERVATION SQDNS																
VMO 1	NEW RIV JAX	VO	A1	12	12	12	12	CVA 59 FORSTAL	NORFOLK	VR C	A2	1	1	1	1	
		HO	A1	12	12	12	12	CVA 60 SARATOG	NEW YORK	VR C	A2	1	1	1	1	
DIRECT FLEET SUPPORT UNITS				MARINE AIR FMF & FORCE AVIATION HDQTR SQDNS												
OPERATIONAL DEVELOPMENT SQDNS				HGS AFMFLNT NORFOLK VR H A2 1 1 1 1												
VX 1	KEY WEST	VS	A9	3	3	3	3			VR M	A2	1	1	1	1	
		VP L	A9	3	3	3	3			VT JET	A6	2	2	2	2	
		VP S	A9	2	2	2	2			VT ME	A6	2	2	2	2	
		VT ME	A6	1	1	1	1	MARINE FLEET TRAINING SQDNS								
		HS	A9	3	3	3	3	VMT 1	CHERRY POINT	VT JET	A4	20	20	20	20	
VX 6	QUONSET PNT	VP L	A8	3	3	3	3	INDIRECT FLEET SUPPORT UNITS								
		VR H	A8	2	2	2	2	FIFTEENTH NAVAL DISTRICT								
		VR M	A8	6	6	6	6	NAVAL ATTACHES AND MISSIONS LANT								
		VU SAR	A8	6	6	6	6	ATT ATHENS	GREECE	VU SAR	A8	1	1	1	1	
		HU	A8	3	3	3	3	ATT CAIRO	EGYPT	VR M	A8	1	1	1	1	
FLEET AIRCRAFT SERVICE SQDNS																
FASRON 3	NORFOLK	VR C	A2	5	5			ATT MEXICO CTY	MEXICO	VR M	A8	1	1	1	1	
		VT ME	A6	10	10			ATT NEW DELHI	INDIA	VR M	A8	1	1	1	1	
FASRON 9	CECIL FIELD	VT ME	A2	1				ATT OSLO	NORWAY	VU SAR	A8	1	1	1	1	
FASRON 51	SANFORD	VR M	A2	1				ATT CAPE TOWN	SO AFRICA	VR M	A8	1	1	1	1	
		VT ME	A6	2				ATT TEHRAN	IRAN	VR M	A8	1	1	1	1	
FASRON 102	NORFOLK	VW	A2	1	1			MISSION ANKARA	TURKEY	VR M	A8	1	1	1	1	
		VR H	A2	1	1			MISSION BOGOTA	COLOMBIA	VR M	A8	1	1	1	1	
		VR M	A2	6	6			MISSION PTAUPR	HAITI	HU	A8	1	1	1	1	
		VU SAR	A8	1	1			MISSION LIMA	PERU	VR M	A8	1	1	1	1	
		VT ME	A6	2	2			MISSION QUITO	ECUADOR	VR M	A8	1	1	1	1	
FASRON 105	ROOSEVLT RDS	VU SAR	A2	1	1			MISSION RIO DJ	BRAZIL	VR M	A8	1	1	1	1	
FASRON 106	ARGENTIA	VR H	A2	1	1			MISSION VLPRSQ	CHILE	VR M	A8	1	1	1	1	
		VT ME	A6	1	1			NAV ADV GROUP	BUENOS AIRES	VR M	A8	1	1	1	1	
FASRON 107	ICELAND	VR H	A2	1	1			MISSION CUITRU	DOM REP	VT ME	A8	1	1	1	1	
FASRON 111	BERMUDA	VU SAR	A2	1	1			FLEET COMBAT UNITS								
FASRON SPC 200	LONDON	VR M	A2	4				USN								
		VT ME	A6	3				AIR FORCE PACIFIC FLEET								
FLEET UTILITY AND DRONE CONTROL SQDNS				CARRIER AIR GROUPS												
VU 2	QUONSET PNT	VF DAY JET	A8	10	10	10	0	CVG 2	VA 23	ABD MIDWAY	VA DAY JET	A1	12	12	12	12
VU 4	OCEANA	VF DAY JET	A8	3	3	3	3		VF 24	ABD MIDWAY	VF AW JET	A1	14	14	14	14
VU 10	GTMO BAY	VF DAY JET	A8	7	7	7	7		VF 21	ABD MIDWAY	VF AW JET	A1	14	14	14	14
		VU TOW	A8	5	5	5	5		VA 25	ABD MIDWAY	VA LL JET	A1	12	12	12	12
			A8	5	5	5	5		VAH 8	ABD MIDWAY	VA H JET	A1	9	9	9	12
FLEET BASES OVERSEAS				CVG 5												
NAVSTA	ARGENTIA	VR H	A2	1	1	2	2		VF 51	MIRAMAR	VF AW JET	A1	14	14	14	14
		VU SAR	A2	1	1	1	1		VF 53	MIRAMAR	VA LL JET	A1	12	12	12	12
		VT ME	A6	1	1	1	1		VA 55	MIRAMAR	VA DAY JET	A1	12	12	12	12
NAVSTA	BERMUDA	VU SAR	A2	1	1	1	1		VA 56	MIRAMAR	VA DAY JET	A1	12	12	12	12
NAF	NAPLES	VR H	A2	1	1	1	1		VAH 4 B	MIRAMAR	VA H JET	A1	3	3	3	3
		VR M	A2	3	3	3	3									
		VT ME	A6	5	5	5	5									
		HU	A2	1	1	1	1									
NAF	SIGONELLA	VU SAR	A2	1	1	1	1									
		VU SAR	A2	1	1	1	1									
		VT ME	A6	1	1	1	1									
NAF	LAJES	VU SAR	A2	1	1	1	1									
NAF	KEFLAVIK	VR H	A2	1	1	1	1									
HDQTRS CMEF	DHAHRAN AFB	VR M	A2	1	1	1	1									
NAF ADV BASE	PORT LYAUTEY	VR M	A2	1	1	1	1									
		VU SAR	A2	1	1	1	1									
		VT ME	A6	2	2	2	2									
		HU	A2	1	1	1	1									
NAVSTA	ROTA	VR M	A2	2	2	2	2									
		VT ME	A6	3	3	3	3									
		HU	A2	1	1	1	1									

CONFIDENTIAL

DECLASSIFIED

TABLE 1

PROGRAM OPERATING ALLOWANCES

UNIT	LOCATION	CLASS	PRI-MARY OPTG. STATUS	OPERATING ALLOWANCES				UNIT	LOCATION	CLASS	PRI-MARY OPTG. STATUS	OPERATING ALLOWANCES			
				31 MAR 1960	30 JUN 1960	30 SEP 1960	31 DEC 1960					31 MAR 1960	30 JUN 1960	30 SEP 1960	31 DEC 1960
CVG 9								FLEET AIR RECONNAISSANCE SQDNS							
CVG 9		VT JET	A4	1	1			VG 1	IWAKUNI	VA G JET	A1	9	9	9	9
VF 91	ALAMEDA	VF AW JET	A1	14	14	14	14			VW Q	A1	3	3	3	3
VA 92	ALAMEDA	VA DAY JET	A1	12	12	12	12			VT JET	A4	1	1	1	1
VA 94	ALAMEDA	VA DAY JET	A1	12	12	12	12								
VA 95	ALAMEDA	VA LL JET	A1	12	12	12	12								
VAH 6	WHOBLY ISLAND	VA H JET	A1	12	12	12	12								
CVG 11								CARRIER ANTI SUBMARINE SQDNS							
VF 111	MIRAMAR	VF AW JET	A1	14	14	14	14	VS 21	ABD KEARSRGE	VS	A1	20	20	20	20
VA 112	MIRAMAR	VA DAY JET	A1	12	12	12	12	VS 23	ABD YORKTOWN	VS	A1	20	20	20	20
VF 114	MIRAMAR	VF AW JET	A1	14	14	14	14	VS 37	LOS ALAMITOS	VS	A1	20	20	20	20
VA 115	MIRAMAR	VA LL JET	A1	12	12	12	12	VS 38	NORTH ISLAND	VS	A1	20	20	20	20
VAH 4 C	WHOBLY ISLAND	VA H JET	A1	3	3	3	3								
VAH 4 M	MIRAMAR	VA H JET	A1	3	6	9	2								
CVG 12								HELICOPTER ANTI SUBMARINE SQDNS							
RVG 12	MIRAMAR	VT JET	A4	3	3	3	3	HS 2	REAM FLD	HS	A1	16	16	16	16
VF 121	MIRAMAR	VF AW JET	A1	30	30	30	30	HS 4	ABD YORKTOWN	HS	A1	16	16	16	16
VA 122	NORTH ISLAND	VA LL JET	A1	17	17	17	17	HS 6	ABD KEARSRGE	HS	A1	16	16	16	16
VF 124	MOFFETT FLD	VF AW JET	A1	26	26	26	26	HS 8	REAM FLD	HS	A1	16	16	16	16
VA 125	MOFFETT FLD	VA DAY JET	A1	24	24	24	24								
VA 126	MIRAMAR	VA DAY JET	A1	24	24	24	24								
VAH 123	WHOBLY ISLAND	VA HT JET	A4	4	4	4	4								
		VT JET	A4	10	10	10	10								
CVG 14								PATROL SQDNS LAND PLANE							
VF 141	MIRAMAR	VF AW JET	A1	14	14	14	14	VP 1	WHOBLY ISLAND	VP L	A1	12	12	12	12
VF 142	MIRAMAR	VF AW JET	A1	14	14	14	14	VP 2	KODIAK	VP L	A1	12	12	12	12
VA 144	MIRAMAR	VA DAY JET	A1	12	12	12	12	VP 4	NAHA	VP L	A1	12	12	12	12
VA 145	MIRAMAR	VA LL JET	A1	12	12	12	12	VP 6	BARBERS PNT	VP L	A1	12	12	12	12
VAH 4 F	ABD RANGER	VA H JET	A1	3	3	3	3	VP 9	ALAMEDA	VP L	A1	12	12	12	12
								VP 17	WHOBLY ISLAND	VP L	A1	12	12	12	12
								VP 19	ALAMEDA	VP L	A1	12	12	12	12
								VP 22	BARBERS PNT	VP L	A1	12	12	12	12
								VP 28	IWAKUNI	VP L	A1	12	12	12	12
								PATROL SQDNS SEA PLANE							
								VP 40	SANGLEY PNT	VP S	A1	12	12	12	12
								VP 42	NORTH ISLAND	VP S	A1	12	12	12	12
								VP 46	NORTH ISLAND	VP S	A1	12	12	12	12
								VP 47	ALAMEDA	VP S	A1	12	12	12	12
								VP 48	NORTH ISLAND	VP S	A1	12	12	12	12
								VP 50	WHOBLY ISLAND	VP S	A1	12	12	12	12
								FLEET AIR EARLY WARNING SQDNS							
								VW 1	AGANA	VW	A1	9	9	9	9
								VW 3	AGANA	VW	A1	9	9	9	9
								BARRIER SQUADRONS DISTANT WARNING							
								AEWSARRONPAC	BARBERS PNT	VW VR H	A1 A5	25 5	25 5	25 5	25 5
								HELICOPTER RECONNAISSANCE SAR SQDNS							
								HU 1	REAM FLD	HU	A2	50	50	52	52
								FLEET TACTICAL SUPPORT SQDNS							
								VR 21	BARBERS PNT	VR H VR M VR C	A2 A2 A2	17 3 10	17 3 10	17 3 10	17 3 10
								USMC							
								MARINE HEADQUARTERS SQDNS							
								MARS 17	IWAKUNI	VR H VT JET VT ME HU	A2 A4 A6 A2	2 4 3 2	2 4 3 2	2 4 3 2	2 4 3 2
								HGMS 11	CUBI PNT	VR H VT JET	A2 A4	1 2	1 2	1 2	1 2
								HGMS 12	IWAKUNI	VR M VT JET	A2 A4	1 2	1 2	1 2	1 2
								HGMS 13	KANEOHE	VR H VT JET	A2 A4	1 3	1 3	1 3	1 3
								HGMS 15	EL TORO	VR H VT JET	A2 A4	1 3	1 3	1 3	1 3
								MARS 37	EL TORO	VR H VT JET	A2 A4	1 4	1 4	1 4	1 4
								HGMS 33	EL TORO	VR M VT JET	A2 A4	3 4	3 4	3 4	3 4
								MARINE FIGHTER SQDNS							
								VMF 232	KANEOHE	VF DAY JET	A1	20	20	20	20
								VMF 251	CUBI PNT	VF DAY JET	A1	20	20	20	20
								VMF 323	EL TORO	VF DAY JET	A1	20	20	20	20
								VMF 334	EL TORO	VF DAY JET	A1	20	20	20	20
								VMF 451	EL TORO	VF DAY JET	A1	20	20	20	20
								MARINE ALL WEATHER FIGHTER SQDNS							
								VMFAW 115	ATSUGI	VF AW JET	A1	20	20	20	20
								VMFAW 314	ATSUGI	VF AW JET	A1	20	20	20	20
								VMFAW 513	EL TORO	VF AW JET	A1	20	20	20	20
								VMFAW 531	CUBI PNT	VF AW JET	A1	20	20	20	20
								VMFAW 542	CUBI PNT	VF AW JET	A1	20	20	20	20
								GUIDED MISSILE SERVICE SQDN							
								GMSRON 1	BARBERS PNT	VT D JET	A1 A2	19 6	19 6	19 6	19 6

DECLASSIFIED

TABLE 1

PROGRAM OPERATING ALLOWANCES

UNIT	LOCATION	CLASS	PRI-MARY OPTG. STATUS	OPERATING ALLOWANCES				UNIT	LOCATION	CLASS	PRI-MARY OPTG. STATUS	OPERATING ALLOWANCES				
				31 MAR 1960	30 JUN 1960	30 SEP 1960	31 DEC 1960					31 MAR 1960	30 JUN 1960	30 SEP 1960	31 DEC 1960	
MARINE ATTACK SQDNS								FLEET BASES OVERSEAS								
VMA 121	ABD BRETON	VA DAY JET	A1	20	20	20	20	NAS	AGANA	VR H	A2	1	1	1	1	
VMA 211	IWAKUNI	VA DAY JET	A1	20	20	20	20			VU SAR	A2	3	3	3	3	
VMA 212	KANEHOE	VA DAY JET	A1	20	20	20	20			VT ME	A6	1	1	1	1	
VMA 214	KANEHOE	VA DAY JET	A1	20	20	20	20			HU	A2	2	2	2	2	
VMA 229	EL TORO	VA DAY JET	A1	20	20	20	20	NAS	ATSUGI	VR M	A2	1	1	1	1	
VMA 311	EL TORO	VA DAY JET	A1	20	20	20	20			VT JET	A2	7	7	7	7	
VMA 324	IWAKUNI	VA DAY JET	A1	20	20	20	20			VT ME	A6	7	7	7	7	
VMA 332	IWAKUNI	VA DAY JET	A1	20	20	20	20	NAS CUBI PNT	CUBI PNT	HU	A2	2	2	2	2	
MARINE COMPOSITE PHOTOGRAPHIC SQDNS										VU SAR	A2	1	1	1	1	
VMCJ 1	IWAKUNI	VF P JET	A1	6	6	6	6			VT JET	A2	2	2	2	2	
		VF Q JET	A1	9	9	9	9	NAF	NAHA	VT ME	A6	3	3	3	3	
VMCJ 3	EL TORO	VF P JET	A1	12	12	12	12			VU SAR	A2	3	3	3	3	
		VF Q JET	A1	9	9	9	9	NAF	OPPAMA	VR H	A2	1	1	1	1	
MARINE TRANSPORT SQDNS										NAVSTA	SANGLEY PNT	A2	2	2	2	2
VMR 253	IWAKUNI	VR H	A2	8	8	8	8			VT ME	A6	1	1	1	1	
		VR H	A2	8	8	8	8	COMSEVENTHFLT	TAIWAN	HU	A2	1	1	1	1	
VMR 352	EL TORO	VR M	A2	5	5	5	5			VR M	A2	1	1	1	1	
		VG	A2	5	5	5	5	COMNAVFORJAPAN	YOKOSUKA	VR C	A2	1	1	1	1	
MARINE HELICOPTER TRANSPORT SQDNS										COMNAVFORKOREA	SEOUL	A2	1	1	1	1
HMRL 161	KANEHOE	HR L	A1	20	20	20	20	FL AIR DET	IWAKUNI	VU SAR	A2	1	1	1	1	
HMRL 169	SANTA ANA	HR L	A1	20	20	21	21			VT ME	A6	2	2	2	2	
HMRL 261	FUTEMA	HR L	A1	24	24	24	24			VU SAR	A2	1	1	1	1	
HMRL 361	SANTA ANA	HR L	A1	20	20	20	20	FOURTEENTH NAVAL DISTRICT								
HMRL 362	SUKIRON	HR L	A1	24	24	23	23	NAVSTA 14 ND	KWAJALEIN	VU SAR	A2	5	5	5	5	
HMRL 363	EL TORO	HR L	A1	20	20	20	20	NAS 14 NAVST	BARBERS PNT	VR H	A2	1	1	1	1	
HMRM 462	SANTA ANA	HR M	A1	17	17	17	4			VR M	A2	1	1	1	1	
MARINE OBSERVATION SQDNS										VT ME	A6	4	4	4	4	
VMO 2	SUKIRON	VO	A1	12	12	12	12	NAVSTA 14 ND	MIDWAY	HU	A2	2	2	2	2	
		HO	A1	12	12	12	12			VU SAR	A2	3	3	3	3	
VMO 6	CAMP PENDLET	VO	A1	12	12	12	12	SEVENTEENTH NAVAL DISTRICT								
		HO	A1	12	12	12	12	NAVSTA 17 ND	ADAK	VU SAR	A2	2	2	2	2	
DIRECT FLEET SUPPORT UNITS										NAVSTA 17 ND	KODIAK	VU SAR	A2	2	2	2
OPERATIONAL DEVELOPMENT SQDNS																
VX 4	POINT MUGU	VF AW JET	A9	6	6	6	6	CV AND AV UTILITY AIRCRAFT								
		VA DAY JET	A9	2	2	2	2	CVA 61 RANGER	ALAMEDA	VR C	A2	1	1	1	1	
		VT JET	A6	1	1	1	1	CVA 31 RICHARD	ALAMEDA	VR C	A2	1	1	1	1	
		VT ME	A6	1	1	1	1	CVS 39 KERSRGE	LONG BEACH	VR C	A2	1	1	1	1	
VX 5	CHINA LAKE	VA DAY JET	A9	7	7	7	7	CVS 12 HORNET	BREMERTON	VR C	A2	1	1	1	1	
		VA H JET	A9	1	1	1	1	CVS 20 BENNING	SAN DIEGO	VR C	A2	1	1	1	1	
		VT JET	A6	1	1	1	1	CVS 10 YORKTWN	BREMERTON	VR C	A2	1	1	1	1	
		VT ME	A6	1	1	1	1	CVA 14 TENDRGA	ALAMEDA	VR C	A2	1	1	1	1	
FLEET AIRCRAFT SERVICE SQDNS										CVA 16 LEXIGTN	LOS ANGELES	VR C	A2	1	1	1
FASRON 4	NORTH ISLAND	VR M	A8	1	1	1	1	CVA 19 HANCOCK	SAN DIEGO	VR C	A2	1	1	1	1	
		VT JET	A6	8	8	8	8	CVA 34 ORISKNY	ALAMEDA	VR C	A2	1	1	1	1	
FASRON 12	MIRAMAR	VT JET	A6	5	5	5	5	CVA 41 MIDWAY	ALAMEDA	VR C	A2	1	1	1	1	
FASRON 114	KODIAK	VU SAR	A2	1	1	1	1	CVA 43 CRL SEA	ALAMEDA	VR C	A2	1	1	1	1	
FASRON 117	BARBERS PNT	VT JET	A6	3	3	3	3									
		VT ME	A6	5	5	5	5	MARINE AIR FMF 6 FORCE AVIATION	HQTRS SQDN							
FLEET UTILITY AND DRONE CONTROL SQDNS																
VU 1	BARBERS PNT	VF D JET	A8	4	4	4	4	HHS AFHFPAC	EL TORO	VR H	A2	1	1	1	1	
		VU TOW	A8	1	1	1	1			VR M	A2	2	2	2	2	
		VT ME P	A8	1	1	1	1			VT JET	A6	2	2	2	2	
		HU	A8	2	2	2	2			VT ME	A6	1	1	1	1	
VU 3	BROWN FIELD	VF D JET	A8	6	6	4	4	MARINE FLEET TRAINING SQDNS								
		VP LD	A8	1	1	1	1	VMT 2	EL TORO	VT JET	A4	20	20	20	20	
		VU TOW D	A8	3	3	3	3	FLT BASES OVERSEAS USMC								
		VT D	A8	3	3	3	3	MCAS 14 ND	KANEHOE	VR M	A2	1	1	1	1	
VU 5	ATSUGI	VF DAY JET	A8	5	5	5	5			VT JET	A6	2	2	2	2	
		VF D JET	A8	4	4	4	4			VT ME	A6	2	2	2	2	
		VP LD	A8	1	1	1	1	MCAF FUTEMA	OKINAWA	HU	A2	2	2	2	2	
		VU TOW	A8	4	4	4	4			VT ME	A6	2	2	2	2	
		VT ME P	A8	2	2	2	2									
		HU	A8	2	2	2	2	INDIRECT FLEET SUPPORT UNITS								
VU 7	BROWN FIELD	VF DAY JET	A8	12	12	15	15	NAVAL ATTACHES AND MISSIONS PAC								
		VR M	A8	1	1	1	1	ATT DJAKARTA	JAVA	VR M	A8	1	1	1	1	
		VU TOW	A8	10	10	10	10	ATT MELBOURNE	AUSTRALIA	VR M	A8	1	1	1	1	
		VT ME P	A8	1	1	1	1	MAAG BANGKOK	THAILAND	VT ME	A8	1	1	1	1	
								MAAG SAIGON	VIETNAM	VR M	A8	1	1	1	1	
								MAAG TSO YING	TAIWAN	VR M	A8	1	1	1	1	

DECLASSIFIED

TABLE I

PROGRAM OPERATING ALLOWANCES

UNIT	LOCATION	CLASS	PRI-MARY OPTG. STATUS	OPERATING ALLOWANCES				UNIT	LOCATION	CLASS	PRI-MARY OPTG. STATUS	OPERATING ALLOWANCES			
				31 MAR 1960	30 JUN 1960	30 SEP 1960	31 DEC 1960					31 MAR 1960	30 JUN 1960	30 SEP 1960	31 DEC 1960
NAVAL AIR BASES MARINE HELICOPTER DEVELOPMENT SQDN FIRST NAVAL DISTRICT								NAF 11 NAV DST	CHINA LAKE	HU	A8	1	1	1	1
NAS 1 NAV DST	QUONSET PNT	VR M	A8	2	2	2	2	NAS 11 NAV DST	NORTH ISLAND	VR M	A8	4	4	5	5
		VR C	A2	2	2	2	2			VT JET	A6	3	3	11	11
		VU SAR	A8	1	1	1	1			VT ME	A6	5	5	10	10
		VT JET	A6	6	6	6	6	NAF 11 NAV DST	LITCHFLD PRK	VR M	A8	1	1	1	1
		VT ME P	A6	11	11	11	11			VT ME	A6	1	1	1	1
NAS 1 NAV DST	BRUNSWICK	HU	A8	3	3	3	3	NAS 11 NAV DST	MIRAMAR	VR M	A8	1	1	1	1
		VR M	A8	1	1	1	1			VT JET	A6	3	6	6	6
		VU SAR	A8	1	1	1	1			VT ME	A6	2	2	2	2
		VT ME	A6	1	1	1	1	NAS 11 NAV DST	POINT MUGU	HU	A8	1	1	1	1
NADU	SO WEYMOUTH	VT ME	A6	1	1	1	1			VT JET	A6	3	3	3	3
THIRD NAVAL DISTRICT										VT ME	A6	5	5	5	5
NTDC	PORT WASHNGT	VT ME	A6	1	1	1	1	NMF	PNT ARGUELLO	VT JET	A6	1	1	1	1
FOURTH NAVAL DISTRICT								NAAS 11 NAV DST	BROWN FIELD	VT ME	A6	1	1	1	1
NAS 4 NAV DST	JOHNSVILLE	VR M	A8	1	1	1	1	NAAS 11 NAV DST	REAM FLD	VT ME	A6	1	1	1	1
		VT ME	A6	5	5	5	5	TWELFTH NAVAL DISTRICT							
NAS 4 NAV DST	LAKEHURST	VR M	A8	1	1	1	1	NAS 12 NAV DST	ALAMEDA	VR H	A8	1	1	1	1
		VT ME	A6	2	2	2	2			VR M	A8	3	3	3	3
FIFTH NAVAL DISTRICT										VR C	A2	4	4	4	4
NAS 5 NAV DST	NORFOLK	VW	A8			1	1			VU SAR	A8	1	1	1	1
		VR M	A8			1	1	NAAS 12 NAV DST	FALLOW	VR H	A8	1	1	1	1
		VR C	A2	3	3	9	9			VT JET	A6	2	2	2	2
		VU SAR	A8	1	1	6	6	NAS 12 NAV DST	MOFFETT FLD	HU	A8	2	2	2	2
		VT ME	A6	6	6	16	16			VT JET	A6	1	1	1	1
		VT ME P	A8	1	1	1	1	NAF 12 NAV DST	MONTEREY	YA DAY	A4	3	3	3	3
NAS 5 NAV DST	OCEANA	VT SE	A6	6	6	6	6			VT ME	A6	28	28	28	28
		VR M	A8	2	2	2	2			VT SE	A6	11	11	11	11
		VT JET	A6	7	7	8	8	THIRTEENTH NAVAL DISTRICT							
		VT ME	A6	4	4	4	4	NAS 13 NAV DST	WHDBY ISLAND	VR H	A2	1	1	1	1
		HU	A8	2	2	2	2			VR M	A8	3	3	3	3
SIXTH NAVAL DISTRICT										VR C	A2	1	1	1	1
NAS 6 NAV DST	JACKSONVILLE	VR M	A8	4	4	4	4			VU SAR	A8	1	1	1	1
		VR C	A2	3	3	3	3	POTOMAC RIVER NAVAL COMMAND							
		VU SAR	A8	1	1	1	1	NAS ANACOSTIA	ANACOSTIA	VR H	A8	2	2	2	2
		VT JET	A6	6	6	6	6			VR M	A8	6	6	6	6
		VT ME	A6	7	7	7	7			VT JET	A6	6	6	15	15
NAS 6 NAV DST	KEY WEST	HU	A8	3	3	3	3			VT ME	A6	44	44	44	44
		VR M	A8	1	1	1	1			VT ME P	A8	2	2	2	2
		VU SAR	A8	1	1	1	1	NAS PTXNT RIV	PTXNT RIVER	VR M	A8	11	11	11	11
		VT JET	A6	2	2	2	2			VR M	A8	1	1	1	1
		VT ME	A6	1	1	1	1			VU SAR	A8	1	1	1	1
NAS 6 NAV DST	CECIL FIELD	HU	A8	1	1	1	1			VT JET	A6	8	8	4	4
		VR M	A8	1	1	1	1	SEVERN RIVER NAVAL COMMAND							
		VT JET	A6	2	5	5	5	NAF ANNAPOLIS	ANNAPOLIS	VU SAR	A6	8	8	8	8
		VT ME	A6	1	2	2	2			HU	A8	1	1	1	1
NASWF	KIRTLAND AFB	VR M	A8	1	1	1	1	BUWEP'S INSPECTORAND REPRESENTATIVES							
NINTH NAVAL DISTRICT								BWGR CEN DIST	DAYTON	VR M	A8	1	1	1	1
COMNAVCONAD	COLORADO SPR	VR M	A8	2	2	2	2			VT ME	A6	2	2	2	2
NAVCRUIT STA	DENVER	VT JET	A6	2	2	2	2	BWGR WSTRN DST	EL SEGUNDO	VR M	A8	1	1	1	1
ELEVENTH NAVAL DISTRICT										VT ME	A8	1	1	1	1
PAC MISSILE RNG	POINT MUGU	VF P JET	A9	1	1	1	1	BWR AKRON	AKRON	VT ME	A8	1	1	1	1
		VF D JET	A9	6	6	6	6	BWR BALTIMORE	BALTIMORE	VT ME	A8	1	1	1	1
		VA Q	A9	2	2	2	2	BWR BUFFALO	BUFFALO	VT ME	A6	1	1	1	1
		VS	A9	2	2	2	2	BWR BURBANK	BURBANK	VT ME	A8	1	1	1	1
		VP LD	A9	1	1	1	1	BWR COLUMBUS	COLUMBUS	VT ME	A6	2	2	2	2
		VW	A9	3	3	3	3	BWR EST HARTFORD	EST HARTFORD	VT ME	A8	1	1	1	1
		VR H	A9	4	4	4	4	BWR EL SEGUNDO	EL SEGUNDO	VT ME	A8	1	1	1	1
		VR M	A9	1	1	1	1	BWR ST LOUIS	ST LOUIS	VT ME	A8	1	1	1	1
		VT D JET	A9	2	2	2	2	BWR TETERBORO	TETERBORO	VT ME	A8	1	1	1	1
		VT KD JET	A9	1	1	1	1	AVIONICS PHC	INDANAPOLIS	VT ME	A8	1	1	1	1
		VT ME P	A8	1	1	1	1								
		VT D	A9	2	2	2	2								
		HU	A8	5	5	7	7								

DECLASSIFIED

CONFIDENTIAL

TABLE 1

PROGRAM OPERATING ALLOWANCES

UNIT	LOCATION	CLASS	PRI-MARY OPTG. STATUS	OPERATING ALLOWANCES				UNIT	LOCATION	CLASS	PRI-MARY OPTG. STATUS	OPERATING ALLOWANCES			
				31 MAR 1960	30 JUN 1960	30 SEP 1960	31 DEC 1960					31 MAR 1960	30 JUN 1960	30 SEP 1960	31 DEC 1960
MARINE CORPS BASES AND AIR STATIONS				NAVAL AIR TECHNICAL TRAINING COMMAND											
HNX 1	QUANTICO	HD	A9	4	4	4	4	NATECHTRAU	GLYNCO	VT SE	A6	2	2	2	
		HR L	A9	18	18	18	18	NATECHTRAU	LAKEHURST	VT NAV	A4	1	1	1	
		HR M	A9	2	2	2	2	NATECHTRAU	OLATHE	VT JET	A5	5	5	5	
MCAAS	YUMA	VR M	A8	2	2	2	2			VT ME	A5	4	4	4	
		VT JET	A6	3	3	3	3			VT SE	A5	7	7	7	
		VT ME	A6	1	1	1	1	NATECHTRAU	MEMPHIS	VR H	A8	1	1	1	
MCAS SOGES	EL TORO	HU	A8	2	2	2	2			VR M	A8	3	3	3	
		VR M	A8	3	3	3	3			VT ME	A6	8	8	8	
		VT ME	A6	4	4	4	4			VT ME P	A8	1	1	1	
MCAS SOGES	CHERRY POINT	HU	A8	2	2	2	2			VT SE	A6	4	4	4	
		VR H	A8	1	1	1	1	NATECHTRAU	PENSACOLA	HU	A8	1	1	1	
		VT JET	A8	2	2	2	2			VF P JET	A4	9	9	9	
MCAS AES 12	QUANTICO	VT ME	A6	1	1	1	1			VT JET	A4	2	2	2	
		HU	A8	2	2	2	2	NATECHTRAU	PHILADELPHIA	VT ME P	A5	6	6	6	
		VA DAY	A8	7	7	7	7	NAS	GLYNCO	VR M	A8	1	1	1	
MCAF	NEW RIV JAX	VR M	A8	2	2	2	2			VT ME	A6	4	4	4	
		VT ME P	A8	1	1	1	1	NAVCICOFFSCOL	GLYNCO	HU	A8	1	1	1	
		VT ME	A6	3	3	3	3			VF AW JET	A4	42	42	42	
MCAF HQ MC FLT SECT	SANTA ANA ANACOSTIA	VT ME	A6	1	1	1	1			VW	A4	5	5	5	
		VR M	A8	3	3	3	3			VT JET	A4	3	3	3	
		VT ME	A6	4	4	4	4								
MCAAS	BEAUFORT	VT SE	A6	6	6	6	6								
		VT JET	A6	1	1	1	1								
		VT ME	A6	1	1	1	1								
		HU	A8	2	2	2	2								
NAVAL AIR TRAINING COMMAND				NAVAL AIR BASIC TRAINING COMMAND											
BTG 7	MEMPHIS	VT ME	A6	1	1	1	1								
		VT SE	A3	48	48	48	48								
		VT ME	A6	2	2	2	2								
NAAS NABTC	SAUFLEY FLD	VT ME	A6	2	2	2	2								
		VT SE	A3	165	165	165	165								
		VT SE	A6	11	11	11	11								
NAAS NABTC	WHITING FLD	VT JET	A3				34								
		VT ME	A6	3	3	3	3								
		VT SE	A3	211	211	211	211								
NAS NABTC	PENSACOLA	VF DAY JET	A4	6	6	6	6								
		VA DAY	A8	1	1	1	1								
		VR H	A8	4	4	4	3								
HTG 1	ELLYSON FLD	VR M	A8	4	4	4	3								
		VU SAR	A8	2	2	2	2								
		VT JET	A3	135	135	135	100								
NAVAL AIR ADVANCED TRAINING COMMAND	KINGSVILLE	VT JET	A4	1	1	1	1								
		VT ME	A6	32	32	32	32								
		VT ME	A6	10	10	10	10								
NAS NABTC	CRPS CHRISTI	VT SE	A3	4	4	4	6								
		VT SE	A6	19	19	19	19								
		HU	A8	3	3	3	2								
NAAS NAATC	CHASE	VT ME	A6	2	2	2	1								
		VT SE	A6	3	3	3	2								
		HU	A4	40	40	40	43								
NAAS NAATC	PORT ISABEL	HT	A4	30	30	30	35								
		VF DAY JET	A3	74	74	74	100								
		VS	A3	50	1	1	1								
NAAS NAATC	NEW IBERIA	VR M	A8	1	1	1	1								
		VT JET	A3	47	47	47	50								
		VT ME	A6	2	2	2	1								
NAAS NAATC	CHERRY POINT	HU	A8	3	3	3	3								
		VA DAY	A3	30	30	30	30								
		VS	A3	37	37	37	46								
NAAS NAATC	QUANTICO	VP L	A3	20	20	20	18								
		VR H	A8	2	2	2	1								
		VT ME	A3	27	27	27	30								
NAAS NAATC	SANTA ANA ANACOSTIA	VT ME	A6	6	6	6	6								
		VT ME P	A8	1	1	1	1								
		VT SE	A6	6	6	6	6								
NAAS NAATC	YUMA	VT NAV	A5	2	2	2	2								
		HU	A8	2	2	2	2								
		VF DAY JET	A3	54	54	54	80								
NAAS NAATC	BEAUFORT	VR M	A8	1	1	1	1								
		VT JET	A3	51	51	51	50								
		VT ME	A6	2	2	2	1								
NAAS NAATC	CHERRY POINT	HU	A8	3	3	3	2								
		VT ME	A6	1	1	1	1								
		VS	A3	2	2	2	2								
NAAS NAATC	SANTA ANA ANACOSTIA	VR M	A8	1	1	1	1								
		VT ME	A6	2	2	2	2								
		VT ME	A6	2	2	2	2								
NAAS NAATC	SANTA ANA ANACOSTIA	VR M	A8	1	1	1	1								
		VT ME	A6	2	2	2	2								
		VT ME	A6	2	2	2	2								
NAAS NAATC	SANTA ANA ANACOSTIA	VR M	A8	1	1	1	1								
		VT ME	A6	2	2	2	2								
		VT ME	A6	2	2	2	2								
NAAS NAATC	SANTA ANA ANACOSTIA	VR M	A8	1	1	1	1								
		VT ME	A6	2	2	2	2								
		VT ME	A6	2	2	2	2								
NAAS NAATC	SANTA ANA ANACOSTIA	VR M	A8	1	1	1	1								
		VT ME	A6	2	2	2	2								
		VT ME	A6	2	2	2	2								
NAAS NAATC	SANTA ANA ANACOSTIA	VR M	A8	1	1	1	1								
		VT ME	A6	2	2	2	2								
		VT ME	A6	2	2	2	2								
NAAS NAATC	SANTA ANA ANACOSTIA	VR M	A8	1	1	1	1								
		VT ME	A6	2	2	2	2								
		VT ME	A6	2	2	2	2								
NAAS NAATC	SANTA ANA ANACOSTIA	VR M	A8	1	1	1	1								
		VT ME	A6	2	2	2	2								
		VT ME	A6	2	2	2	2								
NAAS NAATC	SANTA ANA ANACOSTIA	VR M	A8	1	1	1	1								
		VT ME	A6	2	2	2	2								
		VT ME	A6	2	2	2	2								
NAAS NAATC	SANTA ANA ANACOSTIA	VR M	A8	1	1	1	1								
		VT ME	A6	2	2	2	2								
		VT ME	A6	2	2	2	2								
NAAS NAATC	SANTA ANA ANACOSTIA	VR M	A8	1	1	1	1								
		VT ME	A6	2	2	2	2								
		VT ME	A6	2	2	2	2								
NAAS NAATC	SANTA ANA ANACOSTIA	VR M	A8	1	1	1	1								
		VT ME	A6	2	2	2	2								
		VT ME	A6	2	2	2	2								
NAAS NAATC	SANTA ANA ANACOSTIA	VR M	A8	1	1	1	1								
		VT ME	A6	2	2	2	2								
		VT ME	A6	2	2	2	2								
NAAS NAATC	SANTA ANA ANACOSTIA	VR M	A8	1	1	1	1								
		VT ME	A6	2	2	2	2								
		VT ME	A6	2	2	2	2								
NAAS NAATC	SANTA ANA ANACOSTIA	VR M	A8	1	1	1	1								
		VT ME	A6	2	2	2	2								
		VT ME	A6	2	2	2	2								
NAAS NAATC	SANTA ANA ANACOSTIA	VR M	A8	1	1	1	1								
		VT ME	A6	2	2	2	2								
		VT ME	A6	2	2	2	2								
NAAS NAATC	SANTA ANA ANACOSTIA	VR M	A8	1	1	1									

TABLE 1A

PROGRAM OPERATING ALLOWANCES FOR FISCAL 1960

SUBCLASS	TOTAL	LANT USN	LANT USMC	PAC USN	PAC USMC	NABS USN	NABS USMC	BWRS	NABTC	NAATC	NATTC	NART	RDT&E
TOTAL	6952	1476	435	1605	653	389	90	16	754	427	110	829	168
VF DAY JET	519	27	80	17	100				6	128		136	25
VF AW JET	714	210	40	311	80						42		31
VF P JET	95	24	9	32	18	1					9		2
VF D JET	50	7		33		6							4
VF Q JET	21		6		15								
VA DAY JET	826	184	100	249	140							136	17
VA P JET	25	12		12									1
VA Q JET	19	9		9									1
VA HT JET	8	4		4									
VA H JET	144	75		62									7
VA LL JET	201	88		113									
VA DAY	126		2			3	7		1	30		76	7
VA AW	34	14		18									2
VA W	96	44		48									4
VA Q	2					2							
VS	463	123		80		2				87		167	4
VP L	376	138		108						20		96	14
VP LD	6	2		2		1							1
VP S	122	50		72									
VW WEA	1	1											
VW	99	42		43		3					5		6
VW Q	6	3		3									
VO	36		12		24								
VP H	146	22	2	27	23	10	1		4	2		51	2
VR M	218	52	37	15	27	41	15	2	4	3	4	12	6
VR C	60	23		23		12						1	1
VU SAR	59	20		21		15			2				1
VII TOW	26	11		14									1
VII TOW D	3			3									
VT JET	610	62	34	99	45	69	6		136	98	10	40	11
VT D JET	8			6		2							
VT KD JET	1					1							
VT ME	414	34	2	36	8	150	22	14	50	40	17	41	
VT ME P	24			4		7	1			1	7	4	
VT SF	561	14		10		30	6		478	6	13		4
VT NAV	4					1					1		
VT D	0	2		2		2				2			2
HS	240	99		64								69	8
HO	40		12		24		4						
HR L	227		80		128		18						1
HR M	37		18		17		2						
HII	236	72		64	4	31	8		43	10	2		2
HT	30								30				
7P	5	4											1
ZM	5	4											1

DECLASSIFIED

~~CONFIDENTIAL~~
15

TABLE 1B

PROGRAM OPERATING ALLOWANCES FOR FISCAL 1960

LANT

SUBCLASS	TOTAL	NAVY COMBAT	FLT TRNG.	OSEAS BASES	FASRONS	VURONS	OPTENFOR	CV UTILITY	ATT. & MISS.	AIRCRAFT FERRY SODN	MARINE COMBAT	H & HS	VMT-1
TOTAL	1911	1206	91	50	30	38	32	13	16		409	6	20
VF DAY JET	107					27					80		
VF AW JET	250	210									40		
VF P JET	33	24									9		
VF D JET	7	7											
VF Q JET	6										6		
VA DAY JET	284	184									100		
VA P JET	12	12											
VA Q JET	9	9											
VA HT JET	4	4											
VA H JET	75	75											
VA LL JET	88	88											
VA DAY	2										2		
VA AW	14	14											
VA W	44	44											
VS	123	120					3						
VP L	138	132					6						
VP LD	2		2										
VP S	50	48					2						
VW WEA	1				1								
VW	42	42											
VW Q	3		3										
VO	12										12		
VR H	25	11	4		2	3	2				2	1	
VR M	89	12		16	6	6	6		12		36	1	
VR C	23	6			5	2		12	2				
VH SAR	20				9		6	1					
VJ TCV	11					11							
VT JET	95		62								12	2	20
VT HF	36		3	16	13		1		1			2	
VT SF	14		14										
VT D	2		2										
HS	99	96											
HO	12												
HR L	80										12		
HR M	18										90		
HU	72	60	1	7					1		10		
ZD	4	4											
ZW	4	4											

~~CONFIDENTIAL~~

~~CONFIDENTIAL~~

DECLASSIFIED

16

TABLE 1C

PROGRAM OPERATING ALLOWANCES FOR FISCAL 1960

PAC

SUBCLASS	TOTAL	NAVY COMBAT	FLT. TRNG.	OCEAS BASES	FASRONS	VURONS	OPTEVFOR	CV UTILITY	ATT. & MISS	AIRCRAFT FERRY SQDN	MARINE COMBAT	H & HS	VMT-2
TOTAL	2258	1308	101	83	23	62	20	12	5		618	6	20
VF DAY JET	117					17					100		
VF AW JET	291	305					6				80		
VF P JET	50	32									18		
VF D JET	33	19				14							
VF Q JET	15										15		
VA DAY JET	389	240					9				140		
VA P JET	12	12											
VA Q JET	9	9											
VA HT JET	4	4											
VA H JET	62	61					1						
VA LL JET	113	113											
VA AW	18	18											
VA W	48	48											
VS	80	80											
VP L	108	108											
VP LD	2					2							
VP S	72	72											
VW	43	43											
VW Q	3		3										
VO	24										24		
VR H	50	17	5	5							22	1	
VR M	42	3		7	1	1			4		24	2	
VR C	23	10		1				12					
VU SAR	21			20	1								
VU TOW	14					14							
VU TOW D	3					3							
VT JET	144		77	11	11		2				21	2	20
VT D JET	6		6										
VT ME	44			27	10		2		1		3	1	
VT ME P	4												
VT SF	10		10										
VT D	3					3							
HS	64	64											
HO	24										24		
HO L	128										128		
HR M	17										17		
HJ	68	50		12		4					2		

~~CONFIDENTIAL~~

DECLASSIFIED

TOTAL PROGRAM & NON-PROGRAM AIRCRAFT

CONFIDENTIAL

TABLE 2 LOCATION OF AIRCRAFT INVENTORY AND PLANNED OPERATING ASSIGNMENTS BY COMMAND AND UNIT

LANT UNIT	LOCATION	MODEL	INVENTORY					PLANNED OPT'G. ASSIGNMENTS				LANT UNIT	LOCATION	MODEL	INVENTORY					PLANNED OPT'G. ASSIGNMENTS			
			S T A T U S	NO. ON BOARD	31 MAR 1960	30 JUN 1960	30 SEP 1960	31 DEC 1960	S T A T U S	NO. ON BOARD	31 MAR 1960				30 JUN 1960	30 SEP 1960	31 DEC 1960						
CARRIER AIR GROUPS																							
CVG 1																							
VF 14	ABD ROOSEVLT	F3H 2	A1	12	14	14	14	14															
		F3H 2	B	2																			
				14*	14	14	14	14															
VF 11	ABD ROOSEVLT	F8U 1	A1	12	14	14	14	14															
				12*	14	14	14	14															
VA 19	ABD ROOSEVLT	AD 6	A1	12	12	12	12	12															
				12*	12	12	12	12															
VA 46	ABD ROOSEVLT	A4D 2	A1	12	12	12	12	12															
		A4D 2M	A1	12*	12	12	12	12															
VA 172	ABD ROOSEVLT	A4D 2	A1	12	12	12	12	12															
				12*	12	12	12	12															
VAH 11	ABD ROOSEVLT	A3D 2	A1	7	7	7	7	9															
				7*	7	7	7	9															
CVG 3																							
VF 31	ABD SARATOGA	F3H 2	A1	14	14	14	14	14															
				14*	14	14	14	14															
VF 32	ABD SARATOGA	F8U 1	A1	14	14	14	14	14															
		F8U 1E	A1	2																			
		F8U 1E	F6	16*	14	14	14	14															
VA 34	ABD SARATOGA	A4D 2	A1	12	12	12	12	12															
				12*	12	12	12	12															
VA 35	ABD SARATOGA	AD 6	A1	12	12	12	12	12															
				12*	12	12	12	12															
VA 36	ABD SARATOGA	A4D 2	A1	13	12	12	12	12															
		A4D 2M	A1	13*	12	12	12	12															
VAH 9	ABD SARATOGA	A3D 2	A1	10	12	12	12	12															
		A3D 2	H0	1	11*	12	12	12															
CVG 4																							
VA 43	OCEANA	F11F 1	A1	3																			
		F22E 1	A4	0	4	4	4	4															
		F22E 1	D0	1																			
		F22E 1	A1	2																			
		A4D 2	A4	5		7	6																
		A4D 2	D5	1																			
		A4D 2	G6	2																			
		A4D 2M	A4			9	9	12															
		A4D 1	A1	3																			
		A4D 1	A4	7	18	9	2																
		A4D 1	B	1																			
		A4D 1	D5	4																			
		TV 2	A4	4	4	4	4	4															
		TV 2	B	4																			
		F9F 8T	A4	19	20	20	20	20															
		F9F 8T	B	3																			
		F9F 8T	D5	1																			
				58*	46	46	46	46															
VF 101	KEY WEST	F3H 2	A4	16	11	11	11	11															
		F3H 2	B	1																			
		F3H 2	G6	1																			
		F3D 2T2	A4	8	8	7	4																
		F3D 2T2	B	1																			
		F4D 1	A4	14	11	11	11	11															
		F4D 1	D5	1																			
		R4D 5 6	A2	1	1	1	1	1															
		R4D 5	A2	1																			
		F9F 8T	A4	3	4	4	4	4															
		F9F 8T	B	1																			
				46*	35	35	34	31															
VF 174	CECIL FIELD	F8U 2	A4	3	7	7	7	7															
		F8U 2	B	1																			
		F8U 1	D5	1																			
		F8U 1	A4	13	11	11	7	7															
		F8U 1	B	4																			
		F8U 1	D5	4																			
		F8U 1E	A4	3																			
		F8U 1E	B	1																			
		F8U 1E	A4	1																			
		F8U 2M	A4	3																			
		F8U 1P	B	3																			
		F9F 8T	A4	2	2	2	2	2															
				35*	20	20	20	23															
CVG 6																							
VF 55	ABD INTREPID	F11F 1	A1	14	14	14	14	14															
		F11F 1	D5	2	16*	14	14	14															
VF 74	OCEANA	F4D 1	A1	13	14	14	14	14															
		F4D 1	D5	4	17*	14	14	14															
VA 65	ABD INTREPID	AD 6	A1	12	12	12	12	12															
				12*	12	12	12	12															
VA 66	ABD INTREPID	A4D 2	A1	12	12	12	12	12															
				12*	12	12	12	12															
VA 76	ABD INTREPID	A4D 2	A1	11	12	12	12	12															
				12*	12	12	12	12															
CVG 7																							
VF 41	OCEANA	F8U 1	D5	1																			
		F3H 2	A1	12	14	14	14	14															
		F3H 2	D5	4	17*	14	14	14															
VF 84	OCEANA	F8U 2	A1	14	14	14	14	14															
				14*	14	14	14	14															
VA 75	OCEANA	AD 6	A1	12	12	12	12	12															
				12*	12	12	12	12															
VA 86	OCEANA	A4D 2	A1	14	12	12	12	12															
				14*	12	12	12	12															
VA 72	OCEANA	A4D 2	A1	13	12	12	12	12															
				13*	12	12	12	12															
VAH 1	SANFORD	A3D 2	A1	11	12	12	12	12															
		A3D 2	D5	1	12*	12	12	12															

~~CONFIDENTIAL~~

TOTAL PROGRAM & NON-PROGRAM AIRCRAFT

DECLASSIFIED

TABLE 2 LOCATION OF AIRCRAFT INVENTORY AND PLANNED OPERATING ASSIGNMENTS
BY COMMAND AND UNIT

LANT UNIT	LOCATION	MODEL	INVENTORY		PLANNED OPT'G. ASSIGNMENTS					LANT UNIT	LOCATION	MODEL	INVENTORY		PLANNED OPT'G. ASSIGNMENTS				
			STATUS	NO ON BOARD	31 MAR 1960	30 JUN 1960	30 SEP 1960	31 DEC 1960	STATUS				NO ON BOARD	31 MAR 1960	30 JUN 1960	30 SEP 1960	31 DEC 1960		
DET 52	ABD VALY FRG	HUK 1	A2	1						VMF 312	BEAUFORT	F8U 1 F8U 1 F8U 1E	A1 D5 G6 A1	14 5 1 5	20	20	20	20	
DET 69	ABD GLACIER	H04S 3 HUL 1	A2 A2	1 2*						MARINE FIGHTER ALL WEATHER SQDNS									
DET 70	ABD ATKA	HRS 3 HUL 1	A2 A2	1 2*						VMFAW 114	CHERRY POINT	F4D 1 F4D 1	A1 D5	19 1	20	20	20	20	
DET 79	ABD EASTWIND	HRS 3 HUL 1	A2 A2	1 2*						VMFAW 115	CHERRY POINT	F4D 1 F4D 1 F4D 1	A1 B D5	20 1 1	20	20	20	20	
DET 76	ABD TANNER	HRS 3	A2	1						MARINE ATTACK SQDNS									
DET 82	ABD WALDOO CO	HRS 3	A2	1						VMA 224	ROOSEVLT RDS	A4D 2 A4D 2 A4D 2M	A1 D5 A1	21 2 23*	20	10	10	10	
DET 92	ABD POCONO	HUP 2	A2	1						VMA 225	ABD ESSEX	A4D 2	A1	12 12*	20	20	20	20	
FLEET TACTICAL SUPPORT SQDNS										DET A	CHERRY PNT	A4D 2 A4D 2	A1 D5	5 3	8*				
VR 1	PTXNT RIVER	R6D 1 R6D 12 R5D 2 R5D 22 R4Y 1	A2 A2 A2 A2 A2	2 3 1 8 14*	2 3 1 12 18	2 3 1 12 18	2 3 1 12 18	2 3 1 12 18		VMA 324	ABD ANTIETAM	A4D 2 A4D 2	A1 B	20 2	20	20	20	20	
VR 24	PORT LYAUTEY	R5D 5 R5D 5 R5D 5 TF 1	A2 B G6 A2	6 1 1 8*	6 6 6 12	6 6 6 12	6 6 6 12	6 6 6 12		VMA 331	BEAUFORT	A4D 2	A1	20 20*	20	20	20	20	
DET	NAPLES	TF 1	A2	7						VMA 533	CHERRY POINT	A4D 2	A1	20 20*	20	20	20	20	
MARINE HEADQUARTERS SQDNS										MARINE COMPOSITE PHOTOGRAPHIC SQDNS									
MARS MWSG 27	CHERRY POINT	F4D 1 F4D 1 A4D 2 AD 3 AD 3 R5D 5 R5D 3 R4D 8 F9F 8T F9F 8T SNB 5	B G6 D5 A1 A2 A2 A1 A4 A6 A6	1 1 1 2 3 1 3 4 1 16*	2 2 2 2 2 2 2 4 1 11	2 2 2 2 2 2 2 4 1 9	2 2 2 2 2 2 2 4 1 9	2 2 2 2 2 2 2 4 1 9		VMCJ 2	CHERRY POINT	F8U 1P F8U 1P F3D 2Q	A1 B A1	9 1 9	9 15	9 15	9 15	9 6 6 15	
MARINE TRANSPORT SQDNS										MARINE HELICOPTER TRANSPORT SQDNS									
VMR 252	CHERRY POINT	R4Q 2	A2	17	20	20	20	20		VMR 353	CHERRY POINT	R4Q 2 R4Q 2	A2 B	17 9	20	20	20	20	
DET	PORT LYAUTEY	R4Q 2	A2	2						MARINE HELICOPTER TRANSPORT SQDNS									
H6MS 14	CHERRY POINT	R4D 5 R4D 6 R4D 5 TV 2 F9F 8T F9F 8T	A2 A2 B A2 A2 B	5 1 1 2 1 5*	5 1 1 2 2 3	5 1 1 2 2 3	5 1 1 2 2 3	5 1 1 2 2 3		HMRL 162	NEW RIV JAX	HUS 1	A1	19 19*	18	18	18	18	
H6MS 24	CHERRY POINT	F3D 2T2 R4D 8 R4D 6 F9F 8T F9F 8T	A1 A2 A2 A2 B	2 1 1 2 4*	2 1 1 3 4	2 1 1 3 4	2 1 1 3 4	2 1 1 3 4		HMRL 264	ABD BOXER	HRS 3 HUS 1 HUS 1	A1 AJ A1	1 1 19	2 20	2 18	2 20	2 18 21 23	
H6MS 26	NEW RIV JAX	R4D 8	A2	1	2	2	2	2		HMRL 261	NEW RIV JAX	HUS 1	A1	*	18	18	18	21	
H6MS 32	CHERRY POINT	R4D 8 R4D 5 6 TV 2 TV 2 F9E 8T F9F 8T	A2 A2 A2 B A2 B	1 1 2 1 1 7*	1 1 3 3 3 4	1 1 3 3 3 4	1 1 3 3 3 4	1 1 3 3 3 4		HMRL 262	NEW RIV JAX	HUS 1 HUS 1 HUS 1A HUS 1A	A1 B A1 B	17 1 1 20*	18	18	18	18	
MARINE FIGHTER SQDNS										MARINE HELICOPTER TRANSPORT SQDNS									
VMF 122	BEAUFORT	F8U 1 F8U 1	A1 B	20 1	20	20	20	20		HMRC 263	NEW RIV JAX	HOK 1 HOK 1 HRS 3 HRS 3	AJ AJ A1 B	8 5 12 6	12 12	12 12	12 12	12 12	
VMF 235	BEAUFORT	F8U 1 F8U 1E F8U 1E	A1 D5 A1 D5	3 1 1 22*	20	20	20	20		HMRM 461	ABD CHMPLAIN	HR2S 1 HR2S 1	A1 A2	14 14*	16	16	14 14	13 13	
VMF 333	BEAUFORT	F8U 2 FJ 3M	A1 A1	18 3	20	20	20	20											

DECLASSIFIED

TOTAL PROGRAM & NON-PROGRAM AIRCRAFT

TABLE 2 LOCATION OF AIRCRAFT INVENTORY AND PLANNED OPERATING ASSIGNMENTS
BY COMMAND AND UNIT

LANT UNIT	LOCATION	MODEL	INVENTORY		PLANNED OPT'G. ASSIGNMENTS				LANT UNIT	LOCATION	MODEL	INVENTORY		PLANNED OPT'G. ASSIGNMENTS			
			STATUS	NO. ON BOARD	31 MAR 1960	30 JUN 1960	30 SEP 1960	31 DEC 1960				STATUS	NO. ON BOARD	31 MAR 1960	30 JUN 1960	30 SEP 1960	31 DEC 1960
MARINE OBSERVATION SQDNS									FLEET UTILITY AND DRONE CONTROL SQDNS								
VMO 1	NEW RIV JAX	OE 2 OE 2 OE 2 OE 1 OE 1 OE 1	A1 A2 B A1 A2 B	4 1 8 1 14*	5	5	5	5	VU 2	QUONSET PNT	FJ 3 FJ 3 JD 1	A8 D5 A8	9 1 3	10	10	10	10
									VU 4	OCEANA	FJ 3 FJ 3 FJ 3M JD 1	A8 D5 A8 A8	6 1 5 3	7	7	7	7
									VU 10	GTMO BAY	FJ 3 FJ 3M JD 1	A8 A8 A8	2 6 11*	4	4	4	4
									DET	JACKSONVILLE	JD 1 JD 1D	A8 A8	1 1	2*			
OPERATIONAL TEST AND EVALUATION FORCE									AIRCRAFT FERRY SQUADRONS								
VX 1	KEY WEST	S2F 3 S2F 1 P2V 7 P2V 7SX PSM 2 PSM 15 SNB 5 SNB 5 HSS 1	A9 A9 A9 A9 A9 A9 A6 A9 A9	4 3 3 1 1 1 1 2 13*	3	2	2	2	VRF 51	NORFOLK	R4D 8 R4D 8 SNB 3	A2 B A2	1 1 3*	2	2	2	2
VX 3	OCEANA	F8U 2 F8U 2 F8U 1 R4D 8 F9F 8T	A9 D5 A9 A8 A9	6 1 2 1 11*	1	1	1	1									
VX 6	QUONSET PNT	P2V 7 R7V 1 R5D 5 R5D 3 C 190BL R4D 8 R4D 5 6 R4D 5 UC 1 UC 1 UC 1 HUS 1A HUS 1A	A8 A8 A8 A8 A8 A8 A8 A8 A8 A8 A8 A8 EM	3 1 1 1 3 3 1 2 2 3 2 2 19*	3	1	1	1									
FLEET AIRCRAFT SERVICE SQDNS									FLEET BASES OVERSEAS								
FASRON 3	NORFOLK	F3H 2 S2F 2 S2F 1 S2F 1 TF 1 EF-4 SNB 5 SNB 5	G6 A5 A2 A5 A2 B A6 B	1 1 1 5 5 8 9 9	1	1	1	5	NAVSTA	ARGENTIA	R5D 5 UF 2 UF 1 SNB 5 HOAS 3 HUS 1A	A2 A2 A2 A6 A2 A2	1 1 1 1 1 4*	1	1	1	1
FASRON 5	OCEANA	R4D 5	A2	1	1*				NAF	NAPLES	F3H 2 A3D 2 AD 6 AD 5 R5D 2 R5D 2Z R4D 8 RAY 1 UF 1 SNB 5 HUP 1 HUP 2	G6 G6 G6 A2 A2 A2 A2 A2 A2 A6 A2 A2	1 1 2 4 1 2 1 1 1 5 1 18*	1	4	4	4
FASRON 9	CECIL FIELD	F3H 2 R4D 5 6 R4D 6 SNB 5	G6 A2 A2 A6	1 1 2 4*	1	1	2	3	NAF	SIGONELLA	R4D 8 UF 1 1T SNB 5 SNB 5	A2 A2 A2 A6	1 1 1 2*	1	1	1	1
FASRON 51	SANFORD	R4D 5 6 R4D 6 SNB 5	A2 A2 A6	1 2 3*	1	1	2	3	NAF	LAJES	UF 2 UF 1	A2 A6	1 1*	1	1	1	1
FASRON 102	NORFOLK	WV 2 WV 2 R5D 4R RAY 1 RAY 1 UF 1 UF 1 SNB 5	A2 A9 A1 A2 A1 A8 A6	1 1 1 3 1 2 2	1	1	1	8	NAF	KEFLAVIK	R5D 5	A2	*			1	1
FASRON 105	ROOSEVLT RDS	UF 2	A2	1	1*	1	1	1	MOOTRS CMEF	DIRHRAN AFB	R4D 8 R4D 8	A2 A8	1 1*	1	1	1	1
FASRON 106	ARGENTIA	R5D 5 SNB 5	A2 A6	1 2*	1	1	2	2	NAF ADV BASE	PORT LYAUTEY	R4D 5 6 R4D 5 UF 2 UF 1 R4D 8 SNB 5 HUP 2	A2 A2 A2 A6 A2 A2	1 1 1 1 1 1 4*	1	1	1	1
FASRON 107	ICELAND	R5D 5 R5D 5 R5D 3	A2 G6 A2	1 1 2*	1	1	1	1	NAVSTA	ROTA	FJ 3M F8U 8 F4D 1 F4D 1 F8U 1P F9F 8P A4D 2 AD 5W R4D 8 R4D 5 6 R4D 6 SNB 5 HUP 2	C9 B B G5 C9 M5 M5 G5 A2 A6 A2 A2 A6 A2	1 1 1 1 1 1 1 1 1 1 1 1 1 1 15*	1	1	1	1
FASRON 111	BERMUDA	UF 2	A2	1	1*	1	1	1	SIXTH NAVAL DISTRICT								
FASRON SPC 200	LONDON	R4D 8 R4D 5 6 R4D 5 RAY 1 SNB 5	A2 A2 A2 A2 A6	2 2 1 1 3	2	2	1	7	NAS JAX	JACKSONVILLE	RAY 1	A8	1	1*			

DECLASSIFIED

CONFIDENTIAL

TOTAL PROGRAM & NON-PROGRAM AIRCRAFT

TABLE 2 LOCATION OF AIRCRAFT INVENTORY AND PLANNED OPERATING ASSIGNMENTS
BY COMMAND AND UNIT

LANT UNIT	LOCATION	MODEL	INVENTORY		PLANNED OPT'G. ASSIGNMENTS					LANT UNIT	LOCATION	MODEL	INVENTORY		PLANNED OPT'G. ASSIGNMENTS					
			STATUS	NO. ON BOARD	31 MAR 1960	30 JUN 1960	30 SEP 1960	31 DEC 1960	STATUS				NO. ON BOARD	31 MAR 1960	30 JUN 1960	30 SEP 1960	31 DEC 1960			
TENTH NAVAL DISTRICT										MARINE CORPS AIR STATIONS										
NAVSTA	TRINIDAD	UF 2 A8	A2 A8	1 1*	1 1	1 1	1 1	1 1	1 1	MCAS	CHERRY PNT	F3H 2	B	10 10*						
NAS 10 NAVDST	GTMO BAY	R4D 5 6 A8 UF 2 SNB 5 T 348 A8 HUP 2	A2 A8 A2 A6 A8 A2	1 1 2 1 1 6*	1 2 1 1 1 6	1 2 1 1 1 6	1 2 1 1 1 6	1 2 1 1 1 6	1 2 1 1 1 6	NAVAL ATTACHES AND MISSIONS LANT										
NAS	NORFOLK	F8U 1	B	1 1*						ATT ATHENS	GREECE	UF 2 UF 1	A2 A8	1 1*	1 1	1 1	1 1	1 1	1 1	
NAVSTA	ROOSEVLT RDS	F4D 1 F4D 1 R4D 8 UF 2 SNB 5 HUP 2	B D5 A2 A2 A6 A2	7 2 1 1 1 14*		2 2 1 1 1 6	2 2 1 1 1 6	2 2 1 1 1 6	2 2 1 1 1 6	ATT CAIRO	EGYPT	R4D 5 6 R4D 6	A8 A8	1 1*	1 1	1 1	1 1	1 1	1 1	
FIFTEENTH NAVAL DISTRICT										ATT MEXICO CTY	MEXICO	R4D 5 6 R4D 5	A8 A8	1 1*	1 1	1 1	1 1	1 1	1 1	1 1
CON FIFTEEN	PANAMA	R4Y 1	A2	*	1 1	1 1	1 1	1 1	1 1	ATT NEW DELHI	INDIA	R4D 5 6 R4D 6	A8 A8	1 1*	1 1	1 1	1 1	1 1	1 1	
FL AIR DET	LONDON	R4D 8 R4D 5 6 R4Y 1 SNB 5	A2 A2 A2 A6	*		2 1 1 7	2 1 1 7	2 1 1 7	2 1 1 7	ATT OSLO	NORWAY	UF 2 UF 2	A2 A8	1 1*	1 1	1 1	1 1	1 1	1 1	
CV AND AV UTILITY AIRCRAFT										ATT PRETORIA	SO AFRICA	R4D 5 6 R4D 6	A8 A8	1 1*	1 1	1 1	1 1	1 1	1 1	1 1
CVA 9 ESSEX	NORFOLK	TF 1	A2	1 1*	1 1	1 1	1 1	1 1	1 1	ATT TEHRAN	IRAN	R4D 5 6 R4D 6	A8 A8	1 1*	1 1	1 1	1 1	1 1	1 1	
CVA 11 INTREPP	QUONSET PNT	TF 1	A2	1 1*	1 1	1 1	1 1	1 1	1 1	MISSION ANKARA	TURKEY	R4D 5 6 R4D 5	A8 A8	1 1*	1 1	1 1	1 1	1 1	1 1	
CVS15 RANDOLPH	NORFOLK	TF 1	A2	1 1*	1 1	1 1	1 1	1 1	1 1	MISSION BOGOTA	COLOMBIA	R4D 5 6 R4D 6	A8 A8	1 1*	1 1	1 1	1 1	1 1	1 1	
LPH 4 BOXER	NORFOLK	HTL 7	A2	1 1*	1 1	1 1	1 1	1 1	1 1	MISSION PTAUPR	HAITI	HRS 3 HRS 3	A0 A8	1 1*	1 1	1 1	1 1	1 1	1 1	
CVS 36 ANTETAM	NEW YORK	TF 1	A2	1 1*	1 1	1 1	1 1	1 1	1 1	MISSION LIMA	PERU	R4D 5 6 R4D 5	A8 A2	1 1*	1 1	1 1	1 1	1 1	1 1	
CVS 39 CHMPLAN	MAYPORT	TF 1	A2	1 1*	1 1	1 1	1 1	1 1	1 1	MISSION QUITO	ECUADOR	R4D 5 6 R4D 6	A8 A8	1 1*	1 1	1 1	1 1	1 1	1 1	
CVS 40 TARAMA	NEWPORT	TF 1	A2	1 1*	1 1	1 1	1 1	1 1	1 1	MISSION RIO DJ	BRAZIL	R4D 6R	A8	1 1*	1 1	1 1	1 1	1 1	1 1	
CVA 42 FDR	MAYPORT	TF 1	A2	1 1*	1 1	1 1	1 1	1 1	1 1	MISSION VLPRSO	CMILE	R4D 5 6 R4D 6	A8 A8	1 1*	1 1	1 1	1 1	1 1	1 1	
CVA 59 FORSTAL	NORFOLK	AD 5 TF 1	A2 A2	2 1 3*	1 1 1	1 1 1	1 1 1	1 1 1	1 1 1	NAV ADV GROUP	BUENOS AIRES	R4D 5 6 R4D 6	A8 A8	1 1*	1 1	1 1	1 1	1 1	1 1	
CVA 60 SPRATOG	NEW YORK	TF 1	A2	1 1*	1 1	1 1	1 1	1 1	1 1	MISSION CUITRU	DOM REP	SNB 5	A8	1 1*	1 1	1 1	1 1	1 1	1 1	
CVS 45 VALYFRG	NORFOLK	TF 1	A2	1 1*	1 1	1 1	1 1	1 1	1 1	PROGRAM OPERATING	1856 1888 1867 1836 1851									
CVS 18 WASP	NORFOLK	TF 1	A2	1 1*	1 1	1 1	1 1	1 1	1 1	OPERATIONAL POOL	245									
CVA 62 INDPEND	NORFOLK	TF 1	A2	1 1*	1 1	1 1	1 1	1 1	1 1	TOTAL PROGRAM	2101									
USS ALBERMARLE	NORFOLK	UF 1	A2	1 1*	1 1	1 1	1 1	1 1	1 1	NON PROGRAM (INCLUDING DRONES)	9									
MARINE AIR FMF & FORCE AVIATION HDQTR SQDMS										TOTAL INVENTORY	2110									
MARINE FLEET TRAINING SQDMS																				
HMHS AFMFLNT	NORFOLK	R5D 5R R4Y 1 TV 2 F9F 8T F9F 8T SNB 5	A2 A2 A6 A4 A6 A6	1 1 1 2 2 7*	1 1 2 2 2 6	1 1 2 2 2 6	1 1 2 2 2 6	1 1 2 2 2 6	1 1 2 2 2 6											
VMT 1	CHERRY POINT	F9F 8T F9F 8T F9F 8T	A2 A4 D9	18 2 1 21*	20 20 20 20	20 20 20 20	20 20 20 20	20 20 20 20	20 20 20 20											

CONFIDENTIAL

DECLASSIFIED

TOTAL PROGRAM & NON-PROGRAM AIRCRAFT

TABLE 2 LOCATION OF AIRCRAFT INVENTORY AND PLANNED OPERATING ASSIGNMENTS

BY COMMAND AND UNIT

PAC UNIT	LOCATION	MODEL	INVENTORY		PLANNED OPT'G. ASSIGNMENTS				PAC UNIT	LOCATION	MODEL	INVENTORY		PLANNED OPT'G. ASSIGNMENTS							
			S T A T U S	NO. ON BOARD	31 MAR 1960	30 JUN 1960	30 SEP 1960	31 DEC 1960				S T A T U S	NO. ON BOARD	31 MAR 1960	30 JUN 1960	30 SEP 1960	31 DEC 1960				
CARRIER AIR GROUPS																					
CVG 2													CVG 11								
VA 23	ABD MIDWAY	A4D 2N FJ 4B	A1 A1	10 10*	12	12	12	12	VF 111	MIRAMAR	F11F 1 F11F 1	A1 D5	14 2 16*	14	14	14	14				
VF 24	ABD MIDWAY	F8U 2 F8U 1 F8U 1	A1 A1 G6	11 1 12*	4 10	14	14	14	VA 112	MIRAMAR	A4D 2 A4D 2 A4D 1 A4D 1	A1 D5 A1 D5 G6	11 1 1 1 15*	12	12	12	12				
VA 22	ABD MIDWAY	A4D 2N FJ 4B FJ 4B FJ 4B	A1 A1 B7 G6	11 1 1 13*	12	12	12	12	VA 113	MIRAMAR	A4D 2 A4D 2	A1 D5	10 2 12*	12	12	12	12				
VF 21	ABD MIDWAY	F3H 2	A1	12 12*	14 14	14	14	14	VF 114	MIRAMAR	F3H 2	A1	12 12*	14	14	14	14				
VA 25	ABD MIDWAY	AD 7	A1	12 12*	12	12	12	12	VA 115	MIRAMAR	AD 7	A1	13 13*	12	12	12	12				
VAH 8	ABD MIDWAY	A3D 2	A1	9 9*	9	9	9	9	CVG 12												
CVG 5													VF 121	MIRAMAR	F3H 2M F3H 2 F3H 2 F4H 1 F3D 2T2 F3D 2T2 F9F 8T F9F 8T	B7 A4 D5 A4 A1 A4 A1 A4	4 23 10 1 1 1 1 24 63*	30	30	25	25
VF 51	MIRAMAR	F8U 1 F4D 1 F4D 1 F4D 1	A1 A1 D5 G6	14 1 1 16*	12	12	12	12	VA 122	NORTH ISLAND	AD 7 AD 7 AD 6 AD 6 AD 5 AD 5 T 28B	A1 A4 A1 A4 A1 A4 A4	6 2 17 2 2 10 35*	7	7	7	7				
VA 52	MIRAMAR	AD 6	A1	10 10*	12	12	12	12	VF 124	MOFFETT FLD	F8U 2 F8U 2 F8U 1 F8U 1 F8U 1 F8U 1 F8U 1E F8U 1E F8U 2M F9F 8T F9F 8T	A4 B7 A1 A4 B7 G9 Y A4 B7 D5 A4 A4 D5	2 2 18 4 3 1 8 1 1 27 2 68*	4	4	10	10				
VF 53	MIRAMAR	F3H 2 F3H 2 F3H 2	A1 D5 HR	12 1 1 14*	14	14	14	14	VA 125	MOFFETT FLD	A4D 2 A4D 2 A4D 2M A4D 1 A4D 1 A4D 1 A4D 1	A4 B7 A1 A4 A4 D5 G6	1 1 2 26 17 4 5 27*	2	10	15	15				
VA 55	MIRAMAR	A4D 2	A1	12 12*	12	12	12	12	VA 126	MIRAMAR	FJ 4 FJ 4 FJ 4 FJ 4 A4D 2 A4D 2M A4D 1 A4D 1 FJ 4B	A1 B7 D5 G6 M9 A4 A4 A4 A4 A4 A4 A4	16 2 1 2 8 8 11 1 12 45*	10	10	5	5				
VA 56	MIRAMAR	A4D 2 A4D 2 A4D 2	A1 B7 G6	10 1 2 13*	12	12	12	12	VAH 123	WHDBY ISLAND	A3D 2P A3D 2T A3D 2T A3D 2 A3D 1 A3D 1 A3D 1 A3D 1 P2V 3B F9F 8T	A4 A4 A3 D5 A4 A4 A4 A4 A4 A4	2 2 4 2 9 10 1 1 2 4 22*	4	4	4	4				
VAH 4	WHDBY ISLAND	A3D 2 A3D 2	A1 D5	11 5 16*	9	9	9	9													
CVG 9																					
VF 91	ALAMEDA	F8U 2	A1	14 14*	14	14	14	14													
VF 92	ALAMEDA	F3H 2	A1	14 14*	14	14	14	14													
VA 93	ALAMEDA	A4D 2 A4D 2N	A1 A1	12 12*	12	12	6 6 12 18	6 6 12 18													
VA 94	ALAMEDA	A4D 2 A4D 2 A4D 2N	A1 B7 A1	12 1 1 13*	12	12	6 6 12 18	6 6 12 18													
VA 95	ALAMEDA	AD 7	A1	13 13*	12	12	12	12													
VAH 6	WHDBY ISLAND	A3D 2 A3D 2	A1 G6	12 1 13*	12	12	12	12													

CONFIDENTIAL

TOTAL PROGRAM & NON-PROGRAM AIRCRAFT

DECLASSIFIED

TABLE 2 LOCATION OF AIRCRAFT INVENTORY AND PLANNED OPERATING ASSIGNMENTS
BY COMMAND AND UNIT

PAC UNIT	LOCATION	MODEL	INVENTORY					PLANNED OPT'G. ASSIGNMENTS					PAC UNIT	LOCATION	MODEL	INVENTORY					PLANNED OPT'G. ASSIGNMENTS												
			S T A T U S	NO. ON BOARD	31 MAR 1960	30 JUN 1960	30 SEP 1960	31 DEC 1960	S T A T U S	NO. ON BOARD	31 MAR 1960	30 JUN 1960				30 SEP 1960	31 DEC 1960	S T A T U S	NO. ON BOARD	31 MAR 1960	30 JUN 1960	30 SEP 1960	31 DEC 1960										
CVG 14																	COMPOSITE PHOTOGRAPHIC SQDMS																
VF 141	MIRAMAR	F3H 2	A1	14 14*	14	14	14	14	14	VCP 61	AGANA	F8U 1P	A1	9	12	12	12	12	F8U 1P	B7	2	5	6	6	6								
VF 142	MIRAMAR	F8U 2	A1	14 14*	14	14	14	14	14			A3D 2P	A1	5	2				A3D 2P	A1	5	2											
VA 144	MIRAMAR	FJ 4B	A1	13 13*	12	12	12	12	12			AJ 2P	A1	1	1	1	1	1	F9F 8T	A4	1	1	1	1	1								
VA 145	MIRAMAR	AD 6	A1	14 14*						VCP 63	MIRAMAR	F8U 1P	A1	20	20	20	20	20	F8U 1P	B7	1												
VA 146	ABD RANGER	FJ 4B	A1	14	12	12	12	12	12			A3D 2P	A1	2	4	4	4	4	F9F 8T	A4	3	3	3	3									
		FJ 4B	D5	1								SNB 5P	A4	1	1	1	1	1															
				15*	12	12	12	12	12		DET M	MIRAMAR	F8U 1P	A1	3																		
CVG 15																	AIR EARLY WARNING SQDMS																
VF 151	MOFFETT FLD	F3H 2	A1	7	14	14	14	14	14	VAW 11	NORTH ISLAND	AD 5	A1	1	1	1	1	1	AD 50	A1	13	8	8	8	8								
		F3H 2	D5	2	9*	14	14	14	14			TF 10	D5	1	2	2	2	2	TF 10	A1	1												
VA 152	MOFFETT FLD	AD 6	A1	13 13*	12	12	12	12	12			WF 2	A1	5	13	15	16	16	AD 5W	A1	14	26	22	22									
VA 153	MOFFETT FLD	A4D 2	A1	9	12	12	12	12	12			S2F 2	A1	1	1	1	1	1	S2F 2	D5	1												
		A4D 2	D5	2	1																												
		A4D 2	HO	1	12*	12	12	12	12																								
VF 154	ABD HANCOCK	F8U 1	A1	8	14	14	14	14	14	DET M	NORTH ISLAND	AD 50	A1	3					AD 5W	A1	3												
		F8U 1E	A1	2																													
		F8U 1E	D5	10*	14	14	14	14	14	DET T	ABD YORKTOWN	AD 5W	A1	4																			
VA 155	MOFFETT FLD	A4D 2	A1	9	12	12	12	12	12																								
		A4D 2	D5	3	12*	12	12	12	12	VAW 13	AGANA	AD 50	A1	2	8	8	8	8	WF 2	A1	1	9	9	9									
VAH 2	WHDBY ISLAND	A3D 2	A1	6	9	9	9	9	9			AD 5W	HO	1					AD 5W	A1	1	1	1	1									
		A3D 2	D5	2	8*	9	9	9	9																								
				8*	9	9	9	9	9	DET A	ABD KEARSAGE	AD 5W	A1	3																			
CVG 19																	INTERCEPTOR SQDN																
VF 191	ABD RICHARD	F8U 1	A1	12	14	14	14	14	14	VFAM 3	NORTH ISLAND	F3D 2	A4	1					F3D 2T2	A1	2	25	25	25	25								
		F11F 1	A1	12*	14	14	14	14	14			F4D 1	A1	25					F4D 1	B7	6												
VA 192	ABD RICHARD	A4D 2	A1	12	12	12	12	12	12			F4D 1	D5	2					F4D 1	D5	2												
VF 193	ABD RICHARD	F3H 2	A1	12	14	14	14	14	14			SNB 5	A8	1																			
				12*	14	14	14	14	14																								
VA 195	ABD RICHARD	A4D 2	A1	12	12	12	12	12	12																								
				12*	12	12	12	12	12																								
VA 196	ABD RICHARD	AD 6	A1	10	12	12	12	12	12																								
				10*	12	12	12	12	12																								
VAH 4 E	ABD RICHARD	A3D 2	A1	2																													
		A3D 2	HO	1	3*																												
				3*																													
VAM 7	ABD KITTYHWK	A3D 2	A1	*		2	6	6	6																								
CVG 21																	GUIDED MISSILE SERVICE SQDN																
VF 211	MOFFETT FLD	F8U 1	A1	13	14	14	14	14	14	GMSRON 1	BARBERS PNT	FJ 3D	A1	8	8	8	8	8	FJ 3D	EN	3	2	2	2	2								
		F8U 1	G6	1								F9F 5KD	A1	5	2	2	2	2	F9F 5KD	A1	5	2	2	2									
		F11F 1	A1	1	15*	14	14	14	14			TV 2D	A2	3	3	3	3	3	TV 2D	EN	1												
VA 212	ABD LEXINGTN	FJ 4B	A1	10	12	12	12	12	12			TV 2D	EN	1																			
		FJ 4B	D5	4	14*	12	12	12	12																								
VF 213	MOFFETT FLD	F3H 2	A1	7	14	14	14	14	14																								
		F3H 2	D5	4	11*	14	14	14	14																								
VA 215	MOFFETT FLD	AD 6	A1	12	12	12	12	12	12																								
				12*	12	12	12	12	12																								
VA 216	MOFFETT FLD	FJ 4B	A1	13	12	12	12	12	12																								
				13*	12	12	12	12	12																								

CONFIDENTIAL

DECLASSIFIED

TOTAL PROGRAM & NON-PROGRAM AIRCRAFT

TABLE 2 LOCATION OF AIRCRAFT INVENTORY AND PLANNED OPERATING ASSIGNMENTS

BY COMMAND AND UNIT

PAC UNIT	LOCATION	MODEL	INVENTORY		PLANNED OPT'G. ASSIGNMENTS				PAC UNIT	LOCATION	MODEL	INVENTORY		PLANNED OPT'G. ASSIGNMENTS			
			NO ON BOARD	STATUS	31 MAR 1960	30 JUN 1960	30 SEP 1960	31 DEC 1960				NO ON BOARD	STATUS	31 MAR 1960	30 JUN 1960	30 SEP 1960	31 DEC 1960
CARRIER ANTI SUBMARINE SODNS																	
VS 21	ABD KEARSRGE	S2F 3 S2F 2 S2F 1 S2F 1	A1 A1 A1 B7		1 4 16 22*	2 4 16 20	4 3 16 20	4 2 16 20	VP 40	SANGLEY PNT	P5M 1 P5M 1	A1 G6	10 2	12 12*	12 12	10 10	10 10
VS 23	ABD YORKTOWN	S2F 3 S2F 1 S2F 1	A1 A1 B7		20 18 22*	18 18 18	18 18 18	2 2 20	VP 42	NORTH ISLAND	P5M 2 P5M 1	A1 A1	12 12*	10 10	6 10	4 9	9 9
VS 37	LOS ALAMITOS	S2F 2 S2F 2 S2F 1	A1 B7 A1		1 3 19	2 3 18	2 2 20	2 2 18	VP 46	NORTH ISLAND	P5M 1	A1	12 12*	11 11	10 10	10 10	10 10
VS 38	NORTH ISLAND	S2F 2 S2F 2 S2F 1	A1 B7 A1		2 1 18	4 1 18	4 1 18	4 1 18	VP 47	ALAMEDA	P5M 2	A1	12 12*	11 11	10 10	10 10	10 10
HELICOPTER ANTI SUBMARINE SODNS																	
HS 2	REAM FLD	SNB 5 HSS 1 HSS 1N	A4 A1 A1		1 16 17*	14 14 14	15 15 15	7 8 15	VP 48	NORTH ISLAND	P5M 2 P5M 2	A1 G6	11 12*	10 10	10 10	10 10	10 10
HS 4	ABD YORKTOWN	HSS 2 HSS 1N	A1 A1		13 13*	14 14	12 15	3 4 16	VP 49	WHDBY ISLAND	P5M 2 P5M 2S	A1 A1	4 7	11 11*	11 11	11 11	11 11
HS 6	ARD KEARSRGE	HSS 1 HSS 1N	A1 A1		12 3	11 3	8 6	3 12 15	FLEET AIR EARLY WARNING SODNS								
HS 8	REAM FLD	HSS 1 HSS 1N	A1 A1		12 12*	14 14	14 15	10 5 15	VW 1	AGANA	WV 2 WV 2 RTV 1	A2 D9 A5	8 1 10*	9 9	9 9	9 9	9 9
PATROL SODNS LAND PLANE																	
VP 1	WHDBY ISLAND	P2V 7 P2V 7S P2V 7SX	A1 A1 A1		9 3 12*	12 12 12	12 12 12	12 12 12	VW 3	AGANA	WV 2 WV 2 WV 2	A1 A2 D9	7 2 9*	9 9	9 9	9 9	9 9
VP 2	KODIAK	P2V 7 P2V 7S P2V 7SX	A1 A1 A1		4 6 2	12 12 12	12 12 12	12 12 12	BARRIER SQUADRONS DISTANT WARNING								
VP 4	NAMA	P2V 5F P2V 5F P2V 5FX	A1 D5 A1		11 2 14*	12 12 12	12 12 12	12 12 12	AIRBARSON 2	BARBERS PNT	WV 2 WV 2 RTV 1 RTV 1 SNB 5	A2 D9 A5 D9 A5	27 6 3 2 40*	25 25	25 25	25 25	25 25
VP 6	BARBERS PNT	P2V 5F P2V 5S P2V 5SX	A1 A1 A1		6 5 12*	12 12 12	12 12 12	12 12 12	(VW 12 AND VW 14 INCLUDED)								
VP 9	ALAMEDA	P2V 7 P2V 7S P2V 7SX	A1 A1 A1		4 6 12*	12 12 12	12 12 12	12 12 12	HELICOPTER RECONNAISSANCE SAR SODNS								
VP 17	WHDBY ISLAND	P2V 7 P2V 7S P2V 7SX	A1 A1 A1		5 2 12*	12 12 12	12 12 12	12 12 12	HU 1	REAM FLD	SNB 5 HO4S 3 HRS 3 HUK 1 HUS 1A HUL 1 HUP 8 HUP 2 HTL 7 HTL 7 HTL 7	A4 A2 A2 A2 A2 A2 A2 AK A2 A4	1 1 3 2 2 5 9 18 1 4 35*	1 1 2 2 2 6 7 22 5 46	1 1 1 1 2 7 11 18 6 52	1 1 1 1 2 7 17 18 6 54	1 1 1 1 2 7 17 18 6 53
VP 19	ALAMEDA	P2V 7 P2V 7SX P2V 7SX	A1 A1 G6		3 9 13*	12 12 12	12 12 12	12 12 12	DET 1	OPPAMA	HUP 2 HUP 2 HUP 2	A1 A2 HO	1 11 13*	2 2	2 2	2 2	2 2
VP 22	BARBERS PNT	P2V 5F P2V 5S	A1 A1		8 2 10*	12 12	12 12	12 12	FLEET TACTICAL SUPPORT SODNS								
VP 28	IWAKUNI	P2V 5F P2V 5S P2V 5SX	A1 A1 A1		11 1 12*	12 12 12	12 12 12	12 12 12	VR 21	BARBERS PNT	R6D 1 R6D 1Z R5D 2	A2 A2 A2	9 2 11*	12 2 15	12 2 15	12 2 15	12 2 15
HELICOPTER RECONNAISSANCE SAR SODNS																	
VP 19	ALAMEDA	P2V 7 P2V 7SX P2V 7SX	A1 A1 G6		3 9 13*	12 12 12	12 12 12	12 12 12	DET	NORTH ISLAND	R5D 5Z R5D 2Z R4Y 1 TF 1	A2 A2 A2 A2	1 1 3 4 9*	1 1 3 4 8	1 1 3 4 8	1 1 3 4 8	1 1 3 4 8
VP 22	BARBERS PNT	P2V 5F P2V 5S	A1 A1		8 2 10*	12 12	12 12	12 12	DET	ATSUGI	R5D 2 R5D 2Z TF 1 TF 1	A2 A2 A2 D5	1 1 7 1 9*	1 1 7 7 8	1 1 7 7 8	1 1 7 7 8	1 1 7 7 8

~~CONFIDENTIAL~~

DECLASSIFIED

TOTAL PROGRAM & NON-PROGRAM AIRCRAFT

TABLE 2 LOCATION OF AIRCRAFT INVENTORY AND PLANNED OPERATING ASSIGNMENTS
BY COMMAND AND UNIT

PAC UNIT	LOCATION	MODEL	INVENTORY		PLANNED OPT'G. ASSIGNMENTS					PAC UNIT	LOCATION	MODEL	INVENTORY		PLANNED OPT'G. ASSIGNMENTS				
			S T A T U S	NO ON BOARD	31 MAR 1960	30 JUN 1960	30 SEP 1960	31 DEC 1960	S T A T U S				NO ON BOARD	31 MAR 1960	30 JUN 1960	30 SEP 1960	31 DEC 1960		
<u>MARINE HEADQUARTERS SODNS</u>																			
MARS 17	IWAKUNI	A4D 1 A4D 1 R5D 2 3 R5D 3 R4D 8 TV 2 F9F 8T SNB 5 SNB 5 HRS 3 HUK 1	A1 G5 A2 A2 A4 A4 A4 A6 A1 A2	1 1 2 2 4 3 4 3 3 2			2	2	2	2									
H6MS 11	CUBI PNT	F8U 1 F4D 1 F4D 1 R4D 8 F9F 8T F9F 8T	B7 B7 D5 A2 A2 A4	3 1 4 1 2 2			1	1	1	1									
H6MS 12	IWAKUNI	A4D 2 A4D 2 R4D 8 TV 2 F9F 8T F9F 8T	B B7 A2 A4 A2 A4	1 2 1 3 3 2			1	1	1	1									
H6MS 13	KANEHOE	F8U 1 FJ 4 A4B 8 R4D 4R R4D 5 6 R4D 6 F9F 8T F9F 8T	B7 B7 A4 A2 A2 A2 A2 A4	1 4 9 1 1 1 3 3			1	1	1	1									
H6MS 15	EL TORO	F4D 1 A4D 2 A4D 2 FJ 4B R4D 5 6 R4D 5 F9F 8T F9F 8T	B7 B7 D5 B7 A2 A2 A2 A4	1 1 1 1 1 1 3 3			1	1	1	1									
H6MS 16	OPPAMA	HUS 1 HUS 1 HUS 1A HUS 1A	A1 EJ AK A2	1 1 2 1															
MARS 37	EL TORO	R5D 5 R5D 4R R4D 8 R4D 5 6 R4D 6 R4D 5 TV 2 F9F 8T SNB 5	A2 A2 A2 A2 A2 A2 A6 A6 A6	1 2 2 1 1 1 3 4 1		1	1	1	1	1									
H6MS 33	EL TORO	R4D 5 6 R4D 6 F9F 8T F9F 8T	A2 A2 A2 A4	1 1 1 2		1	3	3	3	1									
<u>MARINE FIGHTER SODNS</u>																			
VMF 232	KANEHOE	F8U 1 F8U 1E	A1 A1	20 20*	20	20	20	20	20										
VMF 251	CUBI PNT	F8U 1 F8U 1E F8U 1E	A1 A1 D5	18 2 20*	20	20	20	20	20										
VMF 323	EL TORO	F8U 1 F8U 1 F8U 1 F8U 1	A1 B7 G5 G6	16 3 3 1	20	20	20	20	20										
VMF 334	EL TORO	F8U 1 F8U 1 F8U 1 F8U 1E	A1 G5 HO D5	16 2 1 20*	20	20	20	20	20										
VMF 451	EL TORO	F8U 2	A1	19 19*	20	20	20	20	20										
<u>MARINE ALL WEATHER FIGHTER SODNS</u>																			
VMFAW 314	ATSUGI	F4D 1 F4D 1 F4D 1	A1 B7 D5	19 3 1	20	20	20	20	20										
VMFAW 513	EL TORO	F4D 1 F4D 1	A1 HO	19 20*	20	20	20	20	20										
VMFAW 531	CUBI PNT	F4D 1	A1	20 20*	20	20	20	20	20										
VMFAW 542	CUBI PNT	F4D 1	A1	20 20*	20	20	20	20	20										
<u>MARINE ATTACK SODNS</u>																			
VMA 121	ABD BRETON	A4D 2	A1	20 20*	20	20	20	20	20										
VMA 211	IWAKUNI	A4D 2N A4D 1	A1 A1	5 20*	20	20	20	20	20										
VMA 212	KANEHOE	FJ 4B	A1	22 22*	20	20	20	20	20										
VMA 214	KANEHOE	FJ 4B FJ 4B	A1 D5	11 9 20*	20	20	20	20	20										
VMA 223	EL TORO	FJ 4 FJ 4B FJ 4B	B7 A1 D5	3 18 1 22*	20	20	20	20	20										
VMA 311	EL TORO	A4D 2 A4D 2	A1 D5	15 5 20*	20	20	20	20	20										
VMA 332	IWAKUNI	A4D 2	A1	20 20*	20	20	20	20	20										
<u>MARINE COMPOSITE PHOTOGRAPHIC SODNS</u>																			
VMCJ 1	IWAKUNI	F8U 1P F8U 1P F3D 20 F3D 20	A1 G6 A1 HO	6 1 7 1	6	6	6	6	6										
VMCJ 3	EL TORO	F8U 1P F3D 20	A1 A1	12 8 20*	12	12	12	12	12										

~~CONFIDENTIAL~~

DECLASSIFIED

TOTAL PROGRAM & NON-PROGRAM AIRCRAFT

TABLE 2 LOCATION OF AIRCRAFT INVENTORY AND PLANNED OPERATING ASSIGNMENTS BY COMMAND AND UNIT

PAC UNIT	LOCATION	MODEL	INVENTORY				PLANNED OPT'G. ASSIGNMENTS				PAC UNIT	LOCATION	MODEL	INVENTORY				PLANNED OPT'G. ASSIGNMENTS			
			S T A T U S	NO. ON BOARD	31 MAR 1960	30 JUN 1960	30 SEP 1960	31 DEC 1960	S T A T U S	NO. ON BOARD				31 MAR 1960	30 JUN 1960	30 SEP 1960	31 DEC 1960	S T A T U S	NO. ON BOARD	31 MAR 1960	30 JUN 1960
MARINE TRANSPORT SODNS										OPERATIONAL TEST AND EVALUATION FORCE											
VMR 253	IMAKUNI	R5D 2 3 R5D 1 R5D 3 R5D 2 R5D 2 R4Q 2 R4Q 2	A2 A2 D3 D3 A2 D3	8 8 8 8 7 3	8	8	8	8		VX 4	POINT MOGU	F8U 2N F5H 2 F5M 2 F4M 1 F3D 2T2 F3D 2T2 F4D 1 F4D 1 F4D 1 A4D 2 A4D 1 F9F 8T SNB 3 F9F 6K F9F 6K	A4 A9 D5 A9 A1 A9 A9 A9 A9 A9 A6 A6 A9	2 1 1 1 1 2 1 1 1 2 1 1 5	3 3 2 1 3 3 1 1 1 1 1 1 5	3 3 3 3 3 3 1 1 1 1 1 1 5	2 1 1 1 1 1 1 1 1 1 1 1 5	2 1 1 1 1 1 1 1 1 1 1 1 5			
VMR 352	EL TORO	R5D 2 3 R5D 3 R5D 2 R5D 2 R4Q 2 GV 1	A2 A2 G6 A2 A2	10 12 4 1 5 1	10	10	10	10		VX 5	CHINA LAKE	A4D 2 A4D 2N FJ 48 A3J 1 A3D 2 A9F 8T SNB 5	A9 A9 A9 A9 A9 A6 A6	4 3 2 1 1 1 1	2 4 2 1 1 1 1	2 4 2 1 1 1 1	2 4 2 1 1 1 1	2 4 2 1 1 1 1			
MARINE HELICOPTER TRANSPORT SODNS										FLEET AIRCRAFT SERVICE SODNS											
HMRL 161	KANEOTE	OE 1 HRS 3 HRS 3 HUS 1	A2 A1 A2 A1	3 5 13 16*	5	15	15	15		FASRON 4	NORTH ISLAND	F5H 2 AD 6 AD 4 AD 5 R4D 8 TF 1 TF 1 TV 2 F9F 8T SNB 5	A EJ Y A6 A2 D5 D5 A6 A6 A6	1 3 1 1 1 2 3 3 8 25*	1 4 2 1 1 5 3 4 14	1 4 2 1 1 5 3 4 13	1 4 2 1 1 5 3 4 13	1 4 2 1 1 5 3 4 13			
HMRL 364	SANTA ANA	HUS 1	A1	*			5	10		DET A	LOS ALAMITOS	SNB 5	A6	2*	1	1	1	1			
HMRL 163	SANTA ANA	HUS 1	A1	29 23*	20 20	20 20	20 20	20 20		FASRON 12	MIRAMAR	F11F 1 F5H 2 F5H 2 AD 5 TF 1 TV 2 F9F 8T	D5 B G6 A6 A6 A6 A6	1 1 2 1 1 3 3	1 1 1 1 1 3 3	1 1 1 1 1 3 3	1 1 1 1 1 3 3				
HMRL 261	FUTENA	HUS 1 HUS 1	AJ A1	1 16 17*	24 24	24 24	24 24	24 24		FASRON 110	NORTH ISLAND	PSM 1 PSM 1 SNB 5	B G6 A6	3 1 2	3 1 2	3 1 2	3 1 2	3 1 2			
HMRL 361	SANTA ANA	HUS 1 HUS 1A	A1 A1	22 1 23*	20 20	20 20	20 20	20 20		FASRON 114	KODIAK	UF 2	A2	1 1*	1 1	1 1	1 1	1 1			
HMRL 362	SUKIRON	HUS 1 HUS 1	AJ A1	1 17 18*	24 24	24 24	24 24	24 24		FASRON 117	BARBERS PNT	TF 1 UF 1 JD 1 F9F 8T SNB 5 HRS 3	A2 EJ F6 A6 A6 F6	1 1 1 3 3 2	1 1 1 3 3 6	1 1 1 3 3 6	1 1 1 3 3 6				
HMRC 363	EL TORO	HOK 1 HRS 3 HRS 3	A1 AJ A1	12 1 11 24*	12 20 24	12 20 20	12 20 20	12 20 20													
HMRM 462	SANTA ANA	HR25 1 HR25 1 HR25 1	AJ A1 G6	1 17 1 19*	17 17	14 14	14 14	14 14													
MARINE OBSERVATION SODNS																					
VMO 2	SUKIRON	OE 1 OE 1 SNB 5 HOK 1 HOK 1 HOK 1	A1 A2 A6 AK A1 A2	11 2 2 12 8 23*	12 2	12 2	12 2	12 2													
VMO 6	CAMP PENDLET	OE 2 OE 2 HOK 1	AJ A1 A1	1 12 13*	12 12	12 12	12 12	12 12													

DECLASSIFIED

TOTAL PROGRAM & NON-PROGRAM AIRCRAFT

TABLE 2 LOCATION OF AIRCRAFT INVENTORY AND PLANNED OPERATING ASSIGNMENTS

BY COMMAND AND UNIT

PAC UNIT	LOCATION	MODEL	INVENTORY		PLANNED OPT'G. ASSIGNMENTS				PAC UNIT	LOCATION	MODEL	INVENTORY		PLANNED OPT'G. ASSIGNMENTS				
			S T A T U S	NO ON BOARD	31 MAR 1960	30 JUN 1960	30 SEP 1960	31 DEC 1960				S T A T U S	NO ON BOARD	31 MAR 1960	30 JUN 1960	30 SEP 1960	31 DEC 1960	
<u>NAVAL BASES AND NAVAL AIR STATIONS</u>									CVA 16 LEXIGTR	LOS ANGELES	TF 1 TF 1	A2 D5	1 1*	1 1	1 1	1 1	1 1	
NAS ALAMEDA	ALAMEDA	F8U 1 F8U 1 F8U 1E F11F 1 FJ 4 FJ 4 FJ 4 FJ 4 F8U 1P A3D 2 AD 7 P2V 5F P2V 5F OE 1 JD 1 TV 2 F9F 8T	C9 G6 C9 C9 A G6 H9 Y C9 HO B A A B C9 O1 G6 C9	2 1 1 1 1 5 4 1 1 1 1 2 3 1 1 1 11					CVA 19 HANCOCK	SAN DIEGO	TF 1	A2	1 1*	1 1	1 1	1 1	1 1	
									CVA 34 ORISKNY	ALAMEDA	TF 1	A2	1 1*	1 1	1 1	1 1	1 1	
									CVA 38 SHANGRL	SAN DIEGO	TF 1	A2	1 1*	1 1	1 1	1 1	1 1	
									CVA 41 MIDWAY	ALAMEDA	TF 1	A2	1 1*	1 1	1 1	1 1	1 1	
<u>MARINE AIR FMF & FORCE AVIATION HQTRS SQDN</u>									MHS AFMPAC	EL TORO	R5D 4R R5D 4R R4D 8 R4D 8 R4Y 1 RAY 1 F9F 8T SNB 5	A2 A8 A2 A6 A2 A8 A6 A6	1 1 1 1 1 2 2 7*	1 1 1 1 1 2 2 5	1 1 1 1 1 2 2 5	1 1 1 1 1 2 2 5	1 1 1 1 1 2 2 5	
<u>MARINE FLEET TRAINING SQDNS</u>									VMT 2	EL TORO	F9F 8T F9F 8T F9F 8T	A2 A4 D5	19 3 22*	20 20 20	20 20 20	20 20 20	20 20 20	
<u>FOURTEENTH NAVAL DISTRICT</u>									<u>FLT BASES OVERSEAS USMC</u>									
NAVSTA 14 ND	KWAJALEIN	UF 2 UF 1	A2 A2	4 4*	3 4	4 4	4 4	4 4	MCAS 14 ND	KANEOHE	R4D 5 6 R4D 6 F9F 8T SNB 5 HRS 3	A8 A8 A6 A6 A2	1 2 2 2 7*	1 2 2 2 7	1 2 2 2 7	1 2 2 2 7	1 2 2 2 7	
NAS 14 NAVDST	BARBERS PNT	R5D 2 3 R5D 3 R4D 8 F9F 8T SNB 5 HUK 1	A2 A2 A2 A6 A6 A2	1 1 1 2 2 6*	1 1 1 2 2 6	1 1 1 2 2 6	1 1 1 2 2 15	1 1 1 2 2 15	MCAF IWAKUNI	IWAKUNI	UF 1 SNB 5 HUP 2	A2 A6 A2	1 2 1	1 2 4*				
NAVSTA 14 ND	MIDWAY	UF 2 UF 1 HUK 1	A2 A2 A2	2 1 3*	3 1 4	3 1 4	3 1 4	3 1 4	<u>NAVAL ATTACHES AND MISSIONS PAC</u>									
NAS 14 NAVDST	PEARL HARBOR	SNB 5	A6	1 1*					ATT DJAKARTA	JAVA	R4D 5 6 UF 1	A8 A8	1 1*	1 1	1 1	1 1	1 1	
<u>SEVENTEENTH NAVAL DISTRICT</u>									ATT MELBOURNE	AUSTRALIA	R4D 5 6 R4D 6	A8 A8	1 1*	1 1	1 1	1 1	1 1	
NAVSTA 17 ND	ADAK	UF 2	A2	2 2*	2 2	2 2	2 2	2 2	MAAG BANGKOK	THAILAND	SNB 5 SNB 5	A6 A8	1 2*	2 2	2 2	2 2	2 2	
NAVSTA 17 ND	KODIAK	R5D 2 3 R5D 3 R5D 3 UF 2	A2 A8 G6 A2	2 1 1 3*	2 2 1 2	2 2 1 2	2 2 1 3	2 2 1 3	MAAG SAIGON	VIETNAM	R4D 5 6 R4D 5	A8 A8	1 1*	1 1	1 1	1 1	1 1	
<u>CV AND AV UTILITY AIRCRAFT</u>									MAAG TSO YING	TAIWAN	R4D 5 6 R4D 5	A8 A8	1 1*	1 1	1 1	1 1	1 1	1 1
CVA 61 RANGER	ALAMEDA	TF 1	A2	1 1*	1 1	1 1	1 1	1 1	PROGRAM OPERATING									
LPH 5 PRINCETN	PT HUENEME	HRS 3	A2	1 1*					OPERATIONAL POOL									
LPH 6 THETIS B	LOS ANGELES	HRS 3	A6	1 1*					TOTAL PROGRAM									
CVA 31 RICHARD	ALAMEDA	TF 1	A2	1 1*	1 1	1 1	1 1	1 1	NON PROGRAM (INCLUDING DRONES)									
CVS 33 KERSRGE	LONG BEACH	TF 1	A2	1 1*	1 1	1 1	1 1	1 1	TOTAL INVENTORY									
CVS 12 HORNET	BREMERTON	TF 1	A2	1 1*	1 1	1 1	1 1	1 1										
CVS 20 BENNING	SAN DIEGO	TF 1	A2	1 1*	1 1	1 1	1 1	1 1										
CVS 10 YORKTWN	BREMERTON	TF 1	A2	1 1*	1 1	1 1	1 1	1 1										
CVA 14 TCNDRGA	ALAMEDA	TF 1	A2	1 1*	1 1	1 1	1 1	1 1										
												2169	2236	2230	2204	2243		
												TOTAL PROGRAM						
												2553						
												17						
												2570						

DECLASSIFIED

TOTAL PROGRAM & NON-PROGRAM AIRCRAFT

TABLE 2 LOCATION OF AIRCRAFT INVENTORY AND PLANNED OPERATING ASSIGNMENTS
BY COMMAND AND UNIT

NABS UNIT	LOCATION	MODEL	INVENTORY				PLANNED OPT'G. ASSIGNMENTS				NABS UNIT	LOCATION	MODEL	INVENTORY				PLANNED OPT'G. ASSIGNMENTS				
			S T U S	NO. ON BOARD	31 MAR 1960	30 JUN 1960	30 SEP 1960	31 DEC 1960	S T U S	NO. ON BOARD				31 MAR 1960	30 JUN 1960	30 SEP 1960	31 DEC 1960					
FIRST NAVAL DISTRICT										NAS 6 NAV DST SANFORD												
NAS 1 NAV DST	QUONSET PNT	R4D 8	A8	1	1	1	1	1	1		NAS 6 NAV DST	SANFORD	A3D 2	HO	1							
		R4Y 1	A8	1	1	1	1	1		R4D 5 6			A8	1	2	2	2	2	2			
		TF 1	A2	2									R4D 5	A8	1							
		UF 2	A8	1	2	2	2	2	2				TV 2	A6	1	1	1	1	1	1		
		T2V 1	A6	6	6	6	6	6	6				SNB 5	A6	1	2	2	2	2	2		
		TV 2	A6	2	1								SNB 5	A8	1	1	1	1	1	1		
		JRB 6	A6	1									HUP 2	A8	1	5*	4	6	6	6		
		SNB 5	A6	12	10	11	11	11	11				NAS 6 NAV DST CECIL FIELD									
		SNB 5P	A8	1	1	1	1	1	1				A4D 2	HO	1							
		HUP 2	A8	2	3	3	3	3	3				R4D 5 6	A6	1	1	1	1	1	1		
		29*	26	26	26	26	26		T2V 1	A6	4	3	5	5	5	5						
									TV 2	A6	2	1	2	2	2	2						
									SNB 5	A6	1	1	1	1	1	1						
									HUP 2	A8	1	8*	8	9	9	9						
									EIGHTH NAVAL DISTRICT													
									NASWF KIRTLAND AFB													
									R4D 8	A8	1	1*										
									NINTH NAVAL DISTRICT													
									COMNAVCONAD COLORADO SPR													
									R4D 8	A8	1	1	1	1	1	1	1					
									R4Y 1	A8	1	1	1	1	1	1	1					
									TV 2	A6	1	2	2	2	2	2	2					
									TV 2	A8	2*	4	4	4	4	4	4					
									NAVCROIT STA DENVER													
									SNB 5	A6	2	2	2	2	2	2	2					
											2*	2	2	2	2	2	2					
									ELEVENTH NAVAL DISTRICT													
									PAC MISSILE RNG POINT MUGU													
									F8U 1P	A8	1	1	1	1	1	1	1					
									F8U 1D	A8	1	2	2	2	2	2	2					
									F8U 1D	A9	2	2	2	2	2	2	2					
									F9F 6D	A9	5											
									FJ 3D2	A8	4	4	4	4	4	4	4					
									FJ 3D2	A9	4	2	2	2	2	2	2					
									AD 50	A8	2	2	2	2	2	2	2					
									AD 50	A9	2	2	2	2	2	2	2					
									S2F 1	A8	1	2	2	2	2	2	2					
									S2F 1	A9	1	2	2	2	2	2	2					
									S2F 1	D5	1											
									P2V 5PD	A9	1	3	3	3	3	3	3					
									WV 2	A8	2	3	3	3	3	3	3					
									WV 2	A9	1	1	1	1	1	1	1					
									RTV 1	A8	1	3	3	3	3	3	3					
									R5D 2 3	A8	1	3	3	3	3	3	3					
									R5D 3	A8	1											
									R5D 2	A8	2											
									R4D 5	A8	1	1	1	1	1	1	1					
									JD 1D	A9	2											
									TV 2D	A9	2											
									TV 2KD	A9	1											
									SNB 5P	A8	1	1	1	1	1	1	1					
									SNB 5P	A9	1											
									T 288D	A9	3											
									HRS 3	A8		4	4	4	4	4	4					
									HUS 1A	A8	1	1	1	1	1	1	1					
									HUS 1A	A9	1											
									F9F 6K2	A8	1											
									F9F 6K	A8	9											
									F9F 6K	A9	4											
									F5F 5K	A8	4											
									P4Y 2K	A8	8											
											59*	25	25	25	25	25	25					
									DET -KANEHOE													
									HRS 3	A9	4											
											4*											
									NAS 11 NAV DST CHINA LAKE													
									R4D 8	A8	1	1	1	1	1	1	1					
									R4D 8	A9	1	1	1	1	1	1	1					
									R4D 5	A8	1	1	1	1	1	1	1					
									R4D 5	A9	1	1	1	1	1	1	1					
									HRS 3	A8	1	1	1	1	1	1	1					
									HRS 3	A9	1	3*	3	3	3	3	3					
									NAS 11 NAV DST NORTH ISLAND													
									R4D 8	A8	1	1	1	1	1	1	1					
									R4D 5 6	A8	1	1	1	1	1	1	1					
									R4Y 1	A8	1	1	1	1	1	1	1					
									TV 2	A6	3	3	3	3	3	3	3					
									SNB 5	A6	3	3	3	3	3	3	3					
									T 288	A6	2	2	2	2	2	2	2					
									HOK 1	AQ	2	2	2	2	2	2	2					
											12*	10	10	10	11	11	11					
									NAS 11 NAV DST LITCHFLD PRK													
									R4D 6	A7	1	1	1	1	1	1	1					
									R4D 6	A8	1	1	1	1	1	1	1					
									SNB 5	A6	1	2	2	2	2	2	2					
											2*	2	2	2	2	2	2					
									NAS 11 NAV DST MIRAMAR													
									R4D 8	A8	1	1	1	1	1	1	1					
									T2V 1	A6	3	3	3	3	3	3	3					
									TV 2	A6	3	3	3	3	3	3	3					
									SNB 5	A6	2	2	2	2	2	2	2					
									HUP 2	A8	1	1	1	1	1	1	1					
											7*	10	13	13	13	13	13					

DECLASSIFIED

CONFIDENTIAL

TOTAL PROGRAM & NON-PROGRAM AIRCRAFT

TABLE 2 LOCATION OF AIRCRAFT INVENTORY AND PLANNED OPERATING ASSIGNMENTS BY COMMAND AND UNIT

NABS UNIT	LOCATION	MODEL	INVENTORY					PLANNED OPT'G. ASSIGNMENTS				NABS UNIT	LOCATION	MODEL	INVENTORY					PLANNED OPT'G. ASSIGNMENTS					
			S	T	A	T	U	NO ON BOARD	31 MAR 1960	30 JUN 1960	30 SEP 1960				31 DEC 1960	S	T	A	T	U	NO ON BOARD	31 MAR 1960	30 JUN 1960	30 SEP 1960	31 DEC 1960
SEVERN RIVER NAVAL COMMAND																									
NAS 11 NAV DST	POINT MUGU	TV 2 A8 SNB 5 HUP 2	A6 A8 A6 A8	3 10*	3 11	3 11	3 11	3 11	3 11	NAF ANNAPOLIS	ANNAPOLIS	UF 1 1T UF 1 UF 1T HUP 2	A3 A6 A6 A8	10 5 5 11*	10 1 1 11	8 1 1 9	8 1 1 9								
WMF	PNT ARGUELLO	TV 2 SNB 5	A6 A8	1 2*	1 1	1 1	1 1	1 1	1 1	BUWEP'S INSPECTORS AND REPRESENTATIVES															
NAAS 11 NAVDST	BROWN FIELD	SNB 5	A6	1 1*	1 1	1 1	1 1	1 1	1 1	BWGR CEM DIST	DAYTON	R4D 8 SNB 5 SNB 5	A8 A6 A8	1 2 3*	1 1 3	1 2 3	1 2 3								
NAAS 11 NAVDST	REAM FLD	JRB 6 SNB 5	A6 A6	1 1*	1 1	1 1	1 1	1 1	1 1	BWGR WSTRM DST	EL SEGUNDO	R4D 8 SNB 5	A8 A8	1 *	1 2	1 2	1 2								
TWELFTH NAVAL DISTRICT																									
NAS 12 NAV DST	ALAMEDA	R5D 3 R4D 8 TF 1 UF 1 TV 2 TV 2 SNB 5 SNB 5P HUP 2	A2 A8 A8 A8 A6 G6 A6 A8 A8	1 4 1 1 6 6 7 1 1 26*	1 3 1 1 7 7 7 1 1 25	1 3 1 1 7 7 7 1 1 25	1 3 1 1 7 7 7 1 1 25	1 3 1 1 7 7 7 1 1 25	1 3 1 1 7 7 7 1 1 25	BWR AKRON	AKRON	SNB 5 SNB 5	A6 A8	1 1*	1 1	1 1	1 1								
NAAS 12 NAVDST	FALLON	R5D 3 TV 2 TV 2 HO4S 3 HO4S 3	A8 A6 A8 A2 A8	1 1 1 2 5*	1 3 1 2 6	1 3 1 2 6	1 3 1 2 6	1 3 1 2 6	1 3 1 2 6	BWR BALTIMORE	BALTIMORE	SNB 5	A8	1 1*	1 1	1 1	1 1								
NAS 12 NAV DST	MOFFETT FLD	TF 1 TV 2 F9F 8T SNB 5 HUP 2	A2 A6 A6 A6 A8	1 3 2 6 14*	3 3 6 4 9	6 6 6 4 12	6 6 6 4 12	6 6 6 4 12	6 6 6 4 12	BWR BUFFALO	BUFFALO	SNB 5 SNB 5	A6 A8	1 1*	1 1	1 1	1 1								
NAAS 12 NAVDST	FALLON	R5D 3 TV 2 TV 2 HO4S 3 HO4S 3	A8 A6 A8 A2 A8	1 1 1 2 5*	1 3 1 2 6	1 3 1 2 6	1 3 1 2 6	1 3 1 2 6	1 3 1 2 6	BWR BURBANK	BURBANK	SNB 5	A8	1 1*	1 1	1 1	1 1								
NAS 12 NAV DST	MOFFETT FLD	AD 5 AD 5 JRB 6 SNB 5 T 28B HUP 2	A4 A6 A6 A6 A6 A8	4 4 3 26 11 1 43*	4 4 2 26 11 1 44	4 4 2 28 11 1 44	4 4 2 28 11 1 44	4 4 2 28 11 1 44	4 4 2 28 11 1 44	BWR EST HRTFRD	EST HARTFORD	SNB 5	A8	1 1*	1 1	1 1	1 1								
NAF 12 NAVDST	MONTEREY	AD 5 AD 5 JRB 6 SNB 5 T 28B HUP 2	A4 A6 A6 A6 A6 A8	4 4 3 26 11 1 43*	4 4 2 26 11 1 44	4 4 2 28 11 1 44	4 4 2 28 11 1 44	4 4 2 28 11 1 44	4 4 2 28 11 1 44	BWR EL SEGUNDO	EL SEGUNDO	R4D 8 SNB 5	A8 A6	1 2 3*	1 1 1	1 1 1	1 1 1								
THIRTEENTH NAVAL DISTRICT																									
NAS 13 NAV DST	WHDBY ISLAND	R5D 2 3 R5D 2 R4D 8 R4D 5 6 R4D 6 R4D 5 TF 1 UF 2 UF 2 TV 2 SNB 5 SNB 5P HO4S 3 HO4S 3	A8 A2 A8 A8 A2 A2 A2 A2 A8 A6 A6 A8 A2 A8	1 1 1 2 1 1 1 1 1 2 3 1 2 2 14*	1 1 1 2 1 1 1 1 1 2 3 1 2 2 12	1 1 1 2 1 1 1 1 1 2 3 1 2 2 12	1 1 1 2 1 1 1 1 1 2 3 1 2 2 12	1 1 1 2 1 1 1 1 1 2 3 1 2 2 12	1 1 1 2 1 1 1 1 1 2 3 1 2 2 12	MARINE CORPS BASES AND AIR STATIONS															
POTOMAC RIVER NAVAL COMMAND																									
NAS ANACOSTIA	ANACOSTIA	R5D 5 R5D 4R R5D 2 R5D 3Z R4Y 2 R4Y 1 R4Y 1Z T2V 1 T2V 1 JRB 6 JRB 6 SNB 5 SNB 5P T 28B	A8 A8 A8 A8 A8 A8 A8 A6 A6 A6 A6 A8 A8 A6 A6 A8	1 1 1 1 1 3 1 1 1 1 1 1 1 2 11 78*	1 1 1 1 1 4 1 1 1 1 1 1 1 2 11 78	1 1 1 1 1 4 1 1 1 1 1 1 1 2 11 75	1 1 1 1 1 4 1 1 1 1 1 1 1 2 11 75	1 1 1 1 1 4 1 1 1 1 1 1 1 2 11 75	1 1 1 1 1 4 1 1 1 1 1 1 1 2 11 75	MCAS	YUMA	R4D 8 R4D 5 TV 2 SNB 5 HRS 3	A8 A8 A6 A6 A8	1 1 3 2 9*	1 1 3 2 8	1 1 3 2 8	1 1 3 2 8								
NAF	DAHLGREN	SNB 5 SNB 5	A6 A8	1 1*	1 1	1 1	1 1	1 1	1 1	MCAS SO6ES	EL TORO	R5D 2 3 R4D 6 TV 2 SNB 5 HRS 3	A8 A8 A6 A6 A8	1 2 1 4 9*	1 2 1 4 8	1 2 1 4 7	1 2 1 4 5								
NAS PTXNT RIV	PTXNT RIVER	R4D 5 UF 1 UF 1 T2V 1 TV 2 F9F 8T HRS 3 HOK 1 HRS 3	A8 A2 A8 A6 A6 A6 A8 A8 A8	1 1 2 3 1 2 1 1 1 16*	1 1 7 7 1 3 3 1 1 13	1 1 7 7 1 3 3 1 1 13	1 1 7 7 1 3 3 1 1 13	1 1 7 7 1 3 3 1 1 13	1 1 7 7 1 3 3 1 1 13	MCAS AES 12	QUANTICO	AD 6 AD 5 R4D 8 R4D 5 6 JRS 6 SNB 5 SNB 5P T 34B	A8 A8 A8 A6 A6 A6 A8 A6	7 4 2 1 1 6 1 24*	7 4 2 1 1 6 1 17	7 4 2 1 1 6 1 16	7 4 2 1 1 6 1 16								

CONFIDENTIAL

DECLASSIFIED

TOTAL PROGRAM & NON-PROGRAM AIRCRAFT

TABLE 2 LOCATION OF AIRCRAFT INVENTORY AND PLANNED OPERATING ASSIGNMENTS BY COMMAND AND UNIT

NABS UNIT	LOCATION	MODEL	INVENTORY				PLANNED OPT'G. ASSIGNMENTS				NABS UNIT	LOCATION	MODEL	INVENTORY				PLANNED OPT'G. ASSIGNMENTS				
			S T A T U S	NO. ON BOARD	31 MAR 1960	30 JUN 1960	30 SEP 1960	31 DEC 1960	S T A T U S	NO. ON BOARD				31 MAR 1960	30 JUN 1960	30 SEP 1960	31 DEC 1960					
NCAF	NEW RIV JAX	R4D 8	A8			1	1	1	1	MCAAS	BEAUFORT	R4D 8	A8	1	1	1	1	1				
		R4D 6	A8		1				R4D 5 6			A8	2	1	1	1	1					
		R4D 5	A8	1					R4D 5			A8	2	1	1	1	1					
		JRB 6	A6	1					TV 2			AC	1									
		SNB 5	A6	4	4	3	3	3	TV 2			A6	1	1	1	1	1	1	1			
NCAF	SANTA ANA	SNB 5	A0	1		2	1	1	1	PROGRAM OPERATING		544	502	500	501	502						
		SNB 5	A6	2*	2	1	1	1	OPERATIONAL POOL			6										
NO MC FLT SECT	ANACOSTIA	R4D 8	A8	2	2	2	2	2	TOTAL PROGRAM		550											
		R4Y 2	A8	1	1	1	1	1	NON PROGRAM (INCLUDING DRONES)		26											
		SNB 5	A6	5	4	3	3	3	TOTAL INVENTORY		576											
		T 28B	A6	7	6	5	5	5														
			A6	15*	13	12	12	12														
NATRA										NATRA												
NAVAL AIR BASIC TRAINING COMMAND										NAVAL AIR ADVANCED TRAINING COMMAND												
BTG 7	MEMPHIS	T2J 1	A4	7						NAAS NAATC	KINGSVILLE	F11F 1	A3	46	64	74	74	74				
		T2V 1	A3	50	50																	
		T2V 1	D5	7																		
		SNB 5	A6	2																		
		T 28B	A3	32	30																	
NAAS NABTC	SAUFLEY FLD	SNB 5	A6	2	2	2	2	2	NAAS NAATC	KINGSVILLE	S2F 1T	D5	1	1	1	1	1					
		T 34B	AL	23	148	141	131	131			R4D 8	A8	1	1	1	1	1					
		T 34B	A3	125	148	141	131	131			R4D 6	A8	1	1	1	1	1					
		T 34B	A6	1							R4D 5	A8	1	1	1	1	1					
		T 28B	A6	8	6	6	6	6			F9F 8T	AL	1									
NAAS NABTC	WHITING FLD	T 28B	A3	54	50	50	50	50	NAAS NAATC	KINGSVILLE	S2F 1T	D5	2	2	2	2	2					
		T 28B	A6	224*	220	203	193	193			F9F 8T	D5	2	2	2	2	2					
		T 28B	A3	31	32	26	26	26			F9F 8T	G6	1									
		T 28B	A6	4	3	3	3	3			SNB 5	A6	2	2	2	2	2					
		T 28C	A3	101	70	50	50	50			HRS 3	A8	2	1	1	1	1					
NAAS NABTC	PENSACOLA	F11F 1	A4	6	6	6	6	6	NAAS NAATC	KINGSVILLE	HUP 2	A8	1	1	1	1	1					
		AD 5	A8	1	1	1	1	1														
		R3D 2 3	A8	1	1	1	1	1														
		R5D 4R	A8	2	1	1	1	1														
		R5D 2	A8	1	1	1	1	1														
HTG 1	ELLYSON FLD	R5D 3Z	G5	1					NAAS NAATC	CHASE	F9F 8T	A4	2	1	1	1	1					
		R4D 8	A8	1	2	2	2	2														
		R4D 8	G4	1																		
		R4Y 1	A8	1	1	1	1	1														
		UF 1 1T	A8	2	2	2	2	2														
CVS 36ANTETAM	PENSACOLA	T2J 1	A3	52	75	80	90	69	NAAS NAATC	PORT ISABEL	SNB 5	A6	1	1	1	1	1					
		T2V 1	A3	43	4	4	4	4														
		T2V 1	D5	7																		
		F9F 8T	A4	2	1	1	1	1														
		SNB 5	A6	8	5	4	4	4														

DECLASSIFIED

TOTAL PROGRAM & NON-PROGRAM AIRCRAFT

TABLE 2 LOCATION OF AIRCRAFT INVENTORY AND PLANNED OPERATING ASSIGNMENTS
BY COMMAND AND UNIT

NART UNIT	LOCATION	MODEL	S T A T U S	INVENTORY				PLANNED OPT'G. ASSIGNMENTS				NART UNIT	LOCATION	MODEL	S T A T U S	INVENTORY				PLANNED OPT'G. ASSIGNMENTS			
				NO. ON BOARD	31 MAR 1960	30 JUN 1960	30 SEP 1960	31 DEC 1960	NO. ON BOARD	31 MAR 1960	30 JUN 1960					30 SEP 1960	31 DEC 1960	NO. ON BOARD	31 MAR 1960	30 JUN 1960	30 SEP 1960	31 DEC 1960	
NAS NART	LOS ALAMITOS	F9F 8	A4	4	8	8					NAS NART	OAKLAND	F2H 4	A4	24	20	20	8					
		F9F 8B	A4	1							F2H 3		A4	10	12	12	12	12					
		F9F 8B	G5	1	12						A4D 1		A4						16	16			
		S2F 2	A4	2							S2F 2		A4	2									
		S2F 1	A4	22	27	27	24	24			S2F 1		A4	13	18	18	18	18					
		S2F 1	D5	3							S2F 1		D5	5									
		S2F 1	G5	1							P2V 5F		A4	9	10	10	10	10					
		P2V 5F	A4	10	10	10	10	10			R5D 2 3		A4	2	2	2	2	2					
		R5D 2 3	A4	3	3	3	3	3			R5D 3		A4	1									
		R5D 3	A4	3							R5D 2		A4	1									
		TV 2	A4	2							R5D 4R		A4	1	1	1	1	1	1	1	1	1	1
		TV 2	G5	3	6	6	6	6			TV 2		A4	5	8	8	8	8	8	8	8	8	8
		F9F 8T	A4	4	1	1	1	1			SNB 5		A4	1	1	1	1	1	1	1	1	1	1
		BHB 5	A4	4	1	1	1	1			SNB 5P		A4	1	1	1	1	1	1	1	1	1	1
		RAD 556S	A4	4	4	4	4	4			HSS 1		A4	3	3	3	3	3	3	3	3	3	3
HSS 1	A4	4	4	4	4	4					76*	76	76	76	76	76	76	76	76	76			
			83*	75	63	52	52																
NARTU	MEMPHIS	FJ 4	A4	13	18	18	18	18			NAS NART	OLATHE	F9F 8	A4	10			8	8				
		P2V 4	A4	5	4	4	4	4			F9F 6		A4	1									
		R5D 2 3	A4	3	3	3	3	3			F9F 8B		A4	11	16	16	8	8					
		R5D 3	A4	1							F9F 8B		B	2									
		R5D 2	A4	1							F9F 8B		G5	1									
		R4D 6	A4	1							P2V 6		A4	5	5	4	4	4	4				
		TV 2	A4	3	4	4	5	5			P2V 6 6F		A4	1	1	1	1	1	1	1	1		
		SNB 5	A4	1	1	1	1	1			P2V 5F		A4	3	3	3	3	3	3	3	3		
			25*	31	30	31	31			R5D 2 3	A4	1											
NAS NART	MINNEAPOLIS	AD 5	A4	9	12	12	12	12			R5D 3	G6	1										
		AD 5N	A4	3	2	2	2	2			R5D 2	A4	1										
		P2V 4	A4	11	9	9	8	8			TV 2	A4											
		P2V 4	G5	1							F9F 8T	A4	3	3	3	3	3	3	3	3			
		R5D 3	A4	1							F9F 8T	B	2	2	2	2	2	2	2	2			
		R5D 2	A4	1							SNB 5	A4	2	2	2	2	2	2	2	2			
		R4D 5 6	A4	1									40*	30	29	33	33	33	33	33			
		R4D 5	A4	1																			
SNB 5	A4	2	2	2	2	2			NAS NART	SEATTLE	AD 5	A4	10	11	11	11	11						
SNB 5	A4	3	5	5	6	6			AD 5N		A4	5	2	2	2	2	2	2	2				
HUP 2	A4	3	5	5	6	6			S2F 1		A4	8	9	9	9	9	9	9	9				
			32*	33	33	33	33				S2F 1	D5	1										
											P2V 5F	A4	3	5	5	5	5	5	5				
											P2V 5F	D5	1										
											P2V 5F	G5	1	2	2	3	3	3					
											R5D 2 3	A4	1	2	2	3	3	3					
NAS NART	NEW ORLEANS	F9F 8	A4		4	8	8	8			NAS NART	SO WEYMOUTH	F9F 6	A4	6								
		F9F 8B	A4	15	12	12	8	8			FJ 3		A4	12	12	10	10	8					
		F9F 8B	G5	1							FJ 3M		A4	2	4	6	6	8					
		S2F 1	A4	9	9	9	9	9			S2F 2		A4	2									
		R4D 8	A4	3	3	3	3	3			S2F 1		A4	18	18	18	18	18	18	18			
		TV 2	A4	3	4	4	4	4			S2F 1		D5	5	5	5	5	5	5	5			
		F9F 8T	A4	3							P2V 5F		A4	5									
		SNB 5	A4	2	2	2	2	2			P2V 5F		D5	1									
		HSS 1	A4	2	3	3	3	3			R5D 2 3		A4	1	3	3	3	3	3	3			
											R5D 3		A4	1									
											R5D 2		A4	1									
											R5D 4R		A4	1									
									TV 2	A4	3	4	4	4	4	4	4						
									SNB 5	A4	2	2	2	2	2	2	2						
									HSS 1	A4	2	3	3	3	3	3	3						
											97*	35	35	36	36	36	36						
NAS NART	NEW YORK	FJ 3	A4	16	12	12	12			NAS NART	WILLOW GROVE	FJ 3	A4	14	14	8	8	8					
		FJ 3	D5	3						FJ 3		D5	2										
		FJ 3	G6	1						FJ 3M		A4	2	2	8	8	8	8					
		FJ 3M	A4	3	4	4	4			S2F 1		A4	19	19	19	18	18	18					
		S2F 1	A4	16	18	18	18	18				P2V 5F	A4	1									
		P2V 5F	A4	10	10	10	10	10				P2V 5F	A4	4	5	5	5	5	5	5			
		P2V 5F	B	1								P2V 5F	D5	1									
		R5D 2 3	A4	3	3	3	3	3				R5D 2 3	A4	3	3	3	3	3	3	3			
		R5D 3	A4	1								R5D 3	A4	1									
		R5D 3	G5	1								R5D 2	A4	1									
		R5D 4R	A4	1	1	1	1	1				R5D 2	G6	1									
		TF 1	A8	1								TV 2	A4	4	3	3	4	4	4	4			
TV 2	A4	3	5	5	5	5			SNB 5	A4	2	2	2	2	2	2	2						
SNB 5	A4	4	6	6	6	6			SNB 5P	A4	1	1	1	1	1	1	1						
SNB 5	A8	2	4	4	4	4			SNB 5P	A8	1	1	1	1	1	1	1						
HSS 1	A4	4	67*	63	63	63	47			RAD 556S	A4	3	5	5	6	6	6	6					
NARTU	NORFOLK	F2H 4	A4	12	12	12	12	10			PROGRAM OPERATING		56*	55	55	56	56	56	56				
		S2F 1	A4	10	10	10	9	9			OPERATIONAL POOL		59	78*	778	760	722						
		S2F 1	D5	1							TOTAL PROGRAM		810										
		R5D 2 3	A4	3	3	3	3	3			NON PROGRAM (INCLUDING DRONES)												
		R5D 3	A4	1							TOTAL INVENTORY		810										
		R5D 2	A4	1																			
		R4D 5	A4	1																			
		TV 2	A4	2	5	5	6	6															
		TV 2	G5	1																			
		SNB 5	A4	3	3	3	3	3															

DECLASSIFIED
TOTAL PROGRAM & NON-PROGRAM AIRCRAFT

CONFIDENTIAL

**TABLE 2 LOCATION OF AIRCRAFT INVENTORY AND PLANNED OPERATING ASSIGNMENTS
BY COMMAND AND UNIT**

RDT&E UNIT	LOCATION	MODEL	INVENTORY					PLANNED OPT'G. ASSIGNMENTS					RDT&E UNIT	LOCATION	MODEL	INVENTORY					PLANNED OPT'G. ASSIGNMENTS								
			S T A T U S	NO. ON BOARD	31 MAR 1960	30 JUN 1960	30 SEP 1960	31 DEC 1960	S T A T U S	NO. ON BOARD	31 MAR 1960	30 JUN 1960				30 SEP 1960	31 DEC 1960	S T A T U S	NO. ON BOARD	31 MAR 1960	30 JUN 1960	30 SEP 1960	31 DEC 1960						
RD&E AIRCRAFT																													
		F8U 2	A9	5	6	6	6	6							FJ 4B	A9	5	4	4	4	4								
		F8U 2	T	1	6*	6	6	6							FJ 4B	T	1	6*	4	4	4	4							
		F8U 1	A9	2	6	6	6	6							F9F 8B	A9	4	2											
		F8U 1	T	4	6*	6	6	6							A3J 1	A9	4*	2										1	
		F8U 1E	A9	1	1*										A3J 1	T	9	9*										1	
		F11F 1	A9	7	5	5	5	5							A3D 2P	T	2	2*											
		F11F 1	T	2											A3D 1P	A9	1	1*											
		F11F 1	U	1	10*	5	5	5	5						A3D 2Q	A9	1	1											
		F11F 1F	T	1	1*										A3D 2Q	T	1	2*											
		F9F 8	A9	2	3	2	2	2	2						A3D 2	A9	3	3	3	3	3								
		F9F 6	A9	1	1*	3	2	2	2						A3D 2	T	2	5*	3	3	3	3							
		F3H 2M	A9	1	1	1	1								A3D 1	A9	2	2	2	2	2								
		F2H 2	T	1	1*	1	1								A3D 1	T	1	3*	2	2	2	2							
		FJ 4	A9	2	3	3	2	2							AD 6	A9	1	2	2	2	2	2							
		FJ 4	T	3*	3	3	2	2							AD 5	A9	4	4*	2	2	2	2							
		FJ 3	A9	4	4	4	4	4	4						AD 5N	A9	4	4*	5	5	5	5							
		F8U 2N	A9	*			4	4	4						AD 5Q	A9	*	1	1	1	1	1							
		F3H 2	A9	7	10	13	13	13							WF 2	A9	2	2	2	2	2	2							
		F3H 2	T	5	12*	10	13	13	13						WF 2	T	1	3*	2	2	2	2							
		F3H 2N	A9	2	8	4									AD 5W	A9	1	2	2	2	2	2							
		F3H 2N	T	1											AJ 1	T	1	1*											
		F3H 2N	TR	1	4*	8	4								S2F 3	A9	7				2	2							
		F4H 1	A9	9		2	4	4							S2F 3	T	7	7*			2	2							
		F4H 1	T	9*		2	4	4							S2F 1	A9	3	4	4	2	2								
		F3D 2	A9	4											S2F 1	T	1	4*	4	4	2	2							
		F3D 2	T	2	6*										P2V 7	A9	2	2	2	2	2	2							
		F3D 2T2	AR	2											P2V 7	T	2*	2	2	2	2	2							
		F3D 2T2	AR	1	4*										P2V 7SX	T	1	1*											
		F3D 2M	A9	2											P2V 6M	A9	1	1	1	1	1	1							
		F3D 2M	T	2	4*										P2V 5F	A9	1*	1	1	1	1	1							
		F3D 1	T	1											P2V 5F	T	7	7	7	7	7	7							
		F3D 1	U	1	2*										P2V 4	A9	7*	7	7	7	7	7							
		F4D 1	A9	11	10	10	10	10							P2V 4	T	3	2	2	2	2	2							
		F4D 1	T	2	13*	10	10	10	10						P2V 5FD	A9	3*	2	2	2	2	2							
		F8U 1P	A9	1	2	2	2	2							P2V 5FD	T	*	1	1	1	1	1							
		F8U 1P	T	1*	2	2	2	2							P5M 1S	A9	1	1*											
		F9F 8P	A9	1											WV 2	A9	6	6	6	6	6	6							
		F9F 8P	T	1	2*										WV 2E	T	6*	6	6	6	6	6							
		F9F 6D	A9	3	3*										R5D 2 3	A9	1	1*	2	2	2	2							
		FJ 3D2	A9	3	3	3	3	3							R5D 3	A9	*	2	2	2	2	2							
		FJ 3D2	T	3	3*	3	3	3																					
		A4D 2	A9	3	4	4	4	4																					
		A4D 2	T	1	4*	4	4	4																					
		A4D 2N	A9	3	3	5	5	5																					
		A4D 2N	T	1	4*	3	5	5																					
		A4D 1	A9	6	4	4	4	4																					
		A4D 1	T	1	7*	4	4	4																					

CONFIDENTIAL

DECLASSIFIED

TABLE 3
PROGRAM AIRCRAFT
PROGRAM INVENTORY BY STATUS AND PLANNED OPERATING ASSIGNMENTS
BY COMMAND, CLASS AND MODEL

CLASS AND MODEL	COMMAND	TOTAL	BUWEPS FR		OPERATING COMMANDS				PLANNED ASSIGNMENTS				
			NON OPERATIONAL SUPPORT	RESERVE STOCK	READY FOR ISSUE	OPERATIONAL POOL			ON BOARD OPERATING INV.	31 MAR 1960	30 JUN 1960	30 SEP 1960	31 DEC 1960
						UNDG. PAR AIRLINE & PROG. MAINT.	OTHER						
	LANT	2101			119	5	121	1856	1888	1867	1836	1851	
	PAC	2553			138	24	222	2169	2236	2230	2204	2243	
	NABS	550					6	544	502	500	501	502	
	NATRA	1589			18		75	1496	1453	1276	1256	1236	
	NART	810			7		52	751	784	778	760	722	
	RDT&E	164					2	162	161	158	158	159	
	BUWPS	3507	1492	2015									
		11274	1492	2015	282	29	478	6978	7024	6809	6715	6713	
		11274	1492	2015	282	29	478	6978	7024	6809	6715	6713	
FIGHTER JET	LANT	513			49		47	417	417	411	410	410	
	PAC	755			85	7	98	565	623	615	618	618	
	NABS	12						12	7	7	7	7	
	NATRA	122					12	110	150	131	131	131	
	NART	181					18	163	158	166	150	112	
	RDT&E	63						63	61	61	61	61	
	BUWPS	985	329	656									
		2631	329	656	134	7	175	1330	1416	1391	1377	1339	
ATTACK JET	LANT	396			4		36	356	365	366	368	361	
	PAC	500			11		65	424	473	469	464	498	
	NABS	2					2						
	NATRA	146			14		1	131	132	116	116	116	
	NART	79			3		3	73	66	58	50	50	
	RDT&E	25						25	22	22	22	23	
	BUWPS	191	142	49									
		1339	142	49	32		107	1009	1058	1031	1020	1048	
ATTACK PROP	LANT	174			7		7	160	156	154	154	154	
	PAC	206			4		6	196	185	180	177	177	
	NABS	19						19	14	14	14	14	
	NATRA	47			2		2	43	31	30	30	30	
	NART	74			1		1	72	70	70	70	70	
	RDT&E	12						12	14	14	14	14	
	BUWPS	496	258	238									
		1028	258	238	14		16	502	470	462	459	459	
ANTI SUBMARINE	LANT	139			5		8	126	125	124	122	122	
	PAC	91			9		1	81	80	80	80	80	
	NABS	2					1	1	2	2	2	2	
	NATRA	91					2	89	77	77	77	77	
	NART	179					14	165	174	174	168	168	
	RDT&E	3						3	4	4	4	4	
	BUWPS	109	109										
		614	109		14		26	465	462	461	453	453	
PATROL	LANT	200			1		4	195	190	183	179	179	
	PAC	195			6		7	182	177	175	170	170	
	NABS	1						1					
	NATRA	20						20	16				
	NART	104			1		6	97	100	97	96	96	
	RDT&E	14						14	13	13	13	13	
	BUWPS	213	151	62									
		747	151	62	8		17	509	496	468	458	458	
WARNING	LANT	56			9	5	2	40	47	47	40	40	
	PAC	51				9		42	46	46	37	37	
	NABS	3						3	3	3	3	3	
	NATRA	6					1	5	4	4	4	4	
	RDT&E	6						6	6	6	6	6	
	BUWPS	18	8	10									
		140	8	10	9	14	3	96	106	106	90	90	
OBSERVATION	LANT	14			2			12	12	12	12	12	
	PAC	30			1		2	27	24	24	24	24	
	BUWPS	4	4										
		48	4		3		2	39	36	36	36	36	
TRANSPORT	LANT	146			5		5	136	142	140	133	135	
	PAC	135				8	6	121	119	118	116	116	
	NABS	82						82	84	84	88	88	
	NATRA	17					2	15	18	23	23	24	
	NART	58					6	52	59	56	57	57	
	RDT&E	10						10	16	13	13	13	
	BUWPS	123	65	58									
		571	65	58	5	8	19	416	438	434	430	433	
UTILITY	LANT	31					1	30	32	30	29	29	
	PAC	43					4	39	38	37	37	37	
	NABS	18						18	17	17	15	15	
	NATRA	2						2	2	2	2	2	
	RDT&E	4						4	4	4	4	4	
	BUWPS	93	37	56									
		191	37	56			5	93	93	90	87	87	

DECLASSIFIED

~~CONFIDENTIAL~~

TABLE 3 PROGRAM AIRCRAFT
PROGRAM INVENTORY BY STATUS AND PLANNED OPERATING ASSIGNMENTS
BY COMMAND, CLASS AND MODEL

CLASS AND MODEL	COMMAND	TOTAL	BUWEPS FR		OPERATING COMMANDS				PLANNED ASSIGNMENTS				
			NON OPERATIONAL SUPPORT	RESERVE STOCK	READY FOR ISSUE	OPERATIONAL POOL		ON BOARD OPERATING INV.	31 MAR 1960	30 JUN 1960	30 SEP 1960	31 DEC 1960	
						UNDG. PAR AIRLINE & PROG. MAINT.	OTHER						
TRAINING JET	LANT	102			14			8	80	87	89	89	89
	PAC	166			18			8	140	140	137	129	129
	NABS	84						2	82	80	86	86	86
	NATRA	299						22	277	259	189	184	163
	NART	46			2			2	42	55	55	61	61
	RDT&E	10						2	8	4	5	5	5
	BUWPS	351	86	265									
		1058	86	265	34			44	629	625	561	554	533
TRAINING PROP	LANT	67			13				54	59	55	42	42
	PAC	85			2			2	81	57	56	51	51
	NABS	260						1	259	230	224	223	223
	NATRA	756			2			33	721	677	617	604	604
	NART	47							47	48	48	48	48
	RDT&E	6							6	9	9	9	9
	BUWPS	680	135	545									
		1901	135	545	17			36	1168	1080	1009	977	977
ROTARY WING	LANT	253			8			3	242	248	248	250	270
	PAC	296			2			23	271	274	293	300	305
	NABS	67							67	65	63	63	64
	NATRA	83							83	87	87	85	85
	NART	42						2	40	54	54	60	60
	RDT&E	9							9	4	4	4	4
	BUWPS	220	167	53									
		970	167	53	10			28	712	732	749	762	788
AIRSHIPS	LANT	10			2				8	8	8	8	8
	RDT&E	2							2	4	3	3	3
	BUWPS	24	1	23									
		36	1	23	2				10	12	11	11	11
		11274	1492	2015	282		29	478	6978	7024	6809	6715	6713
FIGHTER JET													
VF DAY	LANT	253			9			24	220	213	213	209	209
	PAC	343			64		6	47	226	256	246	246	260
	NATRA	72						12	60	117	112	112	122
	NART	134						18	116	114	122	118	102
	RDT&E	25							25	28	27	25	25
	BUWPS	665	184	481									
		1492	184	481	73		6	101	647	728	720	710	718
VF AW	LANT	197			33			19	145	154	152	155	155
	PAC	302			17		1	46	238	267	269	273	259
	NATRA	41							41	24	10	10	10
	NART	46							46	44	44	32	10
	RDT&E	30							30	28	29	31	31
	RUWPS	173	108	65									
		789	108	65	50		1	65	500	517	504	501	455
VF P	LANT	46			7			3	36	37	33	33	33
	PAC	55			4			1	50	50	50	50	50
	NABS	1							1	1	1	1	1
	NATRA	9							9	9	9	9	9
	NART	1							1				
	RDT&E	2							2	2	2	2	2
	RUWPS	107	16	91									
		221	16	91	11			4	99	99	95	95	95
VF D	LANT	8						1	7	7	7	7	7
	PAC	30						3	27	26	26	26	26
	NABS	11							11	6	6	6	6
	RDT&E	6							6	3	3	3	3
	RUWPS	31	18	13									
		86	18	13				4	51	42	42	42	42
VF KD	PAC	9							9	6	6	5	5
	RUWPS	6		6									
		15		6					9	6	6	5	5
VF O	LANT	9							9	6	6	6	6
	PAC	16						1	15	18	18	18	18
	RUWPS	3	3										
		28	3					1	24	24	24	24	24
		2631	329	656	134		7	175	1330	1416	1391	1377	1339

~~CONFIDENTIAL~~

~~CONFIDENTIAL~~

DECLASSIFIED
PROGRAM AIRCRAFT

TABLE 3

PROGRAM INVENTORY BY STATUS AND PLANNED OPERATING ASSIGNMENTS
BY COMMAND, CLASS AND MODEL

CLASS AND MODEL	COMMAND	TOTAL	BUWEPS FR		OPERATING COMMANDS				PLANNED ASSIGNMENTS			
			NON OPERATIONAL SUPPORT	RESERVE STOCK	READY FOR ISSUE	OPERATIONAL POOL		ON BOARD OPERATING INV.	31 MAR 1960	30 JUN 1960	30 SEP 1960	31 DEC 1960
						NOT READY FOR ISSUE						
						UNDG, PAR AIRLINE & PROG. MAINT.	OTHER					
ATTACK JET												
VA DAY	LANT	313			4		26	283	280	280	280	280
	PAC	424			11		52	361	400	395	388	418
	NABS	1					1					
	NATRA	146			14		1	131	132	116	116	116
	NART	79			3		3	73	66	58	50	50
	RDT&E	18						18	17	17	17	17
	RUWPS	167	118	49								
		1148	118	49	32		83	866	895	866	851	881
VA AW	LANT											3
	PAC								1	1	1	1
	RDT&E											1
	RUWPS	1	1									
		1	1									5
VA P	LANT	8						8	10	10	10	10
	PAC	9						9	10	10	10	10
	RDT&E	1						1				
	RUWPS	4	4									
		22	4					18	20	20	20	20
VA O	LANT	4						4	8	9	9	9
	PAC	2						2	8	9	9	9
	RDT&E	1						1				
	RUWPS	6	6									
		13	6					7	16	18	18	18
VA HT	LANT	2						2	4	4	4	4
	PAC	2						2	4	4	4	4
		4						4	8	8	8	8
VA H	LANT	69					10	59	63	63	65	55
	PAC	63					13	50	50	50	52	56
	NARS	1					1					
	RDT&E	5						5	5	5	5	5
	RUWPS	13	13									
		151	13				24	114	118	118	122	116
		1339	142	49	32		107	1009	1058	1031	1020	1048
ATTACK PROP												
VA DAY	LANT	111			5		2	104	98	96	96	96
	PAC	142			3		4	135	117	113	112	112
	NARS	17						17	12	12	12	12
	NATRA	36					2	34	28	27	27	27
	NART	52					1	51	59	59	59	59
	RDT&E	5						5	4	4	4	4
	RUWPS	295	164	131			9	346	318	311	310	310
		658	164	131	8							
VA AW	LANT	14			2			12	14	14	14	14
	PAC	20					1	19	18	18	18	18
	NARS	2						2	2	2	2	2
	NATRA	11			2			9	3	3	3	3
	NART	22			1			21	11	11	11	11
	RDT&E	4						4	6	6	6	6
	RUWPS	84	58	26								
		157	58	26	5		1	67	54	54	54	54
VA W	LANT	46					5	41	44	44	44	44
	PAC	35			1		1	33	48	49	47	47
	RDT&E	3						3	4	4	4	4
	RUWPS	110	36	74								
		194	36	74	1		6	77	96	97	95	95
VA P	LANT	1						1				
	PAC	5						5	2			
	RUWPS	7		7								
		13		7				6	2			
VA O	LANT	2						2				
	PAC	4						4				
		6						6				
		1028	258	238	14		16	502	470	462	459	480

~~CONFIDENTIAL~~

~~CONFIDENTIAL~~

DECLASSIFIED

TABLE 3 PROGRAM AIRCRAFT
PROGRAM INVENTORY BY STATUS AND PLANNED OPERATING ASSIGNMENTS
BY COMMAND, CLASS AND MODEL

CLASS AND MODEL	COMMAND	TOTAL	BUWEPS FR		OPERATING COMMANDS				PLANNED ASSIGNMENTS			
			NON OPERA-TIONAL SUPPORT	RESERVE STOCK	READY FOR ISSUE	OPERATIONAL POOL		ON BOARD OPERA-TING INV	31 MAR 1960	30 JUN 1960	30 SEP 1960	31 DEC 1960
						UNDG. PAR AIRLINE & PROG. MAINT.	OTHER					
ANTI SUBMARINE												
VS	LANT	139			5		8	126	125	124	122	122
	PAC	91			9		1	81	80	80	80	80
	NABS	2					1	1	2	2	2	2
	NATRA	91					2	89	77	77	77	77
	NART	179					14	165	174	174	168	168
	RDT&E	3						3	4	4	4	4
	BUWPS	109	109									
		614	109		14		26	465	462	461	453	453
		614	109		14		26	465	462	461	453	453
PATROL												
VP L	LANT	148					4	144	138	135	135	135
	PAC	118			3		3	112	110	110	108	108
	NATRA	20						20	16			
	NART	104			1		6	97	100	97	96	96
	RDT&E	13						13	12	12	12	12
	BUWPS	156	108	48								
		559	108	48	4		130	386	376	354	351	351
VP LD	LANT	1						1	2	2	2	2
	PAC	2						2	2	2	2	2
	NABS	1						1				
	RDT&E								1	1	1	1
	BUWPS	2	2									
		6	2					4	5	5	5	5
VP S	LANT	51			1			50	50	46	42	42
	PAC	75			3		4	68	65	63	60	60
	RDT&E	1						1				
	BUWPS	55	41	14								
O		182	41	14	4		4	119	115	109	102	102
		747	151	62	8		17	509	496	468	458	458
WARNING												
VW WEA	LANT	7			4			3	6	6	6	6
		7			4			3	6	6	6	6
VW AEW	LANT	49			5	5	2	37	37	37	30	30
	PAC	51				9		42	43	43	34	34
	NABS	3						3	3	3	3	3
	NATRA	6					1	5	4	4	4	4
	RDT&E	6						6	6	6	6	6
	BUWPS	11	1	10								
		126	1	10	5	14	3	93	93	93	77	77
VW Q	LANT								4	4	4	4
	PAC	7	7						3	3	3	3
	BUWPS	7	7						7	7	7	7
		140	8	10	9	14	3	96	106	106	90	90
OBSERVATION												
VO	LANT	14			2			12	12	12	12	12
	PAC	29			1		2	27	24	24	24	24
	BUWPS	4	4									
		48	4		3		2	39	36	36	36	36
		48	4		3		2	39	36	36	36	36
TRANSPORT												
VR H	LANT	30			2		3	25	26	26	27	29
	PAC	58				5	2	51	50	50	50	50
	NABS	13						13	13	13	14	14
	NATRA	5					1	4	5	5	5	5
	NART	39					6	33	40	39	40	40
	RDT&E	2						2	3	3	3	3
	BUWPS	17	17									
		164	17		2	5	12	128	137	136	139	141

~~CONFIDENTIAL~~

DECLASSIFIED

TABLE 3
PROGRAM AIRCRAFT
PROGRAM INVENTORY BY STATUS AND PLANNED OPERATING ASSIGNMENTS
BY COMMAND, CLASS AND MODEL

CLASS AND MODEL	COMMAND	TOTAL	BUWEPS FR		OPERATING COMMANDS				PLANNED ASSIGNMENTS			
			NON OPERATIONAL SUPPORT	RESERVE STOCK	READY FOR ISSUE	OPERATIONAL POOL		ON BOARD OPERATING INV.	31 MAR 1960	30 JUN 1960	30 SEP 1960	31 DEC 1960
						NOT READY FOR ISSUE	URDG. PAR AIRLINE & PROG. MAINT.					
VR M	LANT	90			3			87	93	91	88	88
	PAC	46				3		43	45	44	42	42
	NABS	56						56	56	56	59	59
	NATRA	12					1	11	13	18	18	19
	NART	18						18	19	17	17	17
	RDTE	7						7	12	8	8	8
	BUWPS	100	42	58								
		329	42	58	3	3	1	222	238	234	232	233
VR C	LANT	26					2	24	23	23	18	18
	PAC	31					4	27	24	24	24	24
	NABS	13						13	15	15	15	15
	NART	1						1				
	RDTE	1						1	1	2	2	2
	BUWPS	6	6					6	63	64	59	59
		78	6					6	66	63	64	59
	571	65	58	5	8	19	416	438	434	430	433	
UTILITY												
VU SAR	LANT	20					1	19	21	19	18	18
	PAC	24					3	21	21	20	20	20
	NABS	17						17	17	17	15	15
	NATRA	2						2	2	2	2	2
	RDTE	1						1				
	BUWPS	35	26	9								
	99	26	9			4	60	61	58	55	55	
VU TOW	LANT	10						10	11	11	11	11
	PAC	16					1	15	14	14	14	14
	RDTE	1						1	1	1	1	1
	BUWPS	50	6	44								
	77	6	44			1	26	26	26	26	26	
VU T&D	LANT	1						1				
	PAC	3						3	3	3	3	3
	NABS	1						1				
	RDTE	2						2	3	3	3	3
	BUWPS	8	5	3								
		15	5	3				4	6	6	6	6
	191	37	56			5	93	93	90	87	87	
TRAINING JET												
VT	LANT	102			14		8	80	87	89	89	89
	PAC	158			18		7	133	134	131	123	123
	NABS	81					2	79	80	86	86	86
	NATRA	299					22	277	259	189	184	163
	NART	46			2		2	42	55	55	61	61
	RDTE	10					2	8	4	5	5	5
	BUWPS	341	85	256								
	1037	85	256	34		43	619	619	555	548	527	
VT D	PAC	8					1	7	6	6	6	6
	NABS	2						2				
	BUWPS	4	1	3								
	14	1	3			1	9	6	6	6	6	
VT KD	NABS	1						1				
	BUWPS	6		6								
		7		6				1				
	1058	86	265	34		44	629	625	561	554	533	
TRAINING PROP												
VT ME	LANT	50			9			41	42	38	26	26
	PAC	65			2		2	61	59	59	54	54
	NABS	209					1	208	187	181	180	180
	NATRA	127			2			125	132	96	96	96
	NART	43						43	42	42	42	42
	RDTE								1	1	1	1
	BUWPS	277	9	268								
	771	9	268	13		3	478	423	397	379	379	

DECLASSIFIED

TABLE 3 PROGRAM AIRCRAFT
PROGRAM INVENTORY BY STATUS AND PLANNED OPERATING ASSIGNMENTS
BY COMMAND, CLASS AND MODEL

CLASS AND MODEL	COMMAND	TOTAL	BUWPS FR		OPERATING COMMANDS				PLANNED ASSIGNMENTS			
			NON OPERATIONAL SUPPORT	RESERVE STOCK	READY FOR ISSUE	OPERATIONAL POOL		ON BOARD OPERATING INV.	31 MAR 1960	30 JUN 1960	30 SEP 1960	31 DEC 1960
						UNDG. PAR AIRLINE & PROG. MAINT.	OTHER					
VT MEP	PAC	7						7	5	4	4	4
	NABS	8						8	7	7	7	7
	NATRA	9					1	8	9	9	9	9
	NART	4						4	4	4	4	4
	BUWPS	11	2	9								
		39	2	9			1	27	25	24	24	24
VT SE	LANT	15			4			11	15	15	14	14
	PAC	10						10	10	10	10	10
	NABS	40						40	36	36	36	36
	NATRA	617					32	585	552	508	495	495
	RDT&E	4						4	4	4	4	4
	BUWPS	372	119	253								
		1058	119	253	4		32	650	617	573	559	559
VT E	NART								2	2	2	2
	BUWPS	17	2	15								
		17	2	15					2	2	2	2
VT NAV	NATRA	3						3	4	4	4	4
	BUWPS	3	3									
		6	3					3	4	4	4	4
VT D	LANT	2						2	2	2	2	2
	PAC	3						3	3	3	3	3
	NABS	3						3				
	RDT&E	2						2	4	4	4	4
		10						10	9	9	9	9
		1901	135	545	17		36	1168	1080	1009	977	977
ROTARY WING												
HS	LANT	86						86	83	83	88	92
	PAC	56						56	56	57	60	61
	NART	26					2	24	27	27	27	27
	RDT&E	5						5				
	BUWPS	35	35									
		208	35				2	171	166	167	175	180
HO	LANT	11						11	14	14	14	14
	PAC	27					4	23	25	25	25	25
	NABS	12						12	10	10	10	10
	NATRA	19						19	20	22	22	22
	BUWPS	29	28	1								
		98	28	1			4	65	69	71	71	71
HR L	LANT	88			7			1	80	80	80	90
	PAC	126			1			12	113	119	135	147
	NABS	34							34	33	31	31
	NATRA	11							11	9	9	9
	RDT&E	1							1	1	1	1
	BUWPS	56	56									
		316	56		8		13	239	242	256	263	278
HR M	LANT	14						14	16	16	14	13
	PAC	19					1	18	17	17	14	14
	NABS	2						2	2	2	2	2
	BUWPS	4	4									
		39	4				1	34	35	35	30	29
HU	LANT	49			1			2	46	50	47	46
	PAC	63			1			6	56	52	53	52
	NABS	19							19	20	20	21
	NATRA	16							16	21	21	19
	NART	16							16	27	27	33
	RDT&E	3							3	3	3	3
	BUWPS	79	38	41								
		245	38	41	2		8	156	173	171	174	181
HT	LANT	5						5	5	8	8	8
	PAC	5						5	5	6	6	6
	NATRA	37						37	37	35	35	35
	BUWPS	17	6	11								
		64	6	11				47	47	49	49	49
		970	167	53	10		28	712	732	749	762	788

DECLASSIFIED

~~CONFIDENTIAL~~

TABLE 3
PROGRAM AIRCRAFT
PROGRAM INVENTORY BY STATUS AND PLANNED OPERATING ASSIGNMENTS
BY COMMAND, CLASS AND MODEL

CLASS AND MODEL	COMMAND	TOTAL	BUWEPS FR		OPERATING COMMANDS			PLANNED ASSIGNMENTS				
			NON OPERATIONAL SUPPORT	RESERVE STOCK	READY FOR ISSUE	OPERATIONAL POOL		ON BOARD OPERATING INV.	31 MAR 1960	30 JUN 1960	30 SEP 1960	31 DEC 1960
						UNDG. PAR AIRLINE & PROG. MAINT.	OTHER					
AIRSHIPS												
ZP	LANT	5			1			4	4	4	4	4
	RDT&E	2						2	3	3	3	3
	BUWPS	23	1	22								
		30	1	22	1			6	7	7	7	7
ZW	LANT	5			1			4	4	4	4	4
	RDT&E	1		1					1			
	BUWPS	6		1	1			4	5	4	4	4
		36	1	23	2			10	12	11	11	11
FIGHTER JET												
VF DAY												
* F8U 2	LANT	59			1		2	56	55	55	55	55
	PAC	49			2			47	56	66	72	72
	RDT&E	5						5	6	6	6	6
	BUWPS	9	9									
		122	9		3		2	108	117	127	133	133
* F8U 1	LANT	83			6		12	65	113	113	109	109
	PAC	103			13		14	76	144	148	142	156
	RDT&E	2						2	6	6	6	6
	BUWPS	52	50	2								
		240	50	2	19		26	143	263	267	257	271
* F8U 1E	LANT	43			1		5	37				
	PAC	67			4		9	54				
	RDT&E	1						1				
	BUWPS	3	3									
		114	3		5		14	92				
F11F 1	LANT	22					3	19	18	18	18	18
	PAC	35			3		5	27	28	14	14	14
	NATRA	63					11	52	70	80	80	80
	RDT&E	7						7	5	5	5	5
		156	16	13	3		19	105	121	117	117	117
F9F 8	NATRA	9					1	8	29			
	NART	26						26	16	20	16	16
	RDT&E	2						2	3	2	2	2
	BUWPS	121		121								
		158		121			1	36	48	22	18	18
F9F 7	BUWPS	46		46								
		46		46								
F9F 6	NART	7						7				
	RDT&E	1						1				
	BUWPS	165	1	164								
		173	1	164				8				
F3H 2M	PAC	4			4							
	RDT&E	1						1	1	1		
	BUWPS	55	1	54								
		60	1	54	4			1	1	1		
FJ 4	PAC	85			38	6	19	22	28	18	18	18
	NATRA								18	32	32	42
	NART	13						13	18	18	18	18
	RDT&E	2						2	3	3	2	2
	BUWPS	11	11									
		111	11		38	6	19	37	67	71	70	80
FJ 3	LANT	19					2	17	21	21	21	21
	NART	53					7	46	50	42	42	32
	RDT&E	4						4	4	4	4	4
	BUWPS	112	42	70								
		188	42	70			9	67	75	67	67	57
FJ 3V	LANT	27			1			26	6	6	6	6
	NART	35					11	24	30	42	42	36
	BUWPS	62	51	11								
		124	51	11	1		11	50	36	48	48	42
		1492	184	481	73	6	101	647	728	720	710	718

* COMSAT FIRST LINE MODELS

~~CONFIDENTIAL~~

~~CONFIDENTIAL~~

DECLASSIFIED

TABLE 3
PROGRAM AIRCRAFT
PROGRAM INVENTORY BY STATUS AND PLANNED OPERATING ASSIGNMENTS
BY COMMAND, CLASS, AND MODEL

CLASS AND MODEL	COMMAND	TOTAL	BUWEPS FR		OPERATING COMMANDS				PLANNED ASSIGNMENTS				
			NON OPERATIONAL SUPPORT	RESERVE STOCK	READY FOR ISSUE	OPERATIONAL POOL		ON BOARD OPERATING INV.	31 MAR 1960	30 JUN 1960	30 SEP 1960	31 DEC 1960	
						UNDG. PAR AIRLINE & PROG. MAINT.	OTHER						
VF AW	* F8U 2N	LANT PAC RDT&E BUWPS	1 1	1 1								4 5 4	7 5 4
	F2H 4	NART BUWPS	36 15 51	9 9	6 6			36	32	32	20	10	10
	F2H 3	NATRA NART BUWPS	41 10 33 84		23 23			41 10	24 12	10 12	10 12		
	* F3H 2	LANT PAC RDT&E BUWPS	76 148 7 24 255			14 4	1	8 27	54 116 7	53 145 10	53 145 13	53 138 13	53 137 13
	* F3H 2X	BUWPS	11 11	11 11									
	* F3H 2N	RDT&E BUWPS	2 34 36	23 23	11 11				2 2	8 8	4 4		
	* F4H 1	PAC RDT&E BUWPS	8 8	8 8							2 2	8 4	8 4
	F3D 2	PAC RDT&E	1 4 5						1 4 5				
	F3D 2T2	LANT PAC RDT&E BUWPS	8 4 4 16 32	3 3	13 13	8			4 4	10 2	8 2	7 2	4 1
	F3D 2M	RDT&E	2 2						2 2			12	12
	* F4D 1	LANT PAC RDT&E BUWPS	113 149 11 31 304 789	19 12	12 50		1	11 19	91 117 11	91 120 10	91 120 10	91 108 10	91 108 10
VF P	* F8U 1P	LANT PAC NABS RDT&E BUWPS	42 55 1 1 27 126	16 16	11 11	11		2 4 1	33 50 1	33 50 1	33 50 2	33 50 2	33 50 2
	F9F 8P	LANT NATRA NART RDT&E BUWPS	4 9 1 1 80 95 221		80 80 91	11		1 4	3 9 1	4 9	9 9	9 9	9 9
VF D	* F8U 1D	NABS	2 2						2 2	2 2	2 2	2 2	2 2
	F9F 6D	PAC NABS RDT&E BUWPS	2 5 3 15 25	2 2	13 13				2 5 3	2 1	1 1		

* COMBAT FIRST LINE MODELS

~~CONFIDENTIAL~~

DECLASSIFIED

CONFIDENTIAL

TABLE 3
PROGRAM AIRCRAFT
PROGRAM INVENTORY BY STATUS AND PLANNED OPERATING ASSIGNMENTS
BY COMMAND, CLASS AND MODEL

CLASS AND MODEL	COMMAND	TOTAL	BUWEPS FR		OPERATING COMMANDS			PLANNED ASSIGNMENTS					
			NON OPERATIONAL SUPPORT	RESERVE STOCK	READY FOR ISSUE	OPERATIONAL POOL		ON BOARD OPERATING INV.	31 MAR 1960	30 JUN 1960	30 SEP 1960	31 DEC 1960	
						UNDG. PAR AIRLINE & PROG. MAINT.	OTHER						
FJ 3D	PAC	16					3	13	12	12	12	12	
	BUWPS	11	11										
		27	11				3	13	12	12	12	12	
FJ 3D2	LANT	8					1	7	7	7	7	7	
	PAC	12						12	12	13	13	14	
	NABS	4						4	4	4	4	4	
	RDT&E	3						3	3	3	3	3	
	BUWPS	5	5										
		32	5				1	26	26	27	27	28	
		86	18	13			4	51	42	42	42	42	
VF KD	F9F 5KD	PAC						9	6	6	5	5	
	BUWPS	4		4									
		13		4				9	6	6	5	5	
	F9F 2KD	BUWPS			2								
		2		2									
		2		2									
		15		6				9	6	6	5	5	
VF Q	F3D 2Q	LANT			9			9	6	6	6	6	
	PAC	16					1	15	18	18	18	18	
	BUWPS	3	3										
		28	3				1	24	24	24	24	24	
		28	3				1	24	24	24	24	24	
ATTACK JET													
VA DAY	* A4D 2	LANT				3		15	261	232	222	211	200
		PAC				7		20	170	183	183	183	201
		NABS						1					
		RDT&E							3	4	4	4	4
		BUWPS	8	8									
		488	8		10		36	434	419	409	398	405	
	* A4D 2N	LANT								18	40	64	80
		PAC							3	43	68	90	102
		RDT&E								3	5	5	5
		BUWPS	64	64									
		67	64					3	64	113	159	187	
	A4D 1	LANT				1		11	22	30	18	5	
		PAC				1		13	51	49	24		
		NART											
		RDT&E							6	4	4	4	4
		BUWPS	15	15									
		120	15		2		24	79	83	46	25	20	
	* FJ 4B	PAC				3		19	137	125	120	115	115
		RDT&E							5	4	4	4	4
		BUWPS	16	16									
		180	16		3		19	142	129	124	119	119	
	F9F 8B	NATRA				14		1	131	132	116	116	116
		NART				3		3	73	66	58	34	34
		RDT&E							4	2			
		BUWPS	64	15	49			4	208	174	150	150	150
		293	15	49	17		83	866	895	866	851	881	
		1148	118	49	32								
VA AW	* A3J 1	LANT								1	1	1	3
		PAC											1
		RDT&E											1
		BUWPS	1	1									5
		1	1										5
		1	1										5
VA P	* A3D 2P	LANT							8	10	10	10	10
		PAC							9	10	10	10	10
		BUWPS	4	4									
		21	4					17	20	20	20	20	
	A3D 1P	RDT&E							1				
		1							1				
		1							1				
		22	4					18	20	20	20	20	

* COMBAT FIRST LINE MODELS

CONFIDENTIAL

~~CONFIDENTIAL~~

DECLASSIFIED

TABLE 3 PROGRAM AIRCRAFT
PROGRAM INVENTORY BY STATUS AND PLANNED OPERATING ASSIGNMENTS
BY COMMAND, CLASS AND MODEL

CLASS AND MODEL	COMMAND	TOTAL	BUWEPS FR		OPERATING COMMANDS				PLANNED ASSIGNMENTS			
			NON OPERATIONAL SUPPORT	RESERVE STOCK	READY FOR ISSUE	OPERATIONAL POOL		ON BOARD OPERATING INV.	31 MAR 1960	30 JUN 1960	30 SEP 1960	31 DEC 1960
						NOT READY FOR ISSUE						
						UNDDG. PAR AIRLINE & PROG. MAINT.	OTHER					
VA Q	* A3D 20	LANT PAC RDT&E BUWPS	3 1 1 6 11	6 6				3 1 1 5	7 7 1 14	8 8 8 16	8 8 8 16	8 8 8 16
	A3D 10	LANT PAC	1 1 2 13					1 1 2 7	1 1 2 16	1 1 2 18	1 1 2 18	1 1 2 18
VA HT	A3D 2T	LANT PAC	2 2 4 4					2 2 4 4	4 4 8 8	4 4 8 8	4 4 8 8	4 4 8 8
VA H	* A3D 2	LANT PAC NABS RDT&E BUWPS	53 53 1 3 10 120	10 10				7 12 1 3 20 90	46 41 40 3 96	53 40 40 3 96	55 42 42 3 100	45 46 3 3 94
	A3D 1	LANT PAC RDT&E BUWPS	16 10 2 3 31 151	3 3				3 1 2 4 24	13 9 2 2 114	10 10 2 2 118	10 10 2 2 122	10 10 2 2 116
ATTACK PROP												
VA DAY	AD 7	PAC BUWPS	45 10 55	10 10		1 1		44 44	43 43	43 43	43 43	43 43
	AD 6	LANT PAC NABS NATRA RDT&E BUWPS	98 83 7 31 1 233 453	116 116 117		4 2 6		2 4 8 206	92 77 7 29 1 181	90 60 7 21 2 180	90 59 7 21 2 179	90 59 7 21 2 179
	AD 5	LANT PAC NABS NATRA NART RDT&E BUWPS	13 14 10 5 52 4 52 150 658	38 38 14 14		1 8		12 14 10 5 51 4 96	8 14 5 6 59 2 346	6 10 5 6 59 2 311	6 10 5 6 59 2 310	6 10 5 6 59 2 310
VA AW	AD 5N	NATRA NART RDT&E BUWPS	11 22 4 67 104	42 25 25		2 1 3		9 21 4 34	3 11 5 19	3 11 5 19	3 11 5 19	3 11 5 19
	AD 5Q	LANT PAC NABS RDT&E BUWPS	12 18 2 17 49	16 16 1		1 1		11 18 2 31	12 16 2 31	12 16 2 31	12 16 2 31	12 16 2 31
	TF 10	LANT PAC	2 2 4 157	58 26		1 5		1 1 1 67	2 2 4 54	2 2 4 54	2 2 4 54	2 2 4 54

COMBAT FIRST LINE

~~CONFIDENTIAL~~

DECLASSIFIED

~~CONFIDENTIAL~~

TABLE 3
PROGRAM AIRCRAFT
PROGRAM INVENTORY BY STATUS AND PLANNED OPERATING ASSIGNMENTS
BY COMMAND, CLASS AND MODEL

CLASS AND MODEL	COMMAND	TOTAL	BUWEPS FR		OPERATING COMMANDS				PLANNED ASSIGNMENTS				
			NON OPERATIONAL SUPPORT	RESERVE STOCK	READY FOR ISSUE	OPERATIONAL POOL		ON BOARD OPERATING INV.	31 MAR 1960	30 JUN 1960	30 SEP 1960	31 DEC 1960	
						UNDG. PAR AIRLINE & PROG. MAINT.	OTHER						
VA W													
* WF 2	LANT	8					4	4	12	16	18	21	
	PAC	5						5	13	18	19	22	
	RDT&E	2						2	2	2	2	2	
	BUWPS	12	12										
		27	12				4	11	27	36	39	45	
AD 5W	LANT	38											
	PAC	30			1		1	37	32	28	26	23	
	RDT&E	1						1	2	31	28	25	
	BUWPS	98	24	74				1	2	2	2	2	
		167	24	74	1		2	66	69	61	56	50	
		194	36	74	1		6	77	96	97	95	95	
VA P													
AJ 2P	LANT	1						1					
	PAC	5						5					
	BUWPS	7		7					2				
		13		7				6		2			
		13		7				6		2			
VA Q													
P4M 10	LANT	2						2					
	PAC	4						4					
		6						6					
		6						6					
ANTI SUBMARINE													
VS													
* S2F 3	LANT									2	5	10	
	PAC									1	2	6	
	RDT&E										2	2	
										3	9	18	
* S2F 2	LANT	20			1		1	18	16	16	12	7	
	PAC	14			5		1	8	10	9	8	4	
	NART	6						6					
	BUWPS	14	14										
		54	14		6		2	32	26	25	20	11	
* S2F 1X	BUWPS	13	13										
		13	13										
* S2F 1	LANT	119			4		7	108	109	106	105	105	
	PAC	77			4			73	70	70	70	70	
	NARS	2					1	1	2	2	2	2	
	NATRA	17					1	16	30	30	30	30	
	NART	173					14	159	174	174	168	168	
	RDT&E	3						3	4	4	2	2	
	BUWPS	62	62										
		453	62		8		23	360	389	386	377	377	
* S2F 1T	NATRA	74					1	73					
	BUWPS	2	2										
		76	2				1	73					
* S2F 1TX	BUWPS	16	16										
		16	16										
* S2F 1 1T	NATRA								47	47	47	47	
									47	47	47	47	
* S2F 1S	BUWPS	2	2										
		2	2										
		614	109		14		26	465	462	461	453	453	
PATROL													
VP L													
* P2V 7	LANT	26					1	25	66	63	63	63	
	PAC	11						11	53	60	60	60	
	RDT&E	2						2	2	2	2	2	
	BUWPS	5	5										
		44	5				1	38	121	125	125	125	
* P2V 7S	LANT	23					1	22					
	PAC	23						23					
	BUWPS	2	2										
		48	2				1	45					
* P2V 7SX	LANT	18					1	17					
	PAC	17					1	16					
	BUWPS	22	22										
		57	22				2	33					

* COMBAT FIRST LINE MODELS

~~CONFIDENTIAL~~

~~CONFIDENTIAL~~

DECLASSIFIED

TABLE 3 **PROGRAM AIRCRAFT**
PROGRAM INVENTORY BY STATUS AND PLANNED OPERATING ASSIGNMENTS
BY COMMAND, CLASS AND MODEL

CLASS AND MODEL	COMMAND	TOTAL	BUWEPS FR		OPERATING COMMANDS				PLANNED ASSIGNMENTS				
			NON OPERA-TIONAL SUPPORT	RESERVE STOCK	READY FOR ISSUE	OPERATIONAL POOL		ON BOARD OPERA-TING INV.	31 MAR 1960	30 JUN 1960	30 SEP 1960	31 DEC 1960	
						NOT READY FOR ISSUE							
						UNDOG. PAR AIRLINE & PROG. MAINT.	OTHER						
P2V 6	NART	13											
	BUWPS	9	5	4									
		22	5	4									
P2V6M 6T	NATRA								13				
									13				
P2V 6F	NART	1											
	BUWPS	1		1									
		2		1									
P2V 6 6F	NART												
									13	12	12	12	12
									13	12	12	12	12
P2V 6M	RD&E	1											
	BUWPS	9	4	5					1	1	1	1	1
		10	4	5					1	1	1	1	1
P2V 6T	NATRA	10											
	BUWPS	2		2									
		12		2									
P2V 6TX	BUWPS	3	1	2									
		3	1	2									
P2V 5	LANT												
									72	72	72	72	72
									72	72	72	72	72
* P2V 5F	LANT	46					1	45					
	PAC	44				3		39	57	50	48	48	48
	NART	68				1		62	68	68	68	68	68
	RD&E	7						7	7	7	7	7	7
	BUWPS	17	17										
		182	17		4		8	153	132	125	123	123	123
* P2V 5FX	PAC	1											
	BUWPS	1	1										
		2	1										
* P2V 5JF	BUWPS	2	2										
		2	2										
* P2V 5S	LANT	27											
	PAC	18											
	BUWPS	7	7										
		52	7										
* P2V 5SX	LANT	5											
	PAC	2											
	BUWPS	42	42										
		49	42										
P2V 4	NART	22					1	21	19	17	16	16	16
	RD&E	3						3	2	2	2	2	2
	BUWPS	17		17									
		42		17			1	24	21	19	18	18	18
P2V 3	NATRA	10											
		10							10	3			
									10	3			
P2V 3B	LANT	3											
	PAC	2											
	BUWPS	12		12									
		17		12									
P2V 3W	BUWPS	5		5									
		5		5									
VP LD		559	108	48	4		13	386	376	354	351	351	351
* P2V 5FD	LANT	1											
	PAC												
	NABS	1											
	RD&E												
	BUWPS	1	1										
		3	1										
* P2V 5FDX	PAC	2											
	BUWPS	1	1										
		3	1										
		6	2										

* COMBAT FIRST LINE MODELS

~~CONFIDENTIAL~~

~~CONFIDENTIAL~~

DECLASSIFIED
PROGRAM AIRCRAFT

TABLE 3

PROGRAM INVENTORY BY STATUS AND PLANNED OPERATING ASSIGNMENTS

BY COMMAND, CLASS AND MODEL

CLASS AND MODEL	COMMAND	TOTAL	BUWEPS FR		OPERATING COMMANDS				PLANNED ASSIGNMENTS			
			NON OPERATIONAL SUPPORT	RESERVE STOCK	READY FOR ISSUE	OPERATIONAL POOL		ON BOARD OPERATING INV.	31 MAR 1960	30 JUN 1960	30 SEP 1960	31 DEC 1960
						UNDG. PAR AIRLINE & PROG. MAINT.	OTHER					
VP 5												
* P5M 2	LANT	10						10	23	21	21	27
	PAC	28					1	27	32	37	40	40
	BUWPS	2	2									
		40	2				1	37	55	58	61	67
* P5M 2S	LANT	10			1			9				
	PAC	7						7				
	BUWPS	1	1									
		18	1		1			16				
* P5M 2SX	BUWPS	26	26									
		26	26									
P5M 1	LANT	27						27	27	25	21	15
	PAC	40			3			34	33	26	20	20
	BUWPS	16	8	8			3	61	60	51	41	35
		83	8	8	3		3	61	60	51	41	35
P5M 1S	LANT	4						4				
	RDT&E	1						1				
		5						5				
P5M 1SX	BUWPS	10	4	6								
		10	4	6								
		182	41	14	4		4	119	115	109	102	102
WARNING												
VW WEA	* WV 3	LANT	7			4		3	6	6	6	6
			7			4		3	6	6	6	6
			7			4		3	6	6	6	6
VW AEW	* WV 4X	BUWPS	1	1								
			1	1								
* WV 2	LANT	49			5	5	2	37	37	37	30	30
	PAC	51				9		42	43	43	34	34
	NABS	3						3	3	3	3	3
	NATRA	6					1	5	4	4	4	4
	RDT&E	6						6	6	6	6	6
	BUWPS	10		10								
		125		10	5	14	3	93	93	93	77	77
		126	1	10	5	14	3	93	93	93	77	77
VW Q	* WV 2Q	LANT							4	4	4	4
	PAC								3	3	3	3
	BUWPS	7	7						7	7	7	7
		7	7						7	7	7	7
		7	7						7	7	7	7
OBSERVATION												
VO	OE 2	LANT	5			1		4	5	5	5	5
		PAC	13					13	12	12	12	12
		BUWPS	3	3								
			21	3		1		17	17	17	17	17
	OE 1	LANT	9			1		8	7	7	7	7
		PAC	17			1		14	12	12	12	12
		BUWPS	1	1								
			27	1		2		22	19	19	19	19
			48	4		3		39	36	36	36	36
TRANSPORT												
VR H	R6D 1	LANT	2					2	2	2	2	2
		PAC	9					9	12	12	12	12
		BUWPS	6	6								
			17	6				11	14	14	14	14
	R7V 1	LANT	6			1		4	5	5	5	5
		PAC	6				2	4	5	5	5	5
		NABS	1					1	1	1	1	1
			13			1	2	9	11	11	11	11
	R5D 2 3	PAC							25	25	25	25
		NABS							6	6	6	6
		NATRA							1	1	1	1
		NART							34	34	35	35
		RDT&E							2	2	2	2
									68	68	69	69

* COMBAT FIRST LINE MODELS

~~CONFIDENTIAL~~

~~CONFIDENTIAL~~

DECLASSIFIED

TABLE 3 **PROGRAM AIRCRAFT**
PROGRAM INVENTORY BY STATUS AND PLANNED OPERATING ASSIGNMENTS
BY COMMAND, CLASS AND MODEL

CLASS AND MODEL	COMMAND	TOTAL	BUWEPS FR		OPERATING COMMANDS				PLANNED ASSIGNMENTS			
			NON OPERATIONAL SUPPORT	RESERVE STOCK	READY FOR ISSUE	OPERATIONAL POOL		ON BOARD OPERATING INV.	31 MAR 1960	30 JUN 1960	30 SEP 1960	31 DEC 1960
						NOT READY FOR ISSUE						
						UNDG. PAR AIRLINE & PROG. MAINT.	OTHER					
R5D 5	LANT PAC NABS BUWPS	12 1 1 14			1		2	9 1	12 12	12 12	12 12	12 12
R5D 3	LANT PAC NABS NART RDT&E BUWPS	3 25 7 21 1 2 59	1		1		2	3 22 7 4 17 1	3 3	3 3	3 3	3 3
R5D 2	PAC NABS NATRA NART BUWPS	10 3 1 13 4 31		4		1	1	8 3 1 11	1 1	1 1	1 1	1 1
R5D 5R	LANT	1 1						1 1	1 1	1 1	1 1	1 1
R5D 4R	LANT PAC NABS NATRA NART RDT&E BUWPS	1 2 1 2 5 1 2 14		2				1 2 1 2 5 1 1	1 3 1 1 6 1	1 3 1 1 5 1	1 3 2 1 5 1	1 3 2 1 5 1
R6D 1Z	LANT PAC BUWPS	3 2 1 6		1				3 2	3 2	3 2	3 2	3 2
R5D 2	LANT PAC NABS NATRA								2 2 1 2 7	2 2 1 2 7	2 2 1 2 7	2 2 1 2 7
R5D 5Z	PAC	1 1 1						1 1 1	1 1 1	1 1 1	1 1 1	1 1 1
R5D 3Z	NABS NATRA	1 1 2				1		1				
R5D 2Z	LANT PAC BUWPS	2 2 1 5		1				2 2				
R5D 1Z	NATRA	1 1						1 1				
C 130BL	LANT										2 2	4 4
VR M		164	17		2	5	12	128	137	136	139	141
R4Q 2	LANT PAC BUWPS	29 15 9 53			1	3		28 12	29 13	29 13	29 13	29 13
R4Q 1	BUWPS	33 33		33 33		3		40	42	42	42	42
R4D 8	LANT PAC NABS NATRA NART RDT&E BUWPS	20 14 27 8 10 1 13 93			1			19 14 27 7 10 1	21 14 23 8 10 4	21 14 23 13 10 3	21 12 23 13 10 3	21 12 23 13 10 3

~~CONFIDENTIAL~~

DECLASSIFIED

~~CONFIDENTIAL~~

TABLE 3 PROGRAM AIRCRAFT
PROGRAM INVENTORY BY STATUS AND PLANNED OPERATING ASSIGNMENTS
BY COMMAND, CLASS AND MODEL

CLASS AND MODEL	COMMAND	TOTAL	BUWEPS FR		OPERATING COMMANDS				PLANNED ASSIGNMENTS			
			NON OPERATIONAL SUPPORT	RESERVE STOCK	READY FOR ISSUE	OPERATIONAL POOL		ON BOARD OPERATING INV.	31 MAR 1960	30 JUN 1960	30 SEP 1960	31 DEC 1960
						NOT READY FOR ISSUE						
						UNDG. PAR AIRLINE & PROG. MAINT.	OTHER					
R4D 5 6	LANT PAC NABS NART RDT&E							23 13 14 7 6 63	21 12 15 5 3 56	21 12 15 5 3 56	21 12 15 5 3 56	
R4D 6	LANT PAC NABS NATRA NART RDT&E BUWPS	15 7 7 2 4 2 13 50	7 7 6				15 7 7 2 4 2 37	4 3 2 2 2 6	3 3 2 2 2 5	3 2 2 2 2 5		
R4D 5	LANT PAC NABS NATRA NART RDT&E BUWPS	9 5 12 3 1 14 44	8 6 6		1 1		8 5 12 3 1 29	3 3 1 1 4	3 3 1 1 4	3 1 1 1 4		
R4D 6R	LANT NART BUWPS	1 3 4		3 3			1 1 1	1 1 2	1 1 2	1 1 2		
R4D 5R	BUWPS	7 7		7 7								
R4D 8Z	PAC NABS BUWPS	1 1 1 3	1 1				1 1 2	1 1 2	1 1 2	1 1 2		
R4D 6Z	BUWPS	3 3		3 3								
R4Y 1 2	RDT&E							2 2	2 2	2 2		
R4Y 2	NABS	2 2					2 2	2 2	2 2	2 2		
R4Y 1	LANT PAC NABS NATRA NART RDT&E BUWPS	16 4 6 2 1 3 4 36					16 4 6 2 1 3 32	19 4 8 2 1 1 34	19 4 8 2 1 1 34	16 4 11 2 1 1 35		
R4Y 1Z	NABS	1 1 329			3	3	1 1 222	1 1 238	1 1 234	1 1 232		
VR C	TF 1			42 58								
	LANT PAC NABS NART RDT&E BUWPS	26 31 13 1 1 6 78 78		6 6			2 4 13 1 1 6 6 6	24 27 13 15 1 66 63	23 24 15 15 2 64 64	18 24 15 15 2 59 59	18 24 15 15 2 59 59	

~~CONFIDENTIAL~~

CONFIDENTIAL

DECLASSIFIED

TABLE 3

PROGRAM AIRCRAFT

PROGRAM INVENTORY BY STATUS AND PLANNED OPERATING ASSIGNMENTS
BY COMMAND, CLASS AND MODEL

CLASS AND MODEL	COMMAND	TOTAL	BUWEPs FR		OPERATING COMMANDS				PLANNED ASSIGNMENTS				
			NON OPERATIONAL SUPPORT	RESERVE STOCK	READY FOR ISSUE	OPERATIONAL POOL		ON BOARD OPERATING INV.	31 MAR 1960	30 JUN 1960	30 SEP 1960	31 DEC 1960	
						UNDG. PAR AIRLINE & PROG. MAINT.	OTHER						
UTILITY													
VU SAR	UF 2	LANT PAC NABS BUWPS	7 7 2 9 25	9 9					7 7 2 16	11 12 2 25	11 14 2 27	11 15 2 28	11 15 2 28
	UF 2X	BUWPS	6 6	6 6									
	UF 1 1T	LANT NABS NATRA								1 10 2 13	10 2 12	8 2 10	8 2 10
	UF 1	LANT PAC NABS NATRA RDT&E BUWPS	7 17 10 2 1 19 56	10 9				3	7 14 10 2 1 34	3 9 5 5 1 17	2 6 5 5 1 13	1 5 5 5 1 11	1 5 5 5 1 11
	UF 1T	NABS	5 5						5 5				
	UC 1	LANT BUWPS	6 1 7 99	1 1 26	9			1 1 4	5 6 60	6 6 61	6 6 58	6 6 55	6 6 55
VU TOW	JD 1	LANT PAC RDT&E BUWPS	10 16 1 39 66	5 5 34	34			1	10 15 1 26	11 14 1 26	11 14 1 26	11 14 1 26	11 14 1 26
	JD 1X	BUWPS	11 11 77	1 1 6	10 10 44			1	26	26	26	26	26
VU T&D	JD 1D	LANT PAC NABS RDT&E BUWPS	1 3 1 2 8 15 15	5 5 3 3	3 3				1 3 1 2 7 7	3 3 3 3 6 6	3 3 3 3 6 6	3 3 3 3 6 6	3 3 3 3 6 6

DECLASSIFIED

TABLE 3 **PROGRAM AIRCRAFT**
PROGRAM INVENTORY BY STATUS AND PLANNED OPERATING ASSIGNMENTS
BY COMMAND, CLASS AND MODEL

CLASS AND MODEL	COMMAND	TOTAL	BUWPS FR		OPERATING COMMANDS				PLANNED ASSIGNMENTS				
			NON OPERATIONAL SUPPORT	RESERVE STOCK	READY FOR ISSUE	OPERATIONAL POOL		ON BOARD OPERATING INV.	31 MAR 1960	30 JUN 1960	30 SEP 1960	31 DEC 1960	
						UNDG. PAR AIRLINE & PROG. MAINT.	OTHER						
TRAINING JET													
VT													
T2J 1	NATRA	60						60		80	85	95	74
	RDT&E	1						1		1	2	2	2
	BUWPS	28	28										
		89	28					61		81	87	97	76
T2V 1	NABS	21					1	20	34	42	43	43	43
	NATRA	110					14	96	69	19	19	19	19
	RDT&E	4						4	3	3	3	3	3
	BUWPS	8	8										
		143	8				15	120	106	64	65	65	65
TV 2	LANT	11			5			6	9	4	4	4	4
	PAC	24			7			15	11	8	3	3	3
	NABS	57					1	56	45	43	42	42	42
	NATRA	7						7					
	NART	29					2	27	40	40	46	46	46
	BUWPS	291	36	255									
		419	36	255	12		5	111	105	95	95	95	95
TT 1	NATRA	11						1	10	10			
		11						1	10	10			
F9F 8T	LANT	91			9		8	74	78	85	85	85	85
	PAC	134			11		5	118	123	123	120	120	120
	NABS	3						3	1	1	1	1	1
	NATRA	111					7	104	100	85	70	70	70
	NART	17			2			15	15	15	15	15	15
	RDT&E	5											
	BUWPS	14	13	1			2	3					
		375	13	1	22		22	317	317	309	291	291	291
		1037	85	256	34		43	619	619	555	548	548	527
VT D													
TV 2D	PAC	8					1	7	6	6	6	6	6
	NABS	2						2					
	BUWPS	4	1	3									
		14	1	3			1	9	6	6	6	6	6
		14	1	3			1	9	6	6	6	6	6
VT KD													
TV 2KD	NABS	1						1					
	BUWPS	6		6									
		7		6				1					
		7		6				1					

CONFIDENTIAL

DECLASSIFIED

TABLE 3 PROGRAM AIRCRAFT PROGRAM INVENTORY BY STATUS AND PLANNED OPERATING ASSIGNMENTS BY COMMAND, CLASS AND MODEL

CLASS AND MODEL	COMMAND	TOTAL	BUWEPS FR		OPERATING COMMANDS				PLANNED ASSIGNMENTS					
			NON OPERATIONAL SUPPORT	RESERVE STOCK	READY FOR ISSUE	OPERATIONAL POOL		ON BOARD OPERATING INV.	31 MAR 1960	30 JUN 1960	30 SEP 1960	31 DEC 1960		
						UNDD. PAR AIRLINE & PROG. MAINT.	OTHER							
TRAINING PROP														
VT ME	JRB 6	NABS	16					1	15	13				
		BUWPS	49											
			65	49				1	15	13				
SNB 5	LANT	PAC	50		9			2	41	42	38	26	26	
		PAC	65		2				61	39	39	34	34	
		NABS	193						193	174	181	180	180	
		NATRA	127		2				125	112	96	96	96	
		NART	43						43	42	42	42	42	
		BUWPS	228	9	219					1	1	1	1	
		706	9	219	13			2	463	410	397	379		
		771	9	268	13			3	478	423	397	379		
VT MEP	SNB 5P	PAC	7						7	5	4	4	4	
		NABS	8						8	7	7	7	7	
		NATRA	9						1	8	9	9	9	
		NART	4							4	4	4	4	
		BUWPS	11	2	9									
		39	2	9				1	27	25	24	24		
		39	2	9				1	27	25	24	24		
VT SE	T 34B	LANT	1						1	1	1			
		NABS	3						3					
		NATRA	160						160	157	150	140	140	
		RDT&E	1						1	1	1	1	1	
		BUWPS	209	33	176									
			374	33	176				165	159	152	141	141	
	T 28B	LANT	PAC	14		4				10	14	14	14	14
			PAC	10						10	10	10	10	10
			NABS	37						37	36	36	36	36
			NATRA	301						31	270	275	258	255
RDT&E			3							3	3	3	3	
		55	43	12										
		420	43	12	4			31	330	338	321	318		
T 28C	NATRA	BUWPS	156					1	155	120	100	100	100	
		BUWPS	108	43	65									
		BUWPS	264	43	65				1	155	120	100	100	
		1058	119	253	4			32	650	617	573	559		

DECLASSIFIED

CONFIDENTIAL

TABLE 3
PROGRAM AIRCRAFT
PROGRAM INVENTORY BY STATUS AND PLANNED OPERATING ASSIGNMENTS
BY COMMAND, CLASS AND MODEL

CLASS AND MODEL	COMMAND	TOTAL	BUWEPS FR		OPERATING COMMANDS				PLANNED ASSIGNMENTS				
			NON OPERATIONAL SUPPORT	RESERVE STOCK	READY FOR ISSUE	OPERATIONAL POOL		ON BOARD OPERATING INV.	31 MAR 1960	30 JUN 1960	30 SEP 1960	31 DEC 1960	
						NOT READY FOR ISSUE							
						UNDG. PAR AIRLINE & PROG. MAINT.	OTHER						
VT E	R4D 50	1		1									
	R4D 556S	1		1					2	2	2	2	2
	R4D 6S	6	1	5					2	2	2	2	2
	R4D 5S	6	1	5									
	R4D 5S	10	1	9									
		10	1	9									
		17	2	15					2	2	2	2	2
VT NAV	R4D 7	3						3	4	4	4	4	4
	BUWPS	3	3					3	4	4	4	4	4
		6	3					3	4	4	4	4	4
		6	3					3	4	4	4	4	4
VT D	T 28BD	2						2	2	2	2	2	2
	LANT	3						3	3	3	3	3	3
	PAC	3						3	3	3	3	3	3
	NABS	2						2	4	4	4	4	4
	RD&E	2						10	9	9	9	9	9
		10						10	9	9	9	9	9
		10						10	9	9	9	9	9
ROTARY WING													
HS	*HSS 2									2	4	6	
	LANT									1	3	4	
	PAC												
	BUWPS	2	2							3	7	10	
		2	2										
	*HSS 1	69						69	63	50	41	26	
	LANT	40						40	39	36	28	17	
	PAC	26					2	24	27	27	27	27	
	NART	4						4					
	RD&E	32	32					32					
	BUWPS	171	32				2	137	129	113	96	70	
		171	32					137	129	113	96	70	
	*HSS 1N	17						17	20	31	43	60	
	LANT	16						16	17	20	29	40	
	PAC	1						1					
	RD&E	1	1					1					
	BUWPS	35	1					34	37	51	72	100	
		208	35				2	171	166	167	175	180	
HO	*HOK 1	8						8	12	12	12	12	
	LANT	26						22	24	24	24	24	
	PAC	8					4	8	6	6	6	6	
	NABS	20	20					20					
	BUWPS	62	20				4	38	42	42	42	42	
		62	20					38	42	42	42	42	
	H04S 3	3						3	2	2	2	2	
	LANT	1						1	1	1	1	1	
	PAC	4						4	4	4	4	4	
	NABS	19						19	20	22	22	22	
	NATRA	9	8	1				9	8	8	8	8	
	BUWPS	36	8	1				27	27	29	29	29	
		98	28	1			4	65	69	71	71	71	

* COMBAT FIRST LINE MODELS

CONFIDENTIAL

~~CONFIDENTIAL~~

DECLASSIFIED

TABLE 3 PROGRAM AIRCRAFT
PROGRAM INVENTORY BY STATUS AND PLANNED OPERATING ASSIGNMENTS
BY COMMAND, CLASS AND MODEL

CLASS AND MODEL	COMMAND	TOTAL	BUWEPS FR		OPERATING COMMANDS				PLANNED ASSIGNMENTS					
			NON-OPERATIONAL SUPPORT	RESERVE STOCK	READY FOR ISSUE	OPERATIONAL POOL			ON BOARD OPERATING INV.	31 MAR 1960	30 JUN 1960	30 SEP 1960	31 DEC 1960	
						NOT READY FOR ISSUE		OTHER						
						UNDG. PAR AIRLINE & PROG. MAINT.								
HR L														
HRS 3	LANT	30			6		1	23	26	26	26	26	26	26
	PAC	34					2	32	21	32	34	34	34	34
	NABS	17						17	17	15	15	15	15	15
	NATRA	11						11	9	9	9	9	9	9
	RDT&E	1						1	1	1	1	1	1	1
	BUWPS	25	25											
		118	25		6		3	84	74	83	85	85	85	85
*HUS 1	LANT	58					1	57	54	54	54	64	64	64
	PAC	92					1	81	98	103	108	113	113	113
	NABS	13						13	12	12	12	12	12	12
	BUWPS	31	31											
		194	31		2		10	151	164	169	174	189	189	189
*HUS 1Z	NABS	4						4	4	4	4	4	4	4
		4						4	4	4	4	4	4	4
		316	56		8		13	239	242	256	263	278	278	278
HR M														
*HR2S 1	LANT	14						14	16	16	14	13	13	13
	PAC	19						18	17	17	14	14	14	14
	NABS	2					1	2	2	2	2	2	2	2
	BUWPS	4	4											
		39	4				1	34	35	35	30	29	29	29
		39	4				1	34	35	35	30	29	29	29
HU														
*HU2K 1	LANT										1	4	4	4
	PAC										1	3	3	3
	RDT&E										1	1	1	1
	BUWPS	1	1								1	1	1	1
		1	1								2	3	8	8
*HUK 1	LANT	7						7	10	10	10	8	8	8
	PAC	11					1	10	11	11	11	11	11	11
	RDT&E	1						1						
	BUWPS	1	1											
		20	1				1	18	21	21	21	19	19	19
*HUS 1A	LANT	11				1		8	8	8	8	8	8	8
	PAC	7					2	7	7	7	7	7	7	7
	NABS	2						2	1	1	1	1	1	1
	RDT&E	1						1	2	1	1	1	1	1
	BUWPS	1	1											
		22	1		1		2	18	13	12	12	12	12	12
HUL 1	LANT	5						5	6	6	7	7	7	7
	PAC	5						5	6	7	7	7	7	7
	BUWPS	6	6											
		16	6					10	12	13	14	14	14	14
HUP 3	LANT									1	6	13	21	21
	PAC									3	7	11	17	17
	BUWPS	49	8	41										
		49	8	41						4	13	24	38	38
HUP 2	LANT	26						26	25	17	7	5	5	5
	PAC	40				1		34	30	25	21	12	12	12
	NABS	17					5	17	19	19	19	20	20	20
	NATRA	16						16	21	21	19	19	19	19
	NART	16						16	27	27	33	33	33	33
	RDT&E	1						1	1	1	1	1	1	1
	BUWPS	21	21											
		137	21		1		5	110	123	110	100	90	90	90
		245	38	41	2		8	156	173	171	174	181	181	181

* COMBAT FIRST LINE MODELS

~~CONFIDENTIAL~~

DECLASSIFIED

~~CONFIDENTIAL~~

TABLE 3 PROGRAM AIRCRAFT
PROGRAM INVENTORY BY STATUS AND PLANNED OPERATING ASSIGNMENTS
BY COMMAND, CLASS AND MODEL

CLASS AND MODEL	COMMAND	TOTAL	BUWEPS FR		OPERATING COMMANDS			PLANNED ASSIGNMENTS				
			NON OPERATIONAL SUPPORT	RESERVE STOCK	OPERATIONAL POOL		ON BOARD OPERATING INV.	31 MAR 1960	30 JUN 1960	30 SEP 1960	31 DEC 1960	
					READY FOR ISSUE	NOT READY FOR ISSUE						UNDG. PAR AIRLINE & PROG. MAINT.
HT	HTL 7	LANT	1					1	5	8	8	8
		PAC	5					5	5	6	6	6
		NATRA	8					8	4			
			14					14	14	14	14	14
	HTL 6	NATRA	29					29	33	35	35	35
		BUWPS	14	6	8							
			43	6	8			29	33	35	35	35
	HTL 5	LANT	2					2				
		BUWPS	1		1							
			3		1			2				
HTL 4	LANT	2					2					
	BUWPS	2		2								
		4		2			2					
AIRSHIPS		64	6	11			47	47	49	49	49	
ZP	ZS2G 1	RDT&E	1					1				
		BUWPS	11		11							
			12		11			1				
	ZS6 4	RDT&E	7		7				1	1	1	1
		BUWPS	7		7				1	1	1	1
			14		14				2	2	2	2
	*ZPG 2	LANT	5			1		4	4	4	4	4
		RDT&E	1					1	1	1	1	1
			4	1	3			5	5	5	5	5
			10	1	3	1		5	5	5	5	5
ZPG 1	RDT&E	1		1				1	1	1	1	
	BUWPS	1		1				1	1	1	1	
		30	1	22	1		6	7	7	7	7	
ZW	*ZPG 3W	LANT	2				2	4	4	4	4	
		BUWPS	2				2	4	4	4	4	
			4				4	4	4	4	4	
	*ZPG 2W	LANT	3			1		2				
RDT&E		1		1				1				
		4		1	1		2	1				
		6		1	1		4	5	4	4	4	

* COMBAT FIRST LINE MODELS

CONFIDENTIAL

DECLASSIFIED

~~CONFIDENTIAL~~

TOTAL PROGRAM AND NON-PROGRAM AIRCRAFT

TABLE 4 LOCATION OF AIRCRAFT INVENTORY BY ORGANIZATIONAL UNIT

LOCATION	UNIT	NO. OF A/C	COM-MAND	LOCATION	UNIT	NO. OF A/C	COM-MAND	LOCATION	UNIT	NO. OF A/C	COM-MAND
ABD ANTIETAM	VMA 324	22	19	ABD TANNER	HU 2 DET 78	1	11	BRAZIL	MISSION RIO DJ	1	11
ABD ATKA	HU 2 DET 70	2	11	ABD VALY FRG	VAV 12 DET 52	4	11	BREMERTON	CVS 12 HORNET	1	21
ABD BRETOW	VMA 121	20	29		VS 27	23	11		CVS 10 YORKTWN	1	21
ABD CHMPLAIN	HU 2 DET 34	1	11		MS 3	14	11	BROWN FIELD	VU 3	16	21
	HMRH 461	14	19	ABD WASP	HU 2 DET 52	1	11		VU 7	53	21
ABD DESMOINS	HU 2 DET 23	2	11		VAV 12 DET 48	4	11		NAAS 11 NAVDST	1	31
ABD EASTWIND	HU 2 DET 73	2	11		VS 31	22	11	BRUNSWICK	VP 7	12	11
ABD ESSEX	VF 13	11	11	ABD YORKTOWN	MS 11	14	11		VP 10	12	11
	VF 62	12	11		HU 2 DET 48	1	11		VP 21	12	11
	VA 176	12	11	ABD YAK	VAV 11 DET 7	4	21		NAS 1 NAV DST	4	31
	VFP 62 DET 43	3	11		VS 23	22	21		POOL BUWEPs FR	4	88
	VAV 12 DET 43	3	11	AGANA	MS 4	13	21	BUENOS AIRES	NAV ADV GROUP	1	11
	HU 2 DET 43	2	11		NAVSTA 17 ND	2	21	BUFFALO	BWR BUFFALO	1	31
	VMA 225	12	19		VCP 61	23	21		BWR RDTGE	1	70
ABD FORREESTL	VF 102	15	11		VAV 13	7	21	BURBANK	BWR BURBANK	1	31
	VA 81	12	11		VW 1	10	21		BWR RDTGE	2	70
	VF 103	16	11	AKRON	VW 3	9	21		BWR FR	45	88
	VA 83	12	11		NAS	6	21	CAMP PENDLET	VNO 6	13	29
	VA 85	12	11	ALAMEDA				CECEL FIELD	VF 174	35	11
	VAM 5	11	11		VF 91	14	21		VA 12	12	11
	VFP 62 DET 42	4	11		VF 92	14	21		VA 106	12	11
	VAN 12 DET 42	4	11		VA 93	12	21		FASRON 9	4	11
	VAV 33 DET 42	3	11		VA 94	13	21		NAS 6 NAV DST	8	31
	HU 2 DET 42	2	11		VA 95	13	21	CHASE	NAAS NAATC	149	43
ABD GLACIER	HU 2 DET 69	2	11		VP 9	12	21	CHERRY POINT	MARS MWSG 27	16	19
ABD HANCOCK	VF 134	10	21		VP 19	13	21		MSMS 14	5	19
ABD INDEPEND	VFP 62 DET 41	3	11		VP 47	12	21		MSMS 24	4	19
ABD INTREPID	VF 33	16	11		NAS ALAMEDA	38	21		MSMS 32	7	19
	VA 65	12	11		CVA 61 RANGER	1	21		VHFAW 114	20	19
	VA 66	12	11		CVA 31 RICHARD	1	21		VHFAW 115	22	19
	VA 76	11	11		CVA 14 TCHDRGA	1	21		VMA 225 DET A	8	19
	VFP 62 DET 33	3	11		CVA 34 ORISKNY	1	21		VMA 533	20	19
	HU 2 DET 33	2	11		CVA 41 MIDWAY	1	21		VNCJ 2	19	19
ABD KEARSAGE	VAV 13 DET A	3	21	ANACOSTIA	NAS 12 NAV DST	26	31		VNR 252	17	19
	VS 21	22	21		O&R BUWEPs FR	301	88		VNR 333	10	19
	HS 6	15	21		NAS ANACOSTIA	78	31		VNT 1	21	19
ABD LEXINGTM	VA 212	14	21		HQ MC FLT SECT	15	39		MCAS	16	19
ABD WALDO CO	HU 2 DET 82	1	11		NARTS	38	39		MCAS SOGES	13	39
ABD MIDWAY	VA 23	10	21		NAS RDTGE	2	70		O&R BUWEPs FR	146	88
	VF 24	12	21	ANNAPOLIS	NAF ANNAPOLIS	11	31	CMILE	MISSION VLRPSO	1	11
	VA 22	15	21	ARGENTIA	VP 23	13	13		YX 5	12	21
	VF 21	12	21		VW 11	16	11	CHINA LAKE	NAP 11 NAV DST	3	31
	VA 25	12	21		FASRON 106	2	11		NAF RDTGE	44	70
	VAM 8	9	21	ATLANTA	NAVSTA	4	11	CLEVELAND	NASA	1	70
ABD NPT NEWS	HU 2 DET 25	1	11	ATSUGI	NAS NART	26	30	COLORADO SPR	COMNAVCONAD	2	31
ABD NOHAMPTN	HU 2 DET 16	1	11		VR 21 DET	9	21	COLOMBIA	MISSION BOGOTA	1	11
ABD POCONO	HU 2 DET 92	1	11	AUSTRALIA	VHFAW 314	23	29	COLUMBUS	BWR COLUMBUS	2	31
ABD RANDOLPH	VAV 12 DET 36	1	11		VU 5	16	21		BWR RDTGE	15	70
ABD RANGER	VA 146	15	21	BALTIMORE	NAS	19	21		BWR FR	29	88
ABD RICHARD	VF 191	12	21	BARBERS PNT	BWR BALTIMORE	1	31	CRPS CHRISTI	NAS NAATC	173	43
	VA 192	12	21		BWR RDTGE	2	70	CUBI PNT	MSMS 11	11	29
	VF 193	12	21		BWR FR	45	88		VNF 251	20	29
	VA 195	12	21		GMSRON 1	20	21		VHFAW 331	20	29
	VA 196	10	21		VP 6	12	21		VHFAW 342	20	29
	VAM 4 E	3	21		VP 22	10	21		VU 3 DET A	3	21
ABD ROOSEVLT	VF 14	14	11		AIRBARSRON 2	40	21	DARLIGREN	NAS CUBI PNT	23	21
	VF 11	12	11		VR 21	11	21	DALLAS	NAF	1	31
	VA 13	12	11	BEAUFORT	FASRON 117	13	21		NAS NART	51	50
	VA 46	12	11		VU 1	17	21		BWR RDTGE	5	70
	VA 172	12	11		NAS 14 NAVDST	6	21		BWR FR	55	88
	VAM 11	7	11					DAYTON	BWGR CEN DIST	3	31
	VFP 62 DET 37	1	11	BERMUDA				DENVER	NAVCRUIT STA	2	31
ABD SARATOGA	VF 31	14	11		VP 45	13	11	DHHRAN AFB	HQTRS CHEF	1	11
	VA 34	12	11		VP 49	13	11	DOM REP	MISSION CUITRU	1	11
	VA 35	12	11	BETHPAGE	FASRON III	1	11	EDWARDS AFB	NLO	4	70
	VA 36	13	11		BWR RDTGE	18	70	EST WARTFORD	BWR EST HRTFRD	1	31
	VAM 9	11	11	BLOOMFIELD	BWR FR	28	88		BWR RDTGE	12	70
	VFP 62 DET 43	3	11		BWR RDTGE	6	70	ECUADOR	BWR FR	21	88
	VAV 12 DET 43	3	11	BOSTON	BWR FR	1	88		MISSION QUITO	1	11
ABD SARATOGA	VAV 33 DET 43	3	11		INM	5	70				
	HU 2 DET 43	1	11		ONR	1	70				

~~CONFIDENTIAL~~

DECLASSIFIED

~~CONFIDENTIAL~~

TOTAL PROGRAM AND NON-PROGRAM AIRCRAFT

TABLE 4 LOCATION OF AIRCRAFT INVENTORY BY ORGANIZATIONAL UNIT

LOCATION	UNIT	NO. OF A/C	COM-MAND	LOCATION	UNIT	NO. OF A/C	COM-MAND	LOCATION	UNIT	NO. OF A/C	COM-MAND
EGYPT	ATT CAIRO	1	11	KEY WEST	VF 101	46	11	MONTREY	NAF 12 NAVDST	43	31
EL CENTRO	MPP	10	70		MS 1	14	11	MORTON	BWR RDT&E	1	70
EL SEGUNDO	BWR EL SEGUNDO	3	31		VK 1	13	11				
	BWR RDT&E	10	70		NAS 6 NAV DST	8	31	NAMA	GMSRON 1 DET S	2	21
	BWR FR	78	88	KINGSVILLE	NAAS NAATC	221	49		VP 4	14	21
EL TORO	MEMS 15	8	29	KIRTLAND AFB	NASWF	1	31		NAF	6	21
	MARS 37	13	29		NASWF	10	70	NAPLES	VR 24 DET	7	11
	MEMS 33	4	29	KOBTAQ	VP 2	12	21		NAF	18	11
	VMF 323	23	29		FASRON 334	1	21	NEW IBERIA	NAAS NAATC	2	43
	VMF 334	20	29		NAVSTA IT ND	3	21	NEWPORT	CYS 40 TARAWA	1	11
	VMF 451	19	29	KWAJALEIN	NAVSTA 14 ND	4	21	NEW ORLEANS	NAS NART	36	50
	YMFAN 313	20	29	LAJES	NAF	1	11	NEW RIV JAX	MEMS 26	1	19
	VMA 223	22	29	LAKENURST	ZP 3	6	11		MMRL 162	19	19
	VMA 311	20	29		ZW 1	7	11		MMRL 262	20	19
	VMCJ 3	28	29		HU 2	27	11		MMRC 263	26	19
	VNR 952	22	29		NAS 4 NAV DST	3	31		VMO 1	14	19
	MMRC 363	24	29		NARTU	11	50		MCAF	6	39
	MMS AFMPAC	7	29		NATFSI	14	70	ADD BOXER	MMRL 264	21	19
	VMT 2	22	29		NAS	2	70		CYS 36 ANTETAM	1	11
	MCAS SOGES	9	39		OGR BUWEP5 FR	19	88		CVA 60 SARATOG	1	11
ELLYSON FLD	HTG 1	73	41	LANGLEY FLD	NASA	2	70		NAS NART	67	50
FALCON	NAAS 12 NAVDST	5	31	LITCHFLD PRK	NAF 11 NAV DST	2	31	NORFOLK	POOL BUWEP5 FR	1	88
FORT WORTH	BWR RDT&E	2	70		STORAGE FACLT Y	1827	88		VS 30	21	11
FUTEMA	MMRL 261	17	29	LONDON	FASRON SPC 200	7	11		VS 34	23	11
GLENVIEW	NAS NRT TRS PL	6	50	LONG BEACH	CYS 33 KERBRGE	1	21		MS 7	14	11
	NAS NART	58	50	LOS ALAMITOS	VS 37	23	21		VP 24	13	11
GLYNCO	NAS NAVCICOFFSCOL	8	44		FASRON 4 DET A	2	21		VP 44	11	11
		50	44		NAS NART	83	50		VP 54	12	11
GREECE	ATT ATHENS	1	11	LOS ANGELES	LPH 6 THETIS B	1	21		HU 2 DET 1	5	11
GROSSE ILE	NAS NART	41	50		CVA 16 LEXIGTN	1	21		FASRON 3	28	11
GTMO BAY	VU 10	11	11	MAYPORT	CYS 39 CHMPLAN	1	11		FASRON 102	9	11
	NAS 10 NAVDST	6	11		CVA 42 FDR	1	11		VRF 31	3	11
HAWTI	MISSION PTAUPR	1	11	MEMPHIS	BTG 7	100	41		NAS	1	11
ICELAND	FASRON 107	2	11		NAS	16	44		CVA 9 ESSEX	1	11
INDIA	ATT NEW DELHI	1	11		NARTU	23	50		CYS19 RANDOLPH	1	11
INDIANAPOLIS	BWR INDIANAPOLIS	1	31	MEXICO	ATT MEXICO CTY	1	11		LPH 4 BOXER	1	11
IRAN	ATT TEHRAN	1	11	MIDWAY	NAVSTA 14 ND	3	21		CVA 59 FORSTAL	3	11
IWAKUNI	VU 1	10	21	MINNEAPOLIS	NAS NART	32	50		CYS 45 VALYFRG	1	11
	VP 28	12	21	MIRAMAR	VF 51	16	21		CYS 18 NASP	1	11
	MARS 17	20	29		VA 52	10	21		CVA 62 INDEPEND	1	11
	MEMS 12	9	29		VF 53	14	21		USS ALBENMARLE	1	11
	VMA 211	20	29		VA 55	12	21		MEMS AFMPAC	7	19
	VMA 352	20	29		VA 56	13	21		NAS 5 NAV DST	17	21
	VMCJ 1	15	29		VF 111	16	21		NARTU	50	50
	VNR 253	20	29		VA 112	15	21		OGR BUWEP5 FR	412	88
	MCAF IWAKUNI	4	29		VA 113	12	21		VA 122	35	21
JACKSONVILLE	VA 44	76	11		VF 114	12	21	NORTH ISLAND	VAV 11	37	21
	VFP 62	14	11		VA 115	12	21		VAV 11 DET M	6	21
	VAP 62	9	11		VF 116	12	21		VFAW 3	35	21
	VP 5	12	11		VA 117	13	21		VS 30	22	21
	VW 4	9	11		VA 118	12	21		VP 42	12	21
	VU 10 DET	2	11		VF 121	63	21		VP 46	12	21
	NAS JAX	1	11		VA 126	45	21		VP 46	12	21
	NAS 6 NAV DST	25	31		VF 141	14	21		VR 21 DET	9	21
	NARTU	39	50		VF 142	14	21		FASRON 4	25	21
	OGR BUWEP5 FR	132	88		VA 144	13	21		FASRON 110	6	21
JAVA	ATT DJAKARTA	1	21		VA 145	14	21		VRF 32	3	21
JOHNSVILLE	NAS 4 NAV DST	8	31		VCP 63	27	21		NAS NORTH ISL	9	21
	NADC	18	70	MOFFETT FLD	VCP 63 DET M	3	21		NAS 11 NAV DST	12	31
KANEONE	MEMS 13	11	29		FASRON 12	10	21				
	VMF 232	20	29		NAS 11 NAV DST	7	31		VA 45	58	11
	VMA 232	22	29		VF 124	68	21		VA 42	21	11
	VMA 234	20	29		VF 125	27	21		VF 74	17	11
KANEONE	MMRL 161	16	29		VA 151	9	21		VF 41	17	11
	MCAS 14 ND	7	29		VA 152	13	21		VF 84	14	11
	DET	4	31		VA 153	12	21		VA 73	12	11
KEFLAVIK	VP 11	13	11		VA 155	12	21		VA 86	14	11
	VP 16	12	11		VF 211	15	21		VA 72	13	11
	VP 18	12	11		VF 213	11	21		VK 3	11	11
					VA 215	12	21		FASRON 5	1	11
					VA 216	13	21		VU 4	15	11
					NAS MOFFETT	8	21		NAS 5 NAV DST	19	31
					NAS 12 NAV DST	14	31				
					NASA	1	70				

~~CONFIDENTIAL~~

DECLASSIFIED

CONFIDENTIAL

TOTAL PROGRAM AND NON-PROGRAM AIRCRAFT

TABLE 4 LOCATION OF AIRCRAFT INVENTORY BY ORGANIZATIONAL UNIT

LOCATION	UNIT	NO. OF A/C	COM-MAND	LOCATION	UNIT	NO. OF A/C	COM-MAND	LOCATION	UNIT	NO. OF A/C	COM-MAND
OLATHE	NATECHTRAU	34	44	NOTA	VO 2	10	11	WILLOW GROVE	NAS NART	56	50
	NAS NART	40	56		VP 26	12	11				
ONTARIO	BWR FR	29	88		NAVSTA	15	11	YOKOSUKA	CONNAYFORJAPAN	1	21
OPPAMA	HU 1 DET 1	13	21	SAN DIEGO	CYS 20 BENNING	1	21	YURA	WE ATR GUN SCH	1	21
	HMS 16	5	29		CVA 19 HANCOCK	1	21		MCRAS	9	99
	NAF	97	21		CVA 38 SHANGRI	1	21				
					OGR BOWEPS FR	162	88				
PANAMA CITY	MINEDPDEVU	4	70	SANFORD	VAM 3	25	11		ARGENTINA	4	88
PT HUENEHE	LPH 5 PRINCETN	1	21		VAM 1	12	11		ATON EMER COMM	1	88
PORT ISABEL	NAAS NAATC	3	43		VAM 7	11	11		BLATZ AIRLINES	1	88
PTXNT RIVER	VW 2	10	21		FASRON 31	3	11		GAL AIR CHARTR	1	88
	VW 13	12	11	SANGLY PNT	NAS 6 NAV DST	5	31		CEN AIRLNE INC	3	88
	VW 15	11	11		VP 40	12	21		DEPT OF AGRI	2	88
	VR 1	14	11	SANTA ANA	NAVSTA	6	21		DEPT OF INT	1	88
	NAS PTXNT RIV	16	31		HMRL 183	23	29		FED AVN AGENCY	40	88
	NATC RDTGE	137	70		HMRL 361	23	29		GEN ELEC CO	1	88
					HMRL 462	19	29		LAKE CEN AIRLN	2	88
PEARL HARBOR	NAS 14 NAVDST	1	21		MCRF	2	39		NO CEN AIRLNS	2	88
PENSACOLA	NAS NABTC	253	41	SAUFLEY FLD	NAAS NABTC	224	41		OZARK AIR INC	3	88
	CYS 36ANTETAM	1	41	SCHENECTADY	INSMAT	1	70		TRANS TEX AIRW	2	88
	NATECHTRAU	19	44	SEATTLE	NAS NART	38	50		U S ARMY	6	88
	OGR BOWEPS FR	427	88	SIGONELLA	VW 2 DET B	2	11		USAF	3	88
PERU	MISSION LIMA	1	11		NAF	2	11		U S CG	1	88
PHILADELPHIA	NATECHTRAU	1	44	SO WEYMOUTH	NAGU	2	31				
	NAMC	4	70		NAS NART	57	50				
PNT ARGUELLO	NMF	2	31		NAGU	11	70				
POINT MUGU	GMSRON 1 DET 2	12	21		POOL BOWEPS FR	2	88				
	VX 4	25	21	SO AFRICA	ATT PRETORIA	1	11				
	PAC MISSLE RNG	59	31	ST LOUIS	BWR ST LOUIS	1	31				
	NAS 11 NAV DST	10	31		BWR RDTGE	12	70				
	USNMC RDTGE	14	70		BWR FR	8	88				
PORT LYAUTEY	VR 24	8	11	BUKIRON	HMRL 362	18	29				
	VMR 252 DET	2	19		VMO 2	23	29				
	NAF ADV BASE	4	11	TETERBORO	BWR TETERBORO	1	31				
PORT WASHNGT	NTDC	1	31	TATMAN	COMSEVENTHFLT	2	21				
QUANTICO	HMX 1	28	39		MANG TSO YING	1	21				
	MCAS AES 12	24	39	THAILAND	MAAG BANGKOK	2	21				
	MCAS AES 12	1	70	TRINIDAD	NAVSTA	1	11				
QUONSET PNT	VAM 12	29	11	TURKEY	MISSION ANKARA	1	11				
	VAM 33	8	11	WHDBY ISLAND	VAM 4	16	21				
	VS 32	22	11		VAM 6	13	21				
	VS 39	21	11		VAM 123	22	21				
	HS 5	14	11		VAM 2	8	21				
	HS 9	14	11		VP 1	12	21				
	VX 6	19	11		VP 17	12	21				
	VO 2	13	11		VP 50	11	21				
	CVA 11 INTREPD	1	11		NAS 13 NAV DST	14	31				
	NAS 1 NAV DST	29	31	WHITING FLD	NAAS NABTC	388	41				
	NATU	4	70	VIETNAM	MAAG SAIGON	1	21				
	OGR BOWEPS FR	157	88	WPCHTA	BWR RDTGE	1	70				
REAM FLD	HS 2	17	21								
	HS 8	12	21								
	HU 1	35	21								
	NAAS 11 NAVDST	1	31								
ROOSEVELT RDS	GMSRON 2	21	11								
	VP 8	12	11								
	VMA 224	23	19								
	FASRON 105	1	11								
	NAVSTA	14	11								

CONFIDENTIAL

DECLASSIFIED

~~CONFIDENTIAL~~

SECTION II AIRCRAFT INVENTORY, END OF MONTH

PROGRAM AND NON-PROGRAM AIRCRAFT

TABLE	PAGE
5...MAJOR PROGRAM CLASSIFICATION BY COMBAT AND NON-COMBAT TYPE AIRCRAFT	71
6...STATUS DISTRIBUTION BY CLASS AND COMMAND	72
7...STATUS DISTRIBUTION, 1950 TO DATE	73
8...NON-PROGRAM AIRCRAFT, STATUS DISTRIBUTION BY MODEL	74
9...PROGRAM AIRCRAFT, TYPE OF ORGANIZATIONAL UNIT BY CLASS	76
10...PROGRAM AIRCRAFT, ATLANTIC FLEET, TYPE OF ORGANIZATIONAL UNIT BY CLASS	78
11...PROGRAM AIRCRAFT, PACIFIC FLEET, TYPE OF ORGANIZATIONAL UNIT BY CLASS	79

SPECIAL TABLES

12...MAN-CARRYING DRONES BY COMMAND AND STATUS DISTRIBUTION BY MODEL	80
13...AIRCRAFT ON LOAN TO NAVY	80

CHARTS

1...AIRCRAFT INVENTORY AND PLANNED ASSIGNMENT DATA	69
2...MONTH-END INVENTORY OF PROGRAM AIRCRAFT BY STATUS, JUNE 1955 TO DATE	71
3...TOTAL NAVY PROGRAM AIRCRAFT BY ORGANIZATIONAL UNITS	77

~~CONFIDENTIAL~~

CONFIDENTIAL

STATUS OF NAVY AIRCRAFT INVENTORY

SCOPE OF SECTION II

Navy aircraft "inventory" is comprised of all aircraft which have been accepted, but not stricken, by the Navy. An aircraft is accepted when legal custody is assumed by the Navy, and is stricken when officially separated from Navy custody by the signature of the Deputy Chief of Naval Operations (Air) to the monthly notice "Separations From and Reinstatements To the Navy list of aircraft".

Navy aircraft are presented under three basic classifications: STATUS, KIND OR CLASS and CONFIGURATION, and CUSTODY. "Status" refers to the classification of the functional employment or condition of aircraft; that is, generally, either undergoing, awaiting, or enroute to either operating, standard rework, special rework, storage, final disposition, or evaluation to determine next action. "Kind or Class and Configuration" refers to physical characteristics; as to general mission purpose of Navy aircraft design, e.g., fighter, attack, patrol, transport, etc. "Sub-Class" refers to the next lower level of classification into more specific mission purpose of design, e.g., all-weather, photographic, etc. "Custody" refers to organizational location; that is, administrative control of assignment, logistic support, and employment of aircraft; and, responsibility to account for and otherwise provide information about aircraft.

Included in Section II are selected inventory statistics for all Navy aircraft except non-man-carrying target drones and guided missiles. (Man-carrying drones and aircraft on loan to Navy are included in tables 12 and 13, but are excluded from all others in Section II.) Succeeding tables and listings represent successive breakdowns, in varying degree of detail, of current TOTAL INVENTORY.

GLOSSARY OF TERMS (AIRCRAFT)

TOTAL INVENTORY - Comprises all man-carrying Naval aircraft (including man-carrying drones) in the custody of all Navy and Marine organizations and units which have been accepted but not yet stricken. Total inventory may be divided into Program and Non-Program categories.

PROGRAM AIRCRAFT - Comprise all production aircraft in the physical custody of Navy and Marine units for which current or future operation within an authorized allowance is intended or can reasonably be expected. Stated differently, the program category includes operating, logistic support and reserve stock aircraft.

NON-PROGRAM AIRCRAFT - Comprise all aircraft of project development and service test (BIS) configuration, target drones (man-carrying), aircraft retired but not yet stricken (including contingency reserve), and aircraft on loan or on bailment contracts.

OPERATIONAL AIRCRAFT - This grouping includes all program aircraft in the controlling custody of the operating commands (COMNAVAIRLANT, COMNAVAIRPAC, CNATRA, CNARESTRA, NABS, and BUWEPS RDT&E) i.e., operating and operational pool aircraft.

OPERATING AIRCRAFT - are those aircraft in the custody of designated units for flight in performance of a Navy mission therefor, in accordance with, and in direct assignment against OPNAV planned operating assignments. Operating aircraft may be further classified by primary mission of unit having custody - "Combat", "Direct Combat Support", "Indirect Combat Support", "Air Training" and "Reserve (USNR-USMCR) Training".

LOGISTIC SUPPORT - Comprise aircraft in the Non-Operational Support and Operational Pool categories (see below).

OPERATIONAL POOL AIRCRAFT - are non-operating aircraft in custody of the operating command, i.e., pipeline aircraft in support of the operating program. Pool aircraft are often further classified as between "Ready For Issue" (those new or newly reworked aircraft awaiting issue to an operating unit) and "Not Ready For Issue" (aircraft in process of rework or return to BUWEPS).

NON-OPERATIONAL SUPPORT - aircraft are those in custody of BUWEPS (Fleet Readiness) for purposes of rework.

RESERVE STOCK - are program aircraft in the controlling custody of BUWEPS (FR) which are not currently and actively engaged in any of the various logistic processes (i.e., in, awaiting or enroute to operating or to rework) required in normal transition through standard service life.

CONTINGENCY RESERVE - aircraft are those which have been retired from the program inventory as a consequence of completion of standard service life but which have been retained in the inventory to alleviate mobilization deficiencies. Only those aircraft are retained in contingency reserve for which spare part support is available for at least one more overhaul and one more service tour.

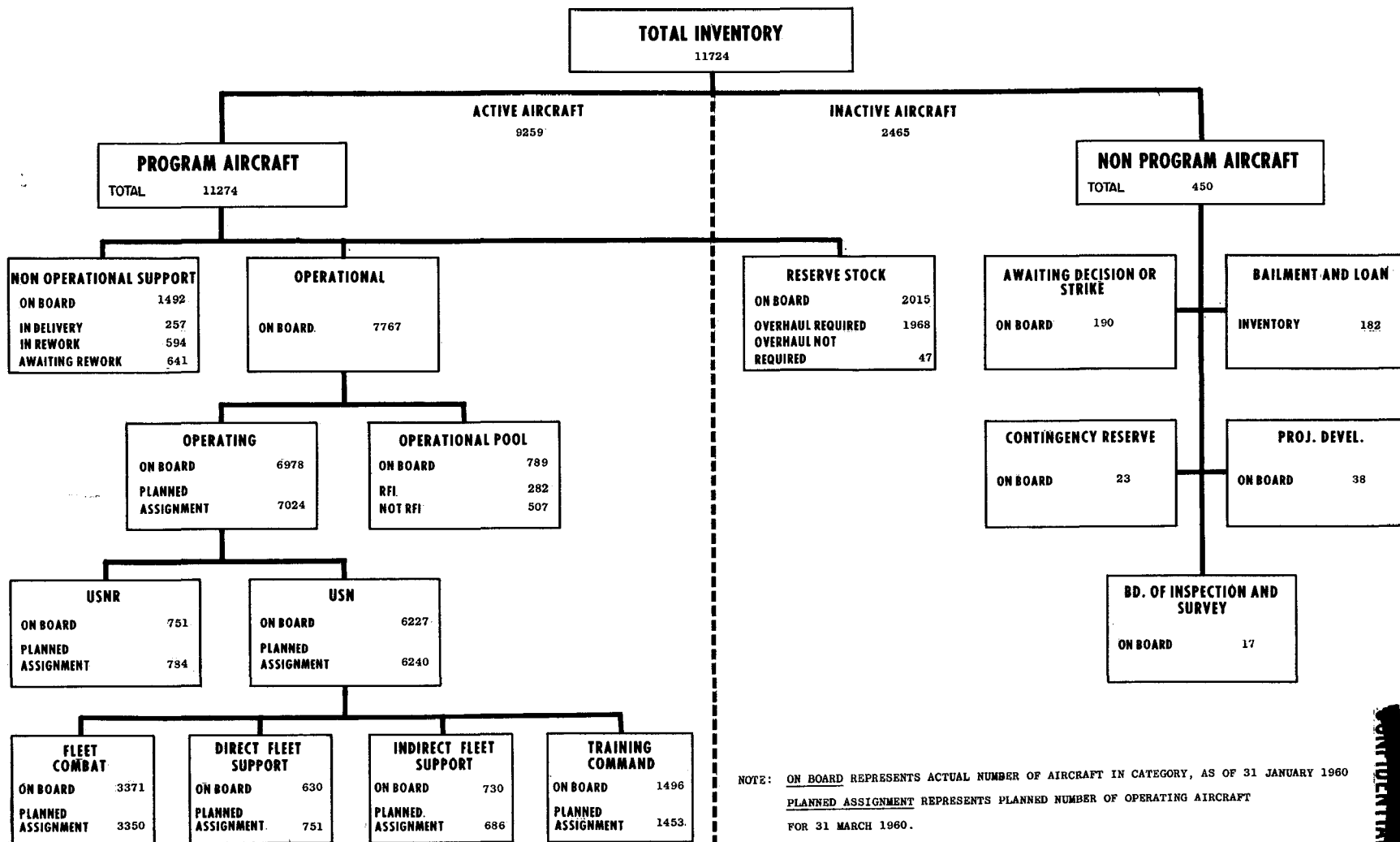
ACTIVE AIRCRAFT - Operating aircraft and aircraft currently engaged in logistic support of operating aircraft.

INACTIVE AIRCRAFT - Non-program and Reserve Stock aircraft.

CONFIDENTIAL

DECLASSIFIED

AIRCRAFT INVENTORY AND PLANNED ASSIGNMENT DATA



NOTE: ON BOARD REPRESENTS ACTUAL NUMBER OF AIRCRAFT IN CATEGORY, AS OF 31 JANUARY 1960
PLANNED ASSIGNMENT REPRESENTS PLANNED NUMBER OF OPERATING AIRCRAFT
 FOR 31 MARCH 1960.

DECLASSIFIED

69

CONFIDENTIAL

CONFIDENTIAL

DECLASSIFIED

TOTAL AIRCRAFT INVENTORY

TABLE 5

MAJOR PROGRAM CLASSIFICATIONS BY COMBAT AND NON-COMBAT TYPE

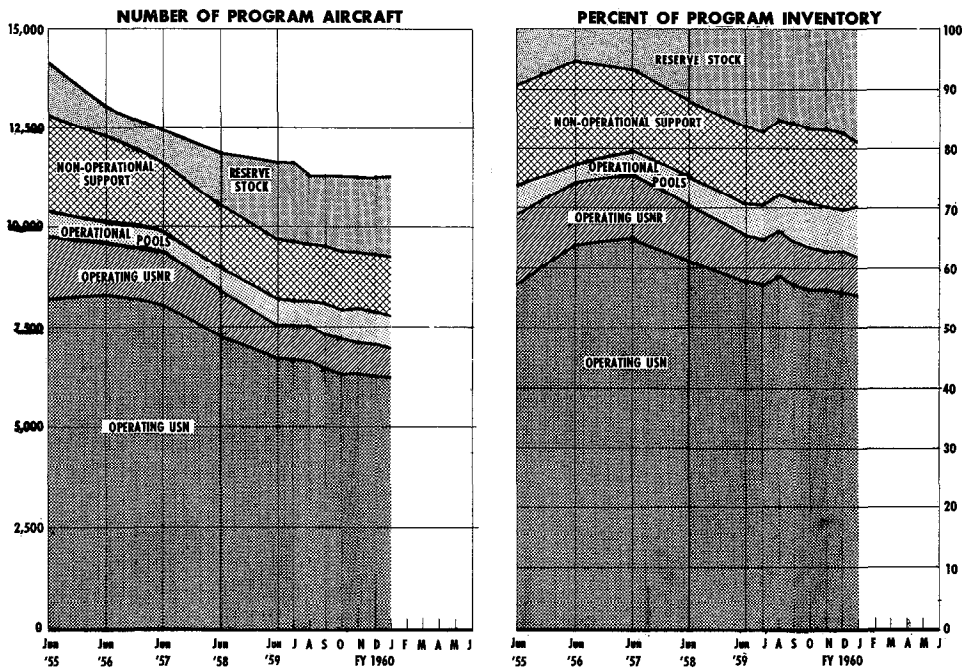
PROGRAM & NON-PROGRAM

PROGRAM CLASSIFICATION	31 JANUARY 1960					31 DECEMBER 1959				
	GRAND TOTAL	HEAVIER-THAN-AIR			LIGHTER THAN AIR	GRAND TOTAL	HEAVIER-THAN-AIR			LIGHTER THAN AIR
		TOTAL	COMBAT TYPE	NON-COMBAT TYPE			TOTAL	COMBAT TYPE	NON-COMBAT TYPE	
TOTAL INVENTORY	11,724	11,688	7,290	4,398	36	11,737	11,699	7,347	4,352	38
PROGRAM AIRCRAFT	11,274	11,238	6,977	4,261	36	11,257	11,221	7,002	4,219	36
Operational	7,767	7,755	4,927	2,828	12	7,842	7,820	4,996	2,834	12
Operating	6,978	6,968	4,345	2,623	10	7,064	7,053	4,372	2,681	11
U. S. Navy	6,227	6,217	3,751	2,466	10	6,288	6,277	3,759	2,518	13
U. S. Navy Reserve	751	751	594	157	-	776	776	613	163	-
Operational Pools	789	787	582	205	2	778	777	624	153	1
RFI	282	280	212	68	2	322	321	250	71	1
Not RFI	507	507	370	137	-	456	456	374	82	-
Non-Operational Support	1,492	1,491	1,025	466	1	1,471	1,469	1,052	416	2
Delivery	257	257	174	83	-	272	272	191	81	-
Rework	594	593	389	204	1	552	550	374	176	2
Avtg. Rework	641	641	472	169	-	647	647	488	159	-
Reserve Stock	2,015	1,992	1,015	977	23	1,944	1,922	953	969	22
Overhaul Required	1,968	1,952	992	960	16	1,898	1,883	931	952	15
Overhaul Not Required	47	40	23	17	7	46	39	22	17	7
NON-PROGRAM AIRCRAFT	450	450	313	137	-	480	478	345	133	2
Awaiting Decision or Strike	190	190	154	36	-	195	195	158	37	-
Contingency Reserve	23	23	21	2	-	44	44	42	2	-
Project Development	38	38	30	8	-	37	37	31	6	-
Bailment and Loan	182	182	92	90	-	182	182	95	87	-
Board of Inspection and Survey	17	17	16	1	-	22	20	19	1	2

CHART 2

TOTAL PROGRAM AIRCRAFT BY STATUS

30 JUNE 1955 TO DATE



DECLASSIFIED

TABLE 6

TOTAL AIRCRAFT INVENTORY
STATUS DISTRIBUTION BY CLASS & COMMAND
PROGRAM & NON-PROGRAM

CLASS AND COMMAND	PROGRAM										NON - PROGRAM						
	GRAND TOTAL	TOTAL	OPERATING	LOGISTIC SUPPORT						RESERVE STOCK	TOTAL	AWTG DECISION	AWTG STRIKE	CONTINGENCY RESERVE	PRO-JECT DEVELOPMENT ^{a/}	BAILMENT & LOAN	BOARD OF INSPECTION & SURVEY
				OPERATIONAL		NON-OPERATIONAL SUPPORT											
				OPT'L. POOL	NOT RFI	IN DELIVERY	IN REWORK	AWTG. REWORK	RFI								
TOTAL	11,724	11,274	6,978	282	507	257	594	641	2,015	150	87	103	23	38	182	17	
Fighter	2,744	2,631	1,320	134	182	59	89	181	656	113	34	2	15	15	44	3	
VF(DAY)JET	1,492	1,492	647	73	107	21	52	111	481	26	2	-	-	6	15	3	
VF(AW)JET	872	789	500	50	64	26	27	55	68	83	32	2	15	9	25	-	
VF(F)JET	224	221	99	11	4	11	4	1	91	3	-	-	-	-	3	-	
VF(D)JET	87	86	51	4	4	1	4	13	13	1	-	-	-	-	1	-	
VF(KD)JET	15	15	9	-	-	-	-	-	6	-	-	-	-	-	-	-	
VF(Q)JET	28	28	24	-	1	-	2	1	-	-	-	-	-	-	-	-	
Attack	2,529	2,267	1,511	46	123	92	116	192	287	162	22	88	6	9	25	12	
VA(DAY)JET	1,181	1,148	866	32	83	76	16	26	49	33	10	-	5	6	8	4	
VA(AW)JET	10	1	-	-	-	1	-	-	-	9	-	-	-	-	9	-	
VA(P)JET	26	22	18	-	-	2	2	-	-	4	-	-	-	-	2	2	
VA(Q)JET	16	13	7	-	-	3	2	1	-	3	-	-	-	-	1	2	
VA(HT)JET	6	4	-	-	-	-	-	-	-	-	-	-	-	-	-	-	
VA(H)JET	156	151	114	-	24	-	-	5	-	5	-	-	-	-	3	-	
VA(DAY)PROP	751	650	346	8	9	7	67	90	131	93	8	84	1	-	-	-	
VA(AW)PROP	159	157	67	5	1	1	7	50	26	2	2	-	-	-	-	-	
VA(M)PROP	198	194	77	1	6	2	14	20	74	4	-	-	-	1	1	2	
VA(P)PROP	15	13	6	-	-	-	-	-	7	2	2	-	-	-	-	-	
VA(Q)PROP	6	6	6	-	-	-	-	-	-	5	-	-	-	-	1	-	
VA(H)PROP	5	-	-	-	-	-	-	-	-	-	-	-	-	-	-	-	
Anti-Submarine	626	614	465	14	26	6	47	56	-	12	-	3	-	1	8	-	
V3	626	614	465	14	26	6	47	56	-	12	-	3	-	1	8	-	
Patrol	750	747	509	8	17	10	103	38	62	3	-	-	-	2	1	-	
VP(L)	561	559	386	4	13	7	70	31	48	2	-	-	-	1	1	-	
VP(S)	183	182	119	4	4	3	32	6	18	1	-	-	-	1	-	-	
VP(LD)	6	6	4	-	-	-	1	1	-	-	-	-	-	-	-	-	
Warning	112	110	96	2	17	-	8	-	10	2	-	-	-	-	1	1	
VW(MEA)	7	7	3	4	-	-	-	-	-	-	-	-	-	-	-	-	
VW(ADM)	127	126	93	5	17	-	1	-	20	1	-	-	-	-	1	-	
VW(Q)	8	7	-	-	-	-	7	-	1	-	-	-	-	-	1	1	
Observation	48	48	39	3	2	1	-	3	-	-	-	-	-	-	-	-	
VO	48	48	39	3	2	1	-	3	-	-	-	-	-	-	-	-	
Transport	616	571	416	5	27	6	53	6	58	45	-	-	-	-	45	-	
VR(H)	165	164	128	2	17	3	13	1	-	1	-	-	-	-	1	-	
VR(M)	371	329	222	3	4	3	36	3	58	42	-	-	-	-	42	-	
VR(C)	80	78	66	-	6	-	4	2	-	2	-	-	-	-	2	-	
Utility	195	191	22	-	5	8	20	2	56	4	4	-	-	-	-	-	
VU(SAR)	99	99	60	-	4	5	14	7	9	-	-	-	-	-	-	-	
VU(TOW)	80	77	26	-	1	-	5	1	44	3	3	-	-	-	-	-	
VU(TED)	16	15	7	-	-	3	1	1	3	1	1	-	-	-	-	-	
Training	3,029	2,959	1,797	51	80	29	92	100	810	70	25	1	2	7	35	-	
VT(JET)	1,068	1,037	619	34	43	27	20	38	256	31	18	-	-	6	7	-	
VT(D)(JET)	16	14	9	-	1	-	-	1	3	2	1	-	-	-	1	-	
VT(KD)(JET)	9	7	1	-	-	-	-	-	6	2	1	-	-	-	1	-	
VT(ME)(PROP)	778	771	478	13	3	-	1	8	268	7	5	-	-	-	2	-	
VT(MEP)	39	39	27	-	1	-	-	2	9	-	-	-	-	-	-	-	
VT(SE)(PROP)	1,061	1,058	650	4	32	2	66	51	25	3	1	1	1	1	1	-	
VT(S)(PROP)	42	17	-	-	-	-	-	2	15	-	-	-	-	-	-	-	
VT(NAV)(PROP)	6	6	3	-	-	-	-	-	-	-	-	-	-	-	23	-	
VT(D)(PROP)	10	10	10	-	-	-	-	-	-	-	-	-	-	-	-	-	
Rotary Wing	1,008	970	712	10	28	46	65	56	53	28	2	9	-	4	23	-	
HS	229	208	171	-	2	6	25	4	-	21	-	5	-	3	13	-	
HO	99	98	65	-	4	11	10	7	1	1	-	-	-	-	1	-	
HR(L)	316	316	239	8	13	24	13	19	-	-	-	-	-	-	-	-	
HR(M)	41	39	34	-	1	2	1	1	-	2	-	-	-	1	1	-	
HU	250	245	156	2	8	3	14	21	41	5	1	-	-	4	4	-	
HT	73	64	47	-	-	-	2	4	11	9	1	-	-	-	4	-	
Airships	37	36	10	2	-	-	1	-	23	1	-	-	-	-	-	1	
ZP	30	30	6	1	-	-	1	-	-	-	-	-	-	-	-	-	
ZW	7	6	4	1	-	-	-	-	1	1	-	-	-	-	-	-	
COMMAND																	
LANT	2,101	2,101	1,856	119	126	-	-	-	-	-	-	-	-	-	-	-	
PAC	2,551	2,553	2,169	138	246	-	-	-	-	1	1	-	-	-	-	-	
NABS	550	550	544	-	6	-	-	-	-	-	-	-	-	-	-	-	
NATRA	1,589	1,589	1,496	18	75	-	-	-	-	-	-	-	-	-	-	-	
NART	810	810	751	7	52	-	-	-	-	-	-	-	-	-	-	-	
RTDZE	324	164	162	-	2	-	-	-	-	160	-	-	-	38	105	17	
BUMERS	3,796	3,507	-	-	-	257	594	641	2,015	289	86	103	23	-	77	-	

^{a/} Project Development - A new non-program aircraft category, established with 30 June 1958 date, which includes both the Research and Development "Y-Project" aircraft and Experimental aircraft.

DECLASSIFIED

CONFIDENTIAL

TABLE 7

STATUS DISTRIBUTION BY CLASS & COMMAND
PROGRAM & NON-PROGRAM

CLASS AND COMMAND	PROGRAM									NON - PROGRAM							
	GRAND TOTAL	TOTAL	OPERATIONAL		NON-OPERATIONAL SUPPORT					RESERVE STOCK	TOTAL	AWTG. b/ DE-CISION	AWTG. STRIKE	CONTIN- GENCY RESERVE	PRO- JECT DE- VELOP- MENT c/	RAIL- MENT & LOAN	BOARD OF INSPEC- TION & SURVEY
			OPER- ATING	LOGISTIC SUPPORT		IN DELIVERY	IN REWORK	AWTG. REWORK									
				OPT' L. POOL	RFI				NOT RFI								
30 JUNE																	
1950	14,095	13,891	6,177	553	-	535	965	869	4,792	204	119	-	-	42	43	-	
1951	13,532	13,174	7,369	797	-	610	1,053	877	2,468	358	269	-	-	43	46	-	
1952	13,846	13,475	8,814	836	-	677	1,031	818	1,299	371	269	-	-	35	67	-	
1953	14,723	14,012	9,946	1,167	-	685	835	675	704	711	574	-	-	33	104	-	
1954	15,536	14,151	9,733	1,025	-	588	847	880	1,078	1,385	1,197	-	-	24	118	46	
1955																	
31 March	16,318	14,080	9,559	851	-	624	1,010	937	1,099	2,238	581	-	1,128	16	159	54	
30 June	16,504	14,110	9,761	644	23	612	924	857	1,319	2,364	126	503	1,508	18	163	46	
30 September	16,780	14,159	9,715	513	31	598	1,036	774	1,462	2,621	126	831	1,431	13	170	50	
31 December	17,079	13,710	9,578	460	26	626	1,038	775	1,207	3,369	148	2,145	617	11	191	57	
1956																	
31 March	17,067	13,554	9,692	442	46	539	1,063	718	1,054	3,513	125	2,527	590	8	200	63	
30 June	15,761	13,003	9,687	371	32	482	981	764	686	2,758	131	1,592	734	9	236	57	
30 September	14,714	12,752	9,596	350	15	369	943	745	734	1,962	201	602	829	8	266	56	
31 December	14,853	12,573	9,553	364	18	391	892	618	737	1,680	158	336	853	8	265	60	
1957																	
31 March	13,933	12,556	9,557	400	17	380	767	604	841	1,367	103	169	760	7	275	53	
30 June	13,958	12,434	9,421	471	21	362	718	624	817	1,524	196	137	870	5	270	46	
30 September	12,748	12,065	9,338	180	295	348	776	444	684	683	58	160	145	5	272	43	
31 December	12,786	12,140	9,275	100	354	373	756	422	860	646	66	133	150	3	252	42	
1958																	
31 March	12,865	12,214	9,039	112	390	391	758	464	1,060	651	93	149	150	-	223	36	
30 June	12,573	11,924	8,424	198	373	259	764	515	1,391	649	59	221	56	58	226	29	
30 September	12,087	11,629	8,415	124	442	242	678	395	1,363	458	27	121	4	49	230	27	
31 December	12,098	11,659	8,147	116	455	290	661	479	1,511	439	40	94	4	44	237	20	
1959																	
31 March	12,048	11,607	7,657	170	452	221	690	563	1,854	441	66	77	9	35	235	19	
30 June	12,067	11,597	7,562	145	462	274	617	589	1,948	470	104	84	14	32	212	24	
30 September	11,700	11,296	7,277	323	498	207	624	590	1,777	404	73	57	27	35	197	15	
31 December	11,737	11,257	7,064	322	456	272	552	647	1,944	480	64	131	44	37	182	22	
1960																	
31 January	11,724	11,274	6,978	282	507	257	594	641	2,015	450	87	103	23	38	182	17	

a/ Commencing with 30 April 1955 data, "Operational Pool" aircraft was broken by "For Use" and "For BUMEPS" until 30 June 1957. Commencing with 31 July 1957 data, "Operational Pool" aircraft is broken by "RFI" and "Not RFI".

b/ Includes aircraft both in "Awaiting Decision" and "Awaiting Strike" status for period June 1950 through 31 May 1957.

c/ Project Development - A new non-program aircraft category, established with 30 June 1958 data, which includes both the Research, Development, Test and Evaluation "X-Project" aircraft and Experimental aircraft.

CONFIDENTIAL

~~CONFIDENTIAL~~

DECLASSIFIED

DISTRIBUTION OF NON-PROGRAM AIRCRAFT BY MODEL

TABLE 8

CLASS & MODEL	GRAND TOTAL	AWTG. DECISION	AWTG. STRIKE	MAP	CONT. RE-SERVE	BAIL-MENT	LOAN	PROJ. DEV.	BRD. OF INSP. & SURVEY	CLASS & MODEL	GRAND TOTAL	AWTG. DECISION	AWTG. STRIKE	MAP	CONT. RE-SERVE	BAIL-MENT	LOAN	PROJ. DEV.	BRD. OF INSP. & SURVEY
TOTAL	450	87	9	94	23	98	84	38	17										
Fighter	113	34	2		15	33	11	15	3	VA(H)JET	5					3		2	
VF(DAY)JET	26	2				9	6	6	3	A3D-2	2					2		1	
F8U-2	1					1				Y/A3D-2	1					1		1	
YF8U-2	3									A3D-1	1					1		1	
F8U-1	4					4		2		Y/A3D-1	1								
Y/F8U-1	2						1	2		VA(DAY)PROP	52	8		84	1				
F11F-1	3					2		3		AD-5	9	8			1				
Y/F11F-1	3						1	3		AD-4A	84								
F11F-1F	1									VA(AW)PROP	2	2							
F8F-8	1	1								AD-5W	2	2							
F8F-6	1	1								VA(M)PROP	4					1		1	2
P2F-2	4						4			WF-2	1					1		1	2
P2H-2	1					1				Y/WF-2	1							1	
F7-4	1					1		1		YWF-2	2								
Y/F7-4	1									VA(P)PROP	2	2							
VP(AW)JET	83	32	2		15	23	2	2		AJ-2F	2	2							
F2H-4	19	12			7					VA(H)PROP	5		4			1			
F2H-3	12	2	2		8					AL-2	4		4			1			
F2H-2	5					5				AL-1	1								
F2H-2H	2					2				Anti-Submarine	12				3	8		1	
Y/F2H-2H	1							1		VS	12				3	8		1	
F4H-1	9					9				SZF-3	7				7				
F3D-2	3	1				2				SZF-1	4			3	1			1	
F3D-2T2	16	16								Y/SZF-1	1							1	
F3D-2H	2					2				Patrol	3					1		2	
F3D-1	2					1		1		VP(L)	2					1		1	
Y/F3D-1	1									F2V-7SK	1					1			
F4D-1	2					2		7		Y/F2V-7W	1							1	
Y/F4D-1	7									VP(S)	1							1	
XF4D-1	1						1			Y/FM-552 ..	1							1	
Y/F4D-1	1	1								Warning	2					1			1
VF(P)JET	3					1	2			VM(ASW)	1					1			
F9F-8P	3					1	2			VM-2E	1					1			
VF(D)JET	1									VM(Q)	1								1
F8U-1D	1									VM-2Q	1								1
Attack	162	22	4	84	6	23	2	9	12	Transport	45					3	42		
VA(DAY)JET	33	10			5	6	2	6	4	VR(H)	1						1		
A4D-2	1						1	5		R5D-4R	1							1	
Y/A4D-2	5					4				VR(M)	22					1		2	
A4D-2H	4									R4D-6	2							4	
Y/A4D-2H	4					1	1			R4D-5	4							4	
A4D-1	2					1				R4D-6R	23					1		20	
FJ-4B	1					1		1		R4D-5R	9							9	
F9F-8B	15	10			5					R4D-6Z	3							3	
Y/FJ-4B	1									R4D-5Z	1							1	
VA(AW)JET	9					9													
A3J-1	9					9													
VA(P)JET	4					2		2											
A3D-2P	2					2													
YA3D-2P	2																		
VA(Q)JET	3					1		2											
A3D-2Q	1					1		2											
YA3D-2Q	2							2											
VA(RT)JET	2							2											
YA3D-2T	2							2											

~~CONFIDENTIAL~~

DECLASSIFIED

~~CONFIDENTIAL~~

DISTRIBUTION OF NON-PROGRAM AIRCRAFT BY MODEL

TABLE 8

CLASS & MODEL	GRAND TOTAL	AWTG. DECISION	AWTG. STRIKE	MAP	CONT. RE-SERVE	BAIL-MENT	LOAN	PROJ. DEV.	BRD. OF INSP. & SURVEY	CLASS & MODEL	GRAND TOTAL	AWTG. DECISION	AWTG. STRIKE	MAP	CONT. RE-SERVE	BAIL-MENT	LOAN	PROJ. DEV.	BRD. OF INSP. & SURVEY
VR(C)	2					2				Rotary Wing	38	2	2	7		23		4	
VF-1	2					2				HS	21		5		13			3	
Utility	4	4								HSS-2	6				6				
VU(TOW)	3	3								HSS-1	7				7				
JD-1	3	3								Y/HSS-1	1							1	
VU(TOW)D	1	1								HSS-1N	5		5						1
JD-1D	1	1								Y/HSS-1N	1								1
										Y/HSL-1	1								1
Training	70	25	1		2	6	29	7		HO	1				1				
VT(JET)	21	18				5	2	6		HOK-1	1				1				
T2J-1	2					2				HR	2				1				1
Y/T2J-1	4							4		HR2S-1	1				1				
Y/T2V-1	1							1		Y/HR2S-1	1								1
TV-2	19	18					1	1		HU	5	1				4			
Y/TV-2	1							1		HUX-1	2					2			
F9F-ST	4					3				HUL-1	1					1			
										HUP-2	2	1				1			
VT(D)JET	2	1						1		HT	9	1	2	2		4			
TV-2D	2	1						1		HTK-1	3					3			
VT(KD)JET	2	1						1		HTL-7	1					1			
TV-2KD	2	1						1		HTL-3	3	1	2			1			
VT(ES)PROP	7	5						2		HTL-4	2			2					
JRB-6	4	4								Airships	1								1
JRB-4	1							1		ZB	1								1
SBE-5	2	1						1		YZPC-3W	1								1
VT(SB)PROP	2		1			1		1											
Y/T-34B	1							1											
T-28B	1							1											
SNJ-5	1		1																
VT(S)PROP	25					2		23											
R4D-6Q	8					1		7											
R4D-5Q	4					1		3											
R4D-6S	12							12											
R4D-5S	1							1											

~~CONFIDENTIAL~~

DECLASSIFIED

PROGRAM AIRCRAFT INVENTORY
TYPE OF ORGANIZATIONAL UNIT BY CLASS

TABLE 9

UNIT TYPE	TOTAL	CLASS OF AIRCRAFT														
		VF JET	VF PROP	VA JET	VA PROP	VS	VP	VW	VO	VR	VU	VT JET	VT PROP	H	Z	
TOTAL	11274	2631		1339	1028	614	747	140	48	571	191	1058	1901	970	36	
OPERATING	6978	1330		1009	502	465	509	96	39	416	93	629	1168	712	10	
LOGISTIC SUPP	2281	645		281	288	149	176	34	9	97	42	164	188	205	3	
RESERVE STOCK	2015	656		49	238		62	10		58	56	265	545	53	23	
OPERATING UNITS																
FLEET COMBAT	3371	964		766	339	201	358	81	39	145		40	7	483	8	
USN	2988	569		541	335	201	358	81		56				239	8	
VF BAY	227	227														
VF AW	227	215		12												
VA JET	392	12		371	9											
VA PROP	229			23	206											
VA H	113			113												
VFP PHOTO	27	27														
VAV AEW	109				108	1										
VFAW	26	26														
GMGRU	30	30														
VQ ECM	18			7	6		5									
VAP PHOTO	9			8	1											
VCP PHOTO	44	32		7	5											
VS	200					200										
HS	146													146		
VP LAND	237									237						
VP SEA	116									116						
ZP	4														4	
VW AEW NEA	31							30			1					
VW BARRIER	51							51								
ZW BARRIER	4														4	
HU	99													99		
VR TAC SUPP	55										55					
USMC	983	335		225	4				39	89		40	7	244		
NAV MEDRONS	82			1	4					26		40	5	6		
VNF	167	167														
VNF AW	117	117														
VNA	224			224												
VNCJ	31	31														
VNR	63										63					
HNR	231									3				228		
VNO	46									36				10		
DIR FLEET SUPP	630	78		14	17	6	19	1		95	66	180	125	29		
USN	566	78		14	17	6	19	1		89	65	134	117	26		
OPTEVFOR	61	13		13		4	9			7	5	3	3	4		
FASRON	83	1			2	2		1		24	4	13	36			
VO	112	58			7		2			1	3	3	2	3		
FERRY SQRNS	8									8						
FLEET TRNG	164	1		1		6				8		113	34	1		
FLEET BASES	112	5		1	5	2				23	26	2	33	15		
CV & AV UTIL	29				2					23	1			3		
USMC	44									6	1	46	8	3		
FMF & FMG	14									5		5	4			
VMT	39											39				
FLEET BASES	11									1	1	2	4	3		
IND FLEET SWPP	788	78		25	31	4	13	9		189	25	98	288	77	2	
NASS & NAS	413	12			7	1	1	3		62	16	73	206	32		
HMK	28													28		
BNGR & BWR	16									2			14			
ROD & E	162	63		25	12	3	14	6		10	4	8	6	9	2	
ATT & MISS	23									16	3		3	1		
USMCAS	86				12					19		9	39	7		
NATRA	1236	110		131	43	89	20	5		15	2	277	721	83		
BASIC	850	6			1					3	2	165	629	72		
ADVANCED	387	54		131	42	89	20			6		102	54	9		
TECHNICAL	109	50						5		4		10	38	2		
NART	751	163		73	72	165	97			52		42	47	40		
NON-OPERATING UNITS																
LOGISTIC SUPP	2281	645		281	288	149	176	34	9	97	42	164	188	205	3	
OPTL POOLS	789	316		139	30	40	25	26	5	32	5	78	33	38	2	
RFI	282	134		32	14	14	8	9	3	5		34	17	10	2	
NOT RFI	507	182		107	16	26	17	17	2	27	5	44	36	28		
NON OPTL SUPP	1492	329		142	258	109	151	8	4	65	37	86	135	167	1	
DELIVERY	237	59		82	10	6	10		1	6	8	27	2	46		
REWORK	594	89		28	88	47	103	8		53	20	20	72	65	1	
AWTG REWORK	641	181		32	160	56	38		3	6	9	39	61	56		
RESERVE STOCK	2015	656		49	238		62	10		58	56	265	545	53	23	
O/H REQUIRED	1967	646		49	232		54	10		57	56	264	530	53	16	
O/H NOT REQ	48	10			6		8			1		1	15		7	

DECLASSIFIED

Chart 3

~~CONFIDENTIAL~~

TYPE OF ORGANIZATIONAL UNIT

▨ OPERATING INVENTORY
■ PLANNED ASSIGNMENT

▩ NON-OPERATING INVENTORY

(OPERATING INVENTORY VS PLANNED ASSIGNMENT)

OPERATING UNITS

FLEET COMBAT UNITS

CARRIER AIR GROUPS

CARRIER SPECIAL SQUADRONS

ANTI-SUBMARINES SQUADRONS

PATROL SQUADRONS

MINING, AEW, BARRIER
& HU SQUADRONS

VR TAC SUPP SQDONS

MARINE COMBAT SQUADRONS

DIRECT FLEET SUPPORT

DEVELOPMENT, UTILITY, &
FERRY SQUADRONS

FASRONS, AV & CV UTILITY, FLT
TRAINING, & BASES OVERSEAS

MARINE FLEET SUPPORT
SQUADRONS

INDIRECT FLEET SUPPORT

NAVY & MARINE BASES
& AIR STATIONS

RESEARCH, DEVELOPMENT,
TEST & EVALUATION

ATTACHES & MISSIONS; BAR

NAVAL AIR TRAINING COM.

NAVAL AIR RESERVE

NON-OPERATING UNITS

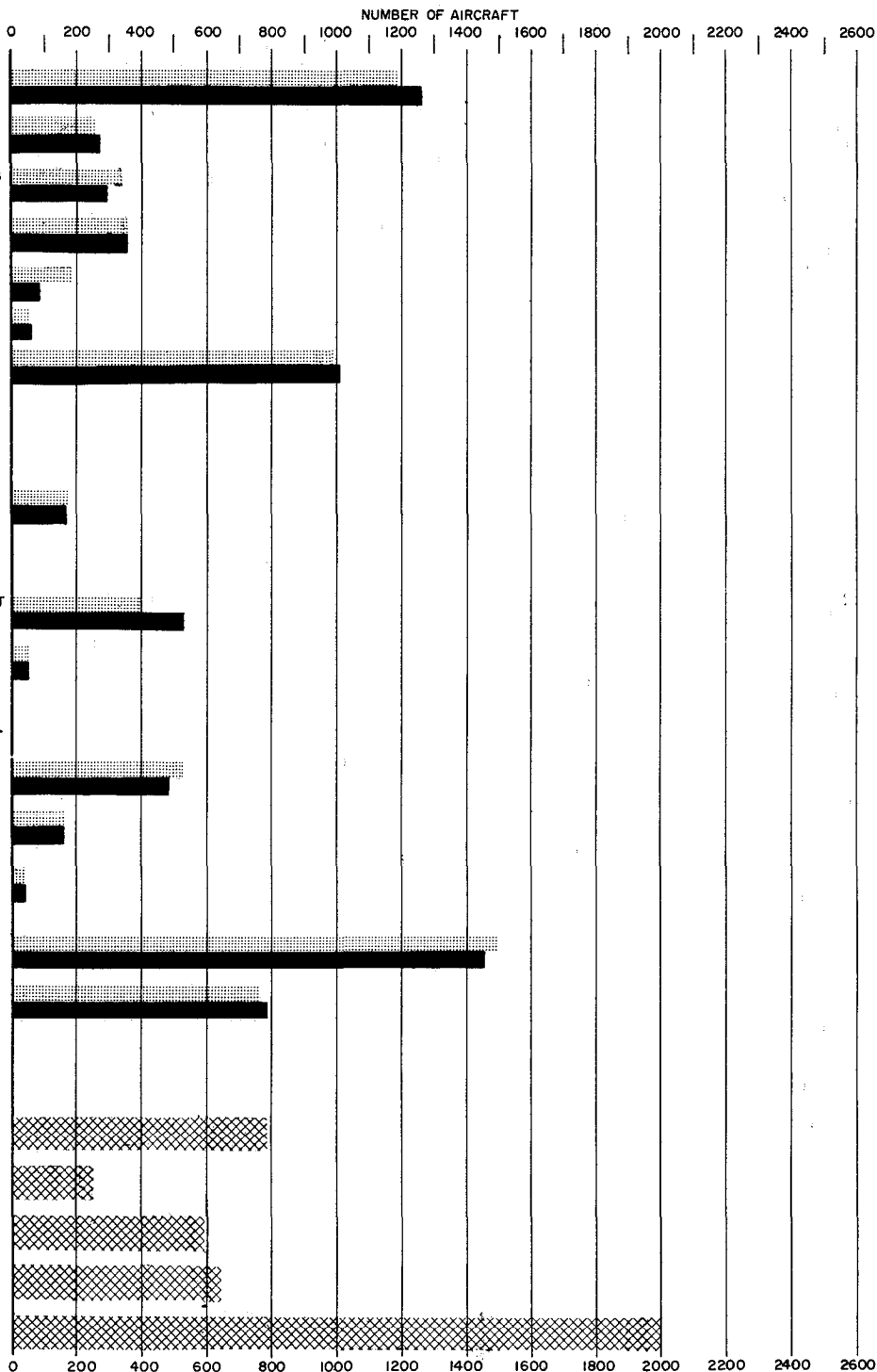
OPERATIONAL POOLS

DELIVERY

REWORK

AWAITING REWORK

RESERVE STOCK



~~CONFIDENTIAL~~

~~CONFIDENTIAL~~

DECLASSIFIED

PROGRAM AIRCRAFT INVENTORY
 TYPE OF ORGANIZATIONAL UNIT BY CLASS
 NAVAL AIR FORCE, ATLANTIC FLEET

TABLE 10

UNIT TYPE	TOTAL	CLASS OF AIRCRAFT													
		VF JET	VF PROP	VA JET	VA PROP	VS	VP	VW	VO	VR	VU	VT JET	VT PROP	H	Z
TOTAL	2101	513		396	174	139	200	56	14	146	31	102	67	253	10
OPERATING	1856	417		356	160	126	195	40	12	136	30	80	54	242	8
OPERATIONAL POOLS	245	96		40	14	13	5	16	2	10	1	22	13	11	2
FLEET COMBAT	1556	381		356	154	120	182	39	12	64		10	1	229	8
USN	1168	246		258	151	120	182	39		27				137	8
VF DAY	99	99													
VF AW	108	108													
VA JET	176	5		162	9										
VA PROP	107			23	84										
VA H	60			60											
VFP PHOTO	27	27													
VAW AEW	55				55										
GMGRU	7	7													
VQ ECM	10			5	2		3								
VAP PHOTO	9			8	1										
VS	120					120									
HS	84													84	
VP LAND	131						131								
VP SEA	48						48								
ZP	4														4
VW AEW WEA	15							15							
VN BARRIER	24							24							
ZW BARRIER	4														4
HU	53													53	
VR TAC SUPP	27										27				
USMC	388	135		98	3				12	37		10	1	92	
MAW MEDRONS	23				3					9		18	1		
VMF	78	78													
VMF AW	39	39													
VMA	98			98											
VNCGJ	18	18													
VNR	28									28					
HMR	92													92	
VMO	12								12						
DIR FLEET SUPP	281	36			6	6	13	1		59	28	70	52	12	
USN	256	36			6	6	13	1		57	28	47	50	12	
OPTEVFOR	39	8			4	4	9			7	5	1	1	4	
FASRON	44					2			1	19	3		19		
VU	39	28									11				
FERRY SQDRNS	2									1			1		
FLEET TRNG	72						4			3		46	16	1	
FLEET BASES	44				4					13	8		13	6	
CV & AV UTIL	16				2					12	1			1	
USMC	27									2		23	2		
FMF & FAMG	7									2		3	2		
VMT	20											20			
IND FLEET SUPP	17									13	2		1	1	
MABS & NAS	1									1					
ATT & MISS	16									12	2		1	1	
OPTL POOLS	245	96		40	14	13	5	16	2	10	1	22	13	11	2
RFI	119	49		4	7	5	1	9	2	5	1	14	13	8	2
NOT RFI	126	47		36	7	8	4	7		5		8		3	

~~CONFIDENTIAL~~

DECLASSIFIED

~~CONFIDENTIAL~~

PROGRAM AIRCRAFT INVENTORY
 TYPE OF ORGANIZATIONAL UNIT BY CLASS
 NAVAL AIR FORCE, PACIFIC FLEET

TABLE II

UNIT TYPE	TOTAL	CLASS OF AIRCRAFT													
		VF JET	VF PROP	VA JET	VA PROP	VS	VP	VW	VO	VR	VU	VT JET	VT PROP	H	Z
TOTAL	2553	755		500	206	91	195	51	30	135	43	166	85	296	
OPERATING	2169	565		424	196	81	182	42	27	121	39	140	81	271	
OPERATIONAL POOLS	384	190		76	10	10	13	9	3	14	4	26	4	25	
FLEET COMBAT	1815	523		410	185	81	176	42	27	81		30	6	294	
USN	1220	323		283	184	81	176	42		29				102	
VF BAY	128	128													
VF AW	119	107		12											
VA JET	216	7		209											
VA PROP	122				122										
VA H	53			53											
VAV AEW	54				53	1									
VFAW	26	26													
GMGRU	23	23													
VO ECM	8			2	4		2								
VCP PHOTO	44	32		7	5										
VS	80					80									
HS	56													56	
VP LAND	106						106								
VP SEA	68						68								
VW AEW WEA	16							15		1					
VW BARRIER	27							27							
HU	46														46
VR TAC SUPP	28										28				
USMC	595	200		127	1				27	52		30	6	192	
MAW WEDRONS	59			1	1					17		30	4	6	
VMF	89	89													
VMF AW	78	78													
VMA	126			126											
VMCJ	33	33													
VMR	35									35					
HMR	139								3					136	
VMO	36								24				2	10	
DIR FLEET SUPP	347	42		14	11		6			36	38	110	73	17	
USN	310	42		14	11		6			32	37	87	67	14	
OPTEVFOR	22	5		13								2	2		
FASRON	39	1			2					5	1	13	17		
VU	73	30			7		2			1	18	3	9	3	
FERRY SQRNS	3									2			1		
FLEET TRNG	92	1		1			2			3		67	18		
FLEET BASES	68	5		1	1		2			10	18	2	20	9	
CV & AV UTIL	13									11				2	
USMC	37									4	1	23	6	3	
FMF & FAMG	7									3		2	2		
VMT	19											19			
FLEET BASES	11									1	1	2	4	3	
IND FLEET SUPP	7									4	1		2		
ATT & MISS	7									4	1		2		
OPTL POOLS	384	190		76	10	10	13	9	3	14	4	26	4	25	
RFI	138	85		11	4	9	8		1	14		18	2	2	
NOT RFI	246	105		65	6	1	7	9	2	14	4	8	2	23	

~~CONFIDENTIAL~~

DECLASSIFIED

~~CONFIDENTIAL~~

MAN-CARRYING DRONES
COMMAND AND STATUS DISTRIBUTION BY MODEL

TABLE 12

MODEL	COMMAND						STATUS			
	GRAND TOTAL	LANT	PAC	NABS	RDT&E	BUWEPS	OPERATING	OPERAT'L POOL	NON OPERAT'L SUPPORT	RESERVE STOCK
TOTAL	317	9	16	26	33	233	84	-	102	131
F9F-6K2	2	-	-	1	-	1	1	-	1	-
F9F-6K2X	2	-	-	-	-	2	-	-	2	-
F9F-6K	131	9	13	13	25	71	60	-	9	62
F9F-6KX	148	-	-	-	-	148	-	-	90	58
F6F-5K	15	-	3	4	8	-	15	-	-	-
PhY-2K	19	-	-	8	-	11	8	-	-	11

AIRCRAFT ON LOAN TO NAVY

TABLE 13

MODEL	TOTAL	CUSTODIAN	LOCATION
TOTAL	13		
B-45A	1	Research, Development, Test & Evaluation	BWR, Kansas City
F-101A	2	Research, Development, Test & Evaluation	BWR, Columbus
F-101A	1	Research, Development, Test & Evaluation	BWR, Columbus
H-23D	1	Research, Development, Test & Evaluation	BWR, Palo Alto
H-25A	1	Research, Development, Test & Evaluation	BWR, Morton
H-37A	2	Research, Development, Test & Evaluation	BWR, East Hartford
HU-1	1	Research, Development, Test & Evaluation	BWR, Fort Worth
JRF-5G	1	Research, Development, Test & Evaluation	BWR, Elmhurst
PBM-5G	1	Research, Development, Test & Evaluation	BWR, San Diego
RB-66A	1	Research, Development, Test & Evaluation	BWR, Inglewood
RB-66B	1	Research, Development, Test & Evaluation	BWR, Columbus

~~CONFIDENTIAL~~