

DECLASSIFIED

OPNAV

79

ALLOWANCES and LOCATION of NAVY AIRCRAFT



DECLASSIFIED

*by authority of Op-51 on
April 14 75 action by
Eleanor Snyder Op-511*

OPNAV NOTICE P03110

31 OCTOBER 1961

DEPARTMENT OF THE NAVY
OFFICE OF THE CHIEF OF NAVAL OPERATIONS

UNCLASSIFIED ON 31 OCTOBER 1966

DECLASSIFIED

DEPARTMENT OF THE NAVY
OFFICE OF THE CHIEF OF NAVAL OPERATIONS
WASHINGTON 25, D. C.

OPNAV P03110
Op-502D
Ser 02566P50
31 December 1961

OPNAV NOTICE P03110

From: Chief of Naval Operations
To: Distribution List

Subj: Allowance and Location of Navy Aircraft (U)

1. Purpose.

a. To indicate the following by units:

- (1) The operating aircraft allowance (Table 1).
- (2) The actual on hand aircraft inventories (Table 2), as of 31 October 1961.
- (3) The planned assignments of operating aircraft (Table 2).

b. To show the actual on hand program and non-program aircraft inventory in various forms (Section II), as of 31 October 1961.

2. General Instruction.

a. This Notice establishes unit operating allowances of the Naval Aircraft Program within each major operating command. The allocation of naval aircraft by model (i.e. operating and operational pool) is reflected in OPNAV INSTRUCTION O3110.1, "U. S. Naval Aircraft Program" (Gray Book), which establishes the operating and operational pool allocations for major operating commands in accordance with the approved planning factors and available inventory. In those instances where apparent inconsistencies between operating allowances and allocations occur, the "U. S. Naval Aircraft Program" shall be the controlling instruction, since it represents the planned implementation of the aircraft program for which Congress approved and provided funds. Actual on hand aircraft inventories are developed by the Navy Aircraft Accounting System, OPNAV INSTRUCTION P5442.2A. The Naval Air Reserve Training Command as shown herein, has been established as a major command for aircraft logistics purposes only.

b. If the allowances as set forth are not deemed suitable for the mission which an activity or command has to support, the Chief of Naval Operations will consider recommendations for changes in types and allowances of aircraft. However, any requests for such changes that would result in an increase in a major command's total aircraft operating allowance should contain that command's recommendation for a compensatory reduction.

c. Major operating commands are authorized to shift operating assignments (Table 2) from one unit to another on a temporary basis; however, if it is expected that this shift will exceed three (3) months, the Chief of Naval Operations shall be requested to change the authorized operating allowance (Table 1).

d. Specific assignment of aircraft to individual officers is prohibited by the Secretary of the Navy. Aircraft for shore based activities not listed in Table 1 are provided within the allowances of Naval Air Bases, the Naval Air Reserve Training Command, the Naval Air Training Command, and the Bureau of Naval Weapons (Research, Development, Test and Evaluation).

e. Types, classes and models of aircraft listed herein are in conformance with BUWEPs INSTRUCTION O13100.1A of 17 May 1961.

f. Planned operating levels of target drones (capable of carrying a pilot) are contained in OPNAV INSTRUCTION O3110.1 (U. S. Naval Aircraft Program).

DECLASSIFIED

OPNAVNOTE P03110

3. Classification. The security classification of this publication is automatically downgraded from Confidential to Unclassified on 31 October 1966. This action is in accordance with Section 3, Change 4 of OPNAV INSTRUCTION 5510.1B. Upon downgrading, this publication will be marked "FOR OFFICIAL USE ONLY."

4. Cancellation. This Notice is cancelled and may be destroyed by burning when the next issue is received. No report of destruction is necessary. For record purposes cancel 31 March 1962.

R. L. Shibley
R. L. SHIBLEY
By direction

Distribution:

Part I SNDL:

21	(3)	(CINCLANTFLT (4))
22	(3)	(COMSEVENTHFLT, COMSECONDFLT only)
23A	(1)	(COMNAVPHIL only)
23B	(1)	(COMTAIWANPATFOR, COMASDEFORLANT, COMSOLANT only)
24A	(1)	(COMNAVAIRPAC (15), COMNAVAIRLANT (11))
24B	(2)	(COMPHIBLANT only)
24F	(3)	
24H	(2)	(Less COMFLTRAPAC)
24J	(2)	
26CC	(1)	
26F	(1)	(COMOPTEVFOR, COMNORVATEVDET, PACPROJDIV OPTEVFOR only)
27C	(1)	(Less COMWESTSEAFRON)
27G	(1)	(EPDOPAC only)
28A	(1)	(COMCARDIV's 1, 2, 3, 5, 17, 18, 19, 20 only)
29H	(1)	(CVA's 16, 31, 34, 42 only)
42A	(2)	(Less COMFAIRJAPAN, COMFAIRNORFOLK, COMFAIRQUONSET) (COMFAIRALAMEDA (4) COMFAIRWESTPAC (3))
42B		(COMFAIRWING ONE (1), COMFAIRWING THREE (1), COMFAIRWINGSLANT (2))
42EE	(1)	
42H	(1)	
42J1	(1)	(COMCARAIRGRU ONE only)
42Q	(1)	(VR(F) THIRTY ONE only)
42R	(1)	(UTRON EIGHT only)
42Y	(1)	(LIGHTPHOTORON only)
46A	(2)	
46B	(3)	
46C1	(1)	(MAG's 12, 15, 26, 32, 33 only)
50B	(1)	(CINCSAC only)
50D	(2)	(COMNAVFORCONAD only)

Part II SNDL:

A2A	NavCompt, OAR (2)
A5	BUWEPS (104) BUPERS PERS-11A (10) BUWEPS (Attn: PPAC-4) (1)
C2	(1) (NARASPO ONE only)
E16	(2)
F2	(1) (ND's 6, 9, 10, 12 only)
F14	(3)
F60	(1) (NAVTACDOCDEVPRODUCT)
J113	(1)

(Dist cont'd - page 3)

~~CONFIDENTIAL~~

DECLASSIFIED

~~CONFIDENTIAL~~
OPNAVNOTE P03110

Part II SNDL (Cont'd)

W1A (1) (Olathe, Ford Is. only)
W1A (3) (Alameda, North Is., Anacostia, Pax Riv only)
W1A (4) (Whidbey Is. only)
W1A (2) (Less Alameda, North Is., Anacostia, Dallas, Glynco, Grosse Is.,
Agana, Guantanamo Bay, Los Alamitos, Atlanta, Minneapolis, Whidbey Is.,
Olathe, Pax Riv, Ford Is., Pt Mugu, So. Weymouth)
W1B (1) (Less Milton)
W1C (1) (NAF Litchfield Park, NAHA, Okinawa, Naples, Sigonella only)
W1E (1)
W1G (1) (Less Santa Ana)
W1H (1) (Roosevelt Roads only)
W2A (2) (NAB's 1, 5, 11, 12, 13, 14 only)
W2B (1) (Less El Toro, Santa Ana)
W3A (2)
W3B (2)
W3C (1)
W3E (4)
W3F (1)
W4A (1)
W4B (1) (Jacksonville only)
W6B (1) (BUWEPSREP El Segundo, Buffalo, Burbank, Columbus, Teterboro only)
W7E (1)
W7G (1) (NAVAIRTESTFACSHIPINSTAL)
W8A (1)
W8B (1)
W9E (1)
W10A (6)
W10B (1)
W11A (2) (Crane Indiana, Code 1000 only)
W12A (1)
J95 (2)
M46 (2)
M61 (10) (ASO only)

SecDef (Comptroller) Budget (1)

Record and Research Branch, J-3, The Joint Staff, Pentagon (2)
Transportation Division, Operations Branch, J-4, The Joint Staff, Pentagon (1)
Director, Weapons System Evaluation Group, Rm. 1E880, Pentagon (1)
Security Control Officer, Federal Aviation Agency, Bureau of Research & Development,
Washington 25, D. C. (1)
U. S. Naval Aviation Engineering Service Unit, Attn: Code 135, Washington 25, D. C. (1)
Classified Material Office, Marine Barracks, Attn: Aviation Unit, Washington 3, D. C. (1)
Bureau of Budget, Military Division, Executive Office, 17th and Pennsylvania, Washington,
D. C. (1)
General Accounting Office, Defense Accounting and Audit Division, Navy Audit Group,
Munitions Building, Washington 25, D. C. (1)
Naval Aide to the President, The White House, Washington, D. C. (1)
Office of the Executive Director, Johns Hopkins University, Operations Research Office,
Washington 14, D. C. (1)
U. S. Army War College Library, Carlisle Barracks, Pennsylvania (1)
Superintendent, U. S. Naval Postgraduate School, Monterey, California (1)
Program Director, Courtney and Company, 1711 Walnut Street, Philadelphia 3, Pennsylvania (1)
Commandant, Armed Forces Staff College, Norfolk 11, Virginia (1)
Naval Air Material Center, Aeronautical Structures Laboratory, Philadelphia 12, Pennsylvania (2)
Commandant, Air Ground Operations School, Keesler Air Force Base, Mississippi (1)
Naval Advisory Group, Air University, Maxwell Air Force Base, Alabama (1)

~~CONFIDENTIAL~~

~~CONFIDENTIAL~~

DECLASSIFIED

NAVAL AIRCRAFT CLASSES AND SUB-CLASSES

<u>CLASS</u>	<u>SUB-CLASS</u>	<u>TITLE</u>	<u>MODELS*</u>
VF	-FB	Fighter-Bomber	F8U, F11F, F9F, FJ, F4H, F3H, F4D. (Except P, T, D, K/KD)
	-P	Photo Recco	F8U-1P, F9F-8P
VA	-L	Light Attack	A4D, FJ-4B
	-LP	Light Attack (Prop)	AD (Except AD-5W)
	-M	Medium Attack	A2F (Except Q)
	-H	Heavy Attack	A3J, A3D, (Except P, Q and T)
	-P	Photo Recco (Long Range)	A3D-1P/2P
	-Q	ECM Recco (Long Range)	A3D-1Q/2Q
	-QM	Tactical ECM	A2F-1Q, F3D-2Q
VS		ASW (Carrier Based)	S2F
VP	-L	ASW Patrol (Shore-Based)	P3V, P2V (Except P2V-5FD)
	-S	ASW Patrol (Sea Based)	P5M
VW	-M	AEW Medium (Carrier-Based)	W2F-1, WF-2, AD-5W
	-H	AEW Heavy (Shore-Based)	WV
VR	-H	Heavy Transport	C-130, R7V, R6D, R5D
	-M	Medium Transport	R4Y, R4Q, R4D (Except 7, S, Q, and T)
	-C	Carrier Transport	TF (Except Q)
VG		Air Refueler, Heavy	GV
VU	-L	Light Utility	UO, UC, OE
	-G	Air-Sea Rescue (Sea)	UF
VT	-AJ	Advanced Jet Trainer	F9F-8T
	-BJ	Basic Jet Trainer	T2J, T2V, TV (Except D, KD)
	-SJ	Special Jet Trainer	T3J, F3D-2T2, A3D-2T
	-AP	Advanced Prop Trainer	SNB
	-BP	Basic Prop Trainer	T-28 (Except BD)
	-PP	Primary Prop Trainer	T-34
	-SP	Special Prop Trainer	TF-1Q, R4D-7/8T/S/Q
H	-S	ASW Helicopter	HSS
	-L	Light Utility Helicopter	HUL, HOK, HTL
	-M	Medium-Assault Transport Helo	HRB, HUS, HO4S
	-H	Heavy-Assault Transport Helo	HR2S
	-G	Air-Sea Rescue Helo	HU2K, HUP, HUK, HRS
VK	-D	Drone Control	F8U-1D, FJ-3D/3D2, F9F-5KD, P2V-5FD, JD-1/1D, TV-2D/2KD, T-28BD
	-S	ASW Drone	
	-K	Target Drone	F9F-6K/6K2
Z		Airships	All Models

*Applies to all configurations except as noted.

DECLASSIFIED

~~CONFIDENTIAL~~

TABLE OF CONTENTS

SECTION I

STATUS CODES	6
ABBREVIATIONS	7
TABLE 1 PROGRAM OPERATING ALLOWANCES	8
TABLE 2 LOCATION OF TOTAL PROGRAM AND NON-PROGRAM AIRCRAFT INVENTORY	17
TABLE 3 PROGRAM INVENTORY BY STATUS AND PLANNED OPERATING ASSIGNMENTS	43
TABLE 4 TOTAL PROGRAM AND NON-PROGRAM AIRCRAFT INVENTORY BY LOCATION AND ORGANIZATIONAL UNIT	62

GENERAL

The Navy Program aircraft inventory is presented herein in three arrangements:

TABLE 2 is by type of reporting custodian within each command showing, for each unit and model of aircraft, location, authorized operating allowance, and actual inventory.

TABLE 3 is a summary of the actual operating inventory by major commands for each class, configuration and model in the program.

TABLE 4 is in alphabetic order of geographic location except that carriers and other ships are listed first showing for each location the "reporting custodians" or "unit" based there, the total aircraft in custody of each, and a code designation of their respective "command". The column headed Command contains their code designations, which are translated as follows:

- 11.....LANT.....Atlantic Fleet (Navy)
- 19.....LANT.....Atlantic Fleet (Marine Corps)
- 21.....PAC.....Pacific Fleet (Navy)
- 29.....PAC.....Pacific Fleet (Marine Corps)
- 31.....NABS.....Naval Air Bases (Navy)
- 39.....NABS.....Naval Air Bases (Marine Corps)
- 41.....NABTC.....Naval Air Basic Training Command
- 43.....NAATC.....Naval Air Advanced Training Command
- 44.....NATTC.....Naval Air Technical Training Command
- 50.....NART.....Naval Air Reserve Training Command
- 70.....RDT&E.....Research, Development, Test & Evaluation
- 88.....BUWEPS.....Fleet Readiness, BUWEPS

The above classifications are for logistic purposes and statistical convenience and in no way alter any organizational structure or military command established elsewhere by the Navy.

SECTION II

STATUS OF NAVY AIRCRAFT INVENTORY	65
---	----

~~CONFIDENTIAL~~

DECLASSIFIED

~~CONFIDENTIAL~~

LOCATION OF NAVY AIRCRAFT
ABBREVIATIONS USED IN THIS REPORT
(Excluding "Status" Codes)

AED - Aboard (name of ship follows)
ACFT - Aircraft
ADV - Advisory or Advance
AES - Aircraft Engineering Squadron
AEWBARRON - Airborne Early Warning Barrier Squadron
AEWTRAUNIT - Airborne Early Warning Training Unit
AFB - Air Force Base
AFMF - Aircraft, Fleet Marine Force
AGRI - Agriculture, Department of
ASW - Anti-Submarine Warfare
ATT - Naval Attache
AV - Seaplane Tender

BARR - Barrier
BIS - Board of Inspection and Survey
BUWEPS - Bureau of Naval Weapons
BNFLTRREP - Bureau of Naval Weapons Fleet Readiness Representative
BWGR - Bureau of Naval Weapons General Representative
BWMR - Bureau of Naval Weapons Maintenance Representative
BWR - Bureau of Naval Weapons Representative
BWRR - Bureau of Naval Weapons Resident Representative

CEN - Central
CMEF - Commander of Middle East Forces
COM - Commander
COMNAVFOR - Commander Naval Force
COMUSTDC - Commander U. S. Taiwan Defense Command
GONAD - Continental Air Defense
CV - Carrier
CVA - Attack Carrier
CVG - Attack Carrier Air Group
CVS - Anti-Submarine Warfare Support Aircraft Carrier
CVSG - Anti-Submarine Warfare Carrier Air Group

DET - Detachment
DST - District

ECM - Electronic Counter Measure

FAA - Federal Aviation Agency
FAC - Facility
FAHS - Fleet Aircraft Headquarters Squadron
FAWPRA - Fleet Air West Pac Repair Activity
FLT - Fleet
FMF - Fleet Marine Force
FR - Fleet Readiness, BuWeps

HHS, H&HS - Headquarters and Headquarters Squadron
H&MS - Headquarters and Maintenance Squadron
HDQTRS, HQ - Headquarters
HMR - Marine Helicopter Transport Squadron
HMRL - Marine Helicopter Transport Squadron (Light)
HMRLM - Marine Helicopter Transport Squadron (Medium)
HMX - Marine Helicopter Operational Development Squadron
HQ, HDQTRS - Headquarters
HS - Helicopter Anti-Submarine Squadron
HT - Helicopter Training Squadron
HU - Helicopter Utility Squadron

INSMAT, INM - Inspector of Naval Material
INT - Interior, Department of

JUSMAG - Joint U. S. Military Advisory Group

LANT - Naval Air Force, Atlantic Fleet
LPH - Assault Amphibious Ship

MAAG - Military Assistance Advisory Group
MARS - Marine Aircraft Repair Squadron
MC - Marine Corps
MCAAS - Marine Corps Auxiliary Air Station
MCAF - Marine Corps Air Facility
MCAS - Marine Corps Air Station
MINDEFDEVU - Mine Defense Development Unit
MWSG - Marine Wing Service Group

NAAS - Naval Auxiliary Air Station
NAATC - Naval Air Advanced Training Command
NAES - Naval Air Bases
NAETC - Naval Air Basic Training Command
NADC - Naval Air Development Center
NADU - Naval Air Development Unit

NAF - Naval Air Facility
NAMC - Naval Air Material Center
NAMD - Naval Air Maintenance Department
NART - Naval Air Reserve Training
NARTU - Naval Air Reserve Training Unit
NAS - Naval Air Station
NASA - National Aeronautics and Space Administration
NASWF - Naval Air Special Weapons Facility
NATECHTRAU - Naval Air Technical Training Unit
NATRA - Naval Air Training
NATSF - Naval Air Technical Services Facility
NATTC - Naval Air Technical Training Command
NATU - Naval Air Torpedo Unit
NAV - Naval
NAVCIFFSCOL - Naval Combat Information Center Officers' School
NAVCRUIT - Navy Recruiting
NAVSECMAGG - Navy Section Military Assistance Advisory Group
NAVSTA - Naval Station
ND - Naval District
NMF - Naval Missile Facility
NEF - Naval Parachute Facility
NTDC - Naval Training Device Center
NWEF - Naval Weapons Evaluation Facility
NWL - Naval Weapons Laboratory

OH - Overhaul
ONR - Office of Naval Research
OPTEVFOR - Operational Test and Evaluation Force
OPTL - Operational
O & R - Overhaul and Repair, BUWEPS FR

PAC - Naval Air Force, Pacific Fleet
PMRFAC - Pacific Missile Range Facility
PRNC - Potomac River Naval Command

RCVG - Replacement Attack Carrier Air Group
RCVSG - Replacement Anti-Submarine Warfare Carrier Air Group
RDT&E - Research, Development, Test and Evaluation, BUWEPS
RFI - Ready For Issue
RNG - Range

SO&ES - Station Operations and Engineering Squadron
SQDN - Squadron
SRNC - Severn River Naval Command
SUPP - Support

TAC - Tactical
TRARON - Training Squadron

USMC - United States Marine Corps
USN - United States Navy
USNMC - United States Naval Missile Center
USNR - United States Naval Reserve

VA - Attack Squadron
VAH - Heavy Attack Squadron
VAP - Photographic Squadron
VAW - Carrier Special Squadron, Air Early Warning
VCP - Composite Photographic Squadron
VFAW - Interceptor Squadron
VMA - Marine Attack Squadron
VMCU - Marine Composite Photographic Squadron
VMF - Marine Fighter Squadron
VMFAW - Marine All-Weather Fighter Squadron
VMGR - Marine In Flight Refueling Squadron
VMJ - Marine Photographic Squadron
VMO - Marine Observation Squadron
VMR - Marine Transport Squadron
VMT - Marine Corps Fleet Training Squadron
VP - Patrol Squadron
VQ - Electronic Counter Measure Squadron
VR - Transport Squadron - Fleet Tactical Support Squadron
VRC - Fleet Tactical Support Squadron, Carrier
VS - Anti-Submarine Squadron
VU - Utility Squadron
VW - Air Early Warning Squadron
VX - Air Operational Development Squadron

ZP - Airships Patrol Squadron
ZW - Barrier Squadron (Contiguous)

NOTE: For information as to abbreviations used to designate class, subclass and version of aircraft, see page 66.

~~CONFIDENTIAL~~

DECLASSIFIED

~~CONFIDENTIAL~~

TABLE 1

PROGRAM OPERATING ALLOWANCES

UNIT	LOCATION	CLASS	PRI-MARY OPTG. STATUS	OPERATING ALLOWANCES				UNIT	LOCATION	CLASS	PRI-MARY OPTG. STATUS	OPERATING ALLOWANCES								
				31 DEC 1961	31 MAR 1962	30 JUN 1963	30 SEP 1962					31 DEC 1961	31 MAR 1962	30 JUN 1963	30 SEP 1962					
FLEET TACTICAL SUPPORT SQDNS																				
VR 1	PTXNT RIVER	VR H	A2	7	7	7	7	FLEET BASES OVERSEAS												
VR 24	PORT LYAUTEY	VR M	A2	9	9	9	9	NAVSTA	ARGENTIA	VR H	A2	1	1	1	1					
		VR H	A2	6	6	6	6			VU G	A2	1	1	1	1					
		VR M	A2	2	2	2	2			VT AP	A6	1	1	1	1					
		VR C	A2	8	8	8	8			H G	A2	2	2	2	2					
VRC 40	NORFOLK	VR C	A2	10	10	10	10	NAVSTA	BERMUDA	VU G	A2	1	1	1	1					
USMC																				
MARINE HEADQUARTERS SQDNS																				
MARS 27	CHERRY POINT	VA LP	A2	2	2	2	2	NAF	KENT	VR H	A2	4	4	4	4					
		VR H	A2	2	2	2	2			VT AP	A6	3	3	3	3					
		VR M	A2	3	3	3	3	NAF	NAPLES	VA LP	A2	2	2	2	2					
		VT AJ	A6	4	4	4	4			VR H	A2	1	1	1	1					
H+MS 14	CHERRY POINT	VR M	A2	1	1	1	1			VT AP	A6	1	1	1	1					
		VT AJ	A6	2	2	2	2	NAF	LAJES	H G	A2	1	1	1	1					
H+MS 24	CHERRY POINT	VR M	A2	1	1	1	1	NAVSTA	KEFLAVIK	VR H	A2	2	2	2	2					
		VT AJ	A6	3	3	3	3			VR M	A2	4	4	4	4					
H+MS 26	NEW RIV JAX	VR M	A2	1	1	1	1			VU L	A2	2	2	2	2					
H+MS 31	CHERRY POINT	VR M	A2	1	1	1	1	HDQTRS CMEF	DHAHRAN AFB	VR H	A2	1	1	1	1					
		VT AJ	A6	3	3	3	3	NAS	PORT LYAUTEY	VR M	A2	1	1	1	1					
H+MS 32	BEAUFORT	VR M	A2	1	1	1	1			VU G	A2	1	1	1	1					
		VT AJ	A6	3	3	3	3			VT AP	A6	2	2	2	2					
MARINE FIGHTER SQDNS																				
VMF 122	BEAUFORT	VF FB	A1	20	20	20	20	NAVSTA	ROTA	VR M	A2	2	2	2	2					
VMF 235	BEAUFORT	VF FB	A1	20	20	20	20			H G	A2	1	1	1	1					
VMF 251	BEAUFORT	VF FB	A1	20	20	20	20	TENTH NAVAL DISTRICT												
VMF 333	BEAUFORT	VF FB	A1	20	20	20	20	NAVSTA	TRINIDAD	VU G	A2	1	1	1	1					
VMF 114	CHERRY POINT	VF FB	A1	20	20	20	20			VR M	A8	1	1	1	1					
VMF 115	CHERRY POINT	VF FB	A1	20	20	20	20	NAS	GTMO BAY	VU G	A2	2	2	2	2					
VMF 531	CHERRY POINT	VF FB	A1	20	20	20	20			VT AP	A6	1	1	1	1					
										VT PP	A8	1	1	1	1					
MARINE ATTACK SQDNS																				
VMA 224	ROOSEVLT RDS	VA L	A1	20	20	20	20	NAVSTA	ROOSEVLT RDS	H G	A2	2	2	2	2					
VMA 225	CHERRY POINT	VA L	A1	20	20	20	20			VR H	A2	1	1	1	1					
VMA 242	CHERRY POINT	VA L	A1	20	20	20	20			VR M	A2	1	1	1	1					
VMA 324	BEAUFORT	VA L	A1	20	20	20	20			VU G	A2	2	2	2	2					
VMA 331	BEAUFORT	VA L	A1	20	20	20	20			VT AP	A6	1	1	1	1					
VMA 533	CHERRY POINT	VA L	A1	20	20	20	20			H G	A2	1	1	1	1					
MARINE COMPOSITE PHOTOGRAPHIC SQDNS																				
VMCJ 2	CHERRY POINT	VF P	A1	9	9	9	9	COM FIFTEEN	PANAMA	VR M	A8	1	1	1	1					
		VA QM	A1	6	6	6	6	CV AND LPH UTILITY AIRCRAFT												
MARINE TRANSPORT SQDNS																				
VMR/VMGR 252	CHERRY POINT	VR M	A2	14				CVS 9 ESSEX	QUONSET PNT	VR C	A2	1	1	1	1					
VMR 353	CHERRY POINT	VR M	A2	12	12	12	12	CVA 11 INTREPD	NORFOLK	VR C	A2	1	1	1	1					
MARINE HELICOPTER TRANSPORT SQDNS																				
HMRL 162	NEW RIV JAX	H M	A1	24	24	24	24	CVS15 RANDOLPH	NORFOLK	VR C	A2	1	1	1	1					
HMRL 264	NEW RIV JAX	H M	A1	24	24	24	24	LPH 4 BOXER	NORFOLK	H G	A2	1	1	1	1					
HMRL 262	NEW RIV JAX	H M	A1	24	24	24	24	LPH 6 THETIS B	NORFOLK	H G	A2	1	1	1	1					
HMRL 265	NEW RIV JAX	H M	A1	24	24	24	24	CVS 36 ANTIETAM	PENSACOLA	VR C	A2	1	1	1	1					
HMRL 263	ABD VALY FRG	H M	A1	24	24	24	24	CVS 39 CHMPLAN	NEWPORT	VR C	A2	1	1	1	1					
HMRM 461	ABD CHMPLAIN	H H	A1	24	24	24	24	CVA 38 SHANGRL	MAYPORT	VR C	A2	1	1	1	1					
MARINE UTILITY SQDNS																				
VMO 1	NEW RIV JAX	VU L	A1	9	9	9	9	CVA 42 FDR	MAYPORT	VR C	A2	1	1	1	1					
		H L	A1	9	9	9	9	CVA 59 FORSTAL	NORFOLK	VR C	A2	1	1	1	1					
								CVA 60 SARATOG	MAYPORT	VR C	A2	1	1	1	1					
DIRECT FLEET SUPPORT UNITS																				
OPERATIONAL TEST AND EVALUATION FORCE																				
VX 1	KEY WEST	VS	A9	4	4	4	4	LPH 8 VALYFRG	NORFOLK	H G	A2	1	1	1	1					
		VP L	A9	3	3	3	3	CVS 18 WASP	BOSTON	VR C	A2	1	1	1	1					
		VT AP	A6	1	1	1	1	CVA 19 HANCOCK	NORFOLK	VR C	A2	1	1	1	1					
		H S	A9	3	3	3	3	CVA 62 INDPEND	NORFOLK	VR C	A2	1	1	1	1					
VX 6	QUONSET PNT	VP L	A8	3	3	3	3	CVA 64 CONSTEL	NEW YORK	VR C	A2	1	1	1	1					
		VR H	A8	5	5	5	5	CVA 65 ENTERPR	NORFOLK	VR C	A2	1	1	1	1					
		VR M	A8	4	4	4	4	MARINE AIR FMF + FORCE AVIATION HDQTR SQDNS												
		VU L	A8	5	5	5	5	HS FMFLNT	NORFOLK	VR H	A2	1	1	1	1					
		H G	A8	4	4	4	4			VR M	A2	1	1	1	1					
FLEET UTILITY AND DRONE CONTROL SQDNS																				
VU 2	OCEANA	VF FB	A2	10	10	10	10			VT AJ	A6	2	2	2	2					
		VK D PROP	A2	3	3	3	3	MARINE FLEET TRAINING SQDNS												
VU 4	OCEANA	VF FB	A2	10	10	10	10	VMT 1	CHERRY POINT	VT AJ	A4	20	20	20	20					
		VK D PROP	A2	3	3	3	3	INDIRECT FLEET SUPPORT UNITS												
VU 8	ROOSEVLT RDS	H G	A2	2	2	2	2	NAVAL ATTACHES AND MISSIONS LANT												
		VK D JET	A2	8	8	8	8	ATT ATHENS	GREECE	VU G	A8	1	1	1	1					
		VK D PROP	A2	2	2	2	2	ATT CAIRO	EGYPT	VR M	A8	1	1	1	1					
VU 10	GTMO BAY	VF FB	A2	7	7	7	7	ATT MEXICO CTY	MEXICO	VR M	A8	1	1	1	1					
		VK D PROP	A2	5	5	5	5	ATT MONROVIA	LIBERIA	VR M	A8	1	1	1	1					
								ATT NEW DELHI	INDIA	VR M	A8	1	1	1	1					
								ATT OSLO	NORWAY	VU G	A8	1	1	1	1					
								ATT PRETORIA	SO AFRICA	VR M	A8	1	1	1	1					
								ATT TEHRAN	IRAN	VR M	A8	1	1	1	1					
								MISSION ANKARA	TURKEY	VR M	A8	1	1	1	1					
								MISSION BOGOTA	COLOMBIA	VR M	A8	1	1	1	1					
								MISSION PTALPR	HAITI	H G	A8	1	1	1	1					
								MISSION LIMA	PERU	VR M	A8	1	1	1	1					
								MISSION QUITO	ECUADOR	VR M	A8	1	1	1	1					
								MISSION RIO DJ	BRAZIL	VR M	A8	1	1	1	1					
								MISSION VLPRESO	CHILE	VR M	A8	1	1	1	1					
								MISSION CARACA	VENZUELA	VT AP	A8	1	1	1	1					
								NAV ADV GROUP	BUENOS AIRES	VR M	A8	1	1	1	1					

~~CONFIDENTIAL~~

CONFIDENTIAL

DECLASSIFIED

TABLE 1

PROGRAM OPERATING ALLOWANCES

UNIT	LOCATION	CLASS	PRI-MARY OPTG. STATUS	OPERATING ALLOWANCES				UNIT	LOCATION	CLASS	PRI-MARY OPTG. STATUS	OPERATING ALLOWANCES			
				31 DEC 1961	31 MAR 1962	30 JUN 1962	30 SEP 1962					31 DEC 1961	31 MAR 1962	30 JUN 1962	30 SEP 1962
FLEET COMBAT UNITS															
USN															
AIR FORCE PACIFIC FLEET															
CARRIER AIR GROUPS															
CVG 2															
VA 23	LEMOORE	VA L	A1	12	12	12	12	VAW 11	SAN DIEGO	VA QM	A1	10	10	10	10
VF 24	MIRAMAR	VF FB	A1	14	14	14	14			VW M	A1	30	30	30	30
VA 22	LEMOORE	VA L	A1	12	12	12	12	VAW 13	ALAMEDA	VT SP	A4	2	2	2	2
VF 21	MIRAMAR	VF FB	A1	14	14	14	14			VA QM	A1	8	8	8	8
VA 25	MOFFETT FLD	VA LP	A1	12	12	12	12			VW H	A1	16	16	16	16
CVG 5															
VF 51	ABD TICNDRGA	VF FB	A1	14	14	14	14	INTERCEPTOR SQDN							
VA 52	ABD TICNDRGA	VA LP	A1	12	12	12	12	VFAW 3	SAN DIEGO	VF FB	A1	25	25	25	25
VF 53	ABD TICNDRGA	VF FB	A1	14	14	14	14	FLEET AIR RECONNAISSANCE SQDNS							
VA 55	ABD TICNDRGA	VA L	A1	12	12	12	12	VQ 1	ATSUGI	VA Q	A1	9	9	9	9
VA 56	ABD TICNDRGA	VA L	A1	12	12	12	12			VW H	A1	3	3	3	3
CVG 9															
VF 91	ABD RANGER	VF FB	A1	14	14	14	14			VT AJ	A4	1	1	1	1
VF 92	ABD RANGER	VF FB	A1	14	14	14	14	CARRIER ANTI SUBMARINE GROUPS							
VA 93	ABD RANGER	VA L	A1	12	12	12	12	CVSG 53	NORTH ISLAND						
VA 94	ABD RANGER	VA L	A1	12	12	12	12	VS 21	SAN DIEGO	VS	A1	10	10	10	10
VA 95	ABD RANGER	VA LP	A1	12	12	12	12	VS 29	SAN DIEGO	VS	A1	10	10	10	10
CVG 11															
VF 111	MIRAMAR	VF FB	A1	14	14	14	14	HS 6	REAM FIELD	H S	A1	16	16	16	16
VA 112	LEMOORE	VA L	A1	12	12	12	12	CVSG 59 NORTH ISLAND							
VA 113	MIRAMAR	VA L	A1	12	12	12	12	VS 33	SAN DIEGO	VS	A1	10	10	10	10
VF 114	MIRAMAR	VF FB	A1	14	14	14	14	VS 38	SAN DIEGO	VS	A1	10	10	10	10
VA 115	MIRAMAR	VA LP	A1	12	12	12	12	HS 8	REAM FIELD	H S	A1	16	16	16	16
RCVG 12															
VF 121	MIRAMAR	VF FB	A1	34	34	34	34	CVSG 55 LOS ALAMITOS							
VA 122	MOFFETT FLD	VA LP	A1	21	21	21	21	VS 23	ABD YORKTOWN	VS	A1	10	10	10	10
		VT BP	A4	8	8	8	8	VS 25	ABD YORKTOWN	VS	A1	10	10	10	10
VF 124	MIRAMAR	VF FB	A1	38	38	38	38	HS 4	REAM FIELD	H S	A1	16	16	16	16
VA 125	LEMOORE	VA L	A1	36	36	36	36	CVSG 57 LOS ALAMITOS							
VA 126	MIRAMAR	VA L	A1	28	28	28	28	VS 35	SAN DIEGO	VS	A1	10	10	10	10
		VT AJ	A4	24	24	24	24	VS 37	SAN DIEGO	VS	A1	10	10	10	10
DET A	LEMOORE	VT AJ	A4	18	18	18	18	HS 2	REAM FIELD	H S	A1	16	16	16	16
VAH 123	WHDBY ISLAND	VA H	A1	15	15	15	15	RCVSG 51 NORTH ISLAND							
		VR M	A4	1	1	1	1	VS 41	SAN DIEGO	VS	A1	9	9	9	9
		VT AJ	A4	4	4	4	4	HS 10	REAM FIELD	H S	A1	7	7	7	7
		VT S J	A4	3	3	3	3	VS SQDNS INSHORE PATROL							
CVG 14															
VF 141	MIRAMAR	VF FB	A1	14	14	14	14	VS 721	LOS ALAMITOS	VS	A1	10	10	10	10
VF 142	MIRAMAR	VF FB	A1	14	14	14	14	VS 771	LOS ALAMITOS	VS	A1	10	10	10	10
VA 144	MIRAMAR	VA L	A1	12	12	12	12	VS 772	LOS ALAMITOS	VS	A1	10	10	10	10
VA 145	MIRAMAR	VA LP	A1	12	12	12	12	VS 872	ALAMEDA	VS	A1	10	10	10	10
VA 146	MIRAMAR	VA L	A1	12	12	12	12	VS 873	ALAMEDA	VS	A1	10	10	10	10
CVG 15															
VF 151	MIRAMAR	VF FB	A1	14	14	14	14	VS 891	SEATTLE	VS	A1	10	10	10	10
VA 152	MOFFETT FLD	VA LP	A1	12	12	12	12	PATROL SQDNS LAND PLANE							
VA 153	LEMOORE	VA L	A1	12	12	12	12	VP 1	WHDBY ISLAND	VP L	A1	11	11	11	11
VF 154	MIRAMAR	VF FB	A1	14	14	14	14	VP 2	WHDBY ISLAND	VP L	A1	11	11	11	11
VA 155	LEMOORE	VA L	A1	12	12	12	12	VP 4	NAHA	VP L	A1	11	11	11	11
CVG 16															
VF 161	MIRAMAR	VF FB	A1	14	14	14	14	VP 6	AGANA	VP L	A1	11	11	11	11
VF 162	MIRAMAR	VF FB	A1	14	14	14	14	VP 9	ALAMEDA	VP L	A1	11	11	11	11
VA 163	LEMOORE	VA L	A1	12	12	12	12	VP 17	KODIAK	VP L	A1	11	11	11	11
VA 164	LEMOORE	VA L	A1	12	12	12	12	VP 19	ALAMEDA	VP L	A1	11	11	11	11
VA 165	LEMOORE	VA LP	A1	12	12	12	12	VP 22	BARBERS PNT	VP L	A1	11	11	11	11
CVG 19															
VF 191	ABD RICHARD	VF FB	A1	14	14	14	14	VP 28	IWAKUNI	VP L	A1	11	11	11	11
VA 192	ABD RICHARD	VA L	A1	12	12	12	12	VP 46	SAN DIEGO	VP L	A1	11	11	11	11
VF 193	ABD RICHARD	VF FB	A1	14	14	14	14	VP 872	ALAMEDA	VP L	A1	11	11	11	11
VA 195	ABD RICHARD	VA L	A1	12	12	12	12	PATROL SQDNS SEA PLANE							
VA 196	ABD RICHARD	VA LP	A1	12	12	12	12	VP 40	SANGLEY PNT	VP S	A1	11	11	11	11
CVG 21															
VF 211	MIRAMAR	VF FB	A1	14	14	14	14	VP 42	SAN DIEGO	VP S	A1	11	11	11	11
VA 212	LEMOORE	VA L	A1	12	12	12	12	VP 47	WHDBY ISLAND	VP S	A1	11	11	11	11
VF 213	MIRAMAR	VF FB	A1	14	14	14	14	VP 48	SAN DIEGO	VP S	A1	11	11	11	11
VA 215	MOFFETT FLD	VA LP	A1	12	12	12	12	VP 50	IWAKUNI	VP S	A1	11	11	11	11
VA 216	LEMOORE	VA L	A1	12	12	12	12	REPLACEMENT PATROL SQUADRON							
VAH RONS															
VAH 2		VA H	A1	9	9	9	9	VP 31	SAN DIEGO	VP S	A1	10	10	10	10
VAH 4		VA H	A1	15	15	15	15					5	5	5	5
VAH 6		VA H	A1	12	12	12	12	FLEET WEATHER SQDN							
VAH 7		VA H	A1	12	12	12	12	VW 1	AGANA	VW H	A1	6	6	6	6
VAH 8		VA H	A1	9	9	9	9	BARRIER SQUADRONS							
VAH 10		VA H	A1	12	12	12	12	AEWBARRONPAC	BARBERS PNT	VW H	A1	25	25	25	25
VAH 13		VA H	A1	12	12	12	12			VR H	A5	5	5	5	5
SPECIAL SQDNS															
PHOTOGRAPHIC SQDNS															
VFP 61	MIRAMAR	VF P	A1	32	32	32	32	HELICOPTER COMBAT SQDN							
VAP 61	AGANA	VA P	A1	12	12	12	12	HU 1	REAM FIELD	H G	A2	49	49	49	49
		VT AJ	A4	2	2	2	2	FLEET TACTICAL SUPPORT SQDNS							
								VR 21	BARBERS PNT	VR H	A2	17	17	17	17
										VR M	A2	4	4	4	4
										VR C	A2	10	10	10	10

CONFIDENTIAL

DECLASSIFIED

CONFIDENTIAL

TABLE 1

PROGRAM OPERATING ALLOWANCES

UNIT	LOCATION	CLASS	PRI-MARY OPTG. STATUS	OPERATING ALLOWANCES				UNIT	LOCATION	CLASS	PRI-MARY OPTG. STATUS	OPERATING ALLOWANCES			
				31 DEC 1961	31 MAR 1962	30 JUN 1962	30 SEP 1962					31 DEC 1961	31 MAR 1962	30 JUN 1962	30 SEP 1962
USMC MARINE HEADQUARTERS SQDNS				FLEET UTILITY AND DRONE CONTROL SQDNS											
MARS 17	IWAKUNI	VR H	A2	2	2	2	2	VU 1	BARBERS PNT	VF FB	A8	4	4	4	4
		VR M	A2	3	3	3	3			VA LP	A8	4	4	4	4
		VT AJ	A2	4	4	4	4			VT AP	A8	1	1	1	1
		H G	A6	2	2	2	2			H G	A8	2	2	2	2
H+MS 11	ATSUGI	VR M	A2	2	2	2	2	VU 3	SAN DIEGO	VK D JET	A8	16	16	16	16
		VT AJ	A2	1	1	1	1			VK D PROP	A8	2	2	2	2
H+MS 12	IWAKUNI	VR M	A2	2	2	2	2	VU 5	ATSUGI	VK D JET	A8	4	4	4	4
		VT AJ	A2	1	1	1	1			VK D PROP	A8	4	4	4	4
H+MS 13	KANEHOE	VR H	A2	1	1	1	1			VF FB	A8	5	5	5	5
		VR M	A2	2	2	2	2			VA LP	A8	4	4	4	4
H+MS 15	EL TORO	VT AJ	A2	3	3	3	3			VT AP	A8	2	2	2	2
		VR M	A2	1	1	1	1			H G	A8	2	2	2	2
H+MS 16	FUTEMA	VR H	A2	1	1	1	1			VK D JET	A8	6	6	6	6
		VR M	A2	4	4	4	4			VK D PROP	A8	5	5	5	5
MARS 37	EL TORO	VT AJ	A2	1	1	1	1	VU 7	SAN DIEGO	VF FB	A8	18	18	18	18
		VR M	A2	4	4	4	4			VR M	A8	1	1	1	1
		VT AJ	A6	4	4	4	4			VT AP	A8	2	2	2	2
H+MS 33	EL TORO	VR M	A2	1	1	1	1			VK D PROP	A8	10	10	10	10
		VT AJ	A6	3	3	3	3	FLEET BASES OVERSEAS							
MARINE FIGHTER SQDNS				NAS				AGANA				NAS			
VMF 232	KANEHOE	VF FB	A1	20	20	20	20			VR H	A2	1	1	1	1
VMF 312	CUBI PNT	VF FB	A1	20	20	20	20			VT AP	A6	3	3	3	3
VMF 323	ABD LEXINGTN	VF FB	A1	20	20	20	20			H G	A2	2	2	2	2
VMF 334	EL TORO	VF FB	A1	20	20	20	20	NAS	ATSUGI	VR H	A2	1	1	1	1
VMF 114	ATSUGI	VF FB	A1	20	20	20	20			VU G	A2	2	2	2	2
VMF 314	ATSUGI	VF FB	A1	20	20	20	20			VT BJ	A6	7	7	7	7
VMF 451	EL TORO	VF FB	A1	20	20	20	20			VT AP	A6	6	6	6	6
VMF 513	EL TORO	VF FB	A1	20	20	20	20	NAS CUBI PNT	CUBI PNT	H G	A2	2	2	2	2
VMF 531	ATSUGI	VF FB	A1	20	20	20	20			VU G	A2	1	1	1	1
VMF 542	EL TORO	VF FB	A1	20	20	20	20			VT BJ	A6	2	2	2	2
								NAF	NAHA	VR M	A2	3	3	3	3
MARINE ATTACK SQDNS				NAVSTA				SANGLEY PNT				COMUSTDC			
VMA 121	EL TORO	VA L	A1	20	20	20	20			VT AP	A6	3	3	3	3
VMA 211	EL TORO	VA L	A1	20	20	20	20			VR H	A2	1	1	1	1
VMA 212	KANEHOE	VA L	A1	20	20	20	20			H G	A2	1	1	1	1
VMA 214	KANEHOE	VA L	A1	20	20	20	20			VT AP	A6	1	1	1	1
VMA 223	EL TORO	VA L	A1	20	20	20	20			H G	A2	1	1	1	1
VMA 311	IWAKUNI	VA L	A1	20	20	20	20			VR M	A2	1	1	1	1
VMA 332	IWAKUNI	VA L	A1	20	20	20	20			VR C	A2	1	1	1	1
MARINE COMPOSITE PHOTOGRAPHIC SQDNS				NAVSTA 14 ND				MIDWAY				SEVENTEENTH NAVAL DISTRICT			
VMCJ 1	IWAKUNI	VF P	A1	6	6	6	6			VU G	A2	3	3	3	3
VMCJ 3	EL TORO	VF QM	A1	12	12	12	12			H G	A2	1	1	1	1
		VA QM	A1	12	12	12	12			VR M	A2	1	1	1	1
MARINE TRANSPORT SQDNS				NAVSTA 17 ND				ADAK				NAVSTA 17 ND			
VMGR 152	IWAKUNI	VR H	A2	8	8	4	4			VR H	A2	2	2	2	2
		VR M	A2	8	8	8	8			VR H	A2	2	2	2	2
		VG	A2	2	2	8	12			VU G	A2	3	3	3	3
MARINE HELICOPTER TRANSPORT SQDNS				NAVSTA 17 ND				KODIAK				CV AND LPH UTILITY AIRCRAFT			
HMRL 161	KANEHOE	H M	A1	24	24	24	24			VR C	A2	1	1	1	1
HMRL 364	SANTA ANA	H M	A1	24	24	24	24			H G	A2	1	1	1	1
HMRL 163	SANTA ANA	H M	A1	24	24	24	24			H G	A2	1	1	1	1
HMRL 261	FUTEMA	H M	A1	24	24	24	24			PT HUENEME	H G	1	1	1	1
HMRL 361	SANTA ANA	H M	A1	24	24	24	24			VR C	A2	1	1	1	1
HMRL 362	ABD PRINCETN	H M	A1	24	24	24	24			VR C	A2	1	1	1	1
HMRL 363	EL TORO	H M	A1	24	24	24	24			VR C	A2	1	1	1	1
HMRM 462	SANTA ANA	H H	A1	24	24	24	24			VR C	A2	1	1	1	1
MARINE UTILITY SQDNS				NAVSTA 17 ND				KODIAK				CV AND LPH UTILITY AIRCRAFT			
VMO 2	SUKIRON	VU L	A1	9	9	9	9			VR C	A2	1	1	1	1
		H L	A1	12	12	12	12			H G	A2	1	1	1	1
VMO 6	CAMP PENDLET	VU L	A1	12	10	10	10			VR C	A2	1	1	1	1
		H L	A1	15	15	15	15			H G	A2	2	2	2	2
DIRECT FLEET SUPPORT UNITS OPERATIONAL TEST AND EVALUATION FORCE				NAVSTA 17 ND				KODIAK				CV AND LPH UTILITY AIRCRAFT			
VX 4	POINT MUGU	VF FB	A9	7	7	7	7			VR C	A2	1	1	1	1
		VA L	A9	2	2	2	2			H G	A2	1	1	1	1
		VT AJ	A6	1	1	1	1			PT HUENEME	H G	1	1	1	1
		VT AP	A6	1	1	1	1			VR C	A2	1	1	1	1
VX 5	CHINA LAKE	VA L	A9	7	7	7	7			VR C	A2	1	1	1	1
		VA H	A9	1	1	1	1			VR C	A2	1	1	1	1
		VT AJ	A6	1	1	1	1			VR C	A2	1	1	1	1
		VT AP	A6	1	1	1	1			VR C	A2	1	1	1	1
MARINE AIR FMF + FORCE AVIATION HOTRS SQDN				NAVSTA 17 ND				KODIAK				CV AND LPH UTILITY AIRCRAFT			
H+MS AFMFPAC	EL TORO	VR H	A2	1	1	1	1			VR C	A2	1	1	1	1
		VR M	A2	2	2	2	2			H G	A2	2	2	2	2
		VT AJ	A6	2	2	2	2			VR C	A2	1	1	1	1
		VT AP	A6	1	1	1	1			VR C	A2	1	1	1	1
MARINE FLEET TRAINING SQDNS				NAVSTA 17 ND				KODIAK				CV AND LPH UTILITY AIRCRAFT			
VMT 2	EL TORO	VT AJ	A4	24	24	24	24			VR C	A2	1	1	1	1
FLT BASES OVERSEAS USMC				NAVSTA 17 ND				KODIAK				CV AND LPH UTILITY AIRCRAFT			
MCAS 14 ND	KANEHOE	VR M	A2	1	1	1	1			VR C	A2	1	1	1	1
		VT AJ	A6	2	2	2	2			H G	A2	2	2	2	2
		VT AP	A6	2	2	2	2			VR C	A2	1	1	1	1
		H G	A2	2	2	2	2			VR C	A2	1	1	1	1
MCAF FUTEMA	OKINAWA	VT AP	A6	2	2	2	2			VR C	A2	1	1	1	1

CONFIDENTIAL

CONFIDENTIAL

DECLASSIFIED

TABLE 1

PROGRAM OPERATING ALLOWANCES

UNIT	LOCATION	CLASS	PRI-MARY OPTG. STATUS	OPERATING ALLOWANCES				UNIT	LOCATION	CLASS	PRI-MARY OPTG. STATUS	OPERATING ALLOWANCES			
				31 DEC 1961	31 MAR 1962	30 JUN 1962	30 SEP 1962					31 DEC 1961	31 MAR 1962	30 JUN 1962	30 SEP 1962
INDIRECT FLEET SUPPORT UNITS NAVAL ATTACHES AND MISSIONS PAC								ELEVENTH NAVAL DISTRICT							
ATT DJAKARTA	INDONESIA	VR M	A8	1	1	1	1	US NAV PAR FAC	EL CENTRO	VR M	A8	1	1	1	1
ATT CANBERRA	AUSTRALIA	VR M	A8	1	1	1	1	NAF 11 NAV DST	CHINA LAKE	VR M	A8	2	2	2	2
NAVSEC JUSMAG	THAILAND	VR M	A8	1	1	1	1			H G	A8	1	1	1	1
MAAG SAIGON	VIETNAM	VR M	A8	1	1	1	1	NAS 11 NAV DST	SAN DIEGO	VR M	A8	4	4	4	4
MAAG REP CHINA	TAIWAN	VR M	A8	1	1	1	1			VU L	A8	2	2	2	2
ATT SINGAPORE	MALAYA	VR M	A8	1	1	1	1			VT BJ	A6	8	8	8	8
										VT AP	A6	10	10	10	10
										VT BP	A6	6	6	6	6
								NAF 11 NAV DST	LITCHFLD PRK	VR M	A8	1	1	1	1
										VT AP	A6	1	1	1	1
								NAS 11 NAV DST	MIRAMAR	VR M	A8	2	2	2	2
										VR C	A2	2	2	2	2
										VT BJ	A6	3	3	3	3
										VT AP	A6	2	2	2	2
										H G	A8	1	1	1	1
								NAS 11 NAV DST	POINT MUGU	VT BJ	A6	3	3	3	3
										H G	A6	5	5	5	5
								NMF	PNT ARGUELLO	VT BJ	A6	2	2	2	2
										VT AP	A6	1	1	1	1
								NAAS 11 NAVDST	REAM FIELD	VT AP	A6	1	1	1	1
NAVAL AIR BASES								TWELFTH NAVAL DISTRICT							
PAC MISSILE RNG	POINT MUGU	VF P	A9	1	1	1	1	NAS 12 NAV DST	ALAMEDA	VR H	A8	1	1	1	1
		VS	A9	6	6	6	6			VR M	A8	3	3	3	3
		VW H	A9	7	7	7	7			VR C	A2	4	4	4	4
		VR H	A9	5	5	5	5			VU L	A8	2	2	2	2
		VR M	A9	1	1	1	1			VU G	A8	1	1	1	1
		VT AP	A8	1	1	1	1			VT BJ	A6	5	5	5	5
		H M	A8	1	1	1	1			VT AP	A6	5	5	5	5
		VK D JET	A9	13	13	13	13			VT AP	A8	1	1	1	1
		VK D PROP	A9	3	3	3	3			H G	A8	1	1	1	1
								NAAS 12 NAVDST	FALLON	VR H	A8	1	1	1	1
										VT BJ	A6	1	1	1	1
										VT AP	A6	1	1	1	1
										H G	A8	2	2	2	2
								NAS 12 NAVDST	LEMOORE	VR M	A8	1	1	1	1
										VT BJ	A6	2	2	2	2
										VT AP	A6	3	3	3	3
								NAS 12 NAV DST	MOFFETT FLD	H G	A8	1	1	1	1
										VR C	A2	1	1	1	1
										VT BJ	A6	1	1	1	1
										VT AP	A6	4	4	4	4
								NAF 12 NAVDST	MONTEREY	H G	A8	1	1	1	1
										VT BJ	A6	12	12	12	12
										VT AP	A6	20	20	20	20
										VT BP	A6	11	11	11	11
										H G	A8	1	1	1	1
								THIRTEENTH NAVAL DISTRICT							
								NAS 13 NAV DST	WHDBY ISLAND	VR H	A8	1	2	2	2
										VR M	A8	2	1	1	1
										VR C	A2	1	1	1	1
										VU G	A8	1	1	1	1
										VT AP	A6	2	2	2	2
										VT AP	A8	1	1	1	1
										H G	A8	2	2	2	2
								POTOMAC RIVER NAVAL COMMAND							
								NAS ANACOSTIA	ANACOSTIA	VR H	A8	2	2	2	2
										VR M	A8	6	6	6	6
										VU L	A8	4	4	4	4
										VT BJ	A6	15	15	15	15
										VT AP	A6	44	44	44	44
										VT AP	A8	2	2	2	2
										VT BP	A6	11	11	11	11
										H G	A6	1	1	1	1
								NWL	DAHLGREN	VT AP	A6	1	1	1	1
								NAS PTXNT RIV	PTXNT RIVER	VW H	A9	2	2	2	2
										VR H	A9	1	1	1	1
										VR M	A8	2	2	2	2
										VU G	A8	1	1	1	1
										VT BJ	A6	3	2	2	2
										VT AP	A6	2	2	2	2
										H G	A8	2	2	2	2
								SEVERN RIVER NAVAL COMMAND							
								NAF ANNAPOLIS	ANNAPOLIS	VU G	A6	8			
										H G	A8	1	1		
								BUWEP'S INSPECTORS AND REPRESENTATIVES							
								BWFLTRREP CEN	WRGT PAT AFB	VR M	A8	1	1	1	1
										VT AP	A6	1	1	1	1
								BWR AKRON	AKRON	VT AP	A8	1	1	1	1
								BWR BALTIMORE	BALTIMORE	VT AP	A8	1	1	1	1
								BWR BUFFALO	BUFFALO	VT AP	A8	1	1	1	1
								BWR BURBANK	BURBANK	VT AP	A8	1	1	1	1
								BWR COLUMBUS	COLUMBUS	VT BJ	A8	1	1	1	1
										VT AP	A8	1	1	1	1
								BWR EST HRTFRD	EST HARTFORD	VT AP	A8	1	1	1	1
								BWR EL SEGUNDO	EL SEGUNDO	VT AP	A8	1	1	1	1
								BWR ST LOUIS	ST LOUIS	VT AP	A8	1	1	1	1
								BWR TETERBORO	TETERBORO	VT AP	A8	1	1	1	1
								AVIONICS FAC	INDIANAPOLIS	VT AP	A8	1	1	1	1

CONFIDENTIAL

CONFIDENTIAL

DECLASSIFIED

TABLE 1

PROGRAM OPERATING ALLOWANCES

UNIT	LOCATION	CLASS	PRI-MARY OPTG. STATUS	OPERATING ALLOWANCES				UNIT	LOCATION	CLASS	PRI-MARY OPTG. STATUS	OPERATING ALLOWANCES			
				30 SEP 1961	31 DEC 1961	31 MAR 1962	30 JUN 1962					30 SEP 1961	31 DEC 1961	31 MAR 1962	30 JUN 1962
MARINE CORPS BASES AND AIR STATIONS				NAVAL AIR TECHNICAL TRAINING COMMAND											
HMX 1	QUANTICO	H L	A9	4	4	4	4	NATECHTRAU	LAKEHURST	VT SP	A4	1	1	1	1
		H M	A9	18	18	18	18	NATECHTRAU	OLATHE	VT BJ	A4	5			
		H H	A9	2	2	2	2			VT AP	A4	4			
MCAAS	YUMA	VR M	A8	2	2	2	2			VT BP	A4	7			
		VT BJ	A6	2	2	2	2	NATECHTRAU	PENSACOLA	VT AP	A6	6	6	6	6
		VT AP	A6	1	1	1	1	NATECHTRAU	PHILADELPHIA	VT AP	A6	1	1	1	1
		H G	A8	2	2	2	2	NAS	GLYNCO	VF FB	A4		32	32	32
MCAS SO+ES	EL TORO	VR M	A8	3	3	3	3			VW H	A4		4	4	4
		VU L	A8	1	1	1	1			VR M	A8	1	1	1	1
		VT BJ	A6	2	2	2	2			VT BJ	A4		4	4	4
		VT AP	A6	4	4	4	4			VT SJ	A4		13	13	13
		H G	A8	2	2	2	2			VT AP	A6	2	6	6	6
MCAS SO+ES	CHERRY POINT	VR H	A8	1	1	1	1			VT BP	A6		7	7	7
		VR M	A8	2	2	2	2			H G	A8	1	1	1	1
		VU L	A8	1	1	1	1			VF FB	A4	32			
		VT BJ	A6	2	2	2	2	NAVICOFFSCOL	GLYNCO	VW H	A4	4			
		VT AP	A6	1	1	1	1			VT BJ	A4	3			
		H G	A8	2	2	2	2			VT SJ	A4	6			
MCAS AES 12	QUANTICO	VR M	A8	2	2	2	2			VT AP	A6	4			
		VT AP	A6	6	6	6	6			VT BP	A6	7			
		VT AP	A8	1	1	1	1	NAS	MEMPHIS	VR M	A8	3	3	3	3
		VT BP	A6	7	7	7	7			VT BJ	A6	2	2	2	2
MCAF	NEW RIV JAX	VR H	A8	1	1	1	1			VT AP	A6	5	5	5	5
		VT AP	A6	1	1	1	1			VT AP	A8	1	1	1	1
		VT BP	A6	2	2	2	2			VT BP	A6	2	2	2	2
HQ MC FLT SECT	ANACOSTIA	VR H	A8	1	1	1	1			H G	A8	1	1	1	1
		VR M	A8	2	2	2	2								
		VU L	A8	1	1	1	1								
		VT BP	A6	10	10	10	10								
MCAS	BEAUFORT	VR H	A8	2	2	2	2								
		VT BP	A6	2	2	2	2								
		H G	A8	2	2	2	2								
NAVAL AIR TRAINING COMMAND				NAVY AND MARINE CORPS RESERVE TRAINING											
NAVAL AIR BASIC TRAINING COMMAND				NAV+MC RES TRA											
										VF FB	A4	140	140	140	140
										VA L	A4	120	120	120	120
										V5	A4	160	160	160	160
										VP L	A4	132	132	132	132
										VR H	A4	45	45	45	45
										VR M	A4	30	30	30	30
										VU L	A4	2	2	2	2
										VT BJ	A4	34	34	34	34
TRARON 7	MERIDIAN	VT BJ	A3	54	54	54	54			VT AP	A4	21	21	21	21
TRARON 9	MERIDIAN	VT BJ	A3	54	54	54	54			VT PP	A4	18	18	18	18
TRARON 5	MERIDIAN	VR M	A8	1	1	1	1			H S	A4	128	128	128	128
NAS NABTC		VT AP	A6	2	2	2	2			H L	A4	6	6	6	6
		VT BP	A6	2	2	2	2								
		H G	A8	2	2	2	2								
NAAS NABTC	SAUFLEY FLD	VT AP	A6	3	3	3	3								
		VT BP	A6	5	5	5	5								
TRARON 1	SAUFLEY FLD	VT PP	A3	117	117	117	117								
TRARON 5	SAUFLEY FLD	VT BP	A3	46	48	51	51								
NAAS NABTC	WHITING FLD	VT AP	A6	4	4	4	4								
		VT BP	A6	6	6	6	6								
TRARON 2	WHITING FLD	VT BP	A3	164	175	193	193								
TRARON 3	WHITING FLD	VT BP	A3	164	172	173	173								
TRARON 6	WHITING FLD	VT AP	A3	23	26	26	26								
HT 8	ELLYSON FLD	H L	A3	23	23	26	26								
		H G	A3	24	24	26	26								
NAS NABTC	PENSACOLA	VF FB	A4	6	6	6	6								
		VA M	A8	1	1	1	1								
		VS	A4	3	3	3	3								
		VR H	A8	4	4	4	4								
		VR M	A8	2	2	2	2								
		VU G	A8	2	2	2	2								
		VT AJ	A4	3	3	3	3								
		VT BJ	A5	4	4	4	4								
		VT AP	A6	2	2	2	2								
		VT BP	A6	26	26	26	26								
		VT PP	A3	8	8	8	8								
		H G	A8	3	3	3	3								
TRARON 4	PENSACOLA	VT BJ	A3	75	75	75	75								
NAVAL AIR ADVANCED TRAINING COMMAND				BUWEPs RESEARCH DEVELOPMENT TEST EVALUATION											
NAAS NAATC	KINGSVILLE	VT AP	A6	2	2	2	2								
		H G	A8	2	2	2	2								
TRARON 21	KINGSVILLE	VF FB	A3	21	21	21	21								
		VT AJ	A3	23	23	23	23								
TRARON 22	KINGSVILLE	VF FB	A3	21	21	21	21								
		VT AJ	A3	22	22	22	22								
TRARON 23	KINGSVILLE	VF FB	A3	34	34	34	34								
TRARON 28	CRPS CHRISTI	VS	A3	52	52	52	52								
TRARON 29	CRPS CHRISTI	VT SP	A3	9	9	9	9								
TRARON 30	CRPS CHRISTI	VA LP	A3	26	26	26	26								
		VT BP	A3	7	7	7	7								
TRARON 31	CRPS CHRISTI	VP L	A3	9	9	9	9								
		VP S	A3	6	6	6	6								
NAS NAATC	CRPS CHRISTI	VR H	A8	1	1	1	1								
		VR M	A8	6	6	6	6								
		VU G	A8	2	2	2	2								
		VT BJ	A6	3	3	3	3								
		VT AP	A6	5	5	5	5								
		VT AP	A8	1	1	1	1								
		VT SP	A3	6	6	6	6								
		H G	A8	2	2	2	2								
NAAS NAATC	CHASE	VT AP	A6	2	2	2	2								
		H G	A8	2	2	2	2								
TRARON 24	CHASE	VF FB	A3	21	21	21	21								
		VT AJ	A3	23	23	23	23								
TRARON 25	CHASE	VF FB	A3	21	21	21	21								
		VT AJ	A3	22	22	22	22								
TRARON 26	CHASE	VF FB	A3	33	33	33	33								
NAAS NAATC	NEW IBERIA	VT AP	A6	2	2	2	2								
		H G	A8	2	2	2	2								
TRARON 27	NEW IBERIA	VS	A3	50	50	50	50								

~~CONFIDENTIAL~~

DECLASSIFIED

TABLE 1A

PROGRAM OPERATING ALLOWANCES *

SUBCLASS	TOTAL	LANT USN	LANT USMC	PAC USN	PAC USMC	NABS USN	NABS USMC	BWRS	NABTC	NAATC	NATTC	NART	RDT&E
TOTAL	7554	1699	461	1758	686	448	92	13	868	438	90	836	165
VF FB	1339	297	120	369	174				6	151	32	140	50
VF P	86	24	9	32	18	1							2
VA L	921	235	120	289	140							120	17
VA M	1								1				
VA H	171	79		85									7
VA P	26	12		12									2
VA G	19	9		9									1
VA OM	42		6	18	18								
VA LP	314	139	2	139						26			8
VS	631	205		149		8			3	102		160	4
VP L	490	206		131		1				9		132	11
VP S	90	24		60						6			
VW M	79	29		46									4
VW H	81	28		34		9					4		6
VR H	140	27	3	28	13	15	2		4	1		45	2
VR M	216	46	21	17	23	45	14	1	3	6	4	30	6
VR C	65	32		23		9							1
VG	5		3			2							
VU L	53	7	9		19	13	3					2	
VU G	48	12		21		10			2	2			1
VT AJ	274	41	37	51	49				3	90			3
VT BJ	339			12		81	6	1	187	3	6	34	9
VT SJ	25	4		3							13		5
VT AP	356	21	2	33	7	168	14	11	48	12	19	21	
VT BP	531	8		8		42	21		434	7	9		2
VT PP	146	1							125			18	2
VT SP	21	3		2						15	1		
H S	315	108		71								128	8
H L	69		9		27		4		23			6	
H M	290	1	96	4	168	3	18						
H H	50		24		24		2						
H G	227	80		65	4	27	8		29	8	2		4
Z	2												2
VK D JET	51	8		26		13							4
VK D PROP	41	13		21		3							4

* AS OF 30 JUNE 1962

~~CONFIDENTIAL~~

DECLASSIFIED

~~CONFIDENTIAL~~

TABLE 1B

PROGRAM OPERATING ALLOWANCES

LANT

SUBCLASS	TOTAL	NAVY COMBAT	FLT. TRNG.	OSEAS BASES	IN FLIGHT REFUELER	VUROMS	OPTEVFOR	CV UTILITY	ATT. & MISS.	AIRCRAFT FERRY SODN	MARINE COMBAT	H & HS	VMT-1
TOTAL	2160	1308	206	69		50	32	17	17		435	6	20
VF FB	417	270				27					120		
VF P	33	24									9		
VA L	355	235									120		
VA H	79		79										
VA P	12		12										
VA Q	9	9											
VA QM	6										6		
VA LP	141	107	30	2							2		
VS	205	201					4						
VP L	206	200					6						
VP S	24	24											
VW M	29		29										
VW H	28	28											
VR H	30	16		6			5				2	1	
VR M	67	11		18			4		13		20	1	
VR C	32	18						14					
VG	3												
VU L	16			2			5				3		
VU G	12			10					2		9		
VT AJ	78		41								15	2	20
VT SJ	4		4										
VT AP	23			19			1		1			2	
VT BP	8		8										
VT PP	1			1									
VT SP	3		3										
H S	108	105					3						
H L	9										9		
H M	97							1			96		
H H	24										24		
H G	80	60		11		2	4	2	1				
VK D JET	8					8							
VK D PROP	13					13							

* AS OF 30 JUNE 1962

~~CONFIDENTIAL~~

~~CONFIDENTIAL~~

TABLE IC

PROGRAM OPERATING ALLOWANCES * ~~CONFIDENTIAL~~
PAC

SUBCLASS	TOTAL	NAVY COMBAT	FLT. TRNG.	OSEAS BASES	IN FLIGHT REFUELER	VURONS	OPTEVFOR	CV UTILITY	ATT. & MISS	AIRCRAFT FERRY SODN	MARINE COMBAT	H & HS	VMT-2
TOTAL	2444	1318	222	94	18	92	21	14	6		629	6	24
VF FB	543	335				27	7				174		
VF P	50	32									18		
VA L	429	280					9				140		
VA H	85		84				1						
VA P	12		12										
VA Q	9	9											
VA QM	36		18								18		
VA LP	139	131				8							
VS	149	149											
VP L	131	131											
VP S	60	60											
VW M	46		46										
VW H	34	34											
VR H	41	22		6	8						4	1	
VR M	40	4	1	6	8	1			6		12	2	
VR C	23	10		1				12					
VG	2				2								
VU L	19										19		
VU G	21			21									
VT AJ	100	1	48	2			2				21	2	24
VT BJ	12			12									
VT SJ	3		3										
VT AP	40			30		5	2				2	1	
VT BP	8		8										
VT SP	2		2										
H S	71	71											
H L	27										27		
H M	172			4							168		
H H	24										24		
H G	69	49		12		4		2			2		
VK D JET	26					26							
VK D PROP	21					21							

* AS OF 30 JUNE 1962

~~CONFIDENTIAL~~

TOTAL PROGRAM & NON-PROGRAM AIRCRAFT

~~CONFIDENTIAL~~

TABLE 2

LOCATION OF AIRCRAFT INVENTORY AND
PLANNED OPERATING ASSIGNMENTS
BY COMMAND AND UNIT

DECLASSIFIED

LANT UNIT	LOCATION	MODEL *	INVENTORY		PLANNED OPERATING ASSIGNMENTS				LANT UNIT	LOCATION	MODEL *	INVENTORY		PLANNED OPERATING ASSIGNMENTS												
			S T A T U S	NO. ON BOARD	31 DEC 1961	31 MAR 1962	30 JUN 1962	30 SEP 1962				S T A T U S	NO. ON BOARD	31 DEC 1961	31 MAR 1962	30 JUN 1962	30 SEP 1962									
																		POOL	OPERA- TING	POOL	OPERA- TING					
Planned Assignments of Table 2 are omitted from this issue, except for NASS, pending program review																										
CARRIER AIR GROUPS																										
CVG 1																										
VF 14	CECIL FIELD	F3H 2	A1	14					VA 42	OCEANA	AD 6 AD 5 T 28B	A1 A1 A4	14	2	3											
				* 14*									*	19*												
VF 11	CECIL FIELD	F8U 1 F8U 1	A1 D5	11	2				VA 44	JACKSONVILLE	A4D 2 A4D 2N A4D 2N A4D 1 A4D 1 AD 6 AD 5 F9F 8T F9F 8T T 28B	A1 D5 A1 D5 A1 G6 A1 A1 A4 D5 A4	23	1	14	3	10	12	2	20	2	4	85*			
				11*	2*									7*												
VA 12	CECIL FIELD	A4D 2 A4D 2 A4D 2	A1 B D5	13	1	2			VAH 3	SANFORD	A3J 1 A3D 2 A3D 1 A3D 1 A3D 1 HF RAD 6 F9F 8T A3D 2T A3D 2T	A1 A1 A1 D5 HF A4 A4 A4 D5	13*	1	1	9	3	1	1	4	4	2	6*	25*		
				13*	3*																					
VA 15	JACKSONVILLE	AD 6	A1	12																						
				* 12*																						
VA 172	CECIL FIELD	A4D 2N	A1	12																						
				* 12*																						
VAH 11	SANFORD	A3D 2 A3D 2 A3D 2	A1 G5 G6	8	1	2																				
				8*	3*																					
CVG 3																										
VF 31	CECIL FIELD	F3H 2 F3H 2 F3H 2	A1 D5 G6	12	4	1			VA 64	OCEANA	A4D 2N	A1	8													
				12*	5*								* 8*													
VF 32	CECIL FIELD	F8U 2N F8U 2N F8U 2N	A1 G6 H6	12	1	1			VA 65	ABD INTREPID	AD 6 AD 5	A1 A1	12	1												
				12*	2*								* 13*													
VA 34	CECIL FIELD	A4D 2 A4D 2 A4D 2 A4D 2	A1 B D5 G6	10	2	5			VA 66	ABD INTREPID	A4D 2N	A1	12													
				10*	8*								* 12*													
VA 35	JACKSONVILLE	AD 6 AD 6 AD 5	A1 G6 A1	11	1	1			VA 76	ABD INTREPID	A4D 2 A4D 2	A1 B	11	1												
				12*	1*								11*													
VA 36	CECIL FIELD	A4D 2N	A1	12																						
				12*																						
VAH 9	SANFORD	A2D 2 A3D 2 A3D 2	A1 D5 G6	11	2	1																				
				11*	3*																					
RCVG 4																										
VA 43	OCEANA	A4D 2 A4D 2N A4D 2N A4D 1 A4D 1 F9F 8T F9F 8T	A1 A1 D5 A1 G6 A4 D5	19	3	1			VA 72	ABD INDEPEND	A4D 2N A4D 2N	A1 HF	11	1												
				19	7*								* 11*													
VF 101	KEY WEST	F3H 2 F3H 2 F3H 2 F4D 1 F9F 8T F9F 8T	A1 D5 G5 A1 A4 D5	18	2	2			VAH 1	ABD INDEPEND	A3D 2	A1	12													
				32*	5*								* 12*													
DET A	OCEANA	F4H 1 F4H 1F F9F 8T F9F 8T F3D 2T2	A1 A1 A4 D5 A4	6	1	5																				
				23*	1*																					
VF 174	CECIL FIELD	F8U 2 FRU 2 F8U 2N F8U 1 F8U 1 FRU 1 FRU 1 F8U 1E F9F 8T	A1 D5 A1 A1 D5 D5 A1 A4	16	3	12	4	2	1	2																
				35*	6*																					

* Models not showing inventory are for planning purposes.

~~CONFIDENTIAL~~

CONFIDENTIAL

**TOTAL PROGRAM & NON-PROGRAM AIRCRAFT
LOCATION OF AIRCRAFT INVENTORY AND
PLANNED OPERATING ASSIGNMENTS
BY COMMAND AND UNIT**

DECLASSIFIED

LANT UNIT	LOCATION	MODEL *	INVENTORY		PLANNED OPERATING ASSIGNMENTS				LANT UNIT	LOCATION	MODEL *	INVENTORY		PLANNED OPERATING ASSIGNMENTS											
			NO. ON BOARD		31 DEC 1961	31 MAR 1962	30 JUN 1962	30 SEP 1962				NO. ON BOARD		31 DEC 1961	31 MAR 1962	30 JUN 1962	30 SEP 1962								
			POOL	OPERA- TING								POOL	OPERA- TING												
CVG 10													VAW 12 DET 41	ABD INDEPEND	WF 2	A1	*	4*							
VA 46	CECIL FIELD	A4D 2N A4D 2N A4D 2N	A1 B D5	1 3 4*	11*					VAW 33	QUONSET PNT	AD 50 AD 50 AD 5W AD 5W AD 5W TF 10	A1 B A1 B Y A1	1 1 6 1 6*	8 14 24*										
VF 13	CECIL FIELD	F4D 1 F4D 1	A1 D5	4 4*	14*					DET 41	ABD INDEPEND	AD 50	A1	*	3 3*										
VF 62	CECIL FIELD	F8U 1 F8U 1 F8U 1	A1 D5 G6	5 1 6*	14*					DET 45	ABD ESSEX	AD 5W	A1	*	4*										
VA 106	CECIL FIELD	A4D 2 A4D 2 A4D 2	A1 B D5	3 2 5*	10*					FLEET AIR RECONNAISSANCE SODNS															
VA 176	JACKSONVILLE	AD 6	A1	*	12 12*					VO 2	ROTA	A3D 2Q A3D 2Q A3D 2Q WV 2Q WV 2Q WV 2Q	A1 D5 G5 A1 B F6	2 1 1 1 1 5*	8 2 2 10*										
CVG 13													CARRIER ANTI SUBMARINE GROUPS												
VF 131	CECIL FIELD	F3H 2 AD 6	A1 A1		8 1 9*					CVSG 60															
VF 132	CECIL FIELD	F8U 2N	A1	*	8 8*					VS 34	QUONSET PNT	S2F 3 S2F 3 S2F 1 S2F 1 S2F 1S S2F 1S S2F 1S	A1 B A1 D5 A1 B D5	1 1 1 1 1 4*	1 2 6 9*										
VA 133	CECIL FIELD	A4D 2 A4D 2	A1 D5	1 1*	6 6*					VS 39	QUONSET PNT	S2F 3 S2F 1 S2F 1 S2F 1S S2F 1S S2F 1S	A1 A1 D5 A1 B D5	1 1 1 1 1 3*	2 3 5 10*										
VA 134	CECIL FIELD	A4D 2	A1	*	7 7*					HS 9	ABD ESSEX	HSS 1	A1	*	14 14*										
VA 135	JACKSONVILLE	AD 6	A1	*	8 8*					CVSG 54															
CVG 16													VS 22	QUONSET PNT	S2F 1 S2F 1 S2F 1S S2F 1S	A1 D5 A1 D5	1 1 1 2*	4 6 10*							
VA 165	JACKSONVILLE	AD 6	A1	*	1 1*					VS 32	QUONSET PNT	S2F 1 S2F 1S S2F 1S S2F 1S	A1 A1 B D5	1 2 1 3*	4 6 10*										
VF 162	ABD INTREPID	F4D 1 F4D 1	A1 19	1 1*	12 12*					HS 5	QUONSET PNT	HSS 1N	A1	*	15 15*										
PHOTOGRAPHIC SODNS													CVSG 56												
VFP 62	CECIL FIELD	F8U 1P F8U 1P	A1 D5	3 3*	19*					VS 24	ABD ESSEX	S2F 1 S2F 1 S2F 1S S2F 1S1	A1 B D5 A1	1 1 1 2*	1 7 1 9*										
DET 33	ABD INTREPID	F8U 1P	A1	*	1 1*					VS 27	ABD ESSEX	S2F 1S S2F 1S1 S2F 1S1	A1 A1 B	1 1 1*	10 1 11*										
DET 41	ABD INDEPEND	F8U 1P F8U 1P	A1 G6	1 1*	1 1*					HS 3	NORFOLK	HSS 2	A1	*	10 10*										
VAP 62	JACKSONVILLE	A3D 2P A3D 2P A3D 2P F9F 8T	A1 D5 G5 A4	1 3 4*	8 9*					AIR EARLY WARNING SODNS															
VAW 12	QUONSET PNT	WF 2 WF 2 WF 2 WF 2	A1 B D5 G6	4 5 1 10*	25 25*																				

TOTAL PROGRAM & NON-PROGRAM AIRCRAFT

TABLE 2

LOCATION OF AIRCRAFT INVENTORY AND
PLANNED OPERATING ASSIGNMENTS

BY COMMAND AND UNIT

DECLASSIFIED

LANT UNIT	LOCATION	MODEL *	INVENTORY		PLANNED OPERATING ASSIGNMENTS				LANT UNIT	LOCATION	MODEL *	INVENTORY		PLANNED OPERATING ASSIGNMENTS			
			S T A T U S	NO. ON BOARD	31 DEC 1961	31 MAR 1962	30 JUN 1962	30 SEP 1962				S T A T U S	NO. ON BOARD	31 DEC 1961	31 MAR 1962	30 JUN 1962	30 SEP 1962
CVSG 52																	
VS 28	QUONSET PNT	S2F 1 S2F 1 S2F 1S S2F 1S S2F 1S1	A1 D5 A1 B D5	2 4 1 1 4*	4 4 8*				VP 10	BRUNSWICK	P2V 5FS P2V 5FS P2V 5FS	A1 B D5	11 3 1 4*				
VS 31	QUONSET PNT	S2F 1 S2F 1 S2F 1S	A1 B A1	1 1 1*	4 5 9*				VP 11	BRUNSWICK	P2V 7S P2V 7S	A1 B	11 3 3*	11			
HS 11	QUONSET PNT	HSS 1N HSS 1N	A1 MF	1 1*	12 12*				VP 16	JACKSONVILLE	P2V 5FS P2V 5FS P2V 5FS	A1 B D5	11 1 2*	11			
CVSG 58									VP 18	JACKSONVILLE	P2V 7S P2V 7S	A1 G6	11 1 1*	11			
VS 26	NORFOLK	S2F 3	A1	* 10 10*					VP 21	ARGENTIA	P2V 7S P2V 7S	A1 B	10 3 3*	10			
VS 36	NORFOLK	S2F 3	A1	* 10 10*					VP 23	BRUNSWICK	P2V 7S P2V 7S	A1 B	12 1 1*	12			
HS 7	NORFOLK	HSS 1N HSS 1N	A1 B	2 2*	14 14*				VP 24	NORFOLK	P2V 7S P2V 7S	A1 B	13 1 1*	13			
CVSG 62									VP 26	ROTA	P2V 5FS	A1	* 7*	7			
VS 20	QUONSET PNT	S2F 1S	A1	* 2 2*					DET 13	KEFLAVIK	P2V 5FS	A1	* 4 4*	4			
VS 42	QUONSET PNT	S2F 1S	A1	* 2 2*					VP 44	SIGONELLA	P2V 5FS	A1	* 11 11*	11			
HS 13	QUONSET PNT	HSS 1N	A1	* 6 6*					VP 56	NORFOLK	P2V 7S P2V 7S P2V 7S	A1 B D5	10 2 2 4*	10			
RCVSG 90									VP 661	PTXNT RIVER	P2V 5F	A1	* 10*	10			
VS 30	KEY WEST	S2F 3 S2F 1 S2F 1S S2F 1S S2F 1S1 S2F 1S1	A1 A1 A1 D5 A1 D5	3 5 7 1 1 1*	16*				VP 741	JACKSONVILLE	P2V 5F	A1	* 10 10*	10			
HS 1	KEY WEST	HSS 2 HSS 1N	A1 A1	4 9 13*					VP 832	NEW YORK	P2V 5F	A1	* 3 3*	3			
VS SODVNS INSHORE PATROL									VP 933	WILLOW GROVE	P2V 5F	A1	* 7*	7			
VS 733	SO WEYMOUTH	S2F 1	A2	* 10 10*					<u>PATROL SQDNS SEA PLANE</u>								
VS 751	LAKEHURST	S2F 1	A1	* 10 10*					VP 45	BERMUDA	P5M 2S P5M 2S	A1 B	11 1 1*	11			
VS 821	NEW ORLEANS	S2F 1	A1	* 10 10*					VP 49	BERMUDA	P5M 2S P5M 2S	A1 B	11 2 2*	11			
VS 837	NEW YORK	S2F 1	A1	* 9 9*					<u>REPLACEMENT PATROL SQUADRON</u>								
VS 861	NORFOLK	S2F 1	A1	* 10 10*					VP 30	JACKSONVILLE	P2V 7S P2V 7S P2V 5FS P2V 5FS P5M 2S	A1 D5 A1 D5 A1	9 1 10 2 3 3*	9			
VS 915	SO WEYMOUTH	S2F 1	A1	* 10 10*					<u>FLEET WEATHER SQDN</u>								
VS 935	WILLOW GROVE	S2F 1	A1	* 4 4*					VW 4	ROOSEVLT RDS	WV 3 WV 3 WV 2	A1 D6 A1	5 1 1*	5			
<u>PATROL SQDNS LAND PLANE</u>																	
VP 5	JACKSONVILLE	P2V 5FS	A1	* 11 11*					<u>BARRIER SQUADRONS</u>								
VP 7	JACKSONVILLE	P2V 5FS P2V 5FS	A1 B	11 2 2*	11*				VW 11	ARGENTIA	WV 2 WV 2 WV 2 WV 2	A1 D6 G5 I	7 1 1 1 3*	7			
VP 8	PTXNT RIVER	P2V 5FS P2V 5FS P2V 5FS	A1 B D5	11 2 2*	11*				VW 13	ARGENTIA	WV 2 WV 2 WV 2 WV 2	A1 B D6 G5	7 1 1 1 3*	7			
<u>AEWTRONIT</u>																	
									AEWTRONIT	PTXNT RIVER	WV 2 RTV 1 RTV 1	A1 A5 B	4 3 1 1*	4			

* Models not showing inventory are for planning purposes

TOTAL PROGRAM & NON-PROGRAM AIRCRAFT

CONFIDENTIAL

TABLE 2

LOCATION OF AIRCRAFT INVENTORY AND
PLANNED OPERATING ASSIGNMENTS

DECLASSIFIED

BY COMMAND AND UNIT

LANT UNIT	LOCATION	MODEL *	INVENTORY		PLANNED OPERATING ASSIGNMENTS				LANT UNIT	LOCATION	MODEL *	INVENTORY		PLANNED OPERATING ASSIGNMENTS			
			S T A T U S	NO. ON BOARD	31 DEC 1961	31 MAR 1962	30 JUN 1962	30 SEP 1962				S T A T U S	NO. ON BOARD	31 DEC 1961	31 MAR 1962	30 JUN 1962	30 SEP 1962
<u>MARINE TRANSPORT SQDN'S</u>																	
VMR/VMGR 252	CHERRY POINT	R40 2 R40 2 GV 1	A2 B A2	1 2 1*	2 4*												
VMR 353	CHERRY POINT	R40 2	A2	*	23 23*												
<u>MARINE HELICOPTER TRANSPORT SQDN'S</u>																	
HMRL 162	NEW RIV JAX	HUS 1	A1	*	22 22*												
HMRL 264	NEW RIV JAX	HUS 1	A1	*	20 20*												
HMRL 262	NEW RIV JAX	HUS 1	A1	*	14 14*												
	SUB 2	NEW RIV JAX	HUS 1	A1	*	8 8*											
HMRL 263	ABD VALY FRG	HUS 1 HRS 3	A1 A1	*	20 22*												
HMRM 461	ABD CHMPLAIN	HR25 1	A1	*	12 12*												
<u>MARINE UTILITY SQDN'S</u>																	
VMO 1	NEW RIV JAX	OE 2 OE 1 OE 1 HOK 1	A1 A1 B A1		6 3 8 3*												
<u>OPERATIONAL TEST AND EVALUATION FORCE</u>																	
VX 1	KEY WEST	S2F 3 S2F 2 S2F 15 S2F 151 P2V 75 SNB 5 HSS 2 HSS 1 HSS 1N	A9 A9 A9 A1 A9 A6 A9 A9 A9		2 1 1 4 1 1 2 1 1 14*												
VX 6	QUONSET PNT	P2V 7 RTV 1 C 1309L RAD 8 UC 1 UC 1 HUS 1A HUS 1A	A8 A8 A8 A8 B B A8 C9		3 1 4 3 3 1 3 2* 17*												
<u>FLEET UTILITY AND DRONE CONTROL SQDN'S</u>																	
VU 2	OCEANA	F8U 1 F8U 1 FJ 3M FJ 3M	A8 B A8 B		0 2 2 1 3* 11*												
DET A	QUONSET PNT	JD 1	A8	*	3 3*												
VU 4	OCEANA	F8U 1 FJ 3 FJ 3M FJ 3M FJ 3M JD 1	B A8 A8 B D5 A8		1 1 8 4 1 6* 12*												
VU 8	ROOSEVLT RDS	HSS 1 HUS 1A FJ 3D2 FJ 3D2 B P2V 5PD T 288D F9F 6K2 F9F 6K2 F9F 6K F9F 6K	A2 A2 A2 A2 B A2 A2 A8 B A8 B		1 1 6 3 2 2 2 8 3 4 3* 24*												
VU 10	GTMO BAY	FJ 3M FJ 3M JD 1	A8 B A8		7 3 2* 10*												
DET	JACKSONVILLE	JD 1	A8	*	2 2*												
<u>FLEET BASES OVERSEAS</u>																	
NAVSTA	ARGENTIA	R5D 5 UF 1 SNB 5 HUS 1A HRS 3	A2 A2 A6 A2 A2		1 1 1 1 5*												
NAVSTA	BERMUDA	UF 2	A8	*	1 1*												
NAF W MALLING	KENT	R4D 8 R4D 5 R4Y 1 SNB 5	A2 A2 A2 A6		1 1 1 3* 6*												
NAF	NAPLES	F8U 1 AD 5 R5D 3Z R4D 8 R4D 8 R4D 8 R4Y 1 SNB 5 HUP 3	19 A2 A2 A2 A8 F1 A2 A6 A2	1	2 1 1 1 1 1 5 1 12*												
NAF	SIGONELLA	AD 5Q R4D 8 UF 1 SNB 5	B A2 A2 A6	1	1 1 1 3*												
NAF	LAJES	UF 2	A2	*	1 1*												
NAVSTA	KEFLAVIK	RTV 1 R5D 3 R4D 6 R4D 6 L 20 HRS 3	A2 A2 A2 A8 A2 A2		1 1 1 1 2 2 10*												
HDQTRS CMEF	DHAHRAN AFB	R5D 1Z	A2	*	1 1*												
NAS	PORT LYAUTEY	R4D 6 R4D 5 UF 2 SNB 5 HUP 3	A2 A2 A2 A6 A2		1 1 1 2 1 6*												
NAVSTA	ROTA	F8U 2 F8U 1E F8U 1E F3H 2 F4D 1 A4D 2 A4D 2 A4D 2N AD 6 AD 6 R4D 8 R4D 6 R4D 5 SNB 5 HUP 3	G5 B G5 G5 B B G5 B B G5 A2 A2 A8 A6 A2		1 1 1 1 1 1 1 2 1 1 1 1 1 1 1 1 7*												
<u>FIFTH NAVAL DISTRICT</u>																	
NAS NORFOLK	NORFOLK	F8U 1 F8U 1 F8U 1E T 54B HSS 1N	B D5 B B HF		2 5 1 1 1 10*												
<u>SIXTH NAVAL DISTRICT</u>																	
NAS JAX	JACKSONVILLE	F4D 1 F4D 1 F4D 1 AD 6 HSS 1N HSS 1N	B D5 E3 B G4 H4		12 1 2 1 1 4 21*												

* Models not showing inventory are for planning purposes.

CONFIDENTIAL

~~CONFIDENTIAL~~

TOTAL PROGRAM & NON-PROGRAM AIRCRAFT
 LOCATION OF AIRCRAFT INVENTORY AND
 PLANNED OPERATING ASSIGNMENTS

DECLASSIFIED

TABLE 2

BY COMMAND AND UNIT

LANT UNIT	LOCATION	MODEL *	INVENTORY		PLANNED OPERATING ASSIGNMENTS				LANT UNIT	LOCATION	MODEL *	INVENTORY		PLANNED OPERATING ASSIGNMENTS			
			S T A T U S	NO. ON BOARD	31 DEC 1961	31 MAR 1962	30 JUN 1962	30 SEP 1962				S T A T U S	NO. ON BOARD	31 DEC 1961	31 MAR 1962	30 JUN 1962	30 SEP 1962
<u>TENTH NAVAL DISTRICT</u>													<u>MARINE FLEET TRAINING SQDNS</u>				
NAVSTA	TRINIDAD	UF 2	A8	1					VMT 1	CHERRY POINT	F9F 8T	A1	1				
				*	1*						F9F 8T	A4	18				
NAS GTMO BAY	GTMO BAY	R4D 6	A8	1							F9F 8T	D5	3	19*			
		UF 2	A2	1													
		UF 1	A2	1													
		UF 1	A8	1													
		SNB 5	A6	1													
		T 34B	A8	1													
		HRS 3	A2	2													
				*	8*												
NAVSTA	ROOSEVLT RDS	R4D 8	A2	2													
		UF 2	A2	1													
		UF 1	A2	2													
		SNB 5	A6	1													
		HRS 3	A2	1													
				*	7*												
<u>FIFTEENTH NAVAL DISTRICT</u>													<u>NAVAL ATTACHES AND MISSIONS LANT</u>				
COM FIFTEEN	PANAMA	RAY 1	A8	1					ATT ATHENS	GREECE	UF 2	A8	*	1*			
				*	1*				ATT CAIRO	EGYPT	R4D 6	A8	*	1*			
									ATT MEXICO CTY	MEXICO	R4D 6	A8	*	1*			
									ATT NEW DELHI	INDIA	R4D 6	A8	*	1*			
									ATT OSLO	NORWAY	UF 2	A6	*	1*			
									ATT PRETORIA	SO AFRICA	R4D 6	A8	*	1*			
									ATT TEHRAN	IRAN	R4D 6	A8	*	1*			
									MISSION ANKARA	TURKEY	R4D 5	A8	*	1*			
									MISSION BOGOTA	COLOMBIA	R4D 5	A8	*	1*			
									MISSION PTAUPR	HAITI	HRS 3	A8	*	1*			
									MISSION LIMA	PERU	R4D 5	A8	*	1*			
									MISSION QUITO	ECUADOR	R4D 6	A8	*	1*			
									MISSION RIO DJ	BRAZIL	R4D 6R	A8	*	1*			
									MISSION VLPRSO	CHILE	R4D 6	A8	*	1*			
									MISSION CARACA	VENZUELA	SNB 5	A8	*	1*			
									NAV ADV GROUP	BUENOS AIRES	R4D 5	A8	*	1*			
									TOTAL				319	2058			
									PROGRAM				313	2046			
									NON PROGRAM #				6	12			
<u>MARINE AIR FMF & FORCE AVIATION HQTR SQDNS</u>																	
MS FMLNT	NORFOLK	R4Y 1	A2	1													
		F9F 8T	A6	2													
		SNB 5	A6	4													
				*	7*												

* See Glossary. Operating includes aircraft reported in "A" number status. Pool includes aircraft reported in other than "A" status.

~~CONFIDENTIAL~~

* Models not showing inventory are for planning purposes.

TOTAL PROGRAM & NON-PROGRAM AIRCRAFT

~~CONFIDENTIAL~~

TABLE 2

LOCATION OF AIRCRAFT INVENTORY AND
PLANNED OPERATING ASSIGNMENTS

DECLASSIFIED

BY COMMAND AND UNIT

PAC UNIT	LOCATION	MODEL*	INVENTORY		PLANNED OPERATING ASSIGNMENTS				PAC UNIT	LOCATION	MODEL*	INVENTORY		PLANNED OPERATING ASSIGNMENTS			
			S T A T U S	NO. ON BOARD	31 DEC 1961	31 MAR 1962	30 JUN 1962	30 SEP 1962				S T A T U S	NO. ON BOARD	31 DEC 1961	31 MAR 1962	30 JUN 1962	30 SEP 1962
CARRIER AIR GROUPS													Planned Assignments of Table 2 are omitted from this issue, except for NABS, pending program review.				
CVG 2													RCVG 12				
VA 23	LEMOORE	A4D 2 A4D 2	A1 D5	9 6*					VF 121	MIRAMAR	F4H 1 F4H 1F F3H 2 F3H 2 F3D 2T2	A1 A1 A1 D5 A4	5 11 29 2 5 90*				
VF 24	MIRAMAR	F8U 2 F8U 2 F8U 2	A1 D5 G6	12 6 1 7*					VA 122	MOFFETT FLD	AD 7 AD 6 AD 5 T 28B	A1 A1 A1 A4	6 17 2 9 34*				
VA 22	LEMOORE	A4D 2 A4D 2 A4D 2 A4D 2N	D5 E5 G6 A1	7 1 1 12 9*					VF 124	MIRAMAR	F8U 2 F8U 2 F8U 2N F8U 2N F8U 1 F8U 1 F8U 1E	A1 D5 A1 A1 EE A1 D5 D5	9 1 13 1 11 3 1 6*				
VF 21	MIRAMAR	F3H 2 F3H 2	A1 D5	15 3 3*					VA 125	LEMOORE	A4D 2 A4D 2 A4D 2 A4D 2 A4D 2N A4D 2N A4D 1 A4D 1 A4D 1 AD 5	A1 D5 G5 G6 A1 A1 D5 G6 A1	13 1 1 1 15 1 24 4 1 2 9*				
VA 25	MOFFETT FLD	AD 7	A1	12 12*					VA 126	MIRAMAR	FJ 4B F9F 8T F9F 8T	A1 A4 D5	1 23 3 3*				
VAH 8	WHDBY ISLAND	A3D 2 A3D 2 A3D 2	A1 D5 G5	6 2 1 3*					DET A	LEMOORE	F9F 8T F9F 8T	A4 G5	19 2 2*				
CVG 5													CVG 14				
VF 51	ABD TICNDRGA	F8U 1 F8U 1 F8U 1	A1 G6 HF	9 2 1 3*					VF 141	MIRAMAR	F3H 2	A1	12 12*				
VA 52	ABD TICNDRGA	AD 6 AD 6	A1 G6	10 1 1*					VF 142	MIRAMAR	F8U 1	A1	12 12*				
VF 53	ABD TICNDRGA	F3H 2 F3H 2	A1 Y	11 1 1*					VA 144	MIRAMAR	FJ 4B	A1	14 14*				
VA 55	ABD TICNDRGA	A4D 2 A4D 2	A1 G5	11 1 1*					VA 145	MIRAMAR	AD 6 AD 6	A1 G6	10 1 1*				
VA 56	ABD TICNDRGA	A4D 2	A1	12 12*					VA 146	MIRAMAR	FJ 4B	A1	13 13*				
VAH 4	WHDBY ISLAND	A3D 2 A3D 2	A1 D5	10 1 1*					VAH 4 E	ABD RICHARD	A3D 2	A1	3 3*				
CVG 9													CVG 11				
VF 91	ABD RANGER	F8U 2 F8U 2	A1 G5	12 1 1*					VF 111	MIRAMAR	F8U 2N	A1	14 14*				
VF 92	ABD RANGER	F3H 2 F3H 2	A1 G5	13 1 1*					VA 112	LEMOORE	A4D 2N A4D 2N	A1 D5	12 1 1*				
VA 93	ABD RANGER	A4D 2N	A1	12 12*					VA 113	MIRAMAR	A4D 2N	A1	13 13*				
VA 94	ABD RANGER	A4D 2N A4D 2N	A1 G6	11 1 1*					VF 114	MIRAMAR	F4H 1 F4H 1	A1 EV	9 1 1*				
VA 95	ABD RANGER	AD 7 AD 7	A1 G6	11 1 1*					VA 115	MIRAMAR	AD 6	A1	11 11*				
VAH 6	ABD RANGER	A3D 2	A1	11 11*													

* Models not showing inventory are for planning purposes.

~~CONFIDENTIAL~~

~~CONFIDENTIAL~~

TOTAL PROGRAM & NON-PROGRAM AIRCRAFT

TABLE 2

LOCATION OF AIRCRAFT INVENTORY AND
PLANNED OPERATING ASSIGNMENTS

DECLASSIFIED

BY COMMAND AND UNIT

PAC UNIT	LOCATION	MODEL *	INVENTORY		PLANNED OPERATING ASSIGNMENTS				PAC UNIT	LOCATION	MODEL *	INVENTORY		PLANNED OPERATING ASSIGNMENTS									
			S T A T U S	NO. ON BOARD	31 DEC 1961	31 MAR 1962	30 JUN 1962	30 SEP 1962				S T A T U S	NO. ON BOARD	31 DEC 1961	31 MAR 1962	30 JUN 1962	30 SEP 1962						
																		POOL	OPERA- TING	POOL	OPERA- TING		
CVG 15													VAP 61	DET B	AGANA	F8U 1P F8U 1P	A1 G6	1 2*	2				
VF 151	MIRAMAR	F3H 2 F3H 2	A1 D5	11 3					DET E	ATSUGI	F8U 1P	A1	1*	2*									
				3*	11*				VFP 63	MIRAMAR	F8U 1P F8U 1P F8U 1P F9F 8T	A1 D5 EV A4	3 1	21									
VA 152	MOFFETT FLD	AD 6 AD 6	A1 HF	15 1*	15*				DET C	MIRAMAR	F8U 1P F8U 1P	A1 HF	1 1*	1									
VA 153	LEMOORE	A4D 2N	A1	13 *	13*				DET M	ATSUGI	F8U 1P	A1	1*	3*									
VF 154	MIRAMAR	F8U 2N F8U 1E	A1 D5	14 1*	14*				<u>AIR EARLY WARNING SODNS</u>														
VA 155	LEMOORE	A4D 2 A4D 2	A1 D5	15 1*	15*				VAW 11	SAN DIEGO	WF 2 WF 2 AD 5W	A1 D5 A1	2 2*	23									
VAH 2	WHDBY ISLAND	A3D 2 A3D 2 A3D 2	A1 D5 G6	7 1 1*	7*				DET B	ABD TICNDRGA	WF 2	A1	2*	11									
CVG 16													DET E	ABD RICHARD	WF 2	A1	3*	3*					
VF 161	MIRAMAR	F3H 2	A1	12 *	12*				DET F	SAN DIEGO	WF 2	A1	3*	3*									
VA 163	LEMOORE	A4D 2 A4D 2	A1 G5	11 2	11*				DET M	ABD RANGER	WF 2	A1	4*	4*									
VA 164	LEMOORE	A4D 2 A4D 2	A1 G5	10 2	10*				DET O	SAN DIEGO	AD 5W	A1	4*	4*									
VA 165	LEMOORE	AD 6	A1	11 *	11*				DET T	ABD YORKTOWN	AD 5W	A1	4*	4*									
VAH 10	WHDBY ISLAND	A3D 2 A3D 2 A3D 2	A1 D5 G5	5 2 1	5*				DET 1	ATSUGI	WF 2	A1	1*	1*									
CVG 19													VAW 13	ALAMEDA	AD 5Q TF 1Q	A1 A1	11 2	13*					
VF 191	ABD RICHARD	F8U 1	A1	12 *	12*				DET B	CUBI PNT	AD 5Q	A1	2*	2*									
VA 192	ABD RICHARD	A4D 2N A4D 2N	A1 G5	11 1*	11*				DET E	ABD RICHARD	AD 5Q	A1	2*	2*									
VF 193	ABD RICHARD	F3H 2 F3H 2	A1 G5	10 1*	10*				DET F	ALAMEDA	AD 5Q	A1	2*	2*									
VA 195	ABD RICHARD	A4D 2N A4D 2N	A1 G5	11 1*	11*				DET M	ATSUGI	AD 5Q	A1	2*	2*									
VA 196	ABD RICHARD	AD 6	A1	12 *	12*				<u>INTERCEPTOR SODN</u>														
VAH 4 B	ABD TICNDRGA	A3D 2	A1	3 *	3*				VFAW 3	SAN DIEGO	F4D 1 F4D 1 F4D 1 F4D 1	D3 D5 G5 G6	3 1 1 5*	27									
CVG 21													<u>FLEET AIR RECONNAISSANCE SODNS</u>										
VF 211	MIRAMAR	F8U 1 F8U 1 F8U 1 F8U 1E	A1 D5 H6 D5	10 6 1 2	10*				VQ 1	ATSUGI	A3D 2Q A3D 2Q WV 2Q F9F 8T	A1 D5 A1 A4	2 2	7									
VA 212	LEMOORE	A4D 2 A4D 2	A1 G6	14 1*	14*				<u>CARRIER ANTI SUBMARINE GROUPS</u>														
VF 213	MIRAMAR	F3H 2 F3H 2	A1 D5	10 4	10*				CVSG 33														
VA 215	MOFFETT FLD	AD 7 AD 6 AD 6	A1 A1 G6	4 9 1*	13*				VS 21	SAN DIEGO	S2F 1 S2F 1 S2F 1S S2F 1S	A1 D5 A1 D5	1 1	3									
VA 216	LEMOORE	FJ 4B FJ 4B FJ 4B	A1 D5 G5	10 7 2	10*				VS 29	SAN DIEGO	S2F 1 S2F 1 S2F 1S S2F 1S S2F 1S1	A1 D5 A1 D5 A1	1 1 2 3*	6 6 1 13*									
<u>PHOTOGRAPHIC SODNS</u>													MS 6	REAM FIELD	HSS 1N HSS 1NX	A1 G4	3 3*	12 12*					
VAP 61	AGANA	A3D 2P A3D 2P A3D 2P F9F 8T	A1 G5 Y A4	8 2 1 1	9*																		

* Models not showing inventory are for planning purposes.

TOTAL PROGRAM & NON-PROGRAM AIRCRAFT

~~CONFIDENTIAL~~

TABLE 2

LOCATION OF AIRCRAFT INVENTORY AND
PLANNED OPERATING ASSIGNMENTS

DECLASSIFIED

BY COMMAND AND UNIT

PAC UNIT	LOCATION	MODEL *	INVENTORY		PLANNED OPERATING ASSIGNMENTS				PAC UNIT	LOCATION	MODEL *	INVENTORY		PLANNED OPERATING ASSIGNMENTS			
			S T A T U S	NO. ON BOARD	31 DEC 1961	31 MAR 1962	30 JUN 1962	30 SEP 1962				S T A T U S	NO. ON BOARD	31 DEC 1961	31 MAR 1962	30 JUN 1962	30 SEP 1962
CVSG 59																	
VS 33	SAN DIEGO	S2F 1	A1	5					VP 19	ALAMEDA	P2V 7S	A1	12				
		S2F 1S	A1	7							D5	1*	12*				
VS 38	SAN DIEGO	S2F 1	A1	3					VP 22	BARBERS PNT	P2V 5FS	A1	10				
		S2F 1S	A1	7							D5	4*	10*				
HS 8	REAM FIELD	HSS 1N	A1	19					VP 28	IWAKUNI	P2V 5FS	A1	12				
		HSS 1NX	G4	1*	10*								*	12*			
CVSG 55																	
VS 23	ABD YORKTOWN	S2F 1S	A1	11					VP 46	SAN DIEGO	P2V 5FS	A1	10				
				*	11*								*	10*			
VS 25	ABD YORKTOWN	S2F 1S	A1	10					VP 872	ALAMEDA	P2V 5F	A1	5				
				*	10*								*	5*			
HS 4	ABD YORKTOWN	HSS 1N	A1	15					<u>PATROL SODNS SEA PLANE</u>								
		HSS 1N	G6	1*	15*				VP 40	SANGLEY PNT	P5M 2S	A1	10				
VS 35	SAN DIEGO	S2F 3	A1	9									G5	1*	10*		
				*	9*					VP 42	SAN DIEGO	P5M 2S	A1	7			
VS 37	SAN DIEGO	S2F 3	A1	9									P5M 1S	A1	4		
				*	9*								*	11*			
HS 2	REAM FIELD	HSS 2	A1	6					VP 47	WHDBY ISLAND	P5M 2S	A1	10				
		HSS 1N	A1	12										*	10*		
HS 2	REAM FIELD	HSS 1N	G5	1*	17*				VP 48	SAN DIEGO	P5M 1S	A1	5				
				*	9*									A1	5		
VS 37	SAN DIEGO	S2F 3	A1	9					VP 50	IWAKUNI	P5M 2S	A1	11				
				*	9*									C	1		
HS 2	REAM FIELD	HSS 1N	G5	1*	17*						P5M 2S	G5	1*				
				*	9*								2*	11*			
<u>REPLACEMENT PATROL SQUADRON</u>																	
VS 41	SAN DIEGO	S2F 3	A1	4					VP 31	SAN DIEGO	P2V 7S	A1	6				
		S2F 2	A1	1									A1	5			
		S2F 1	A1	8									P5M 2S	A1	6		
		S2F 1	EV	1									RTV 1	A8	1		
VS 41	SAN DIEGO	S2F 1S	A1	1								*	18*				
		S2F 1S1	A1	1													
HS 10	REAM FIELD	HSS 2	A1	5					<u>FLEET WEATHER SODN</u>								
		HSS 1N	A1	5					VM 1	AGANA	WV 2	A1	6				
VS 721	LOS ALAMITOS	S2F 1	A1	10									D6	1			
				*	10*								2*	6*			
VS 771	LOS ALAMITOS	S2F 1	A1	6					<u>BARRIER SQUADRONS</u>								
				*	6*				AEBARRONPAC	BARBERS PNT	WV 2	A1	25				
VS 772	LOS ALAMITOS	S2F 1	A1	8								WV 2	D6	6			
				*	8*								RTV 1	A5	3		
VS 872	ALAMEDA	S2F 1	A1	10							RTV 1	D6	1				
				*	14*								7*	28*			
VS 873	ALAMEDA	S2F 1	A1	10					<u>HELICOPTER COMBAT SODNS</u>								
				*	10*				HU 1	REAM FIELD	HSS 1	A2	2				
VS 891	SEATTLE	S2F 1	A1	10								HUL 1	A2	4			
				*	10*								HUL 7	A2	1		
<u>PATROL SODNS LAND PLANE</u>																	
VP 1	WHDBY ISLAND	P2V 7S	A1	13									HUS 1A	A2	2		
				1*	13*									HRS 3	A2	1	
VP 2	WHDBY ISLAND	P2V 7S	A1	12					D 1 UNT 2862	ABD LOS ANGE	HUP 3	A2	1				
				1*	12*									*	1*		
VP 4	NAHA	P2V 5FS	A1	12					UNT 2962	ABD LST 1158	HRS 3	A2	1				
				1*	12*									*	1*		
VP 6	AGANA	P2V 5FS	A1	11					DET 1	ATSUGI	HUP 3	A2	1				
				2*	11*									*	2*		
VP 9	ALAMEDA	P2V 7S	A1	10					UNT 9	ABD TICNDRGA	HUP 3	A2	2				
				2*	11*									*	2*		
VP 17	KODIAK	P2V 7S	A1	12					UNT E	ABD RICHARD	HUP 3	A2	2				
				3*	12*									*	2*		
VP 17	KODIAK	P2V 7S	D5	1					UNT M	ABD RANGER	HUP 3	A2	2				
				3*	12*									*	2*		

* Models not showing inventory are for planning purposes

~~CONFIDENTIAL~~

CONFIDENTIAL

TOTAL PROGRAM & NON-PROGRAM AIRCRAFT

TABLE 2

**LOCATION OF AIRCRAFT INVENTORY AND
PLANNED OPERATING ASSIGNMENTS**

DECLASSIFIED

BY COMMAND AND UNIT

PAC UNIT	LOCATION	MODEL*	INVENTORY		PLANNED OPERATING ASSIGNMENTS				PAC UNIT	LOCATION	MODEL*	INVENTORY		PLANNED OPERATING ASSIGNMENTS					
			S T A T U S	NO. ON BOARD		31 DEC 1961	31 MAR 1962	30 JUN 1962				30 SEP 1962	S T A T U S	NO. ON BOARD		31 DEC 1961	31 MAR 1962	30 JUN 1962	30 SEP 1962
				POOL	OPERA- TING									POOL	OPERA- TING				
NAVAL BASES AND NAVAL AIR STATIONS																			
NAS WHDBY IS	WHDBY ISLAND	P2V 7S P2V 7S	A4 B				1				UF 2 HUK 1	A2 A2		3 1 4*					
NAS ALAMEDA	ALAMEDA	F8U 1 F8U 1E FJ 4 F4D 1 A4D 2 A4D 1 A4D 1 FJ 4B FJ 4B FJ 4B FJ 4B A3D 2P F3D 2Q P2V 7S HUS 1	C9 C9 G6 C9 D5 B D5 C9 D5 E5 D5 C9 B C9	1 1 1 3 1 1 3 5 1 11 3 1 2 2								EJ	1 1*	*					
SEVENTEENTH NAVAL DISTRICT																			
NAVSTA 17 ND	ADAK										UF 2	A2	*	1 1*					
NAVSTA 17 ND	KODIAK										R5D 3 R5D 2 UF 2	A2 A2 A2		1 1 1 3*					
CV AND LPH UTILITY AIRCRAFT																			
CVA 61 RANGER	ALAMEDA										TF 1	A2	*	1 1*					
LPH 5 PRINCETN	PT HUENEME										HUS 1	A8	*	1 1*					
CVA 31 RICHARD	ALAMEDA										TF 1	A2	*	1 1*					
CVS 33 KERSRGE	LONG BEACH										TF 1	A2	*	1 1*					
CVS 12 HORNET	BREMERTON										TF 1	A2	*	1 1*					
CVS 20 BENNING	SAN DIEGO										TF 1	A2	*	1 1*					
CVS 10 YORKTWN	BREMERTON										TF 1	A2	*	1 1*					
CVA 14 TCNDRGA	ALAMEDA										TF 1	A2	*	1 1*					
CVA 16 LEXIGTN	LOS ANGELES										TF 1	A2	*	1 1*					
CVA 19 HANCOCK	SAN DIEGO										TF 1 TF 1	A2 D5	1 1*	1 1*					
CVA 34 ORISKNY	ALAMEDA										TF 1	A2	*	1 1*					
CVA 41 MIDWAY	ALAMEDA										TF 1	A2	*	1 1*					
CVA 43 CRL SEA	ALAMEDA										TF 1 TF 1	A2 D5	1 1*	1 1*					
CVA 63 KITTYHW	ALAMEDA										TF 1	A2	*	1 1*					
NAS NORTH ISL	SAN DIEGO	F8U 1 F3H 2 F3H 2 AD 6 S2F 1 P5M 2S P5M 2S TF 1 HUS 1A	HF B G6 B B G6 D5 B	1 2 1 1 4 2 1 1 1															
NAS MIRAMAR	MIRAMAR	F8U 1 F8U 1 F8U 1 F3H 2 F3H 2 F3H 2	B D5 E5 B D5 E5	1 1 1 1 9 14*										*					
NAS MOFFETT	MOFFETT FLD	F8U 1 AD 6	D5 B	2 8 7*										*					
NAS LEMOORE	LEMOORE	A4D 2N	B	1 1*										*					
FOURTEENTH NAVAL DISTRICT																			
PMR FAC	KWAJALEIN	UF 2	A2					5 5*											
NAS 14 NAVDST	BARBERS PNT	FJ 4B FJ 4B P2V 5FS P2V 5FS R5D 3 R4D 8 F9F 8T F9F 8T SNB 5 HUK 1 F9F 5KD	EN HF B D5 A2 A2 A6 EN A6 A2 EJ	4 1 1 1 1 1 1 1 8 2 3 11*			1 3							15*					

* Models not showing inventory are for planning purposes

TOTAL PROGRAM & NON-PROGRAM AIRCRAFT
LOCATION OF AIRCRAFT INVENTORY AND
PLANNED OPERATING ASSIGNMENTS
BY COMMAND AND UNIT

TABLE 2

DECLASSIFIED

NABS UNIT	LOCATION	MODEL *	INVENTORY		PLANNED OPERATING ASSIGNMENTS				NABS UNIT	LOCATION	MODEL *	INVENTORY		PLANNED OPERATING ASSIGNMENTS					
			S T A T U S	NO. ON BOARD	31 DEC 1961	31 MAR 1962	30 JUN 1962	30 SEP 1962				S T A T U S	NO. ON BOARD	31 DEC 1961	31 MAR 1962	30 JUN 1962	30 SEP 1962		
																		POOL	OPERA- TING
FOURTH NAVAL DISTRICT													NINTH NAVAL DISTRICT						
NAS 4 NAV DST	JOHNSVILLE	R4D 6 UO 1 SNB 5	A8 A8 A6	1 1 5	1 1 5	1 1 7	1 1 7	1 1 7	COMNAVCONAD	COLORADO SPR	R4D 8 TV 2	A8 A8	1 *	1 2*	1 1	1 1	1 1	1 2	1 2
NAS 4 NAV DST	LAKEHURST	R4D 6 SNB 5	A8 A6	1 6	1 6	1 6	1 6	1 7	NAVCRUIT STA	DENVER	SNB 5	A6	*	1*	1	1	1	1	1
FIFTH NAVAL DISTRICT													ELEVENTH NAVAL DISTRICT						
NAS 5 NAV DST	NORFOLK	S2F 2 S2F 1 R5D 3 R4D 8 R4D 8Z R4D 5 R4D 5Z R4Y 1 R4Y 1 TF 1 UO 1 UF 2 UF 1 SNB 5 SNB 5 SNB 5P T 28B	A8 A8 A8 A8 A8 A8 A8 A8 A8 A8 A8 A8 A8 A8 A8 A8 A8 A8	1 1 1 3 1 1 2 1 1 1 2 1 1 16 2 1 8	2 1 1 3 1 1 1 3 1 2 2 1 1 20 2 1 43*	2 1 1 3 1 1 1 3 1 2 2 1 1 20 2 1 45	2 1 1 3 1 1 1 3 1 2 2 1 1 20 2 1 44	2 1 1 3 1 1 1 3 1 2 2 1 1 20 2 1 44	US NAV PAR FAC	EL CENTRO	R4D 8 T 28B	A8 A8	1 *	1 2*	1 1	1 1	1 2	1 2	1 2
NAS 5 NAV DST	OCEANA	R4D 8 R4D 5 R4D 5 TV 2 SNB 5 SNB 5 HUP 2	A8 A8 A8 A6 A6 A8 A8	1 1 1 5 2 2 *	1 1 1 5 2 2 11*	1 1 1 5 2 2 11	1 1 1 5 2 2 11	1 1 1 5 2 2 11	NAF 11 NAV DST	CHINA LAKE	R4D 8 R4D 8 R4D 6 R4D 5 HRS 3 HRS 3	A8 A8 A8 A8 A8 A8	2 1 1 1 *	2 1 1 1 4*	2 2	2 2	2 2	2 2	2 3
NAS 6 NAV DST	JACKSONVILLE	R4D 8 R4D 6 R4D 5 R4D 5 R4Y 1 R4Y 1 UO 1 UF 1 TV 2 SNB 5 HUK 1	A8 A8 A8 A8 A8 A8 A8 A8 A6 A6 A8	1 1 1 1 1 1 2 2 5 4 2	1 1 2 1 1 1 2 2 5 4 2	1 1 1 1 1 1 2 2 5 4 2	1 1 1 1 1 1 2 2 5 4 2	1 1 1 1 1 1 2 2 5 4 2	NAS 11 NAV DST	SAN DIEGO	R4D 8 R4D 5 R4D 5 R4D 5 R4Y 1 UO 1 TV 2 TV 2 SNB 5 SNB 5 T 28B T 28B	A8 A8 A8 A8 A8 A8 A6 A8 A6 A8 A6 A8	1 1 1 1 1 1 1 1 8 1 6	1 1 1 1 1 1 8 10 10 10	1 1 1 1 1 1 8 10 10 10	1 1 1 1 1 1 8 10 10 10	1 1 1 1 1 1 8 10 10 10	1 1 1 1 1 1 8 10 10 10	
NAS 6 NAV DST	KEY WEST	R5D 3 R5D 2 UF 1 TV 2 SNB 5 HUP 2	A8 A8 A8 A6 A6 A8	1 1 1 1 1 *	1 1 1 1 1 5*	1 1 1 1 1 5	1 1 1 1 1 5	1 1 1 1 1 5	NAS 11 NAV DST	MIRAMAR	R4D 8 R4D 5 TF 1 TF 1 TV 2 SNB 5 HRS 3	A8 A8 A6 A8 A6 A6 A8	1 1 1 1 1 2 *	1 1 2 2 2 2 13*	1 1 2 2 2 2 10	1 1 2 2 2 2 10	1 1 2 2 2 2 10	1 1 2 2 2 2 10	
NAVSTA	MAYPORT	SNB 5 HUP 2	A6 A8	1 1	1 1	1 1	1 1	1 2	NAS 11 NAV DST	POINT MUGU	TV 2 TV 2 SNB 5 HUP 2	A6 A8 A6 A8	4 5 2 *	4 5 2 11*	3 3 2 10	3 3 2 10	3 3 2 10	3 3 2 10	
NAS 6 NAV DST	SANFORD	R4D 8 R4D 5 R4D 5 TV 2 SNB 5 SNB 5 T 28B HUP 2	A8 A8 A8 A6 A6 A8 A6 A8	1 1 1 1 1 1 1 *	1 1 1 1 1 1 1 7*	1 1 1 1 1 1 1 7	1 1 1 1 1 1 1 7	1 1 1 1 1 1 1 7	NMF	PNT ARGUELLO	TV 2 SNB 5 HRS 3	A6 A6 A8	1 1 *	1 1 4*	1 1 4	1 1 4	1 1 4	1 1 4	
NAS 6 NAV DST	CECIL FIELD	R4D 6 R4D 5 T2V 1 SNB 5 T 28B HUK 1	A2 A8 A6 A6 A6 A8	1 2 3 3 1 *	1 2 2 2 2 9*	1 2 2 2 2 8	1 2 2 2 2 8	1 2 2 2 2 8	NAAS 11 NAVDST	REAM FIELD	SNB 5	A6	*	1*	1	1	1	1	1
EIGHTH NAVAL DISTRICT													TWELFTH NAVAL DISTRICT						
NWEP	KIRTLAND AFB	R5D 3 R5D 2	A8 A8	1 *	1 1*	1 1	1 1	1 1	NAS 12 NAV DST	ALAMEDA	R5D 3 R4D 8 R4Y 1 TF 1 TF 1 UO 1 UF 1 TV 2 TV 2 SNB 5 SNB 5P HUP 2 HUP 2	A8 A8 A8 A8 A8 A8 A6 A8 A8 A8	1 2 1 4 2 1 6 1 5 1 1 1*	1 2 1 4 2 1 7 1 5 1 1 24*	1 2 1 4 2 1 7 1 5 1 1 25	1 2 1 4 2 1 7 1 5 1 1 25	1 2 1 4 2 1 7 1 5 1 1 25	1 2 1 4 2 1 7 1 5 1 1 25	1 2 1 4 2 1 7 1 5 1 1 25
NAS 12 NAV DST	FALLON	R5D 3 TV 2 SNB 5 SNB 5 HRS 3	A8 A6 A6 A8 A8	1 1 1 *	1 1 1 5*	1 1 1 5	1 1 1 5	1 1 1 5	NAS 12 NAVDST	LEMOORE	R4D 5 TV 2 SNB 5 HRS 3	A8 A6 A6 A8	1 2 3 *	1 2 3 7*	1 2 3 7	1 2 3 7	1 2 3 7	1 2 3 7	
NAS 12 NAV DST	MOFFETT FLD	TF 1 TV 2 SNB 5 HUP 2	A2 A4 A6 A8	1 1 4 *	1 1 4 7*	1 1 4 7	1 1 4 7	1 1 4 7											

* Models not showing inventory are for planning purposes

TOTAL PROGRAM & NON-PROGRAM AIRCRAFT

CONFIDENTIAL

TABLE 2

LOCATION OF AIRCRAFT INVENTORY AND
PLANNED OPERATING ASSIGNMENTS

DECLASSIFIED

BY COMMAND AND UNIT

NABS UNIT	LOCATION	MODEL*	INVENTORY		PLANNED OPERATING ASSIGNMENTS				NABS UNIT	LOCATION	MODEL*	INVENTORY		PLANNED OPERATING ASSIGNMENTS				
			S T A T U S	NO. ON BOARD	31 DEC 1961	31 MAR 1962	30 JUN 1962	30 SEP 1962				S T A T U S	NO. ON BOARD	31 DEC 1961	31 MAR 1962	30 JUN 1962	30 SEP 1962	
																		POOL
NAF 12 NAVDST	MONTEREY	T2J 1 SNB 5 T 28B HUP 2	A6 A6 A6 A8	12 19 11 1	12 20 11 1	12 20 11 1	12 20 11 1		MARINE CORPS BASES AND AIR STATIONS									
<u>THIRTEENTH NAVAL DISTRICT</u>				* 43*	44	44	44	44	HMX 1	QUANTICO	HSS 2 HOK 1 HUS 1 HUS 12 HRS 1	A9 A9 A9 A9 A9	3 4 13 4 1	3 4 14 4 2	3 4 14 4 2	3 4 14 4 2	3 4 14 4 2	3 4 14 4 2
NAS 13 NAV DST	WHDBY ISLAND	R5D 3 R5D 2 3 R4D 8 R4D 5 6 R4D 5 TF 1 DF 1 UF 1 SNB 5 SNB 5P HRS 3	A2 A8 A8 A8 A8 A2 D5 A8 A6 A8 A8	1 1 1 1 1 1 1 1 1 1 1	1 1 1 1 1 1 1 1 1 1 1	1 1 1 1 1 1 1 1 1 1 1	2 1 1 1 1 1 1 1 1 1 1		MCAAS	YUMA	R4D 8 R4D 6 R4D 5 TV 2 SNB 5 HRS 3	A8 A8 A8 A6 A6 A8	1 1 1 1 1 1	1 1 1 1 1 1	1 1 1 1 1 1	1 1 1 1 1 1	1 1 1 1 1 1	
<u>POTOMAC RIVER NAVAL COMMAND</u>				1*	9*	10	10	10	10	MCAS SO6ES	EL TORO	R4D 8 R4D 6 UO 1 UO 1 TV 2 SNB 5 HRS 3	A8 A8 A6 A8 A6 A6 A8	2 1 1 1 2 4 2	3 3 1 1 2 4 2	3 3 1 1 2 4 2	3 3 1 1 2 4 2	3 3 1 1 2 4 2
NAS ANACOSTIA	ANACOSTIA	R5D 4R R5D 22 R5D Z R4Y 2 R4Y 1 UO 1 T2V 1 T2V 1 SNB 5 SNB 5 SNB 5P T 28B	A8 A8 A8 A8 A8 A8 A6 D5 A6 Y A8 A6	2 1 1 1 4 4 8 1 42 1 2 11 2*	2 1 1 1 5 4 15 1 44 44 2 11 85	2 1 1 1 4 4 15 1 44 44 2 11 85	2 1 1 1 4 4 15 1 44 44 2 11 85	2 1 1 1 4 4 15 1 44 44 2 11 85	MCAS SO6ES	CHERRY POINT	R5D 3 R4D 8 R4D 6 R4D 5 6 UO 1 TV 2 SNB 5 HRS 3	A8 A8 A8 A8 A8 A6 A6 A8	1 1 1 1 1 3 2 2	1 1 1 1 1 2 2 2	1 1 1 1 1 2 2 2	1 1 1 1 1 2 2 2	1 1 1 1 1 2 2 2	1 1 1 1 1 2 2 2
NWL	DAHLGREN	SNB 5 SNB 5	A6 A8	1 1*	1 1	1 1	1 1	1 1	MCAS AES 12	QUANTICO	R4D 8 SNB 5 SNB 5P T 28B T 28B	A8 A6 A8 A6 A8	2 6 1 6 1	2 6 1 7 7	2 6 1 7 7	2 6 1 7 7	2 6 1 7 7	
NAS PTXNT RIV	PTXNT RIVER	WV 2 WV 2 R5D 4R R5D 4R R4D 8 R4D 5 UF 1 UF 1 T2V 1 T2V 1 SNB 5 HRS 3	A8 A9 A8 A9 A8 A8 A2 A8 A6 X A6 A8	1 1 1 1 1 1 1 1 5 1 1 1	2 1 1 1 1 1 1 1 3 2 1 1	2 1 1 1 1 1 1 1 2 2 1 1	2 1 1 1 1 1 1 1 2 2 1 1	2 1 1 1 1 1 1 1 2 2 1 1	MCAF	NEW RIV JAX	R4D 8 SNB 5 T 28B	A8 A6 A6	2 2 2	1 1 2	1 1 2	1 1 2	1 1 2	
<u>SEVERN RIVER NAVAL COMMAND</u>				* 7*	5	1	1	1	HO MC FLT SECT	ANACOSTIA	R5D 4R R4D 8 R4D 8Z R4Y 2 UO 1 SNB 5 T 28B	A8 A8 A8 A8 A8 A6 A6	1 1 1 1 1 1 10	1 1 1 1 1 1 10	1 1 1 1 1 1 10	1 1 1 1 1 1 10	1 1 1 1 1 1 10	
NAF ANNAPOLIS	ANNAPOLIS	UF 1 UF 1T UF 1 T HUP 2	A6 A6 A3 A8	3 3 1 1	4 1 1 1	1 1 1 1	1 1 1 1	1 1 1 1	MCAS	BEAUFORT	R4D 8 R4D 6R R4D 5 6 T 28B HRS 3	A8 A8 A8 A6 A8	1 1 2 2 1	1 1 2 2 1	1 1 2 2 1	1 1 2 2 1	1 1 2 2 1	
<u>DUWEPIS INSPECTORS AND REPRESENTATIVES</u>				* 7*	5	1	1	1	TOTAL				11	584	564	558	556	556
BWFLTRREP CEN	WRGT PAT AFB	R4D 8 SNB 5	A8 A6	1 1	1 1	1 1	1 1	1 1	PROGRAM				8	558	564	558	556	556
BWR AKRON	AKRON	SNB 5 SNB 5	A6 A8	1 1	1 1	1 1	1 1	1 1	NON PROGRAM#				3	26	-	-	-	-
BWR BALTIMORE	BALTIMORE	SNB 5	A8	1	1	1	1	1										
BWR BUFFALO	BUFFALO	SNB 5	A6	1	1	1	1	1										
BWR BURBANK	BURBANK	SNB 5	A8	1	1	1	1	1										
BWR COLUMBUS	COLUMBUS	T2V 1 T2V 1 SNB 5 SNB 5	A6 A8 A6 A8	1 1 1 1	1 1 1 1	1 1 1 1	1 1 1 1	1 1 1 1										
BWR EST HRTFRD	EST HARTFORD	SNB 5	A8	1	1	1	1	1										
BWR EL SEGUNDO	EL SEGUNDO	SNB 5	A8	1	1	1	1	1										
BWR ST LOUIS	ST LOUIS	SNB 5	A8	1	1	1	1	1										
BWR TETERBORO	TETERBORO	SNB 5	A8	1	1	1	1	1										
AVIONICS FAC	INDIANAPOLIS	SNB 5	A8	1	1	1	1	1										

See Glossary. Operating includes aircraft reported in "A" number status. Pool includes aircraft reported in other than "A" status.

* Models not showing inventory are for planning purposes

CONFIDENTIAL

~~CONFIDENTIAL~~

TOTAL PROGRAM & NON-PROGRAM AIRCRAFT

TABLE 2

LOCATION OF AIRCRAFT INVENTORY AND PLANNED OPERATING ASSIGNMENTS

BY COMMAND AND UNIT

DECLASSIFIED

NATRA UNIT	LOCATION	MODEL*	INVENTORY		PLANNED OPERATING ASSIGNMENTS				NATRA UNIT	LOCATION	MODEL*	INVENTORY		PLANNED OPERATING ASSIGNMENTS			
			NO. ON BOARD	OPERATING	31 DEC 1961	31 MAR 1962	30 JUN 1962	30 SEP 1962				NO. ON BOARD	OPERATING	31 DEC 1961	31 MAR 1962	30 JUN 1962	30 SEP 1962
Planned Assignments of Table 2 are omitted from this issue, except for NABS, pending program review																	
NAVAL AIR BASIC TRAINING COMMAND																	
TRARON 7	KINGSVILLE	T2J 1	A3	*	1*												
TRARON 7	MERIDIAN	T2J 1 T2J 1 T2J 1	A3 D5 G6	7 3	87*												
NAS NABTC	MERIDIAN	T2J 1 SNB 5 T 28B HRS 3 HUP 2	A6 A6 A6 A8 A8		2 2 2 1 1	87*											
NAAS NABTC	SAUFLEY FLD	SNB 5 T 28B T 28B	A6 A3 A6		3 2 6	11*											
TRARON 1	SAUFLEY FLD	T 28C T 34B T 34B	A3 A3 B		1 112 2	113*											
TRARON 5	SAUFLEY FLD	T 28C T 28C	A3 G6	1	42 42*												
NAAS NABTC	WHITING FLD	SNB 5 T 28B	A6 A6		3 1	4*											
TRARON 2	WHITING FLD	T 28B T 28B T 28C T 28C	A3 G6 A3 G6	6 2	73 81 154*												
TRARON 3	WHITING FLD	T 28B T 28B T 28C	A3 G6 A3	2	105 41 146*												
TRARON 6	WHITING FLD	SNB 5	A3		23 23*												
HT 8	ELLYSON FLD	SNB 5 T 28B HTL 6 HOAS 3 HUP 2	A6 A6 A3 A3 A3		2 2 26 21 4	55*											
NAS NABTC	PENSACOLA	F11F 1 AD 5 S2F 1 S2F 1 R5D 4R R5D 32 R5D 2 R4D 8 R4Y 1 UO 1 UF 1 F9F 8T T2J 1 T2J 1 T2J 1 T2V 1 T2V 1 SNB 5 SNB 5 SNB 5 T 28B T 28B T 28B T 28C T 34B T 34B HRS 3 HUP 2	A4 A8 A3 A3 A8 A8 A8 A8 A8 A8 A4 A4 B D5 A5 A6 A5 A8 A8 A8 A8 A8 A4 A4 A5 A6 A3 A4 A5 A8 A8 A8		6 1 1 3 2 1 1 1 2 2 2 1 1 2 2 4 2 2 2 2 2 3 3 3 1 1 1 3 3 3 3 3 3 3 1		77*										
TRARON 4	PENSACOLA	T2J 1 T2J 1 T2J 1	A3 D5 G6	6 1	58 7*	58*											
NAVAL AIR ADVANCED TRAINING COMMAND																	
NAAS NAATC	KINGSVILLE	R4D 6 R4D 5 SNB 5 HRS 3 HUP 2	A8 A8 A6 A8 A8		1 1 2 1 2	7*											
TRARON 21	KINGSVILLE	F9F 8B F9F 8B F9F 8T F9F 8T	A3 D5 A3 D5	2 3	24 21 45*												
TRARON 22	KINGSVILLE	F9F 8B F9F 8B F9F 8T F9F 8T	A3 D5 A3 D5	2 2	23 46*												
TRARON 23	KINGSVILLE	F11F 1 F11F 1 F11F 1 F9F 8B F9F 8T	A3 D5 G6 Y A3 A3	6 3 2	26 28*												
TRARON 28	CRPS CHRISTI	S2F 1 S2F 1 S2F 1T S2F 1T S2F 1T	A3 D5 A3 D5 G6	1 5 3	9 39 48*												
TRARON 29	CRPS CHRISTI	R4D 8T R4D 7	A5 A5		6 10*												
TRARON 30	CRPS CHRISTI	AD 6 AD 5 T 28B	A3 A3 A3		21 3 8 32*												
TRARON 31	CRPS CHRISTI	P2V 6T P2V 6T P2V 5F P5M 2 P5M 1	A3 D5 A3 A3 A3	1	8 3 3 4 18*												
NAS NAATC	CRPS CHRISTI	R5D 2 R4D 8 T2V 1 SNB 5 SNB 5P T 34B HRS 3	A8 A8 A6 A6 A8 A6 A8		1 1 3 5 1 2 2	15*											
NAAS NAATC	CHASE	R4D 8 R4D 5 SNB 5 HUP 2	A8 A8 A6 A8		1 1 2 2	6*											
TRARON 24	CHASE	F9F 8B F9F 8B F9F 8B F9F 8T F9F 8T	A3 B D5 A3 D5	3 1	17 38*												
TRARON 25	CHASE	F9F 8B F9F 8B F9F 8T F9F 8T	A5 D5 A3 D5	1 2	20 43*												
TRARON 26	CHASE	F11F 1 F11F 1 F11F 1	A3 D5 G6	7	26												
NAAS NAATC	NEW IBERIA	SNB 5 HRS 3	A6 A8		2 2	4*											
TRARON 27	NEW IBERIA	S2F 1 S2F 1T S2F 1T	A3 A3 D5		9 35 44*												

* Models not showing inventory are for planning purposes

TOTAL PROGRAM & NON-PROGRAM AIRCRAFT

TABLE 2

LOCATION OF AIRCRAFT INVENTORY AND
PLANNED OPERATING ASSIGNMENTS

BY COMMAND AND UNIT

DECLASSIFIED

NATRA UNIT	LOCATION	MODEL *	INVENTORY		PLANNED OPERATING ASSIGNMENTS				NATRA UNIT	LOCATION	MODEL *	INVENTORY		PLANNED OPERATING ASSIGNMENTS			
			S T A T U S	NO. ON BOARD	31 DEC 1961	31 MAR 1962	30 JUN 1962	30 SEP 1962				S T A T U S	NO. ON BOARD	31 DEC 1961	31 MAR 1962	30 JUN 1962	30 SEP 1962
NAVAL AIR TECHNICAL TRAINING COMMAND																	
NATECHTRAU	LAKEHURST	R4D 7	A4	*	1*				NAS	GLYNCO	FJ 4 FJ 4 WV 2 WV 2 T2V 1 F3D 2T2 F3D 2T2 SNB 5 SNB 5 SNB 5 HRS 3	A4 D5 A5 B A4 A5 B A6 A8 OY A8	32 5 5 1 5 9 2 3 2 1 9*	57*			
NATECHTRAU	OLATHE	T2J 1 T2J 1 SNB 5 T 34B	A5 D5 A5 A5	1 1 4 15*	4				NAS	MEMPHIS	R4D 8 R4Y 1 T2V 1 SNB 5 SNB 5P T 28B HRS 3	A8 A8 A6 A6 A8 A6 A8	1 1 3 1 1 4 1 16*				
NATECHTRAU	PENSACOLA	F9F 8P F9F 8T F9F 8T SNB 5P SNB 5P T 28B	NY A4 D5 A5 G6 A6	1 1 1 5 1 7*	1				TOTAL				107	1286			
NATECHTRAU	PHILADELPHIA	SNB 5	A6	*	1*				PROGRAM				107	1286			
									NON PROGRAM				-	-			
													# See Glossary. Operating includes aircraft reported in "A" number status. Pool includes aircraft reported in other than "A" status.				
NART													NART				
U S NAVAL RESERVE AIRCRAFT													Planned Assignments of Table 2 are omitted from this issue, except for NABS, pending program review				
NARTU	ALAMEDA	A4D 1 A4D 1 S2F 2 S2F 2 S2F 1 P2V 5F P2V 5F R5D 4R R5D 3 R5D 2 TV 2 SNB 5 SNB 5P T 34B HSS 1 HSS 1N	A4 D5 A4 D5 A4 A4 D5 A4 A4 A4 A4 A4 A4 A4 A4 A4	3 1 1 1 1 1 1 1 1 1 1 1 1 1 1 1	24 4 3 2 1 1 1 1 1 1 1 1 1 1 1 1				NAS NART	GLENVIEW	F9F 8B FJ 4B FJ 4B FJ 4B S2F 2 S2F 1 S2F 1 P2V 6 P2V 6 P2V 6 P2V 6 R5D 4R R5D 3 R5D 2 R4Y 1 UO 1 TV 2 SNB 5 SNB 5P T 34B HSS 1	D5 A4 B I A4 D5 A4 B D5 A4 A4 A4 A4 A4 A4 A4 A4 A4 A4 A4 A4	4 15 2 1 1 3 1 1 1 2 4 3 2 3 2 3 1 1 1 1 1 1 1 1 1	15 1 2 1 3 1 4 3 2 3 2 3 3 2 3 3 1 1 1 1 1 1 1 1 1	48*		
NARTU	ANACOSTIA	AD 5 AD 5N S2F 2 S2F 1 S2F 1 R4D 3 R4D 5 SNB 5 T 28B T 34B	A4 A4 A4 D5 A4 A4 A4 A4 A4 A4 A4	1 1 1 1 1 1 1 1 1 1 1	9 3 1 4 2 2 2 2 2 2 2			NAS NART	GROSSE ILE	AD 5 AD 5N S2F 2 S2F 1 S2F 1 R5D 3 R4D 3 SNB 5 T 28B T 28B T 34B HUP 2	A4 A4 A4 D5 A4 A4 A4 A4 A4 A4 A4 A4	8 5 2 2 1 1 1 1 1 1 1 1 1 1 1 1	8 5 2 2 1 2 2 1 1 1 1 1 1 1 1 1	29*			
NAS NART	ATLANTA	AD 5 AD 5N P2V 6 P2V 5F P2V 5F R5D 3 R4D 3 T2V 1 SNB 5 T 28B T 28B T 34B	A4 A4 A4 A4 D5 A4 A4 A4 A4 A4 G6 A4	1 1 1 1 1 1 1 1 1 1 1 1	10 3 1 1 1 2 2 1 1 1 1 1			NARTU	JACKSONVILLE	A4D 1 A4D 1 A4D 1 S2F 2 P2V 5F R5D 3 R5D 2 R4D 5 TV 2 T 34B HSS 1 HTL 7	A4 A4 B D5 A4 A4 A4 A4 A4 A4 A4 A4 A4	10 1 1 6 1 2 1 1 1 4 1 1 1 1 1 1 1 1	10 1 1 6 1 2 1 1 1 4 1 1 1 1 1 1 1 1	29*			
NAS NART	DALLAS	FJ 3 FJ 3M FJ 3M FJ 4B FJ 4B P2V 6 P2V 5F P2V 5F R5D 3 R5D 2 T2V 1 T2V 1 SNB 5 SNB 5P T 34B HUP 2	A4 A4 D5 A4 B A4 A4 D5 A4 A4 A4 B A4 A4 A4 A4 A4	1 1 1 2 2 1 1 1 1 1 1 1 1 1 1 1 1 1	5 19 4 2 2 1 2 1 2 1 5 2 1 1 1 1 1 5			NARTU	LAKEHURST	S2F 2 S2F 1 T 34B HUP 2	D5 A4 A4 A4	1 1 1 1 1 1 1 1 1 1 1 1 1 1 1 1 1 1	1 1 1 1 1 1 1 1 1 1 1 1 1 1 1 1 1 1	5*	48*		

* Models not showing inventory are for planning purposes.

CONFIDENTIAL

TOTAL PROGRAM & NON-PROGRAM AIRCRAFT

TABLE 2 LOCATION OF AIRCRAFT INVENTORY AND PLANNED OPERATING ASSIGNMENTS BY COMMAND AND UNIT

DECLASSIFIED

Main data table with columns for NART UNIT, LOCATION, MODEL, INVENTORY (NO. ON BOARD, POOL, OPERATING), and PLANNED OPERATING ASSIGNMENTS (31 DEC 1961, 31 MAR 1962, 30 JUN 1962, 30 SEP 1962). Includes sub-tables for various locations like LOS ALAMITOS, MEMPHIS, MINNEAPOLIS, NEW ORLEANS, NEW YORK, NORFOLK, OLATHE, SEATTLE, SO WEYMOUTH, and WILLOW GROVE.

See Glossary. Operating includes aircraft reported in "A" number status. Pool includes aircraft reported in other than "A" status.

TOTAL PROGRAM & NON-PROGRAM AIRCRAFT

CONFIDENTIAL

TABLE 2

LOCATION OF AIRCRAFT INVENTORY AND
PLANNED OPERATING ASSIGNMENTS

DECLASSIFIED

BY COMMAND AND UNIT

RDT&E UNIT	LOCATION	MODEL*	INVENTORY		PLANNED OPERATING ASSIGNMENTS				RDT&E UNIT	LOCATION	MODEL*	INVENTORY		PLANNED OPERATING ASSIGNMENTS								
			S T A T U S	NO. ON BOARD	31 DEC 1961	31 MAR 1962	30 JUN 1962	30 SEP 1962				S T A T U S	NO. ON BOARD	31 DEC 1961	31 MAR 1962	30 JUN 1962	30 SEP 1962					
																		POOL	OPERA- TING	POOL	OPERA- TING	
RDT&E AIRCRAFT					Planned Assignments of Table 2 are omitted from this issue, except for NAIS, pending program review																	
		F8U 2	A9								A2F 1	T	7	*								
		F8U 2	D5	1	3						A3J 1	A9		1								
		F8U 2	T	1							A3J 1	T	10									
				2*	3*								10*	1*								
		F8U 2N	A9		2						A3D 2	T	2									
		F8U 2N	T	2									2*	*								
				2*	2*						A3D 1	A9		1								
		F8U 2NE	TR	1							A3D 1	T	1									
				1*	*						A3D 2P	A9		1								
		F8U 1	T	3							A3D 2P	T	1									
				3*	*								1*	1*								
		F8U 1E	A9		1						A3D 2Q	A9		1								
				*	1*						A3D 2Q	T	1									
		F11F 1	T	1									1*	1*								
				1*	*						A3D 10	D5	1									
		F9F 8	A9		2								1*	*								
				*	2*						AD 6	A9		1								
		F9F 8B	A9		1								*	1*								
				*	1*						AD 5	A9		3								
		F4H 1	T	1							AD 5	C	1									
				1*	*								1*	3*								
		F4H 1F	A9		3						AD 5N	A9		4								
		F4H 1F	T	9									*	4*								
		F4H 1F	U	1							AJ 1	T	1									
				10*	3*								1*	*								
		F3H 2	A9		1						S2F 3S	T	1									
		F3H 2	D5	1									1*	*								
		F3H 2	T	2							S2F 3	A9		2								
				3*	1*						S2F 3	G5	1									
		F3H 2N	G6	1							S2F 3	T	2									
		F3H 2N	T	1									3*	2*								
				2*	*						S2F 1	A9		5								
		FJ 4	A9		5								*	5*								
		FJ 4	T	1							P3V 1	T	3									
				1*	5*								3*	*								
		F4D 1	A9		3						P2V 7	A9		1								
		F4D 1	D5	1									*	1*								
		F4D 1	T	1							P2V 7S	A9		1								
				2*	3*						P2V 7S	T	1									
		F3D 2	T	2									1*	1*								
				2*	*						P2V 6M	A9		1								
		F3D 2H	T	1									*	1*								
				1*	*						P2V 5F	A9		3								
		F3D 1	T	1									*	3*								
		F3D 1	U	1							P2V 5FS	A9		2								
				2*	*								1*	2*								
		F8U 1P	A9		1						P2V 4	A9		1								
		F8U 1P	T	1									*	1*								
				1*	1*						P5M 2S	T	1									
		F5F 8P	A9		1								1*	*								
				*	1*									1*	*							
		A4D 5	T	2							WF 2	D5	1									
				2*	*								1									
		A4D 2	A9		3						WF 2	T	1									
				*	3*								2*	*								
		A4D 2N	A9		6						W2F 1	T	4									
		A4D 2N	T	2									4*	*								
				2*	6*																	
		A4D 1	A9		5						WV 2	A9		4								
				*	5*								*	4*								
		FJ 4R	A9		8						WV 2E	A9		1								
				*	8*								*	1*								

* Models not showing inventory are for planning purposes

CONFIDENTIAL

TABLE 2

TOTAL PROGRAM & NON-PROGRAM AIRCRAFT
LOCATION OF AIRCRAFT INVENTORY AND
PLANNED OPERATING ASSIGNMENTS
BY COMMAND AND UNIT

DECLASSIFIED

RDT&E UNIT	LOCATION	MODEL*	INVENTORY		PLANNED OPERATING ASSIGNMENTS				RDT&E UNIT	LOCATION	MODEL*	INVENTORY		PLANNED OPERATING ASSIGNMENTS					
			S T A T U S	NO. ON BOARD	31 DEC 1961	31 MAR 1962	30 JUN 1962	30 SEP 1962				S T A T U S	NO. ON BOARD	31 DEC 1961	31 MAR 1962	30 JUN 1962	30 SEP 1962		
																		POOL	OPERA- TING
		R5D 4R	A9	* 1 1*							HUP 2	T	1 1*	*					
		R5D 3	A9	* 1 1*							ZS26 1	A9	*	1 1*					
		R5D 2	A9	* 1 1*							ZPG 2	A9	*	2 2*					
		R4D 8	A9	* 1 1*							FJ 3D2	A9	*	4 4*					
		R4D 6	U	2 2*	*						P2V 5FD	A9	*	1 1*					
		R4D 6R	T	1 1*	*						T 28BD	A9	*	2 2*					
		R4D 5	A9		2						DSN 3	T	3 3*	*					
		R4D 5	U	1 1*	2*						Y/F8U 2	A9	*	1 1*					
		R4Y 1	A9	*	2 2*						Y/F8U 2N	A9	*	4 4*					
		TF 1	A9		1						Y/F8U 1	A9		3					
		TF 1	T	2 2*	1*						Y/F8U 1	D5	1 1*	3*					
		UF 1	A9	*	1 1*						Y/F11F 1	A9		2					
		F9F 8T	A9		3						Y/F11F 1	D5	2 2*	2*					
		F9F 8T	D5	2							Y/F9F 8B	A9	*	1 1*					
		F9F 8T	T	1 3*	3*						Y/F4H 1F	A9	*	1 1*					
		T2J 1	A9		1						Y/F3H 2	A9	*	2 2*					
		T2J 1	T	1 1*	1*						Y/FJ 4	A9	*	2 2*					
		T2V 1	A9		6						Y/F4D 1	A9	*	4 4*					
		T2V 1	T	1 1*	6*						Y/F8U 1P	A9	*	1 1*					
		F3D 2T2	A9	*	4 4*						Y/F9F 8P	A9	*	1 1*					
		T 28B	A9	*	3 3*						Y/A4D 2	A9	*	4 4*					
		T 34B	A9	*	1 1*						Y/A4D 2N	A9	*	4 4*					
		R4D 5S	T	1 1*	*						Y/A4D 1	A9		3					
		HSS 2	T	6 6*	*						Y/A4D 1	D5	1 1*	3*					
		HSS 1	A9		3						Y/FJ 4B	A9	*	2 2*					
		HSS 1	B	1							Y/A3J 1	A9	*	2 2*					
		HSS 1	T	2 3*	3*						Y/A3D 1	A9	*	4 4*					
		HSS 1N	A9		2						Y/A3D 1P	A9	*	1 1*					
		HSS 1N	T	1 1*	2*						Y/A3D 1Q	A9	*	1 1*					
		HOK 1	T	1 1*	*						Y/S2F 1	A9	*	1 1*					
		HTK 1	T	2 2*	*						Y/P2V 7	A9	*	1 1*					
		HUS 1	T	1 1*	*						Y/P2V 5F	A9	*	1 1*					
		HU2K 1	T	13 13*	*														
		HRS 3	A9	*	1 1*														

* Models not showing inventory are for planning purposes.

TOTAL PROGRAM & NON-PROGRAM AIRCRAFT
 LOCATION OF AIRCRAFT INVENTORY AND
 PLANNED OPERATING ASSIGNMENTS
 BY COMMAND AND UNIT

TABLE 2

DECLASSIFIED
October 1961

RDT&E UNIT	LOCATION	MODEL *	INVENTORY		PLANNED OPERATING ASSIGNMENTS				RDT&E UNIT	LOCATION	MODEL *	INVENTORY		PLANNED OPERATING ASSIGNMENTS																				
			S T A T U S	NO. ON BOARD		31 DEC 1961	31 MAR 1962	30 JUN 1962				30 SEP 1962	S T A T U S	NO. ON BOARD		31 DEC 1961	31 MAR 1962	30 JUN 1962	30 SEP 1962															
				POOL	OPERA- TING									POOL	OPERA- TING																			
		Y/WV 2	D6	1 1*	*																													
		Y/R4Y 1	A9	*	1 1*					NAS RDT6E	ANACOSTIA	R5D 4R Y/S2F 1	A9 A9		1 2*																			
		Y/F9F 8T	A9	*	3 3*					BWR	WALTHAM	F4H 1F F3H 2N F4D 1 F3D 2 F3D 2M F3D 1 R4D 5S	T T T T T U T	1 1 1 1 1 1 7*	*																			
		Y/T2J 1	A9		1					ONR	BOSTON	R4D 6R	T	1 1*	*																			
		Y/T2J 1	D5	1 1*	1*					NASA	CLEVELAND	R4D 6	U	1 1*	*																			
		Y/T 34B	A9	*	1 1*					NLO	EDWARDS AFB	F4H 1F R4D 5	U U	1 1 2*	*																			
		Y/HSS 1	A9	*	2 2*					NPF	EL CENTRO	A4D 1 AD 5 R4D 5 F9F 8T F9F 8T T2V 1 F3D 2T2	A9 A9 A9 A9 D5 A9 A9		2 1 1 1 1 1 1 8*																			
		Y/HSS 1N	A9	*	1 1*					NAF RDT6E	CHINA LAKE	A4D 2 A4D 2N FJ 4B AD 5N S2F 3 P2V 5FS P2V 4 F3D 2T2 HSS 1N FJ 3D2 P2V 5FD T 288D Y/FBU 2N Y/FBU 1 Y/AA4D 2 Y/AA4D 2N Y/AA4D 1 Y/F9F 8T F9F 6K2 F9F 6K F6F 5K	A9 A9		1 1 1 2 1 1 2 1 1 1 1 1 1 1 1 1 1 1 1 10 12 1 50*																			
		YF4H 1	A9	*	3 3*					NWEF	KIRTLAND AFB	F3H 2 A4D 2N FJ 4B A3J 1 A3D 1 AD 6 S2F 1 F9F 8T T2V 1 Y/FJ 4B	A9 A9 A9 A9 A9 A9 A9 D5 A9 A9	1 1 1 1 1 1 1 1 1 1 1 1*		1 1 1 1 1 1 1 1 1 1 9*																		
		YF4H 1F	A9	*	4 4*					NADC	JOHNSVILLE	F8U 1P F9F 8P S2F 3 S2F 1 P2V 7 WF 2 WV 2 R4D 8 R4Y 1 Y/F9F 8B Y/FBU 1P Y/F9F 8P Y/AA4D 2N Y/A3D 1P Y/P2V 7 Y/P2V 5F Y/HSS 1 Y/HSS 1N F9F 6K	A9 A9 A9 A9 A9 D5 A9 A9 A9 A9 A9 A9 A9 A9 A9 A9 A9 A9 A9 A9 A9 A9 A9 A9 A9		1 18*																			
		YA3J 1	A9	*	3 3*					NATFS1	LAKEHURST	F3H 2N FJ 4 AD 5N Y/FJ 4 Y/F4D 1 Y/AA4D 2 Y/AA4D 1 Y/A3D 1	G6 A9 A9 A9 A9 A9 D5 A9	1	1 1 1 1 1 1 1 6*																			
		YHSS 2	A9	*	5 5*																													
		F9F 6K2	A9	*	10 10*																													
		F9F 6K	A9	*	13 13*																													
		F6F 5K	A9	*	1 1*																													
		TOTAL			128	216																												
		PROGRAM			11	122																												
		NON PROGRAM#			117	94																												

See Glossary. Operating includes aircraft reported in "A" number status. Pool includes aircraft reported in other than "A" status.

CONFIDENTIAL

TOTAL PROGRAM & NON-PROGRAM AIRCRAFT

TABLE 2

LOCATION OF AIRCRAFT INVENTORY AND PLANNED OPERATING ASSIGNMENTS

DECLASSIFIED

BY COMMAND AND UNIT

BUWEPS FR	LOCATION	MODEL	INVENTORY		BUWEPS FR	LOCATION	MODEL	INVENTORY		
			S T A T U S	NO. ON BOARD				S T A T U S	NO. ON BOARD	
06R BUWEPS FR	PENSACOLA	AD 6	G6	1	06R BUWEPS FR	SAN DIEGO	F8U 2	D1	1	
		S2F 1	B	3			F8U 2	EE	1	
		S2F 1	D5	9			F8U 2N	B	1	
		S2F 1	EE	1			F8U 1	EA	3	
		S2F 1	E5	4			F8U 1	MX	2	
		S2F 1	G6	1			F8U 1E	B1	1	
		S2F 1	RD	2			F8U 1E	NX	1	
		S2F 1T	DS	2			F11F 1	Y	1	
		TF 1	EE	1			F9F 8B	EU	1	
		UF 2	DA	1			F3H 2	D5	2	
		UF 2	D1	1			F3H 2	E5	1	
		UF 2	E1	2			F3H 2	NX	1	
		UF 1	D1	3			F3H 2X	DG	1	
		UF 1	E1	3			F3H 2X	D7	1	
		T2J 1	DE	1			F3H 2M	P3	3	
		T2V 1	B	4			F2H 4	MY	2	
		T2V 1	DE	2			F2H 4	NX	3	
		T2V 1	DS	10			F2H 3	P4	1	
		T2V 1	E5	3			F4D 1	EE	1	
		SNB 5	B	5			F4D 1	E5	2	
		SNB 5	C	3			F4D 1	MX	2	
		SNB 5	DA	1			F4D 1	NX	1	
		SNB 5	D1	22			F4D 1	NX	1	
		SNB 5	E1	10			F3D 2M	MX	1	
		SNB 5	S4	1			F8U 1P	D5	3	
		SNB 5P	B	2			F8U 1P	MX	1	
		SNB 5P	D1	3			F3D 2Q	B	1	
		SNB 5P	E1	3			F3D 2Q	D1	1	
		T 28B	B	3			F3D 2Q	E1	2	
		T 28B	C	1			AD 6	C	1	
		T 28B	CA	1			AD 6	EJ	1	
		T 28B	D1	12			AD 6	NX	2	
		T 28B	E1	6			AD 5	ER	1	
		T 28B	Y	1			S2F 2	D5	1	
		T 28C	B	4			S2F 1	B	1	
		T 28C	D1	1			S2F 1	D1	1	
		T 28C	EA	1			S2F 1	D5	10	
		T 28C	E1	5			S2F 1	D5	1	
		T 34B	B	1			S2F 1S1X	D7	3	
		T 34B	D1	10			P5M 25	MY	5	
		T 34B	E1	29			P5M 1	MX	5	
		T 34B	E5	1			P5M 1	NX	1	
		T 34B	HW	130			P5M 1S	B	1	
		HTL 6	EJ	2			P5M 1S	MX	3	
		T 28BD	D1	1			P5M 1SX	G8	1	
				313*			WF 2	D1	1	
06R BUWEPS FR	QUONSET PNT	A4D 2	B	1			AD 5W	NX	1	
		A4D 2	DA	2			R4D 5	EJ	1	
		A4D 2	D1	2			UF 1	ER	2	
		A4D 2	EA	2			TV 2	EJ	1	
		A4D 2N	D1	1			TV 2	EU	7	
		A4D 2N	G5	1			TV 2	NX	1	
		A4D 1	EA	1			F3D 2T2	D1	1	
		AD 7	E1	15			HSS 1	D1	6	
		AD 6	B	4			HSS 1	EA	2	
		AD 6	C	2			HSS 1	E1	11	
		AD 6	DA	6			HSS 1	PD	1	
		AD 6	D1	29			HSS 1N	D1	3	
		AD 6	EA	1			HSS 1N	E1	1	
		AD 6	E1	38			HUL 1	ER	1	
		AD 6	P4	1			HTL 7	EJ	1	
		AD 5	DA	3			HWS 1	B	5	
		AD 5	D1	16			HUS 1	D1	8	
		AD 5	E1	9			HO45 3	E1	1	
		AD 5N	B	2			HRS 3	D1	4	
		AD 5N	DA	2			HRS 3	D5	1	
		AD 50	B	2			HRS 3	EA	2	
		AD 50	D1	3			HRS 3	E1	1	
		AD 50	E1	3			HUP 2	E1	1	
		AD 5W	R	1			HUP 2	NX	1	
		AD 5W	DA	1			HUP 2	EU	1	
		AD 5W	D1	4			JD 1	B	2	
		AD 5W	EA	2			YP2Y 1	P3	1	
		AD 5W	E1	7					192*	
		UC 1	E1	1		06R BUWEPS FR	TULSA	TV 2	B	2
		UC 1	NY	1				TV 2	D1	18
		FSF 8T	EV	1						20*
		HSS 1	ER	1						
		HSS 1	Y	1						
				166*						

CONFIDENTIAL

TOTAL PROGRAM & NON-PROGRAM AIRCRAFT

~~CONFIDENTIAL~~

TABLE 2

LOCATION OF AIRCRAFT INVENTORY AND
PLANNED OPERATING ASSIGNMENTS

DECLASSIFIED

BY COMMAND AND UNIT

BUWEPS FR UNIT	LOCATION	MODEL	INVENTORY		BUWEPS FR UNIT	LOCATION	MODEL	INVENTORY		PLANNED OPERATING ASSIGNMENTS
			S T A T U S	NO. ON BOARD				S T A T U S	NO. ON BOARD	
BUREAU OF NAVAL WEAPONS REPRESENTATIVES										
BWR FR	BETHPAGE	S2F 3 S2F 3 S2F 3 S2F 1 WF 2 UF 2X D5N 3 F6F 5K	B C G5 V R V G4 V PC	1 1 2 13 1 2 1 2						
BWR FR	BLOOMFIELD	HU2K 1	V	16 16*						
BWR FR	BURBANK	P3V 1 P2V 7S P2V 7S P2V 7SX P2V 5FS P2V 5FS P2V 5FSX WV 3 WV 3X WV 2	V B C G5 B G5 G5 NY G4 G5	1 2 1 3 2 1 15 1 2 2						
BWR FR	COLUMBUS	A3J 1 T2J 1 T 28B T 28C	G5 G7 D1 B	1 2 30 2						
BWR FR	DALLAS	F8U 2N R5D 5 R5D 5 R5D 5 R5D 5R R5D 4R R5D 4R R5D 3 R5D 3 R5D 3 R5D 3 R5D 2 R5D 2Z R4D 8 R4D 8 R4D 6 R4D 6 R4D 5 R4D 8T R4D 7 HUP 3 HUP 2 F8U 1D TV 2D TV 2KD	B B D1 D3 D3 B D3 B D1 D3 D3 D3 D3 D3 D3 D3 D1 B DA D1 T T T	4 1 1 1 1 1 2 2 1 1 2 1 1 2 1 2 1 1 1 1 20 1 1 1						
BWR FR	EL SEGUNDO	A4D 2N A4D 2N A3D 2P A3D 2Q R4D 5R	B C G5 B DA	1 3 1 1 1						
BWR FR	EST HARTFORD	HSS 2 HSS 2 HUS 1	EA V V	1 13 1						
BWR FR	MARIETTA	GV 1	B	1 1*						
BWR FR	ST LOUIS	F4H 1 F4H 1 T2V 1	B V T	13 3 1						
BWR FR	STRATFORD	HSS 2 HSS 1H HUS 1	V R V	12 2 15						
BWR FR	W PALM BEACH	R6D 1 R4Y 1	D3 D3	4 2 6*						
MISCELLANEOUS BUWEPS ACTIVITIES										
POOL BUWEPS FR	CHASE	F11F 1	ER	1 1*						
POOL BUWEPS FR	CHINA LAKE	FJ 4B	C	1 1*						
POOL BUWEPS FR	CRPS CHRISTI	AD 6 T 28B	D1 C	1 1 2*						
POOL BUWEPS FR	KEY WEST	F4D 1	HF	1 1*						
POOL BUWEPS FR	GLENVIEW	AD 6	HF	1 1*						
POOL BUWEPS FR	LAKEHURST	HUP 2	Y	1 1*						
POOL BUWEPS FR	MEMPHIS	A4D 1	B1	1 1*						
POOL BUWEPS FR	SAN DIEGO	FJ 4B	X	1 1*						
POOL BUWEPS FR	OCEANA	A3D 2	HF	1 1*						
POOL BUWEPS FR	PTXNT RIVER	Y/F4D 1	Y	1 1*						
ACFT ON LOAN BUWEPS FR										
ARTIC RES LAB		R4D 5S	U	1 1*						
BLATZ AIRLINES		R4D 6R	U	1 1*						
CEN AIRLINE INC		R4D 6R R4D 5R	U	2 1 3*						
DEPT OF AGRI		SNB 5 R4D 6S	U	1 1 2*						
DEPT OF INT		R4D 6Q	U	1 1*						
DEPT OF JUSTICE		R4D 5	U	2 2*						
FED AVN AGENCY		F9F 8P R4D 6R R4D 6Z R4D 5 R4D 5R R4D 5Z F9F 8T R4D 6Q R4D 6S R4D 5Q HR25 1	U	2 16 5 1 2 1 1 3 12 4 1 48*						
FLYING CLUB	ARGENTIA	T 34B	U	1 1*						
FLYING CLUB	CRPS CHRISTI	T 34B	U	2 2*						
FLYING CLUB	JOHNSVILLE	T 34B	U	3 3*						
FLYING CLUB	LAKEHURST	T 34B	U	1 1*						
FLYING CLUB	NEW ORLEANS	T 34B	U	1 1*						
FLYING CLUB	PENSACOLA	T 34B	U	1 1*						
FLYING CLUB	ROTA	T 34B	U	1 1*						
FLYING CLUB	SAN JUAN	T 34B	U	1 1*						
FLYING CLUB	SO WEYMOUTH	T 34B	U	1 1*						
FLYING CLUB	WHITING FLD	T 34B	U	1 1*						
LAKE CEN AIRLN		R4D 6R R4D 5R T 34B	U	1 1 3*						
NO CEN AIRLNS		R4D 6R R4D 6R	MX U	1 1 2*						
OZARK AIR INC		R4D 5R	U	2 2*						

TABLE 3
PROGRAM INVENTORY BY STATUS AND PLANNED OPERATING ASSIGNMENTS
BY COMMAND, CLASS AND MODEL

CLASS AND MODEL	COMMAND	TOTAL	BUWEPS FR		OPERATING COMMANDS			PLANNED OPT'G. ASSIGNMENTS					
			NON OPERATIONAL SUPPORT	RESERVE STOCK	READY FOR ISSUE	OPERATIONAL POOL		ON BOARD OPERATING INV.	*	*	*	*	
						UNDG. PAR & AIRLINE MAINTENANCE	OTHER						31 DEC 1961
	LANT	2359			128	130	55	2046					
	PAC	2756			102	206	115	2333					
	NABS	566				4	4	558	564	558	556	556	
	NATRA	1393			11	68	28	1286					
	NART	640			18	39	5	578					
	RDT+E	133			2	7	2	122					
	BUWPS	2765	1122	1643									
		10612	1122	1643	261	454	209	6923	564	558	556	556	
FIGHTER JET	LANT	522			39	49	15	419					
	PAC	681			25	80	28	548					
	NABS	1						1	1	1	1	1	
	NATRA	210			3	24	8	175					
	NART	126			6	7		113					
	RDT+E	27				3	1	23					
	BUWPS	624	198	426									
		2191	198	426	73	163	52	1279	1	1	1	1	
ATTACK JET	LANT	517			23	39	18	437					
	PAC	660			39	76	33	512					
	NART	85			10	4	2	69					
	RDT+E	27				1		26					
	BUWPS	53	50	3									
		1342	50	3	72	120	53	1044					
ATTACK PROP	LANT	135			4		3	128					
	PAC	174			8		7	159					
	NABS	2						2	2	1			
	NATRA	25						25					
	NART	65					1	64					
	RDT+E	9			1			8					
	BUWPS	290	153	137									
		700	153	137	13		11	386	2	1			
ANTI SUBMARINE	LANT	206			9	13		184					
	PAC	165			4	9		152					
	NABS	7				1		6	7	8	8	8	
	NATRA	111				12	3	96					
	NART	87				19		68					
	RDT+E	8					1	7					
	BUWPS	68	43	25									
		652	43	25	13	54	4	513	7	8	8	8	
PATROL	LANT	256			21	9	1	225					
	PAC	221			7	15	6	193					
	NABS	1						1	1	1	1	1	
	NATRA	19				1		18					
	NART	48			1	6		41					
	RDT+E	9						9					
	BUWPS	180	53	127									
		734	53	127	29	31	7	487	1	1	1	1	
WARNING	LANT	100			12	5	9	74					
	PAC	100				2	7	91					
	NABS	8					1	7	7	9	9	9	
	NATRA	6			1			5					
	RDT+E	6				1		5					
	BUWPS	145	30	115									
		365	30	115	13	8	17	182	7	9	9	9	
TRANSPORTS	LANT	146			6	3	1	136					
	PAC	113			1	5	5	102					
	NABS	89				1		88	87	85	85	85	
	NATRA	14						14					
	NART	63						63					
	RDT+E	9						9					
	BUWPS	90	51	39									
		524	51	39	7	9	6	412	87	85	85	85	
IN FLGT REFUEL	LANT	2						2					
	PAC	12					1	11					
	BUWPS	1	1										
		15	1				1	13					
UTILITY	LANT	32			4			28					
	PAC	42						39					
	NABS	32					3	32	30	26	26	26	
	NATRA	4						4					
	NART	2						2					
	RDT+E	1						1					
	BUWPS	41	21	20									
		154	21	20	4		3	106	30	26	26	26	

* Planned Assignments of Table 3 are omitted from this issue with the exception of NABS, pending program review.

~~CONFIDENTIAL~~
TABLE 3

PROGRAM AIRCRAFT

DECLASSIFIED

PROGRAM INVENTORY BY STATUS AND PLANNED OPERATING ASSIGNMENTS
BY COMMAND, CLASS AND MODEL

CLASS AND MODEL	COMMAND	TOTAL	BUWEPS FR		OPERATING COMMANDS			PLANNED OPT'G. ASSIGNMENTS				
			NON OPERATIONAL SUPPORT	RESERVE STOCK	READY FOR ISSUE	OPERATIONAL POOL		ON BOARD OPERATING INV.	31 DEC 1961	31 MAR 1962	30 JUN 1962	30 SEP 1962
						UNDDG. PAR & AIRLINE MAINTENANCE	OTHER					
TRAINING JET	LANT	105			1	12		92				
	PAC	138				14	5	119				
	NABS	90				2	2	86	89	88	88	88
	NATRA	315			5	31	4	275				
	NART	42			1	3		38				
	RDT+E	16				2		14				
	BUWPS	340	59	281								
		1046	59	281	7	64	11	624	89	88	88	88
TRAINING PROP	LANT	34			1			33				
	PAC	58			3		3	52				
	NABS	251					1	250	254	254	254	254
	NATRA	621			2		13	606				
	NART	66					2	64				
	RDT+E	4						4				
	BUWPS	555	165	390								
		1589	165	390	6		19	1009	254	254	254	254
ROTARY WING	LANT	280			5		8	267				
	PAC	334			13		14	305				
	NABS	66						66	68	68	68	68
	NATRA	68						68				
	NART	56						56				
	RDT+E	7			1			6				
	BUWPS	314	273	41								
		1125	273	41	21		22	768	68	68	68	68
AIRSHIPS	RDT+E	3						3				
	BUWPS	11		11								
		14		11				3				
DRONES JET	LANT	9			3			6				
	PAC	35				4		28				
	NABS	13					3	13	13	13	13	13
	RDT+E	4						4				
	BUWPS	30	15	15								
		91	15	15	3	4	3	51	13	13	13	13
DRONES PROP	LANT	15						15				
	PAC	23					1	22				
	NABS	6						6	5	4	3	3
	RDT+E	3						3				
	BUWPS	23	10	13								
		70	10	13			1	46	5	4	3	3
FIGHTER JET												
VF FB	LANT	486			38	45	14	389				
	PAC	620			25	73	24	498				
	NATRA	209			3	24	7	175				
	NART	126			6	7		113				
	RDT+E	25				3		21				
	BUWPS	555	191	364								
		2021	191	364	72	152	46	1196				
VF P	LANT	36			1	4	1	30				
	PAC	61				7	4	50				
	NABS	1						1	1	1	1	1
	NATRA	1					1					
	RDT+E	2						2				
	BUWPS	69	7	62								
		170	7	62	1	11	6	83	1	1	1	1
		2191	198	426	73	163	52	1279	1	1	1	1
ATTACK JET												
VA L	LANT	417			23	30	7	357				
	PAC	540			37	67	25	411				
	NART	85			10	4	2	69				
	RDT+E	22						22				
	BUWPS	39	36	3								
		1103	36	3	70	101	34	859				
VA H	LANT	71				6	7	58				
	PAC	80				6	4	70				
	RDT+E	2						2				
	BUWPS	7	7									
		160	7			12	11	130				

~~CONFIDENTIAL~~

TABLE 3

PROGRAM INVENTORY BY STATUS AND PLANNED OPERATING ASSIGNMENTS

BY COMMAND, CLASS AND MODEL

CLASS AND MODEL	COMMAND	TOTAL	BUWEPS FR		OPERATING COMMANDS			PLANNED OPT'G. ASSIGNMENTS				
			NON OPERATIONAL SUPPORT	RESERVE STOCK	READY FOR ISSUE	OPERATIONAL POOL		ON BOARD OPERATING INV.	31 DEC 1961	31 MAR 1962	30 JUN 1962	30 SEP 1962
						UNDG. PAR & AIRLINE MAINTENANCE	OTHER					
VA P	LANT	12				1	3	8				
	PAC	12				1	3	8				
	RDT+E	1						1				
	BUWPS	2	2									
		27	2			2	6	17				
VA Q	LANT	11				2	1	8				
	PAC	9				2		7				
	RDT+E	2				1		1				
	BUWPS	1	1									
		23	1			5	1	16				
VA QM	LANT	6						6				
	PAC	19			2		1	16				
	BUWPS	4	4									
		29	4		2		1	22				
		1342	50	3	72	120	53	1044				
ATTACK PROP												
VA LP	LANT	135			4		3	128				
	PAC	174			8		7	159				
	NABS	2						2	2	1		
	NATRA	25						25				
	NART	65					1	64				
	RDT+E	9			1			8				
	BUWPS	290	153	137								
		700	153	137	13		11	386	2	1		
ANTI SUBMARINE												
VS	LANT	206			9	13		184				
	PAC	165			4	9		152				
	NABS	7				1		6	7	8	8	8
	NATRA	111				12	3	96				
	NART	87				19		68				
	RDT+E	8					1	7				
	BUWPS	68	43	25								
		652	43	25	13	54	4	513	7	8	8	8
PATROL												
VP L	LANT	228			18	9	1	200				
	PAC	156			4	15	2	135				
	NABS	1						1	1	1	1	1
	NATRA	12				1		11				
	NART	48			1	6		41				
	RDT+E	9						9				
	BUWPS	84	48	36								
		538	48	36	23	31	3	397	1	1	1	1
VP S	LANT	28			3			25				
	PAC	65			3		4	58				
	NATRA	7						7				
	BUWPS	96	5	91								
		196	5	91	6		4	90				
		734	53	127	29	31	7	487	1	1	1	1
WARNING												
VW M	LANT	64			10	5	2	47				
	PAC	58				2		56				
	RDT+E	1				1						
	BUWPS	103	27	76								
		226	27	76	10	8	2	103				
VW H	LANT	36			2		7	27				
	PAC	42					7	35				
	NABS	8					1	7	7	9	9	9
	NATRA	6			1			5				
	RDT+E	5						5				
	BUWPS	42	3	39								
		139	3	39	3		15	79	7	9	9	9
		365	30	115	13	8	17	182	7	9	9	9

CONFIDENTIAL
TABLE 3

PROGRAM AIRCRAFT

DECLASSIFIED

PROGRAM INVENTORY BY STATUS AND PLANNED OPERATING ASSIGNMENTS

BY COMMAND, CLASS AND MODEL

CLASS AND MODEL	COMMAND	TOTAL	BUWEPS FR		OPERATING COMMANDS				PLANNED OPT'G. ASSIGNMENTS			
			NON OPERATIONAL SUPPORT	RESERVE STOCK	READY FOR ISSUE	OPERATIONAL POOL		ON BOARD OPERATING INV.	31 DEC 1961	31 MAR 1962	30 JUN 1962	30 SEP 1962
						UNDG. PAR & AIRLINE MAINTENANCE	OTHER					
TRANSPORTS												
VR H	LANT	31			2			29				
	PAC	44			1			40				
	NABS	16					3	16	16	16	17	
	NATRA	5						5				
	NART	45						45				
	RDT+E	3						3				
BUWPS	20	20			3		3	138	16	16	16	17
		164		20								
VR M	LANT	81			3			77				
	PAC	40					1	38				
	NABS	64					2	64	62	60	60	59
	NATRA	9						9				
	NART	17						17				
	RDT+E	5						5				
BUWPS	68	29	39									
		284	29	39	3		3	210	62	60	60	59
VR C	LANT	34			1	3		30				
	PAC	29				5		24				
	NABS	9				1		8	9	9	9	9
	NATRA	1						1				
	NART	1						1				
	RDT+E	2						2				
BUWPS	76	2		1	9			64	9	9	9	9
		524	51	39	7	9	6	412	87	85	85	85
IN FLGT REFUEL												
VG	LANT	2						2				
	PAC	12					1	11				
	BUWPS	1	1					1				
		15	1					13				
UTILITY												
VU L	LANT	18			4			14				
	PAC	21					1	20				
	NABS	16						16	16	16	16	
	NATRA	2						2				
	NART	2						2				
	BUWPS	7	6	1								
		66	6	1	4		1	54	16	16	16	16
VU G	LANT	14						14				
	PAC	21					2	19				
	NABS	16						16	14	10	10	10
	NATRA	2						2				
	RDT+E	1						1				
	BUWPS	34	15	19								
		88	15	19	4		2	52	14	10	10	10
		154	21	20	4		3	106	30	26	26	26
TRAINING JET												
VT AJ	LANT	92			1	10		81				
	PAC	124				14		106				
	NATRA	102				11	4	91				
	RDT+E	5				2		3				
	BUWPS	22	3	19								
		345	3	19	1	37	4	281				
VT BJ	LANT	2						2				
	PAC	3						3				
	NABS	90				2	2	86	89	88	88	88
	NATRA	202			3	20	4	175				
	NART	42			1	3		38				
	RDT+E	7						7				
BUWPS	299	55	244									
		645	55	244	4	25	6	311	89	88	88	88

CONFIDENTIAL

DECLASSIFIED

PROGRAM AIRCRAFT

TABLE 3

PROGRAM INVENTORY BY STATUS AND PLANNED OPERATING ASSIGNMENTS

BY COMMAND, CLASS AND MODEL

CLASS AND MODEL	COMMAND	TOTAL	BUWEPs FR		OPERATING COMMANDS				PLANNED OPT'G. ASSIGNMENTS				
			NON OPERATIONAL SUPPORT	RESERVE STOCK	READY FOR ISSUE	OPERATIONAL POOL		ON BOARD OPERATING INV.	31 DEC 1961	31 MAR 1962	30 JUN 1962	30 SEP 1962	
						UNDG. PAR & AIRLINE MAINTENANCE	OTHER						
VT SJ	LANT PAC NATRA RDT+E BUWPS	11 11 11 4 19 56					2	1	9 10 9 4 32				
		1046	59	281	7	64	11	624	89	88	88	88	
TRAINING PROP													
VT AP	LANT PAC NABS NATRA NART BUWPS	23 47 190 77 36 219 592				3		3 1 2	23 41 189 75 36	193	193	193	193
			50	169	3		6	364	193	193	193	193	
VT BP	LANT PAC NABS NATRA NART RDT+E BUWPS	7 9 61 404 10 3 145 639							7 9 61 393 8 3	61	61	61	61
			71	74			13	481	61	61	61	61	
VT PP	LANT NATRA NART RDT+E BUWPS	2 129 18 1 178 328				1 2 3		1 127 18 1 147					
			41	137									
VT SP	LANT PAC NATRA NART BUWPS	2 2 11 2 13 30							2 2 11 2 17				
		1589	165	390	6		19	1009	254	254	254	254	
ROTARY WING													
HS	LANT PAC NABS NART RDT+E BUWPS	100 81 7 26 6 103 323				2		7 6	91 75 7 26 5	7	7	7	7
			101	2	3		13	204	7	7	7	7	
HL	LANT PAC NABS NATRA NART BUWPS	20 30 4 26 4 46 130				1 1			19 27 4 26 4		4	4	4
			44	2	2		2	80	4	4	4	4	
HM	LANT PAC NABS NATRA BUWPS	96 152 18 21 51 338				1 12		1 2	94 138 18 21	19	19	19	19
			51		13		3	271	19	19	19	19	
HH	LANT PAC NABS BUWPS	12 14 1 9 36							12 14 1	2	2	2	2
			9					27	2	2	2	2	

CONFIDENTIAL

~~CONFIDENTIAL~~

PROGRAM AIRCRAFT

TABLE 3

PROGRAM INVENTORY BY STATUS AND PLANNED OPERATING ASSIGNMENTS

DECLASSIFIED

BY COMMAND, CLASS AND MODEL

CLASS AND MODEL	COMMAND	TOTAL	BUWEPS FR		OPERATING COMMANDS			PLANNED OPT'G. ASSIGNMENTS				
			NON OPERATIONAL SUPPORT	RESERVE STOCK	READY FOR ISSUE	OPERATIONAL POOL		ON BOARD OPERATING INV.	31 DEC 1961	31 MAR 1962	30 JUN 1962	30 SEP 1962
						UNDG. PAR & AIRLINE MAINTENANCE	OTHER					
HG												
	LANT	52			1			51				
	PAC	57			2			51				
	NABS	36					4	36	36	36	36	
	NATRA	21						21				
	NART	26						26				
	RDT+E	1						1				
	BUWPS	105	68	37								
		298	68	37	3		4	186	36	36	36	36
		1125	273	41	21		22	768	68	68	68	68
AIRSHIPS												
Z												
	RDT+E	3						3				
	BUWPS	11		11								
		14		11				3				
DRONES JET												
VK D												
	LANT	9			3			6				
	PAC	35				4		28				
	NABS	13					3	13	13	13	13	
	RDT+E	4						4				
	BUWPS	30	15	15								
		91	15	15	3	4	3	51	13	13	13	13
DRONES PROP												
VK D												
	LANT	15						15				
	PAC	23					1	22				
	NABS	6						6	5	4	3	3
	RDT+E	3						3				
	BUWPS	23	10	13								
		70	10	13			1	46	5	4	3	3
FIGHTER JET												
VF FB												
	F8U 2	LANT	68		2	4	1	61				
		PAC	79		2	11	4	62				
		RDT+E	4			1		3				
		BUWPS	8	8								
			159	8	4	16	5	126				
	F8U 2N	LANT	54		1		2	51				
		PAC	66			1	1	64				
		RDT+E	2					2				
		BUWPS	7	7								
			129	7	1	1	3	117				
	F8U 1	LANT	88		7	23	3	55				
		PAC	98		4	15	8	71				
		BUWPS	21	11	10							
			207	11	10	11	38	11	126			
	F8U 1E	LANT	43			6	1	36				
		PAC	53			7	2	31				
		RDT+E	1					1				
		BUWPS	6	5	1							
			103	5	1	13	3	68				
	F11F 1	NATRA	78					58				
		BUWPS	59	12	47							
			137	12	47		7	58				

* COMBAT FIRST LINE MODELS

~~CONFIDENTIAL~~

DECLASSIFIED

TABLE 3

PROGRAM AIRCRAFT

PROGRAM INVENTORY BY STATUS AND PLANNED OPERATING ASSIGNMENTS

BY COMMAND, CLASS AND MODEL

CLASS AND MODEL	COMMAND	TOTAL	BUWEPS FR		OPERATING COMMANDS				PLANNED OPT'G. ASSIGNMENTS				
			NON OPERATIONAL SUPPORT	RESERVE STOCK	READY FOR ISSUE	OPERATIONAL POOL		ON BOARD OPERATING INV.	31 DEC 1961	31 MAR 1962	30 JUN 1962	30 SEP 1962	
						UNDG. PAR & AIRLINE MAINTENANCE	OTHER						
VF P	F8U 1P	LANT	36		1	4	1	30					
		PAC	61			7		4					
		NABS	1										
		RDT+E	1							1	1	1	1
		BUWPS	23	7	16								
			122	7	16	1	11	5	82	1	1	1	1
	F9F 8P	NATRA	1					1					
		RDT+E	1										
		BUWPS	46		46				1				
			48		46	1		1		1	1	1	1
		170	7	62	1	11	6	83	1	1	1	1	
ATTACK JET													
VA L	*A4D 2	LANT	217		18	15	3	181					
		PAC	198		24	27	12	135					
		RDT+E	3					3					
		BUWPS	16	16									
			434	16		42	42	15	319				
	*A4D 2N	LANT	177		5	15	2	155					
		PAC	212		3	8	7	194					
		RDT+E	6					6					
		BUWPS	9	9									
			404	9		8	23	9	355				
	A4D 1	LANT	23			1	7	2	21				
		PAC	34					2	24				
		NART	39			1	4		34				
		RDT+E	5						5				
			7	4	3								
			108	4	3	2	11	4	84				
	FJ 4B	PAC	96			9	25	4	58				
		NART	46			9		2	35				
RDT+E		8						8					
BUWPS		7	7										
		157	7		18	25	6	101					
		1103	36	3	70	101	34	859					
VA H	*A3J 1	LANT	6					6					
		RDT+E	1					1					
		BUWPS	1	1									
			8	1					7				
	A3D 2	LANT	52				3	6	43				
		PAC	68				6	4	58				
		BUWPS	6	6									
			126	6			9	10	101				
	A3D 1	LANT	13				3	1	9				
		PAC	12						12				
RDT+E		1						1					
BUWPS		26				3	1	22					
		160	7			12	11	130					
VA P	*A3D 2P	LANT	12			1	3	8					
		PAC	12			1	3	8					
		RDT+E	1						1				
		BUWPS	2	2									
		27	2			2	6	17					
VA Q	A3D 2Q	LANT	11			2	1	8					
		PAC	9			2		7					
		RDT+E	1						1				
		BUWPS	1	1									
			22	1		4	1	16					
	A3D 1Q	RDT+E	1			1							
		1			1								
		23	1		5	1	16						
VA QM	F3D 2Q	LANT	6					6					
		PAC	19			2	1	16					
		RDT+E	4	4									
		BUWPS	29	4		2	1	22					

* COMBAT FIRST LINE MODELS

CONFIDENTIAL

DECLASSIFIED

PROGRAM AIRCRAFT

TABLE 3

PROGRAM INVENTORY BY STATUS AND PLANNED OPERATING ASSIGNMENTS

BY COMMAND, CLASS AND MODEL

CLASS AND MODEL	COMMAND	TOTAL	BUWPS FR		OPERATING COMMANDS				PLANNED OPT'G. ASSIGNMENTS				
			NON OPERATIONAL SUPPORT	RESERVE STOCK	READY FOR ISSUE	OPERATIONAL POOL		ON BOARD OPERATING INV.	31 DEC 1961	31 MAR 1962	30 JUN 1962	30 SEP 1962	
						UNDG. PAR & AIRLINE MAINTENANCE	OTHER						
ATTACK PROP													
VA LP													
	AD 7	PAC	35				2	33					
		BUWPS	15	15									
			50	15			2	33					
	AD 6	LANT	111			2	3	106					
		PAC	108			8	5	95					
		NATRA	21					21					
		RDT+E	1					1					
		BUWPS	149	94	55								
			390	94	55	10	8	223					
	AD 5	LANT	11					11					
		PAC	12					12					
		NATRA	4					4					
		NART	46				1	45					
		RDT+E	4			1		3					
		BUWPS	68	31	37								
			145	31	37	1	1	75					
	AD 5N	NART	19					19					
		RDT+E	4					4					
		BUWPS	49	5	44								
			72	5	44			23					
	AD 5Q	LANT	13			2		11					
		PAC	19					19					
		NABS	2					2	2	1			
		BUWPS	9	8	1								
			43	8	1	2		32	2	1			
			700	153	137	13	11	386	2	1			
ANTI SUBMARINE													
VS													
	* S2F 3	LANT	29			1		28					
		PAC	22					22					
		RDT+E	3				1	2					
		BUWPS	6	6									
			60	6		1	1	52					
	S2F 2	LANT	1					1					
		PAC	1					1					
		NABS	1					1					
		NART	42				8	34					
		BUWPS	7	1	6								
			52	1	6		8	37					
	* S2F 1	LANT	98			2	6	90					
		PAC	86			4	3	79					
		NABS	6				1	5	7	8	8	8	
		NATRA	23				1	22					
		NART	45				11	34					
		RDT+E	5					5					
		BUWPS	44	32	12								
			307	32	12	6	22	235	7	8	8	8	
	* S2F 1T	NATRA	88				11	3	74				
		BUWPS	9	2	7								
			97	2	7		11	3	74				
	* S2F 1S	LANT	71			5	5	61					
		PAC	54				6	48					
		BUWPS	1	1									
			126	1		5	11	109					
	* S2F 1S1	LANT	7			1	2	4					
		PAC	2					2					
			9			1	2	6					
	* S2F 1S1X	BUWPS	1	1									
			1	1									
			652	43	25	13	54	4	513	7	8	8	8

* COMBAT FIRST LINE MODELS

~~CONFIDENTIAL~~
TABLE 3

PROGRAM AIRCRAFT

DECLASSIFIED

PROGRAM INVENTORY BY STATUS AND PLANNED OPERATING ASSIGNMENTS

BY COMMAND, CLASS AND MODEL

CLASS AND MODEL	COMMAND	TOTAL	BUWEPS FR		OPERATING COMMANDS				PLANNED OPT'G. ASSIGNMENTS			
			NON OPERA-TIONAL SUPPORT	RESERVE STOCK	READY FOR ISSUE	OPERATIONAL POOL		ON BOARD OPERATING INV.	31 DEC 1961	31 MAR 1962	30 JUN 1962	30 SEP 1962
						UNDG. PAR & AIRLINE MAINTENANCE	OTHER					
PATROL												
VP L												
* P3V 1	BUWPS	1	1									
		1	1									
* P2V 7	LANT	3						3				
	RDT+E	1						1				
		4						4				
* P2V 7S	LANT	94			10	3	1	80				
	PAC	78			3	7	2	66				
	RDT+E	1						1				
	BUWPS	8	7	1								
		181	7	1	13	10	3	147				
* P2V 7SX	BUWPS	3	3									
		3	3									
P2V 6	NART	14			1	1		12				
	BUWPS	7		7				12				
		21		7	1	1						
P2V 6F	NART	1						1				
	BUWPS	1		1				1				
		2		1								
P2V 6M	RDT+E	1						1				
	BUWPS	7	2	5				1				
		8	2	5								
P2V 6T	NATRA	9				1		8				
	BUWPS	5	2	3								
		14	2	3		1		8				
P2V 6TX	BUWPS	3	3									
		3	3									
* P2V 5F	LANT	30						30				
	PAC	9						9				
	NATRA	3						3				
	NART	33				5		28				
	RDT+E	3						3				
	BUWPS	1	1									
		79	1			5		73				
* P2V 5FS	LANT	101			8	6		87				
	PAC	69			1	8		60				
	NABS	1						1	1	1	1	
	RDT+E	2						2				
	BUWPS	9	9		9	14		150	1	1	1	1
		182	9		9	14		150	1	1	1	1
* P2V 5FSX	BUWPS	15	15									
		15	15									
P2V 4	RDT+E	1						1				
	BUWPS	24	5	19								
		25	5	19				1				
		538	48	36	23	31	3	397	1	1	1	1
VP S												
* P5M 2	NATRA	3						3				
	BUWPS	1		1								
		4		1				3				
* P5M 2S	LANT	28			3			25				
	PAC	55			3		3	49				
	BUWPS	10	3	7								
		93	3	7	6		3	74				
P5M 1	PAC	1					1					
	NATRA	4										
	BUWPS	79		79				4				
		84		79			1	4				
P5M 1S	PAC	9						9				
	BUWPS	5	1	4								
		14	1	4				9				
P5M 1SX	BUWPS	1	1									
		1	1									
		196	5	91	6		4	90				

* COMBAT FIRST LINE MODELS

~~CONFIDENTIAL~~

PROGRAM AIRCRAFT

DECLASSIFIED

~~CONFIDENTIAL~~

TABLE 3

PROGRAM INVENTORY BY STATUS AND PLANNED OPERATING ASSIGNMENTS

BY COMMAND, CLASS AND MODEL

CLASS AND MODEL	COMMAND	TOTAL	BUWEPS FR		OPERATING COMMANDS				PLANNED OPT'G. ASSIGNMENTS			
			NON OPERATIONAL SUPPORT	RESERVE STOCK	READY FOR ISSUE	OPERATIONAL POOL		ON BOARD OPERATING INV.	31 DEC 1961	31 MAR 1962	30 JUN 1962	30 SEP 1962
						UNDG. PAR & AIRLINE MAINTENANCE	OTHER					
WARNING												
VW M												
* WF 2	LANT	39			4	5	1	29				
	PAC	39				2		37				
	RDT+E	1				1						
	BUWPS	2	2									
		81	2		4	8	1	66				
AD 5W	LANT	25			6		1	18				
	PAC	19						19				
	BUWPS	101	25	76								
		145	25	76	6		1	37				
		226	27	76	10	8	2	103				
VW H												
* WV 3	LANT	6						5				
	BUWPS	1		1				1				
		7		1				5				
* WV 3X	BUWPS	1	1									
		1	1									
* WV 2	LANT	26			1		5	20				
	PAC	38					7	31				
	NABS	8					1	7	7	9	9	9
	NATRA	6			1			5				
	RDT+E	4						4				
	BUWPS	122	2	38	2		13	67	7	9	9	9
		122	2	38	2			67	7	9	9	9
* WV 2E	RDT+E	1						1				
		1						1				
* WV 2Q	LANT	4			1		1	2				
	PAC	4						4				
		8			1		1	6				
		139	3	39	3		15	79	7	9	9	9
TRANSPORTS												
VR H												
* R7V 1	LANT	6			1			5				
	PAC	6					2	4				
	NABS	1						1	1	1	1	1
		13			1		2	10	1	1	1	1
* R6D 1	LANT	2						2				
	PAC	10						10				
	BUWPS	4	4									
		16	4					12				
* R6D 1Z	LANT	4						4				
	PAC	2						2				
		6						6				
R5D 5	LANT	9			1			8				
	BUWPS	3	3									
		12	3		1			8				
R5D 5R	BUWPS	1	1									
		1	1									
R5D 5Z	PAC	1						1				
		1						1				
R5D 4R	PAC	1						1				
	NABS	4						4	4	4	4	4
	NATRA	2						2				
	NART	4						4				
	RDT+E	1						1				
	BUWPS	3	3									
		15	3					12	4	4	4	4
R5D 3	LANT	3						3				
	PAC	14			1			13				
	NABS	8						8	4	4	4	4
	NART	25						25				
	RDT+E	1						1				
	BUWPS	6	6									
		57	6		1			50	4	4	4	4
R5D 3Z	LANT	1						1				
	NATRA	1						1				
		2						2				

* COMBAT FIRST LINE MODELS

~~CONFIDENTIAL~~

~~CONFIDENTIAL~~

DECLASSIFIED

PROGRAM AIRCRAFT

TABLE 3

PROGRAM INVENTORY BY STATUS AND PLANNED OPERATING ASSIGNMENTS

BY COMMAND, CLASS AND MODEL

CLASS AND MODEL	COMMAND	TOTAL	BUWEPS FR		OPERATING COMMANDS				PLANNED OPT'G. ASSIGNMENTS				
			NON OPERATIONAL SUPPORT	RESERVE STOCK	READY FOR ISSUE	OPERATIONAL POOL			ON BOARD OPERATING INV.	31 DEC 1961	31 MAR 1962	30 JUN 1962	30 SEP 1962
						NOT READY FOR ISSUE							
						UNDG. PAR & AIRLINE MAINTENANCE	OTHER						
R5D 2 3	NABS								6	6	6	7	
								6	6	6	7		
R5D 2	PAC	8				1	7						
	NABS	2					2						
	NATRA	2					2						
	NART	16					16						
	RDT+E	1					1						
	BUWPS	2	2										
		31	2			1	28						
R5D 2Z	LANT	1					1						
	PAC	2					2						
	NABS	1					1						
	BUWPS	1	1										
		5	1				4						
R5D 12	LANT	1					1						
		1					1						
R5D 2	NABS							1	1	1	1	1	
								1	1	1	1	1	
* C 130BL	LANT	4					4						
		4					4						
VR M		164	20		3	3	138	16	16	16	17		
R4D 2	LANT	2			2		27						
	PAC	10				1	9						
	BUWPS	13	1	12									
		53	1	12	3	1	36						
R4D 8	LANT	15				1	14						
	PAC	11					11						
	NABS	27					27	27	27	27	27		
	NATRA	4					4						
	NART	11					11						
	RDT+E	1					1						
	BUWPS	14	14										
		83	14			1	68	27	27	27	27		
R4D 8Z	PAC	1					1						
	NABS	2					2	1	1	1	1		
		3					3	1	1	1	1		
R4D 6	LANT	18					18						
	PAC	8				1	7						
	NABS	10					10	3	3	3	3		
	NATRA	1					1						
	BUWPS	16	8	8									
		53	8	8		1	36	3	3	3	3		
R4D 6R	LANT	1					1						
	NABS	1					1						
	BUWPS	2		2									
		4		2			2						
R4D 6Z	BUWPS	1		1									
		1		1									
R4D 5 6	NABS							11	10	10	9		
								11	10	10	9		

* COMBAT FIRST LINE MODELS ** Models not showing inventory are for planning purposes.

~~CONFIDENTIAL~~

CONFIDENTIAL

TABLE 3
PROGRAM INVENTORY BY STATUS AND PLANNED OPERATING ASSIGNMENTS
BY COMMAND, CLASS AND MODEL

CLASS AND MODEL	COMMAND	TOTAL	BUWEPS FR		OPERATING COMMANDS			PLANNED OPT'G. ASSIGNMENTS					
			NON OPERATIONAL SUPPORT	RESERVE STOCK	READY FOR ISSUE	OPERATIONAL POOL		ON BOARD OPERATING INV.	31 DEC 1961	31 MAR 1962	30 JUN 1962	30 SEP 1962	
						UNDG. PAR & AIRLINE MAINTENANCE	OTHER						
R4D 5	LANT	7											
	PAC	5											
	NABS	10						6	5	5	5		
	NATRA	2											
	NART	3											
	RDT+E	2											
	BUWPS	11	3	8									
		40	3	8				29	6	5	5	5	
R4D 5R	BUWPS	9	1	8									
		9	1	8									
R4D 5Z	NABS	1						1					
		1						1					
R4Y 2	NABS	2						2	2	2	2	2	
		2						2	2	2	2	2	
R4Y 1	LANT	10						10					
	PAC	5						5					
	NABS	11						11	12	12	12	12	
	NATRA	2						2					
	NART	3						3					
	RDT+E	2						2					
	BUWPS	2	2					2					
		35	2					33	12	12	12	12	
		284	29	39	3		3	210	62	60	60	59	
VR C													
* TF 1	LANT	34			1	3		30					
	PAC	29				5		24					
	NABS	9				1		8	9	9	9	9	
	NART	1						1					
	RDT+E	1						1					
	BUWPS	2	2					2					
		76	2		1	9		64	9	9	9	9	
IN FLGT REFUEL													
VG													
* GV 1	LANT	2						2					
	PAC	12				1		11					
	BUWPS	1	1					1					
		15	1			1		13					
UTILITY													
VU L													
UO 1	NABS	16						16	16	16	16	16	
	NATRA	2						2					
	NART	2						2					
		20						20	16	16	16	16	
UC 1	LANT	4				1		3					
	BUWPS	2	1	1				2					
		6	1	1	1			3					
L 20	LANT	2						2					
		2						2					
OE 2	LANT	6						6					
	PAC	9						9					
	BUWPS	2	2					2					
		17	2					15					
OE 1	LANT	6				3		3					
	PAC	12					1	11					
	BUWPS	3	3					3					
		21	3			3		14					
		66	6	1	4		1	54	16	16	16	16	

* COMBAT FIRST LINE MODELS

CONFIDENTIAL

~~CONFIDENTIAL~~
TABLE 3

PROGRAM AIRCRAFT

DECLASSIFIED

PROGRAM INVENTORY BY STATUS AND PLANNED OPERATING ASSIGNMENTS

BY COMMAND, CLASS AND MODEL

CLASS AND MODEL	COMMAND	TOTAL	BUWEPS FR		OPERATING COMMANDS				PLANNED OPT'G. ASSIGNMENTS				
			NON OPERATIONAL SUPPORT	RESERVE STOCK	READY FOR ISSUE	OPERATIONAL POOL			ON BOARD OPERATING INV.	31 DEC 1961	31 MAR 1962	30 JUN 1962	30 SEP 1962
						NOT READY FOR ISSUE							
						UNDG. PAR & AIRLINE MAINTENANCE	OTHER						
VU G													
UF 2	LANT PAC NABS BUWPS	8 13 1 4 26						1 1 1		1			
UF 2X	BUWPS	2 2	2 2										
UF 1	LANT PAC NABS NATRA RDT+E BUWPS	6 8 12 2 1 26 55		17 17				1 1 1	6 7 12 2 1	9	10	10	10
UF 1T	NABS BUWPS	3 2 5		2 2					3 3				
UF 1 1T	NABS									4 4			
		88	15	19				2	52	14	10	10	10
TRAINING JET													
VT AJ	F9F 8T	LANT PAC NATRA RDT+E BUWPS				1	10 14 11 2	4	81 106 91 3				
		345	3	19	1	37	4	281					
VT BJ	T2J 1	NABS NATRA RDT+E BUWPS			3	20	4	12 154 1	12	12	12	12	12
		197	3		3	20	4	167	12	12	12	12	12
	T2V 1	LANT PAC NABS NATRA NART RDT+E BUWPS		29 29			2 3 2 21 3 6	1	2 3 32 21 15 6	35	34	34	34
		137	22	29	1	5	1	79	35	34	34	34	34
	TV 2	NABS NART BUWPS						1	42 23	42	42	42	42
		645	30 30 55	215 215 244	4	25	6	65 311	42 89	42 88	42 88	42 88	42 88
VT SJ	* A3D 2T	LANT PAC					2 2		4 5 9				
		12											
	F3D 2T2	LANT PAC NATRA RDT+E BUWPS			2				5 5 9 4				
		56	1 1 1	18 18 18	2 2	2	1	23 32					

* COMBAT FIRST LINE MODELS ** Models not showing inventory are for planning purposes.

~~CONFIDENTIAL~~

PROGRAM AIRCRAFT

DECLASSIFIED ~~CONFIDENTIAL~~

TABLE 3

PROGRAM INVENTORY BY STATUS AND PLANNED OPERATING ASSIGNMENTS

BY COMMAND, CLASS AND MODEL

CLASS AND MODEL	COMMAND	TOTAL	BUWEPS FR		OPERATING COMMANDS			PLANNED OPT'G. ASSIGNMENTS			
			NON-OPERATIONAL SUPPORT	RESERVE STOCK	OPERATIONAL POOL		ON BOARD OPERATING INV.	31 DEC 1961	31 MAR 1962	30 JUN 1962	30 SEP 1962
					READY FOR ISSUE	NOT READY FOR ISSUE					
TRAINING PROP											
VT AP	SNB 5	LANT	23				23				
		PAC	41			3	2	36			
		NABS	183				1	182	185	185	185
		NATRA	69				1	68			
		NART	32					32			
		BUWPS	205	42	163						
			553	42	163	3	4	341	185	185	185
	SNB 5P	PAC	6				1	5			
		NABS	7					7	8	8	8
		NATRA	8				1	7			
		NART	4					4			
		BUWPS	14	8	6						
			39	8	6		2	23	8	8	8
			592	50	169	3	6	364	193	193	193
VT BP	T 28B	LANT	7					7			
		PAC	9					9			
		NABS	61					61	61	61	61
		NATRA	234				8	226			
		NART	10				2	8			
		RDT+E	3					3			
		BUWPS	59	56	3						
			383	56	3		10	314	61	61	61
	T 28C	NATRA	170					3	167		
		BUWPS	81	15	66						
			251	15	66			3	167		
	T 28A	BUWPS	5		5						
				5		5					
			639	71	74		13	481	61	61	61
VT PP	T 34B	LANT	2			1		1			
		NATRA	129			2		127			
		NART	18					18			
		RDT+E	1					1			
		BUWPS	178	41	137						
			328	41	137	3		147			
VT SP	* TF 1Q	LANT	2					2			
		PAC	2					2			
			4					4			
	R4D 8T	NATRA	6					6			
		BUWPS	2	2							
			8	2				6			
	R4D 7	NATRA	5					5			
		BUWPS	1	1							
			6	1				5			
	R4D 6S	NART	1					1			
		BUWPS	3		3						
			4		3			1			
	R4D 5S	NART	1					1			
		BUWPS	7		7						
			8		7			1			
			30	3	10			17			

* COMBAT FIRST LINE MODELS

~~CONFIDENTIAL~~

~~CONFIDENTIAL~~

PROGRAM AIRCRAFT

DECLASSIFIED

TABLE 3

PROGRAM INVENTORY BY STATUS AND PLANNED OPERATING ASSIGNMENTS

BY COMMAND, CLASS AND MODEL

CLASS AND MODEL	COMMAND	TOTAL	BUWPS FR		OPERATING COMMANDS				PLANNED OPT'G. ASSIGNMENTS			
			NON OPERATIONAL SUPPORT	RESERVE STOCK	READY FOR ISSUE	OPERATIONAL POOL		ON BOARD OPERATING INV.	31 DEC 1961	31 MAR 1962	30 JUN 1962	30 SEP 1962
						UNDG. PAR & AIRLINE MAINTENANCE	OTHER					
ROTARY WING												
HS	* HSS 2	LANT	16									
		PAC	11									
		NABS	3									
		BUWPS	27	27								
			57									
	* HSS 1	LANT	18									
		PAC	2									
		NABS	4									
		NART	25									
		RDTE	4			1						
	* HSS 1N	BUWPS	58	56	2							
			111	56	2	1						
		LANT	62			2						
		PAC	64					3				
		NART	1					2				
* HSS 1NX	RDTE	2										
	BUWPS	18	18									
		147	18		2							
	LANT	4										
	PAC	4										
HL	* MUL 1	LANT	4									
		PAC	4									
		BUWPS	8									
			323	101	2	3						
			8									
	* HOK 1	LANT	4									
		PAC	4									
		NABS	8									
		BUWPS	24			1						
			4									
	HTL 7	NART	20	20								
		BUWPS	56	20		1						
			8									
		LANT	1									
		PAC	1									
HTL 6	NART	4										
	BUWPS	4	4									
		15	4									
	NATRA	26										
	BUWPS	16	16									
HTL 4		42	16									
		2										
	BUWPS	2		2								
		130	44	2	2							
		2		2	2							

* COMBAT FIRST LINE MODELS

~~CONFIDENTIAL~~

TABLE 3
PROGRAM AIRCRAFT
PROGRAM INVENTORY BY STATUS AND PLANNED OPERATING ASSIGNMENTS
BY COMMAND, CLASS AND MODEL

CLASS AND MODEL	COMMAND	TOTAL	BUWEPS FR		OPERATING COMMANDS				PLANNED OPT'G. ASSIGNMENTS			
			NON OPERATIONAL SUPPORT	RESERVE STOCK	READY FOR ISSUE	OPERATIONAL POOL		ON BOARD OPERATING INV.	31 DEC 1961	31 MAR 1962	30 JUN 1962	30 SEP 1962
						UNDG. PAR & AIRLINE MAINTENANCE	OTHER					
HM	* HUS 1	LANT 87 PAC 147 NABS 13 BUWPS 37 284	37 37		11		1 2	86 134 13	14	14	14	14
	* HUS 1A	LANT 9 PAC 5 NABS 1 BUWPS 4 19	4 4		1 1 2		8 4 1	1	1	1	1	1
	* HUS 12	NABS 4 4					4 4	4 4	4 4	4 4	4 4	4 4
	MO4S 3	NATRA 21 BUWPS 10 10 31 398	10 10 51		13		21 271	19	19	19	19	19
HM	* HR2S 1	LANT 12 PAC 14 NABS 1 BUWPS 9 36	9 9				12 14 1	2	2	2	2	2
	* HUK 1	PAC 9 NABS 3 BUWPS 7 19	7 7		1		2 6 3	3	3	3	3	3
	* HU2K 1	BUWPS 16 16	16 16		1		9	3	3	3	3	3
	HRS 3	LANT 24 PAC 16 NABS 19 NATRA 9 RDT+E 1 BUWPS 27 96	16 16	11 11	1 1 2		23 14 19 9 1 66	19	21	21	21	21
	HUP 3	LANT 21 PAC 23 BUWPS 1 45	1 1				21 22					
	HUP 2	LANT 7 PAC 9 NABS 14 NATRA 12 NART 26 BUWPS 54 122 298	28 28 26 37	26 26	3		7 9 14 12 26 68 186	14	12	12	12	12

* COMBAT FIRST LINE MODELS

~~CONFIDENTIAL~~

PROGRAM AIRCRAFT

DECLASSIFIED

TABLE 3

PROGRAM INVENTORY BY STATUS AND PLANNED OPERATING ASSIGNMENTS

BY COMMAND, CLASS AND MODEL

CLASS AND MODEL	COMMAND	TOTAL	BUWPS FR		OPERATING COMMANDS				PLANNED OPT'G. ASSIGNMENTS				
			NON OPERATIONAL SUPPORT	RESERVE STOCK	READY FOR ISSUE	OPERATIONAL POOL			ON BOARD OPERATING INV.	31 DEC 1961	31 MAR 1962	30 JUN 1962	30 SEP 1962
						UNDG. PAR & AIRLINE MAINTENANCE	OTHER						
AIRSHIPS													
Z													
ZS2G 1	RDT+E	1						1					
		1						1					
* ZPG 2	RDT+E	2						2					
	BUWPS	6		6									
		8		6				2					
* ZPG 3W	BUWPS	3		3									
		3		3									
* ZPG 2W	BUWPS	2		2									
		2		2									
		14		11				3					
DRONES JET													
VK D													
F8U 1D	NABS	2						2	2	2	2	2	
		2						2	2	2	2	2	
F9F 6D	PAC	1						1					
	BUWPS	2		2									
		3		2				1					
F9F 5KD	PAC	8					3	5					
	NABS	1						1	2	2	2	2	
	BUWPS	4	3	1									
		13	3	1				3	6	2	2	2	
FJ 3D	PAC	10				2		8					
	NABS	3						3	2	2	2	2	
	BUWPS	13	10	3									
		26	10	3		2		11	2	2	2	2	
FJ 3D2	LANT	9				3		6					
	PAC	13				2		11					
	NABS	4						4	4	4	4	4	
	RDT+E	4						4					
	BUWPS	1	1										
		31	1			3	2	25	4	4	4	4	
TV 2D	PAC	3						3					
	NABS	2						2	2	2	2	2	
	BUWPS	4	1	3									
		9	1	3				5	2	2	2	2	
TV 2KD	NABS	1						1	1	1	1	1	
	BUWPS	6		6									
		7		6				1	1	1	1	1	
		91	15	15		3	4	3	51	13	13	13	

* COMBAT FIRST LINE MODELS

~~CONFIDENTIAL~~

TABLE 3
PROGRAM AIRCRAFT
PROGRAM INVENTORY BY STATUS AND PLANNED OPERATING ASSIGNMENTS
BY COMMAND, CLASS AND MODEL

CLASS AND MODEL	COMMAND	TOTAL	BUWEPS FR		OPERATING COMMANDS				PLANNED OPT'G. ASSIGNMENTS			
			NON OPERATIONAL SUPPORT	RESERVE STOCK	READY FOR ISSUE	OPERATIONAL POOL		ON BOARD OPERATING INV.	31 DEC 1961	31 MAR 1962	30 JUN 1962	30 SEP 1962
						UNDG. PAR & AIRLINE MAINTENANCE	OTHER					
DRONES PROP												
VK D	* P2V 5FD	LANT	2					2				
		PAC	4				1	3				
		NABS	1					1	1	1	1	1
		RDT+E	1					1	1	1	1	1
			8				1	7	1	1	1	1
JD 1	LANT	11						11				
	PAC	15						15				
	BUWPS	19	9	10								
		45	9	10				26				
JD 1D	PAC	4						4				
	NABS	1						1	1	1		
	BUWPS	2		2								
		7		2				5	1	1		
T 288D	LANT	2						2				
	NABS	4						4	3	2	2	2
	RDT+E	2						2				
	BUWPS	2	1	1								
		10	1	1				8	3	2	2	2
		70	10	13			1	46	5	4	3	3

* COMBAT FIRST LINE MODELS

CONFIDENTIAL

TOTAL PROGRAM AND NON-PROGRAM AIRCRAFT

TABLE 4 LOCATION OF AIRCRAFT INVENTORY BY ORGANIZATIONAL UNIT

DECLASSIFIED

LOCATION	UNIT	NO. OF A/C	COM- MAND	LOCATION	UNIT	NO. OF A/C	COM- MAND	LOCATION	UNIT	NO. OF A/C	COM- MAND
COLORADO SPR	COMNAVCONAD	2	31	INDONESIA	ATT DJAKARTA	1	21		VA 165	11	21
COLUMBUS	BWR COLUMBUS	2	31	IRAN	ATT TEHRAN	1	11		VA 212	15	21
	BWR RDT&E	13	70						VA 216	19	21
	BWR FR	35	88	IWAKUNI	VP 28	12	21		NAS LEMOORE	1	21
CRPS CHRISTI	TRARON 28	57	43		VP 50	13	21	LITCHFLD PRK	NAF 11 NAV DST	2	31
	TRARON 29	10	43		MARS 17	16	29		STORAGE FACILITY	1937	88
	TRARON 30	32	43		H&MS 12	16	29	LONG BEACH	CVS 33 KERSRGE	1	21
	TRARON 31	19	43		VMA 311	22	29	LOS ALAMITOS	VS 721	10	21
	NAS NAATC	15	43		VMA 332	24	29		VS 771	6	21
	POOL BUWEPs FR	2	88		VMCJ 1	18	29		VS 772	8	21
	FLYING CLUB	2	88		VMR 253	20	29		NAS NART	69	50
CUBI PNT	VAW 13 DET B	2	21	JACKSONVILLE	NAMD IWAKUNI	4	21				
	VMF 312	21	29		VA 15	12	11	LOS ANGELES	CVA 16 LEXIGTN	1	21
	VU 5 DET A	3	21		VA 35	13	11	MARIETTA	BWR FR	1	88
	NAS CUBI PNT	9	21		VA 44	92	11	MAYPORT	CVA 38 SHANGRL	1	11
DAHLGREN	NWL	1	31		VA 176	12	11		CVA 42 FDR	1	11
DALLAS	NAS NART	53	50		VA 135	8	11		CVA 60 SARATOG	1	11
	BWR RDT&E	8	70		VA 165	1	11		NAVSTA	2	31
	BWR FR	70	88		VAP 62	13	11				
DENVER	NAVCUIT STA	1	31		VP 5	11	11	MEMPHIS	NAS	16	44
DHAHRAN AFB	HDQTRS CMEF	1	11		VP 7	13	11		PARTU	28	90
ECUADOR	MISSION QUITO	1	11		VP 16	13	11		POOL BUWEPs FR	1	88
EDWARDS AFB	NLO	2	70		VP 18	12	11	MERIDIAN	TRARON 7	97	41
	FED AVN AGENCY	48	88	JOHNSVILLE	VP 741	18	11		NAS NABTC	8	41
	LAKE CEN AIRLN	3	88		VP 30	25	11	MEXICO	ATT MEXICO CTY	1	11
	NO CEN AIRLNS	2	88		VU 10 DET	2	11	MIDWAY	NAVSTA 14 ND	4	21
	OZARK AIR INC	2	88		NAS JAX	21	11	MINNEAPOLIS	NAS NART	34	50
	TRANS TEX AIRW	2	88	KANEHOE	NAS 6 NAV DST	19	31	MIRAMAR	VF 24	19	21
	U S ARMY	12	88		NARTU	32	90		VF 21	18	21
	USAF	1	88		OGR BUWEPs FR	174	88		VF 111	14	21
EST HARTFORD	BWR FR	15	88		NAS 4 NAV DST	7	31		VF 113	13	21
EGYPT	ATT CAIRO	1	11		NADC	19	70		VF 114	10	21
EL CENTRO	US NAV PAR FAC	2	31		FLYING CLUB	3	88		VF 115	11	21
	NPF	9	70		H&MS 13	10	29		VF 121	52	21
EL SEGUNDO	BWR EL SEGUNDO	1	31		VMF 232	24	29		VF 124	39	21
	BWR RDT&E	7	70		VMA 212	18	29		VF 126	29	21
	BWR FR	7	88		VMA 214	17	29		VF 141	12	21
EL TORO	H&MS 15	10	29	KENT	VMA 214	17	29		VF 142	12	21
	MARB 37	12	39	KEY WEST	HMRL 161	14	29		VF 144	14	21
	H&MS 33	7	29		MCAS 14 ND	7	29		VA 145	11	21
	VMF 323	13	29		PMR FAC HAW AR	4	31		VA 146	13	21
	VMF 334	19	29		VP 26 DET 13	4	11		VA 145	11	21
	VMF 451	21	29		NAVSTA	10	11		VA 146	13	21
	VMF 513	2	29	KEY WEST					VF 151	14	21
	VMF 542	30	29		VF 101	37	11		VF 151	14	21
	VMA 121	20	29		VS 30	18	11		VF 151	14	21
	VMA 211	23	29		HS 1	13	11		VF 151	14	21
	VMA 223	21	29		VX 1	14	11		VF 154	15	21
	VMCJ 3	23	29		NAS 6 NAV DST	5	31		VF 161	12	21
	VMGR 352	12	29		POOL BUWEPs FR	1	88		VF 211	19	21
	HMRL 363	24	29	KINGSVILLE					VF 213	14	21
	H&MS AFMPAC	6	29		TRARON 7	1	41		VFP 63	26	21
	VMT 2	23	29		NAAS NAATC	7	43		VFP 63 DET C	2	21
	MCAS SOGES	12	39		TRARON 21	50	43		NAS MIRAMAR	14	21
ELLYSON FLD	HT 8	55	41	KIRTLAND AFB	TRARON 22	50	43		NAS 11 NAV DST	13	31
FALLON	NAAS 12 NAVDST	5	31		TRARON 23	39	43	MOFFETT FLD	VA 25	12	21
FUTEMA	H&MS 16	6	29						VA 122	34	21
	HMRL 261	24	29	KODIAK	NWFF	1	31		VA 152	16	21
GLENVIEW	NAS NART	55	50		NWFF	10	70		VA 215	14	21
	POOL BUWEPs FR	1	88	KODIAK	VP 17	15	21		NAS MOFFETT	7	21
GLYNCO	NAS	66	44		NAVSTA 17 ND	3	21		NAS 12 NAV DST	7	31
GREECE	ATT ATHENS	1	11						NASA	1	70
GROSSE ILE	NAS NART	33	50	KNWAJALEIN	PMR FAC	5	21	MONTEREY	NAF 12 NAVDST	43	31
GTMO BAY	VU 10	12	11	LAJES	NAF	1	11	MORTON	BWR RDT&E	1	70
	NAS GTMO BAY	8	11	LAKEHURST				NAHA	VP 4	13	21
HAITI	MISSION PTAUPR	1	11		VS 751	10	11		VU 5 DET B	12	21
INDIA	ATT NEW DELHI	1	11		HU 2	14	11		NAF	5	21
INDIANAPOLIS	AVIONICS FAC	1	31		HU 4	13	11				
					NAS 4 NAV DST	7	31				
					MATECHTRAU	1	44				
					NARTU	6	50				
					NATFSI	8	70				
					NAS	9	70				
					OGR BUWEPs FR	11	88				
					POOL BUWEPs FR	1	88				
					FLYING CLUB	1	88				
				LEMOORE	VA 23	15	21	NEW ORLEANS	VS 821	10	11
					VA 22	21	21		NAS NART	32	50
					VA 112	13	21		FLYING CLUB	1	88
					VA 125	68	21	NEWPORT	CVS 39 CHMLPAN	1	11
					DET A	21	21				
					VA 121	11	21				
					VA 155	16	21				
					VA 163	13	21				
					VA 164	12	21				

CONFIDENTIAL

CONFIDENTIAL

TOTAL PROGRAM AND NON-PROGRAM AIRCRAFT

DECLASSIFIED

TABLE 4 LOCATION OF AIRCRAFT INVENTORY BY ORGANIZATIONAL UNIT

LOCATION	UNIT	NO. OF A/C	COM-MAND	LOCATION	UNIT	NO. OF A/C	COM-MAND	LOCATION	UNIT	NO. OF A/C	COM-MAND			
NEW RIV JAX	H6MS 26	2	19	PORT LYAUTEY	VR 24	11	11	SIGONELLA	VP 44	11	11			
	HMRL 162	22	19		NAS	6	11		NAF	4	11			
	HMRL 264	20	19	QUANTICO	HMX 1	25	39	SO WEYMOUTH	VS 733	10	11			
	HMRL 262	14	19		MCAS AES 12	16	39		VS 915	10	11			
	HMRL 262 SUB 2	8	19		MCAS AES 12	1	70		NAS NART	33	50			
	VMO 1	20	19						NADU	2	70			
MCAF	6	39	QUONSET PNT	VAV 12	35	11	FLYING CLUB	1	88					
NEW YORK	VS 837	9	11	VAV 33	32	11	SO AFRICA	ATT PRETORIA	1	11				
	VP 832	3	11	VS 34	13	11		ST LOUIS	BWR ST LOUIS	1	31			
	CVA 64 CONSTEL	1	11	VS 39	13	11			BWR RDT&E	10	70			
	NAS NART	53	50	VS 22	12	11			BWR FR	17	88			
NORFOLK	HS 3	10	11	VS 32	13	11	STRATFORD		BWR RDT&E	7	70			
	VS 26	10	11	HS 5	15	11		BWR FR	27	88				
	VS 36	10	11	VS 28	12	11		SUKIRON	VMO 2	20	29			
	VS 7	16	11	VS 31	10	11			TETERBORO	BWR TETERBORO	1	31		
	VS 861	10	11	HS 11	13	11	TAIWAN			COMUSTDC	1	21		
	VP 24	14	11	VS 20	2	11				DET A 7TH FLT	1	21		
	VP 56	14	11	VS 42	2	11		MAAG REP CHINA		1	21			
	HU 2 DET 1	5	11	HS 13	6	11		THAILAND	NAVSEC JUSMAG	2	21			
	VRC 40	11	11	VX 6	19	11	TRINIDAD		NAVSTA	1	11			
	NAS NORFOLK	10	11	VU 2 DET A	3	11			TULSA	O&R BUWEPs FR	20	88		
	CVA 11 INTREPD	1	11	CVS 9 ESSEX	2	11				TURKEY	MISSION ANKARA	1	11	
	CVS15 RANDOLPH	2	11	NAS 1 NAV DST	31	31		VENZUELA			MISSION CARACA	1	11	
	LPH 4 BOXER	1	11	NATU	4	70	VIETNAM				MAAG SAIGON	1	21	
	CVA 59 FORSTAL	2	11	O&R BUWEPs FR	166	88			WALTHAM		BWR	7	70	
	CVA 62 INDPEND	3	11	REAM FIELD	HS 6	15				21	W PALM BEACH	BWR FR	6	88
	CVA 65 ENTERPR	1	11		HS 8	20		21		WHDBY ISLAND		VAH 8	9	21
	HS FMFLNT	7	19		HS 2	18	21	VAH 4				11	21	
	NAS 5 NAV DST	43	31		HS 10	10	21	VAH 123	20			21		
	NARTU	11	50	HU 1	26	21	VAH 13	14	21					
	O&R BUWEPs FR	258	88	NAAS 11 NAVDST	1	31	VAH 2	9	21					
NORWAY	ATT OSLO	1	11	ROOSEVLT RDS	VW 4	8	11	VAH 10	8	21				
	OCEANA	VA 43	62		11	VMA 224	19	19	VP 1	14	21			
DET A		24	11		VU 8	33	11	VP 2	13	21				
VA 42		19	11		NAVSTA	7	11	VP 47	10	21				
VA 64		8	11	ROTA	VQ 2	15	11	NAS WHDBY IS	2	21				
VF 74		13	11		VP 26	7	11	NAS 13 NAV DST	10	31				
VA 81		10	11		NAVSTA	18	11	WHITING FLD	NAAS NABTC	4	41			
VF 103		14	11		FLYING CLUB	1	88		TRARON 2	162	41			
VA 83		13	11	SAN DIEGO	VAV 11	36	21		TRARON 3	148	41			
VA 85		12	11		VAV 11 DET F	3	21		TRARON 6	23	41			
VU 2		14	11		VAV 11 DET Q	4	21	FLYING CLUB	1	88				
VU 4	18	11	VFAW 3		32	21	WILLOW GROVE	VS 935	4	11				
NAS 5 NAV DST	11	31	VS 21	13	21	VP 933		7	11					
POOL BUWEPs FR	1	88	VS 29	16	21	NAS NART		47	50					
OKINAWA	MCAF FUTEMA	2	29	VS 33	12	21		WRGT PAT AFB	BWFLTRREP CEN	2	31			
	OLATHE	NATECHTRAU	16	44	VS 38	11	21		YOKOSUKA	COMNAVFORJAPAN	1	21		
		NAS NART	25	50	VS 35	9	21			YUMA	MCAAS	6	39	
		PANAMA	COM FIFTEEN	1	11	VS 37	9				21	ARTIC RES LAB	1	88
PANAMA CITY			MINEDEFDEVU	2	70	VS 41	16	21			BLATZ AIRLINES	1	88	
	PT HUENEME		LPH 5 PRINCETN	1	21	VP 46	10	21	CEN AIRLINE INC		3	88		
			PTXNT RIVER	VP 8	15	11	VP 42	11	21	DEPT OF AGRI	2	88		
		VP 661		10	11	VP 48	10	21	DEPT OF INT	1	88			
AEWTRAUNIT		8		11	VP 31	18	21	DEPT OF JUSTCE	2	88				
VR 1	14	11		VU 3	13	21	WILLOW GROVE	VS 935	4	11				
NAS PTXNT RIV	14	31	VU 7	34	21	VP 933		7	11					
NATC RDT&E	100	70	NAS NORTH ISL	14	21	NAS NART		47	50					
POOL BUWEPs FR	1	88	CVS 20 BENNING	1	21	WRGT PAT AFB		BWFLTRREP CEN	2	31				
PEARL HARBOR	NAS 14 NAVDST	1	21	CVA 19 HANCOCK	2		21	YOKOSUKA	COMNAVFORJAPAN	1	21			
	PENSACOLA	CVS 36 ANETAM	1	11	NAS 11 NAV DST		29		31	YUMA	MCAAS	6	39	
		NAS NABTC	86	41	O&R BUWEPs FR		192		88		WILLOW GROVE	ARTIC RES LAB	1	88
		TRARON 4	65	41	POOL BUWEPs FR	1	88		BLATZ AIRLINES			1	88	
NATECHTRAU		10	44	SANFORD	VAH 11	11	11	CEN AIRLINE INC	3			88		
O&R BUWEPs FR	313	88	VAH 9		14	11	DEPT OF AGRI	2	88					
FLYING CLUB	1	88	VAH 3		91	11	DEPT OF INT	1	88					
PERU	MISSION LIMA	1	11		VAH 5	14	11	DEPT OF JUSTCE	2	88				
	PHILADELPHIA	NATECHTRAU	1	44	NAS 6 NAV DST	7	31	WILLOW GROVE	VS 935	4	11			
		NAMC	3	70	SANGLEY PNT	VP 40	11		21	VP 933	7	11		
		PNT ARGUELLO	NMF	4		31	NAVSTA		5	21	NAS NART	47	50	
POINT MUGU			VX 4	13		21	SAN JUAN		FLYING CLUB	1	88	WRGT PAT AFB	BWFLTRREP CEN	2
	PAC MISSLE RNG		70	31		SANTA ANA		H6MS 36	4	29	YOKOSUKA		COMNAVFORJAPAN	1
	NAS 11 NAV DST		11	31	HMRL 163			24	29	YUMA			MCAAS	6
	USNMC RDT&E	20	70	HMRL 361	25			29	ARTIC RES LAB				1	88
SAUFLEY FLD	NAAS NABTC	11	41	HMRM 462	14		29	BLATZ AIRLINES	1			88		
	TRARON 1	115	41	SENECTADY	INSMAT	2	70	CEN AIRLINE INC	3		88			
	TRARON 5	43	41		COMNAVFORKOREA	2	21	DEPT OF AGRI	2	88				
	SEATTLE	VS 891	10		21	SEOL	VS 891	10	21	DEPT OF INT	1	88		
NAS NART		27	50		SEATTLE		NAS NART	27	50	DEPT OF JUSTCE	2	88		

11714

CONFIDENTIAL

DECLASSIFIED

~~CONFIDENTIAL~~

SECTION II AIRCRAFT INVENTORY, END OF MONTH

PROGRAM AND NON-PROGRAM AIRCRAFT

TABLE	PAGE
5...MAJOR PROGRAM CLASSIFICATION BY COMBAT AND NON-COMBAT TYPE AIRCRAFT	69
6...STATUS DISTRIBUTION BY CLASS AND COMMAND	70
7...STATUS DISTRIBUTION, 1951 TO DATE	71
8...NON-PROGRAM AIRCRAFT, STATUS DISTRIBUTION BY MODEL	72
9...PROGRAM AIRCRAFT, TYPE OF ORGANIZATIONAL UNIT BY CLASS	74
10...PROGRAM AIRCRAFT, ATLANTIC FLEET, TYPE OF ORGANIZATIONAL UNIT BY CLASS	76
11...PROGRAM AIRCRAFT, PACIFIC FLEET, TYPE OF ORGANIZATIONAL UNIT BY CLASS	77

SPECIAL TABLES

12...MAN-CARRYING DRONES BY COMMAND AND STATUS DISTRIBUTION BY MODEL	78
13...AIRCRAFT ON LOAN TO NAVY	78

CHARTS

1...AIRCRAFT INVENTORY AND PLANNED ASSIGNMENT DATA	67
2...MONTH-END INVENTORY OF PROGRAM AIRCRAFT BY STATUS, JUNE 1957 TO DATE	69
3...TOTAL NAVY PROGRAM AIRCRAFT BY ORGANIZATIONAL UNITS	75

~~CONFIDENTIAL~~

STATUS OF NAVY AIRCRAFT INVENTORY

SCOPE OF SECTION II

Navy aircraft "inventory" is comprised of all aircraft which have been accepted, but not stricken, by the Navy. An aircraft is accepted when legal custody is assumed by the Navy, and is stricken when officially separated from Navy custody by the signature of the Deputy Chief of Naval Operations (Air) to the monthly notice "Separations From and Reinstatements To the Navy list of aircraft".

Navy aircraft are presented under three basic classifications: STATUS, KIND OR CLASS and CONFIGURATION, and CUSTODY. "Status" refers to the classification of the functional employment or condition of aircraft; that is, generally, either undergoing, awaiting, or enroute to either operating, standard rework, special rework, storage, final disposition, or evaluation to determine next action. "Kind or Class and Configuration" refers to physical characteristics; as to general mission purpose of Navy aircraft design, e.g., fighter, attack, patrol, transport, etc. "Sub-Class" refers to the next lower level of classification into more specific mission purpose of design, e.g., all-weather, photographic, etc. "Custody" refers to organizational location; that is, administrative control of assignment, pipeline, and employment of aircraft; and, responsibility to account for and otherwise provide information about aircraft.

Included in Section II are selected inventory statistics for all Navy aircraft except guided missiles. (Aircraft on loan to Navy are included in table 13, but are excluded from all others in Section II.) Succeeding tables and listings represent successive breakdowns, in varying degree of detail, of current TOTAL INVENTORY.

GLOSSARY OF TERMS (AIRCRAFT)

TOTAL INVENTORY - Comprises all man-carrying Naval aircraft (including man-carrying drones) in the custody of all Navy and Marine organizations and units which have been accepted but not yet stricken. Total inventory may be divided into Program and Non-Program categories.

PROGRAM AIRCRAFT - Comprise all production aircraft in the physical custody of Navy and Marine units for which current or future operation within an authorized allowance is intended or can reasonably be expected. Stated differently, the program category includes operating, pipeline and reserve stock aircraft.

NON-PROGRAM AIRCRAFT - Comprise all aircraft of project development and service test (BIS) configuration, target drones (man-carrying), aircraft retired but not yet stricken (including contingency reserve), and aircraft on loan or on bailment contracts.

OPERATIONAL AIRCRAFT - This grouping includes all program aircraft in the controlling custody of the operating commands (COMNAVAIRLANT, COMNAVAIRPAC, CNATRA, CNARESTRA, NABS, and BUWEPS RDT&E) i.e., operating and operational pool aircraft.

OPERATING AIRCRAFT - are those aircraft in the custody of designated units for flight in performance of a Navy mission therefor, in accordance with, and in direct assignment against OPNAV planned operating assignments. Operating aircraft may be further classified by primary mission of unit having custody - "Combat", "Direct Combat Support", "Indirect Combat Support", "Air Training" and "Reserve (USNR-USMCR) Training".

PIPELINE - Comprise aircraft in the Non-Operational Support and Operational Pool categories (see below).

OPERATIONAL POOL AIRCRAFT - are non-operating aircraft in custody of the operating command, i.e., pipeline aircraft in support of the operating program. Pool aircraft are often further classified as between "Ready For Issue" (those new or newly reworked aircraft awaiting issue to an operating unit) and "Not Ready For Issue" (aircraft in process of rework or return to BUWEPS).

NON-OPERATIONAL SUPPORT - aircraft are those in custody of BUWEPS (Fleet Readiness) for purposes of rework.

RESERVE STOCK - are program aircraft in the controlling custody of BUWEPS (FR) which are not currently and actively engaged in any of the various logistic processes (i.e., in, awaiting or enroute to operating or to rework) required in normal transition through standard service life.

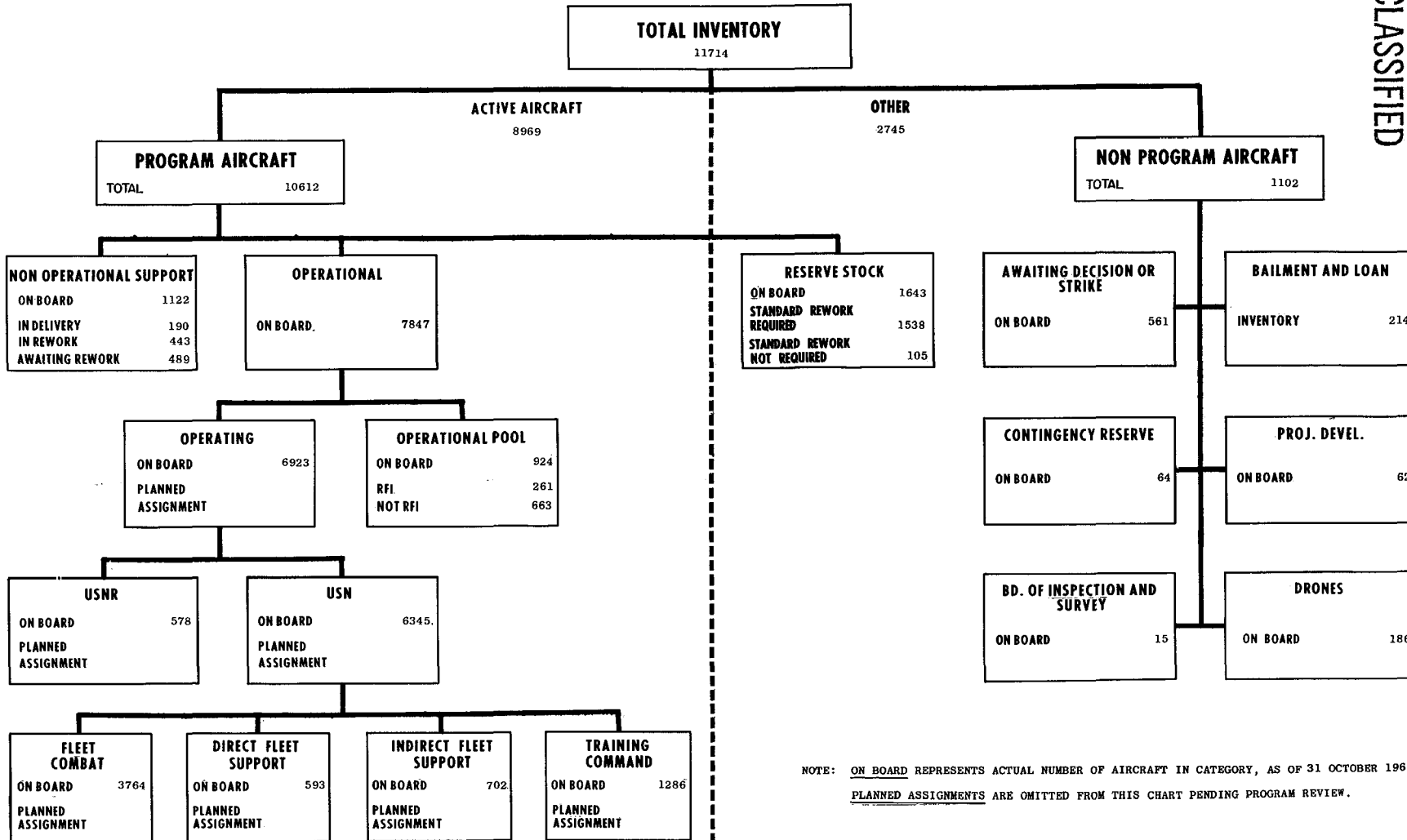
CONTINGENCY RESERVE - aircraft are those which have been retired from the program inventory as a consequence of completion of standard service life but which have been retained in the inventory to alleviate mobilization deficiencies. Only those aircraft are retained in contingency reserve for which spare part support is available for at least one more Standard Rework and one more service tour/period.

ACTIVE AIRCRAFT - Operating aircraft and aircraft currently engaged in logistic support of operating aircraft.

INACTIVE AIRCRAFT - Non-program and Reserve Stock aircraft.

AIRCRAFT INVENTORY AND PLANNED ASSIGNMENT DATA

DECLASSIFIED



NOTE: ON BOARD REPRESENTS ACTUAL NUMBER OF AIRCRAFT IN CATEGORY, AS OF 31 OCTOBER 1961.
PLANNED ASSIGNMENTS ARE OMITTED FROM THIS CHART PENDING PROGRAM REVIEW.

TOTAL AIRCRAFT INVENTORY

CONFIDENTIAL

TABLE 5

MAJOR PROGRAM CLASSIFICATIONS BY COMBAT AND NON-COMBAT AIRCRAFT

PROGRAM AND NON-PROGRAM

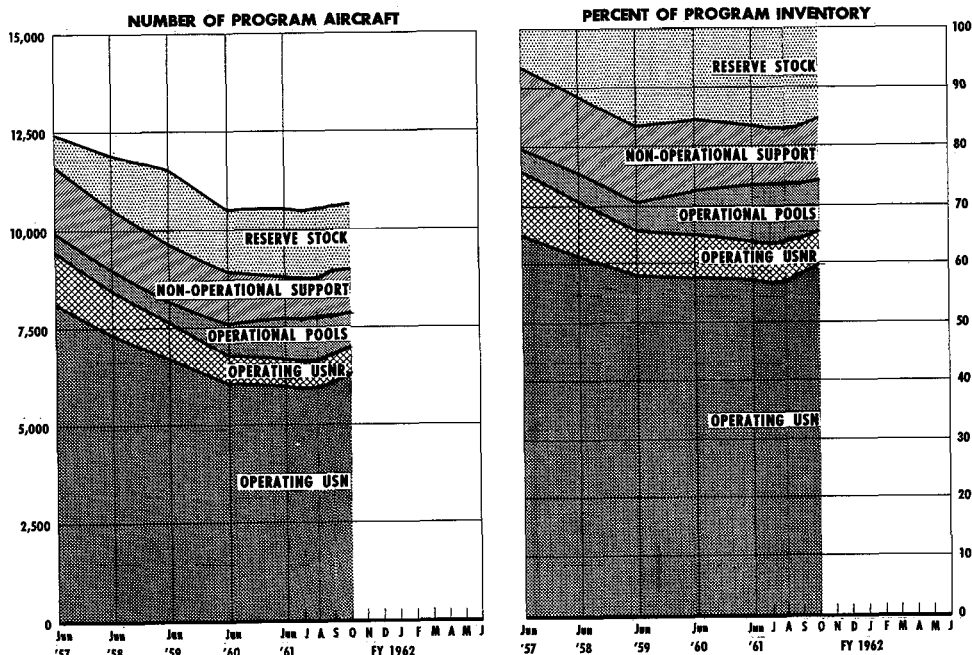
DECLASSIFIED

PROGRAM CLASSIFICATION	31 OCTOBER 1961					30 SEPTEMBER 1961				
	GRAND TOTAL	HEAVIER-THAN-AIR			LIGHTER THAN AIR	GRAND TOTAL	HEAVIER-THAN-AIR			LIGHTER THAN AIR
		TOTAL	COMBAT TYPE	NON-COMBAT TYPE			TOTAL	COMBAT TYPE	NON-COMBAT TYPE	
TOTAL INVENTORY	11,714	11,700	7,782	3,918	14	11,676	11,662	7,737	3,925	14
PROGRAM AIRCRAFT	10,612	10,598	6,910	3,688	14	10,592	10,578	6,869	3,709	14
Operational	7,847	7,844	5,343	2,501	3	7,772	7,769	5,287	2,482	3
Operating	6,923	6,920	4,553	2,367	3	6,796	6,793	4,463	2,330	3
U. S. Navy	6,345	6,342	4,171	2,171	3	6,095	6,092	3,948	2,144	3
U. S. Navy Reserve	578	578	382	196	-	701	701	515	186	-
Operational Pools	924	924	790	134	-	976	976	824	152	-
RFI	261	261	234	27	-	306	306	267	39	-
Not RFI	663	663	556	107	-	670	670	557	113	-
Non-Operational Support	1,122	1,122	732	390	-	1,092	1,092	692	400	-
Delivery	190	190	145	45	-	201	201	160	41	-
Rework	443	443	241	202	-	403	403	198	205	-
Awaiting Rework	489	489	346	143	-	488	488	334	154	-
Reserve Stock	1,643	1,632	835	797	11	1,728	1,717	890	827	11
Overhaul Required	1,538	1,533	806	727	5	1,606	1,601	858	743	5
Overhaul Not Required	105	99	29	70	6	122	116	32	84	6
NON-PROGRAM AIRCRAFT	1,102	1,102	872	230	-	1,084	1,084	868	216	-
Awaiting Decision or Strike	561	561	449	112	-	542	542	442	100	-
Contingency Reserve	64	64	63	1	-	65	65	64	1	-
Project Development	62	62	55	7	-	62	62	55	7	-
Bailment and Loan	214	214	104	110	-	205	205	97	108	-
Board of Inspection and Survey	15	15	15	-	-	15	15	15	-	-
Drones	186	186	186	-	-	195	195	195	-	-

CHART 2

TOTAL PROGRAM AIRCRAFT BY STATUS

30 JUNE 1957 TO DATE



~~CONFIDENTIAL~~

TABLE 7

STATUS DISTRIBUTION BY CLASS & COMMAND
PROGRAM & NON-PROGRAM

DECLASSIFIED

CLASS AND COMMAND	GRAND TOTAL	PROGRAM								NON - PROGRAM						
		TOTAL	OPERATIONAL		NON-OPERATIONAL SUPPORT				RESERVE STOCK	TOTAL	AWTG. DE-CISION OR STRIKE	CONTIN-GENCY RESERVE	PRO-JECT DE-VELOP-MENT b/	BAIL-MENT & LOAN	BOARD OF INSPEC-TION & SURVEY	DRONES
			OPER-ATING	PIPELINE		IN DELIVERY	IN REWORK	AWTG. REWORK								
				OPT'L. POOL a/	NOT RPT'd											
RPI	NOT RPT'd	IN DELIVERY	IN REWORK	AWTG. REWORK												
30 JUNE																
1951	13,818	13,174	7,369	797	-	610	1,053	877	2,468	644	269	-	43	46	-	286
1952	14,149	13,475	8,814	836	-	677	1,031	818	1,299	674	269	-	35	67	-	303
1953	15,280	14,012	9,946	1,167	-	685	835	675	704	1,268	574	-	33	104	-	557
1954	16,055	14,151	9,733	1,025	-	588	847	880	1,078	1,904	1,197	-	24	118	46	519
1955	17,085	14,140	9,761	667	-	612	924	857	1,319	2,945	629	1,508	18	163	46	581
1956																
31 March	17,769	13,554	9,692	488	-	539	1,063	718	1,054	4,215	2,652	590	8	200	63	702
30 June	16,400	13,003	9,687	403	-	482	981	764	686	3,397	1,722	734	9	236	57	639
30 September	15,361	12,752	9,596	365	-	369	943	745	734	2,609	803	829	8	266	56	647
31 December	14,871	12,573	9,553	382	-	391	892	618	737	2,298	494	853	8	265	60	618
1957																
31 March	14,270	12,566	9,557	417	-	380	767	604	841	1,704	272	760	7	275	53	337
30 June	14,289	12,434	9,421	492	-	362	718	624	817	1,855	333	870	5	270	46	331
30 September	13,106	12,065	9,338	180	-	348	776	444	684	1,041	218	145	5	272	43	358
31 December	13,127	12,140	9,275	100	-	373	756	422	860	987	199	150	3	252	42	341
1958																
31 March	13,168	12,214	9,039	112	390	391	758	464	1,060	954	242	150	-	223	36	303
30 June	12,832	11,924	8,424	198	373	259	764	515	1,391	908	280	56	58	226	29	259
30 September	12,346	11,489	8,415	124	412	242	678	395	1,363	717	148	4	49	230	27	259
31 December	12,346	11,659	8,147	116	455	290	661	479	1,511	687	134	4	44	237	20	248
1959																
31 March	12,295	11,607	7,657	170	452	221	690	563	1,854	688	143	9	35	235	19	247
30 June	12,373	11,597	7,562	145	462	274	617	589	1,948	776	188	14	32	212	24	306
30 September	11,991	11,296	7,277	323	498	207	624	590	1,777	695	130	27	35	197	15	291
31 December	12,054	11,257	7,064	322	456	272	552	647	1,944	797	195	44	37	182	22	317
1960																
31 March	11,945	11,174	6,726	363	519	304	542	611	2,109	771	213	23	36	181	13	305
30 June	11,553	10,472	6,759	299	514	286	515	490	1,609	1,081	481	89	35	183	12	281
30 September	11,594	10,411	6,665	364	590	294	543	405	1,550	1,183	559	98	35	200	17	274
31 December	11,641	10,515	6,748	349	614	235	423	454	1,692	1,126	575	33	33	210	23	252
1961																
31 January	11,644	10,528	6,738	340	664	199	430	459	1,698	1,116	550	60	32	205	21	248
28 February	11,650	10,495	6,723	260	743	188	410	459	1,712	1,155	577	78	30	204	25	241
31 March	11,629	10,447	6,641	296	746	182	393	458	1,731	1,182	591	76	53	206	24	232
30 April	11,627	10,441	6,626	282	775	152	422	441	1,743	1,186	599	75	57	208	21	226
31 May	11,626	10,474	6,657	292	749	174	431	445	1,726	1,152	555	94	56	212	20	215
30 June	11,649	10,502	6,682	324	715	226	415	431	1,709	1,147	566	91	57	209	17	207
31 July	11,658	10,507	6,641	378	716	195	375	427	1,775	1,151	564	91	65	209	19	203
31 August	11,668	10,519	6,691	324	719	180	372	442	1,791	1,149	563	104	62	203	17	200
30 September	11,676	10,592	6,796	306	670	201	403	488	1,728	1,084	542	65	62	205	15	195
31 October	11,714	10,612	6,923	261	663	190	443	489	1,643	1,102	561	64	62	214	15	186

a/ "RPI" and "Not RPI" not available prior to 30 September 1957.

b/ Included only experimental aircraft through 28 February 1958.

~~CONFIDENTIAL~~

~~CONFIDENTIAL~~

DISTRIBUTION OF NON-PROGRAM AIRCRAFT BY MODEL

DECLASSIFIED

TABLE 8

CLASS & MODEL	GRAND TOTAL	AWTG. DECISION OR STRIKE	MAP	CONT. RE-SERVE	BAIL-MENT	LOAN	PROJ. DEV.	BRD. OF INSP. & SURVEY	DRONES	CLASS & MODEL	GRAND TOTAL	AWTG. DECISION OR STRIKE	MAP	CONT. RE-SERVE	BAIL-MENT	LOAN	PROJ. DEV.	BRD. OF INSP. & SURVEY	DRONES
Rotary Wing	41	2	2	1	27	1	3	5		Drones	27	24			3				
HS	20	1	2		2		3	5		VK(D)JET	22	22			2				
HSS-2	6				6					FSU-1D	1				1				
YHSS-2	5							5		F9F-6D	18	18							
HSS-1	3	1			2					TV-2D	4	3			1				
Y/HSS-1	2						2			TV-2KD	2	1			1				
HSS-1N	3		2		1					VK(D)PROP ...	2	2							
Y/HSS-1N ...	1						1			JD-1	2	2							
HL	3				3					Drones	190	1			3				186
HOK-1	1				1					VK(S)	5				2				2
HTK-1	2				2					DSN-3	5				3				2
HM	2	1			1					VK(K)	185	1							184
HUS-1	1				1					F9F-6K2 ...	25								25
HC4S-3	1	1								F9F-6K2X ..	29								29
HH	1						1			F9F-6K ...	62								62
HR2S-1	1						1			F9F-6KX ...	58								58
HG	15			1	14					P6F-5K	2	1							1
HU2K-1	13				13					P4Y-2K	9								9
HRS-3	1			1															
HUP-2	1				1														

~~CONFIDENTIAL~~

**PROGRAM AIRCRAFT INVENTORY
BY TYPE OF ORGANIZATIONAL UNIT**

DECLASSIFIED

TABLE 9

UNIT TYPE	TOTAL	CLASS OF AIRCRAFT														
		VF JET	VA JET	VA PROP	VS	VP	VW	VK	VR	VG	VU	VT JET	VT PROP	H	Z	
TOTAL	10612	2191	1342	700	652	734	365	162	524	15	154	1046	1589	1125	14	
OPERATING	6923	1279	1044	386	513	487	182	97	412	13	106	624	1009	768	3	
PIPELINE SUPP	2046	486	295	177	114	120	68	36	73	2	28	141	190	316		
RESERVE STOCK	1643	426	3	137	25	127	115	28	39		20	281	390	41	11	
OPERATING UNITS																
Fleet Combat	3764	899	940	277	331	406	159		137	13	29	35	3	535		
USN	2764	600	668	275	331	406	159		68					287		
VF FB	522															
VA L	509		509													
VA LP	245			245												
VA H	128		128													
VFP PHOTO	46	46														
VAM AEW	133			30			103									
SDIEGO CONAD	27	27														
VAQ ECM	15		15													
VAP PHOTO	21	5	16													
VS	331				331										157	
HS	157															
VP LAND	315					315										
VP SEA	92					91										
VR C	16								16							
VW HEAVY	45						43									
HC	100														100	
VR TAC SUPP	51								51							
FLT WEATHER SQDNS	13						13									
USMC	1000	299	272	2					69	13	22	35	3	278		
MAW HEDRONS	67			2					25			35	3	2		
VMF	270	270														
VMA	250		250													
VM GR	11									11						
VMCJ	51	29	22													
VMR	46								44		2				247	
HMR LMH	247														29	
VMO	58										29					
Direct Fleet Support	593	68	9	10	5	11	6	71	85		36	176	80	36		
USN	522	68	9	10	5	11	6	71	80		36	131	71	24		
OPTEVFOR	52	10	7		5	7			8		3	2	3	7		
VURONS	151	58		8				71	1			2	5	6		
FLEET TRAINING	154					4	6		7			117	20			
FLEET BASES	144			2	2				9			10	43	19		
CV & AV UTIL	31		2						27					2		
USMC	61								5			45	9	2		
FMF & FAGS	13								4			4	5			
VMT	40											40				
FLEET BASES	8								1			1	4	2		
Indirect Fleet Support	702	24	26	10	13	11	12	26	113		35	100	256	73	3	
NABS & NAS	450	1		2	6	2	7	19	70		29	79	202	35		
HMX	25								1			1	10	25		
BWGR & BWR	12								9			14	4	6	3	
RDT&E	122	23	26	8	7	9	5	7	16		2	2	2	1		
ATT & MISS	21								17		3	6	38	8		
USMCAS	72															
NATRA	1286	175		25	96	18	5		14		4	275	606	68		
BASIC	779	6		1	4				6		4	161	540	57		
ADVANCED	410	137		24	92	18			6			92	32	9		
TECHNICAL	97	32					5		2			22	34	2		
NART	578	113	69	64	68	41			63		2	38	64	56		
NON-OPERATING UNITS																
Pipeline Support	2046	486	295	177	114	120	68	36	73	2	28	141	190	316		
OPTL POOLS	224	288	245	24	71	67	28	11	22	1	2	82	25	43		
RFI	261	73	72	13	13	29	13	3	7		4	7	6	21		
NOT RFI	663	215	173	11	58	38	25	8	15	1	3	75	19	22		
NON OPTL SUPP	1122	198	20	153	43	22	20	25	21	1	21	59	165	273		
DELIVERY	190	28	9	12	7	20	2	3	8	1		7	25	68		
REWORK	443	61	17	61	27	28	9	8	39		9	35	82	77		
AWTG REWORK	489	119	24	80	9	5	19	14	4		12	17	58	128		
Reserve Stock	1643	326	3	137	25	127	115	28	39		20	281	390	41	11	
O/H REQUIRED	1538	421	3	118	25	123	114	28	39		19	278	324	41	5	
O/H NOT REQUIRED	105	5		19		4	1				1	3	66	6		

Chart 3

DECLASSIFIED

CONFIDENTIAL

TYPE OF ORGANIZATIONAL UNIT

OPERATING INVENTORY
 PLANNED ASSIGNMENT (OPERATING INVENTORY VS PLANNED ASSIGNMENT)
 NON-OPERATING INVENTORY

Planned Assignments of Chart 3 are omitted from this issue, except for NABS, pending program review.

OPERATING UNITS

FLEET COMBAT UNITS

CARRIER AIR GROUPS

CARRIER SPECIAL SQUADRONS

ANTI-SUBMARINES SQUADRONS

PATROL SQUADRONS

MINING, AEW, BARRIER & HU SQUADRONS

VR TAC SUPP SQNS

MARINE COMBAT SQUADRONS

DIRECT FLEET SUPPORT

DEVELOPMENT & UTILITY SQUADRONS

AV & CV UTILITY, FLT TRAINING, & BASES OVERSEAS

MARINE FLEET SUPPORT SQUADRONS

INDIRECT FLEET SUPPORT

NAVY & MARINE BASES & AIR STATIONS

RESEARCH, DEVELOPMENT, TEST & EVALUATION

ATTACHES & MISSIONS; BWR

NAVAL AIR TRAINING COM.

NAVAL AIR RESERVE

NON-OPERATING UNITS

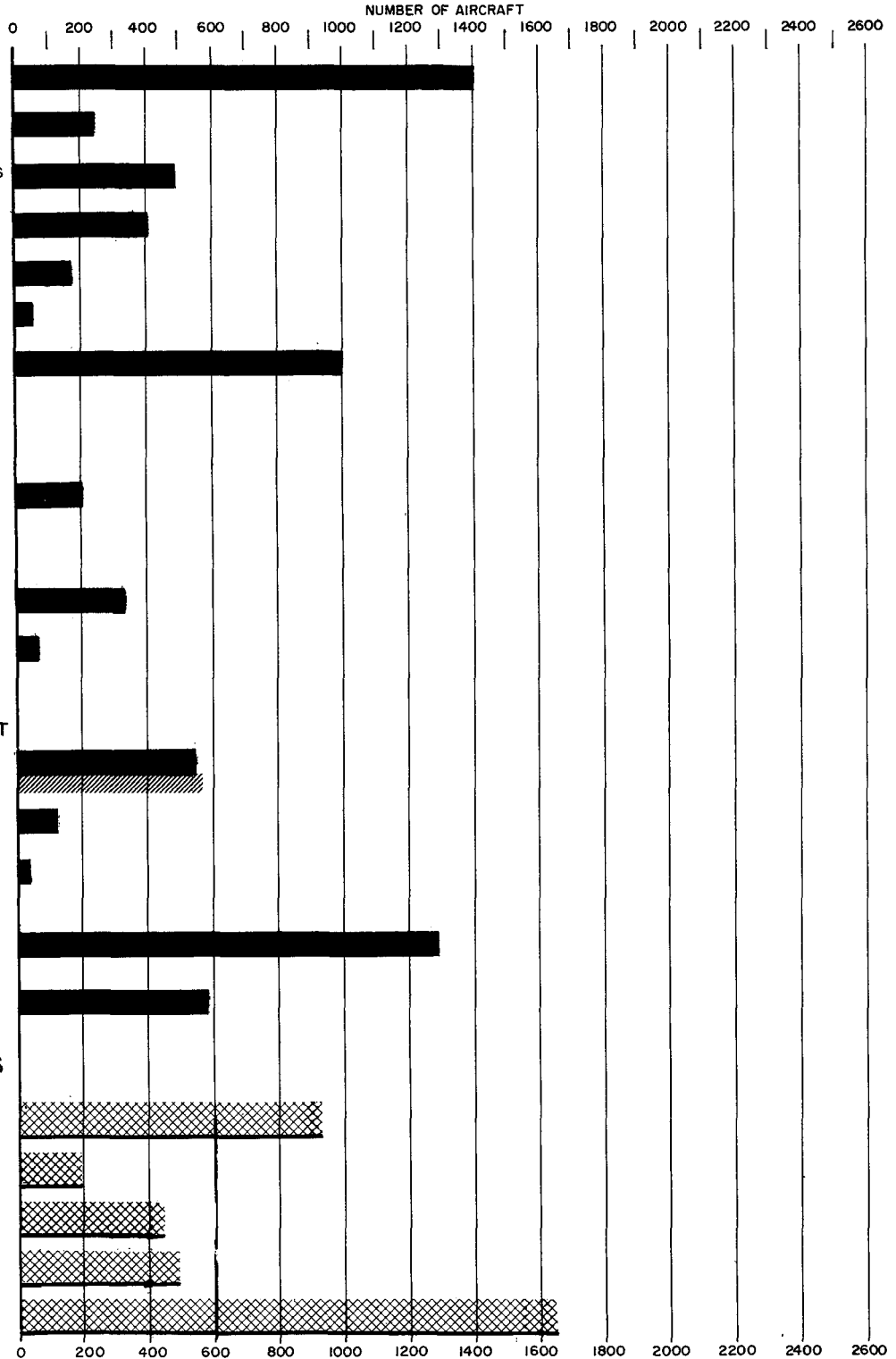
OPERATIONAL POOLS

DELIVERY

REWORK

AWAITING REWORK

RESERVE STOCK



CONFIDENTIAL

~~CONFIDENTIAL~~

PROGRAM AIRCRAFT INVENTORY
BY TYPE OF ORGANIZATIONAL UNIT
NAVAL AIR FORCE, ATLANTIC FLEET

DECLASSIFIED

TABLE 10

UNIT TYPE	TOTAL	CLASS OF AIRCRAFT														
		VF JET	VA JET	VA PROP	VS	VP	VW	VK	VR	VG	VU	VT JET	VT PROP	H	Z	
TOTAL	2359	522	517	135	206	256	100	24	146	2	32	105	34	280		
OPERATING	2046	419	437	128	184	225	74	21	136	2	28	92	33	267		
OPERATING POOLS	313	103	80	7	22	31	26	3	10		4	13	1	13		
Fleet Combat	1765	392	435	126	179	218	72		72	2	9	14		246		
USN	1354	267	316	124	129	218	72		38					140		
VF FB	246	246														
VA L	242		242													
VA LP	113			113												
VA H	58		58													
VFP PHOTO	21	21														
VAW AEW	58			11			47									
VAQ ECM	8			8												
VAP PHOTO	8			8												
VS	179				179											
HS	84													84		
VP LAND	196						196									
VP SEA	22					22										
VR C	16															
VW HEAVY	18						18		16							
HC	56													56		
VR TAC SUPP	22								22							
FLEET WEATHER SQDN	7						7									
USMC	411	125	119	2					34	2	9	14		106		
MAW HEDRONS	25			2					9			14				
VMF	116	116														
VMA	113		113													
VMCJ	15	9	6													
VMR	27								25	2						
HMR LMH	98													98		
VHO	17										9			8		
Direct Fleet Support	265	27	2	2	5	7	2	21	52		17	78	32	20		
USN	239	27	2	2	5	7	2	21	51		17	57	28	20		
OPTEVFOR	31					7			8		3		1	7		
VURONS	50	27						21						2		
FLEET TRAINING	72								4		57		9	10		
FLEET BASES	69			2	2				25		14		18	1		
CV & AV UTIL	17		2						14					1		
USMC	26								1			21	4			
FMF & FANG	7								1			2	4			
VMT	19										19					
Indirect Fleet Support	16								12		2		1	1		
ATT & MISS	16								12		2		1	1		
OPFL Pools	313	103	80	7	22	31	26	3	10		4	13	1	13		
RPT	128	39	23	4	9	21	12	3	6		4	1	1	9		
NOT RPT	185	64	57	3	13	10	14		4			12		8		

~~CONFIDENTIAL~~

**PROGRAM AIRCRAFT INVENTORY
BY TYPE OF ORGANIZATIONAL UNIT
NAVAL AIR FORCE, PACIFIC FLEET**

CONFIDENTIAL
DECLASSIFIED

TABLE II

UNIT TYPE	TOTAL	CLASS OF AIRCRAFT													
		VF JET	VA JET	VA PROP	VS	VP	VW	VK	VR	VG	VU	VT JET	VT PROP	H	Z
TOTAL	2756	681	660	174	165	221	100	58	113	12	42	138	58	334	
OPERATING	2333	548	512	159	152	193	91	50	102	11	39	119	52	305	
OPERATING POOLS	423	133	148	15	13	28	9	8	11	1	3	19	6	29	
Fleet Combat	1999	507	505	151	152	188	87		65	11	20	21	3	289	
USN	1410	333	352	151	152	188	87		20					117	
VF FB	276	276													
VA L	267		267												
VA LP	132			132											
VA H	70		70												
VFP PHOTO	25	25													
VAW AEW	75			19			56								
SDIEGO COMAD	27	27													
VAF ECM	7		7												
VAF PHOTO	13	5	8												
VS	152				152										73
HS	73														
VP LAND	119					119	69								
VP SEA	70									1					
VW HEAVY	25						25								44
HG	44														
VR TAC SUPP	29									29					
FLEET WEATHER SQDN	6						6								
USMC	589	174	153						35	11	20	21	3	172	
MAW HEDRONS	42								16			21	3	2	
VMF	154	154													
VMA	137		137												
VM GR	11									11					
VMCJ	36	20	16												
VMR	19									19					
HMR LMH	149													149	
VMO	41										20			21	
Direct Fleet Support	328	41	7	8		4	4	50	33		19	98	48	16	
USN	292	41	7	8		4	4	50	22		19	74	43	14	
OPEVFOR	21	10	7									2	2	4	
VUBONS	101	31		8				50	1			2	5		
FLEET TRAINING	82					4	4		3			60	11		
FLEET BASES	75								12		19	10	25	9	
CV & AV UTIL	14								13					1	
USMC	36								4			24	5	2	
FMF & FAHG	6									3		2	1		
VMT	21											21	1		
FLEET BASES	8								1			1	4	2	
Indirect Fleet Support	6					1			4				1		
NABS & NAS	1					1							1		
ATT & MISS	5								4						
OPTL Pools	423	133	148	15	13	28	9	8	11	1	3	19	6	29	
RFI	102	25	39	8	4	7			1			3	3	15	
NOT RFI	321	108	109	7	9	21	9	8	10	1	3	19	3	14	

CONFIDENTIAL

~~CONFIDENTIAL~~

DECLASSIFIED

MAN-CARRYING DRONES COMMAND AND STATUS DISTRIBUTION BY MODEL

TABLE 12

MODEL	C O M M A N D						S T A T U S			
	GRAND TOTAL	LANT	PAC	NABS	RDT&E	BUWEPS	OPERATING	OPERAT'L. POOL	NON OPERAT'L. SUPPORT	RESERVE STOCK
TOTAL	186	18	-	29	24	115	62	9	33	82
DSH-3	2	-	-	-	-	2	-	-	2	-
F9F-6K2	25	11	-	4	10	-	22	3	-	-
F9F-6K2X	29	-	-	-	-	29	-	-	5	24
F9F-6K	62	7	-	17	13	25	34	3	21	4
F9F-6KX	58	-	-	-	-	58	-	-	5	53
F6F-5K	1	-	-	-	1	-	1	-	-	-
F4Y-2K	9	-	-	8	-	1	5	3	-	1

AIRCRAFT ON LOAN TO NAVY

TABLE 13

MODEL	TOTAL	CUSTODIAN	LOCATION
TOTAL	14		
B-45A	1	Research, Development, Test & Evaluation	NAF, Litchfield Park
C-45E	1	Research, Development, Test & Evaluation	BWER, Daingerfield
C-47D	1	Research, Development, Test & Evaluation	INM, Boston
F-101A	2	Research, Development, Test & Evaluation	BWR, Columbus
HU-1	1	Research, Development, Test & Evaluation	BWR, Fort Worth
HU-1B	1	Research, Development, Test & Evaluation	Patuxent River
JRF-5G	1	Research, Development, Test & Evaluation	BWR, Bethpage
RB-66A	1	Research, Development, Test & Evaluation	BWR, Columbus
RB-66B	1	Research, Development, Test & Evaluation	INM, Schenectady
L-20	1	Commander Air Force, Pacific Fleet	PMR, Eniwetok
NF-101B	1	Bureau of Naval Weapons	BWR, St. Louis
H-21C	1	Research, Development, Test & Evaluation	NAMDDU, Panama City
SA-16B	1	Bureau of Naval Weapons	BWR, Bethpage

~~CONFIDENTIAL~~