

OPNAV

DECLASSIFIED

7A

ALLOWANCES and LOCATION of NAVY AIRCRAFT



DECLASSIFIED

*by authority of Op-51 on
3 April 1975 action by
Claude Snyder Op-511*

OPNAV NOTICE P03110

March 1961 Data

31 MARCH 1961

DEPARTMENT OF THE NAVY
OFFICE OF THE CHIEF OF NAVAL OPERATIONS

UNCLASSIFIED ON 31 MARCH 1966

DECLASSIFIED

DEPARTMENT OF THE NAVY
OFFICE OF THE CHIEF OF NAVAL OPERATIONS
WASHINGTON 25, D. C.

OPNAV P03110
Op-502D
Ser 02519P50
31 March 1961

~~CONFIDENTIAL~~

OPNAV NOTICE P03110

From: Chief of Naval Operations
To: Distribution List

Subj: Allowance and Location of Navy Aircraft (U)

1. Purpose.

a. To indicate the following by units:

- (1) The operating aircraft allowance (Table 1).
- (2) The actual on hand aircraft inventories (Table 2), as of 31 March 1961.
- (3) The planned assignments of operating aircraft (Table 2).

b. To show the actual on hand program and non-program aircraft inventory in various forms (Section II), as 31 March 1961.

2. General Instruction.

a. This Notice establishes unit operating allowances of the Naval Aircraft Program within each major operating command. The allocation of naval aircraft by model (i. e. operating and operational pool) is reflected in OPNAV INSTRUCTION 03110.1, "U. S. Naval Aircraft Program" (Gray Book), which establishes the operating and operational pool allocations for major operating commands in accordance with the approved planning factors and available inventory. In those instances where apparent inconsistencies between operating allowances and allocations occur, the "U. S. Naval Aircraft Program" shall be the controlling instruction, since it represents the planned implementation of aircraft which Congress approved and provided funds for. Actual on hand aircraft inventories are developed by the Navy Aircraft Accounting System, OPNAV INSTRUCTION P5442.2A. The Naval Air Reserve Training Command as shown herein, has been established as a major command for aircraft logistics purposes only.

b. If the allowances as set forth are not deemed suitable for the mission which an activity or command has to support, the Chief of Naval Operations will consider recommendations for changes in types and allowances of aircraft. However, any requests for such changes that would result in an increase in a major command's total aircraft operating allowance should contain that command's recommendation for a compensatory reduction.

c. Major operating commands are authorized to shift operating assignments (Table 2) from one unit to another on a temporary basis; however, if it is expected that this shift will exceed three (3) months, the Chief of Naval Operations shall be requested to change the authorized operating allowance (Table 1).

d. Specific assignment of aircraft to individual officers is prohibited by the Secretary of the Navy. Aircraft for shore based activities not listed in Table 1 are provided within the allowances of Naval Air Bases, the Naval Air Reserve Training Command, the Naval Air Training Command, and the Bureau of Naval Weapons (Research, Development, Test and Evaluation).

e. Types, classes and models of aircraft listed herein are in conformance with BUWEPs INSTRUCTION 013100.1 of 22 June 1960.

f. Planned operating levels of target drones (capable of carrying a pilot) are contained in OPNAV INSTRUCTION 03110.1 (U. S. Naval Aircraft Program).

OPNAVNOTE P03110
31 March 1961

DECLASSIFIED

3. Classification. The security classification of this publication and all previous editions thereof is automatically downgraded from Confidential to Unclassified five (5) years after the date of issue on the letter of promulgation. This action is in accordance with Section 3, Change 4 of OPNAV INSTRUCTION 5510.1B. Upon downgrading, this publication will be marked "FOR OFFICIAL USE ONLY."

4. Cancellation. This Notice is cancelled and may be destroyed by burning when the next issue is received. No report of destruction is necessary. For record purposes cancel 31 August 1961.

R. L. Shirley
R. L. SHIRLEY
By direction

Distribution:
Part I SNDL:

- 21 (3) (CINCLANTFLT (4))
- 22 (3) (COMSEVENTHFLT, COMSECONDFLT only)
- 23A (1) (COMNAVPAC only)
- 23B (1) (COMTAIWANPATFOR, COMASDEFORLANT, COMSOLANT only)
- 24A (1) (COMNAVAIRPAC (15), COMNAVAIRLANT (11))
- 24B (2) (COMPHIBLANT only)
- 24F (3)
- 24H (2) (Less COMFLTRAPAC)
- 24J (2)
- 26CC (1)
- 26F (1) (COMOPTVFOR only)
- 27C (1) (Less COMWESTSEAFRON)
- 27G (1) (EPDOPAC only)
- 28A (1) (COMCARDIV's 1, 2, 5, 17, 18, 19, 20 only)
- 29H (1) (CVA's 16, 31, 34, 42 only)
- 42A (2) (Less COMFAIRJAPAN, COMFAIRNORFOLK, COMFAIRQUONSET) (COMFAIRALAMEDA (4)
COMFAIRWESTPAC (3))
- 42B (1) (COMFAIRWING ONE (1), COMFAIRWINGSLANT (2))
- 42EE (1)
- 42H (1)
- 42Q (1) (VR(F) THIRTY ONE only)
- 46A (2)
- 46B (3)
- 46C1 (1) (MAG's 12, 15, 26, 32, 33 only)
- 46D1 (1) (MARFITRON's 323, 451 only)
- 46D2 (1) (MARATKRON 331 only)
- 50B (1) (CINC SAC only)
- 50D (2) (COMNAVFORCONAD only)

Part II SNDL:

- A2A NavCompt (2)
- A5 BUWEPS (104)
BUPERS PERS-11a (10)
BUWEPS (Attn: PPAC-4) (1)
- F2 (1) (ND's 6, 9, 10, 12 only)
- F14 (3)
- J113 (1)
- W1A (2) (Less Atlanta, Glynco, Dallas, Grosse Ile, Agana, Pax Riv (PRB), Whidbey, North Island, Anacostia, Guantanamo Bay, Los Alamitos, Minneapolis, Point Mugu, South Weymouth) (Olathe (1), Ford Island (1))

(Dist cont'd-page 3)

DECLASSIFIED

~~CONFIDENTIAL~~
OPNAVNOTE P03110
31 May 1961

Part II SNDL (Cont'd)

W1A (3) (Pax Riv, Whidbey, Anacostia, North Island only)
W1B (1) (Less Chula Vista, Milton, Port Isable)
W1C (1) (NAF Litchfield Park, NAHA, Okinawa only)
W1E (1)
W1G (1) (Less Santa Ana)
W1H (1) (Roosevelt Roads only)
W2A (2) (NAB's 1, 5, 12, 13, 14 only)
W2B (1) (Less El Toro, Santa Ana)
W3A (2)
W3B (2)
W3C (1)
W3E (4)
W3F (1)
W4A (1)
W4B (1) (Jacksonville only)
W6B (1) (BUWEPSREP El Segundo, Buffalo, Burbank, Columbus only)
W7E (1)
W8A (1)
W8B (1)
W10A (6)
W10B (1)
W11A (2) (Crane Indiana only)
W12A (1)
J95 (2)
M64 (2)
M61 (10)

SecDef (Comptroller) Budget (1)

Record and Research Branch, J-3, The Joint Staff, Pentagon (2)
Transportation Division, Operations Branch, J-4, The Joint Staff, Pentagon (1)
Director, Weapons System Evaluation Group, Rm 1E880, Pentagon (1)
Security Control Officer, Federal Aviation Agency, Bureau of Research & Development,
Washington 25, D. C. (1)
U. S. Naval Aviation Engineering Service Unit, Attn: Code 135, Washington 25, D. C. (1)
Classified Material Office, Marine Barracks, Attn: Aviation Unit, Washington 3, D. C. (1)
Bureau of Budget, Military Division, Executive Office, 17th and Pennsylvania, Washington,
D. C. (1)
General Accounting Office, Defense Accounting and Audit Division, Navy Audit Group,
Munitions Building, Washington 25, D. C. (1)
Naval Aide to the President, The White House, Washington, D. C. (1)
Office of the Executive Director, Johns Hopkins University, Operations Research Office,
Washington 14, D. C. (1)
U. S. Army War College Library, Carlisle Barracks, Pennsylvania (1)
Superintendent, U. S. Naval Postgraduate School, Monterey, California (1)
Program Director, Courtney and Company, 1711 Walnut Street, Philadelphia 3, Pennsylvania (1)
Commandant, Armed Forces Staff College, Norfolk 11, Virginia (1)
Naval Air Material Center, Aeronautical Structures Laboratory, Philadelphia 12, Pennsylvania (2)
Commandant, Air Ground Operations School, Keesler Air Force Base, Mississippi (1)

Op-001	(1)	Op-05A5	(1)	Op-50	(1)	Op-53	(3)
Op-008	(1)	Op-05F	(1)	Op-50C	(2)	Op-561C	(3)
Op-09	(1)	Op-33	(5)	Op-501	(25)	Op-07T	(1)
Op-09D	(1)	Op-34	(2)	Op-502D	(25)	Op-74	(3)
Op-92	(6)	Op-345	(1)	Op-503	(2)	Op-711	(1)
Op-941Z	(1)	Op-346	(1)	Op-505	(2)	Op-704	(1)
Op-100P2	(1)	Op-41	(1)	Op-506	(1)	Op-03EG	(2)
Op-05	(3)	Op-52	(4)	Op-507	(3)	CNO FLAGPLOT	(1)

~~CONFIDENTIAL~~

DECLASSIFIED

~~CONFIDENTIAL~~

TABLE OF CONTENTS

SECTION I

STATUS CODES	6
ABBREVIATIONS	7
TABLE 1 PROGRAM OPERATING ALLOWANCES	8
TABLE 2 LOCATION OF TOTAL PROGRAM AND NON-PROGRAM AIRCRAFT INVENTORY	17
TABLE 3 PROGRAM INVENTORY BY STATUS AND PLANNED OPERATING ASSIGNMENTS	43
TABLE 4 TOTAL PROGRAM AND NON-PROGRAM AIRCRAFT INVENTORY BY LOCATION AND ORGANIZATIONAL UNIT	62

GENERAL

The Navy Program aircraft inventory is presented herein in three arrangements:

- TABLE 2 is by type of reporting custodian within each command showing, for each unit and model of aircraft, location, authorized operating allowance, and actual inventory.
- TABLE 3 is a summary of the actual operating inventory by major commands for each class, configuration and model in the program.
- TABLE 4 is in alphabetic order of geographic location except that carriers and other ships are listed first showing for each location the "reporting custodians" or "unit" based there, the total aircraft in custody of each, and a code designation of their respective "command". The column headed Command contains their code designations, which are translated as follows:

- 11.....LANT.....Atlantic Fleet (Navy)
- 19.....LANT.....Atlantic Fleet (Marine Corps)
- 21.....PAC.....Pacific Fleet (Navy)
- 29.....PAC.....Pacific Fleet (Marine Corps)
- 31.....NABS.....Naval Air Bases (Navy)
- 39.....NABS.....Naval Air Bases (Marine Corps)
- 41.....NABTC.....Naval Air Basic Training Command
- 43.....NAATC.....Naval Air Advanced Training Command
- 44.....NATTC.....Naval Air Technical Training Command
- 50.....NART.....Naval Air Reserve Training Command
- 70.....RDT&E.....Research, Development, Test & Evaluation
- 88.....BUWEPS.....Fleet Readiness, BUWEPS

The above classifications are for logistic purposes and statistical convenience and in no way alter any organizational structure or military command established elsewhere by the Navy.

SECTION II

STATUS OF NAVY AIRCRAFT INVENTORY	65
---	----

~~CONFIDENTIAL~~

DECLASSIFIED

~~CONFIDENTIAL~~

STATUS CODES

Table two of this report includes a column headed "STATUS" which refers to aircraft status code classifications as defined in OPNAV INSTRUCTION NO.P5442.2A. For full status code definitions, see reference.

The PROCESS Involved (PROCESS includes the following categories: Operating, Standard Rework, Special Rework, Storage, Retirement and Strike, and Miscellaneous, together with all associated subdivisions).	AIRCRAFT STATUS CODES									
	IN the Process		AWAITING the Process				ENROUTE TO the Process.			
			IN BUWEPS (NOTE 1)		By Flight		By Surface Transport			
OPERATING			In an Operating Command							
Primary Use:				(NOTE 1)						
Combat	A1		B	Use B if completely READY FOR ISSUE; if not, use B# to indicate material lacking:				C	C9	
Combat Services	A2		B					C	C9	
Student Pilot Training	A3		B					C	C9	
Post-Student Training	A4		B					C	C9	
Crew Training	A5		B	B1 - Airborne Equipment				C	C9	
Individual Proficiency (Unassigned)	A6		B	B2 - Armament				C	C9	
Utility (Including Administrative) Research and Development	A7 A8 A9		B B B	B3 - Electronics B4 - Photographic B5 - Power Plant				C C C	C9 C9 C9	
STANDARD REWORK		Rework Process Completed - Awaiting Flight Check	To be reworked where now located		To be transferred elsewhere for rework					
	In a Rework Process		Flyable	Non-Flyable	Flyable	Non-Flyable				
Overhaul	D1	DA	E1	EA	EJ	ER	F1	FA		
Progressive Maintenance-Conversion	D2	DB	E2	EB	EK	ES	F2	FB		
Progressive Maintenance	D3	DC	E3	EC	EL	ET	F3	FC		
Overhaul-Conversion	D4	DD	E4	ED	EM	EU	F4	FD		
Progressive Aircraft Rework	D5	DE	E5	EE	EN	EV	F5	FE		
Airline Maintenance	D6	DF	E6	EF	EO	EW	F6	FF		
Progressive Aircraft Rework-Conversion	D7	DG	E7	EG	EP	EX	F7	FG		
SPECIAL REWORK			Flyable		Non-Flyable					
Conversion	G4		H4		HD		I	I9		
Modification	G5		H5		HE		I	I9		
Repair	G6		H6		HF		I	I9		
Modernization	G7		H7		HG		I	I9		
Modernization-Conversion	G8		H8		HH		I	I9		
STORAGE (NOTE 2)										
Standard Rework Required In containers		MW	NX					OX		
Standard Rework Required Not in containers		MX	NX					OX		
Standard Rework Not Required Not in containers		MY	NY					OY		
Standard Rework Not Required In containers		MZ	NY					OY		
RETIREMENT AND STRIKE		Awaiting Decision to Strike	Awaiting Strike				Stricken			
			Awaiting Strike for MAP							
					Standard Rework Involved	Special Rework Involved				
			Flyable	Non-Flyable	Rework Not Involved	In the Process	Awaiting or Enroute	In the Process	Awaiting or Enroute	
Category 1 Damage	Y	Y	Y	Y					1S	
Category 2 Depreciation	P2	PB	S2	SB	R	RD	RE	RG	RH	2S
Category 3 Administrative	P3	PC	S3	SC	R	RD	RE	RG	RH	3S
Category 4 Completed Service Life	P4	PD	S4	SD	R	RD	RE	RG	RH	4S
MISCELLANEOUS			NOTES:							
Bailment (NOTE 3) On Contract		T	1. A "B" status, when used by an Operating Command, means the aircraft could be changed to an operating status (A#) without undergoing Standard or Special Rework; when used by BUWEPS, it means an aircraft is completely RFI. A B# means that certain material is lacking to make the aircraft completely RFI.							
Bailment (NOTE 3) Contract Pending		TR	2. Does not include stored aircraft which have completed Standard Service Life. See NOTE 5.							
Loan (NOTE 3) By the Navy		U	3. CNO approval is prerequisite before change to a Bailment or Loan status.							
Loan (NOTE 3) By the Navy (For Navy RDT&E)		UR	4. The "V" will be followed by a number when the aircraft lacks CFE. The appropriate number will be one of those used with a "B-number" status.							
Loan (NOTE 3) To the Navy		U5	5. Aircraft which have completed Service Life.							
Provisionally Accepted		V# (NOTE 4)	See GLOSSARY (Part VI of this Instruction) for explanation of all terminology used above.							
Grounded, Structural		X								
Disposition Undetermined Awaiting		Y								
Disposition Undetermined Enroute		Z								
Contingency Reserve: (NOTE 5)										
Stored In containers		WA								
Stored Not in containers		WB								
Not Stored Flyable		WD								
Not Stored Non-Flyable		WE								

~~CONFIDENTIAL~~

DECLASSIFIED

CONFIDENTIAL

LOCATION OF NAVY AIRCRAFT
ABBREVIATIONS USED IN THIS REPORT
(Excluding "Status" Codes)

AED - Aboard (Name of ship follows)
ARMA - Army Ballistic Missile Agency
ADV - Advance
AES - Aircraft Engineering Squadron
AFB - Air Force Base
ASW - Anti-Submarine Warfare
ATT - Naval Attache
ATU - Advanced Training Unit
AV, AVP - Seaplane Tenders

BNWR - Bureau of Naval Weapons General Representative
BNMR - Bureau of Naval Weapons Maintenance Representative
BNR - Bureau of Naval Weapons Representative
BNRR - Bureau of Naval Weapons Resident Representative
BIS - Board of Inspection and Survey ("I" Prefix)
BUWEPS - Bureau of Naval Weapons

CD - Central District
CMEF - Commander of Middle East Forces
CNFE - Commander Naval Far East
CNFGER - Commander Naval Forces Germany
CVA - Attack Carrier
CVE - Escort Carrier
CVG - Carrier Air Group
CVL - Light Carrier
CVS - ASW Support Carrier

DET - Detachment
DST - District

FAA - Federal Aviation Agency
F&M - Ferry and Maintenance
FAGU - Fleet Air Gunnery Unit
FAETU - Fleet Airborne Electronics Training Unit
FASRON - Fleet Air Service Squadron
FAWTU - Fleet All Weather Training Unit
FLTACSUPP - Fleet Tactical Support Squadrons
FORAVAHQGRU - Marine Force Aviation Headquarters Group
FR - Fleet Readiness, BUWEPS

GMSRON - Guided Missile Service Squadron

H&HS - Headquarters and Headquarters Squadron
H&MS - Headquarters and Maintenance Squadron
HATU - Heavy Attack Training Unit
HDQTRS - Headquarters
HEDRON - Marine Headquarters Squadron
HMR - Marine Helicopter Transport Squadron
HMK - Marine Helicopter Operational Development Squadron
HS - Helicopter Anti-Submarine Squadron
HTG - Helicopter Training Group
HU - Helicopter Utility Squadron

INM - Inspector of Naval Material

JOC - Joint Operations Center
JTU - Jet Transitional Training Unit

LANT - Naval Air Force, Atlantic Fleet

MAAG - Military Assistance Advisory Group
MARS - Marine Aircraft Repair Squadron
MARTRAREPLGRU - Marine Training and Replacement Group
MATRON - AEW Barrier Maintenance Squadron
MATS - Military Air Transport Service
MCAF - Marine Corps Air Facility
MCALF - Marine Corps Auxiliary Landing Field
MCAS - Marine Corps Air Station
MINDEFDEVU - Mine Defense Development Unit
MISS - Naval Mission
MTG - Marine Training Group
MMSG - Marine Wing Service Group

NAAS - Naval Auxiliary Air Station
NAATC - Naval Air Advanced Training Command
NAES - Naval Air Bases
NAETC - Naval Air Basic Training Command
NADC - Naval Air Development Center

NADU - Naval Air Development Unit
NAF - Naval Air Facility
NAMC - Naval Air Material Center
NAOTS - Naval Aviation Ordnance Test Station
NART - Naval Air Reserve Training
NARTS - Naval Air Rocket Test Station
NARTU - Naval Air Reserve Training Unit
NAS - Naval Air Station
NASA - National Aeronautics and Space Administration
NASWF - Naval Air Special Weapons Facility
NATC - Naval Air Test Center
NATRA - Naval Air Training
NATECHTRACEN - Naval Air Technical Training Center
NATECHTRAU - Naval Air Technical Training Unit
NATTC - Naval Air Technical Training Command
NATTU - Naval Air Technical Training Unit
NATU - Naval Air Torpedo Unit
NAV - Naval
NAVVICOFFSCH - Combat Information Center Officers' School
NLO - Naval Liaison Officer
NOTS - Naval Ordnance Test Station
NPG - Naval Proving Ground
NPU - Naval Parachute Unit
NSAWF - Naval School All Weather Flight
NTDC - Naval Training Device Center

O&R - Overhaul and Repair, BUWEPS FR
ONR - Office of Naval Research

PAC - Naval Air Force, Pacific Fleet
FRNG - Potomac River Naval Command

RDT&E - Research, Development, Test and Evaluation, BUWEPS

SDC - Special Devices Center
SO&ES - Station Operations and Engineering Squadron
SRNC - Severn River Naval Command

TRANS - Transportation

USMC - United States Marine Corps
USN - United States Navy
USNMC - United States Naval Missile Center
USNR - United States Naval Reserve

VA - Attack Squadron
VAAN - Carrier Special Squadron Night
VAH - Heavy Attack or Mining Squadron
VAHM - Mining Squadron
VAP - Photographic Squadron
VAW - Carrier Special Squadrons Air Early Warning
VF - Fighter Squadron
VFAW - Carrier Special Squadron
VFP - Composite Squadron Photographic
VMA - Marine Attack Squadron
VMAT - Marine Attack Training Squadron
VMC - Marine Composite Squadron
VMCJ - Marine Composite Photographic Squadron
VMFAW - Marine All-Weather Fighter Squadron
VMFT - Marine Fighter Training Squadron
VMFTAW - Marine All-Weather Fighter Training Squadron
VMIT - Marine Instrument Training Squadron
VMJ - Marine Photographic Squadron
VMO - Marine Observation Squadron
VMR - Marine Transport Squadron
VP - Patrol Squadron
VQ - Electronic Counter Measures Squadron
VR - Transport Squadron
VS - Anti-Submarine Squadron
VU - Utility Squadron
VW - Air Early Warning Squadron
VX - Air Operational Development Squadron

ZP - Airship Patrol Squadron
ZTG - Airship Training Group
ZW - Barrier Squadron (Contiguous)
ZK - Airship Operational Development Squadron

NOTE: For information as to abbreviations used to designate class, subclass and version of aircraft, see page 68.

CONFIDENTIAL

CONFIDENTIAL

DECLASSIFIED

TABLE 1 PROGRAM OPERATING ALLOWANCES

Table 2 reflects planned aircraft model assignments to meet the allowances shown in Table 1. In instances where the Naval Aircraft Inventory contains insufficient aircraft of the types shown in Table 1, Table 2 will indicate substituted models. The primary operating status code included in Table 1 reflects the primary reason or intent for the operating units having an authorized operating allowance therefore. Where inconsistencies appear between the status codes listed in Table 1 and Table 2, differences will be resolved in favor of those listed in Table 1. Revisions to the authorized allowances listed in Table 1 will be indicated by an appropriate symbol for subsequent periods; however, because of budgetary considerations such revision will normally not appear at intervals of less than four months.

UNIT	LOCATION	CLASS	PRI-MARY OPTG. STATUS	OPERATING ALLOWANCES				UNIT	LOCATION	CLASS	PRI-MARY OPTG. STATUS	OPERATING ALLOWANCES			
				30 JUN 1961	30 SEP 1961	31 DEC 1961	31 MAR 1962					30 JUN 1961	30 SEP 1961	31 DEC 1961	31 MAR 1962
FLEET COMBAT UNITS								CARRIER ANTI SUBMARINE GROUPS							
USN								CVSG 60 QUONSET PNT							
AIR FORCE ATLANTIC FLEET								VS 34 ABD ESSEX VS A1 10 10 10 10							
CARRIER AIR GROUPS								VS 39 ABD ESSEX VS A1 10 10 10 10							
CVG 1								HS 9 ABD ESSEX HS A1 16 16 16 16							
VF 14	ABD ROOSEVLT	VF AW JET	A1	14	14	14	14	CVSG 54 QUONSET PNT							
VF 11	ROTA	VF AW JET	A1	14	14	14	14	VS 22 ABD CHMPLAIN VS A1 10 10 10 10							
VA 15	ABD ROOSEVLT	VA LL	A1	12	12	12	12	VS 32 ABD CHMPLAIN VS A1 10 10 10 10							
VA 46	ABD SHANGRLA	VA DAY JET	A1	12	12	12	12	ABD CHMPLAIN HS A1 16 16 16 16							
VA 172	ABD ROOSEVLT	VA DAY JET	A1	12	12	12	12	CVSG 56 NORFOLK							
VAH 11	ABD ROOSEVLT	VA H JET	A1	12	12	12	12	VS 24 NORFOLK VS A1 10 10 10 10							
CVG 3								VS 27 NORFOLK VS A1 10 10 10 10							
VF 31	CECIL FIELD	VF AW JET	A1	14	14	14	14	HS 3 NORFOLK HS A1 16 16 16 16							
VF 32	CECIL FIELD	VF AW JET	A1	14	14	14	14	CVSG 52 QUONSET PNT							
VA 34	CECIL FIELD	VA DAY JET	A1	12	12	12	12	VS 28 ABD WASP VS A1 10 10 10 10							
VA 35	JACKSONVILLE	VA LL	A1	12	12	12	12	VS 31 ABD WASP VS A1 10 10 10 10							
VA 36	CECIL FIELD	VA DAY JET	A1	12	12	12	12	ABD WASP HS A1 16 16 16 16							
VAH 9	SANFORD	VA H JET	A1	12	12	12	12	HS 11 ABD WASP HS A1 16 16 16 16							
RCVG 4								CVSG 58 NORFOLK							
RCVG 4	OCEANA	VT JET	A4	4	4	4	4	VS 26 NORFOLK VS A1 10 10 10 10							
VA 43	OCEANA	VT JET	A4	17	17	17	17	VS 36 NORFOLK VS A1 10 10 10 10							
VF 101	KEY WEST	VF AW JET	A1	42	42	42	42	HS 7 NORFOLK HS A1 16 16 16 16							
VF 174	CECIL FIELD	VF AW JET	A4	12	12	12	12	RCVSG 50 KEY WEST							
VA 42	OCEANA	VA LL	A1	11	11	8	8	VS 30 KEY WEST VS A1 11 11 11 11							
VA 44	JACKSONVILLE	VA DAY JET	A1	4	4	4	4	HS 1 KEY WEST HS A1 9 9 9 9							
VAH 3	SANFORD	VA HT JET	A4	4	4	4	4	PATROL SQDNS LAND PLANE							
		VA H JET	A1	23	14	10	10	VP 5 JACKSONVILLE VP L A1 11 11 11 11							
		VR M	A4	1	1	1	1	VP 7 BRUNSWICK VP L A1 11 11 11 11							
		VT JET	A4	2	2	2	2	VP 8 NORFOLK VP L A1 11 11 11 11							
CVG 6								VP 10 ROTA VP L A1 11 11 11 11							
VF 33	OCEANA	VF AW JET	A1	14	14	14	14	VP 11 BRUNSWICK VP L A1 11 11 11 11							
VF 74	OCEANA	VF AW JET	A1	14	14	14	14	VP 16 SIGONELLA VP L A1 11 11 11 11							
VA 55	OCEANA	VA LL	A1	12	12	12	12	VP 18 JACKSONVILLE VP L A1 11 11 11 11							
VA 66	OCEANA	VA DAY JET	A1	12	12	12	12	VP 21 BRUNSWICK VP L A1 11 11 11 11							
VA 76	OCEANA	VA DAY JET	A1	12	12	12	12	VP 23 ARGENTIA VP L A1 11 11 11 11							
VAH 13	SANFORD	VA H JET	A1	12	12	12	12	VP 24 NORFOLK VP L A1 11 11 11 11							
CVG 7								VP 26 BRUNSWICK VP L A1 11 11 11 11							
VF 41	OCEANA	VF AW JET	A1	14	14	14	14	VP 44 NORFOLK VP L A1 11 11 11 11							
VF 84	OCEANA	VF AW JET	A1	14	14	14	14	VP 56 NORFOLK VP L A1 11 11 11 11							
VA 75	OCEANA	VA LL	A1	12	12	12	12	PATROL SQDNS SEA PLANE							
VA 86	OCEANA	VA DAY JET	A1	12	12	12	12	VP 45 BERMUDA VP S A1 11 11 11 11							
VA 72	OCEANA	VA DAY JET	A1	12	12	12	12	VP 49 BERMUDA VP S A1 11 11 11 11							
VAH 1	SANFORD	VA H JET	A1	12	12	12	12	REPLACEMENT PATROL SQUADRON							
CVG 8								VP 30 JACKSONVILLE VP L A1 11 11 11 11							
VF 102	ABD FORRESTL	VF AW JET	A1	14	14	14	14	DET A NORFOLK VP S A1 4 4 4 4							
VA 81	ABD FORRESTL	VA DAY JET	A1	12	12	12	12	LIGHTER THAN AIR SQUADRONS							
VF 103	ABD FORRESTL	VF AW JET	A1	14	14	14	14	ZP 3 LAKEHURST ZP A1 4 4 4 4							
VA 83	ABD FORRESTL	VA DAY JET	A1	12	12	12	12	ZP 1 LAKEHURST ZW A1 4 4 4 4							
VA 85	ABD FORRESTL	VA LL	A1	12	12	12	12	FLEET AIR EARLY WARNING SQDNS							
VAH 5	ABD FORRESTL	VA H JET	A1	12	12	12	12	VW 2 PTXNT RIVER, VW A1 6 6 6 6							
CVG 10								VW 4 ROOSEVLT RDS VW A1 6 6 6 6							
VA 12	ABD ROOSEVLT	VA DAY JET	A1	12	12	12	12	BARRIER SQDNS DISTANT WARNING							
VF 13	ABD SHANGRLA	VF AW JET	A1	14	14	14	14	VW 11 ARGENTIA VW A1 7 7 7 7							
VF 62	ROTA	VF AW JET	A1	14	14	14	14	VW 13 ARGENTIA VW A1 7 7 7 7							
VA 106	ABD SHANGRLA	VA DAY JET	A1	12	12	12	12	BARR TRA UNIT PTXNT RIVER VR H A5 3 3 3 3							
VA 176	ABD SHANGRLA	VA LL	A1	12	12	12	12	HELICOPTER UTILITY SQDNS							
VAH 7	SANFORD	VA H JET	A1	12	12	12	12	HU 2 LAKEHURST HU A1 33 33 33 33							
CVG 16								HU 4 LAKEHURST HU A1 27 27 27 27							
VA 163	CECIL FIELD	VA DAY JET	A1	12	12	12	12	FLEET TACTICAL SUPPORT SQDNS							
VA 164	CECIL FIELD	VA DAY JET	A1	12	12	12	12	VR 1 PTXNT RIVER VR H A2 7 7 7 7							
VA 165	JACKSONVILLE	VA LL	A1	12	12	12	12	VR 24 PORT LYAUTEY VR H A2 9 9 9 9							
VF 161	CECIL FIELD	VF AW JET	A1	14	14	14	14	VR 24 PORT LYAUTEY VR H A2 6 6 6 6							
VF 162	CECIL FIELD	VF AW JET	A1	14	14	14	14	VR M VR M A2 4 4 4 4							
SPECIAL SQDNS								VRC 40 NORFOLK VR C A2 8 8 8 8							
PHOTOGRAPHIC SQDNS								MARS MWSSG 27 CHERRY POINT VA DAY A2 2 2 2 2							
VFP 82	CECIL FIELD	VF P JET	A1	27	27	24	24	VR H VR H A2 2 2 2 2							
VAP 82	JACKSONVILLE	VA P JET	A1	12	12	12	12	VR M VR M A2 3 3 3 3							
AIR EARLY WARNING SQDNS								VT JET VT JET A6 4 4 4 4							
VAV 12	QUONSET PNT	VA W	A1	29	29	29	29	USMC MARINE HEADQUARTERS SQDNS							
VAV 33	QUONSET PNT	VA AW	A1	32	32	32	32	MARS MWSSG 27 CHERRY POINT VA DAY A2 2 2 2 2							
FLEET AIR RECONNAISSANCE SQDNS								VR H VR H A2 2 2 2 2							
VQ 2	ROTA	VA Q JET	A1	9	9	9	9	VR M VR M A2 3 3 3 3							
		VA Q JET	A1	3	3	3	3	VT JET VT JET A6 4 4 4 4							

DECLASSIFIED

TABLE I

PROGRAM OPERATING ALLOWANCES

UNIT	LOCATION	CLASS	PRI-MARY OPTG. STATUS	OPERATING ALLOWANCES				UNIT	LOCATION	CLASS	PRI-MARY OPTG. STATUS	OPERATING ALLOWANCES			
				30 JUN 1961	30 SEP 1961	31 DEC 1961	31 MAR 1962					30 JUN 1961	30 SEP 1961	31 DEC 1961	31 MAR 1962
H6MS 14	CHERRY POINT	VR M	A2	1	1	1	1	NAVSTA	LAJES	VU SAR	A2	1	1	1	1
		VT JET	A2	2	2	2	2	NAVSTA	KEFLAVIK	VR H	A2	2	2	2	2
H6MS 24	CHERRY POINT	VR M	A2	1	1	1	1			VR M	A2	4	4	4	4
		VT JET	A2	3	3	3	3			VU L	A2	2	2	2	2
H6MS 26	NEW RIV JAX	VR M	A2	1	1	1	1			HU	A2	2	2	2	2
H6MS 32	CHERRY POINT	VR M	A2	1	1	1	1	HDQTRS CMEF	DHAHRAN AFB	VR H	A2	1	1	1	1
		VT JET	A2	3	3	3	3	NAS	PORT LYAUTEY	VR M	A2	1	1	1	1
										VU SAR	A2	1	1	1	1
										VT ME	A6	2	2	2	2
MARINE FIGHTER SQDNS															
VMF 122	BEAUFORT	VF DAY JET	A1	20	20	20	20	NAVSTA	ROTA	HU	A2	1	1	1	1
VMF 235	BEAUFORT	VF DAY JET	A1	20	20	20	20			VR M	A2	2	2	2	2
VMF 251	BEAUFORT	VF DAY JET	A1	20	20	20	20			VT ME	A6	3	3	3	3
VMF 333	BEAUFORT	VF DAY JET	A1	20	20	20	20			HU	A2	1	1	1	1
MARINE FIGHTER ALL WEATHER SQDNS															
VMF 114	CHERRY POINT	VF AW JET	A1	20	20	20	20	NAVSTA	TRINIDAD	VU SAR	A2	1	1	1	1
VMF 115	CHERRY POINT	VF AW JET	A1	20	20	20	20	NAS GTMO BAY	GTMO BAY	VR M	A8	1	1	1	1
										VU SAR	A2	2	2	2	2
										VT ME	A6	1	1	1	1
										VT SE	A8	1	1	1	1
										HU	A2	2	2	2	2
										VR M	A2	2	2	2	2
										VU SAR	A2	2	2	2	2
										VT ME	A6	1	1	1	1
										HU	A2	1	1	1	1
MARINE ATTACK SQDNS															
VMA 224	CHERRY POINT	VA DAY JET	A1	20	20	20	20	NAVSTA	ROOSEVLT RDS	VR M	A2	2	2	2	2
VMA 225	ABD SHANGRLA	VA DAY JET	A1	20	20	20	20			VU SAR	A2	2	2	2	2
VMA 242	CHERRY POINT	VA DAY JET	A1	20	20	20	20			HU	A2	2	2	2	2
VMA 324	CHERRY POINT	VA DAY JET	A1	20	20	20	20			VR M	A2	2	2	2	2
VMA 331	ROOSEVLT RDS	VA DAY JET	A1	20	20	20	20			HU	A2	1	1	1	1
VMA 332	CHERRY POINT	VA DAY JET	A1	20	20	20	20								
VMA 533	CHERRY POINT	VA DAY JET	A1	20	20	20	20								
MARINE COMPOSITE PHOTOGRAPHIC SQDNS															
VMCJ 2	CHERRY POINT	VF P JET	A1	9	9	9	9	CVS 9 ESSEX	QUONSET PNT	VR C	A2	1	1	1	1
		VF O JET	A1	6	6	6	6	CVA 11 INTREPD	NORFOLK	VR C	A2	1	1	1	1
								CVS15 RANDOLPH	NORFOLK	VR C	A2	1	1	1	1
MARINE TRANSPORT SQDNS															
VMR/VMGR 252	CHERRY POINT	VR M	A2	20	20	14	8	CVS 36 ANNETAM	NORFOLK	VR C	A2	1	1	1	1
		VG	A2			3	12	CVS 39 CHMPLAN	QUONSET PNT	VR C	A2	1	1	1	1
VMR 353	CHERRY POINT	VR M	A2	9	9	12	12	CVA 38 SHANGRL	MAYPORT	VR C	A2	1	1	1	1
								CVA 42 FDR	MAYPORT	VR C	A2	1	1	1	1
								CVA 59 FORSTAL	NORFOLK	VR C	A2	1	1	1	1
								CVA 60 SARATOG	MAYPORT	VR C	A2	1	1	1	1
								CVS 45 VALYFRG	NORFOLK	VR C	A2	1	1	1	1
								CVA 16LEXINGTN	MAYPORT	VR C	A2				
								CVS 18 WASP	BOSTON	VR C	A2	1	1	1	1
								CVA 19 HANCOCK	NORFOLK	VR C	A2	1	1	1	1
								CVA 62 INDPEND	NORFOLK	VR C	A2	1	1	1	1
HMRL 162	NEW RIV JAX	HR L	A1	24	24	24	24	CVA 63 KITTYHW	CAMDEN	VR C	A2	1	1	1	1
HMRL 264	NEW RIV JAX	HR L	A1	20	20	20	20	CVA 64 CONSTEL	NEW YORK	VR C	A2	1	1	1	1
HMRL 261	NEW RIV JAX	HR L	A1	24	24	24	24	CVA 65 ENTERPR	NORFOLK	VR C	A2	1	1	1	1
HMRL 262	NEW RIV JAX	HR L	A1	20	20	20	20								
HMRL 263	NEW RIV JAX	HR L	A1	20	20	24	24								
HMRM 461	ABD CHMPLAN	HR M	A1	14	14	14	14	MARINE AIR FMF & FORCE AVIATION HDQTR SQDNS							
MARINE OBSERVATION SQDNS															
VMO 1	NEW RIV JAX	VO	A1	9	9	8	8	HS FMFLNT	NORFOLK	VR H	A2	1	1	1	1
		HO	A1	9	9	9	9			VR M	A2	1	1	1	1
										VT JET	A6	2	2	2	2
										VT ME	A6	2	2	2	2
DIRECT FLEET SUPPORT UNITS															
OPERATIONAL DEVELOPMENT SQDNS															
VX 1	KEY WEST	VS	A9	4	4	4	4	INDIRECT FLEET SUPPORT UNITS							
		VP L	A9	3	3	3	3	NAVAL ATTACHES AND MISSIONS LANT							
		VP S	A9	1	1	1	1								
		VT ME	A6	1	1	1	1	ATT ATHENS	GREECE	VU SAR	A8	1	1	1	1
		HS	A9	3	3	3	3	ATT CAIRO	EGYPT	VR M	A8	1	1	1	1
VX 6	QUONSET PNT	VR H	A8	5	5	5	5	ATT DAKAR	SENEGAL	VU M	A8	1	1	1	1
		VR M	A8	3	3	3	3	ATT MEXICO CTY	MEXICO	VR M	A8	1	1	1	1
		VU L	A8	5	5	5	5	ATT MONROVIA	LIBERIA	VU M	A8	1	1	1	1
		HU	A8	4	4	4	4	ATT NEW DELHI	INDIA	VR M	A8	1	1	1	1
								ATT OSLO	NORWAY	VU SAR	A8	1	1	1	1
								ATT PRETORIA	SO AFRICA	VR M	A8	1	1	1	1
								ATT TEHRAN	IRAN	VR M	A8	1	1	1	1
VU 2	OCEANA	VF DAY JET	A8	10	10	10	10	MISSION ANKARA	TURKEY	VR M	A8	1	1	1	1
		VU TOW	A8	3	3	3	3	MISSION BOGOTA	COLOMBIA	VR M	A8	1	1	1	1
VU 4	OCEANA	VF DAY JET	A8	10	10	10	10	MISSION PTAUPR	HAITI	HU	A8	1	1	1	1
		VU TOW	A8	3	3	3	3	MISSION LIMA	PERU	VR M	A8	1	1	1	1
VU 8	ROOSEVLT RDS	VF D JET	A1	6	6	6	6	MISSION QUITO	EQUADOR	VR M	A8	1	1	1	1
		VP LD	A2	2	2	2	2	MISSION RIO DJ	BRAZIL	VR M	A8	1	1	1	1
		VT D	A2	2	2	2	2	MISSION VLPRSO	CHILE	VR M	A8	1	1	1	1
		HU	A2	2	2	2	2	MISSION CARACA	VENZUELA	VT ME	A8	1	1	1	1
VU 10	GTMO BAY	VF DAY JET	A8	7	7	7	7	NAV ADV GROUP	BUENOS AIRES	VR M	A8	1	1	1	1
		VU TOW	A8	5	5	5	5								
FLEET BASES OVERSEAS															
NAVSTA	ARGENTIA	VR H	A2	1	1	1	1	FLEET COMBAT UNITS							
		VU SAR	A2	1	1	1	1	USN							
		VT ME	A6	1	1	1	1	AIR FORCE PACIFIC FLEET							
		HU	A2	2	2	2	2	CARRIER AIR GROUPS							
NAVSTA	BERMUDA	VU SAR	A2	1	1	1	1	CVG 2							
NAF W MALLING	KENT	VR M	A2	4	4	4	4	VA 23	ABD MIDWAY	VA DAY JET	A1	12	12	12	12
		VT ME	A6	3	3	3	3	VA 24	ABD MIDWAY	VF AW JET	A1	14	14	14	14
NAF	NAPLES	VA DAY	A2	4	4	4	4	VA 22	ABD MIDWAY	VA DAY JET	A1	12	12	12	12
		VR H	A2	1	1	1	1	VA 21	ABD MIDWAY	VF AW JET	A1	14	14	14	14
		VR M	A2	3	3	3	3	VA 25	ABD MIDWAY	VA LL	A1	12	12	12	12
		VT ME	A6	7	5	5	5	VAH 8	ABD MIDWAY	VA H JET	A1	12	12	12	12
		HU	A2	1	1	1	1								
NAF	SIGONELLA	VR M	A2	1	1	1	1								
		VU SAR	A2	1	1	1	1								
		VT ME	A6	1	1	1	1								

CONFIDENTIAL

DECLASSIFIED

TABLE I PROGRAM OPERATING ALLOWANCES

UNIT	LOCATION	CLASS	PRI-MARY OPTG. STATUS	OPERATING ALLOWANCES				UNIT	LOCATION	CLASS	PRI-MARY OPTG. STATUS	OPERATING ALLOWANCES				
				30 JUN 1961	30 SEP 1961	31 DEC 1961	31 MAR 1962					30 JUN 1961	30 SEP 1961	31 DEC 1961	31 MAR 1962	
CVG 5								FLEET AIR RECONNAISSANCE SODNS								
VF 51	MIRAMAR	VF AW JET	A1	14	14	14	14	VQ 1	ATSUGI	VA Q JET	A1	9	9	9	9	
VA 52	MIRAMAR	VA LL	A1	12	12	12	12			VW Q	A1	3	3	3	3	
VF 53	MIRAMAR	VF AW JET	A1	14	14	14	14			VT JET	A4	1	1	1	1	
VA 55	MIRAMAR	VA DAY JET	A1	12	12	12	12									
VA 56	MIRAMAR	VA DAY JET	A1	12	12	12	12									
VAH 4 N	WHDBY ISLAND	VA H JET	A1	3	3	3	3									
CVG 9								CARRIER ANTI SUBMARINE GROUPS								
VF 91	ALAMEDA	VF AW JET	A1	14	14	14	14	CVSG 53	NORTH ISLAND							
VF 92	ALAMEDA	VF AW JET	A1	14	14	14	14	VS 21	ABD KEARSGE	VS	A1	10	10	10	10	
VA 93	ALAMEDA	VA DAY JET	A1	12	12	12	12	VS 29	ABD KEARSGE	VS	A1	10	10	10	10	
VA 94	ALAMEDA	VA DAY JET	A1	12	12	12	12	HS 6	ABD KEARSGE	HS	A1	16	16	16	16	
VA 95	ALAMEDA	VA LL	A1	12	12	12	12	CVSG 59	NORTH ISLAND							
VAH 6	WHDBY ISLAND	VA H JET	A1	12	12	12	12	VS 33	ABD BENINGTN	VS	A1	10	10	10	10	
CVG 11								VS 38	ABD BENINGTN	VS	A1	10	10	10	10	
VF 111	MIRAMAR	VF AW JET	A1	14	14	14	14	HS 8	ABD BENINGTN	HS	A1	16	16	16	16	
VA 112	MIRAMAR	VA DAY JET	A1	12	12	12	12	CVSG 55	LOS ALAMITOS							
VA 113	MIRAMAR	VA DAY JET	A1	12	12	12	12	VS 23	LOS ALAMITOS	VS	A1	10	10	10	10	
VF 114	MIRAMAR	VF AW JET	A1	14	14	14	14	VS 25	LOS ALAMITOS	VS	A1	10	10	10	10	
VA 115	MIRAMAR	VA LL	A1	12	12	12	12	HS 4	REAM FIELD	HS	A1	16	16	16	16	
VAH 4 C	WHDBY ISLAND	VA H JET	A1	6	6	6	6	CVSG 57	LOS ALAMITOS							
RCVG 12								VS 35	LOS ALAMITOS	VS	A1	10	10	10	10	
RCVG 12		VT JET	A4	4	4	4	4	VS 37	LOS ALAMITOS	VS	A1	10	10	10	10	
VF 121	MIRAMAR	VF AW JET	A1	44	37	36	36	HS 2	REAM FIELD	HS	A1	16	16	16	16	
VA 122	SAN DIEGO	VA LL	A1	22	22	22	22	RCVSG 51	NORTH ISLAND							
VF 124	MOFFETT FLD	VF AW JET	A1	39	38	39	39	VS 41	SAN DIEGO	VS	A1	9	9	9	9	
VA 125	MOFFETT FLD	VA DAY JET	A4	22	22	22	22	HS 10	REAM FIELD	HS	A1	7	7	7	7	
VA 126	MIRAMAR	VA DAY JET	A1	34	28	28	28	PATROL SODNS LAND PLANE								
VAH 123	WHDBY ISLAND	VA HT JET	A4	4	4	4	4	VP 1	KODIAK	VP L	A1	11	11	11	11	
CVG 14								VP 2	WHDBY ISLAND	VP L	A1	11	11	11	11	
VF 141	MIRAMAR	VF AW JET	A1	14	14	14	14	VP 3	NAHA	VP L	A1	11	11	11	11	
VF 142	MIRAMAR	VF AW JET	A1	14	14	14	14	VP 4	BARBERS PNT	VP L	A1	11	11	11	11	
VA 144	MIRAMAR	VA DAY JET	A1	12	12	12	12	VP 5	ALAMEDA	VP L	A1	11	11	11	11	
VA 145	MIRAMAR	VA LL	A1	12	12	12	12	VP 9	ALAMEDA	VP L	A1	11	11	11	11	
VA 146	MIRAMAR	VA DAY JET	A1	12	12	12	12	VP 17	WHDBY ISLAND	VP L	A1	11	11	11	11	
VAH 4 F	WHDBY ISLAND	VA H JET	A1	6	6	6	6	VP 19	ALAMEDA	VP L	A1	11	11	11	11	
CVG 15								VP 22	IWAKUNI	VP L	A1	11	11	11	11	
VF 151	ABD CORALSEA	VF AW JET	A1	14	14	14	14	VP 28	BARBERS PNT	VP L	A1	11	11	11	11	
VA 152	ABD CORALSEA	VA LL	A1	12	12	12	12	VP 46	SAN DIEGO	VP L	A1	11	11	11	11	
VA 153	ABD CORALSEA	VA DAY JET	A1	12	12	12	12	PATROL SODNS SEA PLANE								
VF 154	ABD CORALSEA	VF AW JET	A1	14	14	14	14	VP 40	SANGLEY PNT	VP S	A1	11	11	11	11	
VA 155	ABD CORALSEA	VA DAY JET	A1	12	12	12	12	VP 42	SAN DIEGO	VP S	A1	11	11	11	11	
VAH 2	ABD CORALSEA	VA H JET	A1	9	9	9	9	VP 47	WHDBY ISLAND	VP S	A1	11	11	11	11	
VAH 10	WHDBY ISLAND	VA H JET	A1	9	9	9	9	VP 48	SAN DIEGO	VP S	A1	11	11	11	11	
CVG 19								VP 50	IWAKUNI	VP S	A1	11	11	11	11	
VF 191	ABD RICHARD	VF AW JET	A1	14	14	14	14	REPLACEMENT PATROL SQUADRON								
VA 192	ABD RICHARD	VA DAY JET	A1	12	12	12	12	VP 31	SAN DIEGO	VP L	A1	9	9	9	9	
VF 193	ABD RICHARD	VF AW JET	A1	14	14	14	14	VP S		VP S	A1	6	6	6	6	
VA 195	ABD RICHARD	VA DAY JET	A1	12	12	12	12	FLEET AIR EARLY WARNING SODNS								
VA 196	ABD RICHARD	VA LL	A1	12	12	12	12	VW 1	AGANA	VW	A1	9	6	6	6	
CVG 21								BARRIER SQUADRONS DISTANT WARNING								
VF 211	ABD LEXINGTN	VF AW JET	A1	14	14	14	14	AEWBARRONPAC	BARBERS PNT	VW	A1	25	25	25	25	
VA 212	ABD LEXINGTN	VA DAY JET	A1	12	12	12	12	VR H		VR H	A5	5	5	5	5	
VF 213	ABD LEXINGTN	VF AW JET	A1	14	14	14	14	HELICOPTER UTILITY SODNS								
VA 215	ABD LEXINGTN	VA LL	A1	12	12	12	12	HU 1	REAM FIELD	HU	A2	49	49	49	49	
VA 216	ABD LEXINGTN	VA DAY JET	A1	12	12	12	12	FLEET TACTICAL SUPPORT SODNS								
VAH 4 L	CUBI PNT	VA H JET	A1	3	3	3	3	VR 21	BARBERS PNT	VR H	A2	17	17	17	17	
SPECIAL SODNS								VR M		VR M	A2	4	4	4	4	
PHOTOGRAPHIC SODNS								VR C		VR C	A2	10	10	10	10	
COMPOSITE PHOTOGRAPHIC SODNS								USMC								
VCP 61	AGANA	VF P JET	A1	12	12	12	12	MARINE HEADQUARTERS SODNS								
VCP 63	MIRAMAR	VF P JET	A1	20	20	20	20	MARS 17	IWAKUNI	VR H	A2	2	2	2	2	
AIR EARLY WARNING SODNS								VR M		VR M	A2	4	4	4	4	
VAW 11	SAN DIEGO	VA AW	A1	10	10	10	10	VT JET		VT JET	A4	4	4	4	4	
VAW 13	AGANA	VA AW	A1	8	8	8	8	VT ME		VT ME	A6	2	2	2	2	
INTERCEPTOR SODN								HU		HU	A2	2	2	2	2	
VFAW 3	SAN DIEGO	VF AW JET	A1	25	25	25	25	VR M		VR M	A2	1	1	1	1	

CONFIDENTIAL

DECLASSIFIED

TABLE I

PROGRAM OPERATING ALLOWANCES

UNIT	LOCATION	CLASS	PRI-MARY OPTG STATUS	OPERATING ALLOWANCES				UNIT	LOCATION	CLASS	PRI-MARY OPTG STATUS	OPERATING ALLOWANCES			
				30 JUN 1961	30 SEP 1961	31 DEC 1961	31 MAR 1962					30 JUN 1961	30 SEP 1961	31 DEC 1961	31 MAR 1962
MARINE FIGHTER SODNS								FLEET BASES OVERSEAS							
VMF 232	KANEHOE	VF DAY JET	A1	20	20	20	20	NAS	AGANA	VR H	A2	1	1	1	1
VMF 312	ATSUGI	VF DAY JET	A1	20	20	20	20			VU SAR	A2	3	3	3	3
VMF 323	EL TORO	VF DAY JET	A1	20	20	20	20			VT ME	A6	1	1	1	1
VMF 451	EL TORO	VF DAY JET	A1	20	20	20	20	NAS	ATSUGI	HU	A2	2	2	2	2
MARINE ALL WEATHER FIGHTER SODNS										VU SAR	A2	2	2	2	2
VMFAW 115	ATSUGI	VF AW JET	A1	20						VT JET	A2	7	7	7	7
VMFAW 324	ATSUGI	VF AW JET	A1	20	20	20	20			VT ME	A6	6	6	6	6
VMFAW 334	EL TORO	VF AW JET	A1	20	20	20	20	NAS CUBI PNT	CUBI PNT	HU	A2	2	2	2	2
VMFAW 513	EL TORO	VF AW JET	A1	20	20	20	20			VU SAR	A2	2	2	2	2
VMFAW 531	ATSUGI	VF AW JET	A1	20	20	20	20			VT JET	A2	2	2	2	2
VMFAW 542	EL TORO	VF AW JET	A1	20	20	20	20			VT ME	A6	3	3	3	3
MARINE ATTACK SODNS								NAF	NAHA	VU SAR	A2	2	2	2	2
VMA 121	EL TORO	VA DAY JET	A1	20	20	20	20	NAVSTA	SANGLEY PNT	VR H	A2	1	1	1	1
VMA 211	EL TORO	VA DAY JET	A1	20	20	20	20			VR M	A2	2	2	2	2
VMA 212	CUBI PNT	VA DAY JET	A1	20	20	20	20			VT ME	A6	1	1	1	1
VMA 214	KANEHOE	VA DAY JET	A1	20	20	20	20			HU	A2	1	1	1	1
VMA 223	EL TORO	VA DAY JET	A1	20	20	20	20	COMUSDOC	TAIWAN	VR M	A2	1	1	1	1
VMA 311	IWAKUNI	VA DAY JET	A1	20	20	20	20	DET A 7TH FLT	TAIWAN	VR C	A2	1	1	1	1
VMA 324	ABD CORALSEA	VA DAY JET	A1	20	20			COMNAVFORJAPAN	YOKOSUKA	VR M	A2	1	1	1	1
VMA 322	IWAKUNI	VA DAY JET	A1			20	20	COMNAVFORKOREA	SEOUL	VT ME	A6	2	2	2	2
VMA 343	EL TORO	VA DAY JET	A1	20	20			FOURTEENTH NAVAL DISTRICT							
MARINE COMPOSITE PHOTOGRAPHIC SODNS								PMRFAC	KWAJALEIN	VU SAR	A2	5	5	5	5
VMCJ 1	CUBI PNT	VF P JET	A1	6	6	6	6	NAS 14 NAVSTD	BARBERS PNT	VR H	A2	1	1	1	1
		VF Q JET	A1	6	6	6	6			VR M	A2	1	1	1	1
VMCJ 3	EL TORO	VF P JET	A1	12	12	12	12			VT JET	A6	3	3	3	3
		VF Q JET	A1	12	12	12	12			VT ME	A6	8	8	8	8
MARINE TRANSPORT SODNS								NAVSTA 14 ND	MIDWAY	HU	A2	2	2	2	2
VMR 253	IWAKUNI	VR H	A2	8	8	8	8			VU SAR	A2	3	3	3	3
		VR M	A2	8	8	8	8	SEVENTEENTH NAVAL DISTRICT							
		VG	A2	7	7	7	7	NAVSTA 17 ND	ADAK	VU SAR	A2	2	2	2	2
VMGR 352	EL TORO	VR H	A2	7	7	5	5	NAVSTA 17 ND	KODIAK	VR H	A2	2	2	2	2
		VG	A2	8	8	10	10			VU SAR	A2	1	1	1	1
MARINE HELICOPTER TRANSPORT SODNS								CV AND AV UTILITY AIRCRAFT							
HMRL 161	ABD KEARSGE	HR L	A1	12	12	14	14	CVA 61 RANGER	ALAMEDA	VR C	A2	1	1	1	1
HMRL 364	SANTA ANA	HR L	A1	20	20	24	24	CVA 31 RICHARD	ALAMEDA	VR C	A2	1	1	1	1
HMRL 162	ABD THETS BY	HR L	A1	24				CVS 33 KERSRGE	LONG BEACH	VR C	A2	1	1	1	1
HMRL 163	ABD BENINGTN	HR L	A1	24	24	24	24	CVS 12 HORNET	BREMERTON	VR C	A2	1	1	1	1
HMRL 261	FUTEMA	HR L	A1	24	24	24	24	CVS 20 BENNING	SAN DIEGO	VR C	A2	1	1	1	1
HMRL 361	SANTA ANA	HR L	A1	24	24	24	24	CVS 10 YORKTWN	BREMERTON	VR C	A2	1	1	1	1
HMRL 362	FUTEMA	HR L	A1	24	24	24	24	CVA 14 TCMRGA	ALAMEDA	VR C	A2	1	1	1	1
HMRL 363	EL TORO	HR L	A1	20	20	24	24	CVA 16 LEXIGTN	LOS ANGELES	VR C	A2	1	1	1	1
HMRM 462	SANTA ANA	HR M	A1	13	13	13	13	CVA 19 HANCOCK	SAN DIEGO	VR C	A2	1	1	1	1
MARINE OBSERVATION SODNS								CVA 34 ORISKNY	ALAMEDA	VR C	A2	1	1	1	1
VMO 2	SUKIRON	VO	A1	9	9	8	8	CVA 41 MIDWAY	ALAMEDA	VR C	A2	1	1	1	1
		HO	A1	12	12	12	12	CVA 43 CRL SEA	ALAMEDA	VR C	A2	1	1	1	1
VMO 6	CAMP PENDLET	VO	A1	12	12	11	11	CVA 63 KITTYHW	ALAMEDA	VR C	A2	1	1	1	1
		HO	A1	15	15	15	15	CVA 64 CONSTEL		VR C	A2				
DIRECT FLEET SUPPORT UNITS OPERATIONAL DEVELOPMENT SODNS								MARINE AIR FMF & FORCE AVIATION MOTRS SODN							
VX 4	POINT MUGU	VF AW JET	A9	8	6	6	6	HMS AFMPPAC	EL TORO	VR H	A2	1	1	1	1
		VA DAY JET	A9	2	2	2	2			VR M	A2	2	2	2	2
		VT JET	A6	1	1	1	1			VT JET	A6	2	2	2	2
		VT ME	A6	1	1	1	1			VT ME	A6	1	1	1	1
VX 5	CHINA LAKE	VA DAY JET	A9	7	7	7	7	MARINE FLEET TRAINING SODNS							
		VA H JET	A9	1	1	1	1	VMT 2	EL TORO	VT JET	A4	20	20	20	20
		VT JET	A6	1	1	1	1	FLT BASES OVERSEAS USMC							
		VT ME	A6	1	1	1	1	MCAS 14 ND	KANEHOE	VR M	A2	1	1	1	1
FLEET UTILITY AND DRONE CONTROL SODNS										VT JET	A6	2	2	2	2
VU 1	BARBERS PNT	VF DAY JET	A8	4	4	4	4			VT ME	A6	2	2	2	2
		VF D JET	A8	10	10	10	10	MCAS 14 ND	KANEHOE	VR M	A2	1	1	1	1
		VF KD JET	A8	3	3	3	3			VT ME	A6	2	2	2	2
		VA DAY	A8	4	4	4	4	MCAS 14 ND	KANEHOE	VR M	A2	1	1	1	1
		VU TOW	A8	2	2	2	2			VT ME	A6	2	2	2	2
		VT D JET	A8	3	3	3	3	MCAS 14 ND	KANEHOE	VR M	A2	1	1	1	1
		VT ME P	A8	1	1	1	1			VT ME	A6	2	2	2	2
		HU	A8	2	2	2	2	MCAS 14 ND	KANEHOE	VR M	A2	1	1	1	1
VU 3	BROWN FIELD	VF D JET	A8	4	4	4	4			VT ME	A6	2	2	2	2
		VP LD	A8	1	1	1	1	MCAS 14 ND	KANEHOE	VR M	A2	1	1	1	1
		VU TOW D	A8	3	3	3	3			VT ME	A6	2	2	2	2
VU 5	ATSUGI	VF DAY JET	A8	5	5	5	5	MCAS 14 ND	KANEHOE	VR M	A2	1	1	1	1
		VF D JET	A8	4	4	4	4			VT ME	A6	2	2	2	2
		VF KD JET	A8	2	2	2	2	MCAS 14 ND	KANEHOE	VR M	A2	1	1	1	1
		VA DAY	A8	4	4	4	4			VT ME	A6	2	2	2	2
		VP LD	A8	1	1	1	1	MCAS 14 ND	KANEHOE	VR M	A2	1	1	1	1
		VU TOW	A8	3	3	3	3			VT ME	A6	2	2	2	2
		VU TOW D	A8	1	1	1	1	MCAS 14 ND	KANEHOE	VR M	A2	1	1	1	1
		VT ME P	A8	2	2	2	2			VT ME	A6	2	2	2	2
		HU	A8	2	2	2	2	MCAS 14 ND	KANEHOE	VR M	A2	1	1	1	1
VU 7	BROWN FIELD	VF DAY JET	A8	18	18	18	18			VU SAR	A2	1	1	1	1
		VR M	A8	1	1	1	1			VT ME	A6	2	2	2	2
		VU TOW	A8	10	10	10	10								
		VT ME P	A8	2	2	2	2								

DECLASSIFIED

TABLE 1

PROGRAM OPERATING ALLOWANCES

UNIT	LOCATION	CLASS	PRI-MARY OPTG. STATUS	OPERATING ALLOWANCES				UNIT	LOCATION	CLASS	PRI-MARY OPTG. STATUS	OPERATING ALLOWANCES			
				30 JUN 1961	30 SEP 1961	31 DEC 1961	31 MAR 1962					30 JUN 1961	30 SEP 1961	31 DEC 1961	31 MAR 1962
NAVAL AIR BASES								ELEVENTH NAVAL DISTRICT							
PAC MISSILE RNG	POINT MUGU	VF P JET	A9	1	1	1	1	NAF 11 NAV DST	CHINA LAKE	VR M	A8	2	2	2	2
		VF D JET	A9	10	10	10	10			HU	A8	1	1	1	1
		VA Q	A9	4	4	4	4	NAS 11 NAV DST	SAN DIEGO	VR M	A8	4	4	4	4
		VS	A9	4	4	4	4			VU L	A8	2	2	2	2
		VP LD	A9	1	1	1	1			VT JET	A6	8	8	8	8
		VR H	A9	4	4	4	4			VT ME	A6	10	10	10	10
		VR M	A9	4	4	4	4			VT SE	A6	6	6	6	6
		VT D JET	A9	1	1	1	1	NAF 11 NAV DST	LITCHFLD PRK	VR M	A8	1	1	1	1
		VT KD JET	A9	1	1	1	1			VT ME	A6	1	1	1	1
		VT ME P	A8	1	1	1	1	NAS 11 NAV DST	MIRAMAR	VR M	A8	2	2	2	2
		VT D	A9	3	3	2	2			VR C	A2	2	2	2	2
		HU	A8	7	7	7	7			VT JET	A6	6	5	3	3
FIRST NAVAL DISTRICT															
NAS 1 NAV DST	QUONSET PNT	VR M	A8	2	2	2	2	NAS 11 NAV DST	POINT MUGU	VT JET	A6	3	3	3	3
		VU SAR	A8	1	1	1	1			VT ME	A6	5	5	5	5
		VT JET	A6	8	11	11	11	NMF	PNT ARGUELLO	HU	A8	2	2	2	2
		VT ME	A6	14	14	14	14			VT JET	A6	1	1	1	1
		VT ME P	A8	1	1	1	1	NAAS 11 NAV DST	REAM FIELD	VT ME	A6	1	1	1	1
		HU	A8	3	3	3	3	TWELFTH NAVAL DISTRICT							
		VP L	A9	1	1	1	1	NAS 12 NAV DST	ALAMEDA	VR H	A8	1	1	1	1
NAS 1 NAV DST	BRUNSWICK	VR M	A8	1	1	1	1			VR M	A8	3	3	3	3
		VU SAR	A8	1	1	1	1			VR C	A2	4	4	4	4
		VT ME	A6	1	1	1	1			VU SAR	A8	1	1	1	1
		HU	A8	1	1	1	1			VU L	A8	2	2	2	2
NADU	SO WEYMOUTH	VR M	A8	1	1	1	1			VT JET	A6	7	7	7	7
		VT ME	A6	1	1	1	1			VT ME	A6	5	5	5	5
THIRD NAVAL DISTRICT															
NTDC	PORT WASHNGT	VT ME	A6	1	1	1	1	NAAS 12 NAV DST	FALLON	HU	A8	1	1	1	1
FOURTH NAVAL DISTRICT															
NAS 4 NAV DST	JOHNSVILLE	VR M	A8	1	1	1	1			VT JET	A6	1	1	1	1
		VU L	A8	1	1	1	1	NAS 12 NAV DST	LEMOORE	HU	A8	2	2	2	2
		VT ME	A6	5	5	5	5			VR M	A8	1	1	1	1
NAS 4 NAV DST	LAKEHURST	VR M	A8	1	1	1	1			VT JET	A6	1	1	1	1
		VT ME	A6	6	6	6	6			VT ME	A6	3	3	3	3
FIFTH NAVAL DISTRICT															
NAS 5 NAV DST	NORFOLK	VS	A8	2	2	2	2	NAS 12 NAV DST	MOFFETT FLD	HU	A8	1	1	1	1
		VR H	A8	1	1	1	1			VR C	A2	1	1	1	1
		VR M	A8	7	7	7	7			VT JET	A6	1	1	1	1
		VR C	A2	1	1	1	1	NAF 12 NAV DST	MONTEREY	HU	A8	4	4	4	4
		VU SAR	A8	2	2	2	2			VT JET	A6	6	6	6	6
		VU L	A8	2	2	2	2			VT ME	A6	1	1	1	1
		VT ME	A6	20	20	20	20			VT SE	A6	11	11	11	11
		VT ME P	A8	1	1	1	1			HU	A8	1	1	1	1
		VT SE	A6	7	7	7	7	THIRTEENTH NAVAL DISTRICT							
		VT ME	A6	2	2	2	2	NAS 13 NAV DST	WHDBY ISLAND	VR H	A2	1	1	1	1
NAS 5 NAV DST	OCEANA	VR M	A8	2	2	2	2			VR M	A8	2	2	2	2
		VT JET	A6	7	5	5	5			VR C	A2	1	1	1	1
		VT ME	A6	2	2	2	2			VU SAR	A8	1	1	1	1
		HU	A8	2	2	2	2			VT JET	A6	1	1	1	1
SIXTH NAVAL DISTRICT															
NAS 6 NAV DST	JACKSONVILLE	VR M	A8	3	3	3	3			VT ME	A6	2	2	2	2
		VU L	A8	2	2	2	2			HU	A8	2	2	2	2
		VT JET	A6	5	5	5	5	POTOMAC RIVER NAVAL COMMAND							
		VT ME	A6	4	4	4	4	NAS ANACOSTIA	ANACOSTIA	VR H	A8	2	2	2	2
		HU	A8	2	2	2	2			VR M	A8	6	6	6	6
NAS 6 NAV DST	KEY WEST	VR H	A8	1	1	1	1			VU L	A8	4	4	4	4
		VU SAR	A8	1	1	1	1			VT JET	A6	15	15	15	15
		VT JET	A6	1	1	1	1			VT ME	A6	44	44	44	44
		VT ME	A6	1	1	1	1			VT ME P	A8	2	2	2	2
		HU	A8	1	1	1	1			VT SE	A6	11	11	11	11
NAVSTA	MAYPORT	VT ME	A6	1	1	1	1	NWL	DAHLGREN	VT ME	A6	1	1	1	1
		HU	A8	1	1	1	1	NAS	PTXNT RIV	VR H	A9	1	1	1	1
NAS 6 NAV DST	SANFORD	VR M	A8	2	2	2	2			VR M	A8	1	1	1	1
		VT JET	A6	1	1	1	1			VU SAR	A8	1	1	1	1
		VT ME	A6	2	2	2	2			VT JET	A6	4	3	2	2
		VT SE	A6	1	1	1	1			HU	A8	1	1	1	1
NAS 6 NAV DST	CECIL FIELD	HU	A8	1	1	1	1	SEVERN RIVER NAVAL COMMAND							
		VR M	A8	1	1	1	1	NAF ANNAPOLIS	ANNAPOLIS	VU SAR	A6	10	10	10	10
		VT JET	A6	3	3	3	3			HU	A8	1	1	1	1
		VT ME	A6	2	2	2	2	BUWEP INSPECTORS AND REPRESENTATIVES							
		VT SE	A6	2	2	2	2	BWFLTRREP CEN	WRGT PAT AFB	VR M	A8	1	1	1	1
		HU	A8	1	1	1	1			VT ME	A6	2	2	2	2
EIGHTH NAVAL DISTRICT															
NASWF	KIRTLAND AFB	VR M	A8	1	1	1	1	BWR AKRON	AKRON	VT ME	A8	1	1	1	1
NINTH NAVAL DISTRICT															
COMNAVCONAD	COLORADO SPR	VR M	A8	1	1	1	1	BWR BALTIMORE	BALTIMORE	VT ME	A8	1	1	1	1
		VT JET	A6	1	1	1	1	BWR BUFFALO	BUFFALO	VT ME	A6	1	1	1	1
NAVCRUIT STA	DENVER	VT ME	A6	2	2	2	2	BWR BURBANK	BURBANK	VT ME	A8	1	1	1	1
								BWR COLUMBUS	COLUMBUS	VT ME	A6	2	2	2	2
								BWR EST HRTFRD	EST HARTFORD	VT ME	A8	1	1	1	1
								BWR EL SEGUNDO	EL SEGUNDO	VT ME	A8	1	1	1	1
								BWR ST LOUIS	ST LOUIS	VT ME	A8	1	1	1	1
								BWR TETERBORO	TETERBORO	VT ME	A8	1	1	1	1
								AVIONICS FAC	INDIANAPOLIS	VT ME	A8	1	1	1	1

DECLASSIFIED

TABLE 1

PROGRAM OPERATING ALLOWANCES

UNIT	LOCATION	CLASS	PRI-MARY OPTG. STATUS	OPERATING ALLOWANCES				UNIT	LOCATION	CLASS	PRI-MARY OPTG. STATUS	OPERATING ALLOWANCES			
				30 JUN 1961	30 SEP 1961	31 DEC 1961	31 MAR 1962					30 JUN 1961	30 SEP 1961	31 DEC 1961	31 MAR 1962
MARINE CORPS BASES AND AIR STATIONS															
HMX 1	QUANTICO	HQ	A9	4	4	4	4	NATECHTRAU	LAKEHURST	VT NAV	A4	1	1	1	1
		HR L	A9	18	18	18	18	NATECHTRAU	OLATHE	VT JET	A4	5			
		VR M	A8	2	2	2	2			VT ME	A4	4			
MCAAS	YUMA	VT JET	A6	2	2	2	2	NATECHTRAU	PENSACOLA	VF P JET	A4	8	8	8	8
		VT ME	A6	1	1	1	1			VT JET	A4	1	1	1	1
		HU	A8	2	2	2	2			VT ME P	A4	6	6	6	6
MCAS SO6ES	EL TORO	VR M	A8	3	3	3	3	NATECHTRAU	PHILADELPHIA	VT ME	A6	1	1	1	1
		VU L	A6	1	1	1	1	NAS	GLYNCO	VR M	A8	1	1	1	1
		VT JET	A6	1	1	1	1			VT ME	A6	2	2	2	2
		VT ME	A6	5	5	5	5	NAVICOFFSCOL	GLYNCO	HU	A8	1	1	1	1
		HU	A8	2	2	2	2			VF AW JET	A4	36	36	36	36
MCAS SO6ES	CHERRY POINT	VR H	A8	1	1	1	1			VS	A4	4	4	4	4
		VR M	A8	2	2	2	2			VW	A4	6	6	6	6
		VU L	A6	1	1	1	1			VT JET	A4	3	3	3	3
		VT JET	A6	1	1	1	1			VT ME	A4	4	4	4	4
		VT ME	A6	1	1	1	1			VT SE	A4	7	7	7	7
		HU	A8	2	2	2	2	NAS	MEMPHIS	VR M	A8	3	3	3	3
MCAS AES 12	QUANTICO	VR M	A8	2	2	2	2			VT JET	A6	2	2	2	2
		VT ME	A6	6	6	6	6			VT ME	A6	5	5	5	5
		VT ME P	A8	1	1	1	1			VT ME P	A8	1	1	1	1
		VT SE	A8	7	7	7	7			VT SE	A6	2	2	2	2
MCAF	NEW RIV JAX	VR M	A8	1	1	1	1			HU	A8	1	1	1	1
		VT ME	A6	1	1	1	1								
		VT SE	A6	2	2	2	2								
HQ MC FLT SECT	ANACOSTIA	VR H	A8	1	1	1	1								
		VR M	A8	2	2	2	2								
		VU L	A8	2	2	2	2								
		VT SE	A6	10	10	10	10								
MCAS	BEAUFORT	VR M	A8	2	2	2	2								
		VT SE	A6	2	2	2	2								
		HU	A8	2	2	2	2								
NAVAL AIR TRAINING COMMAND															
NAVAL AIR BASIC TRAINING COMMAND															
TRARON 7	KINGSVILLE	VT JET	A3	65	65	65	65								
		VT ME	A6	1	1	1	1								
NAS NABTC	MERIDIAN	VR M	A8	1	1	1	1								
		VT ME	A6	2	2	2	2								
		VT SE	A6	2	2	2	2								
		HU	A8	2	2	2	2								
NAAS NABTC	SAUFLEY FLD	VT ME	A6	5	5	5	5								
		VT SE	A6	5	5	5	5								
TRARON 1	SAUFLEY FLD	VT SE	A3	136	136	136	136								
TRARON 5	SAUFLEY FLD	VT SE	A3	39	39	39	39								
NAAS NABTC	WHITING FLD	VT ME	A6	4	4	4	4								
		VT SE	A6	6	6	6	6								
TRARON 2	WHITING FLD	VT SE	A3	148	148	148	148								
TRARON 3	WHITING FLD	VT SE	A3	149	149	149	149								
TRARON 6	WHITING FLD	VT ME	A3	20	20	20	20								
HT 8	ELLYSON FLD	HU	A3	31	32	32	32								
		HT	A3	27	26	26	26								
NAS NABTC	PENSACOLA	VF DAY JET	A4	6	6	6	6								
		VR H	A8	4	4	4	4								
		VR M	A8	2	2	2	2								
		VU SAR	A8	2	2	2	2								
		VT JET	A4	2	2	2	2								
		VT JET	A5	6	6	6	6								
		VT ME	A3	4	4	4	4								
		VT ME	A6	11	11	11	11								
		VT SE	A3	16	16	16	16								
		VT SE	A6	15	15	15	15								
		HU	A8	3	3	3	3								
TRARON 4	PENSACOLA	VT JET	A3	84	84	84	84								
NAVAL AIR ADVANCED TRAINING COMMAND															
NAAS NAATC	KINGSVILLE	VT ME	A6	2	2	2	2								
		HU	A8	2	2	2	2								
TRARON 21	KINGSVILLE	VA DAY JET	A3	24	24	24	24								
		VT JET	A3	23	23	23	23								
TRARON 22	KINGSVILLE	VA DAY JET	A3	23	23	23	23								
		VT JET	A3	22	22	22	22								
TRARON 23	KINGSVILLE	VF DAY JET	A3	32	32	32	32								
TRARON 28	CRPS CHRISTI	VS	A3	52	52	52	52								
TRARON 29	CRPS CHRISTI	VT NAV	A3	8	8	8	8								
TRARON 30	CRPS CHRISTI	VA DAY	A3	29	29	29	29								
TRARON 31	CRPS CHRISTI	VP L	A3	10	10	10	10								
		VP S	A3	7	10	10	10								
NAS NAATC	CRPS CHRISTI	VR M	A8	3	3	3	3								
		VU L	A8	2	2	2	2								
		VT JET	A6	2	2	2	2								
		VT ME	A6	5	5	5	5								
		VT ME P	A8	1	1	1	1								
		VT NAV	A3	4	4	4	4								
		HU	A8	2	2	2	2								
NAAS NAATC	CHASE	VT ME	A6	2	2	2	2								
		HU	A8	2	2	2	2								
TRARON 24	CHASE	VA DAY JET	A3	24	24	24	24								
		VT JET	A3	23	23	23	23								
TRARON 25	CHASE	VA DAY JET	A3	23	23	23	23								
		VT JET	A3	22	22	22	22								
TRARON 26	CHASE	VF DAY JET	A3	32	32	32	32								
NAAS NAATC	NEW IBERIA	VT ME	A6	2	2	2	2								
		HU	A8	2	2	2	2								
TRARON 27	NEW IBERIA	VS	A3	48	48	48	48								

~~CONFIDENTIAL~~

DECLASSIFIED

TABLE 1A

PROGRAM OPERATING ALLOWANCES *

SUBCLASS	TOTAL	LANT USN	LANT USMC	PAC USN	PAC USMC	NABS USN	NABS USMC	BWRS	NABTC	NAATC	NATTC	NART	RDT&E
TOTAL	7268	1550	449	1648	696	461	92	14	796	433	111	850	168
VF DAY JET	444	27	80	27	80				6	64		136	24
VF AW JET	802	260	40	340	100						36		26
VF P JET	98	27	9	32	18						8		3
VF D JET	34	6		18		10							
VF KD JET	5			5									
VF Q JET	24		6		18								
VF D JET	3												3
VA DAY JET	1002	208	120	267	160					94		136	17
VA P JET	25	12		12									1
VA Q JET	19	9		9									1
VA HT JET	8	4		4									
VA H JET	173	95		71									7
VA DAY	123	4	2	8						29		76	4
VA AW	55	32		18									5
VA W	79	29		48									2
VA Q	2					2							
VA LL	229	107		122									4
VS	478	115		89		6				100	4	160	
VP L	394	157		119		1				10		96	11
VP LD	6	2		2		1							1
VP S	95	27		61						7			
VW	79	26		34		6					6		7
VW Q	6	3		3									
VO	30		9		21								
VR H	142	26	3	28	20	12	2		4			44	3
VR M	222	48	37	14	24	46	14	1	3	3	4	21	7
VR C	67	33		23		9						1	1
VG	8				8								
VU SAR	55	12		19	1	20			2				1
VU TOW	27	11		15									1
VU TOW D	4			4									
VU L	27	7				13	3			2		2	
VT JET	615	54	34	79	45	80	5		157	92	11	40	18
VT D JET	5			3		2							
VT KD JET	1					1							
VT ME	360	21	2	27	9	169	14	13	45	11	16	33	
VT ME P	25			5		7	1			1	7	4	
VT SE	642	9		8		39	21		516		16	28	5
VT NAV	13									12	1		
VT D	7	2				3							2
HS	239	92		71								69	7
HO	40		9		27		4						
HR L	251		84		148		18						1
HR M	29		14		13		2						
HU	234	77		63	4	33	8		36	8	2		3
HT	31								27			4	
ZP	6	4											2
ZW	5	4											1

* AS OF 30 JUNE

~~CONFIDENTIAL~~

DECLASSIFIED

CONFIDENTIAL

TABLE 1B

PROGRAM OPERATING ALLOWANCES *

LANT

SUBCLASS	TOTAL	NAVY COMBAT	FLT TRNG.	OCEAS BASES	FASRONS	VURONS	OPTVFOR	CV UTILITY	ATT. & MISS	AIRCRAFT FERRY SODN	MARINE COMBAT	H & HS	VMT-1
TOTAL	1999	1301	69	70		50	29	15	16		423	6	20
VF DAY JET	107					27					80		
VF AW JET	300	260									40		
VF P JET	36	27									9		
VF D JET	6					6							
VF Q JET	6										6		
VA DAY JET	328	208									120		
VA P JET	12	12											
VA Q JET	9	9											
VA HT JET	4	4											
VA H JET	95	95											
VA DAY	6			4							2		
VA AW	32	32											
VA W	29	29											
VA LL	107	107											
VS	115	111					4						
VP L	157	154					3						
VP LD	2					2							
VP S	27	26					1						
VW	26	26											
VW Q	3		3										
VO	9										9		
VR H	29	13	3	5			5				2	1	
VR M	85	13	1	19			3		12		36	1	
VR C	33	18						15					
VU SAR	12			10					2				
VU TOW	11					11							
VU L	7			2			5						
VT JET	88		54								12	2	20
VT ME	23			19			1		1			2	
VT SE	9		8	1									
VT D	2					2							
HS	92	89					3						
HO	9										9		
HR L	84										84		
HR M	14										14		
HU	77	60		10		2	4		1				
ZP	4	4											
ZW	4	4											

* AS OF 30 JUNE

CONFIDENTIAL

~~CONFIDENTIAL~~

DECLASSIFIED

TABLE 1B

PROGRAM OPERATING ALLOWANCES *

LANT

SUBCLASS	TOTAL	VF DAY JET	VF AW JET	VF P JET	VF D JET	VF Q JET	VA DAY JET	VA P JET	VA Q JET	VA HT JET	VA H JET	VA DAY	VA AW	VA W	VA LL	VS	VP L	VP LD	VP S	VM S	VM Q	VO	VR H	VR M	VR C	VU SAR	VU TOW	VU L	VT JET	VT ME	VT SE	VT D	HS	HO	HR L	HR L	HR M	HU	ZP	ZM	
TOTAL	1999	107	300	36	6	6	328	12	9	4	95	6	32	29	107	115	157	2	27	26	3	13	29	85	33	33	7	88	23	9	2	92	9	84	77	14	4	4	4		
NAVY COMBAT	1301	260	27	208	208	12	12	12	9	95	95	6	32	29	107	111	154	2	27	26	3	13	29	85	33	33	7	88	23	9	2	92	9	84	77	14	4	4	4		
FIL TRNG	69																				3	13	29	85	33	33	7	88	23	9	2	92	9	84	77	14	4	4	4		
OSEAS BASES	70							4													5	19	13	29	85	33	33	7	88	23	9	2	92	9	84	77	14	4	4	4	
FASONS																					1	3	5	29	85	33	33	7	88	23	9	2	92	9	84	77	14	4	4	4	
VURONS	50	27			6													2			1	3	5	29	85	33	33	7	88	23	9	2	92	9	84	77	14	4	4	4	
OPTVFOR	29																			1	3	5	29	85	33	33	7	88	23	9	2	92	9	84	77	14	4	4	4		
CV UTILITY	15																				15	3	5	29	85	33	33	7	88	23	9	2	92	9	84	77	14	4	4	4	
ATT. & MISS	16																					12	3	5	29	85	33	33	7	88	23	9	2	92	9	84	77	14	4	4	4
AIRCRAFT FERRY																						12	3	5	29	85	33	33	7	88	23	9	2	92	9	84	77	14	4	4	4
SODN																						9	3	5	29	85	33	33	7	88	23	9	2	92	9	84	77	14	4	4	4
MARINE COMBAT	423	80		6	9	120		2													9	3	5	29	85	33	33	7	88	23	9	2	92	9	84	77	14	4	4	4	
H & HS	6																					1	1	1	1	1	1	1	1	1	1	1	1	1	1	1	1	1	1	1	
VMT-1	20																					2	2	2	2	2	2	2	2	2	2	2	2	2	2	2	2	2	2	2	2

* AS OF 30 JUNE

~~CONFIDENTIAL~~

~~CONFIDENTIAL~~

DECLASSIFIED

TABLE 1C

PROGRAM OPERATING ALLOWANCES *
PAC

SUBCLASS	TOTAL	NAVY COMBAT	FLT. TRNG.	OCEAS BASES	FASRONS	VURONS	OPTEFOR	CV UTILITY	ATT. & MISS	AIRCRAFT FERRY SCDN	MARINE COMBAT	H & HS	VMT-2
TOTAL	2344	1359	82	90		92	22	12	4		657	6	20
VF DAY JET	107					27					80		
VF AW JET	440	332					8				100		
VF P JET	50	32									18		
VF D JET	18					18							
VF KD JET	5					5							
VF Q JET	18										18		
VA DAY JET	427	258					9				160		
VA P JET	12	12											
VA Q JET	9	9											
VA HT JET	4	4											
VA H JET	71	70					1						
VA DAY	8					8							
VA AW	18	18											
VA W	48	48											
VA LL	122	122											
VS	89	89											
VP L	119	119											
VP LD	2					2							
VP S	61	61											
VW	34	34											
VW Q	3		3										
VO	21										21		
VR H	48	17	5	6							19	1	
VR M	38	4	1	7		1			3		20	2	
VR C	23	10		1				12			8		
VG	8												
VU SAR	20			20									
VU TOW	15					15							
VU TOW D	4					4							
VT JET	124		65	14			2				21	2	20
VT D JET	3					3							
VT ME	36			30			2		1		2	1	
VT ME P	5					5							
VT SE	8		8										
HS	71	71											
HO	27										27		
HR L	148										148		
HR M	13										13		
HU	67	49		12		4					2		

* AS OF 30 JUNE

~~CONFIDENTIAL~~

TABLE 2
 LOCATION OF AIRCRAFT INVENTORY AND
 PLANNED OPERATING ASSIGNMENTS
 BY COMMAND AND UNIT

LANT	UNIT	LOCATION	MODEL	INVENTORY				PLANNED OPERATING ASSIGNMENTS			
				S	T	U	V	S	T	U	V
CARRIER AIR GROUPS											
VF 14	ABD ROOSEVLT	F3H 2	A1	12	14	14	14	12	14	14	14
VF 11	ROTA	F8U 1	A1	13	14	14	14	13	14	14	14
VA 15	ABD ROOSEVLT	AD 6	A1	12	12	12	12	12	12	12	12
VA 46	ABD SHANGRLA	A4D 2N	A1	12	12	12	12	12	12	12	12
VA 172	ABD ROOSEVLT	A4D 2	A1	12	12	12	12	12	12	12	12
VAH 11	ABD ROOSEVLT	A3D 2	A1	8	10	9	9	8	10	9	9
VF 31	CECIL FIELD	F3H 2	A1	12	14	14	14	12	14	14	14
VF 32	CECIL FIELD	F8U 2N	A1	3	14	14	14	3	14	14	14
VA 34	CECIL FIELD	A4D 2	A1	12	12	12	12	12	12	12	12
VA 35	JACKSONVILLE	AD 6	A1	12	12	12	12	12	12	12	12
VA 36	CECIL FIELD	A4D 2	A1	1	1	1	1	1	1	1	1
VAH 9	SANFORD	A3U 1	A1	12	12	12	12	12	12	12	12
RCVG 4		A3D 2	D5	1	1	1	1	1	1	1	1
VA 43	OCEANA	A4D 2	A1	17	10	10	10	17	10	10	10
VF 101	KEY WEST	F3H 2	A1	1	9	14	14	1	9	14	14
VF 41	OCEANA	F3H 2	A1	3	10	14	14	3	10	14	14
VF 84	OCEANA	F8U 2	A1	13	13	14	14	13	13	14	14
DET A	OCEANA	F4H 1	A1	10	10	10	10	10	10	10	10
VF 174	CECIL FIELD	F8U 2	A1	5	6	6	6	5	6	6	6
VAH 1	SANFORD	A3D 2	A1	1	1	1	1	1	1	1	1
VA 72	OCEANA	A4D 2	A1	2	2	2	2	2	2	2	2
VA 86	OCEANA	A4D 2	A1	1	1	1	1	1	1	1	1
VA 75	OCEANA	AD 6	A1	12	12	12	12	12	12	12	12
VA 76	OCEANA	A4D 2	A1	3	3	3	3	3	3	3	3
VA 66	OCEANA	A4D 2	A1	2	2	2	2	2	2	2	2
VA 65	OCEANA	AD 6	A1	8	8	8	8	8	8	8	8
VA 74	OCEANA	F4H 1	A1	1	1	1	1	1	1	1	1
VA 33	OCEANA	F8U 1	D5	1	1	1	1	1	1	1	1
VAH 3	SANFORD	A3D 2T	A1	1	1	1	1	1	1	1	1
VA 44	JACKSONVILLE	A4D 2	A1	6	8	10	10	6	8	10	10

DECLASSIFIED

TOTAL PROGRAM & NON-PROGRAM AIRCRAFT

CONFIDENTIAL

TABLE 2

LOCATION OF AIRCRAFT INVENTORY AND
PLANNED OPERATING ASSIGNMENTS

BY COMMAND AND UNIT

LANT UNIT	LOCATION	MODEL	INVENTORY		PLANNED OPERATING ASSIGNMENTS				LANT UNIT	LOCATION	MODEL	INVENTORY		PLANNED OPERATING ASSIGNMENTS			
			S T A T U S	NO. ON BOARD	30 JUN 1961	30 SEP 1961	31 DEC 1961	31 MAR 1962				S T A T U S	NO. ON BOARD	30 JUN 1961	30 SEP 1961	31 DEC 1961	31 MAR 1962
CVSG 52													VP 56				
VS 28	ABD WASP	S2F 1	A1	5	10	10	10	10	NORFOLK	P2V 7S	A1	7	11	11	11		
		S2F 1S	A1	4						P2V 7S	D5	2	5	8			
		S2F 1S	B	1						P5M 2S	A1	1	2				
		S2F 1S	D5	1					P5M 1	A1	3*	12*	10	11	11		
				2*	10*	10	10	10	PATROL SQDNS SEA PLANE								
VS 31	ABD WASP	S2F 1	A1	4	10	10	10	10	BERMUDA	P5M 2S	A1	10	11	11	11		
		S2F 1	B	1						P5M 1S	A1	1	11*	11	11		
		S2F 1S	D5	1	6								*	11*	11	11	
		S2F 1S	A1	1	10*	10	10	10	BERMUDA	P5M 2S	A1	9	11	11	11		
		S2F 1S	Y	3*	10*	10	10	10		P5M 1	A1	1	11*	11	11		
												*	11*	11	11		
HS 11	ABD WASP	HSS 1	A1	6	10	16	16	16	REPLACEMENT PATROL SQUADRON								
		HSS 1N	A1	*	16*	16	16	16									
CVSG 58													VP 30				
VS 26	NORFOLK	S2F 3	A1	9	10	10	10	10	JACKSONVILLE	P2V 7S	A1	6	5	6	6		
		S2F 1	B	1	1*	9*	10	10		10	P2V 7S	D5	1	6	7	7	
VS 36	NORFOLK	S2F 3	A1	10	10	10	10	10	DET A	P2V 5FS	A1	1	1	2	2		
		S2F 1S	D5	1	1*	10*	10	10		10	P2V 5FS	A4	1*	13*	12	15	
HS 7	NORFOLK	HSS 1	A1	3	3				NORFOLK	P5M 2S	A1	1					
		HSS 1	B	3	13	16	16	16		P5M 2S	G5	1	1	1	1		
		HSS 1N	A1	1	13	16	16	16		P5M 1S	A1	1	1	2			
		HSS 1N	B	4*	16*	16	16	16	P5M 1S	G5	2*	3*	3				
RCVSG 50													VP 30				
VS 30	KEY WEST	S2F 3	A1	2	11	11	3	3	LAKEHURST	ZPG 2	A1	2	4	4	4		
		S2F 1	A1	1						ZPG 2W	A1	1	3*	4	4		
		S2F 1	D5	1	9								*	3*	4	4	
		S2F 1S	A1	1	9					LAKEHURST	ZPG 2	A2	1	3	3	3	
		S2F 1S1	A1	1*	13*	11	11	11			ZPG 3W	A1	1	3	3	3	
HS 1	KEY WEST	HSS 2	A1	6	5	5	4	4	LAKEHURST	ZPG 3W	A2	1	1	1	1		
		HSS 1	B	3	4	4	5	5		ZPG 2W	A1	1	1	1	1		
		HSS 1N	A1	*	9*	9	9	9		ZPG 2W	D5	1	2*	4	4		
											1*	2*	4	4			
PATROL SQDNS LAND PLANE													VP 30				
VP 5	JACKSONVILLE	P2V 5FS	A1	*	11*	11	11	11	FLEET AIR EARLY WARNING SQDNS								
VP 7	BRUNSWICK	P2V 5FS	A1	*	11*	11	11	11	PTXNT RIVER	WV 2	A1	6	6				
VP 8	NORFOLK	P2V 5FS	A1	*	11*	11	11	11		WV 2	A2	*	6*	6			
VP 10	ROTA	P2V 5FS	A1	*	11*	11	11	11	ROOSEVLT RDS	WV 3	A1	5	6	6			
VP 11	BRUNSWICK	P2V 7S	A1	*	11*	11	11	11		WV 3	A2	2	5*	6	6		
VP 16	SIGONELLA	P2V 5FS	A1	*	11*	11	11	11	ROOSEVLT RDS	WV 3	D6	2*	5*	6			
VP 18	JACKSONVILLE	P2V 7S	A1	*	11*	11	11	11		WV 3	D6	2*	5*	6	6		
VP 21	BRUNSWICK	P2V 7S	A1	*	11*	11	11	11	BARRIER SQDNS DISTANT WARNING								
VP 23	ARGENTIA	P2V 7S	A1	*	11*	11	11	11	ARGENTIA	WV 2	A1	10	12	12			
VP 24	NORFOLK	P2V 7S	A1	*	11*	11	11	11		WV 2	A2	1	10	12	12		
VP 26	BRUNSWICK	P2V 5FS	A1	*	11*	11	11	11	ARGENTIA	WV 2	B	1	10	12			
VP 44	NORFOLK	P2V 5FS	A1	*	11*	11	11	11		WV 2	D6	1	10	12			
		P2V 7S	D5	1	2*	11*	11	11	PTXNT RIVER	WV 2	G5	3	6*	6			
		P2V 7S	D5	1	2*	11*	11	11		WV 2	G5	2	6	6	6		
				2*	11*	11	11	11	PTXNT RIVER	WV 2	HF	3	6*	6			
				2*	11*	11	11	11		WV 2	HF	1	6*	6			
				2*	11*	11	11	11	PTXNT RIVER	WV 2	EO	4	5				
				2*	11*	11	11	11		WV 2	EO	1	5*	5*			
				2*	11*	11	11	11	AEWTRAUNIT								
				2*	11*	11	11	11	PTXNT RIVER	RTV 1	A1	1	3	3			
				2*	11*	11	11	11		RTV 1	A5	1	3	3			
				2*	11*	11	11	11	RTV 1	B	1*	4*	3	3			
HELICOPTER UTILITY SQDNS													HU 2				
HU 2	LAKEHURST	HU2K 1	A1	4	11	14	21	21	LAKEHURST	HUS 1A	A1	1	1	1			
		HUS 1A	A1	1	11	11	11	11		HUP 3	A1	11	16	14			
		HUP 3	A2	11	12	6	3	3		HUP 3	A2	11	12	6			
		HUP 2	A1	7	12	6	3	3		HUP 2	A1	7	12	6			
		HUP 2	A2	*	18*	33	32	32		33	HUP 2	A2	*	18*	33		
				1*	12*	11	11	11	NORFOLK	HUS 1	A2	1					
				1*	12*	11	11	11		HUP 3	A2	2					
				1*	12*	11	11	11		HUP 2	A2	1					

CONFIDENTIAL

CONFIDENTIAL

TOTAL PROGRAM & NON-PROGRAM AIRCRAFT

DECLASSIFIED

TABLE 2

LOCATION OF AIRCRAFT INVENTORY AND PLANNED OPERATING ASSIGNMENTS

BY COMMAND AND UNIT

LANT UNIT	LOCATION	MODEL	INVENTORY		PLANNED OPERATING ASSIGNMENTS				LANT UNIT	LOCATION	MODEL	INVENTORY		PLANNED OPERATING ASSIGNMENTS				
			S T A T U S	NO. ON BOARD	30 JUN 1961	30 SEP 1961	31 DEC 1961	31 MAR 1962				S T A T U S	NO. ON BOARD	30 JUN 1961	30 SEP 1961	31 DEC 1961	31 MAR 1962	
																		POOL
HU 2 DET 22	ABD SPRNGFLD	HUP 3	A2	1					H6MS 24	CHERRY POINT	R4D 8	A2		1	1	1	1	
DET 26	ABD LTE ROCK	HUP 2	A2	1*							R4D 6	A2			3	3	3	3
DET 34	ABD CHMPLAIN	HUP 2	A2	1							F9F 8T	A2						
DET 42	ABD FORRESTL	HUP 3	A2	1*					H6MS 26	NEW RIV JAX	R4D 8	A2	*	1*	1	1	1	1
DET 44	ABD SHANGRLA	HUP 3	A2	2							F9F 8T	B						
DET 45	ABD ESSEX	HUP 3	A2	2*					H6MS 32	CHERRY POINT	R4D 5 6	A2		1	1	1	1	1
DET 48	ABD WASP	HUP 3	A2	2*							R4D 6	A2	*	3	3	3	3	3
HU 4	LAKEHURST	HRS 3	A1	1		8	8	8			F9F 8T	D5		4*	4	4	4	4
		HRS 3	A2	1*														
		HUS 1A	A1	10		2	2	2	2									
		HUL 1	A1			6	6	6	6									
		HUL 1	A2	4														
		HUP 2	A1			3	5	5	4									
		HTL 7	A1			6	6	6	4									
				14*		25	27	27	26									
DET 69	ABD GLACIER	HRS 3	A2	1														
		HTL 7	A2	1														
				2*														
DET 71	ABD EDISTO	HRS 3	A2	1														
		HTL 7	A2	1														
				2*														
DET 73	ABD EASTWIND	HRS 3	A2	1														
		HTL 7	A2	1														
				2*														
DET 76	ABD TANNER	HRS 3	A2	1														
		HTL 7	A2	1														
				2*														
DET 93	ABD TACONIC	HUL 1	A2	1														
				1*														
DET 85	ABD ALTAIR	HUS 1A	A2	1														
				1*														
DET 97	ABD OSSER IS	HRS 3	A2	1														
				1*														
DET 91	ABD RUSHMORE	HUL 1	A2	1														
				1*														
<u>FLEET TACTICAL SUPPORT SQDNS</u>																		
VR 1	PTXNT RIVER	R6D 1	A2	2	2	2	2	2	2									
		R6D 1Z	A2	4	4	4	4	4	4									
		R5D 2	A2	1	1	1	1	1	1									
		R5D 2Z	A2	1														
		R4Y 1	A2	7	8	8	8	8	8									
				14*	15	15	15	15	15									
VR 24	PORT LYAUTEY	R5D 5	A2	6	6	6	6	6	6									
		R4Q 2	A2	4	4	4	4	4	4									
		TF 1	A2		8	8	8	8	8									
				10*	18	18	18	18	18									
DET	NAPLES	TF 1	A2	8														
		TF 1	D5	1	8*													
VRC 40	NORFOLK	TF 1	A2	10	10	10	10	10	10									
		TF 1	B	1														
				1*	10*	10	10	10	10									
<u>USMC</u>																		
<u>MARINE HEADQUARTERS SQDNS</u>																		
MARS MWSG 27	CHERRY POINT	A4D 2	B	6														
		AD 5	A1	1		2												
		AD 5	A2	1		1	1	1	1									
		R5D 2 3	A2			1	1	1	1									
		R5D 5	A2	1		1	1	1	1									
		R5D 3	A2	2														
		R4D 8	A2	3	2	2	2	2	2									
		R4D 5 6	A2		1	1	1	1	1									
		F9F 8T	A6		4	4	4	4	4									
				6*	12*	11	9	9	9									
H6MS 14	CHERRY POINT	R4D 5 6	A2			1	1	1	1									
		R4D 6	A2			1												
		F9F 8T	A2			2	2	2	2									
		F9F 8T	D5	1														
				1*	3*	3	3	3	3									
<u>MARINE COMPOSITE PHOTOGRAPHIC SQDNS</u>																		
VMCJ 2	CHERRY POINT	F8U 1P	A1			9	9	9	9									
		F8U 1P	B	1														
		F8U 1P	D5	1														
		F9D 2Q	A1			6	6	6	6									
				2*	15*	15	15	15	15									
<u>MARINE TRANSPORT SQDNS</u>																		
VMR/VMR 252	CHERRY POINT	R4Q 2	A2			20	20	20	14									
		R4Q 2	B	1														
		GV 1	A2	1*	20*	20	20	20	17									

CONFIDENTIAL

DECLASSIFIED

TOTAL PROGRAM & NON-PROGRAM AIRCRAFT

TABLE 2

LOCATION OF AIRCRAFT INVENTORY AND
PLANNED OPERATING ASSIGNMENTS

BY COMMAND AND UNIT

LANT UNIT	LOCATION	MODEL	INVENTORY		PLANNED OPERATING ASSIGNMENTS				LANT UNIT	LOCATION	MODEL	INVENTORY		PLANNED OPERATING ASSIGNMENTS			
			S T A T U S	NO. ON BOARD	30 JUN 1961	30 SEP 1961	31 DEC 1961	31 MAR 1962				S T A T U S	NO. ON BOARD	30 JUN 1961	30 SEP 1961	31 DEC 1961	31 MAR 1962
VMR 353	CHERRY POINT	R4Q 2 R4Q 2	AZ B	1 9*	9 9	9 9	12 12	12 12	12 12	12 12	12 12	12 12	12 12	12 12	12 12	12 12	
<u>MARINE HELICOPTER TRANSPORT SQDNS</u>																	
HMRL 162	NEW RIV JAX	HUS 1	A1	*	*		24 24	24 24	24 24								
HMRL 264	NEW RIV JAX	HUS 1	A1	*	14 14*	20 20	20 20	20 20	20 20								
HMRL 264 SUB 1	ABD LSD 34	HUS 1	A1	*	6 6*												
HMRL 261	NEW RIV JAX	HUS 1	A1	*	17 17*	24 24											
HMRL 262	NEW RIV JAX	HUS 1 HUS 1 HUS 1	A1 B G6	1 2*	14 14*	20 20	20 20	20 20	20 20								
	SUB 1	ABD LSD 15	HUS 1	A1	*	6 6*											
HMRL 263	NEW RIV JAX	HRS 3 HRS 3 HUS 1	A1 B A1	2 2*	14 20*	20 20	20 20	20 20	20 20								
HMRM 461	ABD CHMPLAIN	HR2S 1	A1	*	14 14*	14 14	14 14	14 14	14 14								
<u>MARINE OBSERVATION SQDNS</u>																	
VMO 1	NEW RIV JAX	OE 2 OE 1 HOK 1	A1 A1 A1		6 6 10	5 5 9	5 5 9	5 5 9	5 5 9	4 4 9							
<u>OPERATIONAL TEST AND EVALUATION FORCE</u>																	
VX 1	KEY WEST	S2F 3 S2F 2 S2F 2 S2F 1 S2F 1 S2F 1S S2F 1S S2F 1S P2V 7S P2V 7S P5M 2S SNB 5 SNB 5 HSS 2 HSS 1 HSS 1N	A9 A9 G5 A9 A9 A9 D5 A9 D5 A9 A6 A9 A9 A9 A9	2 1 1 1 1 1 1 1 1 1 1 1 1 1 1 1 1 1 1	2 1 1 1 1 1 1 1 1 1 1 1 1 1 1 1 1 1 1	2 1 1 1 1 1 1 1 1 1 1 1 1 1 1 1 1 1 1	2 1 1 1 1 1 1 1 1 1 1 1 1 1 1 1 1 1 1	2 1 1 1 1 1 1 1 1 1 1 1 1 1 1 1 1 1 1	2 1 1 1 1 1 1 1 1 1 1 1 1 1 1 1 1 1 1								
VX 6	QUONSET PNT	P2V 7 R7V 1 R3D 2 R3D 3 C 130BL C 1303L R4D 8 R4D 5 UC 1 UC 1 HUS 1A HUS 1A HUS 1A HUS 1A	A8 A8 A8 A8 A8 D5 A8 B A8 B A8 A8 FA Y	2 1 1 1 1 1 1 1 2 2 1 1 1 1 1 1 1 1 1	3 1 1 1 1 1 1 1 1 1 1 1 1 1 1 1 1 1 1	3 1 1 1 1 1 1 1 1 1 1 1 1 1 1 1 1 1 1	3 1 1 1 1 1 1 1 1 1 1 1 1 1 1 1 1 1 1	3 1 1 1 1 1 1 1 1 1 1 1 1 1 1 1 1 1 1	3 1 1 1 1 1 1 1 1 1 1 1 1 1 1 1 1 1 1								
<u>FLEET UTILITY AND DRONE CONTROL SQDNS</u>																	
VU 2	OCEANA	F8U 1 FJ 3 FJ 3 FJ 3M FJ 3M	A8 A8 B A8 B	1 1 1 1 2*	5 5 10*	6 4 10	8 2 10	10 10 10	10 10 10								
DET A	QUONSET PNT	JD 1	A8	*	3 3*	3 3	3 3	3 3	3 3								
VU 4	OCEANA	FJ 3 FJ 3M FJ 3M JD 1 JD 1	A8 A8 B D5 A8 HF	1 1 1 1 1 1 1 1 1	9 10 10 10 10 10 10 10 10	10 10 10 10 10 10 10 10 10	10 10 10 10 10 10 10 10 10	10 10 10 10 10 10 10 10 10	10 10 10 10 10 10 10 10 10								
VU 8	ROOSEVLT RDS	FJ 3D2 FJ 3D2 FJ 3D2 P2V 5FD P2V 5FD T 28BD HUS 1A HUS 1A F9F 6K2	A1 B D5 A2 A8 A2 A2 A8 A8	1 2 2 2 2 2 1 1 1 1	6 7 7 2 2 2 2 2 2 2	7 7 7 2 2 2 2 2 2 2	7 7 7 2 2 2 2 2 2 2	7 7 7 2 2 2 2 2 2 2	7 7 7 2 2 2 2 2 2 2								
VU 10	GTMO BAY	F8U 1 FJ 3 FJ 3M FJ 3M JD 1	A1 A8 A8 D5 A8	1 1 3 3 3*	6 7 7 7 10*	7 7 7 7 12	7 7 7 7 12	7 7 7 7 12	7 7 7 7 12								
DET	JACKSONVILLE	JD 1	A8	*	2 2*												
<u>FLEET BASES OVERSEAS</u>																	
NAVSTA	ARGENTIA	R5D 5 UF 1 UF 1 SNB 5 SNB 5 HRS 3 HUS 1A	A2 A2 A2 A2 A6 A2 A2	1 1 1 1 1 1 1 1	2 1 1 1 1 2 5*	1 1 1 1 1 2 6	1 1 1 1 1 2 5	1 1 1 1 1 2 5	1 1 1 1 1 2 5								
NAVSTA	BERMUDA	UF 2	A2	*	1 1*	1 1	1 1	1 1	1 1								
NAF W MALLING	KENT	R4D 8 R4D 5 R4D 5 R4Y 1 SNB 5	A2 A2 A2 A2 A6	2 2 2 1 3	2 2 2 1 3	2 2 2 1 3	2 2 2 1 3	2 2 2 1 3	2 2 2 1 3								
NAF	NAPLES	F8U 1 AD 5 AD 5 R5D 2 R5D 2Z R4D 8 R4D 8 R4Y 1 SNB 5 HUP 3 HUP 2	I9 G6 A2 A2 A2 A2 A8 A2 A6 A2 A8	1 1 2 1 1 1 1 1 1 1 1 1	4 4 4 2 2 2 2 2 7 7 7	4 4 4 2 2 2 2 2 7 7 7	4 4 4 2 2 2 2 2 7 7 7	4 4 4 2 2 2 2 2 7 7 7	4 4 4 2 2 2 2 2 7 7 7								
NAF	SIGONELLA	R4D 8 UF 2 SNB 5 SNB 5	A2 A2 A2 A6	1 1 1 1	1 1 1 1	1 1 1 1	1 1 1 1	1 1 1 1	1 1 1 1								
NAF	LAJES	UF 2	A2	*	1 1*	1 1	1 1	1 1	1 1								
NAVSTA	KEFLAVIK	R7V 1 R5D 5 R4D 6 R4D 5	A2 A2 EJ A2	1 1 1 1	1 1 1 1	1 1 1 1	1 1 1 1	1 1 1 1	1 1 1 1								
HQOTRS CMEF	DHAHRAN AFB	R5D 7 R5D 12 R4D 8	A2 A8 A8	1 1 1	1 1 1	1 1 1	1 1 1	1 1 1	1 1 1								
NAS	PORT LYAUTEY	R4D 5 R4D 6 UF 2 SNB 5 HUP 3 HUP 3	A2 A8 A2 A6 A2 A8	1 1 1 2 1 1	1 1 1 2 1 1	1 1 1 2 1 1	1 1 1 2 1 1	1 1 1 2 1 1	1 1 1 2 1 1								
NAVSTA	ROTA	F8U 2 F3H 2 F4D 1 F4D 1 F8U 1P A4D 2 A4D 2N A4D 2N AD 5 AD 5 R4D 8 R4D 5 R4D 6 SNB 5 HUP 3	H5 H5 H5 H5 H5 H5 H5 H5 H5 H5 H5 A2 A2 A2 A6 A2	4 2 1 1 1 1 1 1 1 1 1 1 1 1 1 1 1 1 1	6 6 5 5 5 5 5 5 5 5 5 6 6 6 6 6 6 6 6	6 6 5 5 5 5 5 5 5 5 5 6 6 6 6 6 6 6 6	6 6 5 5 5 5 5 5 5 5 5 6 6 6 6 6 6 6 6	6 6 5 5 5 5 5 5 5 5 5 6 6 6 6 6 6 6 6	6 6 5 5 5 5 5 5 5 5 5 6 6 6 6 6 6 6 6								
<u>FIFTH NAVAL DISTRICT</u>																	
NAS OCEANA	OCEANA	F8U 1	B	2 2*													

CONFIDENTIAL

CONFIDENTIAL

TOTAL PROGRAM & NON-PROGRAM AIRCRAFT

DECLASSIFIED

TABLE 2

LOCATION OF AIRCRAFT INVENTORY AND
PLANNED OPERATING ASSIGNMENTS

BY COMMAND AND UNIT

LANT UNIT	LOCATION	MODEL	INVENTORY		PLANNED OPERATING ASSIGNMENTS				LANT UNIT	LOCATION	MODEL	INVENTORY		PLANNED OPERATING ASSIGNMENTS					
			S T A T U S	NO. ON BOARD	30 JUN 1961	30 SEP 1961	31 DEC 1961	31 MAR 1962				S T A T U S	NO. ON BOARD	30 JUN 1961	30 SEP 1961	31 DEC 1961	31 MAR 1962		
																		POOL	OPERA- TING
<u>TENTH NAVAL DISTRICT</u>													<u>MARINE FLEET TRAINING SQDNS</u>						
NAVSTA	TRINIDAD	UF 2 UF 1	A2 A8		1	1	1	1	VMT 1	CHERRY POINT	F9F 8T F9F 8T F9F 8T	A2 A4 B	20	20	20	20	20		
				*	1*	1	1	1					1	20*	20	20	20		
NAS GTMO BAY	GTMO BAY	F8U 1 R4D 5 6 R4D 6 UF 2 SNB 5 T 34B HRS 3	B A2 A8 A2 A6 A8 A2	1	1	1	1	1	<u>MARINE CORPS AIR STATIONS</u>										
					1	1	1	1	MCAS	CHERRY POINT	F3H 2	B	1*	*					
<u>NAVAL ATTACHES AND MISSIONS LANT</u>													<u>NAVAL ATTACHES AND MISSIONS LANT</u>						
NAVSTA	ROOSEVLT RDS	A4D 2 R4D 8 UF 1 1T UF 1 SNB 5 HRS 3	A2 A2 A2 A8 A6 A2	1	2	2	2	2	ATT ATHENS	GREECE	UF 2 UF 2	A2 A8		1	1	1	1		
					2	2	2	2					*	1*	1	1	1		
					1	1	1	1	ATT CAIRO	EGYPT	R4D 5 6 R4D 6	A8 A8		1	1	1	1		
					1*	6*	6	6					*	1*	1	1	1		
<u>FIFTEENTH NAVAL DISTRICT</u>													<u>ATT MEXICO CTY MEXICO</u>						
COM FIFTEEN	PANAMA	R4Y 1 R4Y 1	A2 A8		1	1	1	1	ATT NEW DELHI	INDIA	R4D 5 6 R4D 6	A8 A8		1	1	1	1		
				*	1*	1	1	1					*	1*	1	1	1		
<u>CV AND AV UTILITY AIRCRAFT</u>													<u>ATT OSLO NORWAY</u>						
CVS 9 ESSEX	QUONSET PNT	TF 1	A2		1	1	1	1	ATT PRETORIA	SO AFRICA	R4D 5 6 R4D 6	A8 A8		1	1	1	1		
				*	1*	1	1	1					*	1*	1	1	1		
CVA 11 INTREPD	NORFOLK	TF 1	A2		1	1	1	1	ATT TEHRAN	IRAN	R4D 5 6 R4D 6	A8 A8		1	1	1	1		
				*	1*	1	1	1					*	1*	1	1	1		
CVS15 RANDOLPH	NORFOLK	TF 1	A2		1	1	1	1	MISSION ANKARA	TURKEY	R4D 5 6 R4D 5	A8 A2		1	1	1	1		
				*	1*	1	1	1					*	1*	1	1	1		
LPH 4 BOXER	NORFOLK	HTL 4	A2		1	1	1	1	MISSION BOGOTA	COLOMBIA	R4D 5 6 R4D 5	A8 A8		1	1	1	1		
				*	1*	1	1	1					*	1*	1	1	1		
CVS 36 ANTETAM	PENSACOLA	TF 1 TF 1	A2 A6		1	1	1	1	MISSION PTAUPR	HAITI	HRS 3	A8		1	1	1	1		
				*	1*	1	1	1					*	1*	1	1	1		
CVS 39 CHMPLAN	QUONSET PNT	TF 1	A2		1	1	1	1	MISSION LIMA	PERU	R4D 5 6 R4D 5	A8 A2		1	1	1	1		
				*	1*	1	1	1					*	1*	1	1	1		
CVA 38 SHANGRL	MAYPORT	TF 1	A2		1	1	1	1	MISSION QUITO	ECUADOR	R4D 5 6 R4D 6	A8 A8		1	1	1	1		
				*	1*	1	1	1					*	1*	1	1	1		
CVA 42 FDR	MAYPORT	TF 1 TF 1	A2 A8		1	1	1	1	MISSION RIO DJ	BRAZIL	R4D 6R	A8		1	1	1	1		
				*	1*	1	1	1					*	1*	1	1	1		
CVA 59 FORSTAL	NORFOLK	TF 1	A2		1	1	1	1	MISSION VLPRSO	CHILE	R4D 5 6 R4D 6	A8 A8		1	1	1	1		
				*	1*	1	1	1					*	1*	1	1	1		
CVA 60 SARATOG	MAYPORT	TF 1	A2		1	1	1	1	MISSION CARACA	VENZUELA	SNB 5 SNB 5	A6 A8		1	1	1	1		
				*	1*	1	1	1					*	1*	1	1	1		
CVS 45 VALYFRG	NORFOLK	TF 1	A2		1	1	1	1	NAV ADV GROUP	BUENOS AIRES	R4D 5 6 R4D 5	A8 A8		1	1	1	1		
				*	1*	1	1	1					*	1*	1	1	1		
CVS 18 WASP	BOSTON	TF 1 TF 1	A2 D5		1	1	1	1	TOTAL				*	1*	1	1	1		
					1	1	1	1						283	1937	1982	1962	1962	1941
CVA 62 INDPEND	NORFOLK	TF 1 TF 1	A2 D5		1	1	1	1	PROGRAM					282	1931	1982	1962	1962	1941
					1	1	1	1	NON PROGRAM #					1	6	-	-	-	-
CVA 63 KITTYHW	CAMDEN	TF 1 TF 1	A2 G6		1	1	1	1											
					1	1	1	1											
CVA 64 CONSTEL	NEW YORK	TF 1 TF 1	A2 A8		1	1	1	1											
				*	1*	1	1	1											
CVA 65 ENTERPR	NORFOLK	TF 1	A2		1	1	1	1											
				*	1*	1	1	1											
<u>MARINE AIR FMF 6 FORCE AVIATION HDQTR SQDNS</u>																			
HS FMFLNT	NORFOLK	R5D 5R R4Y 1 F9F 8T F9F 8T SNB 5	A2 A2 A6 D5 A6		1	1	1	1	# See Glossary. Operating includes aircraft reported in "A" number status. Pool includes aircraft reported in other than "A" status.										
					1	1	1	1											
					1*	6*	6	6											

CONFIDENTIAL

CONFIDENTIAL

TOTAL PROGRAM & NON-PROGRAM AIRCRAFT

DECLASSIFIED

TABLE 2

LOCATION OF AIRCRAFT INVENTORY AND PLANNED OPERATING ASSIGNMENTS

BY COMMAND AND UNIT

PAC UNIT	LOCATION	MODEL	INVENTORY		PLANNED OPERATING ASSIGNMENTS				PAC UNIT	LOCATION	MODEL	INVENTORY		PLANNED OPERATING ASSIGNMENTS			
			STATUS	NO. ON BOARD	30 JUN 1961	30 SEP 1961	31 DEC 1961	31 MAR 1962				STATUS	NO. ON BOARD	30 JUN 1961	30 SEP 1961	31 DEC 1961	31 MAR 1962
VA 146	MIRAMAR	FJ 4B D5 EV G6	A1	8	12	12	12	12	VCP 63 DET A	ABD MIDWAY	F8U 1P	A1	3				
				4									*	3*			
				1					DET L	ABD LEXINGTN	F8U 1P	A1	3				
				6*	6*	12	12	12					*	3*			
VAH 13	WHDBY ISLAND	A3D 2	A1	*	*			12	<u>AIR EARLY WARNING SQDNS</u>								
				*	*			12	VAW 11	SAN DIEGO	AD 5Q TF 1Q WF 2 WF 2 WF 2 AD 5W AD 5W	A1 A1 A1 D5 A1 F1	6 2 13 2 2 10 5*	8 2 14 17 19 22 46	8 2 17 19 17 46 46	8 2 20 20 16 46	
CVG 15																	
VF 151	ABD CORALSEA	F3H 2	A1	*	12	14	14	14									
				*	12*	14	14	14									
VA 152	ABD CORALSEA	AD 6	A1	*	12	12	12	12									
				*	12*	12	12	12									
VA 153	ABD CORALSEA	A4D 2 A4D 2N	A1 A1	*	12	12	12	12	DET A	ABD MIDWAY	WF 2	A1	3				
				*	12*	12	12	12					*	3*			
VF 154	ABD CORALSEA	F8U 1E F8U 1E F8U 2N	A1 G6 A1	1	11	14	14	14	DET E	SAN DIEGO	AD 5Q WF 2	A1 A1	2 3				
				1*	11*	14	14	14					*	5*			
VA 155	ABD CORALSEA	A4D 2 A4D 2	A1 G5	1	11	12	12	12	DET Q	ABD BENINGTN	AD 5W	A1	4				
				1*	11*	12	12	12					*	4*			
VAH 2	ABD CORALSEA	A3D 2 A3D 2	A1 G5	1	9	11	9	9	DET R	ABD KEARSGE	AD 5W	A1	6				
				1*	9*	11	9	9					*	6*			
CVG 19									VAW 13	AGANA	AD 5Q WF 2 WF 2	A1 A1 B	6 5 1	8 12 11*	8 12 20	8 12 20	8 12 20
VF 191	ABD RICHARD	F8U 1 F8U 2N	A1 A1	*	14	14	14	14					2 3				
				*	14*	14	14	14					*	5*			
VA 192	ABD RICHARD	A4D 2N	A1	*	12	12	12	12	<u>INTERCEPTOR SQDN</u>								
				*	12*	12	12	12	VFAW 3	SAN DIEGO	F4D 1 F4D 1 F4D 1	A1 D5 G5	25 3 2	25 25 25	25 25 25	25 25 25	
VF 193	ABD RICHARD	F3H 2 F3H 2	A1 G5	1	11	14	14	14					5*	25*	25	25	25
				1*	11*	14	14	14	<u>FLEET AIR RECONNAISSANCE SQDNS</u>								
VA 195	ABD RICHARD	A4D 2N A4D 2N	A1 G5	1	11	12	12	12	VQ 1	ATSUGI	A3D 2Q A3D 2Q WV 2Q F9F 8T F9F 8T	A1 D5 A1 A4 A6	1 4 1	8 3 1	8 3 1	8 3 1	8 3 1
				1*	11*	12	12	12					1*	13*	12	12	12
VA 196	ABD RICHARD	AD 6	A1	*	11	12	12	12	<u>CARRIER ANTI SUBMARINE GROUPS</u>								
				*	11*	12	12	12	CVSG 53								
CVG 21									VS 21	ABD KEARSGE	S2F 3 S2F 1 S2F 1S	A1 A1 A1	4 7	10 10	10 10	3 7	3 7
VF 211	ABD LEXINGTN	F8U 1	A1	*	11	14	14	14					*	11*	10	10	10
				*	11*	14	14	14									
VA 212	ABD LEXINGTN	A4D 2 FJ 4B	A1 A1	*	9	12	12	12	VS 29	ABD KEARSGE	S2F 3 S2F 1 S2F 1S	A1 A1 A1	3 8	10 10	10 10	8 7	7 10
				*	9*	12	12	12					*	11*	10	10	10
VF 213	ABD LEXINGTN	F3H 2 F3H 2 F3H 2	A1 G6 HF	1	10	14	14	14	HS 6	ABD KEARSGE	HSS 2 HSS 1 HSS 1N	A1 A1 A1	10 6	10 6	10 6	1 15	7 9
				2*	10*	14	14	14					*	16*	16	16	16
VA 215	ABD LEXINGTN	AD 6	A1	*	12	12	12	12	CVSG 59								
				*	12*	12	12	12	VS 33	ABD BENINGTN	S2F 1 S2F 1S	A1 A1	2 9	10 10	10 10	10 10	10 10
VA 216	ABD LEXINGTN	FJ 4B	A1	*	10	12	12	12					*	11*	10	10	10
				*	10*	12	12	12	VS 38	ABD BENINGTN	S2F 1 S2F 1S	A1 A1	2 9	10 10	10 10	10 10	10 10
VAH 4 L	CUBI PNT	A3D 2	A1	*	3				HS 8	ABD BENINGTN	HSS 1 HSS 1N	A1 A1	13 6	15 6	10 6	16 15	16 9
				*	3*								*	13*	15	16	16
<u>COMPOSITE PHOTOGRAPHIC SQDNS</u>																	
VCP 61	AGANA	F8U 1P F8U 1P A3D 2P A3D 2P A3D 2P F9F 8T F9F 8T	A1 D5 A1 D5 F5 A1 A4	3	8	12	12	12	CVSG 55								
				1	5	6	6	5	VS 23	LOS ALAMITOS	S2F 1 S2F 1 S2F 1S S2F 1S	A1 B A1 D5	6 1	10 4	10 10	10 10	10 10
				1									1	2*	10*	10	10
VCP 61 DET D	ABD CORALSEA	F8U 1P	A1	*	3	20	20	19									
				*	3*												
VCP 63	MIRAMAR	F8U 1P F8U 1P A3D 2P A3D 2P A3D 2P F9F 8T F9F 8T	A1 D5 A1 D5 HF B E5	1	14	20	20	20									
				1	3	3	3	3									
				1	3	3	3	3									
				1	1												
				1	1												
				1	8*	17*	23	23									

CONFIDENTIAL

DECLASSIFIED

TOTAL PROGRAM & NON-PROGRAM AIRCRAFT

CONFIDENTIAL

TABLE 2

LOCATION OF AIRCRAFT INVENTORY AND
PLANNED OPERATING ASSIGNMENTS

BY COMMAND AND UNIT

PAC	UNIT	LOCATION	MODEL	INVENTORY		PLANNED OPERATING ASSIGNMENTS					PAC	UNIT	LOCATION	MODEL	INVENTORY		PLANNED OPERATING ASSIGNMENTS				
				S T A T U S	NO. ON BOARD	30 JUN 1961	30 SEP 1961	31 DEC 1961	31 MAR 1962	S T A T U S					NO. ON BOARD	30 JUN 1961	30 SEP 1961	31 DEC 1961	31 MAR 1962		
																				POOL	OPERA- TING
CVSG 57	VS 25	LOS ALAMITOS	S2F 1	A1	6	10	10	10	10	VP 42	SAN DIEGO	P5M 2S	A1	7	7	6	6	6			
			S2F 1S	A1	1	4						P5M 1	A1	1	1	5	5				
			S2F 1S	D5	1*	10*	10	10	10			10	P5M 1S	A1	1*	8*	8	11	11	11	
	HS 4	REAM FIELD	HSS 1N	A1	16	16	16	16	16	VP 47	WHDBY ISLAND	P5M 2	F1	4	7	9	11	11	11		
			HSS 1NX	G4	3	3*	16*	16	16			16	P5M 2S	A1	4*	7*	9	11	11	11	
	VS 35	LOS ALAMITOS	S2F 3	A1	6	5	9	10	10	VP 48	SAN DIEGO	P5M 2S	A1	8	7	5	5	5	5		
			S2F 1	A1	1	6	5	1				P5M 1S	A1	*	8*	9	11	11	11		
			S2F 1	D5	1	3						VP 50	IWAKUNI	P5M 2S	A1	10	11	11	11	11	
			S2F 1S	A1	2	1			P5M 2S					G5	1	1*	10*	11	11	11	11
			S2F 1S	D5	2	1								<u>REPLACEMENT PATROL SQUADRON</u>							
S2F 1S1	A1	3*	10*	10	10	10	10	VP 31	SAN DIEGO	P2V 7S	A1	6	5	5	5	5					
VS 37	LOS ALAMITOS	S2F 3	A1	5	5	9	10			10	P2V 5FS	A1	5	5	5	5	5				
		S2F 1	A1	2	5	5	1				P5M 2S	A4	2	5	5	5	5				
		S2F 1	D5	2	4						P5M 1	A1	2	1	1	1	1				
		S2F 1S	A1	1	3*	9*	10			10	10	10	R5D 5Z	A2	1	1	1	1			
		S2F 1S	D5	3*	9*	10	10	10	10	R5D 5Z	A8	*	16*	16	16	16					
HS 2	REAM FIELD	HSS 2	A1	7	6	6		14	16	<u>FLEET AIR EARLY WARNING SQDNS</u>											
		HSS 1	A1	1	10	10	2		VW 1	AGANA	WV 2	A2	1	8	9	6	6	6			
		HSS 1	G5	1	1						WV 2	D6	1*	9*	9	6	6	6			
		HSS 1N	A1	2	3*	9*	16	16			16	16	R7V 1	A5	1*	1					
		HSS 1NX	A1	2	3*	9*	16	16			16	16	<u>BARRIER SQUADRONS DISTANT WARNING</u>								
HSS 1NX	G4	3*	9*	16	16	16	16	AEWBARRONPAC			BARBERS PNT	WV 2	A2	24	25	25	25	25			
RCVSG 51	VS 41	SAN DIEGO	S2F 3	A1	2	2	2		2	2		WV 2	R7V 1	D6	7	5	5	5	5		
			S2F 2	A1	1	7	7		7	7				A5	7*	29*	30	30	30	30	
			S2F 1	A1	1	1				<u>HELICOPTER UTILITY SQDNS</u>											
			S2F 1S	A1	1	1				HU 1	REAM FIELD			HRS 3	A1	4	7	6	5	5	
			S2F 1S1	A1	*	12*	9	9	9					9	HRS 3	A2	1				
HS 10	REAM FIELD	HSS 2	A1	5	2	2	2	2	HRS 3			Y	1								
		HSS 1	A1	2	5	5	5	5	HU2K 1			A1	3	3	3	8	13				
		HSS 1N	A1	2	2	5	5	5	HUS 1A			A2	5	6	6	6	6				
		HSS 1NX	A1	2	2	5	5	5	HUL 1	A2	16	14	15	12	9						
		HSS 1NX	G4	2	2*	7*	7	7	7	HUP 2	A2	3	6	8	3	3					
PATROL SQDNS LAND PLANE	VP 1	KODIAK	P2V 7S	A1	11	11	11	11	11	HU 1 DET 1	ATSUGI	HUS 1	A2	1							
			P2V 7S	HF	1	1*	11*	11	11			11	HUL 1	A2	1						
			P2V 7S	D5	1	2	3*	11*	11			11	HUP 3	A2	5	2	2	2	2		
	VP 2	WHDBY ISLAND	P2V 7S	A1	11	11	11	11	11	UNT A	ABD MIDWAY	HUP 3	A2	*	*	2	2	2			
			P2V 7S	B	1	1*	11*	11	11			11	HUP 3	A2	*	*		2	2		
			P2V 7S	D5	1	2	3*	11*	11			11	11	HUP 3	A2	*	*	2	2	2	
	VP 4	NAHA	P2V 5FS	A1	12	11	11	11	11	UNT B	ABD TICNDRGA	HUP 3	A2	*	*		2	2			
			P2V 5FS	B	1	1*	12*	11	11			11	HUP 3	A2	*	*	2	2	2		
			P2V 5FS	D5	1	1*	12*	11	11			11	11	HUP 3	A2	*	*	2	2	2	
	VP 6	BARBERS PNT	P2V 5FS	A1	11	11	11	11	11	UNT D	ABD CORALSEA	HUP 3	A2	*	*	2	2	2			
			P2V 5FS	B	1	1*	11*	11	11			11	HUP 3	A2	*	*	2	2	2		
			P2V 5FS	D5	1	1*	11*	11	11			11	11	HUP 3	A2	*	*	2	2	2	
	VP 9	ALAMEDA	P2V 7S	A1	11	11	11	11	11	UNT E	ABD RICHARD	HUP 3	A2	*	*		2	2			
			P2V 7S	B	1	1*	11*	11	11			11	HUP 3	A2	*	*	2	2	2		
			P2V 7S	D5	1	1*	11*	11	11			11	11	HUP 3	A2	*	*	2	2	2	
VP 17	WHDBY ISLAND	P2V 7S	A1	11	11	11	11	11	UNT L	ABD LEXINGTN	HUP 3	A2	*	*	2	2	2				
		P2V 7S	B	1	1*	11*	11	11			11	HUP 3	A2	*	*	2	2	2			
		P2V 7S	D5	1	1*	11*	11	11			11	11	HUP 3	A2	*	*	2	2	2		
VP 19	ALAMEDA	P2V 7S	A1	8	11	11	11	11	UNT M	ABD RANGER	HUP 3	A2	*	*		2	2				
		P2V 7S	B	3	3	6*	8*	11			11	11	HUP 3	A2	*	*		2	2		
		P2V 7S	D5	3	3	6*	8*	11			11	11	11	HUP 3	A2	*	*		2	2	
VP 22	IWAKUNI	P2V 5FS	A1	11	11	11	11	11	UNIT 361	ABD CARTER H	HUP 2	A2	*	*	1	1	1				
		P2V 5FS	B	1	1*	11*	11	11			11	HUP 2	A2	*	*	1	1	1			
		P2V 5FS	D5	1	1*	11*	11	11			11	11	HUP 2	A2	*	*	1	1	1		
VP 28	BARBERS PNT	P2V 5FS	A1	11	11	11	11	11	UNIT 561	ABD ST PAUL	HUP 2	A2	*	*	1	1	1				
		P2V 5FS	B	1	1*	11*	11	11			11	HUP 2	A2	*	*	1	1	1			
		P2V 5FS	D5	1	1*	11*	11	11			11	11	HUP 2	A2	*	*	1	1	1		
VP 46	SAN DIEGO	P2V 5FS	A1	2	11	11	11	11	<u>FLEET TACTICAL SUPPORT SQDNS</u>												
		P5M 1	A1	5	5	7	11	11	VR 21	BARBERS PNT	R6D 1	A2	10	12	12	12	12				
		P5M 1S	A1	*	12*	18	11	11			11	R6D 1Z	A2	2	2	2	2	2			
P5M 1S	D5	*	12*	18	11	11	11	R5D 2Z			A2	2	1	1	1	1					
PATROL SQDNS SEA PLANE	VP 40	SANGLEY PNT	P5M 2S	A1	7	11	11	11	11	VR 21 DET	ALAMEDA	R4Y 1	A2	3	4	4	4	4			
			P5M 1	A1	2	2						TF 1	A2	3	4	4	4	4			
			P5M 1	D5	*	9*	11	11	11			11	TF 1	D5	1	1*	6*	8	8	8	

CONFIDENTIAL

TOTAL PROGRAM & NON-PROGRAM AIRCRAFT

TABLE 2

LOCATION OF AIRCRAFT INVENTORY AND PLANNED OPERATING ASSIGNMENTS

BY COMMAND AND UNIT

PAC UNIT	LOCATION	MODEL	INVENTORY		PLANNED OPERATING ASSIGNMENTS				PAC UNIT	LOCATION	MODEL	INVENTORY		PLANNED OPERATING ASSIGNMENTS						
			S T A T U S	NO. ON BOARD	30 JUN 1961	30 SEP 1961	31 DEC 1961	31 MAR 1962				S T A T U S	NO. ON BOARD	30 JUN 1961	30 SEP 1961	31 DEC 1961	31 MAR 1962			
																		POOL	OPERATING	
VR 21 DET	ATSUGI	R5D 2Z TF 1 TF 1	A2 A2 D5	1 6 2*	1 6 7	1 6 7	1 6 7	1 6 7	MARINE ALL WEATHER FIGHTER SODNS											
USNC									VMFAW 115	ATSUGI	F4D 1 F4D 1 F4D 1 F4D 1	A1 B D5 G6	17 2 2 1	20 20 17*	20 20 20					
MARINE HEADQUARTERS SODNS									VMFAW 314	ATSUGI	F4D 1 F4D 1 F4D 1	A1 B D5	18 2 4*	20 20 18*	20 20 20	20 20 20				
MARS 17	IWAKUNI	R5D 2 3 R5D 3 R5D 3 R4D 8 F9F 8T F9F 8T SNB 5 SNB 5 HRS 3 HRS 3	A2 A2 D3 A2 A6 D5 A4 A6 A1 A2	1 1 1 4 3 2 3 2 2 2	2 2 2 4 5 2 2 2 2 2	2 2 2 3 5 2 2 2 2 2	2 2 2 3 5 2 2 2 2 2	2 2 2 3 5 2 2 2 2 2	VMFAW 334	EL TORO	F8U 1 F8U 1 F8U 2N	B D5 A1	6 3 9*	20 20 20*	20 20 20	20 20 20	20 20 20			
H6MS 11	ATSUGI	F8U 1E F4D 1 R4D 8 F9F 8T F9F 8T F9F 8T	G6 D5 A2 A4 A4 B	1 8 1 2 1 10*	1 1 2 2 2 3*	1 1 2 2 2 3	1 1 2 2 2 3	1 1 2 2 2 3	VMFAW 513	EL TORO	F4D 1 F4D 1	A1 D5	19 1*	20 19*	20 20	20 20	20 20			
H6MS 12	CUBI PNT	R4D 8 F9F 8T F9F 8T F9F 8T F9F 8T	A2 A2 A4 B D5	1 1 1 1 2*	1 2 1 1 2*	1 2 1 1 3	1 2 1 1 3	1 2 1 1 3	VMFAW 591	ATSUGI	F4D 1	A1	*	*		20 20	20 20			
H6MS 13	KANEOHE	F8U 1 F8U 1 F8U 1E FJ 4B R5D 4R R4D 6 F9F 8T F9F 8T HRS 3	B EN B D5 A2 A2 A2 A4 A1	2 1 1 2 1 1 2 1 6*	1 1 1 1 1 1 3 3 4*	1 1 1 1 1 1 3 3 7	1 1 1 1 1 1 3 3 7	1 1 1 1 1 1 3 3 7	VMFAW 542	EL TORO	F4D 1 F4D 1	A1 D5	17 3	20 17*	20 20	20 20	20 20			
H6MS 15	EL TORO	A4D 2N A4D 2N R4D 5 6 R4D 5 F9F 8T F9F 8T	B G5 A2 A2 A2 A4	8 5 1 1 3 13*	1 1 3 4 4 4	1 1 3 4 4 4	1 1 3 4 4 4	1 1 3 4 4 4	MARINE ATTACK SODNS											
H6MS 16	FUTEMA	R4D 8 HUS 1	A2 B	3 3*	1 1*	1 1	1 1	1 1	VMA 121	EL TORO	A4D 2 A4D 2N	A1 A1	*	*	20 20	20 20	20 20			
MARS 37	EL TORO	A4D 2 R5D 2 3 R5D 5 R4D 8 R4D 5 6 R4D 6 R4D 5 F9F 8T SNB 5	B A2 A2 A2 A2 A2 A2 A4 A6	2 1 1 2 1 1 4 1 2*	1 1 1 1 1 1 3 3 10*	1 1 1 1 1 1 3 3 9	1 1 1 1 1 1 3 3 9	1 1 1 1 1 1 3 3 9	VMA 211	EL TORO	A4D 2N A4D 2N	A1 B	3	20*	20 20	20 20	20 20			
H6MS 33	EL TORO	R4D 5 6 R4D 6 F9F 8T F9F 8T F9F 8T	A2 A2 A2 A4 D5	1 1 2 1 1*	1 3 2 4 3*	1 3 2 4 4	1 3 2 4 4	1 3 2 4 4	VMA 212	CUBI PNT	A4D 2 FJ 4B FJ 4B FJ 4B FJ 4B	A1 A1 B D5 G6	17 1 2 1 4*	20 20 20 20 17*	20 20 20 20 20	20 20 20 20 20	20 20 20 20 20			
MARINE FIGHTER SODNS									VMA 214	KANEOHE	FJ 4B FJ 4B	A1 C9	15 8*	20 15*	20 20	20 20	20 20			
VMF 232	KANEOHE	F8U 1E F8U 1E	A1 C9	18 2*	20 18*	20 20	20 20	20 20	VMA 223	EL TORO	A4D 2N A4D 2N A4D 2N	A1 B G5	20 2 4*	20 20 20*	20 20 20	20 20 20	20 20 20			
VMF 312	ATSUGI	F8U 1E F8U 1E	A1 B	19 1*	20 19*	20 20	20 20	20 20	VMA 311	IWAKUNI	A4D 2 A4D 2 A4D 2 A4D 2	A1 C9 D5 G5	18 1 5 3 9*	20 20 20 20 18*	20 20 20 20	20 20 20 20	20 20 20 20			
VMF 323	EL TORO	F8U 1 F8U 1 F8U 1 F8U 1	A1 B EV G6 HF	18 4 1 1 7*	20 18*	20 20	20 20	20 20	VMA 313	EL TORO	FJ 4B FJ 4B	A1 D5	15 6	20 15*	20 20	20 20	20 20	20 20		
VMF 451	EL TORO	F8U 2 F8U 2	A1 D5	19 5*	20 19*	20 20	20 20	20 20	MARINE COMPOSITE PHOTOGRAPHIC SODNS											
									VMCJ 1	CUBI PNT	F8U 1P F8U 1P F8U 1P F3D 2Q F3D 2Q	A1 B D5 A1 D5	6 1 2 4*	6 6 7 12*	6 6 7 13	6 6 8 14	6 6 8 14	6 6 8 14	6 6 8 14	
									VMCJ 3	EL TORO	F8U 1P F8U 1P F3D 2Q	A1 D5 A1	11 3 3*	12 11 20*	12 11 23	12 11 23	12 11 23	12 11 23	12 11 23	
									MARINE TRANSPORT SODNS											
									VMR 253	IWAKUNI	R5D 2 3 R5D 3 R5D 3 R5D 2 R4D 2 R4D 2 GV 1	A2 A2 D3 A2 A2 D5 A2	5 1 3 9 1 2*	8 8 8 8 8 8 16	8 8 8 8 8 8 16	8 8 8 8 8 8 16	8 8 8 8 8 8 16	8 8 8 8 8 8 16	8 8 8 8 8 8 16	

CONFIDENTIAL

TOTAL PROGRAM & NON-TOTAL PROGRAM AIRCRAFT

DECLASSIFIED

TABLE 2
LOCATION OF AIRCRAFT INVENTORY AND
PLANNED OPERATING ASSIGNMENTS
BY COMMAND AND UNIT

PAC UNIT	LOCATION	MODEL	INVENTORY		PLANNED OPERATING ASSIGNMENTS					PAC UNIT	LOCATION	MODEL	INVENTORY		PLANNED OPERATING ASSIGNMENTS					
			S T A T U S	NO. ON BOARD	30 JUN 1961	30 SEP 1961	31 DEC 1961	31 MAR 1962	S T A T U S				NO. ON BOARD	30 JUN 1961	30 SEP 1961	31 DEC 1961	31 MAR 1962			
																		POOL	OPERATING	
VMGR 352	EL TORO	R5D 2 3 A2 R5D 5 A2 R4D 2 EL R4D 2 A2 GV 1		9	7	4				VU 3	BROWN FIELD	FJ 3D2 D5 FJ 3D2 P2V 5FD A8 JD 10 F9F 8T B	4 1	4 2 5	4 1 4	4 1 4	4 1 4	4 1 4		
<u>MARINE HELICOPTER TRANSPORT SQDNS</u>										VU 5	ATSUGI	FJ 4 D5 FJ 4 A8 JD 1 F9F 8T B SNB 5P HUS 1A A2	4 1	5 4 5	5 5 5	5 5 5	5 5 5	5 5 5		
HMRL 161	ABD KEARSGE	HUS 1	A1	* 13	15	15	15	15	15	DET A	CUBI PNT	AD 5 A8 AD 5 JD 1	3 1	3	3	3	3	3	3	
HMRL 364	SANTA ANA	HUS 1	A1	* *			10	15	20	DET B	NAHA	FJ 3D2 A8 FJ 3D2 HF F9F 5KD A1 A8 F9F 5KD A8 P2V 5FD A8 B P2V 5FD SNB 5P A8 B HUS 1A B	3 1	3 4	3 4	3 4	3 4	3 4		
HMRL 162	ABD THETS BY	HUS 1	A1	* 24	24	24	24	24	24											
HMRL 163	ABD BENINGTN	HUS 1	A1	* 10	24	24	24	24	24											
HMRL 261	FUTEMA	HUS 1	A1	* *			24	24	24											
HMRL 361	SANTA ANA	HUS 1	A1	* 23	24	24	24	24	24											
HMRL 362	FUTEMA	HUS 1	A1	* 24	24	24	24	24	24											
HMRL 363	EL TORO	HRS 3 HUS 1	A1 A1	3 * 11	12 11	10 16	20 20	20 20	20	VU 7	BROWN FIELD	F8U 1 A8 F8U 1 FJ 4 A8 R4D 5 6 A8 R4D 5 A8 JD 1 A8 SNB 5P A8	5 1	5 18	10 18	12 14	12 14	12 14	12 10	
HMRM 462	SANTA ANA	HR2S 1	A1	* 11	13	13	13	13	13											
<u>MARINE OBSERVATION SQDNS</u>										<u>FLEET BASES OVERSEAS</u>										
VMO 2	SUKIRON	OE 1 A2 OE 1 G6 HOK 1 A1 HOK 1 A2	A1 A2 G6 A1 A2	9	11	11	11	10		NAS	AGANA	R5D 2 3 A2 R5D 2 HF R5D 2 UF 2 A2 UF 1 A2 SNB 5 A8 SNB 5 B HRS 3 A2	1	1	1	1	1	1	1	
VMO 6	CAMP PENDLET	OE 2 B OE 2 HOK 1 A1	A1 B A1	10	10	10	10	8		NAS	ATSUGI	F8U 2 B F8U 1 B F8U 1 D5 F3H 2 B FJ 4B B AD 7 B R5D 2 3 A2 R5D 3 A2 UF 1 A2 F9F 8T A6 F9F 8T D5 2 1 SNB 5 A2 SNB 5 A6 SNB 5 Z HRS 3 A1 HRS 3 A2	2 3 2	2 3 3	3 3 3	3 3 3	3 3 3	3 3 3		
<u>OPERATIONAL TEST AND EVALUATION FORCE</u>										NAS	ATSUGI	F8U 2 B F8U 1 B F8U 1 D5 F3H 2 B FJ 4B B AD 7 B R5D 2 3 A2 R5D 3 A2 UF 1 A2 F9F 8T A6 F9F 8T D5 2 1 SNB 5 A2 SNB 5 A6 SNB 5 Z HRS 3 A1 HRS 3 A2	2 3 2	2 3 3	3 3 3	3 3 3	3 3 3	3 3 3		
VX 4	POINT MUGU	F8U 1 A4 F8U 2N A9 F3H 2 A9 F3H 2 B F4H 1 A9 F4D 1 A1 F4D 1 A9 A4D 2 A9 A4D 1 A9 F9F 8T A6 F9F 8T D5 SNB 5 A6	A9 A4 A9 A9 B A9 A1 A9 A9 A9 A9 A9 A6 D5 A6	2	2	2	2	2	2	NAS	ATSUGI	F8U 2 B F8U 1 B F8U 1 D5 F3H 2 B FJ 4B B AD 7 B R5D 2 3 A2 R5D 3 A2 UF 1 A2 F9F 8T A6 F9F 8T D5 2 1 SNB 5 A2 SNB 5 A6 SNB 5 Z HRS 3 A1 HRS 3 A2	2 3 2	2 3 3	3 3 3	3 3 3	3 3 3	3 3 3		
VX 5	CHINA LAKE	A4D 2 A4D 2N A9 A4D 2N D5 A4D 1 A9 FJ 4B A9 FJ 4B B A3D 2 A9 F9F 8T A6 F9F 8T D5 SNB 5 A6	A9 A9 D5 A9 A9 A9 A9 A9 A6 D5 A6	2	2	2	2	2	2	FAWPRA	ATSUGI	F8U 2 D5 F8U 1 G6 D5 F8U 1E D5 F3H 2 G6 B A4D 2 B A4D 2 D5 10 A4D 2 G6 4 FJ 4B B FJ 4B D5 1 FJ 4B G6 3 QE 1 D1 R5D 3 D3 F9F 8T D5 2 G6 1 F9F 8T B SNB 5 D1 5 HOK 1 D1 1 HUS 1 D1 5 HUS 1 G6 2 HUK 1 C9 1 HUK 1 D1 4 HUS 1A D1 2 HUP 2 D1 1 HUP 2 G6 1	2 3 2	2 3 3	3 3 3	3 3 3	3 3 3	3 3 3		
<u>FLEET UTILITY AND DRONE CONTROL SQDNS</u>																				
VU 1	BARBERS PNT	FJ 4 B FJ 4 A8 F9F 6D A1 FJ 3D A8 FJ 3D B FJ 3D D5 FJ 3D D5 FJ 3D2 A8 FJ 3D2 D5 F9F 5KD A1 F9F 5KD A8 AD 3 A2 AD 5 A8 TV 2D A2 TV 2D A8 SNB 5P A8 HUP 2 A2 HUP 2 A8	A8 B A8 A1 A8 B D5 D5 A8 D5 A1 A8 A2 A2 A2 A8 A8 A2 A8	4	4	4	4	4	4											

TABLE 2

TOTAL PROGRAM & NON-PROGRAM AIRCRAFT
 LOCATION OF AIRCRAFT INVENTORY AND
 PLANNED OPERATING ASSIGNMENTS

DECLASSIFIED

BY COMMAND AND UNIT

PAC UNIT	LOCATION	MODEL	INVENTORY		PLANNED OPERATING ASSIGNMENTS				PAC UNIT	LOCATION	MODEL	INVENTORY		PLANNED OPERATING ASSIGNMENTS				
			S T A T U S	NO. ON BOARD	30 JUN 1961	30 SEP 1961	31 DEC 1961	31 MAR 1962				S T A T U S	NO. ON BOARD	30 JUN 1961	30 SEP 1961	31 DEC 1961	31 MAR 1962	
																		POOL
NAS CUBI PNT	CUBI PNT	AD 6 UF 2 UF 1 F9F 8T F9F 8T SNB 5 HUK 1	EJ A2 A2 A6 D5 A6 A2	1 1 1 1 1 1 1				1 1 2 2 2 2 2	SEVENTEENTH NAVAL DISTRICT									
									NAVSTA 17 ND	ADAK	UF 2	A2	* 2*	2 2	2 2	2 2	2 2	2 2
									NAVSTA 17 ND	KODIAK	R5D 2 3 R5D 3 R5D 2 UF 2	A2 A2 A2 A2		1 1 1	2 1 1	2 1 1	2 1 1	2 1 1
NAF	NAHA	UF 1 SNB 5	A2 A6		2 3	2 3	2 3	2 3					* 3*	1 3	1 3	1 3	1 3	1 3
NAVSTA	SANGLEY PNT	R5D 2 3 R5D 2 R4D 5 6 R4D 6 SNB 5 HUK 1	A2 A8 A2 A8 A6 A2		1 1 2 1 1 1	1 2 1 1 1	1 2 1 1 1	1 2 1 1 1	CV AND AV UTILITY AIRCRAFT									
									CVA 61 RANGER	ALAMEDA	TF 1	A2	* 1*	1 1	1 1	1 1	1 1	1 1
									LPH 5 PRINCETN	PT HUENEME	HRS 3	A2	* 1*	1 1	1 1	1 1	1 1	1 1
COMUSTDC	TAIWAN	R4D 8Z	A2		1 1*	1 1	1 1	1 1	LPH 6 THETIS B	LOS ANGELES	HUS 1	A6	* 1*	1 1	1 1	1 1	1 1	1 1
DET A 7TH FLT	TAIWAN	TF 1	A8		1 1*	1 1	1 1	1 1	CVA 31 RICHARD	ALAMEDA	TF 1	A2	* 1*	1 1	1 1	1 1	1 1	1 1
COMNAVFORJAPAN	YOKOSUKA	R4D 8	A2		1 1*	1 1	1 1	1 1	CVS 33 KERSRGE	LONG BEACH	TF 1	A2	* 1*	1 1	1 1	1 1	1 1	1 1
COMNAVFORKOREA	SEOUL	SNB 5	A8		2 2*	2 2	2 2	2 2	CVS 12 HORNET	BREMERTON	TF 1	A2	* 1*	1 1	1 1	1 1	1 1	1 1
<u>NAVAL BASES AND NAVAL AIR STATIONS</u>																		
NAS WHDBY IS	WHDBY ISLAND	P2V 75	B	6 6*					CVS 20 BENNING	SAN DIEGO	TF 1	A2	* 1*	1 1	1 1	1 1	1 1	1 1
NAS ALAMEDA	ALAMEDA	F8U 1 F8U 1 F3H 2 F3F 5KD F3D 2Q A4D 2 A4D 2 AD 7 AD 6 R4D 6	B C9 C9 C9 C9 E5 HF C9 C9 C9	1 2 1 2 2 4 1 1 2 1					CVS 10 YORKTWN	BREMERTON	TF 1	A2	* 1*	1 1	1 1	1 1	1 1	1 1
									CVA 14 TCNDRGA	ALAMEDA	TF 1 TF 1	A2 D5	1 1*	1 1*	1 1	1 1	1 1	1 1
									CVA 16 LEXIGTN	LOS ANGELES	TF 1	A2	* 1*	1 1	1 1	1 1	1 1	1 1
									CVA 19 HANCOCK	SAN DIEGO	TF 1	A2	* 1*	1 1	1 1	1 1	1 1	1 1
									CVA 34 DRISKNY	ALAMEDA	TF 1	A2	* 1*	1 1	1 1	1 1	1 1	1 1
									CVA 41 MIDWAY	ALAMEDA	TF 1	A2	* 1*	1 1	1 1	1 1	1 1	1 1
									CVA 43 CRL SEA	ALAMEDA	TF 1	A2	* 1*	1 1	1 1	1 1	1 1	1 1
									CVA 63 KITTYHW	ALAMEDA	TF 1	A2	* *				1 1	1 1
<u>ELEVENTH NAVAL DISTRICT</u>																		
NAF LITCHFLD	LITCHFLD PRK	A4D 2N A4D 2N	B G5	2 29 31*														
<u>FOURTEENTH NAVAL DISTRICT</u>																		
PMRFAC	KWAJALEIN	UF 2	A2		* 5*	5 5	5 5	5 5										
NAS 14 NAVDST	BARBERS PNT	P2V 5FS P2V 5FS OE 1 R5D 2 3 R5D 3 R4D 8 TF 1 UF 1 F9F 8T F9F 8T F9F 8T SNB 5 SNB 5P HUK 1	B E5 C9 A2 A2 A2 B B A6 FE F5 A6 B A2	4 1 3 1 1 1 1 1 1 1 1 1 1 1 1		1 1 1	1 1 1	1 1 1										
NAVSTA 14 ND	MIDWAY	UF 2 HUK 1 HUK 1	A2 A2 ER		3 1 1*	3 1	3 1	3 1										

DECLASSIFIED
TOTAL PROGRAM & NON PROGRAM AIRCRAFT

~~CONFIDENTIAL~~

TABLE 2

**LOCATION OF AIRCRAFT INVENTORY AND
PLANNED OPERATING ASSIGNMENTS**

BY COMMAND AND UNIT

PAC UNIT	LOCATION	MODEL	INVENTORY		PLANNED OPERATING ASSIGNMENTS				PAC UNIT	LOCATION	MODEL	INVENTORY		PLANNED OPERATING ASSIGNMENTS								
			S T A T U S	NO. ON BOARD	30 JUN 1961	30 SEP 1961	31 DEC 1961	31 MAR 1962				S T A T U S	NO. ON BOARD	30 JUN 1961	30 SEP 1961	31 DEC 1961	31 MAR 1962					
																		POOL	OPERA-TING	POOL	OPERA-TING	
<u>MARINE AIR FMF & FORCE AVIATION HQTRS SQDN</u>														<u>NAVAL ATTACHES AND MISSIONS PAC</u>								
HNS AFMPAC	EL TORO	R5D 4R	A2		1	1	1	1	ATT DJAKARTA	JAVA	R4D 5 6	A8		1	1	1	1					
		R5D 4R	A8		1	1	1	1			R4D 6	A8		*	1*	1	1	1	1			
		R4D 8	A2		2																	
		R4D 8	A6		2																	
		R4Y 1	A2		1	1	1	1			1			R4D 5 6	A8		1	1	1	1	1	
F9F 8T	A6		2	2	2	2	2			R4D 6	A8		1									
SNB 5	A6		1	1	1	1	1						*	1*	1	1	1	1				
<u>MARINE FLEET TRAINING SQDNS</u>														<u>NAVSEC JUSMAG THAILAND</u>								
VMT 2	EL TORO	F9F 8T	A2		20	20	20	20	MAAG SAIGON	VIETNAM	R4D 5 6	A8		1	1	1	1					
		F9F 8T	A4		20						R4D 5	A8		*	1*	1	1	1	1			
		F9F 8T	B		1																	
		F9F 8T	D5		3*	20*	20	20			20											
<u>FLT BASES OVERSEAS USMC</u>														<u>MAAG REP CHINA TAIWAN</u>								
MCAS 14 ND	KANEHOE	R4D 5 6	A8		1	1	1	1	TOTAL					533	2055	2299	2309	2318	2324			
		R4D 6	A2		1						PROGRAM											
		F9F 8T	A6		1	2	2	2			2	NON PROGRAM #				-	-	-	-	-	-	
		F9F 8T	EN		1																	
		SNB 5	A6		2	2	2	2			2											
HRS 3	A2		2	2	2	2	2						*	1*	1	1	1	1				
MCAF FUTEMA	OKINAWA	SNB 5	A6		2	2	2	2														
					*	2*	2	2	2													
NAMD IWAKUNI	IWAKUNI	UF 1	A2		2	1	1	1														
		SNB 5	A6		2	2	2	2														
					*	4*	3	3	3													
<u>NABS</u>														<u>NABS</u>								
<u>NAVAL AIR BASES</u>														<u>FIRST NAVAL DISTRICT</u>								
PAC MISSILE RNG	POINT MUGU	F8U 1P	A8		1	1	1	1	1	NAS 1 NAV DST	QUONSET PNT	R4D 8	A8		1	1	1	1	1			
		F8U 1D	A8		2	2	2	2	2			R4Y 1	A8		1	1	1	1	1			
		F8U 1D	A9		2							UF 2	A8		1							
		FJ 3D	A8			2	2	2	2			2	UF 1	A8			1	1	1	1	1	
		FJ 3D	A9		1								T2V 1	A6		6	8	11	11	11	11	
		FJ 3D	D5		1								SNB 5	A6		14	14	13	13	13	13	
		FJ 3D2	A8			4	4	4	4			4	AS	A6		1	1	1	1	1	1	
		FJ 3D2	A9		3								HUP 2	A6		1						
		FJ 3D2	D5		1								HUP 2	A6		2	3	3	3	3	3	
		F9F 5KD	A8			2	2	2	2			2	HUP 2	A8		*	27*	29	31	31	31	
		F9F 5KD	A9		2																	
		AD 5Q	A8		2	2	2	2	2			2	NAS 1 NAV DST	BRUNSWICK	P2V 5FS	A8		1	1	1	1	1
		AD 5Q	A9		2										P2V 5FS	A9		1	1	1	1	1
		S2F 1	A8			4	4	4	4			4			R4D 5 6	A8		1	1	1	1	1
		S2F 1	A9		4										R4D 5	A8		1	1	1	1	1
		P2V 5FD	A8			1	1	1	1			1			UF 1	A8		1	1	1	1	1
		P2V 5FD	A9		1										SNB 5	A6		1	1	1	1	1
		WV 2	A8			3	3	3	3			3			HUP 2	A8		1	1	1	1	1
		WV 2	A9		3												*	5*	5	5	5	5
		RTV 1	A8			1	1	1	1			1										
		RTV 1	A9		1								NADU	SO WEYMOUTH	R4D 8	A8		1	1	1	1	1
		R5D 2 3	A8			3	3	3	3			3			SNB 5	A6		1	1	1	1	1
		R5D 3	A9		1										SNB 5	A8		1				
		R5D 2	A9		1												*	2*	2	2	2	2
		R4D 5	A8		1	1	1	1	1			1	<u>THIRD NAVAL DISTRICT</u>									
		R4D 5	A9		1								NTDC	PORT WASHNGT	SNB 5	A6		1	1	1	1	1
		JD 1D	G5		1												*	1*	1	1	1	1
		TV 2D	A8			2	2	2	2			2										
		TV 2D	A9		2																	
		TV 2KD	A8			1	1	1	1			1										
		TV 2KD	A9		1																	
		SNB 5P	A8		1	1	1	1	1			1										
		T 288D	A9		3	3	3	3	3			3										
HRS 3	A8			4	4	4	4	4														
MUS 1A	A8		1	1	1	1	1	1														
F9F 6K2	A8		1																			
F9F 6K2	A9		10																			
F9F 6K	A8		2																			
F9F 6K	A9		7																			
F6F 5K	A8		1																			
F6F 5K	A9		1																			
P4Y 2K	A8		3																			
P4Y 2K	A9		2																			
			3*	58*	38	39	39	39														
DET	KANEHOE	HRS 3	A9		4																	
					*	4*																

~~CONFIDENTIAL~~



TOTAL PROGRAM & NON-PROGRAM AIRCRAFT

TABLE 2

LOCATION OF AIRCRAFT INVENTORY AND PLANNED OPERATING ASSIGNMENTS
BY COMMAND AND UNIT

DECLASSIFIED

NABS UNIT	LOCATION	MODEL	INVENTORY		PLANNED OPERATING ASSIGNMENTS				NABS UNIT	LOCATION	MODEL	INVENTORY		PLANNED OPERATING ASSIGNMENTS								
			S T A T U S	NO. ON BOARD	30 JUN 1961	30 SEP 1961	31 DEC 1961	31 MAR 1962				S T A T U S	NO. ON BOARD	30 JUN 1961	30 SEP 1961	31 DEC 1961	31 MAR 1962					
																		POOL	OPERATING			
FOURTH NAVAL DISTRICT													EIGHTH NAVAL DISTRICT									
NAS 4 NAV DST	JOHNSVILLE	R4D 6 R4D 6 UO 1 UO 1 SNB 5	A6 A8 A6 A8 A6	1	1	1	1	1	NASWF	KIRTLAND AFB	R4D 8	A8	* 1	1	1	1	1					
NAS 4 NAV DST	LAKEHURST	R4D 6 SNB 5	A8 A6	1 * 7*	1 6	1 6	1 7	1 7	NINTH NAVAL DISTRICT													
FIFTH NAVAL DISTRICT													COMNAVCONAD	COLORADO SPR	R4D 8 TV 2	A8 A8	2 * 3*	1 2	1 2	1 2	1 2	1 2
FIFTH NAVAL DISTRICT													NAVCUIT STA	DENVER	SNB 5	A6	* 2	2	2	2	2	2
FIFTH NAVAL DISTRICT													ELEVENTH NAVAL DISTRICT									
NAS 5 NAV DST	NORFOLK	S2F 2 S2F 1 (INCLUDING BWMR) S2F 15 R5D 3 R4D 8 R4D 5 R4D 82 R4D 52 R4Y 1 R4Y 1 TF 1 UF 2 UF 1 UO 1 SNB 5 SNB 5 SNB 5 SNB 5P SNB 5P T 28B T 28B	A8 A8 A5 A8 A8 A8 A8 A8 A2 A8 A8 A8 A8 A8 A8 A8 A8 A8 A8 A8 A8 A8 A8 ER	1 1 1 1 3 1 1 1 1 2 1 2 13 1 1 8 1	2	2	2	2	2	2	2	2	2	2	2	2	2	2				
NAS 5 NAV DST	OCEANA	R4D 8 R4D 5 6 R4D 5 T2V 1 TV 2 SNB 5 SNB 5 HUP 2	A8 A8 A8 A6 A6 A8 A8 A8	1 1 1 7 1 2 2 * 15*	1 1 1 6 2	1 1 1 5 2	1 1 1 5 2	1 1 1 5 2	1 1 1 5 2	NAS 11 NAV DST SAN DIEGO												
SIXTH NAVAL DISTRICT													P2V 5F5	B5	1	1	1	1	1	1		
NAS 6 NAV DST	JACKSONVILLE	R4D 8 R4D 5 6 R4D 6 R4D 5 R4Y 1 UO 1 TV 2 SNB 5 HUK 1 HUP 2	A8 A8 A8 A8 A8 A8 A6 A8 A8 A8	1 1 1 1 1 2 2 5 1 * 19*	1 2 1 1 1 2 2 5 1 19	1 1 1 1 1 2 2 4 1 18	1 1 1 1 1 2 2 4 1 18	1 1 1 1 1 2 2 4 1 18	NAS 11 NAV DST	LITCHFLD PRK	R4D 6 R4D 6 SNB 5	A7 A8 A6	1 * 2*	1 1	1 1	1 1	1 1	1 1				
NAS 6 NAV DST	KEY WEST	R5D 2 3 R5D 3 UF 1 TV 2 SNB 5 HUP 2	A8 A8 A8 A6 A6 A8	1 1 1 1 1 * 5*	1 1 1 1 1	1 1 1 1 1	1 1 1 1 1	1 1 1 1 1	NAS 11 NAV DST	MIRAMAR	R4D 8 R4D 5 TF 1 TF 1 T2V 1 SNB 5 HUP 2	A8 A8 A8 D5 A6 A6 A8	1 1 1 1 6 1 * 12*	1 1 2 2 6 1 13	1 1 2 2 5 2 12	1 1 2 2 3 2 10	1 1 2 2 3 2 10					
NAVSTA	MAYPORT	TV 2 SNB 5 HUK 1 HUP 2	A6 A6 A8 A8	1 1 1 * 3*	1 1 1 2	1 1 1 2	1 1 1 2	1 1 1 2	NAS 11 NAV DST	POINT MUGU	TV 2 TV 2 SNB 5 HUP 2	A6 A8 A6 A8	3 * 9*	3 10	3 10	3 10	3 10					
NAS 6 NAV DST	SANFORD	R4D 5 6 R4D 5 TV 2 SNB 5 SNB 5 T 28B HUP 2	A8 A8 A6 A6 A8 A6 A8	2 2 2 1 1 * 7*	2 2 2 1 1 6	2 2 2 1 1 6	2 2 2 1 1 6	2 2 2 1 1 6	NMFM	PNT ARGUELLO	TV 2 SNB 5 HRS 3	A6 A6 A8	1 * 4*	1 4	1 4	1 4	1 4					
NAS 6 NAV DST	CECIL FIELD	R4D 5 6 R4D 6 T2V 1 D5 SNB 5 T 28B HUK 1 HUP 2	A8 A2 A6 D5 A6 A6 A8 A8	1 2 2 2 2 1 1 * 2*	1 2 2 2 2 1 1 8	1 2 2 2 2 1 1 8	1 2 2 2 2 1 1 8	1 2 2 2 2 1 1 8	NAAS 11 NAVDST	BROWN FIELD	SNB 5	A6	* 1*	1								
TWELFTH NAVAL DISTRICT													NAAS 11 NAVDST	REAM FIELD	SNB 5	A6	* 1*	1	1	1	1	
NAS 12 NAV DST	ALAMEDA	R5D 3 R4D 8 R4Y 1 TF 1 UF 1 UO 1 TV 2 TV 2 SNB 5 SNB 5P HUP 2	A2 A8 A8 A2 A8 A8 A6 A6 A6 A8 A8 A8	1 2 4 1 1 2 6 2 5 1 * 23*	1 3 4 1 1 2 6 2 5 1 24	1 2 4 1 1 2 7 2 5 1 25	1 2 4 1 1 2 7 2 5 1 25	1 2 4 1 1 2 7 2 5 1 25	NAS 12 NAVDST	FALLON	R5D 3 TV 2 HRS 3	A8 A6 A8	1 * 5*	1 2	1 2	1 2	1 2					
NAS 12 NAVDST	LEMOORE	R4D 5 TV 2 SNB 5 T 28B HUP 2	A8 A6 A6 A6 A8	1 1 1 1 * 3	1 1 1 1 3	1 1 1 1 7	1 1 1 1 7	1 1 1 1 7														

DECLASSIFIED

TOTAL PROGRAM & NON-PROGRAM AIRCRAFT

CONFIDENTIAL

TABLE 2

LOCATION OF AIRCRAFT INVENTORY AND
PLANNED OPERATING ASSIGNMENTS

BY COMMAND AND UNIT

NABS UNIT	LOCATION	MODEL	INVENTORY		PLANNED OPERATING ASSIGNMENTS				NABS UNIT	LOCATION	MODEL	INVENTORY		PLANNED OPERATING ASSIGNMENTS				
			S T A T U S	NO. ON BOARD	30 JUN 1961	30 SEP 1961	31 DEC 1961	31 MAR 1962				S T A T U S	NO. ON BOARD	30 JUN 1961	30 SEP 1961	31 DEC 1961	31 MAR 1962	
																		POOL
NAS 12 NAV DST	MOFFETT FLD	TF 1 TV 2 SNB 5 HUP 2	A2 A6 A6 A8	1 1 5 2	1 1 4 1	1 1 4 1	1 1 4 1	1 1 4 1	BWR ST LOUIS	ST LOUIS	SNB 5	A8	1 1*	1 1	1 1	1 1	1 1	1 1
NAF 12 NAVDST	MONTEREY	AD 5 T2J 1 SNB 5 T 28B HUP 2	A6 A6 A6 A6 A8	3 6 23 10 1	3 6 25 11 1	3 6 24 11 1	3 6 24 11 1	3 6 24 11 1	BWR TETERBURO	TETERBORO	SNB 5	A8	1 1*	1 1	1 1	1 1	1 1	1 1
THIRTEENTH NAVAL DISTRICT									MARINE CORPS BASES AND AIR STATIONS									
NAS 13 NAV DST	WHDBY ISLAND	R5D 2 3 R5D 3 R4D 8 R4D 5 6 TF 1 UF 2 TV 2 SNB 5 SNB 5P HRS 3 HRS 3	A8 A2 A8 A8 A2 A2 A6 A6 A8 A2 A8	1 1 1 2 1 1 2 2 1 2 2	1 1 1 1 1 1 1 2 1 2 2	1 1 1 1 1 1 1 2 1 2 2	1 1 1 1 1 1 1 2 1 2 2	1 1 1 1 1 1 1 2 1 2 2	HMX 1	QUANTICO	HOK 1 HUS 1 HUS 12 HR2S 1	A9 A9 A9 A9	3 14 4 23*	4 14 4 24	4 14 4 24	4 14 4 24	4 14 4 24	4 14 4 24
POTOMAC RIVER NAVAL COMMAND									MCAAS									
NAS ANACOSTIA	ANACOSTIA	R5D 4R R5D 2Z R4Y 2 R4Y 1 R4Y 1 UO 1 T2V 1 T2V 1 SNB 5 SNB 5P T 28B	A8 A8 A8 A8 G5 A8 A6 D5 A6 A8 A6	2 1 1 1 1 4 8 1 44 11 2*	2 1 1 5 4 4 9 2 44 11 77*	2 1 1 5 4 4 12 43 11 80	2 1 1 5 4 4 15 43 11 83	2 1 1 5 4 4 15 43 11 83	MCAS SO6ES	EL TORO	R4D 8 R4D 6 UO 1 TV 2 SNB 5 HRS 3	A8 A8 A8 A6 A6 A8	2 1 1 6 5 12*	3 1 1 2 5 11	3 1 1 2 5 11	3 1 1 2 5 11	3 1 1 2 5 11	3 1 1 2 5 11
NWL	DAHLOREN	SNB 5 SNB 5	A6 A8	1 1*	1 1	1 1	1 1	1 1	MCAS SO6ES	CHERRY POINT	R5D 3 R4D 8 R4D 5 6 R4D 6 UO 1 TV 2 SNB 5 HRS 3	A8 A8 A8 A8 A8 A6 A8	1 1 1 1 3 2 2 10*	1 1 1 1 2 2 2 9	1 1 1 1 2 2 2 9	1 1 1 1 2 2 2 9	1 1 1 1 2 2 2 9	1 1 1 1 2 2 2 9
NAS PTXNT RIV	PTXNT RIVER	WV 2 WV 2 R5D 4R R5D 4R R4D 5 UF 1 UF 1 T2V 1 T2V 1 SNB 5 HRS 3	A8 A9 A8 A9 A8 A2 A8 A6 D5 A6 A8 A8	1 1 1 1 1 1 5 1 3 1 1*	1 1 1 1 1 1 6 2 2 2 12	1 1 1 1 1 1 3 2 1 1 10	1 1 1 1 1 1 2 2 1 1 10	1 1 1 1 1 1 2 2 1 1 10	MCAS AES 12	QUANTICO	AD 5 R4D 8 R4D 5 6 SNB 5 SNB 5P T 28B T 28B	A8 A8 A8 A6 A8 A6 A8	2 2 1 6 1 6 18*	1 1 1 6 1 7 16	1 1 1 6 1 7 16	1 1 1 6 1 7 16	1 1 1 6 1 7 16	1 1 1 6 1 7 16
SEVERN RIVER NAVAL COMMAND									MCAF									
NAF ANNAPOLIS	ANNAPOLIS	UF 1 1T UF 1 UF 1 UF 1T HUP 3 HUP 2	A3 A6 B A6 A8 A8	7 2 3 1 1 2*	8 2 1 1 1 9	8 2 1 1 1 9	8 2 1 1 1 9	8 2 1 1 1 9	MCAS	BEAUFORT	F8U 1 R4D 8 R4D 5 6 R4D 6R TV 2 SNB 5 SNB 5 T 28B HRS 3	Y A8 A8 A8 A6 A6 A8 A6 A8	1 1 1 1 1 1 1 2 6*	1 1 1 1 1 1 1 2 6*	1 1 1 1 1 1 1 2 6*	1 1 1 1 1 1 1 2 6*	1 1 1 1 1 1 1 2 6*	1 1 1 1 1 1 1 2 6*
BUWEP INSPECTORS AND REPRESENTATIVES									HQ MC FLT SECT									
BWFLTRREP CEN	WRGT PAT AFB	R4D 8 SNB 5	A8 A6	1 1*	1 2	1 3	1 3	1 3	MCAS	BEAUFORT	F8U 1 R4D 8 R4D 5 6 R4D 6R TV 2 SNB 5 SNB 5 T 28B HRS 3	Y A8 A8 A8 A6 A6 A8 A6 A8	1 1 1 1 1 1 1 2 6*	1 1 1 1 1 1 1 2 6*	1 1 1 1 1 1 1 2 6*	1 1 1 1 1 1 1 2 6*	1 1 1 1 1 1 1 2 6*	1 1 1 1 1 1 1 2 6*
BWR AKRON	AKRON	SNB 5 SNB 5	A6 A8	1 1*	1 1	1 1	1 1	1 1	TOTAL				15	578	552	556	556	556
BWR BALTIMORE	BALTIMORE	SNB 5	A8	1*	1	1	1	1	PROGRAM				15	551	552	556	556	556
BWR BUFFALO	BUFFALO	SNB 5	A6	1*	1	1	1	1	NON PROGRAM #				-	27	-	-	-	-
BWR BURBANK	BURBANK	SNB 5	A8	1*	1	1	1	1	# See Glossary. Operating includes aircraft reported in "A" number status. Pool includes aircraft reported in other than "A" status.									
BWR COLUMBUS	COLUMBUS	SNB 5	A6	2*	2	2	2	2										
BWR EST HRTFRD	EST HARTFORD	SNB 5	A8	1*	1	1	1	1										
BWR EL SEGUNDO	EL SEGUNDO	SNB 5	A8	1*	1	1	1	1										

DECLASSIFIED

TOTAL PROGRAM & NON-PROGRAM AIRCRAFT

TABLE 2

LOCATION OF AIRCRAFT INVENTORY AND
PLANNED OPERATING ASSIGNMENTS

BY COMMAND AND UNIT

NATRA UNIT	LOCATION	MODEL	INVENTORY		PLANNED OPERATING ASSIGNMENTS				NATRA UNIT	LOCATION	MODEL	INVENTORY		PLANNED OPERATING ASSIGNMENTS								
			S T A T U S	NO. ON BOARD	30 JUN 1961	30 SEP 1961	31 DEC 1961	31 MAR 1962				S T A T U S	NO. ON BOARD	30 JUN 1961	30 SEP 1961	31 DEC 1961	31 MAR 1962					
																		POOL	OPERATING	POOL	OPERATING	
TRARON 27	NEW IBERIA	S2F 1 S2F 1T S2F 1T S2F 1T S2F 1T	A3 A3 B D5 G6	6 34 1 6 2	8 34 42	8 34 42	8 34 42	8 34 42	NAVCIFFSCOL	GLYNCO	FJ 4 FJ 4 FJ 4 WV 2 WV 2 WV 2 WV 2 T2V 1 P3D 2T2	A4 S D5 A4 A5 D6 G6 A4 A5	36 1 3 4 4 1 1 3 6*	36 36 4 4 2 5 5 5 50	36 36 4 4 2 5 5 5 50	36 36 4 4 2 5 5 5 50	36 36 4 4 2 5 5 5 50					
NAVAL AIR TECHNICAL TRAINING COMMAND													NAS	MEMPHIS	R4D 8 R4Y 1 T2V 1 T2V 1 SNB 5 SNB 5P T 288 HRS 3	A8 A8 A6 D5 A6 A8 G6 A8	2 1 2 1 8 1 3 1	2 1 3 1 6 1 4 1	2 1 1 3 6 1 4 1	2 1 1 3 6 1 4 1	2 1 1 3 6 1 4 1	2 1 1 3 6 1 4 1
NATECHTRAU	LAKEHURST	R4D 7	A4	* 1*	1	1	1	1	NAS	MEMPHIS	R4D 8 R4Y 1 T2V 1 T2V 1 SNB 5 SNB 5P T 288 HRS 3	A8 A8 A6 D5 A6 A8 G6 A8	2 1 2 1 8 1 3 1	2 1 3 1 6 1 4 1	2 1 1 3 6 1 4 1	2 1 1 3 6 1 4 1	2 1 1 3 6 1 4 1					
NATECHTRAU	OLATHE	T2J 1 T2J 1 SNB 5 T 348	A5 D5 A5 A5	2 3 4 2*	5 4 7 14*	5 4 7 16	5 4 7 11	5 4 7 11	TOTAL			123	1262	1291	1291	1291	1291					
NATECHTRAU	PENSACOLA	F9F 8P F9F 8T SNB 5P T 288	A4 A4 A5 A6	8 2 6 1	8 2 6 17*	8 2 6 17	8 2 6 11	8 2 6 17	PROGRAM			123	1262	1291	1291	1291	1291					
NATECHTRAU	PHILADELPHIA	SNB 5	A6	* 1*	1	1	1	1	NON PROGRAM #			-	-	-	-	-	-					
NAS	GLYNCO	R4D 8 SNB 5 HRS 3	A8 A8 A8	* 7*	7	7	7	7	# See Glossary Operating includes aircraft reported in "A" number status. Pool includes aircraft reported in other than "A" status.													
NART									NART													
U S NAVAL RESERVE AIRCRAFT																						
NARTU	ANACOSTIA	AD 5 AD 5 AD 5M S2F 1 S2F 1 P2V 5F P2V 5F R4D 8 R4D 5 6 R4D 5 R4D 6R SNB 5 SNB 5 T 288	A4 B A4 A4 B A4 D5 A4 A4 A4 A4 A4 Y A4	11 1 3 8 1 2 2 1 1 1 1 1 2 5*	11 3 3 8 8 4 4 2 1 2 2 2 33*	11 3 3 8 8 4 4 2 1 2 2 2 33	10 8 8 8 1 2 2 2 2 2 2 2 32	8 3 3 8 8 4 4 2 2 2 2 2 2 30	NAS NART	GROSSE ILE	AD 5 AD 5N S2F 2 S2F 1 P2V 5F R5D 2 3 R4D 8 SNB 5 T 288 HUP 2	A4 A4 A4 A4 A4 A4 A4 A4 A4 A4 A4	9 4 1 14 1 1 2 2 1 1 2 1*	11 3 3 13 1 2 2 2 2 2 2 43	11 3 3 13 1 2 2 2 2 2 2 43	10 3 3 13 1 2 2 2 2 2 2 42	8 3 3 13 1 2 2 2 2 2 2 41					
NAS NART	ATLANTA	AD 5 AD 5N P2V 5F P2V 5F P2V 5F R5D 2 3 R4D 8 SNB 5 T 288 HTL 7	A4 A4 A4 B D5 A4 A4 A4 A4 A4 A4	13 2 4 1 1 1 2 1 1 26*	11 3 3 8 8 4 4 2 1 26*	11 3 3 8 8 4 4 2 1 26*	10 3 3 8 8 1 2 2 24	8 3 3 8 8 4 4 2 22	NARTU	JACKSONVILLE	A4D 1 F9F 8B S2F 2 S2F 1 S2F 1 P2V 5F P2V 5F R5D 2 3 R5D 3 R5D 3 R4D 5 6 R4D 5 TV 2 HSS 1 HSS 1N	A4 A4 A4 A4 D5 A4 A4 A4 A4 A4 A4 A4 A4	8 9 2 6 1 4 2 3 3 1 1 3 3*	8 8 2 6 6 4 4 4 4 4 4 4 31	8 8 2 6 6 6 6 4 4 4 4 4 31	8 8 2 6 6 6 6 4 4 4 4 4 31						
NAS NART	DALLAS	FJ 3 FJ 3M FJ 3M FJ 3M P2V 5F P2V 4 R5D 2 3 R5D 3 R5D 4R T2V 1 T2V 1 SNB 5 SNB 5P HUP 2	A4 A4 B D5 A4 A4 A4 A4 A4 A4 B A4 A4 A4 A4	5 23 1 1 4 1 1 1 1 5 2 2 6 3*	4 24 24 24 4 3 2 2 2 5 5 6 6 49*	4 24 24 24 4 3 2 2 2 5 5 6 6 49*	4 24 24 24 4 3 2 2 2 5 5 6 6 48	4 24 24 24 3 3 2 2 2 5 5 5 5 47	NAS NART	LOS ALAMITOS	F9F 8 A4D 1 F9F 8B S2F 2 S2F 1 S2F 1 P2V 5F P2V 5F R5D 2 3 R5D 3 TV 2 F9F 8T SNB 5 R4D 55 HSS 1 HSS 1N HTL 7	A4 B A4 A4 A4 D5 A4 A4 A4 A4 A4 A4 A4 A4 A4 A4	3 1 30 6 14 4 7 1 3 3 2 2 2 6*	8 8 27 6 15 15 7 7 3 6 6 6 6 82	8 8 27 6 15 15 6 6 6 6 6 6 6 82	8 8 27 6 15 15 6 6 6 6 6 6 6 82						
NAS NART	GLENVIEW	F9F 8 F9F 8 F9F 8B S2F 1 S2F 1 P2V 6 P2V 6 P2V 6 6F P2V 5F R5D 2 3 R5D 3 R5D 2 R5D 4R R4Y 1 R4Y 1 JO 1	A4 B A4 A4 B A4 A4 A4 D5 A4 A4 A4 A4 A4 A4 A4 A4	7 1 8 10 7 1 1 6 3 1 1 1 1 2 2	8 8 8 9 9 9 9 9 9 4 4 4 4 4 4 4	8 8 8 9 9 9 9 9 9 4 4 4 4 4 4 4	8 8 8 8 8 8 8 8 8 4 4 4 4 4 4 4	8 8 8 9 9 9 9 9 9 4 4 4 4 4 4 4														

TOTAL PROGRAM & NON-PROGRAM AIRCRAFT

TABLE 2

LOCATION OF AIRCRAFT INVENTORY AND
PLANNED OPERATING ASSIGNMENTS

BY COMMAND AND UNIT

DECLASSIFIED

NART UNIT	LOCATION	MODEL	INVENTORY		PLANNED OPERATING ASSIGNMENTS				NART UNIT	LOCATION	MODEL	INVENTORY		PLANNED OPERATING ASSIGNMENTS					
			S T A T U S	NO. ON BOARD	30 JUN 1961	30 SEP 1961	31 DEC 1961	31 MAR 1962				S T A T U S	NO. ON BOARD	30 JUN 1961	30 SEP 1961	31 DEC 1961	31 MAR 1962		
																		POOL	OPERA- TING
NARTU	MEMPHIS	FJ 4	A4	16	16	16	16	16	NAS NART	OLATHE	F9F 8	A4	6						
		FJ 4	B	2							F9F 8B	A4	1	6	13	13	13	13	
		FJ 4	D5	3							P2V 6	A4	1	4	4	4	4	4	
		P2V 5F	A4		4	3	3	3	3		P2V 6	B	1						
		R5D 2 3	A4		2	2	2	2	2		P2V 6	D5	1						
		R5D 2	A4		2						R5D 2 3	A4			2	2	2	2	
		R4D 8	A4		1	1	1	1	1		R5D 3	A4			2	1	1	1	
		T2V 1	A4		3	2	2	2	2		R5D 4R	A4			2	3	3	3	
		SNB 5	A4		1	1	1	1	1		TV 2	A4			2	2	2	2	
					5*	27*	25	25	25		SNB 5	A4			2	2	2	2	
NAS NART	MINNEAPOLIS	AD 5	A4	9	11	11	10	8	NAS NART	SEATTLE	AD 5	A4	10	11	11	10	7		
		AD 5N	A4		3	3	3	3	AD 5N		A4		4	3	3	3	3		
		S2F 2	A4		1	1	1	1	S2F 2		A4		3	3	3	3	3		
		S2F 1	A4		10	13	13	13	S2F 1		A4		7	6	6	6	6		
		P2V 5F	A4		2	1			S2F 1		D5		2						
		P2V 5F	D5		1				P2V 5F		A4		1	6	4	4	4	4	
		R5D 2 3	A4			3	3	3	P2V 5F		X		1						
		R5D 3	X		1				R5D 2 3		A4			3	3	3	3		
		R5D 2	A4		1	1	1	1	R5D 3		A4			1					
		SNB 5	A4		2	2	2	2	R5D 2		A4			1	1	1	1		
T 28B	A4		6	6	6	5	R4D 8	A4			1	1	1	1					
HUP 2	A4		2*	35*	41	40	38	SNB 5	A4			1	1	1	1				
					4	5	5	T 28B	A4			2	2	2	2				
NAS NART	NEW ORLEANS	FJ 3	A4	10	10	10	10	10	HSS 1	A4			2	3	3	2	1		
		FJ 3M	A4		1	3	3	3	HSS 1N	A4			3*	38*	37	37	38	35	
		F9F 8B	A4		6														
		S2F 2	A4		2	2	2	2											
		S2F 1	A4		5	6	6	6											
		S2F 1	D5		3														
		R5D 2 3	A4			1	1	2											
		R5D 2	A4			1													
		R4D 8	A4		2	2	2	2											
		TV 2	A4		2	2	2	2											
SNB 5	A4		1	2	2	2													
HSS 1	A4		2	3	3	2	1												
HSS 1N	A4					2	4												
			3*	32*	31	31	33	34											
NAS NART	NEW YORK	FJ 3	B	3					NAS NART	WILLOW GROVE	FJ 3	A4	12	11	11	11	11		
		FJ 4B	A4		17	17	17	17	FJ 3M		A4		3	4	4	4	4		
		FJ 4B	B		1				FJ 3M		D5		1						
		S2F 2	A4		4	4	4	4	S2F 2		A4			7	5	5	5	5	
		S2F 1	A4		14	14	14	14	S2F 1		A4			6	13	13	13	13	
		S2F 1	B		1				S2F 1		D5			7					
		S2F 1	D5		2	5	7	6	6		P2V 5F	A4			5	5	4	4	4
		P2V 5F	A4			2					P2V 5F	D5			1				
		P2V 5F	G6			1					R5D 2 3	A4				3	3	3	3
		R5D 2 3	A4				2	2	2		R5D 3	A4				2			
R5D 3	A4			1				R5D 2	A4			2	2	2	2				
R5D 4R	A4			1	1	1	1	T2V 1	A4			1	1	1	1				
TF 1	A8			1	1	1	1	SNB 5	A4			1	1	1	1				
T2V 1	A4			3	3	3	3	SNB 5P	A4			1	1	1	1				
SNB 5	A4			2	2	2	2	R4D 6S	A4			1	1	1	1				
SNB 5	A8			2	2	2	2	HSS 1	A4						3				
HSS 1	A4			3	4	4	1	HSS 1N	A4						2				
HSS 1N	A4			1	1	4	5	HUP 2	A4			9*	47*	52	51	50			
HTL 7	A4			1	1	1	1					79	705	717	714	716	705		
			11*	54*	58	58	58	58											
NARTU	NORFOLK	S2F 1	A4	8	9	9	9	9	TOTAL										
		S2F 1	D5	2					PROGRAM										
		R5D 2 3	A4		2	2	2	2	NON PROGRAM #										
		R5D 3	A4		1														
		R5D 2	A4		1														
		R4D 5 6	A4			1	1	1	1										
		R4D 5	A4			1	3	3	3										
		T2V 1	A4			3	3	3	3										
		SNB 5	A4			1	1	1	1										
					2*	15*	16	16	16										
NAS NART	OAKLAND	A4D 1	A4	24	24	24	24	24											
		A4D 1	B	3															
		S2F 2	A4		7	7	7	7											
		S2F 1	A4		11	11	11	11											
		S2F 1	D5		4														
		P2V 5F	A4			8	7	6	6										
		R5D 2 3	A4			2	2	2	2										
		R5D 3	A4			1													
		R5D 2	A4			1													
		R5D 4R	A4			1	1	1	1										
TV 2	A4			6	5	5	5												
SNB 5	A4			4	1	1	1												
SNB 5P	A4			1	1	1	1												
HSS 1	A4			2	3	3	1	1											
HSS 1N	A4					4	4												
			7*	63*	62	61	63	63											

See Glossary. Operating includes aircraft reported in "A" number status. Pool includes aircraft reported in other than "A" status.

TOTAL PROGRAM & NON-PROGRAM AIRCRAFT

TABLE 2

LOCATION OF AIRCRAFT INVENTORY AND
PLANNED OPERATING ASSIGNMENTS

DECLASSIFIED

BY COMMAND AND UNIT

RDT&E UNIT	LOCATION	MODEL	INVENTORY		PLANNED OPERATING ASSIGNMENTS				RDT&E UNIT	LOCATION	MODEL	INVENTORY		PLANNED OPERATING ASSIGNMENTS													
			S T A T U S	NO. ON BOARD	30 JUN 1961	30 SEP 1961	31 DEC 1961	31 MAR 1962				S T A T U S	NO. ON BOARD	30 JUN 1961	30 SEP 1961	31 DEC 1961	31 MAR 1962										
																		POOL	OPERA-TING	POOL	OPERA-TING						
RDT&E AIRCRAFT													A3D 1P	A9	*	1	1*										
		F8U 2	A9	3	6	6	6	6			A3D 2Q	A9		1													
		F8U 2	D5	1							A3D 2Q	T	1														
		F8U 2	T	2*	3*	6	6	6	6				1*	1*													
		F8U 1	A9	1	6	4	2	2			A3D 1Q	A9	*	1													
		F8U 1	T	3	1*	6	4	2	2				*	1*													
		F8U 1E	D5	1	*																						
		F11F 1	A9	1	6	6	4	4			A3J 1	A9	1	1	1	1	1	1	1	1							
		F11F 1	T	1							A3J 1	T	10														
		F11F 1	U	1	*								10*	1*	1	1	1	1	1	1							
		F9F 8	A9	*	2	2*					A3D 2	A9	1	3	3	3	3	3									
		F2H 2	T	1	*						A3D 2	T	1*	1*	3	3	3	3									
		FJ 4	A9	1	4	5	5				A3D 1	A9	1	2	2	2	2	2									
		FJ 4	G6	1							A3D 1	D5	1	2	2	2	2	2									
		FJ 4	T	1	2*	1*	4	5	5		A3D 1	T	1	2*	2*	2	2	2	2								
		FJ 3	A9	*	*	3	2	2	2		A2F 1	T	5	*													
		F8U 2N	A9	*	*	3	2	2	2				5*	*													
		F8U 2N	T	3	1	2	4	4	4		AD 6	A9	*	1*	2	2	2	2	2								
		F3H 2	A9	4	8	8	8	8			AD 5	A9	1	2	2	2	2	2									
		F3H 2	T	2*	4*	8	8	8	8		AD 5	C	1*	1*	2	2	2	2									
		F3H 2N	A9	2	1	1	1				AD 5N	A9	*	4*	5	5	5	5	5								
		F3H 2N	G6	1							AD 5Q	A9	*	*	1	1	1	1									
		F3H 2N	T	1	2*	1	1	1			W2F 1	T	2	2*	*												
		F4H 1	A9	*	*	1	2	3	4		WF 2	A9	1	2	2	2	2	2									
		F4H 1F	A9	2							WF 2	T	1	1*	1*	2	2	2	2								
		F4H 1F	T	10							AD 5W	A9	*	*	2	2	2	2	2								
		F4H 1F	U	2	2*						AJ 1	T	1	1*	*												
		F3D 2	A9	*	*	2	2	2	2		S2F 3	A9	4	3*	2	2	2	2	2								
		F3D 2	T	2	2*	*	2	2	2		S2F 3	T	4*	3*	2	2	2	2	2								
		F3D 2M	T	1	1*	*					S2F 1	A9	1	4*	2	2	2	2									
		F3D 1	T	1	1						S2F 1	T	1	1*	4*	2	2	2	2								
		F3D 1	U	1	2*	*					P2V 7	A9	*	2*	2	2	2	2	2								
		F4D 1	A9	7	11	11	11	11			P2V 7S	A9	*	2*	2	2	2	2	2								
		F4D 1	T	1	7*	11	11	11	11		P2V 7S	T	1	1*	*	1	1	1	1								
		F8U 1P	A9	1	3	3	3	3			P2V 6M	A9	*	1*		1	1	1	1								
		F8U 1P	T	1	1*	3	3	3	3		P2V 5F	A9	*	4*	4	4	4	4	4								
		F9F 8P	A9	1	1	1	1	1			P2V 5FS	A9	2	2	2	2	2	2	3								
		F9F 8P	T	1	1*	1	1	1	1		P2V 5FS	T	1	1*	2*	2	2	2	3								
		FJ 3D2	A9	3	3	3	3	3			P2V 4	A9	*	2*	2	2	1	1									
		FJ 3D2	D5	1	3*	3	3	3	3		P2V 5FD	A9	*	1*	1	1	1	1	1								
		A4D 2	A9	3	4	4	4	4			WV 2	A9	5	5*	6	6	6	6	6								
		A4D 2	T	1	3*	4	4	4	4		WV 2E	A9	*	1*													
		A4D 2N	A9	7	5	5	5	5			R5D 2 3	A9	*	*	2	2	2	2	2								
		A4D 2N	T	3	7*	5	5	5	5		R5D 3	A9	*	1*													
		A4D 1	A9	5	4	4	4	4			R5D 2	A9	*	1*													
		FJ 4B	A9	3	4	4	4	4			R5D 4R	A9	*	1*	1	1	1	1	1								
		FJ 4B	D5	2	3*	4	4	4	4		R4D 8	A9	*	1*	2	2	2	2	2								
		F9F 8B	A9	2																							
		F9F 8B	T	1	2*																						

CONFIDENTIAL

TOTAL PROGRAM & NON-PROGRAM AIRCRAFT

TABLE 2

LOCATION OF AIRCRAFT INVENTORY AND
PLANNED OPERATING ASSIGNMENTS
BY COMMAND AND UNIT

DECLASSIFIED

RDT&E UNIT	LOCATION	MODEL	INVENTORY		PLANNED OPERATING ASSIGNMENTS				RDT&E UNIT	LOCATION	MODEL	INVENTORY		PLANNED OPERATING ASSIGNMENTS			
			S T A T U S	NO. ON BOARD	30 JUN 1961	30 SEP 1961	31 DEC 1961	31 MAR 1962				S T A T U S	NO. ON BOARD	30 JUN 1961	30 SEP 1961	31 DEC 1961	31 MAR 1962
R4D 5 6	A9		*	*	2	2	2	2		Y/F11F 1	A9		2				
					2	2	2	2		Y/F11F 1	D5	2	2*	2*			
R4D 6	A9			1						Y/FJ 4	A9	*	2	2*			
R4D 6	U		2	2*	1*					Y/FJ 3	A9		1				
										Y/FJ 3	D5	1	1*	1*			
R4D 5	A9			2						Y/F8U 2N	A9	*	6	5*			
R4D 5	U		1	1*	2*					Y/F9H 2	A9	*	3	3*			
										Y/F4D 1	A9		4				
R4D 6R	T		1	1*	*					Y/F4D 1	D5	1	1*	4*			
										Y/A4D 2	A9	*	4	4*			
R4Y 1	A9		*	2	2*	3	3	3	3	Y/A4D 2N	A9	*	1	1*			
						3	3	3	3	Y/A4D 1	A9		3				
TF 1	A9			1	1	1	1	1	1	Y/A4D 1	D5	1	1*	3*			
TF 1	T		2	2*	1*	1	1	1	1	Y/FJ 4B	A9	*	2	2*			
						3	3	3	3	Y/A3D 1Q	A9	*	1	1*			
GV 1	A9			1						Y/A3D 1	A9	*	2	2*			
GV 1	T		1	1*	1*					Y/S2F 1	A9	*	1	1*			
						7	7	7	6	Y/WV 2	G5	1	1*	*			
UF 1	A9		*	1	1*	1	1	1	1	Y/R4Y 1	A9	*	1	1*			
						1	1	1	1	Y/T2J 1	A9	*	2	2*			
JD 1	A9		*	1	1*	1	1	1	1	Y/TV 2	A9	*	1	1*			
						3	3	3	3	Y/F9F 8T	A9		2				
JD 1D	A9		*	*	*	3	3	3	3	Y/F9F 8T	D5	1	1*	2*			
						3	3	3	3	Y/T 34B	A9	*	1	1*			
T2J 1	A9			3		1	1	1	1	Y/HSS 1	A9	*	1	1*			
T2J 1	T		2	2*	3*	1	1	1	1	Y/HUL 1	A9	*	1	1*			
						7	7	7	6	Y/F8U 2N	A9	*	4	4*			
T2V 1	A9			1		7	7	7	6	YF4H 1F	A9	*	7	7*			
T2V 1	T		1	1*	7*	7	7	6	6	YA3J 1	A9	*	4	4*			
						4	5	8	8	YS2F 3	A9	*	1	1*			
F9F 8T	A9			1		4	5	8	8	YGV 1	A9	*	2	2*			
F9F 8T	T		1	1*	4*	5	8	8	8	YHSS 2	A9	*	6	6*			
						5	2	2	2	F9F 6K2	A9	*	14	14*			
F3D 2T2	A9		*	5	5*	2	2	2	2	F9F 6K	A9	*	12	12*			
						2	2	2	2	F6F 5K	A9	*	5	5*			
T 34B	A9		*	2	2*	2	2	2	2	TOTAL		126	238	159	159	158	151
						3	3	3	3	PROGRAM		10	197	159	159	158	151
T 28B	A9		*	3	3*	3	3	3	3	NON PROGRAM #		116	101	-	-	-	-
						3	3	3	3								
R4D 5S	T		1	1*	*												
						3	2	2	2								
T 28BD	A9		*	3	3*	2	2	2	2								
						2	2	2	2								
HSS 2	T		10	10*	*												
						2											
HSS 1	A9			2													
HSS 1	T		5	5*	2*												
						3											
HSS 1N	A9		*	3	3*												
						1	1	1	1								
HOK 1	T		1	1*	*												
						1	1	1	1								
HRS 3	A9		*	1	1*	1	1	1	1								
						1	1	1	1								
HU2K 1	A9			8													
HU2K 1	T		8	8*	*												
						1	1	1	1								
HUS 1A	A9		*	1	1*	1	1	1	1								
						1	1	1	1								
HUP 2	A9			1		1											
HUP 2	T		1	1*	*	1											
						1											
HTK 1	T		2	2*	*												
						1	1	1									
ZS2G 1	A9		*	1	1*	1	1										
						2	2	2	3								
ZPG 2	A9		*	2	2*	2	2	3	3								
						2	2	3	3								
Y/F8U 2	A9		*	1	1*												
						4											
Y/F8U 1	A9		*	4	4*												

See Glossary. Operating includes aircraft reported in "A" number status. Pool includes aircraft reported in other than "A" status.

TABLE 2

TOTAL PROGRAM & NON-PROGRAM AIRCRAFT
 LOCATION OF AIRCRAFT INVENTORY AND
 PLANNED OPERATING ASSIGNMENTS

DECLASSIFIED

BY COMMAND AND UNIT

RDT&E UNIT	LOCATION	MODEL	INVENTORY		PLANNED OPERATING ASSIGNMENTS				RDT&E UNIT	LOCATION	MODEL	INVENTORY		PLANNED OPERATING ASSIGNMENTS				
			S T A T U S	NO. ON BOARD	30 JUN 1961	30 SEP 1961	31 DEC 1961	31 MAR 1962				S T A T U S	NO. ON BOARD	30 JUN 1961	30 SEP 1961	31 DEC 1961	31 MAR 1962	
																		POOL
MCAS AES 12	QUANTICO	T 34B	A9	2					BWR RDT&E	BURBANK	P2V 7S	T	1					
				* 2*							P2V 5FS	T	1					
											T2V 1	T	1					
NATU	QUONSET PNT	A4D 1	A9	1					BWR RDT&E	COLUMBUS	FJ 4	T	1					
		S2F 1	A9	1							F9F 8P	T	1					
		P2V 5F	A9	1							A3J 1	T	10					
				* 3*							AJ 1	T	1					
INSMAT	SCHENECTADY	HSS 1	T	1							GV 1	T	1					
				1*	*						T2J 1	T	2					
NADU	SO WEYMOUTH	F4D 1	A9	2					BWR RDT&E	DALLAS	F8U 2	T	1					
		S2F 1	A9	1							F8U 1	T	3					
		P2V 5F	A9	1							F8U 2N	T	3					
		P2V 5FS	A9	2									7*	*				
		WV 2	A9	3					BWR RDT&E	EST HARTFORD	HSS 2	T	10					
		JD 1	A9	1							HSS 1	T	4					
		F3D 2T2	A9	1									14*	*				
		ZPG 2	A9	1					BWR RDT&E	EL SEGUNDO	A4D 2	T	1					
				* 12*							A4D 2N	A9	2					
BUREAU OF NAVAL WEAPONS REPRESENTATIVES																		
BWR RDT&E	BALTIMORE	F2H 2	T	1							A4D 2N	T	3					
		F3D 2	T	1							A3D 2P	T	1					
		F8U 1P	T	1							A3D 2Q	T	1					
		A3D 2P	T	1							A3D 2	T	1					
				4*	*				BWR RDT&E	MORTON	HUP 2	T	1					
BWR RDT&E	BETHPAGE	F11F 1	T	1									9*	*				
		F9F 8B	T	1					BWR RDT&E	ST LOUIS	F4H 1F	T	9					
		A3D 1	T	1									9*	*				
		A2F 1	T	5									126	238	159	159	158	151
		W2F 1	T	2									10	137	159	159	158	151
		WF 2	T	1														
		S2F 3	T	4														
		S2F 1	T	1														
		TF 1	T	2														
		F9F 8T	T	1														
				19*	*													
BWR RDT&E	BLOOMFIELD	HOK 1	T	1														
		HU2K 1	T	8														
		HTK 1	T	2														
				11*	*													
BWR RDT&E	BUFFALO	F3D 1	T	1														
				1*	*													

See Glossary. Operating includes aircraft reported in "A" number status. Pool includes aircraft reported in other than "A" status.

TOTAL PROGRAM & NON-PROGRAM AIRCRAFT

CONFIDENTIAL

TABLE 2

LOCATION OF AIRCRAFT INVENTORY AND
PLANNED OPERATING ASSIGNMENTS

BY COMMAND AND UNIT

DECLASSIFIED

BUWEPS FR UNIT	LOCATION	MODEL	INVENTORY		BUWEPS FR UNIT	LOCATION	MODEL	INVENTORY		
			S T A T U S	NO. ON BOARD				S T A T U S	NO. ON BOARD	
OVERHAUL & REPAIR ACTIVITIES										
06R BUWEPS FR	ALAMEDA	F8U 2	ER	1			HR2S 1	B	1	
		F8U 2	EV	1			HR2S 1	D1	6	
		F11F 1	EA	3			HR2S 1	EA	1	
		FJ 4	EA	1			HR2S 1	E1	2	
		FJ 4	EE	6			HUK 1	D1	1	
		FJ 4	Y	1			HUK 1	EA	1	
		FJ 3M	EA	8			HUK 1	E1	6	
		FJ 3D	EE	7			HUS 1A	D1	2	
		FJ 3D	Y	1			HUS 1A	EA	1	
		FJ 3D	Y	1			HUL 1	B	1	
		FJ 3D2	Y	1			HUL 1	E1	1	
		F9F 5KD	EJ	2			HUL 1	B	1	
		F9D 2G	B	1			HUP 2	D1	1	
		A4D 2N	EA	1			HUP 2	EA	1	
		FJ 4B	EA	1			HUP 2	E1	5	
		FJ 4B	Y	1			HTL 7	B	2	
		A3D 2Q	S	1			HTL 7	D1	5	
		AD 6	EA	6			HTL 6	D1	1	
		AD 6	EN	1			HTL 6	EA	1	
		AD 6	ER	1			HTL 6	E1	12	
		AD 6	E1	1					144*	
		AD 6	R	3		06R BUWEPS FR	LAKEHURST	HSS 1	G5	1
		AD 5N	EA	1				ZPG 2	B1	1
		AD 5N	NX	1				ZPG 2	MW	1
		AD 50	EJ	2				ZPG 2	NX	2
		AD 5W	EJ	8				ZPG 3W	G7	1
		AD 5W	NX	1				ZPG 3W	HG	1
		AD 5W	Y	1				ZPG 2W	MX	1
		P2V 7	DE	3						8*
		P2V 7	E5	1		06R BUWEPS FR	NORFOLK	F8U 2	D1	2
		P2V 6M	E5	4				F8U 2	EA	2
		P2V 6TX	E5	1				F8U 2	Y	1
		P2V 5F	DE	8				F8U 1	D5	1
		P2V 5F	D5	12				F8U 1	EA	2
		P2V 5F	E5	5				F8U 1	G5	1
		P2V 5F	H5	1				F8U 1E	B1	1
		P2V 5FS	B1	2				F8U 1E	D1	2
		UF 2	B	1				F8U 1E	EA	2
		UF 1	NX	1				F8U 1E	Y	1
		JD 1	Y	1				F11F 1	D5	2
		TV 2D	P4	3				F11F 1	E5	2
		SNB 5	P4	2				F11F 1	MX	2
		HRS 3	P4	1				F11F 1	NX	2
				109*				F9F 8	D1	1
								F9F 8	PC	29
								F2H 4	Y	1
06R BUWEPS FR	CHERRY POINT	F3H 2M	P3	1				F3H 2	ER	2
		F3H 2M	Y	3				F8U 1P	G5	1
		FJ 4	D5	1				F9F 8P	E1	1
		FJ 4	EA	1				F9F 6D	PC	1
		FJ 3	EA	4				F9F 5KD	C	1
		FJ 3	E5	9				F9F 5KD	DA	1
		FJ 3M	EA	10				A4D 2	ER	1
		FJ 3M	EE	2				F9F 8B	B	3
		FJ 3M	NX	26				F9F 8B	D1	11
		F2H 4	NX	4				AD 6	ER	1
		F2H 3	NX	4				AD 5Q	ER	1
		F2H 3	Y	1				P5M 2	MX	1
		F3H 2	B	1				P5M 2S	C	2
		F3H 2	D1	1				P5M 1	MX	24
		F3H 2	EA	2				JD 1	B	2
		F3H 2X	D7	2				JD 1	D1	3
		F3H 2N	Y	3				JD 1	E1	2
		FJ 3D	E5	3				F9F 8T	EA	2
		OE 2	D1	1				SNB 5	R	2
		OE 1	D1	1				SNL 6	R	3
		OE 1	E1	2				HSS 1	ER	1
		R4D 2	D3	4				HUS 1A	ER	1
		R4Q 2	E3	1				HTL 4	MW	2
				88*				F9F 6K2	B	1
								F9F 6K2	C	2
06R BUWEPS FR	JACKSONVILLE	F4D 1	B	2				F9F 6K2	G7	1
		F4D 1	D5	3				F9F 6K2	HG	8
		F4D 1	EA	9				F9F 6K2	MZ	2
		F4D 1	NX	1				F9F 6K2X	E4	23
		A4D 2	EJ	1				F9F 6K	B3	1
		A4D 2	ER	4				F9F 6K	G7	4
		A3D 2	D1	1				F9F 6K	H5	1
		A3D 2	EA	2				F9F 6K	MZ	36
		HSS 1	D1	2				F9F 6KX	E4	8
		HSS 1	D4	5				F9F 6KX	MW	56
		HSS 1	EA	3						266*
		HSS 1	E1	7						
		HSS 1N	B	2		06R BUWEPS FR	PENSACOLA	WF 2	D5	1
		HSS 1N	D1	2				S2F 2	DE	1
		HSS 1N	E1	3				S2F 1X	D5	1
		HOK 1	D1	2				S2F 1	B	1
		HOK 1	EA	1				S2F 1	EA	1
		HOK 1	E1	17				S2F 1T	B	3
		HO4S 3	E1	9				P5M 2	B	2
		HRS 3	E1	7				P5M 2	G4	2
		HRS 3	Y	1				P5M 1	G4	3
		HUS 1	B	2				UF 2	EA	1
		HUS 1	D1	4				UF 2	E1	1
		HUS 1	EA	1				UF 1	B	1
		HUS 1	E1	1				UF 1	D1	5
								UF 1	E1	1

CONFIDENTIAL

TOTAL PROGRAM & NON-PROGRAM AIRCRAFT

TABLE 2

LOCATION OF AIRCRAFT INVENTORY AND
PLANNED OPERATING ASSIGNMENTS

DECLASSIFIED

BY COMMAND AND UNIT

BUWEPS FR UNIT	LOCATION	MODEL	INVENTORY		BUWEPS FR UNIT	LOCATION	MODEL	INVENTORY		PLANNED OPERATING ASSIGNMENTS
			S T A T U S	NO. ON BOARD				S T A T U S	NO. ON BOARD	
		R4D 8	D1	12			F9F 8P	U	2	
		R4D 6	S	2			R4D 5	U	1	
		R4D 6	O1	5			R4D 6R	U	16	
		R4D 5	D1	1			R4D 5R	U	2	
		R4D 8Z	D1	1			R4D 6Z	U	5	
		R4D 7	B	1			R4D 5Z	U	1	
		HUP 3	B	3			F9F 8T	U	1	
		HUP 3	D4	3			R4D 6Q	U	3	
				54*			R4D 5Q	U	3	
BWR FR	EL SEGUNDO	A4D 2N	C	2			R4D 6S	U	12	
		A3D 2P	G5	1			HR25 1	U	1	
		A3D 2	G5	1					47*	
				4*						
BWR FR	EST HARTFORD	HSS 2	EA	1		FLYING CLUB	CRPS CHRISTI	T 34B	U	1
		HSS 2	V	23						1*
		HSS 1N	B3	1		FLYING CLUB	JOHNSVILLE	T 34B	U	1
		HSS 1N	V	21						1*
		HUS 1	V	8		FLYING CLUB	LAKEHURST	T 34B	U	1
		HR25 1	V	1						1*
				55*		FLYING CLUB	NEW ORLEANS	T 34B	U	1
BWR FR	MARIETTA	GV 1	B	1						1*
				1*		FLYING CLUB	NEW RIV JAX	T 34B	U	1
BWR FR	ST LOUIS	F4H 1F	B	8						1*
		T2V 1	T	1		FLYING CLUB	PENSACOLA	T 34B	U	1
				9*						1*
BWR FR	W PALM BEACH	R6D 1	B	1		FLYING CLUB	ROTA	T 34B	U	1
		R6D 1	D3	3						1*
		R4Y 1	D3	3		FLYING CLUB	WHITING FLD	T 34B	U	1
				7*						1*
<u>MISCELLANEOUS BUWEPS ACTIVITIES</u>										
POOL BUWEPS FR	BEAUFORT	F8U 1	ER	1		GEN ELEC CO		T 34B	U	1
				1*						1*
POOL BUWEPS FR	KEY WEST	F3H 2	HF	1		LAKE CEN AIRLN		R4D 6R	U	1
				1*				R4D 5R	U	1
POOL BUWEPS FR	MEMPHIS	A3D 2	HF	1				T 34B	U	3*
				1*		MATL DEV CONAC	FORT RUCKER	HUS 1	U	1
POOL BUWEPS FR	SAN DIEGO	AD 5W	C	1						1*
				1*		NO CEN AIRLNS		R4D 6R	U	2
POOL BUWEPS FR	OCEANA	A3D 2	HF	1						2*
				1*		OZARK AIR INC		R4D 5R	U	2
POOL BUWEPS FR	SO WEYMOUTH	FJ 3	Y	1						2*
				1*		TRANS TEX AIRW		R4D 5R	U	2
<u>ACFT ON LOAN BUWEPS FR</u>										
ARC RESRCH LAB		R4D 5S	U	1		U S ARMY		A4D 1	U	1
				1*				T2V 1	U	2
ATOM ENER COMM		R4D 6R	U	1				SNB 5	U	1
				1*				T 288	U	2
BLATZ AIRLINES		R4D 6R	U	1				R4D 6Q	U	4
				1*				R4D 5Q	U	1
CAL AIR CHARTR		R4D 5R	U	1		USAF		R4D 6S	U	1
				1*				R4D 5S	U	1
CEN AIRLNE INC		R4D 6R	U	2						13*
		R4D 5R	U	1				F8U 1	U	1
				3*				F8U 1D	U	1
DEPT OF AGRI		SNB 5	U	1				TV 2D	U	1
		R4D 6S	U	1				TV 2KD	U	1
				2*						4*
DEPT OF INT		R4D 6Q	U	1						
				1*						
DEPT OF JUSTCE		R4D 5	U	2						
				2*						

CONFIDENTIAL

DECLASSIFIED

CONFIDENTIAL

TABLE 3

PROGRAM AIRCRAFT

PROGRAM INVENTORY BY STATUS AND PLANNED OPERATING ASSIGNMENTS

BY COMMAND, CLASS AND MODEL

CLASS AND MODEL	COMMAND	TOTAL	BUWEPS FR		OPERATING COMMANDS			PLANNED OPT'G. ASSIGNMENTS				
			NON OPERATIONAL SUPPORT	RESERVE STOCK	READY FOR ISSUE	OPERATIONAL POOL		ON BOARD OPERATING INV.	30 JUN 1961	30 SEP 1961	31 DEC 1961	31 MAR 1962
						UNDG. PAR & AIRLINE MAINTENANCE	OTHER					
	LANT	2213			88	110	84	1931	1982	1962	1962	1941
	PAC	2588			172	201	160	2055	2299	2309	2318	2324
	NABS	566			3	7	5	551	552	556	556	554
	NATRA	1385			10	58	55	1262	1291	1291	1291	1291
	NART	784			22	51	6	705	717	714	716	705
	RDT&E	147			1	7	2	137	159	159	158	151
	BUWPS	2764	1033	1731								
		10447	1033	1731	296	434	312	6641	7000	6991	7001	6966
FIGHTER JET	LANT	496			14	43	23	416	451	450	452	438
	PAC	715			52	87	29	547	641	637	642	650
	NABS	12					1	9	11	11	11	11
	NATRA	127			2	12	2	111	114	114	114	114
	NART	108			7	6	1	94	96	96	96	96
	RDT&E	33				3	2	28	56	56	55	48
	BUWPS	462	165	297								
		1953	165	297	75	153	58	1205	1369	1364	1370	1357
ATTACK JET	LANT	521			28	32	24	437	430	424	424	424
	PAC	619			60	72	70	417	495	495	505	501
	NATRA	79			4			75	84	84	84	84
	NART	114			5	1		108	97	97	97	97
	RDT&E	31				4		27	23	23	23	23
	BUWPS	173	38	135								
		1537	38	135	97	109	94	1064	1129	1123	1133	1129
ATTACK PROP	LANT	184			8	3	4	169	176	172	172	168
	PAC	202			8	2	5	187	196	196	196	196
	NABS	4						4	5	5	5	5
	NATRA	29						29	31	31	31	31
	NART	69			1			68	70	70	65	54
	RDT&E	8			1			7	14	14	14	14
	BUWPS	404	169	235								
		900	169	235	18	5	9	464	492	488	483	468
ANTI SUBMARINE	LANT	144			8	15	5	116	115	115	115	115
	PAC	104			1	8		95	89	89	89	89
	NABS	7						7	6	6	6	4
	NATRA	118			2	20	7	89	98	98	98	98
	NART	204			6	29		169	180	180	180	180
	RDT&E	7						7	4	4	4	4
	BUWPS	52	19	33								
		636	19	33	17	72	12	483	492	492	492	490
PATROL	LANT	203			5	7	4	187	188	189	189	189
	PAC	205			22	6	8	169	182	182	182	182
	NABS	3			1			2	2	2	2	2
	NATRA	14				1		13	20	20	20	20
	NART	90			2	15		71	65	57	57	57
	RDT&E	12						12	12	12	12	12
	BUWPS	212	109	103								
		739	109	103	30	29	14	454	469	462	462	462
WARNING	LANT	54			6		13	35	33	27	27	27
	PAC	44					8	36	37	34	34	34
	NABS	4						4	3	6	6	6
	NATRA	6					2	4	6	6	6	6
	RDT&E	6						6	6	6	6	6
	BUWPS	23	1	24								
		139	1	24	6		23	85	85	79	79	79
OBSERVATION	LANT	12						12	10	10	9	9
	PAC	25			4		2	19	21	21	21	18
	BUWPS	4	4									
		41	4		4		2	31	31	31	30	27
TRANSPORT	LANT	150			5	4	3	138	147	145	141	135
	PAC	123			3	5	5	110	112	107	103	103
	NABS	86				1	1	84	85	84	84	84
	NATRA	15						15	14	14	14	14
	NART	89					1	84	81	81	82	82
	RDT&E	10						10	11	11	11	11
	BUWPS	83	55	28								
		522	55	28	8	10	10	411	430	422	415	409
IN FLGT REFUEL	LANT										3	4
	PAC	2						2	3	8	9	12
	RDT&E	1						1				
	BUWPS	1	1									
		4	1					3	3	8	12	16

CONFIDENTIAL

~~CONFIDENTIAL~~
TABLE 3

PROGRAM AIRCRAFT

DECLASSIFIED

PROGRAM INVENTORY BY STATUS AND PLANNED OPERATING ASSIGNMENTS
BY COMMAND, CLASS AND MODEL

CLASS AND MODEL	COMMAND	TOTAL	BUWEPS FR		OPERATING COMMANDS				PLANNED OPT'G. ASSIGNMENTS					
			NON OPERA-TIONAL SUPPORT	RESERVE STOCK	READY FOR ISSUE	OPERATIONAL POOL		ON BOARD OPERA-TING INV.	30 JUN 1961	30 SEP 1961	31 DEC 1961	31 MAR 1962		
						UNDG. PAR & AIRLINE MAINTENANCE	OTHER							
UTILITY	LANT	27			2			1	24	28	28	28	28	
	PAC	43			1				42	40	40	40	40	
	NABS	35			2			1	32	32	34	34	34	
	NATRA	6							6	4	4	4	4	
	NART	2							2	2	2	2	2	
	RDT&E	2							2	5	3	3	3	
	BUWPS	60	22	38										
	175	22	38	5			2	108	111	111	111	111		
TRAINING JET	LANT	105			3	5		4	93	90	90	90	90	
	PAC	150			12	21		1	116	127	127	127	127	
	NABS	87				4			83	82	81	81	81	
	NATRA	283				25		27	231	259	259	259	259	
	NART	42			1				40	40	40	40	40	
	RDT&E	19						1	19	15	18	17	17	
	BUWPS	390	65	325										
	1076	65	325	16	55	33	982	613	615	614	614	614		
TRAINING PROP	LANT	38							38	34	32	32	34	
	PAC	61			4			6	51	49	49	49	49	
	NABS	264						2	262	261	262	262	262	
	NATRA	636			2			17	617	589	589	589	589	
	NART	47						1	46	47	47	47	46	
	RDT&E	8							8	7	7	7	7	
	BUWPS	650	144	506										
	1704	144	506	6		26	1022	987	986	986	987	987		
ROTARY WING	LANT	273			9			3	261	272	272	272	272	
	PAC	295			5			26	264	307	324	321	323	
	NABS	64							64	65	65	65	65	
	NATRA	72							72	72	72	72	72	
	NART	53							53	59	64	70	71	
	RDT&E	7							7	3	2	3	3	
	BUWPS	241	238	3										
	1005	238	3	14		29	721	778	799	803	806	806		
AIRSHIPS	LANT	6				1			5	8	8	8	8	
	RDT&E	3							3	3	3	3	3	
	BUWPS	7	3	4										
		16	3	4		1		8	11	11	11	11	11	
FIGHTER JET	VF DAY	LANT	236			10	25		6	195	193	175	175	163
		PAC	291			31	31		9	220	239	236	224	206
		NABS	1						1					
		NATRA	119			2	12		2	103	106	106	106	106
		NART	108			7	6		1	94	96	96	96	96
		RDT&E	11				2		1	8	25	23	19	12
		BUWPS	235	81	154									
		1001	81	154	50	76	20	620	659	636	620	583	583	
	VF AW	LANT	205			2	13		16	174	209	226	228	226
		PAC	313			12	40		19	242	311	309	326	352
		RDT&E	16						1	15	24	26	29	29
		BUWPS	132	60	72									
		666	60	72	14	53	36	431	544	561	583	607	607	
	VF P	LANT	40			1	3			35	36	36	36	36
		PAC	61			2	11			48	50	50	50	50
		NABS	1							1	1	1	1	1
		NATRA	8							8	8	8	8	8
		RDT&E	2							2	4	4	4	4
		69	3	66										
		181	3	66	3	14	1	94	99	99	99	99	99	
	VF D	LANT	9			1	2			6	7	7	7	7
		PAC	25			3	4		1	17	18	18	18	18
		NABS	8				2			6	8	8	8	8
RDT&E		4				1			3	3	3	3	3	
BUWPS		17	12	5										
	63	12	5	4	9	1	32	36	36	36	36	36		
VF KD	PAC	7			2				5	5	5	5	5	
	NABS	2							2	2	2	2	2	
	BUWPS	4	4											
	13	4		2			7	7	7	7	7	7		

PROGRAM AIRCRAFT

DECLASSIFIED

~~CONFIDENTIAL~~

TABLE 3

PROGRAM INVENTORY BY STATUS AND PLANNED OPERATING ASSIGNMENTS

BY COMMAND, CLASS AND MODEL

CLASS AND MODEL	COMMAND	TOTAL	BUWEPS FR		OPERATING COMMANDS				PLANNED OPT'G. ASSIGNMENTS				
			NON OPERATIONAL SUPPORT	RESERVE STOCK	READY FOR ISSUE	OPERATIONAL POOL		ON BOARD OPERATING INV.	30 JUN 1961	30 SEP 1961	31 DEC 1961	31 MAR 1962	
						NOT READY FOR ISSUE							
						UNDG. PAR & AIRLINE MAINTENANCE	OTHER						
VF Q	LANT PAC BUWPS	6 18 5 29			2	1	6 15 21	6 18 24	6 19 25	6 19 25	6 19 25		
		1953	165	297	75	153	58	1205	1369	1364	1370	1357	
ATTACK JET													
VA DAY	LANT PAC NATRA NART RDT&E BUWPS	408 525 79 114 22 165 1313				25 56 4 5 2	22 62 1 2	19 66 75 108 20	342 341 75 84 17	328 420 84 97 17	328 420 84 97 17	328 420 84 97 17	328 416 84 97 17
			30	135	90	87	85	886	946	946	946	942	
VA P	LANT PAC RDT&E BUWPS	12 12 2 1 27				2 1 1	1 2 1	9 8 1	9 9 9	9 9 9	9 8 17	9 8 17	
VA Q	LANT PAC RDT&E BUWPS	11 9 2 1 23				1 1 1	1 1 2	9 8 2 19	9 8 17	9 8 17	9 8 17	9 8 17	
VA HT	LANT PAC	6 6 12				1 1	1 1	6 4 10	4 4 8	4 4 8	4 3 7	4 3 7	
VA H	LANT PAC RDT&E BUWPS	84 67 5 6 162				2 1	8 6 1	5 3 4	71 56 4	80 54 6	74 54 6	74 66 6	74 66 6
		1537	38	135	97	109	94	1064	1129	1123	1133	1129	
ATTACK PROP													
VA DAY	LANT PAC NABS NATRA NART RDT&E BUWPS	119 131 2 29 53 3 218 555				5 5 1 1		3 4	111 122 2 29 52 2	115 130 3 25 55 4	111 130 3 25 55 4	111 130 3 25 50 4	107 130 3 25 39 4
			121	97	12		7	318	332	328	323	308	
VA AW	LANT PAC NABS NATRA NART RDT&E BUWPS	14 18 2 16 4 71 125				1			13 18 2 16 4	14 18 2 15 6	14 18 2 15 6	14 18 2 15 6	14 18 2 15 6
			13	58	1			53	61	61	61	61	
VA W	LANT PAC RDT&E BUWPS	51 53 1 115 220 900				2 3 5	3 2 5	1 1 2	45 47 1 99 464	47 48 4 99 492	47 48 4 99 488	47 48 4 99 483	47 48 4 99 468
			169	235	18	5	9	464	492	488	483	468	
ANTI SUBMARINE													
VS	LANT PAC NABS NATRA NART RDT&E BUWPS	144 104 7 118 204 7 636				8 1 6 2 6 17	15 8 20 29	5 7	116 95 7 89 169 7 483	115 89 6 98 180 4 492	115 89 6 98 180 4 492	115 89 6 98 180 4 492	115 89 4 98 180 4 490
			19	33		72	12	483	492	492	492	490	

~~CONFIDENTIAL~~

~~CONFIDENTIAL~~

DECLASSIFIED

PROGRAM AIRCRAFT

TABLE 3

PROGRAM INVENTORY BY STATUS AND PLANNED OPERATING ASSIGNMENTS

BY COMMAND, CLASS AND MODEL

CLASS AND MODEL	COMMAND	TOTAL	BUWEPS FR		OPERATING COMMANDS				PLANNED OPT'G. ASSIGNMENTS			
			NON OPERATIONAL SUPPORT	RESERVE STOCK	READY FOR ISSUE	OPERATIONAL POOL		ON BOARD OPERATING INV.	30 JUN 1961	30 SEP 1961	31 DEC 1961	31 MAR 1962
						NOT READY FOR ISSUE						
						UNDG. PAR & AIRLINE MAINTENANCE	OTHER					
PATROL												
VP L	LANT	164			5	7	1	151	150	162	162	162
	PAC	137			20	6	1	110	120	120	120	120
	NABS	2			1			1	1	1	1	1
	NATRA	11				1		10	10	10	10	10
	NART	90			2	15	2	71	65	57	57	57
	RDT&E	11						11	11	11	11	11
	BUWPS	116	75	41								
		531	75	41	28	29	4	354	357	361	361	361
VP LD	LANT	2						2	2	2	2	2
	PAC	4			1			3	2	2	2	2
	NABS	1						1	1	1	1	1
	RDT&E	1						1	1	1	1	1
		8			1			7	6	6	6	6
VP S	LANT	37					3	34	36	25	25	25
	PAC	64			1		7	56	60	60	60	60
	NATRA	3						3	10	10	10	10
	BUWPS	96	34	62								
		200	34	62	1		10	93	106	95	95	95
		739	109	103	30	29	14	454	469	462	462	462
WARNING												
VW WEA	LANT	7						2	5	6	6	6
		7						2	5	6	6	6
VW AEW	LANT	43			5		11	27	24	18	18	18
	PAC	40					8	32	34	31	31	31
	NABS	4						4	3	6	6	6
	NATRA	6					2	4	6	6	6	6
	RDT&E	6						6	6	6	6	6
	BUWPS	25	1	24				6	6	6	6	6
		124	1	24	5		21	73	73	67	67	67
VW Q	LANT	4			1			3	3	3	3	3
	PAC	4						4	3	3	3	3
		8			1			7	6	6	6	6
		139	1	24	6		23	85	85	79	79	79
OBSERVATION												
VO	LANT	12						12	10	10	9	9
	PAC	25			4		2	19	21	21	21	18
	BUWPS	4	4									
		41	4		4		2	31	31	31	30	27
TRANSPORT												
VR H	LANT	32			1	1		30	31	29	29	29
	PAC	53					4	49	49	46	42	42
	NABS	13						13	14	14	14	14
	NATRA	4						4	4	4	4	4
	NART	37					1	36	44	44	45	45
	RDT&E	3						3	3	3	3	3
	BUWPS	23	23									
		165	23		1	1	5	135	145	140	137	137
VR M	LANT	82			3		2	77	84	84	81	76
	PAC	42			1	1	1	39	40	38	38	38
	NABS	64					1	63	62	61	61	61
	NATRA	11						11	10	10	10	10
	NART	17						17	16	16	16	16
	RDT&E	6						6	7	7	7	7
	RUWPS	59	31	28								
		281	31	28	4	1	4	213	219	216	213	208

~~CONFIDENTIAL~~

DECLASSIFIED ~~CONFIDENTIAL~~

PROGRAM AIRCRAFT

TABLE 3

PROGRAM INVENTORY BY STATUS AND PLANNED OPERATING ASSIGNMENTS

BY COMMAND, CLASS AND MODEL

CLASS AND MODEL	COMMAND	TOTAL	BUWEPs FR		OPERATING COMMANDS				PLANNED OPT'G. ASSIGNMENTS			
			NON OPERATIONAL SUPPORT	RESERVE STOCK	READY FOR ISSUE	OPERATIONAL POOL		ON BOARD OPERATING INV.	30 JUN 1961	30 SEP 1961	31 DEC 1961	31 MAR 1962
						UNDG. PAR & AIRLINE MAINTENANCE	OTHER					
VR C	LANT	36			1	3	1	31	32	32	31	30
	PAC	28			2	4		22	23	23	23	23
	NABS	9				1		8	9	9	9	9
	NART	1						1	1	1	1	1
	RDT&E	1						1	1	1	1	1
	BUWPS	1	1					1	1	1	1	1
		76	1		3	8	1	63	66	66	65	64
		522	55	28	8	10	10	411	430	422	415	409
IN FLGT REFUEL												
VG	LANT										3	4
	PAC	2						2	3	8	9	12
	RDT&E	1						1				
	BUWPS	1	1					3	3	8	12	16
		4	1					3	3	8	12	16
UTILITY												
VU SAR	LANT	16			2			14	17	17	17	17
	PAC	22			1			21	21	21	21	21
	NABS	20			2			18	16	18	18	18
	NATRA	2						2	2	2	2	2
	RDT&E	1						1	1	1	1	1
	BUWPS	35	14	21				56	57	59	59	59
		96	14	21	5			56	57	59	59	59
VU TOW	LANT	11					1	10	11	11	11	11
	PAC	16						16	15	15	15	15
	RDT&E	1						1	1	1	1	1
	BUWPS	23	8	15				27	27	27	27	27
		51	8	15			1	27	27	27	27	27
VU T&D	PAC	5						5	4	4	4	4
	NABS	1					1					
	RDT&E	2		2					3	1	1	1
	BUWPS	8		2			1	5	7	5	5	5
VU L	NABS	14						14	16	16	16	16
	NATRA	4						4	2	2	2	2
	NART	2						2	2	2	2	2
		20						20	20	20	20	20
		175	22	38	5		2	108	111	111	111	111
TRAINING JET												
VT	LANT	105			3	5	4	93	90	90	90	90
	PAC	147			12	21	1	113	124	124	124	124
	NABS	84				4		80	79	78	78	78
	NATRA	283				25	27	231	259	259	259	259
	NART	42			1		1	40	40	40	40	40
	RDT&E	19						19	15	18	17	17
	BUWPS	380	64	316				576	607	609	608	608
		1060	64	316	16	55	33	576	607	609	608	608
VT D	PAC	3						3	3	3	3	3
	NABS	2						2	2	2	2	2
	BUWPS	4	1	3				5	5	5	5	5
		9	1	3				5	5	5	5	5
VT KD	NABS	1						1	1	1	1	1
	BUWPS	6		6				1	1	1	1	1
		7		6				1	1	1	1	1
		1076	65	325	16	55	33	582	613	615	614	614

~~CONFIDENTIAL~~

~~CONFIDENTIAL~~

PROGRAM AIRCRAFT

TABLE 3

PROGRAM INVENTORY BY STATUS AND PLANNED OPERATING ASSIGNMENTS

DECLASSIFIED

BY COMMAND, CLASS AND MODEL

CLASS AND MODEL	COMMAND	TOTAL	BUWEPS FR		OPERATING COMMANDS				PLANNED OPT'G. ASSIGNMENTS			
			NON OPERATIONAL SUPPORT	RESERVE STOCK	OPERATIONAL POOL			ON BOARD OPERATING INV.	30 JUN 1961	30 SEP 1961	31 DEC 1961	31 MAR 1962
					READY FOR ISSUE	NOT READY FOR ISSUE						
						UNDRG. PAR & AIRLINE MAINTENANCE	OTHER					
TRAINING PROP												
VT ME	LANT	23						23	23	21	21	21
	PAC	47			2		6	39	36	36	36	36
	NABS	204					1	203	201	191	191	191
	NATRA	79					1	78	70	70	70	70
	NART	31					1	30	31	31	31	30
	BUWPS	246	43	203								
		630	43	203	2		9	373	361	349	349	348
VT MEP	PAC	6			2			4	5	5	5	5
	NABS	9						9	8	8	8	8
	NATRA	9						9	8	8	8	8
	NART	4						4	4	4	4	4
	BUWPS	11	2	9								
		39	2	9	2			26	25	25	25	25
VT SE	LANT	13						13	9	9	9	11
	PAC	8						8	8	8	8	8
	NABS	48					1	47	49	60	60	60
	NATRA	535			2		16	517	499	499	499	499
	NART	10						10	10	10	10	10
	RDT&E	5						5	5	5	5	5
BUWPS	379	98	281									
	998	98	281	2		17	600	580	591	591	593	
VT E	NART	2						2	2	2	2	2
	BUWPS	11		11								
		13		11				2	2	2	2	2
VT NAV	NATRA	13						13	12	12	12	12
	BUWPS	1	1									
		14	1					13	12	12	12	12
VT D	LANT	2						2	2	2	2	2
	NABS	3						3	3	3	3	3
	RDT&E	3						3	2	2	2	2
	BUWPS	2		2								
		10		2				8	7	7	7	7
		1704	144	506	6		26	1022	987	986	986	987
ROTARY WING												
HS	LANT	96			5			91	92	92	92	92
	PAC	69					8	61	70	71	71	71
	NATRA	20						20	26	31	42	51
	NART	5						5				
	RDT&E	91	91									
	BUWPS	281	91		5		8	177	188	204	215	224
HO	LANT	10						10	9	9	9	9
	PAC	24					1	23	24	24	24	24
	NABS	3						3	4	4	4	4
	NATRA	22						22	21	21	21	21
	BUWPS	31	31									
		90	31				1	58	58	58	58	58
HR L	LANT	102			3			98	96	96	96	96
	PAC	134			3		8	123	149	164	162	167
	NABS	38						38	38	38	38	38
	NATRA	11						11	10	10	10	10
	RDT&E	1						1	1	1	1	1
	BUWPS	46	45	1								
	332	45	1	6		9	271	294	309	307	312	
HR M	LANT	14						14	14	14	14	14
	PAC	11						11	13	13	13	13
	NABS	2						2	2	2	2	2
	BUWPS	11	11									
	38	11					27	29	29	29	29	
HU	LANT	46			1			43	54	55	55	57
	PAC	56			2			45	49	50	49	46
	NABS	21					9	21	21	21	21	21
	NATRA	12						12	14	4	4	4
	NART	30						30	30	30	25	16
	RDT&E	1						1	2	1	2	2
	BUWPS	38	38									
	204	38		3		11	152	170	161	156	146	

~~CONFIDENTIAL~~

PROGRAM AIRCRAFT

DECLASSIFIED ~~CONFIDENTIAL~~

TABLE 3

PROGRAM INVENTORY BY STATUS AND PLANNED OPERATING ASSIGNMENTS

BY COMMAND, CLASS AND MODEL

CLASS AND MODEL	COMMAND	TOTAL	BUWEPs FR		OPERATING COMMANDS				PLANNED OPT'G. ASSIGNMENTS			
			NON OPERATIONAL SUPPORT	RESERVE STOCK	READY FOR ISSUE	OPERATIONAL POOL		ON BOARD OPERATING INV.	30 JUN 1961	30 SEP 1961	31 DEC 1961	31 MAR 1962
						UNDG. PAR & AIRLINE MAINTENANCE	OTHER					
HT	LANT	5						5	7	6	6	4
	PAC	1						1	2	2	2	2
	NATRA	27						27	27	27	27	27
	NART	3						3	3	3	3	4
	BUWPS	24	22	2								
		60	22	2				36	39	38	38	37
		1005	238	3	14		29	721	778	799	803	806
AIRSHIPS												
ZP	LANT	3						3	4	4	4	4
	RDT&E	3						3	3	3	3	3
	BUWPS	4	1	3								
		10	1	3				6	7	7	7	7
ZW	LANT	3				1		2	4	4	4	4
	BUWPS	3	2	1								
		6	2	1		1		2	4	4	4	4
		16	3	4		1		8	11	11	11	11
FIGHTER JET												
VF DAY	* F8U 2	LANT	71			1	8	5	57	56	54	54
		PAC	84			2	13		69	72	72	72
		RDT&E	4				1		3	6	6	6
		BUWPS	9	9								
			168	9		3	22	5	129	134	132	132
	F8U 1	LANT	94			6	6	1	81	74	66	68
		PAC	110			23	10		7	70	82	87
		NABS	1						1			
		RDT&E	1						1	6	4	2
		BUWPS	11	9	2							
			217	9	2	29	16	9	152	162	157	159
	F8U 1E	LANT	36				7		29	36	36	36
		PAC	63				6		51	58	54	40
		RDT&E	1				1					
		BUWPS	7	7								
			107	7		4	14	2	80	94	90	76
	F11F 1	LANT	1						1			
		PAC	5			1			4			
		NATRA	79			1	9		67	70	70	70
		RDT&E	1						1	6	6	4
		BUWPS	53	8	45							
			139	8	45	2	9	2	73	76	76	74
	F9F 8	NART	18						1	16	16	16
		RDT&E	2							2		
		BUWPS	3	1	2							
			23	1	2	1		1	18	16	16	16
	F9F 7	BUWPS	24		24							
			24		24							
	F9H 2M	BUWPS	3	3								
			3	3								
	FJ 4	PAC	29			1	2		26	27	23	23
		NATRA	40			1	3		36	36	36	36
		NART	21			2	3		16	16	16	16
		RDT&E	2						1	4	5	5
		BUWPS	11	10	1							
			103	10	1	4	8	1	79	83	80	80
	FJ 3	LANT	8			1			7	6		
		NART	35			3	1		31	29	29	29
		RDT&E								3	2	2
		BUWPS	57	14	43							
			100	14	43	4	1		38	38	31	31
	FJ 3M	LANT	26			2	4		20	21	19	17
		NART	34			1	2		31	35	35	35
		BUWPS	57	20	37							
			117	20	37	3	6		51	56	54	52
			1001	81	154	50	76	20	620	659	636	620

* COMBAT FIRST LINE MODELS

~~CONFIDENTIAL~~

~~CONFIDENTIAL~~

DECLASSIFIED

TABLE 3

PROGRAM AIRCRAFT

PROGRAM INVENTORY BY STATUS AND PLANNED OPERATING ASSIGNMENTS

BY COMMAND, CLASS AND MODEL

CLASS AND MODEL	COMMAND	TOTAL	BUWEPS FR		OPERATING COMMANDS				PLANNED OPT'G. ASSIGNMENTS				
			NON OPERATIONAL SUPPORT	RESERVE STOCK	READY FOR ISSUE	OPERATIONAL POOL		ON BOARD OPERATING INV.	30 JUN 1961	30 SEP 1961	31 DEC 1961	31 MAR 1962	
						UNDG. PAR & AIRLINE MAINTENANCE	OTHER						
VF AW													
* F8U 2N	LANT	24						24	20	38	38	52	
	PAC	36						36	48	48	62	76	
	RDT&E								1	2	4	4	
	BUWPS	5	5										
		65	5					60	69	88	104	132	
F2H 4	BUWPS	18	1	17									
		18	1	17									
F2H 3	BUWPS	28	1	27									
		28	1	27									
* F3H 2	LANT	73			1	6	11	55	70	70	70	56	
	PAC	148			6	21	16	105	145	143	135	135	
	RDT&E	4						4	8	8	8	8	
	BUWPS	15	14	1									
		240	14	1	7	27	27	164	223	221	213	199	
* F3H 2X	BUWPS	8	8										
		8	8										
* F3H 2N	RDT&E	3						1	2	1	1	1	
	BUWPS	4	4										
		7	4					1	2	1	1	1	
F4H 1	LANT								9	22	32	40	
	PAC								12	12	23	35	
	RDT&E								1	2	3	4	
									22	36	58	79	
* F4H 1F	PAC	6			2			4					
	RDT&E	2						2					
	BUWPS	8	8										
		16	8		2			6					
F3D 2	RDT&E								2	2	2	2	
									2	2	2	2	
F3D 2M	BUWPS	1		1									
		1		1									
F4D 1	LANT	108			1	7	5	95	110	96	88	78	
	PAC	123			4	19	3	97	106	106	106	106	
	RDT&E	7						7	11	11	11	11	
	BUWPS	45	19	26									
		283	19	26	5	26	8	199	227	213	205	195	
		666	60	72	14	53	36	431	544	561	583	607	
VF P													
* F8U 1P	LANT	40			1	3	1	35	36	36	36	36	
	PAC	61			2	11		48	50	50	50	50	
	NABS	1						1	1	1	1	1	
	RDT&E	1						1	3	3	3	3	
	BUWPS	23	1	22									
		126	1	22	3	14	1	85	90	90	90	90	
F9F 8P	NATRA	8						8	8	8	8	8	
	RDT&E	1						1	1	1	1	1	
	BUWPS	46	2	44									
		55	2	44				9	9	9	9	9	
		181	3	68	3	14	1	94	99	99	99	99	
VF D													
F8U 1D	NABS	2						2	2	2	2	2	
		2						2	2	2	2	2	
F9F 6D	PAC	1						1					
	BUWPS	2		2									
		3		2				1					
FJ 3D	PAC	10			3	1		6	6	6	6	6	
	NABS	2				1		1	2	2	2	2	
	BUWPS	14	11	3									
		26	11	3	3	2		7	8	8	8	8	
FJ 3D2	LANT	9			1	2		6	7	7	7	7	
	PAC	14				3		10	12	12	12	12	
	NABS	4				1		3	4	4	4	4	
	RDT&E	4				1		3	3	3	3	3	
	BUWPS	1	1										
		32	1		1	7	1	22	26	26	26	26	
		63	12	5	4	9	1	32	36	36	36	36	

* COMBAT FIRST LINE MODELS

~~CONFIDENTIAL~~

TABLE 3

PROGRAM INVENTORY BY STATUS AND PLANNED OPERATING ASSIGNMENTS

BY COMMAND, CLASS AND MODEL

CLASS AND MODEL	COMMAND	TOTAL	BUWEPS FR		OPERATING COMMANDS			PLANNED OPT'G. ASSIGNMENTS				
			NON OPERATIONAL SUPPORT	RESERVE STOCK	READY FOR ISSUE	OPERATIONAL POOL		ON BOARD OPERATING INV.	30 JUN 1961	30 SEP 1961	31 DEC 1961	31 MAR 1962
						UNDG. PAR & AIRLINE MAINTENANCE	OTHER					
VF KD	F9F 5KD	PAC NABS BUWPS	7 2 4		2			5 2	5 2	5 2	5 2	5 2
			13 4	4 4	2 2		7 7	7 7	7 7	7 7	7 7	7 7
VF Q	F3D 2Q	LANT PAC BUWPS	6 18 3		2	1	6 15	6 18	6 19	6 19	6 19	6 19
			27 3	3 3	2 2	1 1	21 21	24 24	25 25	25 25	25 25	25 25
	F3D 20X	BUWPS	2 2	2 2	2	1	21	24	25	25	25	25
ATTACK JET			29	5	2	1	21	24	25	25	25	25
VA DAY	* A4D 2	LANT PAC RDT&E BUWPS	254 175 3 8		24 15	21 27	12 18	197 115	204 135	196 115	184 115	180 115
			440	8	39	48	30	315	343	315	303	299
	* A4D 2N	LANT PAC RDT&E BUWPS	130 171 7 4		1 19	2	7 39	122 111	120 133	132 165	144 165	148 185
			312	4	20	2	46	240	258	302	314	338
	A4D 1	LANT PAC NART RDT&E BUWPS	24 42 36 5 4		6 4	1 8	4	23 24	4 34	34 32	34 32	38 32
			111	1 3	10	9	4	84	74	70	70	74
	FJ 4B	PAC NART RDT&E BUWPS	137 19 5 2		16 1	25 1	5	91 17	118 17	106 17	106 17	78 17
			163	2	17	28	5	111	139	127	127	99
	F9F 8B	NATRA NART RDT&E BUWPS	79 59 2 147		4			75 59	84 48	84 48	84 48	84 48
			287	15 132	4			136	132	132	132	132
			1313	30 135	90	87	85	886	946	946	946	942
VA P	* A3D 2P	LANT PAC RDT&E BUWPS	12 12 1 1		2 1	1 2	1	9 8	9 9	9 9	9 8	9 8
			26	1	3	4	1	17	18	18	17	17
	A3D 1P	RDT&E	1 1					1 1				
			27	1	3	4	1	18	18	18	17	17
VA Q	* A3D 2Q	LANT PAC RDT&E BUWPS	11 9 1 1		1	1	1	9 8	9 8	9 8	8 8	9 8
			22	1	1	2		18	17	17	8	17
	A3D 1Q	RDT&E	1 1					1 1				
			23	1	1	2		19	17	17	8	17
VA HT	* A3D 2T	LANT PAC	6 6		1	1		6 4	4 4	4 4	4 3	4 3
			12		1	1		10	8	8	7	7
			12		1	1		10	8	8	7	7

* COMBAT FIRST LINE MODELS

~~CONFIDENTIAL~~

PROGRAM AIRCRAFT

DECLASSIFIED

TABLE 3

PROGRAM INVENTORY BY STATUS AND PLANNED OPERATING ASSIGNMENTS

BY COMMAND, CLASS AND MODEL

CLASS AND MODEL	COMMAND	TOTAL	BUWEPS FR		OPERATING COMMANDS				PLANNED OPT'G. ASSIGNMENTS				
			NON OPERATIONAL SUPPORT	RESERVE STOCK	READY FOR ISSUE	OPERATIONAL POOL		ON BOARD OPERATING INV.	30 JUN 1961	30 SEP 1961	31 DEC 1961	31 MAR 1962	
						UNDG. PAR & AIRLINE MAINTENANCE	OTHER						
VA H													
* A3J 1	LANT												
	RDT&E	1							9	18	22	28	
		1							1	1	1	1	
									10	19	23	29	
* A3D 2	LANT	71				7	5	59	61	47	43	37	
	PAC	55			2	4	2	47	44	44	56	56	
	RDT&E	1						1	3	3	3	3	
	BUWPS	6	6										
		133	6		2	11	7	107	108	94	102	96	
A3D 1	LANT	13				1		12	10	9	9	9	
	PAC	12				2	1	9	10	10	10	10	
	RDT&E	3				1		2	2	2	2	2	
		28				4	1	23	22	21	21	21	
		162	6		2	15	8	131	140	134	146	146	
ATTACK PROP													
VA DAY													
AD 7	PAC	35			2			33	34	34	34	34	
	BUWPS	16	16										
		51	16		2			33	34	34	34	34	
AD 6	LANT	109			4		3	102	103	103	103	103	
	PAC	82			2		4	76	84	84	84	84	
	NATRA	24						24	21	21	21	21	
	RDT&E	1						1	2	2	2	2	
	BUWPS	188	92	96									
		404	92	96	6		7	203	210	210	210	210	
AD 5	LANT	10			1			9	12	8	8	4	
	PAC	14			1			13	12	12	12	12	
	NABS	2						2	3	3	3	3	
	NATRA	5						5	4	4	4	4	
	NART	53			1			52	55	55	50	39	
	RDT&E	2			1			1	2	2	2	2	
	BUWPS	14	13	1									
		100	13	1	4			82	88	84	79	64	
		555	121	97	12		7	318	332	328	323	308	
VA AW													
AD 5N	NATRA								6	6	6	6	
	NART	16						16	15	15	15	15	
	RDT&E	4						4	5	5	5	5	
	BUWPS	57	3	54									
		77	3	54				20	26	26	26	26	
AD 5Q	LANT	12			1			11	12	12	12	12	
	PAC	16						16	16	16	16	16	
	NABS	2						2	2	2	2	2	
	RDT&E								1	1	1	1	
	BUWPS	14	10	4									
		44	10	4	1			29	31	31	31	31	
* TF 1Q	LANT	2						2	2	2	2	2	
	PAC	2						2	2	2	2	2	
		4						4	4	4	4	4	
		125	13	58	1			53	61	61	61	61	
VA W													
* WF 2	LANT	30			2	3		25	27	29	29	29	
	PAC	32			3	2		27	26	29	31	32	
	RDT&E	1						1	2	2	2	2	
	BUWPS	5	5										
		68	5		5	5		53	55	60	62	63	
AD 5W	LANT	21					1	20	20	18	18	18	
	PAC	21					1	20	22	19	17	16	
	RDT&E								2	2	2	2	
	BUWPS	110	30	80									
		152	30	80			2	40	44	39	37	36	
		220	35	80	5	5	2	93	99	99	99	99	

* COMBAT FIRST LINE MODELS

~~CONFIDENTIAL~~

PROGRAM AIRCRAFT

DECLASSIFIED

TABLE 3

PROGRAM INVENTORY BY STATUS AND PLANNED OPERATING ASSIGNMENTS

BY COMMAND, CLASS AND MODEL

CLASS AND MODEL	COMMAND	TOTAL	BUWEPs FR		OPERATING COMMANDS				PLANNED OPT'G. ASSIGNMENTS			
			NON OPERATIONAL SUPPORT	RESERVE STOCK	READY FOR ISSUE	OPERATIONAL POOL		ON BOARD OPERATING INV.	30 JUN 1961	30 SEP 1961	31 DEC 1961	31 MAR 1962
						UNDG. PAR & AIRLINE MAINTENANCE	OTHER					
ANTI SUBMARINE												
VS												
* S2F 3	LANT	21						21	22	22	29	33
	PAC	2						2	12	20	27	28
	RDT&E	3						3	2	2	2	2
	BUWPS	8	8									
		34						26	36	44	58	63
S2F 2	LANT	3					1	2	1	1	1	1
	PAC	1						1				
	NABS	1						1				
	NART	40			1			39	39	39	39	39
	BUWPS	8	1	7								
		53	1	7	1		1	43	40	40	40	40
* S2F 1X	BUWPS	1	1									
		1	1									
* S2F 1	LANT	40			2	5		33	92	92	85	81
	PAC	45			1	3		41	77	69	62	61
	NABS	5						5	6	6	6	4
	NATRA	25				3	2	20	20	20	20	20
	NART	164			5	29		130	141	141	141	141
	RDT&E	4						4	2	2	2	2
	BUWPS	30	6	24								
		313	6	24	8	40	2	233	338	330	316	309
* S2F 1T	NATRA	93			2	17	5	69	78	78	78	78
	BUWPS	5	3	2								
		98	3	2	2	17	5	69	78	78	78	78
* S2F 1S	LANT	78			6	10	4	58				
	PAC	54				5		49				
	NABS	1						1				
		133			6	15	4	108				
* S2F 1S1	LANT	2						2				
	PAC	2						2				
		4						4				
		636	19	33	17	72	12	483	492	492	492	490
PATROL												
VP L												
* P3V 1	BUWPS	1	1									
		1	1									
* P2V 7	LANT	2						2	3	3	3	3
	RDT&E	2						2	2	2	2	2
	BUWPS	4	4					4	5	5	5	5
		8	4									
* P2V 7S	LANT	79			5	6		68	63	75	75	75
	PAC	76			12	5	1	58	60	60	60	60
	RDT&E	3						1	1	1	1	1
	BUWPS	158	3		17	11	1	126	124	136	136	136
* P2V 7SX	BUWPS	10	10									
		10	10									
P2V 6	NART	14			1	2		11	4	4	4	4
	BUWPS	7		7				11	4	4	4	4
		21		7	1	2						
P2V 6F	NART	1						1				
	BUWPS	1		1				1				
		2		1								
P2V 6 6F	NART								6	6	6	6
									6	6	6	6
P2V 6M	RDT&E	1						1		1	1	1
	BUWPS	9	4	5						1	1	1
		10	4	5				1		1	1	1
P2V 6T	NATRA	9				1		8	7	7	7	7
	BUWPS	5		5								
		14		5		1		8	7	7	7	7

* COMBAT FIRST LINE MODELS

DECLASSIFIED

PROGRAM AIRCRAFT

TABLE 3
PROGRAM INVENTORY BY STATUS AND PLANNED OPERATING ASSIGNMENTS
BY COMMAND, CLASS AND MODEL

CLASS AND MODEL	COMMAND	TOTAL	BUWEPS FR		OPERATING COMMANDS				PLANNED OPT'G. ASSIGNMENTS				
			NON OPERATIONAL SUPPORT	RESERVE STOCK	OPERATIONAL POOL			ON BOARD OPERATING INV.	30 JUN 1961	30 SEP 1961	31 DEC 1961	31 MAR 1962	
					READY FOR ISSUE	UNDG. PAR & AIRLINE MAINTENANCE	OTHER						
P2V 6TX	BUWPS	1	1										
		1	1										
* P2V 5F	NATRA	2						2	3	3	3	3	3
	NART	74			1	13	2	58	55	47	47	47	47
	RDT&E	4						4	4	4	4	4	4
	BUWPS	27	27		1	13	2	64	62	54	54	54	54
		107											
* P2V 5FS	LANT	83				1	1	81	84	84	84	84	84
	PAC	61			8	1		52	60	60	60	60	60
	NABS	2			1			1	1	1	1	1	1
	RDT&E	2						2	2	2	2	2	3
	BUWPS	5	5		9	2	1	136	147	147	147	148	148
		153											
* P2V 5FSX	BUWPS	20	20										
		20	20										
P2V 4	NART	1						1					
	RDT&E	2						2	2	1	1		
	BUWPS	23		23									
		26		23				3	2	1	1		
		531	75	41	28	29	4	354	357	361	361	361	361
VP LD	* P2V 5FD	LANT	2					2	2	2	2	2	2
		PAC	4			1		3	2	2	2	2	2
		NABS	1					1	1	1	1	1	1
		RDT&E	1					1	1	1	1	1	1
			8			1		7	6	6	6	6	6
			8			1		7	6	6	6	6	6
VP S	* P5M 2	PAC	4				4						
		NATRA	4	3	1				3	3	3	3	3
		BUWPS	8	3	1				3	3	3	3	3
	* P5M 2S	LANT	30					2	28	31	25	25	25
		PAC	43					2	41	50	49	49	49
		BUWPS	8	8									
			81	8			4	69	81	74	74	74	74
	* P5M 2SX	BUWPS	10	10									
			10	10									
	P5M 1	LANT	4					4	3				
		PAC	11			1		10					
		NATRA	3					3	7	7	7	7	7
		BUWPS	68	7	61								
			86	7	61	1		17	10	7	7	7	7
	P5M 1S	LANT	3				1	2	2				
		PAC	6					1	5	10	11	11	11
		BUWPS	2	2									
			11	2			2	7	12	11	11	11	11
	P5M 1SX	BUWPS	4	4									
			4	4									
			200	34	62	1	10	93	106	95	95	95	95
WARNING													
VW WEA	* WV 3	LANT	7					2	5	6	6	6	6
			7					2	5	6	6	6	6
			7					2	5	6	6	6	6
VW AEW	* WV 2	LANT	43			5		11	27	24	18	18	18
		PAC	40					8	32	34	31	31	31
		NABS	4						4	3	6	6	6
		NATRA	6					2	4	6	6	6	6
		RDT&E	5						5	6	6	6	6
		BUWPS	25	1	24								
			123	1	24	5		21	72	73	67	67	67
	* WV 2E	RDT&E	1						1				
			1						1				
			124	1	24	5		21	73	73	67	67	67
VW Q	* WV 2Q	LANT	4			1			3	3	3	3	3
		PAC	4						4	3	3	3	3
			8			1			7	6	6	6	6
			8			1			7	6	6	6	6

* COMBAT FIRST LINE MODELS

TABLE 3

PROGRAM INVENTORY BY STATUS AND PLANNED OPERATING ASSIGNMENTS

BY COMMAND, CLASS AND MODEL

CLASS AND MODEL	COMMAND	TOTAL	BUWEPS FR		OPERATING COMMANDS			PLANNED OPT'G. ASSIGNMENTS				
			NON OPERATIONAL SUPPORT	RESERVE STOCK	READY FOR ISSUE	OPERATIONAL POOL		ON BOARD OPERATING INV.	30 JUN 1961	30 SEP 1961	31 DEC 1961	31 MAR 1962
						UNDC. PAR & AIRLINE MAINTENANCE	OTHER					
OBSERVATION												
VO												
OE 2	LANT	6					6	5	5	5	5	
	PAC	11			1		10	10	10	10	8	
	BUWPS	1	1									
		18	1		1		16	15	15	15	13	
OE 1	LANT	6					6	5	5	4	4	
	PAC	14			3		9	11	11	11	10	
	BUWPS	3	3				2					
		23	3		3		2	15	16	16	15	
		41	4		4		2	31	31	31	30	
							2				27	
TRANSPORT												
VR H												
* R6D 1	LANT	2					2	2	2	2	2	
	PAC	10					10	12	12	12	12	
	BUWPS	4	4									
		16	4				12	14	14	14	14	
* R7V 1	LANT	6			1		5	5	5	5	5	
	PAC	6					6	5	5	5	5	
	NABS	1					1	1	1	1	1	
		13			1		12	11	11	11	11	
R5D 2 3	LANT							2	1	1	1	
	PAC							24	21	17	17	
	NABS							5	5	5	5	
	NATRA							1	1	1	1	
	NART							39	39	40	40	
	RDT&E							2	2	2	2	
								73	69	66	66	
R5D 5	LANT	9					9	10	9	9	9	
	PAC	1					1	1	1	1	1	
	BUWPS	2	2									
		12	2				10	11	10	10	10	
R5D 3	LANT	3					3					
	PAC	21					18					
	NABS	6					6	4	4	4	4	
	NART	19					1					
	RDT&E	1					1					
	BUWPS	8	8									
		58	8				4	46	4	4	4	
R5D 2	PAC	7					1	6				
	NABS	1						1				
	NATRA	2						2				
	NART	13						13				
	RDT&E	1						1				
	BUWPS	7	7									
		31	7				1	23				
R5D 5R	LANT	1					1	1	1	1	1	
		1					1	1	1	1	1	
R5D 4R	PAC	2					2	2	2	2	2	
	NABS	4					4	4	4	4	4	
	NATRA	1					1	2	2	2	2	
	NART	5					5	5	5	5	5	
	RDT&E	1					1	1	1	1	1	
	BUWPS	2	2									
		15	2				13	14	14	14	14	
* R6D 12	LANT	4					4	4	4	4	4	
	PAC	2					2	2	2	2	2	
		6					6	6	6	6	6	
R5D Z	LANT							3	3	3	3	
								3	3	3	3	
R5D 5Z	PAC	1					1	1	1	1	1	
		1					1	1	1	1	1	

* COMBAT FIRST LINE MODELS

~~CONFIDENTIAL~~

DECLASSIFIED

PROGRAM AIRCRAFT

TABLE 3

PROGRAM INVENTORY BY STATUS AND PLANNED OPERATING ASSIGNMENTS

BY COMMAND, CLASS AND MODEL

CLASS AND MODEL	COMMAND	TOTAL	BUWPS FR		OPERATING COMMANDS			PLANNED OPT'G. ASSIGNMENTS					
			NON OPERATIONAL SUPPORT	RESERVE STOCK	READY FOR ISSUE	OPERATIONAL POOL		ON BOARD OPERATING INV.	30 JUN 1961	30 SEP 1961	31 DEC 1961	31 MAR 1962	
						UNDG. PAR & AIRLINE MAINTENANCE	OTHER						
R5D 3Z	LANT	1											
	NATRA	1											
		2											
R5D 2Z	LANT	1											
	PAC	3											
	NABS	1											
		5											
R5D 1Z	LANT	1											
		1											
* C 130BL	LANT	4				1							
		4				1							
		165	23		1	1	5	135	145	140	137	137	
VR M	R4Q 2	LANT	35										
	PAC	11			2			33	33	33	30	25	
	BUWPS	7	5	2		1	1	9	11	9	9	9	
		53	5	2	2	1	1	42	44	42	39	34	
R4D 8	LANT	14											
	PAC	13											
	NABS	26											
	NATRA	6											
	NART	10											
	RDT&E	1											
	BUWPS	14	14										
		84	14					70	70	69	69	69	
R4D 5 6	LANT								19	19	19	19	
	PAC								11	11	11	11	
	NABS								13	12	12	12	
	NATRA								3	3	3	3	
	NART								3	3	3	3	
	RDT&E								2	2	2	2	
									51	50	50	50	
R4D 6	LANT	14											
	PAC	9			1								
	NABS	10											
	NATRA	2											
	RDT&E	1											
	BUWPS	14	7	7									
		50	7	7	1		2	33	3	3	3	3	
R4D 5	LANT	7											
	PAC	5			1								
	NABS	12											
	NATRA	1											
	NART	3											
	RDT&E	2											
	BUWPS	11	1	10									
		41	1	10	1			29	10	10	10	10	
R4D 6R	LANT	1											
	NABS	1											
	NART	1											
	BUWPS	1		1									
		4		1				3	1	1	1	1	
R4D 5R	BUWPS	7		7									
		7		7									
R4D 8Z	PAC	1											
	NABS	1											
	BUWPS	1	1										
		3	1					2	2	2	2	2	
R4D 6Z	BUWPS	1		1									
		1		1									
R4D 5Z	NABS	1											
		1						1					

* COMBAT FIRST LINE MODELS

~~CONFIDENTIAL~~

TABLE 3
PROGRAM AIRCRAFT
PROGRAM INVENTORY BY STATUS AND PLANNED OPERATING ASSIGNMENTS
BY COMMAND, CLASS AND MODEL

CLASS AND MODEL	COMMAND	TOTAL	BUWEPs FR		OPERATING COMMANDS				PLANNED OPT'G. ASSIGNMENTS			
			NON OPERATIONAL SUPPORT	RESERVE STOCK	READY FOR ISSUE	OPERATIONAL POOL		ON BOARD OPERATING INV.	30 JUN 1961	30 SEP 1961	31 DEC 1961	31 MAR 1962
						UNDG. PAR & AIRLINE MAINTENANCE	OTHER					
R4Y 2	NABS	2						2	2	2	2	2
		2						2	2	2	2	2
R4Y 1	LANT	11						11	12	12	12	12
	PAC	3						3	5	5	5	5
	NABS	11				1		10	11	12	12	12
	NATRA	2						2	2	2	2	2
	NART	3						3	3	3	3	3
	RDTE	2						2	3	3	3	3
	BUWPS	3	3									
		35	3					31	36	37	37	37
		281	31	28	4	1	4	213	219	216	213	208
VR C	*TF 1											
	LANT	36			1	3	1	31	32	32	31	30
	PAC	28			2	4		22	23	23	23	23
	NABS	9				1		8	9	9	9	9
	NART	1						1	1	1	1	1
	RDTE	1						1	1	1	1	1
	BUWPS	1	1									
		76	1		3	8	1	63	66	66	65	64
		76	1		3	8	1	63	66	66	65	64
IN FLGT REFUEL												
VG	*GV 1											
	LANT										3	4
	PAC	2						2	3	8	9	12
	RDTE	1						1				
	BUWPS	1	1									
		4	1					3	3	8	12	16
		4	1					3	3	8	12	16
UTILITY												
VU SAR	UF 2											
	LANT	8						8	9	9	9	9
	PAC	13						13	14	15	15	12
	NABS	3						3	2	2	2	1
	BUWPS	3	3									
		27	3					24	25	26	26	22
	UF 1 1T								3	3	3	3
	LANT								8	8	8	8
	NABS								11	11	11	11
	UF 1								4	7	6	9
	LANT	4						4	8	6	8	9
	PAC	9			1			8	6	8	8	9
	NABS	14			2			12	2	2	2	2
	NATRA	2						2	1	1	1	1
	RDTE	1						1	1	1	1	1
	BUWPS	28	9	19				27	16	17	17	21
		58	9	19	3			27	16	17	17	21
	UF 1T								3			
	NABS	3						3				
	BUWPS	2		2								
		5		2				3				
	UC 1								2	5	5	5
	LANT	4				2		2	5	5	5	5
	BUWPS	2	2									
		6	2		2			2	5	5	5	5
		96	14	21	5			56	57	59	59	59
VU TOW	JD 1											
	LANT	11						10	11	11	11	11
	PAC	16						16	15	15	15	15
	RDTE	1						1	1	1	1	1
	BUWPS	23	8	15				1	27	27	27	27
		51	8	15				1	27	27	27	27
		51	8	15				1	27	27	27	27
VU T&D	JD 1D											
	PAC	5						5	4	4	4	4
	NABS	1										
	RDTE								3	1	1	1
	BUWPS	2		2								
		8		2				1	7	5	5	5
		8		2				1	7	5	5	5
VU L	UO 1											
	NABS	14						14	16	16	16	16
	NATRA	4						4	2	2	2	2
	NART	2						2	2	2	2	2
		20						20	20	20	20	20
		20						20	20	20	20	20

* COMBAT FIRST LINE MODELS

~~CONFIDENTIAL~~
TABLE 3

PROGRAM AIRCRAFT

DECLASSIFIED

PROGRAM INVENTORY BY STATUS AND PLANNED OPERATING ASSIGNMENTS

BY COMMAND, CLASS AND MODEL

CLASS AND MODEL	COMMAND	TOTAL	BUWPS FR		OPERATING COMMANDS				PLANNED OPT'G. ASSIGNMENTS				
			NON OPERATIONAL SUPPORT	RESERVE STOCK	READY FOR ISSUE	OPERATIONAL POOL		ON BOARD OPERATING INV.	30 JUN 1961	30 SEP 1961	31 DEC 1961	31 MAR 1962	
						NOT READY FOR ISSUE							
						UNDG. PAR & AIRLINE MAINTENANCE	OTHER						
TRAINING JET													
VT	T2J 1	NABS	6					6	6	6	6	6	
		NATRA	154			11	27	116	149	149	149	149	
		RDT&E	3				3	1	1	1	1		
		BUWPS	41	41									
			204				11	27	125	156	156	156	
VT	T2V 1	NABS	38				4	34	37	33	33	33	
		NATRA	18					15	15	15	15	15	
		NART	17			1		16	15	15	15	15	
		RDT&E	7					7	7	7	6	6	
		BUWPS	57		57								
			137		1	7		72	74	70	69	69	
VT	TV 2	NABS	40					40	36	39	39	39	
		NART	23					22	25	25	25	25	
		BUWPS	252	20	232								
			315	20	232			1	62	61	64	64	64
VT	F9F 8T	LANT	95			3	5	4	83	82	82	82	82
		PAC	137			10	21	1	105	116	116	116	116
		NATRA	108					11	97	92	92	92	92
		NART	2						2				
		RDT&E	4						4	5	8	8	8
		BUWPS	12	2	10								
			358	2	10	13	37	5	291	295	298	298	298
VT	F3D 2T2	LANT	10						10	8	8	8	8
		PAC	10			2			8	8	8	8	8
		NATRA	3						3	3	3	3	3
		RDT&E	5						5	2	2	2	2
		BUWPS	18	1	17								
			46	1	17	2			26	21	21	21	21
			1060	64	316	16	55	33	576	607	609	608	608
VT D	TV 2D	PAC	3						3	3	3	3	3
		NABS	2						2	2	2	2	2
		BUWPS	4	1	3				5	5	5	5	5
			9	1	3				5	5	5	5	5
			9	1	3				5	5	5	5	5
VT KD	TV 2KD	NABS	1						1	1	1	1	1
		BUWPS	6		6				1	1	1	1	1
			7		6				1	1	1	1	1
			7		6				1	1	1	1	1
TRAINING PROP													
VT ME	SNB 5	LANT	23						23	23	21	21	21
		PAC	47			2		6	39	36	36	36	36
		NABS	204					1	203	201	191	191	191
		NATRA	79					1	78	70	70	70	70
		NART	31					1	30	31	31	31	30
		BUWPS	246	43	203								
		630	43	203	2		9	373	361	349	349	348	
		630	43	203	2		9	373	361	349	349	348	
VT MEP	SNB 5P	PAC	6			2			4	5	5	5	5
		NABS	9						9	8	8	8	8
		NATRA	9						9	8	8	8	8
		NART	4						4	4	4	4	4
		BUWPS	11	2	9								
		39	2	9	2			26	25	25	25	25	
		39	2	9	2			26	25	25	25	25	
VT SE	T 34B	LANT	1						1	1	1	1	1
		NATRA	153			2			153	145	145	145	145
		RDT&E	2						2	2	2	2	2
		BUWPS	176	34	142								
		334	34	142	2			156	148	148	148	148	

~~CONFIDENTIAL~~

PROGRAM AIRCRAFT

DECLASSIFIED CONFIDENTIAL

TABLE 3

PROGRAM INVENTORY BY STATUS AND PLANNED OPERATING ASSIGNMENTS

BY COMMAND, CLASS AND MODEL

CLASS AND MODEL	COMMAND	TOTAL	BUWEPS FR		OPERATING COMMANDS				PLANNED OPT'G. ASSIGNMENTS			
			NON OPERATIONAL SUPPORT	RESERVE STOCK	READY FOR ISSUE	OPERATIONAL POOL		ON BOARD OPERATING INV.	30 JUN 1961	30 SEP 1961	31 DEC 1961	31 MAR 1962
						UNDG. PAR & AIRLINE MAINTENANCE	OTHER					
T 28B	LANT	12						12	8	8	8	10
	PAC	8						8	8	8	8	8
	NABS	48					1	47	49	60	60	60
	NATRA	225					13	212	214	214	214	214
	NART	10						10	10	10	10	10
	RDT&E	3						3	3	3	3	3
	BUWPS	97	53	44								
		403	53	44			14	292	292	303	303	305
T 28C	NATRA	155					3	152	140	140	140	140
	BUWPS	106	11	95								
		261	11	95			3	152	140	140	140	140
		998	98	281	2		17	600	580	591	591	593
VT E	R4D 5Q	BUWPS										
		1		1								
		1		1								
	R4D 6S	NART						1	1	1	1	1
	BUWPS	3		3								
		4		3				1	1	1	1	1
	R4D 5S	NART						1	1	1	1	1
	BUWPS	1		7								
		7		7				1	1	1	1	1
		8		7				1	1	1	1	1
		13		11				2	2	2	2	2
VT NAV	R4D 8T	NATRA						8	7	7	7	7
		8						8	7	7	7	7
	R4D 7	NATRA						5	5	5	5	5
	BUWPS	1	1									
		6	1					5	5	5	5	5
		14	1					13	12	12	12	12
VT D	T 28BD	LANT						2	2	2	2	2
		3						3	3	3	3	3
		3						3	2	2	2	2
		2		2								
		10		2				8	7	7	7	7
		16		2				8	7	7	7	7
ROTARY WING												
HS	* HSS 2	LANT							12	23	34	36
		PAC									17	25
		BUWPS	24	24					12	23	51	61
		24	24									
	* HSS 1	LANT			4			50	27			
		PAC					1	35	33	28		
		NATRA								10	10	10
		NART						20	26	26	15	15
		RDT&E						2				
		BUWPS	29	29								
		141	29		4		1	107	86	64	25	25
	* HSS 1N	LANT				1		41	53	69	58	56
		PAC						23	37	43	54	46
		NART								5	27	36
		RDT&E						3				
		BUWPS	37	37								
		105	37		1			67	90	117	139	138
	* HSS 1NX	PAC					7	3				
		BUWPS	1	1								
		11	1				7	3				
		281	91		5		8	177	188	204	215	224
HO	* HOK 1	LANT						10	9	9	9	9
		PAC					1	23	24	24	24	24
		NABS						3	4	4	4	4
		BUWPS	21	21								
		58	21				1	36	37	37	37	37
	HO4S 3	NATRA						22	21	21	21	21
		BUWPS	10	10								
		32	10					22	21	21	21	21
		90	31				1	58	58	58	58	58

* COMBAT FIRST LINE MODELS

CONFIDENTIAL
TABLE 3

PROGRAM AIRCRAFT

DECLASSIFIED

PROGRAM INVENTORY BY STATUS AND PLANNED OPERATING ASSIGNMENTS

BY COMMAND, CLASS AND MODEL

CLASS AND MODEL	COMMAND	TOTAL	BUWEPS FR		OPERATING COMMANDS			PLANNED OPT'G. ASSIGNMENTS				
			NON OPERATIONAL SUPPORT	RESERVE STOCK	READY FOR ISSUE	OPERATIONAL POOL		ON BOARD OPERATING INV.	30 JUN 1961	30 SEP 1961	31 DEC 1961	31 MAR 1962
						NOT READY FOR ISSUE						
						UNDG. PAR & AIRLINE MAINTENANCE	OTHER					
HR L	HRS 3	LANT 28 PAC 17 NABS 20 NATRA 11 RDT&E 1 BUWPS 14	13	1	2	1	26 16 20 11 1	12 27 20 10 1	12 27 20 10 1	12 16 20 10 1	12 16 20 10 1	
		91	13	1	2	1	74	70	70	59	59	
	* HUS 1	LANT 74 PAC 117 NABS 14 BUWPS 32			1 3 4	1 7 8	72 107 14	84 122 14	84 137 14	84 146 14	84 151 14	
		237	32		4	8	193	220	235	244	249	
	* HUS 12	NABS 4					4	4	4	4	4	
		4					4	4	4	4	4	
		332	45	1	6	9	271	294	309	307	312	
HR M	* HR25 1	LANT 14 PAC 11 NABS 2 BUWPS 11					14 11 2	14 13 2	14 13 2	14 13 2	14 13 2	
		38	11				27	29	29	29	29	
		38	11				27	29	29	29	29	
HU	* HU2K 1	LANT PAC RDT&E BUWPS						4	11	14	21	
		8	8					4	11	23	35	
	* HUK 1	PAC 10 NABS 1 BUWPS 8			1	5	4 1	6 1	6 1	6 2	6 4	
		19	8		1	5	5	7	7	8	10	
	* HUS 1A	LANT 7 PAC 6 NABS 1 RDT&E 1 BUWPS 5			1 1	2	4 3 1 1	10 5 1 1	10 5 1 1	10 4 1 1	10 3 1 1	
		20	5		2	4	9	17	17	16	15	
	* HUL 1	LANT 6 PAC 6 BUWPS 2					6 6	6 6	6 6	6 6	6 6	
		14	2				12	12	12	12	12	
	HUP 3	LANT 22 PAC 21 NABS BUWPS 6					22 21	22 22	22 23	22 20	20 13	
		49	6				43	45	46	43	34	
	HUP 2	LANT 11 PAC 13 NABS 19 NATRA 12 NART 30 RDT&E BUWPS 9				2	11 11 19 12 30	12 10 18 4 30	6 10 18 4 30	3 5 17 4 25	6 5 15 4 16	
		94	9		3	2	83	85	68	54	40	
		204	38			11	152	170	161	156	146	

* COMBAT FIRST LINE MODELS

PROGRAM AIRCRAFT

DECLASSIFIED

CONFIDENTIAL

TABLE 3

PROGRAM INVENTORY BY STATUS AND PLANNED OPERATING ASSIGNMENTS

BY COMMAND, CLASS AND MODEL

CLASS AND MODEL	COMMAND	TOTAL	BUWPS FR		OPERATING COMMANDS				PLANNED OPT'G. ASSIGNMENTS				
			NON OPERATIONAL SUPPORT	RESERVE STOCK	READY FOR ISSUE	OPERATIONAL POOL		ON BOARD OPERATING INV.	30 JUN 1961	30 SEP 1961	31 DEC 1961	31 MAR 1962	
						NOT READY FOR ISSUE							
						UNDG. PAR & AIRLINE MAINTENANCE	OTHER						
HT													
HTL 7	LANT	4						4	6	6	6	4	
	PAC	1						1	2	2	2	2	
	NART	3						3	3	3	3	4	
	BUWPS	7	7										
		15	7					8	11	11	11	10	
HTL 6	NATRA	27						27	27	27	27	27	
	BUWPS	15	15										
		42	15					27	27	27	27	27	
HTL 4	LANT	1						1	1				
	BUWPS	2		2									
		3		2				1	1				
		60	22	2				36	39	38	38	37	
AIRSHIPS													
ZP													
ZS2G 1	RDT&E	1						1	1	1			
		1						1	1	1			
*ZPG 2	LANT	3						3	4	4	4	4	
	RDT&E	2						2	2	2	3	3	
	BUWPS	4	1	3									
		9	1	3				5	6	6	7	7	
		10	1	3				6	7	7	7	7	
ZW													
*ZPG 3W	LANT	1						1	3	3	3	3	
	BUWPS	2	2										
		3	2					1	3	3	3	3	
*ZPG 2W	LANT	2		1		1		1	1	1	1	1	
	BUWPS	1		1		1		1	1	1	1	1	
		3		1		1		2	4	4	4	4	
		6	2	1		1		2	4	4	4	4	

* COMBAT FIRST LINE MODELS

CONFIDENTIAL

CONFIDENTIAL

TOTAL PROGRAM AND NON-PROGRAM AIRCRAFT

DECLASSIFIED

TABLE 4 LOCATION OF AIRCRAFT INVENTORY BY ORGANIZATIONAL UNIT

LOCATION	UNIT	NO. OF A/C	COM-MAND	LOCATION	UNIT	NO. OF A/C	COM-MAND	LOCATION	UNIT	NO. OF A/C	COM-MAND
ABD ALTAIR	HU 4 DET 85	1	11	ABD SHANGLRA	VA 46	12	11	BERMUDA	VP 45	11	11
					VF 13	13	11		VP 49	11	11
ABD BENINGTN	DET G	4	21		VA 106	13	11		NAVSTA	1	11
	VS 33	11	21		VA 176	13	11	BETHPAGE	BWR RDT&E	19	70
	VS 38	11	21		VFP 62 DET 44	2	11		BWR FR	25	88
	HS 8	13	21		HU 2 DET 44	2	11	BLOOMFIELD	BWR RDT&E	11	70
	HMRL 163	10	29		VMA 225	12	19		BWR FR	8	88
ABD CHMPLAIN	VAW 12 DET 34	3	11	ABD SPRNGFLD	HU 2 DET 22	1	11	BOSTON	CVS 18 WASP	2	11
	VS 22	12	11						ONR	1	70
	VS 32	13	11	ABD TACONIC	HU 4 DET 93	1	11	BRAZIL	MISSION RIO DJ	1	11
	HS 5	16	11	ABD TANNER	HU 4 DET 76	2	11	BREMERTON	CVS 12 HORNET	1	21
	HU 2 DET 34	1	11	ABD THETS BY	HMRL 162	24	29		CVS 10 YORKTWN	1	21
	HMRM 461	14	19	ABD VALY FRG	VAW 12 DET 52	1	11	BROWN FIELD	VU 3	13	21
ABD CORALSEA	VF 151	12	21	ABD WASP	VAW 12 DET 48	4	11		VU 7	34	21
	VA 152	12	21		VS 28	12	11		NAAS 11 NAVDST	1	31
	VA 153	12	21		VS 31	13	11	BRUNSWICK	VP 7	11	11
	VF 154	12	21	ADAK	HU 2 DET 48	1	11		VP 11	13	11
	VA 155	12	21		NAVSTA 17 ND	2	21		VP 21	11	11
	VAH 2	10	21	AGANA	VCP 61	20	21		VP 26	11	11
	VCP 61 DET D	3	21		VAW 13	12	21		NAS 1 NAV DST	5	31
	VAW 13 DET D	5	21		VW 1	10	21	BUENOS AIRES	NAV ADV GROUP	1	11
	VMA 324	24	29		NAS	9	21	BUFFALO	BWR BUFFALO	1	31
ABD EASTWIND	HU 4 DET 73	2	11	AKRON	BWR AKRON	1	31		BWR RDT&E	1	70
ABD EDISTO	HU 4 DET 71	2	11	ALAMEDA	VF 91	16	21	BURBANK	BWR BURBANK	1	31
ABD ESSEX	VAW 12 DET 45	4	11		VF 92	14	21		BWR RDT&E	3	70
	VS 34	14	11		VA 95	13	21		BWR FR	39	88
	VS 39	13	11		VA 94	14	21	CAMDEN	CVA 63 KITTYHW	1	11
	HS 9	16	11		VA 95	13	21	CAMP PENDLET	VMO 6	21	29
	HU 2 DET 45	1	11		VP 9	12	21	CECIL FIELD	VF 31	14	11
ABD FORRESTL	VF 102	12	11		VP 19	14	21		VF 32	3	11
	VA 81	12	11		VR 21 DET	7	21		VA 34	12	11
	VF 103	13	11		NAS ALAMEDA	17	21		VA 36	14	11
	VA 83	12	11		CVA 61 RANGER	1	21		VF 174	54	11
	VA 85	13	11		CVA 31 RICHARD	1	21		VA 163	11	11
	VAH 5	12	11		CVA 14 TCNDRG	2	21		VA 164	12	11
	VFP 62 DET 42	3	11		CVA 34 ORISKNY	1	21		VF 161	8	11
	VAW 12 DET 42	5	11		CVA 41 MIDWAY	1	21		VF 162	10	11
	VAW 33 DET 42	3	11		CVA 43 CRL SEA	1	21		VFP 62	21	11
	HU 2 DET 42	2	11		NAS 12 NAV DST	23	31		NAS 6 NAV DST	9	31
ABD GLACIER	HU 4 DET 69	2	11		OGR BUWEPS FR	109	88	CHASE	NAAS NAATC	6	43
ABD KEARSGE	VAW 11 DET R	6	21	ANACOSTIA	NAS ANACOSTIA	79	31		TRARON 24	44	43
	VS 21	11	21		HQ MC FLT SECT	15	39		TRARON 25	45	43
	VS 29	11	21		NARTU	38	50		TRARON 26	38	43
	HS 6	16	21		NAS RDT&E	2	70	CHERRY POINT	MARS MWSG 27	18	19
	HMRL 161	13	29	ANNAPOLIS	NAF ANNAPOLIS	13	31		HGMS 14	4	19
ABD LEXINGTN	VF 211	11	21	ARGENTIA	VP 23	11	11		HGMS 24	4	19
	VA 212	9	21		VW 11	18	11		HGMS 32	4	19
	VF 213	12	21		NAVSTA	5	11		VMFAW 114	20	19
	VA 215	12	21	ATLANTA	NAS NART	28	50		VMFAW 531	20	19
	VA 216	10	21	ATSUGI	VQ 1	14	21		VMA 224	21	19
	VCP 63 DET L	3	21		HU 1 DET 1	13	21		VMA 224 SUB 1	2	19
ABD LTE ROCK	HU 2 DET 26	1	11		VR 21 DET	9	21		VMA 225 SUB 1	7	19
ABD LSD 15	HMRL 262 SUB 1	6	19		HGMS 11	13	29		VMA 242	20	19
ABD LSD 34	HMRL 264 SUB 1	6	19		VMF 312	20	29		VMA 332	20	19
ABD MIDWAY	VA 23	11	21		VMFAW 115	22	29		VMA 533	23	19
	VF 24	13	21		VMFAW 314	22	29		VMCJ 2	17	19
	VA 22	12	21		VU 5	11	21		VMR/VMGR 252	21	19
	VA 21	13	21		NAS	32	21		VMR 353	10	19
	VA 25	12	21		FAWPRA	54	21		VMT 1	1	19
	VAH 8	9	21	AUSTRALIA	ATT CANBERRA	1	21		MCAS	1	19
	VCP 63 DET A	3	21		BWR BALTIMORE	1	31	CHILE	MCAS SOSES	10	39
	VAW 11 DET A	3	21		BWR RDT&E	4	70		OGR BUWEPS FR	88	88
ABD OBSER IS	HU 4 DET 97	1	11	BARBERS PNT	BWR FR	14	88	CHINA LAKE	MISSION VLPRSO	1	11
ABD RICHARD	VF 191	14	21		VP 6	12	21		VX 5	15	21
	VA 192	12	21		VP 28	12	21		NAF 11 NAV DST	3	31
	VF 193	12	21		AEWBARRONPAC	36	21	CLEVELAND	NAF RDT&E	56	70
	VA 195	12	21		VR 21	14	21		NASA	1	70
	VA 196	11	21		VU 1	34	21	COLOMBIA	MISSION BOGOTA	1	11
ABD ROOSEVLT	VF 14	12	11	BEAUFORT	NAS 14 NAVDST	27	21	COLORADO SPR	COMNAVCONAD	3	31
	VA 15	12	11		VMF 122	22	19	COLUMBUS	BWR COLUMBUS	2	31
	VA 172	12	11		VMF 235	21	19		BWR RDT&E	16	70
	VAH 11	9	11		VMF 251	23	19		BWR FR	5	88
	VA 12	12	11		VMF 333	23	19				
	VFP 62 DET 37	2	11		MCAS	7	39				
	VAW 12 DET 37	3	11		POOL BUWEPS FR	1	88				
ABD RUSHMORE	HU 4 DET 91	1	11								

TOTAL PROGRAM AND NON-PROGRAM AIRCRAFT

TABLE 4 LOCATION OF AIRCRAFT INVENTORY BY ORGANIZATIONAL UNIT

~~CONFIDENTIAL~~
DECLASSIFIED

LOCATION	UNIT	NO. OF A/C	COM-MAND	LOCATION	UNIT	NO. OF A/C	COM-MAND	LOCATION	UNIT	NO. OF A/C	COM-MAND
CRPS CHRISTI	TRARON 28	65	43	INDIANAPOLIS	AVIONICS FAC	1	31	MAYPORT	CVA 38 SHANGRL	1	11
	TRARON 29	10	43	IRAN	ATT TEHRAN	1	11		CVA 42 FDR	1	11
	TRARON 30	37	43						CVA 60 SARATOG	1	11
	TRARON 31	15	43	IWAKUNI	VP 22	12	21	MEMPHIS	NAS	20	44
	NAS NAATC	18	43		VP 50	11	21		NARTU	32	50
	FLYING CLUB	1	88		MARS 17	16	29		POOL BUWEPS FR	1	88
CUBI PNT	VAH 4 L	3	21		VMA 311	27	29				
	H&MS 12	4	29		VMR 253	19	29	MERIDIAN	NAS NABTC	3	41
	VMA 212	21	29	JACKSONVILLE	NAMD IWAKUNI	4	29				
	VMCJ 1	16	29		VA 35	12	11	MEXICO	ATT MEXICO CTY	1	11
	VU 5 DET A	4	21		VA 44	79	11	MIDWAY	NAVSTA 14 ND	4	21
	NAS CUBI PNT	10	21		VA 165	8	11				
DAHLGREN	NWL	1	31		VAP 62	13	11	MINNEAPOLIS	NAS NART	37	50
DALLAS	NAS NART	52	50		VP 5	11	11				
	BWR RDT&E	7	70		VP 18	11	11	MIRAMAR	VF 51	14	21
	BWR FR	54	88		VP 30	14	11		VA 52	14	21
DENVER	NAVCRUIT STA	2	31		VU 10 DET	2	11		VF 53	15	21
DHAHRAN AFB	HDQTRS CMEF	2	11	JAVA	NAS 6 NAV DST	19	31		VA 55	13	21
ECUADOR	MISSION QUITO	1	11	JOHNSVILLE	NARTU	42	50		VA 56	15	21
EDWARDS AFB	NLO	3	70		O&R BUWEPS FR	144	88		VF 111	5	21
									VA 112	9	21
	GEN ELEC CO	1	88						VA 113	10	21
	LAKE CEN AIRLN	3	88	KANEHOE	H&MS 13	10	29		VF 114	13	21
	NO CEN AIRLNS	2	88		VMF 232	20	29		VA 115	8	21
OZARK AIR INC	2	88		VMA 214	23	29		VF 121	54	21	
TRANS TEX AIRW	2	88		MCAS 14 ND	7	29		VA 126	62	21	
U S ARMY	13	88		DET	4	31		VF 141	12	21	
	USAF	4	88	KEFLAVIK	NAVSTA	2	11		VF 142	18	21
EST HARTFORD	BWR EST HRTFRD	1	31						VA 144	13	21
	BWR RDT&E	14	70	KENT	NAVSTA	7	11	MOFFETT FLD	VA 145	10	21
	BWR FR	55	88	KEY WEST	NAF W MALLING	7	11		VA 146	14	21
EGYPT	ATT CAIRO	1	11		VF 101	39	11		VCP 63	25	21
EL CENTRO	US NAV PAR FAC	1	31		VS 30	14	11		NAS 11 NAV DST	13	31
	NPF	10	70		HS 1	9	11				
EL SEGUNDO	BWR EL SEGUNDO	1	31		VX 1	15	11	MONTEREY	NAS 12 NAV DST	9	31
	BWR RDT&E	9	70	KINGSVILLE	NAS 6 NAV DST	5	31		NASA	1	70
	BWR FR	4	88		POOL BUWEPS FR	1	88	MORTON	NAF 12 NAVDST	40	31
EL TORO	H&MS 15	17	29						BWR RDT&E	1	70
	MARS 37	12	29					NAHA	VP 4	13	21
	H&MS 33	4	29		TRARON 7	75	41		VU 5 DET B	11	21
	VMF 323	25	29		NAAS NAATC	7	43		NAF	5	21
	VMF 451	24	29	KIRTLAND AFB	TRARON 21	48	43	NAPLES	VR 24 DET	9	11
	VMFAW 334	29	29		NASWF	1	31		NAF	16	11
	VMFAW 513	20	29		NASWF	11	70	NEW IBERIA	NAAS NAATC	5	43
	VMFAW 542	20	29	KODIAK	VP 1	12	21		TRARON 27	49	43
	VMA 211	23	29		NAVSTA 17 ND	3	21	NEW ORLEANS	NAS NART	35	50
	VMA 223	24	29	KWAJALEIN	PMRFAC	5	21		FLYING CLUB	1	88
	VMA 343	21	29	LAJES	NAF	1	11	NEW RIV JAX	H&MS 26	1	19
	VMCJ 3	23	29	LAKEHURST					HMRL 264	14	19
	VMGR 352	12	29		ZP 3	3	11		HMRL 261	17	19
HMRL 363	14	29		ZP 1	3	11		HMRL 262	16	19	
HHS AFMPAC	6	29		HU 2	18	11		HMRL 263	22	19	
VMT 2	23	29		HU 4	14	11		VMO 1	22	19	
MCAS SOGES	12	39		NAS 4 NAV DST	7	31		MCAF	4	39	
ELLYSON FLD	HT 8	61	41		NATECHTRAU	1	44		FLYING CLUB	1	88
					NARTU	14	50	NEW YORK	CVA 64 CONSTEL	1	11
FALLON	NAAS 12 NAVDST	5	31		NATFSI	8	70		NAS NART	65	50
FORT RUCKER	MATL DEV CONAC	1	88		NAS	2	70	NORFOLK	VS 24	13	11
FUTEMA	H&MS 16	4	29	LANGLEY FLD	NASA	1	70		VS 27	13	11
	HMRL 362	24	29	LITCHFLD PRK	NAF LITCHFLD	31	21		HS 3	16	11
GLENVIEW	NAS NART	59	50		NAF 11 NAV DST	2	31		VS 26	10	11
					STORAGE FACLTY	2093	88		VS 36	11	11
GLYNCO	NAS	7	44	LONG BEACH	CVS 33 KERSRGE	1	21		HS 7	20	11
	NAVCOFFSCOL	52	44	LOS ALAMITOS					VP 8	11	11
GREECE	ATT ATHENS	1	11		VS 23	12	21		VP 24	13	11
GROSSE ILE	NAS NART	42	50		VS 25	11	21		VP 44	13	11
					VS 35	13	21		VP 56	15	11
GTMO BAY	VU 10	13	11		VS 37	12	21		VP 30 DET A	5	11
	NAS GTMO BAY	8	11		NAS NART	84	50		HU 2 DET 1	4	11
HAITI	MISSION PTAUPR	1	11	LOS ANGELES	LPH 6 THETIS B	1	21		VRC 40	11	11
					CVA 16 LEXIGTN	1	21		CVA 11 INTREPD	1	11
INDIA	ATT NEW DELHI	1	11	MARIETTA	BWR FR	1	88		CVS15 RANDOLPH	1	11
									LPH 4 BOXER	1	11
									CVA 59 FORSTAL	1	11
									CVS 45 VALYFRG	1	11
									CVA 62 INDPEND	2	11
									HS FMFLNT	7	19
									NAS 5 NAV DST	45	31
									NARTU	17	50
									O&R BUWEPS FR	266	88

CONFIDENTIAL

DECLASSIFIED

TOTAL PROGRAM AND NON-PROGRAM AIRCRAFT

TABLE 4 LOCATION OF AIRCRAFT INVENTORY BY ORGANIZATIONAL UNIT

LOCATION	UNIT	NO. OF A/C	COM-MAND	LOCATION	UNIT	NO. OF A/C	COM-MAND	LOCATION	UNIT	NO. OF A/C	COM-MAND
NORWAY	ATT OSLO	1	11	REAM FIELD	HS 4	19	21	THAILAND	NAVSEC JUSMAG	1	21
OAKLAND	NAS NART	70	50		HS 2	12	21	TRINIDAD	NAVSTA	1	11
OCEANA	VA 43	61	11		HS 10	9	21	TULSA	O&R BUWEPS FR	12	88
	DET A	13	11		HU 1	33	21	TURKEY	MISSION ANKARA	1	11
	VA 42	20	11	ROOSEVLT RDS	NAAS 11 NAVDST	1	31	VENZUELA	MISSION CARACA	1	11
	VF 33	16	11		VW 4	7	11	VIETNAM	MAAG SAIGON	1	21
	VF 74	15	11		VMA 331	27	19	WALTHAM	BWR	6	70
	VA 65	14	11		VU 8	20	11	W PALM BEACH	BWR FR	7	88
	VA 66	16	11	ROTA	NAVSTA	7	11	WHDBY ISLAND	VAH 4	18	21
	VA 76	17	11		VF 11	13	11		VAH 6	14	21
	VF 41	16	11		VF 62	15	11		VAH 123	23	21
	VF 84	17	11		VQ 2	15	11		VP 2	14	21
	VA 75	12	11		VP 10	11	11		VP 17	12	21
	VA 86	13	11		NAVSTA	27	11		VP 47	11	21
	VA 72	17	11		FLYING CLUB	1	88		NAS WHDBY IS	6	21
	VU 2	12	11	SAN DIEGO	VA 122	32	21		NAS 13 NAV DST	13	31
	VU 4	15	11		VAW 11	36	21				
	NAS OCEANA	2	11		VAW 11 DET E	5	21				
	NAS 5 NAV DST	15	31		VFAW 3	30	21				
	POOL BUWEPS FR	1	88		VS 41	12	21				
OKINAWA	MCAF FUTEMA	2	29		VP 46	12	21				
OLATHE	NATECHTRAU	16	44		VP 42	9	21	WHITING FLD	NAAS NABTC	9	41
	NAS NART	26	50		VP 48	8	21		TRARON 2	157	41
PANAMA	COM FIFTEEN	1	11		VP 31	16	21		TRARON 3	128	41
PANAMA CITY	MINEDEFDEVU	2	70		NAS NORTH ISL	6	21		TRARON 6	29	41
PT HUENEME	LPH 5 PRINCETN	1	21		CVS 20 BENNING	1	21		FLYING CLUB	1	88
PORT ISABEL	NAAS NAATC	2	43		CVA 19 HANCOCK	1	21	WILLOW GROVE	NAS NART	56	50
PTXNT RIVER	VW 2	6	11	SANFORD	NAS 11 NAV DST	30	31		WRGT PAT AFB	2	31
	VW 13	9	11		O&R BUWEPS FR	164	88		YOKOSUKA	1	21
	VW 15	10	11		POOL BUWEPS FR	1	88		YUMA	7	39
	AEWTRAUNIT	5	11		VAH 9	15	11		MCAAS		
	VR 1	14	11		VAH 3	26	11		ARC RESRCH LAB	1	88
	NAS PTXNT RIV	14	31		VAH 13	8	11		ATOM ENER COMM	1	88
	NATC RDT&E	106	70		VAH 1	21	11		BLATZ AIRLINES	1	88
					VAH 7	4	11		CAL AIR CHARTR	1	88
					NAS 6 NAV DST	7	31		CEN AIRLINE INC	3	88
PENSACOLA	CVS 36 ANTETAM	1	11	SANGLEY PNT	VP 40	9	21		DEPT OF AGRIC	2	88
	NAS NABTC	62	41		NAVSTA	5	21		DEPT OF INT	1	88
	CVS 36ANTETAM	1	41	SANTA ANA	HMRL 361	23	29		DEPT OF JUSTICE	2	88
	TRARON 4	74	41		HMRM 462	11	29		FED AVN AGENCY	47	88
	NATECHTRAU	17	44	SAUFLEY FLD	NAAS NABTC	13	41				
	O&R BUWEPS FR	333	88		TRARON 1	140	41				
	FLYING CLUB	1	88		TRARON 5	48	41				
PERU	MISSION LIMA	1	11	SCHENECTADY	INSMAT	1	70				
PHILADELPHIA	NATECHTRAU	1	44	SEOUL	COMNAVFORKOREA	2	21				
	NAMC	3	70	SEATTLE	NAS NART	41	50				
PNT ARGUELLO	NMF	4	31	SIGONELLA	VP 16	11	11				
POINT MUGU	VX 4	14	21		NAF	3	11				
	PAC MISSLE RNG	61	31	SO WEYMOUTH	NADU	2	31				
	NAS 11 NAV DST	9	31		NAS NART	46	50				
	USNMC RDT&E	20	70		NADU	12	70				
PORT LYAUTEY	VR 24	10	11		POOL BUWEPS FR	1	88				
	NAS	5	11	SO AFRICA	ATT PRETORIA	1	11				
PORT WASHNGT	NTDC	1	31	ST LOUIS	BWR ST LOUIS	1	31				
QUANTICO	HMX 1	23	39		BWR RDT&E	9	70				
	MCAS AES 12	18	39		BWR FR	9	88				
	MCAS AES 12	2	70	SUKIRON	VMO 2	23	29				
QUONSET PNT	VAW 12	32	11	TETERBORO	BWR TETERBORO	1	31				
	VAW 33	10	11								
	VX 6	18	11	TAIWAN	COMUSTDC	1	21				
	VU 2 DET A	3	11		DET A 7TH FLT	1	21				
	CVS 9 ESSEX	1	11		MAAG REP CHINA	1	21				
	CVS 39 CHMPLAN	1	11								
	NAS 1 NAV DST	27	31								
	NATU	3	70								
	O&R BUWEPS FR	156	88								

CONFIDENTIAL

DECLASSIFIED

~~CONFIDENTIAL~~

SECTION II AIRCRAFT INVENTORY, END OF MONTH

PROGRAM AND NON-PROGRAM AIRCRAFT

TABLE	PAGE
5...MAJOR PROGRAM CLASSIFICATION BY COMBAT AND NON-COMBAT TYPE AIRCRAFT	69
6...STATUS DISTRIBUTION BY CLASS AND COMMAND	70
7...STATUS DISTRIBUTION, 1951 TO DATE	71
8...NON-PROGRAM AIRCRAFT, STATUS DISTRIBUTION BY MODEL	72
9...PROGRAM AIRCRAFT, TYPE OF ORGANIZATIONAL UNIT BY CLASS	74
10...PROGRAM AIRCRAFT, ATLANTIC FLEET, TYPE OF ORGANIZATIONAL UNIT BY CLASS	76
11...PROGRAM AIRCRAFT, PACIFIC FLEET, TYPE OF ORGANIZATIONAL UNIT BY CLASS	77

SPECIAL TABLES

12...MAN-CARRYING DRONES BY COMMAND AND STATUS DISTRIBUTION BY MODEL	78
13...AIRCRAFT ON LOAN TO NAVY	78

CHARTS

1...AIRCRAFT INVENTORY AND PLANNED ASSIGNMENT DATA	67
2...MONTH-END INVENTORY OF PROGRAM AIRCRAFT BY STATUS, JUNE 1956 TO DATE	69
3...TOTAL NAVY PROGRAM AIRCRAFT BY ORGANIZATIONAL UNITS	75

~~CONFIDENTIAL~~

STATUS OF NAVY AIRCRAFT INVENTORY

SCOPE OF SECTION II

Navy aircraft "inventory" is comprised of all aircraft which have been accepted, but not stricken, by the Navy. An aircraft is accepted when legal custody is assumed by the Navy, and is stricken when officially separated from Navy custody by the signature of the Deputy Chief of Naval Operations (Air) to the monthly notice "Separations From and Reinstatements To the Navy list of aircraft".

Navy aircraft are presented under three basic classifications: STATUS, KIND OR CLASS and CONFIGURATION, and CUSTODY. "Status" refers to the classification of the functional employment or condition of aircraft; that is, generally, either undergoing, awaiting, or enroute to either operating, standard rework, special rework, storage, final disposition, or evaluation to determine next action. "Kind or Class and Configuration" refers to physical characteristics; as to general mission purpose of Navy aircraft design, e.g., fighter, attack, patrol, transport, etc. "Sub-Class" refers to the next lower level of classification into more specific mission purpose of design, e.g., all-weather, photographic, etc. "Custody" refers to organizational location; that is, administrative control of assignment, pipeline, and employment of aircraft; and, responsibility to account for and otherwise provide information about aircraft.

Included in Section II are selected inventory statistics for all Navy aircraft except guided missiles. (Aircraft on loan to Navy are included in table 13, but are excluded from all others in Section II.) Succeeding tables and listings represent successive breakdowns, in varying degree of detail, of current TOTAL INVENTORY.

GLOSSARY OF TERMS (AIRCRAFT)

TOTAL INVENTORY - Comprises all man-carrying Naval aircraft (including man-carrying drones) in the custody of all Navy and Marine organizations and units which have been accepted but not yet stricken. Total inventory may be divided into Program and Non-Program categories.

PROGRAM AIRCRAFT - Comprise all production aircraft in the physical custody of Navy and Marine units for which current or future operation within an authorized allowance is intended or can reasonably be expected. Stated differently, the program category includes operating, pipeline and reserve stock aircraft.

NON-PROGRAM AIRCRAFT - Comprise all aircraft of project development and service test (BIS) configuration, target drones (man-carrying), aircraft retired but not yet stricken (including contingency reserve), and aircraft on loan or on bailment contracts.

OPERATIONAL AIRCRAFT - This grouping includes all program aircraft in the controlling custody of the operating commands (COMNAVAIRLANT, COMNAVAIRPAC, CNATRA, CNARESTRA, NABS, and BUWEPS RDT&E) i.e., operating and operational pool aircraft.

OPERATING AIRCRAFT - are those aircraft in the custody of designated units for flight in performance of a Navy mission therefor, in accordance with, and in direct assignment against OPNAV planned operating assignments. Operating aircraft may be further classified by primary mission of unit having custody - "Combat", "Direct Combat Support", "Indirect Combat Support", "Air Training" and "Reserve (USNR-USMCR) Training".

PIPELINE - Comprise aircraft in the Non-Operational Support and Operational Pool categories (see below).

OPERATIONAL POOL AIRCRAFT - are non-operating aircraft in custody of the operating command, i.e., pipeline aircraft in support of the operating program. Pool aircraft are often further classified as between "Ready For Issue" (those new or newly reworked aircraft awaiting issue to an operating unit) and "Not Ready For Issue" (aircraft in process of rework or return to BUWEPS).

NON-OPERATIONAL SUPPORT - aircraft are those in custody of BUWEPS (Fleet Readiness) for purposes of rework.

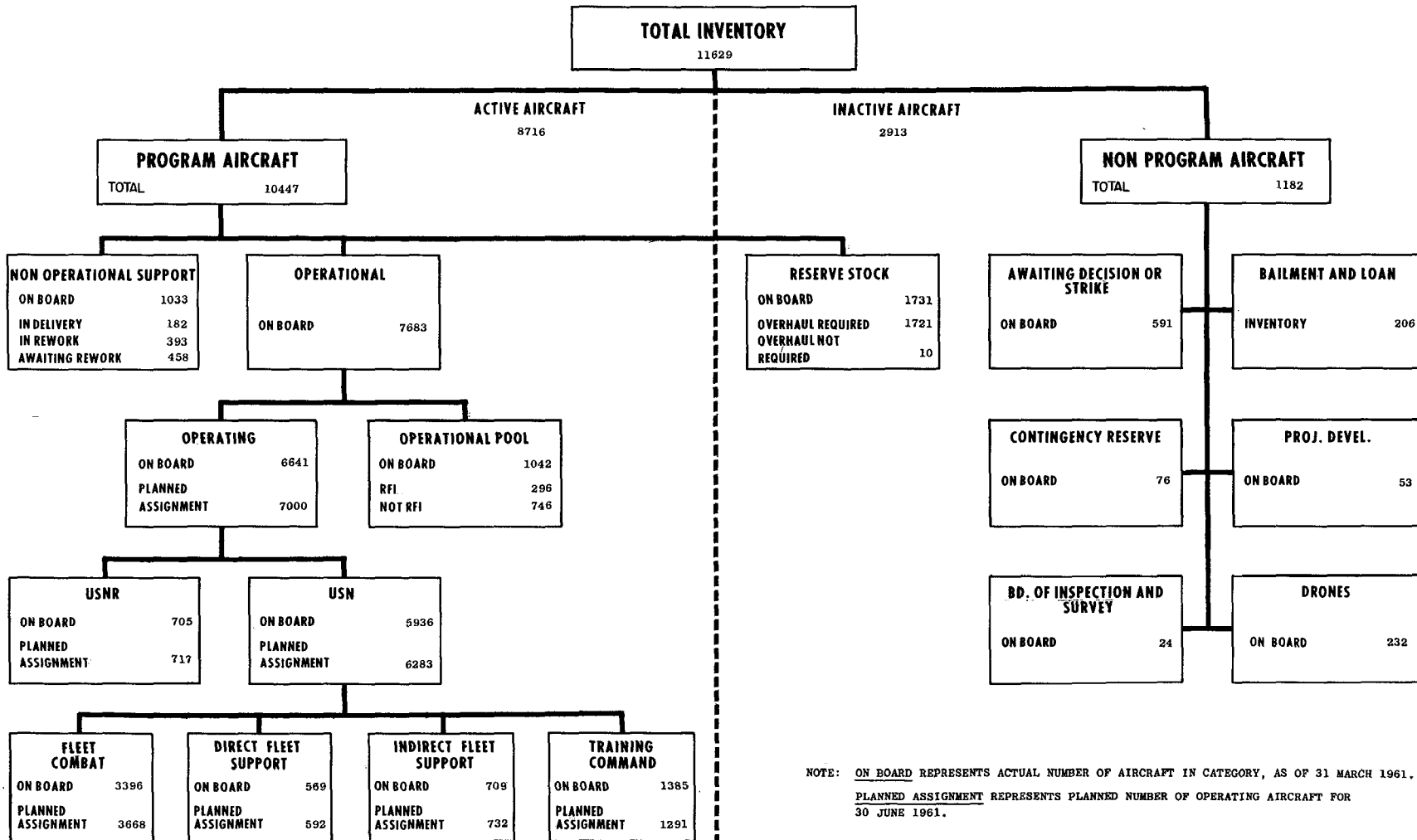
RESERVE STOCK - are program aircraft in the controlling custody of BUWEPS (FR) which are not currently and actively engaged in any of the various logistic processes (i.e., in, awaiting or enroute to operating or to rework) required in normal transition through standard service life.

CONTINGENCY RESERVE - aircraft are those which have been retired from the program inventory as a consequence of completion of standard service life but which have been retained in the inventory to alleviate mobilization deficiencies. Only those aircraft are retained in contingency reserve for which spare part support is available for at least one more Standard Rework and one more service tour/period.

ACTIVE AIRCRAFT - Operating aircraft and aircraft currently engaged in logistic support of operating aircraft.

INACTIVE AIRCRAFT - Non-program and Reserve Stock aircraft.

AIRCRAFT INVENTORY AND PLANNED ASSIGNMENT DATA



NOTE: ON BOARD REPRESENTS ACTUAL NUMBER OF AIRCRAFT IN CATEGORY, AS OF 31 MARCH 1961.
PLANNED ASSIGNMENT REPRESENTS PLANNED NUMBER OF OPERATING AIRCRAFT FOR 30 JUNE 1961.

67

DECLASSIFIED

CONFIDENTIAL

DECLASSIFIED

TOTAL AIRCRAFT INVENTORY

TABLE 5

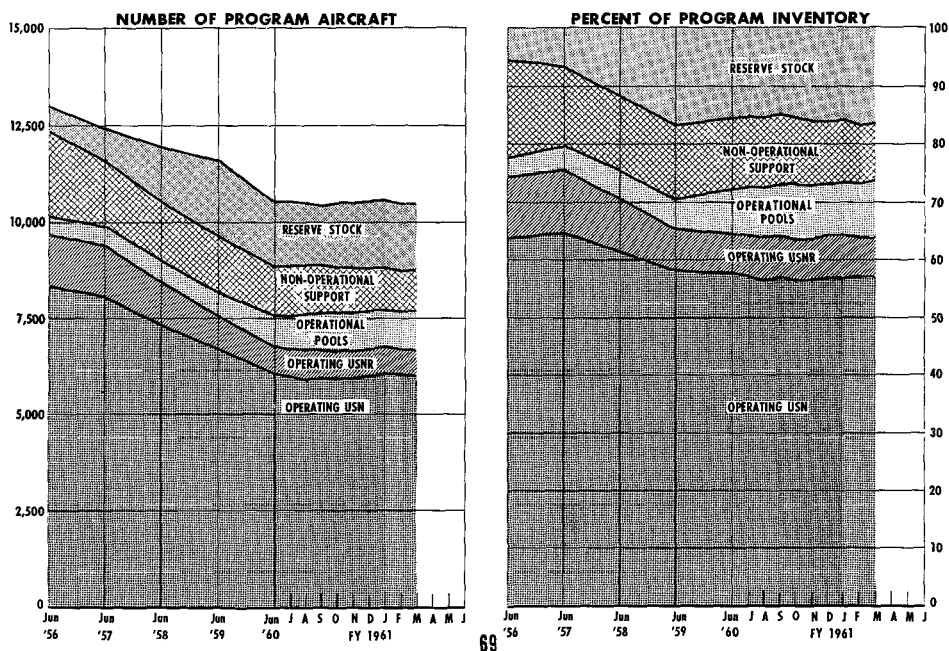
MAJOR PROGRAM CLASSIFICATIONS BY COMBAT AND NON-COMBAT TYPE
PROGRAM & NON-PROGRAM

PROGRAM CLASSIFICATION	31 March 1961					28 February 1961				
	GRAND TOTAL	HEAVIER-THAN-AIR			LIGHTER THAN AIR	GRAND TOTAL	HEAVIER-THAN-AIR			LIGHTER THAN AIR
		TOTAL	COMBAT TYPE	NON-COMBAT TYPE			TOTAL	COMBAT TYPE	NON-COMBAT TYPE	
TOTAL INVENTORY	11,629	11,613	7,667	3,946	16	11,650	11,634	7,559	4,075	16
PROGRAM AIRCRAFT	10,447	10,431	6,702	3,729	16	10,495	10,479	6,611	3,868	16
Operational	7,683	7,674	5,190	2,484	9	7,726	7,716	5,114	2,602	10
Operating	6,641	6,633	4,317	2,316	8	6,723	6,716	4,282	2,434	7
U. S. Navy	5,936	5,928	3,786	2,142	8	6,011	6,004	3,746	2,258	7
U. S. Navy Reserve	705	705	531	174	-	712	712	536	176	-
Operational Pools	1,042	1,041	873	168	1	1,003	1,000	832	168	3
RFI	296	296	259	37	-	260	260	224	36	-
Not RFI	746	745	614	131	1	743	740	608	132	3
Non-Operating Support	1,033	1,030	685	345	3	1,057	1,055	689	366	2
Delivery	182	181	158	23	1	188	187	149	38	1
Rework	393	392	236	156	1	410	409	257	152	1
Awaiting Rework	458	457	291	166	1	459	459	285	176	-
Reserve Stock	1,731	1,727	827	900	4	1,712	1,708	808	900	4
Overhaul Required	1,721	1,717	818	899	4	1,702	1,698	799	899	4
Overhaul Not Required	10	10	9	1	-	10	10	9	1	-
NON-PROGRAM AIRCRAFT	1,182	1,182	965	217	-	1,155	1,155	948	207	-
Awaiting Decision or Strike	591	591	506	85	-	577	577	504	73	-
Contingency Reserve	76	76	54	22	-	78	78	54	24	-
Project Development	53	53	45	8	-	30	30	23	7	-
Ballment and Loan	206	206	104	102	-	204	204	101	103	-
Board of Inspection and Survey	24	24	24	-	-	25	25	25	-	-
Drones	232	232	232	-	-	241	241	241	-	-

CHART 2

TOTAL PROGRAM AIRCRAFT BY STATUS

30 JUNE 1956 TO DATE



CONFIDENTIAL

TABLE 6

TOTAL AIRCRAFT INVENTORY
STATUS DISTRIBUTION BY CLASS & COMMAND
PROGRAM & NON-PROGRAM

DECLASSIFIED

CLASS AND COMMAND	PROGRAM									NON - PROGRAM							
	GRAND TOTAL	TOTAL	OPERATIONAL		NON-OPERATIONAL SUPPORT				RESERVE STOCK	TOTAL	AWTG. DE-CISION OR STRIKE	CONTIN-GENCY RESERVE	PRO-JECT DE-VELOP-MENT	BAIL-MENT & LOAN	BOARD OF INSPEC-TION & SURVEY	DRONES	
			OPER-ATING	RFI	NOT RFI	POOL	IN DELIVERY	IN REWORK									AWTG. REWORK
TOTAL	11,629	10,447	6,641	296	746	182	393	458	1,731	1,182	591	76	53	206	24	232	
Fighter	2,704	1,953	1,205	75	211	23	31	111	297	751	456	-	27	32	11	218	
VF(DAY)JET	1,610	1,001	620	50	96	1	15	65	154	609	376	-	13	9	-	211	
VF(AW)JET	778	666	431	14	89	19	12	29	72	112	62	-	14	25	11	-	
VF(P)JET	185	181	94	3	15	-	1	2	66	4	-	-	-	4	-	-	
VF(D)JET	82	63	32	4	10	-	-	12	5	19	18	-	-	1	-	-	
VF(KD)JET	13	13	7	2	7	1	1	2	-	-	-	-	-	-	-	-	
VF(Q)JET	29	29	21	2	1	2	2	1	-	-	-	-	-	-	-	-	
VF(DAY)PROP	7	-	-	-	-	-	-	-	-	7	-	-	-	-	-	7	
Attack	2,566	2,427	1,528	115	217	29	80	28	370	129	33	48	14	20	4	-	
VA(DAY)JET	1,330	1,313	886	90	172	6	14	10	135	17	-	-	11	6	-	-	
VA(F)JET	29	27	18	3	5	-	1	-	-	2	-	-	-	2	-	-	
VA(O)JET	25	23	19	1	2	1	-	-	-	2	-	-	1	1	-	-	
VA(ET)JET	12	12	10	1	1	-	2	4	-	-	-	-	-	-	-	-	
VA(H)JET	180	162	131	2	23	-	-	-	-	18	-	-	2	12	4	-	
VA(LL)JET	5	-	-	-	-	-	-	-	-	5	-	-	-	5	-	-	
VA(DAY)PROP	608	555	318	12	7	14	48	59	97	53	25	28	-	-	-	-	
VA(AW)PROP	146	125	53	1	-	3	4	6	58	21	3	18	-	-	-	-	
VA(V)PROP	230	220	93	5	7	5	11	19	80	10	5	2	-	3	-	-	
VA(H)PROP	1	-	-	-	-	-	-	-	-	1	-	-	-	1	-	-	
Anti-Submarine	653	626	483	17	84	11	2	6	33	17	10	-	1	5	1	-	
VS	653	636	483	17	84	11	2	6	33	17	10	-	1	5	1	-	
Patrol	768	739	454	20	43	19	73	17	103	29	7	6	-	2	-	14	
VP(L)	560	531	354	28	33	8	54	13	41	29	7	6	-	-	-	-	
VP(LD)	8	8	7	1	-	-	-	-	-	-	-	-	-	-	-	-	
VP(S)	200	200	93	1	10	11	19	4	62	-	-	-	-	-	-	-	
Warning	140	139	85	6	23	-	1	-	24	1	-	-	1	-	-	-	
VW(VBA)	7	7	5	-	2	-	-	-	-	-	-	-	-	-	-	-	
VW(AM)	125	124	72	5	21	-	1	-	24	1	-	-	1	-	-	-	
VW(Q)	8	8	7	1	-	-	-	-	-	-	-	-	-	-	-	-	
Observation	43	41	31	4	2	-	2	2	-	-	-	-	-	-	-	-	
VO	41	41	31	4	2	-	2	2	-	-	-	-	-	-	-	-	
Transport	570	522	411	8	20	5	47	3	28	48	-	-	1	47	-	-	
VR(R)	165	165	135	1	6	2	20	1	-	-	-	-	-	-	-	-	
VR(M)	327	281	213	4	5	2	27	2	28	46	-	-	1	45	-	-	
VR(C)	78	76	63	3	9	1	-	-	-	2	-	-	-	2	-	-	
In Flight Refueler	7	4	3	-	-	1	-	-	-	3	-	-	-	1	2	-	
VG	7	4	3	-	-	1	-	-	-	3	-	-	-	1	2	-	
Utility	184	175	108	5	2	4	8	10	38	9	9	-	-	-	-	-	
VU(SAR)	101	96	56	5	-	2	5	7	21	5	5	-	-	-	-	-	
VU(TOW)	54	51	27	-	1	2	3	3	15	3	3	-	-	-	-	-	
VU(TAD)	9	8	5	-	1	-	-	-	2	1	1	-	-	-	-	-	
VU(L)	20	20	20	-	-	-	-	-	-	-	-	-	-	-	-	-	
Training	2,890	2,780	1,604	22	114	10	92	107	831	110	50	-	7	53	-	-	
VT(JET)	1,075	1,060	576	16	88	3	24	37	316	15	1	-	6	8	-	-	
VT(D)(JET)	15	9	5	-	-	-	-	1	3	6	5	-	-	1	-	-	
VT(KD)(JET)	7	7	1	-	-	-	-	-	6	2	1	-	-	1	-	-	
VT(MB)(PROP)	672	630	373	2	9	-	25	18	203	42	40	-	-	2	-	-	
VT(ME)(E)(PROP)	39	39	26	2	-	-	-	2	9	-	-	-	-	1	-	-	
VT(SE)(PROP)	1,014	998	600	2	17	6	43	49	281	16	3	-	1	12	-	-	
VT(E)(PROP)	42	13	2	-	-	-	-	-	11	29	-	-	-	29	-	-	
VT(MAY)(PROP)	14	14	13	-	-	1	-	-	-	-	-	-	-	-	-	-	
VT(D)(PROP)	10	10	8	-	-	-	-	-	2	-	-	-	-	-	-	-	
Rotary Wing	1,090	1,005	721	14	29	73	56	103	3	85	26	22	2	29	6	-	
HS	303	281	177	5	8	48	20	23	-	22	-	-	1	15	6	-	
HO	91	90	58	-	1	-	2	29	-	1	-	-	-	1	-	-	
HR(L)	351	332	271	6	9	13	15	17	1	19	10	8	-	1	-	-	
HU	244	204	152	3	11	14	7	17	-	40	16	14	1	9	-	-	
HT	63	60	36	-	-	2	6	14	2	2	-	-	-	2	-	-	
HR(M)	39	38	27	-	-	2	6	3	-	1	-	-	-	1	-	-	
Airships	16	16	8	-	1	1	1	1	4	-	-	-	-	-	-	-	
ZP	10	10	6	-	-	1	-	-	3	-	-	-	-	-	-	-	
ZW	6	6	2	-	1	-	1	1	1	-	-	-	-	-	-	-	

COMMAND	GRAND TOTAL	TOTAL	OPERATIONAL	RFI	NOT RFI	IN DELIVERY	IN REWORK	AWTG. REWORK	RESERVE STOCK	TOTAL	AWTG. DE-CISION OR STRIKE	CONTIN-GENCY RESERVE	PRO-JECT DE-VELOP-MENT	BAIL-MENT & LOAN	BOARD OF INSPEC-TION & SURVEY	DRONES
LANT	2,220	2,213	1,931	88	194	-	-	-	-	7	1	-	-	-	-	6
PAC	2,588	2,588	2,055	172	361	-	-	-	-	-	-	-	-	-	-	-
NARS	593	566	551	3	12	-	-	-	-	27	-	-	-	-	-	27
NACRA	1,385	1,385	1,262	10	113	-	-	-	-	-	-	-	-	-	-	-
NART	784	784	705	22	57	-	-	-	-	-	-	-	-	-	-	-
RAF	364	147	137	1	9	-	-	-	-	217	-	-	53	109	24	31
EUROPS	3,695	2,764	-	-	-	182	393	458	1,731	931	590	76	-	97	-	168

DECLASSIFIED

TABLE 7

STATUS DISTRIBUTION BY CLASS & COMMAND
PROGRAM & NON-PROGRAM

CLASS AND COMMAND	PROGRAM									NON - PROGRAM							
	GRAND TOTAL	TOTAL	OPERATIONAL		NON-OPERATIONAL SUPPORT					RESERVE STOCK	TOTAL	AWTG. DE-CISION OR STRIKE	CONTIN-GENCY RESERVE	PRO-JECT DE-VELOP-MENT b/	BAIL-MENT & LOAN	BOARD OF INSPEC-TION & SURVEY	DRONES
			OPER-ATING	PIPELINE		IN DELIVERY	IN REWORK	AWTG. REWORK									
				RFI	NOT RFI												
30 JUNE																	
1951	13,818	13,174	7,369	797	-	610	1,053	877	2,468	644	269	-	43	46	-	286	
1952	14,149	13,475	8,814	836	-	677	1,031	818	1,299	674	269	-	35	67	-	303	
1953	15,280	14,012	9,946	1,167	-	685	835	675	704	1,268	574	-	33	104	-	557	
1954	16,055	14,151	9,733	1,025	-	588	847	880	1,078	1,904	1,197	-	24	118	46	519	
1955	17,085	14,140	9,761	667	-	612	924	857	1,319	2,945	629	1,508	18	163	46	581	
1956																	
31 March	17,769	13,554	9,692	488	-	539	1,063	718	1,054	4,215	2,652	590	8	200	63	702	
30 June	16,400	13,003	9,687	403	-	482	981	764	686	3,397	1,722	734	9	236	57	639	
30 September	15,361	12,752	9,596	365	-	369	943	745	734	2,609	803	829	8	266	56	647	
31 December	14,871	12,573	9,553	382	-	391	892	618	737	2,298	494	853	8	265	60	618	
1957																	
31 March	14,270	12,566	9,557	417	-	380	767	604	841	1,704	272	760	7	275	53	337	
30 June	14,289	12,434	9,421	492	-	362	718	624	817	1,855	333	870	5	270	46	331	
30 September	13,106	12,065	9,338	180	-	348	776	444	684	1,041	218	145	5	272	43	358	
31 December	13,127	12,140	9,275	100	-	373	756	422	860	987	199	150	3	252	42	341	
1958																	
31 March	13,168	12,214	9,039	112	390	391	758	464	1,060	954	242	150	-	223	36	303	
30 June	12,832	11,924	8,424	198	373	259	764	515	1,391	908	280	56	58	228	29	259	
30 September	12,346	11,629	8,415	124	412	242	678	395	1,363	717	148	4	49	230	27	259	
31 December	12,346	11,659	8,147	116	455	290	661	479	1,511	687	134	4	44	237	20	248	
1959																	
31 March	12,295	11,607	7,657	170	452	221	690	563	1,854	688	143	9	35	235	19	247	
30 June	12,373	11,597	7,562	145	462	274	617	589	1,948	776	188	14	32	212	24	306	
30 September	11,991	11,296	7,277	323	498	207	624	590	1,777	695	130	27	35	197	15	291	
31 December	12,054	11,257	7,064	322	456	272	552	647	1,944	797	195	44	37	182	22	317	
1960																	
31 March	11,945	11,174	6,726	363	519	304	542	611	2,109	771	213	23	36	181	13	305	
30 June	11,553	10,472	6,759	299	514	286	515	490	1,609	1,081	481	89	35	183	12	281	
30 September	11,594	10,411	6,665	364	590	294	543	405	1,550	1,183	559	98	35	200	17	274	
31 December	11,641	10,515	6,748	349	614	235	423	454	1,692	1,126	575	33	33	210	23	252	
1961																	
31 January	11,644	10,528	6,738	340	664	199	430	459	1,698	1,116	550	60	32	205	21	248	
28 February	11,650	10,495	6,723	260	743	188	410	459	1,712	1,155	577	78	30	204	25	241	
31 March	11,629	10,447	6,641	296	746	182	393	458	1,731	1,182	591	76	53	206	24	232	

a/ "RFI" and "Not RFI" not available prior to 30 September 1957.

b/ Included only experimental aircraft through 28 February 1958.

DECLASSIFIED

DISTRIBUTION OF NON-PROGRAM AIRCRAFT BY MODEL

TABLE 8

CLASS & MODEL	GRAND TOTAL	AWTG DECISION OR STRIKE	MAP	CONT. RE-SERVE	BAIL-MENT	LOAN	PROJ DEV	BRD. OF INSP. & SURVEY	DRONES	CLASS & MODEL	GRAND TOTAL	AWTG DECISION OR STRIKE	MAP	CONT. RE-SERVE	BAIL-MENT	LOAN	PROJ DEV.	BRD. OF INSP. & SURVEY	DRONES
TOTAL	1,182	569	22	76	104	102	53	24	232	VA(LL)JET	5				5				
Fighter	751	456			31	8	27	11	218	A2F-1	5				5				
VP(DAY)JET	609	376			7	2	13		211	VA(DAY)PROP ..	53	22	3	28					
F8U-2	1				1		1			AD-6	3		3	28					
Y/F8U-2	4									AD-5	50	22							
F8U-1	4				3	1	4			VA(AW)PROP ...	21	3		18					
Y/F8U-1	4									AD-5M	21	3		18					
F11F-1	2				1	1	4			VA(W)PROP	10	5		2	3				
Y/F11F-1	4									W2F-1	2				2				
F9F-8	135	135								WF-2	1			2	1				
F9F-6	168	168								AD-5W	7	5		2					
F9F-6K2	45								45	VA(H)PROP	1				1				
F9F-6K2X	23								64	AJ-1	1				1				
F9F-6K	79									Anti-Submarine ..	17	1	9		5		1	1	
F9F-6KX	64									VS	17	1	9		5		1	1	
F9H-2M	57	57								S2F-3	4				4			.1	
F2H-2	1				1					YS2F-3	1								
F1-4	1				1					S2F-1	11	1	9		1		1		
Y/F1-4	2									Y/S2F-1	1								
F4-3	16	16						2		Petrol	29	7		6	2				14
Y/F4-3	2							2		VP(L)	22	7		6	2				14
VP(AW)JET	112	62			22	3	14	11		P2V-7S	1				1				
F8U-2N	4				4					P2V-5FS	1			6	1				
Y/F8U-2N	6						6			P4Y-2K	14								14
YF8U-2N	4							4		Warning	1						1		
F2H-4	21	21								VW(AEW)	1						1		
F2H-3	29	29								Y/WV-2	1						1		
Y/F2H-3	2				2					Transport	48				3	44	1		
F2H-2	3						3			VR(M)	46				1	44	1		
F2H-2M	12	11			1					R4D-6	2					2			
F4H-1F	12				10	2				R4D-5	4					4			
YF4H-1F	7								7	R4D-5R	24				1	23			
F3D-2	2				2					R4D-5R	9					9			
F3D-2M	1				1					R4D-6Z	5					5			
F3D-1	2				1	1				Y/R4Y-1	1					1		1	
F4D-1	1				1					VR(C)	2				2				
Y/F4D-1	5						5			TF-1	2				2				
YF2Y-1	1	1								In Flgt Refueler.	3				1				2
VP(P)JET	4				2	2				VG	3				1				2
F8U-1F	1				1					GV-1	1				1				
F9F-8F	3				1	2				YGV-1	2								2
VP(D)JET	12	18				1				Utility	9	4	5						
F8U-1D	1									VU(SAR)	5			5					
F9F-6D	18	18								UF-2	5			5					
VP(DAY)PROP ..	7								7	VU(POW)	3	3							
F6F-5K	7								7	JD-1	3	3							
Attack	129	30	3	48	29	1	14	4		VU(T&D)	1	1							
VA(DAY)JET	17				5	1	11			JD-1D	1	1							
A4D-2	1				1														
Y/A4D-2	3						4												
A4D-2R	3																		
Y/A4D-2R	1						1												
A4D-1	1					1													
Y/A4D-1	4																		
Y/F1-AB	2																		
F9F-8B	1				1		2												
VA(P)JET	2				2														
A3D-2P	2				2														
VA(Q)JET	2				1		1												
A3D-2Q	1				1														
Y/A3D-1Q	1						1												
VA(H)JET	18				12		2	4											
A5J-1	10				10			4											
YA5J-1	4																		
A5D-2	1				1														
A5D-1	1				1														
YA5D-1	2						2												

~~CONFIDENTIAL~~

DECLASSIFIED

DISTRIBUTION OF NON-PROGRAM AIRCRAFT BY MODEL

TABLE 8

CLASS & MODEL	GRAND TOTAL	AWTG DECISION OR STRIKE	MAP	CONT. RE-SERVE	BAIL-MENT	LOAN	PROJ DEV	BRD. OF INSP. & SURVEY	DRONES	CLASS & MODEL	GRAND TOTAL	AWTG DECISION OR STRIKE	MAP	CONT. RE-SERVE	BAIL-MENT	LOAN	PROJ DEV	BRD. OF INSP. & SURVEY	DRONES
Training	110	45	5		6	47	7			Rotary	85	26		22	27	2	2	6	
VT(JET)	15	1			5	3	6			HS	22				15		1	6	
T2J-1	2				2					HSS-2	10				10			6	
Y/T2J-1	2					2	2			YHSS-2	6								6
T2V-1	4				2	2				HSS-1	5			5					
TV-2	1	1								Y/HSS-1	1						1		
Y/TV-2	1						1			HO	1				1				
F9F-8T	2				1	1				HOK-1	1				1				
Y/F9F-8T	3						3			HR(L)	12	10		8		1			
VT(D) JET	6	5				1				HRS-3	18	10		8				1	
TV-2D	6	5				1				HUS-1	1							1	
VT(KD)JET	2	1				1				HR(M)	1							1	
TV-2KD	2	1				1				HR2S-1	1					1			
VT(MB)PROP	42	38	2			2				HU	40	16		14	9		1		
SNB-5	42	38	2			2				HUK-1	8				8			1	
VT(SE)PROP	16		3			12	1			Y/SUL-1	1				1				
T-34B	10					10		1		HUP-2	31	16		14	1				
Y/T-34B	1									HT	2				2				
T-28B	2					2				HTK-1	2				2				
SRJ-6	3		3																
VT(E)PROP	22				1	28													
R4D-6Q	8					8													
R4D-5Q	4					4													
R4D-5S	14					14													
R4D-5S	3				1	2													

CONFIDENTIAL

~~CONFIDENTIAL~~

DECLASSIFIED

PROGRAM AIRCRAFT INVENTORY
TYPE OF ORGANIZATIONAL UNIT BY CLASS

TABLE 9

UNIT TYPE	TOTAL	CLASS OF AIRCRAFT														
		VF JET	VA JET	VA PROP	VS	VP	VW	VO	VR	VG	VU	VT JET	VT PROP	H	Z	
TOTAL	10447	1953	1507	930	636	739	139	41	522	4	175	1076	1704	1005	16	
OPERATING	6641	1205	1034	494	483	454	85	31	411	3	108	582	1022	721	8	
PIPELINE SUPP	2075	451	338	201	120	182	30	10	83	1	29	169	176	281	4	
RESERVE STOCK	1731	297	135	235	33	103	24		28		38	325	506	3	4	
OPERATING UNITS																
FLEET COMBAT	3396	874	813	376	207	345	64	31	153	2		26	4	496	5	
USN	2447	549	581	374	207	345	64		71					251	5	
VF DAY	245	245														
VF AW	222	222														
VA JET	411		411													
VA PROP	251			251												
VA H	136		136													
VFP PHOTO	26	26														
VAW AEW	123			123												
VFAW	25	25														
VO ECM	17		17													
VAP PHOTO	9		9													
VCP PHOTO	39	31	8													
VS	207				207											
HS	149													149		
VP LAND	250					250										
VP SEA	96					95				1						
ZP	5														5	
VW AEW WEA	20									1						
VW BARRIER	45								45							
HU	102													102		
VR TAC SUPP	69										69					
USMC	949	325	232	2				31	82	2		26	4	245		
MAW HEDRONS	61			2					27			26	4	2		
VMF	151	151														
VMF AW	127	127														
VMA	232		232													
VMCJ	47	47														
VMR	57									55	2					
HMR	210													210		
VMO	64							31						33		
DIR FLEET SUPP	569	89	11	10	4	11	7		79		64	183	83	28		
USN	505	82	11	10	4	11	7		73		62	138	74	26		
OPTEVFOR	46	8	11		4	6			6		2	2	3	4		
VU	138	81		8		5			1		31	3	6	3		
FLEET TRNG	160						7		9			124	20			
FLEET BASES	133			2					32		29	9	45	16		
CV & AV UTIL	28								25					3		
USMC	64								6		2	45	9	2		
FMF & FAHG	12								5			4	3			
VMT	40											40				
FLEET BASES	12								1		2	1	6	2		
IND FLEET SUPP	709	37	27	11	14	14	10		110	1	36	102	272	72	3	
NABS & NAS	443	9		2	7	2	4		67		31	76	212	33		
HMX	23													23		
BWGR & BWR	13								1				12			
RD & E	137	28	27	7	7	12	6		10	1	2	19	8	7	3	
AT & MISS	21								15		2	2	2	1		
USMCAS	72			2					16		1	7	38	8		
NATRA	1262	111	75	29	89	13	4		15		6	231	617	72		
BASIC	745	6		1	3				5		6	122	543	59		
ADVANCED	413	61	75	28	86	13			6			96	37	11		
TECHNICAL	104	44					4		4			13	37	2		
NART	705	94	108	68	169	71			54		2	40	46	53		
NON-OPERATING UNITS																
PIPELINE SUPP	2075	451	338	201	120	182	30	10	83	1	29	169	176	281	4	
OPTL POOLS	1042	286	300	32	101	73	29	6	28		7	104	32	43	1	
RFI	296	75	97	18	17	30	6	4	8		5	16	6	14		
NOT RFI	746	211	203	14	84	43	23	2	20		2	88	26	29	1	
NON OPTL SUPP	1033	165	38	169	19	109	1	4	55	1	22	65	144	238	3	
DELIVERY	182	23	7	22	11	19			5		4	3	7	79	1	
REWORK	393	31	17	63	2	73	1	2	47		8	24	68	56	1	
AWTG REWORK	458	111	14	84	6	17		2	3		10	38	69	103	1	
RESERVE STOCK	1731	297	135	235	33	103	24		28		38	325	506	3	4	
O/H REQUIRED	1721	295	132	231	33	103	24		28		38	324	506	3	4	
O/H NOT REQ	10	2	3	4								1				

CONFIDENTIAL

Chart 3

DECLASSIFIED

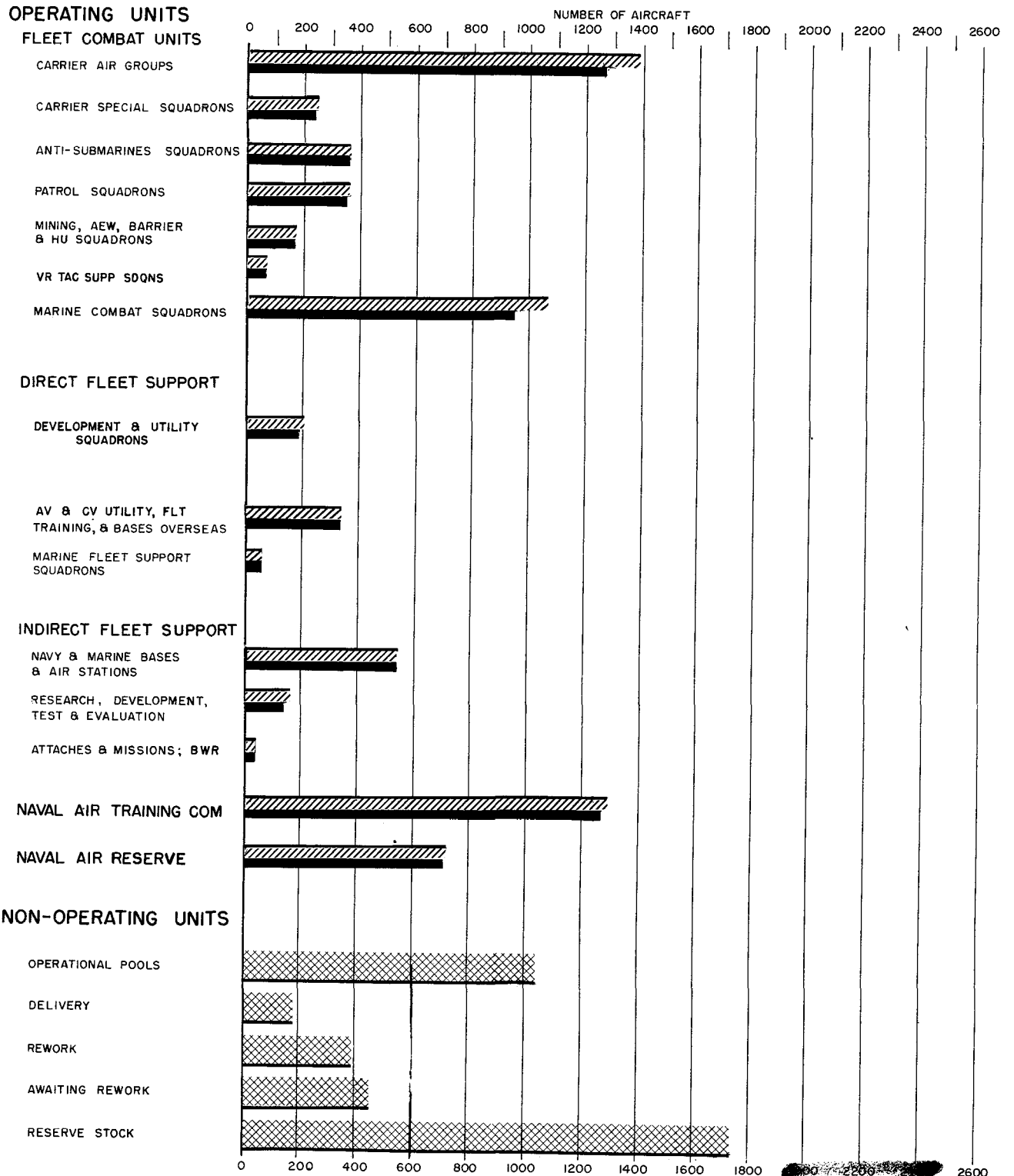
~~CONFIDENTIAL~~

TYPE OF ORGANIZATIONAL UNIT

■ OPERATING INVENTORY
 /// PLANNED ASSIGNMENT

(OPERATING INVENTORY VS PLANNED ASSIGNMENT)

▨ NON-OPERATING INVENTORY



~~CONFIDENTIAL~~

~~CONFIDENTIAL~~

PROGRAM AIRCRAFT INVENTORY
TYPE OF ORGANIZATIONAL UNIT BY CLASS
NAVAL AIR FORCE, ATLANTIC FLEET

DECLASSIFIED

TABLE 10

UNIT TYPE	TOTAL	CLASS OF AIRCRAFT														
		VF JET	VA JET	VA PROP	VS	VP	VW	VO	VR	VG	VU	VT JET	VT PROP	H	Z	
TOTAL	2213	496	489	216	144	203	54	12	150			27	105	38	73	6
OPERATING	1931	416	405	201	116	187	35	12	138			24	93	38	61	5
OPERATING POOLS	282	80	84	15	28	16	19		12			3	12		12	1
FLEET COMBAT	1663	383	405	199	112	179	32	12	81			9			246	5
USN	1260	255	293	197	112	179	32		42						145	5
VF DAY	115	115														
VF AW	114	114														
VA JET	198		198													
VA PROP	139			139												
VA H	77		77													
VFP PHOTO	26	26														
VAW AEW	58			58												
VQ ECM	9															
VAP PHOTO	9															
VS	112				112											
HS	88														88	
VP LAND	141					141										
VP SEA	38					38										
ZP	5															5
VW AEW WEA	11						11									
VW BARRIER	21						21									
HU	57														57	
VR TAC SUPP	42										42					
USMC	403	128	112	2				12	39			9		101		
MAW HEDRONS	21			2					10			9				
VMF	77	77														
VMF AW	36	36														
VMA	112		112													
VMCJ	15	15														
VMR	29									29						
HMR	91														91	
VMO	22							12							10	
DIR FLEET SUPP	252	33		2	4	8	3		45			22	84	37	14	
USN	226	33		2	4	8	3		43			22	62	35	14	
OPTVFOR	23				4	6	3		6			2		1	4	
VU	48	33				2						10		2	1	
FLEET TRNG	81						3		4			62	12			
FLEET BASES	60			2					20			10	20		8	
CV & AV UTIL	14								13						1	
USMC	26								2			22		2		
FMF & FAHG	6								2			2		2		
VMT	20											20				
IND FLEET SUPP	16								12			2		1	1	
ATT & MISS	16								12			2		1	1	
OPTL POOLS	282	80	84	15	28	16	19		12			3	12		12	1
RFI	88	14	28	8	8	5	6		5			2	3		9	
NOT RFI	194	66	56	7	20	11	13		7			1	9		3	1

~~CONFIDENTIAL~~

~~CONFIDENTIAL~~

**PROGRAM AIRCRAFT INVENTORY
TYPE OF ORGANIZATIONAL UNIT BY CLASS
NAVAL AIR FORCE, PACIFIC FLEET**

DECLASSIFIED

TABLE 11

UNIT TYPE	TOTAL	CLASS OF AIRCRAFT													
		VF JET	VA JET	VA PROP	VS	VP	VW	VO	VR	VG	VU	VT JET	VT PROP	H	Z
TOTAL	2588	715	621	200	104	205	44	25	123	2	43	150	61	295	
OPERATING	2055	547	419	185	95	169	36	19	110	2	42	116	51	264	
OPERATING POOLS	533	168	202	15	9	36	8	6	13		1	34	10	31	
FLEET COMBAT	1733	491	408	177	95	166	32	19	72	2		17	4	250	
USN	1187	294	288	177	95	166	32		29					106	
VF DAY	130	130													
VF AW	108	108													
VA JET	213		213												
VA PROP	112			112											
VA H	59		59												
VAV AEW	65			65											
VFAW	25	25													
VQ ECM	8		8												
VCP PHOTO	39	31	8												
VS	95				95										
HS	61													61	
VP LAND	109					109									
VP SEA	58					57									
VW AEW WEA	9						8		1						
VW BARRIER	24						24		1						
HU	45													45	
VR TAC SUPP	27								27					45	
USMC	546	197	120						19	43	2	17	4	144	
MAW HEDRONS	40								17			17	4	2	
VMF	74	74													
VMF AW	91	91													
VMA	120		120												
VMCJ	32	32													
VMR	28														
HMR	119								26	2				119	
VMO	42							19						23	
DIR FLEET SUPP	317	56	11	8		3	4		34		42	99	46	14	
USN	279	56	11	8		3	4		30		40	76	39	12	
OPTEVFOR	23	8	11									2	2		
VU	90	48		8		3			1		21	3	4	2	
FLEET TRNG	79						4		5			62	8		
FLEET BASES	73								12			9	25	8	
CV & AV UTIL	14								12					2	
USMC	38								4		2	23	7	2	
FMF & FAHG	6								3			2	1		
VMT	20											20			
FLEET BASES	12								1		2	1	6	2	
IND FLEET SUPP	5								4					1	
ATT & MISS	5								4					1	
OPTL POOLS	533	168	202	15	9	36	8	6	13		1	34	10	31	
RFI	172	52	60	8	1	22		4	3		1	12	4	5	
NOT RFI	361	116	142	7	8	14	8	2	10			22	6	26	

CONFIDENTIAL

DECLASSIFIED

MAN-CARRYING DRONES
COMMAND AND STATUS DISTRIBUTION BY MODEL

TABLE 12

MODEL	C O M M A N D						S T A T U S			
	GRAND TOTAL	LANT	PAC	NABS	RDT&E	BUWEPS	OPERATING	OPERAT'L. POOL	NON OPERAT'L. SUPPORT	RESERVE STOCK
TOTAL	232	6	-	27	31	168	64	-	49	119
F9F-6K2	45	6	-	11	14	14	31	-	12	2
F9F-6K2X	23	-	-	-	-	23	-	-	23	-
F9F-6K	79	-	-	9	12	58	21	-	6	52
F9F-6KX	64	-	-	-	-	64	-	-	8	56
F9F-5K	7	-	-	2	5	-	7	-	-	-
F4Y-2K	14	-	-	5	-	9	5	-	-	9

AIRCRAFT ON LOAN TO NAVY

TABLE 13

MODEL	TOTAL	CUSTODIAN	LOCATION
TOTAL	12		
B-45A	1	Research, Development, Test & Evaluation	NAF, Litchfield Park
C-45H	1	Research, Development, Test & Evaluation	NATC, Patuxent River
C-47D	1	Research, Development, Test & Evaluation	INM, Boston
F-101A	2	Research, Development, Test & Evaluation	EWR, Columbus
F-104A	1	Research, Development, Test & Evaluation	NAP, China Lake
HU-1	1	Research, Development, Test & Evaluation	EWR, Fort Worth
JRF-5G	1	Research, Development, Test & Evaluation	EWR, Garden City
RB-66A	1	Research, Development, Test & Evaluation	EWR, Columbus
RB-66A	1	Research, Development, Test & Evaluation	EWR, East Hartford
RB-66B	1	Research, Development, Test & Evaluation	INM, Schenectady
L-20	1	Commander Air Force, Pacific Fleet	PRR, Eniwetok