



**World Junior-B Curling Championships 2023
Lohja, Finland**

14 - 19 December 2023

**RESULTS BOOK
Men**



Medallists

Medal	Country	Name	Position - Function
GOLD	CAN - Canada	TAO Johnson	4 S
		NEUERT Jaedon	3
		DAVIES Zach	2
		NAUGLER Adam	1
		WILSON Skip	C
SILVER	USA - United States	WENDLING Wesley	4 S
		BESTLAND Jackson	3
		TUMA Kevin	2
		ARMSTRONG Jackson	1
		HEBERT Caden	A
		SWISSELM Ann	C
BRONZE	DEN - Denmark	SCHMIDT Jacob	3 S
		VILANDT Jonathan	4
		QVIST Alexander	2
		JURLANDER BOEGE Kasper	1
		JENSEN Nikki	A
		VILANDT Lars	C

Note:
Position and function for each team member:
4 = Fourth, **3** = Third, **2** = Second, **1** = Lead, **A** = Alternate, **S** = Skip, **C** = Coach



Final Standings

Rank	Team	Players	Position - Function	Group Rank	DSC
1	CAN - Canada	TAO Johnson	4 S		>A
		NEUERT Jaedon	3 V		
		DAVIES Zach	2		
		NAUGLER Adam	1		
		-	A		
		WILSON Skip	C		
2	USA - United States	WENDLING Wesley	4 S		>A
		BESTLAND Jackson	3 V		
		TUMA Kevin	2		
		ARMSTRONG Jackson	1		
		HEBERT Caden	A		
		SWISSHELM Ann	C		
3	DEN - Denmark	VILANDT Jonathan	4 V		>A
		SCHMIDT Jacob	3 S		
		QVIST Alexander	2		
		JURLANDER BOEGE Kasper	1		
		JENSEN Nikki	A		
		VILANDT Lars	C		
4	NZL - New Zealand	BECKER William	4 V		>A
		FLANAGAN Sam	3 S		
		NEVILL Darcy	2		
		BURKE Hunter	1		
		NEVILL Jed	A		
		EDE Nelson	C		
5	HUN - Hungary	TATAR Lorinc	4 S		
		KARASZ Raul	3		
		SZARVAS Kristof	2 V		
		TUSKE Milan	1		
		-	A		
		KISS Zsolt	C		
5	JPN - Japan	AOKI Ryo	4 S		
		OUCHI Takuto	3		
		HAYASHI Rio	2 V		
		KANAZAWA Naoki	1		
		OUCHI Haruto	A		
		OGASAWARA Ayumi	C		
5	SWE - Sweden	LANDELIUS Axel	4 S		
		PALM Alexander	3		
		MOBERG Olle	2 V		
		ALEXANDER Dante	1		
		NYGREN Vilmer	A		
		GRANBOM Simon	C		



Final Standings

Rank	Team	Players	Position - Function	Group Rank	DSC
5	UKR - Ukraine	NIKOLOV Eduard	4 S		
		SHCHUR Yaroslav	3		
		SUHAK Artem	2		
		KOVAL Vladyslav	1 V		
		SHLYK Artem	A		
		LILL Erkki	C		
9	KOR - Korea	KIM Daehyun	4 S	A3	47.04 cm
		LEE Woojung	3 V		
		PARK Seongmin	2		
		KWON Juni	1		
		SHIN Eunjun	A		
		KIM Chigu	C		
10	AUT - Austria	HOFER Matthaeus	4 S	B4	41.49 cm
		KARG Johann	3 V		
		ZOTT David	2		
		JOECHL Moritz	1		
		-	A		
		SMITH Greig	C		
11	CZE - Czechia	CHABICOVSKY Vit	4 S	A4	68.60 cm
		BODLAK Ondrej	3 V		
		ZDARSKY Krystof	2		
		SKACHA David	1		
		MATEJICEK Jakub	A		
		KUBESKA Karel	C		
12	LAT - Latvia	BUNCIS Roberts Reinis	4 S	C4	72.76 cm
		ZASS Kristaps	3 V		
		SONDORS Toms	2		
		BARANOVSKIS Aleksandrs	1		
		SMIRNOVS Deniss	A		
		VEIDEMANIS Arnis	C		
13	BRA - Brazil	MELO Vitor	4 S	C5	67.57 cm
		RODRIGUES Nuno	3 V		
		CAMELO Arthur	2		
		SUHAN Kyron	1		
		-	A		
		RODRIGUES Marcio	C		
14	TUR - Türkiye	ESER Selahattin	4 S	B5	70.12 cm
		BAYRAMOGLU Mehmet Fatih	3 V		
		NERSE Bilal Emre	2		
		ATMACA Yunus Emre	1		
		ZENIT Muhammed Taha	A		
		CAKIR Bilal Omer	C		



Final Standings

Rank	Team	Players	Position - Function	Group Rank	DSC
15	ESP - Spain	RAUBERT Aleix MINGORANCE Ismael CARASA Javier SAEZ DE OCARIZ Eneko GASTO Oriol VEZ Alberto	4 S 3 V 2 1 A C	A5	76.16 cm
16	HKG - Hong Kong	CHENG Ching Nam CHENG Ching Him CHENG Ching Kiu LAI Chung Hei Jonas CHUNG Kwan Chak SEIDL Boris	4 S 3 2 V 1 A C	C6	31.64 cm
17	KAZ - Kazakhstan	ALLIYAR Aidos IRJANOV Arman TASTEMIR Ibragim SKUPNEVSKIY Georgiy - ALLIYAROVA Sitora	4 S 3 2 V 1 A C	B6	73.13 cm
18	AUS - Australia	BENCE Thomas RYAN Charlie WAYMAN Benjamin COLLINS Flynn RYAN Bailey POWELL Anne	4 V 3 S 2 1 A C	A6	80.41 cm
19	POL - Poland	FRYNIA Antoni MUCHA Kacper MOSIOLEK Bartlomiej WITKOWSKI Jan KOLANO Michal SZELIGA-FRYNIA Marta	4 S 3 V 2 1 A C	B7	40.97 cm
20	ENG - England	HOLCOMBE Benjamin MARTIN Toby BRACKPOOL Owen BLAKELEY Isaac MECHEM Robert PRICE Felix	4 S 3 V 2 1 A C	C7	83.80 cm
21	ROU - Romania	POP Tudor FELECAN Toma Matei GHERGIE Dan MIHALCA Tudor VANCEA Catalin COLCERIU Bogdan	4 3 V 2 S 1 A C	A7	182.80 cm



Final Standings

Rank	Team	Players	Position - Function	Group Rank	DSC
22	SLO - Slovenia	ERJAVEC BIZJAK Ernest	4 S	A8	149.38 cm
		KRAPEZ Zan	3 V		
		MAVRIC Jure	2		
		KELEMINA Bor	1		
		-	A		
		KRAPEZ Sasa	C		

Note:

Position and function for each team member:

4 = Fourth, **3** = Third, **2** = Second, **1** = Lead, **A** = Alternate, **S** = Skip, **V** = Vice-Skip, **C** = Coach

Legend:

>**A** To A-Division



Competition Summary

Session	Date Time	Sheet A	Sheet B	Sheet C	Sheet D	Sheet E	Sheet F
Session 1	14 DEC 8:00	TUR 9-4 KAZ	NZL 5-6 LAT			USA 8-6 HKG ^{EE}	ENG 6-8 BRA
Session 2	14 DEC 12:00	CAN 3-6 UKR	ESP 15-1 SLO	AUS 12-3 ROU	SWE 5-4 CZE		KOR 4-3 HUN
Session 3	14 DEC 16:00	DEN 7-8 NZL	USA 10-4 ENG	KAZ 1-4 AUT	POL 2-10 JPN		BRA 8-7 HKG ^{EE}
Session 4	14 DEC 20:00	SLO 3-10 ROU	SWE 5-4 KOR	CAN 11-2 TUR		ESP 6-2 AUS	HUN 6-3 CZE
Session 5	15 DEC 9:00	LAT 8-5 HKG	AUT 6-7 JPN ^{EE}	POL 4-5 KAZ	ENG 1-11 DEN		NZL 9-7 USA ^{EE}
Session 6	15 DEC 14:00	AUS 1-12 KOR	TUR 2-10 UKR	HUN 6-7 SWE		SLO 1-19 CZE	ESP 14-1 ROU
Session 7	15 DEC 19:00	KAZ 2-7 CAN	DEN 10-3 BRA	AUT 4-6 POL	LAT 5-8 USA	NZL 10-1 ENG	
Session 8	16 DEC 8:00	CZE 7-1 ESP	HUN 9-4 AUS	ROU 0-17 KOR	UKR 9-5 AUT	JPN 6-3 CAN	SLO 1-22 SWE
Session 9	16 DEC 12:00		HKG 2-9 DEN	BRA 4-10 NZL	TUR 6-5 POL	ENG 1-9 LAT	
Session 10	16 DEC 16:00		AUS 1-9 CZE	ESP 3-9 HUN	ROU 0-25 SWE	KOR 10-1 SLO	CAN 7-5 AUT
Session 11	16 DEC 20:00	JPN 8-5 TUR		HKG 9-5 ENG ^{EE}	USA 10-5 BRA	KAZ 2-6 UKR	LAT 2-9 DEN
Session 12	17 DEC 9:00	UKR 3-7 JPN	ROU 1-16 HUN	SLO 2-14 AUS	CZE 5-2 KOR	SWE 10-4 ESP	POL 2-7 CAN
Session 13	17 DEC 14:00	BRA 4-5 LAT		DEN 3-6 USA	HKG 4-5 NZL	AUT 11-5 TUR	
Session 14	17 DEC 19:00	SWE 8-1 AUS	CZE 15-1 ROU	KOR 6-2 ESP	HUN 16-0 SLO	UKR 8-3 POL	JPN 9-2 KAZ
Quarter-finals	18 DEC 10:00	USA 7-2 HUN	DEN 7-6 JPN			SWE 4-6 CAN	NZL 7-5 UKR
Semi-finals	18 DEC 17:00		CAN 7-4 NZL			DEN 2-7 USA	
Finals	19 DEC 10:00			DEN 7-5 NZL	CAN 7-4 USA		

Standings after Round Robin

Group A								Group B							
Rank	Team	Games	Wins	Losses				Rank	Team	Games	Wins	Losses			
1	SWE - Sweden	7	7	0	Q	DSC	47.07cm	1	JPN - Japan	6	6	0	Q	DSC	41.04cm
2	HUN - Hungary	7	5	2	Q	w1	DSC 46.73cm	2	UKR - Ukraine	6	5	1	Q	DSC	74.40cm
3	KOR - Korea	7	5	2	w1	DSC	47.04cm	3	CAN - Canada	6	4	2	Q	DSC	37.83cm
4	CZE - Czechia	7	5	2	w1	DSC	68.60cm	4	AUT - Austria	6	2	4	w1		
5	ESP - Spain	7	3	4				5	TUR - Türkiye	6	2	4	w0		
6	AUS - Australia	7	2	5				6	KAZ - Kazakhstan	6	1	5	w1		
7	ROU - Romania	7	1	6				7	POL - Poland	6	1	5	w0		
8	SLO - Slovenia	7	0	7											

Group C							
Rank	Team	Games	Wins	Losses			
1	NZL - New Zealand	6	5	1	Q	w1	DSC 53.05cm
2	USA - United States	6	5	1	Q	w0	DSC 47.84cm
3	DEN - Denmark	6	4	2	Q	w1	DSC 39.80cm
4	LAT - Latvia	6	4	2	w0		
5	BRA - Brazil	6	2	4			
6	HKG - Hong Kong	6	1	5			
7	ENG - England	6	0	6			

Competition Summary

Merged Group Standings

Rank	Team	Round Robin Results			Rank	Team	Round Robin Results		
		Group	Rank	DSC			Group	Rank	DSC
1	JPN - Japan	B	1	41.04cm	12	LAT - Latvia	C	4	72.76cm
2	SWE - Sweden	A	1	47.07cm	13	BRA - Brazil	C	5	67.57cm
3	NZL - New Zealand	C	1	53.05cm	14	TUR - Türkiye	B	5	70.12cm
4	HUN - Hungary	A	2	46.73cm	15	ESP - Spain	A	5	76.16cm
5	USA - United States	C	2	47.84cm	16	HKG - Hong Kong	C	6	31.64cm
6	UKR - Ukraine	B	2	74.40cm	17	KAZ - Kazakhstan	B	6	73.13cm
7	CAN - Canada	B	3	37.83cm	18	AUS - Australia	A	6	80.41cm
8	DEN - Denmark	C	3	39.80cm	19	POL - Poland	B	7	40.97cm
9	KOR - Korea	A	3	47.04cm	20	ENG - England	C	7	83.80cm
10	AUT - Austria	B	4	41.49cm	21	ROU - Romania	A	7	182.80cm
11	CZE - Czechia	A	4	68.60cm	22	SLO - Slovenia	A	8	149.38cm

Play-offs Bracket

Quarter-finals	Semi-finals	Finals	Final Standings
<p>1 JPN 6 Sheet B</p> <p>8 DEN 7 Sheet E</p> <p>4 HUN 2 Sheet A</p> <p>5 USA 7 Sheet D</p> <p>3 NZL 7 Sheet F</p> <p>6 UKR 5 Sheet B</p> <p>2 SWE 4 Sheet E</p> <p>7 CAN 6 Sheet C</p>	<p>DEN 2</p> <p>USA 7</p> <p>NZL 4</p> <p>CAN 7</p>	<p>USA 4</p> <p>CAN 7</p> <p>DEN 7</p> <p>NZL 5</p>	<p>1 CAN - Canada >A</p> <p>2 USA - United States >A</p> <p>3 DEN - Denmark >A</p> <p>4 NZL - New Zealand >A</p> <p>5 HUN - Hungary</p> <p>5 JPN - Japan</p> <p>5 SWE - Sweden</p> <p>5 UKR - Ukraine</p> <p>9 KOR - Korea</p> <p>10 AUT - Austria</p> <p>11 CZE - Czechia</p> <p>12 LAT - Latvia</p> <p>13 BRA - Brazil</p> <p>14 TUR - Türkiye</p> <p>15 ESP - Spain</p> <p>16 HKG - Hong Kong</p> <p>17 KAZ - Kazakhstan</p> <p>18 AUS - Australia</p> <p>19 POL - Poland</p> <p>20 ENG - England</p> <p>21 ROU - Romania</p> <p>22 SLO - Slovenia</p>
		<p>CAN 1st</p> <p>USA 2nd</p> <p>DEN 3rd</p> <p>NZL 4th</p>	

Legend:

>A To A-Division

Q Qualified for the play-offs

DSC Draw Shot Challenge

wn Number of wins (n) against tied teams

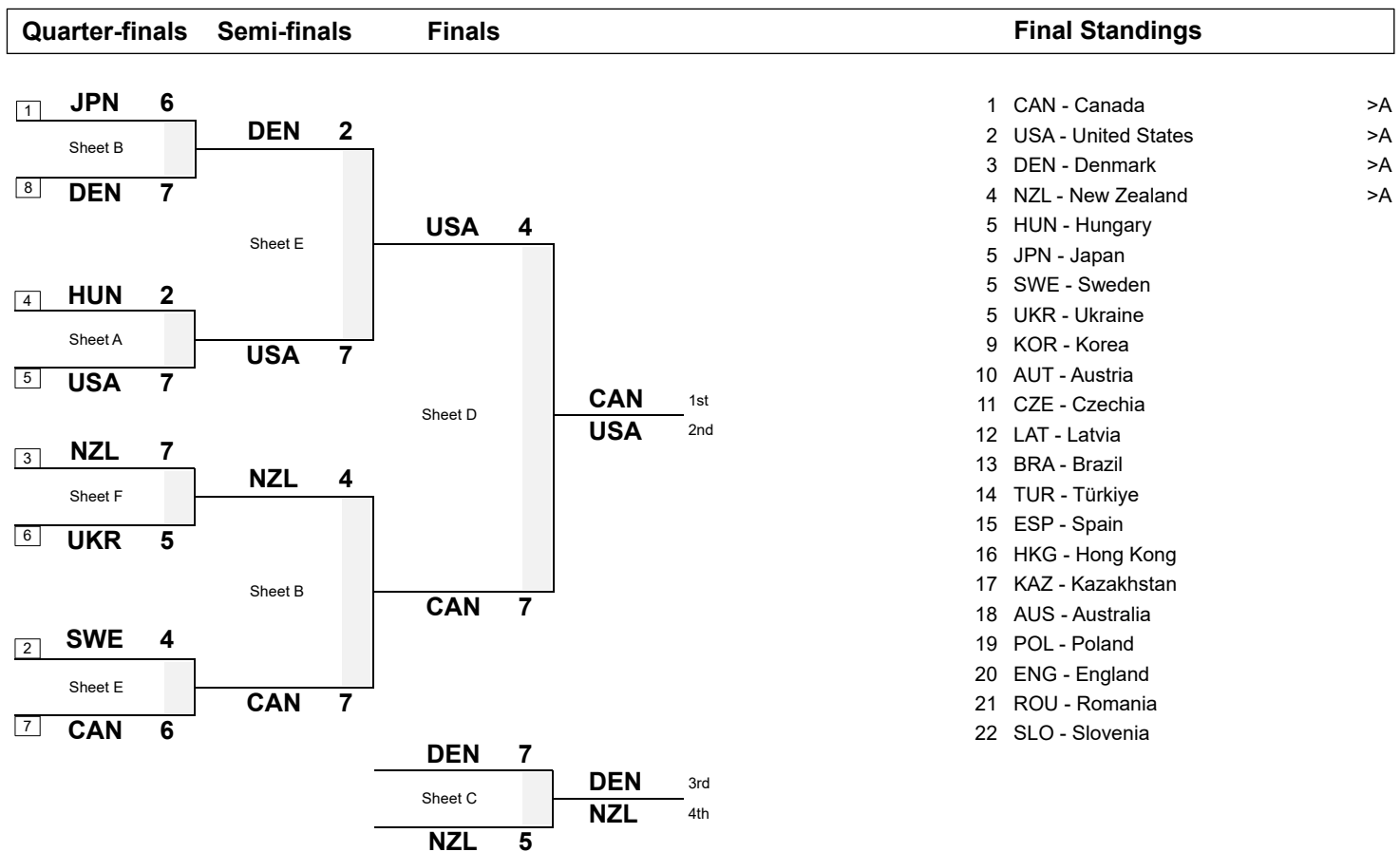
EE Extra End



Session Results and Standings

Sheet	Team	LSD/LSFE	1	2	3	4	5	6	7	8	Extra Ends	Total
C	DEN - Denmark	60.5cm *	0	0	2	1	0	2	2	0		7
	NZL - New Zealand	67.6cm	1	1	0	0	2	0	0	1		5
D	CAN - Canada	9.7cm *	2	0	2	0	1	0	0	2		7
	USA - United States	221.1cm	0	1	0	1	0	1	1	0		4

Play-offs Bracket



Legend:

>A To A-Division

LSD Last Stone Draw

LSFE(*) Last Stone First End



Game Results

Sheet	Team	LSFE	1	2	3	4	5	6	7	8	Extra Ends	Total
C	DEN - Denmark	*	0	0	2	1	0	2	2	0		7
	NZL - New Zealand		1	1	0	0	2	0	0	1		5

DEN - Denmark	
4 V	VILANDT Jonathan
3 S	SCHMIDT Jacob
2	QVIST Alexander
1	JURLANDER BOEGE Kasper
A	JENSEN Nikki

NZL - New Zealand	
4 V	BECKER William
3 S	FLANAGAN Sam
2	NEVILL Darcy
1	BURKE Hunter
A	NEVILL Jed

Last Stone Draw		Distance
↻	VILANDT Jonathan	53.8cm
↻	SCHMIDT Jacob	6.7cm
Total		60.5cm
Time remaining: 0 minutes 21 seconds		
Time-out: End 7		

Last Stone Draw		Distance
↻	NEVILL Darcy	19.7cm
↻	BECKER William	47.9cm
Total		67.6cm
Time remaining: 0 minutes 38 seconds		
Time-out: End 7		

Note:
Position and function for each team member:
4 = Fourth, 3 = Third, 2 = Second, 1 = Lead, A = Alternate, S = Skip, V = Vice-Skip

Legend:
↻ Clockwise ↻ Counter-clockwise **LSFE(*)** Last Stone First End



Game Results

Sheet	Team	LSFE	1	2	3	4	5	6	7	8	Extra Ends	Total
D	CAN - Canada	*	2	0	2	0	1	0	0	2		7
	USA - United States		0	1	0	1	0	1	1	0		4

CAN - Canada	
4 S	TAO Johnson
3 V	NEUERT Jaedon
2	DAVIES Zach
1	NAUGLER Adam
A	-

USA - United States	
4 S	WENDLING Wesley
3 V	BESTLAND Jackson
2	TUMA Kevin
1	ARMSTRONG Jackson
A	HEBERT Caden

Last Stone Draw		Distance
↻	TAO Johnson	3.4cm
↻	NAUGLER Adam	6.3cm
Total		9.7cm
Time remaining: 1 minute 34 seconds		
Time-out: End 6		

Last Stone Draw		Distance
↻	WENDLING Wesley	182.1cm
↻	BESTLAND Jackson	39.0cm
Total		221.1cm
Time remaining: 0 minutes 33 seconds		
Time-out: End 8		

Note:
Position and function for each team member:
4 = Fourth, **3** = Third, **2** = Second, **1** = Lead, **A** = Alternate, **S** = Skip, **V** = Vice-Skip

Legend:
↻ Clockwise ↻ Counter-clockwise **LSFE(*)** Last Stone First End



Scoring Analysis

Team	Games	LSFE	Stolen Ends	Last Stone Eff.	Force Eff.	Points Scored						Total	Plus / Minus
						0	1	2	3	4	>4		
SWE	For	7	16	41%	53%	2	14	9	4	6	3	86	+60
	Against	1	2			2	9	7	1	0	0	26	
CZE	For	5	15	27%	77%	2	16	4	2	4	3	62	+45
	Against	2	1			1	11	3	0	0	0	17	
HUN	For	5	15	39%	85%	2	9	10	3	6	1	67	+38
	Against	3	9			1	15	7	0	0	0	29	
KOR	For	5	14	47%	91%	3	13	7	3	2	2	55	+38
	Against	2	4			4	13	2	0	0	0	17	
DEN	For	6	10	56%	68%	1	11	12	6	3	0	65	+25
	Against	3	5			3	18	6	2	1	0	40	
JPN	For	5	10	58%	53%	2	10	12	2	2	1	53	+25
	Against	2	2			5	10	4	2	1	0	28	
USA	For	6	11	40%	57%	3	17	10	4	2	2	67	+24
	Against	3	6			1	18	8	3	0	0	43	
CAN	For	4	8	58%	71%	4	11	15	4	0	1	58	+23
	Against	5	3			5	20	6	1	0	0	35	
UKR	For	2	9	53%	65%	0	11	10	4	1	0	47	+18
	Against	5	2			5	13	4	0	2	0	29	
NZL	For	5	9	44%	30%	4	17	10	6	2	0	63	+15
	Against	4	6			1	11	17	1	0	0	48	
ESP	For	3	8	24%	50%	0	11	5	3	1	2	45	+9
	Against	4	7			2	12	5	3	0	1	36	
LAT	For	1	6	37%	53%	2	12	7	3	0	0	35	+3
	Against	5	3			0	11	7	1	1	0	32	
AUT	For	2	4	38%	50%	3	9	7	0	3	0	35	0
	Against	4	6			3	12	7	3	0	0	35	
HKG	For	4	7	24%	39%	2	17	6	0	1	0	33	-10
	Against	2	4			2	8	9	4	0	1	43	
AUS	For	3	3	30%	43%	2	8	3	3	3	0	35	-14
	Against	4	9			3	9	6	4	4	0	49	
BRA	For	2	4	27%	54%	0	9	7	3	0	0	32	-16
	Against	4	11			2	10	7	4	3	0	48	
POL	For	5	1	16%	57%	5	12	3	0	1	0	22	-18
	Against	1	10			0	13	7	3	1	0	40	
TUR	For	3	3	48%	31%	1	6	7	3	0	0	29	-20
	Against	3	8			3	6	8	2	4	1	49	
KAZ	For	2	2	6%	23%	6	13	0	1	0	0	16	-23
	Against	4	6			3	6	8	4	0	1	39	
ENG	For	2	3	17%	23%	1	8	5	0	0	0	18	-39
	Against	4	13			1	8	9	6	2	1	57	



Scoring Analysis

Team	Games	LSFE	Stolen Ends	Last Stone Eff.	Force Eff.	Points Scored						Total	Plus / Minus	
						0	1	2	3	4	>4			
ROU	7	For	0	4	7%	9%	1	7	1	1	1	0	16	-86
		Against	7	22			0	7	8	4	7	7	102	
SLO	7	For	1	1	3%	25%	1	7	1	0	0	0	9	-97
		Against	6	24			0	8	6	7	12	3	106	
Total	78			163			47	248	151	55	38	15	948	

Note:

Stolen ends are the ends won without the last stone advantage.
 Last Stone Efficiency: Scoring two or more points with last stone advantage.
 Force Efficiency: Forcing the opponent team to score only one point when they have the last stone advantage.

Legend:

>4 More than four points scored **Eff.** Efficiency **LSFE** Last Stone First End





Summary of Big Ends

Points Scored	By	Against	Session	End	Game Result
6	SWE - Sweden	ROU - Romania	10	2	25 : 0
6	SWE - Sweden	ROU - Romania	10	1	25 : 0
6	SWE - Sweden	SLO - Slovenia	8	2	22 : 1
6	CZE - Czechia	SLO - Slovenia	6	1	19 : 1
6	ESP - Spain	ROU - Romania	6	1	14 : 1
6	KOR - Korea	ROU - Romania	8	1	17 : 0
5	CZE - Czechia	ROU - Romania	14	4	15 : 1
5	CZE - Czechia	ROU - Romania	14	1	15 : 1
5	USA - United States	ENG - England	3	2	10 : 4
5	USA - United States	HKG - Hong Kong	1	3	8 : 6
5	CAN - Canada	TUR - Türkiye	4	3	11 : 2
5	ESP - Spain	SLO - Slovenia	2	6	15 : 1
5	HUN - Hungary	ESP - Spain	10	6	9 : 3
5	JPN - Japan	KAZ - Kazakhstan	14	3	9 : 2
5	KOR - Korea	ROU - Romania	8	6	17 : 0
4	HUN - Hungary	SLO - Slovenia	14	5	16 : 0
4	HUN - Hungary	SLO - Slovenia	14	3	16 : 0
4	HUN - Hungary	ROU - Romania	12	4	16 : 1
4	HUN - Hungary	ROU - Romania	12	2	16 : 1
4	HUN - Hungary	ROU - Romania	12	1	16 : 1
4	HUN - Hungary	AUS - Australia	8	4	9 : 4
4	SWE - Sweden	ROU - Romania	10	6	25 : 0
4	SWE - Sweden	ROU - Romania	10	3	25 : 0
4	SWE - Sweden	SLO - Slovenia	8	6	22 : 1
4	SWE - Sweden	SLO - Slovenia	8	4	22 : 1
4	SWE - Sweden	SLO - Slovenia	8	3	22 : 1
4	SWE - Sweden	SLO - Slovenia	8	1	22 : 1
4	CZE - Czechia	AUS - Australia	10	6	9 : 1
4	CZE - Czechia	AUS - Australia	10	2	9 : 1
4	CZE - Czechia	SLO - Slovenia	6	3	19 : 1
4	CZE - Czechia	SLO - Slovenia	6	2	19 : 1
4	AUS - Australia	SLO - Slovenia	12	2	14 : 2
4	AUS - Australia	ROU - Romania	2	7	12 : 3
4	AUS - Australia	ROU - Romania	2	1	12 : 3
4	AUT - Austria	TUR - Türkiye	13	4	11 : 5
4	AUT - Austria	UKR - Ukraine	8	4	5 : 9
4	AUT - Austria	JPN - Japan	5	7	6 : 7
4	DEN - Denmark	LAT - Latvia	11	5	9 : 2



Summary of Big Ends

Points Scored	By	Against	Session	End	Game Result
4	DEN - Denmark	BRA - Brazil	7	3	10 : 3
4	DEN - Denmark	ENG - England	5	4	11 : 1
4	JPN - Japan	TUR - Türkiye	11	3	8 : 5
4	JPN - Japan	POL - Poland	3	4	10 : 2
4	KOR - Korea	SLO - Slovenia	10	1	10 : 1
4	KOR - Korea	AUS - Australia	6	1	12 : 1
4	NZL - New Zealand	UKR - Ukraine	QF	3	7 : 5
4	NZL - New Zealand	DEN - Denmark	3	8	8 : 7
4	USA - United States	BRA - Brazil	11	3	10 : 5
4	USA - United States	BRA - Brazil	11	2	10 : 5
4	ESP - Spain	SLO - Slovenia	2	2	15 : 1
4	HKG - Hong Kong	ENG - England	11	9	9 : 5
4	POL - Poland	TUR - Türkiye	9	7	5 : 6
4	ROU - Romania	SLO - Slovenia	4	2	10 : 3
4	UKR - Ukraine	TUR - Türkiye	6	3	10 : 2

Note:
Big ends are defined as ends with a score of four or more points.

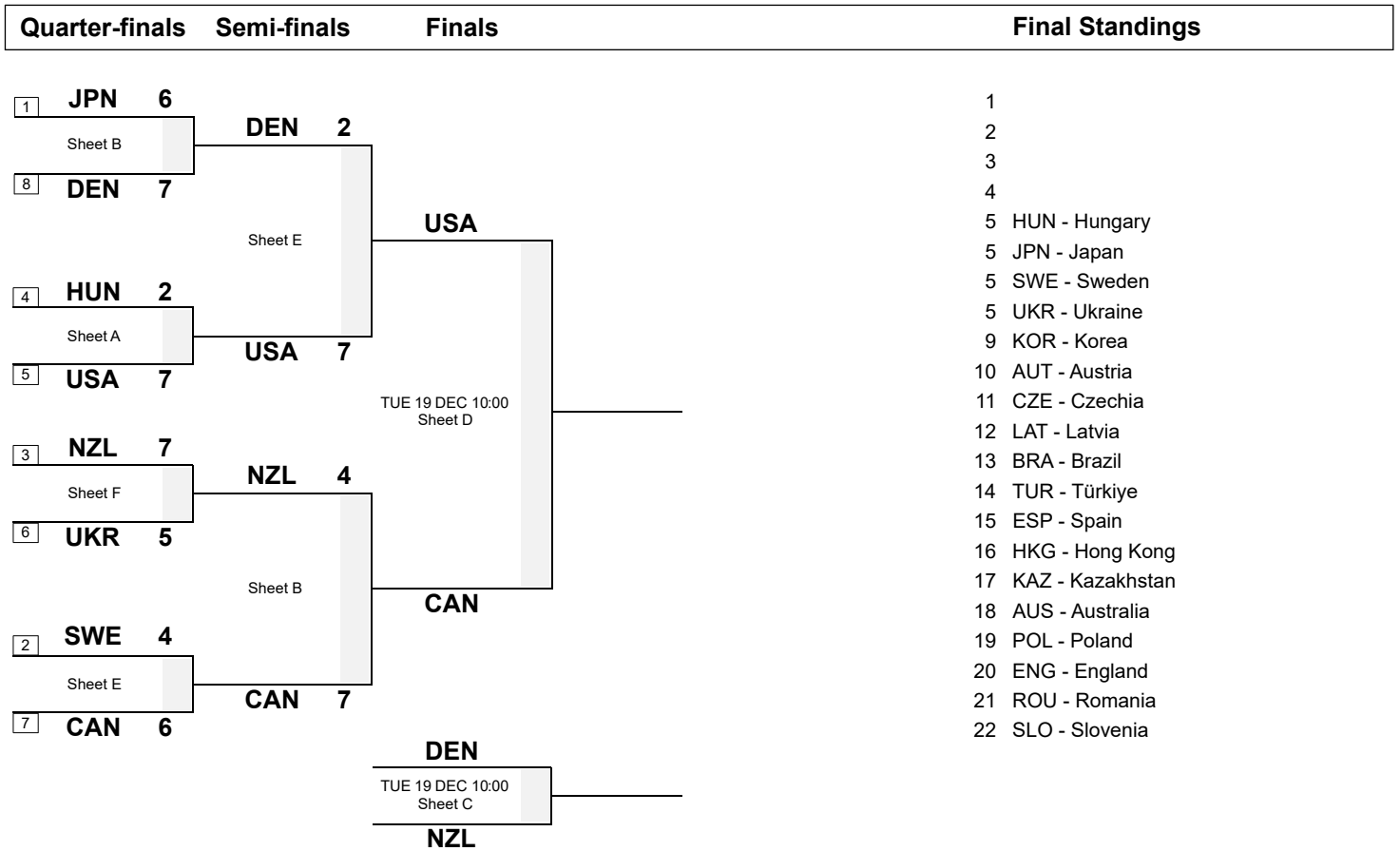
Legend:
QF Quarter-final



Session Results and Standings

Sheet	Team	LSD/LSFE	1	2	3	4	5	6	7	8	Extra Ends	Total
B	CAN - Canada	86.2cm	0	0	2	2	0	3	0	X		7
	NZL - New Zealand	76.8cm *	0	1	0	0	1	0	2	X		4
E	DEN - Denmark	209.9cm	0	1	0	0	0	1	X	X		2
	USA - United States	80.6cm *	3	0	0	3	1	0	X	X		7

Play-offs Bracket



Legend:	LSD Last Stone Draw	LSFE(*) Last Stone First End
>A To A-Division		
X Unplayed/unfinished end due to concession		



WJBCC 2023

Lohja, Finland

MON 18 DEC 2023

Start Time 17:00

World Junior-B Curling Championships 2023

Kisakallio Sports Institute

Men

Semi-final - Sheet B



Game Results

Sheet	Team	LSFE	1	2	3	4	5	6	7	8	Extra Ends	Total
B	CAN - Canada		0	0	2	2	0	3	0	X		7
	NZL - New Zealand	*	0	1	0	0	1	0	2	X		4

CAN - Canada

4 S TAO Johnson
3 V NEUERT Jaedon
2 DAVIES Zach
1 NAUGLER Adam
A -

NZL - New Zealand

4 V BECKER William
3 S FLANAGAN Sam
2 NEVILL Darcy
1 BURKE Hunter
A NEVILL Jed

Last Stone Draw

☯ TAO Johnson 57.2cm
☯ NAUGLER Adam 29.0cm

Total 86.2cm

Time remaining: 4 minutes 52 seconds

Last Stone Draw

☯ BURKE Hunter 30.6cm
☯ FLANAGAN Sam 46.2cm

Total 76.8cm

Time remaining: 4 minutes 39 seconds

Note:

Position and function for each team member:

4 = Fourth, 3 = Third, 2 = Second, 1 = Lead, A = Alternate, S = Skip, V = Vice-Skip

Legend:

☯ Clockwise ☯ Counter-clockwise

LSFE(*) Last Stone First End

X Unplayed/unfinished end due to concession



WJBCC 2023
Lohja, Finland

MON 18 DEC 2023
Start Time 17:00

World Junior-B Curling Championships 2023
Kisakallio Sports Institute
Men

Semi-final - Sheet E



Game Results

Sheet	Team	LSFE	1	2	3	4	5	6	7	8	Extra Ends	Total
E	DEN - Denmark		0	1	0	0	0	1	X	X		2
	USA - United States	*	3	0	0	3	1	0	X	X		7

DEN - Denmark	
4 V	VILANDT Jonathan
3 S	SCHMIDT Jacob
2	QVIST Alexander
1	JURLANDER BOEGE Kasper
A	JENSEN Nikki

USA - United States	
4 S	WENDLING Wesley
3 V	BESTLAND Jackson
2	TUMA Kevin
1	ARMSTRONG Jackson
A	HEBERT Caden

Last Stone Draw	Distance
🕒 VILANDT Jonathan	199.6cm
🕒 SCHMIDT Jacob	10.3cm
Total	209.9cm

Time remaining: 6 minutes 15 seconds

Last Stone Draw	Distance
🕒 WENDLING Wesley	18.4cm
🕒 BESTLAND Jackson	62.2cm
Total	80.6cm

Time remaining: 8 minutes 9 seconds

Note:
Position and function for each team member:
4 = Fourth, **3** = Third, **2** = Second, **1** = Lead, **A** = Alternate, **S** = Skip, **V** = Vice-Skip

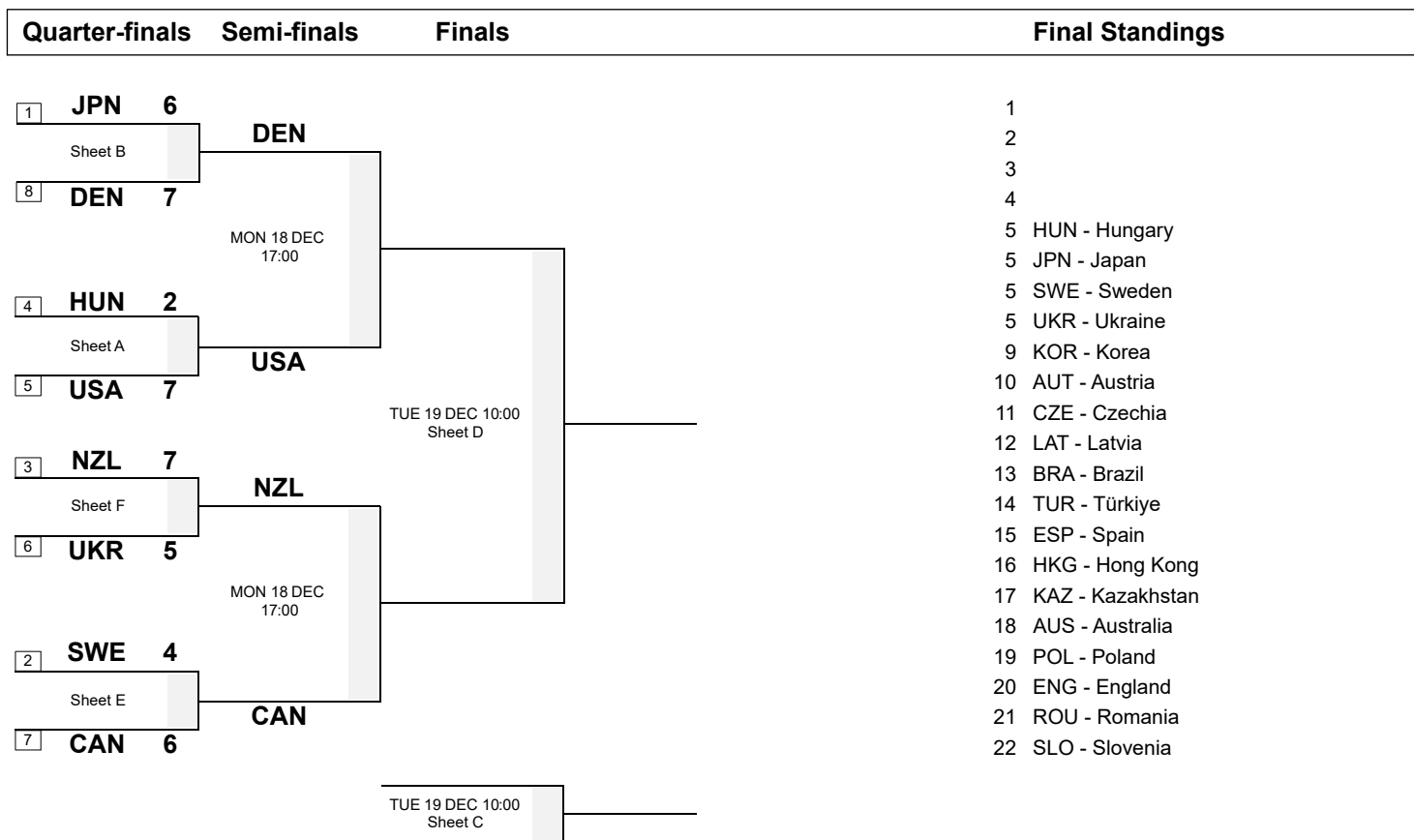
Legend:
 🕒 Clockwise 🕒 Counter-clockwise **LSFE(*)** Last Stone First End
X Unplayed/unfinished end due to concession



Session Results and Standings

Sheet	Team	LSD/LSFE	1	2	3	4	5	6	7	8	Extra Ends	Total
A	USA - United States	149.1cm *	0	1	2	2	1	0	1	X		7
	HUN - Hungary	180.4cm	1	0	0	0	0	1	0	X		2
B	DEN - Denmark	18.6cm *	3	0	1	0	0	3	0	0		7
	JPN - Japan	20.3cm	0	1	0	1	2	0	2	0		6
E	SWE - Sweden	27.4cm *	0	1	0	1	1	0	1	0		4
	CAN - Canada	180.6cm	1	0	2	0	0	1	0	2		6
F	NZL - New Zealand	224.8cm	0	0	4	0	1	1	0	1		7
	UKR - Ukraine	49.4cm *	2	0	0	1	0	0	2	0		5

Play-offs Bracket



Legend:

>A To A-Division

LSD Last Stone Draw

LSFE(*) Last Stone First End

X Unplayed/unfinished end due to concession



WJBCC 2023
Lohja, Finland

MON 18 DEC 2023
Start Time 10:00

World Junior-B Curling Championships 2023
Kisakallio Sports Institute
Men

Quarter-final - Sheet A



Game Results

Sheet	Team	LSFE	1	2	3	4	5	6	7	8	Extra Ends	Total
A	USA - United States	*	0	1	2	2	1	0	1	X		7
	HUN - Hungary		1	0	0	0	0	1	0	X		2

USA - United States	
4 S	WENDLING Wesley
3 V	BESTLAND Jackson
2	TUMA Kevin
1	ARMSTRONG Jackson
A	HEBERT Caden

HUN - Hungary	
4 S	TATAR Lorinc
3	KARASZ Raul
2 V	SZARVAS Kristof
1	TUSKE Milan
A	-

Last Stone Draw	Distance
↻ WENDLING Wesley	98.1cm
↻ BESTLAND Jackson	51.0cm
Total	149.1cm

Time remaining: 5 minutes 3 seconds

Last Stone Draw	Distance
↻ SZARVAS Kristof	57.5cm
↻ TATAR Lorinc	122.9cm
Total	180.4cm

Time remaining: 4 minutes 46 seconds

Time-out: End 6

Note:
Position and function for each team member:
4 = Fourth, 3 = Third, 2 = Second, 1 = Lead, A = Alternate, S = Skip, V = Vice-Skip

Legend:
↻ Clockwise ↻ Counter-clockwise **LSFE(*)** Last Stone First End
X Unplayed/unfinished end due to concession



Game Results

Sheet	Team	LSFE	1	2	3	4	5	6	7	8	Extra Ends	Total
B	DEN - Denmark	*	3	0	1	0	0	3	0	0		7
	JPN - Japan		0	1	0	1	2	0	2	0		6

DEN - Denmark	
4 V	VILANDT Jonathan
3 S	SCHMIDT Jacob
2	QVIST Alexander
1	JURLANDER BOEGE Kasper
A	JENSEN Nikki

JPN - Japan	
4 S	AOKI Ryo
3	OUCHI Takuto
2 V	HAYASHI Rio
1	KANAZAWA Naoki
A	OUCHI Haruto

Last Stone Draw		Distance
↻	VILANDT Jonathan	10.4cm
↻	SCHMIDT Jacob	8.2cm
Total		18.6cm
Time remaining: 1 minute 2 seconds		
Time-out: End 5		

Last Stone Draw		Distance
↻	KANAZAWA Naoki	8.4cm
↻	AOKI Ryo	11.9cm
Total		20.3cm
Time remaining: 0 minutes 40 seconds		
Time-out: End 8		

Note:
Position and function for each team member:
4 = Fourth, **3** = Third, **2** = Second, **1** = Lead, **A** = Alternate, **S** = Skip, **V** = Vice-Skip

Legend:
↻ Clockwise ↻ Counter-clockwise **LSFE(*)** Last Stone First End



Game Results

Sheet	Team	LSFE	1	2	3	4	5	6	7	8	Extra Ends	Total
E	SWE - Sweden	*	0	1	0	1	1	0	1	0		4
	CAN - Canada		1	0	2	0	0	1	0	2		6

SWE - Sweden	
4 S	LANDELIUS Axel
3	PALM Alexander
2 V	MOBERG Olle
1	ALEXANDER Dante
A	NYGREN Vilmer

CAN - Canada	
4 S	TAO Johnson
3 V	NEUERT Jaedon
2	DAVIES Zach
1	NAUGLER Adam
A	-

Last Stone Draw		Distance
↻	MOBERG Olle	24.5cm
↻	LANDELIUS Axel	2.9cm
Total		27.4cm
Time remaining: 0 minutes 56 seconds		
Time-out: End 6		

Last Stone Draw		Distance
↻	TAO Johnson	26.7cm
↻	NAUGLER Adam	153.9cm
Total		180.6cm
Time remaining: 0 minutes 38 seconds		
Time-out: End 6		

Note:
Position and function for each team member:
4 = Fourth, **3** = Third, **2** = Second, **1** = Lead, **A** = Alternate, **S** = Skip, **V** = Vice-Skip

Legend:
↻ Clockwise ↻ Counter-clockwise **LSFE(*)** Last Stone First End



WJBCC 2023
Lohja, Finland

MON 18 DEC 2023
Start Time 10:00

World Junior-B Curling Championships 2023
Kisakallio Sports Institute

Men

Quarter-final - Sheet F



Game Results

Sheet	Team	LSFE	1	2	3	4	5	6	7	8	Extra Ends	Total
F	NZL - New Zealand		0	0	4	0	1	1	0	1		7
	UKR - Ukraine	*	2	0	0	1	0	0	2	0		5

NZL - New Zealand	
4 V	BECKER William
3 S	FLANAGAN Sam
2	NEVILL Darcy
1	BURKE Hunter
A	NEVILL Jed

UKR - Ukraine	
4 S	NIKOLOV Eduard
3	SHCHUR Yaroslav
2	SUHAK Artem
1 V	KOVAL Vladyslav
A	SHLYK Artem

Last Stone Draw	Distance
⌚ NEVILL Darcy	25.2cm
⌚ BECKER William	199.6cm
Total	224.8cm

Time remaining: 3 minutes 0 seconds
Time-out: End 8

Last Stone Draw	Distance
⌚ SUHAK Artem	18.1cm
⌚ NIKOLOV Eduard	31.3cm
Total	49.4cm

Time remaining: 0 minutes 23 seconds
Time-out: End 7

Note:
Position and function for each team member:
4 = Fourth, 3 = Third, 2 = Second, 1 = Lead, A = Alternate, S = Skip, V = Vice-Skip

Legend:
⌚ Clockwise ⌚ Counter-clockwise **LSFE(*)** Last Stone First End

Competition Matrix

Group A

Team	AUS	CZE	ESP	HUN	KOR	ROU	SLO	SWE
AUS		1 - 9	2 - 6	4 - 9	1 - 12	12 - 3	14 - 2	1 - 8
CZE	9 - 1		7 - 1	3 - 6	5 - 2	15 - 1	19 - 1	4 - 5
ESP	6 - 2	1 - 7		3 - 9	2 - 6	14 - 1	15 - 1	4 - 10
HUN	9 - 4	6 - 3	9 - 3		3 - 4	16 - 1	16 - 0	6 - 7
KOR	12 - 1	2 - 5	6 - 2	4 - 3		17 - 0	10 - 1	4 - 5
ROU	3 - 12	1 - 15	1 - 14	1 - 16	0 - 17		10 - 3	0 - 25
SLO	2 - 14	1 - 19	1 - 15	0 - 16	1 - 10	3 - 10		1 - 22
SWE	8 - 1	5 - 4	10 - 4	7 - 6	5 - 4	25 - 0	22 - 1	

Standings after Round Robin

Rank	Team	Games	Wins	Losses		
1	SWE - Sweden	7	7	0	Q	DSC 47.07cm
2	HUN - Hungary	7	5	2	Q	w1 DSC 46.73cm
3	KOR - Korea	7	5	2		w1 DSC 47.04cm
4	CZE - Czechia	7	5	2		w1 DSC 68.60cm
5	ESP - Spain	7	3	4		
6	AUS - Australia	7	2	5		
7	ROU - Romania	7	1	6		
8	SLO - Slovenia	7	0	7		

Competition Matrix

Group B

Team	AUT	CAN	JPN	KAZ	POL	TUR	UKR
AUT		5 - 7	6 - 7	4 - 1	4 - 6	11 - 5	5 - 9
CAN	7 - 5		3 - 6	7 - 2	7 - 2	11 - 2	3 - 6
JPN	7 - 6	6 - 3		9 - 2	10 - 2	8 - 5	7 - 3
KAZ	1 - 4	2 - 7	2 - 9		5 - 4	4 - 9	2 - 6
POL	6 - 4	2 - 7	2 - 10	4 - 5		5 - 6	3 - 8
TUR	5 - 11	2 - 11	5 - 8	9 - 4	6 - 5		2 - 10
UKR	9 - 5	6 - 3	3 - 7	6 - 2	8 - 3	10 - 2	

Standings after Round Robin

Rank	Team	Games	Wins	Losses		
1	JPN - Japan	6	6	0	Q	DSC 41.04cm
2	UKR - Ukraine	6	5	1	Q	DSC 74.40cm
3	CAN - Canada	6	4	2	Q	DSC 37.83cm
4	AUT - Austria	6	2	4		w1
5	TUR - Türkiye	6	2	4		w0
6	KAZ - Kazakhstan	6	1	5		w1
7	POL - Poland	6	1	5		w0

Competition Matrix

Group C

Team	BRA	DEN	ENG	HKG	LAT	NZL	USA
BRA		3 - 10	8 - 6	8 - 7	4 - 5	4 - 10	5 - 10
DEN	10 - 3		11 - 1	9 - 2	9 - 2	7 - 8	3 - 6
ENG	6 - 8	1 - 11		5 - 9	1 - 9	1 - 10	4 - 10
HKG	7 - 8	2 - 9	9 - 5		5 - 8	4 - 5	6 - 8
LAT	5 - 4	2 - 9	9 - 1	8 - 5		6 - 5	5 - 8
NZL	10 - 4	8 - 7	10 - 1	5 - 4	5 - 6		9 - 7
USA	10 - 5	6 - 3	10 - 4	8 - 6	8 - 5	7 - 9	

Standings after Round Robin

Rank	Team	Games	Wins	Losses			
1	NZL - New Zealand	6	5	1	Q	w1	DSC 53.05cm
2	USA - United States	6	5	1	Q	w0	DSC 47.84cm
3	DEN - Denmark	6	4	2	Q	w1	DSC 39.80cm
4	LAT - Latvia	6	4	2		w0	
5	BRA - Brazil	6	2	4			
6	HKG - Hong Kong	6	1	5			
7	ENG - England	6	0	6			

Legend:
DSC Draw Shot Challenge **Q** Qualified for the play-offs **wn** Number of wins (n) against tied teams

Draw Shot Challenge by Group

Group A		Stone Rotation	Last Stone Draw in each Round Robin Game							DSC
Rank	Team		1	2	3	4	5	6	7	
1	HUN - Hungary	☺	144.4	89.5	36.0	84.4	20.3	10.1	21.9	46.73cm
		☹	199.6	109.6	14.0	38.0	62.1	3.3	199.6	
2	KOR - Korea	☺	199.6	120.0	6.3	42.4	42.0	199.6	24.8	47.04cm
		☹	71.2	78.2	18.8	4.2	31.7	55.6	82.2	
3	SWE - Sweden	☺	5.7	20.2	38.5	122.7	63.6	100.8	25.4	47.07cm
		☹	47.0	43.4	139.3	10.5	18.3	123.8	21.7	
4	CZE - Czechia	☺	13.5	145.1	56.3	97.6	86.2	45.2	3.0	68.60cm
		☹	199.6	199.6	15.4	69.8	55.2	101.7	29.2	
5	ESP - Spain	☺	39.1	40.8	45.6	12.7	108.8	199.6	15.4	76.16cm
		☹	57.0	117.0	30.7	199.6	140.2	169.7	175.1	
6	AUS - Australia	☺	29.0	113.2	138.1	10.5	35.6	30.6	110.4	80.41cm
		☹	199.6	151.6	199.6	49.4	151.7	94.4	40.3	
7	SLO - Slovenia	☺	86.4	199.6	170.8	199.6	91.6	199.6	199.6	149.38cm
		☹	89.1	71.8	199.6	199.6	185.7	199.6	199.6	
8	ROU - Romania	☺	199.6	199.6	165.2	199.6	199.6	199.6	199.6	182.80cm
		☹	199.6	199.6	164.5	199.6	199.6	101.1	76.5	

Group B		Stone Rotation	Last Stone Draw in each Round Robin Game						DSC
Rank	Team		1	2	3	4	5	6	
1	CAN - Canada	☺	2.2	37.3	76.7	148.2	25.8	7.8	37.83cm
		☹	28.5	7.8	8.5	136.3	77.4	106.3	
2	POL - Poland	☺	13.5	23.6	79.0	52.3	39.9	150.8	40.97cm
		☹	42.4	60.0	39.2	199.6	39.1	20.7	
3	JPN - Japan	☺	12.1	15.3	36.1	53.2	76.7	7.8	41.04cm
		☹	74.0	24.2	70.6	105.4	41.3	75.8	
4	AUT - Austria	☺	32.9	199.6	19.7	7.6	76.9	9.9	41.49cm
		☹	93.1	77.3	199.6	27.3	38.4	31.8	
5	TUR - Türkiye	☺	55.7	5.9	93.9	111.3	199.6	25.0	70.12cm
		☹	27.2	19.7	121.5	41.4	199.6	199.6	
6	KAZ - Kazakhstan	☺	100.8	40.7	22.4	199.6	57.7	199.6	73.13cm
		☹	151.6	20.5	199.6	51.1	49.5	37.4	
7	UKR - Ukraine	☺	27.5	99.1	31.8	102.0	51.9	5.9	74.40cm
		☹	166.0	55.9	28.8	175.1	187.3	199.6	



Draw Shot Challenge by Group

Group C		Stone Rotation	Last Stone Draw in each Round Robin Game						DSC
Rank	Team		1	2	3	4	5	6	
1	HKG - Hong Kong	↻	15.9	199.6	67.6	7.3	3.7	24.1	31.64cm
		↻	31.8	6.7	95.7	34.1	199.6	29.5	
2	DEN - Denmark	↻	199.6	33.5	78.6	7.8	13.5	35.4	39.80cm
		↻	41.5	72.5	186.0	28.3	69.5	17.4	
3	USA - United States	↻	33.3	199.6	34.1	13.6	94.3	140.3	47.84cm
		↻	68.5	4.7	14.9	79.6	109.9	25.5	
4	NZL - New Zealand	↻	58.0	106.4	36.0	184.8	76.7	55.3	53.05cm
		↻	87.2	40.4	37.8	26.7	99.5	12.9	
5	BRA - Brazil	↻	123.1	31.4	59.0	31.0	199.6	22.2	67.57cm
		↻	199.6	50.8	107.0	154.8	16.2	80.2	
6	LAT - Latvia	↻	199.6	51.3	43.2	199.6	156.2	20.9	72.76cm
		↻	29.5	118.2	104.7	69.9	55.3	78.4	
7	ENG - England	↻	42.2	199.6	9.4	199.6	30.0	199.6	83.80cm
		↻	14.9	199.6	178.7	12.3	66.2	85.1	

Note:

The Draw Shot Challenge (DSC) is the average distance of all the individual Last Stone Draws (LSD), which were delivered by a team during the round robin. Since the groups are of differing sizes, to ensure the DSC is calculated the same way, only the LSDs from the first 'equal number' of games will be used. The two least favourable results will be eliminated before calculating the average distance. The team with the lesser DSC receives the higher ranking. If the DSCs are equal then the team with the best non-equal counting LSD receives the higher ranking. In the case where all counting LSDs are equal, the team ranked higher in the official WCF World Rankings is ranked higher.

Legend:

↻ Clockwise

↻ Counter-clockwise

DSC Draw Shot Challenge

~~nnn.n~~ Eliminated Last Stone Draw



Scoring Analysis

Team	Games	LSFE	Stolen Ends	Last Stone Eff.	Force Eff.	Points Scored						Total	Plus / Minus
						0	1	2	3	4	>4		
SWE	For	6	15	50%	58%	2	10	9	4	6	3	82	+62
	Against	1	1			2	7	5	1	0	0	20	
CZE	For	5	15	27%	77%	2	16	4	2	4	3	62	+45
	Against	2	1			1	11	3	0	0	0	17	
HUN	For	5	14	47%	82%	2	7	10	3	6	1	65	+43
	Against	2	6			1	12	5	0	0	0	22	
KOR	For	5	14	47%	91%	3	13	7	3	2	2	55	+38
	Against	2	4			4	13	2	0	0	0	17	
DEN	For	4	8	69%	80%	0	7	9	4	3	0	49	+27
	Against	2	1			2	12	3	0	1	0	22	
JPN	For	5	9	63%	58%	2	8	10	2	2	1	47	+26
	Against	1	2			4	9	4	0	1	0	21	
UKR	For	1	9	53%	64%	0	10	8	4	1	0	42	+20
	Against	5	1			4	10	4	0	1	0	22	
NZL	For	4	6	52%	38%	2	9	8	6	1	0	47	+18
	Against	2	3			1	9	10	0	0	0	29	
USA	For	4	6	45%	56%	2	9	8	2	2	2	49	+17
	Against	2	5			1	13	5	3	0	0	32	
CAN	For	3	6	53%	60%	4	8	8	3	0	1	38	+15
	Against	3	1			4	10	5	1	0	0	23	
ESP	For	3	8	24%	50%	0	11	5	3	1	2	45	+9
	Against	4	7			2	12	5	3	0	1	36	
LAT	For	1	6	37%	53%	2	12	7	3	0	0	35	+3
	Against	5	3			0	11	7	1	1	0	32	
AUT	For	2	4	38%	50%	3	9	7	0	3	0	35	0
	Against	4	6			3	12	7	3	0	0	35	
HKG	For	4	7	24%	39%	2	17	6	0	1	0	33	-10
	Against	2	4			2	8	9	4	0	1	43	
AUS	For	3	3	30%	43%	2	8	3	3	3	0	35	-14
	Against	4	9			3	9	6	4	4	0	49	
BRA	For	2	4	27%	54%	0	9	7	3	0	0	32	-16
	Against	4	11			2	10	7	4	3	0	48	
POL	For	5	1	16%	57%	5	12	3	0	1	0	22	-18
	Against	1	10			0	13	7	3	1	0	40	
TUR	For	3	3	48%	31%	1	6	7	3	0	0	29	-20
	Against	3	8			3	6	8	2	4	1	49	
KAZ	For	2	2	6%	23%	6	13	0	1	0	0	16	-23
	Against	4	6			3	6	8	4	0	1	39	
ENG	For	2	3	17%	23%	1	8	5	0	0	0	18	-39
	Against	4	13			1	8	9	6	2	1	57	



Scoring Analysis

Team	Games	LSFE	Stolen Ends	Last Stone Eff.	Force Eff.	Points Scored						Total	Plus / Minus	
						0	1	2	3	4	>4			
ROU	7	For	0	4	7%	9%	1	7	1	1	1	0	16	-86
		Against	7	22			0	7	8	4	7	7	102	
SLO	7	For	1	1	3%	25%	1	7	1	0	0	0	9	-97
		Against	6	24			0	8	6	7	12	3	106	
Total	70			148			43	216	133	50	37	15	861	

Note:

Stolen ends are the ends won without the last stone advantage.

Last Stone Efficiency: Scoring two or more points with last stone advantage.

Force Efficiency: Forcing the opponent team to score only one point when they have the last stone advantage.

Legend:

>4 More than four points scored

Eff. Efficiency

LSFE Last Stone First End



Summary of Big Ends

Points Scored	By	Against	Session	End	Game Result
6	SWE - Sweden	ROU - Romania	10	2	25 : 0
6	SWE - Sweden	ROU - Romania	10	1	25 : 0
6	SWE - Sweden	SLO - Slovenia	8	2	22 : 1
6	CZE - Czechia	SLO - Slovenia	6	1	19 : 1
6	ESP - Spain	ROU - Romania	6	1	14 : 1
6	KOR - Korea	ROU - Romania	8	1	17 : 0
5	CZE - Czechia	ROU - Romania	14	4	15 : 1
5	CZE - Czechia	ROU - Romania	14	1	15 : 1
5	USA - United States	ENG - England	3	2	10 : 4
5	USA - United States	HKG - Hong Kong	1	3	8 : 6
5	CAN - Canada	TUR - Türkiye	4	3	11 : 2
5	ESP - Spain	SLO - Slovenia	2	6	15 : 1
5	HUN - Hungary	ESP - Spain	10	6	9 : 3
5	JPN - Japan	KAZ - Kazakhstan	14	3	9 : 2
5	KOR - Korea	ROU - Romania	8	6	17 : 0
4	HUN - Hungary	SLO - Slovenia	14	5	16 : 0
4	HUN - Hungary	SLO - Slovenia	14	3	16 : 0
4	HUN - Hungary	ROU - Romania	12	4	16 : 1
4	HUN - Hungary	ROU - Romania	12	2	16 : 1
4	HUN - Hungary	ROU - Romania	12	1	16 : 1
4	HUN - Hungary	AUS - Australia	8	4	9 : 4
4	SWE - Sweden	ROU - Romania	10	6	25 : 0
4	SWE - Sweden	ROU - Romania	10	3	25 : 0
4	SWE - Sweden	SLO - Slovenia	8	6	22 : 1
4	SWE - Sweden	SLO - Slovenia	8	4	22 : 1
4	SWE - Sweden	SLO - Slovenia	8	3	22 : 1
4	SWE - Sweden	SLO - Slovenia	8	1	22 : 1
4	CZE - Czechia	AUS - Australia	10	6	9 : 1
4	CZE - Czechia	AUS - Australia	10	2	9 : 1
4	CZE - Czechia	SLO - Slovenia	6	3	19 : 1
4	CZE - Czechia	SLO - Slovenia	6	2	19 : 1
4	AUS - Australia	SLO - Slovenia	12	2	14 : 2
4	AUS - Australia	ROU - Romania	2	7	12 : 3
4	AUS - Australia	ROU - Romania	2	1	12 : 3
4	AUT - Austria	TUR - Türkiye	13	4	11 : 5
4	AUT - Austria	UKR - Ukraine	8	4	5 : 9
4	AUT - Austria	JPN - Japan	5	7	6 : 7
4	DEN - Denmark	LAT - Latvia	11	5	9 : 2



Summary of Big Ends

Points Scored	By	Against	Session	End	Game Result
4	DEN - Denmark	BRA - Brazil	7	3	10 : 3
4	DEN - Denmark	ENG - England	5	4	11 : 1
4	JPN - Japan	TUR - Türkiye	11	3	8 : 5
4	JPN - Japan	POL - Poland	3	4	10 : 2
4	KOR - Korea	SLO - Slovenia	10	1	10 : 1
4	KOR - Korea	AUS - Australia	6	1	12 : 1
4	USA - United States	BRA - Brazil	11	3	10 : 5
4	USA - United States	BRA - Brazil	11	2	10 : 5
4	ESP - Spain	SLO - Slovenia	2	2	15 : 1
4	HKG - Hong Kong	ENG - England	11	9	9 : 5
4	NZL - New Zealand	DEN - Denmark	3	8	8 : 7
4	POL - Poland	TUR - Türkiye	9	7	5 : 6
4	ROU - Romania	SLO - Slovenia	4	2	10 : 3
4	UKR - Ukraine	TUR - Türkiye	6	3	10 : 2

Note:
Big ends are defined as ends with a score of four or more points.



Session Results and Standings

Sheet	Team	LSD/LSFE	1	2	3	4	5	6	7	8	Extra Ends	Total
A	SWE - Sweden	47.1cm *	3	2	0	2	1	0	X	X		8
	AUS - Australia	150.7cm	0	0	0	0	0	1	X	X		1
B	CZE - Czechia	32.2cm *	5	1	2	5	2	0	X	X		15
	ROU - Romania	276.1cm	0	0	0	0	0	1	X	X		1
C	KOR - Korea	107.0cm *	0	2	0	2	1	1	0	X		6
	ESP - Spain	190.5cm	0	0	1	0	0	0	1	X		2
D	HUN - Hungary	221.5cm *	1	2	4	2	4	3	X	X		16
	SLO - Slovenia	399.2cm	0	0	0	0	0	0	X	X		0
E	UKR - Ukraine	205.5cm	0	2	0	1	3	0	2	X		8
	POL - Poland	171.5cm *	0	0	1	0	0	2	0	X		3
F	JPN - Japan	83.6cm *	3	0	5	0	1	0	X	X		9
	KAZ - Kazakhstan	237.0cm	0	1	0	0	0	1	X	X		2

Standings after Round Robin

Group A

Rank	Team	Games	Wins	Losses	Q	DSC	LSD
1	SWE - Sweden	7	7	0	Q	DSC	47.07cm
2	HUN - Hungary	7	5	2	Q	w1 DSC	46.73cm
3	KOR - Korea	7	5	2	w1	DSC	47.04cm
4	CZE - Czechia	7	5	2	w1	DSC	68.60cm
5	ESP - Spain	7	3	4			
6	AUS - Australia	7	2	5			
7	ROU - Romania	7	1	6			
8	SLO - Slovenia	7	0	7			

Group B

Rank	Team	Games	Wins	Losses	Q	DSC	LSD
1	JPN - Japan	6	6	0	Q	DSC	41.04cm
2	UKR - Ukraine	6	5	1	Q	DSC	74.40cm
3	CAN - Canada	6	4	2	Q	DSC	37.83cm
4	AUT - Austria	6	2	4	w1		
5	TUR - Türkiye	6	2	4	w0		
6	KAZ - Kazakhstan	6	1	5	w1		
7	POL - Poland	6	1	5	w0		

Group C

Rank	Team	Games	Wins	Losses	Q	DSC	LSD
1	NZL - New Zealand	6	5	1	Q	w1 DSC	53.05cm
2	USA - United States	6	5	1	Q	w0 DSC	47.84cm
3	DEN - Denmark	6	4	2	Q	w1 DSC	39.80cm
4	LAT - Latvia	6	4	2	w0		
5	BRA - Brazil	6	2	4			
6	HKG - Hong Kong	6	1	5			
7	ENG - England	6	0	6			

Legend:	DSC Draw Shot Challenge	LSD Last Stone Draw	LSFE(*) Last Stone First End
Q Qualified for the play-offs	wn Number of wins (n) against tied teams	X Unplayed/unfinished end due to concession	



WJBCC 2023
Lohja, Finland

SUN 17 DEC 2023
Start Time 19:00

World Junior-B Curling Championships 2023
Kisakallio Sports Institute
Men

Round Robin Session 14
Group A - Sheet A



Game Results

Sheet	Team	LSFE	1	2	3	4	5	6	7	8	Extra Ends	Total
A	SWE - Sweden	*	3	2	0	2	1	0	X	X		8
	AUS - Australia		0	0	0	0	0	1	X	X		1

SWE - Sweden	
4 S	LANDELIUS Axel
3 V	PALM Alexander
2	NYGREN Vilmer
1	ALEXANDER Dante
A	MOBERG Oile

AUS - Australia	
4 S	BENCE Thomas
3 V	COLLINS Flynn
2	RYAN Charlie
1	RYAN Bailey
A	WAYMAN Benjamin

Last Stone Draw	Distance
↻ LANDELIUS Axel	25.4cm
↻ PALM Alexander	21.7cm
Total	47.1cm

Last Stone Draw	Distance
↻ COLLINS Flynn	110.4cm
↻ BENCE Thomas	40.3cm
Total	150.7cm

Time remaining: 14 minutes 2 seconds

Time remaining: 10 minutes 36 seconds

Note:
Position and function for each team member:
4 = Fourth, 3 = Third, 2 = Second, 1 = Lead, A = Alternate, S = Skip, V = Vice-Skip

Legend:
↻ Clockwise ↻ Counter-clockwise **LSFE(*)** Last Stone First End
X Unplayed/unfinished end due to concession



Game Results

Sheet	Team	LSFE	1	2	3	4	5	6	7	8	Extra Ends	Total
C	KOR - Korea	*	0	2	0	2	1	1	0	X		6
	ESP - Spain		0	0	1	0	0	0	1	X		2

KOR - Korea	
4 S	KIM Daehyun
3 V	LEE Woojung
2	PARK Seongmin
1	SHIN Eunjun
A	KWON Juni

ESP - Spain	
4 S	RAUBERT Aleix
3 V	MINGORANCE Ismael
2	GASTO Oriol
1	SAEZ DE OCARIZ Eneko
A	CARASA Javier

Last Stone Draw	Distance
↻ PARK Seongmin	24.8cm
↻ KIM Daehyun	82.2cm
Total	107.0cm

Last Stone Draw	Distance
↻ MINGORANCE Ismael	15.4cm
↻ GASTO Oriol	175.1cm
Total	190.5cm

Time remaining: 7 minutes 8 seconds

Time remaining: 8 minutes 39 seconds

Note:
Position and function for each team member:
4 = Fourth, **3** = Third, **2** = Second, **1** = Lead, **A** = Alternate, **S** = Skip, **V** = Vice-Skip

Legend:
↻ Clockwise ↺ Counter-clockwise **LSFE(*)** Last Stone First End
X Unplayed/unfinished end due to concession



WJBCC 2023
Lohja, Finland

SUN 17 DEC 2023
Start Time 19:00

World Junior-B Curling Championships 2023

Kisakallio Sports Institute

Men

Round Robin Session 14
Group A - Sheet D



Game Results

Sheet	Team	LSFE	1	2	3	4	5	6	7	8	Extra Ends	Total
D	HUN - Hungary	*	1	2	4	2	4	3	X	X		16
	SLO - Slovenia		0	0	0	0	0	0	X	X		0

HUN - Hungary	
4	KARASZ Raul
3 S	SZARVAS Kristof
1 V	TUSKE Milan
A	TATAR Lorinc
A	-

SLO - Slovenia	
4 S	ERJAVEC BIZJAK Ernest
3 V	KRAPEZ Zan
2	MAVRIC Jure
1	KELEMINA Bor
A	-

Last Stone Draw		Distance
☺	SZARVAS Kristof	21.9cm
☺	KARASZ Raul	199.6cm
Total		221.5cm

Last Stone Draw		Distance
☺	KRAPEZ Zan	199.6cm
☺	ERJAVEC BIZJAK Ernest	199.6cm
Total		399.2cm

Time remaining: 11 minutes 56 seconds

Time remaining: 11 minutes 41 seconds

HUN playing with only three players - Lead and Third play three stones each.

Note:
Position and function for each team member:
4 = Fourth, 3 = Third, 2 = Second, 1 = Lead, A = Alternate, S = Skip, V = Vice-Skip

Legend:
☺ Clockwise ☹ Counter-clockwise **LSFE(*)** Last Stone First End
X Unplayed/unfinished end due to concession

**WJBCC 2023**

Lohja, Finland

SUN 17 DEC 2023

Start Time 19:00

World Junior-B Curling Championships 2023

Kisakallio Sports Institute

Men**Round Robin Session 14****Group B - Sheet E****Game Results**

Sheet	Team	LSFE	1	2	3	4	5	6	7	8	Extra Ends	Total
E	UKR - Ukraine		0	2	0	1	3	0	2	X		8
	POL - Poland	*	0	0	1	0	0	2	0	X		3

UKR - Ukraine	
4 S	NIKOLOV Eduard
3	SHCHUR Yaroslav
2	SUHAK Artem
1 V	KOVAL Vladyslav
A	SHLYK Artem

POL - Poland	
4 S	FRYNIA Antoni
3	MOSIOLEK Bartlomiej
2	WITKOWSKI Jan
1 V	KOLANO Michal
A	MUCHA Kacper

Last Stone Draw		Distance
↺	SUHAK Artem	5.9cm
↻	KOVAL Vladyslav	199.6cm
Total		205.5cm

Time remaining: 6 minutes 34 seconds

Last Stone Draw		Distance
↺	MOSIOLEK Bartlomiej	150.8cm
↻	FRYNIA Antoni	20.7cm
Total		171.5cm

Time remaining: 4 minutes 28 seconds

Time-out: End 7

Note:
Position and function for each team member:
4 = Fourth, 3 = Third, 2 = Second, 1 = Lead, A = Alternate, S = Skip, V = Vice-Skip

Legend:
↻ Clockwise ↺ Counter-clockwise **LSFE(*)** Last Stone First End
X Unplayed/unfinished end due to concession



Session Results and Standings

Sheet	Team	LSD/LSFE	1	2	3	4	5	6	7	8	Extra Ends	Total
A	BRA - Brazil	102.4cm	0	0	1	0	2	0	0	1		4
	LAT - Latvia	99.3cm *	0	1	0	1	0	1	2	0		5
C	DEN - Denmark	52.8cm *	0	1	0	1	0	1	0	0		3
	USA - United States	165.8cm	2	0	1	0	1	0	0	2		6
D	HKG - Hong Kong	53.6cm *	1	0	2	0	0	1	0	0		4
	NZL - New Zealand	68.2cm	0	1	0	0	3	0	0	1		5
E	AUT - Austria	41.7cm *	2	2	0	4	1	0	2	X		11
	TUR - Türkiye	224.6cm	0	0	2	0	0	3	0	X		5

Current Standings

Group A					Group B				
Rank	Team	Games	Wins	Losses	Rank	Team	Games	Wins	Losses
1	SWE - Sweden	6	6	0	1	JPN - Japan	5	5	0
2	CZE - Czechia	6	4	2	2	UKR - Ukraine	5	4	1
2	HUN - Hungary	6	4	2	3	CAN - Canada	6	4	2
2	KOR - Korea	6	4	2	4	AUT - Austria	6	2	4
5	ESP - Spain	6	3	3	4	TUR - Türkiye	6	2	4
6	AUS - Australia	6	2	4	6	KAZ - Kazakhstan	5	1	4
7	ROU - Romania	6	1	5	6	POL - Poland	5	1	4
8	SLO - Slovenia	6	0	6					

Group C										
Rank	Team	Games	Wins	Losses						
1	NZL - New Zealand	6	5	1	Q	w1	DSC	53.05cm		
2	USA - United States	6	5	1	Q	w0	DSC	47.84cm		
3	DEN - Denmark	6	4	2	Q	w1	DSC	39.80cm		
4	LAT - Latvia	6	4	2		w0				
5	BRA - Brazil	6	2	4						
6	HKG - Hong Kong	6	1	5						
7	ENG - England	6	0	6						

Note:
Under WCF rules, tie-breaking rules for standings are not applied until after the last game of the round robin.

Legend:
DSC Draw Shot Challenge **LSD** Last Stone Draw **LSFE(*)** Last Stone First End
Q Qualified for the play-offs **wn** Number of wins (n) against tied teams **X** Unplayed/unfinished end due to concession





Game Results

Sheet	Team	LSFE	1	2	3	4	5	6	7	8	Extra Ends	Total
A	BRA - Brazil		0	0	1	0	2	0	0	1		4
	LAT - Latvia	*	0	1	0	1	0	1	2	0		5

BRA - Brazil	
4 S	MELO Vitor
3 V	RODRIGUES Nuno
2	CAMELO Arthur
1	SUHAN Kyron
A	-

LAT - Latvia	
4 S	BUNCIS Roberts Reinis
3 V	ZASS Kristaps
2	BARANOVSKIS Aleksandrs
1	SMIRNOVS Deniss
A	SONDORS Toms

Last Stone Draw		Distance
↻	CAMELO Arthur	22.2cm
↻	MELO Vitor	80.2cm
Total		102.4cm
Time remaining: 1 minute 4 seconds		
Time-out: End 8		

Last Stone Draw		Distance
↻	SMIRNOVS Deniss	20.9cm
↻	ZASS Kristaps	78.4cm
Total		99.3cm
Time remaining: 3 minutes 34 seconds		
Time-out: End 8		

Note:
Position and function for each team member:
4 = Fourth, 3 = Third, 2 = Second, 1 = Lead, A = Alternate, S = Skip, V = Vice-Skip

Legend:
↻ Clockwise ↻ Counter-clockwise **LSFE(*)** Last Stone First End



Game Results

Sheet	Team	LSFE	1	2	3	4	5	6	7	8	Extra Ends	Total
C	DEN - Denmark	*	0	1	0	1	0	1	0	0		3
	USA - United States		2	0	1	0	1	0	0	2		6

DEN - Denmark	
4 V	VILANDT Jonathan
3 S	SCHMIDT Jacob
2	QVIST Alexander
1	JURLANDER BOEGE Kasper
A	JENSEN Nikki

USA - United States	
4 S	WENDLING Wesley
3 V	BESTLAND Jackson
2	TUMA Kevin
1	ARMSTRONG Jackson
A	HEBERT Caden

Last Stone Draw		Distance
↻	SCHMIDT Jacob	35.4cm
↻	VILANDT Jonathan	17.4cm
Total		52.8cm
Time remaining: 1 minute 53 seconds		
Time-out: End 8		

Last Stone Draw		Distance
↻	WENDLING Wesley	140.3cm
↻	BESTLAND Jackson	25.5cm
Total		165.8cm
Time remaining: 1 minute 34 seconds		
Time-out: End 8		

Note:
Position and function for each team member:
4 = Fourth, **3** = Third, **2** = Second, **1** = Lead, **A** = Alternate, **S** = Skip, **V** = Vice-Skip

Legend:
↻ Clockwise ↻ Counter-clockwise **LSFE(*)** Last Stone First End



Game Results

Sheet	Team	LSFE	1	2	3	4	5	6	7	8	Extra Ends	Total
D	HKG - Hong Kong	*	1	0	2	0	0	1	0	0		4
	NZL - New Zealand		0	1	0	0	3	0	0	1		5

HKG - Hong Kong	
4 S	CHENG Ching Nam
3	CHENG Ching Him
2 V	CHENG Ching Kiu
1	LAI Chung Hei Jonas
A	CHUNG Kwan Chak

NZL - New Zealand	
4 V	BECKER William
3 S	FLANAGAN Sam
2	NEVILL Darcy
1	BURKE Hunter
A	NEVILL Jed

Last Stone Draw		Distance
↻	CHENG Ching Him	24.1cm
↻	CHENG Ching Kiu	29.5cm
Total		53.6cm

Last Stone Draw		Distance
↻	BURKE Hunter	55.3cm
↻	FLANAGAN Sam	12.9cm
Total		68.2cm

Time remaining: 3 minutes 12 seconds
Time-out: End 8

Time remaining: 7 minutes 53 seconds

Note:
Position and function for each team member:
4 = Fourth, **3** = Third, **2** = Second, **1** = Lead, **A** = Alternate, **S** = Skip, **V** = Vice-Skip

Legend:
↻ Clockwise ↻ Counter-clockwise **LSFE(*)** Last Stone First End



Game Results

Sheet	Team	LSFE	1	2	3	4	5	6	7	8	Extra Ends	Total
E	AUT - Austria	*	2	2	0	4	1	0	2	X		11
	TUR - Türkiye		0	0	2	0	0	3	0	X		5

AUT - Austria	
4 S	HOFER Matthaeus
3 V	KARG Johann
2	ZOTT David
1	JOECHL Moritz
A	-

TUR - Türkiye	
4 S	ESER Selahattin
3 V	BAYRAMOGLU Mehmet Fatih
2	NERSE Bilal Emre
1	ZENIT Muhammed Taha
A	ATMACA Yunus Emre

Last Stone Draw	Distance
⌚ ZOTT David	9.9cm
⌚ KARG Johann	31.8cm
Total	41.7cm

Time remaining: 6 minutes 58 seconds

Last Stone Draw	Distance
⌚ NERSE Bilal Emre	25.0cm
⌚ ESER Selahattin	199.6cm
Total	224.6cm

Time remaining: 2 minutes 47 seconds

BAYRAMOGLU MF left the game after end 2, no replacement
Revised line-up: (4 S) ESER S, (3) NERSE BE, (1 V) ZENIT MT

Note:
Position and function for each team member:
4 = Fourth, **3** = Third, **2** = Second, **1** = Lead, **A** = Alternate, **S** = Skip, **V** = Vice-Skip

Legend:
⌚ Clockwise ⌚ Counter-clockwise **LSFE(*)** Last Stone First End
X Unplayed/unfinished end due to concession



Session Results and Standings

Sheet	Team	LSD/LSFE	1	2	3	4	5	6	7	8	Extra Ends	Total
A	UKR - Ukraine	239.2cm	0	0	1	0	2	0	X	X		3
	JPN - Japan	118.0cm *	2	1	0	2	0	2	X	X		7
B	ROU - Romania	300.7cm	0	0	0	0	1	0	X	X		1
	HUN - Hungary	13.4cm *	4	4	3	4	0	1	X	X		16
C	SLO - Slovenia	399.2cm	0	0	0	1	0	1	0	X		2
	AUS - Australia	125.0cm *	3	4	2	0	3	0	2	X		14
D	CZE - Czechia	146.9cm *	1	1	1	0	1	0	1	X		5
	KOR - Korea	255.2cm	0	0	0	1	0	1	0	X		2
E	SWE - Sweden	224.6cm *	2	0	3	0	2	0	3	X		10
	ESP - Spain	369.3cm	0	2	0	1	0	1	0	X		4
F	POL - Poland	79.0cm *	0	1	0	1	0	0	0	X		2
	CAN - Canada	114.1cm	0	0	3	0	3	1	0	X		7

Current Standings

Group A					Group B				
Rank	Team	Games	Wins	Losses	Rank	Team	Games	Wins	Losses
1	SWE - Sweden	6	6	0 Q	1	JPN - Japan	5	5	0 Q
2	CZE - Czechia	6	4	2	2	UKR - Ukraine	5	4	1 Q
2	HUN - Hungary	6	4	2	3	CAN - Canada	6	4	2
2	KOR - Korea	6	4	2	4	TUR - Türkiye	5	2	3
5	ESP - Spain	6	3	3	5	AUT - Austria	5	1	4
6	AUS - Australia	6	2	4	5	KAZ - Kazakhstan	5	1	4
7	ROU - Romania	6	1	5	5	POL - Poland	5	1	4
8	SLO - Slovenia	6	0	6					

Group C				
Rank	Team	Games	Wins	Losses
1	DEN - Denmark	5	4	1
1	NZL - New Zealand	5	4	1
1	USA - United States	5	4	1
4	LAT - Latvia	5	3	2
5	BRA - Brazil	5	2	3
6	HKG - Hong Kong	5	1	4
7	ENG - England	6	0	6

Note:
Under WCF rules, tie-breaking rules for standings are not applied until after the last game of the round robin.

Legend:
LSD Last Stone Draw **LSFE(*)** Last Stone First End **Q** Qualified for the play-offs
X Unplayed/unfinished end due to concession



WJBCC 2023
Lohja, Finland

SUN 17 DEC 2023
Start Time 9:00

World Junior-B Curling Championships 2023
Kisakallio Sports Institute
Men

Round Robin Session 12
Group B - Sheet A



Game Results

Sheet	Team	LSFE	1	2	3	4	5	6	7	8	Extra Ends	Total
A	UKR - Ukraine		0	0	1	0	2	0	X	X		3
	JPN - Japan	*	2	1	0	2	0	2	X	X		7

UKR - Ukraine	
4 S	NIKOLOV Eduard
3	SHCHUR Yaroslav
2	SUHAK Artem
1 V	KOVAL Vladyslav
A	SHLYK Artem

JPN - Japan	
4 S	AOKI Ryo
3	OUCHI Takuto
2 V	HAYASHI Rio
1	KANAZAWA Naoki
A	OUCHI Haruto

Last Stone Draw		Distance
↻	NIKOLOV Eduard	51.9cm
↻	SHCHUR Yaroslav	187.3cm
Total		239.2cm

Last Stone Draw		Distance
↻	KANAZAWA Naoki	76.7cm
↻	AOKI Ryo	41.3cm
Total		118.0cm

Time remaining: 5 minutes 47 seconds
Time-out: End 6

Time remaining: 6 minutes 0 seconds

Note:
Position and function for each team member: 4 = Fourth, 3 = Third, 2 = Second, 1 = Lead, A = Alternate, S = Skip, V = Vice-Skip
Legend:
↻ Clockwise ↻ Counter-clockwise LSFE(*) Last Stone First End
X Unplayed/unfinished end due to concession



Game Results

Sheet	Team	LSFE	1	2	3	4	5	6	7	8	Extra Ends	Total
B	ROU - Romania		0	0	0	0	1	0	X	X		1
	HUN - Hungary	*	4	4	3	4	0	1	X	X		16

ROU - Romania	
4	POP Tudor
3 V	FELECAN Toma Matei
2 S	GHERGIE Dan
1	MIHALCA Tudor
A	VANCEA Catalin

HUN - Hungary	
4	KARASZ Raul
3 S	SZARVAS Kristof
1 V	TUSKE Milan
A	TATAR Lorinc
A	-

Last Stone Draw		Distance
↻	MIHALCA Tudor	199.6cm
↻	POP Tudor	101.1cm
Total		300.7cm

Time remaining: 8 minutes 43 seconds

Last Stone Draw		Distance
↻	SZARVAS Kristof	10.1cm
↻	KARASZ Raul	3.3cm
Total		13.4cm

Time remaining: 11 minutes 10 seconds

Note:
Position and function for each team member:
4 = Fourth, 3 = Third, 2 = Second, 1 = Lead, A = Alternate, S = Skip, V = Vice-Skip

Legend:
↻ Clockwise ↻ Counter-clockwise **LSFE(*)** Last Stone First End
X Unplayed/unfinished end due to concession

**WJBCC 2023**

Lohja, Finland

SUN 17 DEC 2023

Start Time 9:00

World Junior-B Curling Championships 2023

Kisakallio Sports Institute

Men**Round Robin Session 12****Group A - Sheet C**

Game Results

Sheet	Team	LSFE	1	2	3	4	5	6	7	8	Extra Ends	Total
C	SLO - Slovenia		0	0	0	1	0	1	0	X		2
	AUS - Australia	*	3	4	2	0	3	0	2	X		14

SLO - Slovenia

4 S ERJAVEC BIZJAK Ernest
3 V KRAPEZ Zan
2 MAVRIC Jure
1 KELEMINA Bor
A -

AUS - Australia

4 V BENCE Thomas
3 S RYAN Charlie
2 WAYMAN Benjamin
1 RYAN Bailey
A COLLINS Flynn

Last Stone Draw

⌚ KELEMINA Bor
⌚ MAVRIC Jure

Distance

199.6cm
199.6cm

Total**399.2cm**

Time remaining: 10 minutes 53 seconds

Time-out: End 6

Last Stone Draw

⌚ WAYMAN Benjamin
⌚ RYAN Charlie

Distance

30.6cm
94.4cm

Total**125.0cm**

Time remaining: 8 minutes 2 seconds

Time-out: End 6

Note:

Position and function for each team member:

4 = Fourth, **3** = Third, **2** = Second, **1** = Lead, **A** = Alternate, **S** = Skip, **V** = Vice-Skip**Legend:**

⌚ Clockwise ⌚ Counter-clockwise

X Unplayed/unfinished end due to concession**LSFE(*)** Last Stone First End



WJBCC 2023
Lohja, Finland

SUN 17 DEC 2023
Start Time 9:00

World Junior-B Curling Championships 2023
Kisakallio Sports Institute
Men

Round Robin Session 12
Group A - Sheet D



Game Results

Sheet	Team	LSFE	1	2	3	4	5	6	7	8	Extra Ends	Total
D	CZE - Czechia	*	1	1	1	0	1	0	1	X		5
	KOR - Korea		0	0	0	1	0	1	0	X		2

CZE - Czechia	
4 S	CHABICOVSKY Vit
3 V	BODLAK Ondrej
2	ZDARSKY Krystof
1	SKACHA David
A	MATEJICEK Jakub

KOR - Korea	
4 S	KIM Daehyun
3 V	LEE Woojung
2	PARK Seongmin
1	KWON Juni
A	SHIN Eunjun

Last Stone Draw		Distance
↻	CHABICOVSKY Vit	45.2cm
↻	ZDARSKY Krystof	101.7cm
Total		146.9cm

Last Stone Draw		Distance
↻	LEE Woojung	199.6cm
↻	KWON Juni	55.6cm
Total		255.2cm

Time remaining: 2 minutes 59 seconds

Time remaining: 3 minutes 33 seconds

Time-out: End 8

Note:
Position and function for each team member:
4 = Fourth, 3 = Third, 2 = Second, 1 = Lead, A = Alternate, S = Skip, V = Vice-Skip

Legend:
↻ Clockwise ↻ Counter-clockwise LSFE(*) Last Stone First End
X Unplayed/unfinished end due to concession



Game Results

Sheet	Team	LSFE	1	2	3	4	5	6	7	8	Extra Ends	Total
E	SWE - Sweden	*	2	0	3	0	2	0	3	X		10
	ESP - Spain		0	2	0	1	0	1	0	X		4

SWE - Sweden	
4 S	LANDELIUS Axel
3	PALM Alexander
2 V	MOBERG Olle
1	ALEXANDER Dante
A	NYGREN Vilmer

ESP - Spain	
4 S	RAUBERT Aleix
3 V	MINGORANCE Ismael
2	CARASA Javier
1	SAEZ DE OCARIZ Eneko
A	GASTO Oriol

Last Stone Draw		Distance
🕒	MOBERG Olle	100.8cm
🕒	LANDELIUS Axel	123.8cm
Total		224.6cm
Time remaining: 3 minutes 59 seconds		

Last Stone Draw		Distance
🕒	SAEZ DE OCARIZ Eneko	199.6cm
🕒	CARASA Javier	169.7cm
Total		369.3cm
Time remaining: 7 minutes 44 seconds		

Note:
Position and function for each team member:
4 = Fourth, 3 = Third, 2 = Second, 1 = Lead, A = Alternate, S = Skip, V = Vice-Skip

Legend:
🕒 Clockwise 🕒 Counter-clockwise **LSFE(*)** Last Stone First End
X Unplayed/unfinished end due to concession



WJBCC 2023
Lohja, Finland

SUN 17 DEC 2023
Start Time 9:00

World Junior-B Curling Championships 2023
Kisakallio Sports Institute

Men

Round Robin Session 12
Group B - Sheet F



Game Results

Sheet	Team	LSFE	1	2	3	4	5	6	7	8	Extra Ends	Total
F	POL - Poland	*	0	1	0	1	0	0	0	X		2
	CAN - Canada		0	0	3	0	3	1	0	X		7

POL - Poland	
4 S	FRYNIA Antoni
3 V	MUCHA Kacper
2	MOSIOLEK Bartlomiej
1	WITKOWSKI Jan
A	KOLANO Michal

CAN - Canada	
4 S	TAO Johnson
3 V	NEUERT Jaedon
2	DAVIES Zach
1	NAUGLER Adam
A	-

Last Stone Draw		Distance
↻	MUCHA Kacper	39.9cm
↺	FRYNIA Antoni	39.1cm
Total		79.0cm
Time remaining: 8 minutes 11 seconds		

Last Stone Draw		Distance
↻	TAO Johnson	7.8cm
↺	NEUERT Jaedon	106.3cm
Total		114.1cm
Time remaining: 7 minutes 11 seconds		

Note:
Position and function for each team member:
4 = Fourth, 3 = Third, 2 = Second, 1 = Lead, A = Alternate, S = Skip, V = Vice-Skip

Legend:
↻ Clockwise ↺ Counter-clockwise **LSFE(*)** Last Stone First End
X Unplayed/unfinished end due to concession



Game Results

Sheet	Team	LSFE	1	2	3	4	5	6	7	8	Extra Ends	Total
A	JPN - Japan	*	0	2	4	0	2	0	0	X		8
	TUR - Türkiye		0	0	0	2	0	2	1	X		5

JPN - Japan	
4 S	AOKI Ryo
3	OUCHI Takuto
2 V	HAYASHI Rio
1	KANAZAWA Naoki
A	OUCHI Haruto

TUR - Türkiye	
4 S	ESER Selahattin
3 V	BAYRAMOGLU Mehmet Fatih
2	NERSE Bilal Emre
1	ATMACA Yunus Emre
A	ZENIT Muhammed Taha

Last Stone Draw		Distance
↻	HAYASHI Rio	53.2cm
↻	OUCHI Takuto	105.4cm
Total		158.6cm

Time remaining: 5 minutes 58 seconds

Last Stone Draw		Distance
↻	ESER Selahattin	199.6cm
↻	BAYRAMOGLU Mehmet Fatih	199.6cm
Total		399.2cm

Time remaining: 1 minute 24 seconds

ZENIT MT replaced BAYRAMOGLU MF at the beginning of end 6
Revised line-up: (4 S) ESER S, (3 V) ZENIT MT, (2) NERSE BE, (1) ATMACA YE

Note:
Position and function for each team member:
4 = Fourth, 3 = Third, 2 = Second, 1 = Lead, A = Alternate, S = Skip, V = Vice-Skip

Legend:
↻ Clockwise ↻ Counter-clockwise **LSFE(*)** Last Stone First End
X Unplayed/unfinished end due to concession



Game Results

Sheet	Team	LSFE	1	2	3	4	5	6	7	8	Extra Ends	Total
C	HKG - Hong Kong	*	1	0	2	1	0	0	1	0	4	9
	ENG - England		0	2	0	0	1	0	0	2	0	5

HKG - Hong Kong	
4 S	CHENG Ching Nam
3	CHENG Ching Him
2 V	CHENG Ching Kiu
1	CHUNG Kwan Chak
A	LAI Chung Hei Jonas

ENG - England	
4 S	HOLCOMBE Benjamin
3 V	MARTIN Toby
2	BRACKPOOL Owen
1	BLAKELEY Isaac
A	MECHEM Robert

Last Stone Draw		Distance
↻	CHENG Ching Nam	3.7cm
↻	CHUNG Kwan Chak	199.6cm
Total		203.3cm

Last Stone Draw		Distance
↻	MARTIN Toby	199.6cm
↻	BLAKELEY Isaac	85.1cm
Total		284.7cm

Time remaining: 3 minutes 8 seconds
2 minutes 13 seconds (after extra end)

Time remaining: 2 minutes 23 seconds
0 minutes 24 seconds (after extra end)

Time-out: End 4; End 7; End 9

Time-out: End 9

Note:
Position and function for each team member:
4 = Fourth, **3** = Third, **2** = Second, **1** = Lead, **A** = Alternate, **S** = Skip, **V** = Vice-Skip

Legend:
↻ Clockwise ↻ Counter-clockwise **LSFE(*)** Last Stone First End



Game Results

Sheet	Team	LSFE	1	2	3	4	5	6	7	8	Extra Ends	Total
D	USA - United States	*	1	4	4	0	1	0	0	X		10
	BRA - Brazil		0	0	0	3	0	2	0	X		5

USA - United States	
4 S	WENDLING Wesley
3 V	BESTLAND Jackson
2	TUMA Kevin
1	ARMSTRONG Jackson
A	HEBERT Caden

BRA - Brazil	
4 S	MELO Vitor
3 V	RODRIGUES Nuno
2	CAMELO Arthur
1	SUHAN Kyron
A	-

Last Stone Draw	Distance
↻ WENDLING Wesley	94.3cm
↻ BESTLAND Jackson	109.9cm
Total	204.2cm

Last Stone Draw	Distance
↻ RODRIGUES Nuno	199.6cm
↻ MELO Vitor	16.2cm
Total	215.8cm

Time remaining: 4 minutes 31 seconds

Time remaining: 5 minutes 46 seconds

HEBERT C replaced TUMA K at the beginning of end 5

Note:
Position and function for each team member:
4 = Fourth, 3 = Third, 2 = Second, 1 = Lead, A = Alternate, S = Skip, V = Vice-Skip

Legend:
↻ Clockwise ↻ Counter-clockwise **LSFE(*)** Last Stone First End
X Unplayed/unfinished end due to concession





Game Results

Sheet	Team	LSFE	1	2	3	4	5	6	7	8	Extra Ends	Total
E	KAZ - Kazakhstan	*	0	0	0	1	0	1	0	X		2
	UKR - Ukraine		1	2	0	0	1	0	2	X		6

KAZ - Kazakhstan

4 S	ALLIYAR Aidos
3	IRJANOV Arman
2 V	TASTEMIR Ibragim
1	SKUPNEVSKIY Georgiy
A	-

UKR - Ukraine

4 S	NIKOLOV Eduard
3	SHCHUR Yaroslav
2	SUHAK Artem
1 V	KOVAL Vladyslav
A	SHLYK Artem

Last Stone Draw Distance

🕒	TASTEMIR Ibragim	57.7cm
🕒	ALLIYAR Aidos	49.5cm
Total		107.2cm

Last Stone Draw Distance

🕒	KOVAL Vladyslav	102.0cm
🕒	SUHAK Artem	175.1cm
Total		277.1cm

Time remaining: 3 minutes 17 seconds

Time remaining: 3 minutes 51 seconds

Time-out: End 4

Note:
Position and function for each team member:
4 = Fourth, **3** = Third, **2** = Second, **1** = Lead, **A** = Alternate, **S** = Skip, **V** = Vice-Skip

Legend:
🕒 Clockwise 🕒 Counter-clockwise **LSFE(*)** Last Stone First End
X Unplayed/unfinished end due to concession



Game Results

Sheet	Team	LSFE	1	2	3	4	5	6	7	8	Extra Ends	Total
F	LAT - Latvia		0	0	0	1	0	1	X	X		2
	DEN - Denmark	*	2	2	1	0	4	0	X	X		9

LAT - Latvia

4 S	BUNCIS Roberts Reinis
3 V	ZASS Kristaps
2	SONDORS Toms
1	BARANOVSKIS Aleksandrs
A	SMIRNOVS Deniss

DEN - Denmark

4 V	VILANDT Jonathan
3 S	SCHMIDT Jacob
2	QVIST Alexander
1	JURLANDER BOEGE Kasper
A	JENSEN Nikki

Last Stone Draw

	Distance
↻ BARANOVSKIS Aleksandrs	156.2cm
↻ BUNCIS Roberts Reinis	55.3cm
Total	211.5cm

Last Stone Draw

	Distance
↻ VILANDT Jonathan	13.5cm
↻ QVIST Alexander	69.5cm
Total	83.0cm

Time remaining: 9 minutes 33 seconds

Time remaining: 8 minutes 15 seconds

Note:
 Position and function for each team member:
4 = Fourth, **3** = Third, **2** = Second, **1** = Lead, **A** = Alternate, **S** = Skip, **V** = Vice-Skip

Legend:
 ↻ Clockwise ↻ Counter-clockwise **LSFE(*)** Last Stone First End
 X Unplayed/unfinished end due to concession



Session Results and Standings

Sheet	Team	LSD/LSFE	1	2	3	4	5	6	7	8	Extra Ends	Total
B	AUS - Australia	187.3cm	0	0	1	0	0	0	X	X		1
	CZE - Czechia	141.4cm *	0	4	0	0	1	4	X	X		9
C	ESP - Spain	249.0cm	0	0	0	1	2	0	X	X		3
	HUN - Hungary	82.4cm *	1	1	2	0	0	5	X	X		9
D	ROU - Romania	399.2cm	0	0	0	0	0	0	X	X		0
	SWE - Sweden	81.9cm *	6	6	4	2	3	4	X	X		25
E	KOR - Korea	73.7cm *	4	3	1	0	1	0	1	X		10
	SLO - Slovenia	277.3cm	0	0	0	1	0	0	0	X		1
F	CAN - Canada	103.2cm *	2	0	2	0	1	0	2	0		7
	AUT - Austria	115.3cm	0	1	0	2	0	1	0	1		5

Current Standings

Group A					Group B				
Rank	Team	Games	Wins	Losses	Rank	Team	Games	Wins	Losses
1	SWE - Sweden	5	5	0	1	JPN - Japan	3	3	0
2	KOR - Korea	5	4	1	1	UKR - Ukraine	3	3	0
3	CZE - Czechia	5	3	2	3	CAN - Canada	5	3	2
3	ESP - Spain	5	3	2	4	TUR - Türkiye	4	2	2
3	HUN - Hungary	5	3	2	5	KAZ - Kazakhstan	4	1	3
6	AUS - Australia	5	1	4	5	POL - Poland	4	1	3
6	ROU - Romania	5	1	4	7	AUT - Austria	5	1	4
8	SLO - Slovenia	5	0	5					

Group C				
Rank	Team	Games	Wins	Losses
1	NZL - New Zealand	5	4	1
2	DEN - Denmark	4	3	1
2	LAT - Latvia	4	3	1
2	USA - United States	4	3	1
5	BRA - Brazil	4	2	2
6	HKG - Hong Kong	4	0	4
7	ENG - England	5	0	5

Note:
Under WCF rules, tie-breaking rules for standings are not applied until after the last game of the round robin.

Legend:
LSD Last Stone Draw **LSFE(*)** Last Stone First End **X** Unplayed/unfinished end due to concession

Game Results

Sheet	Team	LSFE	1	2	3	4	5	6	7	8	Extra Ends	Total
B	AUS - Australia		0	0	1	0	0	0	X	X		1
	CZE - Czechia	*	0	4	0	0	1	4	X	X		9

AUS - Australia	
4 V	BENCE Thomas
3 S	RYAN Charlie
2	COLLINS Flynn
1	WAYMAN Benjamin
A	RYAN Bailey

CZE - Czechia	
4 S	CHABICOVSKY Vit
3 V	BODLAK Ondrej
2	ZDARSKY Krystof
1	SKACHA David
A	MATEJICEK Jakub

Last Stone Draw		Distance
⌚	BENCE Thomas	35.6cm
⌚	COLLINS Flynn	151.7cm
Total		187.3cm

Time remaining: 11 minutes 21 seconds

Last Stone Draw		Distance
⌚	BODLAK Ondrej	86.2cm
⌚	CHABICOVSKY Vit	55.2cm
Total		141.4cm

Time remaining: 10 minutes 2 seconds

Note:
Position and function for each team member:
4 = Fourth, **3** = Third, **2** = Second, **1** = Lead, **A** = Alternate, **S** = Skip, **V** = Vice-Skip

Legend:
⌚ Clockwise ⌚ Counter-clockwise **LSFE(*)** Last Stone First End
X Unplayed/unfinished end due to concession



WJBCC 2023
Lohja, Finland

SAT 16 DEC 2023
Start Time 16:00

World Junior-B Curling Championships 2023
Kisakallio Sports Institute

Men

Round Robin Session 10
Group A - Sheet D



Game Results

Sheet	Team	LSFE	1	2	3	4	5	6	7	8	Extra Ends	Total
D	ROU - Romania		0	0	0	0	0	0	X	X		0
	SWE - Sweden	*	6	6	4	2	3	4	X	X		25

ROU - Romania	
4	POP Tudor
3 V	FELECAN Toma Matei
2 S	GHERGIE Dan
1	VANCEA Catalin
A	MIHALCA Tudor

SWE - Sweden	
4 S	LANDELIUS Axel
3 V	MOBERG Olle
2	NYGREN Vilmer
1	ALEXANDER Dante
A	PALM Alexander

Last Stone Draw		Distance
↻	FELECAN Toma Matei	199.6cm
↻	GHERGIE Dan	199.6cm
Total		399.2cm

Last Stone Draw		Distance
↻	MOBERG Olle	63.6cm
↻	LANDELIUS Axel	18.3cm
Total		81.9cm

Time remaining: 5 minutes 5 seconds

Time remaining: 11 minutes 38 seconds

Time-out: End 2

Note:
Position and function for each team member:
4 = Fourth, **3** = Third, **2** = Second, **1** = Lead, **A** = Alternate, **S** = Skip, **V** = Vice-Skip

Legend:
↻ Clockwise ↻ Counter-clockwise **LSFE(*)** Last Stone First End
X Unplayed/unfinished end due to concession



Game Results

Sheet	Team	LSFE	1	2	3	4	5	6	7	8	Extra Ends	Total
E	KOR - Korea	*	4	3	1	0	1	0	1	X		10
	SLO - Slovenia		0	0	0	1	0	0	0	X		1

KOR - Korea	
4 S	KIM Daehyun
3 V	LEE Woojung
2	SHIN Eunjun
1	KWON Juni
A	PARK Seongmin

SLO - Slovenia	
4 S	ERJAVEC BIZJAK Ernest
3 V	KRAPEZ Zan
2	MAVRIC Jure
1	KELEMINA Bor
A	-

Last Stone Draw	Distance
⌚ KIM Daehyun	42.0cm
⌚ SHIN Eunjun	31.7cm
Total	73.7cm

Time remaining: 7 minutes 19 seconds

Last Stone Draw	Distance
⌚ ERJAVEC BIZJAK Ernest	91.6cm
⌚ KRAPEZ Zan	185.7cm
Total	277.3cm

Time remaining: 6 minutes 46 seconds

Time-out: End 7

Note:
Position and function for each team member:
4 = Fourth, **3** = Third, **2** = Second, **1** = Lead, **A** = Alternate, **S** = Skip, **V** = Vice-Skip

Legend:
⌚ Clockwise ⌚ Counter-clockwise **LSFE(*)** Last Stone First End
X Unplayed/unfinished end due to concession





Game Results

Sheet	Team	LSFE	1	2	3	4	5	6	7	8	Extra Ends	Total
F	CAN - Canada	*	2	0	2	0	1	0	2	0		7
	AUT - Austria		0	1	0	2	0	1	0	1		5

CAN - Canada	
4 S	TAO Johnson
3 V	NEUERT Jaedon
2	DAVIES Zach
1	NAUGLER Adam
A	-

AUT - Austria	
4 S	HOFER Matthaeus
3 V	KARG Johann
2	ZOTT David
1	JOECHL Moritz
A	-

Last Stone Draw		Distance
↻	NAUGLER Adam	25.8cm
↻	TAO Johnson	77.4cm
Total		103.2cm

Last Stone Draw		Distance
↻	JOECHL Moritz	76.9cm
↻	HOFER Matthaeus	38.4cm
Total		115.3cm

Time remaining: 1 minute 15 seconds

Time remaining: 3 minutes 45 seconds

Note:
Position and function for each team member:
4 = Fourth, **3** = Third, **2** = Second, **1** = Lead, **A** = Alternate, **S** = Skip, **V** = Vice-Skip

Legend:
↻ Clockwise ↻ Counter-clockwise **LSFE(*)** Last Stone First End



Session Results and Standings

Sheet	Team	LSD/LSFE	1	2	3	4	5	6	7	8	Extra Ends	Total
B	HKG - Hong Kong	41.4cm	0	1	0	0	1	0	0	X		2
	DEN - Denmark	36.1cm *	1	0	3	2	0	2	1	X		9
C	BRA - Brazil	185.8cm	0	0	1	0	2	0	1	X		4
	NZL - New Zealand	176.2cm *	3	2	0	3	0	2	0	X		10
D	TUR - Türkiye	152.7cm *	1	0	1	0	2	0	0	2		6
	POL - Poland	251.9cm	0	0	0	1	0	0	4	0		5
E	ENG - England	96.2cm *	0	0	0	0	1	0	X	X		1
	LAT - Latvia	269.5cm	1	1	3	3	0	1	X	X		9

Current Standings

Group A					Group B				
Rank	Team	Games	Wins	Losses	Rank	Team	Games	Wins	Losses
1	SWE - Sweden	4	4	0	1	JPN - Japan	3	3	0
2	ESP - Spain	4	3	1	1	UKR - Ukraine	3	3	0
2	KOR - Korea	4	3	1	3	CAN - Canada	4	2	2
4	CZE - Czechia	4	2	2	3	TUR - Türkiye	4	2	2
4	HUN - Hungary	4	2	2	5	AUT - Austria	4	1	3
6	AUS - Australia	4	1	3	5	KAZ - Kazakhstan	4	1	3
6	ROU - Romania	4	1	3	5	POL - Poland	4	1	3
8	SLO - Slovenia	4	0	4					

Group C				
Rank	Team	Games	Wins	Losses
1	NZL - New Zealand	5	4	1
2	DEN - Denmark	4	3	1
2	LAT - Latvia	4	3	1
2	USA - United States	4	3	1
5	BRA - Brazil	4	2	2
6	HKG - Hong Kong	4	0	4
7	ENG - England	5	0	5

Note:
Under WCF rules, tie-breaking rules for standings are not applied until after the last game of the round robin.

Legend:
LSD Last Stone Draw **LSFE(*)** Last Stone First End **X** Unplayed/unfinished end due to concession



WJBCC 2023
Lohja, Finland

SAT 16 DEC 2023
Start Time 12:00

World Junior-B Curling Championships 2023
Kisakallio Sports Institute
Men

Round Robin Session 9
Group C - Sheet C



Game Results

Sheet	Team	LSFE	1	2	3	4	5	6	7	8	Extra Ends	Total
C	BRA - Brazil		0	0	1	0	2	0	1	X		4
	NZL - New Zealand	*	3	2	0	3	0	2	0	X		10

BRA - Brazil	
4 S	MELO Vitor
3 V	RODRIGUES Nuno
2	CAMELO Arthur
1	SUHAN Kyron
A	-

NZL - New Zealand	
4 V	BECKER William
3 S	FLANAGAN Sam
2	NEVILL Darcy
1	BURKE Hunter
A	NEVILL Jed

Last Stone Draw	Distance
⌚ SUHAN Kyron	31.0cm
⌚ CAMELO Arthur	154.8cm
Total	185.8cm

Time remaining: 5 minutes 21 seconds

Last Stone Draw	Distance
⌚ BECKER William	76.7cm
⌚ BURKE Hunter	99.5cm
Total	176.2cm

Time remaining: 8 minutes 15 seconds

NEVILL J replaced NEVILL D at the beginning of end 5

Note:
Position and function for each team member:
4 = Fourth, 3 = Third, 2 = Second, 1 = Lead, A = Alternate, S = Skip, V = Vice-Skip

Legend:
⌚ Clockwise ⌚ Counter-clockwise LSFE(*) Last Stone First End
X Unplayed/unfinished end due to concession



Game Results

Sheet	Team	LSFE	1	2	3	4	5	6	7	8	Extra Ends	Total
D	TUR - Türkiye	*	1	0	1	0	2	0	0	2		6
	POL - Poland		0	0	0	1	0	0	4	0		5

TUR - Türkiye	
4 S	ESER Selahattin
3 V	BAYRAMOGLU Mehmet Fatih
2	NERSE Bilal Emre
1	ATMACA Yunus Emre
A	ZENIT Muhammed Taha

POL - Poland	
4 S	FRYNIA Antoni
3 V	MUCHA Kacper
2	MOSIOLEK Bartlomiej
1	WITKOWSKI Jan
A	KOLANO Michal

Last Stone Draw		Distance
↻	NERSE Bilal Emre	111.3cm
↻	ATMACA Yunus Emre	41.4cm
Total		152.7cm
Time remaining: 0 minutes 25 seconds		
Time-out: End 5		

Last Stone Draw		Distance
↻	MOSIOLEK Bartlomiej	52.3cm
↻	WITKOWSKI Jan	199.6cm
Total		251.9cm
Time remaining: 0 minutes 28 seconds		
Time-out: End 7		

Note:
Position and function for each team member:
4 = Fourth, **3** = Third, **2** = Second, **1** = Lead, **A** = Alternate, **S** = Skip, **V** = Vice-Skip

Legend:
↻ Clockwise ↻ Counter-clockwise **LSFE(*)** Last Stone First End



Game Results

Sheet	Team	LSFE	1	2	3	4	5	6	7	8	Extra Ends	Total
E	ENG - England	*	0	0	0	0	1	0	X	X		1
	LAT - Latvia		1	1	3	3	0	1	X	X		9

ENG - England	
4 S	HOLCOMBE Benjamin
3 V	MARTIN Toby
2	BRACKPOOL Owen
1	BLAKELEY Isaac
A	MECHEM Robert

LAT - Latvia	
4 S	BUNCIS Roberts Reinis
3 V	ZASS Kristaps
2	SONDORS Toms
1	BARANOVSKIS Aleksandrs
A	SMIRNOVS Deniss

Last Stone Draw	Distance
↻ BRACKPOOL Owen	30.0cm
↻ BLAKELEY Isaac	66.2cm
Total	96.2cm

Last Stone Draw	Distance
↻ ZASS Kristaps	199.6cm
↻ BARANOVSKIS Aleksandrs	69.9cm
Total	269.5cm

Time remaining: 11 minutes 11 seconds

MECHEM R replaced BRACKPOOL O at the beginning of end 3

Time remaining: 10 minutes 43 seconds

SMIRNOVS D replaced BUNCIS RR at the beginning of end 5
Revised line-up: (4 S) ZASS K, (3 V) SONDORS T, (2) SMIRNOVS D, (1) BARANOVSKIS A

Note:
Position and function for each team member:
4 = Fourth, 3 = Third, 2 = Second, 1 = Lead, A = Alternate, S = Skip, V = Vice-Skip

Legend:
↻ Clockwise ↻ Counter-clockwise **LSFE(*)** Last Stone First End
X Unplayed/unfinished end due to concession



Session Results and Standings

Sheet	Team	LSD/LSFE	1	2	3	4	5	6	7	8	Extra Ends	Total
A	CZE - Czechia	167.4cm *	1	3	0	1	1	1	X	X		7
	ESP - Spain	212.3cm	0	0	1	0	0	0	X	X		1
B	HUN - Hungary	122.4cm	0	3	0	4	2	0	X	X		9
	AUS - Australia	59.9cm *	1	0	1	0	0	2	X	X		4
C	ROU - Romania	399.2cm	0	0	0	0	0	0	X	X		0
	KOR - Korea	46.6cm *	6	2	2	1	1	5	X	X		17
D	UKR - Ukraine	60.6cm	0	3	1	0	1	1	0	3		9
	AUT - Austria	34.9cm *	1	0	0	4	0	0	0	0		5
E	JPN - Japan	106.7cm *	0	3	0	0	0	1	0	2		6
	CAN - Canada	284.5cm	0	0	0	0	1	0	2	0		3
F	SLO - Slovenia	399.2cm	0	0	0	0	1	0	X	X		1
	SWE - Sweden	133.2cm *	4	6	4	4	0	4	X	X		22

Current Standings

Group A

Rank	Team	Games	Wins	Losses
1	SWE - Sweden	4	4	0
2	ESP - Spain	4	3	1
2	KOR - Korea	4	3	1
4	CZE - Czechia	4	2	2
4	HUN - Hungary	4	2	2
6	AUS - Australia	4	1	3
6	ROU - Romania	4	1	3
8	SLO - Slovenia	4	0	4

Group B

Rank	Team	Games	Wins	Losses
1	JPN - Japan	3	3	0
1	UKR - Ukraine	3	3	0
3	CAN - Canada	4	2	2
4	POL - Poland	3	1	2
4	TUR - Türkiye	3	1	2
6	AUT - Austria	4	1	3
6	KAZ - Kazakhstan	4	1	3

Group C

Rank	Team	Games	Wins	Losses
1	NZL - New Zealand	4	3	1
1	USA - United States	4	3	1
3	BRA - Brazil	3	2	1
3	DEN - Denmark	3	2	1
3	LAT - Latvia	3	2	1
6	HKG - Hong Kong	3	0	3
7	ENG - England	4	0	4

Note:

Under WCF rules, tie-breaking rules for standings are not applied until after the last game of the round robin.

Legend:

LSD Last Stone Draw **LSFE(*)** Last Stone First End **X** Unplayed/unfinished end due to concession



WJBCC 2023
Lohja, Finland

SAT 16 DEC 2023
Start Time 8:00

World Junior-B Curling Championships 2023
Kisakallio Sports Institute

Men

Round Robin Session 8
Group A - Sheet A



Game Results

Sheet	Team	LSFE	1	2	3	4	5	6	7	8	Extra Ends	Total
A	CZE - Czechia	*	1	3	0	1	1	1	X	X		7
	ESP - Spain		0	0	1	0	0	0	X	X		1

CZE - Czechia	
4 S	CHABICOVSKY Vit
3 V	BODLAK Ondrej
2	ZDARSKY Krystof
1	MATEJICEK Jakub
A	SKACHA David

ESP - Spain	
4 S	RAUBERT Aleix
3 V	MINGORANCE Ismael
2	CARASA Javier
1	SAEZ DE OCARIZ Eneko
A	GASTO Oriol

Last Stone Draw	Distance
↻ MATEJICEK Jakub	97.6cm
↻ BODLAK Ondrej	69.8cm
Total	167.4cm

Last Stone Draw	Distance
↻ CARASA Javier	12.7cm
↻ MINGORANCE Ismael	199.6cm
Total	212.3cm

Time remaining: 10 minutes 51 seconds

Time remaining: 12 minutes 49 seconds

Note:
Position and function for each team member:
4 = Fourth, 3 = Third, 2 = Second, 1 = Lead, A = Alternate, S = Skip, V = Vice-Skip

Legend:
↻ Clockwise ↻ Counter-clockwise **LSFE(*)** Last Stone First End
X Unplayed/unfinished end due to concession



Game Results

Sheet	Team	LSFE	1	2	3	4	5	6	7	8	Extra Ends	Total
B	HUN - Hungary		0	3	0	4	2	0	X	X		9
	AUS - Australia	*	1	0	1	0	0	2	X	X		4

HUN - Hungary	
4 S	TATAR Lorinc
3	KARASZ Raul
2 V	SZARVAS Kristof
1	TUSKE Milan
A	-

AUS - Australia	
4 V	BENCE Thomas
3 S	RYAN Charlie
2	COLLINS Flynn
1	WAYMAN Benjamin
A	RYAN Bailey

Last Stone Draw

- \odot SZARVAS Kristof
- \ominus KARASZ Raul

Distance

- 84.4cm
- 38.0cm

Total

122.4cm

Time remaining: 11 minutes 15 seconds

Last Stone Draw

- \odot RYAN Charlie
- \ominus BENCE Thomas

Distance

- 10.5cm
- 49.4cm

Total

59.9cm

Time remaining: 5 minutes 28 seconds

Note:
Position and function for each team member:
4 = Fourth, **3** = Third, **2** = Second, **1** = Lead, **A** = Alternate, **S** = Skip, **V** = Vice-Skip

Legend:
 \odot Clockwise \ominus Counter-clockwise **LSFE(*)** Last Stone First End
X Unplayed/unfinished end due to concession



Game Results

Sheet	Team	LSFE	1	2	3	4	5	6	7	8	Extra Ends	Total
D	UKR - Ukraine		0	3	1	0	1	1	0	3		9
	AUT - Austria	*	1	0	0	4	0	0	0	0		5

UKR - Ukraine	
4 S	NIKOLOV Eduard
3	SHCHUR Yaroslav
2	SUHAK Artem
1 V	KOVAL Vladyslav
A	SHLYK Artem

AUT - Austria	
4 S	HOFER Matthaesus
3 V	KARG Johann
2	ZOTT David
1	JOECHL Moritz
A	-

Last Stone Draw	Distance
↻ SHCHUR Yaroslav	31.8cm
↻ NIKOLOV Eduard	28.8cm
Total	60.6cm

Last Stone Draw	Distance
↻ ZOTT David	7.6cm
↻ KARG Johann	27.3cm
Total	34.9cm

Time remaining: 0 minutes 42 seconds

Time remaining: 2 minutes 16 seconds

Time-out: End 6

Note:
Position and function for each team member:
4 = Fourth, 3 = Third, 2 = Second, 1 = Lead, A = Alternate, S = Skip, V = Vice-Skip

Legend:
↻ Clockwise ↻ Counter-clockwise **LSFE(*)** Last Stone First End



Game Results

Sheet	Team	LSFE	1	2	3	4	5	6	7	8	Extra Ends	Total
E	JPN - Japan	*	0	3	0	0	0	1	0	2		6
	CAN - Canada		0	0	0	0	1	0	2	0		3

JPN - Japan	
4 S	AOKI Ryo
3	OUCHI Takuto
2 V	HAYASHI Rio
1	KANAZAWA Naoki
A	OUCHI Haruto

CAN - Canada	
4 S	TAO Johnson
3 V	NEUERT Jaedon
2	DAVIES Zach
1	NAUGLER Adam
A	-

Last Stone Draw		Distance
↻	OUCHI Takuto	36.1cm
↻	HAYASHI Rio	70.6cm
Total		106.7cm
Time remaining: 4 minutes 0 seconds		
Time-out: End 8		

Last Stone Draw		Distance
↻	TAO Johnson	148.2cm
↻	DAVIES Zach	136.3cm
Total		284.5cm
Time remaining: 1 minute 13 seconds		
Time-out: End 6		

Note:
Position and function for each team member:
4 = Fourth, **3** = Third, **2** = Second, **1** = Lead, **A** = Alternate, **S** = Skip, **V** = Vice-Skip

Legend:
↻ Clockwise ↻ Counter-clockwise **LSFE(*)** Last Stone First End



Game Results

Sheet	Team	LSFE	1	2	3	4	5	6	7	8	Extra Ends	Total
F	SLO - Slovenia		0	0	0	0	1	0	X	X		1
	SWE - Sweden	*	4	6	4	4	0	4	X	X		22

SLO - Slovenia	
4 S	ERJAVEC BIZJAK Ernest
3 V	KRAPEZ Zan
2	MAVRIC Jure
1	KELEMINA Bor
A	-

SWE - Sweden	
4 S	LANDELIUS Axel
3	PALM Alexander
2 V	MOBERG Olle
1	ALEXANDER Dante
A	NYGREN Vilmer

Last Stone Draw		Distance
↻	MAVRIC Jure	199.6cm
↻	KELEMINA Bor	199.6cm
Total		399.2cm

Time remaining: 12 minutes 14 seconds
Time-out: End 6

Last Stone Draw		Distance
↻	ALEXANDER Dante	122.7cm
↻	LANDELIUS Axel	10.5cm
Total		133.2cm

Time remaining: 15 minutes 32 seconds
NYGREN V replaced ALEXANDER D at the beginning of end 5

Note:
Position and function for each team member:
4 = Fourth, 3 = Third, 2 = Second, 1 = Lead, A = Alternate, S = Skip, V = Vice-Skip

Legend:
↻ Clockwise ↻ Counter-clockwise LSFE(*) Last Stone First End
X Unplayed/unfinished end due to concession



WJBCC 2023
Lohja, Finland

FRI 15 DEC 2023
Start Time 19:00

World Junior-B Curling Championships 2023
Kisakallio Sports Institute
Men

Round Robin Session 7



Session Results and Standings

Sheet	Team	LSD/LSFE	1	2	3	4	5	6	7	8	Extra Ends	Total
A	KAZ - Kazakhstan	250.7cm	0	0	0	0	1	0	1	X		2
	CAN - Canada	85.2cm *	0	2	3	0	0	2	0	X		7
B	DEN - Denmark	264.6cm	3	0	4	0	3	0	X	X		10
	BRA - Brazil	166.0cm *	0	1	0	1	0	1	X	X		3
C	AUT - Austria	219.3cm	0	1	0	0	1	0	2	0		4
	POL - Poland	118.2cm *	1	0	1	1	0	2	0	1		6
D	LAT - Latvia	147.9cm	0	2	1	0	1	0	1	0		5
	USA - United States	93.2cm *	2	0	0	2	0	3	0	1		8
E	NZL - New Zealand	211.5cm *	2	1	0	3	2	2	X	X		10
	ENG - England	211.9cm	0	0	1	0	0	0	X	X		1

Current Standings

Group A					Group B				
Rank	Team	Games	Wins	Losses	Rank	Team	Games	Wins	Losses
1	ESP - Spain	3	3	0	1	JPN - Japan	2	2	0
1	SWE - Sweden	3	3	0	1	UKR - Ukraine	2	2	0
3	KOR - Korea	3	2	1	3	CAN - Canada	3	2	1
4	AUS - Australia	3	1	2	4	AUT - Austria	3	1	2
4	CZE - Czechia	3	1	2	4	POL - Poland	3	1	2
4	HUN - Hungary	3	1	2	4	TUR - Türkiye	3	1	2
4	ROU - Romania	3	1	2	7	KAZ - Kazakhstan	4	1	3
8	SLO - Slovenia	3	0	3					
Group C									
Rank	Team	Games	Wins	Losses					
1	NZL - New Zealand	4	3	1					
1	USA - United States	4	3	1					
3	BRA - Brazil	3	2	1					
3	DEN - Denmark	3	2	1					
3	LAT - Latvia	3	2	1					
6	HKG - Hong Kong	3	0	3					
7	ENG - England	4	0	4					

Note:
Under WCF rules, tie-breaking rules for standings are not applied until after the last game of the round robin.

Legend:
LSD Last Stone Draw **LSFE(*)** Last Stone First End **X** Unplayed/unfinished end due to concession





Game Results

Sheet	Team	LSFE	1	2	3	4	5	6	7	8	Extra Ends	Total
C	AUT - Austria		0	1	0	0	1	0	2	0		4
	POL - Poland	*	1	0	1	1	0	2	0	1		6

AUT - Austria	
4 S	HOFER Matthaeus
3 V	KARG Johann
2	ZOTT David
1	JOECHL Moritz
A	-

POL - Poland	
4 S	FRYNIA Antoni
3 V	MUCHA Kacper
2	MOSIOLEK Bartlomiej
1	WITKOWSKI Jan
A	KOLANO Michal

Last Stone Draw	Distance
↻ HOFER Matthaeus	19.7cm
↻ JOECHL Moritz	199.6cm
Total	219.3cm

Time remaining: 4 minutes 26 seconds

Last Stone Draw	Distance
↻ WITKOWSKI Jan	79.0cm
↻ MOSIOLEK Bartlomiej	39.2cm
Total	118.2cm

Time remaining: 2 minutes 35 seconds

Note:
Position and function for each team member:
4 = Fourth, 3 = Third, 2 = Second, 1 = Lead, A = Alternate, S = Skip, V = Vice-Skip

Legend:
↻ Clockwise ↻ Counter-clockwise **LSFE(*)** Last Stone First End



Game Results

Sheet	Team	LSFE	1	2	3	4	5	6	7	8	Extra Ends	Total
D	LAT - Latvia		0	2	1	0	1	0	1	0		5
	USA - United States	*	2	0	0	2	0	3	0	1		8

LAT - Latvia	
4 S	BUNCIS Roberts Reinis
3 V	ZASS Kristaps
2	SONDORS Toms
1	BARANOVSKIS Aleksandrs
A	SMIRNOVS Deniss

USA - United States	
4 S	WENDLING Wesley
3 V	BESTLAND Jackson
2	TUMA Kevin
1	ARMSTRONG Jackson
A	HEBERT Caden

Last Stone Draw		Distance
↻	BUNCIS Roberts Reinis	43.2cm
↻	SONDORS Toms	104.7cm
Total		147.9cm

Last Stone Draw		Distance
↻	BESTLAND Jackson	13.6cm
↻	ARMSTRONG Jackson	79.6cm
Total		93.2cm

Time remaining: 0 minutes 43 seconds

Time remaining: 1 minute 43 seconds

Time-out: End 7

Note:
Position and function for each team member:
4 = Fourth, **3** = Third, **2** = Second, **1** = Lead, **A** = Alternate, **S** = Skip, **V** = Vice-Skip

Legend:
↻ Clockwise ↻ Counter-clockwise **LSFE(*)** Last Stone First End



Game Results

Sheet	Team	LSFE	1	2	3	4	5	6	7	8	Extra Ends	Total
E	NZL - New Zealand	*	2	1	0	3	2	2	X	X		10
	ENG - England		0	0	1	0	0	0	X	X		1

NZL - New Zealand	
4 V	BECKER William
3 S	FLANAGAN Sam
2	NEVILL Darcy
1	NEVILL Jed
A	BURKE Hunter

ENG - England	
4 S	HOLCOMBE Benjamin
3 V	MARTIN Toby
2	BRACKPOOL Owen
1	MECHEM Robert
A	BLAKELEY Isaac

Last Stone Draw		Distance
⌚	FLANAGAN Sam	184.8cm
⌚	NEVILL Jed	26.7cm
Total		211.5cm

Time remaining: 11 minutes 57 seconds

Last Stone Draw		Distance
⌚	MARTIN Toby	199.6cm
⌚	BRACKPOOL Owen	12.3cm
Total		211.9cm

Time remaining: 7 minutes 8 seconds
Time-out: End 4

Note:
Position and function for each team member:
4 = Fourth, 3 = Third, 2 = Second, 1 = Lead, A = Alternate, S = Skip, V = Vice-Skip

Legend:
 ⌚ Clockwise ⌚ Counter-clockwise LSFE(*) Last Stone First End
 X Unplayed/unfinished end due to concession



Session Results and Standings

Sheet	Team	LSD/LSFE	1	2	3	4	5	6	7	8	Extra Ends	Total
A	AUS - Australia	337.7cm	0	0	0	1	0	0	X	X		1
	KOR - Korea	25.1cm *	4	2	2	0	3	1	X	X		12
B	TUR - Türkiye	215.4cm	0	1	0	1	0	0	X	X		2
	UKR - Ukraine	155.0cm *	1	0	4	0	2	3	X	X		10
C	HUN - Hungary	50.0cm *	0	0	2	2	0	2	0	0		6
	SWE - Sweden	177.8cm	1	2	0	0	1	0	1	2		7
E	SLO - Slovenia	370.4cm	0	0	0	0	0	1	X	X		1
	CZE - Czechia	71.7cm *	6	4	4	2	3	0	X	X		19
F	ESP - Spain	76.3cm *	6	1	0	2	3	2	X	X		14
	ROU - Romania	329.7cm	0	0	1	0	0	0	X	X		1

Current Standings

Group A					Group B				
Rank	Team	Games	Wins	Losses	Rank	Team	Games	Wins	Losses
1	ESP - Spain	3	3	0	1	JPN - Japan	2	2	0
1	SWE - Sweden	3	3	0	1	UKR - Ukraine	2	2	0
3	KOR - Korea	3	2	1	3	AUT - Austria	2	1	1
4	AUS - Australia	3	1	2	3	CAN - Canada	2	1	1
4	CZE - Czechia	3	1	2	5	KAZ - Kazakhstan	3	1	2
4	HUN - Hungary	3	1	2	5	TUR - Türkiye	3	1	2
4	ROU - Romania	3	1	2	7	POL - Poland	2	0	2
8	SLO - Slovenia	3	0	3					

Group C				
Rank	Team	Games	Wins	Losses
1	BRA - Brazil	2	2	0
1	LAT - Latvia	2	2	0
3	NZL - New Zealand	3	2	1
3	USA - United States	3	2	1
5	DEN - Denmark	2	1	1
6	ENG - England	3	0	3
6	HKG - Hong Kong	3	0	3

Note:
Under WCF rules, tie-breaking rules for standings are not applied until after the last game of the round robin.

Legend:
LSD Last Stone Draw **LSFE(*)** Last Stone First End **X** Unplayed/unfinished end due to concession





Game Results

Sheet	Team	LSFE	1	2	3	4	5	6	7	8	Extra Ends	Total
C	HUN - Hungary	*	0	0	2	2	0	2	0	0		6
	SWE - Sweden		1	2	0	0	1	0	1	2		7

HUN - Hungary	
4 S	TATAR Lorinc
3	KARASZ Raul
2 V	SZARVAS Kristof
1	TUSKE Milan
A	-

SWE - Sweden	
4 S	LANDELIUS Axel
3	PALM Alexander
2 V	MOBERG Olle
1	ALEXANDER Dante
A	NYGREN Vilmer

Last Stone Draw	Distance
⌚ TATAR Lorinc	36.0cm
⌚ TUSKE Milan	14.0cm
Total	50.0cm

Last Stone Draw	Distance
⌚ LANDELIUS Axel	38.5cm
⌚ ALEXANDER Dante	139.3cm
Total	177.8cm

Time remaining: 1 minute 42 seconds
Time-out: End 8

Time remaining: 2 minutes 6 seconds
Time-out: End 8

Note:
Position and function for each team member:
4 = Fourth, **3** = Third, **2** = Second, **1** = Lead, **A** = Alternate, **S** = Skip, **V** = Vice-Skip

Legend:
⌚ Clockwise ⌚ Counter-clockwise **LSFE(*)** Last Stone First End



Game Results

Sheet	Team	LSFE	1	2	3	4	5	6	7	8	Extra Ends	Total
F	ESP - Spain	*	6	1	0	2	3	2	X	X		14
	ROU - Romania		0	0	1	0	0	0	X	X		1

ESP - Spain	
4 S	RAUBERT Aleix
3 V	MINGORANCE Ismael
2	CARASA Javier
1	SAEZ DE OCARIZ Eneko
A	GASTO Oriol

ROU - Romania	
4	POP Tudor
3 V	FELECAN Toma Matei
2 S	GHERGIE Dan
1	MIHALCA Tudor
A	VANCEA Catalin

Last Stone Draw		Distance
↻	RAUBERT Aleix	45.6cm
↻	SAEZ DE OCARIZ Eneko	30.7cm
Total		76.3cm

Last Stone Draw		Distance
↻	GHERGIE Dan	165.2cm
↻	MIHALCA Tudor	164.5cm
Total		329.7cm

Time remaining: 17 minutes 47 seconds

Time remaining: 12 minutes 30 seconds

Note:
Position and function for each team member:
4 = Fourth, **3** = Third, **2** = Second, **1** = Lead, **A** = Alternate, **S** = Skip, **V** = Vice-Skip

Legend:
↻ Clockwise ↻ Counter-clockwise **LSFE(*)** Last Stone First End
X Unplayed/unfinished end due to concession



Session Results and Standings

Sheet	Team	LSD/LSFE	1	2	3	4	5	6	7	8	Extra Ends	Total
A	LAT - Latvia	169.5cm	0	2	0	3	0	2	0	1		8
	HKG - Hong Kong	163.3cm *	1	0	1	0	2	0	1	0		5
B	AUT - Austria	276.9cm	0	0	1	0	0	0	4	1	0	6
	JPN - Japan	39.5cm *	2	1	0	1	0	2	0	0	1	7
C	POL - Poland	83.6cm *	0	0	1	0	2	0	1	0		4
	KAZ - Kazakhstan	222.0cm	1	1	0	1	0	1	0	1		5
D	ENG - England	188.1cm	0	0	1	0	0	0	X	X		1
	DEN - Denmark	106.0cm *	2	0	0	4	3	2	X	X		11
F	NZL - New Zealand	73.8cm	3	0	0	0	1	0	3	0	2	9
	USA - United States	49.0cm *	0	2	1	1	0	1	0	2	0	7

Current Standings

Group A					Group B				
Rank	Team	Games	Wins	Losses	Rank	Team	Games	Wins	Losses
1	ESP - Spain	2	2	0	1	JPN - Japan	2	2	0
1	SWE - Sweden	2	2	0	2	UKR - Ukraine	1	1	0
3	AUS - Australia	2	1	1	3	AUT - Austria	2	1	1
3	HUN - Hungary	2	1	1	3	CAN - Canada	2	1	1
3	KOR - Korea	2	1	1	3	TUR - Türkiye	2	1	1
3	ROU - Romania	2	1	1	6	KAZ - Kazakhstan	3	1	2
7	CZE - Czechia	2	0	2	7	POL - Poland	2	0	2
7	SLO - Slovenia	2	0	2					

Group C				
Rank	Team	Games	Wins	Losses
1	BRA - Brazil	2	2	0
1	LAT - Latvia	2	2	0
3	NZL - New Zealand	3	2	1
3	USA - United States	3	2	1
5	DEN - Denmark	2	1	1
6	ENG - England	3	0	3
6	HKG - Hong Kong	3	0	3

Note:
Under WCF rules, tie-breaking rules for standings are not applied until after the last game of the round robin.

Legend:
LSD Last Stone Draw **LSFE(*)** Last Stone First End **X** Unplayed/unfinished end due to concession





Game Results

Sheet	Team	LSFE	1	2	3	4	5	6	7	8	Extra Ends	Total
A	LAT - Latvia		0	2	0	3	0	2	0	1		8
	HKG - Hong Kong	*	1	0	1	0	2	0	1	0		5

LAT - Latvia	
4 S	BUNCIS Roberts Reinis
3 V	ZASS Kristaps
2	SMIRNOVS Deniss
1	BARANOVSKIS Aleksandrs
A	SONDORS Toms

HKG - Hong Kong	
4 S	CHENG Ching Nam
3	CHENG Ching Him
2 V	CHENG Ching Kiu
1	LAI Chung Hei Jonas
A	CHUNG Kwan Chak

Last Stone Draw		Distance
↻	BARANOVSKIS Aleksandrs	51.3cm
↻	ZASS Kristaps	118.2cm
Total		169.5cm
Time remaining: 3 minutes 57 seconds		
Time-out: End 8		

Last Stone Draw		Distance
↻	LAI Chung Hei Jonas	67.6cm
↻	CHENG Ching Nam	95.7cm
Total		163.3cm
Time remaining: 0 minutes 11 seconds		
Time-out: End 8		

Note:
Position and function for each team member:
4 = Fourth, **3** = Third, **2** = Second, **1** = Lead, **A** = Alternate, **S** = Skip, **V** = Vice-Skip

Legend:
↻ Clockwise ↻ Counter-clockwise **LSFE(*)** Last Stone First End



Game Results

Sheet	Team	LSFE	1	2	3	4	5	6	7	8	Extra Ends	Total
B	AUT - Austria		0	0	1	0	0	0	4	1	0	6
	JPN - Japan	*	2	1	0	1	0	2	0	0	1	7

AUT - Austria	
4 S	HOFER Matthaeus
3 V	KARG Johann
2	ZOTT David
1	JOECHL Moritz
A	-

JPN - Japan	
4 S	AOKI Ryo
3	OUCHI Takuto
2 V	HAYASHI Rio
1	KANAZAWA Naoki
A	OUCHI Haruto

Last Stone Draw	Distance
↻ KARG Johann	199.6cm
↻ ZOTT David	77.3cm
Total	276.9cm

Last Stone Draw	Distance
↻ AOKI Ryo	15.3cm
↻ KANAZAWA Naoki	24.2cm
Total	39.5cm

Time remaining: 1 minute 47 seconds
1 minute 15 seconds (after extra end)

Time remaining: 0 minutes 11 seconds
1 minute 57 seconds (after extra end)

Time-out: End 7; End 9

Note:
Position and function for each team member:
4 = Fourth, **3** = Third, **2** = Second, **1** = Lead, **A** = Alternate, **S** = Skip, **V** = Vice-Skip

Legend:
↻ Clockwise ↻ Counter-clockwise **LSFE(*)** Last Stone First End



Game Results

Sheet	Team	LSFE	1	2	3	4	5	6	7	8	Extra Ends	Total
C	POL - Poland	*	0	0	1	0	2	0	1	0		4
	KAZ - Kazakhstan		1	1	0	1	0	1	0	1		5

POL - Poland	
4 S	FRYNIA Antoni
3 V	MUCHA Kacper
2	MOSIOLEK Bartlomiej
1	WITKOWSKI Jan
A	KOLANO Michal

KAZ - Kazakhstan	
4 S	ALLIYAR Aidos
3	IRJANOV Arman
2 V	TASTEMIR Ibragim
1	SKUPNEVSKIY Georgiy
A	-

Last Stone Draw		Distance
↻	MUCHA Kacper	23.6cm
↻	FRYNIA Antoni	60.0cm
Total		83.6cm
Time remaining: 2 minutes 38 seconds		
Time-out: End 8		

Last Stone Draw		Distance
↻	ALLIYAR Aidos	22.4cm
↻	TASTEMIR Ibragim	199.6cm
Total		222.0cm
Time remaining: 5 minutes 39 seconds		
Time-out: End 7; End 8		

Note:
Position and function for each team member:
4 = Fourth, **3** = Third, **2** = Second, **1** = Lead, **A** = Alternate, **S** = Skip, **V** = Vice-Skip

Legend:
↻ Clockwise ↻ Counter-clockwise **LSFE(*)** Last Stone First End



Game Results

Sheet	Team	LSFE	1	2	3	4	5	6	7	8	Extra Ends	Total
D	ENG - England		0	0	1	0	0	0	X	X		1
	DEN - Denmark	*	2	0	0	4	3	2	X	X		11

ENG - England	
4 S	HOLCOMBE Benjamin
3 V	MARTIN Toby
2	BRACKPOOL Owen
1	MECHEM Robert
A	BLAKELEY Isaac

DEN - Denmark	
4 V	VILANDT Jonathan
3 S	SCHMIDT Jacob
2	QVIST Alexander
1	JURLANDER BOEGE Kasper
A	JENSEN Nikki

Last Stone Draw	Distance
⌚ BRACKPOOL Owen	9.4cm
⌚ HOLCOMBE Benjamin	178.7cm
Total	188.1cm

Time remaining: 7 minutes 15 seconds

Last Stone Draw	Distance
⌚ QVIST Alexander	33.5cm
⌚ VILANDT Jonathan	72.5cm
Total	106.0cm

Time remaining: 9 minutes 55 seconds

Note:
Position and function for each team member:
4 = Fourth, 3 = Third, 2 = Second, 1 = Lead, A = Alternate, S = Skip, V = Vice-Skip

Legend:
⌚ Clockwise ⌚ Counter-clockwise **LSFE(*)** Last Stone First End
X Unplayed/unfinished end due to concession



Game Results

Sheet	Team	LSFE	1	2	3	4	5	6	7	8	Extra Ends	Total
F	NZL - New Zealand		3	0	0	0	1	0	3	0	2	9
	USA - United States	*	0	2	1	1	0	1	0	2	0	7

NZL - New Zealand	
4 V	BECKER William
3 S	FLANAGAN Sam
2	NEVILL Darcy
1	BURKE Hunter
A	NEVILL Jed

USA - United States	
4 S	WENDLING Wesley
3 V	BESTLAND Jackson
2	TUMA Kevin
1	ARMSTRONG Jackson
A	HEBERT Caden

Last Stone Draw		Distance
↻	BECKER William	36.0cm
↻	NEVILL Darcy	37.8cm
Total		73.8cm

Last Stone Draw		Distance
↻	WENDLING Wesley	34.1cm
↻	TUMA Kevin	14.9cm
Total		49.0cm

Time remaining: 1 minute 17 seconds
0 minutes 43 seconds (after extra end)

Time remaining: 0 minutes 54 seconds
0 minutes 20 seconds (after extra end)

Time-out: End 9

Time-out: End 7; End 9

Note:
Position and function for each team member:
4 = Fourth, **3** = Third, **2** = Second, **1** = Lead, **A** = Alternate, **S** = Skip, **V** = Vice-Skip

Legend:
↻ Clockwise ↻ Counter-clockwise **LSFE(*)** Last Stone First End

**WJBCC 2023**

Lohja, Finland

THU 14 DEC 2023

Start Time 20:00

World Junior-B Curling Championships 2023

Kisakallio Sports Institute

Men**Round Robin Session 4**

Session Results and Standings

Sheet	Team	LSD/LSFE	1	2	3	4	5	6	7	8	Extra Ends	Total
A	SLO - Slovenia	271.4cm *	0	0	0	2	1	0	0	X		3
	ROU - Romania	399.2cm	1	4	1	0	0	3	1	X		10
B	SWE - Sweden	63.6cm *	0	1	2	0	1	0	0	1		5
	KOR - Korea	198.2cm	0	0	0	3	0	0	1	0		4
C	CAN - Canada	45.1cm	2	1	5	2	0	1	X	X		11
	TUR - Türkiye	25.6cm *	0	0	0	0	2	0	X	X		2
E	ESP - Spain	157.8cm *	3	0	1	0	1	0	1	X		6
	AUS - Australia	264.8cm	0	1	0	1	0	0	0	X		2
F	HUN - Hungary	199.1cm *	2	1	0	0	1	0	2	X		6
	CZE - Czechia	344.7cm	0	0	1	1	0	1	0	X		3

Current Standings

Group A					Group B				
Rank	Team	Games	Wins	Losses	Rank	Team	Games	Wins	Losses
1	ESP - Spain	2	2	0	1	AUT - Austria	1	1	0
1	SWE - Sweden	2	2	0	1	JPN - Japan	1	1	0
3	AUS - Australia	2	1	1	1	UKR - Ukraine	1	1	0
3	HUN - Hungary	2	1	1	4	CAN - Canada	2	1	1
3	KOR - Korea	2	1	1	4	TUR - Türkiye	2	1	1
3	ROU - Romania	2	1	1	6	POL - Poland	1	0	1
7	CZE - Czechia	2	0	2	7	KAZ - Kazakhstan	2	0	2
7	SLO - Slovenia	2	0	2					

Group C				
Rank	Team	Games	Wins	Losses
1	BRA - Brazil	2	2	0
1	USA - United States	2	2	0
3	LAT - Latvia	1	1	0
4	NZL - New Zealand	2	1	1
5	DEN - Denmark	1	0	1
6	ENG - England	2	0	2
6	HKG - Hong Kong	2	0	2

Note:

Under WCF rules, tie-breaking rules for standings are not applied until after the last game of the round robin.

Legend:**LSD** Last Stone Draw**LSFE(*)** Last Stone First End**X** Unplayed/unfinished end due to concession



Game Results

Sheet	Team	LSFE	1	2	3	4	5	6	7	8	Extra Ends	Total
B	SWE - Sweden	*	0	1	2	0	1	0	0	1		5
	KOR - Korea		0	0	0	3	0	0	1	0		4

SWE - Sweden	
4 S	LANDELIUS Axel
3	PALM Alexander
2 V	MOBERG Olle
1	ALEXANDER Dante
A	NYGREN Vilmer

KOR - Korea	
4 S	KIM Daehyun
3 V	LEE Woojung
2	PARK Seongmin
1	KWON Juni
A	SHIN Eunjun

Last Stone Draw		Distance
↻	PALM Alexander	20.2cm
↻	MOBERG Olle	43.4cm
Total		63.6cm
Time remaining: 2 minutes 54 seconds		
Time-out: End 7		

Last Stone Draw		Distance
↻	KIM Daehyun	120.0cm
↻	PARK Seongmin	78.2cm
Total		198.2cm
Time remaining: 1 minute 52 seconds		
Time-out: End 8		

Note:
Position and function for each team member:
4 = Fourth, **3** = Third, **2** = Second, **1** = Lead, **A** = Alternate, **S** = Skip, **V** = Vice-Skip

Legend:
↻ Clockwise ↻ Counter-clockwise **LSFE(*)** Last Stone First End



WJBCC 2023
Lohja, Finland

THU 14 DEC 2023
Start Time 20:00

World Junior-B Curling Championships 2023
Kisakallio Sports Institute
Men

Round Robin Session 4
Group B - Sheet C



Game Results

Sheet	Team	LSFE	1	2	3	4	5	6	7	8	Extra Ends	Total
C	CAN - Canada		2	1	5	2	0	1	X	X		11
	TUR - Türkiye	*	0	0	0	0	2	0	X	X		2

CAN - Canada	
4 S	TAO Johnson
3 V	NEUERT Jaedon
2	DAVIES Zach
1	NAUGLER Adam
A	-

TUR - Türkiye	
4 S	ESER Selahattin
3 V	BAYRAMOGLU Mehmet Fatih
2	NERSE Bilal Emre
1	ATMACA Yunus Emre
A	ZENIT Muhammed Taha

Last Stone Draw		Distance
↻	TAO Johnson	37.3cm
↻	NAUGLER Adam	7.8cm
Total		45.1cm

Time remaining: 10 minutes 47 seconds

Last Stone Draw		Distance
↻	ESER Selahattin	5.9cm
↻	NERSE Bilal Emre	19.7cm
Total		25.6cm

Time remaining: 10 minutes 6 seconds

ZENIT MT replaced BAYRAMOGLU MF at the beginning of end 6
Revised line-up: (4 S) ESER S, (3 V) ZENIT MT, (2) NERSE BE, (1) ATMACA YE

Note:
Position and function for each team member:
4 = Fourth, **3** = Third, **2** = Second, **1** = Lead, **A** = Alternate, **S** = Skip, **V** = Vice-Skip

Legend:
↻ Clockwise ↻ Counter-clockwise **LSFE(*)** Last Stone First End
X Unplayed/unfinished end due to concession



Session Results and Standings

Sheet	Team	LSD/LSFE	1	2	3	4	5	6	7	8	Extra Ends	Total
A	DEN - Denmark	241.1cm	0	2	0	2	1	0	2	0		7
	NZL - New Zealand	146.8cm *	1	0	1	0	0	2	0	4		8
B	USA - United States	204.3cm *	0	5	3	0	2	0	X	X		10
	ENG - England	399.2cm	1	0	0	2	0	1	X	X		4
C	KAZ - Kazakhstan	61.2cm *	0	0	0	0	1	0	0	X		1
	AUT - Austria	126.0cm	0	0	0	2	0	0	2	X		4
D	POL - Poland	55.9cm *	0	0	0	0	1	0	1	X		2
	JPN - Japan	86.1cm	2	2	1	4	0	1	0	X		10
F	BRA - Brazil	82.2cm *	0	3	2	2	0	0	0	0	1	8
	HKG - Hong Kong	206.3cm	1	0	0	0	1	1	2	2	0	7

Current Standings

Group A					Group B				
Rank	Team	Games	Wins	Losses	Rank	Team	Games	Wins	Losses
1	AUS - Australia	1	1	0	1	AUT - Austria	1	1	0
1	ESP - Spain	1	1	0	1	JPN - Japan	1	1	0
1	KOR - Korea	1	1	0	1	TUR - Türkiye	1	1	0
1	SWE - Sweden	1	1	0	1	UKR - Ukraine	1	1	0
5	CZE - Czechia	1	0	1	5	CAN - Canada	1	0	1
5	HUN - Hungary	1	0	1	5	POL - Poland	1	0	1
5	ROU - Romania	1	0	1	7	KAZ - Kazakhstan	2	0	2
5	SLO - Slovenia	1	0	1					

Group C				
Rank	Team	Games	Wins	Losses
1	BRA - Brazil	2	2	0
1	USA - United States	2	2	0
3	LAT - Latvia	1	1	0
4	NZL - New Zealand	2	1	1
5	DEN - Denmark	1	0	1
6	ENG - England	2	0	2
6	HKG - Hong Kong	2	0	2

Note:
Under WCF rules, tie-breaking rules for standings are not applied until after the last game of the round robin.

Legend:
LSD Last Stone Draw LSFE(*) Last Stone First End X Unplayed/unfinished end due to concession



Game Results

Sheet	Team	LSFE	1	2	3	4	5	6	7	8	Extra Ends	Total
A	DEN - Denmark		0	2	0	2	1	0	2	0		7
	NZL - New Zealand	*	1	0	1	0	0	2	0	4		8

DEN - Denmark	
4 V	VILANDT Jonathan
3 S	SCHMIDT Jacob
2	QVIST Alexander
1	JURLANDER BOEGE Kasper
A	JENSEN Nikki

NZL - New Zealand	
4 V	BECKER William
3 S	FLANAGAN Sam
2	NEVILL Darcy
1	BURKE Hunter
A	NEVILL Jed

Last Stone Draw		Distance
↻	VILANDT Jonathan	199.6cm
↻	SCHMIDT Jacob	41.5cm
Total		241.1cm

Last Stone Draw		Distance
↻	BURKE Hunter	106.4cm
↻	FLANAGAN Sam	40.4cm
Total		146.8cm

Time remaining: 1 minute 1 second
Time-out: End 6

Time remaining: 1 minute 16 seconds

Note:
Position and function for each team member:
4 = Fourth, **3** = Third, **2** = Second, **1** = Lead, **A** = Alternate, **S** = Skip, **V** = Vice-Skip

Legend:
↻ Clockwise ↻ Counter-clockwise **LSFE(*)** Last Stone First End



WJBCC 2023
Lohja, Finland

THU 14 DEC 2023
Start Time 16:00

World Junior-B Curling Championships 2023
Kisakallio Sports Institute

Men

Round Robin Session 3
Group B - Sheet C



Game Results

Sheet	Team	LSFE	1	2	3	4	5	6	7	8	Extra Ends	Total
C	KAZ - Kazakhstan	*	0	0	0	0	1	0	0	X		1
	AUT - Austria		0	0	0	2	0	0	2	X		4

KAZ - Kazakhstan	
4 S	ALLIYAR Aidos
3	IRJANOV Arman
2 V	TASTEMIR Ibragim
1	SKUPNEVSKIY Georgiy
A	-

AUT - Austria	
4 S	HOFER Matthaeus
3 V	KARG Johann
2	ZOTT David
1	JOECHL Moritz
A	-

Last Stone Draw		Distance
🕒	SKUPNEVSKIY Georgiy	40.7cm
🕒	IRJANOV Arman	20.5cm
Total		61.2cm
Time remaining: 5 minutes 43 seconds		
Time-out: End 7		

Last Stone Draw		Distance
🕒	JOECHL Moritz	32.9cm
🕒	HOFER Matthaeus	93.1cm
Total		126.0cm
Time remaining: 8 minutes 38 seconds		
Time-out: End 7		

Note:
Position and function for each team member:
4 = Fourth, 3 = Third, 2 = Second, 1 = Lead, A = Alternate, S = Skip, V = Vice-Skip

Legend:
🕒 Clockwise 🕒 Counter-clockwise **LSFE(*)** Last Stone First End
X Unplayed/unfinished end due to concession



Game Results

Sheet	Team	LSFE	1	2	3	4	5	6	7	8	Extra Ends	Total
F	BRA - Brazil	*	0	3	2	2	0	0	0	0	1	8
	HKG - Hong Kong		1	0	0	0	1	1	2	2	0	7

BRA - Brazil	
4 S	MELO Vitor
3 V	RODRIGUES Nuno
2	CAMELO Arthur
1	SUHAN Kyron
A	-

HKG - Hong Kong	
4 S	CHENG Ching Nam
3	CHENG Ching Him
2 V	CHENG Ching Kiu
1	LAI Chung Hei Jonas
A	CHUNG Kwan Chak

Last Stone Draw		Distance
↻	MELO Vitor	31.4cm
↻	SUHAN Kyron	50.8cm
Total		82.2cm

Last Stone Draw		Distance
↻	CHENG Ching Kiu	199.6cm
↻	CHENG Ching Him	6.7cm
Total		206.3cm

Time remaining: 3 minutes 7 seconds
0 minutes 15 seconds (after extra end)

Time remaining: 4 minutes 30 seconds
0 minutes 17 seconds (after extra end)

Time-out: End 9

Time-out: End 5; End 9

Note:
Position and function for each team member:
4 = Fourth, **3** = Third, **2** = Second, **1** = Lead, **A** = Alternate, **S** = Skip, **V** = Vice-Skip

Legend:
↻ Clockwise ↻ Counter-clockwise **LSFE(*)** Last Stone First End



Session Results and Standings

Sheet	Team	LSD/LSFE	1	2	3	4	5	6	7	8	Extra Ends	Total
A	CAN - Canada	30.7cm *	0	1	0	1	0	0	1	0		3
	UKR - Ukraine	193.5cm	0	0	2	0	2	1	0	1		6
B	ESP - Spain	96.1cm *	1	4	2	0	3	5	X	X		15
	SLO - Slovenia	175.5cm	0	0	0	1	0	0	X	X		1
C	AUS - Australia	228.6cm *	4	1	0	3	0	0	4	X		12
	ROU - Romania	399.2cm	0	0	2	0	0	1	0	X		3
D	SWE - Sweden	52.7cm *	1	0	1	0	2	0	0	1		5
	CZE - Czechia	213.1cm	0	2	0	1	0	1	0	0		4
F	KOR - Korea	270.8cm *	1	0	0	1	0	0	0	2		4
	HUN - Hungary	344.0cm	0	0	0	0	2	1	0	0		3

Current Standings

Group A					Group B				
Rank	Team	Games	Wins	Losses	Rank	Team	Games	Wins	Losses
1	AUS - Australia	1	1	0	1	TUR - Türkiye	1	1	0
1	ESP - Spain	1	1	0	1	UKR - Ukraine	1	1	0
1	KOR - Korea	1	1	0	3	CAN - Canada	1	0	1
1	SWE - Sweden	1	1	0	3	KAZ - Kazakhstan	1	0	1
5	CZE - Czechia	1	0	1		AUT - Austria	0		
5	HUN - Hungary	1	0	1		JPN - Japan	0		
5	ROU - Romania	1	0	1		POL - Poland	0		
5	SLO - Slovenia	1	0	1					

Group C				
Rank	Team	Games	Wins	Losses
1	BRA - Brazil	1	1	0
1	LAT - Latvia	1	1	0
1	USA - United States	1	1	0
4	ENG - England	1	0	1
4	HKG - Hong Kong	1	0	1
4	NZL - New Zealand	1	0	1
	DEN - Denmark	0		

Note:
Under WCF rules, tie-breaking rules for standings are not applied until after the last game of the round robin.

Legend:
LSD Last Stone Draw **LSFE(*)** Last Stone First End **X** Unplayed/unfinished end due to concession



Game Results

Sheet	Team	LSFE	1	2	3	4	5	6	7	8	Extra Ends	Total
A	CAN - Canada	*	0	1	0	1	0	0	1	0		3
	UKR - Ukraine		0	0	2	0	2	1	0	1		6

CAN - Canada	
4 S	TAO Johnson
3 V	NEUERT Jaedon
2	DAVIES Zach
1	NAUGLER Adam
A	-

UKR - Ukraine	
4 S	NIKOLOV Eduard
3	SHCHUR Yaroslav
2	SUHAK Artem
1 V	KOVAL Vladyslav
A	SHLYK Artem

Last Stone Draw		Distance
↻	DAVIES Zach	2.2cm
↻	TAO Johnson	28.5cm
Total		30.7cm
Time remaining: 0 minutes 44 seconds		
Time-out: End 8		

Last Stone Draw		Distance
↻	NIKOLOV Eduard	27.5cm
↻	SHCHUR Yaroslav	166.0cm
Total		193.5cm
Time remaining: 0 minutes 28 seconds		
Time-out: End 7		

Note:
Position and function for each team member:
4 = Fourth, **3** = Third, **2** = Second, **1** = Lead, **A** = Alternate, **S** = Skip, **V** = Vice-Skip

Legend:
↻ Clockwise ↻ Counter-clockwise **LSFE(*)** Last Stone First End



Game Results

Sheet	Team	LSFE	1	2	3	4	5	6	7	8	Extra Ends	Total
D	SWE - Sweden	*	1	0	1	0	2	0	0	1		5
	CZE - Czechia		0	2	0	1	0	1	0	0		4

SWE - Sweden	
4 S	LANDELIUS Axel
3	PALM Alexander
2 V	MOBERG Olle
1	ALEXANDER Dante
A	NYGREN Vilmer

CZE - Czechia	
4 S	CHABICOVSKY Vit
3 V	BODLAK Ondrej
2	ZDARSKY Krystof
1	SKACHA David
A	MATEJICEK Jakub

Last Stone Draw		Distance
↻	MOBERG Olle	5.7cm
↻	PALM Alexander	47.0cm
Total		52.7cm
Time remaining: 0 minutes 59 seconds		
Time-out: End 7		

Last Stone Draw		Distance
↻	CHABICOVSKY Vit	13.5cm
↻	ZDARSKY Krystof	199.6cm
Total		213.1cm
Time remaining: 1 minute 1 second		
Time-out: End 8		

Note:
Position and function for each team member:
4 = Fourth, **3** = Third, **2** = Second, **1** = Lead, **A** = Alternate, **S** = Skip, **V** = Vice-Skip

Legend:
↻ Clockwise ↻ Counter-clockwise **LSFE(*)** Last Stone First End



Game Results

REVISED
14 DEC 16:13

Sheet	Team	LSFE	1	2	3	4	5	6	7	8	Extra Ends	Total
F	KOR - Korea	*	1	0	0	1	0	0	0	2		4
	HUN - Hungary		0	0	0	0	2	1	0	0		3

KOR - Korea	
4 S	KIM Daehyun
3 V	LEE Woojung
2	PARK Seongmin
1	KWON Juni
A	SHIN Eunjun

HUN - Hungary	
4 S	TATAR Lorinc
3	KARASZ Raul
2 V	SZARVAS Kristof
1	TUSKE Milan
A	-

Last Stone Draw		Distance
↻	LEE Woojung	199.6cm
↻	KWON Juni	71.2cm
Total		270.8cm
Time remaining: 0 minutes 9 seconds		
Time-out: End 6		

Last Stone Draw		Distance
↻	TUSKE Milan	144.4cm
↻	TATAR Lorinc	199.6cm
Total		344.0cm
Time remaining: 0 minutes 30 seconds		
Time-out: End 8		

Note:
Position and function for each team member:
4 = Fourth, 3 = Third, 2 = Second, 1 = Lead, A = Alternate, S = Skip, V = Vice-Skip

Legend:
↻ Clockwise ↻ Counter-clockwise **LSFE(*)** Last Stone First End

REVISED KOR: name spelling for PARK Seongmin has been revised.



Game Results

Sheet	Team	LSFE	1	2	3	4	5	6	7	8	Extra Ends	Total
B	NZL - New Zealand	*	2	0	0	1	0	1	1	0		5
	LAT - Latvia		0	0	2	0	2	0	0	2		6

NZL - New Zealand	
4 V	BECKER William
3 S	FLANAGAN Sam
2	NEVILL Darcy
1	BURKE Hunter
A	NEVILL Jed

LAT - Latvia	
4 S	BUNCIS Roberts Reinis
3 V	ZASS Kristaps
2	SONDORS Toms
1	BARANOVSKIS Aleksandrs
A	SMIRNOVS Deniss

Last Stone Draw		Distance
↻	NEVILL Darcy	58.0cm
↻	BECKER William	87.2cm
Total		145.2cm

Time remaining: 2 minutes 58 seconds

Last Stone Draw		Distance
↻	SONDORS Toms	199.6cm
↻	BUNCIS Roberts Reinis	29.5cm
Total		229.1cm

Time remaining: 0 minutes 25 seconds

Time-out: End 8

Note:
Position and function for each team member:
4 = Fourth, **3** = Third, **2** = Second, **1** = Lead, **A** = Alternate, **S** = Skip, **V** = Vice-Skip

Legend:
↻ Clockwise ↻ Counter-clockwise **LSFE(*)** Last Stone First End



Game Results

Sheet	Team	LSFE	1	2	3	4	5	6	7	8	Extra Ends	Total
E	USA - United States		0	0	5	0	0	1	0	0	2	8
	HKG - Hong Kong	*	0	2	0	1	1	0	1	1	0	6

USA - United States	
4 S	WENDLING Wesley
3 V	BESTLAND Jackson
2	TUMA Kevin
1	ARMSTRONG Jackson
A	HEBERT Caden

HKG - Hong Kong	
4 S	CHENG Ching Nam
3	CHENG Ching Him
2 V	CHENG Ching Kiu
1	LAI Chung Hei Jonas
A	CHUNG Kwan Chak

Last Stone Draw		Distance
↻	TUMA Kevin	33.3cm
↻	WENDLING Wesley	68.5cm
Total		101.8cm

Last Stone Draw		Distance
↻	CHENG Ching Nam	15.9cm
↻	LAI Chung Hei Jonas	31.8cm
Total		47.7cm

Time remaining: 1 minute 18 seconds
1 minute 26 seconds (after extra end)

Time remaining: 0 minutes 29 seconds
0 minutes 18 seconds (after extra end)

Time-out: End 8; End 9

Time-out: End 7; End 9

Note:
Position and function for each team member:
4 = Fourth, **3** = Third, **2** = Second, **1** = Lead, **A** = Alternate, **S** = Skip, **V** = Vice-Skip

Legend:
↻ Clockwise ↻ Counter-clockwise **LSFE(*)** Last Stone First End



Game Results

Sheet	Team	LSFE	1	2	3	4	5	6	7	8	Extra Ends	Total
F	ENG - England	*	2	2	1	0	0	0	1	0		6
	BRA - Brazil		0	0	0	2	2	1	0	3		8

ENG - England	
4 S	HOLCOMBE Benjamin
3 V	MARTIN Toby
2	BRACKPOOL Owen
1	BLAKELEY Isaac
A	MECHEM Robert

BRA - Brazil	
4 S	MELO Vitor
3 V	RODRIGUES Nuno
2	CAMELO Arthur
1	SUHAN Kyron
A	-

Last Stone Draw		Distance
↻	HOLCOMBE Benjamin	42.2cm
↻	BRACKPOOL Owen	14.9cm
Total		57.1cm

Last Stone Draw		Distance
↻	CAMELO Arthur	123.1cm
↻	RODRIGUES Nuno	199.6cm
Total		322.7cm

Time remaining: 0 minutes 56 seconds
Time-out: End 7

Time remaining: 1 minute 49 seconds

Note:
Position and function for each team member:
4 = Fourth, 3 = Third, 2 = Second, 1 = Lead, A = Alternate, S = Skip, V = Vice-Skip

Legend:
↻ Clockwise ↻ Counter-clockwise **LSFE(*)** Last Stone First End



Entry List by Event

REVISED
14 DEC 16:12

As of THU 14 DEC 2023

AUS - Australia		Group A
4 V	BENCE Thomas	R
3 S	RYAN Charlie	R
2	WAYMAN Benjamin	R
1	COLLINS Flynn	L
A	RYAN Bailey	R
C	POWELL Anne	
O	RYAN Melinda	
O	RYAN Bernie	

DEN - Denmark		Group C
4 V	VILANDT Jonathan	R
3 S	SCHMIDT Jacob	R
2	QVIST Alexander	R
1	JURLANDER BOEGE Kasper	R
A	JENSEN Nikki	R
C	VILANDT Lars	
NC	SCHMIDT Ulrik	
O	-	

AUT - Austria		Group B
4 S	HOFER Matthaeus	R
3 V	KARG Johann	R
2	ZOTT David	R
1	JOECHL Moritz	R
A	-	
C	SMITH Greig (SCO)	
NC	SCHROEDER Bjoern (GER)	
O	-	

ENG - England		Group C
4 S	HOLCOMBE Benjamin	R
3 V	MARTIN Toby	R
2	BRACKPOOL Owen	R
1	BLAKELEY Isaac	R
A	MECHEM Robert	R
C	PRICE Felix	
O	-	
O	-	

BRA - Brazil		Group C
4 S	MELO Vitor	R
3 V	RODRIGUES Nuno	R
2	CAMELO Arthur	R
1	SUHAN Kyron	R
A	-	
C	RODRIGUES Marcio	
O	ALVARES CAMELO FILHO Rodrigo	
O	-	

ESP - Spain		Group A
4 S	RAUBERT Aleix	R
3 V	MINGORANCE Ismael	L
2	CARASA Javier	R
1	SAEZ DE OCARIZ Eneko	R
A	GASTO Oriol	R
C	VEZ Alberto	
O	-	
O	-	

CAN - Canada		Group B
4 S	TAO Johnson	R
3 V	NEUERT Jaedon	R
2	DAVIES Zach	L
1	NAUGLER Adam	R
A	-	
C	WILSON Skip	
2C	MORIN Ben	
NC	KREPPS Rob	

HKG - Hong Kong		Group C
4 S	CHENG Ching Nam	R
3	CHENG Ching Him	R
2 V	CHENG Ching Kiu	R
1	LAI Chung Hei Jonas	R
A	CHUNG Kwan Chak	R
C	SEIDL Boris (AUT)	
O	-	
O	-	

CZE - Czechia		Group A
4 S	CHABICOVSKY Vit	R
3 V	BODLAK Ondrej	R
2	ZDARSKY Krystof	R
1	SKACHA David	L
A	MATEJICEK Jakub	R
C	KUBESKA Karel	
NC	SCOFFIN Wade (CAN)	
O	-	

HUN - Hungary		Group A
4 S	TATAR Lorinc	R
3	KARASZ Raul	R
2 V	SZARVAS Kristof	R
1	TUSKE Milan	R
A	-	
C	KISS Zsolt	
O	-	
O	-	



Entry List by Event

REVISED
14 DEC 16:12

As of THU 14 DEC 2023

JPN - Japan		Group B
4 S	AOKI Ryo	R
3	OUCHI Takuto	R
2 V	HAYASHI Rio	R
1	KANAZAWA Naoki	R
A	OUCHI Haruto	R
C	OGASAWARA Ayumi	
O	YADOIWA Takuo	
O	-	

POL - Poland		Group B
4 S	FRYNIA Antoni	R
3 V	MUCHA Kacper	R
2	MOSIOLEK Bartlomiej	R
1	WITKOWSKI Jan	R
A	KOLANO Michal	R
C	SZELIGA-FRYNIA Marta	
O	SZYLLER-WITKOWSKA Marta	
O	-	

KAZ - Kazakhstan		Group B
4 S	ALLIYAR Aidos	R
3	IRJANOV Arman	R
2 V	TASTEMIR Ibragim	R
1	SKUPNEVSKIY Georgiy	R
A	-	
C	ALLIYAROVA Sitara	
O	-	
O	-	

ROU - Romania		Group A
4	POP Tudor	R
3 V	FELECAN Toma Matei	R
2 S	GHERGIE Dan	R
1	MIHALCA Tudor	L
A	VANCEA Catalin	R
C	COLCERIU Bogdan	
O	-	
O	-	

KOR - Korea		Group A
4 S	KIM Daehyun	R
3 V	LEE Woojung	R
2	PARK Seongmin	R
1	KWON Juni	R
A	SHIN Eunjun	R
C	KIM Chigu	
O	MOON Jungsu	
O	-	

SLO - Slovenia		Group A
4 S	ERJAVEC BIZJAK Ernest	R
3 V	KRAPEZ Zan	L
2	MAVRIC Jure	R
1	KELEMINA Bor	L
A	-	
C	KRAPEZ Sasa	
O	-	
O	-	

LAT - Latvia		Group C
4 S	BUNCIS Roberts Reinis	R
3 V	ZASS Kristaps	R
2	SONDORS Toms	R
1	BARANOVSKIS Aleksandrs	R
A	SMIRNOVS Deniss	R
C	VEIDEMANIS Arnis	
O	-	
O	-	

SWE - Sweden		Group A
4 S	LANDELIUS Axel	R
3	PALM Alexander	R
2 V	MOBERG Olle	R
1	ALEXANDER Dante	R
A	NYGREN Vilmer	R
C	GRANBOM Simon	
NC	SJOEBERG Axel	
O	-	

NZL - New Zealand		Group C
4 V	BECKER William	R
3 S	FLANAGAN Sam	R
2	NEVILL Darcy	R
1	BURKE Hunter	R
A	NEVILL Jed	R
C	EDE Nelson	
O	-	
O	-	

TUR - Türkiye		Group B
4 S	ESER Selhattin	R
3 V	BAYRAMOGLU Mehmet Fatih	R
2	NERSE Bilal Emre	R
1	ATMACA Yunus Emre	R
A	ZENIT Muhammed Taha	R
C	CAKIR Bilal Omer	
O	ALA Zafer	
O	-	



Entry List by Event

REVISED
14 DEC 16:12

As of THU 14 DEC 2023

UKR - Ukraine		Group B
4 S	NIKOLOV Eduard	R
3	SHCHUR Yaroslav	R
2	SUHAK Artem	R
1 V	KOVAL Vladyslav	R
A	SHLYK Artem	R
C	LILL Erkki (EST)	
T	LYTVYNENKO Marharyta	
O	KHOKHLOV Illia	

USA - United States		Group C
4 S	WENDLING Wesley	R
3 V	BESTLAND Jackson	R
2	TUMA Kevin	R
1	ARMSTRONG Jackson	R
A	HEBERT Caden	R
C	SWISSHELM Ann	
O	PEPLINSKI Michael	
O	-	

Note:

Position and function for each team member:

4 = Fourth, **3** = Third, **2** = Second, **1** = Lead, **A** = Alternate, **S** = Skip, **V** = Vice-Skip

C = Coach, **2C** = 2nd Team Coach, **NC** = National Coach, **T** = Translator, **O** = Team Official

Legend:

L Left-handed

R Right-handed

REVISED

KOR: name spelling for PARK Seongmin has been revised.



Competition Officials

As of THU 7 DEC 2023

Function	Name	Organisation
WCF President:	WELLING Beau	USA - United States
WCF Head of Competitions & TD:	ROETHLISBERGER Eeva	SUI - Switzerland
Chief Umpire:	GOWER Michele	CAN - Canada
Deputy Chief Umpire:	RIGTORP Jens	SWE - Sweden
Game Umpires:	KLOMB Bart	NED - Netherlands
	OKSANEN Taru	FIN - Finland
	PIMPINI Denise	ITA - Italy
	REIMERTZ Joaquim	SWE - Sweden
	SOLA Fabio	ITA - Italy
Chief Timer:	CACCIVIO Guido	SUI - Switzerland
Deputy Chief Timer:	HUCKLE Anja	GER - Germany
Chief Ice Technician:	CALLAN Mark	SCO - Scotland
Deputy Chief Ice Technician:	MOGLIA Ivan	ITA - Italy

Legend:

TD Technical Delegate



Sports Communication: Increase in promoted teams to World Junior Curling Championships 2024

Following the decision of the Finnish Curling Association to decline their host spot at the World Junior Curling Championships 2024, four women's and four men's teams will now be promoted from the World Junior-B Championships 2023.

Both events are being held in Lohja, Finland. The World Junior-B Championships 2023 are underway and will end on Tuesday 19 December 2023. The World Junior Curling Championships 2024 run from Saturday 17 to Saturday 24 February 2024 in the Kisakallio Sports Institute.