

**GANGWON
2024**



**YOUTH
OLYMPIC
GAMES**

BIATHLON
RESULTS BOOK



**GROW TOGETHER
SHINE FOREVER**

Version History

Version	Date	Created by	Comments
1.0	24 JAN 2024	IOC Results	Initial version

Version 1.0



Competition Schedule

As of FRI 19 JAN 2024

Date	Start Time	Estimated Finish Time	Event
SAT 20 JAN	11:00	12:45	Women's 10km Individual
	14:00	15:50	Men's 12.5km Individual
SUN 21 JAN	11:00	12:15	Single Mixed Relay 6km(W)+7.5km(M)
TUE 23 JAN	10:30	11:55	Men's 7.5km Sprint
	13:30	15:00	Women's 6km Sprint
WED 24 JAN	10:30	12:35	Mixed Relay 4x6km (W+M)

Note:

Please check online for more details and the latest updates.



Competition Format and Rules

As of MON 15 JAN 2024

Youth Olympic Competition Format

There are four individual events and two team events on the Biathlon programme at the Winter Youth Olympic Games Gangwon 2024.

Individual events:

Men's 12.5km Individual

Women's 10km Individual

Men's 7.5km Sprint

Women's 6km Sprint

Team events:

Mixed Relay 4x6km (W+M)

Single Mixed Relay 6km+7.5km (W+M)

All events are single phase events (final only).

Differences between the IBU Junior World Championships and the Winter Youth Olympic Games

Quotas and age categories are different.

The IBU Youth/Junior World Championships take place every year and athletes can qualify from those championships to higher category competitions (e.g. World Cups, World Championships and Olympic Games).

Changes since the Winter Youth Olympic Games Lausanne 2020

None

Sport Rules and Procedures

Event	Distance	Participants	Starting order	Shooting bouts and position	Rounds /bout	Penalties
Individual	Men = 12.5km Women = 10km	Up to four athletes per NOC per event	Interval start, usually 30 sec	Prone, Standing, Prone, Standing	5	45 seconds per missed target
Sprint	Men = 7.5km Women = 6km	Up to two athletes per NOC per event	Interval start, usually 30 sec	Prone, Standing	5	One 150m loop per missed target
Mixed Relay	Women = 2x6km Men = 2x6km	One team per NOC. Each team is composed of two women and two men from the same NOC. Order: W-W- M-M	Simultaneous start	One Prone and one Standing per leg	5 + 3 spare	One 150m loop per missed target



Event	Distance	Participants	Starting order	Shooting bouts and position	Rounds /bout	Penalties
Single Mixed Relay	Women = 6km Men = 7.5km	One team per NOC. Each team is composed of one woman and one man from the same NOC, each of them running twice. Order: W-M-W-M	Simultaneous start	One Prone and one Standing per leg	5 + 3 spare	One 75m loop per missed target

Start Order

The draw may be electronic or manual. For Sprint, the athletes are entered into two groups and drawn separately. An NOC cannot assign more than one competitor per group.

No draw will be made for the relay events and start numbers are assigned based on the Quota Ranking List.

Starting Interval

For Sprint competitions, a 30 second start interval will be used. Simultaneous start is used for the relay events.

Skiing and Shooting

Biathletes ski using the free technique, and then shoot a small-bore rifle (.22 calibre (5.6mm)), alternating between the prone and standing positions. Target size varies depending on the shooting position. In the Individual competitions, the race order of shooting is prone, standing, prone, and standing. In the Sprint and Mixed Relays, athletes shoot twice, first prone then standing. The biathletes take one round at each of the five targets, but have three extra rounds per shooting stage in the Mixed Relay events.

Tie Break Rules

If two or more competitors in a Sprint competition have the same competition time measured to 1/10th of a second, they will be placed in the results list with equal rank (e.g. 1st, 2nd, 2nd, 4th - for the same competition time for second place).

In the Single Mixed Relay and Mixed Relay competitions, a photo-finish decision will be used to break ties. If the photo-finish cannot decide the ranking, athletes remain tied.

Penalties

In the Individual competitions each missed shot adds 45 seconds to the overall time.

In the Sprint and Mixed Relay, each missed shot incurs one 150 metre penalty loop to be skied after each shooting bout.

In the Single Mixed Relay, each missed shot incurs one 75 metre penalty loop to be skied after the shooting is completed.

Protests / Appeals

A protest is considered if it is announced no later than five minutes after the official posting of the unofficial results.

Note:
For further information please consult: www.biathlonworld.com



Competition Officials

As of FRI 19 JAN 2024

Function	Name	Organisation
International Biathlon Union:		
President:	DAHLIN Olle	IBU
Secretary General:	COBB Max	IBU
Race Director:	EIDAM Arne	IBU
Technical Delegate:	ZAHKNA Hillar	IBU
IBU Common Waxing Coordinator:	SZOCS Eموke	IBU
IBU Referees:		
Course:	OLSEN Hans-Peter	IBU
Shooting Range:	CHARRON Erika	IBU
Material Control:	ILIEV Lachezar	IBU
Start/Finish:	TURUNEN Kimmo	IBU
Competition Committee:		
Competition Chief:	SHIN Yongsun	KOR - Republic of Korea
Assistant Competition Chief:	KIM Donghui	KOR - Republic of Korea
Competition Secretary:	YOO Taikwan	KOR - Republic of Korea
Chief of Timing and Results:	KIM Soonbae	KOR - Republic of Korea
Chief of Course:	SIM Beomsun	KOR - Republic of Korea
Chief of Shooting Range:	SON Haekwon	KOR - Republic of Korea
Chief of Stadium:	KIM Kyonghwan	KOR - Republic of Korea


Participation Summary by NOC

As of WED 24 JAN 2024

NOC	Name	Gender	Individual	Sprint	Single Mixed Relay	Mixed Relay
AUS - Australia						
	HARVEY Bridget	F	62	68	-	17 (leg 1)
	McCANN Ava	F	53	56	14 (leg 1,3)	-
	SYDUN-WEST Alessandra	F	81	61	-	17 (leg 2)
	SPARKE Phoenix	M	39	33	14 (leg 2,4)	17 (leg 3)
	WILBY Matthew	M	95	92	-	-
	WOODHOUSE-BEDAK Edward	M	88	84	-	17 (leg 4)
	Women: 3					Men: 3
AUT - Austria						
	FUCHS Lilly	F	58	30	-	7 (leg 2)
	STOLLBERGER Rosaly	F	9	16	12 (leg 1,3)	-
	WOLF Anna-Lena	F	42	44	-	7 (leg 1)
	ZLEPTNIG Ilka	F	75	66	-	-
	GRASBERGER Simon	M	34	42	12 (leg 2,4)	7 (leg 3)
	HECHENBERGER Simon	M	30	72	-	-
	SCHOENAIGNER Matthaeus	M	41	7	-	7 (leg 4)
	STEINER Magnus	M	56	69	-	-
	Women: 4					Men: 4
BIH - Bosnia and Herzegovina						
	LALOVIC Srdjan	M	DNF	71	-	-
	STANOJEVIC Boris	M	75	80	-	-
	Women: 0					Men: 2
BRA - Brazil						
	LOPES da SILVA Mariana	F	93	89	-	-
	Women: 1					Men: 0
BUL - Bulgaria						
	ADZHAMOVA Raya	F	19	67	13 (leg 1,3)	14 (leg 2)
	GEORGIEVA Irina	F	44	35	-	14 (leg 1)
	KLENOVSKA Nikol	F	37	55	-	-
	BELCHINSKI Veselin	M	32	16	-	14 (leg 3)
	DZHORGOV Georgi	M	4	5	13 (leg 2,4)	14 (leg 4)
	NIKOLOV Nikolay	M	46	=10	-	-
	Women: 3					Men: 3
CAN - Canada						
	BARTLETT Julia	F	59	DNS	-	-
	CSONKA Flora	F	33	40	-	6 (leg 1)
	TIRSCHMANN Cheyenne	F	27	24	20 (leg 1,3)	6 (leg 2)
	FERGUSON Dawson	M	70	55	-	-
	HULSHOF Luke	M	5	43	20 (leg 2,4)	6 (leg 3)
	KONOFF Justin	M	44	20	-	6 (leg 4)
	Women: 3					Men: 3
CHI - Chile						
	MERCADO SALCEDO Valentina	F	DNF	94	-	-
	Women: 1					Men: 0
CRO - Croatia						
	PELKO Leona	F	87	80	-	20 (leg 2)
	SOBOL Ema	F	65	36	17 (leg 1,3)	20 (leg 1)
	CRNIC Filip	M	18	24	17 (leg 2,4)	20 (leg 3)
	NAGLIC Matija	M	91	94	-	20 (leg 4)
	Women: 2					Men: 2


Participation Summary by NOC

As of WED 24 JAN 2024

NOC	Name	Gender	Individual	Sprint	Single Mixed Relay	Mixed Relay
CZE - Czechia						
	JANDUROVA Lucie	F	13	33	-	-
	KRIZOVA Valerie	F	16	22	8 (leg 1,3)	-
	MIKOLASOVA Heda	F	4	4	-	3 (leg 1)
	PLECHACOVA Ilona	F	1	5	-	3 (leg 2)
	DUFEK Jan	M	49	=44	-	-
	JELINEK Frantisek	M	37	-	-	-
	KULHANEK Lukas	M	53	18	-	3 (leg 4)
	NEUHAUSER Jakub	M	45	61	8 (leg 2,4)	3 (leg 3)
	Women: 4					Men: 4
DEN - Denmark						
	ROENHEDE Leonora	F	14	19	-	-
	Women: 1					Men: 0
ESP - Spain						
	LANAU ESCOLANO Cristina	F	73	43	26 (leg 1,3)	-
	AZABAL ESTAUN Rodrigo	M	55	53	26 (leg 2,4)	-
	Women: 1					Men: 1
EST - Estonia						
	KAERSNA Kaetrin	F	68	46	-	12 (leg 2)
	SIMBERG Laureen	F	54	53	-	12 (leg 1)
	VEERPALU Anlourdees	F	29	64	7 (leg 1,3)	-
	ORUPOLD Oskar	M	71	66	-	12 (leg 3)
	VAELBE Frederik	M	12	32	7 (leg 2,4)	-
	VARIKOV Daniel	M	DNS	54	-	12 (leg 4)
	Women: 3					Men: 3
FIN - Finland						
	HAKALA Eveliina	F	24	25	15 (leg 1,3)	13 (leg 1)
	KOSKI Hanni	F	49	45	-	-
	KUJALA Erika	F	28	42	-	-
	RANTAKOMI Ilona	F	39	13	-	13 (leg 2)
	KIRJAVAINEN Akseli	M	36	57	15 (leg 2,4)	-
	KOSKINEN Eemil	M	62	36	-	13 (leg 3)
	REMES Arttu	M	66	67	-	-
	SAARINEN Kaapo	M	52	21	-	13 (leg 4)
	Women: 4					Men: 4
FRA - France						
	BUGEAUD Lola	F	20	34	-	-
	DUSSERRE Alice	F	7	17	1 (leg 1,3)	2 (leg 1)
	MORETTI Lena	F	34	28	-	-
	ROGUET Louise	F	10	79	-	2 (leg 2)
	GRATALOUP MANISSOLLE Camille	M	14	4	-	-
	GUY Antonin	M	1	1	1 (leg 2,4)	2 (leg 4)
	GUY Flavio	M	21	3	-	2 (leg 3)
	PIRES Clement	M	11	25	-	-
	Women: 4					Men: 4
GBR - Great Britain						
	CLIFFORD Josie	F	74	71	25 (leg 1,3)	-
	BENSON Graham	M	59	=44	25 (leg 2,4)	-
	SMITH Tom	M	74	40	-	-
	Women: 1					Men: 2


Participation Summary by NOC

As of WED 24 JAN 2024

NOC	Name	Gender	Individual	Sprint	Single Mixed Relay	Mixed Relay
GER - Germany						
	BECK Hanna	F	21	14	-	5 (leg 2)
	DIETERSBERGER Leni	F	15	49	-	-
	DUFFNER Jana	F	48	38	-	-
	KEUDEL Marie	F	2	11	2 (leg 1,3)	5 (leg 1)
	HEDERICH Bjoern	M	7	=10	-	5 (leg 4)
	KUEBLER Korbi	M	9	65	2 (leg 2,4)	-
	TANNHEIMER Lukas	M	43	19	-	5 (leg 3)
	ZURNIEDEN Finn	M	13	31	-	-
	Women: 4					Men: 4
GRE - Greece						
	TSIARKA Maria	F	89	73	-	22 (leg 1)
	TSIATSIOU Lydia	F	92	85	-	22 (leg 2)
	VAIKOU Aikaterini	F	83	84	30 (leg 1,3)	-
	ANASTASIADIS Ioannis	M	85	86	-	22 (leg 3)
	PRODROMIDIS Antonios	M	97	93	-	22 (leg 4)
	ROSENLIS Vasileios	M	86	85	30 (leg 2,4)	-
	Women: 3					Men: 3
HUN - Hungary						
	BOZOKI Laura	F	70	81	24 (leg 1,3)	-
	KUNOS Laszlo	M	89	89	24 (leg 2,4)	-
	Women: 1					Men: 1
ITA - Italy						
	GAUTERO Carlotta	F	8	1	-	1 (leg 2)
	GIORDANO Matilde	F	5	15	-	-
	HUTTER Eva	F	52	32	-	-
	MARIOTTI CAVAGNET Nayeli	F	3	9	5 (leg 1,3)	1 (leg 1)
	BACHER Hannes	M	8	14	5 (leg 2,4)	1 (leg 3)
	CONTOZ Manuel	M	26	46	-	-
	DEVAL Michel	M	29	6	-	1 (leg 4)
	PERTILE Antonio	M	65	52	-	-
	Women: 4					Men: 4
KAZ - Kazakhstan						
	KARABAYEVA Alema	F	36	57	10 (leg 1,3)	11 (leg 1)
	MEZENTSEVA Evelina	F	57	62	-	11 (leg 2)
	VOROBYEVA Mariya	F	82	DNF	-	-
	KHASSENOV Ilyas	M	42	77	10 (leg 2,4)	-
	REDKIN Anton	M	72	17	-	11 (leg 3)
	ZOTOV Kirill	M	23	48	-	11 (leg 4)
	Women: 3					Men: 3
KGZ - Kyrgyzstan						
	SAPARBEKOV Artur	M	87	91	-	-
	Women: 0					Men: 1
KOR - Republic of Korea						
	KIM Hyewon	F	41	47	19 (leg 1,3)	15 (leg 1)
	KIM Minji	F	76	70	-	15 (leg 2)
	LEE Juhee	F	64	92	-	-
	CHO Nadan	M	20	28	19 (leg 2,4)	15 (leg 3)
	HWANG Taeryeong	M	84	59	-	-
	PARK Minyong	M	68	41	-	15 (leg 4)
	Women: 3					Men: 3


Participation Summary by NOC

As of WED 24 JAN 2024

NOC	Name	Gender	Individual	Sprint	Single Mixed Relay	Mixed Relay
LAT - Latvia						
	BLEIDELE Stella	F	80	-	-	-
	KOLNA Keita	F	77	50	-	DNS (leg 1)
	VECKALNINA Madara	F	66	54	23 (leg 1,3)	DNS (leg 2)
	BRESME Olivers	M	67	DNS	-	-
	BRESME Valters	M	64	64	-	DNS (leg 3)
	SNORINS Adrians	M	40	49	23 (leg 2,4)	DNS (leg 4)
	Women: 3		Men: 3			
LTU - Lithuania						
	MINCEVIC Emilija	F	61	60	21 (leg 1,3)	18 (leg 1)
	MOTIEJUNAITE Rusne	F	84	83	-	18 (leg 2)
	PUPELYTE Austeja	F	88	DNS	-	-
	AUGUSTINAVICIUS Juozas	M	33	37	21 (leg 2,4)	18 (leg 3)
	BUCHOVSKIJ Daniel	M	69	73	-	18 (leg 4)
	RAKSTELIS Ignas	M	81	68	-	-
	Women: 3		Men: 3			
MDA - Republic of Moldova						
	RUSU Arina	F	69	75	29 (leg 1,3)	-
	BELEVAC Dinu	M	83	56	29 (leg 2,4)	-
	MAISTROV Vladislav	M	94	90	-	-
	Women: 1		Men: 2			
MGL - Mongolia						
	DEMUUL Nyamsuren	F	90	77	-	21 (leg 2)
	KHASH-ERDENE Erdenetungalag	F	86	78	-	21 (leg 1)
	OLEKSANDROVNA Oyutsolmon	F	94	90	-	-
	BORKHUU Sukhbat	M	76	75	-	21 (leg 3)
	BYAMBADORJ Temuujin	M	80	88	-	-
	TURTOGTOKH Amarsanaa	M	92	78	-	21 (leg 4)
	Women: 3		Men: 3			
MKD - North Macedonia						
	KAJEVSKA Andrijana	F	97	93	-	-
	NAJDENOSKI Blagoja	M	90	83	-	-
	Women: 1		Men: 1			
NOR - Norway						
	FLAA Marie	F	63	26	-	-
	KVELVANE Julie	F	32	6	-	4 (leg 2)
	NORDBOE Eiril	F	6	21	3 (leg 1,3)	-
	TRONRUD Sara	F	50	20	-	4 (leg 1)
	GEBHARDT Ole	M	22	70	-	-
	LEHN Sigurd	M	47	26	-	4 (leg 3)
	ROEYSLAND Tov	M	6	2	-	4 (leg 4)
	VEITSLE Storm	M	2	15	3 (leg 2,4)	-
	Women: 4		Men: 4			
NZL - New Zealand						
	POLLARD Baxter	M	96	95	-	-
	Women: 0		Men: 1			


Participation Summary by NOC

As of WED 24 JAN 2024

NOC	Name	Gender	Individual	Sprint	Single Mixed Relay	Mixed Relay
POL - Poland						
	GASIENICA Gabriela	F	40	63	-	-
	GERMATA Majka	F	25	48	-	10 (leg 1)
	LISZKA Amelia	F	18	41	11 (leg 1,3)	10 (leg 2)
	GALICA Grzegorz	M	17	9	11 (leg 2,4)	10 (leg 4)
	KUSZTAL Igor	M	60	60	-	10 (leg 3)
	SZULCZYNSKI Michal	M	77	DNF	-	-
	Women: 3		Men: 3			
ROU - Romania						
	KELEMEN Szidonia	F	85	74	-	-
	MOROZAN IRINARU Paula	F	91	69	-	19 (leg 2)
	SILLO Krisztina	F	72	31	16 (leg 1,3)	19 (leg 1)
	BARBIERU Dragos	M	38	35	-	19 (leg 4)
	UDVARI Hunor	M	78	87	-	-
	URS Horia	M	25	13	16 (leg 2,4)	19 (leg 3)
	Women: 3		Men: 3			
SLO - Slovenia						
	CASERMAN Manca	F	-	-	-	-
	SEVER Ela	F	31	2	9 (leg 1,3)	16 (leg 1)
	SPITALAR Ajda	F	47	39	-	16 (leg 2)
	EINHAUER Nejc	M	73	50	-	16 (leg 4)
	PILAR Jaka	M	15	27	9 (leg 2,4)	16 (leg 3)
	RUPNIK Gregor	M	DNF	79	-	-
	Women: 3		Men: 3			
SRB - Serbia						
	BRAUN Hanna	F	60	72	22 (leg 1,3)	-
	HODZIC Abdulkerim	M	82	81	22 (leg 2,4)	-
	Women: 1		Men: 1			
SUI - Switzerland						
	BAUMANN Lena	F	46	8	-	DSQ (leg 2)
	KAFKA Molly	F	26	7	4 (leg 1,3)	DSQ (leg 1)
	KISER Eliane	F	43	52	-	-
	TRIPONEZ Maeline	F	38	59	-	-
	BASELGIA Pablo	M	54	39	-	-
	DUMAZ Yanis	M	79	58	-	-
	KUNZ Levin	M	28	22	4 (leg 2,4)	DSQ (leg 4)
	NIEDERHAUSER Bjoern	M	50	34	-	DSQ (leg 3)
	Women: 4		Men: 4			
SVK - Slovakia						
	GARGULAKOVA Alzbeta	F	22	18	27 (leg 1,3)	DSQ (leg 2)
	STECZOVA Veronika	F	30	91	-	-
	STRAKOVA Michaela	F	35	10	-	DSQ (leg 1)
	ADAMOV Michal	M	10	30	-	DSQ (leg 4)
	BELICAJ Sebastian	M	27	29	-	-
	SKLENARIK Markus	M	3	74	27 (leg 2,4)	DSQ (leg 3)
	Women: 3		Men: 3			


Participation Summary by NOC

As of WED 24 JAN 2024

NOC	Name	Gender	Individual	Sprint	Single Mixed Relay	Mixed Relay
SWE - Sweden						
	KARLSSON Anine	F	55	37	-	8 (leg 2)
	NORBERG Nilla	F	79	58	-	-
	RENNERMALM Maya	F	51	29	18 (leg 1,3)	8 (leg 1)
	WERNERSSON Marta	F	67	51	-	-
	GEDDA Olle	M	58	63	-	8 (leg 4)
	MODIGS Anton	M	16	8	18 (leg 2,4)	8 (leg 3)
	OMBLETS Thijn	M	61	82	-	-
	TROFAST Arvid	M	51	DNS	-	-
	Women: 4		Men: 4			
THA - Thailand						
	AUDOMLAP Jariyawadee	F	96	87	-	-
	BUNMANI Parichat	F	98	86	-	-
	NORTHONG Phitchapha	F	95	88	-	-
	NGOEICHAJ Thanakorn	M	93	96	-	-
	Women: 3		Men: 1			
TUR - Türkiye						
	TURK Zulal	F	78	82	-	-
	Women: 1		Men: 0			
UKR - Ukraine						
	KHMIL Alina	F	11	DNS	-	-
	PUTSKO Polina	F	17	3	-	9 (leg 2)
	SHEIHAS Valeriia	F	23	12	-	9 (leg 1)
	SHEVCHENKO Iryna	F	12	23	6 (leg 1,3)	-
	BILANENKO Oleksandr	M	24	12	6 (leg 2,4)	9 (leg 4)
	HOLIK Oleksandr	M	63	76	-	-
	KRIUKOV Dmytro	M	19	51	-	9 (leg 3)
	STEBLYNA Ivan	M	57	47	-	-
	Women: 4		Men: 4			
USA - United States of America						
	CAMPBELL Emily	F	45	76	28 (leg 1,3)	-
	MAYBACH Molly	F	71	27	-	DNF (leg 2)
	TAYLOR Alexandria	F	56	65	-	DNF (leg 1)
	KAM-MAGRUDER Noa	M	48	62	-	DNF (leg 3)
	LOHUIS John	M	35	38	-	DNF (leg 4)
	SOULE Elias	M	31	23	28 (leg 2,4)	-
	Women: 3		Men: 3			
All NOCs:	Women: 100		Men: 100			

Legend:	
-	Information not available
DNF	Did Not Finish
DSQ	Disqualified
M	Male
=	Equal sign indicates that two or more competitors share the same rank
DNS	Did Not Start
F	Female



Medallists by Event

As of WED 24 JAN 2024 at 12:28

AFTER 6 OF 6 EVENTS

Event	Date	Medal	Name	NOC Code
Women's 10km Individual	SAT 20 JAN	GOLD	PLECHACOVA Ilona	CZE
		SILVER	KEUDEL Marie	GER
		BRONZE	MARIOTTI CAVAGNET Nayeli	ITA
Men's 12.5km Individual	SAT 20 JAN	GOLD	GUY Antonin	FRA
		SILVER	VEITSLE Storm	NOR
		BRONZE	SKLENARIK Markus	SVK
Single Mixed Relay 6km(W)+7.5km(M)	SUN 21 JAN	GOLD	DUSSERRE Alice GUY Antonin	FRA
		SILVER	KEUDEL Marie KUEBLER Korbi	GER
		BRONZE	NORDBOE Eiril VEITSLE Storm	NOR
Men's 7.5km Sprint	TUE 23 JAN	GOLD	GUY Antonin	FRA
		SILVER	ROEYSLAND Tov	NOR
		BRONZE	GUY Flavio	FRA
Women's 6km Sprint	TUE 23 JAN	GOLD	GAUTERO Carlotta	ITA
		SILVER	SEVER Ela	SLO
		BRONZE	PUTSKO Polina	UKR
Mixed Relay 4x6km (W+M)	WED 24 JAN	GOLD	GAUTERO Carlotta MARIOTTI CAVAGNET Nayeli BACHER Hannes DEVAL Michel	ITA
		SILVER	DUSSERRE Alice ROGUET Louise GUY Antonin GUY Flavio	FRA
		BRONZE	MIKOLASOVA Heda PLECHACOVA Ilona KULHANEK Lukas NEUHAUSER Jakub	CZE



SAT 20 JAN 2024

Start Time 14:00

End Time 15:35

Final Results - Competition Data Summary

Participation

Number of Entries:	100
Did Not Start:	1
Did Not Finish:	2
Disqualified:	0
Disqualified for unsportsmanlike behaviour:	0
Ranked:	97

Weather Conditions	30 min before Start	At Start Time	30 min after Start	At End Time
Weather	Light snow	Light snow	Light snow	Light snow
Snow Condition	Hard packed variable	Hard packed variable	Hard packed variable	Hard packed variable
Snow Temperature	-1.0°C	-1.0°C	-1.0°C	-1.0°C
Air Temperature	-2.0°C	-2.0°C	-2.0°C	-2.0°C
Humidity	99%	99%	99%	99%
Wind Direction/Speed	NW / 6.0 m/s	NW / 6.0 m/s	NW / 6.0 m/s	NW / 7.0 m/s

Jury Information

IBU Technical Delegate - Chairman	ZAHKNA Hillar (EST)
IBU Referee for Course	OLSEN Hans-Peter (NOR)
Competition Chief	SUN Shin Yong (KOR)
Member	PLAFONI Samantha (ITA)
Member	BRAJDIC Dejan (CRO)

Course Information

5 x 2.5km green

Total Course Length	13010m
Height Difference	36m
Max. Climb	40m
Total Climb	425m

Jury Decisions

Bib 11 HWANG Taeryeong (KOR), time adjustment +2:00.0 (cross-fire) ECR 11.3.3.d

IBU Technical Delegate

ZAHKNA Hillar (EST)

Legend:

ECR Event and Competition Rules NW North-West



SAT 20 JAN 2024

Start Time 14:00

End Time 15:35

Results

Rank	Bib	Name	NOC Code	Ski Time	P	S	P	S	T	Result	Behind
1	89	GUY Antonin	FRA	39:30.2	1	1	0	1	3	41:45.2	0.0
2	25	VEITSLE Storm	NOR	40:10.5	2	0	1	0	3	42:25.5	+40.3
3	58	SKLENARIK Markus	SVK	42:16.5	1	0	0	0	1	43:01.5	+1:16.3
4	55	DZHORGOV Georgi	BUL	41:27.6	1	1	1	0	3	43:42.6	+1:57.4
5	59	HULSHOF Luke	CAN	42:18.0	0	0	0	2	2	43:48.0	+2:02.8
6	91	ROEYSLAND Tov	NOR	40:51.8	0	1	1	2	4	43:51.8	+2:06.6
7	33	HEDERICH Bjoern	GER	41:41.1	0	1	0	2	3	43:56.1	+2:10.9
8	3	BACHER Hannes	ITA	38:44.1	2	3	1	1	7	43:59.1	+2:13.9
9	49	KUEBLER Korbi	GER	40:28.5	0	0	3	2	5	44:13.5	+2:28.3
10	22	ADAMOV Michal	SVK	39:43.6	0	3	0	3	6	44:13.6	+2:28.4
11	97	PIRES Clement	FRA	40:29.4	3	0	2	0	5	44:14.4	+2:29.2
12	2	VAELBE Frederik	EST	42:51.0	1	1	0	0	2	44:21.0	+2:35.8
13	90	ZURNIEDEN Finn	GER	41:39.8	1	2	0	1	4	44:39.8	+2:54.6
14	41	GRATALOUP MANISSOLLE Camille	FRA	39:34.1	0	2	2	3	7	44:49.1	+3:03.9
15	30	PILAR Jaka	SLO	41:52.1	2	0	2	0	4	44:52.1	+3:06.9
16	61	MODIGS Anton	SWE	42:46.6	1	0	0	2	3	45:01.6	+3:16.4
17	64	GALICA Grzegorz	POL	39:30.8	2	1	2	3	8	45:30.8	+3:45.6
18	1	CRNIC Filip	CRO	41:04.9	1	1	1	3	6	45:34.9	+3:49.7
19	12	KRIUKOV Dmytro	UKR	42:36.6	1	0	2	1	4	45:36.6	+3:51.4
20	63	CHO Nadan	KOR	44:10.3	1	0	1	0	2	45:40.3	+3:55.1
21	19	GUY Flavio	FRA	39:03.4	2	2	1	4	9	45:48.4	+4:03.2
22	40	GEBHARDT Ole	NOR	41:24.4	1	0	3	2	6	45:54.4	+4:09.2
23	80	ZOTOV Kirill	KAZ	43:40.0	1	1	0	1	3	45:55.0	+4:09.8
24	37	BILANENKO Oleksandr	UKR	41:38.0	2	1	1	2	6	46:08.0	+4:22.8
25	23	URS Horia	ROU	42:26.2	0	3	0	2	5	46:11.2	+4:26.0
26	86	CONTOZ Manuel	ITA	41:55.5	2	3	1	0	6	46:25.5	+4:40.3
27	69	BELICAJ Sebastian	SVK	43:37.2	0	3	1	0	4	46:37.2	+4:52.0
28	78	KUNZ Levin	SUI	42:17.0	2	3	1	0	6	46:47.0	+5:01.8
29	44	DEVAL Michel	ITA	42:20.2	1	3	1	1	6	46:50.2	+5:05.0
30	72	HECHENBERGER Simon	AUT	44:04.5	0	1	2	1	4	47:04.5	+5:19.3
31	47	SOULE Elias	USA	43:38.7	0	0	2	3	5	47:23.7	+5:38.5
32	77	BELCHINSKI Veselin	BUL	43:01.4	2	2	1	1	6	47:31.4	+5:46.2
33	10	AUGUSTINAVICIUS Juozas	LTU	43:55.9	1	1	2	1	5	47:40.9	+5:55.7
34	6	GRASBERGER Simon	AUT	42:30.6	1	3	0	3	7	47:45.6	+6:00.4
35	68	LOHUIS John	USA	43:25.6	2	3	0	1	6	47:55.6	+6:10.4
36	24	KIRJAVAINEN Akseli	FIN	43:29.5	0	3	0	3	6	47:59.5	+6:14.3
37	4	JELINEK Frantisek	CZE	43:31.4	0	2	2	2	6	48:01.4	+6:16.2
38	62	BARBIERU Dragos	ROU	42:53.3	2	1	1	3	7	48:08.3	+6:23.1
39	54	SPARKE Phoenix	AUS	42:13.5	0	3	3	2	8	48:13.5	+6:28.3
40	34	SNORINS Adrians	LAT	43:44.9	2	1	1	2	6	48:14.9	+6:29.7
41	96	SCHOENIGNER Matthaeus	AUT	41:31.1	4	2	2	1	9	48:16.1	+6:30.9
42	17	KHASSENOV Ilyas	KAZ	43:04.7	2	0	1	4	7	48:19.7	+6:34.5
43	70	TANNHEIMER Lukas	GER	42:25.4	1	1	4	2	8	48:25.4	+6:40.2
44	28	KONOFF Justin	CAN	43:11.3	0	2	3	2	7	48:26.3	+6:41.1
45	48	NEUHAUSER Jakob	CZE	43:15.4	1	2	1	3	7	48:30.4	+6:45.2
46	20	NIKOLOV Nikolay	BUL	41:47.2	3	4	1	1	9	48:32.2	+6:47.0
47	74	LEHN Sigurd	NOR	41:53.9	1	4	0	4	9	48:38.9	+6:53.7
48	7	KAM-MAGRUDER Noa	USA	43:24.1	1	2	1	3	7	48:39.1	+6:53.9
49	95	DUFEK Jan	CZE	43:28.9	3	2	2	0	7	48:43.9	+6:58.7
50	53	NIEDERHAUSER Bjoern	SUI	44:15.4	1	2	0	3	6	48:45.4	+7:00.2
51	99	TROFAST Arvid	SWE	42:58.4	0	4	2	2	8	48:58.4	+7:13.2
52	52	SAARINEN Kaapo	FIN	44:29.4	2	3	0	1	6	48:59.4	+7:14.2
53	67	KULHANEK Lukas	CZE	42:18.2	0	5	0	4	9	49:03.2	+7:18.0
54	94	BASELGLIA Pablo	SUI	43:57.8	1	2	4	0	7	49:12.8	+7:27.6
55	39	AZABAL ESTAUN Rodrigo	ESP	41:16.8	3	3	1	4	11	49:31.8	+7:46.6
56	45	STEINER Magnus	AUT	42:52.9	1	2	3	3	9	49:37.9	+7:52.7
57	79	STEBLYNA Ivan	UKR	43:49.2	3	3	2	0	8	49:49.2	+8:04.0
58	16	GEDDA Olle	SWE	42:32.1	0	4	3	3	10	50:02.1	+8:16.9
59	13	BENSON Graham	GBR	44:52.8	3	0	3	1	7	50:07.8	+8:22.6
60	65	KUSZTAL Igor	POL	45:38.8	3	0	1	2	6	50:08.8	+8:23.6
61	71	OMBLETS Thijn	SWE	45:41.6	1	2	1	2	6	50:11.6	+8:26.4
62	92	KOSKINEN Eemil	FIN	43:29.0	3	3	2	1	9	50:14.0	+8:28.8
63	98	HOLIK Oleksandr	UKR	45:48.2	0	1	3	2	6	50:18.2	+8:33.0



SAT 20 JAN 2024

Start Time 14:00

End Time 15:35


Results

Rank	Bib	Name	NOC Code	Ski Time	P	S	P	S	T	Result	Behind
64	75	BRESME Valters	LAT	44:39.8	2	2	4	0	8	50:39.8	+8:54.6
65	100	PERTILE Antonio	ITA	44:48.1	1	0	2	5	8	50:48.1	+9:02.9
66	85	REMES Arttu	FIN	43:35.3	3	2	2	3	10	51:05.3	+9:20.1
67	27	BRESME Olivers	LAT	44:42.8	2	2	3	2	9	51:27.8	+9:42.6
68	87	PARK Minyong	KOR	45:37.9	2	1	1	4	8	51:37.9	+9:52.7
69	35	BUCHOVSKIJ Daniel	LTU	44:53.7	2	3	2	2	9	51:38.7	+9:53.5
70	73	FERGUSON Dawson	CAN	46:36.6	3	1	1	2	7	51:51.6	+10:06.4
71	81	ORUPOLD Oskar	EST	45:08.3	1	5	3	0	9	51:53.3	+10:08.1
72	51	REDKIN Anton	KAZ	45:15.3	3	3	0	3	9	52:00.3	+10:15.1
73	83	EINHAUER Nejc	SLO	45:30.6	4	1	2	2	9	52:15.6	+10:30.4
74	43	SMITH Tom	GBR	44:07.5	4	3	1	3	11	52:22.5	+10:37.3
75	31	STANOJEVIC Boris	BIH	45:02.2	2	3	3	2	10	52:32.2	+10:47.0
76	9	BORKHUU Sukhbat	MGL	44:25.1	2	2	4	3	11	52:40.1	+10:54.9
77	93	SZULCZYNSKI Michal	POL	48:13.3	1	1	1	3	6	52:43.3	+10:58.1
78	84	UDVARI Hunor	ROU	48:58.9	0	2	1	2	5	52:43.9	+10:58.7
79	26	DUMAZ Yanis	SUI	44:12.0	3	3	3	3	12	53:12.0	+11:26.8
80	36	BYAMBADORJ Temuujin	MGL	49:02.3	0	2	2	2	6	53:32.3	+11:47.1
81	88	RAKSTELIS Ignas	LTU	48:20.1	2	3	1	1	7	53:35.1	+11:49.9
82	21	HODZIC Abdulkerim	SRB	48:05.0	3	0	3	2	8	54:05.0	+12:19.8
83	8	BELEVAC Dinu	MDA	48:22.9	4	1	1	2	8	54:22.9	+12:37.7
84	11	HWANG Taeryeong	KOR	48:35.2	1	2	1	4	8	54:35.2	+12:50.0
85	38	ANASTASIADIS Ioannis	GRE	48:49.9	2	3	1	3	9	55:34.9	+13:49.7
86	15	ROSENLIS Vasileios	GRE	48:58.9	1	3	4	1	9	55:43.9	+13:58.7
87	5	SAPARBEKOV Artur	KGZ	48:59.1	2	2	4	1	9	55:44.1	+13:58.9
88	18	WOODHOUSE-BEDAK Edward	AUS	46:54.2	4	3	2	3	12	55:54.2	+14:09.0
89	29	KUNOS Laszlo	HUN	50:27.9	3	1	1	3	8	56:27.9	+14:42.7
90	14	NAJDENOSKI Blagoja	MKD	49:54.5	2	2	4	1	9	56:39.5	+14:54.3
91	42	NAGLIC Matija	CRO	51:31.1	1	4	1	1	7	56:46.1	+15:00.9
92	76	TURTOGTOKH Amarsanaa	MGL	49:45.8	5	2	2	1	10	57:15.8	+15:30.6
93	32	NGOEICHAJ Thanakorn	THA	49:17.6	3	3	3	2	11	57:32.6	+15:47.4
94	60	MAISTROV Vladislav	MDA	53:25.7	3	2	1	1	7	58:40.7	+16:55.5
95	82	WILBY Matthew	AUS	54:16.2	2	2	1	1	6	58:46.2	+17:01.0
96	57	POLLARD Baxter	NZL	53:01.7	4	5	3	4	16	1:05:01.7	+23:16.5
97	66	PRODRONIDIS Antonios	GRE	57:13.2	4	3	3	4	14	1:07:43.2	+25:58.0

Jury decisions
Time adjustment

84	11	HWANG Taeryeong	KOR	+2:00.0	ECR 11.3.3.d
----	----	-----------------	-----	---------	--------------

Did Not Finish

46	RUPNIK Gregor	SLO	3	3	5
56	LALOVIC Srdjan	BIH	0	2	

Did Not Start

50	VARIKOV Daniel	EST
----	----------------	-----

Legend:

ECR	Event and Competition Rules	P	Prone	S	Standing	T	Total penalties
-----	-----------------------------	---	-------	---	----------	---	-----------------



SAT 20 JAN 2024

Start Time 11:00

End Time 12:30

Final Results - Competition Data Summary

Participation

Number of Entries:	99
Did Not Start:	1
Did Not Finish:	0
Disqualified:	0
Disqualified for unsportsmanlike behaviour:	0
Ranked:	98

Weather Conditions	30 min before Start	At Start Time	30 min after Start	At End Time
Weather	Light snow	Light snow	Light snow	Light snow
Snow Condition	Hard packed variable	Hard packed variable	Hard packed variable	Hard packed variable
Snow Temperature	-1.0°C	-1.0°C	-1.0°C	-1.0°C
Air Temperature	-3.0°C	-3.0°C	-3.0°C	-2.0°C
Humidity	98%	98%	98%	99%
Wind Direction/Speed	NW / 6.0 m/s	NW / 6.0 m/s	NW / 6.0 m/s	NW / 6.0 m/s

Jury Information

IBU Technical Delegate - Chairman	ZAHKNA Hillar (EST)
IBU Referee for Course	OLSEN Hans-Peter (NOR)
Competition Chief	SUN Shin Yong (KOR)
Member	BRETON Claire (FRA)
Member	GRAF Florian (GER)

Course Information

5 x 2km red

Total Course Length	10265m
Height Difference	36m
Max. Climb	40m
Total Climb	260m

Jury Decisions

Bib 33 BUNMANI Parichat (THA), time adjustment +2:00.0 (round not fired) ECR 11.3.3.b
 Bib 33 BUNMANI Parichat (THA), time adjustment +8:00.0 (round not fired) ECR 11.3.3.b
 Bib 33 BUNMANI Parichat (THA), time adjustment +10:00.0 (round not fired) ECR 11.3.3.b
 Bib 66 NORTHONG Phitchapha (THA), time adjustment +2:00.0 (round not fired) ECR 11.3.3.b

IBU Technical Delegate

ZAHKNA Hillar (EST)

Legend:

ECR Event and Competition Rules NW North-West



SAT 20 JAN 2024

Start Time 11:00

End Time 12:30

Results

Rank	Bib	Name	NOC Code	Ski Time	P	S	P	S	T	Result	Behind
1	34	PLECHACOVA Ilona	CZE	36:18.4	0	1	0	0	1	37:03.4	0.0
2	46	KEUDEL Marie	GER	36:43.1	0	0	1	1	2	38:13.1	+1:09.7
3	61	MARIOTTI CAVAGNET Nayeli	ITA	36:08.0	0	1	1	1	3	38:23.0	+1:19.6
4	87	MIKOLASOVA Heda	CZE	35:23.8	1	2	1	0	4	38:23.8	+1:20.4
5	68	GIORDANO Matilde	ITA	36:25.0	2	0	1	0	3	38:40.0	+1:36.6
6	43	NORDBOE Eiril	NOR	36:25.1	1	0	1	1	3	38:40.1	+1:36.7
7	75	DUSSERRE Alice	FRA	36:54.5	2	1	0	0	3	39:09.5	+2:06.1
8	16	GAUTERO Carlotta	ITA	36:11.8	0	1	1	2	4	39:11.8	+2:08.4
9	60	STOLLBERGER Rosaly	AUT	38:01.9	0	1	1	0	2	39:31.9	+2:28.5
10	54	ROGUET Louise	FRA	36:37.6	0	3	0	1	4	39:37.6	+2:34.2
11	94	KHMIL Alina	UKR	38:36.4	0	2	0	0	2	40:06.4	+3:03.0
12	39	SHEVCHENKO Iryna	UKR	38:20.9	0	2	0	1	3	40:35.9	+3:32.5
13	89	JANDUROVA Lucie	CZE	38:22.9	1	0	0	2	3	40:37.9	+3:34.5
14	15	ROENHEDE Leonora	DEN	38:26.3	0	3	0	0	3	40:41.3	+3:37.9
15	23	DIETERSBERGER Leni	GER	38:30.0	1	0	0	2	3	40:45.0	+3:41.6
16	24	KRIZOVA Valerie	CZE	37:05.6	1	0	2	2	5	40:50.6	+3:47.2
17	27	PUTSKO Polina	UKR	37:56.4	1	1	0	2	4	40:56.4	+3:53.0
18	64	LISZKA Amelia	POL	38:04.1	1	0	1	2	4	41:04.1	+4:00.7
19	35	ADZHAMOVA Raya	BUL	38:49.6	0	0	1	2	3	41:04.6	+4:01.2
20	90	BUGEAUD Lola	FRA	36:38.3	0	2	1	3	6	41:08.3	+4:04.9
21	80	BECK Hanna	GER	37:42.4	1	2	0	2	5	41:27.4	+4:24.0
22	71	GARGULAKOVA Alzbeta	SVK	36:44.6	2	1	1	3	7	41:59.6	+4:56.2
23	85	SHEIHAS Valeriia	UKR	39:09.8	0	2	1	1	4	42:09.8	+5:06.4
24	20	HAKALA Eveliina	FIN	38:00.8	0	3	0	3	6	42:30.8	+5:27.4
25	53	GERMATA Majka	POL	38:46.7	0	1	0	4	5	42:31.7	+5:28.3
26	56	KAFKA Molly	SUI	38:12.5	1	2	1	2	6	42:42.5	+5:39.1
27	62	TIRSCHMANN Cheyenne	CAN	39:03.4	1	2	1	1	5	42:48.4	+5:45.0
28	77	KUJALA Erika	FIN	38:19.8	0	3	1	2	6	42:49.8	+5:46.4
29	44	VEERPALU Anlourdees	EST	38:23.1	1	0	3	2	6	42:53.1	+5:49.7
30	36	STECZOVA Veronika	SVK	42:13.8	0	0	0	1	1	42:58.8	+5:55.4
31	37	SEVER Ela	SLO	36:14.6	3	3	1	2	9	42:59.6	+5:56.2
32	10	KVELVANE Julie	NOR	36:27.1	3	3	3	0	9	43:12.1	+6:08.7
33	67	CSONKA Flora	CAN	40:16.4	0	1	2	1	4	43:16.4	+6:13.0
34	28	MORETTI Lena	FRA	38:05.6	3	1	2	1	7	43:20.6	+6:17.2
35	17	STRAKOVA Michaela	SVK	38:11.9	2	0	4	1	7	43:26.9	+6:23.5
36	1	KARABAYEVA Alema	KAZ	40:27.3	1	0	1	2	4	43:27.3	+6:23.9
37	25	KLENOVSKA Nikol	BUL	40:41.7	0	1	1	2	4	43:41.7	+6:38.3
38	91	TRIPONEZ Maeline	SUI	41:27.9	0	1	1	1	3	43:42.9	+6:39.5
39	99	RANTAKOMI Ilona	FIN	40:01.1	1	2	0	2	5	43:46.1	+6:42.7
40	92	GASIENICA Gabriela	POL	40:47.6	2	1	0	1	4	43:47.6	+6:44.2
41	7	KIM Hyewon	KOR	41:34.1	1	1	0	1	3	43:49.1	+6:45.7
42	12	WOLF Anna-Lena	AUT	39:19.2	1	1	1	3	6	43:49.2	+6:45.8
43	19	KISER Eliane	SUI	40:49.6	1	1	1	1	4	43:49.6	+6:46.2
44	86	GEORGIEVA Irina	BUL	39:29.3	2	2	1	1	6	43:59.3	+6:55.9
45	6	CAMPBELL Emily	USA	42:40.0	1	0	1	0	2	44:10.0	+7:06.6
46	84	BAUMANN Lena	SUI	39:01.4	1	5	1	0	7	44:16.4	+7:13.0
47	63	SPITALAR Ajda	SLO	40:39.1	0	1	2	2	5	44:24.1	+7:20.7
48	97	DUFFNER Jana	GER	38:24.4	0	3	1	4	8	44:24.4	+7:21.0
49	40	KOSKI Hanni	FIN	39:10.4	2	4	1	0	7	44:25.4	+7:22.0
50	96	TRONRUD Sara	NOR	38:29.5	2	1	1	4	8	44:29.5	+7:26.1
51	88	RENNERMALM Maya	SWE	42:18.3	0	1	1	1	3	44:33.3	+7:29.9
52	98	HUTTER Eva	ITA	39:19.3	3	1	1	2	7	44:34.3	+7:30.9
53	76	McCANN Ava	AUS	40:13.0	0	2	2	2	6	44:43.0	+7:39.6
54	70	SIMBERG Laureen	EST	41:43.9	1	0	1	2	4	44:43.9	+7:40.5
55	29	KARLSSON Anine	SWE	41:09.1	2	0	2	1	5	44:54.1	+7:50.7
56	59	TAYLOR Alexandria	USA	40:24.7	0	3	1	2	6	44:54.7	+7:51.3
57	58	MEZENTSEVA Evelina	KAZ	39:00.3	3	2	2	1	8	45:00.3	+7:56.9
58	95	FUCHS Lilly	AUT	41:33.2	1	3	0	1	5	45:18.2	+8:14.8
59	4	BARTLETT Julia	CAN	40:06.8	2	2	2	1	7	45:21.8	+8:18.4
60	49	BRAUN Hanna	SRB	41:43.2	1	2	1	1	5	45:28.2	+8:24.8
61	2	MINCEVIC Emilija	LTU	42:56.9	3	1	0	0	4	45:56.9	+8:53.5
62	47	HARVEY Bridget	AUS	40:51.2	1	2	2	2	7	46:06.2	+9:02.8
63	72	FLAA Marie	NOR	39:44.5	2	3	1	3	9	46:29.5	+9:26.1



SAT 20 JAN 2024

Start Time 11:00

End Time 12:30


Results

Rank	Bib	Name	NOC Code	Ski Time	P	S	P	S	T	Result	Behind
64	74	LEE Juhee	KOR	43:30.5	0	3	0	1	4	46:30.5	+9:27.1
65	31	SOBOL Ema	CRO	40:31.7	2	2	2	2	8	46:31.7	+9:28.3
66	57	VECKALNINA Madara	LAT	43:02.1	2	1	2	0	5	46:47.1	+9:43.7
67	93	WERNERSSON Marta	SWE	43:49.9	2	2	0	0	4	46:49.9	+9:46.5
68	21	KAERSNA Kaetrin	EST	40:57.3	2	3	0	3	8	46:57.3	+9:53.9
69	26	RUSU Arina	MDA	43:23.8	2	1	0	2	5	47:08.8	+10:05.4
70	32	BOZOKI Laura	HUN	44:14.2	1	0	2	1	4	47:14.2	+10:10.8
71	78	MAYBACH Molly	USA	41:22.5	2	3	0	3	8	47:22.5	+10:19.1
72	69	SILLO Krisztina	ROU	42:14.1	2	2	1	2	7	47:29.1	+10:25.7
73	48	LANAU ESCOLANO Cristina	ESP	40:45.5	1	3	3	2	9	47:30.5	+10:27.1
74	13	CLIFFORD Josie	GBR	41:44.1	3	1	1	3	8	47:44.1	+10:40.7
75	79	ZLEPTNIG Ilka	AUT	42:32.6	0	3	2	2	7	47:47.6	+10:44.2
76	45	KIM Minji	KOR	41:11.3	2	3	2	2	9	47:56.3	+10:52.9
77	22	KOLNA Keita	LAT	44:26.8	1	2	0	2	5	48:11.8	+11:08.4
78	9	TURK Zulal	TUR	44:36.7	1	1	2	1	5	48:21.7	+11:18.3
79	55	NORBERG Nilla	SWE	40:55.5	3	4	2	1	10	48:25.5	+11:22.1
80	81	BLEIDELE Stella	LAT	45:43.5	2	1	0	1	4	48:43.5	+11:40.1
81	3	SYDUN-WEST Alessandra	AUS	43:17.7	2	2	1	3	8	49:17.7	+12:14.3
82	83	VOROBYEVA Mariya	KAZ	42:33.4	2	2	2	3	9	49:18.4	+12:15.0
83	38	VAIKOU Aikaterini	GRE	45:45.4	1	2	2	1	6	50:15.4	+13:12.0
84	52	MOTIEJUNAITE Rusne	LTU	44:32.5	2	3	1	3	9	51:17.5	+14:14.1
85	42	KELEMEN Szidonia	ROU	42:01.2	4	3	4	2	13	51:46.2	+14:42.8
86	30	KHASH-ERDENE Erdenetungalag	MGL	44:44.9	3	2	2	3	10	52:14.9	+15:11.5
87	51	PELKO Leona	CRO	48:15.8	0	2	1	4	7	53:30.8	+16:27.4
88	65	PUPELYTE Austeja	LTU	50:36.6	0	3	2	1	6	55:06.6	+18:03.2
89	8	TSIARKA Maria	GRE	45:27.1	3	3	4	3	13	55:12.1	+18:08.7
90	50	DEMUUL Nyamsuren	MGL	47:50.4	3	1	4	2	10	55:20.4	+18:17.0
91	5	MOROZAN IRINARU Paula	ROU	50:08.5	5	0	0	3	8	56:08.5	+19:05.1
92	82	TSIATSIOU Lydia	GRE	49:14.1	1	4	3	2	10	56:44.1	+19:40.7
93	41	LOPES da SILVA Mariana	BRA	53:43.8	2	2	2	2	8	59:43.8	+22:40.4
94	73	OLEKSANDROVNA Oyutsolmon	MGL	53:03.7	3	2	4	1	10	1:00:33.7	+23:30.3
95	66	NORTHONG Phitchapha	THA	52:45.3	3	3	3	4	13	1:02:30.3	+25:26.9
96	11	AUDOMLAP Jariyawadee	THA	52:34.0	4	4	4	5	17	1:05:19.0	+28:15.6
97	14	KAJEVSKA Andrijana	MKD	1:00:34.2	3	3	4	2	12	1:09:34.2	+32:30.8
98	33	BUNMANI Parichat	THA	1:13:10.1	5	5	5	5	20	1:28:10.1	+51:06.7

Jury decisions
Time adjustment

95	66	NORTHONG Phitchapha	THA	+2:00.0	ECR 11.3.3.b
98	33	BUNMANI Parichat	THA	+2:00.0	ECR 11.3.3.b
98	33	BUNMANI Parichat	THA	+8:00.0	ECR 11.3.3.b
98	33	BUNMANI Parichat	THA	+10:00.0	ECR 11.3.3.b

Did Not Start

18 MERCADO SALCEDO Valentina CHI

Legend:	ECR	Event and Competition Rules	P	Prone	S	Standing	T	Total penalties
---------	-----	-----------------------------	---	-------	---	----------	---	-----------------



TUE 23 JAN 2024

Start Time 10:30

End Time 11:46

Final Results - Competition Data Summary

Participation

Number of Entries:	99
Did Not Start:	2
Did Not Finish:	1
Disqualified:	0
Disqualified for unsportsmanlike behaviour:	0
Ranked:	96

Weather Conditions	30 min before Start	At Start Time	30 min after Start	At End Time
Weather	Sunny	Sunny	Sunny	Sunny
Snow Condition	Hard packed variable	Hard packed variable	Hard packed variable	Hard packed variable
Snow Temperature	-4.0°C	-4.0°C	-4.0°C	-4.0°C
Air Temperature	-16.0°C	-16.0°C	-15.0°C	-15.0°C
Humidity	55%	55%	50%	50%
Wind Direction/Speed	WNW / 4.0 m/s	WNW / 4.0 m/s	WNW / 5.0 m/s	WNW / 5.0 m/s

Jury Information

IBU Technical Delegate - Chairman	ZAHKNA Hillar (EST)
IBU Referee for Course	OLSEN Hans-Peter (NOR)
Competition Chief	SUN Shin Yong (KOR)
Member	PLAFONI Samantha (ITA)
Member	BRAJDIC Dejan (CRO)

Course Information

3 x 2.5km green

Total Course Length	7598m
Height Difference	36m
Max. Climb	40m
Total Climb	255m

Jury Decisions

Bib 24 STANOJEVIC Boris (BIH), time adjustment +2:00.0 (cross-fire) ECR 11.3.3.d
 Bib 27 NGOEICHAJ Thanakorn (THA), time adjustment +4:00.0 (penalty loop not done) ECR 11.3.3.a
 Bib 27 NGOEICHAJ Thanakorn (THA), time adjustment +2:00.0 (cross-fire) ECR 11.3.3.d

IBU Technical Delegate

ZAHKNA Hillar (EST)

Legend:

ECR Event and Competition Rules WNW West-North-West



Results

Rank	Bib	Name	NOC Code	P	S	T	Result	Behind
1	41	GUY Antonin	FRA	0	1	1	20:57.7	0.0
2	43	ROEYSLAND Tov	NOR	0	1	1	21:29.5	+31.8
3	94	GUY Flavio	FRA	3	1	4	21:55.2	+57.5
4	80	GRATALOUP MANISSOLLE Camille	FRA	1	1	2	21:59.5	+1:01.8
5	36	DZHORGOV Georgi	BUL	0	1	1	22:10.8	+1:13.1
6	84	DEVAL Michel	ITA	0	0	0	22:12.9	+1:15.2
7	85	SCHOENAIKNER Matthaeus	AUT	1	2	3	22:30.9	+1:33.2
8	87	MODIGS Anton	SWE	2	0	2	22:32.3	+1:34.6
9	10	GALICA Grzegorz	POL	1	3	4	22:37.1	+1:39.4
10	45	HEDERICH Bjoern	GER	1	1	2	22:40.9	+1:43.2
10	74	NIKOLOV Nikolay	BUL	2	0	2	22:40.9	+1:43.2
12	7	BILANENKO Oleksandr	UKR	1	2	3	22:41.9	+1:44.2
13	4	URS Horia	ROU	0	1	1	22:49.8	+1:52.1
14	19	BACHER Hannes	ITA	3	3	6	23:00.8	+2:03.1
15	25	VEITSLE Storm	NOR	2	1	3	23:03.3	+2:05.6
16	2	BELCHINSKI Veselin	BUL	1	1	2	23:09.1	+2:11.4
17	75	REDKIN Anton	KAZ	1	0	1	23:16.2	+2:18.5
18	81	KULHANEK Lukas	CZE	1	1	2	23:17.0	+2:19.3
19	12	TANNHEIMER Lukas	GER	2	2	4	23:20.0	+2:22.3
20	70	KONOFF Justin	CAN	1	2	3	23:22.4	+2:24.7
21	39	SAARINEN Kaapo	FIN	3	0	3	23:23.7	+2:26.0
22	51	KUNZ Levin	SUI	1	2	3	23:31.2	+2:33.5
23	46	SOULE Elias	USA	2	3	5	23:33.2	+2:35.5
24	20	CRNIC Filip	CRO	1	3	4	23:33.8	+2:36.1
25	21	PIRES Clement	FRA	2	3	5	23:42.2	+2:44.5
26	92	LEHN Sigurd	NOR	1	4	5	23:42.3	+2:44.6
27	47	PILAR Jaka	SLO	0	2	2	23:42.5	+2:44.8
28	59	CHO Nadan	KOR	2	0	2	23:45.3	+2:47.6
29	98	BELICAJ Sebastian	SVK	1	0	1	23:49.4	+2:51.7
30	88	ADAMOV Michal	SVK	3	2	5	23:54.4	+2:56.7
31	90	ZURNIEDEN Finn	GER	2	2	4	23:57.1	+2:59.4
32	23	VAELBE Frederik	EST	1	2	3	23:58.9	+3:01.2
33	60	SPARKE Phoenix	AUS	4	1	5	23:59.9	+3:02.2
34	17	NIEDERHAUSER Bjoern	SUI	0	1	1	24:00.1	+3:02.4
35	50	BARBIERU Dragos	ROU	1	2	3	24:02.3	+3:04.6
36	64	KOSKINEN Emil	FIN	3	2	5	24:02.7	+3:05.0
37	3	AUGUSTINAVICIUS Juozas	LTU	1	0	1	24:09.3	+3:11.6
38	33	LOHUIS John	USA	0	1	1	24:11.3	+3:13.6
39	76	BASELGIA Pablo	SUI	1	1	2	24:13.6	+3:15.9
40	58	SMITH Tom	GBR	1	3	4	24:16.7	+3:19.0
41	14	PARK Minyong	KOR	1	1	2	24:22.2	+3:24.5
42	34	GRASBERGER Simon	AUT	1	3	4	24:24.7	+3:27.0
43	57	HULSHOF Luke	CAN	2	3	5	24:26.1	+3:28.4
44	31	BENSON Graham	GBR	0	3	3	24:27.2	+3:29.5
44	42	DUFEK Jan	CZE	1	2	3	24:27.2	+3:29.5
46	63	CONTOZ Manuel	ITA	3	2	5	24:31.0	+3:33.3
47	68	STEBLYNA Ivan	UKR	2	2	4	24:33.1	+3:35.4
48	56	ZOTOV Kirill	KAZ	2	1	3	24:33.7	+3:36.0
49	16	SNORINS Adrians	LAT	1	3	4	24:35.4	+3:37.7
50	22	EINHAUER Nejc	SLO	0	1	1	24:35.9	+3:38.2
51	35	KRIUKOV Dmytro	UKR	2	2	4	24:37.2	+3:39.5
52	96	PERTILE Antonio	ITA	3	1	4	24:39.2	+3:41.5
53	77	AZABAL ESTAUN Rodrigo	ESP	5	1	6	24:46.8	+3:49.1
54	48	VARIKOV Daniel	EST	2	2	4	24:49.9	+3:52.2
55	30	FERGUSON Dawson	CAN	3	1	4	24:51.2	+3:53.5
56	40	BELEVAC Dinu	MDA	0	1	1	24:51.7	+3:54.0
57	8	KIRJAVAINEN Akseli	FIN	1	3	4	24:59.9	+4:02.2
58	93	DUMAZ Yanis	SUI	2	2	4	25:03.8	+4:06.1
59	83	HWANG Taeryeong	KOR	2	1	3	25:08.9	+4:11.2
60	54	KUSZTAL Igor	POL	4	2	6	25:11.0	+4:13.3
61	29	NEUHAUSER Jakub	CZE	3	2	5	25:11.5	+4:13.8
62	71	KAM-MAGRUDER Noa	USA	5	2	7	25:14.6	+4:16.9
63	53	GEDDA Olle	SWE	4	3	7	25:15.7	+4:18.0



TUE 23 JAN 2024

Start Time 10:30

End Time 11:46


Results

Rank	Bib	Name	NOC Code	P	S	T	Result	Behind
64	37	BRESME Valters	LAT	3	1	4	25:16.6	+4:18.9
65	72	KUEBLER Korbi	GER	4	2	6	25:16.7	+4:19.0
66	79	ORUPOLD Oskar	EST	2	2	4	25:30.2	+4:32.5
67	95	REMES Arttu	FIN	1	5	6	25:35.2	+4:37.5
68	49	RAKSTELIS Ignas	LTU	0	2	2	25:38.9	+4:41.2
69	97	STEINER Magnus	AUT	2	3	5	25:39.1	+4:41.4
70	78	GEBHARDT Ole	NOR	4	2	6	25:49.4	+4:51.7
71	44	LALOVIC Srdjan	BIH	1	2	3	25:49.5	+4:51.8
72	5	HECHENBERGER Simon	AUT	2	3	5	25:59.3	+5:01.6
73	86	BUCHOVSKIJ Daniel	LTU	2	2	4	26:07.3	+5:09.6
74	61	SKLENARIK Markus	SVK	5	2	7	26:10.9	+5:13.2
75	6	BORKHUU Sukhbat	MGL	3	3	6	26:13.6	+5:15.9
76	99	HOLIK Oleksandr	UKR	2	2	4	26:37.6	+5:39.9
77	13	KHASSENOV Ilyas	KAZ	4	3	7	26:38.9	+5:41.2
78	66	TURTOGTOKH Amarsanaa	MGL	1	3	4	26:40.9	+5:43.2
79	82	RUPNIK Gregor	SLO	3	3	6	26:47.0	+5:49.3
80	24	STANOJEVIC Boris	BIH	0	3	3	27:09.2	+6:11.5
81	18	HODZIC Abdulkerim	SRB	2	3	5	27:20.0	+6:22.3
82	32	OMBLETS Thijn	SWE	4	3	7	27:27.5	+6:29.8
83	28	NAJDENOSKI Blagoja	MKD	2	2	4	27:46.6	+6:48.9
84	73	WOODHOUSE-BEDAK Edward	AUS	2	3	5	27:50.8	+6:53.1
85	9	ROSENLIS Vasileios	GRE	4	3	7	27:51.2	+6:53.5
86	55	ANASTASIADIS Ioannis	GRE	1	2	3	28:20.9	+7:23.2
87	69	UDVARI Hunor	ROU	2	3	5	28:23.9	+7:26.2
88	62	BYAMBADORJ Temuujin	MGL	1	2	3	28:37.8	+7:40.1
89	15	KUNOS Laszlo	HUN	4	1	5	28:46.9	+7:49.2
90	11	MAISTROV Vladislav	MDA	1	3	4	28:57.5	+7:59.8
91	26	SAPARBEKOV Artur	KGZ	5	3	8	29:38.6	+8:40.9
92	1	WILBY Matthew	AUS	1	2	3	30:02.8	+9:05.1
93	67	PRODROMIDIS Antonios	GRE	3	2	5	30:33.5	+9:35.8
94	38	NAGLIC Matija	CRO	1	1	2	30:53.8	+9:56.1
95	52	POLLARD Baxter	NZL	5	3	8	32:02.3	+11:04.6
96	27	NGOEICHAJ Thanakorn	THA	1	5	6	33:27.9	+12:30.2

Jury decisions
Time adjustment

80	24	STANOJEVIC Boris	BIH	+2:00.0	ECR 11.3.3.d
96	27	NGOEICHAJ Thanakorn	THA	+4:00.0	ECR 11.3.3.a
96	27	NGOEICHAJ Thanakorn	THA	+2:00.0	ECR 11.3.3.d

Did Not Finish

65 SZULCZYNSKI Michal POL

Did Not Start

 89 BRESME Olivers LAT
 91 TROFAST Arvid SWE

Legend:

ECR Event and Competition Rules P Prone S Standing T Total penalties



TUE 23 JAN 2024

Start Time 13:30

End Time 14:29

Final Results - Competition Data Summary

Participation

Number of Entries:	98
Did Not Start:	3
Did Not Finish:	1
Disqualified:	0
Disqualified for unsportsmanlike behaviour:	0
Ranked:	94

Weather Conditions	30 min before Start	At Start Time	30 min after Start	At End Time
Weather	Sunny	Sunny	Sunny	Sunny
Snow Condition	Hard packed variable	Hard packed variable	Hard packed variable	Hard packed variable
Snow Temperature	-4.0°C	-4.0°C	-4.0°C	-4.0°C
Air Temperature	-14.0°C	-14.0°C	-14.0°C	-14.0°C
Humidity	45%	45%	45%	45%
Wind Direction/Speed	WNW / 5.0 m/s	WNW / 5.0 m/s	WNW / 8.0 m/s	WNW / 8.0 m/s

Jury Information

IBU Technical Delegate - Chairman	ZAHKNA Hillar (EST)
IBU Referee for Course	OLSEN Hans-Peter (NOR)
Competition Chief	SUN Shin Yong (KOR)
Member	BRETON Claire (FRA)
Member	GRAF Florian (GER)

Course Information

3 x 2km red

Total Course Length	5951m
Height Difference	36m
Max. Climb	40m
Total Climb	156m

Jury Decisions

- Bib 6 MERCADO SALCEDO Valentina (CHI), time adjustment +2:00.0 (penalty loop not done) ECR 11.3.3.a
- Bib 27 LEE Juhee (KOR), time adjustment +2:00.0 (cross-fire) ECR 11.3.3.d
- Bib 27 LEE Juhee (KOR), time adjustment +10:00.0 (penalty loop not done) ECR 11.3.3.a
- Bib 30 KHASH-ERDENE Erdenetungalag (MGL), time adjustment +2:00.0 (penalty loop not done) ECR 11.3.3.a
- Bib 53 STECZOVA Veronika (SVK), time adjustment +2:00.0 (cross-fire) ECR 11.3.3.d
- Bib 53 STECZOVA Veronika (SVK), time adjustment +10:00.0 (penalty loop not done) ECR 11.3.3.a
- Bib 58 SYDUN-WEST Alessandra (AUS), time adjustment -40.0 (Range issue) ECR 8.7.4.b
- Bib 59 ROGUET Louise (FRA), time adjustment +4:00.0 (penalty loop not done) ECR 11.3.3.a
- Bib 59 ROGUET Louise (FRA), time adjustment +2:00.0 (cross-fire) ECR 11.3.3.d

IBU Technical Delegate

ZAHKNA Hillar (EST)

Legend:

ECR Event and Competition Rules **WNW** West-North-West



TUE 23 JAN 2024

Start Time 13:30

End Time 14:29

Results

Rank	Bib	Name	NOC Code	P	S	T	Result	Behind
1	66	GAUTERO Carlotta	ITA	1	0	1	19:40.2	0.0
2	43	SEVER Ela	SLO	2	1	3	20:15.3	+35.1
3	80	PUTSKO Polina	UKR	0	1	1	20:54.1	+1:13.9
4	9	MIKOLASOVA Heda	CZE	2	3	5	21:05.7	+1:25.5
5	34	PLECHACOVA Ilona	CZE	2	2	4	21:07.5	+1:27.3
6	37	KVELVANE Julie	NOR	1	3	4	21:07.6	+1:27.4
7	84	KAFKA Molly	SUI	1	0	1	21:09.7	+1:29.5
8	57	BAUMANN Lena	SUI	2	1	3	21:16.0	+1:35.8
9	29	MARIOTTI CAVAGNET Nayeli	ITA	3	1	4	21:16.3	+1:36.1
10	33	STRAKOVA Michaela	SVK	1	1	2	21:17.7	+1:37.5
11	48	KEUDEL Marie	GER	2	1	3	21:30.5	+1:50.3
12	95	SHEIHAS Valeriia	UKR	0	2	2	21:32.0	+1:51.8
13	69	RANTAKOMI Ilona	FIN	0	1	1	21:35.6	+1:55.4
14	72	BECK Hanna	GER	1	1	2	21:41.5	+2:01.3
15	35	GIORDANO Matilde	ITA	2	3	5	21:48.8	+2:08.6
16	60	STOLLBERGER Rosaly	AUT	0	1	1	21:51.7	+2:11.5
17	21	DUSSERRE Alice	FRA	1	1	2	21:52.2	+2:12.0
18	71	GARGULAKOVA Alzbeta	SVK	0	4	4	22:00.6	+2:20.4
19	25	ROENHEDE Leonora	DEN	0	2	2	22:01.9	+2:21.7
20	86	TRONRUD Sara	NOR	2	1	3	22:02.9	+2:22.7
21	24	NORDBOE Eiril	NOR	0	4	4	22:04.0	+2:23.8
22	82	KRIZOVA Valerie	CZE	1	4	5	22:08.5	+2:28.3
23	50	SHEVCHENKO Iryna	UKR	1	2	3	22:09.8	+2:29.6
24	54	TIRSCHMANN Cheyenne	CAN	2	0	2	22:19.8	+2:39.6
25	40	HAKALA Evellina	FIN	0	4	4	22:23.4	+2:43.2
26	90	FLAA Marie	NOR	2	1	3	22:25.2	+2:45.0
27	23	MAYBACH Molly	USA	1	2	3	22:26.1	+2:45.9
28	89	MORETTI Lena	FRA	0	3	3	22:33.9	+2:53.7
29	42	RENNERMALM Maya	SWE	0	3	3	22:38.7	+2:58.5
30	77	FUCHS Lilly	AUT	2	2	4	22:41.7	+3:01.5
31	32	SILLO Krisztina	ROU	1	1	2	22:59.0	+3:18.8
32	97	HUTTER Eva	ITA	2	2	4	23:03.1	+3:22.9
33	91	JANDUROVA Lucie	CZE	0	5	5	23:07.9	+3:27.7
34	70	BUGEAUD Lola	FRA	4	3	7	23:09.7	+3:29.5
35	45	GEORGIEVA Irina	BUL	2	1	3	23:13.7	+3:33.5
36	18	SOBOL Ema	CRO	1	2	3	23:18.4	+3:38.2
37	13	KARLSSON Anine	SWE	2	2	4	23:30.5	+3:50.3
38	94	DUFFNER Jana	GER	3	3	6	23:48.6	+4:08.4
39	74	SPITALAR Ajda	SLO	2	2	4	23:56.0	+4:15.8
40	79	CSONKA Flora	CAN	2	3	5	23:56.5	+4:16.3
41	55	LISZKA Amelia	POL	3	4	7	23:59.0	+4:18.8
42	3	KUJALA Erika	FIN	2	5	7	24:01.9	+4:21.7
43	39	LANAU ESCOLANO Cristina	ESP	2	2	4	24:06.9	+4:26.7
44	1	WOLF Anna-Lena	AUT	3	1	4	24:07.1	+4:26.9
45	93	KOSKI Hanni	FIN	4	1	5	24:08.2	+4:28.0
46	83	KAERSNA Kaetrin	EST	3	1	4	24:11.2	+4:31.0
47	78	KIM Hyewon	KOR	2	2	4	24:16.6	+4:36.4
48	20	GERMATA Majka	POL	1	2	3	24:21.5	+4:41.3
49	2	DIETERSBERGER Leni	GER	3	3	6	24:22.1	+4:41.9
50	52	KOLNA Keita	LAT	1	2	3	24:22.6	+4:42.4
51	96	WERNERSSON Marta	SWE	0	5	5	24:30.3	+4:50.1
52	92	KISER Eliane	SUI	3	3	6	24:31.2	+4:51.0
53	56	SIMBERG Laureen	EST	1	3	4	24:45.3	+5:05.1
54	22	VECKALNINA Madara	LAT	2	1	3	24:47.5	+5:07.3
55	64	KLENOVSKA Nikol	BUL	2	2	4	24:56.0	+5:15.8
56	8	McCANN Ava	AUS	0	3	3	25:02.0	+5:21.8
57	11	KARABAYEVA Alema	KAZ	4	1	5	25:04.9	+5:24.7
58	88	NORBERG Nilla	SWE	3	4	7	25:06.7	+5:26.5
59	26	TRIPONEZ Maeline	SUI	3	1	4	25:13.6	+5:33.4
60	49	MINCEVIC Emilija	LTU	1	2	3	25:15.6	+5:35.4
61	58	SYDUN-WEST Alessandra	AUS	1	3	4	25:19.8	+5:39.6
62	46	MEZENTSEVA Evelina	KAZ	4	3	7	25:23.8	+5:43.6
63	87	GASIENICA Gabriela	POL	3	2	5	25:24.8	+5:44.6



TUE 23 JAN 2024

Start Time 13:30

End Time 14:29

Results

Rank	Bib	Name	NOC Code	P	S	T	Result	Behind
64	4	VEERPALU Anlourdees	EST	4	3	7	25:33.4	+5:53.2
65	51	TAYLOR Alexandria	USA	3	4	7	25:53.0	+6:12.8
66	98	ZLEPTNIG Ilka	AUT	4	2	6	26:02.9	+6:22.7
67	14	ADZHAMOVA Raya	BUL	4	4	8	26:13.0	+6:32.8
68	85	HARVEY Bridget	AUS	3	4	7	26:15.4	+6:35.2
69	75	MOROZAN IRINARU Paula	ROU	0	2	2	26:33.8	+6:53.6
70	61	KIM Minji	KOR	4	2	6	26:34.2	+6:54.0
71	12	CLIFFORD Josie	GBR	4	3	7	26:57.2	+7:17.0
72	36	BRAUN Hanna	SRB	4	2	6	27:01.6	+7:21.4
73	16	TSIARKA Maria	GRE	1	5	6	27:17.2	+7:37.0
74	44	KELEMEN Szidonia	ROU	5	2	7	27:25.0	+7:44.8
75	5	RUSU Arina	MDA	1	4	5	27:29.8	+7:49.6
76	65	CAMPBELL Emily	USA	5	4	9	27:35.7	+7:55.5
77	81	DEMUUL Nyamsuren	MGL	4	1	5	28:11.1	+8:30.9
78	30	KHASH-ERDENE Erdenetungalag	MGL	5	1	6	28:16.4	+8:36.2
79	59	ROGUET Louise	FRA	4	5	9	28:37.5	+8:57.3
80	62	PELKO Leona	CRO	2	3	5	28:54.2	+9:14.0
81	41	BOZOKI Laura	HUN	5	2	7	29:00.6	+9:20.4
82	7	TURK Zulal	TUR	3	5	8	29:09.5	+9:29.3
83	31	MOTIEJUNAITE Rusne	LTU	3	3	6	29:18.9	+9:38.7
84	47	VAIKOU Aikaterini	GRE	4	3	7	29:23.6	+9:43.4
85	67	TSIATSIOU Lydia	GRE	3	3	6	32:37.8	+12:57.6
86	63	BUNMANI Parichat	THA	3	5	8	32:50.4	+13:10.2
87	19	AUDOMLAP Jariyawadee	THA	5	3	8	33:30.2	+13:50.0
88	68	NORTHONG Phitchapha	THA	5	5	10	33:33.5	+13:53.3
89	17	LOPES da SILVA Mariana	BRA	3	3	6	34:37.0	+14:56.8
90	38	OLEKSANDROVNA Oyutsolmon	MGL	4	2	6	34:58.8	+15:18.6
91	53	STECZOVA Veronika	SVK	3	5	8	37:33.3	+17:53.1
92	27	LEE Juhee	KOR	5	5	10	40:06.3	+20:26.1
93	15	KAJEVSKA Andrijana	MKD	2	5	7	40:12.9	+20:32.7
94	6	MERCADO SALCEDO Valentina	CHI	4	5	9	40:51.5	+21:11.3

Jury decisions

Time adjustment

61	58	SYDUN-WEST Alessandra	AUS	-40.0	ECR 8.7.4.b
78	30	KHASH-ERDENE Erdenetungalag	MGL	+2:00.0	ECR 11.3.3.a
79	59	ROGUET Louise	FRA	+4:00.0	ECR 11.3.3.a
79	59	ROGUET Louise	FRA	+2:00.0	ECR 11.3.3.d
91	53	STECZOVA Veronika	SVK	+2:00.0	ECR 11.3.3.d
91	53	STECZOVA Veronika	SVK	+10:00.0	ECR 11.3.3.a
92	27	LEE Juhee	KOR	+2:00.0	ECR 11.3.3.d
92	27	LEE Juhee	KOR	+10:00.0	ECR 11.3.3.a
94	6	MERCADO SALCEDO Valentina	CHI	+2:00.0	ECR 11.3.3.a

Did Not Finish

73	VOROBYEVA Mariya	KAZ	2
----	------------------	-----	---

Did Not Start

10	KHMIL Alina	UKR
28	BARTLETT Julia	CAN
76	PUPELYTE Austeja	LTU

Legend:

ECR Event and Competition Rules P Prone S Standing T Total penalties



WED 24 JAN 2024

Start Time 10:30

End Time 11:59

Final Results - Competition Data Summary

Participation

Number of Entries:	26
Did Not Start:	1
Did Not Finish:	1
Lapped:	6
Disqualified:	2
Disqualified for unsportsmanlike behaviour:	0
Ranked:	22

Weather Conditions	30 min before Start	At Start Time	30 min after Start	At End Time
Weather	Sunny	Sunny	Sunny	Sunny
Snow Condition	Hard packed variable	Hard packed variable	Hard packed variable	Hard packed variable
Snow Temperature	-4.0°C	-4.0°C	-4.0°C	-4.0°C
Air Temperature	-15.0°C	-15.0°C	-13.0°C	-13.0°C
Humidity	65%	65%	50%	50%
Wind Direction/Speed	WNW / 5.0 m/s	WNW / 5.0 m/s	WNW / 5.0 m/s	WNW / 4.0 m/s

Jury Information

IBU Technical Delegate - Chairman	ZAHKNA Hillar (EST)
IBU Referee for Course	OLSEN Hans-Peter (NOR)
Competition Chief	SUN Shin Yong (KOR)
Member	PLAFONI Samantha (ITA)
Member	BRAJDIC Dejan (CRO)

Course Information

4 x 3 x 1.5km orange

Total Course Length	4 x 5951m
Height Difference	36m
Max. Climb	40m
Total Climb	4 x 156m

Jury Decisions

- Bib 12 Switzerland (SUI), disqualified ECR 11.3.4.h (skiing wrong course)
- Bib 19 Slovakia (SVK), disqualified ECR 11.3.4.h (skiing wrong course)
- Bib 10 Slovenia (SLO), time adjustment +2:00.0 (round not fired) ECR 11.3.3.b

IBU Technical Delegate

ZAHKNA Hillar (EST)

Legend:
ECR Event and Competition Rules **WNW** West-North-West



WED 24 JAN 2024

Start Time 10:30

End Time 11:59

Results

Rank	Bib Leg	NOC Bib Colour	Name	Gender	P	S	T	Leg Result	Leg Rank	Team Result	Team Rank	Behind
1	1 ITA - Italy											
	1-1	r	MARIOTTI CAVAGNET Nayeli	F	0+0	0+1	0+1	19:00.3	1	1:15:12.4	1	0.0
	1-2	g	GAUTERO Carlotta	F	0+0	0+2	0+2	19:14.9	1	38:15.2	1	0.0
	1-3	y	BACHER Hannes	M	1+3	2+3	3+6	18:43.7	3	56:58.9	1	0.0
	1-4	b	DEVAL Michel	M	0+1	0+1	0+2	18:13.5	7	1:15:12.4	1	0.0
2	2 FRA - France											
	2-1	r	DUSSERRE Alice	F	0+1	0+1	0+2	20:20.4	5	1:16:25.4	5	+1:20.1
	2-2	g	ROGUET Louise	F	0+2	1+3	1+5	21:32.2	6	41:52.6	5	+3:37.4
	2-3	y	GUY Flavio	M	0+2	1+3	1+5	17:34.3	1	59:26.9	3	+2:28.0
	2-4	b	GUY Antonin	M	0+0	0+1	0+1	16:58.5	2	1:16:25.4	2	+1:13.0
3	3 CZE - Czechia											
	3-1	r	MIKOLASOVA Heda	F	0+2	0+1	0+3	19:15.8	2	1:18:23.4	2	+3:11.0
	3-2	g	PLECHACOVA Ilona	F	0+0	0+1	0+1	19:24.0	2	38:39.8	2	+24.6
	3-3	y	NEUHAUSER Jakob	M	1+3	1+3	2+6	19:37.0	9	58:16.8	2	+1:17.9
	3-4	b	KULHANEK Lukas	M	1+3	2+3	3+6	20:06.6	14	1:18:23.4	3	+3:11.0
4	4 NOR - Norway											
	4-1	r	TRONRUD Sara	F	0+0	0+0	0+0	20:49.4	6	1:18:50.3	6	+3:37.9
	4-2	g	KVELVANE Julie	F	2+3	0+3	2+6	20:56.5	4	41:45.9	4	+3:30.7
	4-3	y	LEHN Sigurd	M	0+3	3+3	3+6	20:27.1	11	1:02:13.0	5	+5:14.1
	4-4	b	ROEYSLAND Tov	M	0+0	0+1	0+1	16:37.3	1	1:18:50.3	4	+3:37.9
5	6 GER - Germany											
	6-1	r	KEUDEL Marie	F	0+1	0+1	0+2	20:20.0	4	1:20:10.4	4	+4:58.0
	6-2	g	BECK Hanna	F	0+0	0+2	0+2	21:05.3	5	41:25.3	3	+3:10.1
	6-3	y	TANNHEIMER Lukas	M	0+3	1+3	1+6	19:18.0	7	1:00:43.3	4	+3:44.4
	6-4	b	HEDERICH Bjoern	M	2+3	0+1	2+4	19:27.1	11	1:20:10.4	5	+4:58.0
6	16 CAN - Canada											
	16-1	r	CSONKA Flora	F	0+1	0+2	0+3	22:04.9	9	1:21:55.5	9	+6:43.1
	16-2	g	TIRSCHMANN Cheyenne	F	0+2	1+3	1+5	22:34.4	8	44:39.3	7	+6:24.1
	16-3	y	HULSHOF Luke	M	0+3	3+3	3+6	19:17.9	6	1:03:57.2	7	+6:58.3
	16-4	b	KONOFF Justin	M	0+2	0+3	0+5	17:58.3	5	1:21:55.5	6	+6:43.1
7	9 AUT - Austria											
	9-1	r	WOLF Anna-Lena	F	0+3	0+1	0+4	22:31.7	14	1:22:25.9	14	+7:13.5
	9-2	g	FUCHS Lilly	F	0+0	1+3	1+3	23:08.3	10	22:31.7	11	+3:31.4
	9-3	y	GRASBERGER Simon	M	0+2	0+1	0+3	17:57.5	2	45:40.0	11	+7:24.8
	9-4	b	SCHOENAIGNER Matthaeus	M	1+3	1+3	2+6	18:48.4	8	1:03:37.5	6	+6:38.6
									1:22:25.9	7	+7:13.5	
8	14 SWE - Sweden											
	14-1	r	RENNERMALM Maya	F	0+0	0+3	0+3	22:15.6	11	1:22:53.3	11	+7:40.9
	14-2	g	KARLSSON Anine	F	3+3	0+3	3+6	24:04.3	14	22:15.6	11	+3:15.3
	14-3	y	MODIGS Anton	M	0+2	1+3	1+5	19:03.1	5	46:19.9	14	+8:04.7
	14-4	b	GEDDA Olle	M	0+0	0+2	0+2	17:30.3	3	1:05:23.0	11	+8:24.1
									1:22:53.3	8	+7:40.9	
9	7 UKR - Ukraine											
	7-1	r	SHEIHAS Valeriia	F	0+1	0+2	0+3	21:02.2	7	1:23:24.2	7	+8:11.8
	7-2	g	PUTSKO Polina	F	2+3	0+1	2+4	23:35.7	12	21:02.2	7	+2:01.9
	7-3	y	KRIUKOV Dmytro	M	0+2	3+3	3+5	20:40.1	13	44:37.9	6	+6:22.7
	7-4	b	BILANENKO Oleksandr	M	0+1	0+2	0+3	18:06.2	6	1:05:18.0	10	+8:19.1
									1:23:24.2	9	+8:11.8	
10	5 POL - Poland											
	5-1	r	GERMATA Majka	F	0+0	3+3	3+3	24:09.9	19	1:23:47.8	19	+8:35.4
	5-2	g	LISZKA Amelia	F	0+0	0+0	0+0	20:49.7	3	24:09.9	19	+5:09.6
	5-3	y	KUSZTAL Igor	M	1+3	2+3	3+6	21:01.9	15	44:59.6	9	+6:44.4
	5-4	b	GALICA Grzegorz	M	0+3	0+3	0+6	17:46.3	4	1:06:01.5	12	+9:02.6
									1:23:47.8	10	+8:35.4	



WED 24 JAN 2024

Start Time 10:30

End Time 11:59

Results

Rank	Bib Leg	NOC Bib Colour	Name	Gender	P	S	T	Leg Result	Leg Rank	Team Result	Team Rank	Behind
11	8 KAZ - Kazakhstan						3+15			1:23:56.5		+8:44.1
	8-1	r	KARABAYEVA Alema	F	0+0	0+3	0+3	22:17.2	12	22:17.2	12	+3:16.9
	8-2	g	MEZENTSEVA Evelina	F	1+3	0+3	1+6	22:43.2	9	45:00.4	10	+6:45.2
	8-3	y	REDKIN Anton	M	0+0	0+2	0+2	19:00.5	4	1:04:00.9	8	+7:02.0
	8-4	b	ZOTOV Kirill	M	2+3	0+1	2+4	19:55.6	13	1:23:56.5	11	+8:44.1
12	15 EST - Estonia						4+14			1:24:52.7		+9:40.3
	15-1	r	SIMBERG Laureen	F	0+1	0+3	0+4	22:57.3	16	22:57.3	16	+3:57.0
	15-2	g	KAERSNA Kaetrin	F	0+1	0+1	0+2	21:52.5	7	44:49.8	8	+6:34.6
	15-3	y	ORUPOLD Oskar	M	0+1	2+3	2+4	20:27.8	12	1:05:17.6	9	+8:18.7
	15-4	b	VARIKOV Daniel	M	0+1	2+3	2+4	19:35.1	12	1:24:52.7	12	+9:40.3
13	11 FIN - Finland						10+22			1:25:59.0		+10:46.6
	11-1	r	HAKALA Eveliina	F	1+3	1+3	2+6	22:06.9	10	22:06.9	10	+3:06.6
	11-2	g	RANTAKOMI Ilona	F	2+3	0+2	2+5	23:34.6	11	45:41.5	12	+7:26.3
	11-3	y	KOSKINEN Eemil	M	1+3	4+3	5+6	21:13.0	16	1:06:54.5	14	+9:55.6
	11-4	b	SAARINEN Kaapo	M	1+3	0+2	1+5	19:04.5	10	1:25:59.0	13	+10:46.6
14	13 BUL - Bulgaria						6+23			1:26:19.3		+11:06.9
	13-1	r	GEORGIEVA Irina	F	2+3	1+3	3+6	23:55.4	18	23:55.4	18	+4:55.1
	13-2	g	ADZHAMOVA Raya	F	1+3	1+3	2+6	24:00.0	13	47:55.4	16	+9:40.2
	13-3	y	BELCHINSKI Veselin	M	1+3	0+2	1+5	19:31.5	8	1:07:26.9	15	+10:28.0
	13-4	b	DZHORGGOV Georgi	M	0+3	0+3	0+6	18:52.4	9	1:26:19.3	14	+11:06.9
15	23 KOR - Republic of Korea						4+16			1:26:20.3		+11:07.9
	23-1	r	KIM Hyewon	F	1+3	0+0	1+3	22:02.6	8	22:02.6	8	+3:02.3
	23-2	g	KIM Minji	F	0+2	1+3	1+5	24:16.6	15	46:19.2	13	+8:04.0
	23-3	y	CHO Nadan	M	1+3	0+0	1+3	19:50.3	10	1:06:09.5	13	+9:10.6
	23-4	b	PARK Minyong	M	0+2	1+3	1+5	20:10.8	15	1:26:20.3	15	+11:07.9
16	10 SLO - Slovenia						14+19			1:31:35.8		+16:23.4
	10-1	r	SEVER Ela	F	0+0	1+3	1+3	20:06.6	3	20:06.6	3	+1:06.3
	10-2	g	SPITALAR Ajda	F	5+3	3+3	8+6	27:12.8	20	47:19.4	15	+9:04.2
	10-3	y	PILAR Jaka	M	2+3	2+3	4+6	20:43.2	14	1:08:02.6	16	+11:03.7
	10-4	b	EINHAUER Nejc	M	0+2	1+2	1+4	23:33.2	16	1:31:35.8	16	+16:23.4
17	21 AUS - Australia									LAP		
	21-1	r	HARVEY Bridget	F	0+1	0+2	0+3	24:12.7	20	24:12.7	20	+5:12.4
	21-2	g	SYDUN-WEST Alessandra	F	1+3	0+3	1+6	25:05.2	16	49:17.9	18	+11:02.7
	21-3	y	SPARKE Phoenix	M	1+3	3+3	4+6					
	21-4	b	WOODHOUSE-BEDAK Edward	M								
18	22 LTU - Lithuania									LAP		
	22-1	r	MINCEVIC Emilija	F	0+0	0+1	0+1	22:35.5	15	22:35.5	15	+3:35.2
	22-2	g	MOTIEJUNAITE Rusne	F	0+1	0+2	0+3	25:32.5	17	48:08.0	17	+9:52.8
	22-3	y	AUGUSTINAVICIUS Juozas	M	0+3	4+3	4+6					
	22-4	b	BUCHOVSKIJ Daniel	M								
19	20 ROU - Romania									LAP		
	20-1	r	SILLO Krisztina	F	0+3	1+3	1+6	23:47.1	17	23:47.1	17	+4:46.8
	20-2	g	MOROZAN IRINARU Paula	F	0+0	1+3	1+3	26:39.6	18	50:26.7	20	+12:11.5
	20-3	y	URS Horia	M	0+2	1+3	1+5					
	20-4	b	BARBIERU Dragos	M								
20	25 CRO - Croatia									LAP		
	25-1	r	SOBOL Ema	F	0+2	0+3	0+5	22:19.1	13	22:19.1	13	+3:18.8
	25-2	g	PELKO Leona	F	0+1	2+3	2+4	27:12.0	19	49:31.1	19	+11:15.9
	25-3	y	CRNIC Filip	M	0+3	3+3	3+6					
	25-4	b	NAGLIC Matija	M								



WED 24 JAN 2024

Start Time 10:30

End Time 11:59

Results

Rank	Bib Leg	NOC Bib Colour	Name	Gender	P	S	T	Leg Result	Leg Rank	Team Result	Team Rank	Behind
21	26	MGL	- Mongolia							LAP		
	26-1	r	KHASH-ERDENE Erdenetungalag	F	1+3	2+3	3+6	26:32.4	21	26:32.4	21	+7:32.1
	26-2	g	DEMUIJUL Nyamsuren	F	1+3	0+1	1+4					
	26-3	y	BORKHUU Sukhbat	M								
	26-4	b	TURTOGTOKH Amarsanaa	M								
22	24	GRE	- Greece							LAP		
	24-1	r	TSIARKA Maria	F	3+3	0+3	3+6	27:29.8	22	27:29.8	22	+8:29.5
	24-2	g	TSIATSIUOY Lydia	F	1+3	0+1	1+4					
	24-3	y	ANASTASIADIS Ioannis	M								
	24-4	b	PRODRONIDIS Antonios	M								

Jury decisions

Disqualified

12	SUI	- Switzerland										ECR 11.3.4.h
	12-1	r	KAFKA Molly	F								
	12-2	g	BAUMANN Lena	F								
	12-3	y	NIEDERHAUSER Bjoern	M								
	12-4	b	KUNZ Levin	M								
19	SVK	- Slovakia										ECR 11.3.4.h
	19-1	r	STRAKOVA Michaela	F								
	19-2	g	GARGULAKOVA Alzbeta	F								
	19-3	y	SKLENARIK Markus	M								
	19-4	b	ADAMOV Michal	M								

Time adjustment

16	10	SLO	- Slovenia									
	10-4	b	EINHAUER Nejc	M						+2:00.0		ECR 11.3.3.b

Did Not Finish

17	USA	- United States of America										
	17-1	r	TAYLOR Alexandria	F	3+3							
	17-2	g	MAYBACH Molly	F								
	17-3	y	KAM-MAGRUDER Noa	M								
	17-4	b	LOHUIS John	M								

Did Not Start

18	LAT	- Latvia										
	18-1	r	KOLNA Keita	F								
	18-2	g	VECKALNINA Madara	F								
	18-3	y	BRESME Valters	M								
	18-4	b	SNORINS Adrians	M								

Legend

b	blue	ECR	Event and Competition Rules	F	Female
g	green	LAP	Lapped	M	Male
P	Prone	r	red	S	Standing
T	Total penalties + used spare rounds	y	yellow		



SUN 21 JAN 2024

Start Time 11:00

End Time 11:56

Final Results - Competition Data Summary

Participation

Number of Entries:	30
Did Not Start:	0
Did Not Finish:	0
Lapped:	1
Disqualified:	0
Disqualified for unsportsmanlike behaviour:	0
Ranked:	30

Weather Conditions	30 min before Start	At Start Time	30 min after Start	At End Time
Weather	Overcast	Overcast	Overcast	Overcast
Snow Condition	Hard packed variable	Hard packed variable	Hard packed variable	Hard packed variable
Snow Temperature	-1.0°C	-1.0°C	-1.0°C	-1.0°C
Air Temperature	-3.0°C	-3.0°C	-3.0°C	-3.0°C
Humidity	94%	94%	94%	94%
Wind Direction/Speed	NNW / 4.0 m/s	NNW / 4.0 m/s	NNW / 4.0 m/s	NNW / 4.0 m/s

Jury Information

IBU Technical Delegate - Chairman	ZAHKNA Hillar (EST)
IBU Referee for Course	OLSEN Hans-Peter (NOR)
Competition Chief	SUN Shin Yong (KOR)
Member	BRETON Claire (FRA)
Member	GRAF Florian (GER)

Course Information

4 x 1.5km orange / 5 x 1.5km orange

Total Course Length	5951m / 8120m
Height Difference	36m
Max. Climb	40m
Total Climb	156m / 160m

Jury Decisions

Bib 19 Slovakia (SVK), time adjustment +4:00.0 (round not fired) ECR 11.3.3.b
 Bib 25 Greece (GRE), time adjustment -10.0 (Range issue) ECR 8.7.4.b

IBU Technical Delegate

ZAHKNA Hillar (EST)

Legend:

ECR Event and Competition Rules **NNW** North-North-West



SUN 21 JAN 2024

Start Time 11:00

End Time 11:56

Results

Rank	Bib Leg	NOC Bib Colour	Name	Gender	P	S	T	Leg Result	Leg Rank	Team Result	Team Rank	Behind
1	1	FRA	France							44:08.2		0.0
	1-1	r	DUSSERRE Alice	F	0+0	0+2	0+2	10:38.1	1	10:38.1	1	0.0
	1-2	g	GUY Antonin	M	0+2	0+0	0+2	9:56.7	2	20:34.8	1	0.0
	1-1	r	DUSSERRE Alice	F	0+0	0+0	0+0	10:36.9	1	31:11.7	1	0.0
	1-2	g	GUY Antonin	M	0+0	0+1	0+1	12:56.5	4	44:08.2	1	0.0
2	8	GER	Germany							44:58.2		+50.0
	8-1	r	KEUDEL Marie	F	0+0	0+2	0+2	11:25.1	11	11:25.1	11	+47.0
	8-2	g	KUEBLER Korbi	M	0+0	0+1	0+1	9:34.4	1	20:59.5	2	+24.7
	8-1	r	KEUDEL Marie	F	0+0	0+1	0+1	11:16.3	5	32:15.8	2	+1:04.1
	8-2	g	KUEBLER Korbi	M	0+0	0+2	0+2	12:42.4	2	44:58.2	2	+50.0
3	9	NOR	Norway							44:58.5		+50.3
	9-1	r	NORDBOE Eiril	F	0+2	0+1	0+3	11:15.3	10	11:15.3	10	+37.2
	9-2	g	VEITSLE Storm	M	0+0	1+3	1+3	10:10.6	7	21:25.9	6	+51.1
	9-1	r	NORDBOE Eiril	F	0+1	0+1	0+2	10:57.6	3	32:23.5	3	+1:11.8
	9-2	g	VEITSLE Storm	M	0+0	0+1	0+1	12:35.0	1	44:58.5	3	+50.3
4	4	SUI	Switzerland							45:31.7		+1:23.5
	4-1	r	KAFKA Molly	F	0+1	0+1	0+2	11:06.3	4	11:06.3	4	+28.2
	4-2	g	KUNZ Levin	M	0+0	0+2	0+2	9:59.3	3	21:05.6	3	+30.8
	4-1	r	KAFKA Molly	F	0+1	0+1	0+2	11:22.5	6	32:28.1	5	+1:16.4
	4-2	g	KUNZ Levin	M	0+0	0+1	0+1	13:03.6	5	45:31.7	4	+1:23.5
5	2	ITA	Italy							45:46.4		+1:38.2
	2-1	r	MARIOTTI CAVAGNET Nayeli	F	0+1	0+1	0+2	10:43.1	2	10:43.1	2	+5.0
	2-2	g	BACHER Hannes	M	0+2	1+3	1+5	10:29.7	14	21:12.8	4	+38.0
	2-1	r	MARIOTTI CAVAGNET Nayeli	F	0+2	0+2	0+4	11:15.3	4	32:28.1	4	+1:16.4
	2-2	g	BACHER Hannes	M	0+0	2+3	2+3	13:18.3	9	45:46.4	5	+1:38.2
6	6	UKR	Ukraine							46:41.6		+2:33.4
	6-1	r	SHEVCHENKO Iryna	F	0+2	0+1	0+3	10:55.7	3	10:55.7	3	+17.6
	6-2	g	BILANENKO Oleksandr	M	2+3	0+0	2+3	10:26.6	13	21:22.3	5	+47.5
	6-1	r	SHEVCHENKO Iryna	F	0+3	0+2	0+5	11:31.4	7	32:53.7	6	+1:42.0
	6-2	g	BILANENKO Oleksandr	M	0+1	1+3	1+4	13:47.9	14	46:41.6	6	+2:33.4
7	12	EST	Estonia							46:53.4		+2:45.2
	12-1	r	VEERPALU Anlourdees	F	0+1	0+1	0+2	11:11.8	6	11:11.8	6	+33.7
	12-2	g	VAELBE Frederik	M	0+1	0+2	0+3	10:21.1	10	21:32.9	8	+58.1
	12-1	r	VEERPALU Anlourdees	F	0+1	0+2	0+3	11:38.0	9	33:10.9	8	+1:59.2
	12-2	g	VAELBE Frederik	M	0+0	0+1	0+1	13:42.5	12	46:53.4	7	+2:45.2
8	5	CZE	Czechia							47:13.8		+3:05.6
	5-1	r	KRIZOVA Valerie	F	0+0	0+3	0+3	11:13.2	8	11:13.2	8	+35.1
	5-2	g	NEUHAUSER Jakob	M	0+1	0+3	0+4	10:45.3	16	21:58.5	10	+1:23.7
	5-1	r	KRIZOVA Valerie	F	0+2	0+1	0+3	10:56.9	2	32:55.4	7	+1:43.7
	5-2	g	NEUHAUSER Jakob	M	0+3	1+3	1+6	14:18.4	19	47:13.8	8	+3:05.6
9	16	SLO	Slovenia							47:13.8		+3:05.6
	16-1	r	SEVER Ela	F	0+3	0+3	0+6	11:26.2	13	11:26.2	13	+48.1
	16-2	g	PILAR Jaka	M	0+2	0+1	0+3	10:10.2	6	21:36.4	9	+1:01.6
	16-1	r	SEVER Ela	F	1+3	0+3	1+6	11:35.0	8	33:11.4	9	+1:59.7
	16-2	g	PILAR Jaka	M	1+3	0+1	1+4	14:02.4	15	47:13.8	9	+3:05.6
10	7	KAZ	Kazakhstan							47:31.0		+3:22.8
	7-1	r	KARABAYEVA Alema	F	0+1	0+2	0+3	12:14.5	20	12:14.5	20	+1:36.4
	7-2	g	KHASSENOV Ilyas	M	0+1	0+2	0+3	10:09.7	5	22:24.2	12	+1:49.4
	7-1	r	KARABAYEVA Alema	F	0+0	0+1	0+1	11:59.7	14	34:23.9	12	+3:12.2
	7-2	g	KHASSENOV Ilyas	M	0+0	0+0	0+0	13:07.1	6	47:31.0	10	+3:22.8



SUN 21 JAN 2024

Start Time 11:00

End Time 11:56

Results

Rank	Bib Leg	NOC Bib Colour	Name	Gender	P	S	T	Leg Result	Leg Rank	Team Result	Team Rank	Behind
11	11	POL	- Poland							47:36.0		+3:27.8
	11-1	r	LISZKA Amelia	F	0+0	0+2	0+2	11:12.1	7	11:12.1	7	+34.0
	11-2	g	GALICA Grzegorz	M	3+3	2+3	5+6	11:26.8	24	22:38.9	14	+2:04.1
	11-1	r	LISZKA Amelia	F	0+2	0+3	0+5	12:06.5	15	34:45.4	14	+3:33.7
	11-2	g	GALICA Grzegorz	M	0+1	0+2	0+3	12:50.6	3	47:36.0	11	+3:27.8
12	14	AUT	- Austria							47:52.7		+3:44.5
	14-1	r	STOLLBERGER Rosaly	F	0+0	0+0	0+0	11:07.5	5	11:07.5	5	+29.4
	14-2	g	GRASBERGER Simon	M	0+2	1+3	1+5	10:23.3	12	21:30.8	7	+56.0
	14-1	r	STOLLBERGER Rosaly	F	1+3	0+1	1+4	12:16.8	16	33:47.6	10	+2:35.9
	14-2	g	GRASBERGER Simon	M	1+3	0+2	1+5	14:05.1	16	47:52.7	12	+3:44.5
13	13	BUL	- Bulgaria							48:40.9		+4:32.7
	13-1	r	ADZHAMOVA Raya	F	0+3	0+3	0+6	12:29.9	22	12:29.9	22	+1:51.8
	13-2	g	DZHORGOV Georgi	M	0+2	0+0	0+2	10:14.6	8	22:44.5	15	+2:09.7
	13-1	r	ADZHAMOVA Raya	F	0+0	0+2	0+2	11:44.8	11	34:29.3	13	+3:17.6
	13-2	g	DZHORGOV Georgi	M	1+3	0+0	1+3	14:11.6	18	48:40.9	13	+4:32.7
14	23	AUS	- Australia							48:45.3		+4:37.1
	23-1	r	McCANN Ava	F	0+2	0+1	0+3	11:49.2	15	11:49.2	15	+1:11.1
	23-2	g	SPARKE Phoenix	M	1+3	1+3	2+6	11:20.6	23	23:09.8	18	+2:35.0
	23-1	r	McCANN Ava	F	0+1	0+3	0+4	12:23.9	17	35:33.7	18	+4:22.0
	23-2	g	SPARKE Phoenix	M	0+2	0+0	0+2	13:11.6	7	48:45.3	14	+4:37.1
15	15	FIN	- Finland							48:53.7		+4:45.5
	15-1	r	HAKALA Eveliina	F	0+2	0+0	0+2	11:25.5	12	11:25.5	12	+47.4
	15-2	g	KIRJAVAINEN Akseli	M	0+3	1+3	1+6	10:54.4	20	22:19.9	11	+1:45.1
	15-1	r	HAKALA Eveliina	F	0+2	0+3	0+5	11:47.7	12	34:07.6	11	+2:55.9
	15-2	g	KIRJAVAINEN Akseli	M	1+3	0+2	1+5	14:46.1	22	48:53.7	15	+4:45.5
16	17	ROU	- Romania							49:12.8		+5:04.6
	17-1	r	SILLO Krisztina	F	1+3	1+3	2+6	13:23.5	26	13:23.5	26	+2:45.4
	17-2	g	URS Horia	M	0+1	0+1	0+2	10:02.6	4	23:26.1	20	+2:51.3
	17-1	r	SILLO Krisztina	F	0+2	0+2	0+4	12:28.6	19	35:54.7	20	+4:43.0
	17-2	g	URS Horia	M	0+1	0+0	0+1	13:18.1	8	49:12.8	16	+5:04.6
17	24	CRO	- Croatia							49:33.6		+5:25.4
	24-1	r	SOBOL Ema	F	0+2	0+1	0+3	12:00.3	16	12:00.3	16	+1:22.2
	24-2	g	CRNIC Filip	M	0+0	2+3	2+3	10:46.4	17	22:46.7	16	+2:11.9
	24-1	r	SOBOL Ema	F	0+3	0+1	0+4	12:25.7	18	35:12.4	15	+4:00.7
	24-2	g	CRNIC Filip	M	1+3	0+3	1+6	14:21.2	20	49:33.6	17	+5:25.4
18	3	SWE	- Sweden							49:49.0		+5:40.8
	3-1	r	RENNERMALM Maya	F	0+1	0+2	0+3	12:07.3	17	12:07.3	17	+1:29.2
	3-2	g	MODIGS Anton	M	0+2	0+1	0+3	10:17.3	9	22:24.6	13	+1:49.8
	3-1	r	RENNERMALM Maya	F	1+3	0+3	1+6	13:16.9	25	35:41.5	19	+4:29.8
	3-2	g	MODIGS Anton	M	0+3	1+3	1+6	14:07.5	17	49:49.0	18	+5:40.8
19	22	KOR	- Republic of Korea							50:06.5		+5:58.3
	22-1	r	KIM Hyewon	F	0+0	0+2	0+2	11:43.3	14	11:43.3	14	+1:05.2
	22-2	g	CHO Nadan	M	0+1	1+3	1+4	11:47.0	26	23:30.3	21	+2:55.5
	22-1	r	KIM Hyewon	F	0+1	0+0	0+1	11:53.2	13	35:23.5	16	+4:11.8
	22-2	g	CHO Nadan	M	0+1	0+2	0+3	14:43.0	21	50:06.5	19	+5:58.3
20	10	CAN	- Canada							51:51.8		+7:43.6
	10-1	r	TIRSCHMANN Cheyenne	F	0+1	0+2	0+3	11:13.8	9	11:13.8	9	+35.7
	10-2	g	HULSHOF Luke	M	5+3	2+3	7+6	12:27.5	29	23:41.3	22	+3:06.5
	10-1	r	TIRSCHMANN Cheyenne	F	3+3	0+0	3+3	12:39.9	23	36:21.2	21	+5:09.5
	10-2	g	HULSHOF Luke	M	1+3	2+3	3+6	15:30.6	23	51:51.8	20	+7:43.6



SUN 21 JAN 2024

Start Time 11:00

End Time 11:56

Results

Rank	Bib Leg	NOC Bib Colour	Name	Gender	P	S	T	Leg Result	Leg Rank	Team Result	Team Rank	Behind
21	20	LTU	- Lithuania							52:06.8		+7:58.6
	20-1	r	MINCEVIC Emilija	F	0+2	2+3	2+5	13:28.6	27	13:28.6	27	+2:50.5
	20-2	g	AUGUSTINAVICIUS Juozas	M	0+1	0+1	0+2	10:23.1	11	23:51.7	23	+3:16.9
	20-1	r	MINCEVIC Emilija	F	0+0	0+0	0+0	12:31.8	20	36:23.5	22	+5:11.8
	20-2	g	AUGUSTINAVICIUS Juozas	M	1+3	3+3	4+6	15:43.3	24	52:06.8	21	+7:58.6
22	28	SRB	- Serbia							52:12.4		+8:04.2
	28-1	r	BRAUN Hanna	F	0+1	0+3	0+4	12:10.8	18	12:10.8	18	+1:32.7
	28-2	g	HODZIC Abdulkerim	M	0+0	0+2	0+2	10:46.7	18	22:57.5	17	+2:22.7
	28-1	r	BRAUN Hanna	F	0+3	0+1	0+4	12:35.3	21	35:32.8	17	+4:21.1
	28-2	g	HODZIC Abdulkerim	M	4+3	0+3	4+6	16:39.6	29	52:12.4	22	+8:04.2
23	21	LAT	- Latvia							52:51.2		+8:43.0
	21-1	r	VECKALNINA Madara	F	0+2	2+3	2+5	12:55.1	23	12:55.1	23	+2:17.0
	21-2	g	SNORINS Adrians	M	0+3	0+2	0+5	11:16.4	22	24:11.5	24	+3:36.7
	21-1	r	VECKALNINA Madara	F	0+1	0+2	0+3	12:45.9	24	36:57.4	23	+5:45.7
	21-2	g	SNORINS Adrians	M	4+3	0+2	4+5	15:53.8	25	52:51.2	23	+8:43.0
24	29	HUN	- Hungary							53:09.6		+9:01.4
	29-1	r	BOZOKI Laura	F	0+2	0+1	0+3	12:27.5	21	12:27.5	21	+1:49.4
	29-2	g	KUNOS Laszlo	M	0+3	1+3	1+6	12:05.6	27	24:33.1	25	+3:58.3
	29-1	r	BOZOKI Laura	F	0+1	0+1	0+2	12:38.6	22	37:11.7	25	+6:00.0
	29-2	g	KUNOS Laszlo	M	1+3	0+1	1+4	15:57.9	26	53:09.6	24	+9:01.4
25	30	GBR	- Great Britain							53:23.1		+9:14.9
	30-1	r	CLIFFORD Josie	F	0+0	0+3	0+3	12:12.5	19	12:12.5	19	+1:34.4
	30-2	g	BENSON Graham	M	0+0	1+3	1+3	11:04.3	21	23:16.8	19	+2:42.0
	30-1	r	CLIFFORD Josie	F	0+3	1+3	1+6	13:50.0	27	37:06.8	24	+5:55.1
	30-2	g	BENSON Graham	M	1+3	3+3	4+6	16:16.3	27	53:23.1	25	+9:14.9
26	26	ESP	- Spain							53:23.5		+9:15.3
	26-1	r	LANAU ESCOLANO Cristina	F	0+0	2+3	2+3	13:19.4	25	13:19.4	25	+2:41.3
	26-2	g	AZABAL ESTAUN Rodrigo	M	2+3	1+3	3+6	11:31.3	25	24:50.7	26	+4:15.9
	26-1	r	LANAU ESCOLANO Cristina	F	1+3	4+3	5+6	14:59.8	29	39:50.5	27	+8:38.8
	26-2	g	AZABAL ESTAUN Rodrigo	M	0+3	0+1	0+4	13:33.0	11	53:23.5	26	+9:15.3
27	19	SVK	- Slovakia							53:42.0		+9:33.8
	19-1	r	GARGULAKOVA Alzbeta	F	2+3	3+1	5+4	18:00.2	30	18:00.2	30	+7:22.1
	19-2	g	SKLENARIK Markus	M	0+1	0+3	0+4	10:32.5	15	28:32.7	30	+7:57.9
	19-1	r	GARGULAKOVA Alzbeta	F	0+2	0+1	0+3	11:40.6	10	40:13.3	28	+9:01.6
	19-2	g	SKLENARIK Markus	M	0+1	0+0	0+1	13:28.7	10	53:42.0	27	+9:33.8
28	18	USA	- United States of America							54:10.8		+10:02.6
	18-1	r	CAMPBELL Emily	F	3+3	1+3	4+6	15:11.9	29	15:11.9	29	+4:33.8
	18-2	g	SOULE Elias	M	0+2	0+0	0+2	10:52.5	19	26:04.4	28	+5:29.6
	18-1	r	CAMPBELL Emily	F	2+3	0+2	2+5	14:23.7	28	40:28.1	29	+9:16.4
	18-2	g	SOULE Elias	M	0+2	0+0	0+2	13:42.7	13	54:10.8	28	+10:02.6
29	27	MDA	- Republic of Moldova							55:29.4		+11:21.2
	27-1	r	RUSU Arina	F	0+2	0+2	0+4	12:56.1	24	12:56.1	24	+2:18.0
	27-2	g	BELEVAC Dinu	M	0+1	2+3	2+4	12:23.1	28	25:19.2	27	+4:44.4
	27-1	r	RUSU Arina	F	0+1	1+3	1+4	13:49.5	26	39:08.7	26	+7:57.0
	27-2	g	BELEVAC Dinu	M	0+3	0+3	0+6	16:20.7	28	55:29.4	29	+11:21.2
30	25	GRE	- Greece							LAP		
	25-1	r	VAIKOU Aikaterini	F	1+3	0+3	1+6	14:29.5	28	14:29.5	28	+3:51.4
	25-2	g	ROSENLIS Vasileios	M	2+3	0+3	2+6	13:24.5	30	27:54.0	29	+7:19.2
	25-1	r	VAIKOU Aikaterini	F	2+3	0+3	2+6					
	25-2	g	ROSENLIS Vasileios	M								



SUN 21 JAN 2024

Start Time 11:00

End Time 11:56

Results

Bib Leg	NOC Bib Colour	Name	Gender	P	S	T	Leg Result	Leg Rank	Team Result	Team Rank	Behind
Jury decisions											
Time adjustment											
27	19	SVK - Slovakia									
	19-1	r GARGULAKOVA Alzbeta	F						+4:00.0		ECR 11.3.3.b
30	25	GRE - Greece									
	25-1	r VAIKOU Aikaterini	F						-10.0		ECR 8.7.4.b

Legend

ECR Event and Competition Rules
LAP Lapped
r red

F Female
M Male
S Standing

g green
P Prone
T Total penalties + used spare rounds



Sport Terminology

As of MON 15 JAN 2024

Term	Definition
Firing Lane	Front edge of the shooting ramp. The distance between the firing lane and the target is 50 metres +/- 1 metre.
Loop	A single ski trail/loop for use in a competition, identified by a colour (red, green, yellow, blue, brown).
Penalty	A disciplinary measure normally consisting of a reprimand, added time or a disqualification, imposed on a competitor or a team by the Competition Jury for violation of the competition rules, within the competition context.
Penalty Loop	A 75/150m oval track which biathletes must ski if they miss a target at the shooting range (sprint, relays). One loop is skied for every target missed, and each loop can take 20 to 30 seconds, depending on the athlete.
Prone	A shooting position in which the biathlete lies on his or her stomach.
Prone Targets	Targets measuring 4.5 centimetres in diameter. The biathlete shoots at the prone target from the prone position.
Range Procedure	Term used to describe everything a biathlete does on the firing range with the exception of shooting; this includes placing ski poles to one side, lying down or assuming a stance, readying the rifle, etc. During training, biathletes try to make their range procedure as quick and as automatic as possible in order to be able to concentrate on shooting.
Range Time	The time it takes an athlete to enter the shooting range, un-sling the rifle, shoot five rounds, re-sling the rifle and exit the range.
Rifle	A single-loading .22-calibre rifle with non-optical sights is the official rifle for international biathlon competition.
Round	Single bullet, shot.
Shooting Lane	A numbered position on the firing line from which a competitor shoots at the correspondingly numbered target. Each shooting range has many shooting lanes.
Shooting Ramp	The shooting ramp is the area at the rear of the range where the competitors lie or stand to fire.
Shot - Penalty	The automatic penalty imposed on a competitor - one 75/150m penalty loop for each missed shot in the sprint and relay competitions or 45 seconds added to the overall time for each missed shot in individual competition.
Standing	Shooting position standing up (also referred to as Offhand).
Standing Targets	Targets measuring 11.5cm in diameter at which a biathlete shoots while in a standing position.
Target Line	Area where targets are set up.
Time Adjustment	An addition or subtraction of time from a competitor's or a team's competition time as decided by the Jury.



Term	Definition
Wind Flag	Small flags made of lightweight material of a highly visible colour, placed between the firing line and target line to help the competitor determine the speed and direction of the wind.
Zeroing	A practice performed before competition to ready the rifle for the race. Athletes shoot at paper targets to align the rifle's sights in order to accommodate for wind and light conditions.

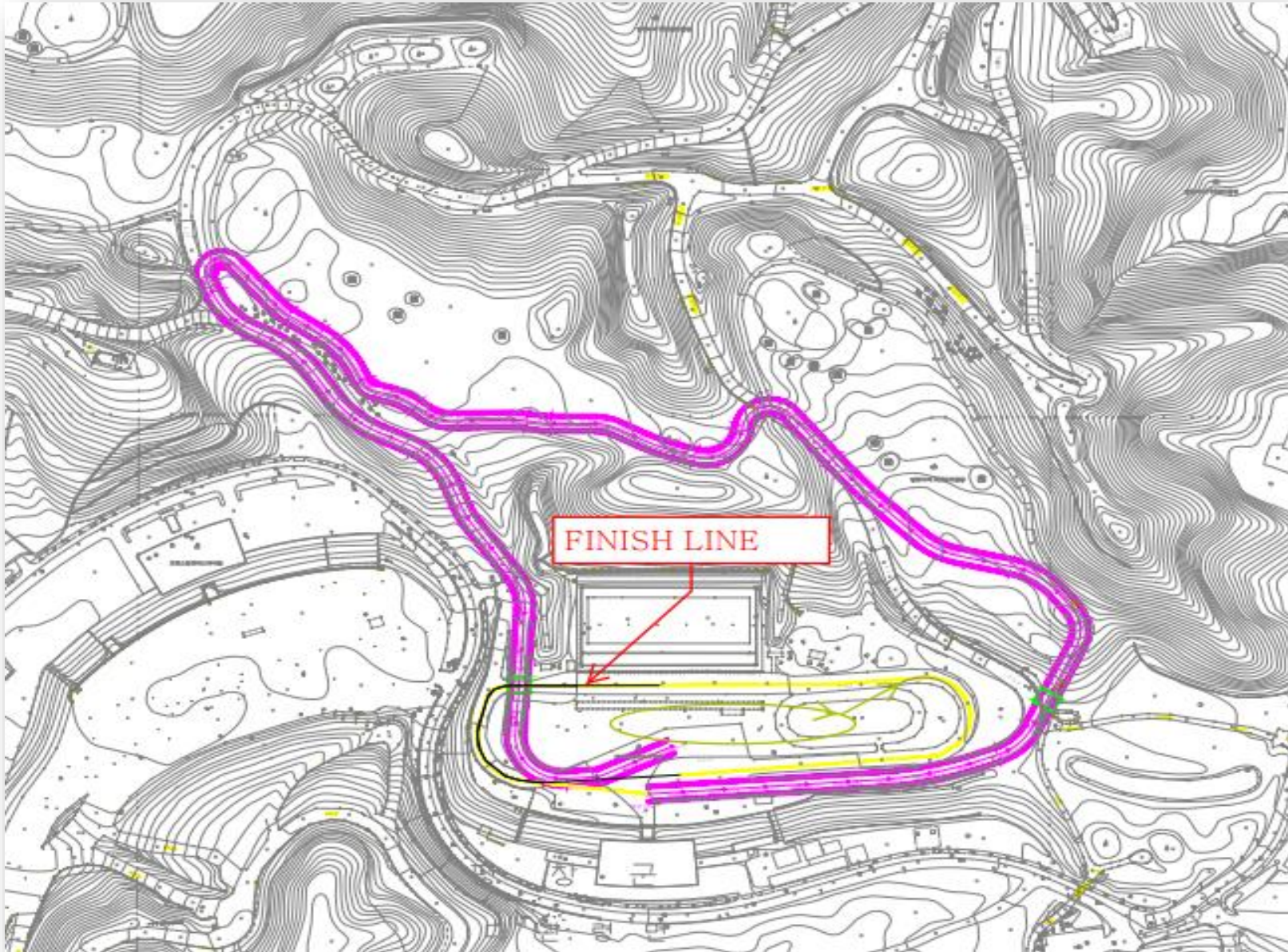
Note:
For further information please consult: www.biathlonworld.com

ALPENSIA BIATHLON CENTRE

GANGWON
2024




YOUTH
OLYMPIC
GAMES



1.5Km

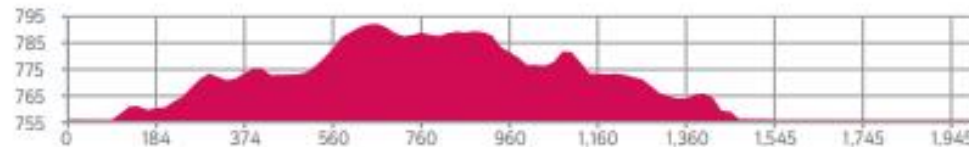
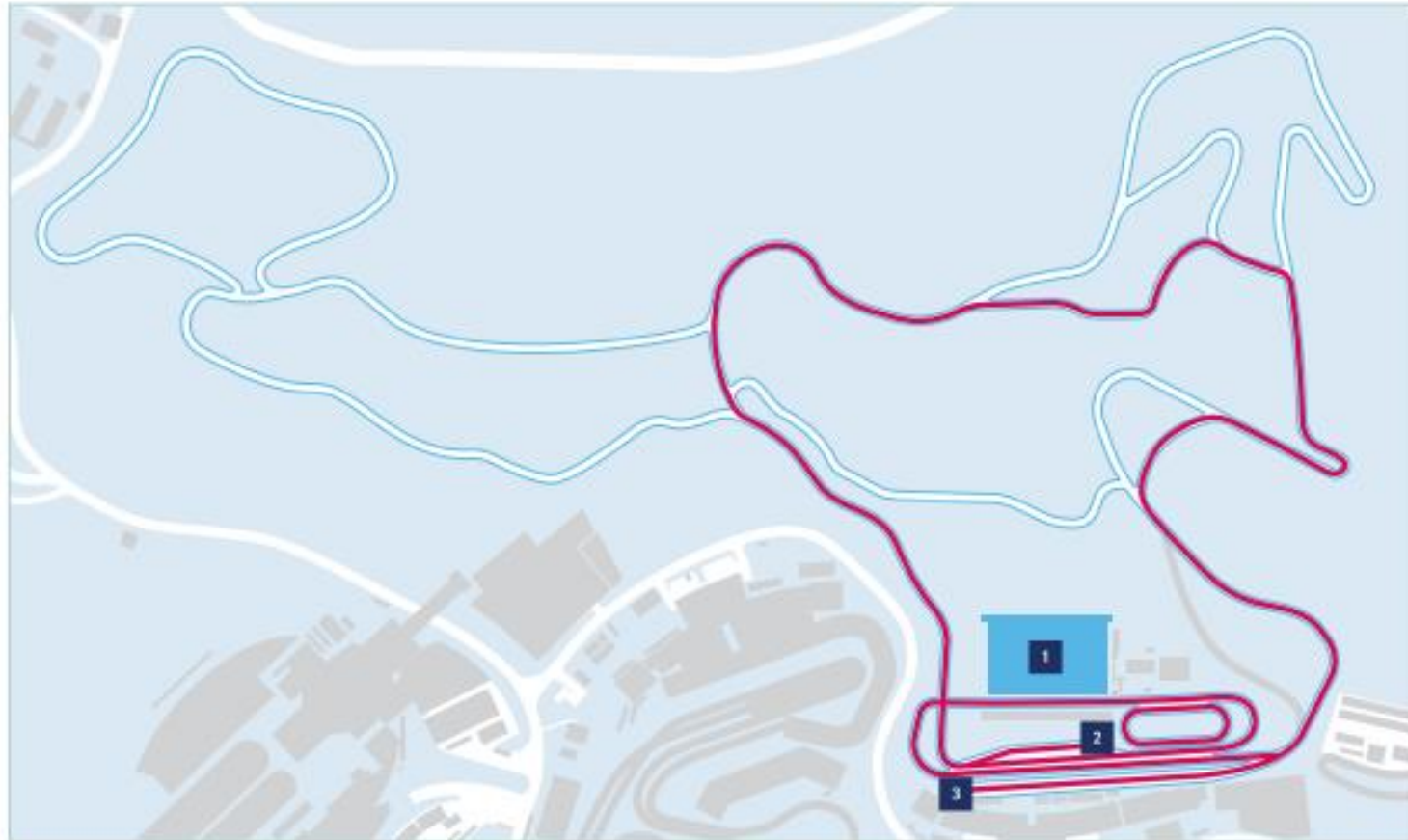
ALPENSIA BIATHLON CENTRE

GANGWON
2024



YOUTH
OLYMPIC
GAMES


Lap 2.0 km



HD	36	Start Lap	1,864 m
TC	156	Middle Laps	2,129 m
MC	40	Finish Lap	1,935 m

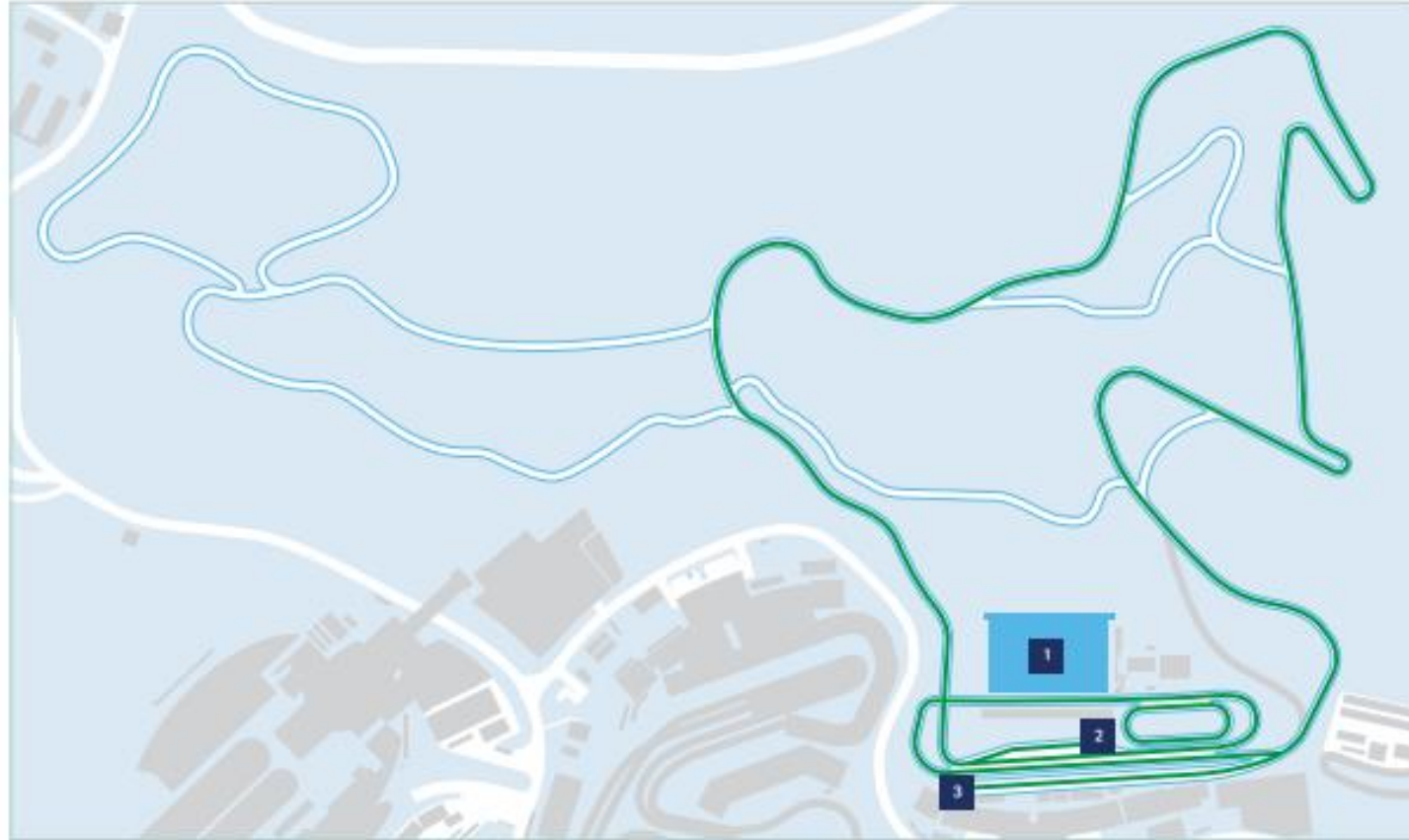
ALPENSIA BIATHLON CENTRE

GANGWON
2024



YOUTH
OLYMPIC
GAMES

Lap 2.5 km



HD	36	Start Lap	2,411 m
TC	85	Middle Laps	2,676 m
MC	40	Finish Lap	2,482 m

**GANGWON
2024**



**YOUTH
OLYMPIC
GAMES**

**GROW TOGETHER
SHINE FOREVER**
