



RESULTS BOOK



**BKT Tires World Women's
Curling Championship 2024
Sydney, NS, Canada**

16 - 24 March 2024



SUN 24 MAR 2024

Medallists

Medal	Country	Name	Position - Function
GOLD	CAN - Canada	HOMAN Rachel	4 S
		FLEURY Tracy	3
		MISKEW Emma	2
		WILKES Sarah	1
		BROWN Rachel	A
		BARTLETT Don	C
SILVER	SUI - Switzerland	TIRINZONI Silvana	3 S
		PAETZ Alina	4
		WITSCHONKE Selina	2
		HOWALD Carole	1
		BERSET Stefanie	A
		CHARETTE Pierre	C
BRONZE	KOR - Korea	GIM Eunji	4 S
		KIM Minji	3
		KIM Suji	2
		SEOL Yeeun	1
		SEOL Yeji	A
		SHIN Dongho	C

Note:
 Position and function for each team member:
4 = Fourth, **3** = Third, **2** = Second, **1** = Lead, **A** = Alternate, **S** = Skip, **C** = Coach

Final Standings

Rank	Team	Players	Position - Function
1	CAN - Canada	HOMAN Rachel	4 S
		FLEURY Tracy	3 V
		MISKEW Emma	2
		WILKES Sarah	1
		BROWN Rachel	A
		BARTLETT Don	C
2	SUI - Switzerland	PAETZ Alina	4 V
		TIRINZONI Silvana	3 S
		WITSCHONKE Selina	2
		HOWALD Carole	1
		BERSET Stefanie	A
		CHARETTE Pierre	C
3	KOR - Korea	GIM Eunji	4 S
		KIM Minji	3 V
		KIM Suji	2
		SEOL Yeeun	1
		SEOL Yeji	A
		SHIN Dongho	C
4	ITA - Italy	CONSTANTINI Stefania	4 S
		MATHIS Elena	3
		ROMEI Angela	2
		ZARDINI LACEDELLI Giulia	1 V
		LO DESERTO Marta	A
		CALDART Violetta	C
5	SWE - Sweden	HASSELBORG Anna	4 S
		McMANUS Sara	3 V
		KNOCHENHAUER Agnes	2
		MABERGS Sofia	1
		HELDIN Johanna	A
		LINDSTROEM Kristian	C
6	DEN - Denmark	DUPONT Madeleine	4 S
		HALSE Mathilde	3 V
		DUPONT Denise	2
		LARSEN My	1
		LANDER Jasmin	A
		SCHMIDT Ulrik	C
7	USA - United States	PETERSON Tabitha	4 S
		THIESSE Cory	3 V
		PETERSON Tara	2
		HAMILTON Becca	1
		PERSINGER Vicky	A
		OVERTON-CLAPHAM Cathy	C
8	SCO - Scotland	MORRISON Rebecca	4 S
		DODDS Jennifer	3
		SINCLAIR Sophie	2
		JACKSON Sophie	1 V
		AITKEN Gina	A
		PATERSON Ross	C

Final Standings

Rank	Team	Players	Position - Function
9	NOR - Norway	SKASLIEN Kristin	4 V
		ROERVIK Marianne	3 S
		HASLEV NORDBYE Mille	2
		ROENNING Martine	1
		FORBREGD Ingeborg	A
		STEEN HANSEN Rune	C
10	TUR - Türkiye	YILDIZ Dilsat	4 S
		POLAT Oznur	3 V
		CALIKUSU Ifayet Safak	2
		SENGUL Berfin	1
		KARAMAN Iclal	A
		CAKIR Bilal Omer	C
11	JPN - Japan	UENO Miyu	4 S
		KANAI Asuka	3 V
		NISHIMURO Junko	2
		UENO Yui	1
		RYOKAWA Mone	A
		NISHIMURO Yuji	C
12	EST - Estonia	TUVIKE Erika	4
		LAIDSALU Kerli	3 V
		TURMANN Liisa	2 S
		GROSSMANN Heili	1
		-	A
		RANTAMAKI Tomi	C
13	NZL - New Zealand	SMITH Jessica	4 S
		SMITH Courtney	3
		BECKER Bridget	2 V
		THOMPSON Holly	1
		THURLOW Natalie	A
		BECKER Sean	C

Note:

Teams eliminated during the qualification games are ranked based on their Round Robin ranking.

Position and function for each team member:

4 = Fourth, **3** = Third, **2** = Second, **1** = Lead, **A** = Alternate, **S** = Skip, **V** = Vice-Skip, **C** = Coach



Competition Summary

Session	Date	Time	Sheet A	Sheet B	Sheet C	Sheet D	Attendance
Session 1	SAT 16 MAR	14:00	USA 8-4 TUR	SWE 6-7 CAN	NZL 6-8 JPN	KOR 4-7 SUI	2'661
Session 2	SAT 16 MAR	19:00	ITA 8-4 EST	USA 3-10 SUI	SCO 6-4 NOR	DEN 4-7 CAN	1'761
Session 3	SUN 17 MAR	9:00	NOR 8-7 SWE	EST 6-9 KOR	TUR 4-10 DEN	SCO 6-8 NZL	1'231
Session 4	SUN 17 MAR	14:00	KOR 12-4 NZL	JPN 4-6 TUR	CAN 10-6 USA	SWE 4-6 ITA	1'914
Session 5	SUN 17 MAR	19:00	DEN 6-5 JPN	ITA 8-2 SCO	SUI 9-3 EST	NOR 5-7 USA	1'335
Session 6	MON 18 MAR	9:00	TUR 7-8 SUI	NZL 2-8 SWE	DEN 9-2 SCO		1'489
Session 7	MON 18 MAR	14:00	NZL 7-10 ^{EE} EST	CAN 9-4 NOR	USA 3-10 ITA	JPN 4-9 KOR	1'122
Session 8	MON 18 MAR	19:00	SCO 1-8 SWE	SUI 10-3 JPN	NOR 11-5 TUR	EST 9-10 DEN	938
Session 9	TUE 19 MAR	9:00		SWE 9-6 TUR	KOR 9-3 SCO	ITA 7-8 ^{EE} CAN	1'998
Session 10	TUE 19 MAR	14:00	EST 4-10 JPN	DEN 7-4 USA	ITA 11-3 NZL	SUI 6-3 NOR	913
Session 11	TUE 19 MAR	19:00	CAN 8-5 SUI	SCO 12-8 EST	SWE 6-5 ^{EE} DEN	TUR 3-10 KOR	1'906
Session 12	WED 20 MAR	9:00	NOR 11-4 NZL	KOR 9-10 ITA	JPN 2-7 CAN	USA 5-10 SWE	2'285
Session 13	WED 20 MAR	14:00	DEN 6-8 ITA	NOR 5-8 JPN	EST 6-8 TUR	SUI 5-6 ^{EE} SCO	929
Session 14	WED 20 MAR	19:00	SWE 5-7 KOR	TUR 5-9 CAN	SCO 6-8 USA	NZL 1-7 DEN	1'264
Session 15	THU 21 MAR	9:00	JPN 7-9 USA	SUI 10-2 NZL	ITA 10-2 NOR	CAN 9-4 EST	2'211
Session 16	THU 21 MAR	14:00	TUR 5-6 SCO	EST 5-8 SWE	DEN 1-9 SUI	KOR 7-4 NOR	958
Session 17	THU 21 MAR	19:00	NZL 2-9 CAN	USA 3-9 KOR	JPN 3-5 SWE	ITA 7-6 TUR	1'388
Session 18	FRI 22 MAR	9:00	SUI 6-2 ITA	NOR 9-3 DEN	USA 12-4 EST	SCO 7-2 JPN	2'017
Session 19	FRI 22 MAR	14:00	KOR 9-5 DEN	CAN 8-2 SCO	TUR 9-6 NZL	SWE 2-4 SUI	2'452
Session 20	FRI 22 MAR	19:00	EST 8-6 NOR	JPN 8-10 ^{EE} ITA	CAN 5-6 KOR	NZL 3-9 USA	2'747
Qualification	SAT 23 MAR	11:00		ITA 7-4 DEN		SWE 3-6 KOR	2'171
Semi-finals	SAT 23 MAR	17:00		CAN 9-7 KOR		ITA 3-6 SUI	3'304
Bronze Medal	SUN 24 MAR	11:00			ITA 3-6 KOR		2'235
Gold Medal	SUN 24 MAR	17:00			CAN 7-5 SUI		4'373
Total:							45'602

Standings after Round Robin

Rank	Team	Games	Wins	Losses	
1	CAN - Canada	12	11	1	Q
2	SUI - Switzerland	12	10	2	Q w2
3	ITA - Italy	12	10	2	Q w1
4	KOR - Korea	12	10	2	Q w0
5	SWE - Sweden	12	7	5	Q
6	DEN - Denmark	12	6	6	Q w1
7	USA - United States	12	6	6	w0
8	SCO - Scotland	12	5	7	
9	NOR - Norway	12	4	8	
10	TUR - Türkiye	12	3	9	w1
11	JPN - Japan	12	3	9	w0
12	EST - Estonia	12	2	10	
13	NZL - New Zealand	12	1	11	



Competition Summary

Play-offs Bracket

Qualification	Semi-finals	Finals	Final Standings
<p>4 KOR 6 Sheet D</p> <p>5 SWE 3</p> <p>3 ITA 7 Sheet B</p> <p>6 DEN 4</p>	<p>1 CAN 9 Sheet B</p> <p>KOR 7</p> <p>2 SUI 6 Sheet D</p> <p>ITA 3</p>	<p>CAN 7 Sheet C</p> <p>SUI 5</p> <p>KOR 6 Sheet C</p> <p>ITA 3</p>	<p>CAN 1st</p> <p>SUI 2nd</p> <p>KOR 3rd</p> <p>ITA 4th</p>

- 1 CAN - Canada
- 2 SUI - Switzerland
- 3 KOR - Korea
- 4 ITA - Italy
- 5 SWE - Sweden
- 6 DEN - Denmark
- 7 USA - United States
- 8 SCO - Scotland
- 9 NOR - Norway
- 10 TUR - Türkiye
- 11 JPN - Japan
- 12 EST - Estonia
- 13 NZL - New Zealand

Legend:	Q Qualified for the play-offs	wn Number of wins (n) against tied teams
----------------	--------------------------------------	---

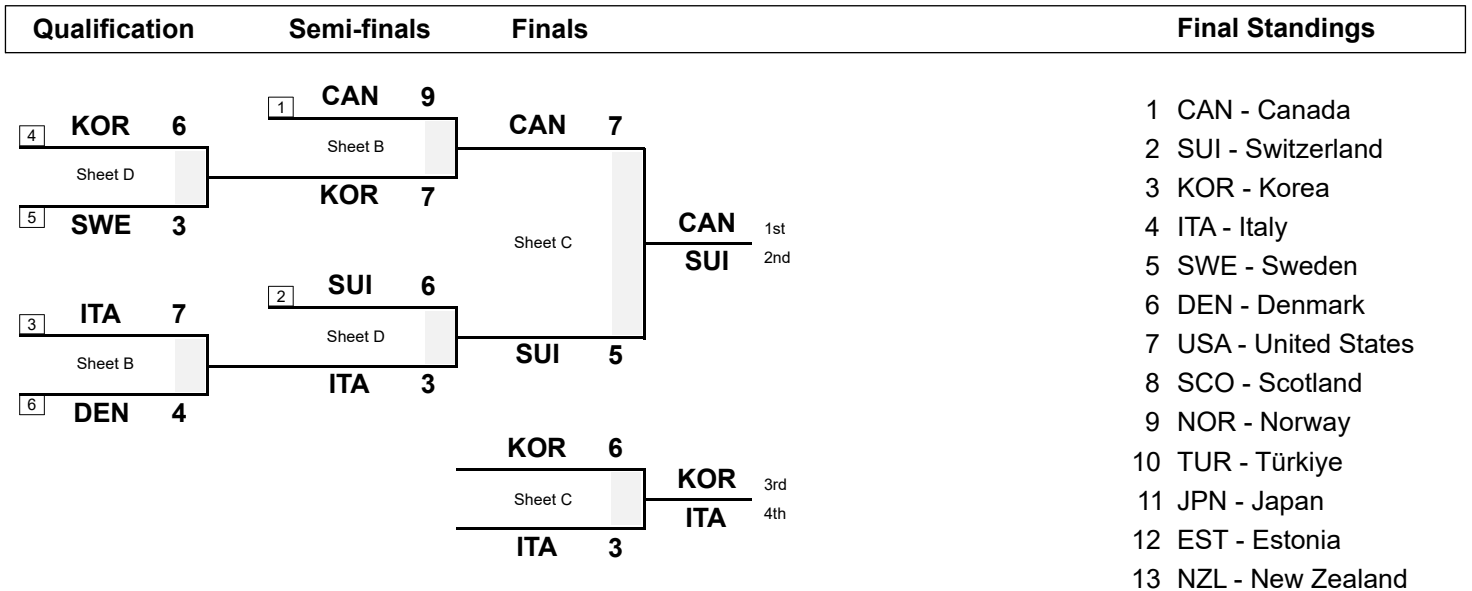
SUN 24 MAR 2024
Start Time 17:00

Gold Medal Game

Session Results and Standings

Sheet	Team	LSFE	1	2	3	4	5	6	7	8	9	10	Extra Ends	Total
C	CAN - Canada	*	1	0	1	0	2	0	0	0	3	X		7
	SUI - Switzerland		0	2	0	2	0	0	0	1	0	X		5

Play-offs Bracket



Attendance

Session: 4'373 Total: 45'602

Legend:	
LSFE(*) Last Stone First End	X Unplayed/unfinished end due to concession

SUN 24 MAR 2024
Start Time 17:00

Gold Medal Game **WORLD CURLING**

Game Results

Sheet	Team	LSFE	1	2	3	4	5	6	7	8	9	10	Extra Ends	Total
C	CAN - Canada	*	1	0	1	0	2	0	0	0	3	X		7
	SUI - Switzerland		0	2	0	2	0	0	0	1	0	X		5

CAN - Canada		Shot Success	Game	All
4 S	HOMAN Rachel	88%	89%	
3 V	FLEURY Tracy	84%	85%	
2	MISKEW Emma	78%	88%	
1	WILKES Sarah	95%	92%	
A	BROWN Rachel	-	50%	
Team Total		86%	88%	

SUI - Switzerland		Shot Success	Game	All
4 V	PAETZ Alina	88%	89%	
3 S	TIRINZONI Silvana	80%	87%	
2	WITSCHONKE Selina	88%	87%	
1	HOWALD Carole	94%	93%	
A	BERSET Stefanie	-	83%	
Team Total		87%	89%	

Time remaining: 0 minutes 35 seconds

Time remaining: 1 minute 34 seconds

Time-out: End 10 - CAN stone 6

Time-out: End 10 - SUI stone 6

Shot Success Analysis

CAN - Canada		↻	↺	Game
4	HOMAN Rachel	Draws 7 82%	3 100%	10 88%
		Take-outs 1 100%	9 86%	10 88%
		Total 8 84%	12 90%	20 88%
3	FLEURY Tracy	Draws 6 96%	5 95%	11 95%
		Take-outs 5 75%	4 63%	9 69%
		Total 11 86%	9 81%	20 84%
2	MISKEW Emma	Draws 4 69%	3 75%	7 71%
		Take-outs 8 78%	5 85%	13 81%
		Total 12 75%	8 81%	20 78%
1	WILKES Sarah	Draws 6 100%	14 93%	20 95%
		Take-outs 0 -	0 -	0 -
		Total 6 100%	14 93%	20 95%
A	BROWN Rachel	Draws 0 -	0 -	0 -
		Take-outs 0 -	0 -	0 -
		Total 0 -	0 -	0 -
Team		Draws 23 88%	25 92%	48 90%
		Take-outs 14 79%	18 81%	32 80%
		Total 37 84%	43 87%	80 86%

SUI - Switzerland		↻	↺	Game
4	PAETZ Alina	Draws 4 88%	6 71%	10 78%
		Take-outs 4 100%	5 100%	9 100%
		Total 8 94%	11 84%	19 88%
3	TIRINZONI Silvana	Draws 2 50%	4 88%	6 75%
		Take-outs 9 78%	5 90%	14 82%
		Total 11 73%	9 89%	20 80%
2	WITSCHONKE Selina	Draws 3 100%	7 89%	10 93%
		Take-outs 1 100%	9 81%	10 83%
		Total 4 100%	16 84%	20 88%
1	HOWALD Carole	Draws 5 100%	13 92%	18 94%
		Take-outs 1 100%	1 75%	2 88%
		Total 6 100%	14 91%	20 94%
A	BERSET Stefanie	Draws 0 -	0 -	0 -
		Take-outs 0 -	0 -	0 -
		Total 0 -	0 -	0 -
Team		Draws 14 89%	30 87%	44 88%
		Take-outs 15 87%	20 88%	35 87%
		Total 29 88%	50 87%	79 87%

Note:
Position and function for each team member:
4 = Fourth, 3 = Third, 2 = Second, 1 = Lead, A = Alternate, S = Skip, V = Vice-Skip

Legend:
↻ Clockwise ↺ Counter-clockwise LSFE(*) Last Stone First End
X Unplayed/unfinished end due to concession

SUN 24 MAR 2024
Start Time 17:00

Gold Medal Game

WORLD CURLING

Game - Shot by Shot

End 1 **CAN - Canada 0 + 1 (this end) = 1** **SUI - Switzerland 0 + 0 (this end) = 0**



	CAN	SUI
Total Score	1	0
Time left	35:23	35:15

Legend:
 ↻ Clockwise ↺ Counter-clockwise - Not considered



SUN 24 MAR 2024
Start Time 17:00

Gold Medal Game



Game - Shot by Shot

End 2 ● **CAN - Canada** 1 + 0 (this end) = 1 ● **SUI - Switzerland** 0 + 2 (this end) = 2



	CAN	SUI
Total Score	1	2
Time left	32:16	31:54

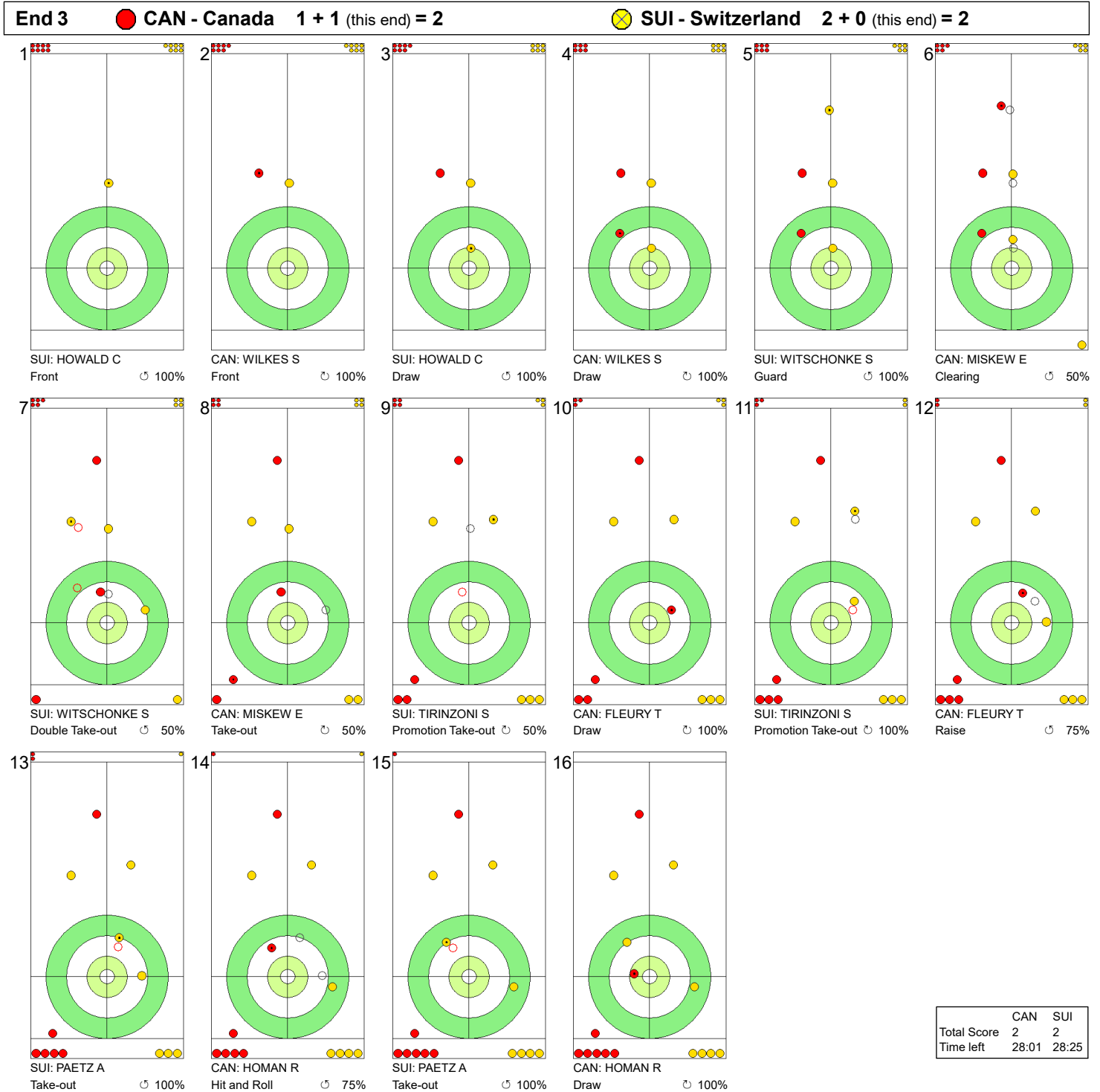
Legend:
 ↻ Clockwise ↺ Counter-clockwise - Not considered

SUN 24 MAR 2024
Start Time 17:00

Gold Medal Game

WORLD CURLING

Game - Shot by Shot



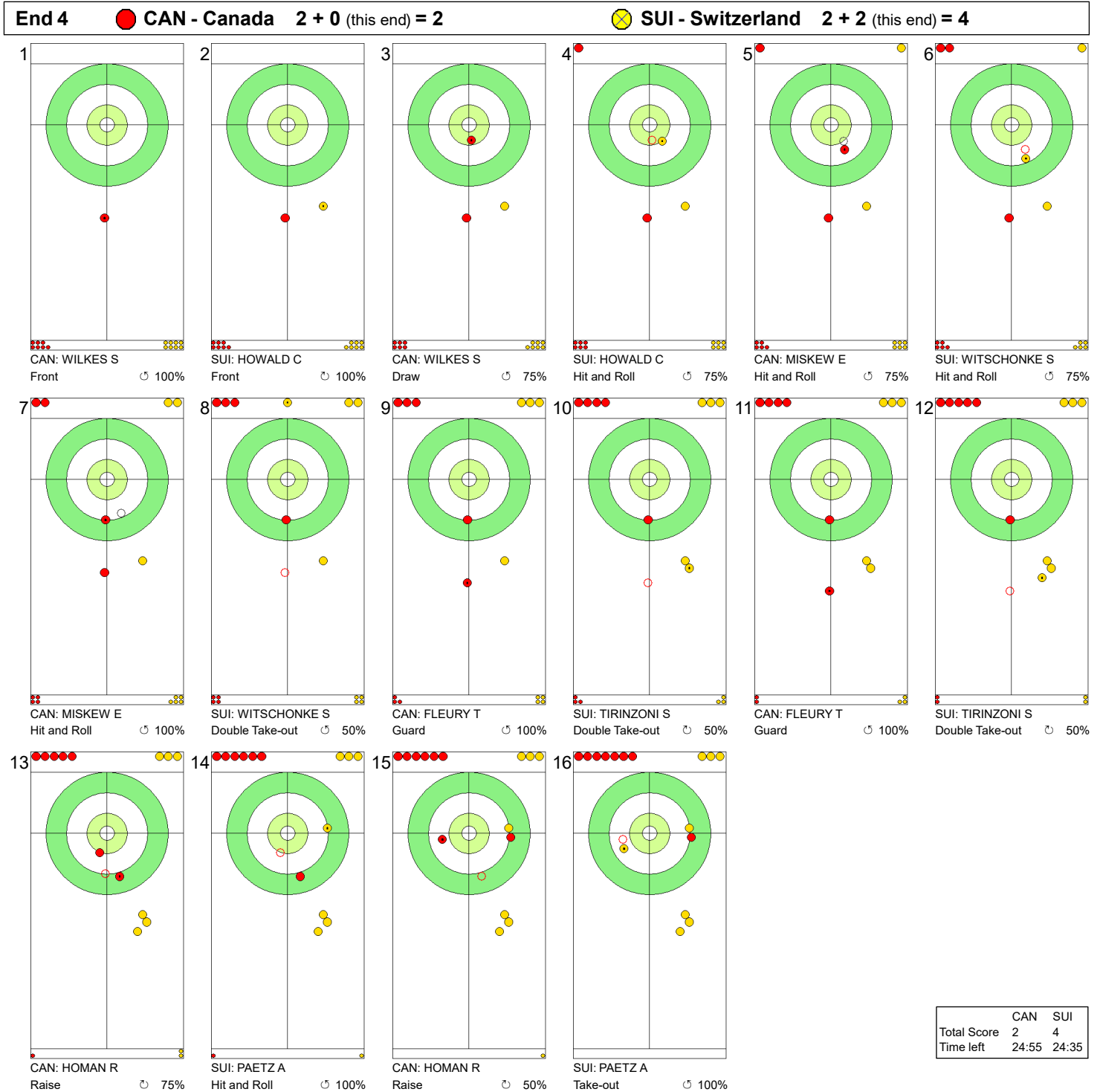
Legend:
 Clockwise Counter-clockwise - Not considered

SUN 24 MAR 2024
Start Time 17:00

Gold Medal Game

WORLD CURLING

Game - Shot by Shot



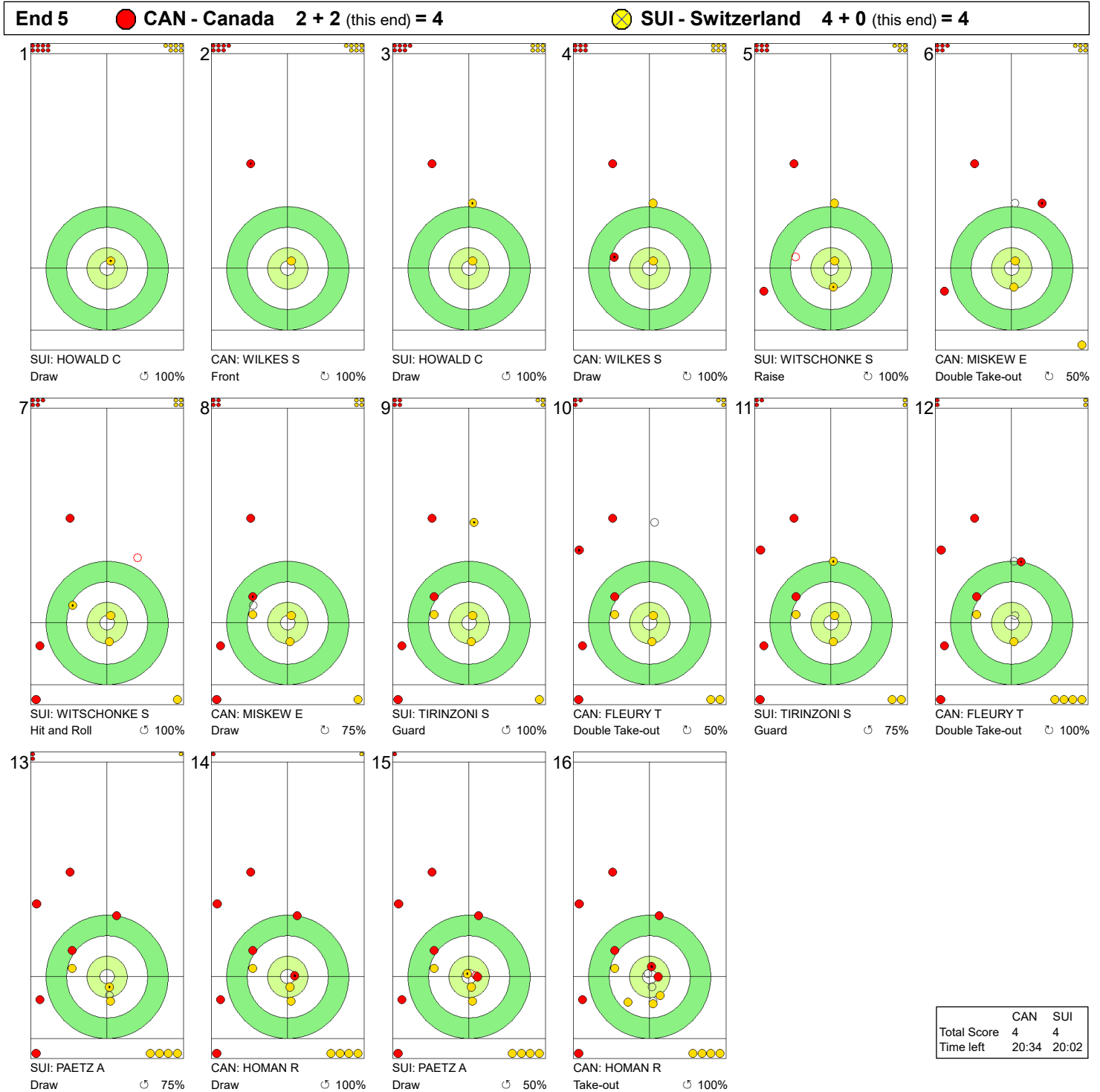
Legend:
 ↻ Clockwise ↺ Counter-clockwise - Not considered

SUN 24 MAR 2024
Start Time 17:00

Gold Medal Game

WORLD CURLING

Game - Shot by Shot



Legend:
 Clockwise Counter-clockwise - Not considered

SUN 24 MAR 2024 Start Time 17:00

Gold Medal Game

WORLD CURLING

Game - Shot by Shot



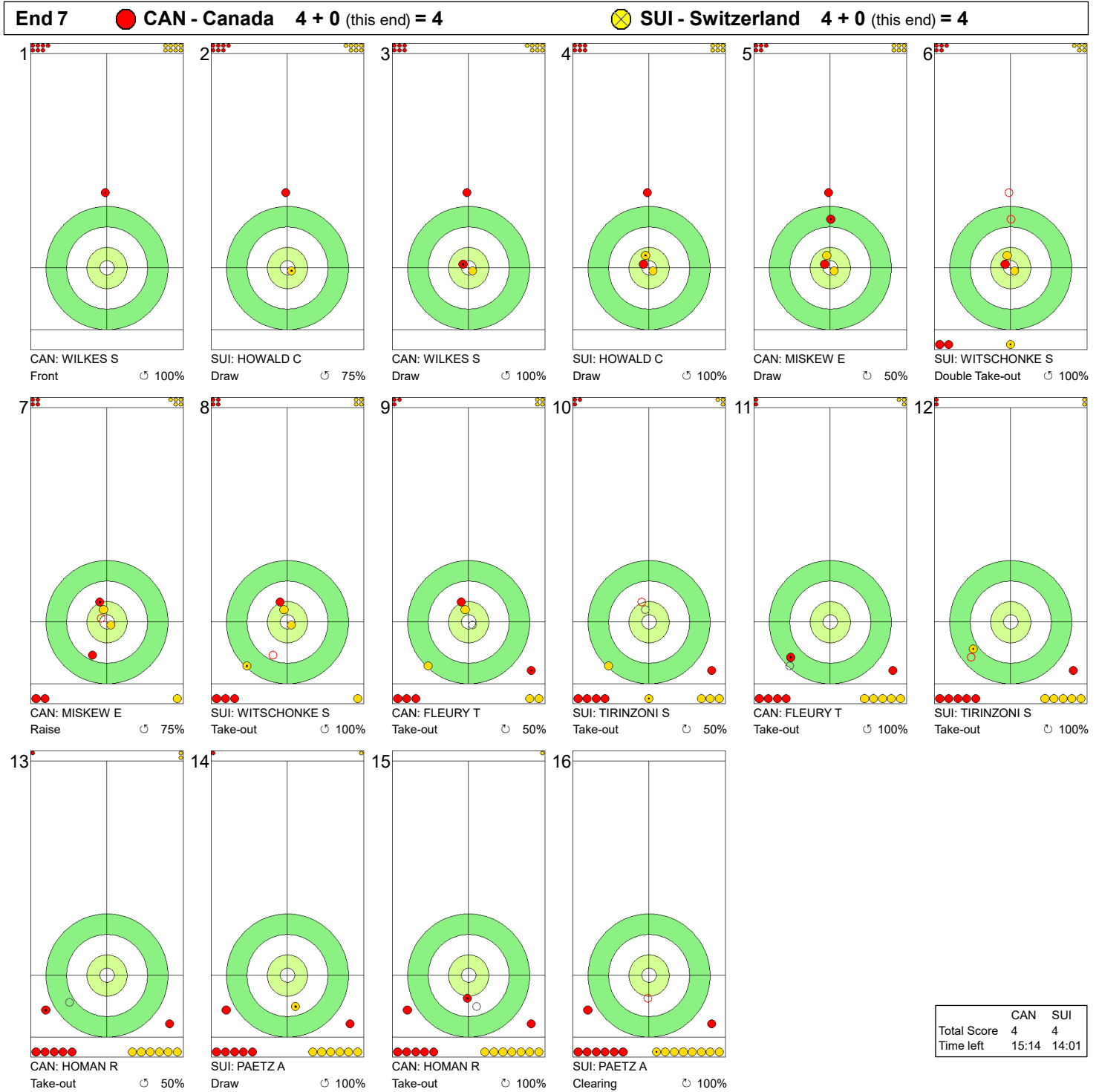
Legend:
 ↻ Clockwise ↺ Counter-clockwise - Not considered

SUN 24 MAR 2024
Start Time 17:00

Gold Medal Game

WORLD
CURLING

Game - Shot by Shot



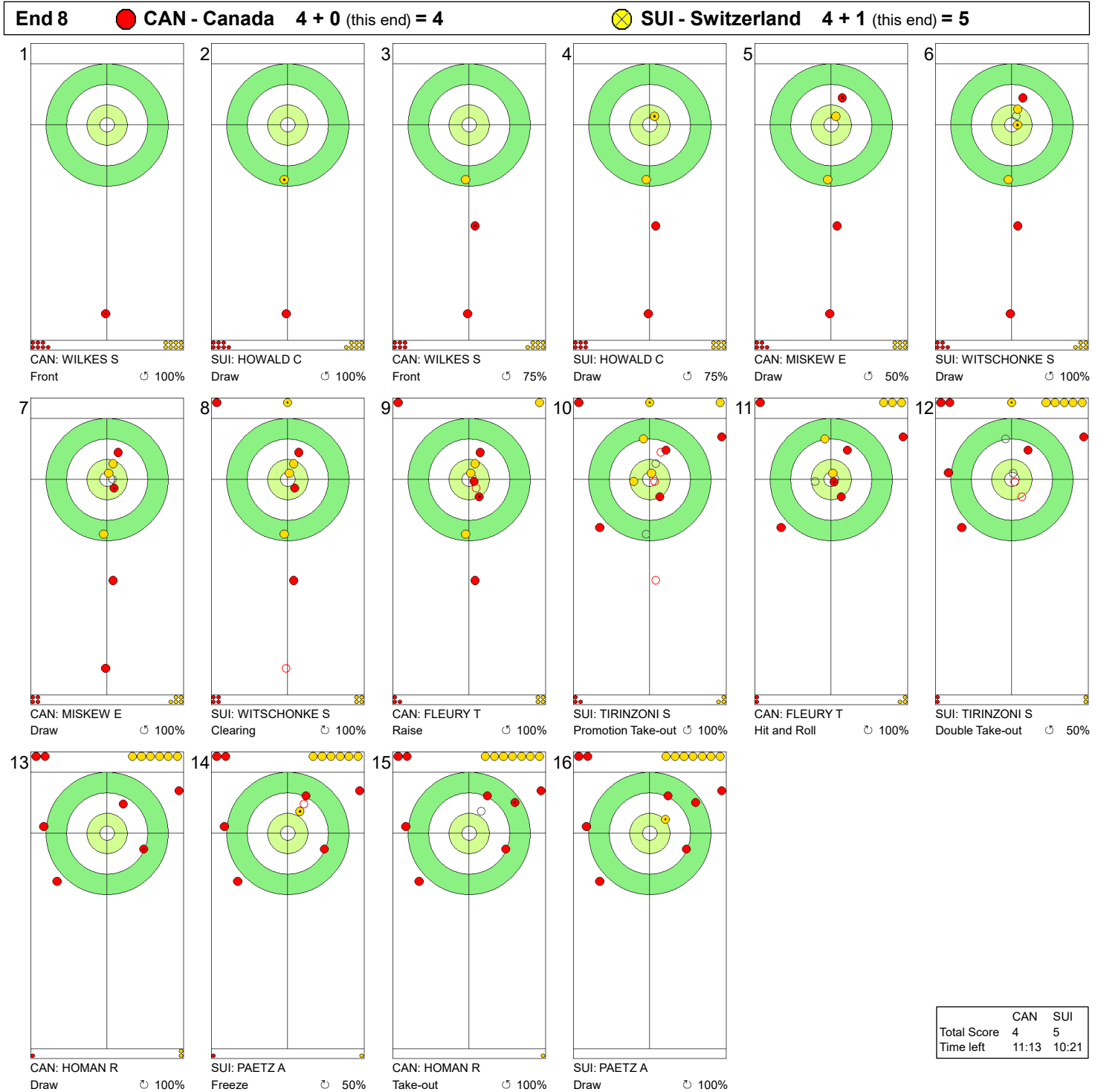
Legend:
 Clockwise Counter-clockwise - Not considered

SUN 24 MAR 2024
Start Time 17:00

Gold Medal Game

WORLD CURLING

Game - Shot by Shot



Legend:

↻ Clockwise

↺ Counter-clockwise

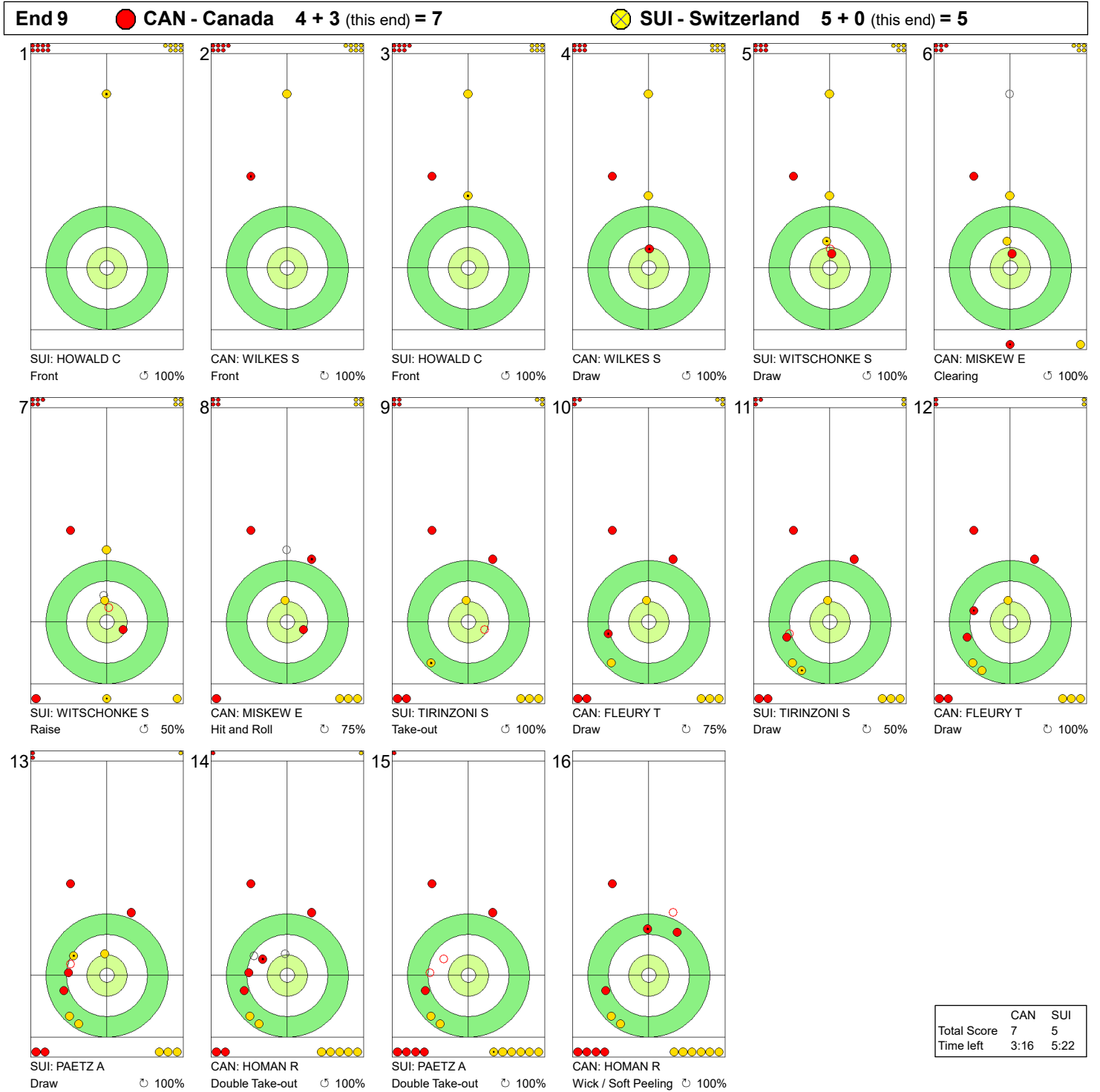
- Not considered

SUN 24 MAR 2024
Start Time 17:00

Gold Medal Game

WORLD CURLING

Game - Shot by Shot



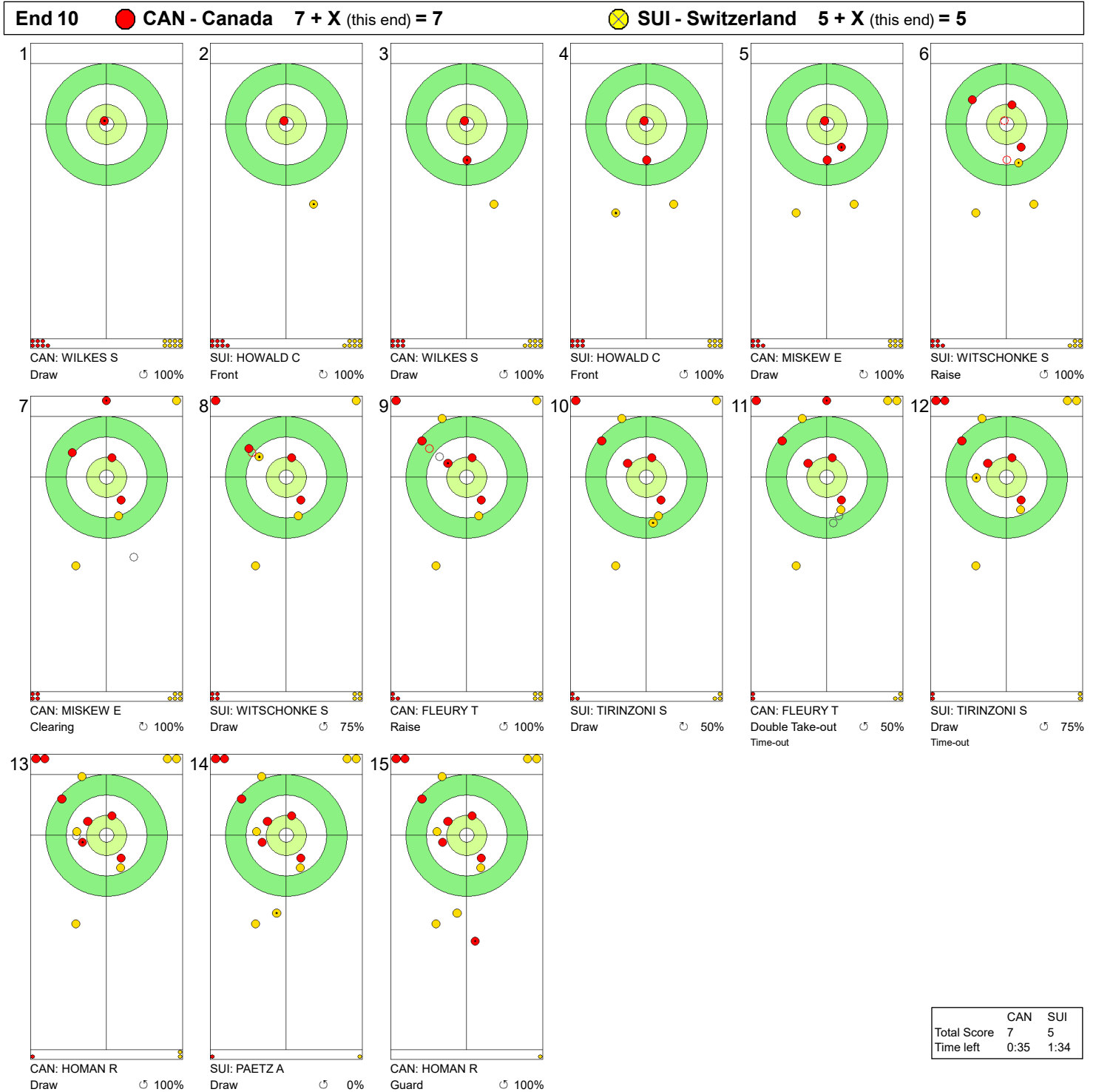
Legend:
 ↻ Clockwise ↺ Counter-clockwise - Not considered

SUN 24 MAR 2024
Start Time 17:00

Gold Medal Game

WORLD CURLING

Game - Shot by Shot



Legend:
 ↻ Clockwise ↺ Counter-clockwise - Not considered
 X Unfinished end due to concession

Cumulative Player Statistics by Team

CAN - Canada

HOMAN Rachel 4 S Right-handed

Type	↻	%	↺	%	Total	%
Draw	42	92	32	82	74	88
Front	0	-	0	-	0	-
Guard	1	100	4	100	5	100
Raise	6	75	8	69	14	71
Wick / Soft Peeling	2	75	0	-	2	75
Freeze	0	-	0	-	0	-
Take-out	27	96	35	96	62	96
Hit and Roll	15	90	15	87	30	88
Clearing	11	86	16	94	27	91
Double Take-out	14	73	10	90	24	80
Promotion Take-out	3	67	6	92	9	83
All Draws	51	90	44	81	95	86
All Take-outs	70	88	82	93	152	90
Total	121	88	126	89	247	89
Not considered					3	-

WILKES Sarah 1 Right-handed

Type	↻	%	↺	%	Total	%
Draw	66	91	76	93	142	92
Front	31	97	36	95	67	96
Guard	2	75	1	50	3	67
Raise	1	100	3	67	4	75
Wick / Soft Peeling	4	94	7	86	11	89
Freeze	0	-	0	-	0	-
Take-out	12	85	6	75	18	82
Hit and Roll	3	92	2	100	5	95
Clearing	0	-	0	-	0	-
Double Take-out	0	-	0	-	0	-
Promotion Take-out	0	-	0	-	0	-
All Draws	104	93	123	92	227	93
All Take-outs	15	87	8	81	23	85
Total	119	92	131	92	250	92
Not considered					0	-

FLEURY Tracy 3 V Right-handed

Type	↻	%	↺	%	Total	%
Draw	25	87	24	93	49	90
Front	1	100	4	69	5	75
Guard	4	100	6	96	10	98
Raise	6	63	10	88	16	78
Wick / Soft Peeling	0	-	0	-	0	-
Freeze	0	-	0	-	0	-
Take-out	30	90	34	79	64	84
Hit and Roll	16	86	24	84	40	85
Clearing	17	87	27	98	44	94
Double Take-out	9	75	6	58	15	68
Promotion Take-out	5	50	4	88	9	67
All Draws	36	85	44	90	80	88
All Take-outs	77	84	95	85	172	84
Total	113	84	139	86	252	85
Not considered					0	-

BROWN Rachel A Right-handed

Type	↻	%	↺	%	Total	%
Draw	1	100	0	-	1	100
Front	0	-	0	-	0	-
Guard	0	-	0	-	0	-
Raise	0	-	0	-	0	-
Wick / Soft Peeling	0	-	1	0	1	0
Freeze	0	-	0	-	0	-
Take-out	0	-	0	-	0	-
Hit and Roll	0	-	0	-	0	-
Clearing	0	-	0	-	0	-
Double Take-out	0	-	0	-	0	-
Promotion Take-out	0	-	0	-	0	-
All Draws	1	100	1	0	2	50
All Take-outs	0	-	0	-	0	-
Total	1	100	1	0	2	50
Not considered					0	-

MISKEW Emma 2 Right-handed

Type	↻	%	↺	%	Total	%
Draw	26	68	26	85	52	76
Front	0	-	5	100	5	100
Guard	3	92	2	100	5	95
Raise	9	83	8	91	17	87
Wick / Soft Peeling	4	50	1	100	5	60
Freeze	0	-	0	-	0	-
Take-out	22	89	23	93	45	91
Hit and Roll	13	88	19	93	32	91
Clearing	34	96	33	94	67	95
Double Take-out	10	95	7	86	17	91
Promotion Take-out	4	88	2	50	6	75
All Draws	42	71	42	89	84	80
All Take-outs	83	92	84	92	167	92
Total	125	85	126	91	251	88
Not considered					1	-

Team: CAN - Canada

Type	↻	%	↺	%	Total	%
Draw	160	87	158	89	318	88
Front	32	97	45	93	77	95
Guard	10	93	13	94	23	93
Raise	22	76	29	81	51	79
Wick / Soft Peeling	10	73	9	78	19	75
Freeze	0	-	0	-	0	-
Take-out	91	91	98	88	189	89
Hit and Roll	47	88	60	88	107	88
Clearing	62	92	76	95	138	94
Double Take-out	33	80	23	80	56	80
Promotion Take-out	12	67	12	83	24	75
All Draws	234	87	254	89	488	88
All Take-outs	245	88	269	89	514	89
Total	479	88	523	89	1002	88
Not considered					4	-

Note:
Position and function for each team member:
4 = Fourth, 3 = Third, 2 = Second, 1 = Lead, A = Alternate, S = Skip, V = Vice-Skip

Legend:
↻ Clockwise ↺ Counter-clockwise

Cumulative Player Statistics by Team

SUI - Switzerland

PAETZ Alina 4 V Right-handed

Type	↻	%	↺	%	Total	%
Draw	29	91	34	82	63	87
Front	0	-	0	-	0	-
Guard	4	100	11	82	15	87
Raise	6	83	4	100	10	90
Wick / Soft Peeling	0	-	1	50	1	50
Freeze	1	50	0	-	1	50
Take-out	34	88	44	98	78	94
Hit and Roll	9	97	15	85	24	90
Clearing	10	100	10	93	20	96
Double Take-out	9	94	6	67	15	83
Promotion Take-out	1	100	8	69	9	72
All Draws	40	90	50	83	90	86
All Take-outs	63	92	83	90	146	91
Total	103	91	133	87	236	89
Not considered					3	-

HOWALD Carole 1 Right-handed

Type	↻	%	↺	%	Total	%
Draw	24	85	109	94	133	93
Front	16	97	46	96	62	96
Guard	0	-	2	75	2	75
Raise	2	100	8	84	10	88
Wick / Soft Peeling	1	100	0	-	1	100
Freeze	0	-	0	-	0	-
Take-out	7	100	7	100	14	100
Hit and Roll	3	67	5	90	8	81
Clearing	2	100	3	100	5	100
Double Take-out	0	-	1	50	1	50
Promotion Take-out	1	100	2	88	3	92
All Draws	43	91	165	94	208	94
All Take-outs	13	92	18	93	31	93
Total	56	91	183	94	239	93
Not considered					1	-

TIRINZONI Silvana 3 S Right-handed

Type	↻	%	↺	%	Total	%
Draw	20	80	35	83	55	82
Front	0	-	1	100	1	100
Guard	3	92	7	96	10	95
Raise	5	80	1	100	6	83
Wick / Soft Peeling	0	-	0	-	0	-
Freeze	0	-	0	-	0	-
Take-out	29	87	38	96	67	92
Hit and Roll	18	92	15	88	33	90
Clearing	9	86	15	100	24	95
Double Take-out	19	75	6	83	25	77
Promotion Take-out	9	72	7	86	16	78
All Draws	28	81	44	86	72	84
All Take-outs	84	84	81	94	165	88
Total	112	83	125	91	237	87
Not considered					1	-

BERSET Stefanie A Right-handed

Type	↻	%	↺	%	Total	%
Draw	3	83	7	82	10	83
Front	0	-	0	-	0	-
Guard	0	-	0	-	0	-
Raise	0	-	0	-	0	-
Wick / Soft Peeling	0	-	0	-	0	-
Freeze	0	-	0	-	0	-
Take-out	0	-	0	-	0	-
Hit and Roll	0	-	0	-	0	-
Clearing	0	-	0	-	0	-
Double Take-out	0	-	0	-	0	-
Promotion Take-out	0	-	0	-	0	-
All Draws	3	83	7	82	10	83
All Take-outs	0	-	0	-	0	-
Total	3	83	7	82	10	83
Not considered					0	-

WITSCHONKE Selina 2 Right-handed

Type	↻	%	↺	%	Total	%
Draw	28	79	42	88	70	85
Front	1	100	1	100	2	100
Guard	2	75	10	88	12	85
Raise	2	100	10	93	12	94
Wick / Soft Peeling	0	-	1	100	1	100
Freeze	0	-	0	-	0	-
Take-out	17	85	23	90	40	88
Hit and Roll	16	91	20	76	36	83
Clearing	18	93	24	91	42	92
Double Take-out	7	93	11	77	18	83
Promotion Take-out	3	75	2	100	5	85
All Draws	33	81	64	89	97	86
All Take-outs	61	89	80	85	141	87
Total	94	86	144	87	238	87
Not considered					0	-

Team: SUI - Switzerland

Type	↻	%	↺	%	Total	%
Draw	104	84	227	89	331	88
Front	17	97	48	96	65	97
Guard	9	92	30	87	39	88
Raise	15	87	23	91	38	89
Wick / Soft Peeling	1	100	2	75	3	83
Freeze	1	50	0	-	1	50
Take-out	87	88	112	96	199	92
Hit and Roll	46	91	55	83	101	87
Clearing	39	94	52	94	91	94
Double Take-out	35	84	24	75	59	80
Promotion Take-out	14	77	19	80	33	79
All Draws	147	86	330	90	477	89
All Take-outs	221	88	262	90	483	89
Total	368	87	592	90	960	89
Not considered					5	-

Note:

Position and function for each team member:

4 = Fourth, 3 = Third, 2 = Second, 1 = Lead, A = Alternate, S = Skip, V = Vice-Skip

Legend:

↻ Clockwise

↺ Counter-clockwise

Scoring Analysis

Team	Games		LSFE	Stolen Ends	Last Stone Eff.	Force Eff.	Points Scored						Total	Plus / Minus
							0	1	2	3	4	>4		
CAN	14	For	10	10	57%	66%	10	26	22	8	2	2	112	+47
		Against	4	4			6	33	13	2	0	0	65	
SUI	14	For	7	17	51%	67%	11	29	20	3	3	2	100	+46
		Against	7	1			12	25	8	3	1	0	54	
KOR	15	For	10	18	53%	58%	8	34	24	7	4	0	119	+45
		Against	5	7			11	32	18	2	0	0	74	
ITA	15	For	13	11	44%	64%	14	28	23	6	2	2	110	+33
		Against	2	9			9	35	14	2	2	0	77	
SWE	13	For	4	17	33%	63%	13	34	18	1	2	0	81	+16
		Against	9	7			5	33	14	0	1	0	65	
DEN	13	For	5	10	33%	58%	4	26	14	6	0	1	77	-3
		Against	8	12			12	32	15	3	1	1	80	
NOR	12	For	5	10	29%	47%	6	27	13	2	2	1	72	-8
		Against	7	14			4	28	17	3	1	1	80	
USA	12	For	5	11	33%	39%	3	24	18	3	2	0	77	-8
		Against	7	9			6	19	22	3	2	1	85	
JPN	12	For	5	8	30%	50%	6	27	11	2	1	1	64	-20
		Against	7	16			13	29	16	5	2	0	84	
SCO	12	For	6	7	23%	50%	11	25	8	6	0	0	59	-23
		Against	6	15			7	22	21	6	0	0	82	
TUR	12	For	4	8	30%	49%	6	33	10	5	0	0	68	-26
		Against	8	10			9	26	19	4	2	2	94	
EST	12	For	8	9	32%	37%	4	25	20	2	0	0	71	-37
		Against	4	19			0	26	17	10	2	2	108	
NZL	12	For	2	5	21%	42%	2	24	9	2	0	0	48	-62
		Against	10	18			4	22	16	10	4	2	110	
Total	84			141			98	362	210	53	18	9	1'058	

Note:

Stolen ends are the ends won without the last stone advantage.

Last Stone Efficiency: Scoring two or more points with last stone advantage.

Force Efficiency: Forcing the opponent team to score only one point when they have the last stone advantage.

Legend:

>4 More than four points scored

Eff. Efficiency

LSFE Last Stone First End

Summary of Big Ends

Points Scored	By	Against	Session	End	Game Result
5	CAN - Canada	NZL - New Zealand	17	8	9 : 2
5	CAN - Canada	TUR - Türkiye	14	10	9 : 5
5	ITA - Italy	NOR - Norway	15	4	10 : 2
5	ITA - Italy	USA - United States	7	6	10 : 3
5	SUI - Switzerland	DEN - Denmark	16	7	9 : 1
5	SUI - Switzerland	EST - Estonia	5	1	9 : 3
5	DEN - Denmark	TUR - Türkiye	3	4	10 : 4
5	JPN - Japan	EST - Estonia	10	7	10 : 4
5	NOR - Norway	NZL - New Zealand	12	7	11 : 4
4	KOR - Korea	DEN - Denmark	19	7	9 : 5
4	KOR - Korea	ITA - Italy	12	7	9 : 10
4	KOR - Korea	JPN - Japan	7	2	9 : 4
4	KOR - Korea	NZL - New Zealand	4	8	12 : 4
4	SUI - Switzerland	NZL - New Zealand	15	5	10 : 2
4	SUI - Switzerland	NZL - New Zealand	15	1	10 : 2
4	SUI - Switzerland	USA - United States	2	4	10 : 3
4	CAN - Canada	EST - Estonia	15	2	9 : 4
4	CAN - Canada	SUI - Switzerland	11	7	8 : 5
4	ITA - Italy	NOR - Norway	15	2	10 : 2
4	ITA - Italy	NZL - New Zealand	10	4	11 : 3
4	NOR - Norway	TUR - Türkiye	8	8	11 : 5
4	NOR - Norway	SWE - Sweden	3	3	8 : 7
4	SWE - Sweden	USA - United States	12	1	10 : 5
4	SWE - Sweden	TUR - Türkiye	9	5	9 : 6
4	USA - United States	EST - Estonia	18	9	12 : 4
4	USA - United States	JPN - Japan	15	4	9 : 7
4	JPN - Japan	ITA - Italy	20	6	8 : 10

Note:
Big ends are defined as ends with a score of four or more points.



Time-out Statistics

Team	Games	Number of Time-outs	Average Shot Success on Next Stone
NOR - Norway	12	3	100%
SUI - Switzerland	14	7	89%
ITA - Italy	15	14	87%
SCO - Scotland	12	9	86%
TUR - Türkiye	12	10	82%
CAN - Canada	14	6	79%
USA - United States	12	6	79%
KOR - Korea	15	11	77%
SWE - Sweden	13	12	70%
EST - Estonia	12	9	66%
NZL - New Zealand	12	5	65%
DEN - Denmark	13	4	62%
JPN - Japan	12	11	52%
Total	84	107	76%



SUN 24 MAR 2024
Start Time 11:00

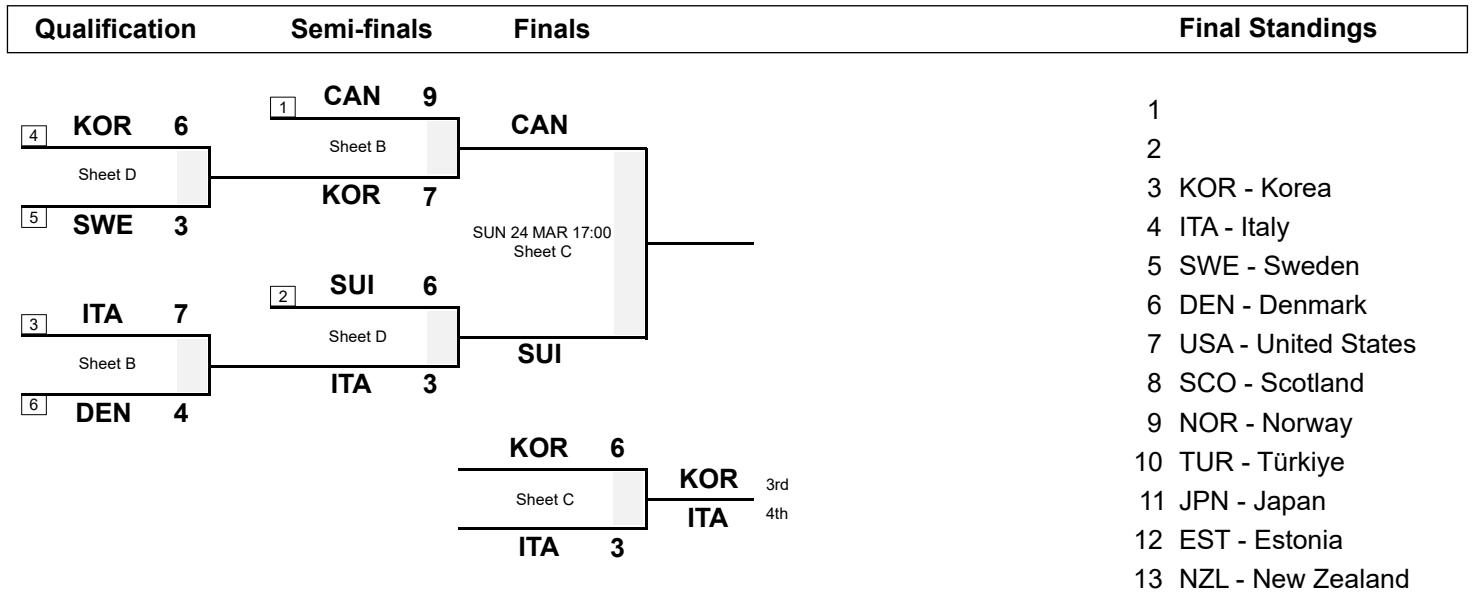
Bronze Medal Game



Session Results and Standings

Sheet	Team	LSFE	1	2	3	4	5	6	7	8	9	10	Extra Ends	Total
C	ITA - Italy	*	0	1	0	0	1	0	0	1	0	0		3
	KOR - Korea		0	0	0	1	0	2	0	0	0	3		6

Play-offs Bracket



Attendance

Session: 2'235 Total: 41'229

Legend:
LSFE(*) Last Stone First End

SUN 24 MAR 2024
Start Time 11:00

Bronze Medal Game

**WORLD
CURLING**

Game Results

Sheet	Team	LSFE	1	2	3	4	5	6	7	8	9	10	Extra Ends	Total
C	ITA - Italy	*	0	1	0	0	1	0	0	1	0	0		3
	KOR - Korea		0	0	0	1	0	2	0	0	0	3		6

ITA - Italy		Shot Success	Game	All
4 S	CONSTANTINI Stefania	88%	85%	
3	MATHIS Elena	78%	81%	
2	ROMEI Angela	89%	85%	
1 V	ZARDINI LACEDELLI Giulia	96%	92%	
A	LO DESERTO Marta	-	75%	
Team Total		88%	86%	

KOR - Korea		Shot Success	Game	All
4 S	GIM Eunji	85%	80%	
3 V	KIM Minji	93%	82%	
2	KIM Suji	91%	84%	
1	SEOL Yeeun	84%	88%	
A	SEOL Yeji	-	88%	
Team Total		88%	84%	

Time remaining: 0 minutes 9 seconds

Time-out: End 10 - ITA stone 7

Time remaining: 7 minutes 16 seconds

Time-out: End 10 - KOR stone 7

Shot Success Analysis

ITA - Italy		↻	↺	Game
4 CONSTANTINI Stefania	Draws	6 100%	3 67%	9 89%
	Take-outs	1 100%	10 85%	11 86%
	Total	7 100%	13 81%	20 88%
3 MATHIS Elena	Draws	3 83%	3 83%	6 83%
	Take-outs	2 63%	12 77%	14 75%
	Total	5 75%	15 78%	20 78%
2 ROMEI Angela	Draws	4 100%	6 96%	10 98%
	Take-outs	5 90%	5 70%	10 80%
	Total	9 94%	11 84%	20 89%
1 ZARDINI LACEDELLI Giulia	Draws	2 100%	15 97%	17 97%
	Take-outs	0 -	3 92%	3 92%
	Total	2 100%	18 96%	20 96%
A LO DESERTO Marta	Draws	0 -	0 -	0 -
	Take-outs	0 -	0 -	0 -
	Total	0 -	0 -	0 -
Team	Draws	15 97%	27 92%	42 93%
	Take-outs	8 84%	30 80%	38 81%
	Total	23 92%	57 86%	80 88%

KOR - Korea		↻	↺	Game
4 GIM Eunji	Draws	0 -	4 88%	4 88%
	Take-outs	9 89%	7 79%	16 84%
	Total	9 89%	11 82%	20 85%
3 KIM Minji	Draws	2 88%	1 75%	3 83%
	Take-outs	13 94%	4 94%	17 94%
	Total	15 93%	5 90%	20 93%
2 KIM Suji	Draws	1 100%	1 100%	2 100%
	Take-outs	13 90%	5 90%	18 90%
	Total	14 91%	6 92%	20 91%
1 SEOL Yeeun	Draws	2 100%	16 86%	18 88%
	Take-outs	0 -	2 50%	2 50%
	Total	2 100%	18 82%	20 84%
A SEOL Yeji	Draws	0 -	0 -	0 -
	Take-outs	0 -	0 -	0 -
	Total	0 -	0 -	0 -
Team	Draws	5 95%	22 86%	27 88%
	Take-outs	35 91%	18 82%	53 88%
	Total	40 92%	40 84%	80 88%

Note:
Position and function for each team member:
4 = Fourth, 3 = Third, 2 = Second, 1 = Lead, A = Alternate, S = Skip, V = Vice-Skip

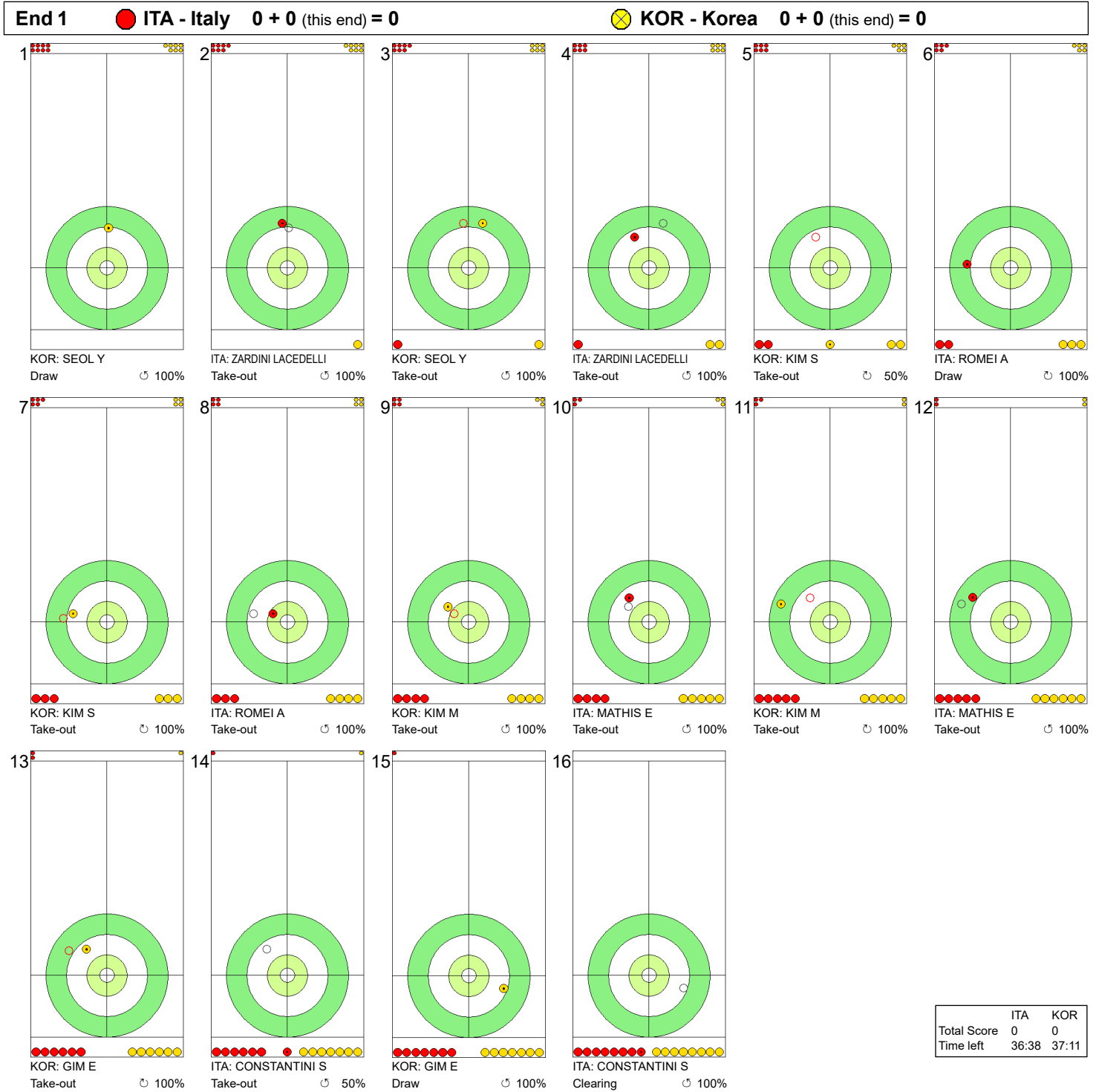
Legend:
↻ Clockwise ↺ Counter-clockwise LSFE(*) Last Stone First End

SUN 24 MAR 2024
Start Time 11:00

Bronze Medal Game

WORLD CURLING

Game - Shot by Shot



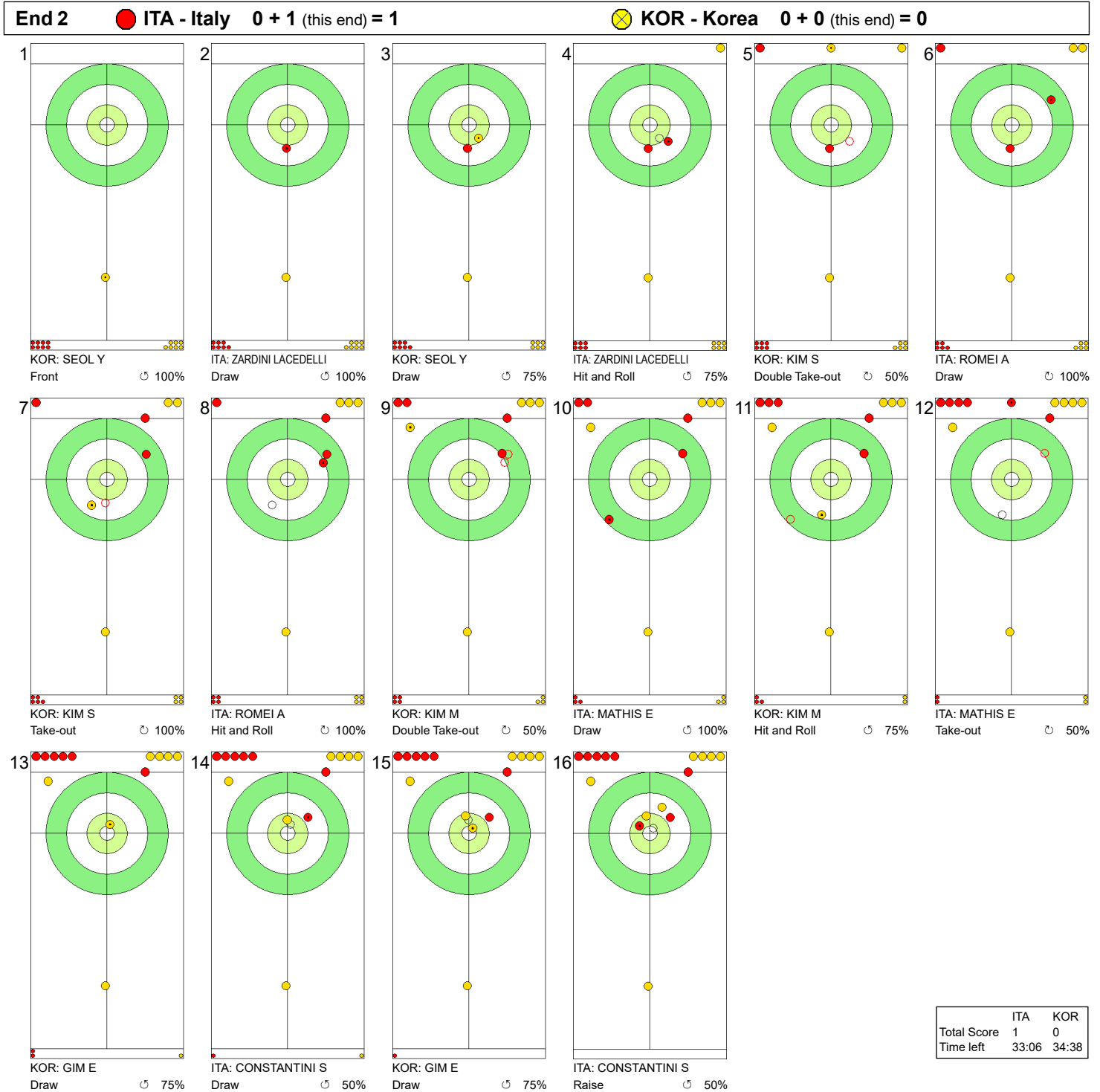
Legend:
 ↻ Clockwise ↺ Counter-clockwise - Not considered

SUN 24 MAR 2024
Start Time 11:00

Bronze Medal Game

WORLD CURLING

Game - Shot by Shot



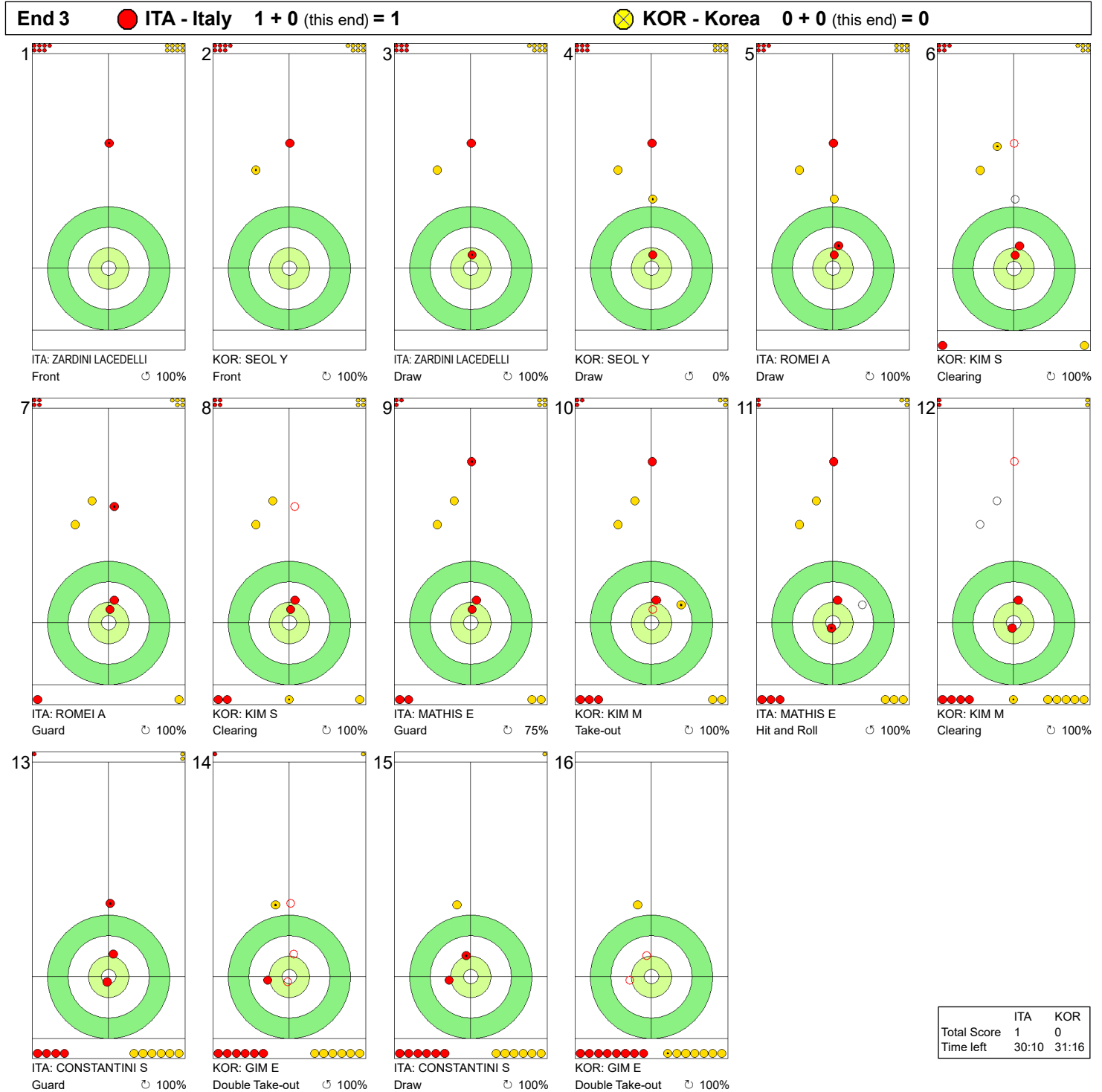
Legend:
 ↻ Clockwise ↺ Counter-clockwise - Not considered

SUN 24 MAR 2024
Start Time 11:00

Bronze Medal Game

WORLD CURLING

Game - Shot by Shot



Legend:
 ↻ Clockwise ↺ Counter-clockwise - Not considered

SUN 24 MAR 2024
Start Time 11:00

Bronze Medal Game

WORLD CURLING

Game - Shot by Shot

End 4 ● **ITA - Italy 1 + 0 (this end) = 1** ● **KOR - Korea 0 + 1 (this end) = 1**



	ITA	KOR
Total Score	1	1
Time left	26:08	27:53

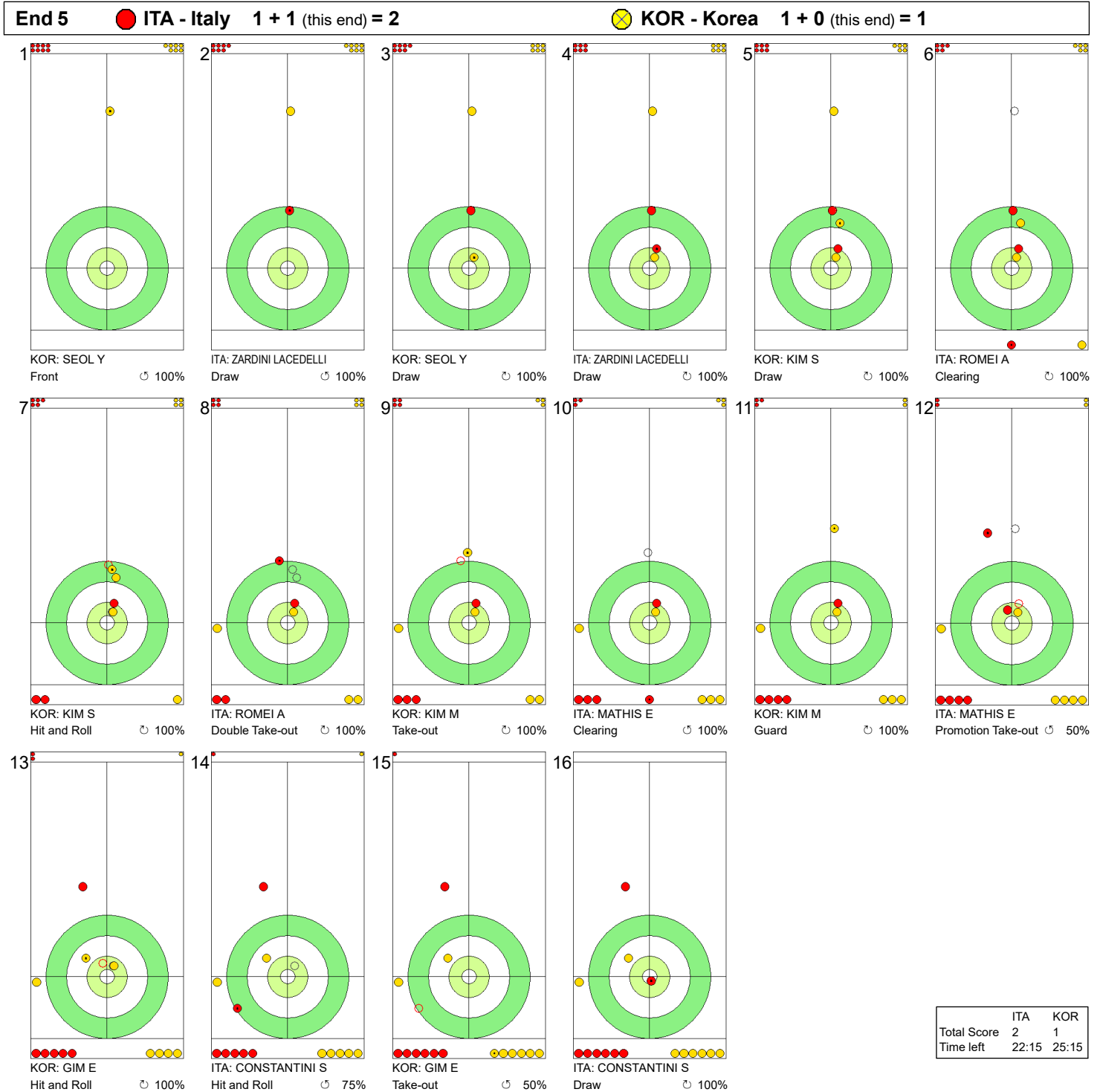
Legend:
 ↻ Clockwise ↺ Counter-clockwise - Not considered

SUN 24 MAR 2024
Start Time 11:00

Bronze Medal Game

WORLD CURLING

Game - Shot by Shot



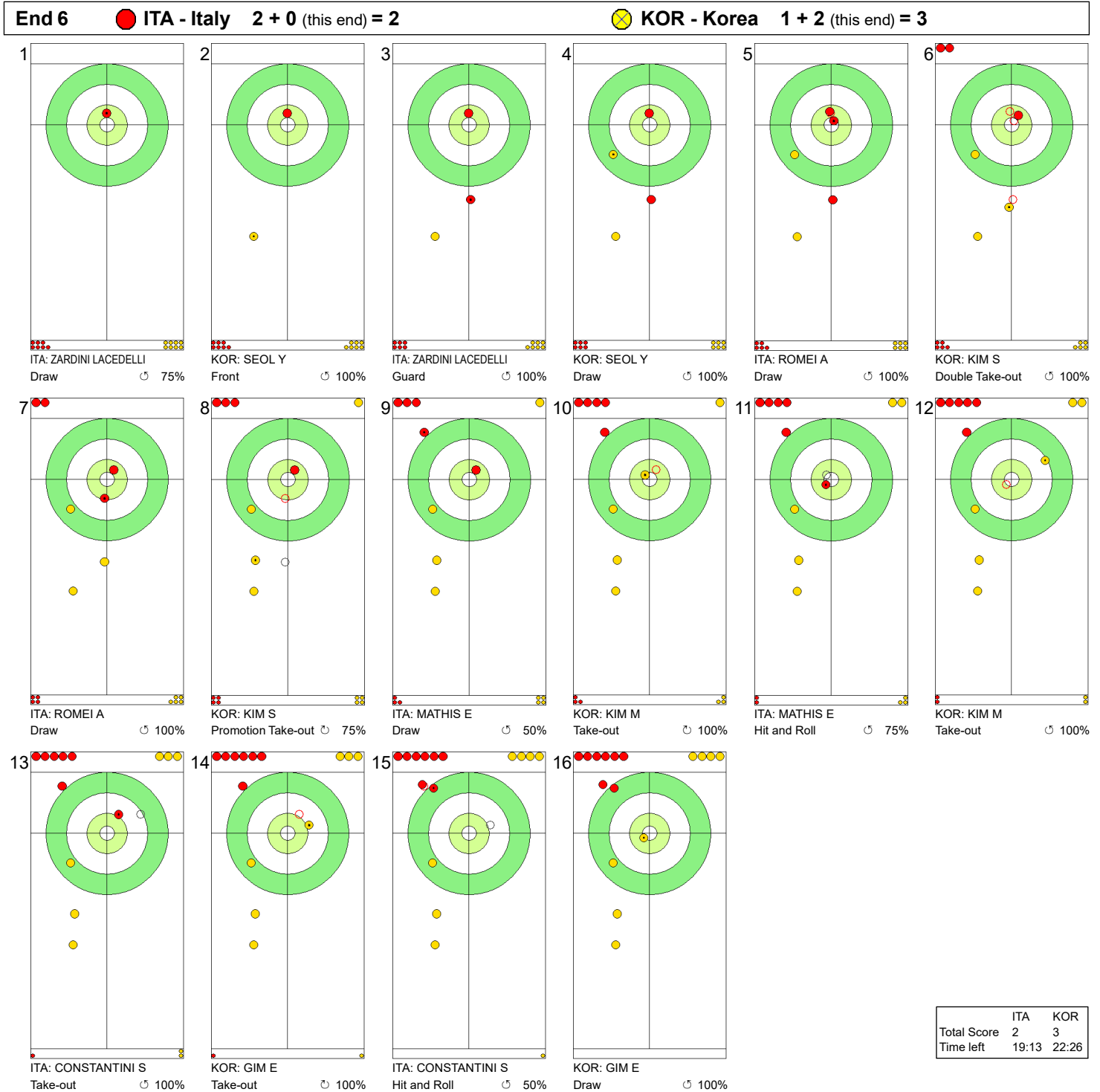
Legend:
 ↻ Clockwise ↺ Counter-clockwise - Not considered

SUN 24 MAR 2024
Start Time 11:00

Bronze Medal Game

WORLD CURLING

Game - Shot by Shot



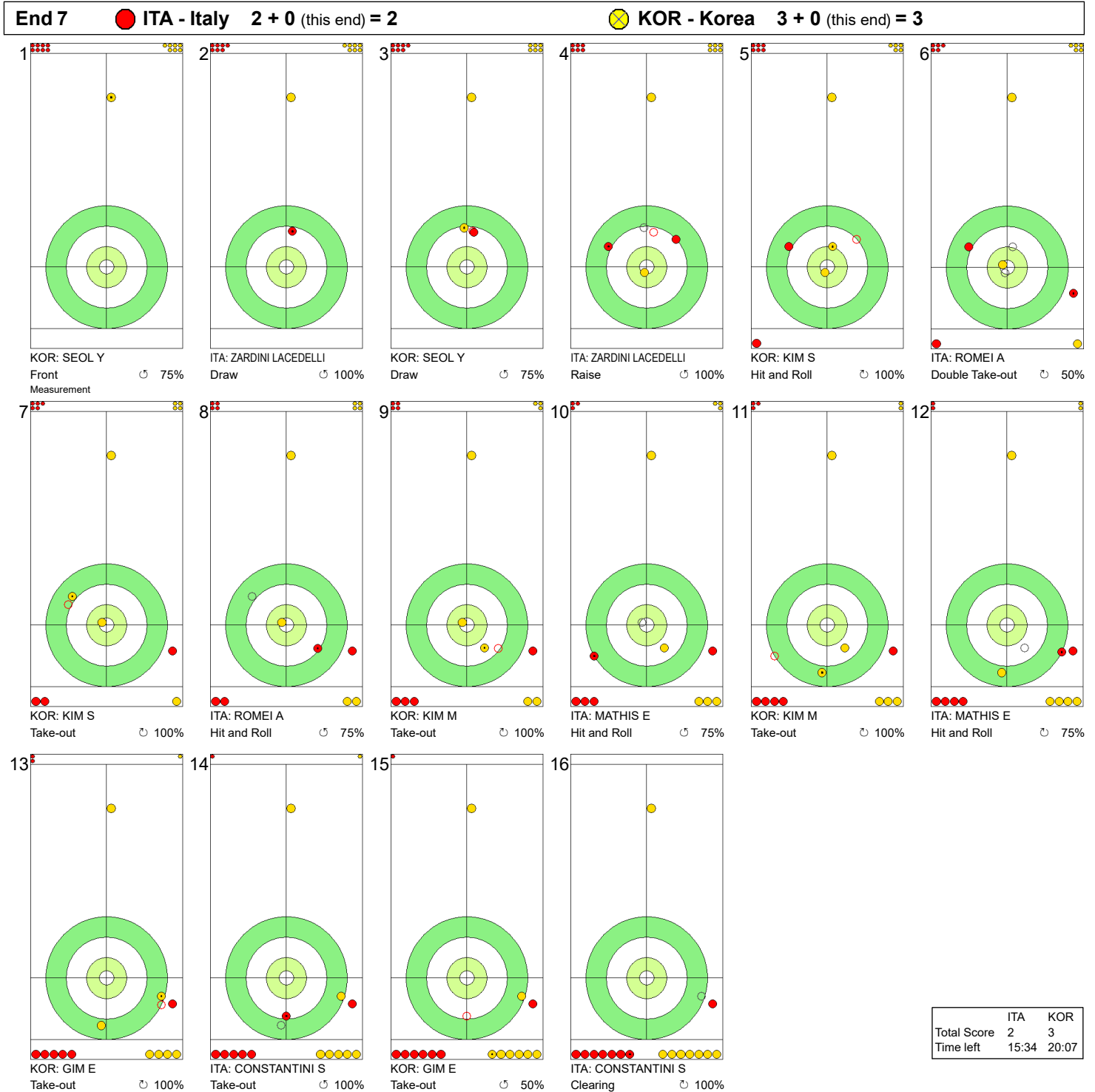
Legend:
 ↻ Clockwise ↺ Counter-clockwise - Not considered

SUN 24 MAR 2024
Start Time 11:00

Bronze Medal Game

WORLD CURLING

Game - Shot by Shot



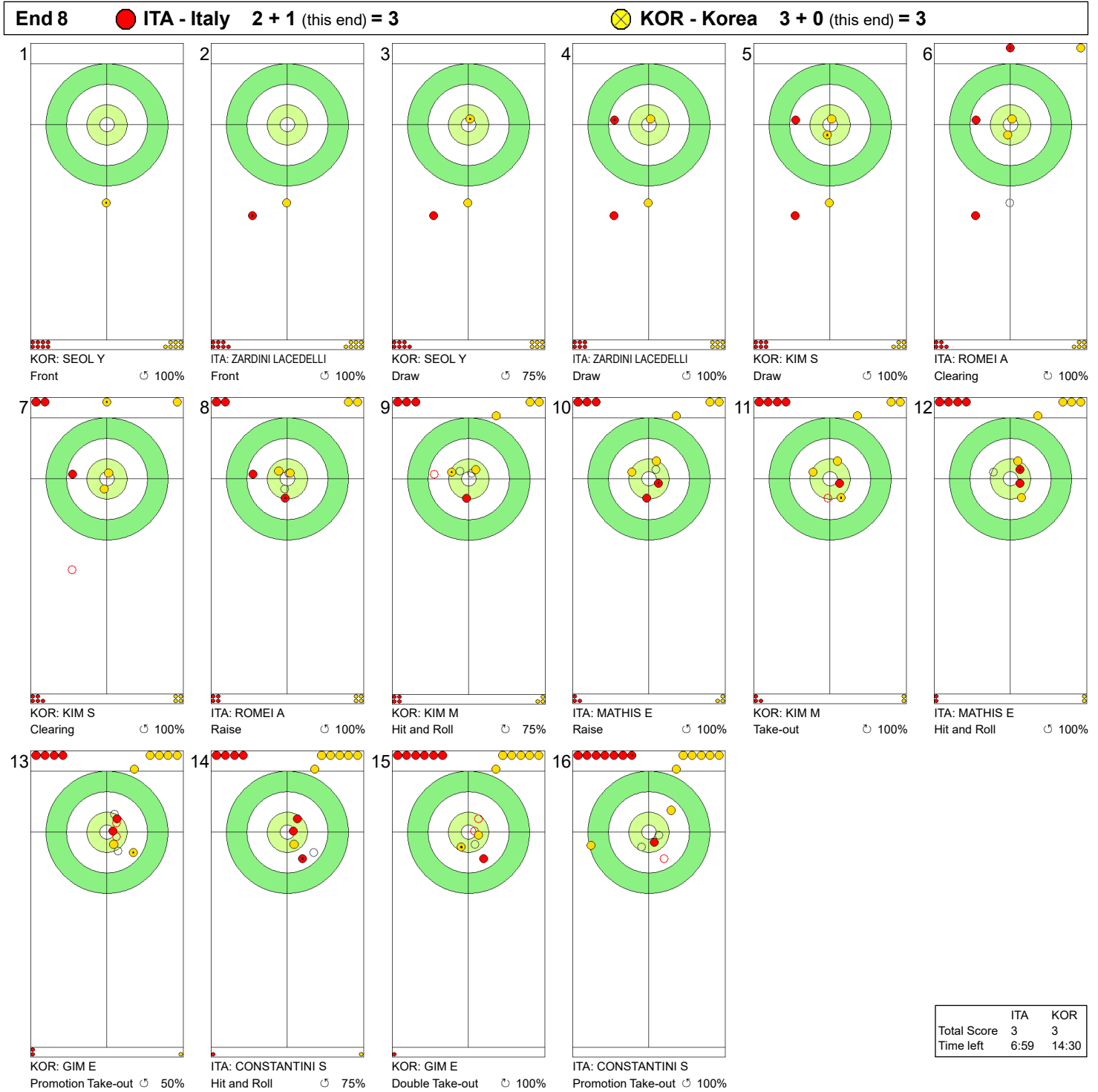
Legend:
 Clockwise Counter-clockwise - Not considered

SUN 24 MAR 2024
Start Time 11:00

Bronze Medal Game

WORLD CURLING

Game - Shot by Shot



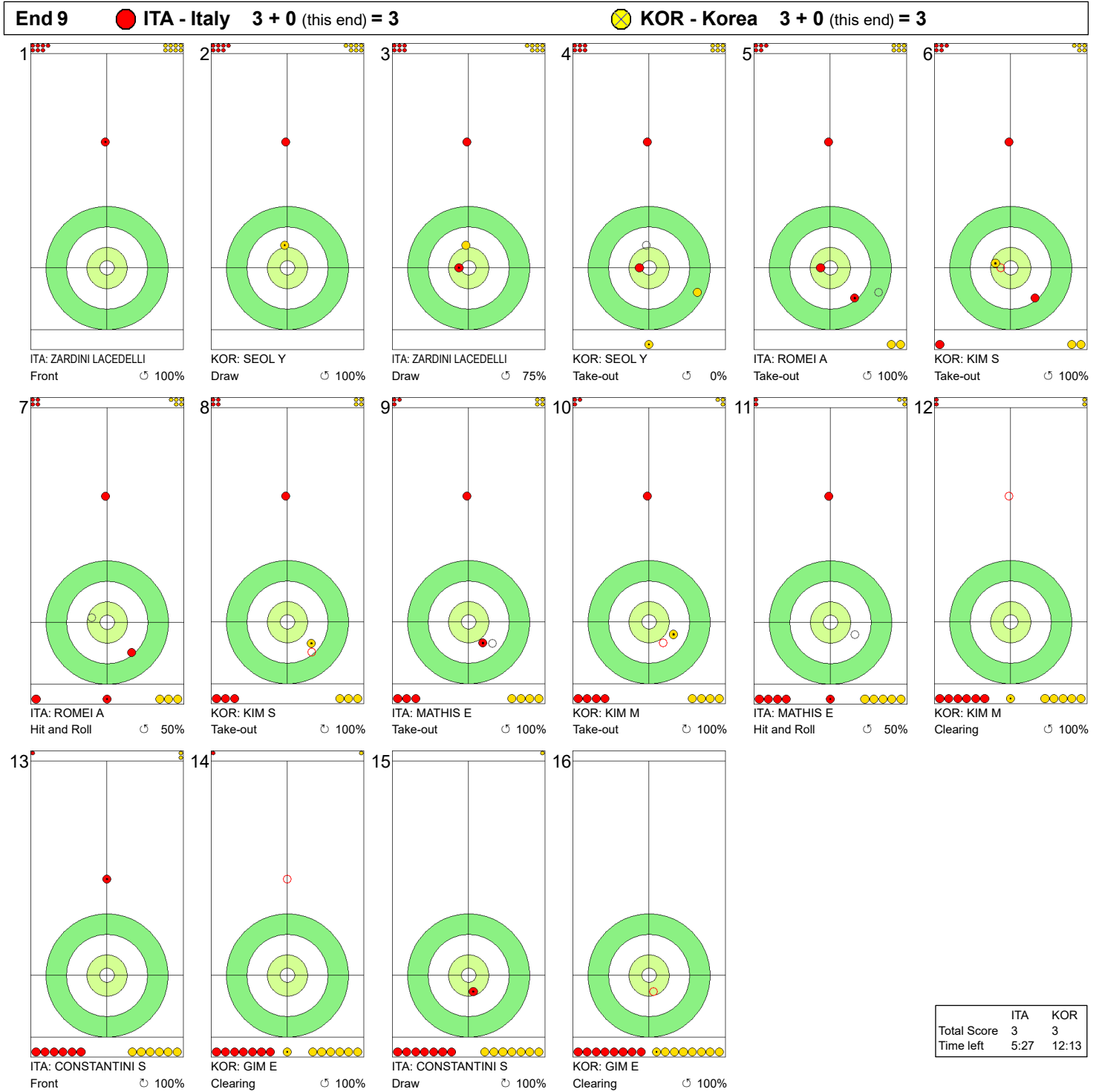
Legend:
 ↻ Clockwise ↺ Counter-clockwise - Not considered

SUN 24 MAR 2024
Start Time 11:00

Bronze Medal Game

WORLD CURLING

Game - Shot by Shot



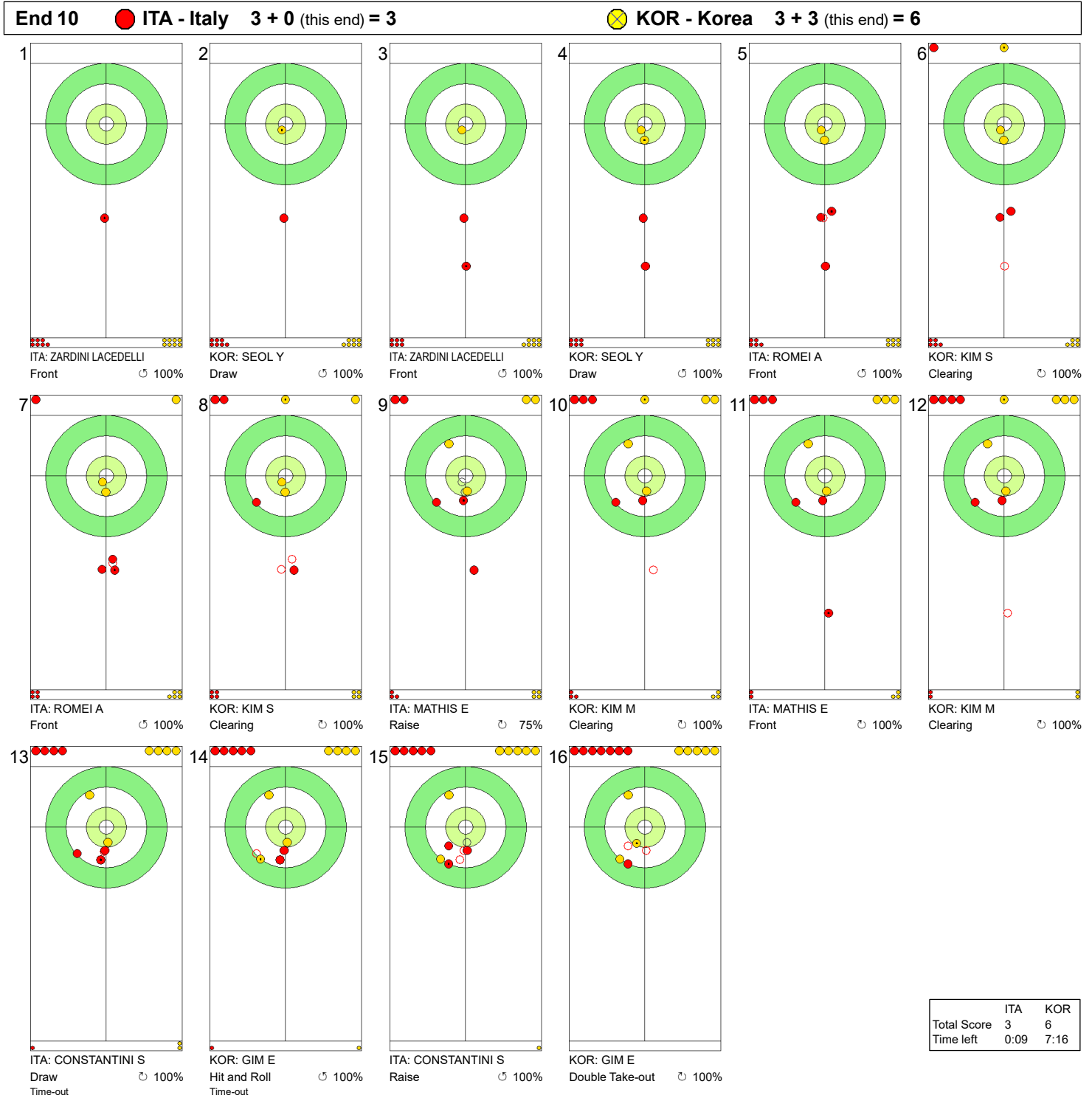
Legend:
 ↻ Clockwise ↺ Counter-clockwise - Not considered

SUN 24 MAR 2024
Start Time 11:00

Bronze Medal Game

WORLD CURLING

Game - Shot by Shot



Legend:
 ↻ Clockwise ↺ Counter-clockwise - Not considered

Cumulative Player Statistics by Team

ITA - Italy

CONSTANTINI Stefania 4 S Right-handed

Type	↻	%	↺	%	Total	%
Draw	48	76	43	85	91	80
Front	1	100	0	-	1	100
Guard	5	80	8	100	13	92
Raise	6	75	10	65	16	69
Wick / Soft Peeling	0	-	0	-	0	-
Freeze	1	100	0	-	1	100
Take-out	17	84	56	96	73	93
Hit and Roll	3	83	17	87	20	86
Clearing	2	100	12	98	14	98
Double Take-out	12	69	16	89	28	80
Promotion Take-out	4	81	10	73	14	75
All Draws	61	77	61	84	122	80
All Take-outs	38	80	111	92	149	89
Total	99	78	172	89	271	85
Not considered					3	-

ZARDINI LACEDELLI Giulia 1 V Right-handed

Type	↻	%	↺	%	Total	%
Draw	50	88	108	93	158	91
Front	16	98	47	96	63	97
Guard	3	92	5	95	8	94
Raise	1	100	2	100	3	100
Wick / Soft Peeling	1	0	1	100	2	50
Freeze	0	-	0	-	0	-
Take-out	13	88	20	98	33	94
Hit and Roll	2	50	3	75	5	65
Clearing	0	-	1	100	1	100
Double Take-out	0	-	0	-	0	-
Promotion Take-out	0	-	0	-	0	-
All Draws	71	89	163	94	234	93
All Take-outs	15	83	24	95	39	90
Total	86	88	187	94	273	92
Not considered					3	-

MATHIS Elena 3 Right-handed

Type	↻	%	↺	%	Total	%
Draw	25	75	26	75	51	75
Front	2	100	0	-	2	100
Guard	9	75	14	91	23	85
Raise	12	77	8	94	20	84
Wick / Soft Peeling	0	-	0	-	0	-
Freeze	0	-	0	-	0	-
Take-out	23	87	45	88	68	88
Hit and Roll	12	83	23	82	35	82
Clearing	10	90	28	84	38	86
Double Take-out	8	78	11	68	19	72
Promotion Take-out	7	64	11	52	18	57
All Draws	48	77	48	83	96	80
All Take-outs	60	83	118	81	178	81
Total	108	80	166	81	274	81
Not considered					0	-

LO DESERTO Marta A Right-handed

Type	↻	%	↺	%	Total	%
Draw	0	-	0	-	0	-
Front	0	-	0	-	0	-
Guard	0	-	0	-	0	-
Raise	0	-	0	-	0	-
Wick / Soft Peeling	0	-	0	-	0	-
Freeze	0	-	0	-	0	-
Take-out	0	-	2	50	2	50
Hit and Roll	0	-	0	-	0	-
Clearing	1	100	0	-	1	100
Double Take-out	0	-	0	-	0	-
Promotion Take-out	0	-	1	100	1	100
All Draws	0	-	0	-	0	-
All Take-outs	1	100	3	67	4	75
Total	1	100	3	67	4	75
Not considered					0	-

ROMEI Angela 2 Right-handed

Type	↻	%	↺	%	Total	%
Draw	23	82	39	74	62	77
Front	3	100	6	100	9	100
Guard	11	93	17	93	28	93
Raise	7	93	9	92	16	92
Wick / Soft Peeling	1	0	0	-	1	0
Freeze	0	-	0	-	0	-
Take-out	25	78	36	86	61	83
Hit and Roll	16	81	9	78	25	80
Clearing	22	93	29	95	51	94
Double Take-out	11	86	6	75	17	82
Promotion Take-out	1	100	2	100	3	100
All Draws	45	86	71	83	116	84
All Take-outs	75	85	82	88	157	86
Total	120	85	153	86	273	85
Not considered					1	-

Team: ITA - Italy

Type	↻	%	↺	%	Total	%
Draw	146	81	216	86	362	84
Front	22	99	53	97	75	97
Guard	28	85	44	94	72	90
Raise	26	82	29	84	55	83
Wick / Soft Peeling	2	0	1	100	3	33
Freeze	1	100	0	-	1	100
Take-out	78	84	159	91	237	89
Hit and Roll	33	80	52	82	85	81
Clearing	35	93	70	91	105	92
Double Take-out	31	77	33	80	64	79
Promotion Take-out	12	73	24	67	36	69
All Draws	225	82	343	88	568	86
All Take-outs	189	83	338	87	527	86
Total	414	83	681	88	1095	86
Not considered					7	-

Note:
Position and function for each team member:
4 = Fourth, 3 = Third, 2 = Second, 1 = Lead, A = Alternate, S = Skip, V = Vice-Skip

Legend:
↻ Clockwise ↺ Counter-clockwise

Cumulative Player Statistics by Team

KOR - Korea

GIM Eunji 4 S Right-handed

Type	↻	%	↺	%	Total	%
Draw	38	86	45	74	83	80
Front	0	-	0	-	0	-
Guard	3	100	9	78	12	83
Raise	7	64	6	88	13	75
Wick / Soft Peeling	0	-	1	75	1	75
Freeze	0	-	1	100	1	100
Take-out	30	84	35	92	65	88
Hit and Roll	23	78	22	84	45	81
Clearing	8	69	10	95	18	83
Double Take-out	12	69	11	77	23	73
Promotion Take-out	8	69	9	50	17	59
All Draws	48	84	62	76	110	80
All Take-outs	81	77	87	84	168	81
Total	129	80	149	81	278	80
Not considered					2	-

SEOL Yeeun 1 Left-handed

Type	↻	%	↺	%	Total	%
Draw	26	83	136	89	162	88
Front	12	98	68	89	80	91
Guard	1	100	7	96	8	97
Raise	0	-	1	0	1	0
Wick / Soft Peeling	2	75	2	50	4	63
Freeze	0	-	0	-	0	-
Take-out	8	94	14	86	22	89
Hit and Roll	0	-	3	58	3	58
Clearing	0	-	0	-	0	-
Double Take-out	0	-	1	100	1	100
Promotion Take-out	1	100	2	75	3	83
All Draws	41	87	214	88	255	88
All Take-outs	9	94	20	81	29	85
Total	50	89	234	88	284	88
Not considered					0	-

KIM Minji 3 V Right-handed

Type	↻	%	↺	%	Total	%
Draw	33	80	13	77	46	79
Front	1	100	1	100	2	100
Guard	7	89	9	67	16	77
Raise	6	50	1	100	7	57
Wick / Soft Peeling	0	-	0	-	0	-
Freeze	0	-	0	-	0	-
Take-out	45	93	39	86	84	90
Hit and Roll	27	80	17	76	44	78
Clearing	19	89	23	98	42	94
Double Take-out	21	73	12	75	33	73
Promotion Take-out	3	50	7	57	10	55
All Draws	47	78	24	75	71	77
All Take-outs	115	84	98	84	213	84
Total	162	82	122	82	284	82
Not considered					0	-

SEOL Yeji A Right-handed

Type	↻	%	↺	%	Total	%
Draw	1	100	3	50	4	63
Front	0	-	0	-	0	-
Guard	0	-	1	100	1	100
Raise	0	-	0	-	0	-
Wick / Soft Peeling	0	-	0	-	0	-
Freeze	0	-	0	-	0	-
Take-out	1	100	0	-	1	100
Hit and Roll	2	100	1	100	3	100
Clearing	2	100	4	88	6	92
Double Take-out	1	100	0	-	1	100
Promotion Take-out	0	-	0	-	0	-
All Draws	1	100	4	63	5	70
All Take-outs	6	100	5	90	11	95
Total	7	100	9	78	16	88
Not considered					0	-

KIM Suji 2 Left-handed

Type	↻	%	↺	%	Total	%
Draw	33	82	33	86	66	84
Front	3	83	6	96	9	92
Guard	5	90	16	83	21	85
Raise	5	75	2	63	7	71
Wick / Soft Peeling	0	-	0	-	0	-
Freeze	0	-	0	-	0	-
Take-out	26	88	27	94	53	91
Hit and Roll	10	88	12	79	22	83
Clearing	29	84	35	92	64	88
Double Take-out	6	63	14	63	20	63
Promotion Take-out	3	67	3	92	6	79
All Draws	46	82	57	85	103	84
All Take-outs	74	83	91	86	165	85
Total	120	83	148	86	268	84
Not considered					0	-

Team: KOR - Korea

Type	↻	%	↺	%	Total	%
Draw	131	83	230	84	361	84
Front	16	95	75	90	91	91
Guard	16	92	42	81	58	84
Raise	18	63	10	75	28	67
Wick / Soft Peeling	2	75	3	58	5	65
Freeze	0	-	1	100	1	100
Take-out	110	89	115	90	225	89
Hit and Roll	62	81	55	80	117	80
Clearing	58	84	72	94	130	90
Double Take-out	40	71	38	72	78	71
Promotion Take-out	15	67	21	61	36	63
All Draws	183	83	361	85	544	84
All Take-outs	285	83	301	85	586	84
Total	468	83	662	85	1130	84
Not considered					2	-

Note:
Position and function for each team member:
4 = Fourth, 3 = Third, 2 = Second, 1 = Lead, A = Alternate, S = Skip, V = Vice-Skip

Legend:
↻ Clockwise ↺ Counter-clockwise

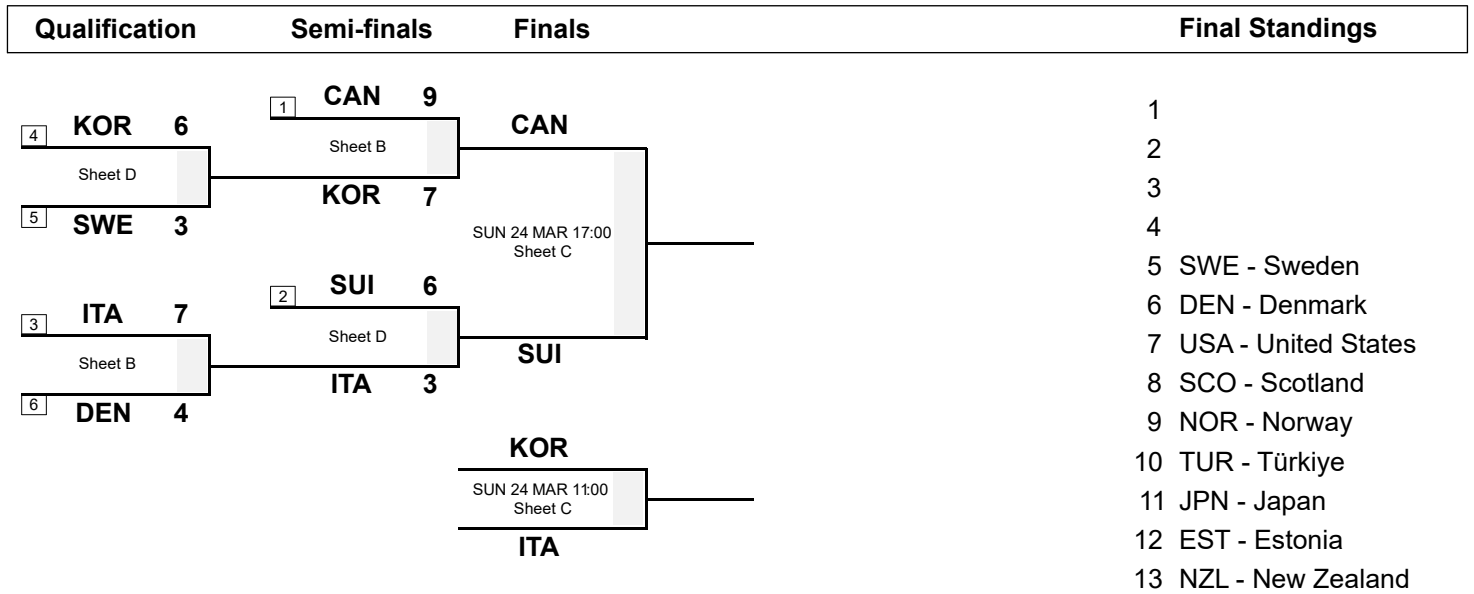
SAT 23 MAR 2024
 Start Time 17:00

Semi-finals **WORLD CURLING**

Session Results and Standings

Sheet	Team	LSFE	1	2	3	4	5	6	7	8	9	10	Extra Ends	Total
B	CAN - Canada	*	0	2	0	1	0	1	0	2	0	3		9
	KOR - Korea		0	0	3	0	1	0	1	0	2	0		7
D	ITA - Italy		0	0	1	0	1	0	0	0	1	0		3
	SUI - Switzerland	*	0	1	0	1	0	0	2	0	0	2		6

Play-offs Bracket



Attendance

Session: 3'304 Total: 38'994

Legend:
 LSF(*E) Last Stone First End

SAT 23 MAR 2024
Start Time 17:00

Semi-final - Sheet B

Game Results

Sheet	Team	LSFE	1	2	3	4	5	6	7	8	9	10	Extra Ends	Total
B	CAN - Canada	*	0	2	0	1	0	1	0	2	0	3		9
	KOR - Korea		0	0	3	0	1	0	1	0	2	0		7

CAN - Canada		Shot Success Game	All
4 S	HOMAN Rachel	89%	89%
3 V	FLEURY Tracy	84%	86%
2	MISKEW Emma	94%	89%
1	WILKES Sarah	99%	92%
A	BROWN Rachel	-	50%
Team Total		91%	89%

KOR - Korea		Shot Success Game	All
4 S	GIM Eunji	75%	80%
3 V	KIM Minji	78%	81%
2	KIM Suji	78%	84%
1	SEOL Yeeun	98%	88%
A	SEOL Yeji	-	88%
Team Total		82%	83%

Time remaining: 0 minutes 42 seconds

Time-out: End 10 - CAN stone 5

Time remaining: 0 minutes 34 seconds

Time-out: End 10 - KOR stone 4

Shot Success Analysis

CAN - Canada		↻	↺	Game
4	HOMAN Rachel	Draws 3 83%	8 88%	11 86%
		Take-outs 4 100%	5 85%	9 92%
		Total 7 93%	13 87%	20 89%
3	FLEURY Tracy	Draws 3 83%	7 93%	10 90%
		Take-outs 6 79%	4 75%	10 78%
		Total 9 81%	11 86%	20 84%
2	MISKEW Emma	Draws 1 100%	7 96%	8 97%
		Take-outs 9 89%	3 100%	12 92%
		Total 10 90%	10 98%	20 94%
1	WILKES Sarah	Draws 1 100%	17 99%	18 99%
		Take-outs 2 100%	0 -	2 100%
		Total 3 100%	17 99%	20 99%
A	BROWN Rachel	Draws 0 -	0 -	0 -
		Take-outs 0 -	0 -	0 -
		Total 0 -	0 -	0 -
Team		Draws 8 88%	39 95%	47 94%
		Take-outs 21 89%	12 85%	33 88%
		Total 29 89%	51 93%	80 91%

KOR - Korea		↻	↺	Game
4	GIM Eunji	Draws 4 69%	3 42%	7 57%
		Take-outs 4 94%	9 81%	13 85%
		Total 8 81%	12 71%	20 75%
3	KIM Minji	Draws 3 58%	0 -	3 58%
		Take-outs 6 83%	11 80%	17 81%
		Total 9 75%	11 80%	20 78%
2	KIM Suji	Draws 2 75%	5 90%	7 86%
		Take-outs 6 83%	7 64%	13 73%
		Total 8 81%	12 75%	20 78%
1	SEOL Yeeun	Draws 2 100%	17 97%	19 97%
		Take-outs 1 100%	0 -	1 100%
		Total 3 100%	17 97%	20 98%
A	SEOL Yeji	Draws 0 -	0 -	0 -
		Take-outs 0 -	0 -	0 -
		Total 0 -	0 -	0 -
Team		Draws 11 73%	25 89%	36 84%
		Take-outs 17 87%	27 76%	44 80%
		Total 28 81%	52 82%	80 82%

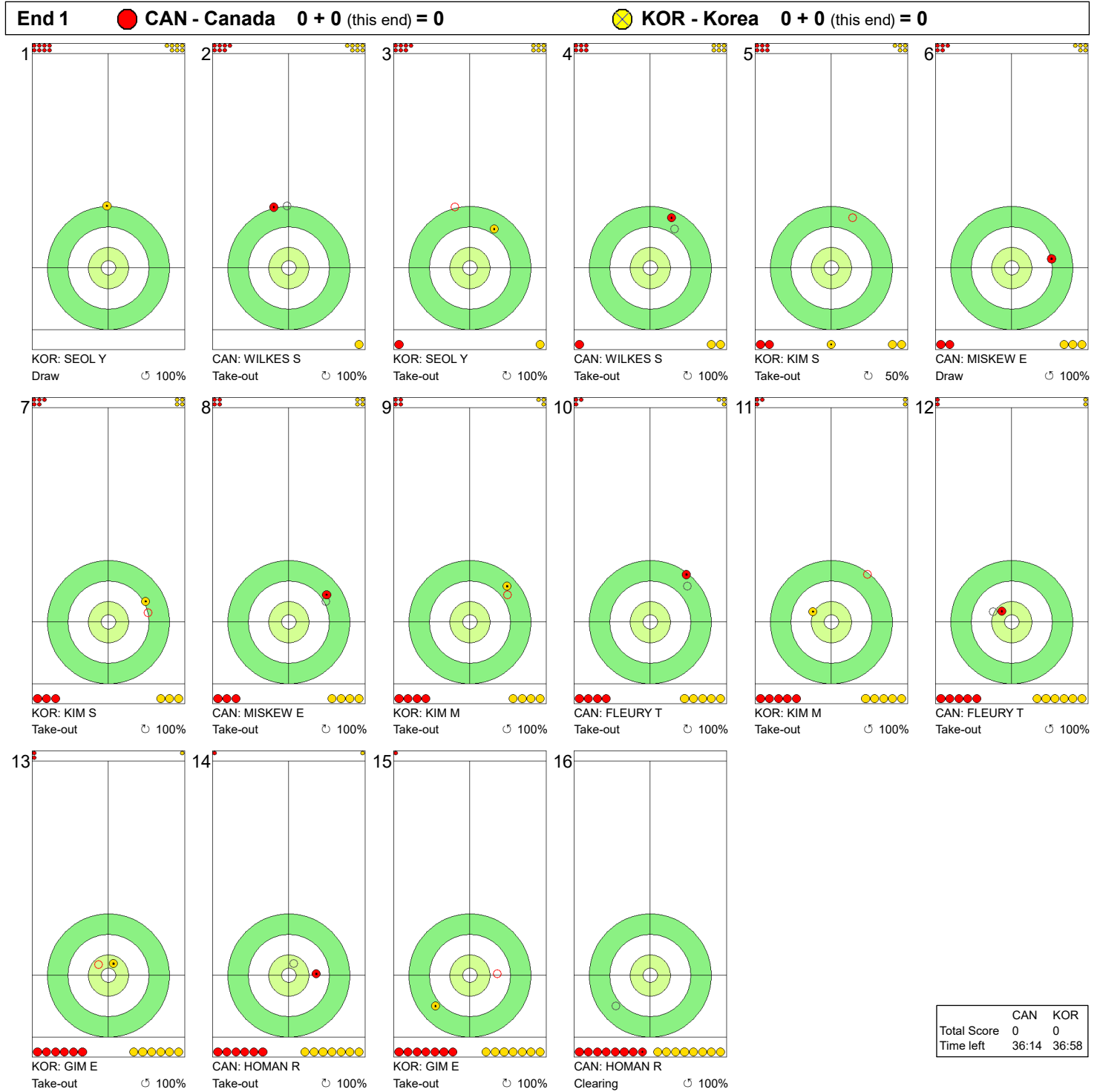
Note:
Position and function for each team member:
4 = Fourth, 3 = Third, 2 = Second, 1 = Lead, A = Alternate, S = Skip, V = Vice-Skip

Legend:
↻ Clockwise ↺ Counter-clockwise LSFE(*) Last Stone First End

SAT 23 MAR 2024
Start Time 17:00

Semi-final - Sheet B

Game - Shot by Shot



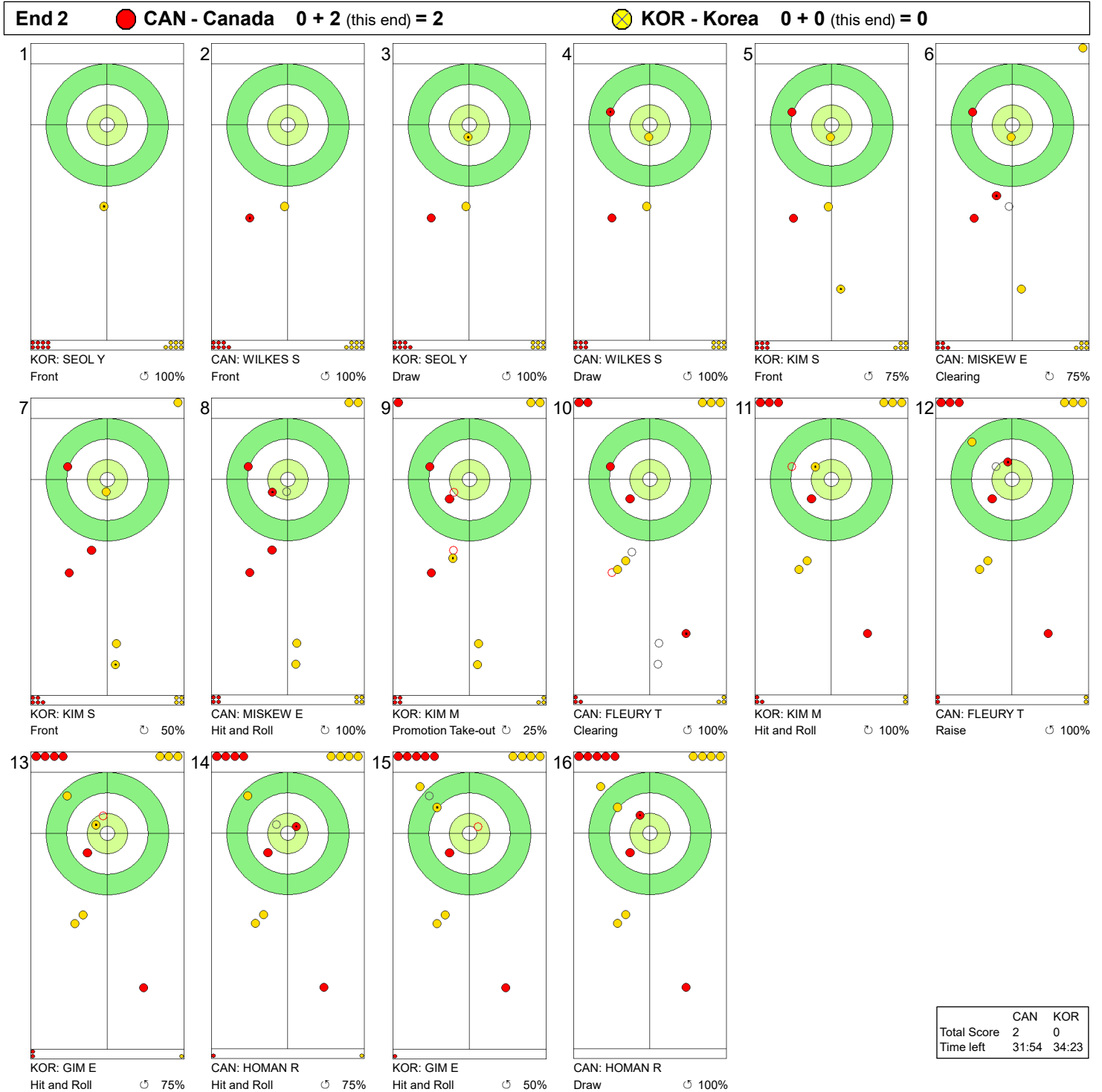
Legend:
 Clockwise Counter-clockwise - Not considered

SAT 23 MAR 2024
Start Time 17:00

Semi-final - Sheet B

WORLD CURLING

Game - Shot by Shot

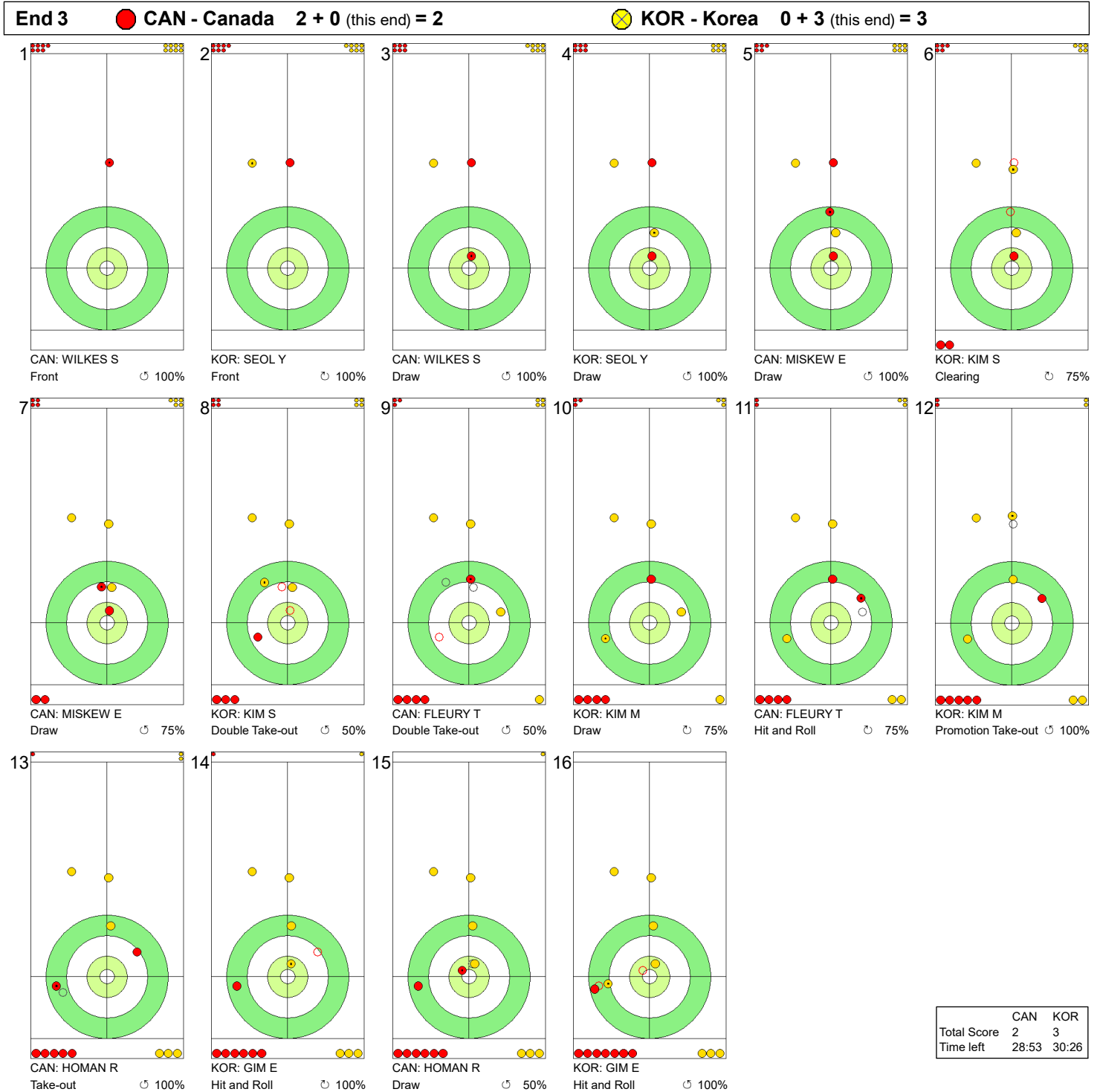


Legend:
 ↻ Clockwise ↺ Counter-clockwise - Not considered

SAT 23 MAR 2024
Start Time 17:00

Semi-final - Sheet B

Game - Shot by Shot



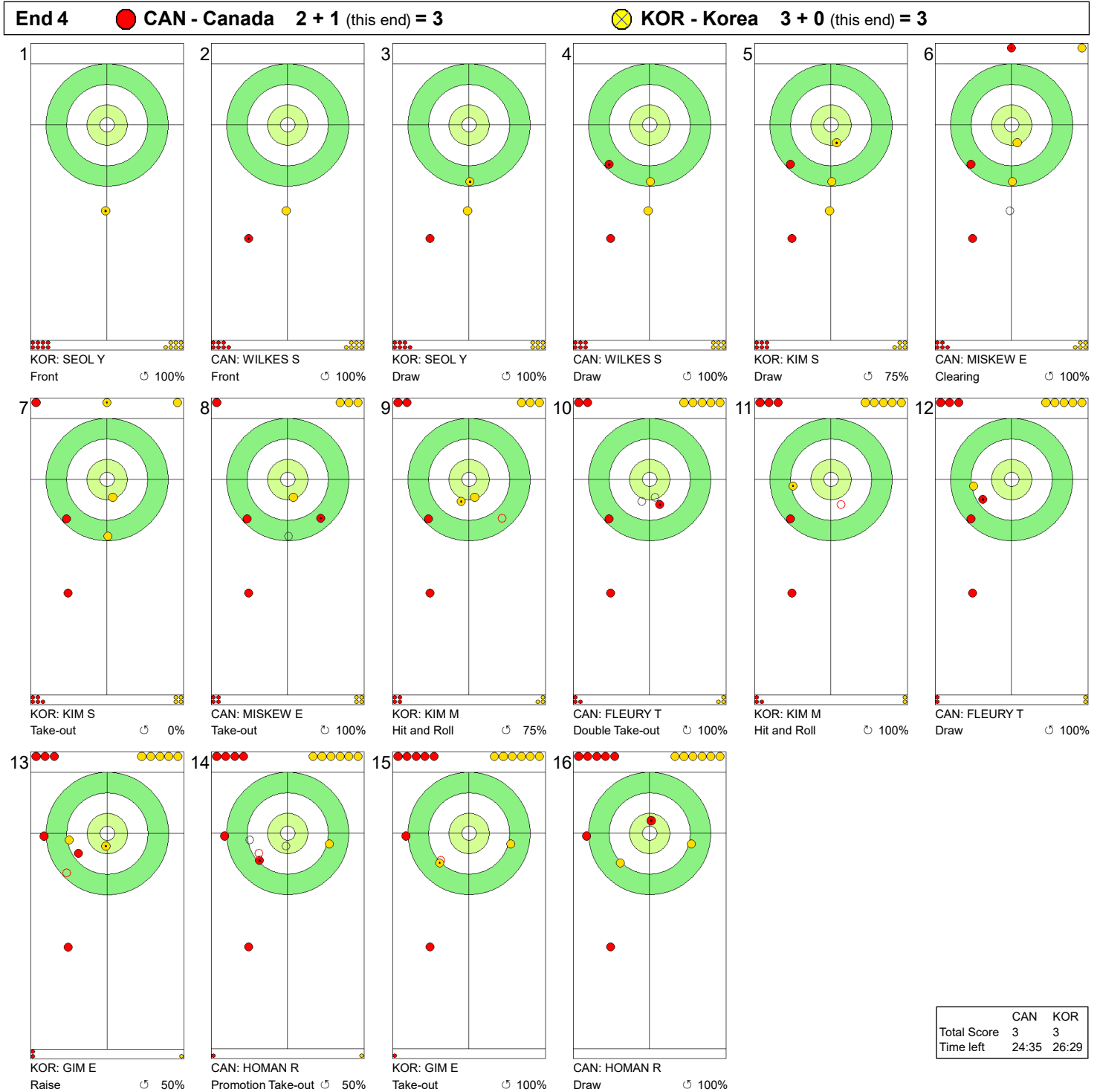
Legend:
 ↻ Clockwise ↺ Counter-clockwise - Not considered

SAT 23 MAR 2024
Start Time 17:00

Semi-final - Sheet B

WORLD CURLING

Game - Shot by Shot



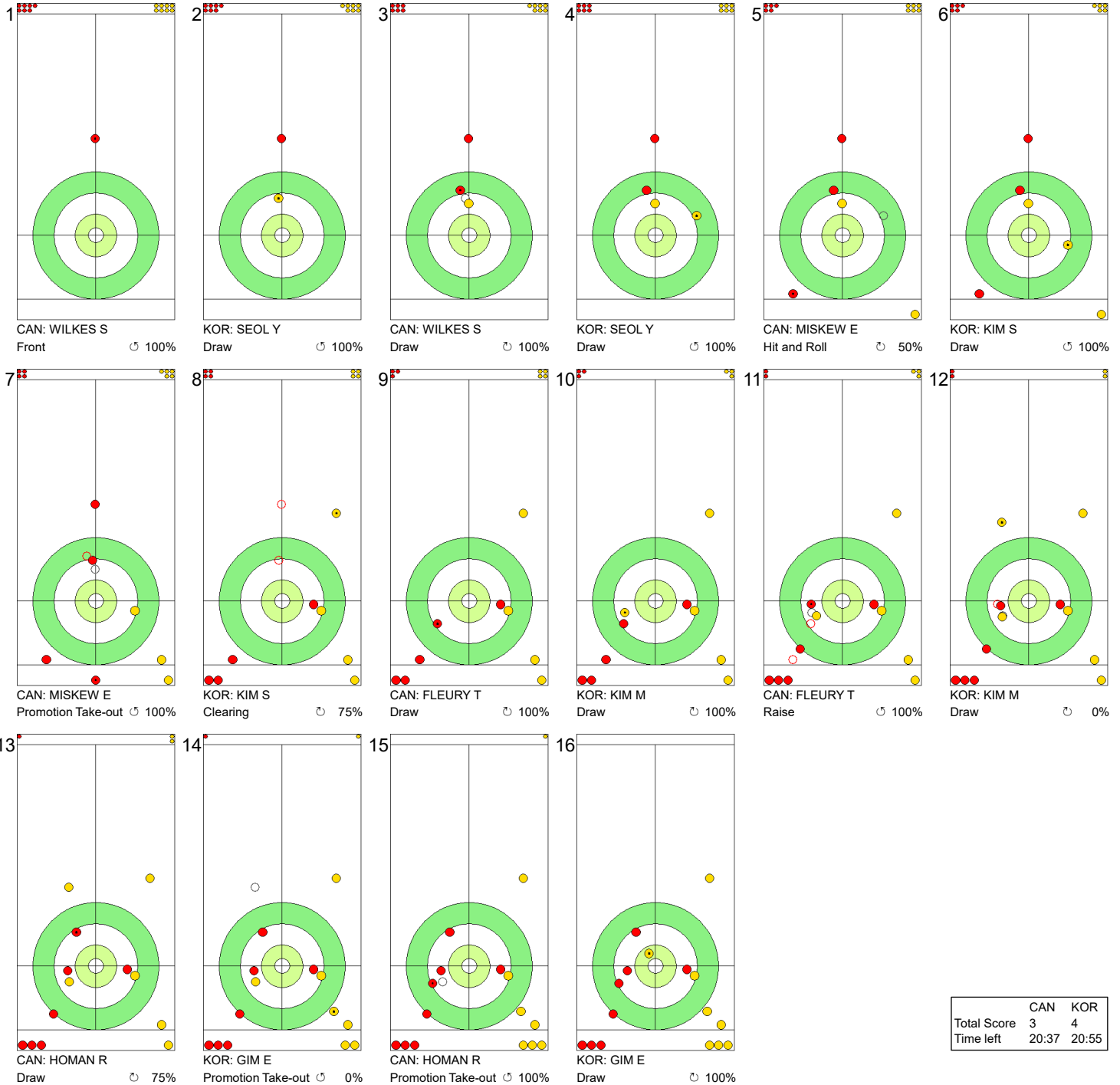
Legend:
 ↻ Clockwise ↺ Counter-clockwise - Not considered

SAT 23 MAR 2024
Start Time 17:00

Semi-final - Sheet B

Game - Shot by Shot

End 5 **CAN - Canada** 3 + 0 (this end) = 3 **KOR - Korea** 3 + 1 (this end) = 4



	CAN	KOR
Total Score	3	4
Time left	20:37	20:55

Legend:
 Clockwise Counter-clockwise - Not considered

SAT 23 MAR 2024
Start Time 17:00

Semi-final - Sheet B

Game - Shot by Shot

End 6 ● **CAN - Canada** 3 + 1 (this end) = 4 ● **KOR - Korea** 4 + 0 (this end) = 4



	CAN	KOR
Total Score	4	4
Time left	17:39	16:32

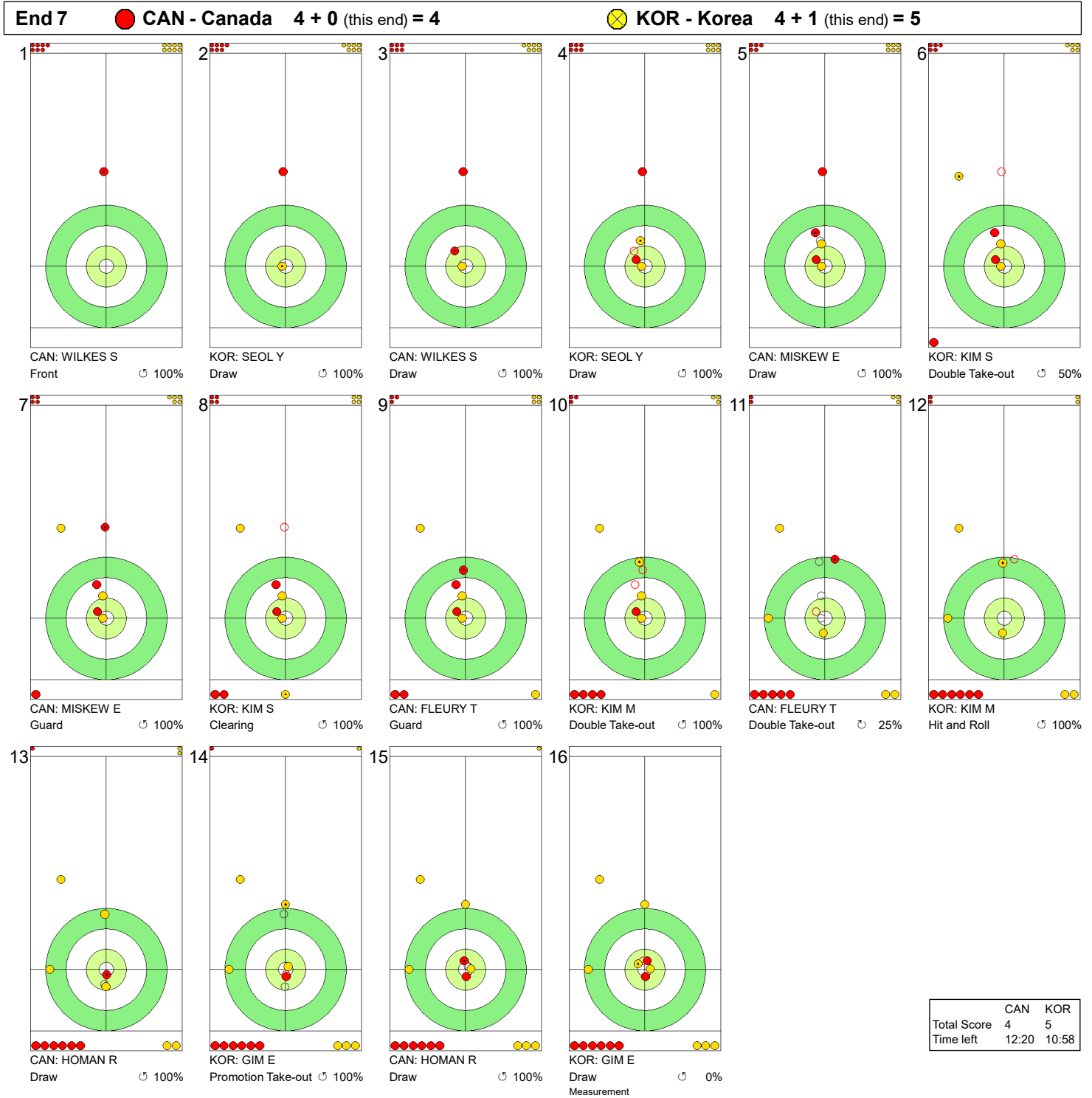
Legend:
 ↻ Clockwise ↺ Counter-clockwise - Not considered

SAT 23 MAR 2024
Start Time 17:00

Semi-final - Sheet B

WORLD CURLING

Game - Shot by Shot

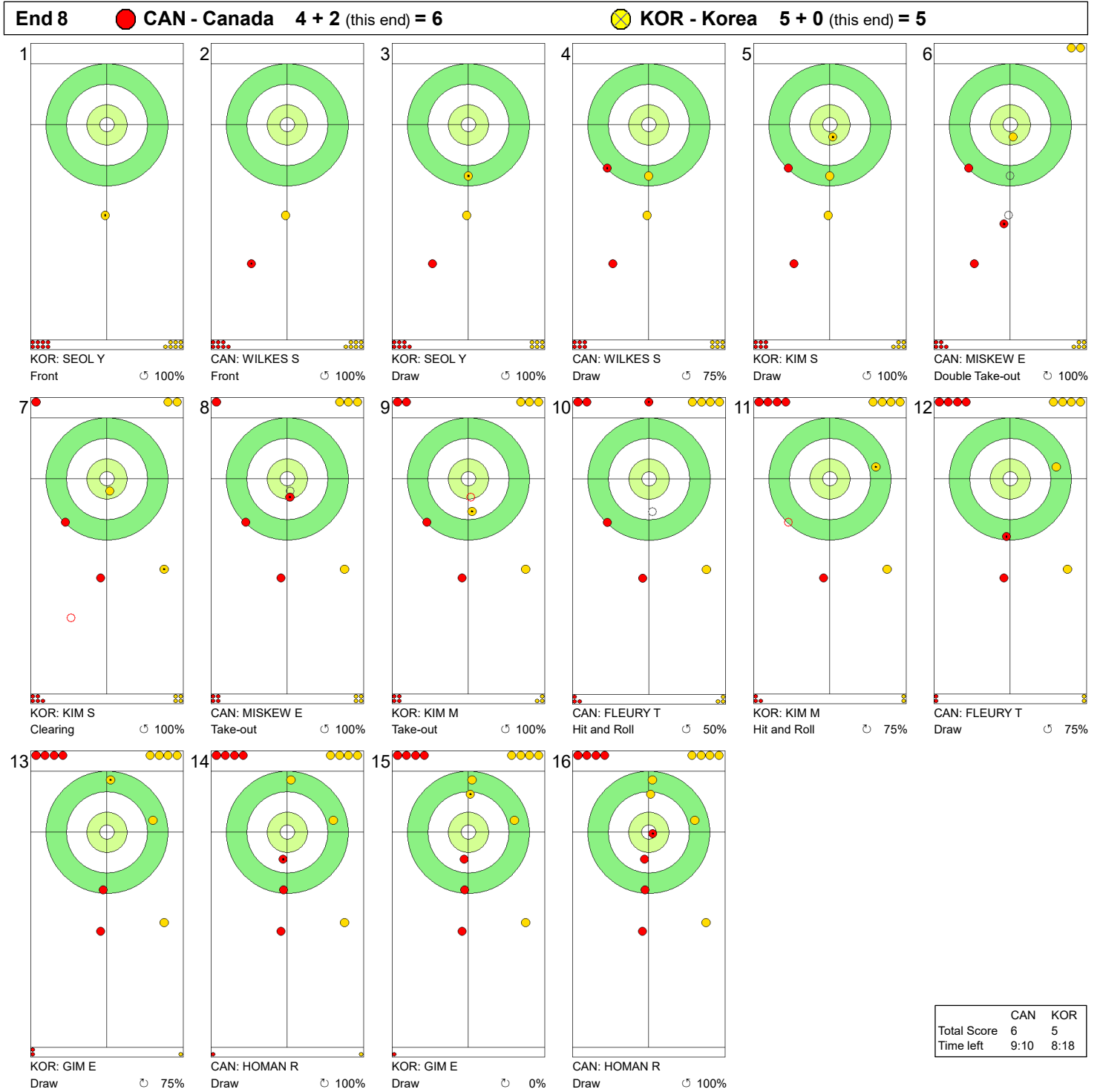


Legend:
 ↻ Clockwise ↺ Counter-clockwise - Not considered

SAT 23 MAR 2024
Start Time 17:00

Semi-final - Sheet B

Game - Shot by Shot



Legend:
↻ Clockwise ↻ Counter-clockwise - Not considered

SAT 23 MAR 2024
Start Time 17:00

Semi-final - Sheet B

Game - Shot by Shot



Legend:
 ↻ Clockwise ↺ Counter-clockwise - Not considered

SAT 23 MAR 2024
Start Time 17:00

Semi-final - Sheet B

Game - Shot by Shot

End 10 ● **CAN - Canada** 6 + 3 (this end) = 9 ● **KOR - Korea** 7 + 0 (this end) = 7



	CAN	KOR
Total Score	9	7
Time left	0:42	0:34

Legend:
 ↻ Clockwise ↺ Counter-clockwise - Not considered

SAT 23 MAR 2024
Start Time 17:00

Semi-final - Sheet D

Game Results

Sheet	Team	LSFE	1	2	3	4	5	6	7	8	9	10	Extra Ends	Total
D	ITA - Italy		0	0	1	0	1	0	0	0	1	0		3
	SUI - Switzerland	*	0	1	0	1	0	0	2	0	0	2		6

ITA - Italy		Shot Success	Game	All
4 S	CONSTANTINI Stefania	88%	85%	
3	MATHIS Elena	83%	81%	
2	ROMEI Angela	66%	85%	
1 V	ZARDINI LACEDELLI Giulia	86%	92%	
A	LO DESERTO Marta	-	75%	
Team Total		81%	86%	

SUI - Switzerland		Shot Success	Game	All
4 V	PAETZ Alina	97%	89%	
3 S	TIRINZONI Silvana	83%	88%	
2	WITSCHONKE Selina	84%	87%	
1	HOWALD Carole	93%	93%	
A	BERSET Stefanie	-	83%	
Team Total		89%	89%	

Time remaining: 0 minutes 14 seconds

Time-out: End 9 - ITA stone 3

Time remaining: 0 minutes 14 seconds

Time-out: End 9 - SUI stone 5

Shot Success Analysis

ITA - Italy		↻	↺	Game
4	CONSTANTINI Stefania	Draws 2 100%	5 90%	7 93%
		Take-outs 5 70%	8 94%	13 85%
		Total 7 79%	13 92%	20 88%
3	MATHIS Elena	Draws 4 69%	3 100%	7 82%
		Take-outs 1 50%	12 85%	13 83%
		Total 5 65%	15 88%	20 83%
2	ROMEI Angela	Draws 0 -	12 63%	12 63%
		Take-outs 5 65%	3 83%	8 72%
		Total 5 65%	15 67%	20 66%
1	ZARDINI LACEDELLI Giulia	Draws 1 0%	16 98%	17 93%
		Take-outs 1 0%	2 75%	3 50%
		Total 2 0%	18 96%	20 86%
A	LO DESERTO Marta	Draws 0 -	0 -	0 -
		Take-outs 0 -	0 -	0 -
		Total 0 -	0 -	0 -
Team		Draws 7 68%	36 85%	43 83%
		Take-outs 12 60%	25 87%	37 78%
		Total 19 63%	61 86%	80 81%

SUI - Switzerland		↻	↺	Game
4	PAETZ Alina	Draws 5 100%	4 100%	9 100%
		Take-outs 5 95%	5 95%	10 95%
		Total 10 98%	9 97%	19 97%
3	TIRINZONI Silvana	Draws 2 88%	4 88%	6 88%
		Take-outs 6 71%	7 89%	13 81%
		Total 8 75%	11 89%	19 83%
2	WITSCHONKE Selina	Draws 3 67%	5 95%	8 84%
		Take-outs 4 100%	8 75%	12 83%
		Total 7 86%	13 83%	20 84%
1	HOWALD Carole	Draws 2 100%	16 92%	18 93%
		Take-outs 0 -	2 88%	2 88%
		Total 2 100%	18 92%	20 93%
A	BERSET Stefanie	Draws 0 -	0 -	0 -
		Take-outs 0 -	0 -	0 -
		Total 0 -	0 -	0 -
Team		Draws 12 90%	29 93%	41 92%
		Take-outs 15 87%	22 85%	37 86%
		Total 27 88%	51 90%	78 89%

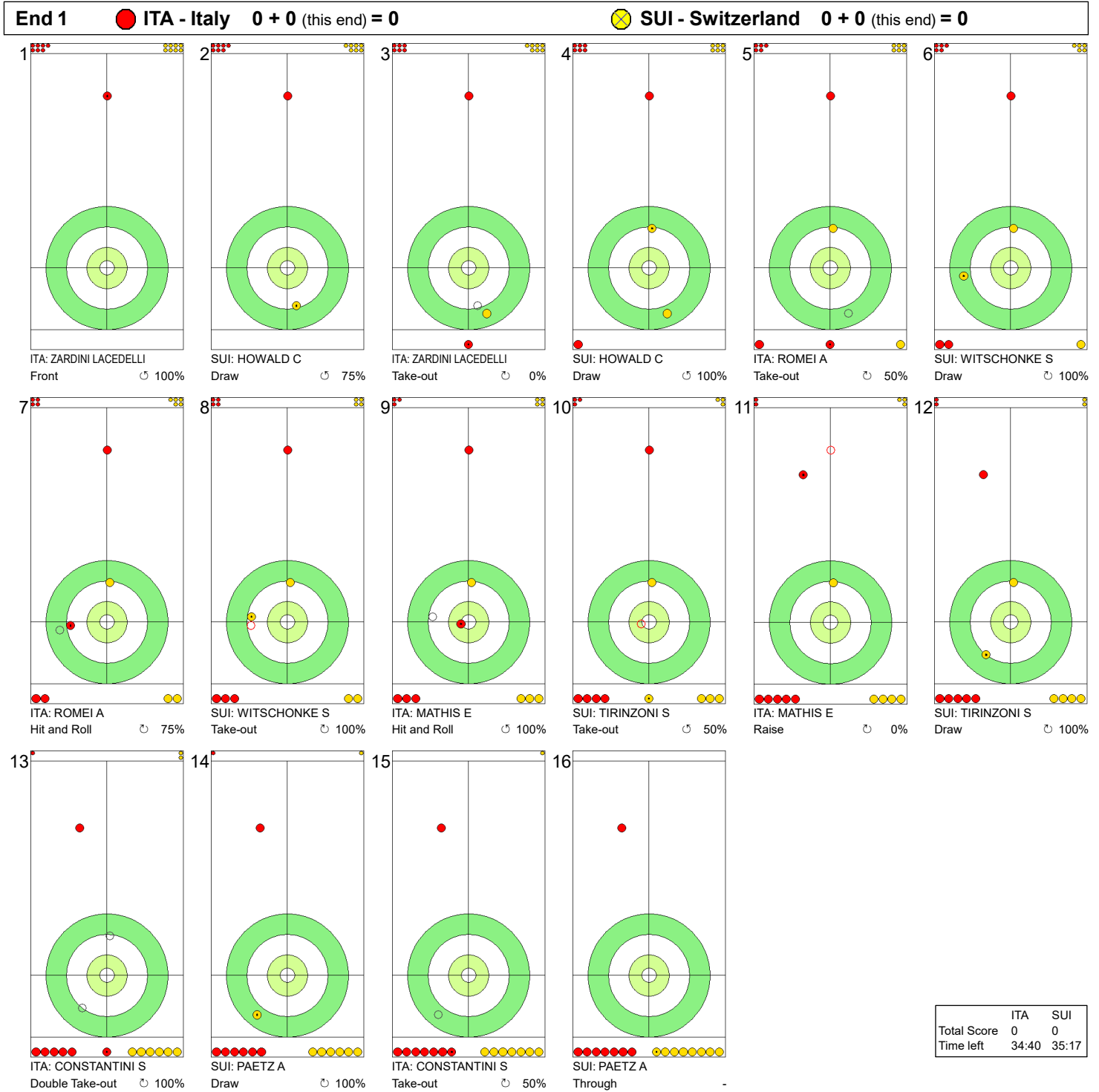
Note:
Position and function for each team member:
4 = Fourth, 3 = Third, 2 = Second, 1 = Lead, A = Alternate, S = Skip, V = Vice-Skip

Legend:
↻ Clockwise ↺ Counter-clockwise LSFE(*) Last Stone First End

SAT 23 MAR 2024
Start Time 17:00

Semi-final - Sheet D

Game - Shot by Shot

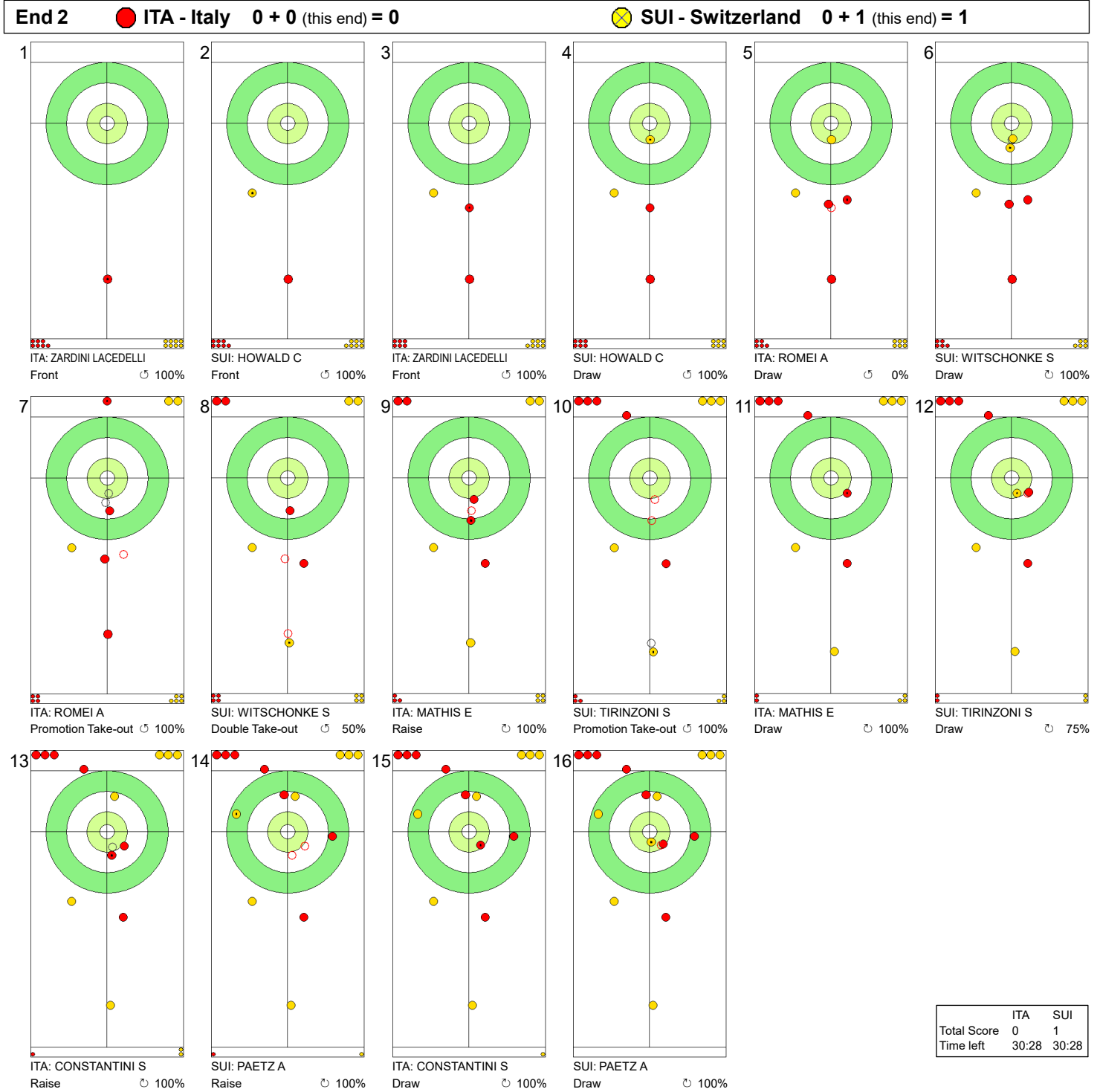


Legend:
 ↻ Clockwise ↺ Counter-clockwise - Not considered

SAT 23 MAR 2024
Start Time 17:00

Semi-final - Sheet D

Game - Shot by Shot



Legend:
 ↻ Clockwise ↺ Counter-clockwise - Not considered

SAT 23 MAR 2024
Start Time 17:00

Semi-final - Sheet D

Game - Shot by Shot

End 3 **ITA - Italy 0 + 1 (this end) = 1** **SUI - Switzerland 1 + 0 (this end) = 1**

<p>1</p> <p>SUI: HOWALD C Front ⤵ 100%</p>	<p>2</p> <p>ITA: ZARDINI LACEDELLI Draw ⤵ 100%</p>	<p>3</p> <p>SUI: HOWALD C Promotion Take-out ⤵ 75%</p>	<p>4</p> <p>ITA: ZARDINI LACEDELLI Hit and Roll ⤵ 50%</p>	<p>5</p> <p>SUI: WITSCHONKE S Draw ⤵ 75%</p>	<p>6</p> <p>ITA: ROMEI A Draw ⤵ 0%</p>
<p>7</p> <p>SUI: WITSCHONKE S Draw ⤵ 100%</p>	<p>8</p> <p>ITA: ROMEI A Double Take-out ⤵ 100%</p>	<p>9</p> <p>SUI: TIRINZONI S Draw ⤵ - picked up debris</p>	<p>10</p> <p>ITA: MATHIS E Double Take-out ⤵ 50%</p>	<p>11</p> <p>SUI: TIRINZONI S Draw ⤵ 100%</p>	<p>12</p> <p>ITA: MATHIS E Clearing ⤵ 100%</p>
<p>13</p> <p>SUI: PAETZ A Draw ⤵ 100%</p>	<p>14</p> <p>ITA: CONSTANTINI S Double Take-out ⤵ 50%</p>	<p>15</p> <p>SUI: PAETZ A Hit and Roll ⤵ 100%</p>	<p>16</p> <p>ITA: CONSTANTINI S Take-out ⤵ 100%</p>		

	ITA	SUI
Total Score	1	1
Time left	27:13	27:07

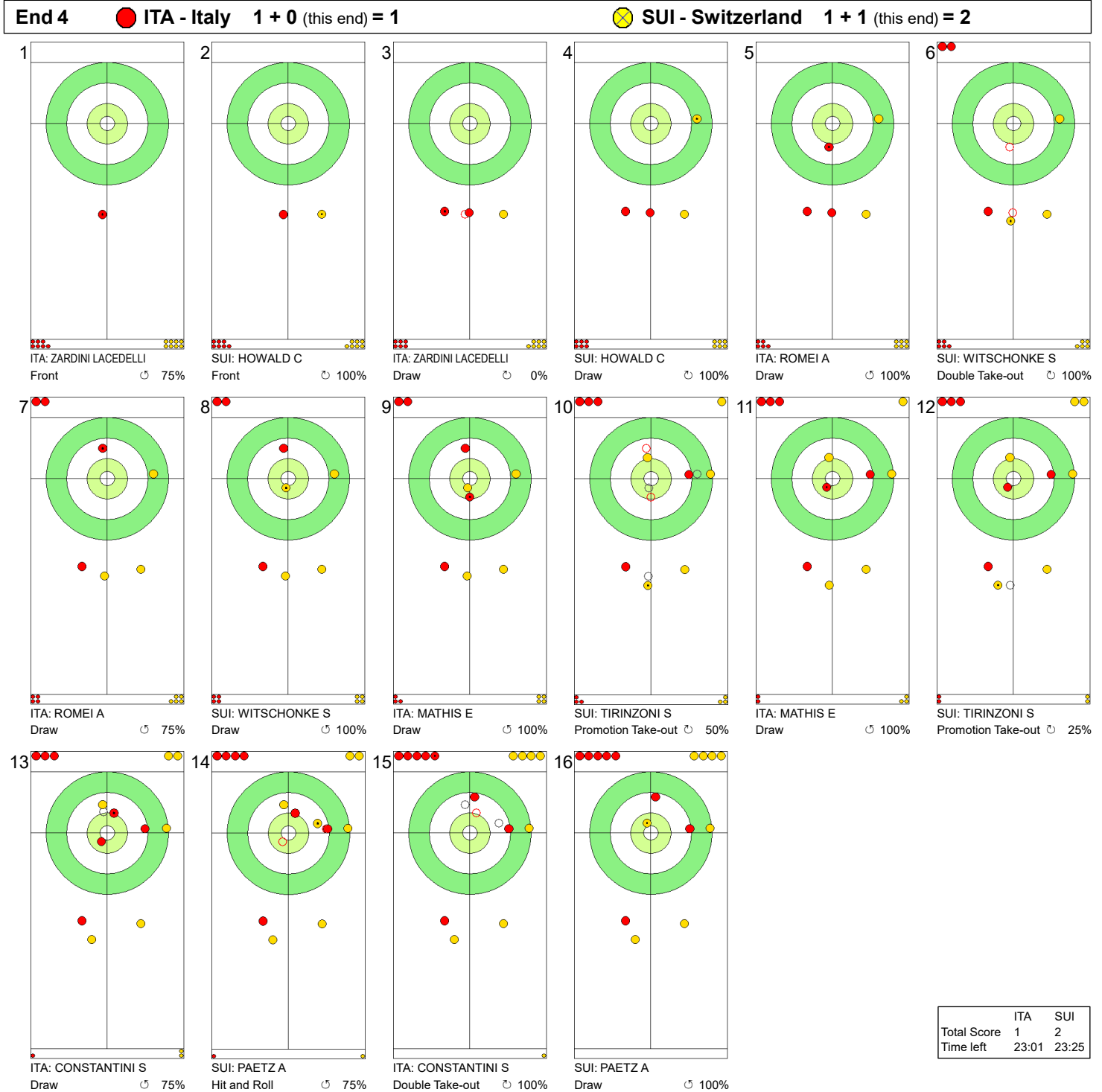
Legend:
⤵ Clockwise ⤴ Counter-clockwise - Not considered

SAT 23 MAR 2024
Start Time 17:00

Semi-final - Sheet D

WORLD CURLING

Game - Shot by Shot



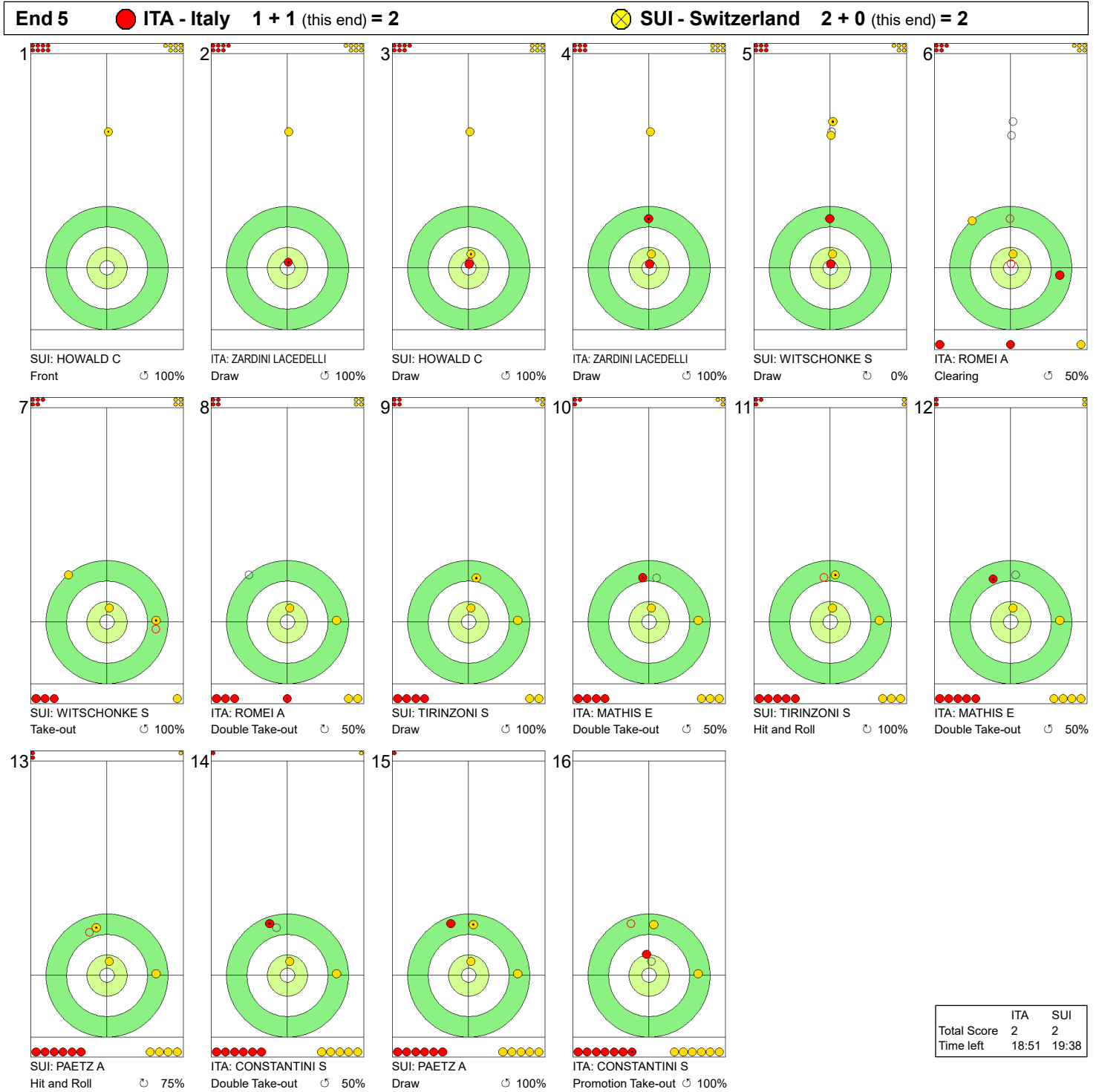
Legend:
 ↻ Clockwise ↺ Counter-clockwise - Not considered

SAT 23 MAR 2024
Start Time 17:00

Semi-final - Sheet D

WORLD CURLING

Game - Shot by Shot



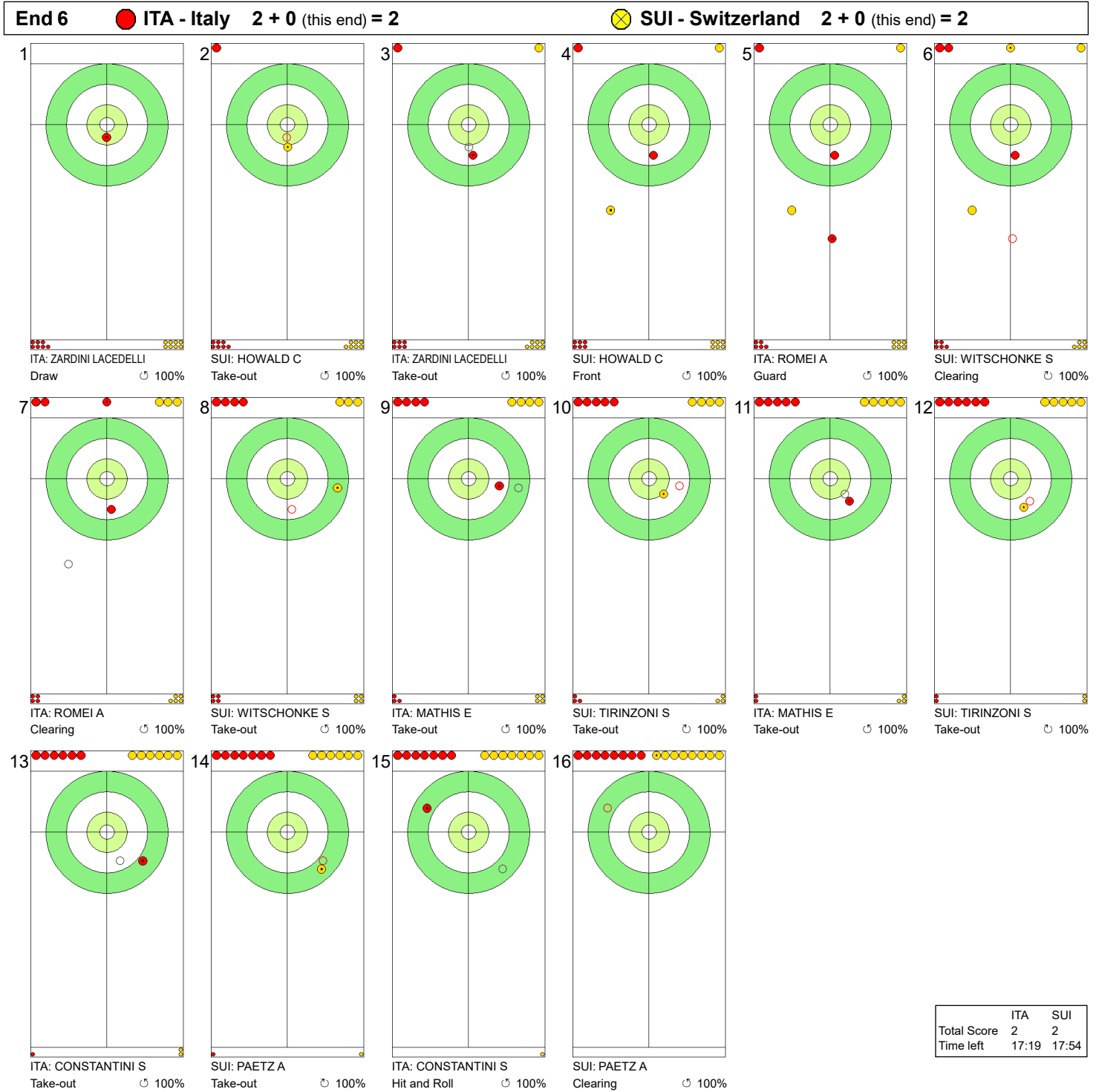
	ITA	SUI
Total Score	2	2
Time left	18:51	19:38

Legend:
 Clockwise Counter-clockwise - Not considered

SAT 23 MAR 2024
Start Time 17:00

Semi-final - Sheet D

Game - Shot by Shot

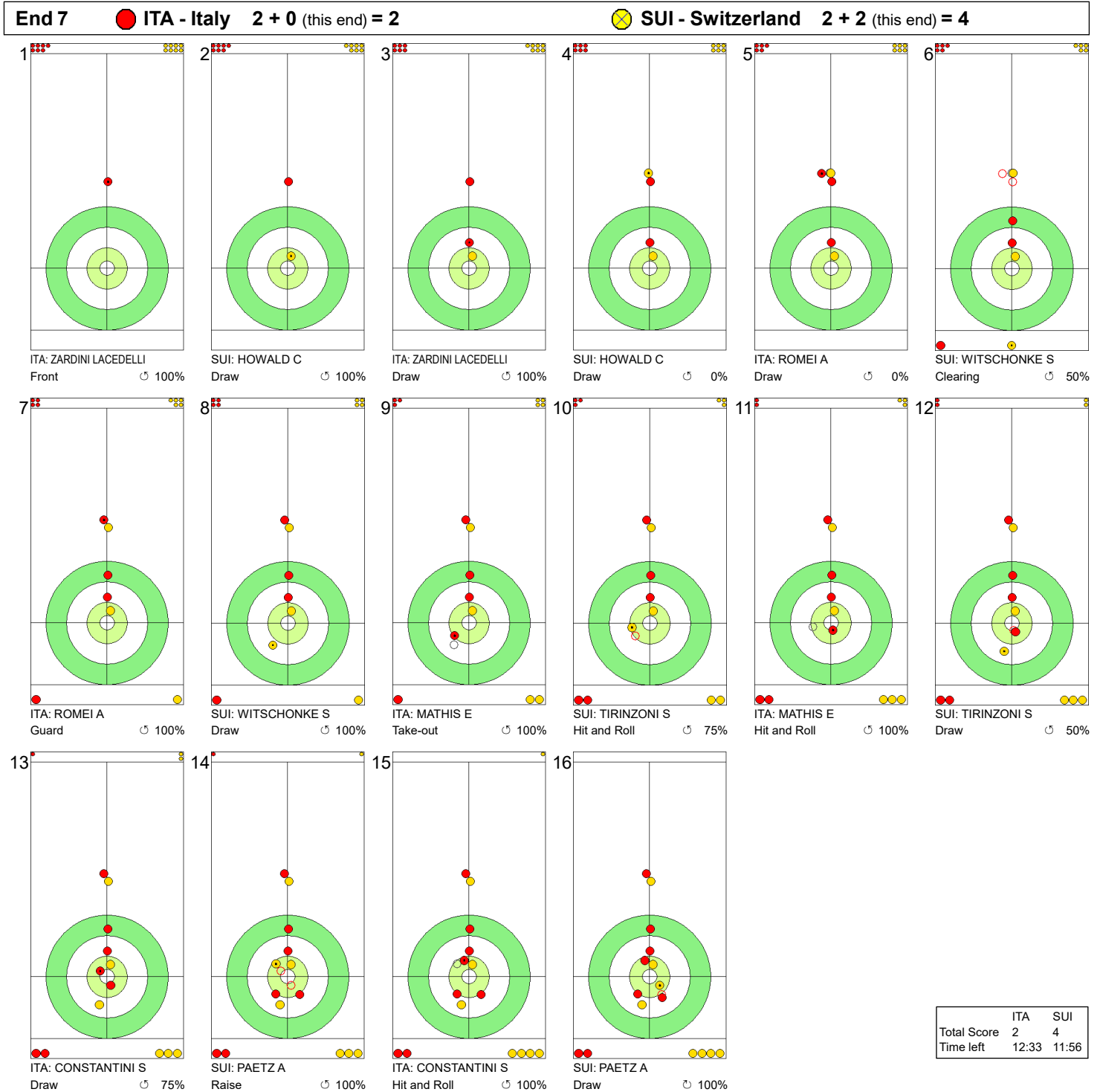


Legend:
 ↻ Clockwise ↺ Counter-clockwise - Not considered

SAT 23 MAR 2024
Start Time 17:00

Semi-final - Sheet D

Game - Shot by Shot

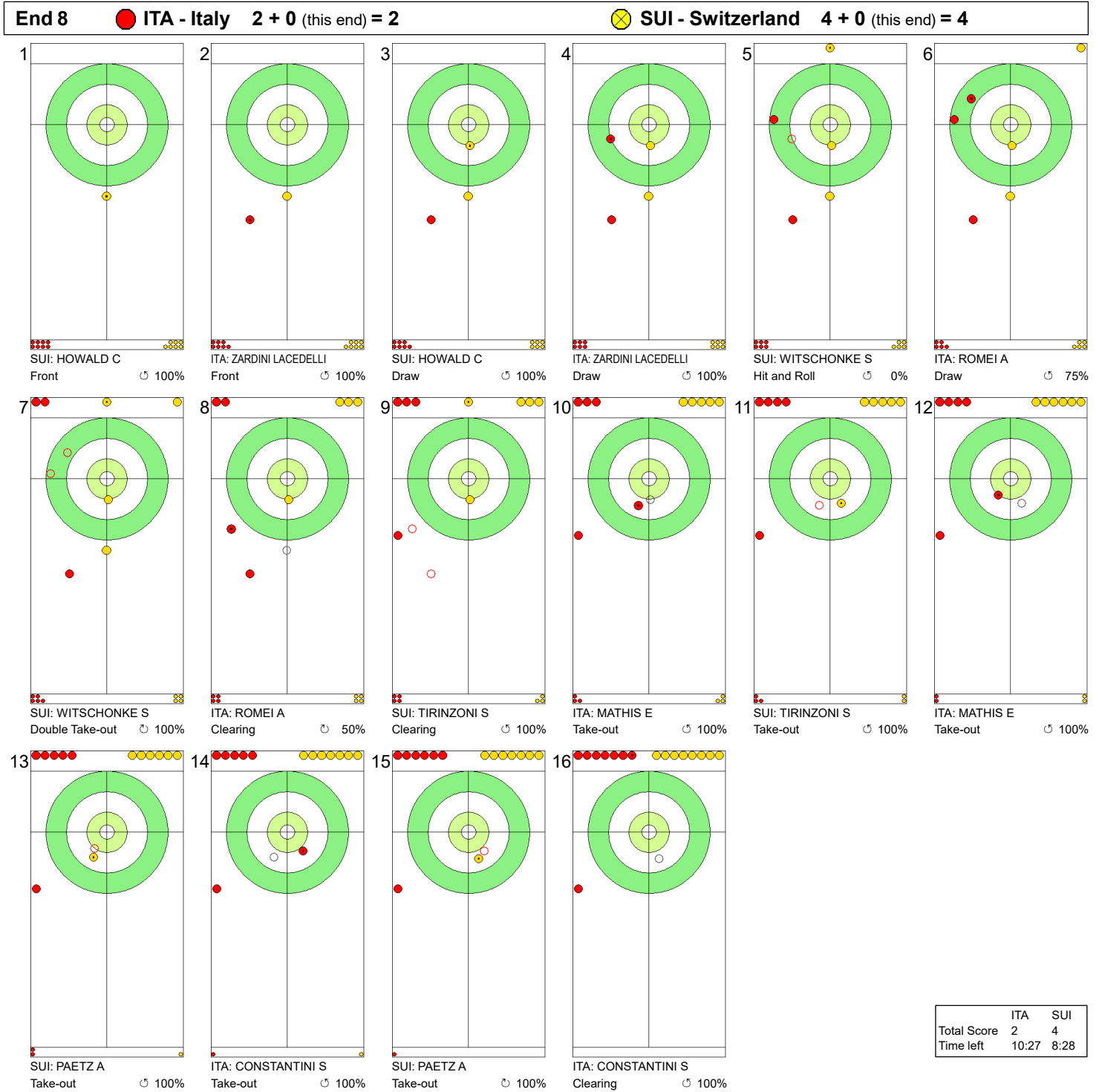


Legend:
 ↻ Clockwise ↺ Counter-clockwise - Not considered

SAT 23 MAR 2024
Start Time 17:00

Semi-final - Sheet D

Game - Shot by Shot



Legend:
 ↻ Clockwise ↺ Counter-clockwise - Not considered

SAT 23 MAR 2024 Start Time 17:00

Semi-final - Sheet D

Game - Shot by Shot

End 9 ● **ITA - Italy** 2 + 1 (this end) = 3 ● **SUI - Switzerland** 4 + 0 (this end) = 4

1 SUI: HOWALD C Front ⌚ 100% 2 ITA: ZARDINI LACEDELLI Front ⌚ 100% 3 SUI: HOWALD C Draw ⌚ 100% 4 ITA: ZARDINI LACEDELLI Draw ⌚ 100% 5 SUI: WITSCHONKE S Raise ⌚ 100% 6 ITA: ROMEI A Raise Time-out ⌚ 100%

7 SUI: WITSCHONKE S Hit and Roll ⌚ 100% 8 ITA: ROMEI A Raise ⌚ 100% 9 SUI: TIRINZONI S Draw Time-out ⌚ 100% 10 ITA: MATHIS E Promotion Take-out ⌚ 50% 11 SUI: TIRINZONI S Take-out ⌚ 50% 12 ITA: MATHIS E Hit and Roll ⌚ 75%

13 SUI: PAETZ A Double Take-out ⌚ 100% 14 ITA: CONSTANTINI S Take-out ⌚ 50% 15 SUI: PAETZ A Draw ⌚ 100% 16 ITA: CONSTANTINI S Draw ⌚ 100%

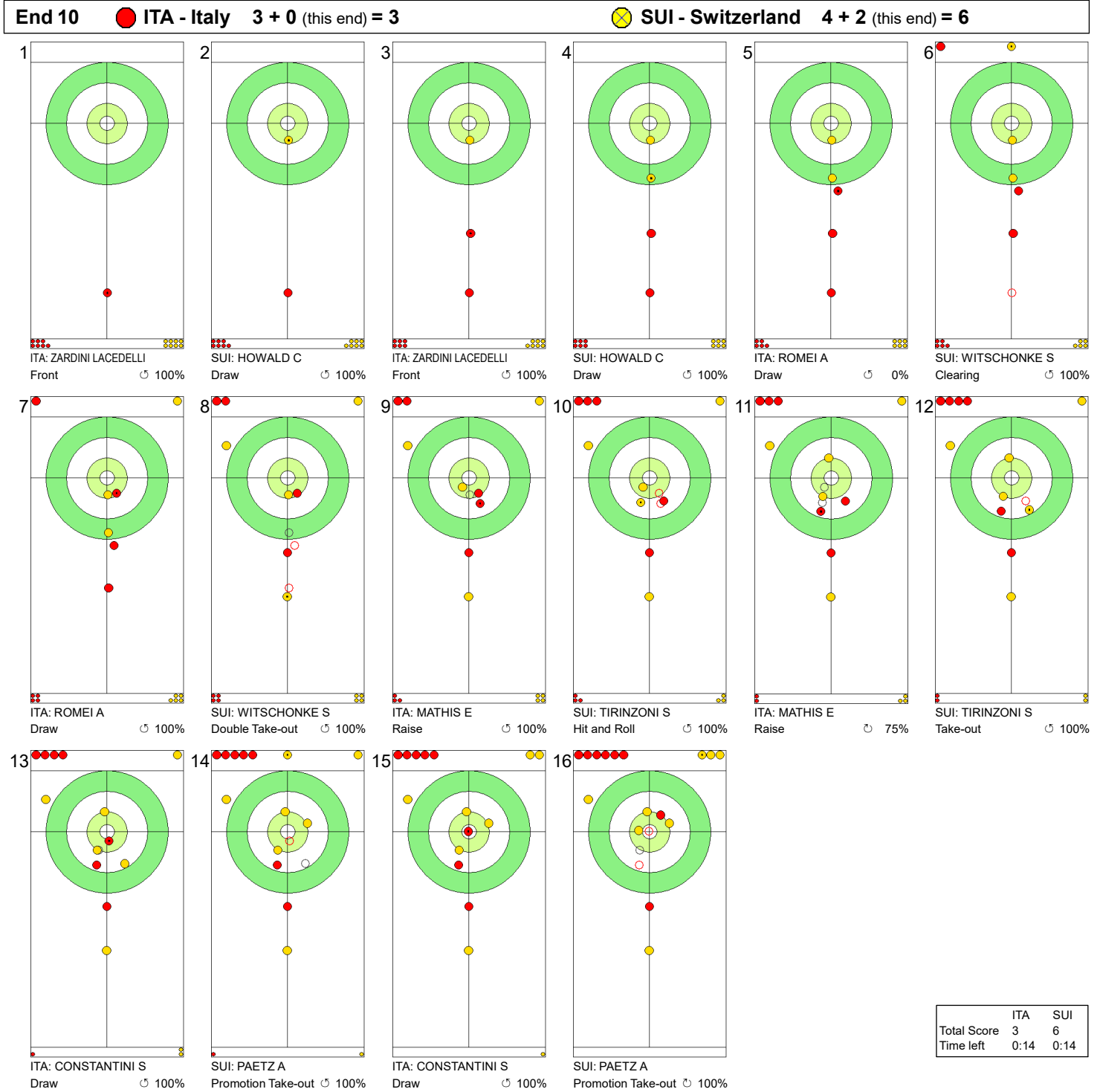
	ITA	SUI
Total Score	3	4
Time left	2:58	4:21

Legend:
 ⌚ Clockwise ⌚ Counter-clockwise - Not considered

SAT 23 MAR 2024
Start Time 17:00

Semi-final - Sheet D

Game - Shot by Shot



Legend:
 ↻ Clockwise ↺ Counter-clockwise - Not considered

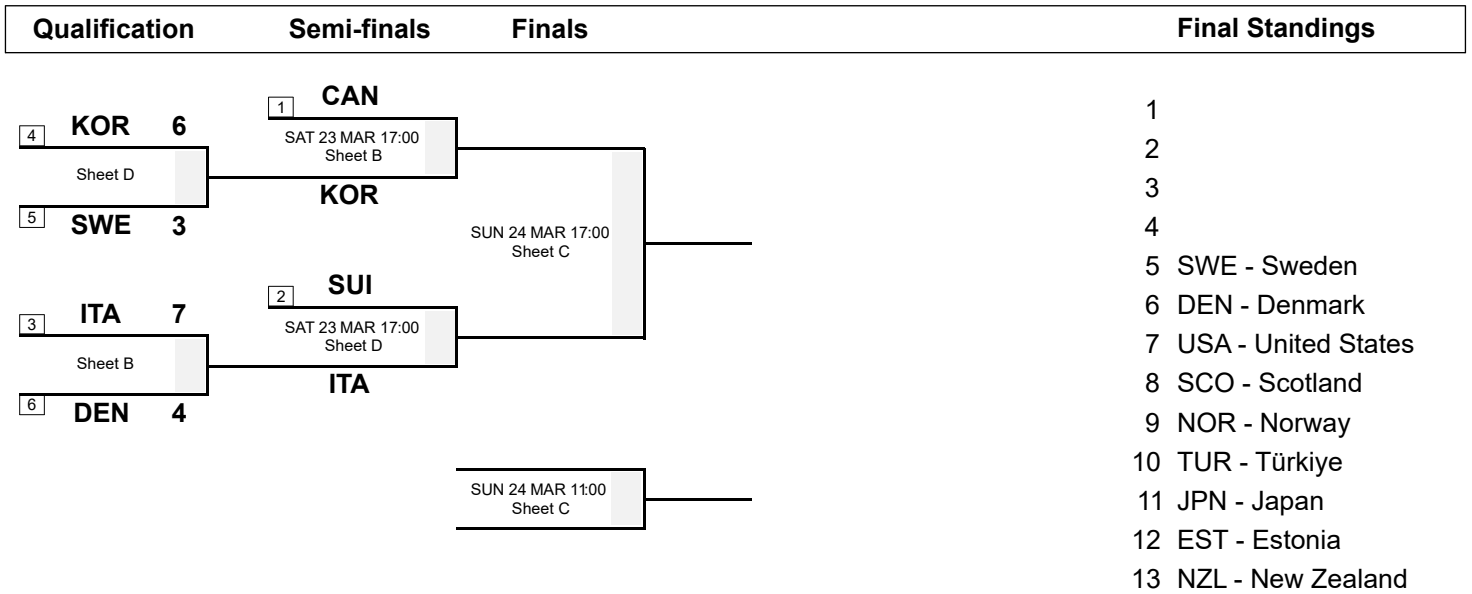
SAT 23 MAR 2024
Start Time 11:00

Qualification **WORLD CURLING**

Session Results and Standings

Sheet	Team	LSFE	1	2	3	4	5	6	7	8	9	10	Extra Ends	Total
B	ITA - Italy	*	0	1	0	2	0	1	2	1	0	X		7
	DEN - Denmark		0	0	1	0	2	0	0	0	1	X		4
D	SWE - Sweden		1	0	0	1	0	0	0	1	0	0		3
	KOR - Korea	*	0	2	0	0	0	0	1	0	2	1		6

Play-offs Bracket



Attendance

Session: 2'171 Total: 35'690

Legend:
LSFE(*) Last Stone First End X Unplayed/unfinished end due to concession

SAT 23 MAR 2024
Start Time 11:00

Qualification - Sheet B

Game Results

Sheet	Team	LSFE	1	2	3	4	5	6	7	8	9	10	Extra Ends	Total
B	ITA - Italy	*	0	1	0	2	0	1	2	1	0	X		7
	DEN - Denmark		0	0	1	0	2	0	0	0	1	X		4

ITA - Italy		Shot Success	Game	All
4 S	CONSTANTINI Stefania	76%	84%	
3	MATHIS Elena	91%	81%	
2	ROMEI Angela	83%	87%	
1 V	ZARDINI LACEDELLI Giulia	94%	93%	
A	LO DESERTO Marta	-	75%	
Team Total		86%	86%	

DEN - Denmark		Shot Success	Game	All
4 S	DUPONT Madeleine	80%	73%	
3 V	HALSE Mathilde	75%	80%	
2	DUPONT Denise	71%	79%	
1	LARSEN My	89%	81%	
A	LANDER Jasmin	-	82%	
Team Total		79%	79%	

Time remaining: 1 minute 10 seconds

Time remaining: 5 minutes 22 seconds

Shot Success Analysis

ITA - Italy		↻	↺	Game
4	CONSTANTINI Stefania	Draws 4 75%	4 31%	8 53%
		Take-outs 2 88%	9 94%	11 93%
		Total 6 79%	13 75%	19 76%
3	MATHIS Elena	Draws 3 83%	3 83%	6 83%
		Take-outs 3 92%	11 95%	14 95%
		Total 6 88%	14 93%	20 91%
2	ROMEI Angela	Draws 1 0%	6 79%	7 68%
		Take-outs 7 89%	6 92%	13 90%
		Total 8 78%	12 85%	20 83%
1	ZARDINI LACEDELLI Giulia	Draws 1 75%	15 95%	16 94%
		Take-outs 1 100%	1 100%	2 100%
		Total 2 88%	16 95%	18 94%
A	LO DESERTO Marta	Draws 0 -	0 -	0 -
		Take-outs 0 -	0 -	0 -
		Total 0 -	0 -	0 -
Team		Draws 9 69%	28 81%	37 78%
		Take-outs 13 90%	27 94%	40 93%
		Total 22 82%	55 88%	77 86%

DEN - Denmark		↻	↺	Game
4	DUPONT Madeleine	Draws 8 84%	3 100%	11 89%
		Take-outs 6 58%	2 100%	8 69%
		Total 14 73%	5 100%	19 80%
3	HALSE Mathilde	Draws 6 54%	5 70%	11 61%
		Take-outs 4 94%	5 90%	9 92%
		Total 10 70%	10 80%	20 75%
2	DUPONT Denise	Draws 4 63%	5 75%	9 69%
		Take-outs 5 75%	6 71%	11 73%
		Total 9 69%	11 73%	20 71%
1	LARSEN My	Draws 14 95%	5 70%	19 88%
		Take-outs 1 100%	0 -	1 100%
		Total 15 95%	5 70%	20 89%
A	LANDER Jasmin	Draws 0 -	0 -	0 -
		Take-outs 0 -	0 -	0 -
		Total 0 -	0 -	0 -
Team		Draws 32 80%	18 76%	50 79%
		Take-outs 16 75%	13 83%	29 78%
		Total 48 79%	31 79%	79 79%

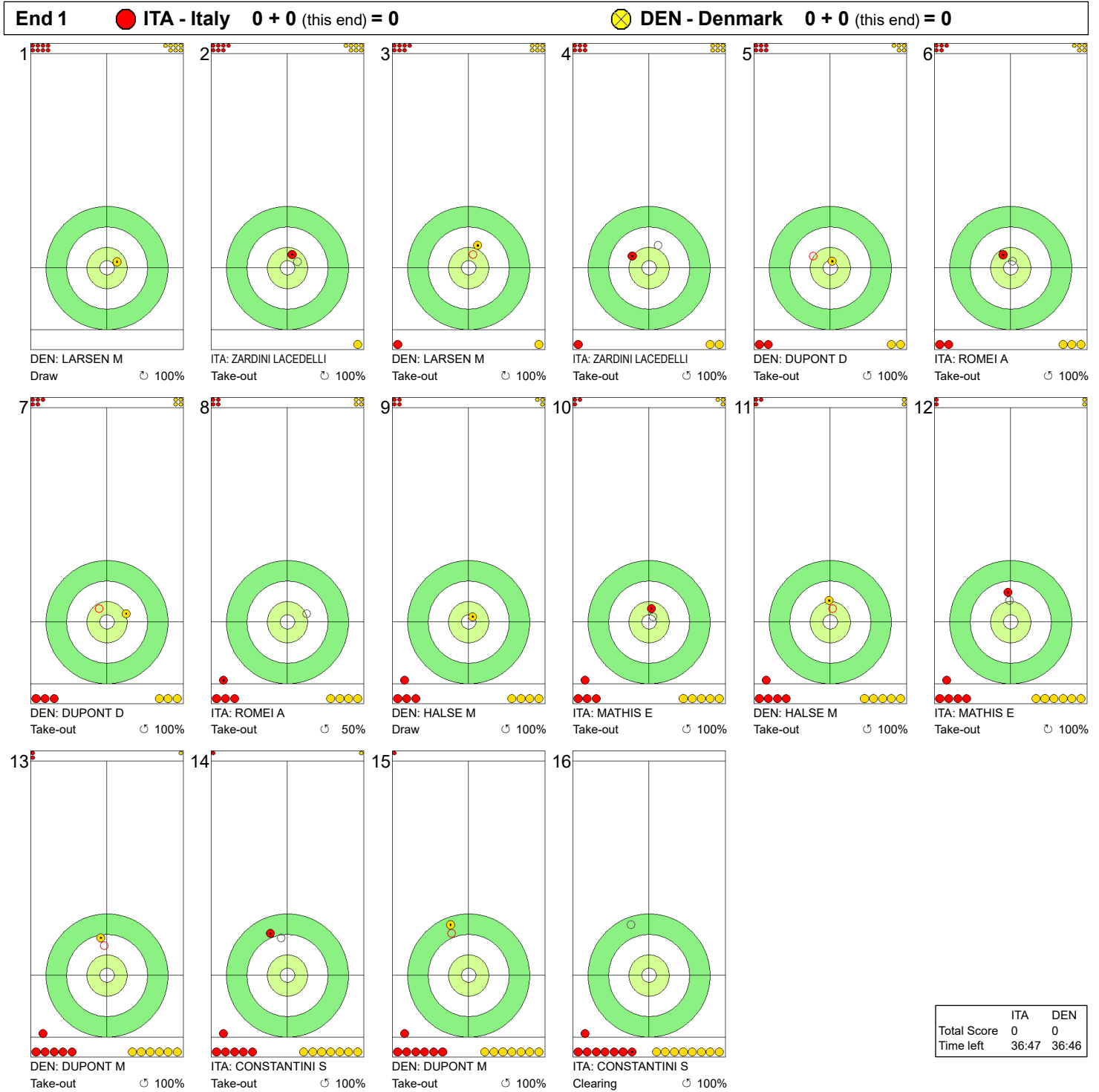
Note:
Position and function for each team member:
4 = Fourth, 3 = Third, 2 = Second, 1 = Lead, A = Alternate, S = Skip, V = Vice-Skip

Legend:
↻ Clockwise ↺ Counter-clockwise LSFE(*) Last Stone First End
X Unplayed/unfinished end due to concession

SAT 23 MAR 2024
Start Time 11:00

Qualification - Sheet B

Game - Shot by Shot

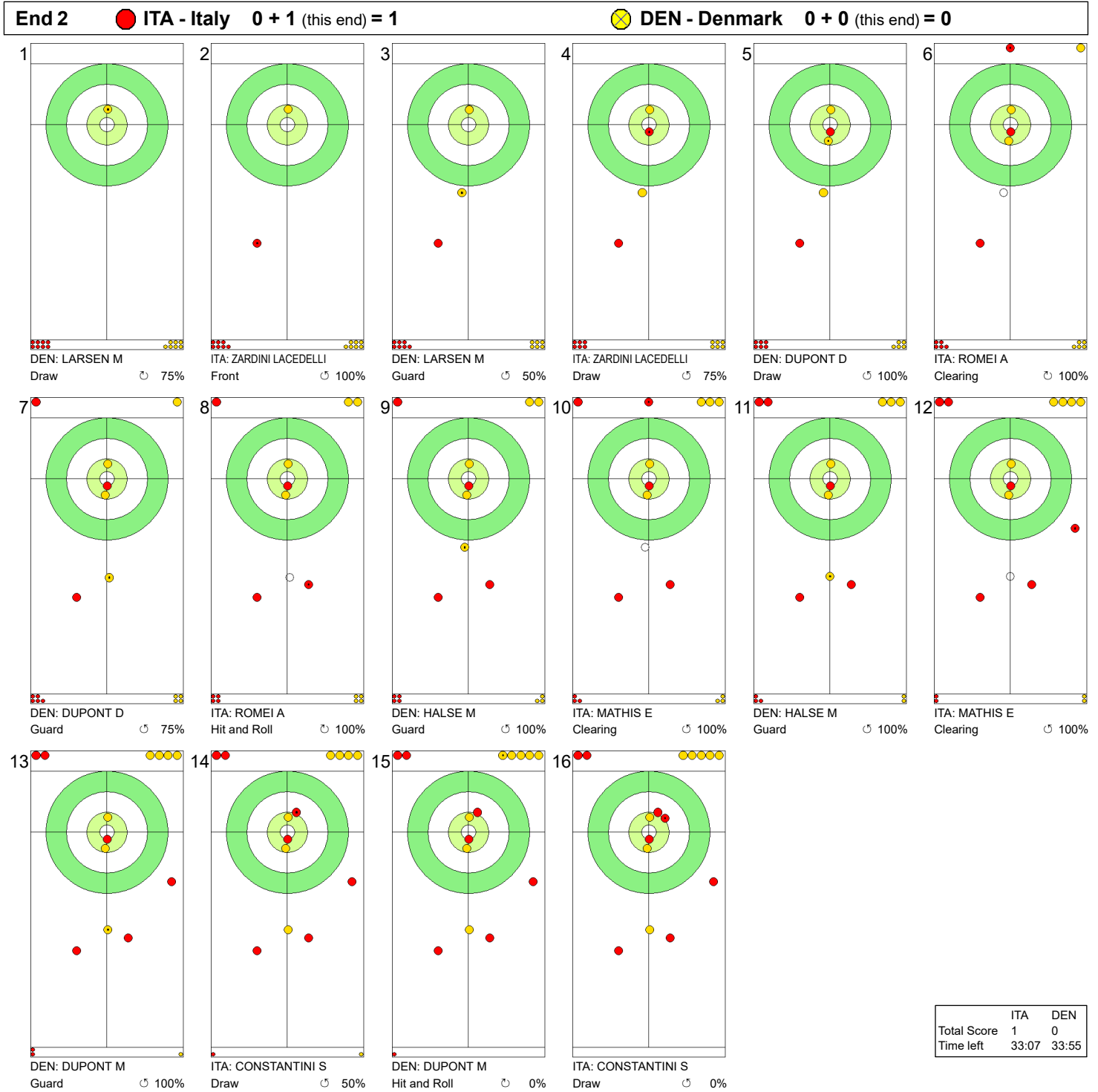


Legend:
 Clockwise Counter-clockwise - Not considered

SAT 23 MAR 2024
Start Time 11:00

Qualification - Sheet B

Game - Shot by Shot



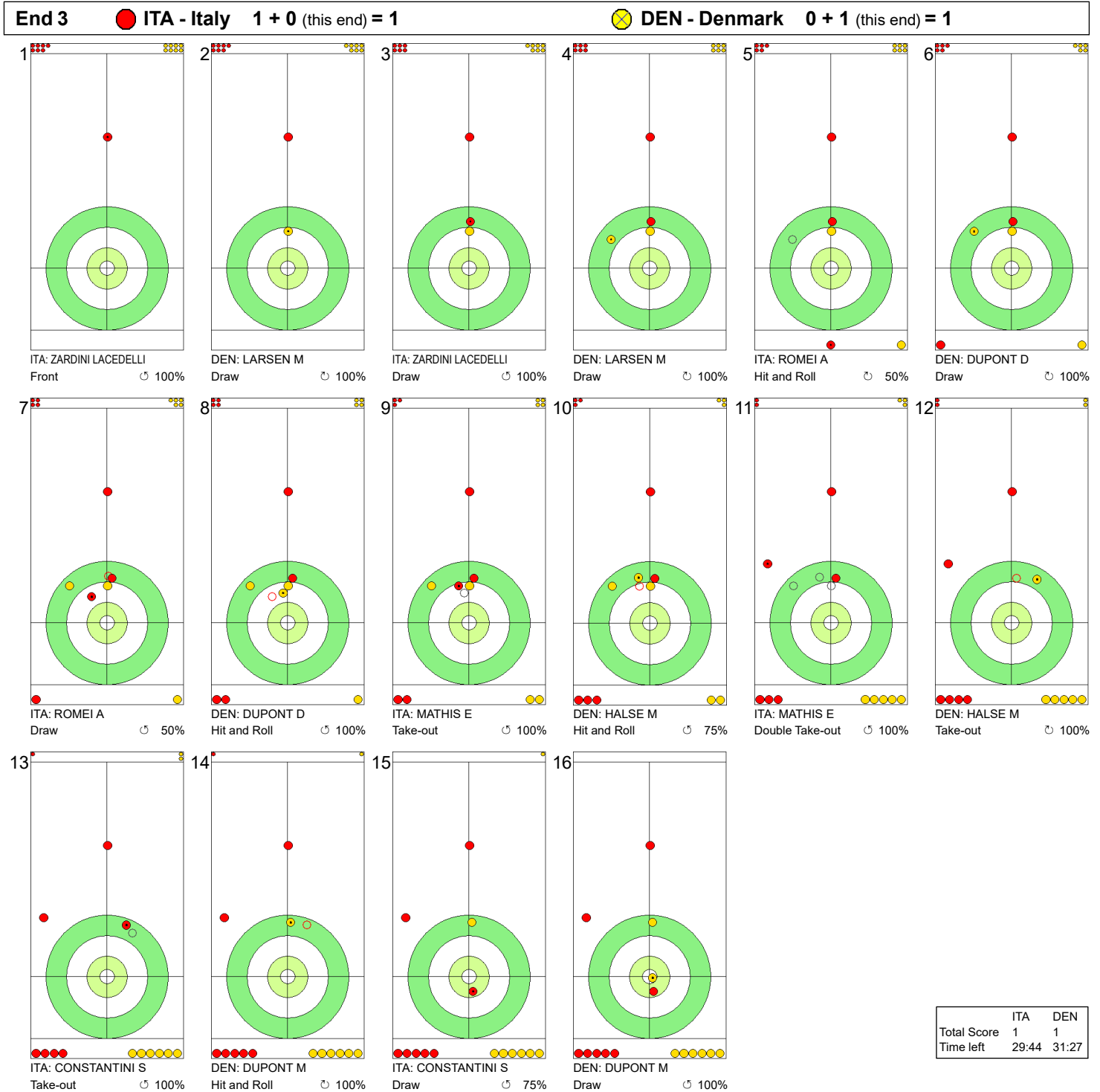
	ITA	DEN
Total Score	1	0
Time left	33:07	33:55

Legend:
 ↻ Clockwise ↺ Counter-clockwise - Not considered

SAT 23 MAR 2024
Start Time 11:00

Qualification - Sheet B

Game - Shot by Shot



Legend:
 ↻ Clockwise ↺ Counter-clockwise - Not considered



SAT 23 MAR 2024
Start Time 11:00

Qualification - Sheet B



Game - Shot by Shot

End 4 ● **ITA - Italy** 1 + 2 (this end) = 3 ● **DEN - Denmark** 1 + 0 (this end) = 1

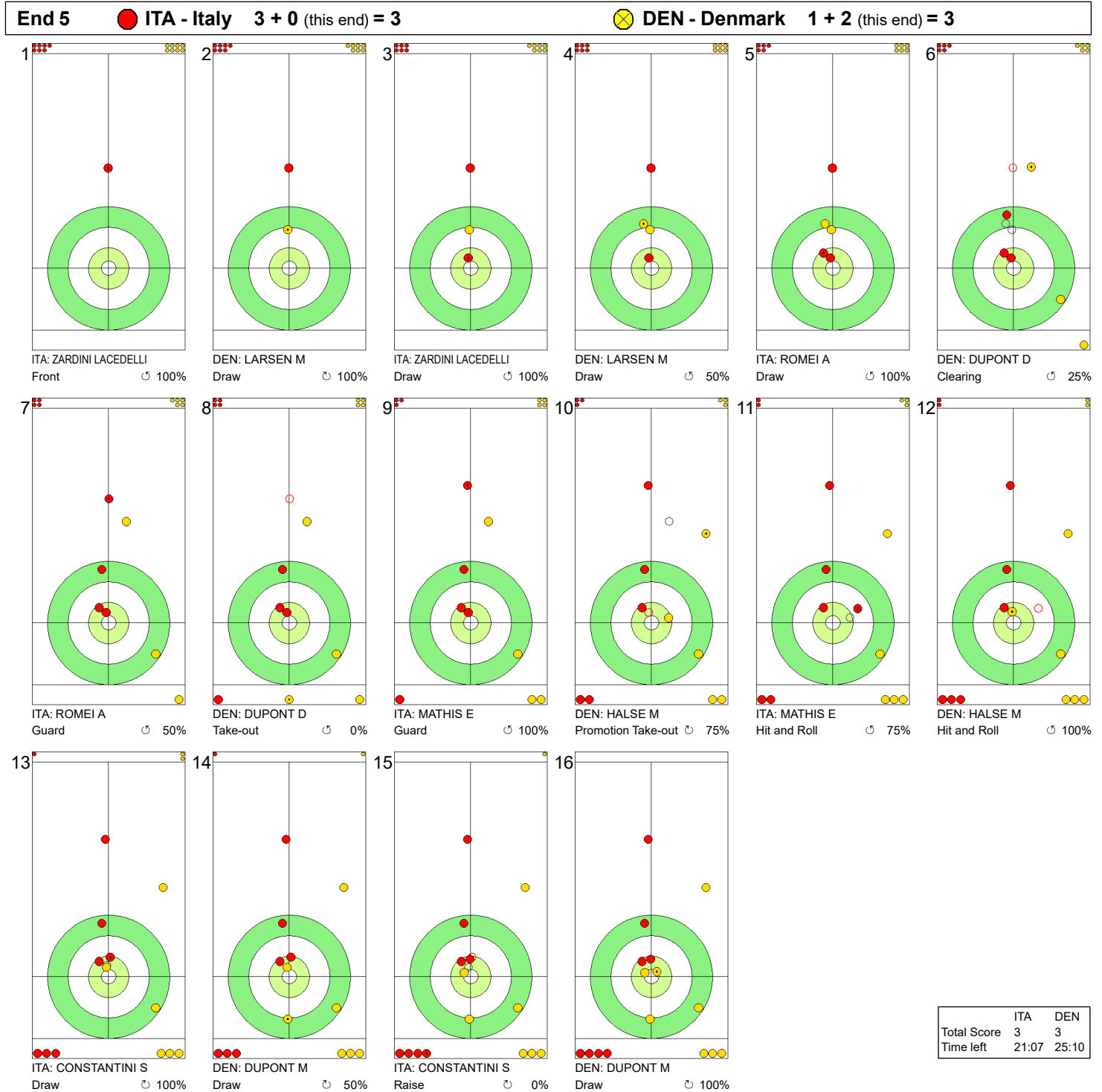
	ITA	DEN
Total Score	3	1
Time left	26:17	28:07

Legend:
 ↻ Clockwise ↺ Counter-clockwise - Not considered

SAT 23 MAR 2024
Start Time 11:00

Qualification - Sheet B

Game - Shot by Shot



Legend:
 ↻ Clockwise ↺ Counter-clockwise - Not considered

SAT 23 MAR 2024
Start Time 11:00

Qualification - Sheet B

Game - Shot by Shot

End 6 **ITA - Italy** 3 + 1 (this end) = 4 **DEN - Denmark** 3 + 0 (this end) = 3



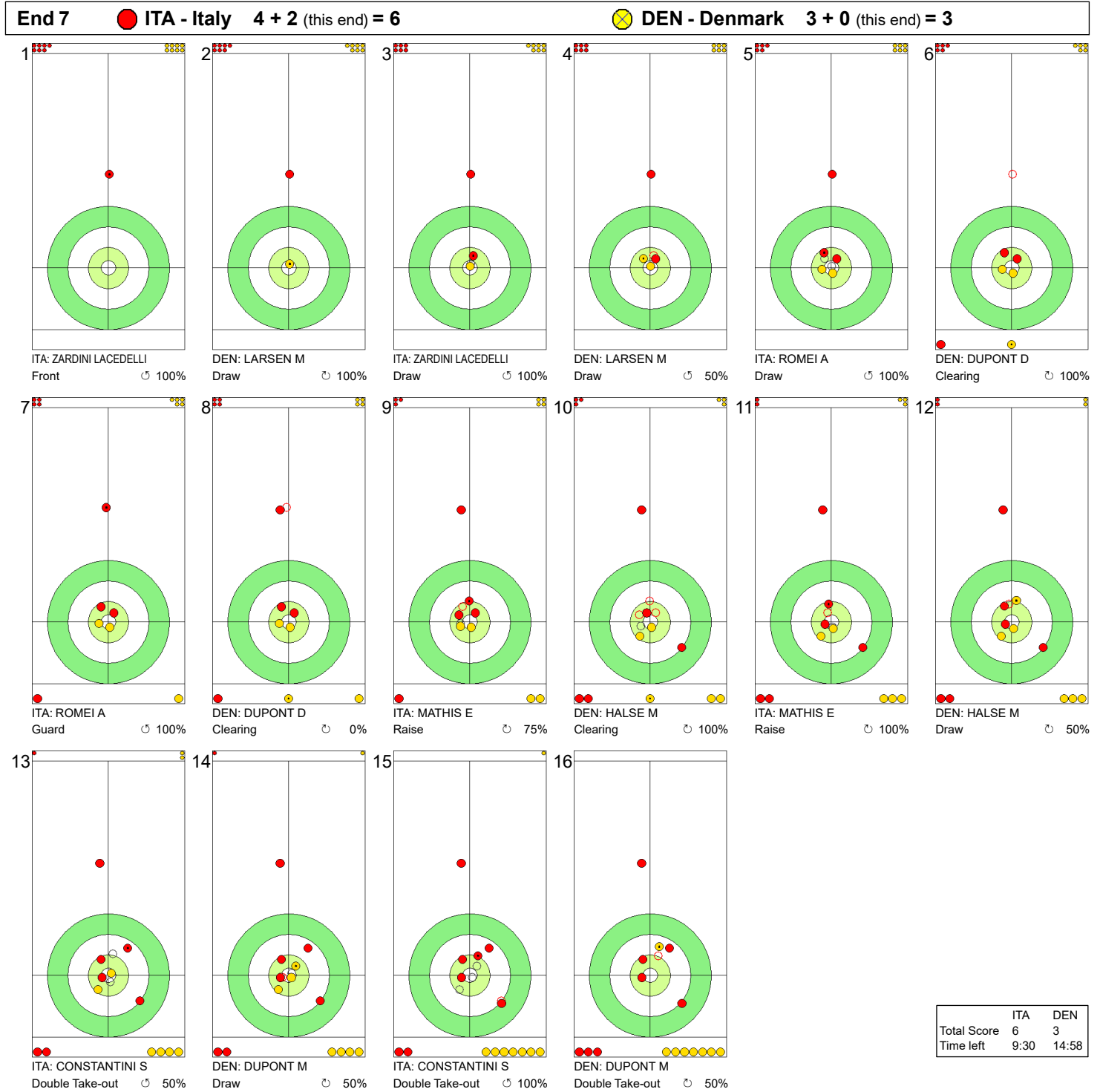
	ITA	DEN
Total Score	4	3
Time left	15:40	20:51

Legend:
 Clockwise Counter-clockwise - Not considered

SAT 23 MAR 2024
Start Time 11:00

Qualification - Sheet B

Game - Shot by Shot

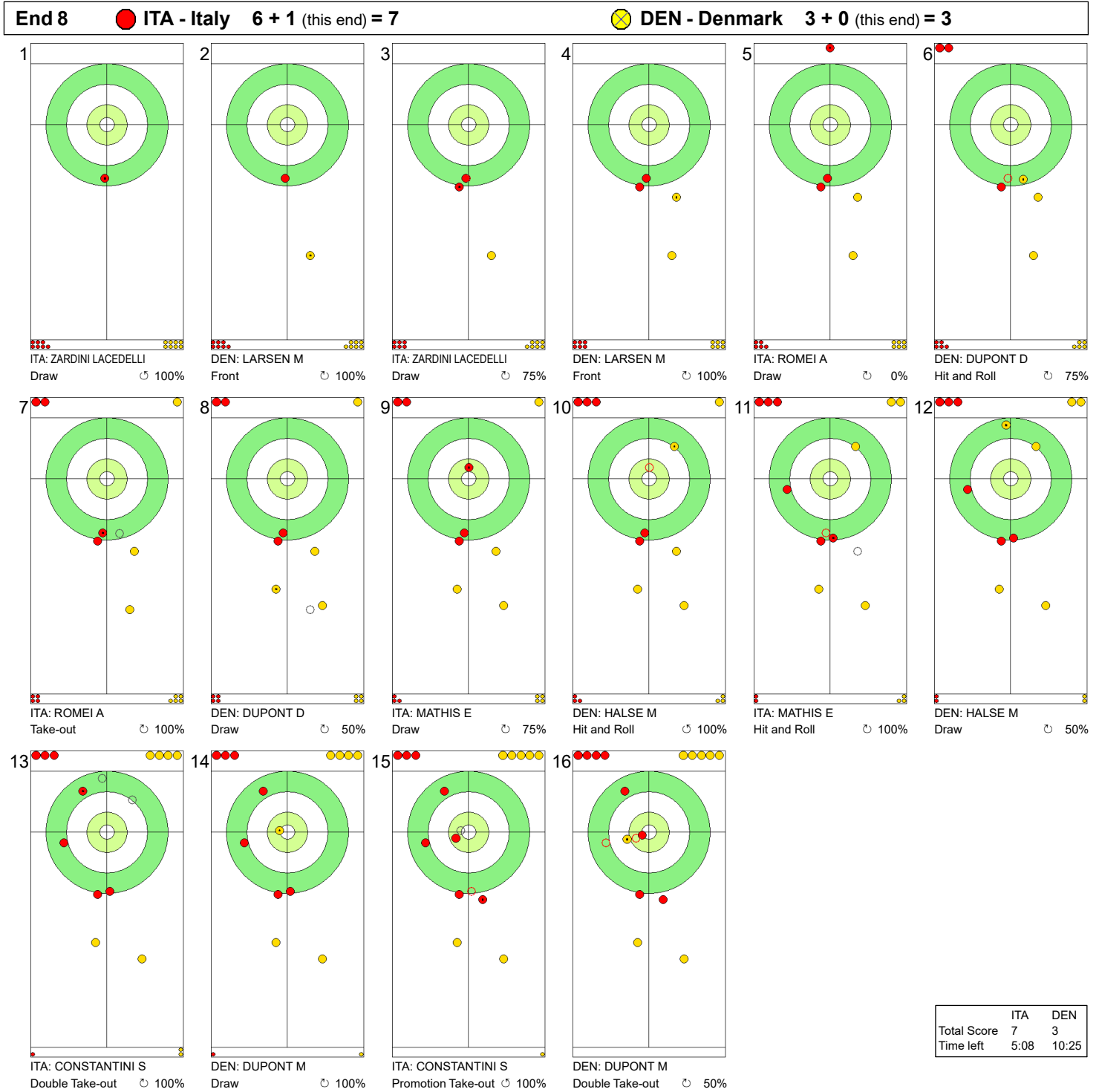


Legend:
↻ Clockwise ↺ Counter-clockwise - Not considered

SAT 23 MAR 2024
Start Time 11:00

Qualification - Sheet B

Game - Shot by Shot



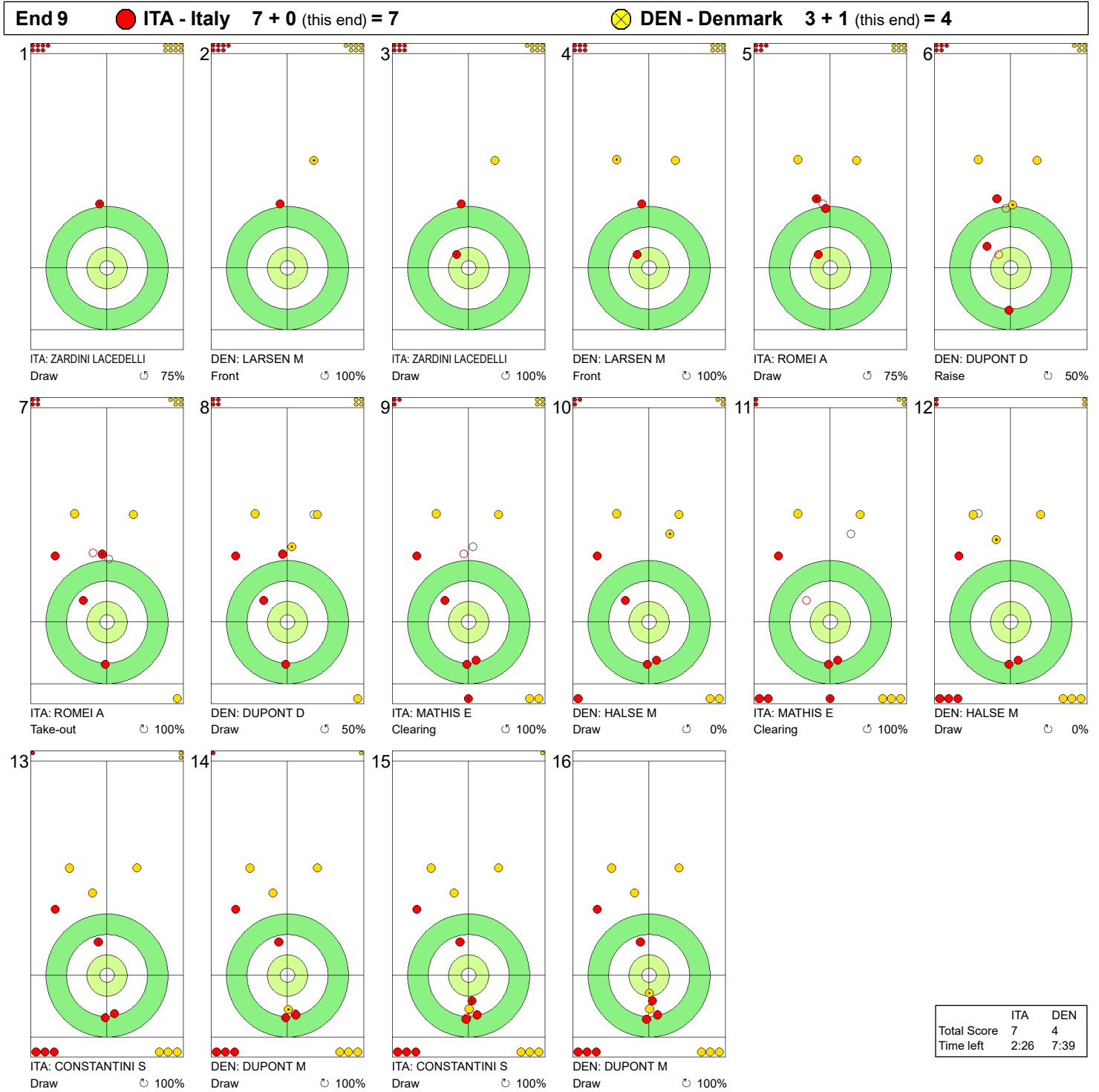
Legend:
 ↻ Clockwise ↺ Counter-clockwise - Not considered

SAT 23 MAR 2024
Start Time 11:00

Qualification - Sheet B

WORLD CURLING

Game - Shot by Shot



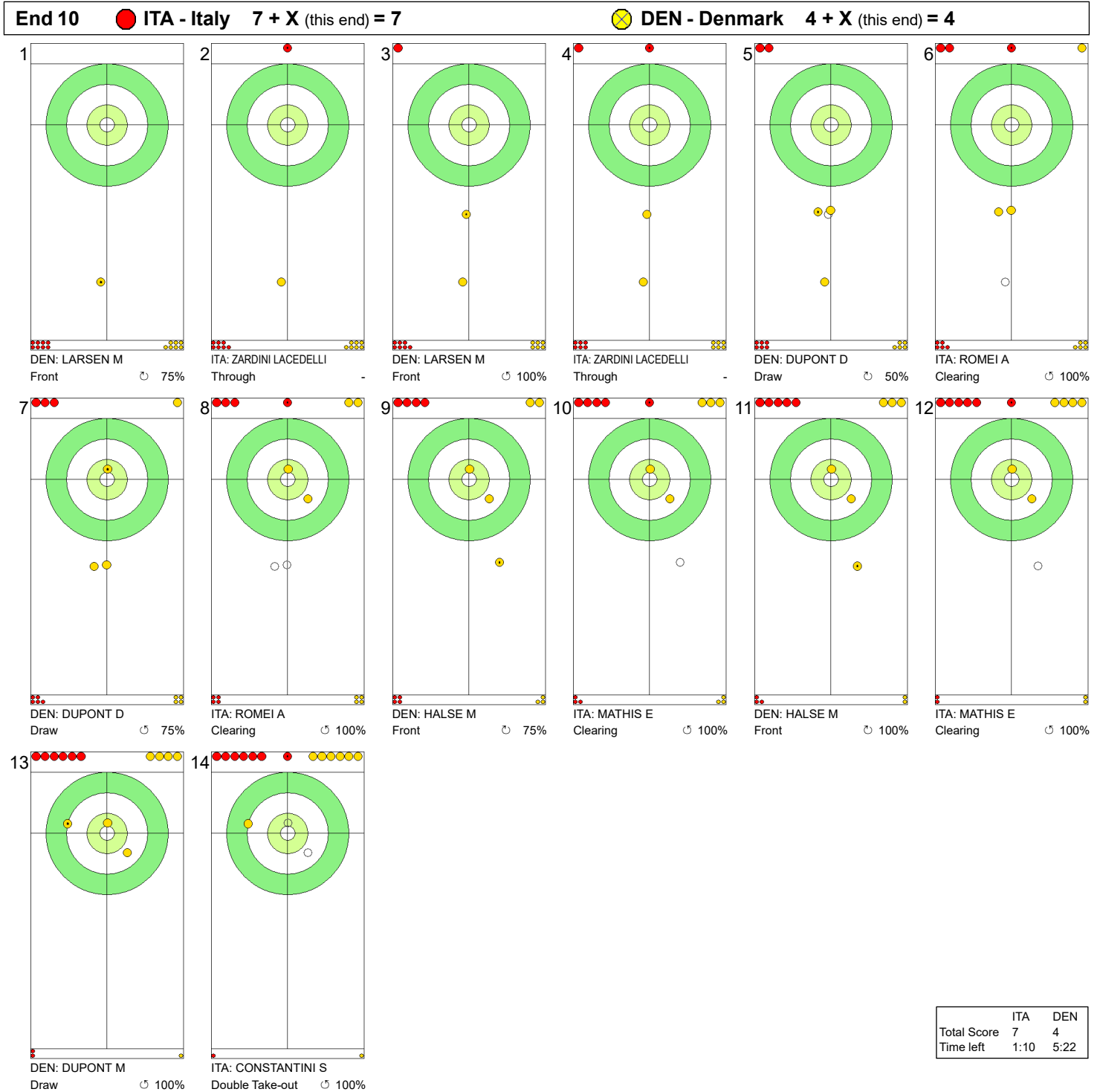
	ITA	DEN
Total Score	7	4
Time left	2:26	7:39

Legend:
 Clockwise Counter-clockwise - Not considered

SAT 23 MAR 2024
Start Time 11:00

Qualification - Sheet B

Game - Shot by Shot



Legend:

- ↻ Clockwise
- ↺ Counter-clockwise
- Not considered
- X Unfinished end due to concession

SAT 23 MAR 2024
Start Time 11:00

Qualification - Sheet D

Game Results

Sheet	Team	LSFE	1	2	3	4	5	6	7	8	9	10	Extra Ends	Total
D	SWE - Sweden		1	0	0	1	0	0	0	1	0	0		3
	KOR - Korea	*	0	2	0	0	0	0	1	0	2	1		6

SWE - Sweden		Shot Success	Game	All
4 S	HASSELBORG Anna	81%	84%	
3 V	McMANUS Sara	76%	88%	
2	KNOCHENHAUER Agnes	90%	85%	
1	MABERGS Sofia	90%	90%	
A	HELDIN Johanna	-	-	
Team Total		84%	87%	

KOR - Korea		Shot Success	Game	All
4 S	GIM Eunji	76%	80%	
3 V	KIM Minji	85%	82%	
2	KIM Suji	85%	84%	
1	SEOL Yeeun	89%	87%	
A	SEOL Yeji	-	88%	
Team Total		84%	84%	

Time remaining: 0 minutes 27 seconds

Time-out: End 8 - SWE stone 5

Time remaining: 4 minutes 47 seconds

Time-out: End 9 - KOR stone 6

Shot Success Analysis

SWE - Sweden		↻	↺	Game
4	HASSELBORG Anna	Draws 4 100%	4 69%	8 84%
		Take-outs 5 70%	7 86%	12 79%
		Total 9 83%	11 80%	20 81%
3	McMANUS Sara	Draws 3 100%	3 58%	6 79%
		Take-outs 5 75%	9 75%	14 75%
		Total 8 84%	12 71%	20 76%
2	KNOCHENHAUER Agnes	Draws 7 96%	3 100%	10 98%
		Take-outs 2 100%	8 78%	10 83%
		Total 9 97%	11 84%	20 90%
1	MABERGS Sofia	Draws 13 90%	7 89%	20 90%
		Take-outs 0 -	0 -	0 -
		Total 13 90%	7 89%	20 90%
A	HELDIN Johanna	Draws 0 -	0 -	0 -
		Take-outs 0 -	0 -	0 -
		Total 0 -	0 -	0 -
Team		Draws 27 94%	17 81%	44 89%
		Take-outs 12 77%	24 79%	36 78%
		Total 39 89%	41 80%	80 84%

KOR - Korea		↻	↺	Game
4	GIM Eunji	Draws 2 50%	4 88%	6 75%
		Take-outs 5 75%	8 78%	13 77%
		Total 7 68%	12 81%	19 76%
3	KIM Minji	Draws 3 75%	1 100%	4 81%
		Take-outs 11 82%	5 95%	16 86%
		Total 14 80%	6 96%	20 85%
2	KIM Suji	Draws 4 100%	6 71%	10 83%
		Take-outs 5 90%	5 85%	10 88%
		Total 9 94%	11 77%	20 85%
1	SEOL Yeeun	Draws 1 75%	18 89%	19 88%
		Take-outs 0 -	1 100%	1 100%
		Total 1 75%	19 89%	20 89%
A	SEOL Yeji	Draws 0 -	0 -	0 -
		Take-outs 0 -	0 -	0 -
		Total 0 -	0 -	0 -
Team		Draws 10 80%	29 85%	39 84%
		Take-outs 21 82%	19 86%	40 84%
		Total 31 81%	48 85%	79 84%

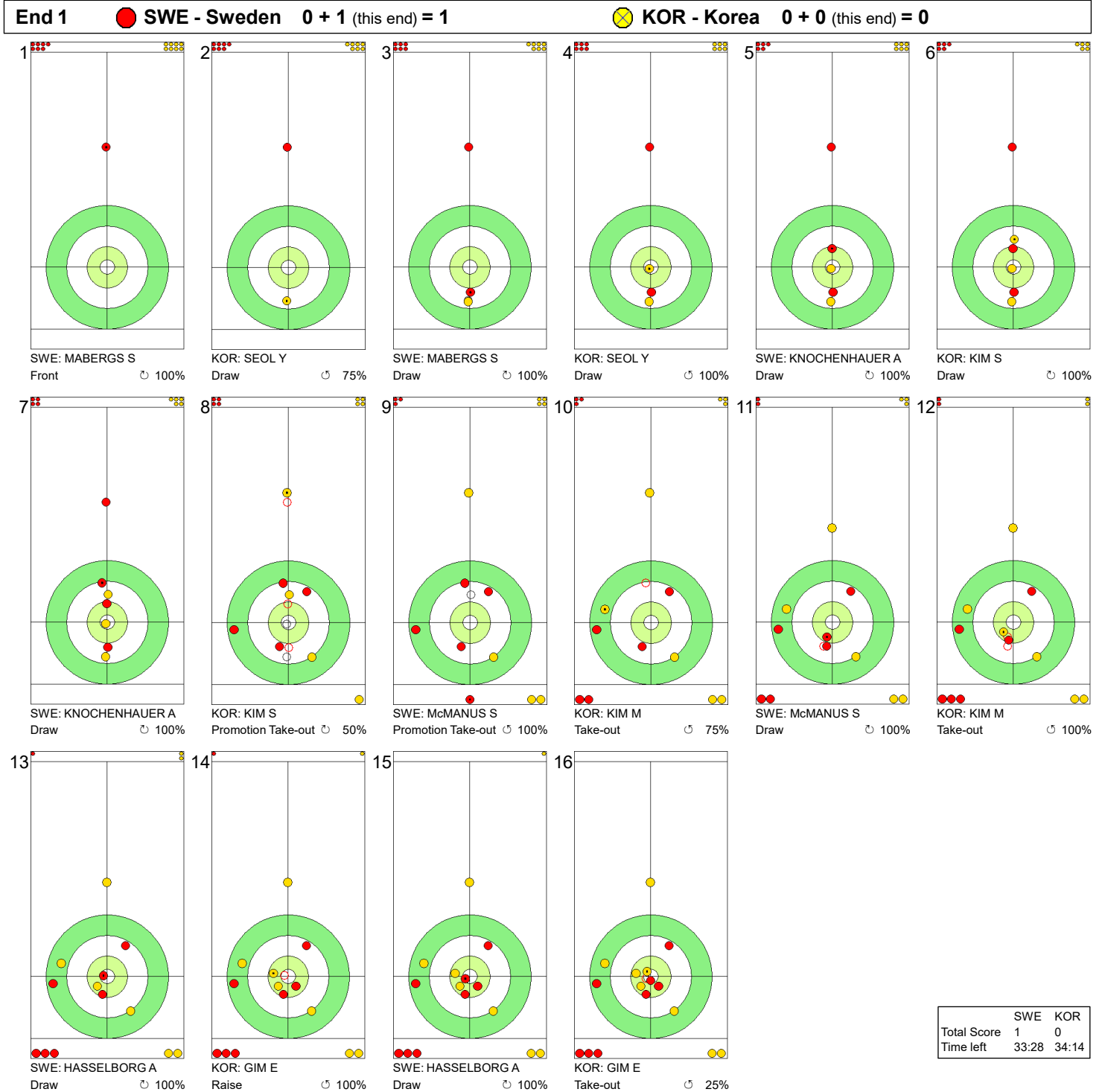
Note:
Position and function for each team member:
4 = Fourth, 3 = Third, 2 = Second, 1 = Lead, A = Alternate, S = Skip, V = Vice-Skip

Legend:
↻ Clockwise ↺ Counter-clockwise LSFE(*) Last Stone First End

SAT 23 MAR 2024
Start Time 11:00

Qualification - Sheet D

Game - Shot by Shot



Legend:
 ↻ Clockwise ↺ Counter-clockwise - Not considered

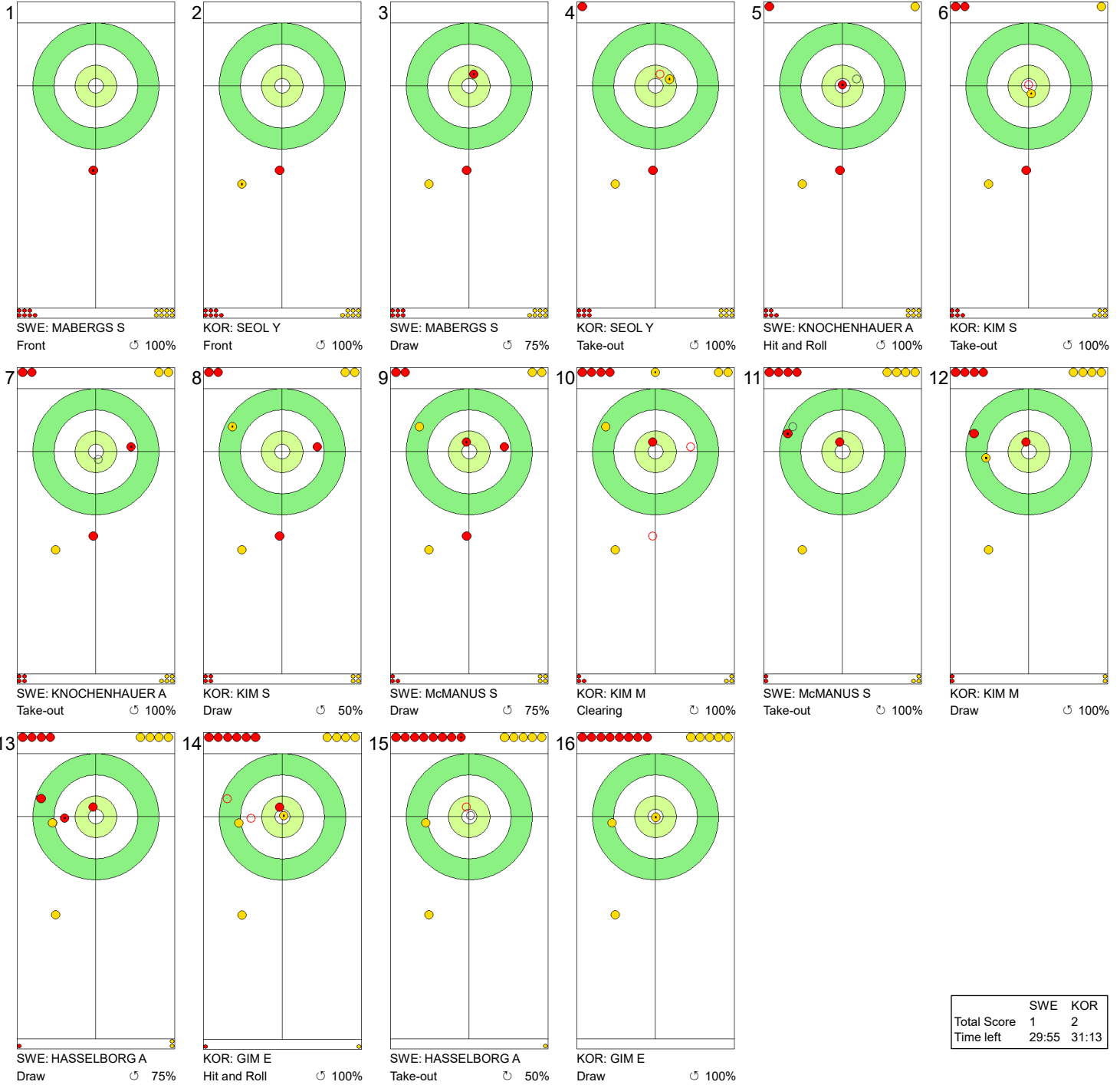
SAT 23 MAR 2024
Start Time 11:00

Qualification - Sheet D

WORLD CURLING

Game - Shot by Shot

End 2 ● **SWE - Sweden** 1 + 0 (this end) = 1 ● **KOR - Korea** 0 + 2 (this end) = 2

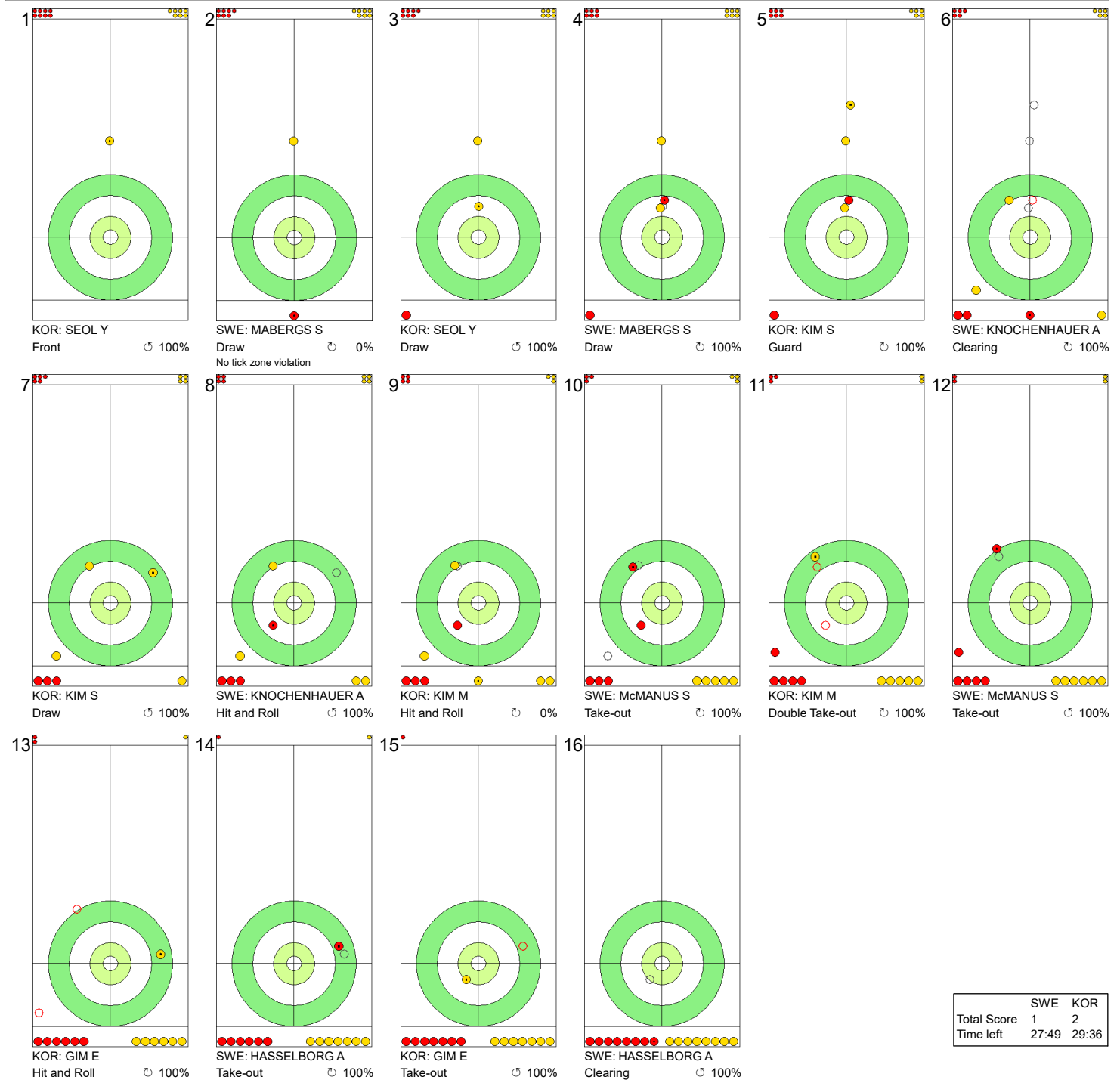


	SWE	KOR
Total Score	1	2
Time left	29:55	31:13

Legend:
 ↻ Clockwise ↺ Counter-clockwise - Not considered

Game - Shot by Shot

End 3 **SWE - Sweden** 1 + 0 (this end) = 1 **KOR - Korea** 2 + 0 (this end) = 2



Legend:
 Clockwise Counter-clockwise - Not considered

SAT 23 MAR 2024
Start Time 11:00

Qualification - Sheet D

WORLD CURLING

Game - Shot by Shot

End 4 **SWE - Sweden 1 + 1 (this end) = 2** **KOR - Korea 2 + 0 (this end) = 2**



	SWE	KOR
Total Score	2	2
Time left	24:33	26:30

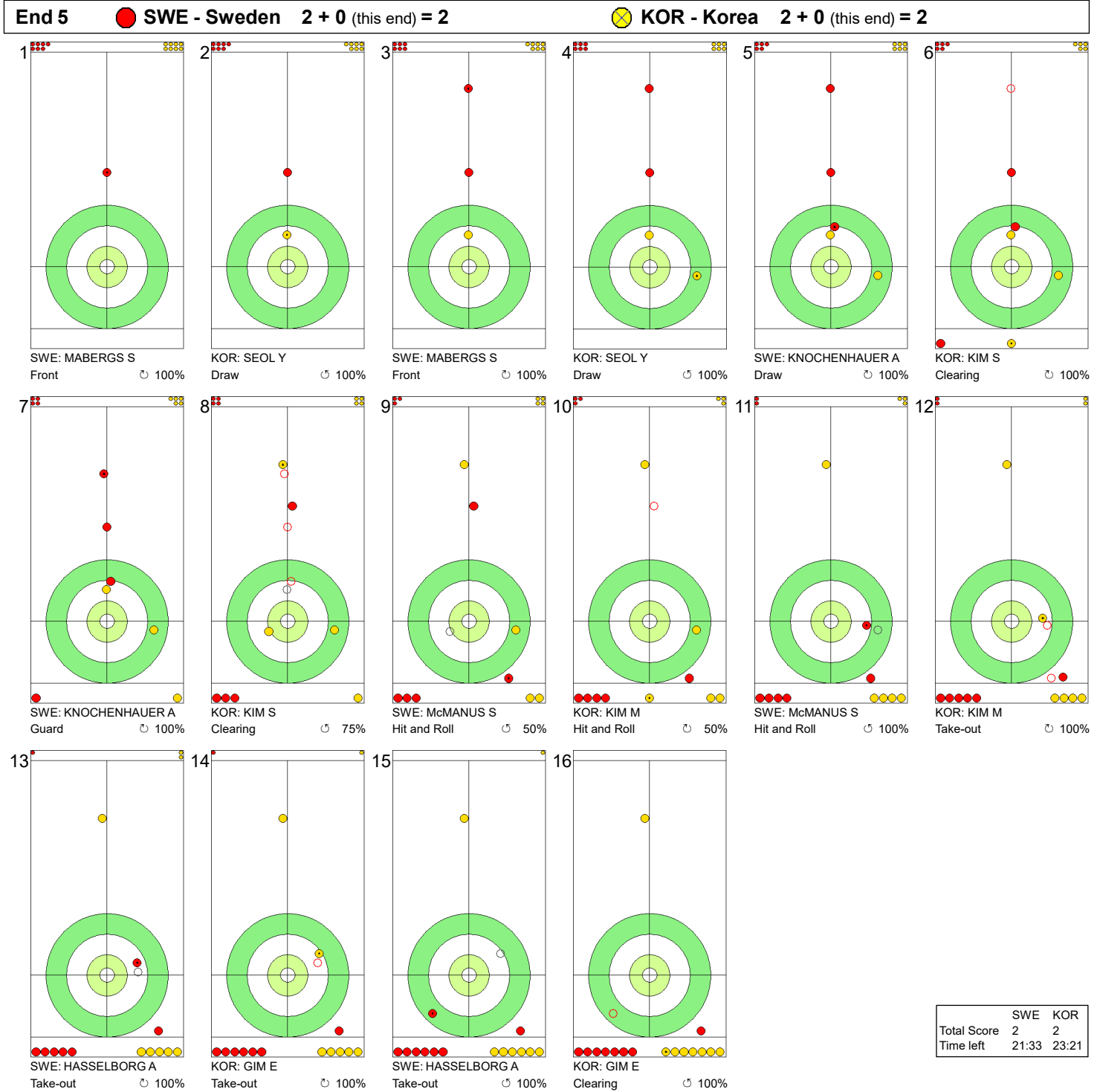
Legend:
 ↻ Clockwise ↺ Counter-clockwise - Not considered

SAT 23 MAR 2024
Start Time 11:00

Qualification - Sheet D

WORLD
CURLING

Game - Shot by Shot

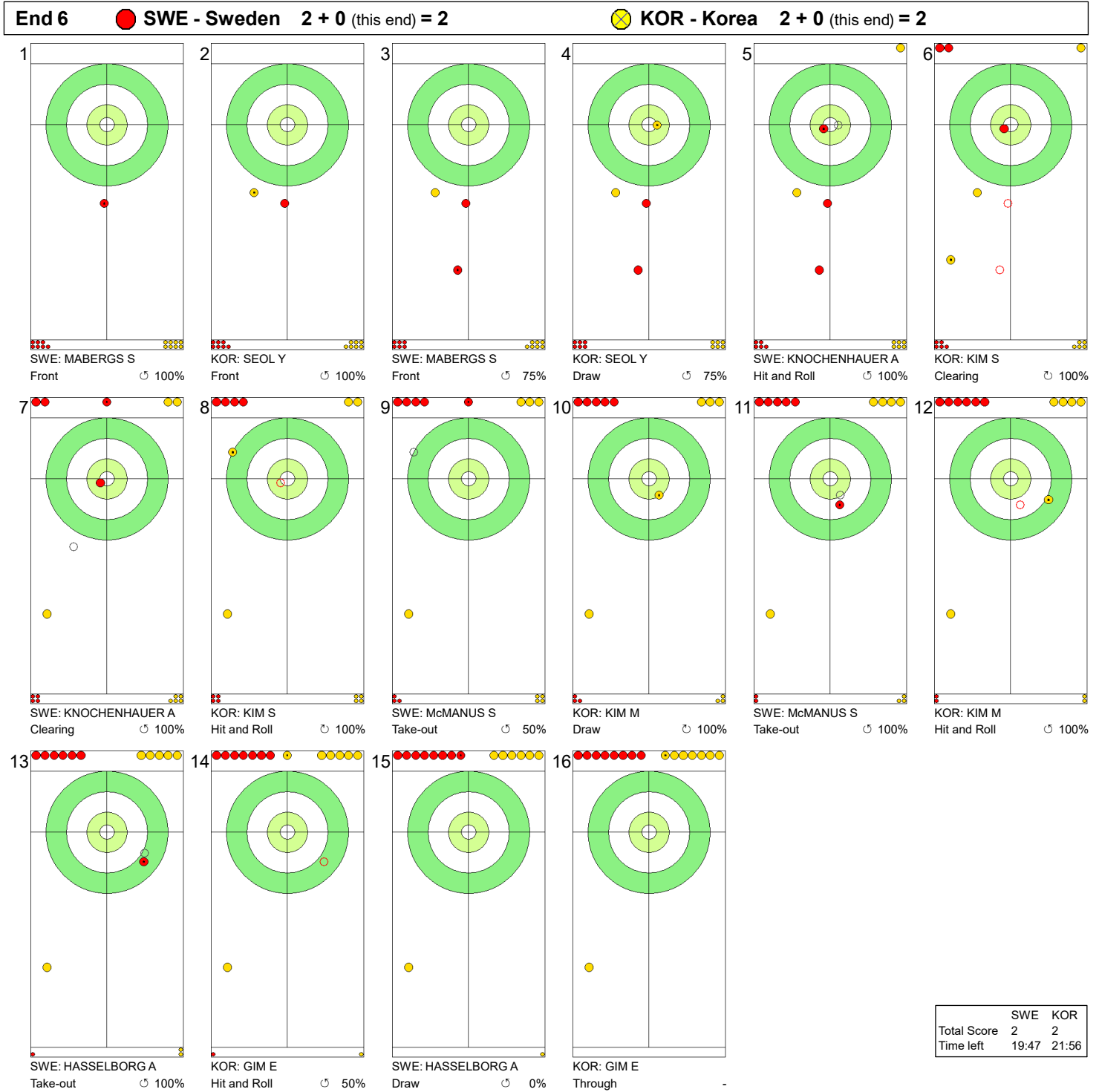


Legend:
 Clockwise Counter-clockwise - Not considered

SAT 23 MAR 2024
Start Time 11:00

Qualification - Sheet D

Game - Shot by Shot

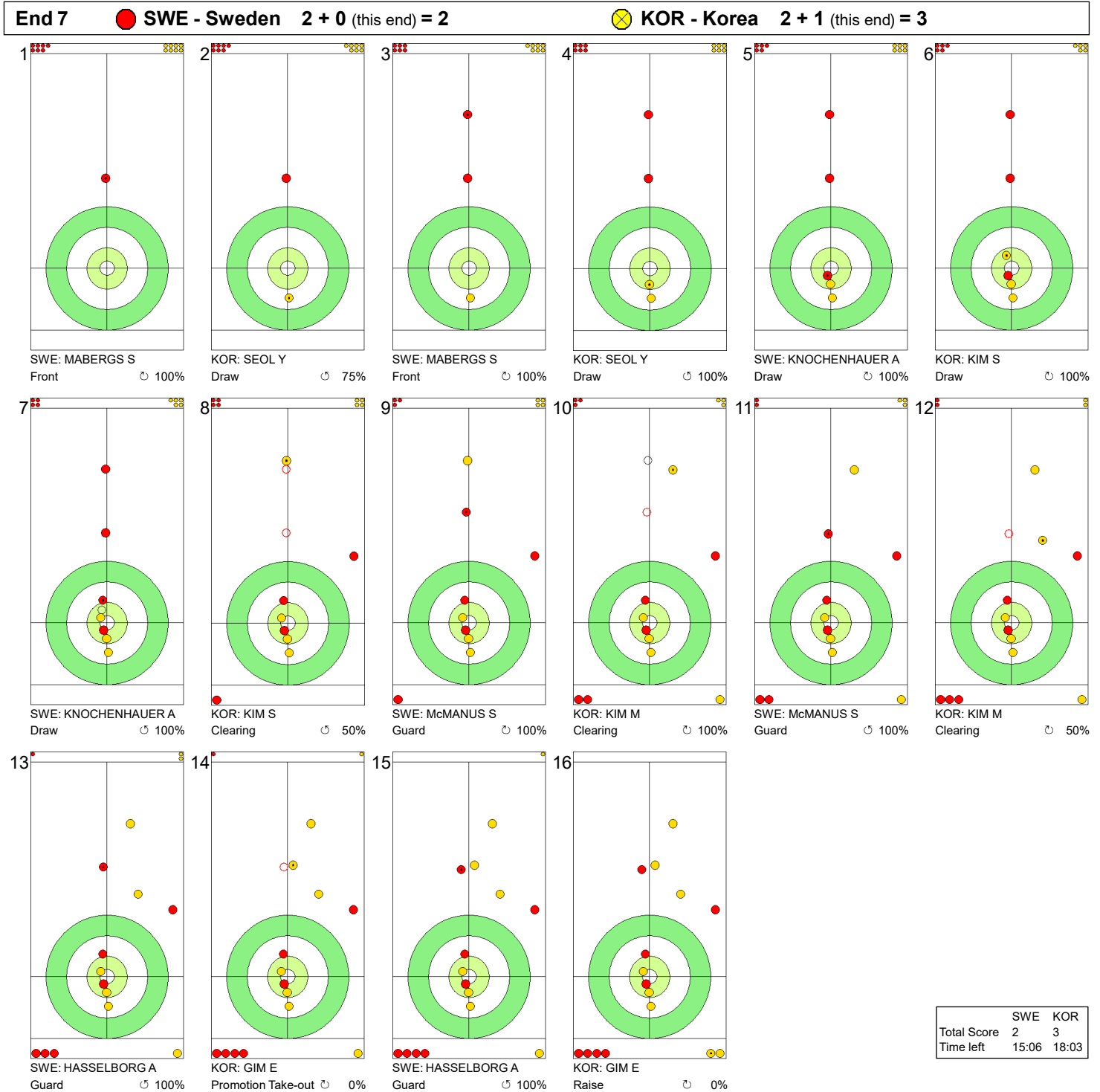


Legend:
 ↻ Clockwise ↺ Counter-clockwise - Not considered

SAT 23 MAR 2024
Start Time 11:00

Qualification - Sheet D

Game - Shot by Shot



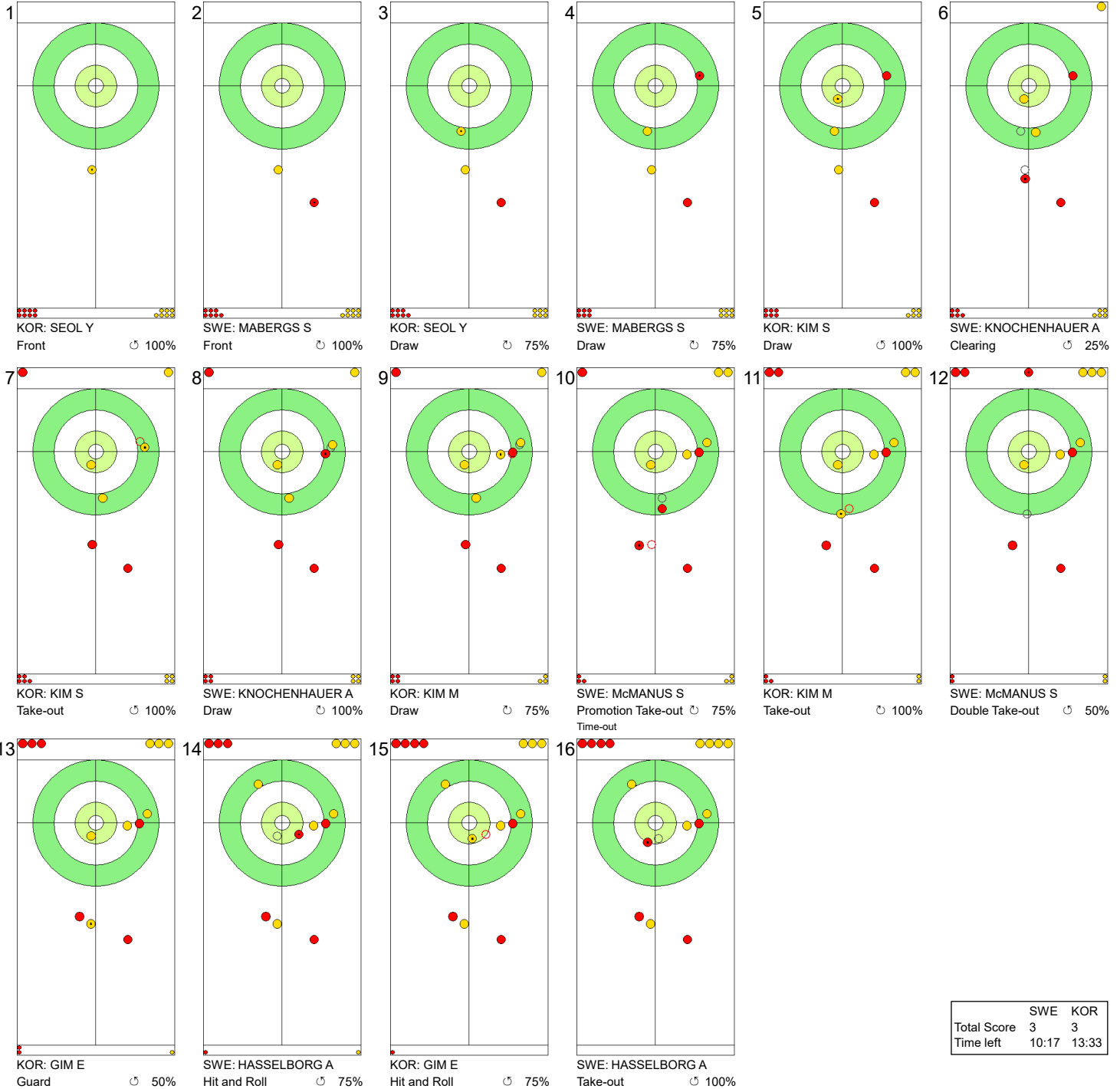
Legend:
 ↻ Clockwise ↺ Counter-clockwise - Not considered

SAT 23 MAR 2024
Start Time 11:00

Qualification - Sheet D

Game - Shot by Shot

End 8 **SWE - Sweden 2 + 1 (this end) = 3** **KOR - Korea 3 + 0 (this end) = 3**



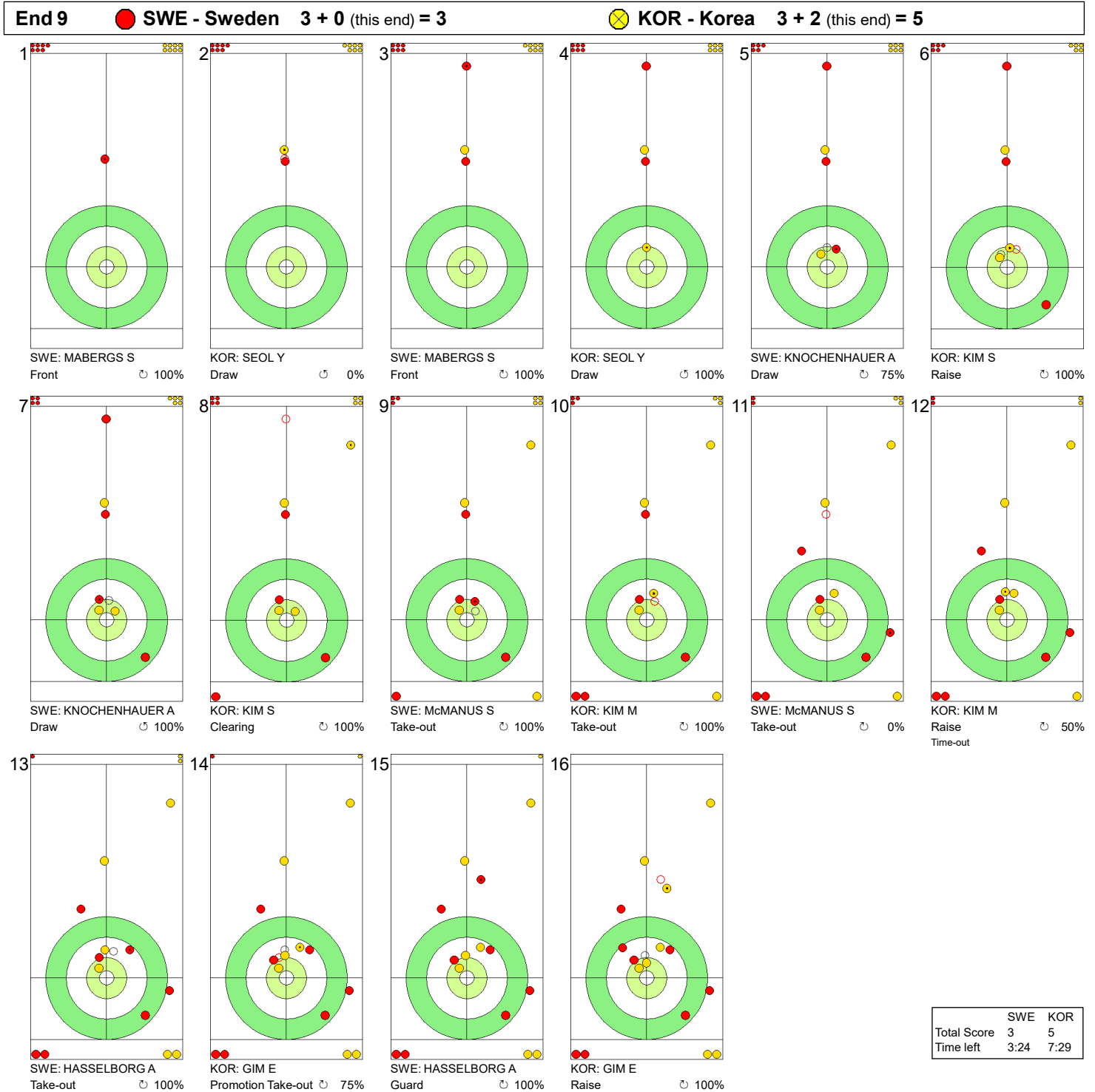
	SWE	KOR
Total Score	3	3
Time left	10:17	13:33

Legend:
 ↻ Clockwise ↺ Counter-clockwise - Not considered

SAT 23 MAR 2024
Start Time 11:00

Qualification - Sheet D

Game - Shot by Shot

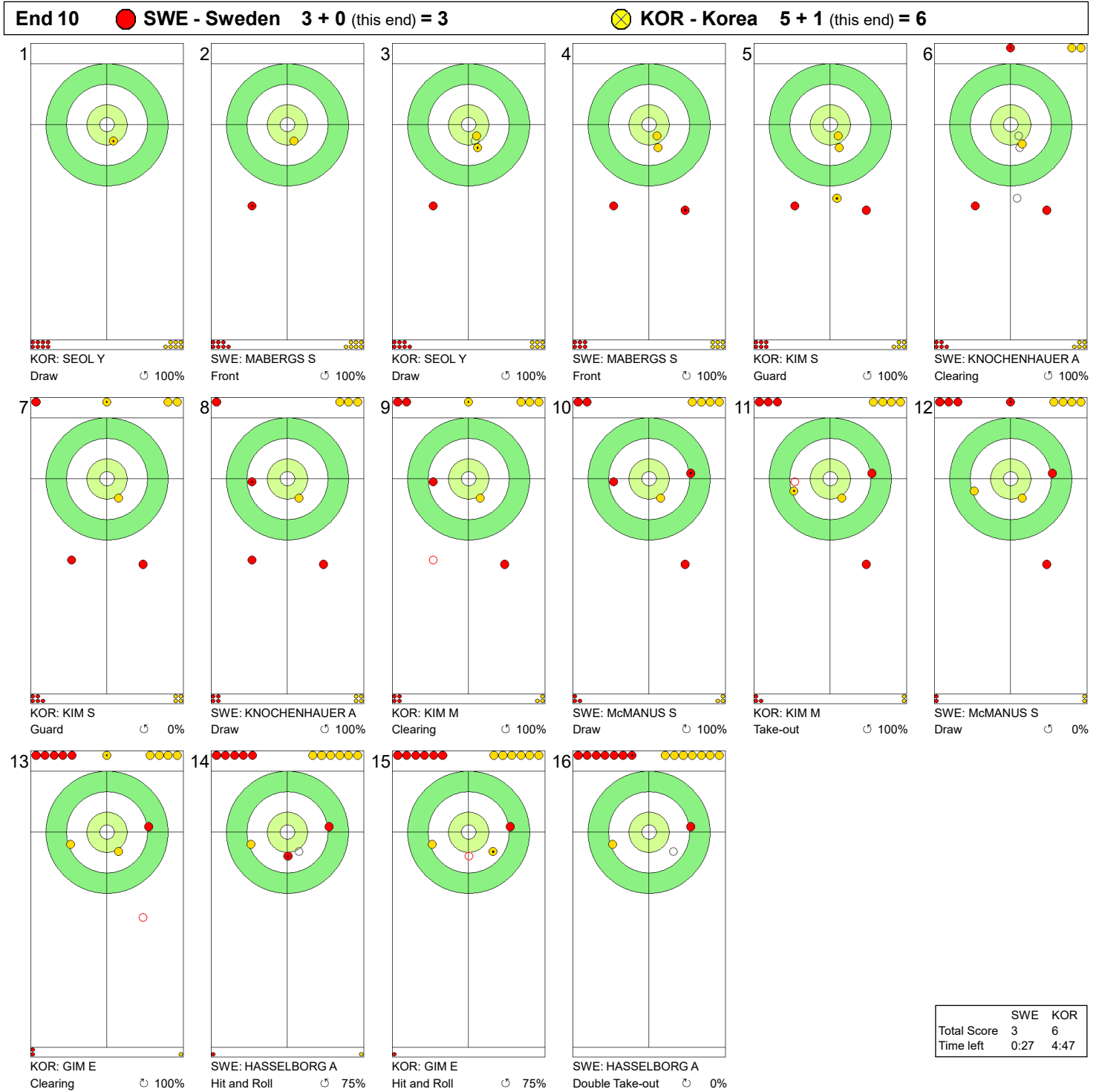


Legend:
 ↻ Clockwise ↺ Counter-clockwise - Not considered

SAT 23 MAR 2024
Start Time 11:00

Qualification - Sheet D

Game - Shot by Shot



Legend:
 ↻ Clockwise ↺ Counter-clockwise - Not considered

Cumulative Player Statistics by Team

DEN - Denmark

DUPONT Madeleine 4 S Right-handed

Type	↻	%	↺	%	Total	%
Draw	41	71	47	72	88	72
Front	0	-	0	-	0	-
Guard	1	100	5	95	6	96
Raise	6	46	3	25	9	39
Wick / Soft Peeling	0	-	0	-	0	-
Freeze	2	13	0	-	2	13
Take-out	35	89	33	85	68	87
Hit and Roll	19	66	8	47	27	60
Clearing	3	100	3	100	6	100
Double Take-out	6	67	10	70	16	69
Promotion Take-out	3	67	7	46	10	53
All Draws	50	67	55	71	105	69
All Take-outs	66	80	61	74	127	77
Total	116	74	116	73	232	73
Not considered					1	-

LARSEN My 1 Right-handed

Type	↻	%	↺	%	Total	%
Draw	44	81	25	79	69	80
Front	39	80	36	83	75	82
Guard	4	94	3	58	7	79
Raise	3	58	0	-	3	58
Wick / Soft Peeling	3	67	0	-	3	67
Freeze	0	-	0	-	0	-
Take-out	8	88	9	100	17	94
Hit and Roll	1	75	1	75	2	75
Clearing	0	-	0	-	0	-
Double Take-out	1	100	0	-	1	100
Promotion Take-out	1	50	0	-	1	50
All Draws	93	80	64	80	157	80
All Take-outs	11	84	10	98	21	90
Total	104	80	74	83	178	81
Not considered					0	-

HALSE Mathilde 3 V Right-handed

Type	↻	%	↺	%	Total	%
Draw	31	66	32	77	63	72
Front	2	88	5	100	7	96
Guard	6	75	12	85	18	82
Raise	3	42	6	75	9	64
Wick / Soft Peeling	0	-	0	-	0	-
Freeze	0	-	0	-	0	-
Take-out	42	87	32	91	74	89
Hit and Roll	10	75	19	79	29	78
Clearing	8	97	8	94	16	95
Double Take-out	3	33	8	88	11	73
Promotion Take-out	5	75	4	50	9	64
All Draws	42	67	55	81	97	75
All Take-outs	68	83	71	86	139	84
Total	110	77	126	84	236	80
Not considered					0	-

LANDER Jasmin A Right-handed

Type	↻	%	↺	%	Total	%
Draw	27	70	29	75	56	73
Front	0	-	0	-	0	-
Guard	4	81	1	100	5	85
Raise	5	90	1	75	6	88
Wick / Soft Peeling	0	-	0	-	0	-
Freeze	0	-	0	-	0	-
Take-out	13	92	22	88	35	89
Hit and Roll	4	75	6	83	10	80
Clearing	8	94	11	89	19	91
Double Take-out	5	100	4	63	9	83
Promotion Take-out	1	100	3	75	4	81
All Draws	36	74	31	76	67	75
All Take-outs	31	92	46	84	77	87
Total	67	82	77	81	144	82
Not considered					0	-

DUPONT Denise 2 Right-handed

Type	↻	%	↺	%	Total	%
Draw	30	77	34	76	64	76
Front	15	83	6	100	21	88
Guard	7	86	3	92	10	88
Raise	1	50	2	63	3	58
Wick / Soft Peeling	0	-	0	-	0	-
Freeze	0	-	0	-	0	-
Take-out	10	75	16	91	26	85
Hit and Roll	4	56	6	92	10	78
Clearing	8	75	2	50	10	70
Double Take-out	3	83	1	50	4	75
Promotion Take-out	0	-	1	25	1	25
All Draws	53	79	45	79	98	79
All Take-outs	25	73	26	84	51	78
Total	78	77	71	81	149	79
Not considered					1	-

Team: DEN - Denmark

Type	↻	%	↺	%	Total	%
Draw	173	74	167	75	340	74
Front	56	81	47	87	103	84
Guard	22	84	24	85	46	85
Raise	18	60	12	60	30	60
Wick / Soft Peeling	3	67	0	-	3	67
Freeze	2	13	0	-	2	13
Take-out	108	87	112	89	220	88
Hit and Roll	38	68	40	75	78	72
Clearing	27	90	24	89	51	89
Double Take-out	18	75	23	74	41	74
Promotion Take-out	10	73	15	52	25	60
All Draws	274	75	250	78	524	76
All Take-outs	201	82	214	82	415	82
Total	475	78	464	80	939	79
Not considered					2	-

Note:

Position and function for each team member:

4 = Fourth, 3 = Third, 2 = Second, 1 = Lead, A = Alternate, S = Skip, V = Vice-Skip

Legend:

↻ Clockwise

↺ Counter-clockwise

Cumulative Player Statistics by Team

SWE - Sweden

HASSELBORG Anna 4 S Right-handed

Type	↻	%	↺	%	Total	%
Draw	38	89	32	83	70	86
Front	1	75	0	-	1	75
Guard	11	82	8	94	19	87
Raise	7	82	6	88	13	85
Wick / Soft Peeling	0	-	0	-	0	-
Freeze	0	-	0	-	0	-
Take-out	28	79	32	87	60	83
Hit and Roll	4	100	13	83	17	87
Clearing	9	100	9	100	18	100
Double Take-out	15	78	15	65	30	72
Promotion Take-out	4	81	4	75	8	78
All Draws	57	87	46	85	103	86
All Take-outs	60	84	73	83	133	83
Total	117	85	119	84	236	84
Not considered					6	-

MABERGS Sofia 1 Right-handed

Type	↻	%	↺	%	Total	%
Draw	52	88	60	91	112	90
Front	56	96	39	97	95	97
Guard	0	-	3	100	3	100
Raise	1	75	1	75	2	75
Wick / Soft Peeling	6	42	2	50	8	44
Freeze	0	-	0	-	0	-
Take-out	5	90	16	81	21	83
Hit and Roll	0	-	2	88	2	88
Clearing	0	-	0	-	0	-
Double Take-out	0	-	1	50	1	50
Promotion Take-out	0	-	0	-	0	-
All Draws	115	89	105	93	220	91
All Take-outs	5	90	19	80	24	82
Total	120	89	124	91	244	90
Not considered					0	-

McMANUS Sara 3 V Right-handed

Type	↻	%	↺	%	Total	%
Draw	17	87	28	86	45	86
Front	2	100	3	100	5	100
Guard	16	100	11	93	27	97
Raise	7	82	3	100	10	88
Wick / Soft Peeling	0	-	0	-	0	-
Freeze	0	-	0	-	0	-
Take-out	24	77	38	91	62	85
Hit and Roll	7	86	23	82	30	83
Clearing	16	95	22	99	38	97
Double Take-out	9	72	12	79	21	76
Promotion Take-out	4	88	2	63	6	79
All Draws	42	92	45	89	87	91
All Take-outs	60	83	97	88	157	86
Total	102	87	142	89	244	88
Not considered					0	-

HELDIN Johanna A Right-handed

Type	↻	%	↺	%	Total	%
Draw	0	-	0	-	0	-
Front	0	-	0	-	0	-
Guard	0	-	0	-	0	-
Raise	0	-	0	-	0	-
Wick / Soft Peeling	0	-	0	-	0	-
Freeze	0	-	0	-	0	-
Take-out	0	-	0	-	0	-
Hit and Roll	0	-	0	-	0	-
Clearing	0	-	0	-	0	-
Double Take-out	0	-	0	-	0	-
Promotion Take-out	0	-	0	-	0	-
All Draws	0	-	0	-	0	-
All Take-outs	0	-	0	-	0	-
Total	0	-	0	-	0	-
Not considered					0	-

KNOCHENHAUER Agnes 2 Right-handed

Type	↻	%	↺	%	Total	%
Draw	33	84	36	86	69	85
Front	4	100	5	100	9	100
Guard	7	93	4	100	11	95
Raise	2	100	11	77	13	81
Wick / Soft Peeling	0	-	0	-	0	-
Freeze	0	-	0	-	0	-
Take-out	14	88	25	83	39	85
Hit and Roll	5	85	13	81	18	82
Clearing	18	96	40	92	58	93
Double Take-out	8	56	12	75	20	68
Promotion Take-out	1	50	6	50	7	50
All Draws	46	88	56	87	102	87
All Take-outs	46	84	96	83	142	84
Total	92	86	152	85	244	85
Not considered					0	-

Team: SWE - Sweden

Type	↻	%	↺	%	Total	%
Draw	140	87	156	87	296	87
Front	63	96	47	98	110	97
Guard	34	93	26	95	60	94
Raise	17	84	21	83	38	84
Wick / Soft Peeling	6	42	2	50	8	44
Freeze	0	-	0	-	0	-
Take-out	71	81	111	86	182	84
Hit and Roll	16	89	51	82	67	84
Clearing	43	97	71	95	114	96
Double Take-out	32	71	40	72	72	72
Promotion Take-out	9	81	12	60	21	69
All Draws	260	89	252	89	512	89
All Take-outs	171	84	285	85	456	84
Total	431	87	537	87	968	87
Not considered					6	-

Note:

Position and function for each team member:

4 = Fourth, 3 = Third, 2 = Second, 1 = Lead, A = Alternate, S = Skip, V = Vice-Skip

Legend:

↻ Clockwise

↺ Counter-clockwise

Competition Matrix

Team	CAN	DEN	EST	ITA	JPN	KOR	NOR	NZL	SCO	SUI	SWE	TUR	USA
CAN		7 - 4	9 - 4	8 - 7	7 - 2	5 - 6	9 - 4	9 - 2	8 - 2	8 - 5	7 - 6	9 - 5	10 - 6
DEN	4 - 7		10 - 9	6 - 8	6 - 5	5 - 9	3 - 9	7 - 1	9 - 2	1 - 9	5 - 6	10 - 4	7 - 4
EST	4 - 9	9 - 10		4 - 8	4 - 10	6 - 9	8 - 6	10 - 7	8 - 12	3 - 9	5 - 8	6 - 8	4 - 12
ITA	7 - 8	8 - 6	8 - 4		10 - 8	10 - 9	10 - 2	11 - 3	8 - 2	2 - 6	6 - 4	7 - 6	10 - 3
JPN	2 - 7	5 - 6	10 - 4	8 - 10		4 - 9	8 - 5	8 - 6	2 - 7	3 - 10	3 - 5	4 - 6	7 - 9
KOR	6 - 5	9 - 5	9 - 6	9 - 10	9 - 4		7 - 4	12 - 4	9 - 3	4 - 7	7 - 5	10 - 3	9 - 3
NOR	4 - 9	9 - 3	6 - 8	2 - 10	5 - 8	4 - 7		11 - 4	4 - 6	3 - 6	8 - 7	11 - 5	5 - 7
NZL	2 - 9	1 - 7	7 - 10	3 - 11	6 - 8	4 - 12	4 - 11		8 - 6	2 - 10	2 - 8	6 - 9	3 - 9
SCO	2 - 8	2 - 9	12 - 8	2 - 8	7 - 2	3 - 9	6 - 4	6 - 8		6 - 5	1 - 8	6 - 5	6 - 8
SUI	5 - 8	9 - 1	9 - 3	6 - 2	10 - 3	7 - 4	6 - 3	10 - 2	5 - 6		4 - 2	8 - 7	10 - 3
SWE	6 - 7	6 - 5	8 - 5	4 - 6	5 - 3	5 - 7	7 - 8	8 - 2	8 - 1	2 - 4		9 - 6	10 - 5
TUR	5 - 9	4 - 10	8 - 6	6 - 7	6 - 4	3 - 10	5 - 11	9 - 6	5 - 6	7 - 8	6 - 9		4 - 8
USA	6 - 10	4 - 7	12 - 4	3 - 10	9 - 7	3 - 9	7 - 5	9 - 3	8 - 6	3 - 10	5 - 10	8 - 4	

Standings after Round Robin

Rank	Team	Games	Wins	Losses		
1	CAN - Canada	12	11	1	Q	
2	SUI - Switzerland	12	10	2	Q	w2
3	ITA - Italy	12	10	2	Q	w1
4	KOR - Korea	12	10	2	Q	w0
5	SWE - Sweden	12	7	5	Q	
6	DEN - Denmark	12	6	6	Q	w1
7	USA - United States	12	6	6		w0
8	SCO - Scotland	12	5	7		
9	NOR - Norway	12	4	8		
10	TUR - Türkiye	12	3	9		w1
11	JPN - Japan	12	3	9		w0
12	EST - Estonia	12	2	10		
13	NZL - New Zealand	12	1	11		

Legend:
Q Qualified for the play-offs **wn** Number of wins (n) against tied teams

Draw Shot Challenge

Rank Team	Stone Rotation	Last Stone Draw in each Round Robin Game												DSC
		1	2	3	4	5	6	7	8	9	10	11	12	
1 KOR - Korea	↻	23.7	30.2	33.8	40.1	36.0	10.2	18.9	24.2	59.6	11.4	24.8	12.1	27.95cm
	↻	58.5	103.1	2.7	18.2	19.2	25.3	112.1	22.7	41.5	27.8	27.3	46.7	
2 SUI - Switzerland	↻	28.2	29.0	30.4	7.9	13.0	49.4	41.0	22.6	8.3	58.1	24.9	25.0	29.63cm
	↻	3.1	199.6	28.1	17.4	42.2	127.8	131.8	14.6	23.0	11.7	18.6	27.5	
3 CAN - Canada	↻	6.8	35.2	54.1	12.8	16.2	17.0	50.2	6.8	44.9	6.3	68.0	120.1	31.70cm
	↻	31.2	23.6	23.9	36.9	199.6	16.7	36.2	16.5	69.9	37.7	73.9	12.5	
4 ITA - Italy	↻	33.3	29.3	33.0	22.8	57.9	56.7	54.8	21.9	43.3	33.7	21.4	28.9	32.06cm
	↻	96.0	10.7	14.9	25.7	25.1	66.2	14.3	23.5	47.4	60.5	16.4	29.8	
5 SCO - Scotland	↻	36.2	17.1	6.2	33.4	47.3	10.5	72.8	20.2	14.7	29.5	11.8	92.5	34.75cm
	↻	24.7	14.8	57.5	159.3	40.2	67.8	38.5	19.9	16.4	1.5	91.1	196.7	
6 SWE - Sweden	↻	42.0	16.1	39.4	32.1	99.0	30.2	44.0	14.4	46.8	13.4	6.8	27.9	39.31cm
	↻	26.8	37.6	95.3	199.6	34.2	113.4	199.6	17.6	17.9	9.2	84.8	16.0	
7 EST - Estonia	↻	8.9	135.7	18.2	30.5	26.0	9.2	38.7	8.7	25.3	27.0	19.2	17.2	41.14cm
	↻	113.0	45.8	111.4	69.5	51.2	199.6	29.6	20.0	69.1	21.6	41.4	103.6	
8 USA - United States	↻	25.5	68.5	19.5	24.0	23.4	22.8	22.5	11.1	19.3	117.2	145.5	16.6	43.43cm
	↻	63.8	20.1	16.7	7.8	30.1	199.6	123.7	20.9	124.9	95.4	70.3	11.3	
9 NOR - Norway	↻	5.5	114.1	145.6	39.6	199.6	13.0	24.8	15.5	31.8	7.0	21.8	150.2	46.83cm
	↻	41.2	32.1	60.8	24.7	8.1	116.3	65.5	17.6	62.7	16.1	120.1	46.4	
10 JPN - Japan	↻	14.6	51.1	35.5	64.1	14.3	199.6	199.6	20.4	107.9	9.1	153.9	54.9	50.61cm
	↻	0.9	43.4	25.6	153.2	33.4	12.6	10.7	97.6	17.7	18.7	7.9	166.0	
11 TUR - Türkiye	↻	128.5	35.6	75.4	50.9	18.4	17.1	9.7	11.5	137.1	100.7	15.5	42.2	51.34cm
	↻	3.7	36.0	176.2	171.3	40.3	25.5	57.6	39.7	32.0	50.4	199.6	30.4	
12 DEN - Denmark	↻	50.6	33.5	6.3	32.3	15.5	84.1	183.5	71.4	21.9	78.5	64.0	66.7	59.24cm
	↻	55.5	178.8	35.5	199.6	43.2	42.3	17.5	62.5	52.8	74.3	199.6	32.5	
13 NZL - New Zealand	↻	43.7	64.3	53.3	154.1	89.5	36.5	11.0	48.1	20.7	131.3	37.8	42.1	69.81cm
	↻	199.6	199.6	32.3	32.3	63.3	186.1	75.1	101.8	26.1	67.1	122.3	97.0	

Note:
The Draw Shot Challenge (DSC) is the average distance of all the individual Last Stone Draws (LSD), which were delivered by a team during the round robin. The two least favourable results will be eliminated before calculating the average distance. The team with the lesser DSC receives the higher ranking. If the DSCs are equal then the team with the best non-equal counting LSD receives the higher ranking. In the case where all counting LSDs are equal, the team ranked higher in the official WCF World Rankings is ranked higher.

Legend:
↻ Clockwise ↻ Counter-clockwise **DSC** Draw Shot Challenge
nnn.n Eliminated Last Stone Draw

Shot Success Percentage by Position

Fourth	Game >	1	2	3	4	5	6	7	8	9	10	11	12	Avg.	
1	HOMAN Rachel	CAN	90	83	88	94	96	91	87	86	90	97	80	83	88.6
2	PAETZ Alina	SUI	82	81	81	86	100	96	80	77	98	88	97	95	88.4
3	CONSTANTINI Stefania	ITA	90	84	88	92	82	88	88	71	91	93	81	81	85.1
4	HASSELBORG Anna	SWE	84	88	84	88	96	80	80	79	88	89	91	76	84.7
5	GIM Eunji	KOR	65	61	77	88	88	86	74	86	85	86	90	85	80.7
6	PETERSON Tabitha	USA	81	65	74	85	72	76	81	84	78	63	82	75	77.0
7	SKASLIEN Kristin	NOR	71	80	80	84	72	79	70	66	63	65	92	78	75.4
8	YILDIZ Dilsat	TUR	60	71	87	78	64	75	72	84	88	73	78	75	75.4
9	MORRISON Rebecca	SCO	76	66	64	66	58	69	88	81	78	86	80	73	74.6
10	DUPONT Madeleine	DEN	72	78	64	88	58	75	76	65	93	75	58	81	72.7
11	UENO Miyu	JPN	50	75	58	64	72	84	64	68	70	74	63	74	67.6
12	TUVIKE Erika	EST	54	66	79	61	73	70	64	59	73	73	61	72	66.3
13	SMITH Jessica	NZL	66	84	63	40	61	56	59	65		75	59	54	63.2

Third	Game >	1	2	3	4	5	6	7	8	9	10	11	12	Avg.	
1	McMANUS Sara	SWE	86	80	95	83	92	89	83	99	93	90	91	86	88.8
2	TIRINZONI Silvana	SUI	90	88	88	93	85	90	78	89	96	96	89	80	88.3
3	FLEURY Tracy	CAN	91	85	78	88	72	91	83	88	92	92	82	93	85.7
4	THIESSE Cory	USA	86	65	71	81	83	83	81	95	83	88	94	85	83.3
5	ROERVIK Marianne	NOR	76	85	86	84	88	84	77	91	85	72	88	79	82.9
6	KIM Minji	KOR	73	86	89	83	78	86	79	94	79	69	92	71	81.5
7	DODDS Jennifer	SCO	86	80	86	70	63	83	73	89	85	85	75	93	81.2
8	HALSE Mathilde	DEN	74	99	79	93	74	91	74	78	77	75	84	78	80.9
9	MATHIS Elena	ITA	79	73	89	92	76	68	81	78	79	78	83	82	79.9
10	LAIDSALU Kerli	EST	79	68	65	75	80	79	71	76	83	94	74	84	77.4
11	POLAT Ozgur	TUR	54	74	86	90	71	70	89	84	88	81	76	64	77.4
12	KANAI Asuka	JPN	74	81	68	76	72	73	82	75	73	73	83	82	76.0
13	SMITH Courtney	NZL	74	74	66	63	57	63	65	52	85	70	56	69	65.7

Second	Game >	1	2	3	4	5	6	7	8	9	10	11	12	Avg.	
1	MISKEW Emma	CAN	96	94	79	95	88	92	88	81	84	91	88	88	88.6
2	ROMEI Angela	ITA	76	79	92	84	93	98	88	92	90	83	96	81	87.1
3	WITSCHONKE Selina	SUI	79	69	90	88	92	91	83	93	69	84	96	94	87.0
4	PETERSON Tara	USA	89	77	78	94	83	79	88	89	90	84	88	94	86.1
5	HASLEV NORDBYE Mille	NOR	80	98	75	73	92	85	86	86	88	81	92	95	85.9
6	KNOCHENHAUER Agnes	SWE	81	81	88	71	94	90	78	92	79	93	80	89	84.6
7	KIM Suji	KOR	79	78		90	86	93	78	93	88	78	82	85	84.4
8	SINCLAIR Sophie	SCO	84	84	81	86	79	76	63	75	83	93	86	88	81.1
9	NISHIMURO Junko	JPN	73	75	74		69	77	72	81	76	71	92	81	76.4
10	TURMANN Liisa	EST	83	66	69	67	81	79	83	66	73	96	75	66	75.5
11	CALIKUSU IS	TUR	64	68	81	84	76	83	66	70	75	65		81	74.7
12	BECKER Bridget	NZL	65	80	50	71	65	58	52		(4)52	69	66	81	64.9
	DUPONT Denise	DEN	89	90	63	79		(1)91	(1)66				(1)89		80.2



After Round Robin



Shot Success Percentage by Position

Lead	Game >	1	2	3	4	5	6	7	8	9	10	11	12	Avg.	
1	HOWALD Carole	SUI	88	98	95	93	97	91	92	95	100	95	89	95	93.5
2	ZARDINI LACEDELLI	ITA	83	95	92	94	86	98	94	91	92	98	92	97	92.4
3	ROENNING Martine	NOR	81	89	99	88	94	85	100	95	100	85	94	90	91.1
4	WILKES Sarah	CAN	96	78	93	92	88	91	88	93	95	89	93	99	90.8
5	MABERGS Sofia	SWE	95	99	89	81	83	90	89	88	91	89	96	86	90.2
6	JACKSON Sophie	SCO	93	85	91	80	85	92	88	85	86	91	92	96	88.7
7	UENO Yui	JPN	91	91	94	(2)86	88	93	78	88	89	88	92	85	88.4
8	SEOL Yeeun	KOR	85	85	84	94	86	83	90	93	84	95	83	85	87.3
9	HAMILTON Becca	USA	81	79	76	90	88	88					90	92	85.4
10	SENGUL Berfin	TUR	86	72	86	75	85	90	93	89	90	90	94	69	84.9
11	GROSSMANN Heili	EST	68	84	81	84	85	77	91	86	69	90	85	91	83.4
12	LARSEN My	DEN	83	93	78	66	71			79	86	77		90	80.4
13	THOMPSON Holly	NZL	74	79	80	85	64	85		84	83	80	85	67	78.0

Alternate	Game >	1	2	3	4	5	6	7	8	9	10	11	12	Avg.
RYOKAWA Mone	JPN				(1)99									98.6
SEOL Yeji	KOR		(2)88											87.5
PERSINGER Vicky	USA						(1)85	(1)88	(1)88	(1)89				87.2
BERSET Stefanie	SUI		(1)75		(1)94					(1)75				82.5
LANDER Jasmin	DEN				(2)80	(2)90	(2)90	(2)85	(2)73	(2)80	(2)80	(2)69		81.6
THURLOW Natalie	NZL						(1)80	(2)80	(2)67					76.3
LO DESERTO Marta	ITA					(3)100			(2)50					75.0
KARAMAN Iclal	TUR						(2)63			(2)78	(2)68			69.9
FORBREGD Ingeborg	NOR								(2)63					62.5
BROWN Rachel	CAN								(1)50					50.0

Team	Game >	1	2	3	4	5	6	7	8	9	10	11	12	Avg.
1	SUI - Switzerland	85	84	88	90	94	92	83	89	91	91	93	91	89.2
2	CAN - Canada	93	85	84	92	86	91	86	87	88	92	86	90	88.4
3	SWE - Sweden	87	87	89	81	91	87	82	89	88	90	90	85	87.1
4	ITA - Italy	82	83	90	91	84	89	88	83	86	88	88	85	86.1
5	NOR - Norway	77	88	85	82	86	83	83	85	84	76	91	85	83.8
6	KOR - Korea	76	78	84	89	84	87	80	91	84	82	87	82	83.5
7	USA - United States	84	71	75	88	81	81	83	89	84	81	89	86	83.1
8	SCO - Scotland	85	79	80	75	71	80	78	82	83	89	83	88	81.4
9	DEN - Denmark	79	90	71	81	71	87	76	77	82	77	78	80	78.8
10	TUR - Türkiye	66	71	85	82	74	79	80	82	85	79	79	72	77.9
11	JPN - Japan	72	81	73	81	75	82	74	78	77	76	82	80	77.6
12	EST - Estonia	71	71	73	72	80	76	77	72	74	88	74	79	75.7
13	NZL - New Zealand	70	79	64	65	62	66	64	70	72	73	67	68	68.4

Note:

"(n)" denotes a position different from original line-up position: (4) - Fourth, (3) - Third, (2) - Second, (1) - Lead

To be eligible to be ranked, a player must have played in the original position for more than half of the number of games that the team played.

Legend:

Avg. Average

Scoring Analysis

Team	Games	LSFE	Stolen Ends	Last Stone Eff.	Force Eff.	Points Scored							Total	Plus / Minus
						0	1	2	3	4	>4			
SUI	For	6	17	50%	66%	7	26	16	3	3	2	89	+45	
	Against	6	1			11	20	7	2	1	0	44		
CAN	For	8	10	58%	70%	9	22	19	6	2	2	96	+43	
	Against	4	4			4	30	10	1	0	0	53		
KOR	For	9	17	53%	54%	4	29	20	5	4	0	100	+41	
	Against	3	6			7	24	16	1	0	0	59		
ITA	For	11	9	50%	68%	10	19	21	6	2	2	97	+36	
	Against	1	9			5	30	10	1	2	0	61		
SWE	For	4	16	36%	66%	12	31	18	1	2	0	78	+19	
	Against	8	6			3	31	12	0	1	0	59		
DEN	For	5	10	34%	57%	4	24	13	6	0	1	73	0	
	Against	7	10			11	29	13	3	1	1	73		
NOR	For	5	10	29%	47%	6	27	13	2	2	1	72	-8	
	Against	7	14			4	28	17	3	1	1	80		
USA	For	5	11	33%	39%	3	24	18	3	2	0	77	-8	
	Against	7	9			6	19	22	3	2	1	85		
JPN	For	5	8	30%	50%	6	27	11	2	1	1	64	-20	
	Against	7	16			13	29	16	5	2	0	84		
SCO	For	6	7	23%	50%	11	25	8	6	0	0	59	-23	
	Against	6	15			7	22	21	6	0	0	82		
TUR	For	4	8	30%	49%	6	33	10	5	0	0	68	-26	
	Against	8	10			9	26	19	4	2	2	94		
EST	For	8	9	32%	37%	4	25	20	2	0	0	71	-37	
	Against	4	19			0	26	17	10	2	2	108		
NZL	For	2	5	21%	42%	2	24	9	2	0	0	48	-62	
	Against	10	18			4	22	16	10	4	2	110		
Total	78		137			84	336	196	49	18	9	992		

Note:

Stolen ends are the ends won without the last stone advantage.
Last Stone Efficiency: Scoring two or more points with last stone advantage.
Force Efficiency: Forcing the opponent team to score only one point when they have the last stone advantage.

Legend:

>4 More than four points scored Eff. Efficiency LSFE Last Stone First End

Summary of Big Ends

Points Scored	By	Against	Session	End	Game Result
5	CAN - Canada	NZL - New Zealand	17	8	9 : 2
5	CAN - Canada	TUR - Türkiye	14	10	9 : 5
5	ITA - Italy	NOR - Norway	15	4	10 : 2
5	ITA - Italy	USA - United States	7	6	10 : 3
5	SUI - Switzerland	DEN - Denmark	16	7	9 : 1
5	SUI - Switzerland	EST - Estonia	5	1	9 : 3
5	DEN - Denmark	TUR - Türkiye	3	4	10 : 4
5	JPN - Japan	EST - Estonia	10	7	10 : 4
5	NOR - Norway	NZL - New Zealand	12	7	11 : 4
4	KOR - Korea	DEN - Denmark	19	7	9 : 5
4	KOR - Korea	ITA - Italy	12	7	9 : 10
4	KOR - Korea	JPN - Japan	7	2	9 : 4
4	KOR - Korea	NZL - New Zealand	4	8	12 : 4
4	SUI - Switzerland	NZL - New Zealand	15	5	10 : 2
4	SUI - Switzerland	NZL - New Zealand	15	1	10 : 2
4	SUI - Switzerland	USA - United States	2	4	10 : 3
4	CAN - Canada	EST - Estonia	15	2	9 : 4
4	CAN - Canada	SUI - Switzerland	11	7	8 : 5
4	ITA - Italy	NOR - Norway	15	2	10 : 2
4	ITA - Italy	NZL - New Zealand	10	4	11 : 3
4	NOR - Norway	TUR - Türkiye	8	8	11 : 5
4	NOR - Norway	SWE - Sweden	3	3	8 : 7
4	SWE - Sweden	USA - United States	12	1	10 : 5
4	SWE - Sweden	TUR - Türkiye	9	5	9 : 6
4	USA - United States	EST - Estonia	18	9	12 : 4
4	USA - United States	JPN - Japan	15	4	9 : 7
4	JPN - Japan	ITA - Italy	20	6	8 : 10

Note:
Big ends are defined as ends with a score of four or more points.



Time-out Statistics

Team	Games	Number of Time-outs	Average Shot Success on Next Stone
NOR - Norway	12	3	100%
SUI - Switzerland	12	5	90%
CAN - Canada	12	4	87%
SCO - Scotland	12	9	86%
ITA - Italy	12	12	85%
TUR - Türkiye	12	10	82%
KOR - Korea	12	8	81%
USA - United States	12	6	79%
SWE - Sweden	12	11	70%
EST - Estonia	12	9	66%
NZL - New Zealand	12	5	65%
DEN - Denmark	12	4	62%
JPN - Japan	12	11	52%
Total	78	97	76%

Cumulative Player Statistics by Team

CAN - Canada

HOMAN Rachel 4 S Right-handed

Type	↻	%	↺	%	Total	%
Draw	35	94	22	78	57	88
Front	0	-	0	-	0	-
Guard	1	100	3	100	4	100
Raise	4	81	8	69	12	73
Wick / Soft Peeling	1	50	0	-	1	50
Freeze	0	-	0	-	0	-
Take-out	25	96	29	97	54	96
Hit and Roll	14	89	12	88	26	88
Clearing	10	85	14	96	24	92
Double Take-out	13	71	9	89	22	78
Promotion Take-out	3	67	4	100	7	86
All Draws	41	91	33	78	74	85
All Take-outs	65	87	68	94	133	90
Total	106	88	101	89	207	89
Not considered					3	-

WILKES Sarah 1 Right-handed

Type	↻	%	↺	%	Total	%
Draw	63	91	62	93	125	92
Front	27	96	20	93	47	95
Guard	2	75	1	50	3	67
Raise	1	100	2	50	3	67
Wick / Soft Peeling	4	94	7	86	11	89
Freeze	0	-	0	-	0	-
Take-out	10	83	6	75	16	80
Hit and Roll	3	92	2	100	5	95
Clearing	0	-	0	-	0	-
Double Take-out	0	-	0	-	0	-
Promotion Take-out	0	-	0	-	0	-
All Draws	97	92	92	91	189	92
All Take-outs	13	85	8	81	21	83
Total	110	91	100	90	210	91
Not considered					0	-

FLEURY Tracy 3 V Right-handed

Type	↻	%	↺	%	Total	%
Draw	18	83	21	93	39	88
Front	1	100	3	67	4	75
Guard	4	100	3	92	7	96
Raise	4	56	5	80	9	69
Wick / Soft Peeling	0	-	0	-	0	-
Freeze	0	-	0	-	0	-
Take-out	26	91	32	77	58	84
Hit and Roll	13	87	23	86	36	86
Clearing	17	87	25	100	42	95
Double Take-out	5	80	3	67	8	75
Promotion Take-out	5	50	4	88	9	67
All Draws	27	82	32	88	59	86
All Take-outs	66	85	87	86	153	86
Total	93	84	119	87	212	86
Not considered					0	-

BROWN Rachel A Right-handed

Type	↻	%	↺	%	Total	%
Draw	1	100	0	-	1	100
Front	0	-	0	-	0	-
Guard	0	-	0	-	0	-
Raise	0	-	0	-	0	-
Wick / Soft Peeling	0	-	1	0	1	0
Freeze	0	-	0	-	0	-
Take-out	0	-	0	-	0	-
Hit and Roll	0	-	0	-	0	-
Clearing	0	-	0	-	0	-
Double Take-out	0	-	0	-	0	-
Promotion Take-out	0	-	0	-	0	-
All Draws	1	100	1	0	2	50
All Take-outs	0	-	0	-	0	-
Total	1	100	1	0	2	50
Not considered					0	-

MISKEW Emma 2 Right-handed

Type	↻	%	↺	%	Total	%
Draw	23	67	19	83	42	74
Front	0	-	4	100	4	100
Guard	3	92	1	100	4	94
Raise	7	86	7	93	14	89
Wick / Soft Peeling	4	50	1	100	5	60
Freeze	0	-	0	-	0	-
Take-out	17	90	22	93	39	92
Hit and Roll	6	96	17	94	23	95
Clearing	31	97	29	95	60	96
Double Take-out	8	100	7	86	15	93
Promotion Take-out	4	88	1	0	5	70
All Draws	37	71	32	88	69	79
All Take-outs	66	95	76	92	142	93
Total	103	86	108	91	211	89
Not considered					1	-

Team: CAN - Canada

Type	↻	%	↺	%	Total	%
Draw	140	87	124	89	264	88
Front	28	96	27	91	55	94
Guard	10	93	8	91	18	92
Raise	16	78	22	77	38	78
Wick / Soft Peeling	9	69	9	78	18	74
Freeze	0	-	0	-	0	-
Take-out	78	91	89	87	167	89
Hit and Roll	36	90	54	89	90	89
Clearing	58	92	68	97	126	95
Double Take-out	26	82	19	84	45	83
Promotion Take-out	12	67	9	83	21	74
All Draws	203	87	190	87	393	87
All Take-outs	210	89	239	90	449	89
Total	413	88	429	89	842	88
Not considered					4	-

Note:
Position and function for each team member:
4 = Fourth, 3 = Third, 2 = Second, 1 = Lead, A = Alternate, S = Skip, V = Vice-Skip

Legend:
↻ Clockwise ↺ Counter-clockwise

Cumulative Player Statistics by Team

DEN - Denmark

DUPONT Madeleine 4 S Right-handed

Type	↻	%	↺	%	Total	%
Draw	34	68	45	71	79	70
Front	0	-	0	-	0	-
Guard	1	100	4	94	5	95
Raise	5	40	3	25	8	34
Wick / Soft Peeling	0	-	0	-	0	-
Freeze	2	13	0	-	2	13
Take-out	35	89	31	84	66	86
Hit and Roll	15	67	8	47	23	60
Clearing	3	100	3	100	6	100
Double Take-out	4	75	10	70	14	71
Promotion Take-out	3	67	7	46	10	53
All Draws	42	63	52	70	94	67
All Take-outs	60	82	59	73	119	77
Total	102	74	111	71	213	73
Not considered					1	-

LARSEN My 1 Right-handed

Type	↻	%	↺	%	Total	%
Draw	36	77	23	82	59	79
Front	35	79	34	82	69	80
Guard	2	100	2	63	4	81
Raise	3	58	0	-	3	58
Wick / Soft Peeling	3	67	0	-	3	67
Freeze	0	-	0	-	0	-
Take-out	7	86	9	100	16	94
Hit and Roll	1	75	1	75	2	75
Clearing	0	-	0	-	0	-
Double Take-out	1	100	0	-	1	100
Promotion Take-out	1	50	0	-	1	50
All Draws	79	77	59	81	138	79
All Take-outs	10	83	10	98	20	90
Total	89	78	69	84	158	80
Not considered					0	-

HALSE Mathilde 3 V Right-handed

Type	↻	%	↺	%	Total	%
Draw	27	70	30	79	57	75
Front	0	-	5	100	5	100
Guard	6	75	10	83	16	80
Raise	3	42	5	80	8	66
Wick / Soft Peeling	0	-	0	-	0	-
Freeze	0	-	0	-	0	-
Take-out	41	87	31	91	72	89
Hit and Roll	10	75	15	77	25	76
Clearing	6	96	8	94	14	95
Double Take-out	3	33	8	88	11	73
Promotion Take-out	4	75	4	50	8	63
All Draws	36	69	50	82	86	76
All Take-outs	64	82	66	85	130	84
Total	100	78	116	84	216	81
Not considered					0	-

LANDER Jasmin A Right-handed

Type	↻	%	↺	%	Total	%
Draw	27	70	29	75	56	73
Front	0	-	0	-	0	-
Guard	4	81	1	100	5	85
Raise	5	90	1	75	6	88
Wick / Soft Peeling	0	-	0	-	0	-
Freeze	0	-	0	-	0	-
Take-out	13	92	22	88	35	89
Hit and Roll	4	75	6	83	10	80
Clearing	8	94	11	89	19	91
Double Take-out	5	100	4	63	9	83
Promotion Take-out	1	100	3	75	4	81
All Draws	36	74	31	76	67	75
All Take-outs	31	92	46	84	77	87
Total	67	82	77	81	144	82
Not considered					0	-

DUPONT Denise 2 Right-handed

Type	↻	%	↺	%	Total	%
Draw	27	78	30	76	57	77
Front	15	83	6	100	21	88
Guard	7	86	2	100	9	89
Raise	0	-	2	63	2	63
Wick / Soft Peeling	0	-	0	-	0	-
Freeze	0	-	0	-	0	-
Take-out	9	72	12	96	21	86
Hit and Roll	3	50	5	90	8	75
Clearing	6	83	1	75	7	82
Double Take-out	2	75	1	50	3	67
Promotion Take-out	0	-	1	25	1	25
All Draws	49	81	40	80	89	80
All Take-outs	20	73	20	88	40	80
Total	69	78	60	83	129	80
Not considered					1	-

Team: DEN - Denmark

Type	↻	%	↺	%	Total	%
Draw	151	73	157	76	308	74
Front	50	80	45	87	95	83
Guard	20	84	19	86	39	85
Raise	16	59	11	61	27	60
Wick / Soft Peeling	3	67	0	-	3	67
Freeze	2	13	0	-	2	13
Take-out	105	87	105	90	210	88
Hit and Roll	33	69	35	73	68	71
Clearing	23	92	23	91	46	92
Double Take-out	15	77	23	74	38	75
Promotion Take-out	9	72	15	52	24	59
All Draws	242	74	232	78	474	76
All Take-outs	185	83	201	82	386	82
Total	427	78	433	80	860	79
Not considered					2	-

Note:
Position and function for each team member:
4 = Fourth, 3 = Third, 2 = Second, 1 = Lead, A = Alternate, S = Skip, V = Vice-Skip

Legend:
↻ Clockwise ↺ Counter-clockwise

Cumulative Player Statistics by Team

EST - Estonia

TUVIKE Erika 4 Right-handed

Type	↻	%	↺	%	Total	%
Draw	40	69	44	62	84	65
Front	1	0	1	100	2	50
Guard	11	73	10	75	21	74
Raise	7	71	3	33	10	60
Wick / Soft Peeling	0	-	0	-	0	-
Freeze	0	-	0	-	0	-
Take-out	29	72	17	76	46	74
Hit and Roll	9	72	7	71	16	72
Clearing	5	80	4	50	9	67
Double Take-out	8	59	12	44	20	50
Promotion Take-out	3	75	2	0	5	45
All Draws	59	69	58	63	117	66
All Take-outs	54	71	42	60	96	66
Total	113	70	100	62	213	66
Not considered					3	-

GROSSMANN Heili 1 Right-handed

Type	↻	%	↺	%	Total	%
Draw	72	86	19	70	91	82
Front	54	91	21	94	75	92
Guard	7	89	1	25	8	81
Raise	4	81	2	88	6	83
Wick / Soft Peeling	0	-	0	-	0	-
Freeze	0	-	0	-	0	-
Take-out	16	72	8	88	24	77
Hit and Roll	6	42	5	75	11	57
Clearing	0	-	0	-	0	-
Double Take-out	1	0	0	-	1	0
Promotion Take-out	0	-	0	-	0	-
All Draws	137	88	43	81	180	86
All Take-outs	23	61	13	83	36	69
Total	160	84	56	82	216	83
Not considered					0	-

LAIDSALU Kerli 3 V Right-handed

Type	↻	%	↺	%	Total	%
Draw	31	72	27	73	58	72
Front	13	100	6	92	19	97
Guard	20	91	12	90	32	91
Raise	4	69	1	0	5	55
Wick / Soft Peeling	0	-	0	-	0	-
Freeze	0	-	0	-	0	-
Take-out	23	73	20	86	43	79
Hit and Roll	16	72	10	73	26	72
Clearing	7	93	6	83	13	88
Double Take-out	6	67	8	59	14	63
Promotion Take-out	3	33	3	33	6	33
All Draws	68	83	46	78	114	81
All Take-outs	55	72	47	75	102	74
Total	123	78	93	77	216	77
Not considered					0	-

Team: EST - Estonia

Type	↻	%	↺	%	Total	%
Draw	184	77	115	68	299	74
Front	80	93	34	94	114	93
Guard	61	83	23	80	84	82
Raise	17	68	9	64	26	66
Wick / Soft Peeling	1	0	0	-	1	0
Freeze	0	-	0	-	0	-
Take-out	88	72	59	84	147	77
Hit and Roll	42	64	38	71	80	68
Clearing	31	82	17	74	48	79
Double Take-out	25	61	25	56	50	59
Promotion Take-out	7	50	5	20	12	38
All Draws	343	81	181	74	524	79
All Take-outs	193	70	144	72	337	71
Total	536	77	325	74	861	76
Not considered					3	-

TURMANN Liisa 2 S Right-handed

Type	↻	%	↺	%	Total	%
Draw	41	73	25	73	66	73
Front	12	98	6	96	18	97
Guard	23	78	0	-	23	78
Raise	2	25	3	100	5	70
Wick / Soft Peeling	1	0	0	-	1	0
Freeze	0	-	0	-	0	-
Take-out	20	73	14	89	34	79
Hit and Roll	11	59	16	69	27	65
Clearing	19	79	7	79	26	79
Double Take-out	10	65	5	80	15	70
Promotion Take-out	1	25	0	-	1	25
All Draws	79	76	34	79	113	77
All Take-outs	61	70	42	79	103	74
Total	140	74	76	79	216	75
Not considered					0	-

Note:

Position and function for each team member:

4 = Fourth, 3 = Third, 2 = Second, 1 = Lead, A = Alternate, S = Skip, V = Vice-Skip

Legend:

↻ Clockwise

↺ Counter-clockwise

Cumulative Player Statistics by Team

ITA - Italy

CONSTANTINI Stefania 4 S Right-handed

Type	↻	%	↺	%	Total	%
Draw	40	71	33	92	73	80
Front	0	-	0	-	0	-
Guard	4	75	8	100	12	92
Raise	4	88	8	63	12	71
Wick / Soft Peeling	0	-	0	-	0	-
Freeze	1	100	0	-	1	100
Take-out	15	88	46	97	61	95
Hit and Roll	2	88	12	90	14	89
Clearing	1	100	9	97	10	98
Double Take-out	8	59	11	93	19	79
Promotion Take-out	4	81	6	54	10	65
All Draws	49	73	49	88	98	81
All Take-outs	30	80	84	92	114	89
Total	79	76	133	91	212	85
Not considered					3	-

ZARDINI LACEDELLI Giulia 1 V Right-handed

Type	↻	%	↺	%	Total	%
Draw	46	90	85	93	131	92
Front	16	98	26	94	42	96
Guard	3	92	4	94	7	93
Raise	1	100	1	100	2	100
Wick / Soft Peeling	1	0	1	100	2	50
Freeze	0	-	0	-	0	-
Take-out	11	95	16	97	27	96
Hit and Roll	2	50	1	100	3	67
Clearing	0	-	1	100	1	100
Double Take-out	0	-	0	-	0	-
Promotion Take-out	0	-	0	-	0	-
All Draws	67	91	117	93	184	92
All Take-outs	13	88	18	97	31	94
Total	80	90	135	94	215	92
Not considered					1	-

MATHIS Elena 3 Right-handed

Type	↻	%	↺	%	Total	%
Draw	23	74	20	73	43	73
Front	1	100	0	-	1	100
Guard	8	75	13	90	21	85
Raise	6	83	6	92	12	88
Wick / Soft Peeling	0	-	0	-	0	-
Freeze	0	-	0	-	0	-
Take-out	21	88	34	85	55	86
Hit and Roll	9	83	14	80	23	82
Clearing	10	90	20	78	30	82
Double Take-out	8	78	7	71	15	75
Promotion Take-out	6	67	8	56	14	61
All Draws	38	76	39	81	77	79
All Take-outs	54	84	83	78	137	80
Total	92	81	122	79	214	80
Not considered					0	-

LO DESERTO Marta A Right-handed

Type	↻	%	↺	%	Total	%
Draw	0	-	0	-	0	-
Front	0	-	0	-	0	-
Guard	0	-	0	-	0	-
Raise	0	-	0	-	0	-
Wick / Soft Peeling	0	-	0	-	0	-
Freeze	0	-	0	-	0	-
Take-out	0	-	2	50	2	50
Hit and Roll	0	-	0	-	0	-
Clearing	1	100	0	-	1	100
Double Take-out	0	-	0	-	0	-
Promotion Take-out	0	-	1	100	1	100
All Draws	0	-	0	-	0	-
All Take-outs	1	100	3	67	4	75
Total	1	100	3	67	4	75
Not considered					0	-

ROMEI Angela 2 Right-handed

Type	↻	%	↺	%	Total	%
Draw	19	83	25	81	44	82
Front	3	100	4	100	7	100
Guard	10	93	13	94	23	93
Raise	7	93	5	90	12	92
Wick / Soft Peeling	1	0	0	-	1	0
Freeze	0	-	0	-	0	-
Take-out	21	76	31	85	52	82
Hit and Roll	11	82	6	79	17	81
Clearing	18	94	24	99	42	97
Double Take-out	7	93	6	75	13	85
Promotion Take-out	1	100	1	100	2	100
All Draws	40	86	47	87	87	87
All Take-outs	58	85	68	89	126	87
Total	98	86	115	88	213	87
Not considered					1	-

Team: ITA - Italy

Type	↻	%	↺	%	Total	%
Draw	128	80	163	88	291	85
Front	20	99	30	95	50	97
Guard	25	84	38	94	63	90
Raise	18	89	20	80	38	84
Wick / Soft Peeling	2	0	1	100	3	33
Freeze	1	100	0	-	1	100
Take-out	68	86	129	90	197	89
Hit and Roll	24	80	33	84	57	82
Clearing	30	93	54	91	84	92
Double Take-out	23	76	24	82	47	79
Promotion Take-out	11	75	16	61	27	67
All Draws	194	82	252	89	446	86
All Take-outs	156	84	256	87	412	86
Total	350	83	508	88	858	86
Not considered					5	-

Note:

Position and function for each team member:

4 = Fourth, 3 = Third, 2 = Second, 1 = Lead, A = Alternate, S = Skip, V = Vice-Skip

Legend:

↻ Clockwise

↺ Counter-clockwise

Cumulative Player Statistics by Team

JPN - Japan

UENO Miyu 4 S Right-handed

Type	↻	%	↺	%	Total	%
Draw	38	64	37	66	75	65
Front	0	-	0	-	0	-
Guard	0	-	4	50	4	50
Raise	14	45	3	33	17	43
Wick / Soft Peeling	0	-	1	100	1	100
Freeze	1	0	0	-	1	0
Take-out	19	84	45	83	64	83
Hit and Roll	10	70	5	95	15	78
Clearing	2	100	7	64	9	72
Double Take-out	11	55	9	78	20	65
Promotion Take-out	3	33	13	42	16	41
All Draws	53	58	45	63	98	60
All Take-outs	45	71	79	75	124	73
Total	98	64	124	70	222	68
Not considered					2	-

UENO Yui 1 Right-handed

Type	↻	%	↺	%	Total	%
Draw	65	86	48	85	113	85
Front	29	96	35	92	64	94
Guard	3	92	5	85	8	88
Raise	2	100	3	50	5	70
Wick / Soft Peeling	0	-	0	-	0	-
Freeze	0	-	0	-	0	-
Take-out	11	91	16	94	27	93
Hit and Roll	5	90	2	88	7	89
Clearing	1	50	0	-	1	50
Double Take-out	1	100	0	-	1	100
Promotion Take-out	0	-	0	-	0	-
All Draws	99	89	91	87	190	88
All Take-outs	18	89	18	93	36	91
Total	117	89	109	88	226	88
Not considered					0	-

KANAI Asuka 3 V Right-handed

Type	↻	%	↺	%	Total	%
Draw	21	64	29	72	50	69
Front	3	100	3	100	6	100
Guard	6	83	9	67	15	73
Raise	14	71	6	67	20	70
Wick / Soft Peeling	1	50	1	75	2	63
Freeze	0	-	0	-	0	-
Take-out	22	80	33	89	55	85
Hit and Roll	18	79	20	80	38	80
Clearing	7	82	6	63	13	73
Double Take-out	9	67	8	72	17	69
Promotion Take-out	3	50	7	79	10	70
All Draws	45	71	48	72	93	72
All Take-outs	59	76	74	81	133	79
Total	104	74	122	78	226	76
Not considered					0	-

RYOKAWA Mone A Right-handed

Type	↻	%	↺	%	Total	%
Draw	1	75	2	100	3	92
Front	6	100	7	100	13	100
Guard	1	100	0	-	1	100
Raise	0	-	0	-	0	-
Wick / Soft Peeling	0	-	0	-	0	-
Freeze	0	-	0	-	0	-
Take-out	0	-	1	100	1	100
Hit and Roll	0	-	0	-	0	-
Clearing	0	-	0	-	0	-
Double Take-out	0	-	0	-	0	-
Promotion Take-out	0	-	0	-	0	-
All Draws	8	97	9	100	17	99
All Take-outs	0	-	1	100	1	100
Total	8	97	10	100	18	99
Not considered					0	-

NISHIMURO Junko 2 Right-handed

Type	↻	%	↺	%	Total	%
Draw	30	73	38	72	68	72
Front	4	88	6	92	10	90
Guard	2	88	12	90	14	89
Raise	8	81	6	63	14	73
Wick / Soft Peeling	0	-	1	50	1	50
Freeze	0	-	0	-	0	-
Take-out	18	94	17	84	35	89
Hit and Roll	9	81	13	81	22	81
Clearing	6	50	18	79	24	72
Double Take-out	6	63	11	66	17	65
Promotion Take-out	1	0	2	25	3	17
All Draws	44	76	63	76	107	76
All Take-outs	40	78	61	77	101	77
Total	84	77	124	76	208	76
Not considered					0	-

Team: JPN - Japan

Type	↻	%	↺	%	Total	%
Draw	155	75	154	75	309	75
Front	42	96	51	94	93	95
Guard	12	88	30	77	42	80
Raise	38	65	18	57	56	63
Wick / Soft Peeling	1	50	3	75	4	69
Freeze	1	0	0	-	1	0
Take-out	70	86	112	86	182	86
Hit and Roll	42	79	40	83	82	80
Clearing	16	70	31	73	47	72
Double Take-out	27	62	28	71	55	67
Promotion Take-out	7	36	22	52	29	48
All Draws	249	77	256	77	505	77
All Take-outs	162	77	233	79	395	78
Total	411	77	489	78	900	78
Not considered					2	-

Note:

Position and function for each team member:

4 = Fourth, 3 = Third, 2 = Second, 1 = Lead, A = Alternate, S = Skip, V = Vice-Skip

Legend:

↻ Clockwise

↺ Counter-clockwise

Cumulative Player Statistics by Team

KOR - Korea

GIM Eunji 4 S Right-handed

Type	↻	%	↺	%	Total	%
Draw	34	88	37	73	71	80
Front	0	-	0	-	0	-
Guard	3	100	8	81	11	86
Raise	5	70	4	94	9	81
Wick / Soft Peeling	0	-	1	75	1	75
Freeze	0	-	1	100	1	100
Take-out	24	82	27	96	51	90
Hit and Roll	18	76	14	88	32	81
Clearing	7	64	7	93	14	79
Double Take-out	9	58	10	75	19	67
Promotion Take-out	5	75	5	40	10	58
All Draws	42	87	51	76	93	81
All Take-outs	63	75	63	86	126	80
Total	105	80	114	82	219	81
Not considered					1	-

SEOL Yeeun 1 Left-handed

Type	↻	%	↺	%	Total	%
Draw	23	82	103	89	126	88
Front	10	98	50	87	60	89
Guard	1	100	7	96	8	97
Raise	0	-	1	0	1	0
Wick / Soft Peeling	2	75	2	50	4	63
Freeze	0	-	0	-	0	-
Take-out	7	93	11	91	18	92
Hit and Roll	0	-	3	58	3	58
Clearing	0	-	0	-	0	-
Double Take-out	0	-	1	100	1	100
Promotion Take-out	1	100	2	75	3	83
All Draws	36	86	163	88	199	87
All Take-outs	8	94	17	84	25	87
Total	44	88	180	87	224	87
Not considered					0	-

KIM Minji 3 V Right-handed

Type	↻	%	↺	%	Total	%
Draw	27	81	11	75	38	80
Front	1	100	1	100	2	100
Guard	6	88	9	67	15	75
Raise	5	50	1	100	6	58
Wick / Soft Peeling	0	-	0	-	0	-
Freeze	0	-	0	-	0	-
Take-out	33	90	31	83	64	87
Hit and Roll	18	81	13	73	31	77
Clearing	13	88	20	98	33	94
Double Take-out	19	72	9	83	28	76
Promotion Take-out	2	63	5	50	7	54
All Draws	39	79	22	74	61	77
All Take-outs	85	83	78	83	163	83
Total	124	82	100	81	224	81
Not considered					0	-

SEOL Yeji A Right-handed

Type	↻	%	↺	%	Total	%
Draw	1	100	3	50	4	63
Front	0	-	0	-	0	-
Guard	0	-	1	100	1	100
Raise	0	-	0	-	0	-
Wick / Soft Peeling	0	-	0	-	0	-
Freeze	0	-	0	-	0	-
Take-out	1	100	0	-	1	100
Hit and Roll	2	100	1	100	3	100
Clearing	2	100	4	88	6	92
Double Take-out	1	100	0	-	1	100
Promotion Take-out	0	-	0	-	0	-
All Draws	1	100	4	63	5	70
All Take-outs	6	100	5	90	11	95
Total	7	100	9	78	16	88
Not considered					0	-

KIM Suji 2 Left-handed

Type	↻	%	↺	%	Total	%
Draw	29	79	25	85	54	82
Front	2	100	4	100	6	100
Guard	4	88	14	88	18	88
Raise	4	69	2	63	6	67
Wick / Soft Peeling	0	-	0	-	0	-
Freeze	0	-	0	-	0	-
Take-out	19	88	23	97	42	93
Hit and Roll	7	82	11	77	18	79
Clearing	18	76	29	93	47	87
Double Take-out	5	65	9	64	14	64
Promotion Take-out	1	75	2	88	3	83
All Draws	39	80	45	86	84	83
All Take-outs	50	81	74	88	124	85
Total	89	80	119	87	208	84
Not considered					0	-

Team: KOR - Korea

Type	↻	%	↺	%	Total	%
Draw	114	83	179	84	293	83
Front	13	98	55	88	68	90
Guard	14	91	39	83	53	85
Raise	14	63	8	75	22	67
Wick / Soft Peeling	2	75	3	58	5	65
Freeze	0	-	1	100	1	100
Take-out	84	88	92	91	176	90
Hit and Roll	45	80	42	79	87	79
Clearing	40	79	60	94	100	88
Double Take-out	34	68	29	75	63	71
Promotion Take-out	9	75	14	55	23	63
All Draws	157	83	285	84	442	84
All Take-outs	212	81	237	86	449	83
Total	369	82	522	85	891	84
Not considered					1	-

Note:
Position and function for each team member:
4 = Fourth, 3 = Third, 2 = Second, 1 = Lead, A = Alternate, S = Skip, V = Vice-Skip

Legend:
↻ Clockwise ↺ Counter-clockwise

Cumulative Player Statistics by Team

NOR - Norway

SKASLIEN Kristin 4 V Right-handed

Type	↻	%	↺	%	Total	%
Draw	28	71	42	79	70	76
Front	1	50	0	-	1	50
Guard	6	88	3	83	9	86
Raise	6	63	7	75	13	69
Wick / Soft Peeling	0	-	0	-	0	-
Freeze	0	-	0	-	0	-
Take-out	27	75	27	90	54	82
Hit and Roll	5	75	16	67	21	69
Clearing	13	65	6	67	19	66
Double Take-out	12	73	4	100	16	80
Promotion Take-out	2	0	2	75	4	38
All Draws	41	71	52	79	93	76
All Take-outs	59	70	55	81	114	75
Total	100	71	107	80	207	75
Not considered					1	-

ROENNING Martine 1 Left-handed

Type	↻	%	↺	%	Total	%
Draw	51	91	52	90	103	90
Front	33	98	45	97	78	97
Guard	3	75	1	100	4	81
Raise	1	50	1	100	2	75
Wick / Soft Peeling	0	-	0	-	0	-
Freeze	0	-	0	-	0	-
Take-out	14	75	11	86	25	80
Hit and Roll	2	50	2	100	4	75
Clearing	0	-	0	-	0	-
Double Take-out	0	-	0	-	0	-
Promotion Take-out	0	-	0	-	0	-
All Draws	88	92	99	93	187	93
All Take-outs	16	72	13	88	29	79
Total	104	89	112	93	216	91
Not considered					0	-

ROERVIK Marianne 3 S Right-handed

Type	↻	%	↺	%	Total	%
Draw	29	84	29	77	58	80
Front	3	67	3	92	6	79
Guard	7	86	5	85	12	85
Raise	2	25	4	94	6	71
Wick / Soft Peeling	0	-	0	-	0	-
Freeze	0	-	0	-	0	-
Take-out	28	81	25	94	53	87
Hit and Roll	14	88	17	71	31	78
Clearing	14	88	14	89	28	88
Double Take-out	8	88	6	67	14	79
Promotion Take-out	4	100	3	75	7	89
All Draws	41	80	41	80	82	80
All Take-outs	68	86	65	83	133	85
Total	109	83	106	82	215	83
Not considered					1	-

FORBREGD Ingeborg A Right-handed

Type	↻	%	↺	%	Total	%
Draw	0	-	2	63	2	63
Front	0	-	0	-	0	-
Guard	0	-	0	-	0	-
Raise	0	-	0	-	0	-
Wick / Soft Peeling	0	-	0	-	0	-
Freeze	0	-	0	-	0	-
Take-out	0	-	0	-	0	-
Hit and Roll	0	-	0	-	0	-
Clearing	0	-	0	-	0	-
Double Take-out	0	-	0	-	0	-
Promotion Take-out	0	-	0	-	0	-
All Draws	0	-	2	63	2	63
All Take-outs	0	-	0	-	0	-
Total	0	-	2	63	2	63
Not considered					0	-

HASLEV NORDBYE Mille 2 Right-handed

Type	↻	%	↺	%	Total	%
Draw	25	81	33	86	58	84
Front	4	88	7	100	11	95
Guard	8	100	5	100	13	100
Raise	8	75	6	71	14	73
Wick / Soft Peeling	0	-	0	-	0	-
Freeze	0	-	0	-	0	-
Take-out	22	84	21	99	43	91
Hit and Roll	11	89	11	82	22	85
Clearing	22	86	16	92	38	89
Double Take-out	6	75	7	57	13	65
Promotion Take-out	3	67	1	100	4	75
All Draws	45	84	51	87	96	86
All Take-outs	64	84	56	88	120	86
Total	109	84	107	88	216	86
Not considered					0	-

Team: NOR - Norway

Type	↻	%	↺	%	Total	%
Draw	133	83	158	83	291	83
Front	41	93	55	97	96	96
Guard	24	90	14	91	38	90
Raise	17	63	18	79	35	71
Wick / Soft Peeling	0	-	0	-	0	-
Freeze	0	-	0	-	0	-
Take-out	91	79	84	93	175	86
Hit and Roll	32	84	46	73	78	78
Clearing	49	81	36	87	85	84
Double Take-out	26	78	17	71	43	75
Promotion Take-out	9	67	6	79	15	72
All Draws	215	84	245	87	460	85
All Take-outs	207	80	189	85	396	82
Total	422	82	434	86	856	84
Not considered					2	-

Note:

Position and function for each team member:

4 = Fourth, 3 = Third, 2 = Second, 1 = Lead, A = Alternate, S = Skip, V = Vice-Skip

Legend:

↻ Clockwise

↺ Counter-clockwise

Cumulative Player Statistics by Team

NZL - New Zealand

SMITH Jessica

4 S Right-handed

Type	↻	%	↺	%	Total	%
Draw	40	57	29	54	69	56
Front	0	-	0	-	0	-
Guard	5	70	2	25	7	57
Raise	6	54	6	58	12	56
Wick / Soft Peeling	0	-	0	-	0	-
Freeze	0	-	0	-	0	-
Take-out	20	88	21	81	41	84
Hit and Roll	16	67	3	33	19	62
Clearing	2	38	1	0	3	25
Double Take-out	10	55	9	58	19	57
Promotion Take-out	1	100	5	65	6	71
All Draws	51	58	37	53	88	56
All Take-outs	49	72	39	68	88	70
Total	100	65	76	61	176	63
Not considered					2	-

THOMPSON Holly

1 Right-handed

Type	↻	%	↺	%	Total	%
Draw	33	77	26	79	59	78
Front	61	82	40	84	101	83
Guard	0	-	0	-	0	-
Raise	1	75	0	-	1	75
Wick / Soft Peeling	1	100	0	-	1	100
Freeze	0	-	0	-	0	-
Take-out	5	50	2	0	7	36
Hit and Roll	3	58	1	75	4	63
Clearing	0	-	0	-	0	-
Double Take-out	2	50	1	0	3	33
Promotion Take-out	0	-	0	-	0	-
All Draws	96	80	66	82	162	81
All Take-outs	10	53	4	19	14	43
Total	106	78	70	78	176	78
Not considered					0	-

SMITH Courtney

3 Right-handed

Type	↻	%	↺	%	Total	%
Draw	36	75	21	52	57	67
Front	3	100	0	-	3	100
Guard	9	64	1	25	10	60
Raise	3	58	2	0	5	35
Wick / Soft Peeling	0	-	0	-	0	-
Freeze	0	-	0	-	0	-
Take-out	24	69	21	55	45	62
Hit and Roll	16	81	13	65	29	74
Clearing	3	75	8	75	11	75
Double Take-out	15	57	7	57	22	57
Promotion Take-out	2	50	5	85	7	75
All Draws	51	74	24	47	75	65
All Take-outs	60	69	54	63	114	66
Total	111	71	78	58	189	66
Not considered					1	-

THURLOW Natalie

A Right-handed

Type	↻	%	↺	%	Total	%
Draw	8	81	4	56	12	73
Front	3	92	5	80	8	84
Guard	2	75	0	-	2	75
Raise	2	63	0	-	2	63
Wick / Soft Peeling	0	-	0	-	0	-
Freeze	0	-	0	-	0	-
Take-out	8	84	4	75	12	81
Hit and Roll	1	100	0	-	1	100
Clearing	0	-	1	50	1	50
Double Take-out	0	-	1	50	1	50
Promotion Take-out	1	50	0	-	1	50
All Draws	15	80	9	69	24	76
All Take-outs	10	83	6	67	16	77
Total	25	81	15	68	40	76
Not considered					0	-

BECKER Bridget

2 V Right-handed

Type	↻	%	↺	%	Total	%
Draw	30	65	41	65	71	65
Front	4	100	4	69	8	84
Guard	2	63	4	75	6	71
Raise	5	50	4	81	9	64
Wick / Soft Peeling	0	-	0	-	0	-
Freeze	0	-	0	-	0	-
Take-out	14	75	12	54	26	65
Hit and Roll	5	75	10	73	15	73
Clearing	5	70	6	100	11	86
Double Take-out	14	50	9	44	23	48
Promotion Take-out	5	45	2	25	7	39
All Draws	41	66	53	67	94	67
All Take-outs	43	63	39	62	82	63
Total	84	65	92	65	176	65
Not considered					0	-

Team: NZL - New Zealand

Type	↻	%	↺	%	Total	%
Draw	147	69	121	63	268	66
Front	71	84	49	82	120	83
Guard	18	67	7	54	25	63
Raise	17	56	12	56	29	56
Wick / Soft Peeling	1	100	0	-	1	100
Freeze	0	-	0	-	0	-
Take-out	71	76	60	63	131	70
Hit and Roll	41	74	27	65	68	70
Clearing	10	65	16	78	26	73
Double Take-out	41	54	27	51	68	53
Promotion Take-out	9	53	12	67	21	61
All Draws	254	72	189	67	443	70
All Take-outs	172	68	142	63	314	66
Total	426	71	331	65	757	68
Not considered					3	-

Note:

Position and function for each team member:

4 = Fourth, 3 = Third, 2 = Second, 1 = Lead, A = Alternate, S = Skip, V = Vice-Skip

Legend:

↻ Clockwise

↺ Counter-clockwise

Cumulative Player Statistics by Team

SCO - Scotland

MORRISON Rebecca 4 S Right-handed

Type	↻	%	↺	%	Total	%
Draw	42	79	41	63	83	71
Front	0	-	0	-	0	-
Guard	4	81	5	100	9	92
Raise	6	54	4	63	10	58
Wick / Soft Peeling	0	-	0	-	0	-
Freeze	0	-	0	-	0	-
Take-out	17	79	31	79	48	79
Hit and Roll	12	81	13	77	25	79
Clearing	4	100	9	92	13	94
Double Take-out	8	69	8	59	16	64
Promotion Take-out	2	50	3	67	5	60
All Draws	52	76	50	67	102	71
All Take-outs	43	78	64	77	107	78
Total	95	77	114	73	209	75
Not considered					5	-

JACKSON Sophie 1 V Right-handed

Type	↻	%	↺	%	Total	%
Draw	38	79	52	89	90	85
Front	31	95	50	93	81	94
Guard	2	100	3	83	5	90
Raise	1	75	5	85	6	83
Wick / Soft Peeling	1	50	0	-	1	50
Freeze	0	-	0	-	0	-
Take-out	14	86	12	92	26	88
Hit and Roll	3	92	2	88	5	90
Clearing	0	-	0	-	0	-
Double Take-out	0	-	0	-	0	-
Promotion Take-out	0	-	0	-	0	-
All Draws	73	86	110	90	183	89
All Take-outs	17	87	14	91	31	89
Total	90	86	124	91	214	89
Not considered					0	-

DODDS Jennifer 3 Right-handed

Type	↻	%	↺	%	Total	%
Draw	19	84	23	79	42	82
Front	1	100	2	100	3	100
Guard	5	100	12	96	17	97
Raise	9	75	3	83	12	77
Wick / Soft Peeling	0	-	0	-	0	-
Freeze	0	-	0	-	0	-
Take-out	32	84	27	90	59	87
Hit and Roll	10	78	11	80	21	79
Clearing	11	75	10	78	21	76
Double Take-out	16	75	17	69	33	72
Promotion Take-out	4	44	2	75	6	54
All Draws	34	85	40	86	74	85
All Take-outs	73	78	67	81	140	79
Total	107	80	107	82	214	81
Not considered					0	-

AITKEN Gina A Right-handed

Type	↻	%	↺	%	Total	%
Draw	0	-	0	-	0	-
Front	0	-	0	-	0	-
Guard	0	-	0	-	0	-
Raise	0	-	0	-	0	-
Wick / Soft Peeling	0	-	0	-	0	-
Freeze	0	-	0	-	0	-
Take-out	0	-	0	-	0	-
Hit and Roll	0	-	0	-	0	-
Clearing	0	-	0	-	0	-
Double Take-out	0	-	0	-	0	-
Promotion Take-out	0	-	0	-	0	-
All Draws	0	-	0	-	0	-
All Take-outs	0	-	0	-	0	-
Total	0	-	0	-	0	-
Not considered					0	-

SINCLAIR Sophie 2 Right-handed

Type	↻	%	↺	%	Total	%
Draw	27	81	30	88	57	85
Front	0	-	5	100	5	100
Guard	10	88	7	93	17	90
Raise	7	64	5	40	12	54
Wick / Soft Peeling	1	50	0	-	1	50
Freeze	0	-	0	-	0	-
Take-out	14	98	29	81	43	87
Hit and Roll	12	65	11	75	23	70
Clearing	18	82	19	89	37	86
Double Take-out	6	67	7	71	13	69
Promotion Take-out	5	65	1	75	6	67
All Draws	45	79	47	85	92	82
All Take-outs	55	79	67	81	122	80
Total	100	79	114	83	214	81
Not considered					0	-

Team: SCO - Scotland

Type	↻	%	↺	%	Total	%
Draw	126	80	146	80	272	80
Front	32	95	57	93	89	94
Guard	21	90	27	94	48	93
Raise	23	66	17	66	40	66
Wick / Soft Peeling	2	50	0	-	2	50
Freeze	0	-	0	-	0	-
Take-out	77	86	99	84	176	85
Hit and Roll	37	76	37	78	74	77
Clearing	33	82	38	87	71	85
Double Take-out	30	72	32	67	62	69
Promotion Take-out	11	55	6	71	17	60
All Draws	204	82	247	84	451	83
All Take-outs	188	79	212	81	400	80
Total	392	80	459	82	851	81
Not considered					5	-

Note:

Position and function for each team member:

4 = Fourth, 3 = Third, 2 = Second, 1 = Lead, A = Alternate, S = Skip, V = Vice-Skip

Legend:

↻ Clockwise

↺ Counter-clockwise

Cumulative Player Statistics by Team

SUI - Switzerland

PAETZ Alina 4 V Right-handed

Type	↻	%	↺	%	Total	%
Draw	22	89	27	84	49	86
Front	0	-	0	-	0	-
Guard	4	100	9	78	13	85
Raise	5	80	3	100	8	88
Wick / Soft Peeling	0	-	1	50	1	50
Freeze	0	-	0	-	0	-
Take-out	30	86	40	98	70	93
Hit and Roll	7	100	13	85	20	90
Clearing	9	100	8	91	17	96
Double Take-out	8	94	5	60	13	81
Promotion Take-out	0	-	7	64	7	64
All Draws	31	89	40	83	71	86
All Take-outs	54	91	73	89	127	90
Total	85	90	113	87	198	88
Not considered					2	-

HOWALD Carole 1 Right-handed

Type	↻	%	↺	%	Total	%
Draw	22	84	91	96	113	94
Front	11	95	35	95	46	95
Guard	0	-	2	75	2	75
Raise	2	100	8	84	10	88
Wick / Soft Peeling	1	100	0	-	1	100
Freeze	0	-	0	-	0	-
Take-out	6	100	6	100	12	100
Hit and Roll	3	67	4	94	7	82
Clearing	2	100	3	100	5	100
Double Take-out	0	-	1	50	1	50
Promotion Take-out	1	100	1	100	2	100
All Draws	36	89	136	95	172	93
All Take-outs	12	92	15	95	27	94
Total	48	90	151	95	199	93
Not considered					1	-

TIRINZONI Silvana 3 S Right-handed

Type	↻	%	↺	%	Total	%
Draw	16	83	30	83	46	83
Front	0	-	1	100	1	100
Guard	3	92	4	100	7	96
Raise	5	80	1	100	6	83
Wick / Soft Peeling	0	-	0	-	0	-
Freeze	0	-	0	-	0	-
Take-out	23	88	33	97	56	93
Hit and Roll	16	91	13	88	29	90
Clearing	9	86	14	100	23	95
Double Take-out	16	77	4	88	20	79
Promotion Take-out	5	85	5	80	10	83
All Draws	24	83	36	85	60	85
All Take-outs	69	86	69	94	138	90
Total	93	85	105	91	198	88
Not considered					0	-

BERSET Stefanie A Right-handed

Type	↻	%	↺	%	Total	%
Draw	3	83	7	82	10	83
Front	0	-	0	-	0	-
Guard	0	-	0	-	0	-
Raise	0	-	0	-	0	-
Wick / Soft Peeling	0	-	0	-	0	-
Freeze	0	-	0	-	0	-
Take-out	0	-	0	-	0	-
Hit and Roll	0	-	0	-	0	-
Clearing	0	-	0	-	0	-
Double Take-out	0	-	0	-	0	-
Promotion Take-out	0	-	0	-	0	-
All Draws	3	83	7	82	10	83
All Take-outs	0	-	0	-	0	-
Total	3	83	7	82	10	83
Not considered					0	-

WITSCHONKE Selina 2 Right-handed

Type	↻	%	↺	%	Total	%
Draw	23	79	35	87	58	84
Front	1	100	1	100	2	100
Guard	2	75	8	84	10	83
Raise	1	100	7	96	8	97
Wick / Soft Peeling	0	-	1	100	1	100
Freeze	0	-	0	-	0	-
Take-out	16	84	20	89	36	87
Hit and Roll	16	91	15	80	31	85
Clearing	16	92	22	92	38	92
Double Take-out	5	90	5	80	10	85
Promotion Take-out	3	75	1	100	4	81
All Draws	27	81	52	88	79	86
All Take-outs	56	88	63	87	119	88
Total	83	86	115	88	198	87
Not considered					0	-

Team: SUI - Switzerland

Type	↻	%	↺	%	Total	%
Draw	86	84	190	90	276	88
Front	12	96	37	95	49	95
Guard	9	92	23	84	32	86
Raise	13	85	19	92	32	89
Wick / Soft Peeling	1	100	2	75	3	83
Freeze	0	-	0	-	0	-
Take-out	75	87	99	96	174	92
Hit and Roll	42	90	45	85	87	88
Clearing	36	93	47	95	83	94
Double Take-out	29	84	15	73	44	80
Promotion Take-out	9	83	14	75	23	78
All Draws	121	86	271	90	392	89
All Take-outs	191	88	220	91	411	90
Total	312	87	491	90	803	89
Not considered					3	-

Note:

Position and function for each team member:

4 = Fourth, 3 = Third, 2 = Second, 1 = Lead, A = Alternate, S = Skip, V = Vice-Skip

Legend:

↻ Clockwise

↺ Counter-clockwise

Cumulative Player Statistics by Team

SWE - Sweden

HASSELBORG Anna 4 S Right-handed

Type	↻	%	↺	%	Total	%
Draw	35	89	30	86	65	87
Front	1	75	0	-	1	75
Guard	10	80	6	92	16	84
Raise	7	82	6	88	13	85
Wick / Soft Peeling	0	-	0	-	0	-
Freeze	0	-	0	-	0	-
Take-out	24	78	29	85	53	82
Hit and Roll	4	100	10	88	14	91
Clearing	9	100	8	100	17	100
Double Take-out	14	84	15	65	29	74
Promotion Take-out	4	81	4	75	8	78
All Draws	53	86	42	87	95	86
All Take-outs	55	85	66	82	121	83
Total	108	85	108	84	216	85
Not considered					6	-

MABERGS Sofia 1 Right-handed

Type	↻	%	↺	%	Total	%
Draw	48	89	58	91	106	90
Front	47	96	34	99	81	97
Guard	0	-	3	100	3	100
Raise	1	75	1	75	2	75
Wick / Soft Peeling	6	42	2	50	8	44
Freeze	0	-	0	-	0	-
Take-out	5	90	16	81	21	83
Hit and Roll	0	-	2	88	2	88
Clearing	0	-	0	-	0	-
Double Take-out	0	-	1	50	1	50
Promotion Take-out	0	-	0	-	0	-
All Draws	102	89	98	93	200	91
All Take-outs	5	90	19	80	24	82
Total	107	89	117	91	224	90
Not considered					0	-

McMANUS Sara 3 V Right-handed

Type	↻	%	↺	%	Total	%
Draw	15	85	26	89	41	88
Front	2	100	3	100	5	100
Guard	15	100	10	93	25	97
Raise	7	82	3	100	10	88
Wick / Soft Peeling	0	-	0	-	0	-
Freeze	0	-	0	-	0	-
Take-out	20	78	35	91	55	86
Hit and Roll	7	86	20	83	27	83
Clearing	16	95	22	99	38	97
Double Take-out	9	72	10	85	19	79
Promotion Take-out	3	92	1	25	4	75
All Draws	39	91	42	92	81	91
All Take-outs	55	84	88	90	143	87
Total	94	87	130	90	224	89
Not considered					0	-

HELDIN Johanna A Right-handed

Type	↻	%	↺	%	Total	%
Draw	0	-	0	-	0	-
Front	0	-	0	-	0	-
Guard	0	-	0	-	0	-
Raise	0	-	0	-	0	-
Wick / Soft Peeling	0	-	0	-	0	-
Freeze	0	-	0	-	0	-
Take-out	0	-	0	-	0	-
Hit and Roll	0	-	0	-	0	-
Clearing	0	-	0	-	0	-
Double Take-out	0	-	0	-	0	-
Promotion Take-out	0	-	0	-	0	-
All Draws	0	-	0	-	0	-
All Take-outs	0	-	0	-	0	-
Total	0	-	0	-	0	-
Not considered					0	-

KNOCHENHAUER Agnes 2 Right-handed

Type	↻	%	↺	%	Total	%
Draw	27	81	33	85	60	83
Front	4	100	5	100	9	100
Guard	6	92	4	100	10	95
Raise	2	100	11	77	13	81
Wick / Soft Peeling	0	-	0	-	0	-
Freeze	0	-	0	-	0	-
Take-out	14	88	24	82	38	84
Hit and Roll	4	81	9	83	13	83
Clearing	17	96	37	93	54	94
Double Take-out	8	56	12	75	20	68
Promotion Take-out	1	50	6	50	7	50
All Draws	39	86	53	86	92	86
All Take-outs	44	84	88	84	132	84
Total	83	85	141	85	224	85
Not considered					0	-

Team: SWE - Sweden

Type	↻	%	↺	%	Total	%
Draw	125	87	147	88	272	88
Front	54	96	42	99	96	97
Guard	31	92	23	95	54	93
Raise	17	84	21	83	38	84
Wick / Soft Peeling	6	42	2	50	8	44
Freeze	0	-	0	-	0	-
Take-out	63	81	104	86	167	84
Hit and Roll	15	88	41	84	56	85
Clearing	42	96	67	96	109	96
Double Take-out	31	73	38	73	69	73
Promotion Take-out	8	81	11	57	19	67
All Draws	233	88	235	90	468	89
All Take-outs	159	84	261	85	420	85
Total	392	87	496	88	888	87
Not considered					6	-

Note:

Position and function for each team member:

4 = Fourth, 3 = Third, 2 = Second, 1 = Lead, A = Alternate, S = Skip, V = Vice-Skip

Legend:

↻ Clockwise

↺ Counter-clockwise

Cumulative Player Statistics by Team

TUR - Türkiye

YILDIZ DilSAT 4 S Right-handed

Type	↻	%	↺	%	Total	%
Draw	49	78	38	74	87	76
Front	0	-	0	-	0	-
Guard	5	55	1	100	6	63
Raise	9	50	7	54	16	52
Wick / Soft Peeling	0	-	0	-	0	-
Freeze	1	0	0	-	1	0
Take-out	28	81	33	82	61	82
Hit and Roll	8	75	11	75	19	75
Clearing	6	100	5	90	11	95
Double Take-out	10	60	8	72	18	65
Promotion Take-out	6	83	6	83	12	83
All Draws	64	71	46	71	110	71
All Take-outs	58	79	63	80	121	80
Total	122	75	109	76	231	75
Not considered					0	-

SENGUL Berfin 1 Right-handed

Type	↻	%	↺	%	Total	%
Draw	72	83	30	80	102	82
Front	63	93	16	91	79	92
Guard	9	67	1	100	10	70
Raise	1	75	4	100	5	95
Wick / Soft Peeling	0	-	0	-	0	-
Freeze	0	-	0	-	0	-
Take-out	19	84	13	71	32	79
Hit and Roll	2	75	1	100	3	83
Clearing	0	-	0	-	0	-
Double Take-out	0	-	1	50	1	50
Promotion Take-out	0	-	0	-	0	-
All Draws	145	86	51	85	196	86
All Take-outs	21	83	15	72	36	78
Total	166	86	66	82	232	85
Not considered					0	-

POLAT Oznur 3 V Right-handed

Type	↻	%	↺	%	Total	%
Draw	27	72	38	80	65	77
Front	6	92	1	100	7	93
Guard	7	82	3	92	10	85
Raise	11	57	6	75	17	63
Wick / Soft Peeling	0	-	0	-	0	-
Freeze	0	-	0	-	0	-
Take-out	35	76	39	87	74	82
Hit and Roll	9	67	13	77	22	73
Clearing	10	60	4	100	14	71
Double Take-out	10	73	7	79	17	75
Promotion Take-out	2	50	4	88	6	75
All Draws	51	73	48	81	99	77
All Take-outs	66	71	67	85	133	78
Total	117	72	115	83	232	77
Not considered					0	-

KARAMAN Iclal A Right-handed

Type	↻	%	↺	%	Total	%
Draw	6	88	7	61	13	73
Front	0	-	1	0	1	0
Guard	0	-	2	88	2	88
Raise	3	92	4	69	7	79
Wick / Soft Peeling	0	-	0	-	0	-
Freeze	0	-	0	-	0	-
Take-out	3	100	1	50	4	88
Hit and Roll	1	75	2	75	3	75
Clearing	2	0	0	-	2	0
Double Take-out	1	100	0	-	1	100
Promotion Take-out	1	25	0	-	1	25
All Draws	9	89	14	63	23	73
All Take-outs	8	63	3	67	11	64
Total	17	76	17	63	34	70
Not considered					0	-

CALIKUSU Ifayet Safak 2 Right-handed

Type	↻	%	↺	%	Total	%
Draw	30	77	26	73	56	75
Front	6	100	3	100	9	100
Guard	6	92	9	64	15	75
Raise	7	64	7	68	14	66
Wick / Soft Peeling	0	-	0	-	0	-
Freeze	0	-	0	-	0	-
Take-out	25	78	23	73	48	76
Hit and Roll	11	75	6	79	17	76
Clearing	12	77	8	72	20	75
Double Take-out	5	65	8	69	13	67
Promotion Take-out	2	75	3	42	5	55
All Draws	49	80	45	72	94	76
All Take-outs	55	76	48	71	103	74
Total	104	78	93	72	197	75
Not considered					1	-

Team: TUR - Türkiye

Type	↻	%	↺	%	Total	%
Draw	184	79	139	76	323	78
Front	75	93	21	88	96	92
Guard	27	74	16	77	43	75
Raise	31	60	28	71	59	65
Wick / Soft Peeling	0	-	0	-	0	-
Freeze	1	0	0	-	1	0
Take-out	110	80	109	80	219	80
Hit and Roll	31	73	33	77	64	75
Clearing	30	71	17	84	47	76
Double Take-out	26	67	24	72	50	70
Promotion Take-out	11	70	13	75	24	73
All Draws	318	80	204	77	522	79
All Take-outs	208	75	196	79	404	77
Total	526	78	400	78	926	78
Not considered					1	-

Note:

Position and function for each team member:

4 = Fourth, 3 = Third, 2 = Second, 1 = Lead, A = Alternate, S = Skip, V = Vice-Skip

Legend:

↻ Clockwise

↺ Counter-clockwise

Cumulative Player Statistics by Team

USA - United States

PETERSON Tabitha 4 S Right-handed

Type	↻	%	↺	%	Total	%
Draw	31	83	43	75	74	78
Front	1	25	0	-	1	25
Guard	6	79	5	95	11	86
Raise	8	78	6	63	14	71
Wick / Soft Peeling	1	50	0	-	1	50
Freeze	0	-	0	-	0	-
Take-out	26	78	31	77	57	78
Hit and Roll	12	77	8	81	20	79
Clearing	2	88	5	90	7	89
Double Take-out	5	70	7	71	12	71
Promotion Take-out	2	75	3	33	5	50
All Draws	47	80	54	75	101	77
All Take-outs	47	77	54	76	101	76
Total	94	78	108	76	202	77
Not considered					4	-

HAMILTON Becca 1 Right-handed

Type	↻	%	↺	%	Total	%
Draw	31	83	42	89	73	86
Front	22	85	15	97	37	90
Guard	2	88	3	83	5	85
Raise	1	100	0	-	1	100
Wick / Soft Peeling	0	-	1	100	1	100
Freeze	0	-	0	-	0	-
Take-out	10	65	5	90	15	73
Hit and Roll	0	-	2	50	2	50
Clearing	0	-	0	-	0	-
Double Take-out	0	-	0	-	0	-
Promotion Take-out	0	-	0	-	0	-
All Draws	56	84	61	91	117	88
All Take-outs	10	65	7	79	17	71
Total	66	81	68	89	134	85
Not considered					0	-

THIESSE Cory 3 V Right-handed

Type	↻	%	↺	%	Total	%
Draw	33	80	24	78	57	79
Front	2	100	1	100	3	100
Guard	6	92	12	90	18	90
Raise	3	100	4	69	7	82
Wick / Soft Peeling	0	-	1	100	1	100
Freeze	0	-	0	-	0	-
Take-out	25	77	35	90	60	85
Hit and Roll	16	84	8	88	24	85
Clearing	9	89	15	88	24	89
Double Take-out	4	63	6	88	10	78
Promotion Take-out	3	58	1	0	4	44
All Draws	44	84	42	82	86	83
All Take-outs	57	79	65	88	122	84
Total	101	81	107	85	208	83
Not considered					0	-

PERSINGER Vicky A Right-handed

Type	↻	%	↺	%	Total	%
Draw	5	80	24	96	29	93
Front	8	94	25	88	33	89
Guard	0	-	1	50	1	50
Raise	1	75	0	-	1	75
Wick / Soft Peeling	0	-	0	-	0	-
Freeze	0	-	0	-	0	-
Take-out	4	38	5	90	9	67
Hit and Roll	0	-	1	75	1	75
Clearing	0	-	0	-	0	-
Double Take-out	0	-	0	-	0	-
Promotion Take-out	0	-	0	-	0	-
All Draws	14	88	50	91	64	90
All Take-outs	4	38	6	88	10	68
Total	18	76	56	91	74	87
Not considered					0	-

PETERSON Tara 2 Right-handed

Type	↻	%	↺	%	Total	%
Draw	28	79	30	80	58	80
Front	2	100	4	94	6	96
Guard	9	86	8	94	17	90
Raise	6	88	6	92	12	90
Wick / Soft Peeling	0	-	1	75	1	75
Freeze	0	-	0	-	0	-
Take-out	21	98	17	87	38	93
Hit and Roll	7	82	17	81	24	81
Clearing	23	85	19	97	42	90
Double Take-out	5	90	3	50	8	75
Promotion Take-out	0	-	2	75	2	75
All Draws	45	83	49	85	94	84
All Take-outs	56	90	58	86	114	88
Total	101	87	107	86	208	86
Not considered					0	-

Team: USA - United States

Type	↻	%	↺	%	Total	%
Draw	128	81	163	83	291	82
Front	35	87	45	92	80	90
Guard	23	86	29	90	52	88
Raise	19	86	16	75	35	81
Wick / Soft Peeling	1	50	3	92	4	81
Freeze	0	-	0	-	0	-
Take-out	86	79	93	85	179	82
Hit and Roll	35	81	36	81	71	81
Clearing	34	86	39	93	73	90
Double Take-out	14	75	16	73	30	74
Promotion Take-out	5	65	6	42	11	52
All Draws	206	83	256	85	462	84
All Take-outs	174	80	190	84	364	82
Total	380	82	446	84	826	83
Not considered					4	-

Note:

Position and function for each team member:

4 = Fourth, 3 = Third, 2 = Second, 1 = Lead, A = Alternate, S = Skip, V = Vice-Skip

Legend:

↻ Clockwise

↺ Counter-clockwise

FRI 22 MAR 2024
Start Time 19:00

Round Robin Session 20

**WORLD
CURLING**

Session Results and Standings

Sheet	Team	LSD/LSFE	1	2	3	4	5	6	7	8	9	10	Extra Ends	Total
A	EST - Estonia	120.8cm *	0	1	0	3	0	0	1	2	0	1		8
	NOR - Norway	196.6cm	0	0	2	0	1	1	0	0	2	0		6
B	JPN - Japan	220.9cm	0	0	2	1	0	4	0	0	1	0		8
	ITA - Italy	58.7cm *	0	2	0	0	2	0	1	1	0	2	2	10
C	CAN - Canada	132.6cm	0	2	0	1	0	1	0	0	1	0		5
	KOR - Korea	58.8cm *	1	0	1	0	1	0	1	1	0	1		6
D	NZL - New Zealand	139.1cm	0	1	0	0	0	2	X	X	X	X		3
	USA - United States	27.9cm *	2	0	3	2	2	0	X	X	X	X		9

Standings after Round Robin

Rank	Team	Games	Wins	Losses	
1	CAN - Canada	12	11	1	Q
2	SUI - Switzerland	12	10	2	Q w2
3	ITA - Italy	12	10	2	Q w1
4	KOR - Korea	12	10	2	Q w0
5	SWE - Sweden	12	7	5	Q
6	DEN - Denmark	12	6	6	Q w1
7	USA - United States	12	6	6	w0
8	SCO - Scotland	12	5	7	
9	NOR - Norway	12	4	8	
10	TUR - Türkiye	12	3	9	w1
11	JPN - Japan	12	3	9	w0
12	EST - Estonia	12	2	10	
13	NZL - New Zealand	12	1	11	

Attendance

Session: 2'747 Total: 33'519

Legend:	LSD Last Stone Draw	LSFE(*) Last Stone First End	Q Qualified for the play-offs
	wn Number of wins (n) against tied teams	X Unplayed/unfinished end due to concession	

FRI 22 MAR 2024
Start Time 19:00

Round Robin Session 20 - Sheet A

Game Results

Sheet	Team	LSFE	1	2	3	4	5	6	7	8	9	10	Extra Ends	Total
A	EST - Estonia	*	0	1	0	3	0	0	1	2	0	1		8
	NOR - Norway		0	0	2	0	1	1	0	0	2	0		6

EST - Estonia		Shot Success	Game	All
4	TUVIKE Erika	72%		66%
3 V	LAIDSALU Kerli	84%		77%
2 S	TURMANN Liisa	66%		75%
1	GROSSMANN Heili	91%		83%
A	-	-		-
Team Total		79%		76%

NOR - Norway		Shot Success	Game	All
4 V	SKASLIEN Kristin	78%		75%
3 S	ROERVIK Marianne	79%		83%
2	HASLEV NORDBYE Mille	95%		86%
1	ROENNING Martine	90%		91%
A	FORBREGD Ingeborg	-		63%
Team Total		85%		84%

Last Stone Draw		Distance
⌚	TURMANN Liisa	17.2cm
⌚	GROSSMANN Heili	103.6cm
Total		120.8cm

Last Stone Draw		Distance
⌚	ROENNING Martine	150.2cm
⌚	SKASLIEN Kristin	46.4cm
Total		196.6cm

Time remaining: 2 minutes 56 seconds

Time-out: End 7 - EST stone 7

Time remaining: 0 minutes 2 seconds

Time-out: End 10 - NOR stone 7

Shot Success Analysis

EST - Estonia		⌚	⌚	Game
4 TUVIKE Erika	Draws	5 70%	5 80%	10 75%
	Take-outs	4 69%	4 69%	8 69%
	Total	9 69%	9 75%	18 72%
3 LAIDSALU Kerli	Draws	4 94%	2 75%	6 88%
	Take-outs	10 75%	4 100%	14 82%
	Total	14 80%	6 92%	20 84%
2 TURMANN Liisa	Draws	4 31%	0 -	4 31%
	Take-outs	8 63%	8 88%	16 75%
	Total	12 52%	8 88%	20 66%
1 GROSSMANN Heili	Draws	14 91%	2 100%	16 92%
	Take-outs	2 75%	2 100%	4 88%
	Total	16 89%	4 100%	20 91%
A -	Draws	0 -	0 -	0 -
	Take-outs	0 -	0 -	0 -
	Total	0 -	0 -	0 -
Team	Draws	27 79%	9 83%	36 80%
	Take-outs	24 70%	18 88%	42 77%
	Total	51 75%	27 86%	78 79%

NOR - Norway		⌚	⌚	Game
4 SKASLIEN Kristin	Draws	2 75%	5 90%	7 86%
	Take-outs	3 67%	10 75%	13 73%
	Total	5 70%	15 80%	20 78%
3 ROERVIK Marianne	Draws	5 75%	3 83%	8 78%
	Take-outs	4 75%	8 81%	12 79%
	Total	9 75%	11 82%	20 79%
2 HASLEV NORDBYE Mille	Draws	5 95%	2 88%	7 93%
	Take-outs	7 93%	6 100%	13 96%
	Total	12 94%	8 97%	20 95%
1 ROENNING Martine	Draws	13 92%	5 80%	18 89%
	Take-outs	0 -	2 100%	2 100%
	Total	13 92%	7 86%	20 90%
A FORBREGD Ingeborg	Draws	0 -	0 -	0 -
	Take-outs	0 -	0 -	0 -
	Total	0 -	0 -	0 -
Team	Draws	25 88%	15 85%	40 87%
	Take-outs	14 82%	26 85%	40 84%
	Total	39 86%	41 85%	80 85%

Note:
Position and function for each team member:
4 = Fourth, 3 = Third, 2 = Second, 1 = Lead, A = Alternate, S = Skip, V = Vice-Skip

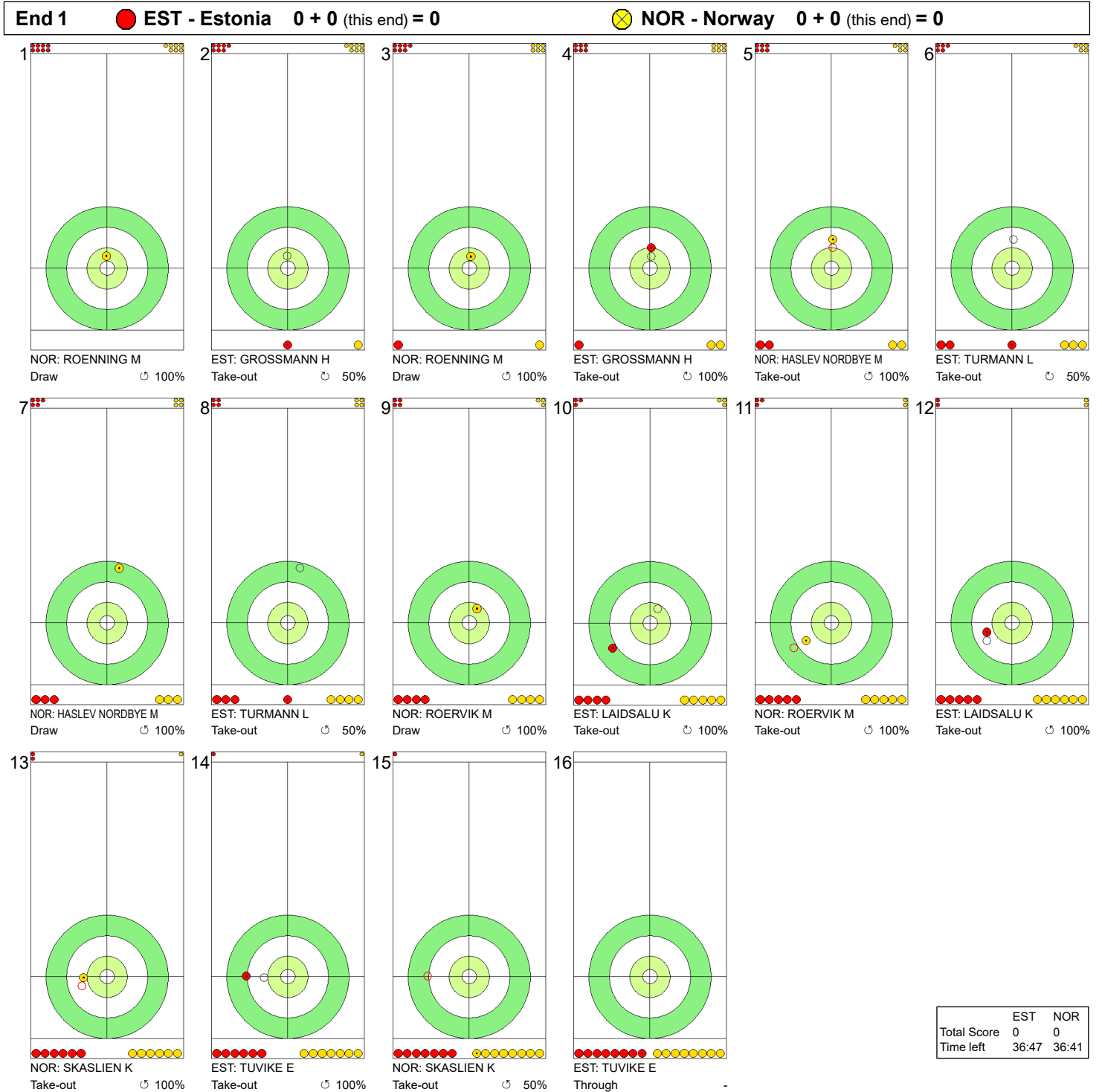
Legend:
⌚ Clockwise ⌚ Counter-clockwise LSFE(*) Last Stone First End

FRI 22 MAR 2024
Start Time 19:00

Round Robin Session 20 - Sheet A

WORLD CURLING

Game - Shot by Shot



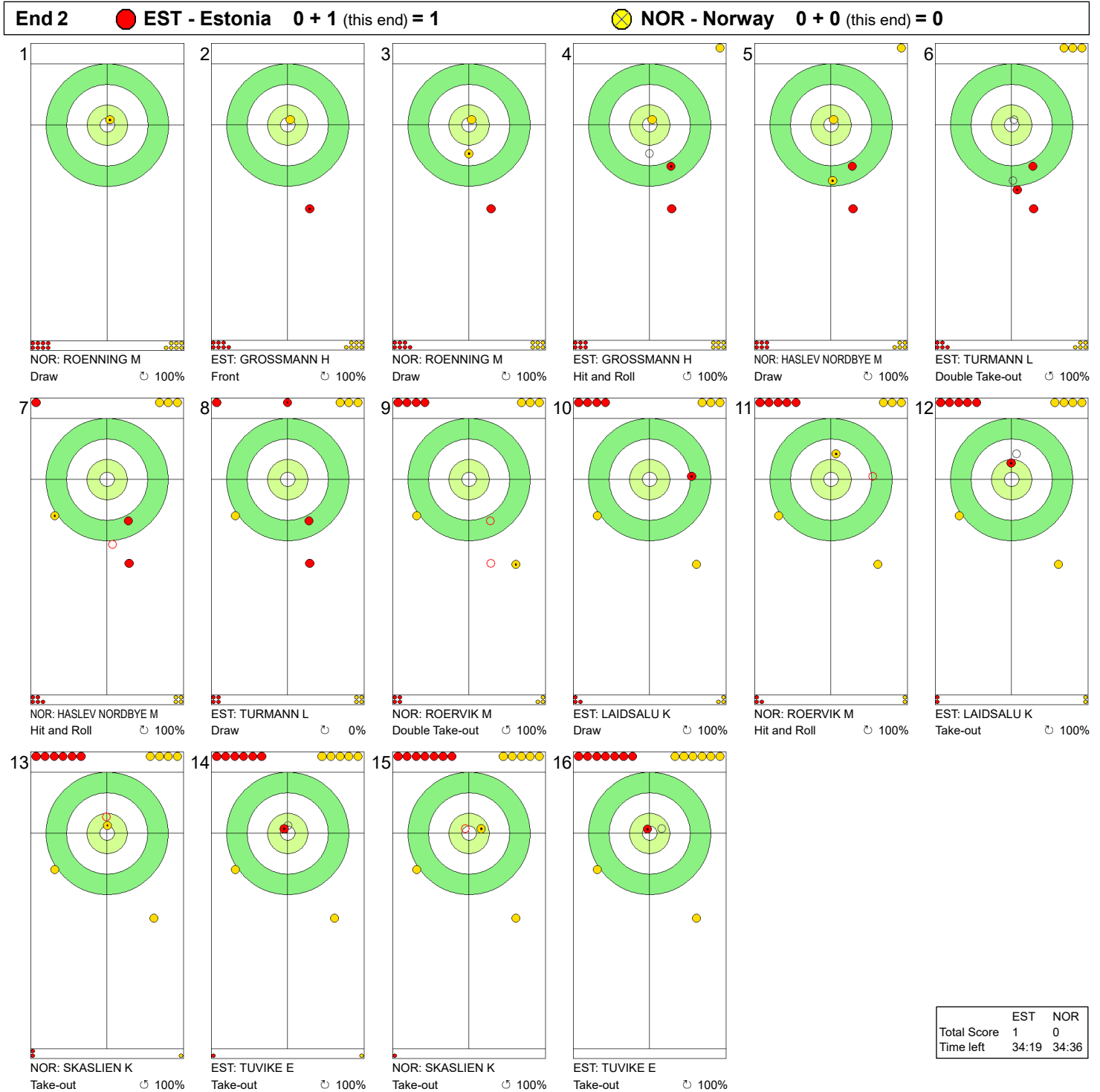
Legend:
 Clockwise
 Counter-clockwise
 - Not considered

FRI 22 MAR 2024
Start Time 19:00

Round Robin Session 20 - Sheet A

WORLD CURLING

Game - Shot by Shot



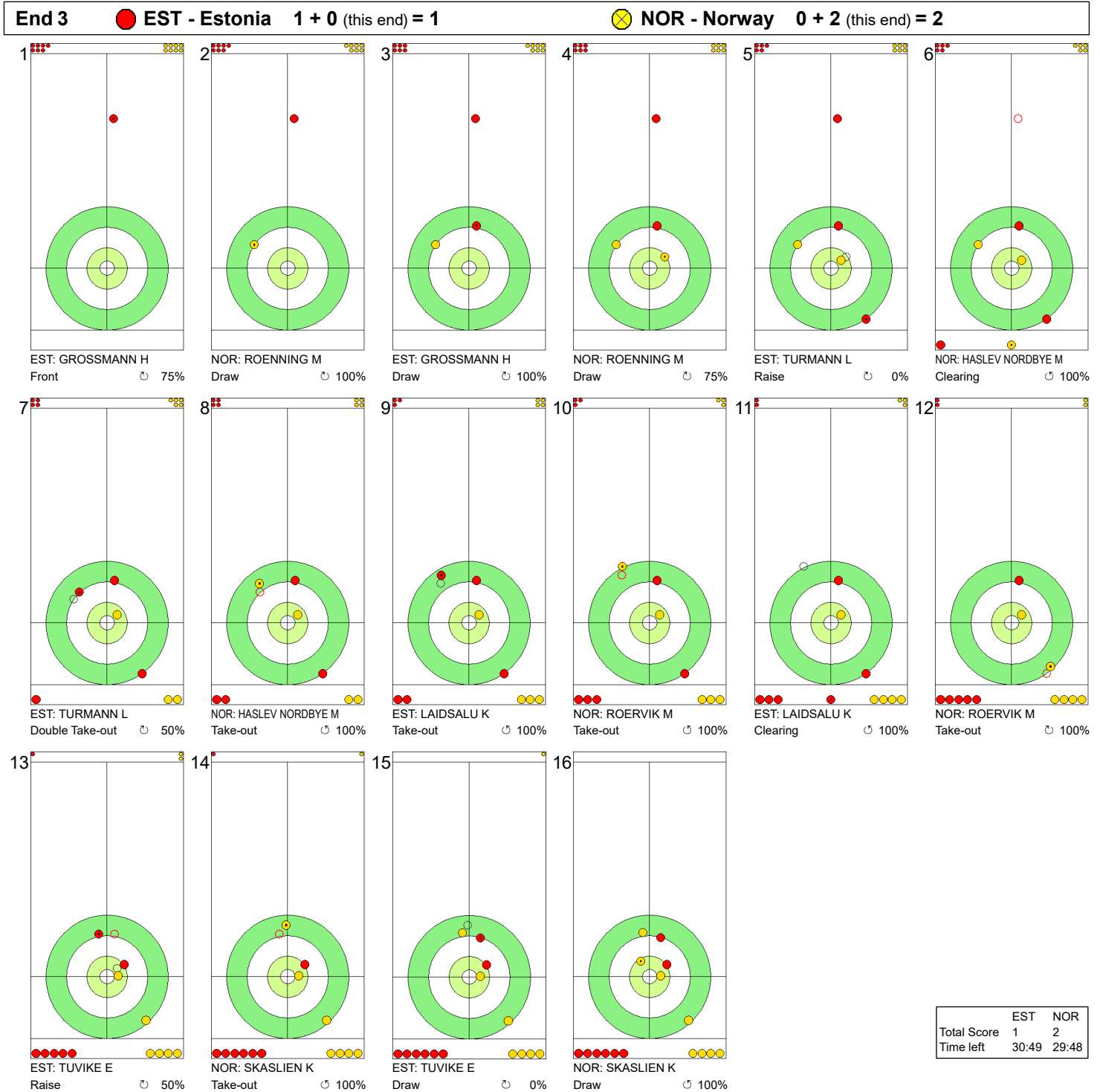
Legend:
 ↻ Clockwise ↺ Counter-clockwise - Not considered

FRI 22 MAR 2024
Start Time 19:00

Round Robin Session 20 - Sheet A

WORLD CURLING

Game - Shot by Shot



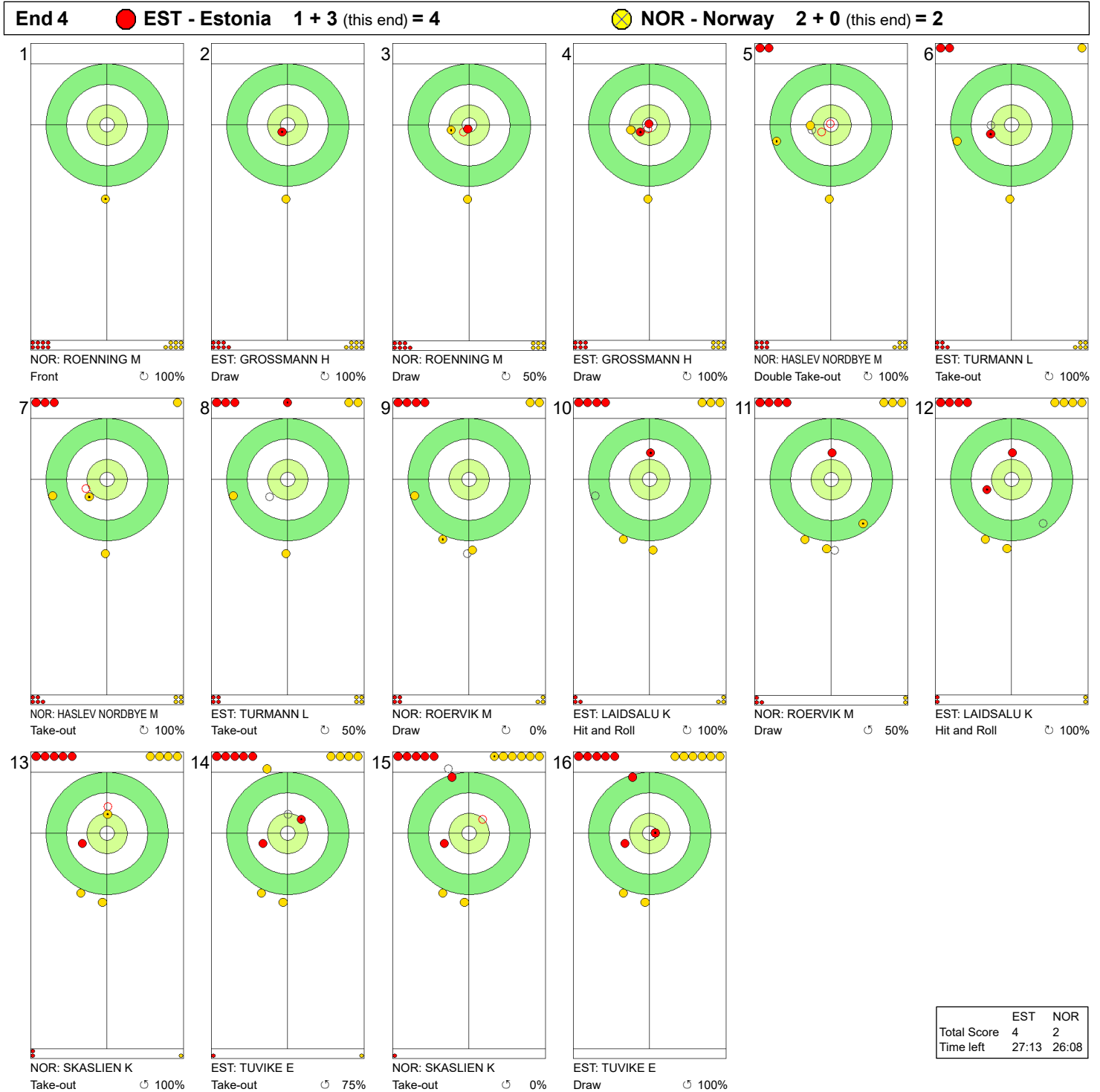
Legend:
 ↻ Clockwise ↺ Counter-clockwise - Not considered

FRI 22 MAR 2024
Start Time 19:00

Round Robin Session 20 - Sheet A

WORLD CURLING

Game - Shot by Shot



Legend:
 ↻ Clockwise ↺ Counter-clockwise - Not considered

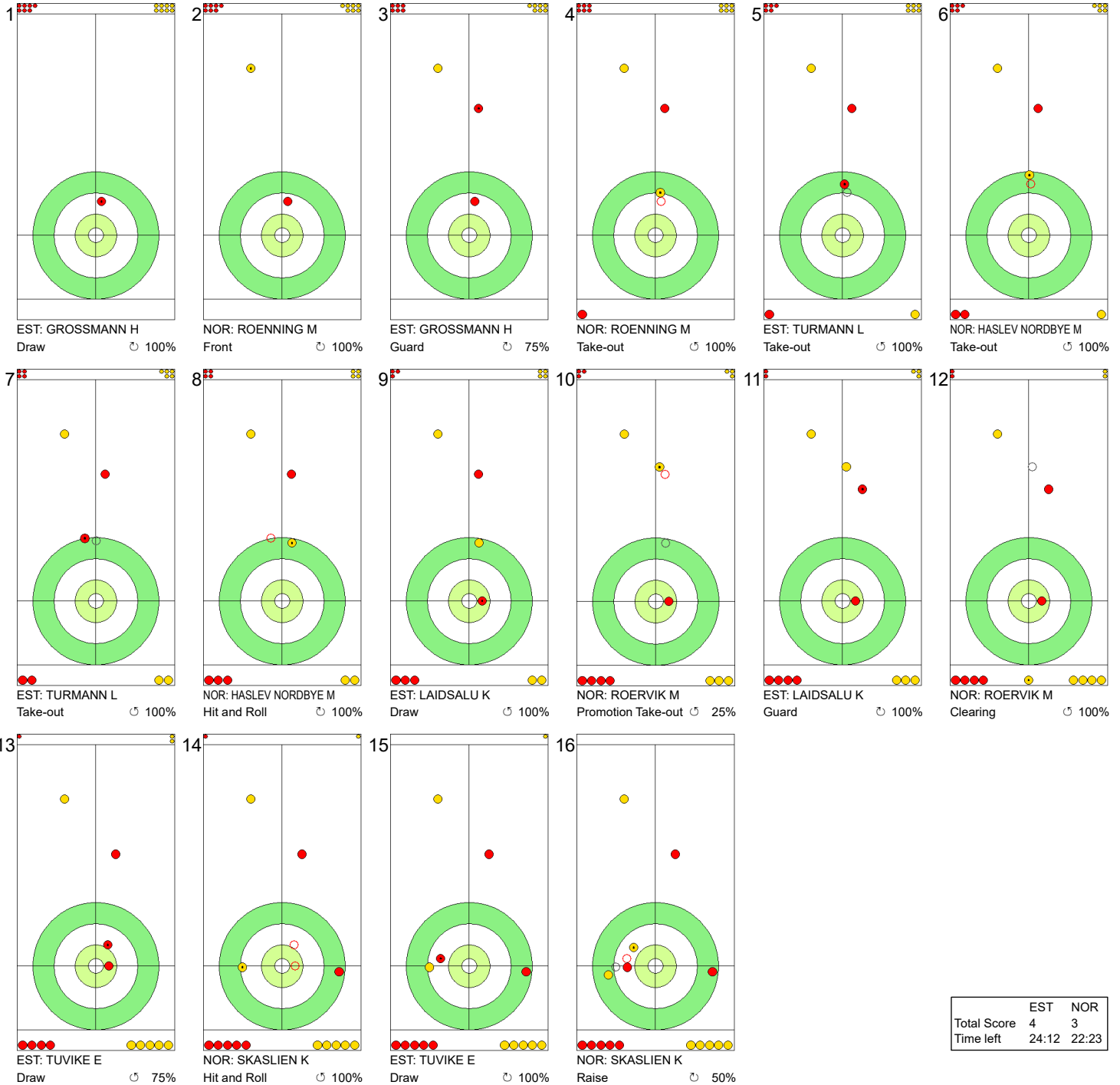
FRI 22 MAR 2024
Start Time 19:00

Round Robin Session 20 - Sheet A

WORLD CURLING

Game - Shot by Shot

End 5 ● **EST - Estonia** 4 + 0 (this end) = 4 ● **NOR - Norway** 2 + 1 (this end) = 3



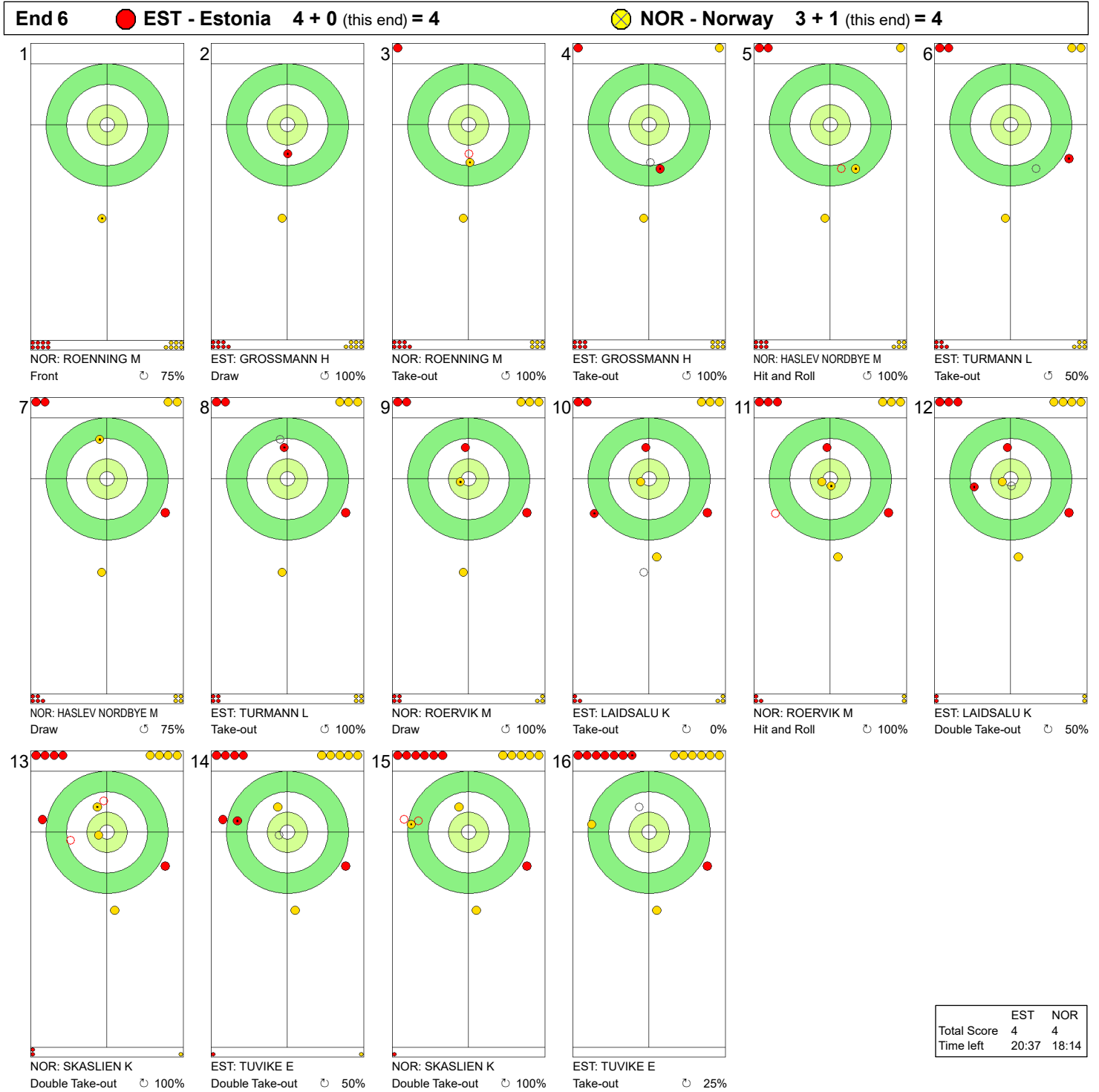
	EST	NOR
Total Score	4	3
Time left	24:12	22:23

Legend:
 ↻ Clockwise ↺ Counter-clockwise - Not considered

FRI 22 MAR 2024
Start Time 19:00

Round Robin Session 20 - Sheet A

Game - Shot by Shot



Legend:
 ↻ Clockwise ↺ Counter-clockwise - Not considered

FRI 22 MAR 2024
Start Time 19:00

Round Robin Session 20 - Sheet A

WORLD CURLING

Game - Shot by Shot

End 7			EST - Estonia 4 + 1 (this end) = 5			NOR - Norway 4 + 0 (this end) = 4											
1		NOR: ROENNING M Front ⌚ 100%	2		EST: GROSSMANN H Draw ⌚ 75%	3		NOR: ROENNING M Draw ⌚ 100%	4		EST: GROSSMANN H Raise ⌚ 100%	5		NOR: HASLEV NORDBYE M Take-out ⌚ 100%	6		EST: TURMANN L Take-out ⌚ 100%
7		NOR: HASLEV NORDBYE M Double Take-out ⌚ 50%	8		EST: TURMANN L Hit and Roll ⌚ 100%	9		NOR: ROERVIK M Hit and Roll ⌚ 75%	10		EST: LAIDSALU K Hit and Roll ⌚ 100%	11		NOR: ROERVIK M Double Take-out ⌚ 0%	12		EST: LAIDSALU K Guard ⌚ 50%
13		NOR: SKASLIEN K Raise ⌚ 100%	14		EST: TUVIKE E Guard Time-out ⌚ 100%	15		NOR: SKASLIEN K Guard ⌚ 50%	16		EST: TUVIKE E Through -						

	EST	NOR
Total Score	5	4
Time left	15:02	13:22

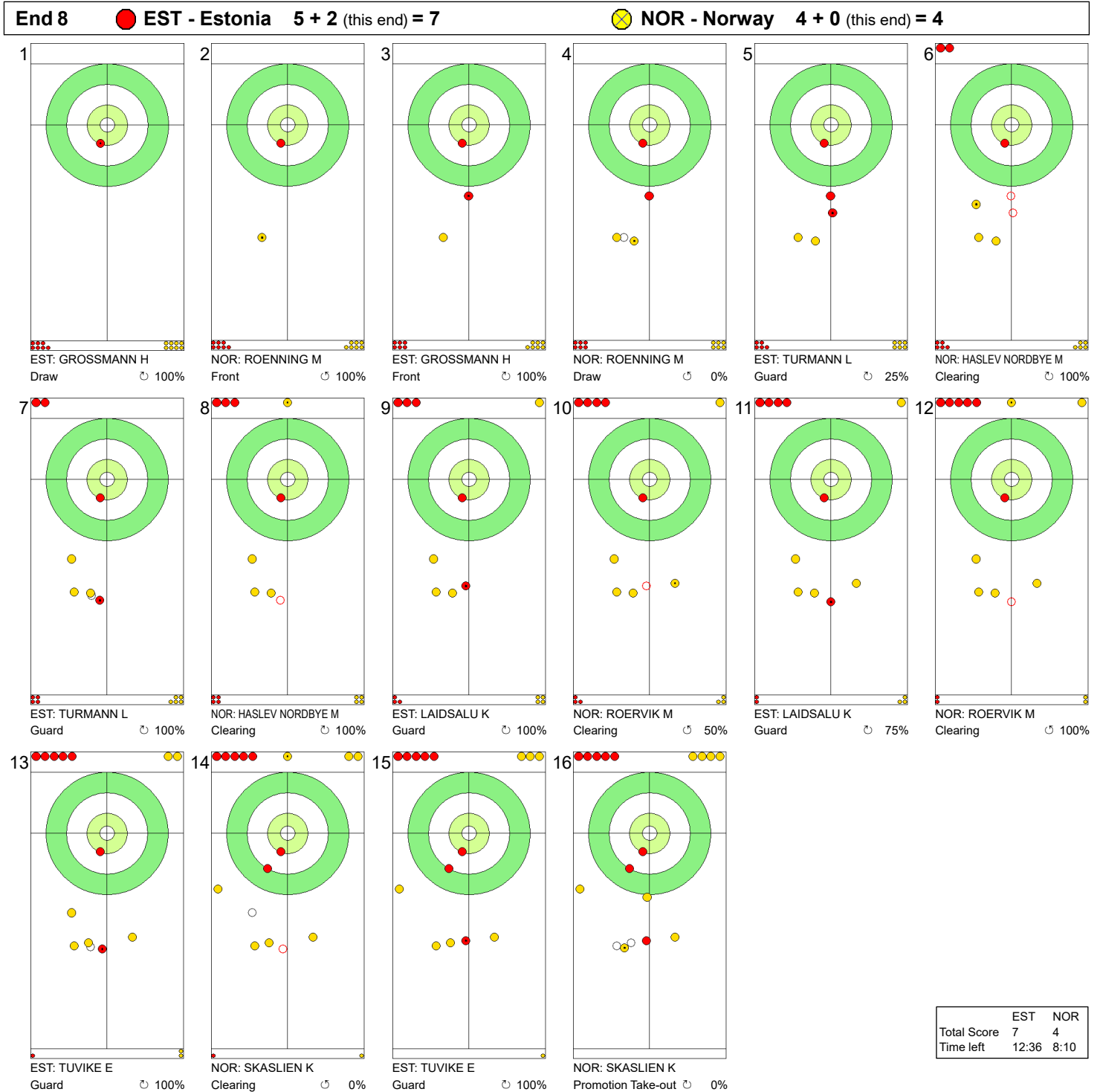
Legend:
 ⌚ Clockwise ⌚ Counter-clockwise - Not considered

FRI 22 MAR 2024
Start Time 19:00

Round Robin Session 20 - Sheet A

WORLD CURLING

Game - Shot by Shot



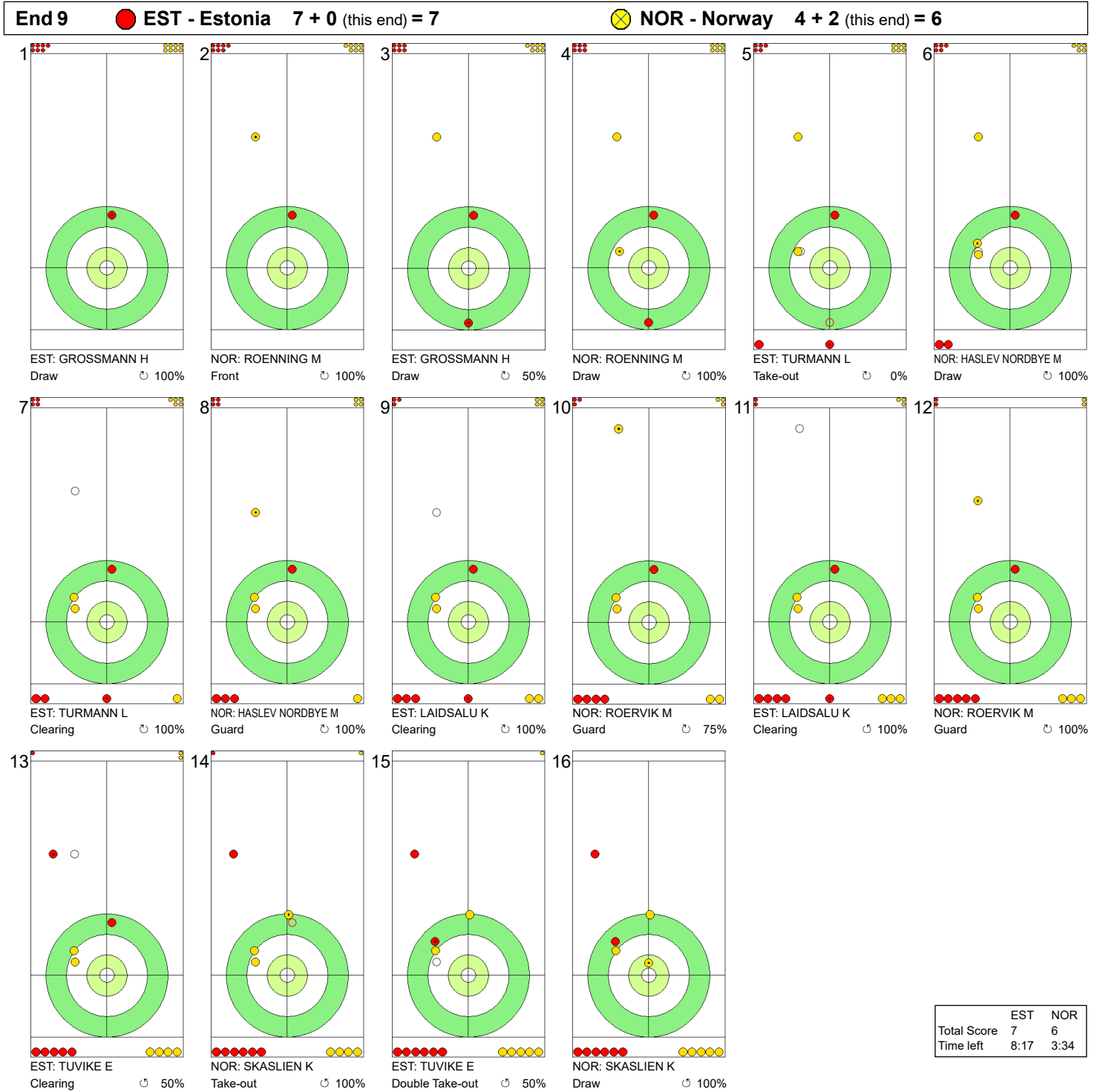
Legend:
 ↻ Clockwise ↺ Counter-clockwise - Not considered

FRI 22 MAR 2024
Start Time 19:00

Round Robin Session 20 - Sheet A

WORLD CURLING

Game - Shot by Shot



	EST	NOR
Total Score	7	6
Time left	8:17	3:34

Legend:
 Clockwise Counter-clockwise - Not considered

FRI 22 MAR 2024
Start Time 19:00

Round Robin Session 20 - Sheet A

WORLD CURLING

Game - Shot by Shot



Legend:
 ↻ Clockwise ↺ Counter-clockwise - Not considered

FRI 22 MAR 2024
Start Time 19:00

Round Robin Session 20 - Sheet B

Game Results

Sheet	Team	LSFE	1	2	3	4	5	6	7	8	9	10	Extra Ends	Total
B	JPN - Japan		0	0	2	1	0	4	0	0	1	0	0	8
	ITA - Italy	*	0	2	0	0	2	0	1	1	0	2	2	10

JPN - Japan		Shot Success	Game	All
4 S	UENO Miyu	74%	68%	
3 V	KANAI Asuka	82%	76%	
2	NISHIMURO Junko	81%	76%	
1	UENO Yui	85%	88%	
A	RYOKAWA Mone	-	99%	
Team Total		80%	78%	

ITA - Italy		Shot Success	Game	All
4 S	CONSTANTINI Stefania	81%	85%	
3	MATHIS Elena	82%	80%	
2	ROMEI Angela	81%	87%	
1 V	ZARDINI LACEDELLI Giulia	97%	92%	
A	LO DESERTO Marta	-	75%	
Team Total		85%	86%	

Last Stone Draw		Distance
☺	UENO Miyu	54.9cm
☹	KANAI Asuka	166.0cm
Total		220.9cm

Last Stone Draw		Distance
☺	MATHIS Elena	28.9cm
☹	ROMEI Angela	29.8cm
Total		58.7cm

Time remaining: 2 minutes 35 seconds
0 minutes 18 seconds (after extra end)
Time-out: End 10 - JPN stone 8; End 11 - JPN stone 7

Time remaining: 0 minutes 5 seconds
0 minutes 7 seconds (after extra end)
Time-out: End 7 - ITA stone 4; End 11 - ITA stone 6

Shot Success Analysis

JPN - Japan		☺	☹	Game
4 UENO Miyu	Draws	4 31%	3 83%	7 54%
	Take-outs	2 50%	13 88%	15 83%
	Total	6 38%	16 88%	22 74%
3 KANAI Asuka	Draws	2 88%	5 70%	7 75%
	Take-outs	5 80%	10 88%	15 85%
	Total	7 82%	15 82%	22 82%
2 NISHIMURO Junko	Draws	3 83%	5 75%	8 78%
	Take-outs	4 75%	10 85%	14 82%
	Total	7 79%	15 82%	22 81%
1 UENO Yui	Draws	14 88%	6 92%	20 89%
	Take-outs	0 -	2 50%	2 50%
	Total	14 88%	8 81%	22 85%
A RYOKAWA Mone	Draws	0 -	0 -	0 -
	Take-outs	0 -	0 -	0 -
	Total	0 -	0 -	0 -
Team	Draws	23 77%	19 80%	42 79%
	Take-outs	11 73%	35 85%	46 82%
	Total	34 76%	54 83%	88 80%

ITA - Italy		☺	☹	Game
4 CONSTANTINI Stefania	Draws	4 88%	5 85%	9 86%
	Take-outs	4 75%	9 78%	13 77%
	Total	8 81%	14 80%	22 81%
3 MATHIS Elena	Draws	7 82%	5 85%	12 83%
	Take-outs	2 75%	8 81%	10 80%
	Total	9 81%	13 83%	22 82%
2 ROMEI Angela	Draws	4 63%	6 92%	10 80%
	Take-outs	3 67%	9 86%	12 81%
	Total	7 64%	15 88%	22 81%
1 ZARDINI LACEDELLI Giulia	Draws	3 92%	16 97%	19 96%
	Take-outs	2 100%	1 100%	3 100%
	Total	5 95%	17 97%	22 97%
A LO DESERTO Marta	Draws	0 -	0 -	0 -
	Take-outs	0 -	0 -	0 -
	Total	0 -	0 -	0 -
Team	Draws	18 81%	32 92%	50 88%
	Take-outs	11 77%	27 82%	38 81%
	Total	29 79%	59 88%	88 85%

Note:
Position and function for each team member:
4 = Fourth, 3 = Third, 2 = Second, 1 = Lead, A = Alternate, S = Skip, V = Vice-Skip

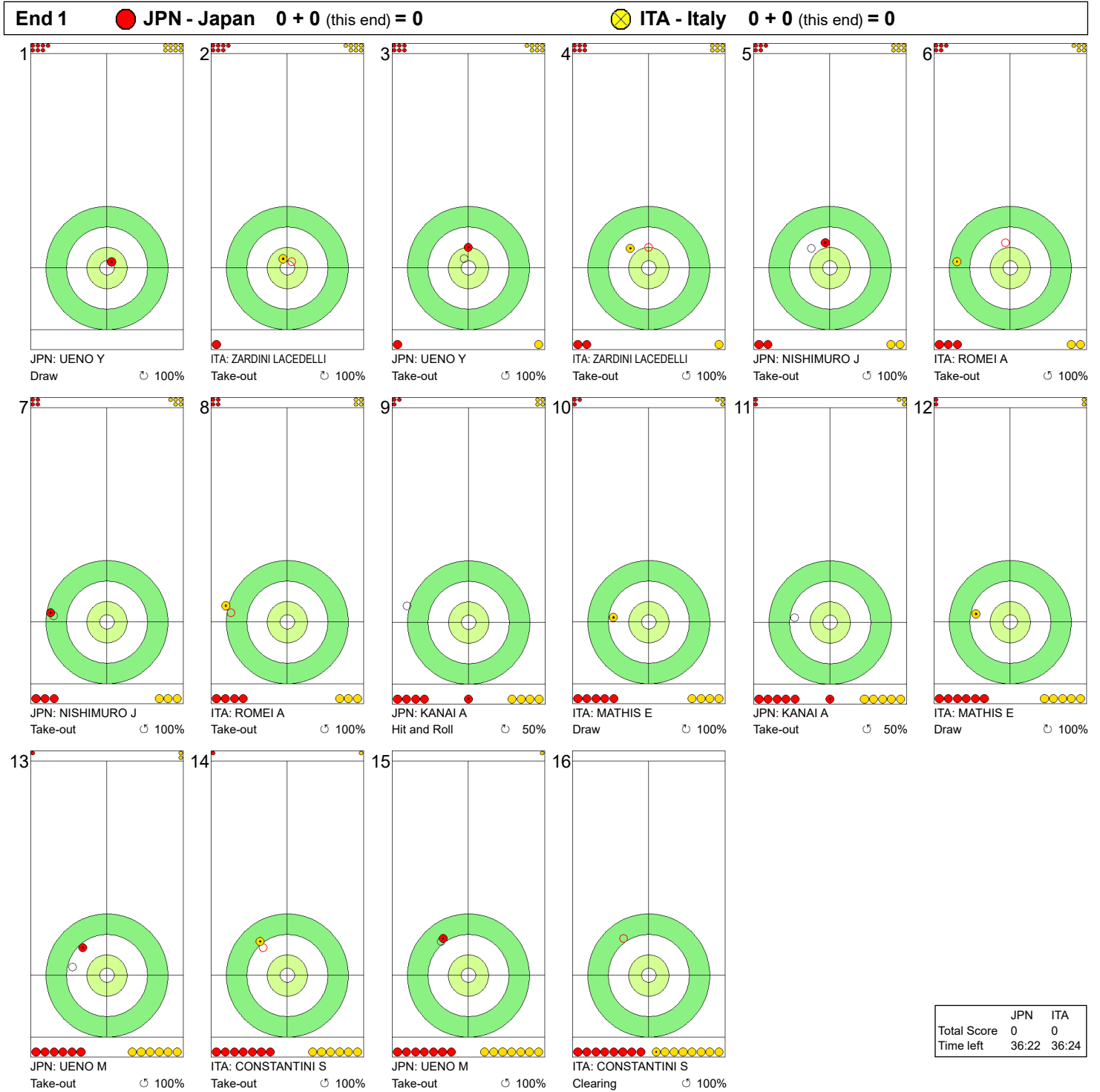
Legend:
☺ Clockwise ☹ Counter-clockwise LSFE(*) Last Stone First End

FRI 22 MAR 2024
Start Time 19:00

Round Robin Session 20 - Sheet B

WORLD CURLING

Game - Shot by Shot



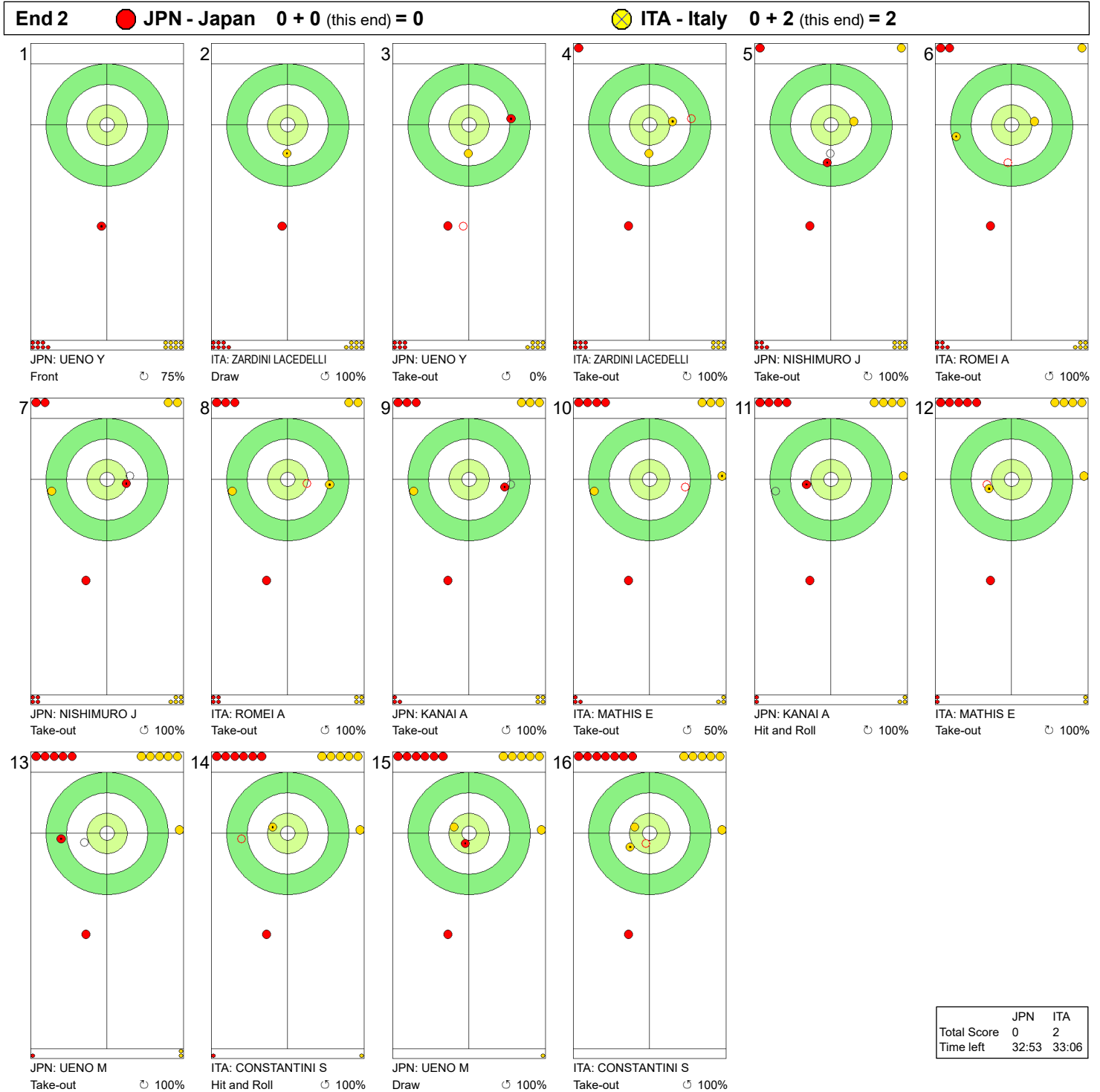
Legend:
 ↻ Clockwise ↺ Counter-clockwise - Not considered

FRI 22 MAR 2024
Start Time 19:00

Round Robin Session 20 - Sheet B

WORLD CURLING

Game - Shot by Shot



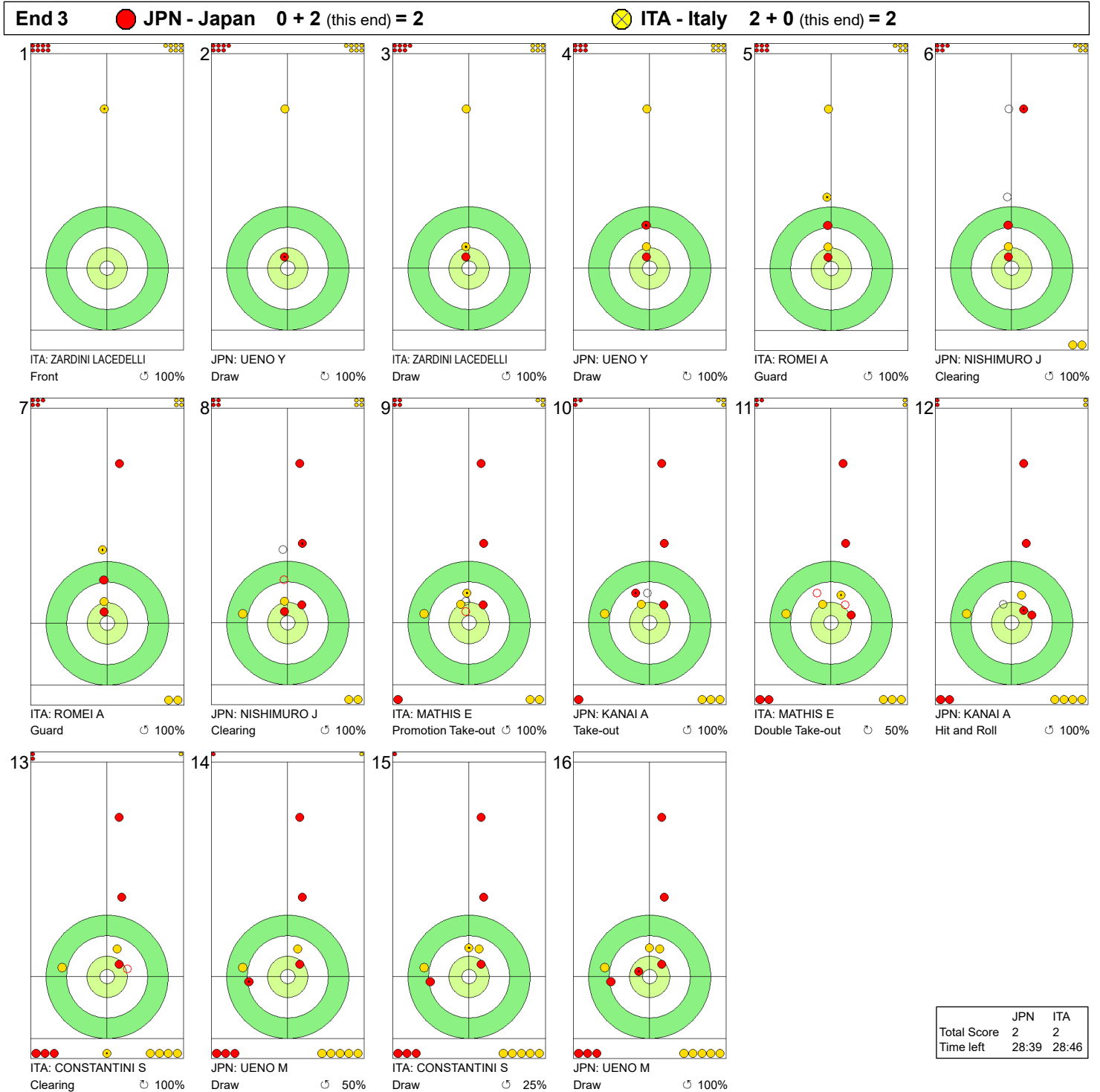
Legend:
 ↻ Clockwise ↺ Counter-clockwise - Not considered

FRI 22 MAR 2024
Start Time 19:00

Round Robin Session 20 - Sheet B

WORLD CURLING

Game - Shot by Shot



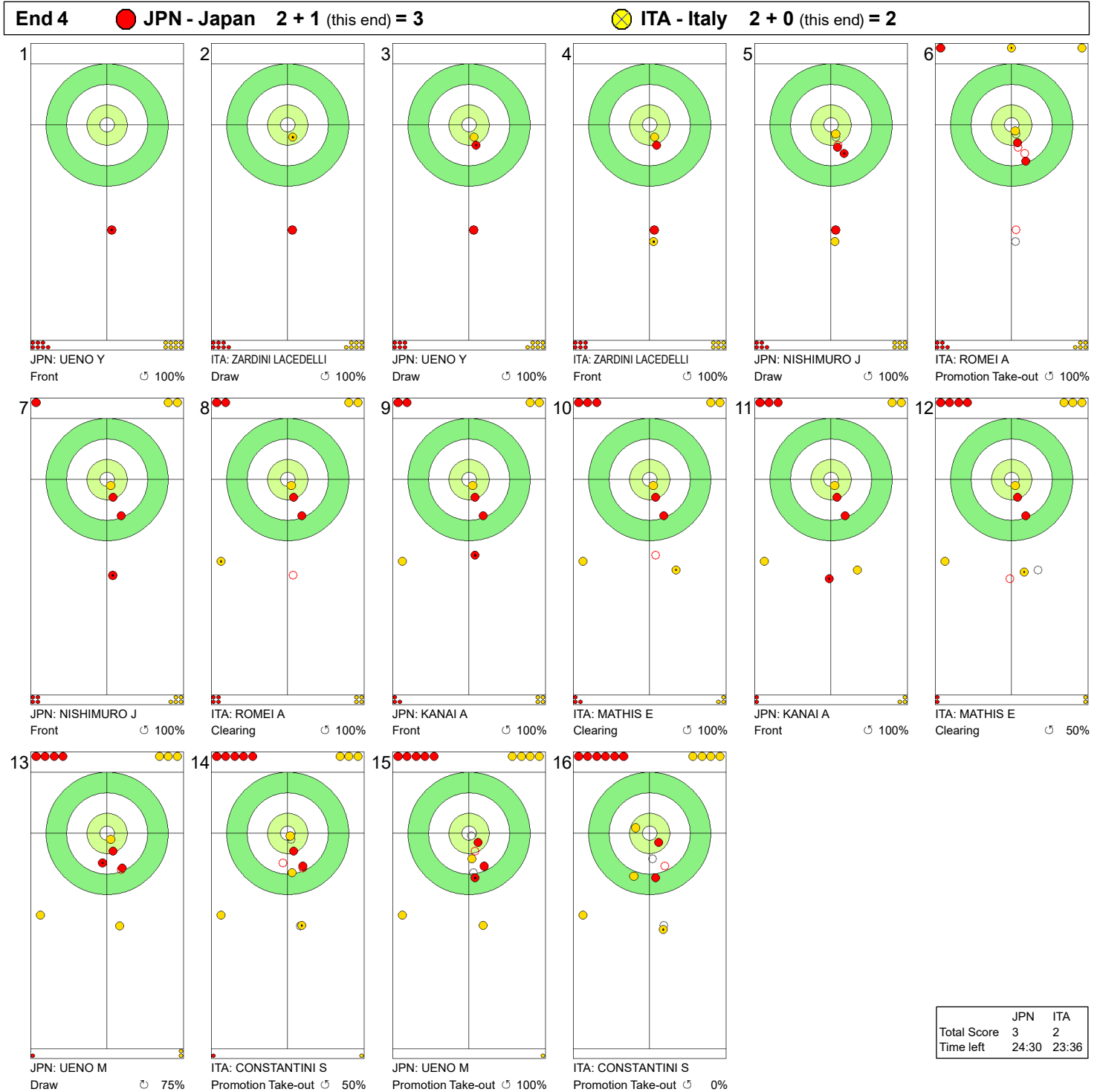
Legend:
 ↻ Clockwise ↺ Counter-clockwise - Not considered

FRI 22 MAR 2024
Start Time 19:00

Round Robin Session 20 - Sheet B

WORLD CURLING

Game - Shot by Shot



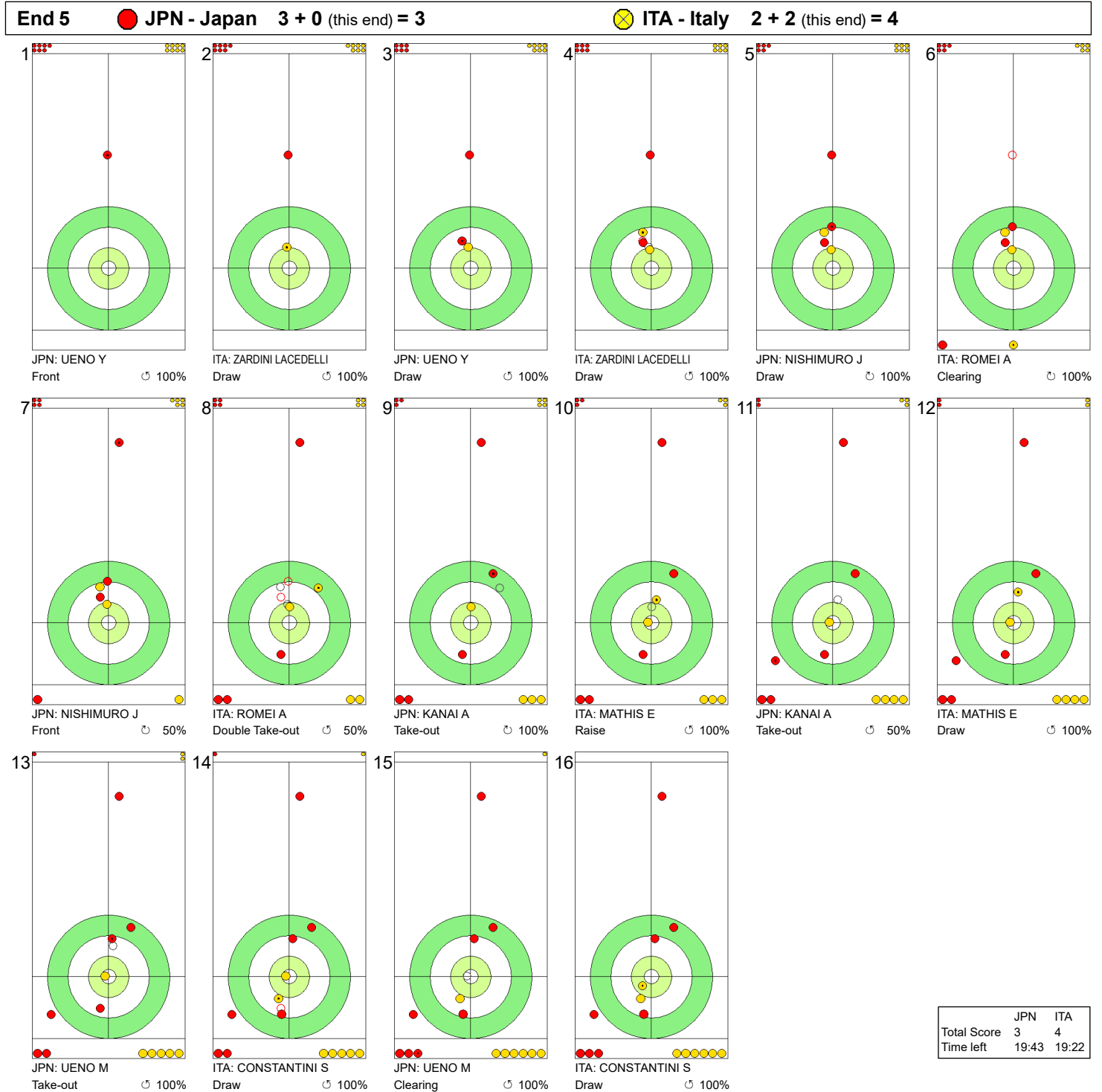
Legend:
 ↻ Clockwise ↺ Counter-clockwise - Not considered

FRI 22 MAR 2024
Start Time 19:00

Round Robin Session 20 - Sheet B

WORLD CURLING

Game - Shot by Shot

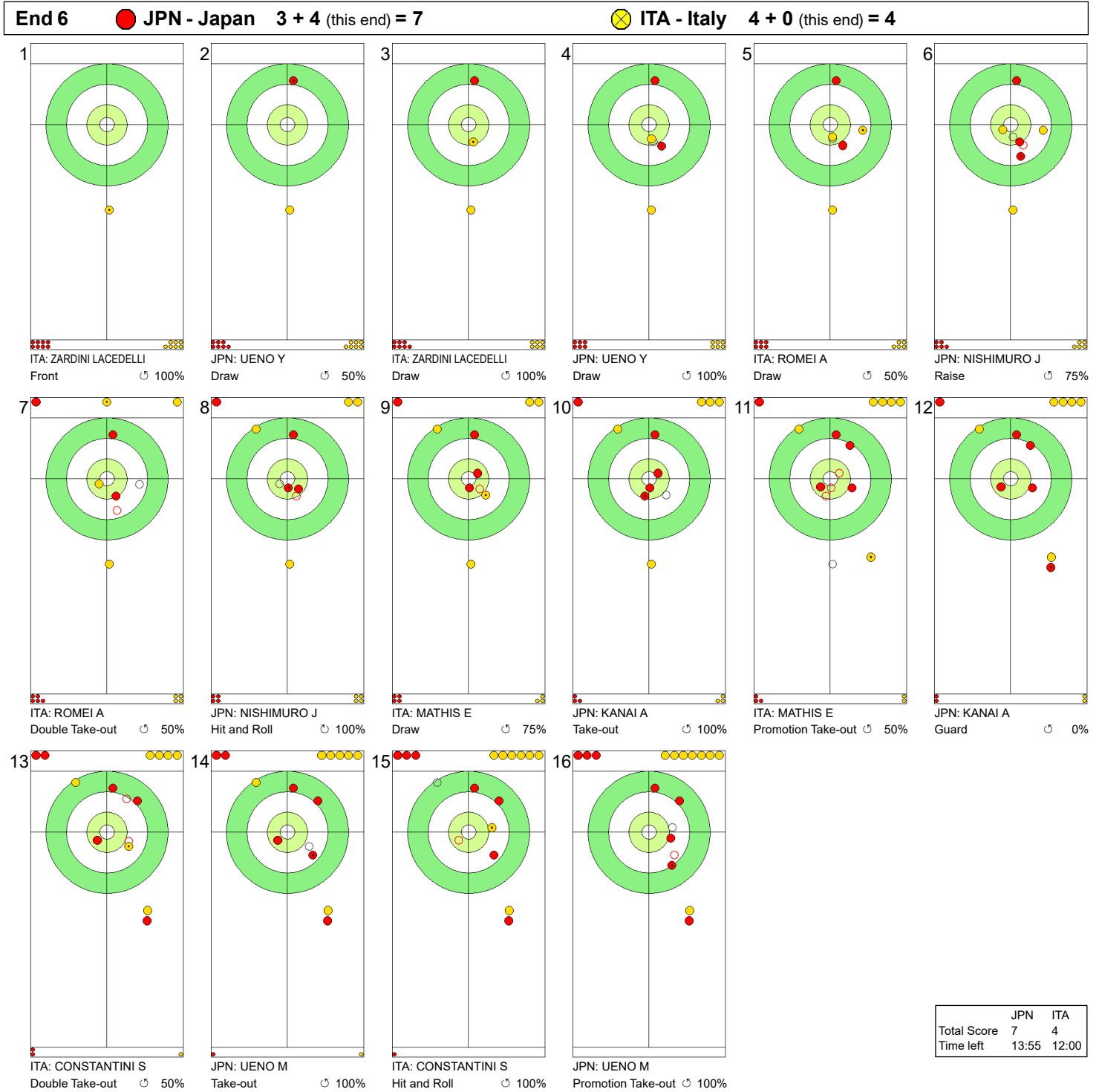


Legend:
 ↻ Clockwise ↺ Counter-clockwise - Not considered

FRI 22 MAR 2024
Start Time 19:00

Round Robin Session 20 - Sheet B

Game - Shot by Shot



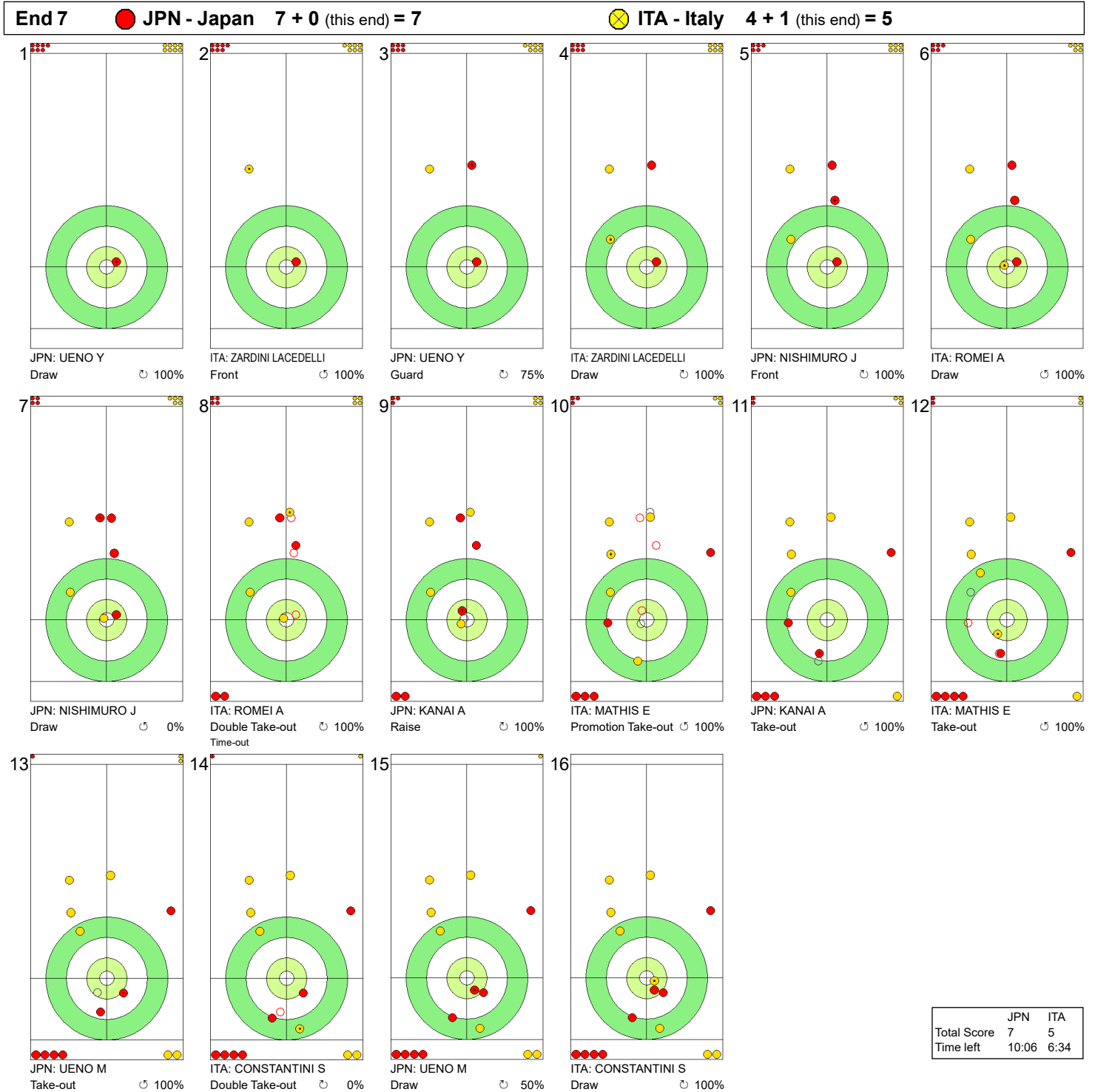
Legend:
 ↻ Clockwise ↺ Counter-clockwise - Not considered

FRI 22 MAR 2024
Start Time 19:00

Round Robin Session 20 - Sheet B

WORLD CURLING

Game - Shot by Shot



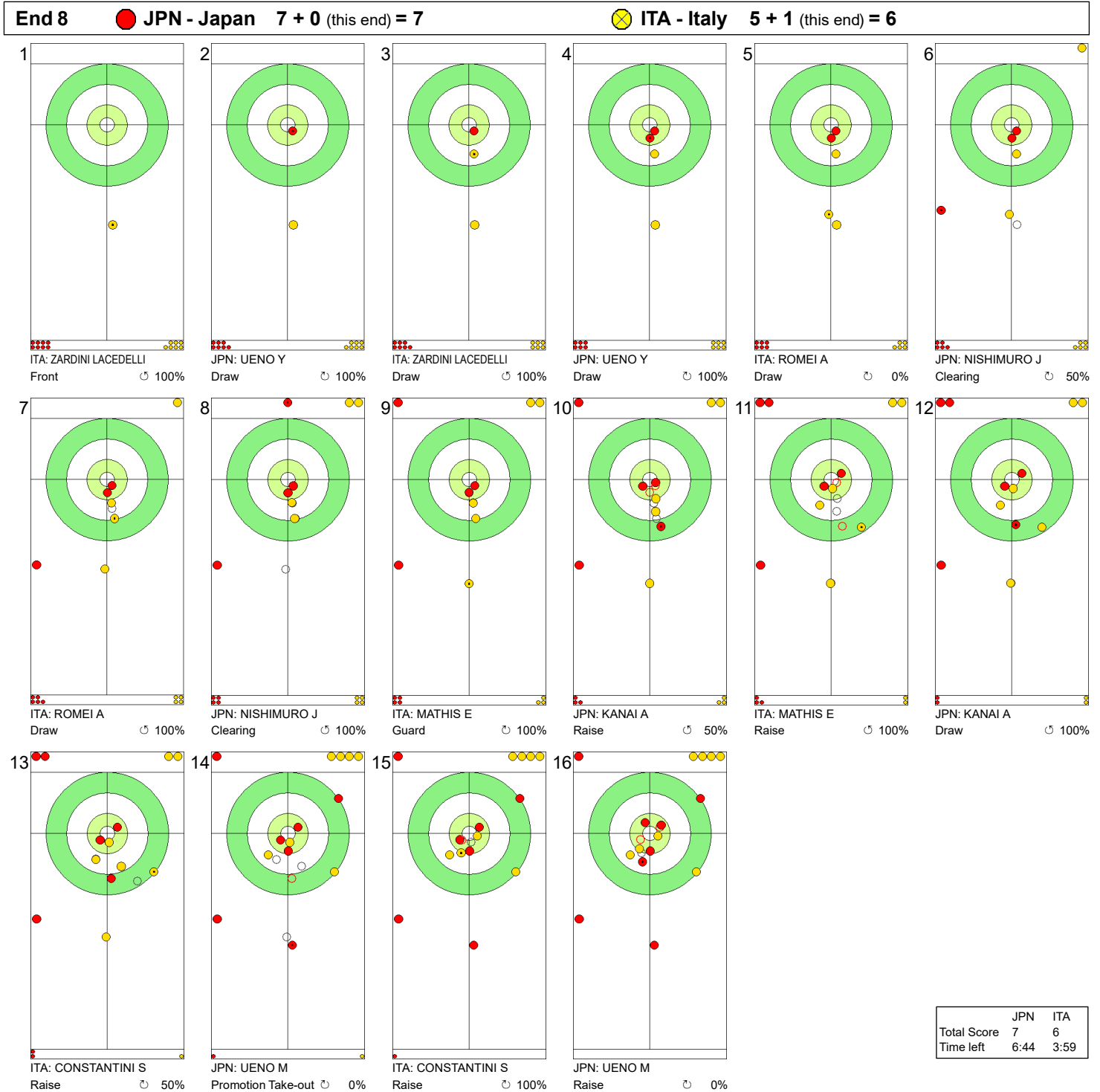
Legend:
 Clockwise Counter-clockwise - Not considered

FRI 22 MAR 2024
Start Time 19:00

Round Robin Session 20 - Sheet B

WORLD CURLING

Game - Shot by Shot



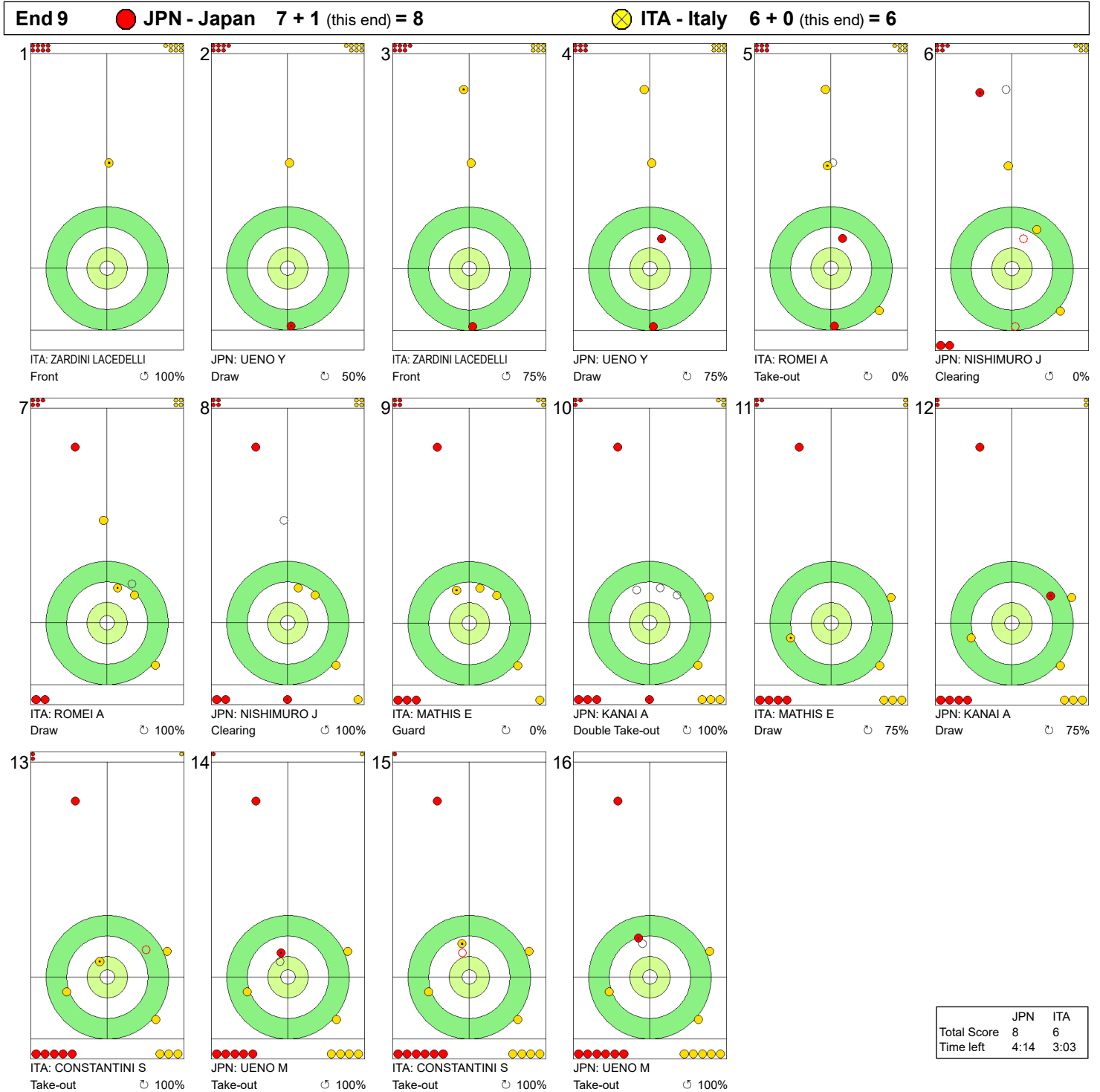
Legend:
 ↻ Clockwise ↺ Counter-clockwise - Not considered

FRI 22 MAR 2024
Start Time 19:00

Round Robin Session 20 - Sheet B

WORLD CURLING

Game - Shot by Shot



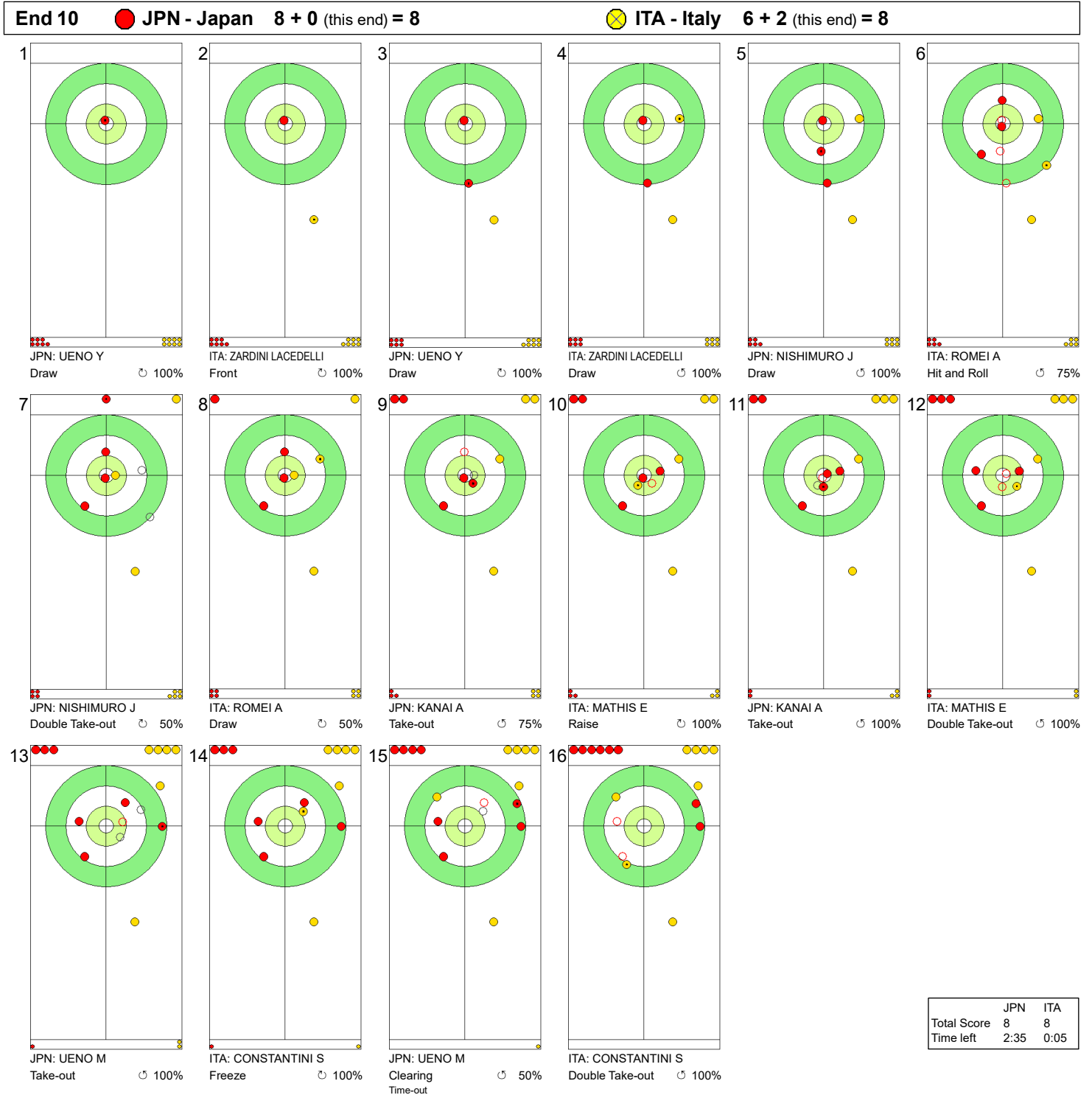
Legend:
 ↻ Clockwise ↺ Counter-clockwise - Not considered

FRI 22 MAR 2024
Start Time 19:00

Round Robin Session 20 - Sheet B

WORLD CURLING

Game - Shot by Shot



Legend:
 ↻ Clockwise ↺ Counter-clockwise - Not considered

FRI 22 MAR 2024
Start Time 19:00

Round Robin Session 20 - Sheet B

WORLD CURLING

Game - Shot by Shot



Legend:
 ↻ Clockwise ↺ Counter-clockwise - Not considered

FRI 22 MAR 2024
Start Time 19:00

Round Robin Session 20 - Sheet C

Game Results

Sheet	Team	LSFE	1	2	3	4	5	6	7	8	9	10	Extra Ends	Total
C	CAN - Canada		0	2	0	1	0	1	0	0	1	0		5
	KOR - Korea	*	1	0	1	0	1	0	1	1	0	1		6

CAN - Canada		Shot Success Game	All
4 S	HOMAN Rachel	83%	89%
3 V	FLEURY Tracy	93%	86%
2	MISKEW Emma	88%	89%
1	WILKES Sarah	99%	91%
A	BROWN Rachel	-	50%
Team Total		90%	88%

KOR - Korea		Shot Success Game	All
4 S	GIM Eunji	85%	81%
3 V	KIM Minji	71%	81%
2	KIM Suji	85%	84%
1	SEOL Yeeun	85%	87%
A	SEOL Yeji	-	88%
Team Total		82%	84%

Last Stone Draw Distance

⌚	FLEURY Tracy	120.1cm
⌚	HOMAN Rachel	12.5cm
Total		132.6cm

Last Stone Draw Distance

⌚	KIM Minji	12.1cm
⌚	GIM Eunji	46.7cm
Total		58.8cm

Time remaining: 1 minute 30 seconds

Time remaining: 0 minutes 45 seconds

Time-out: End 10 - CAN stone 8

Time-out: End 9 - KOR stone 7

Shot Success Analysis

CAN - Canada		⌚	⌚	Game
4	HOMAN Rachel	Draws	7 82%	3 67% 10 78%
		Take-outs	7 82%	3 100% 10 88%
		Total	14 82%	6 83% 20 83%
3	FLEURY Tracy	Draws	1 100%	5 100% 6 100%
		Take-outs	6 88%	8 91% 14 89%
		Total	7 89%	13 94% 20 93%
2	MISKEW Emma	Draws	3 75%	3 100% 6 88%
		Take-outs	6 88%	8 88% 14 88%
		Total	9 83%	11 91% 20 88%
1	WILKES Sarah	Draws	13 98%	7 100% 20 99%
		Take-outs	0 -	0 - 0 -
		Total	13 98%	7 100% 20 99%
A	BROWN Rachel	Draws	0 -	0 - 0 -
		Take-outs	0 -	0 - 0 -
		Total	0 -	0 - 0 -
Team		Draws	24 91%	18 94% 42 92%
		Take-outs	19 86%	19 91% 38 88%
		Total	43 88%	37 93% 80 90%

KOR - Korea		⌚	⌚	Game
4	GIM Eunji	Draws	5 75%	7 96% 12 88%
		Take-outs	6 92%	2 50% 8 81%
		Total	11 84%	9 86% 20 85%
3	KIM Minji	Draws	4 69%	2 100% 6 79%
		Take-outs	8 75%	6 58% 14 68%
		Total	12 73%	8 69% 20 71%
2	KIM Suji	Draws	10 83%	2 88% 12 83%
		Take-outs	2 75%	6 92% 8 88%
		Total	12 81%	8 91% 20 85%
1	SEOL Yeeun	Draws	7 89%	13 83% 20 85%
		Take-outs	0 -	0 - 0 -
		Total	7 89%	13 83% 20 85%
A	SEOL Yeji	Draws	0 -	0 - 0 -
		Take-outs	0 -	0 - 0 -
		Total	0 -	0 - 0 -
Team		Draws	26 81%	24 89% 50 85%
		Take-outs	16 81%	14 71% 30 77%
		Total	42 81%	38 82% 80 82%

Note:
Position and function for each team member:
4 = Fourth, 3 = Third, 2 = Second, 1 = Lead, A = Alternate, S = Skip, V = Vice-Skip

Legend:
⌚ Clockwise ⌚ Counter-clockwise LSFE(*) Last Stone First End

FRI 22 MAR 2024
Start Time 19:00

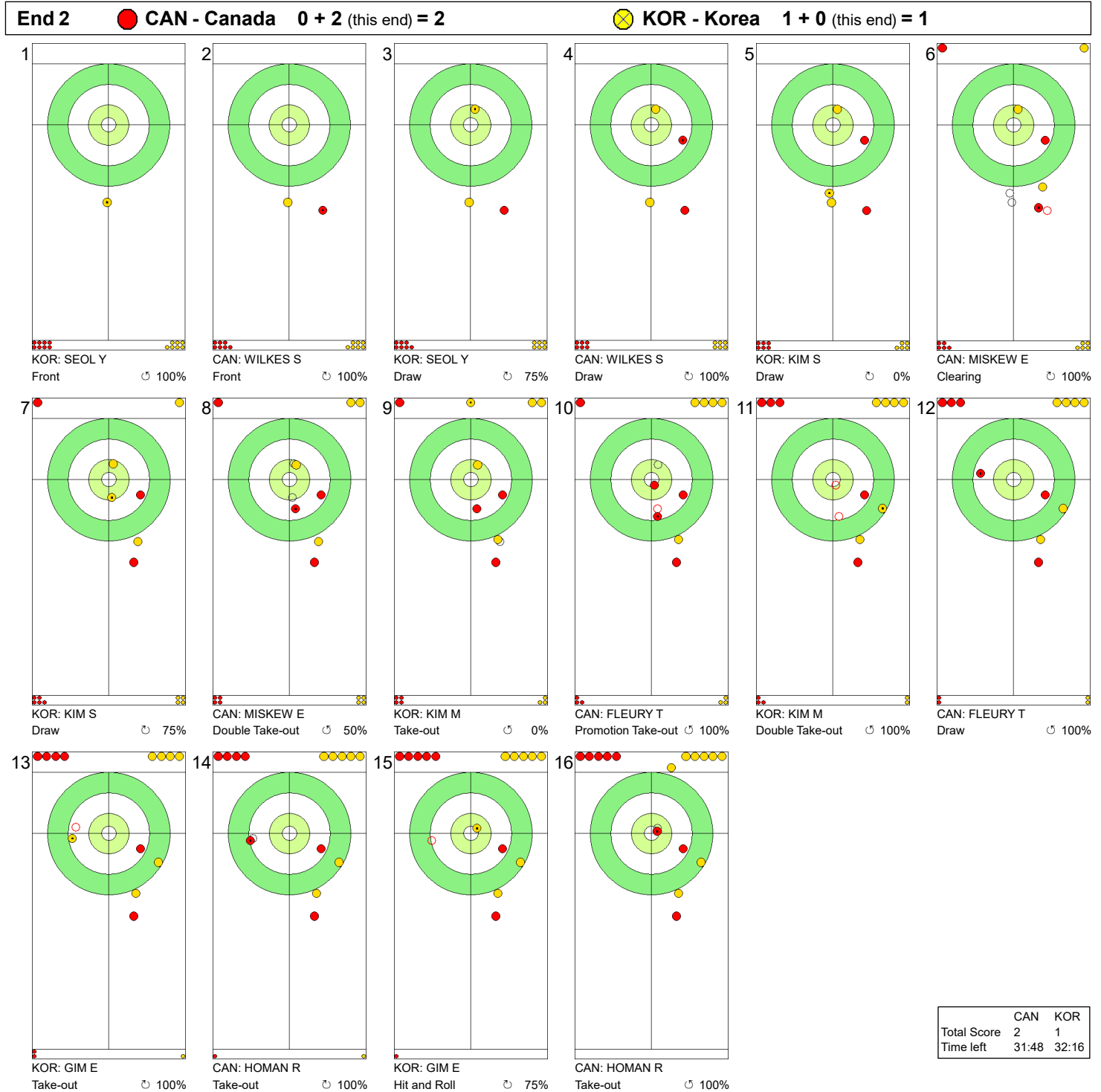
Round Robin Session 20 - Sheet C

Game - Shot by Shot

End 1 ● CAN - Canada 0 + 0 (this end) = 0				⊗ KOR - Korea 0 + 1 (this end) = 1												
1		2		3		4										
	CAN: WILKES S Front ⌚ 100%		KOR: SEOL Y Draw ⌚ 100%		CAN: WILKES S Draw ⌚ 100%		KOR: SEOL Y Draw ⌚ 50%									
5	6	7	8	9	10	11	12									
	CAN: MISKEEW E Draw ⌚ 100%	KOR: KIM S Take-out ⌚ 100%	CAN: MISKEEW E Clearing ⌚ 100%	KOR: KIM S Raise ⌚ 100%	CAN: FLEURY T Take-out ⌚ 50%	KOR: KIM M Hit and Roll ⌚ 100%	CAN: FLEURY T Hit and Roll ⌚ 100%									
13	14	15	16	<table border="1" style="float: right; border-collapse: collapse;"> <thead> <tr> <th></th> <th>CAN</th> <th>KOR</th> </tr> </thead> <tbody> <tr> <td>Total Score</td> <td>0</td> <td>1</td> </tr> <tr> <td>Time left</td> <td>34:00</td> <td>34:28</td> </tr> </tbody> </table>					CAN	KOR	Total Score	0	1	Time left	34:00	34:28
	CAN	KOR														
Total Score	0	1														
Time left	34:00	34:28														
	CAN: HOMAN R Hit and Roll ⌚ 100%	KOR: GIM E Promotion Take-out ⌚ 0%	CAN: HOMAN R Draw ⌚ 100%	KOR: GIM E Double Take-out ⌚ 100%												

Legend:
⌚ Clockwise ⌚ Counter-clockwise - Not considered

Game - Shot by Shot

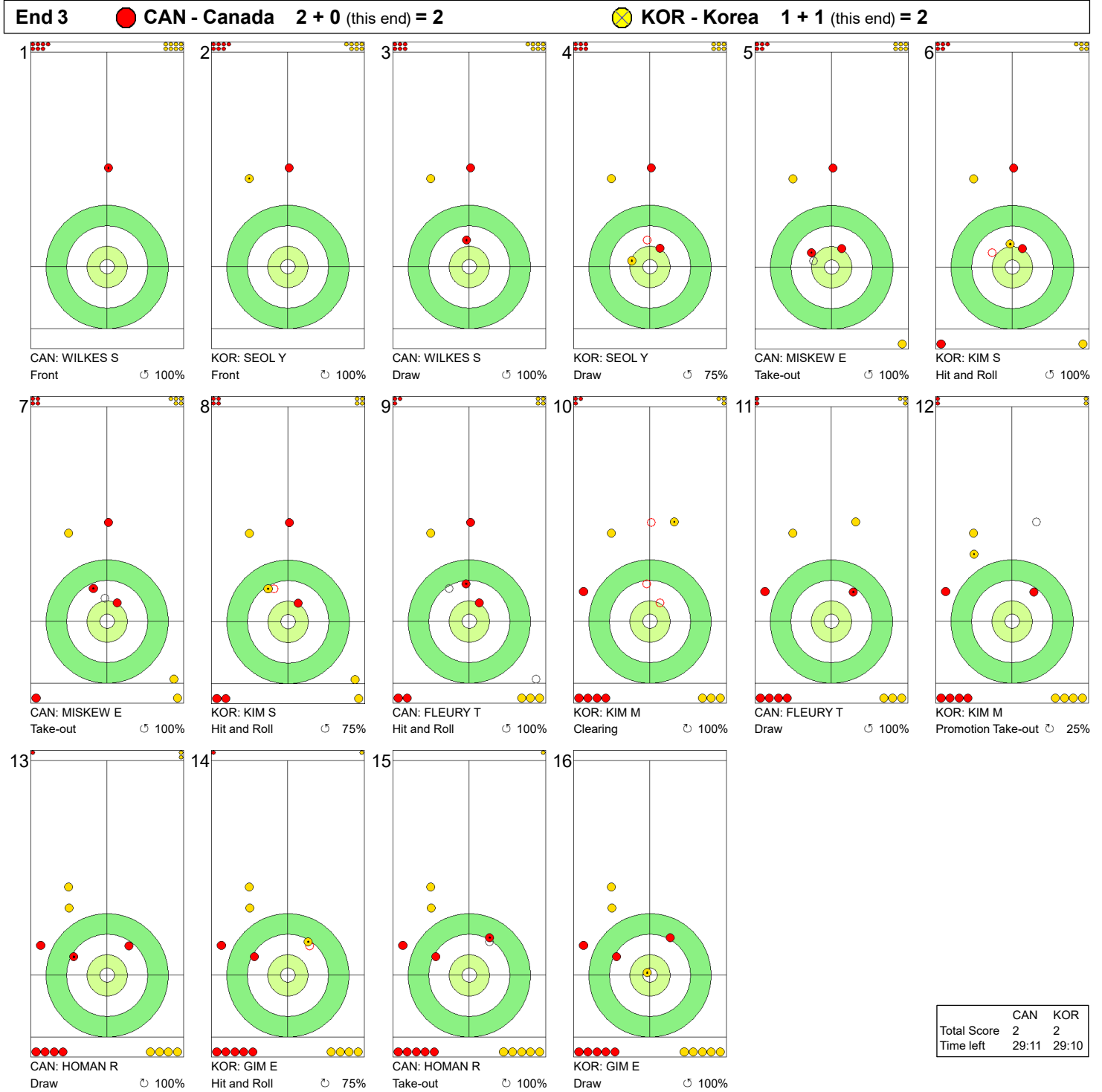


Legend:
 ↻ Clockwise ↺ Counter-clockwise - Not considered

FRI 22 MAR 2024
Start Time 19:00

Round Robin Session 20 - Sheet C

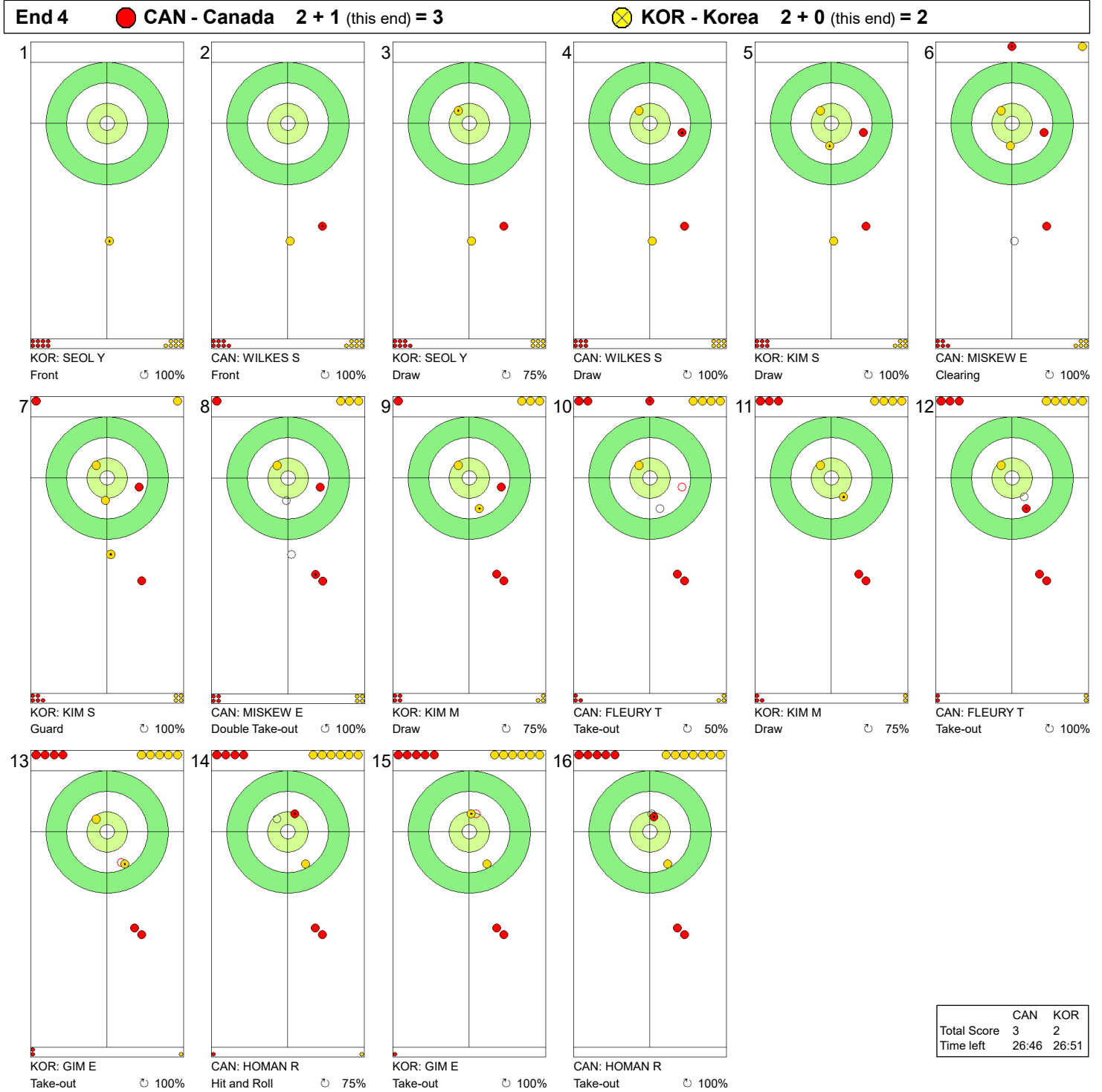
Game - Shot by Shot



FRI 22 MAR 2024
Start Time 19:00

Round Robin Session 20 - Sheet C

Game - Shot by Shot



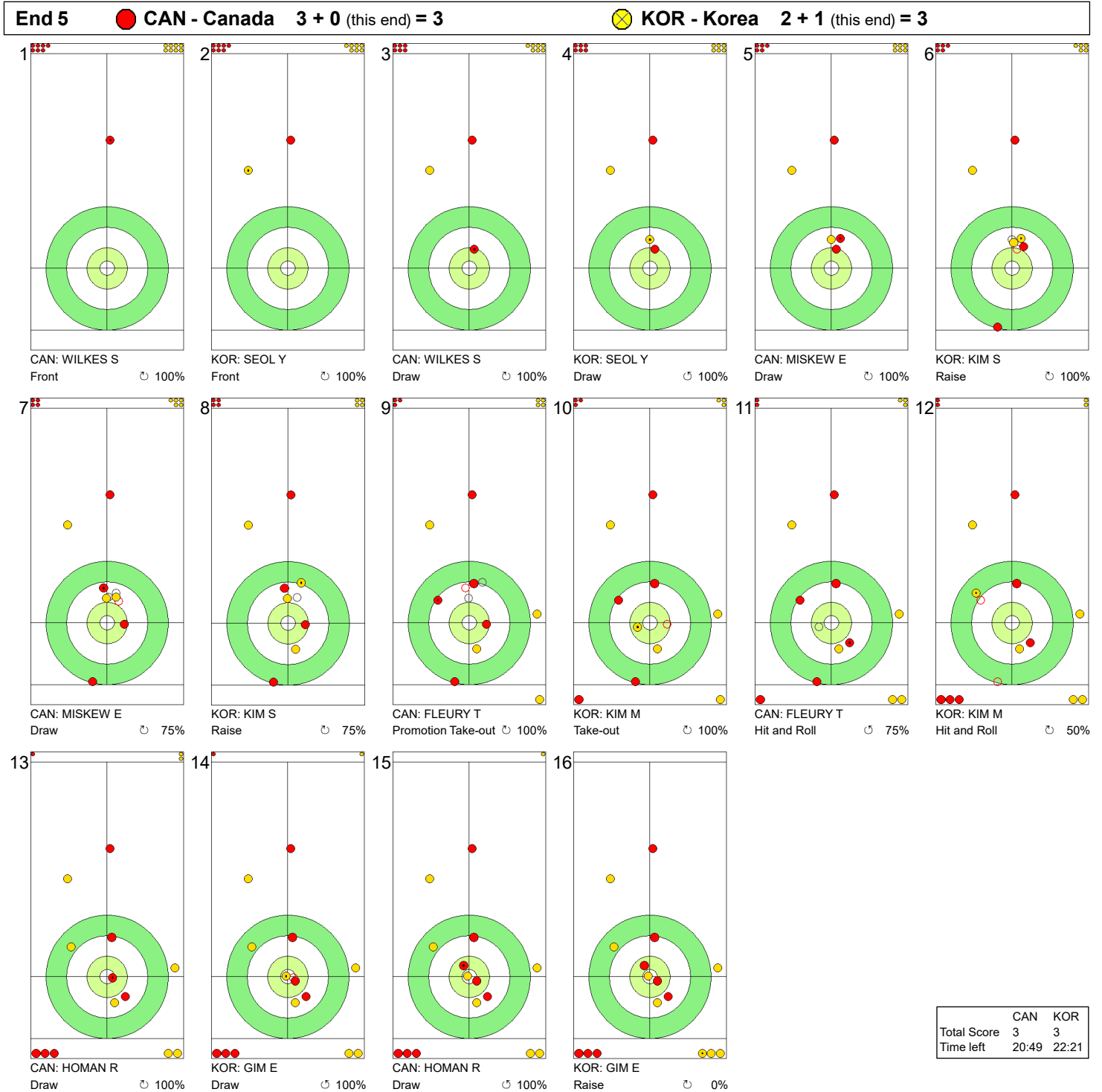
Legend:
 ↻ Clockwise ↺ Counter-clockwise - Not considered

FRI 22 MAR 2024
Start Time 19:00

Round Robin Session 20 - Sheet C

WORLD CURLING

Game - Shot by Shot



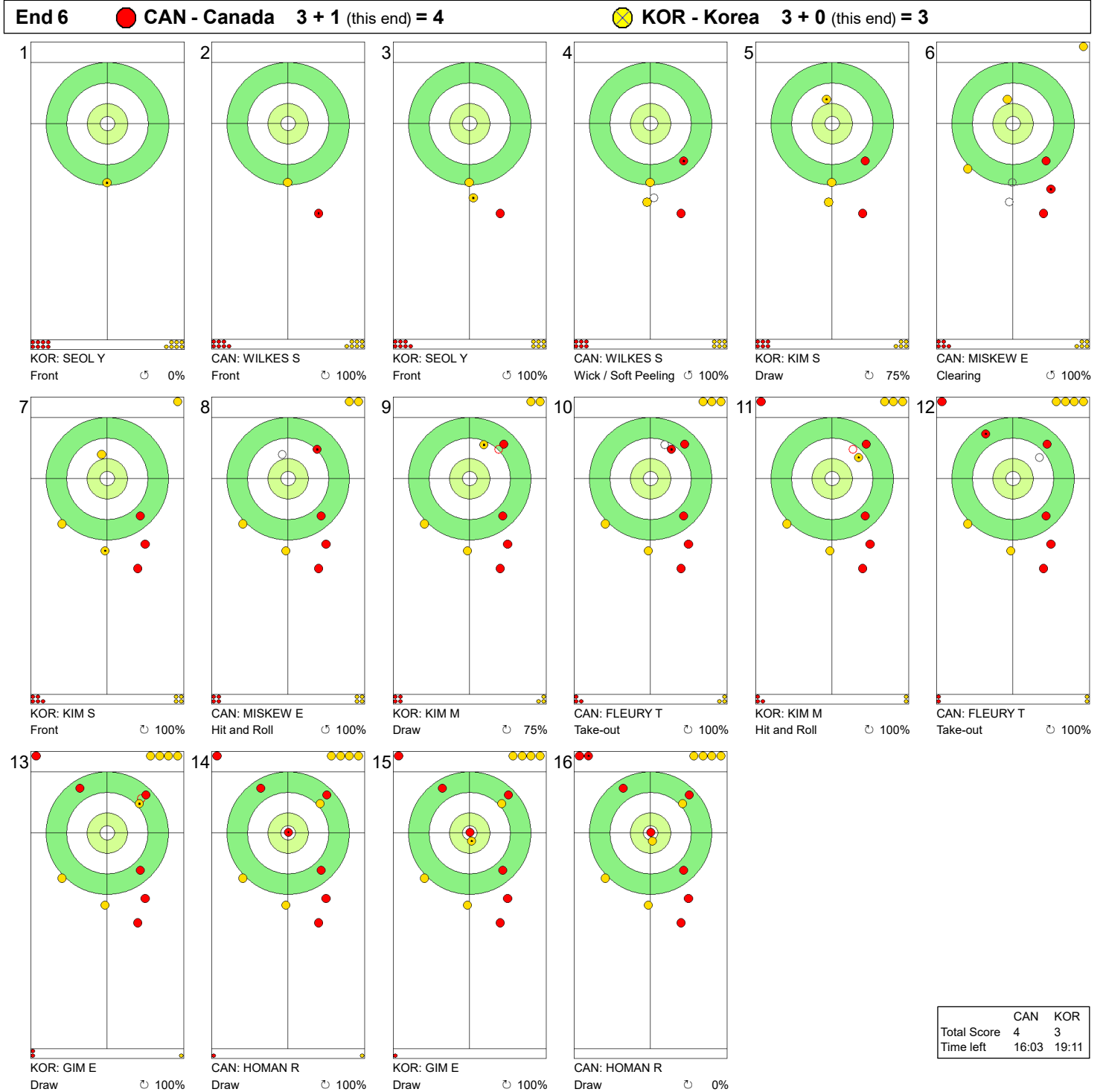
Legend:
 ↻ Clockwise ↺ Counter-clockwise - Not considered

FRI 22 MAR 2024
Start Time 19:00

Round Robin Session 20 - Sheet C

WORLD CURLING

Game - Shot by Shot



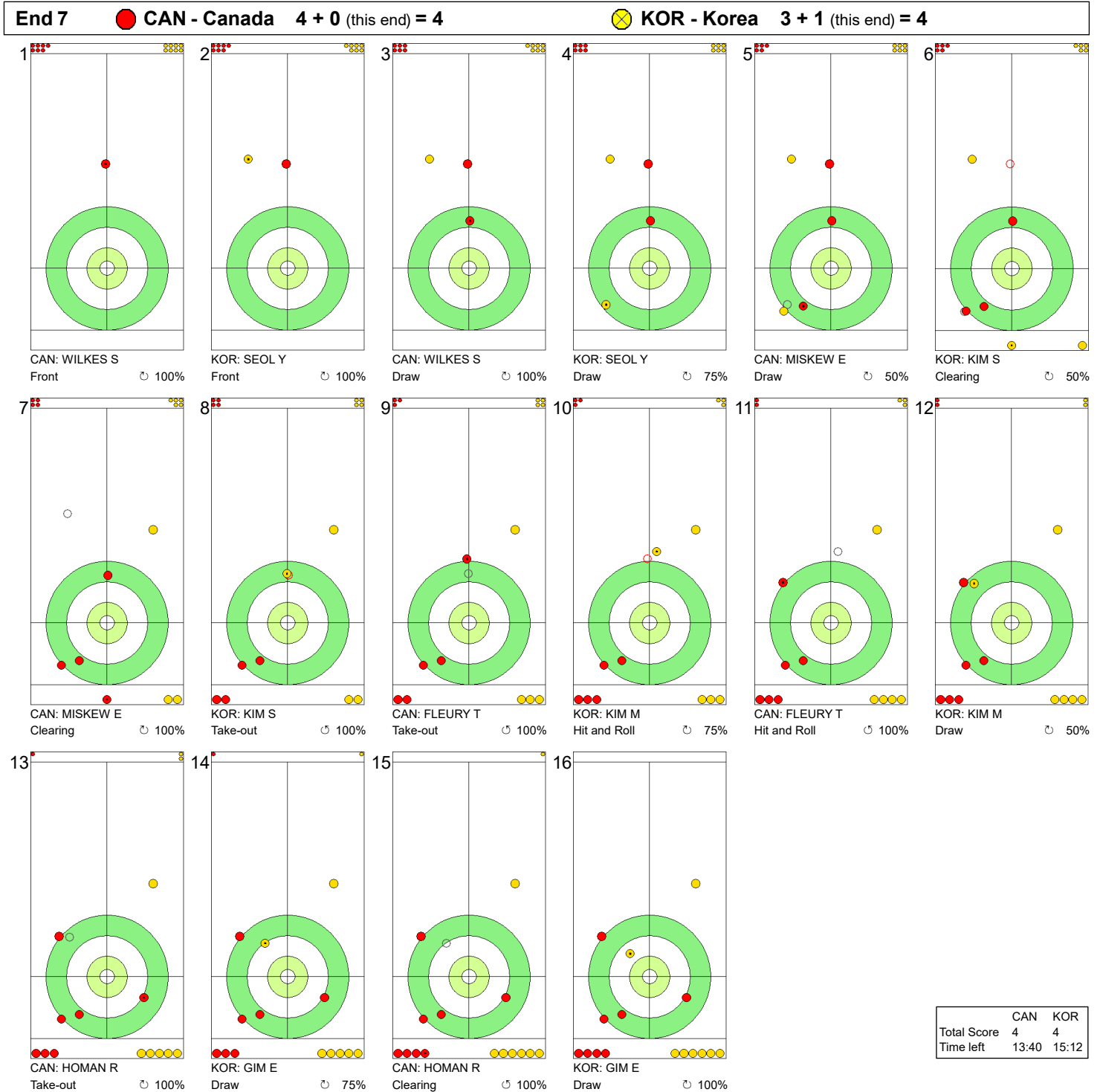
Legend:
 ↻ Clockwise ↺ Counter-clockwise - Not considered

FRI 22 MAR 2024
Start Time 19:00

Round Robin Session 20 - Sheet C

WORLD CURLING

Game - Shot by Shot



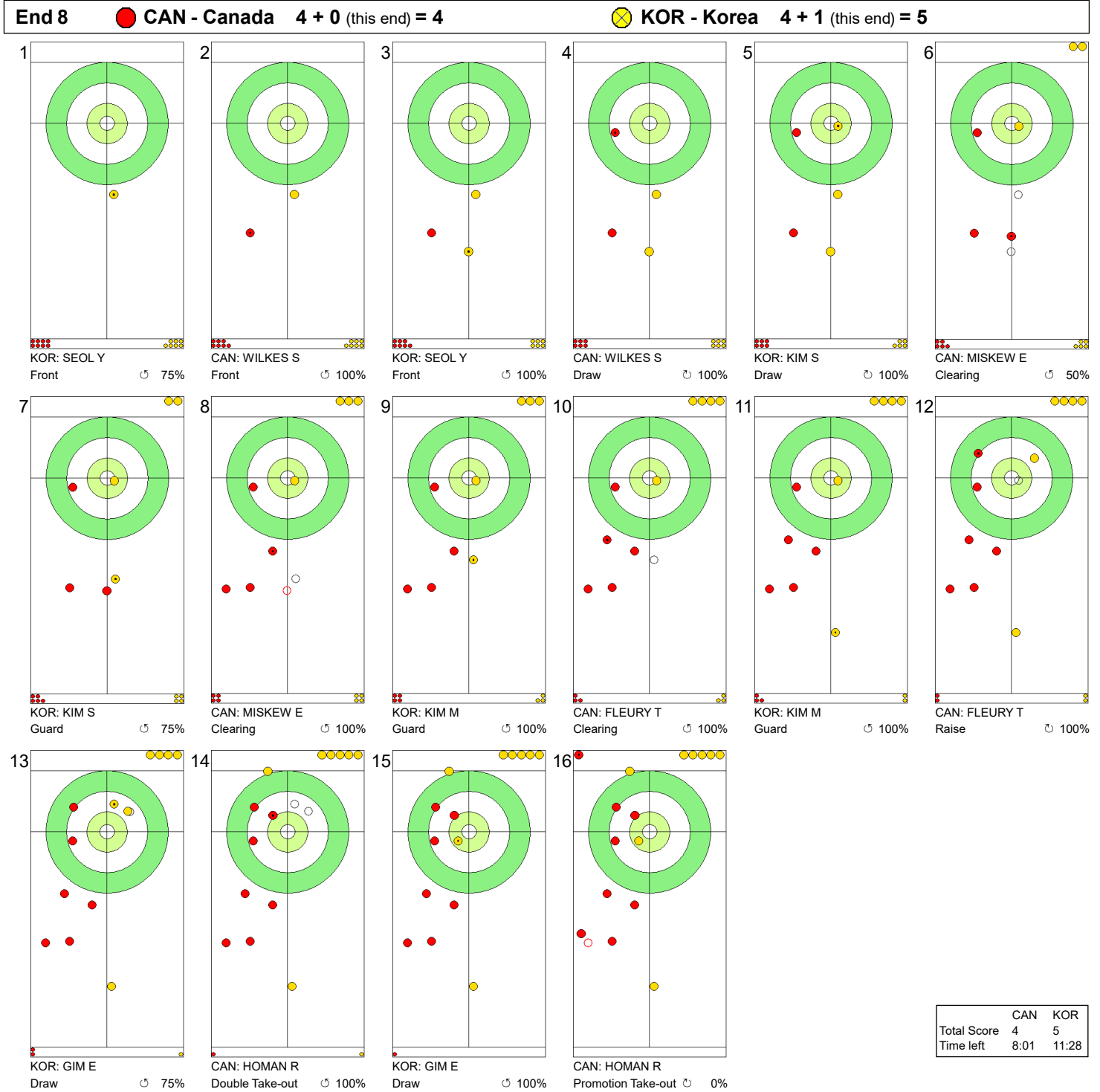
Legend:
 ↻ Clockwise ↺ Counter-clockwise - Not considered

FRI 22 MAR 2024
Start Time 19:00

Round Robin Session 20 - Sheet C

WORLD CURLING

Game - Shot by Shot



Legend:
 ↻ Clockwise ↺ Counter-clockwise - Not considered

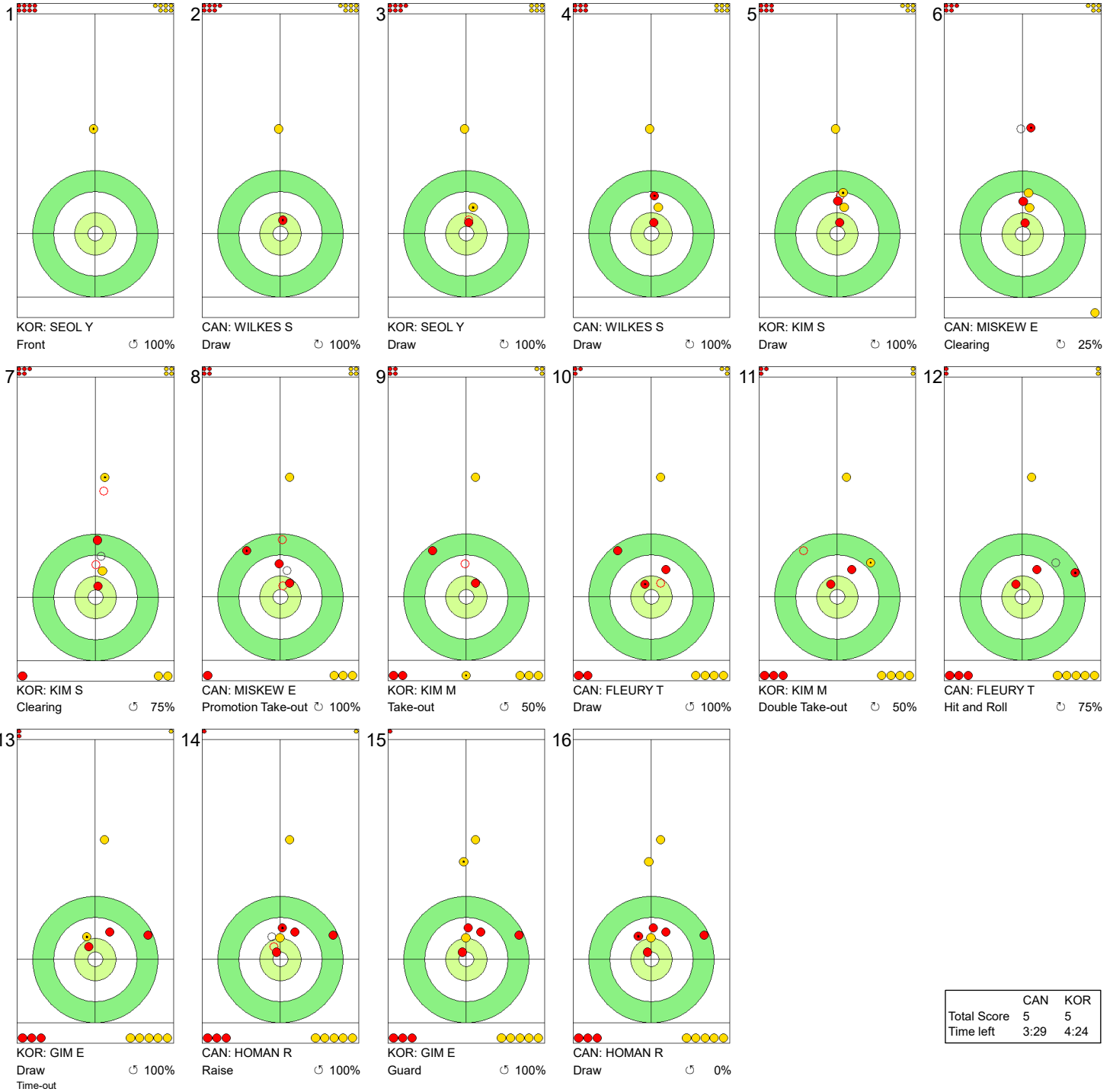
FRI 22 MAR 2024
Start Time 19:00

Round Robin Session 20 - Sheet C

WORLD CURLING

Game - Shot by Shot

End 9 **CAN - Canada 4 + 1 (this end) = 5** **KOR - Korea 5 + 0 (this end) = 5**



	CAN	KOR
Total Score	5	5
Time left	3:29	4:24

Legend:
 ↻ Clockwise ↺ Counter-clockwise - Not considered

FRI 22 MAR 2024
Start Time 19:00

Round Robin Session 20 - Sheet C

WORLD CURLING

Game - Shot by Shot

End 10 ● **CAN - Canada** 5 + 0 (this end) = 5 ● **KOR - Korea** 5 + 1 (this end) = 6



	CAN	KOR
Total Score	5	6
Time left	1:30	0:45

Legend:
 ↻ Clockwise ↺ Counter-clockwise - Not considered

FRI 22 MAR 2024
Start Time 19:00

Round Robin Session 20 - Sheet D

Game Results

Sheet	Team	LSFE	1	2	3	4	5	6	7	8	9	10	Extra Ends	Total
D	NZL - New Zealand		0	1	0	0	0	2	X	X	X	X		3
	USA - United States	*	2	0	3	2	2	0	X	X	X	X		9

NZL - New Zealand		Shot Success Game	All
4 V	SMITH Jessica	54%	63%
3	SMITH Courtney	69%	66%
2 S	BECKER Bridget	81%	65%
1	THOMPSON Holly	67%	78%
A	THURLOW Natalie	-	76%
Team Total		68%	68%

USA - United States		Shot Success Game	All
4 S	PETERSON Tabitha	75%	77%
3 V	THIESSE Cory	85%	83%
2	PETERSON Tara	94%	86%
1	HAMILTON Becca	92%	85%
A	PERSINGER Vicky	-	87%
Team Total		86%	83%

Last Stone Draw		Distance
↻	SMITH Jessica	42.1cm
↻	THOMPSON Holly	97.0cm
Total		139.1cm

Last Stone Draw		Distance
↻	THIESSE Cory	16.6cm
↻	HAMILTON Becca	11.3cm
Total		27.9cm

Time remaining: 18 minutes 49 seconds

Time remaining: 15 minutes 16 seconds

Shot Success Analysis

NZL - New Zealand		↻	↻	Game
4	SMITH Jessica	Draws 3 17%	6 63%	9 47%
		Take-outs 1 75%	2 75%	3 75%
		Total 4 31%	8 66%	12 54%
3	SMITH Courtney	Draws 4 75%	2 63%	6 71%
		Take-outs 3 83%	3 50%	6 67%
		Total 7 79%	5 55%	12 69%
2	BECKER Bridget	Draws 2 100%	4 94%	6 96%
		Take-outs 4 63%	2 75%	6 67%
		Total 6 75%	6 88%	12 81%
1	THOMPSON Holly	Draws 7 71%	3 83%	10 75%
		Take-outs 1 50%	1 0%	2 25%
		Total 8 69%	4 63%	12 67%
A	THURLOW Natalie	Draws 0 -	0 -	0 -
		Take-outs 0 -	0 -	0 -
		Total 0 -	0 -	0 -
Team		Draws 16 66%	15 75%	31 70%
		Take-outs 9 69%	8 56%	17 63%
		Total 25 67%	23 68%	48 68%

USA - United States		↻	↻	Game
4	PETERSON Tabitha	Draws 6 67%	2 100%	8 75%
		Take-outs 4 75%	0 -	4 75%
		Total 10 70%	2 100%	12 75%
3	THIESSE Cory	Draws 3 100%	2 88%	5 95%
		Take-outs 2 88%	5 75%	7 79%
		Total 5 95%	7 79%	12 85%
2	PETERSON Tara	Draws 0 -	3 100%	3 100%
		Take-outs 6 96%	3 83%	9 92%
		Total 6 96%	6 92%	12 94%
1	HAMILTON Becca	Draws 5 90%	6 92%	11 91%
		Take-outs 1 100%	0 -	1 100%
		Total 6 92%	6 92%	12 92%
A	PERSINGER Vicky	Draws 0 -	0 -	0 -
		Take-outs 0 -	0 -	0 -
		Total 0 -	0 -	0 -
Team		Draws 14 82%	13 94%	27 88%
		Take-outs 13 88%	8 78%	21 85%
		Total 27 85%	21 88%	48 86%

Note:
Position and function for each team member:
4 = Fourth, 3 = Third, 2 = Second, 1 = Lead, A = Alternate, S = Skip, V = Vice-Skip

Legend:
↻ Clockwise ↻ Counter-clockwise LSFE(*) Last Stone First End
X Unplayed/unfinished end due to concession

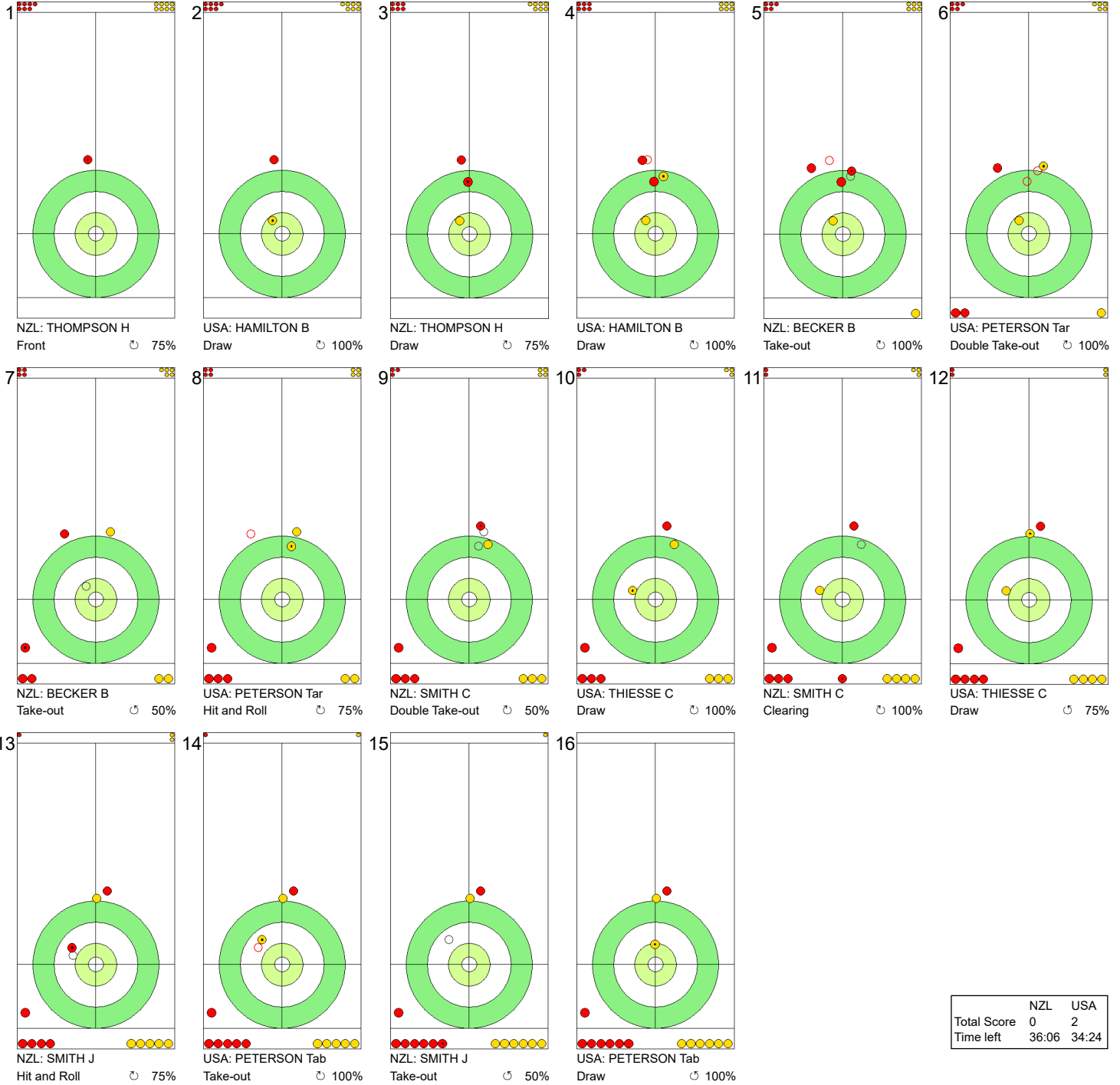
FRI 22 MAR 2024
Start Time 19:00

Round Robin Session 20 - Sheet D

WORLD CURLING

Game - Shot by Shot

End 1 ● **NZL - New Zealand** 0 + 0 (this end) = 0 ⊗ **USA - United States** 0 + 2 (this end) = 2



	NZL	USA
Total Score	0	2
Time left	36:06	34:24

Legend:
↻ Clockwise ↻ Counter-clockwise - Not considered

FRI 22 MAR 2024
Start Time 19:00

Round Robin Session 20 - Sheet D

WORLD CURLING

Game - Shot by Shot

End 2 ● **NZL - New Zealand 0 + 1** (this end) = 1 ● **USA - United States 2 + 0** (this end) = 2



	NZL	USA
Total Score	1	2
Time left	32:53	29:15

Legend:
 ↻ Clockwise ↺ Counter-clockwise - Not considered

FRI 22 MAR 2024
Start Time 19:00

Round Robin Session 20 - Sheet D

WORLD CURLING

Game - Shot by Shot

End 3 ● **NZL - New Zealand** 1 + 0 (this end) = 1 ⊗ **USA - United States** 2 + 3 (this end) = 5



	NZL	USA
Total Score	1	5
Time left	29:54	25:18

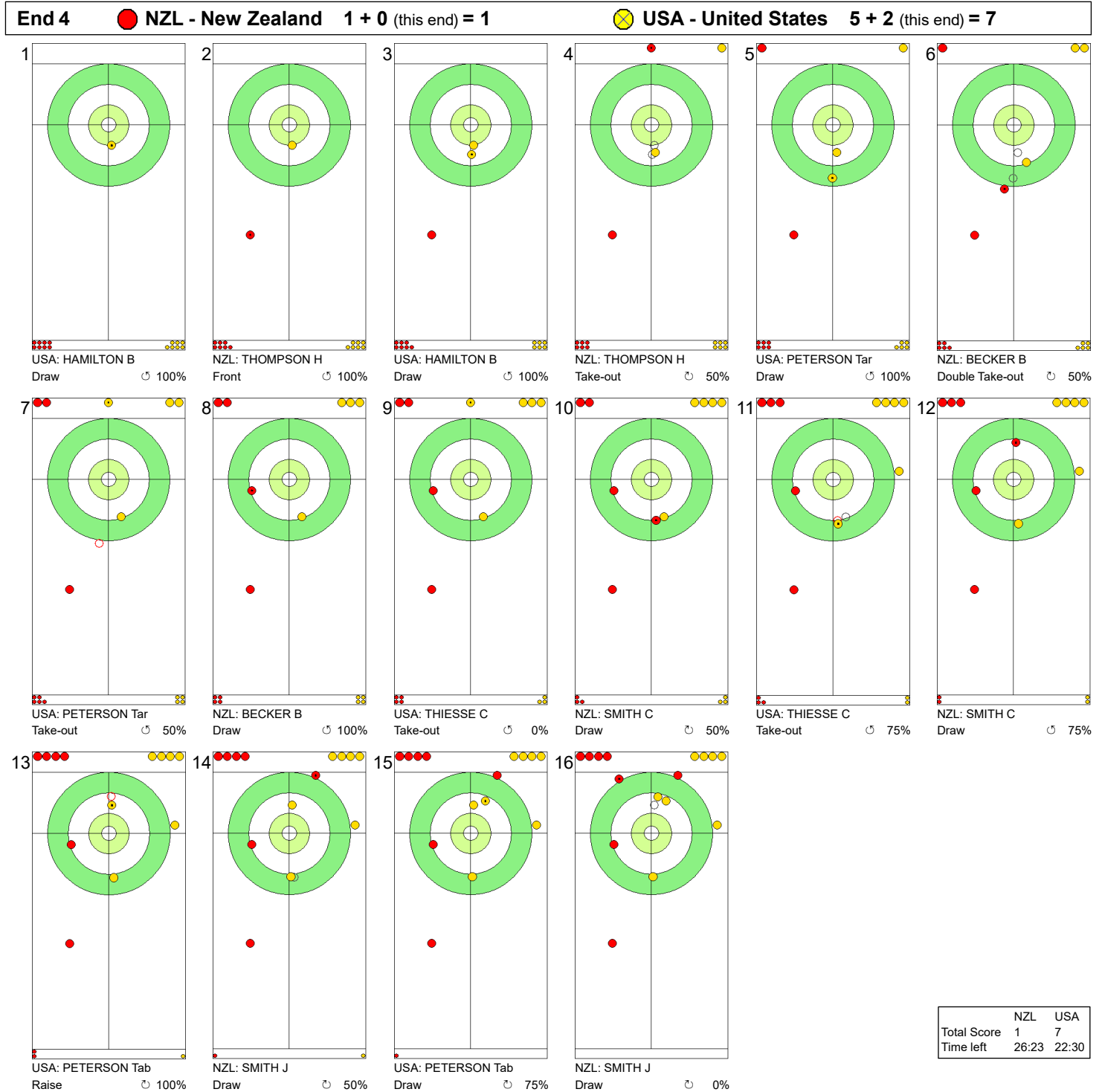
Legend:
↻ Clockwise ↺ Counter-clockwise - Not considered

FRI 22 MAR 2024
Start Time 19:00

Round Robin Session 20 - Sheet D

WORLD
CURLING

Game - Shot by Shot



Legend:
 ↻ Clockwise ↺ Counter-clockwise - Not considered

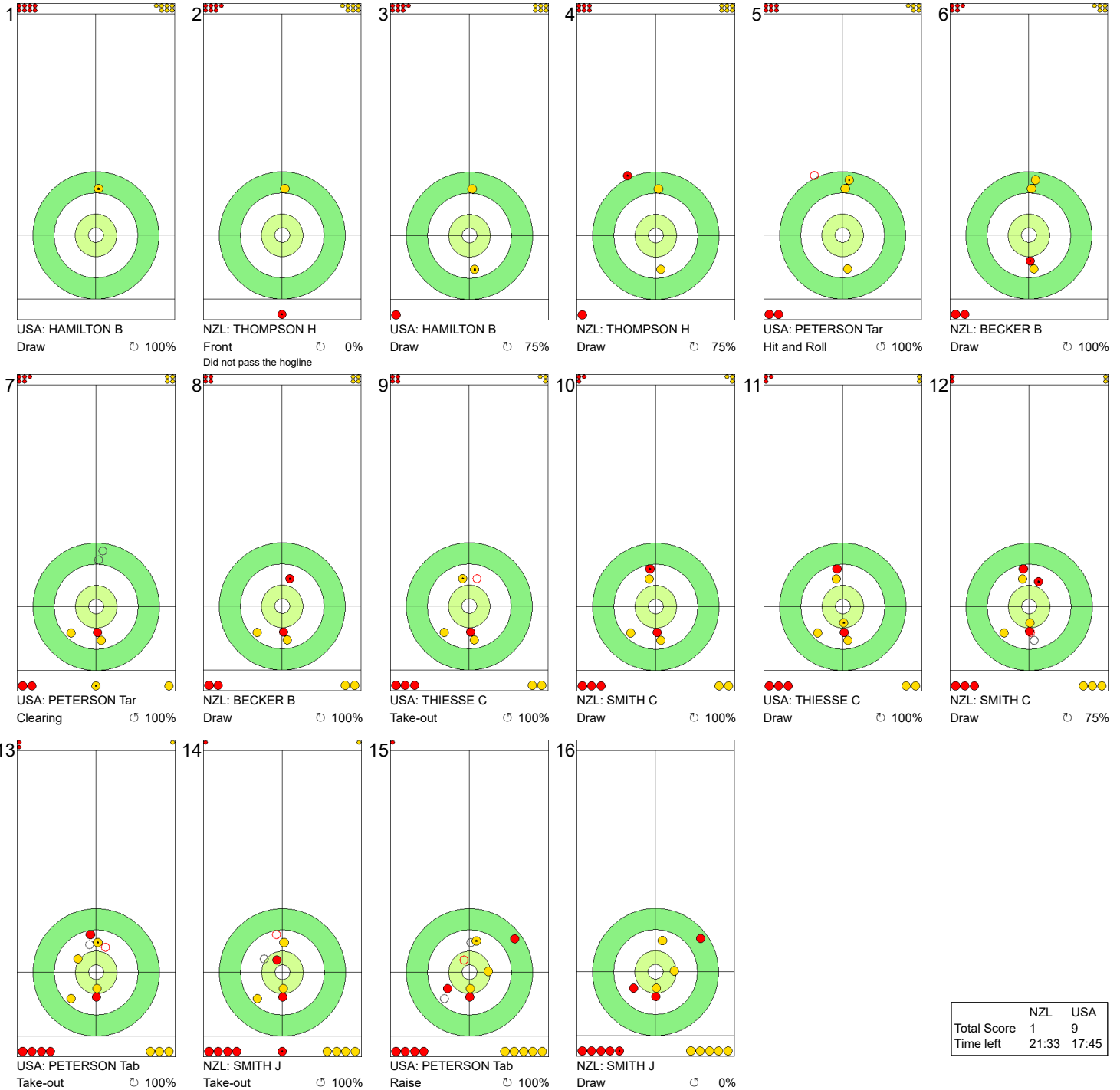
FRI 22 MAR 2024
Start Time 19:00

Round Robin Session 20 - Sheet D

WORLD CURLING

Game - Shot by Shot

End 5 ● **NZL - New Zealand 1 + 0 (this end) = 1** ⊗ **USA - United States 7 + 2 (this end) = 9**



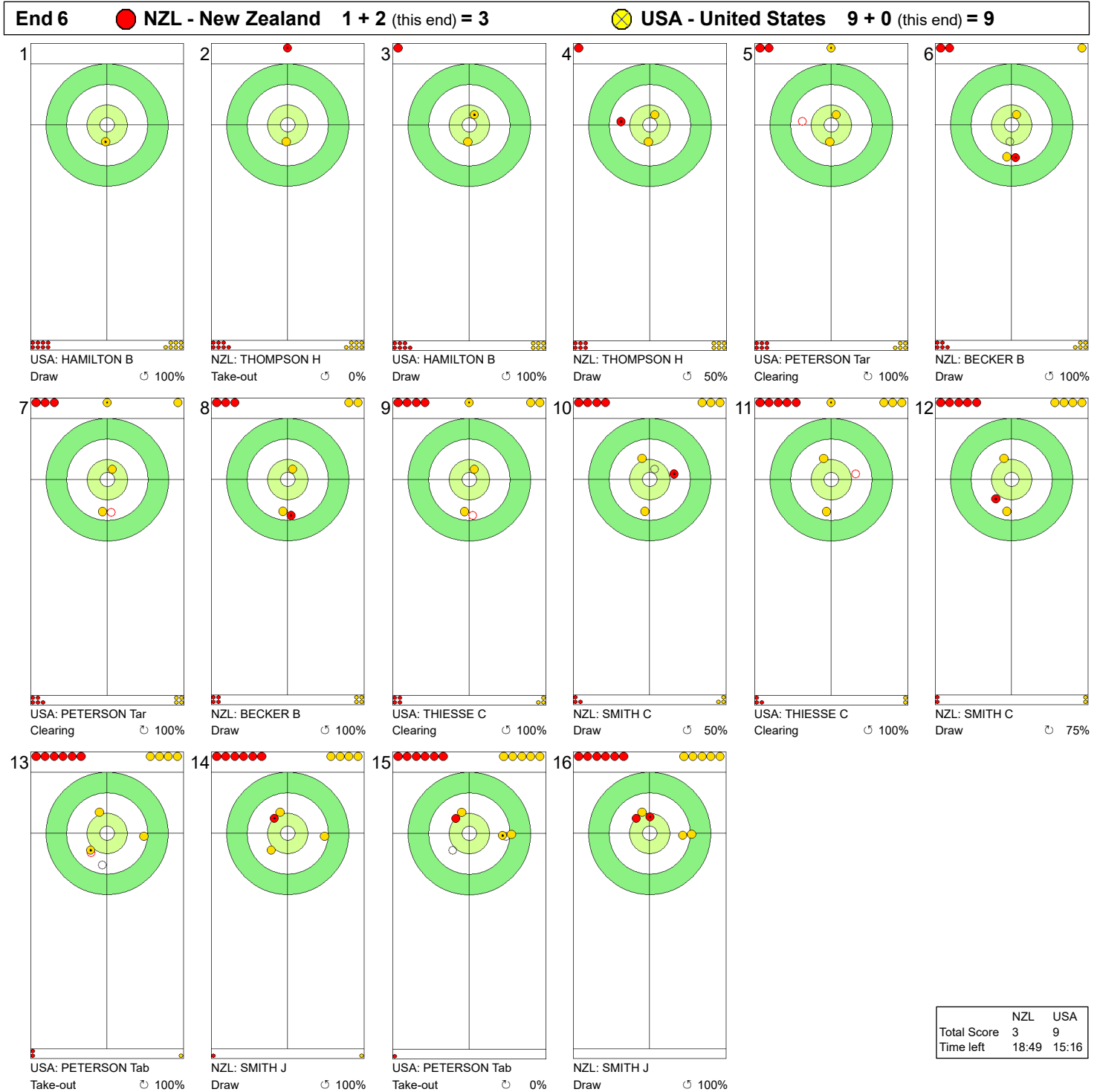
	NZL	USA
Total Score	1	9
Time left	21:33	17:45

Legend:
↻ Clockwise ↺ Counter-clockwise - Not considered

FRI 22 MAR 2024
Start Time 19:00

Round Robin Session 20 - Sheet D

Game - Shot by Shot



Legend:
 Clockwise
 Counter-clockwise
 - Not considered

FRI 22 MAR 2024
Start Time 14:00

Round Robin Session 19

**WORLD
CURLING**

Session Results and Standings

Sheet	Team	LSD/LSFE	1	2	3	4	5	6	7	8	9	10	Extra Ends	Total
A	KOR - Korea	52.1cm *	0	1	0	0	2	0	4	0	2	X		9
	DEN - Denmark	99.2cm	0	0	0	2	0	1	0	2	0	X		5
B	CAN - Canada	141.9cm *	0	3	0	1	2	0	2	X	X	X		8
	SCO - Scotland	288.2cm	0	0	1	0	0	1	0	X	X	X		2
C	TUR - Türkiye	72.6cm *	2	1	0	1	0	3	1	0	0	1		9
	NZL - New Zealand	160.1cm	0	0	1	0	3	0	0	1	1	0		6
D	SWE - Sweden	43.9cm *	1	0	0	0	0	0	0	1	0	X		2
	SUI - Switzerland	52.5cm	0	2	0	0	1	0	0	0	1	X		4

Current Standings

Rank	Team	Games	Wins	Losses	
1	CAN - Canada	11	11	0	Q
2	SUI - Switzerland	12	10	2	Q
3	ITA - Italy	11	9	2	Q
3	KOR - Korea	11	9	2	Q
5	SWE - Sweden	12	7	5	Q
6	DEN - Denmark	12	6	6	Q
7	USA - United States	11	5	6	
8	SCO - Scotland	12	5	7	
9	NOR - Norway	11	4	7	
10	JPN - Japan	11	3	8	
11	TUR - Türkiye	12	3	9	
12	EST - Estonia	11	1	10	
12	NZL - New Zealand	11	1	10	

Attendance

Session: 2'452 Total: 30'772

Note:
Under WCF rules, tie-breaking rules for standings are not applied until after the last game of the round robin.

Legend:
LSD Last Stone Draw **LSFE(*)** Last Stone First End **Q** Qualified for the play-offs
X Unplayed/unfinished end due to concession



FRI 22 MAR 2024
Start Time 14:00

Round Robin Session 19 - Sheet A



Game Results

Sheet	Team	LSFE	1	2	3	4	5	6	7	8	9	10	Extra Ends	Total
A	KOR - Korea	*	0	1	0	0	2	0	4	0	2	X		9
	DEN - Denmark		0	0	0	2	0	1	0	2	0	X		5

KOR - Korea		Shot Success	
		Game	All
4 S	GIM Eunji	90 %	80 %
3 V	KIM Minji	92 %	82 %
2	KIM Suji	82 %	84 %
1	SEOL Yeeun	83 %	88 %
A	SEOL Yeji	-	88 %
Team Total		87 %	84 %

DEN - Denmark		Shot Success	
		Game	All
4 S	DUPONT Madeleine	81 %	73 %
3 V	HALSE Mathilde	78 %	81 %
2	LANDER Jasmin	69 %	82 %
1	LARSEN My	90 %	80 %
A	DUPONT Denise	-	80 %
Team Total		80 %	79 %

Last Stone Draw	Distance
KIM Minji	24.8cm
GIM Eunji	27.3cm
Total	52.1cm

Last Stone Draw	Distance
LARSEN My	66.7cm
DUPONT Madeleine	32.5cm
Total	99.2cm

Time remaining: 12 minutes 47 seconds

Time remaining: 13 minutes 38 seconds

Shot Success Analysis

KOR - Korea				Game
4 GIM Eunji	Draws	3 92 %	2 100 %	5 95 %
	Take-outs	5 80 %	8 94 %	13 88 %
	Total	8 84 %	10 95 %	18 90 %
3 KIM Minji	Draws	4 94 %	1 25 %	5 80 %
	Take-outs	5 100 %	8 94 %	13 96 %
	Total	9 97 %	9 86 %	18 92 %
2 KIM Suji	Draws	4 94 %	4 94 %	8 94 %
	Take-outs	3 75 %	7 71 %	10 73 %
	Total	7 86 %	11 80 %	18 82 %
1 SEOL Yeeun	Draws	2 100 %	12 79 %	14 82 %
	Take-outs	2 75 %	2 100 %	4 88 %
	Total	4 88 %	14 82 %	18 83 %
A SEOL Yeji	Draws	0 -	0 -	0 -
	Take-outs	0 -	0 -	0 -
	Total	0 -	0 -	0 -
Team	Draws	13 94 %	19 82 %	32 87 %
	Take-outs	15 85 %	25 88 %	40 87 %
	Total	28 89 %	44 85 %	72 87 %

DEN - Denmark				Game
4 DUPONT Madeleine	Draws	2 63 %	3 42 %	5 50 %
	Take-outs	9 92 %	4 94 %	13 92 %
	Total	11 86 %	7 71 %	18 81 %
3 HALSE Mathilde	Draws	3 67 %	1 75 %	4 69 %
	Take-outs	7 75 %	7 86 %	14 80 %
	Total	10 73 %	8 84 %	18 78 %
2 LANDER Jasmin	Draws	4 63 %	5 70 %	9 67 %
	Take-outs	6 83 %	3 50 %	9 72 %
	Total	10 75 %	8 63 %	18 69 %
1 LARSEN My	Draws	11 86 %	3 92 %	14 88 %
	Take-outs	2 100 %	2 100 %	4 100 %
	Total	13 88 %	5 95 %	18 90 %
A DUPONT Denise	Draws	0 -	0 -	0 -
	Take-outs	0 -	0 -	0 -
	Total	0 -	0 -	0 -
Team	Draws	20 76 %	12 69 %	32 73 %
	Take-outs	24 85 %	16 83 %	40 84 %
	Total	44 81 %	28 77 %	72 80 %

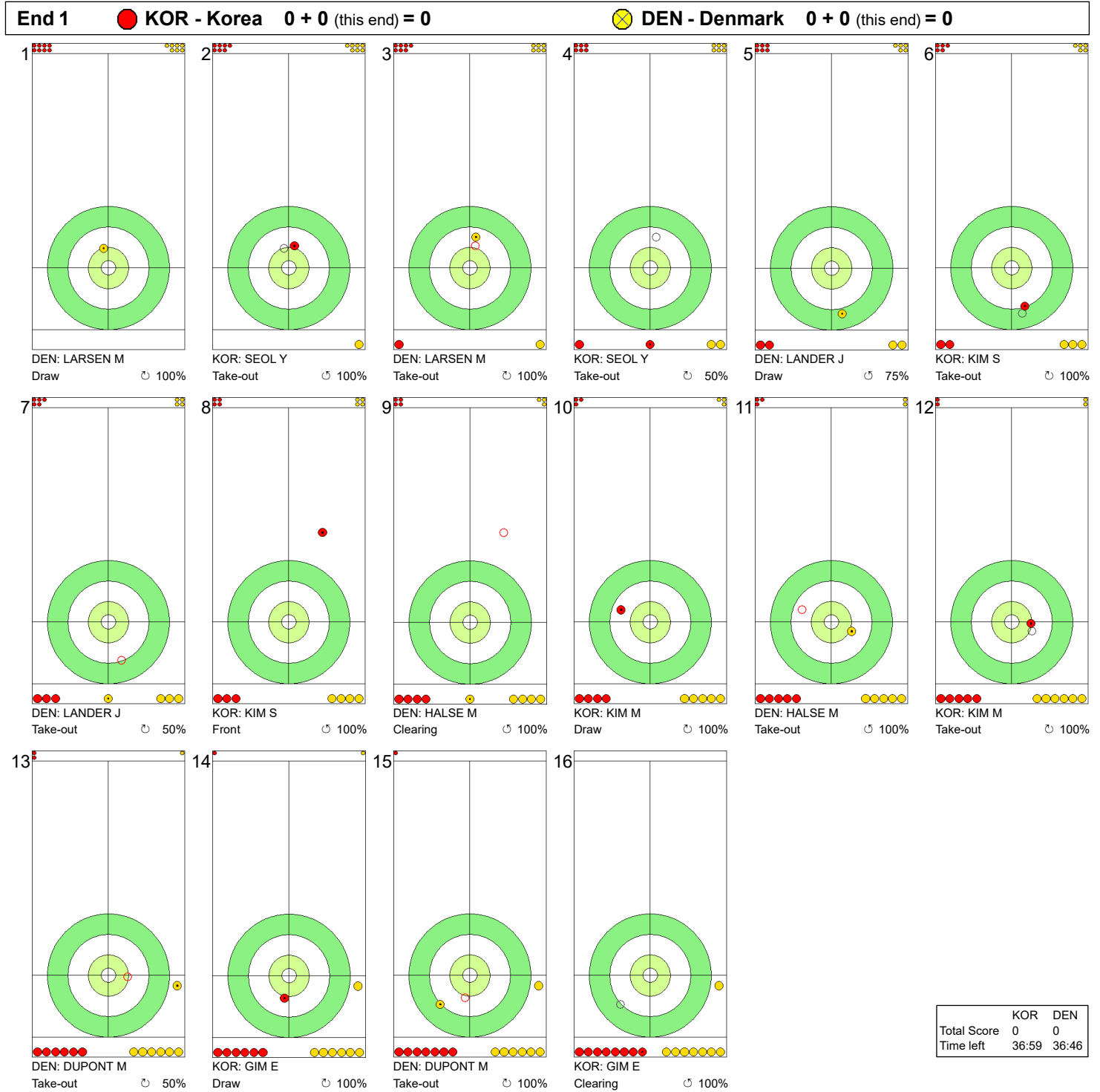
Note:
Position and function for each team member:
4 = Fourth, 3 = Third, 2 = Second, 1 = Lead, A = Alternate, S = Skip, V = Vice-Skip

Legend:
 Clockwise Counter-clockwise **LSFE(*)** Last Stone First End
X Unplayed/unfinished end due to concession

FRI 22 MAR 2024
Start Time 14:00

Round Robin Session 19 - Sheet A

Game - Shot by Shot

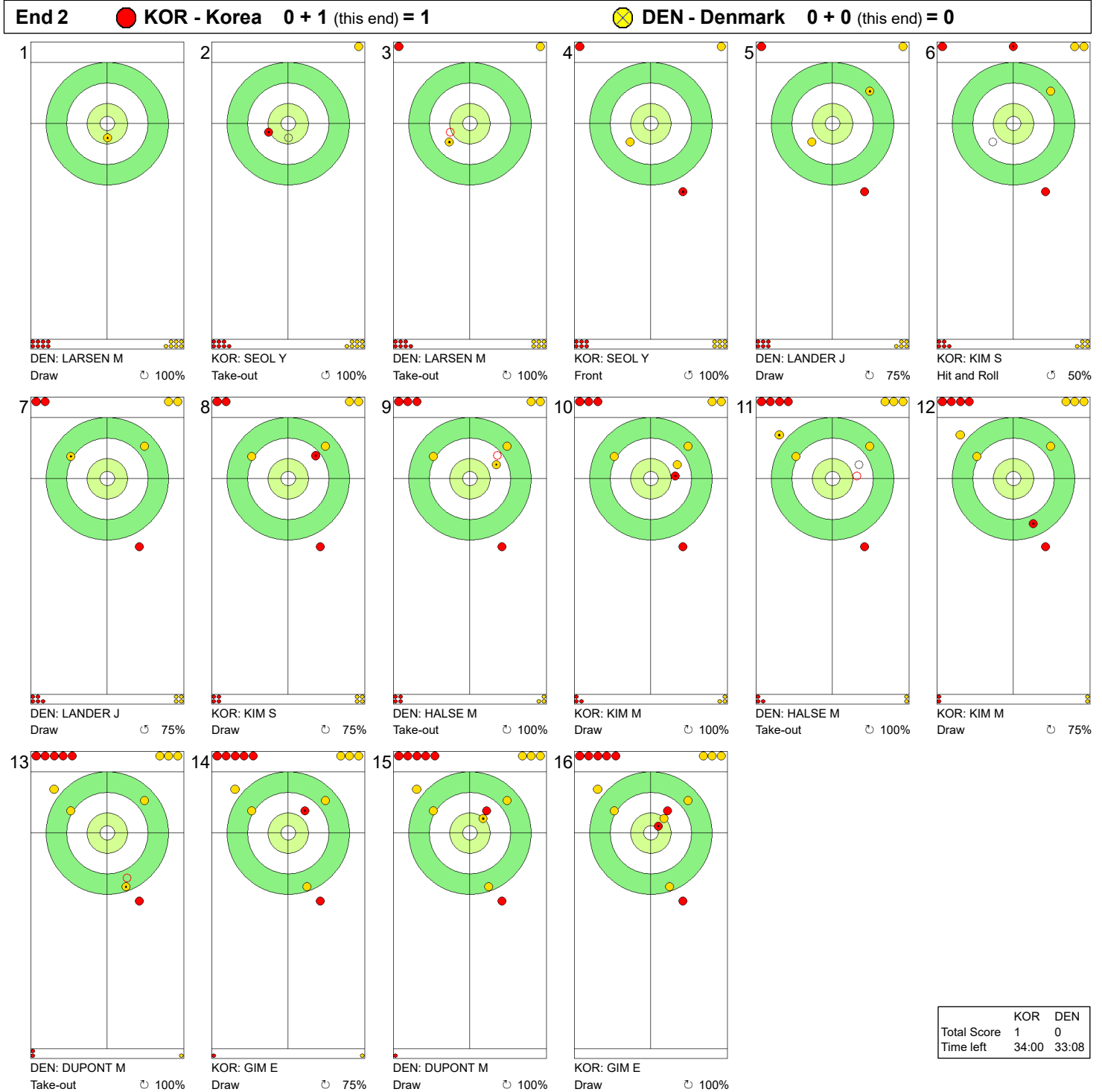


Legend:
 ↻ Clockwise ↺ Counter-clockwise - Not considered

FRI 22 MAR 2024
Start Time 14:00

Round Robin Session 19 - Sheet A

Game - Shot by Shot



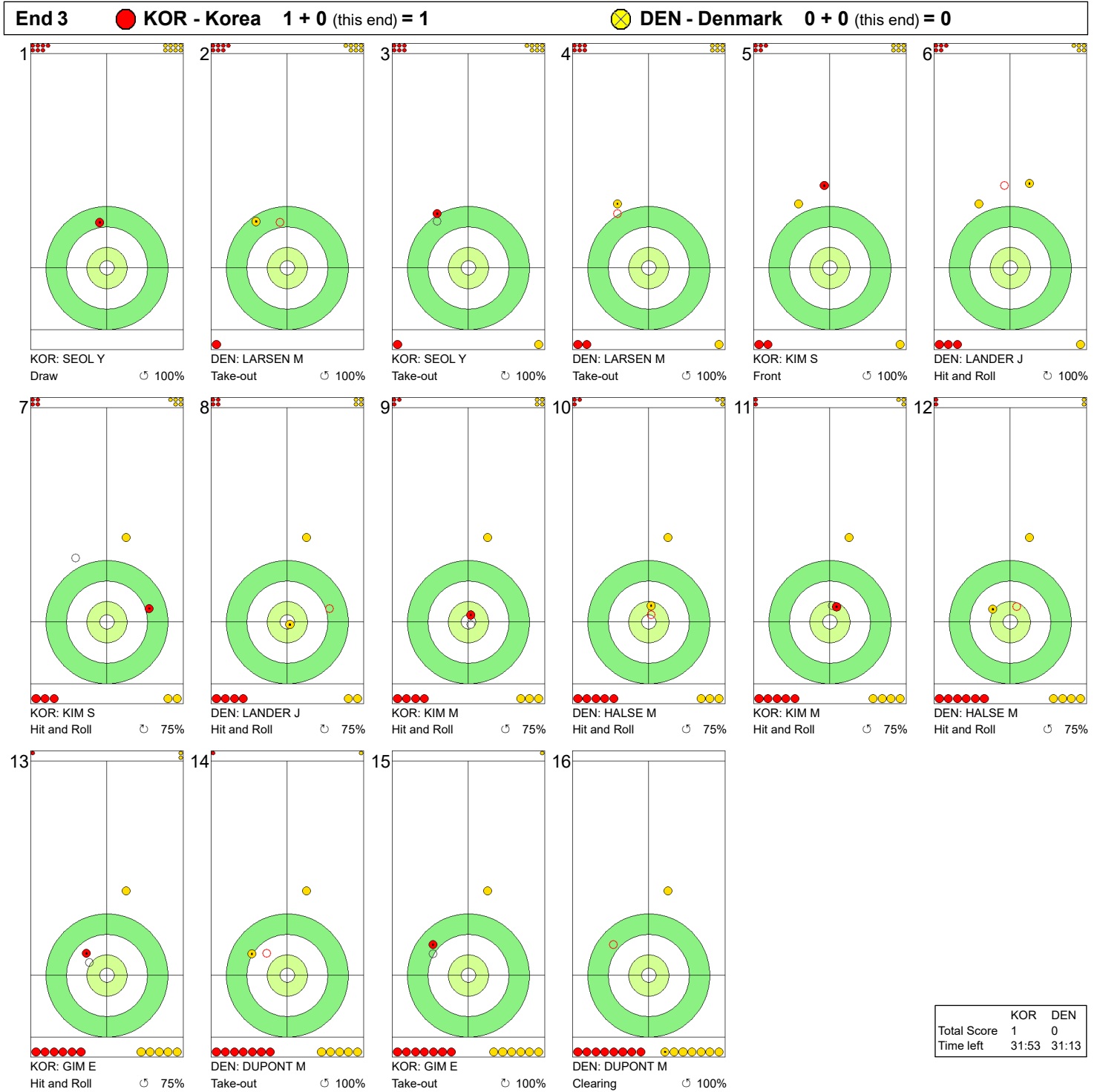
Legend:
↻ Clockwise ↺ Counter-clockwise - Not considered

FRI 22 MAR 2024
Start Time 14:00

Round Robin Session 19 - Sheet A

WORLD CURLING

Game - Shot by Shot



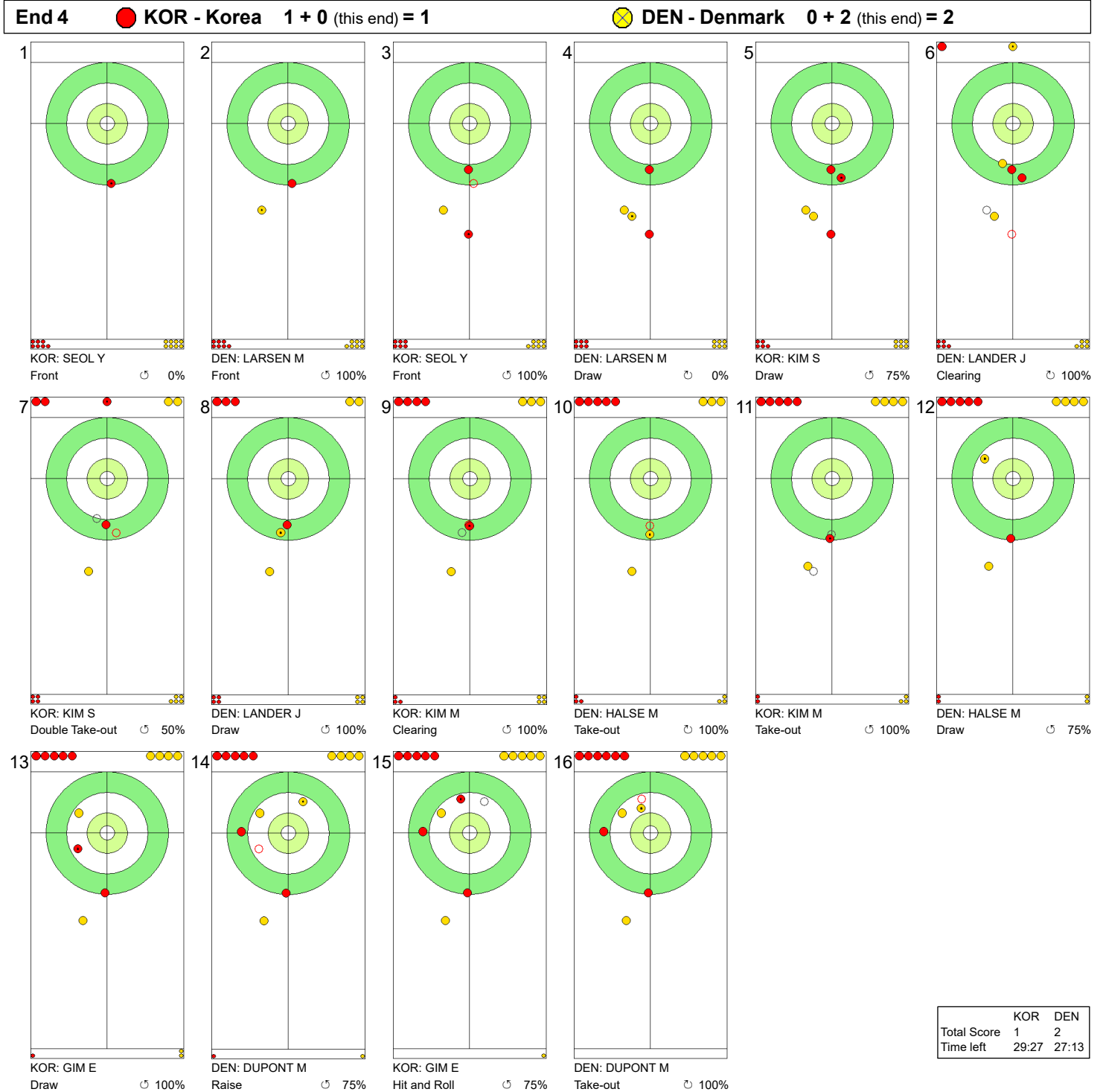
Legend:
 Clockwise Counter-clockwise - Not considered

FRI 22 MAR 2024
Start Time 14:00

Round Robin Session 19 - Sheet A

WORLD CURLING

Game - Shot by Shot



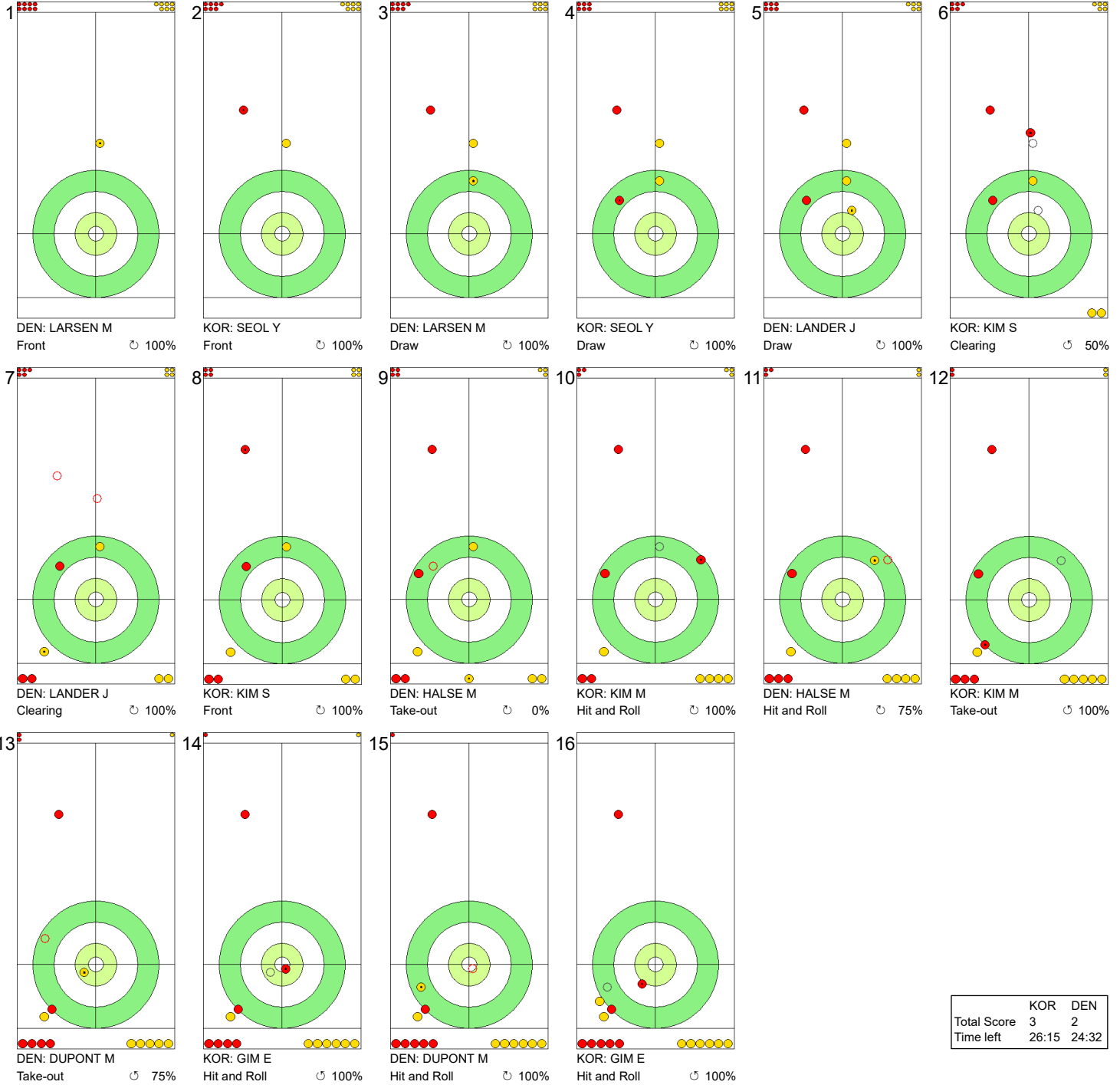
Legend:
 ↻ Clockwise ↺ Counter-clockwise - Not considered

FRI 22 MAR 2024
Start Time 14:00

Round Robin Session 19 - Sheet A

Game - Shot by Shot

End 5 **KOR - Korea** 1 + 2 (this end) = 3 **DEN - Denmark** 2 + 0 (this end) = 2



	KOR	DEN
Total Score	3	2
Time left	26:15	24:32

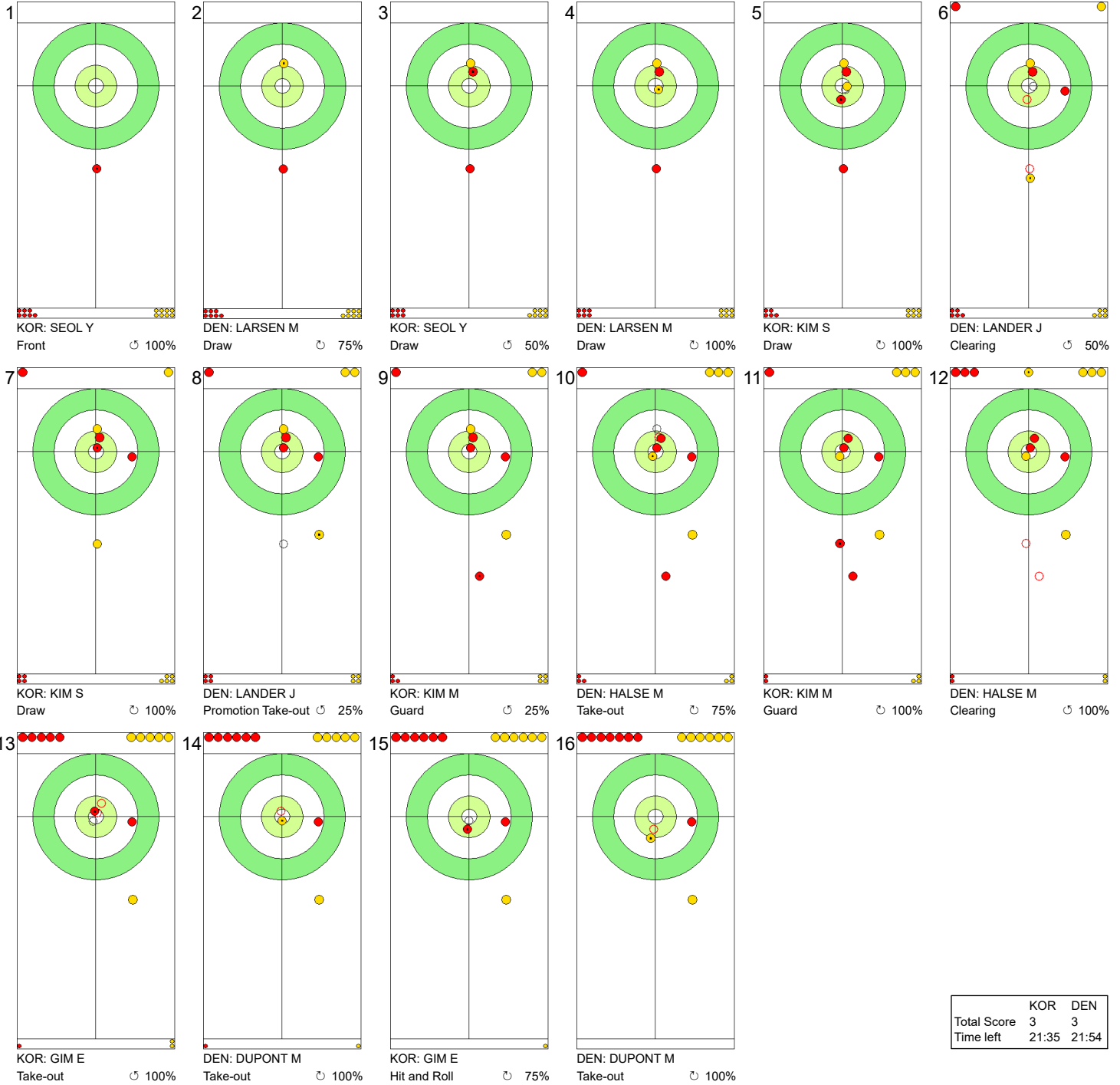
Legend:
 ↻ Clockwise ↺ Counter-clockwise - Not considered

FRI 22 MAR 2024
Start Time 14:00

Round Robin Session 19 - Sheet A

Game - Shot by Shot

End 6 ● **KOR - Korea** 3 + 0 (this end) = 3 ⊗ **DEN - Denmark** 2 + 1 (this end) = 3



	KOR	DEN
Total Score	3	3
Time left	21:35	21:54

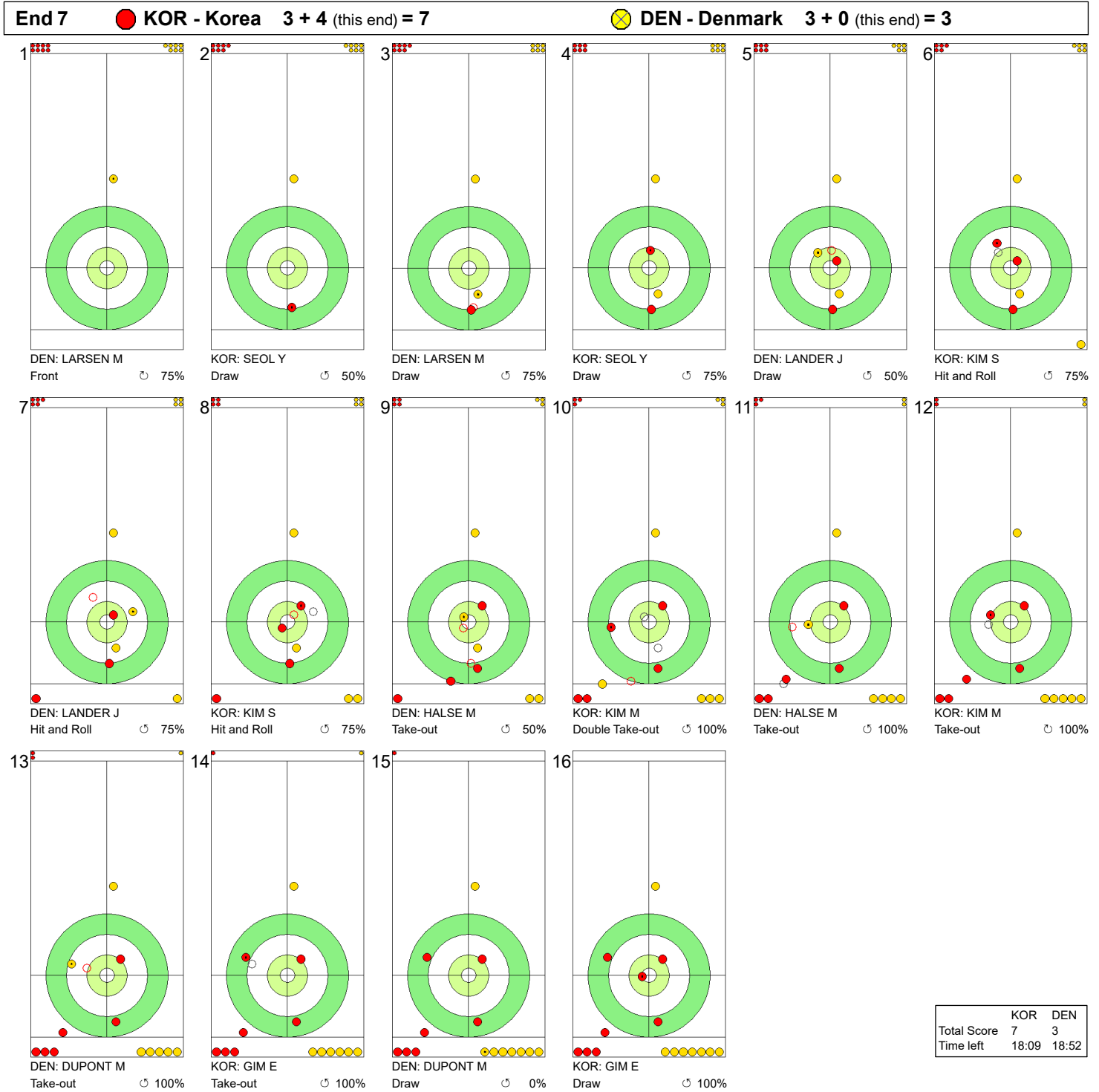
Legend:
 Clockwise Counter-clockwise - Not considered

FRI 22 MAR 2024
Start Time 14:00

Round Robin Session 19 - Sheet A

WORLD CURLING

Game - Shot by Shot



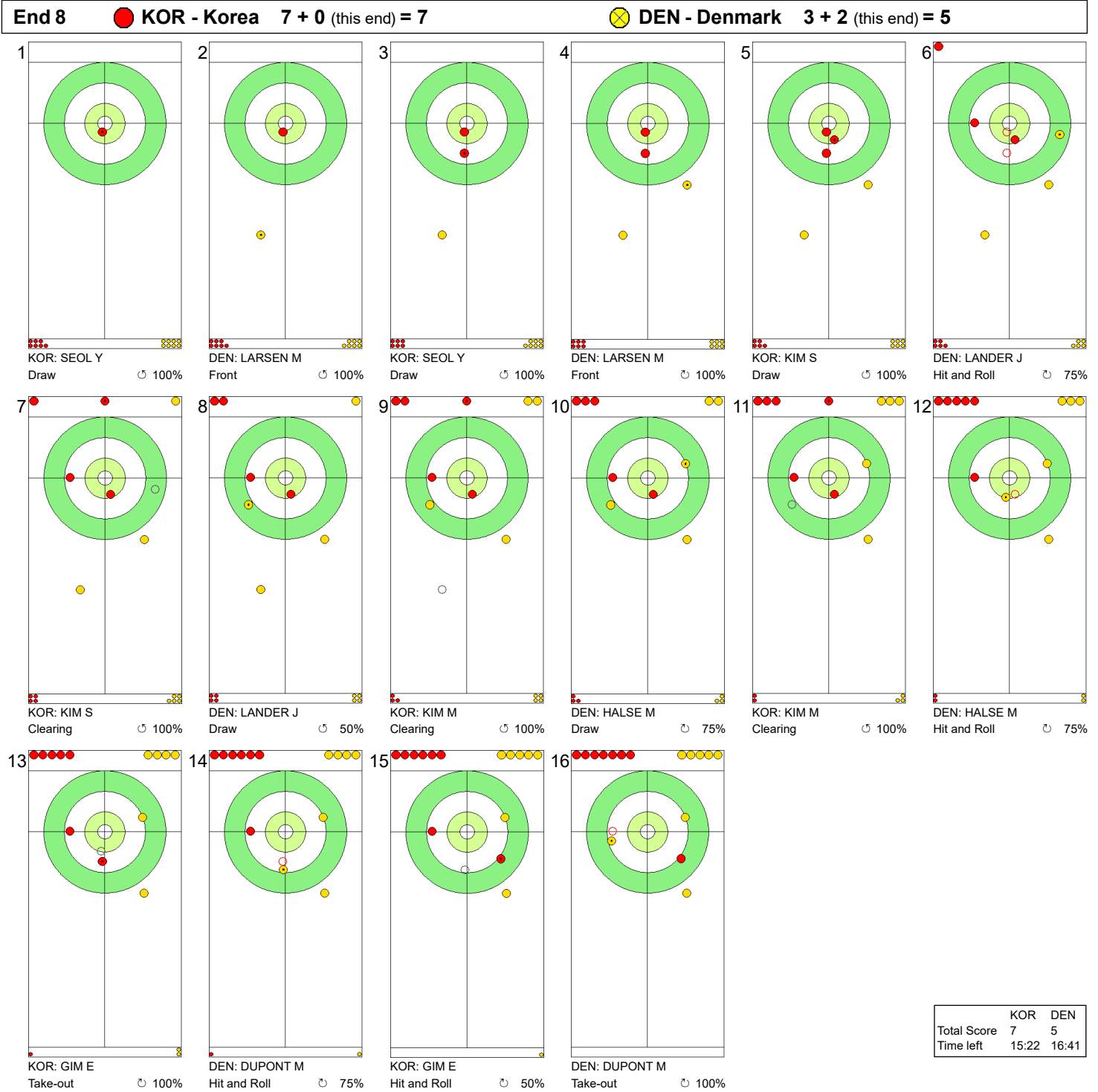
Legend:
 ↻ Clockwise ↺ Counter-clockwise - Not considered

FRI 22 MAR 2024
Start Time 14:00

Round Robin Session 19 - Sheet A

WORLD CURLING

Game - Shot by Shot



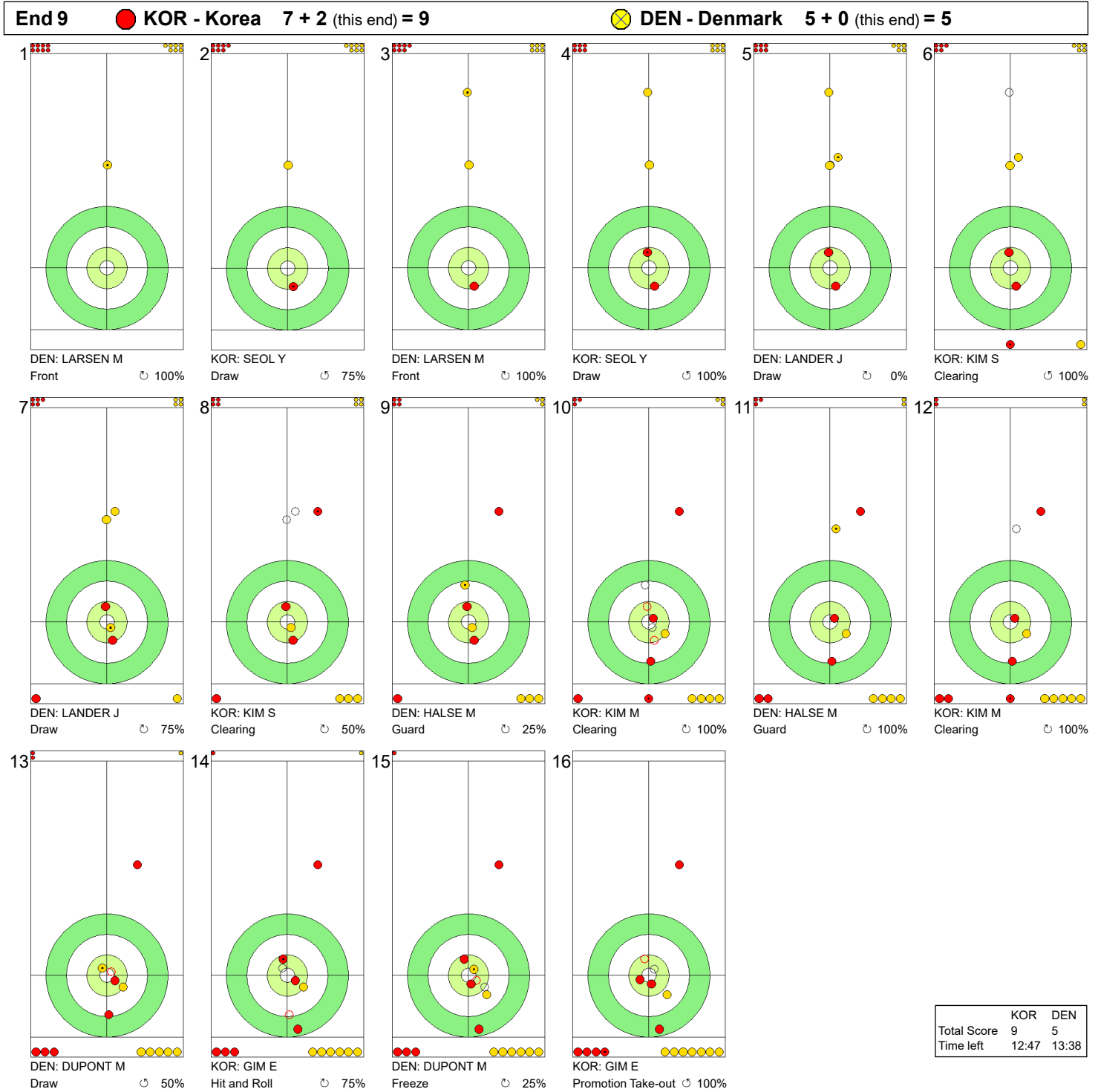
Legend:
 Clockwise Counter-clockwise - Not considered

FRI 22 MAR 2024
Start Time 14:00

Round Robin Session 19 - Sheet A

WORLD
CURLING

Game - Shot by Shot



Legend:
 Clockwise Counter-clockwise - Not considered

FRI 22 MAR 2024
Start Time 14:00

Round Robin Session 19 - Sheet B

Game Results

Sheet	Team	LSFE	1	2	3	4	5	6	7	8	9	10	Extra Ends	Total
B	CAN - Canada	*	0	3	0	1	2	0	2	X	X	X		8
	SCO - Scotland		0	0	1	0	0	1	0	X	X	X		2

CAN - Canada		Shot Success Game	All
4 S	HOMAN Rachel	80 %	89 %
3 V	FLEURY Tracy	82 %	85 %
2	MISKEW Emma	88 %	89 %
1	WILKES Sarah	93 %	90 %
A	BROWN Rachel	-	50 %
Team Total		86 %	88 %

SCO - Scotland		Shot Success Game	All
4 S	MORRISON Rebecca	73 %	75 %
3	DODDS Jennifer	93 %	81 %
2	SINCLAIR Sophie	88 %	81 %
1 V	JACKSON Sophie	96 %	89 %
A	AITKEN Gina	-	-
Team Total		88 %	81 %

Last Stone Draw		Distance
↻	WILKES Sarah	68.0cm
↻	HOMAN Rachel	73.9cm
Total		141.9cm

Last Stone Draw		Distance
↻	DODDS Jennifer	92.5cm
↻	JACKSON Sophie	195.7cm
Total		288.2cm

Time remaining: 13 minutes 22 seconds

Time remaining: 14 minutes 19 seconds

Shot Success Analysis

CAN - Canada		↻	↻	Game
4	HOMAN Rachel	Draws	0 - 3 67%	3 67%
		Take-outs	6 88% 5 80%	11 84%
		Total	6 88% 8 75%	14 80%
3	FLEURY Tracy	Draws	1 0% 1 100%	2 50%
		Take-outs	8 81% 4 100%	12 88%
		Total	9 72% 5 100%	14 82%
2	MISKEW Emma	Draws	3 58% 1 100%	4 69%
		Take-outs	6 100% 4 88%	10 95%
		Total	9 86% 5 90%	14 88%
1	WILKES Sarah	Draws	4 88% 8 94%	12 92%
		Take-outs	2 100% 0 -	2 100%
		Total	6 92% 8 94%	14 93%
A	BROWN Rachel	Draws	0 - 0 -	0 -
		Take-outs	0 - 0 -	0 -
		Total	0 - 0 -	0 -
Team		Draws	8 66% 13 88%	21 80%
		Take-outs	22 90% 13 88%	35 89%
		Total	30 83% 26 88%	56 86%

SCO - Scotland		↻	↻	Game
4	MORRISON Rebecca	Draws	4 100% 4 50%	8 75%
		Take-outs	5 75% 1 50%	6 71%
		Total	9 86% 5 50%	14 73%
3	DODDS Jennifer	Draws	3 100% 8 88%	11 91%
		Take-outs	3 100% 0 -	3 100%
		Total	6 100% 8 88%	14 93%
2	SINCLAIR Sophie	Draws	6 88% 7 86%	13 87%
		Take-outs	0 - 1 100%	1 100%
		Total	6 88% 8 88%	14 88%
1	JACKSON Sophie	Draws	5 100% 8 94%	13 96%
		Take-outs	0 - 1 100%	1 100%
		Total	5 100% 9 94%	14 96%
A	AITKEN Gina	Draws	0 - 0 -	0 -
		Take-outs	0 - 0 -	0 -
		Total	0 - 0 -	0 -
Team		Draws	18 96% 27 83%	45 88%
		Take-outs	8 84% 3 83%	11 84%
		Total	26 92% 30 83%	56 88%

Note:
Position and function for each team member:
4 = Fourth, 3 = Third, 2 = Second, 1 = Lead, A = Alternate, S = Skip, V = Vice-Skip

Legend:
↻ Clockwise ↻ Counter-clockwise LSFE(*) Last Stone First End
X Unplayed/unfinished end due to concession

FRI 22 MAR 2024
Start Time 14:00

Round Robin Session 19 - Sheet B

WORLD
CURLING

Game - Shot by Shot

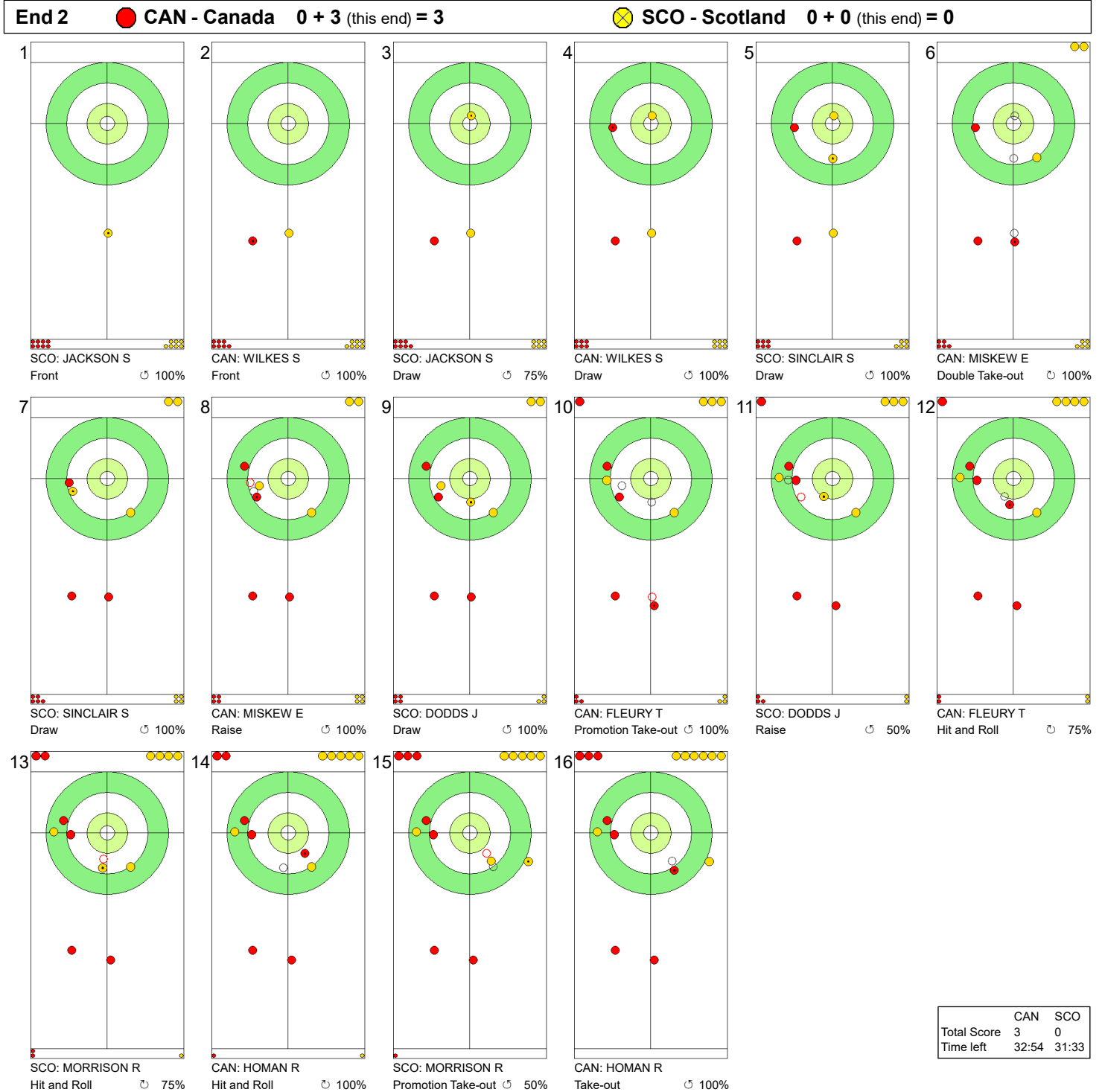
End 1 **CAN - Canada** 0 + 0 (this end) = 0 **SCO - Scotland** 0 + 0 (this end) = 0

Shot	Player	Team	Action	Rotation
1	JACKSON S	SCO	Draw	100%
2	WILKES S	CAN	Take-out	100%
3	JACKSON S	SCO	Take-out	100%
4	WILKES S	CAN	Take-out	100%
5	SINCLAIR S	SCO	Take-out	100%
6	MISKEW E	CAN	Take-out	50%
7	SINCLAIR S	SCO	Draw	75%
8	MISKEW E	CAN	Take-out	100%
9	DODDS J	SCO	Take-out	100%
10	FLEURY T	CAN	Take-out	100%
11	DODDS J	SCO	Take-out	100%
12	FLEURY T	CAN	Take-out	100%
13	MORRISON R	SCO	Take-out	100%
14	HOMAN R	CAN	Take-out	100%
15	MORRISON R	SCO	Take-out	100%
16	HOMAN R	CAN	Clearing	100%

	CAN	SCO
Total Score	0	0
Time left	36:30	35:48

Legend:
 Clockwise Counter-clockwise - Not considered

Game - Shot by Shot



Legend:
 ↻ Clockwise ↺ Counter-clockwise - Not considered

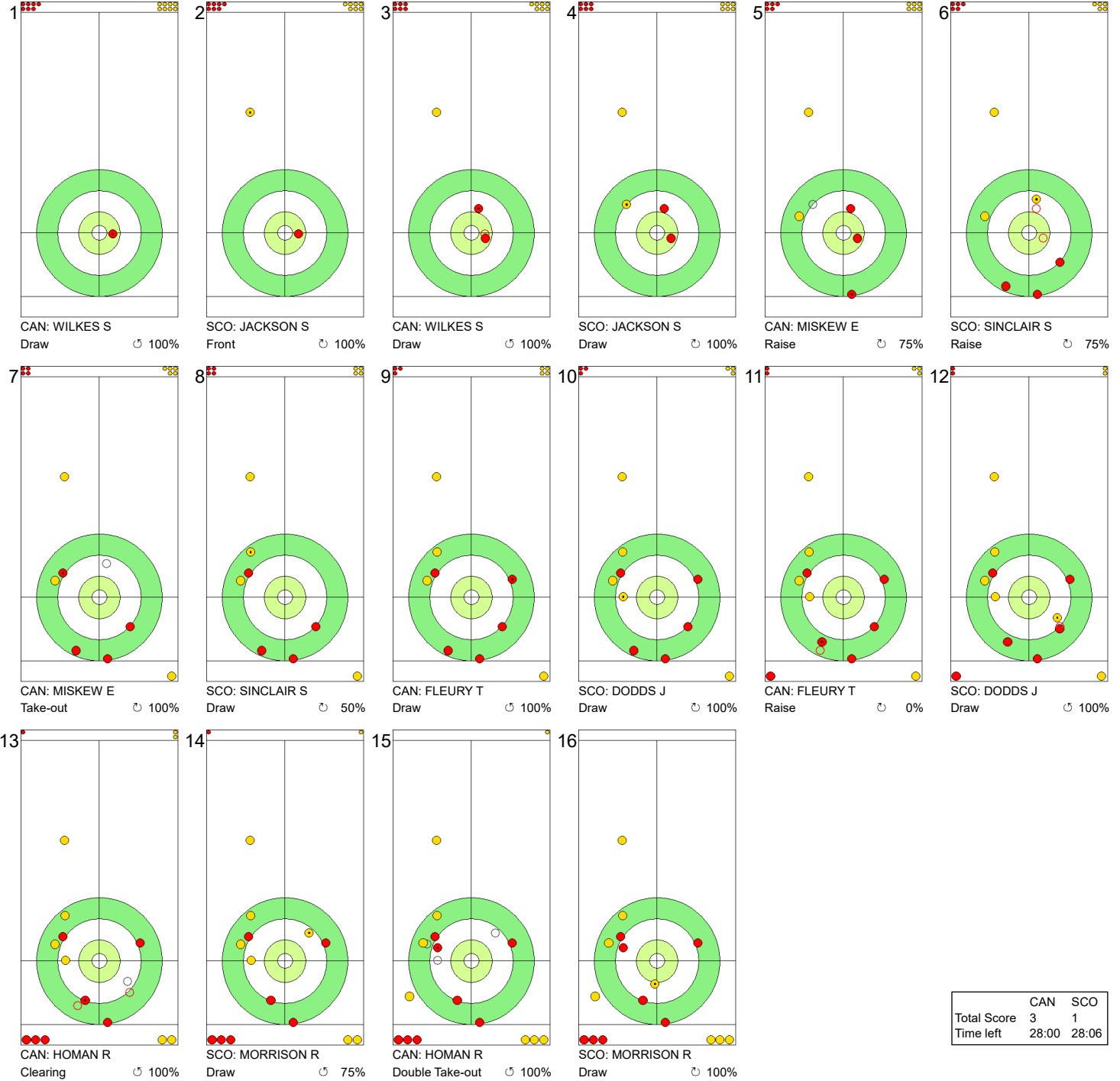
FRI 22 MAR 2024
Start Time 14:00

Round Robin Session 19 - Sheet B

Game - Shot by Shot

End 3 **CAN - Canada** 3 + 0 (this end) = 3

SCO - Scotland 0 + 1 (this end) = 1



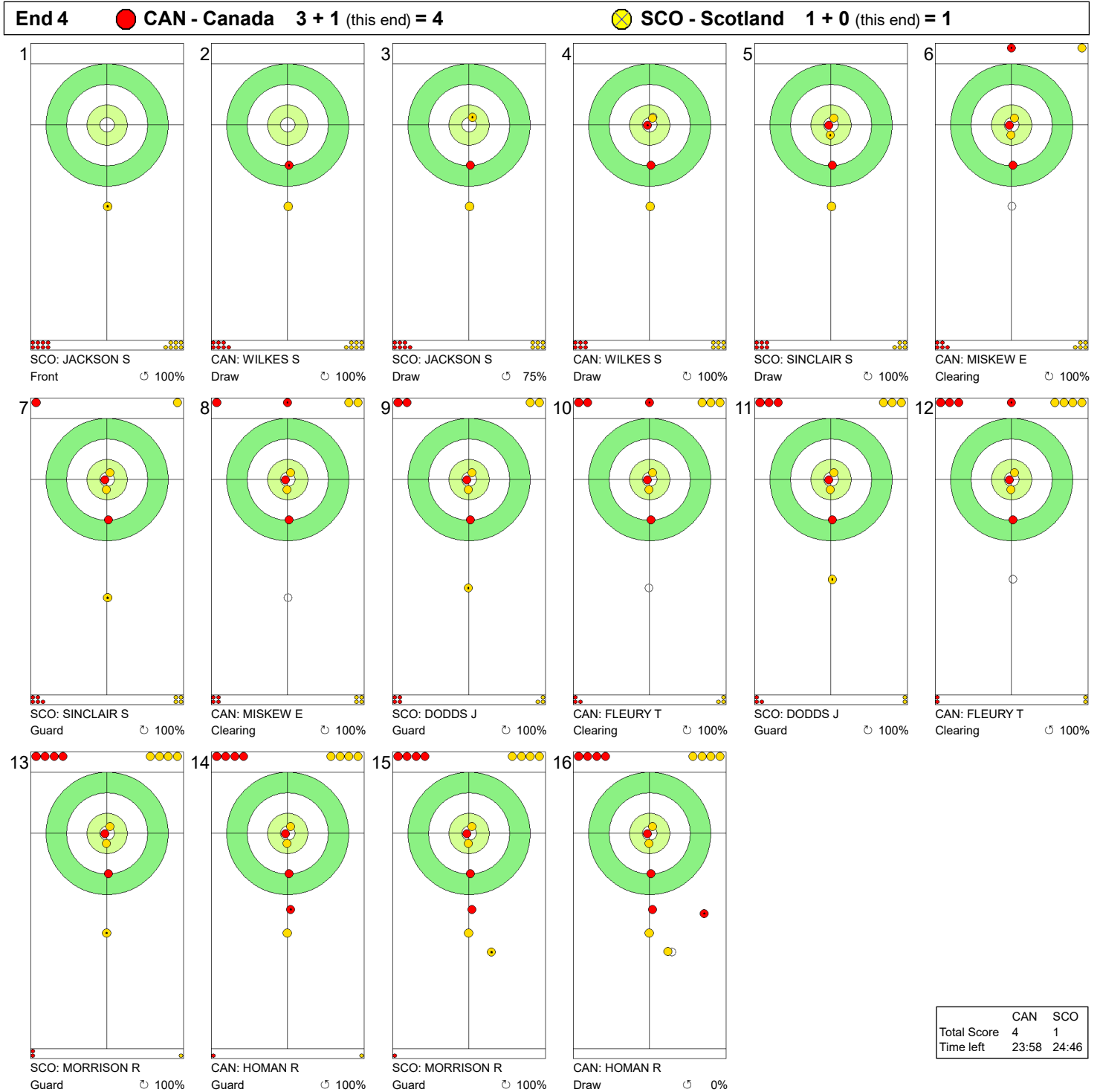
	CAN	SCO
Total Score	3	1
Time left	28:00	28:06

Legend:
 Clockwise Counter-clockwise - Not considered

FRI 22 MAR 2024
Start Time 14:00

Round Robin Session 19 - Sheet B

Game - Shot by Shot



Legend:
 Clockwise Counter-clockwise - Not considered

FRI 22 MAR 2024
Start Time 14:00

Round Robin Session 19 - Sheet B

WORLD CURLING

Game - Shot by Shot

End 5 ● CAN - Canada 4 + 2 (this end) = 6			⊗ SCO - Scotland 1 + 0 (this end) = 1		
1		CAN: WILKES S Draw ⌚ 100%	2		SCO: JACKSON S Front ⌚ 100%
3		CAN: WILKES S Draw ⌚ 100%	4		SCO: JACKSON S Draw ⌚ 100%
5		CAN: MISKEW E Wick / Soft Peeling ⌚ 100%	6		SCO: SINCLAIR S Guard ⌚ 100%
7		CAN: MISKEW E Clearing ⌚ 100%	8		SCO: SINCLAIR S Guard ⌚ 100%
9		CAN: FLEURY T Clearing ⌚ 100%	10		SCO: DODDS J Double Take-out ⌚ 100%
11		CAN: FLEURY T Hit and Roll ⌚ 75%	12		SCO: DODDS J Draw ⌚ 75%
13		CAN: HOMAN R Double Take-out ⌚ 50%	14		SCO: MORRISON R Draw ⌚ 0%
15		CAN: HOMAN R Clearing ⌚ 100%	16		SCO: MORRISON R Draw ⌚ 25%

	CAN	SCO
Total Score	6	1
Time left	20:01	20:03

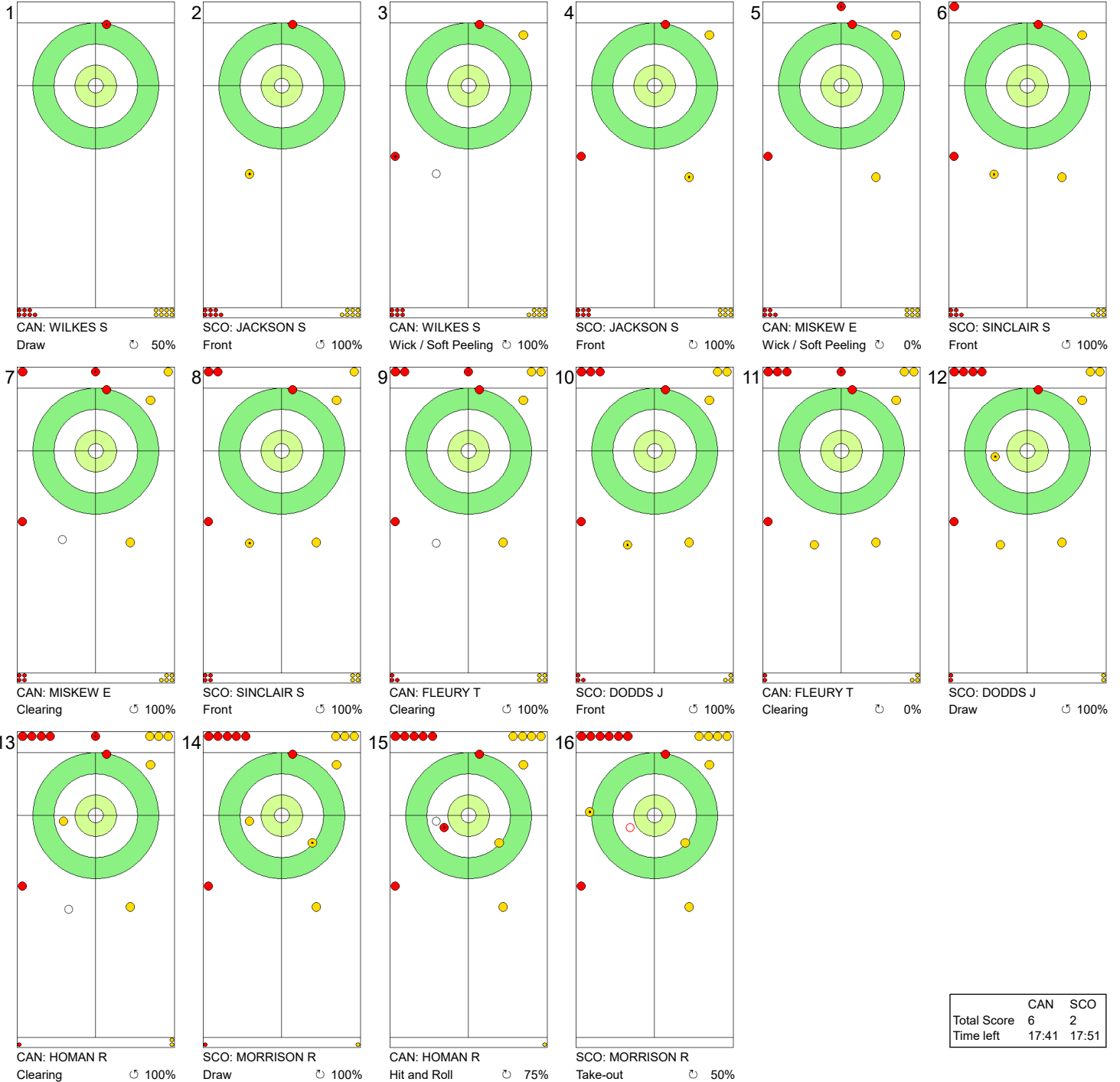
Legend:
⌚ Clockwise ⌚ Counter-clockwise - Not considered

FRI 22 MAR 2024
Start Time 14:00

Round Robin Session 19 - Sheet B

Game - Shot by Shot

End 6 ● **CAN - Canada** **6 + 0** (this end) = **6** ● **SCO - Scotland** **1 + 1** (this end) = **2**



	CAN	SCO
Total Score	6	2
Time left	17:41	17:51

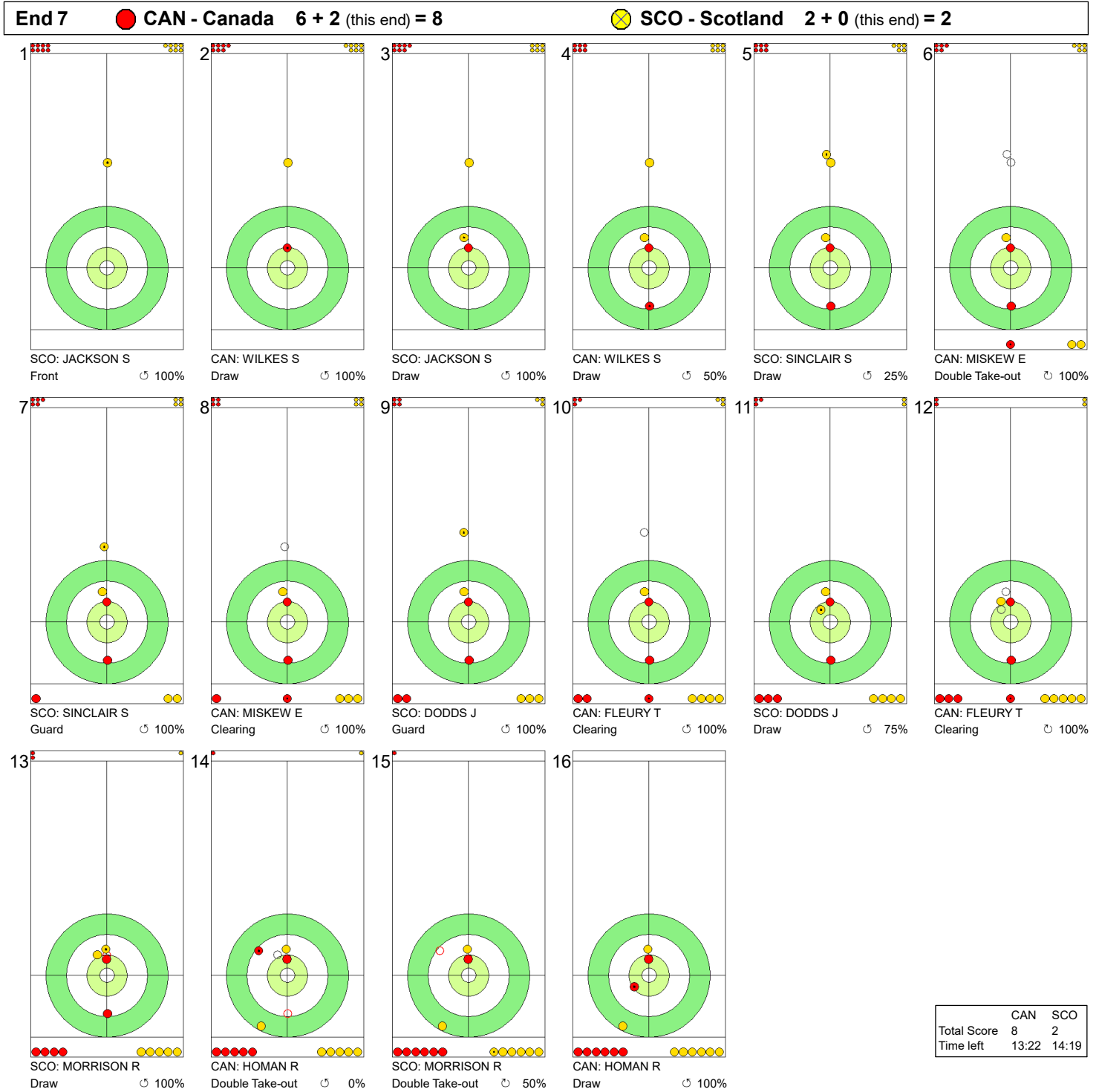
Legend:
 ↻ Clockwise ↺ Counter-clockwise - Not considered

FRI 22 MAR 2024
Start Time 14:00

Round Robin Session 19 - Sheet B

WORLD CURLING

Game - Shot by Shot



Legend:
 Clockwise Counter-clockwise - Not considered

FRI 22 MAR 2024
Start Time 14:00

Round Robin Session 19 - Sheet C

Game Results

Sheet	Team	LSFE	1	2	3	4	5	6	7	8	9	10	Extra Ends	Total
C	TUR - Türkiye	*	2	1	0	1	0	3	1	0	0	1		9
	NZL - New Zealand		0	0	1	0	3	0	0	1	1	0		6

TUR - Türkiye		Shot Success	Game	All
4 S	YILDIZ Dilsat	75%	75%	
3 V	POLAT Oznur	64%	77%	
2	CALIKUSU Ifayet Safak	81%	75%	
1	SENGUL Berfin	69%	85%	
A	KARAMAN Iclal	-	70%	
Team Total		72%	78%	

NZL - New Zealand		Shot Success	Game	All
4 V	SMITH Jessica	59%	64%	
3	SMITH Courtney	56%	66%	
2 S	BECKER Bridget	66%	64%	
1	THOMPSON Holly	85%	79%	
A	THURLOW Natalie	-	76%	
Team Total		67%	68%	

Last Stone Draw		Distance
⌚	YILDIZ Dilsat	42.2cm
⌚	POLAT Oznur	30.4cm
Total		72.6cm

Last Stone Draw		Distance
⌚	SMITH Courtney	37.8cm
⌚	BECKER Bridget	122.3cm
Total		160.1cm

Time remaining: 9 minutes 12 seconds

Time remaining: 3 minutes 19 seconds

Time-out: End 10 - NZL stone 5

Shot Success Analysis

TUR - Türkiye		⌚	⌚	Game
4 YILDIZ Dilsat	Draws	5 75%	1 100%	6 79%
	Take-outs	8 59%	6 92%	14 73%
	Total	13 65%	7 93%	20 75%
3 POLAT Oznur	Draws	2 38%	3 75%	5 60%
	Take-outs	6 50%	9 75%	15 65%
	Total	8 47%	12 75%	20 64%
2 CALIKUSU Ifayet Safak	Draws	6 88%	2 100%	8 91%
	Take-outs	9 72%	3 83%	12 75%
	Total	15 78%	5 90%	20 81%
1 SENGUL Berfin	Draws	14 73%	4 63%	18 71%
	Take-outs	1 50%	1 50%	2 50%
	Total	15 72%	5 60%	20 69%
A KARAMAN Iclal	Draws	0 -	0 -	0 -
	Take-outs	0 -	0 -	0 -
	Total	0 -	0 -	0 -
Team	Draws	27 74%	10 78%	37 75%
	Take-outs	24 61%	19 80%	43 70%
	Total	51 68%	29 79%	80 72%

NZL - New Zealand		⌚	⌚	Game
4 SMITH Jessica	Draws	4 69%	4 38%	8 53%
	Take-outs	5 60%	7 64%	12 63%
	Total	9 64%	11 55%	20 59%
3 SMITH Courtney	Draws	6 71%	3 25%	9 56%
	Take-outs	3 42%	8 63%	11 57%
	Total	9 61%	11 52%	20 56%
2 BECKER Bridget	Draws	5 55%	4 75%	9 64%
	Take-outs	8 63%	3 83%	11 68%
	Total	13 60%	7 79%	20 66%
1 THOMPSON Holly	Draws	18 86%	1 100%	19 87%
	Take-outs	1 50%	0 -	1 50%
	Total	19 84%	1 100%	20 85%
A THURLOW Natalie	Draws	0 -	0 -	0 -
	Take-outs	0 -	0 -	0 -
	Total	0 -	0 -	0 -
Team	Draws	33 77%	12 52%	45 70%
	Take-outs	17 57%	18 67%	35 62%
	Total	50 70%	30 61%	80 67%

Note:
Position and function for each team member:
4 = Fourth, 3 = Third, 2 = Second, 1 = Lead, A = Alternate, S = Skip, V = Vice-Skip

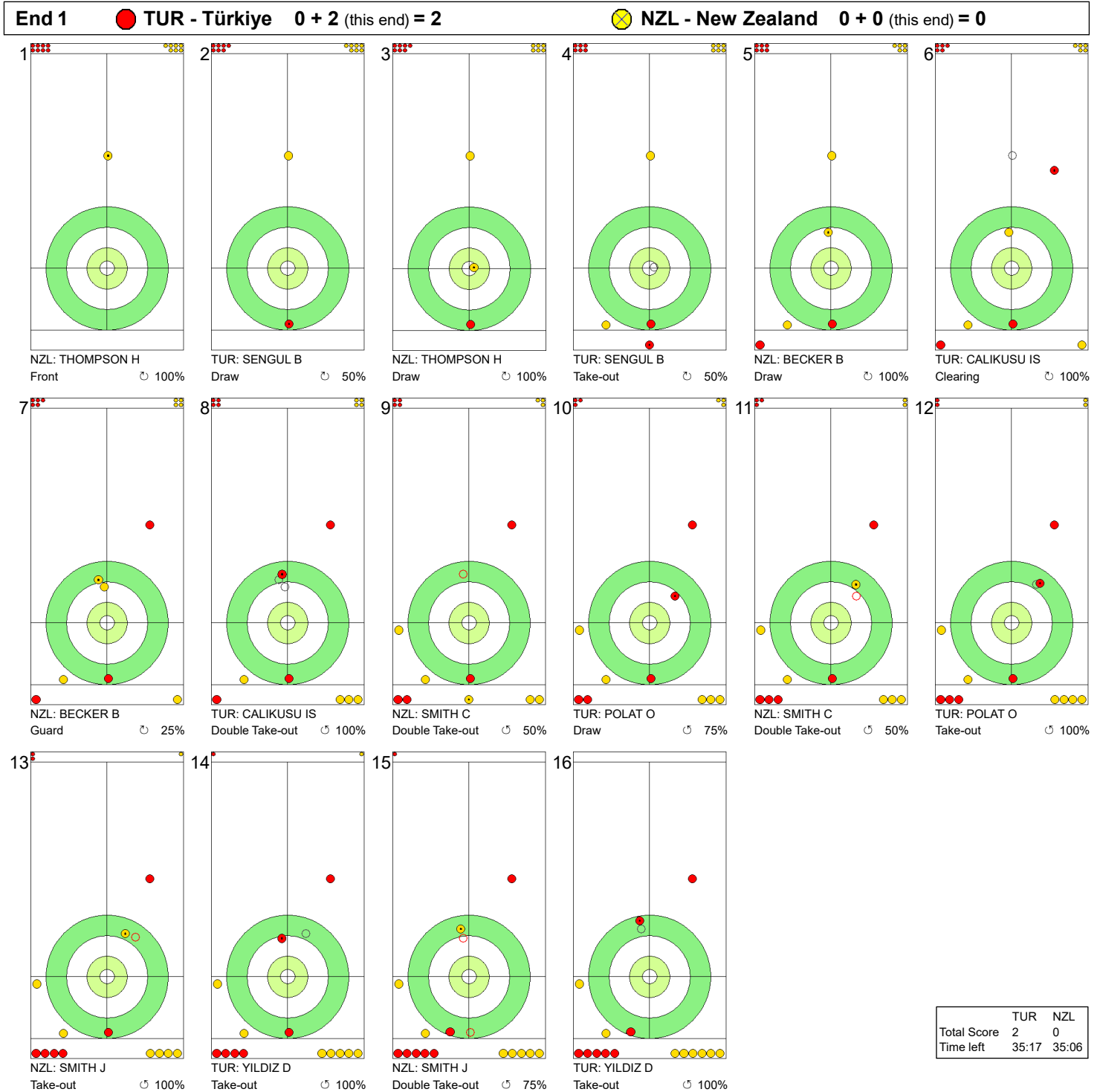
Legend:
⌚ Clockwise ⌚ Counter-clockwise LSFE(*) Last Stone First End

FRI 22 MAR 2024
Start Time 14:00

Round Robin Session 19 - Sheet C

WORLD CURLING

Game - Shot by Shot



	TUR	NZL
Total Score	2	0
Time left	35:17	35:06

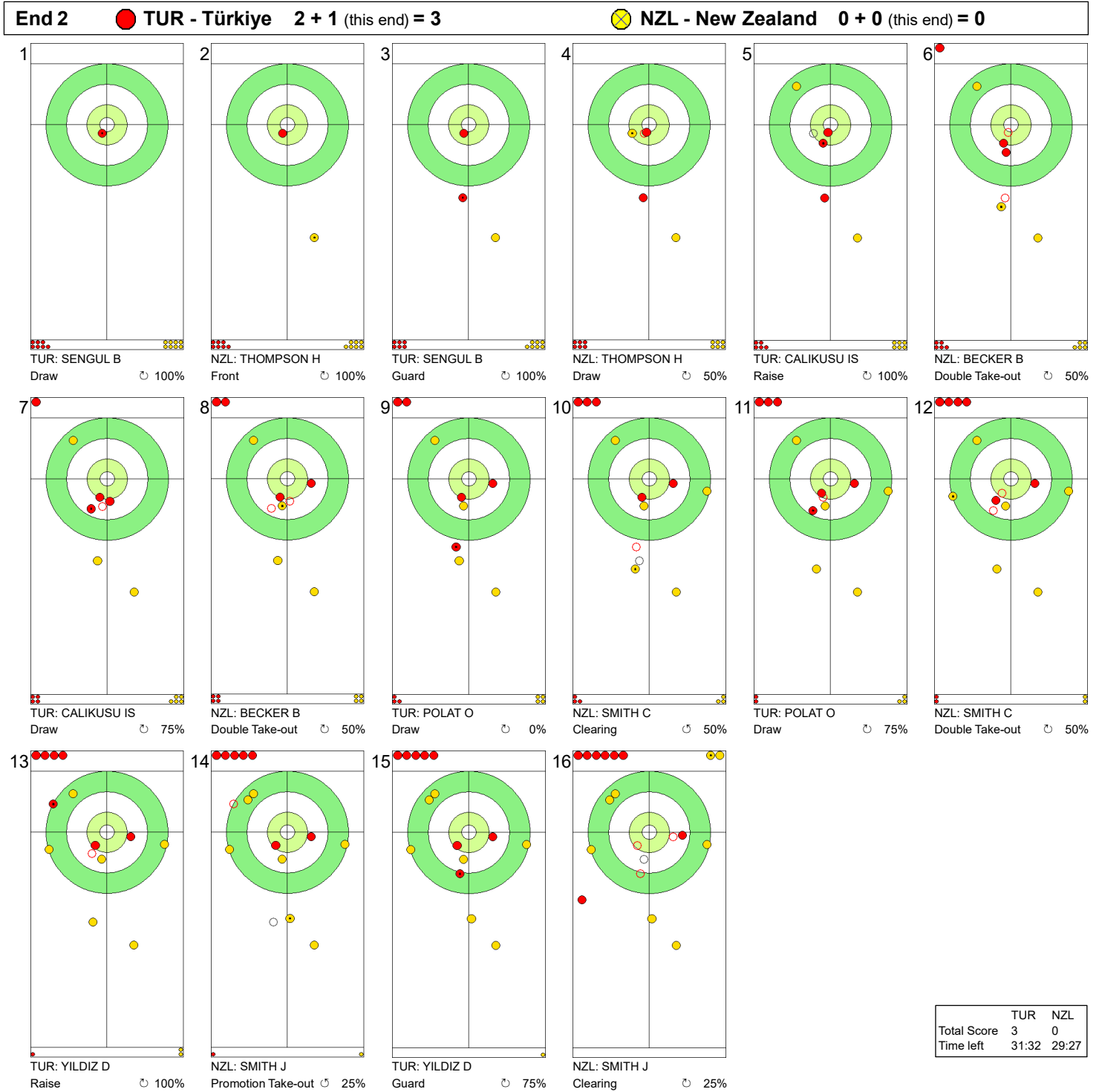
Legend:
 Clockwise
 Counter-clockwise
 - Not considered

FRI 22 MAR 2024
Start Time 14:00

Round Robin Session 19 - Sheet C

WORLD CURLING

Game - Shot by Shot

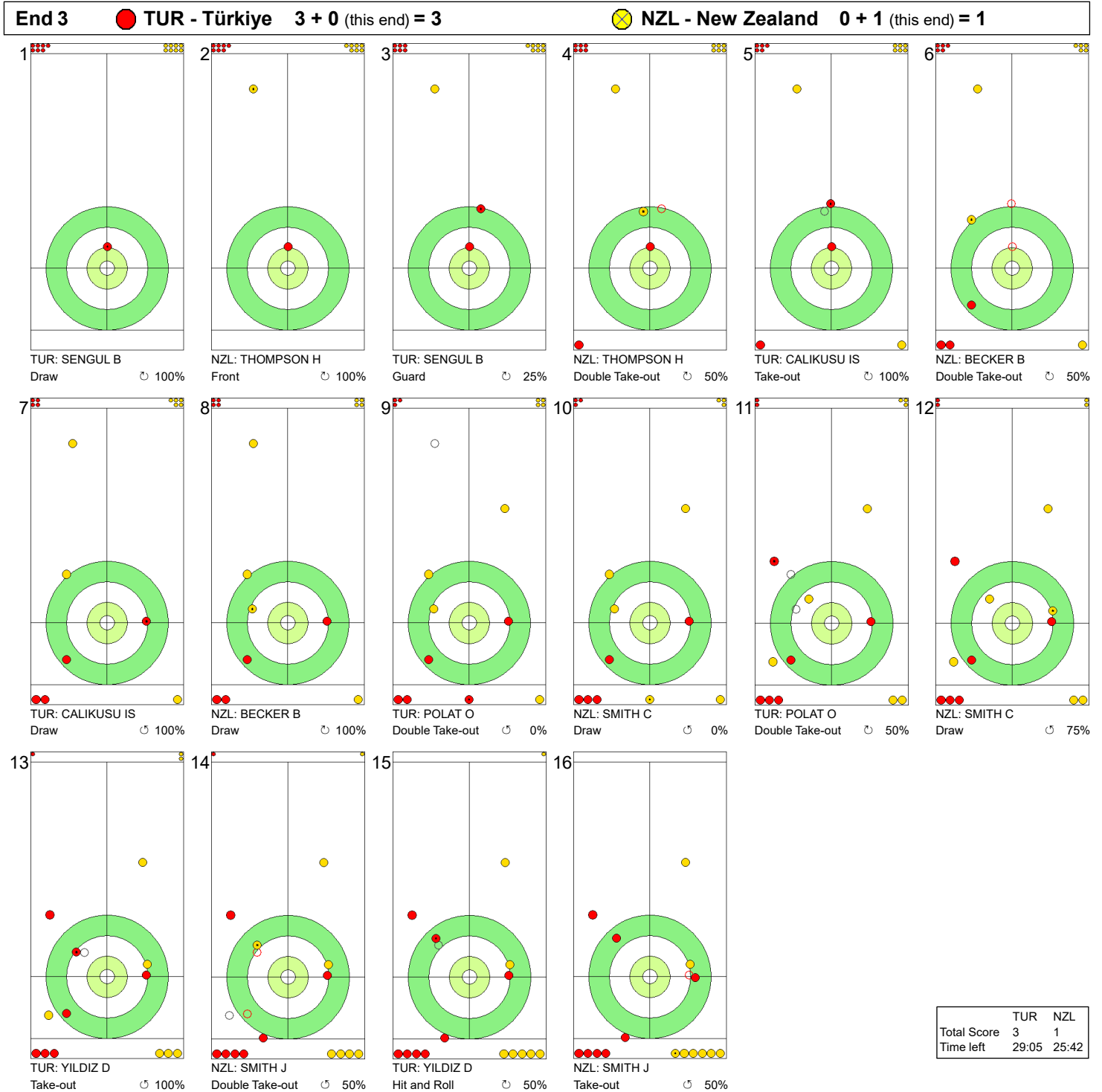


Legend:
 ↻ Clockwise ↺ Counter-clockwise - Not considered

FRI 22 MAR 2024
Start Time 14:00

Round Robin Session 19 - Sheet C

Game - Shot by Shot



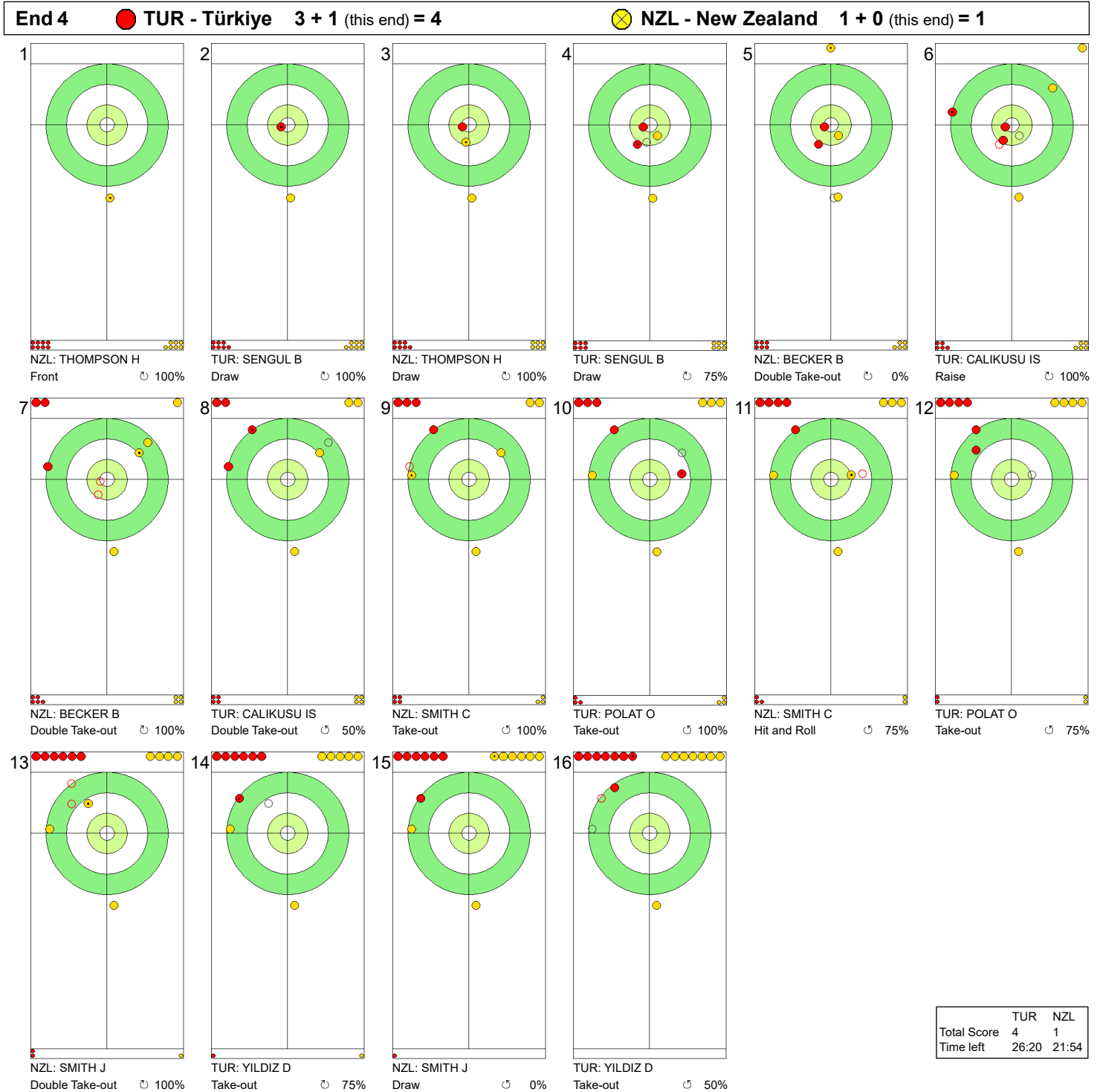
Legend:
 Clockwise Counter-clockwise - Not considered

FRI 22 MAR 2024
Start Time 14:00

Round Robin Session 19 - Sheet C

WORLD CURLING

Game - Shot by Shot



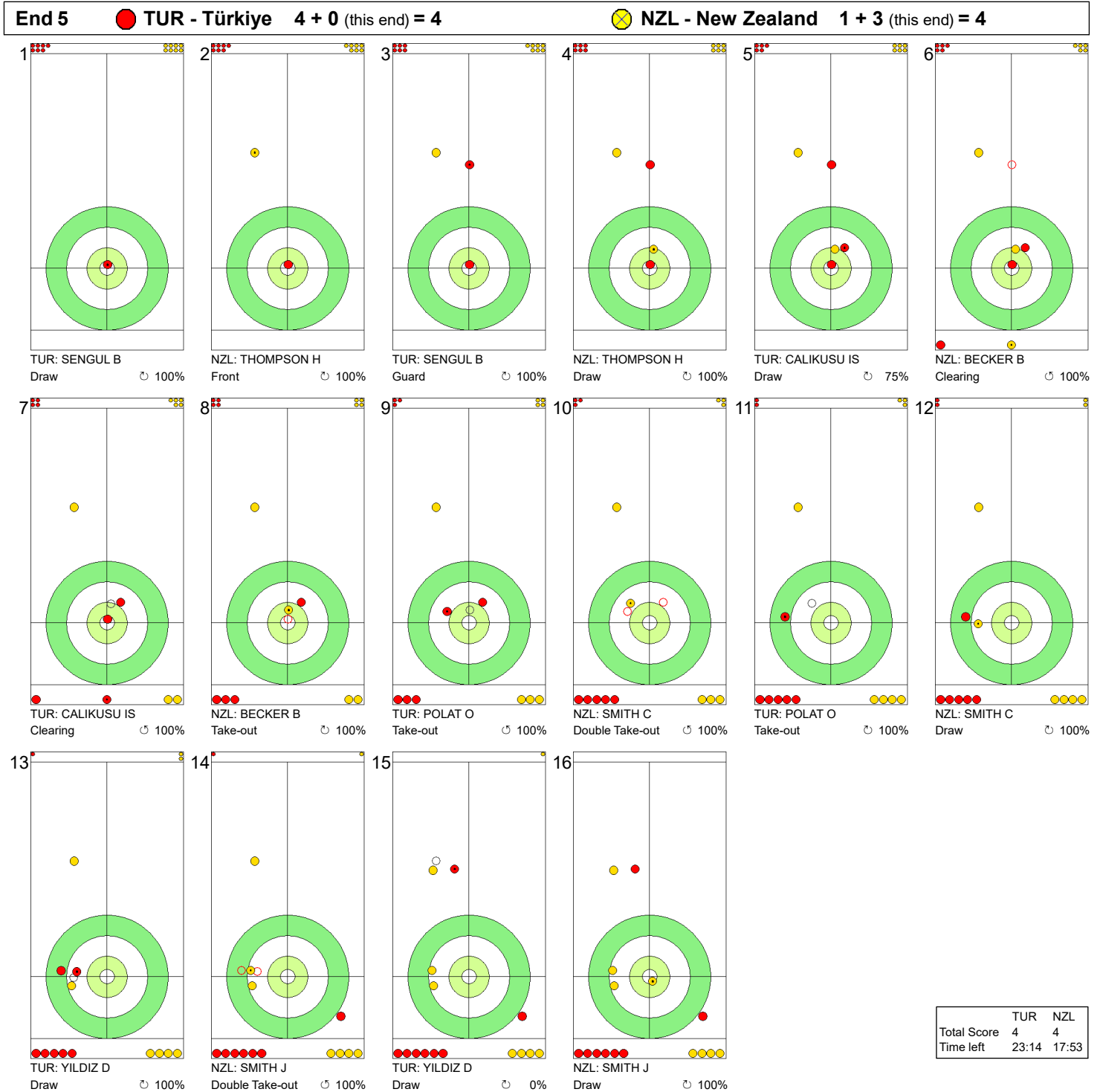
Legend:
 ↻ Clockwise ↺ Counter-clockwise - Not considered

FRI 22 MAR 2024
Start Time 14:00

Round Robin Session 19 - Sheet C

WORLD CURLING

Game - Shot by Shot



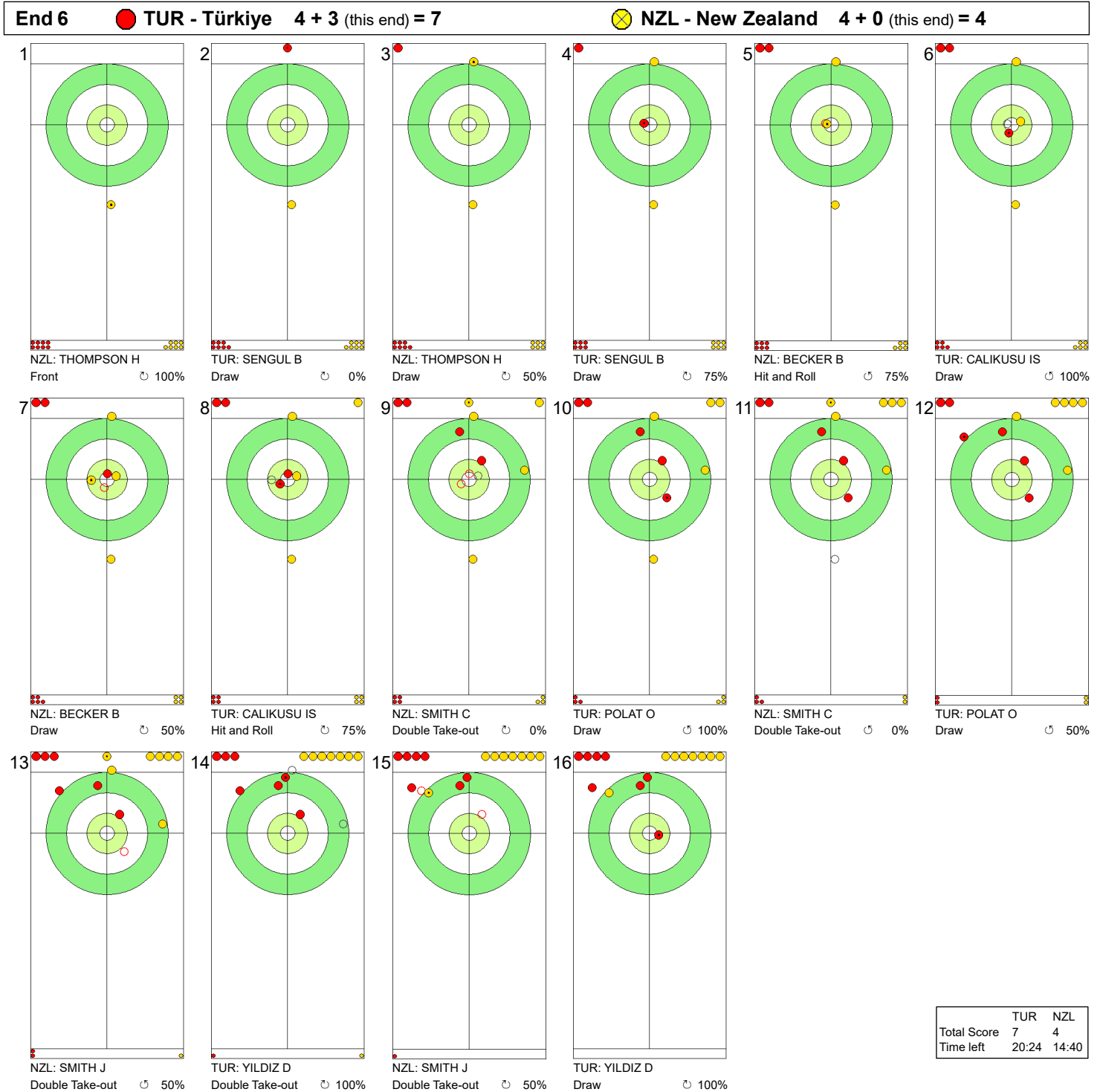
Legend:
 ↻ Clockwise ↺ Counter-clockwise - Not considered

FRI 22 MAR 2024
Start Time 14:00

Round Robin Session 19 - Sheet C

WORLD CURLING

Game - Shot by Shot



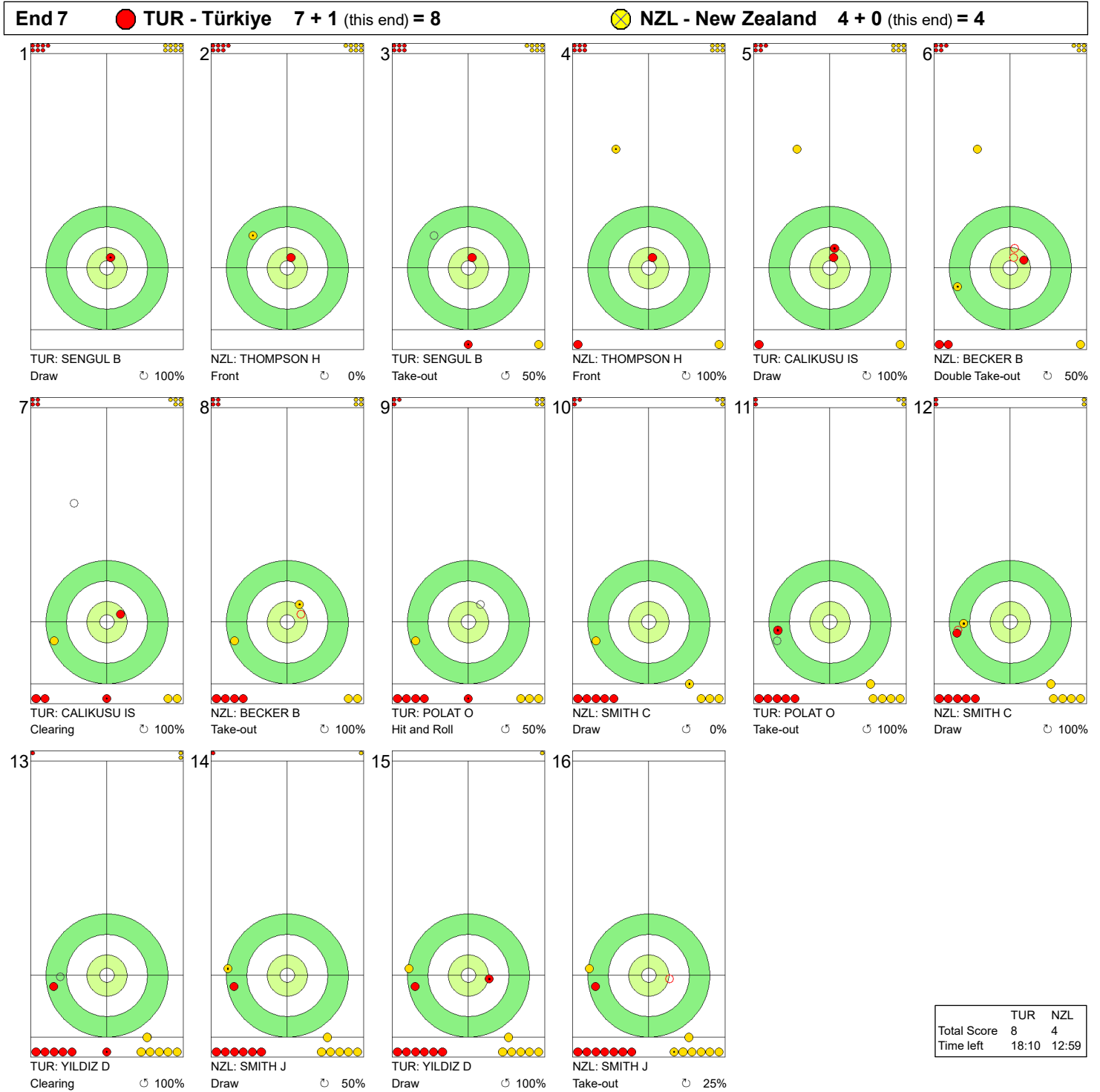
Legend:
 ↻ Clockwise ↺ Counter-clockwise - Not considered

FRI 22 MAR 2024
Start Time 14:00

Round Robin Session 19 - Sheet C

WORLD
CURLING

Game - Shot by Shot



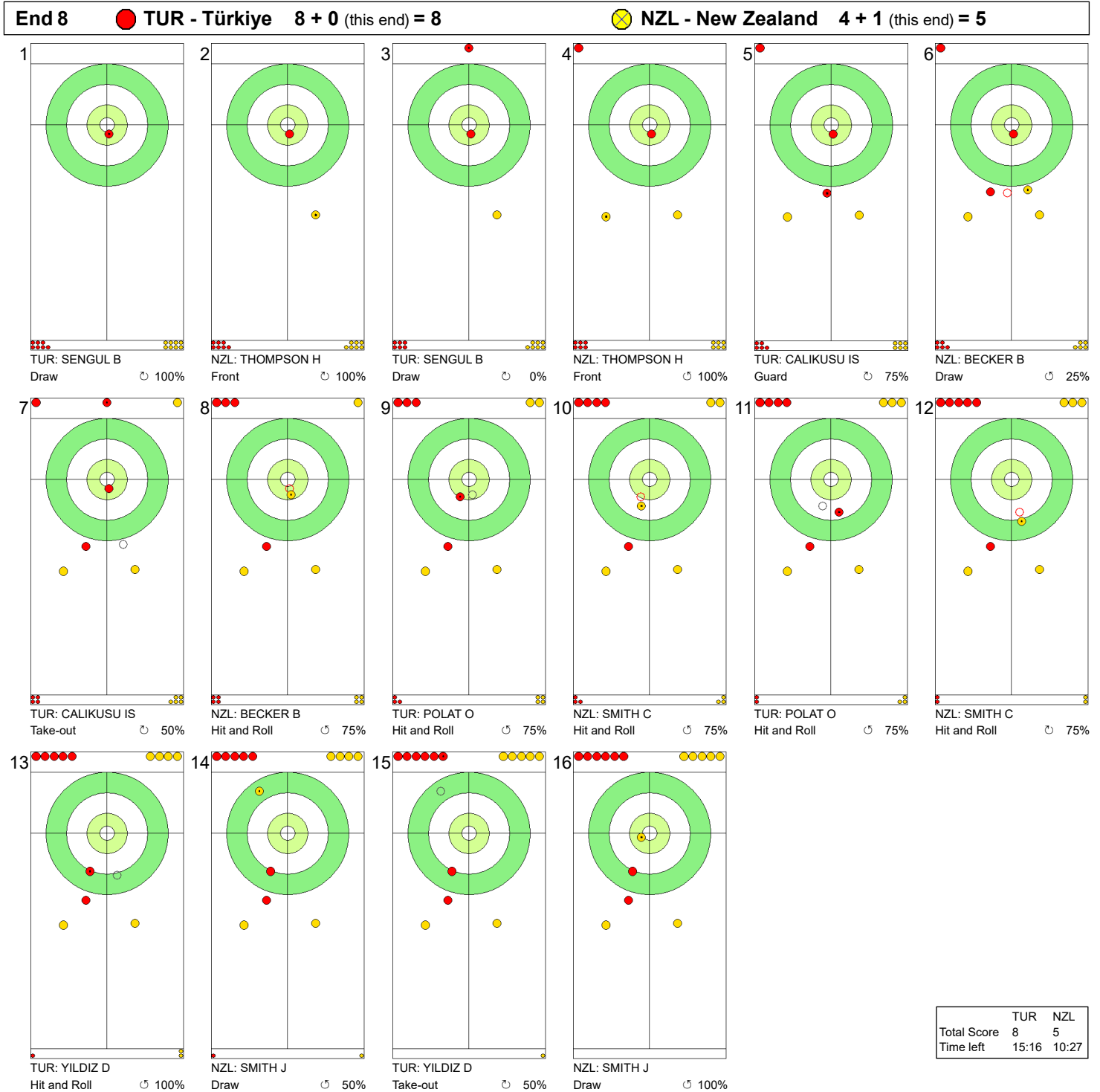
Legend:
 ↻ Clockwise ↺ Counter-clockwise - Not considered

FRI 22 MAR 2024
Start Time 14:00

Round Robin Session 19 - Sheet C

WORLD CURLING

Game - Shot by Shot



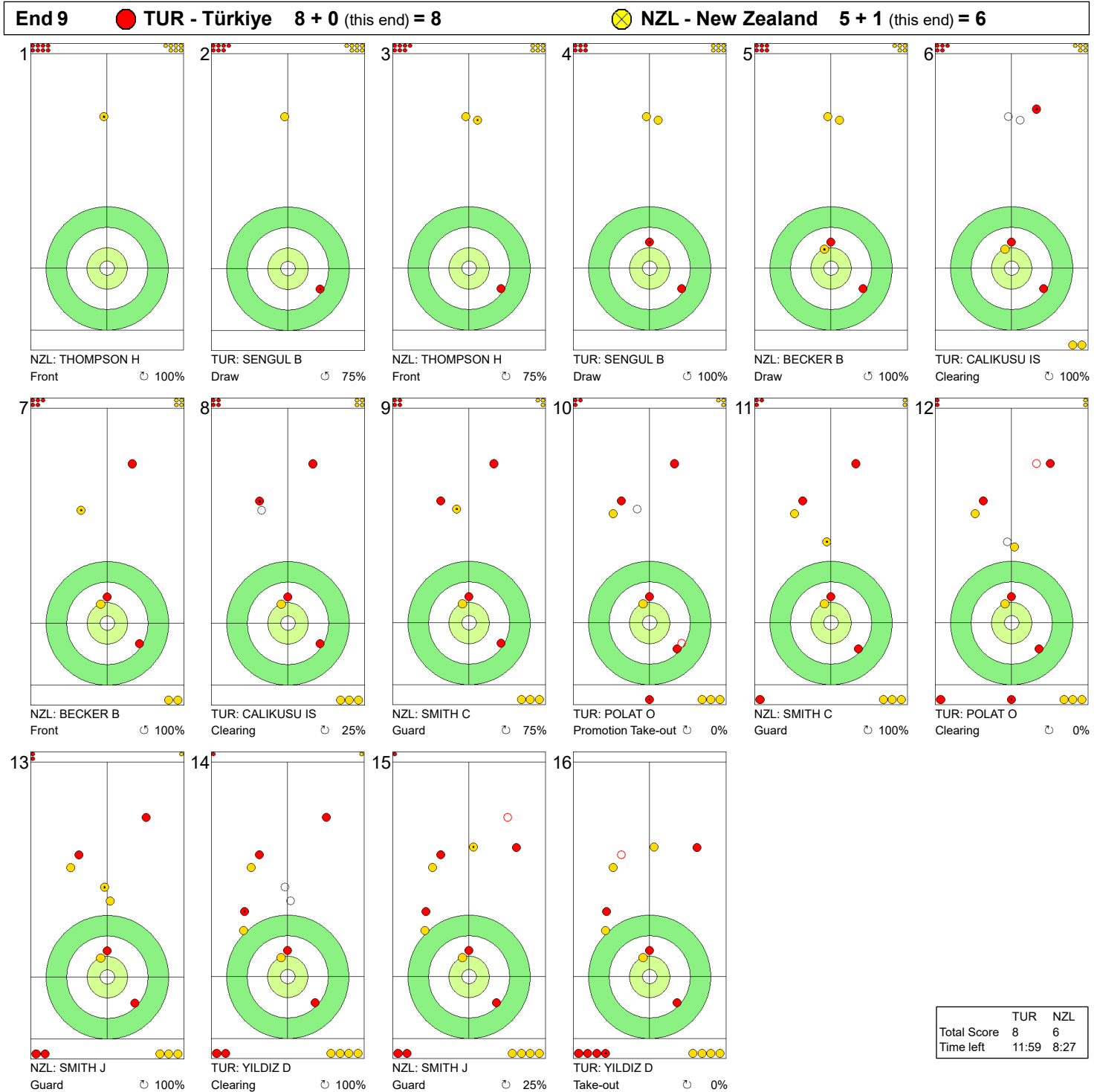
Legend:
 ↻ Clockwise ↺ Counter-clockwise - Not considered

FRI 22 MAR 2024
Start Time 14:00

Round Robin Session 19 - Sheet C

WORLD CURLING

Game - Shot by Shot



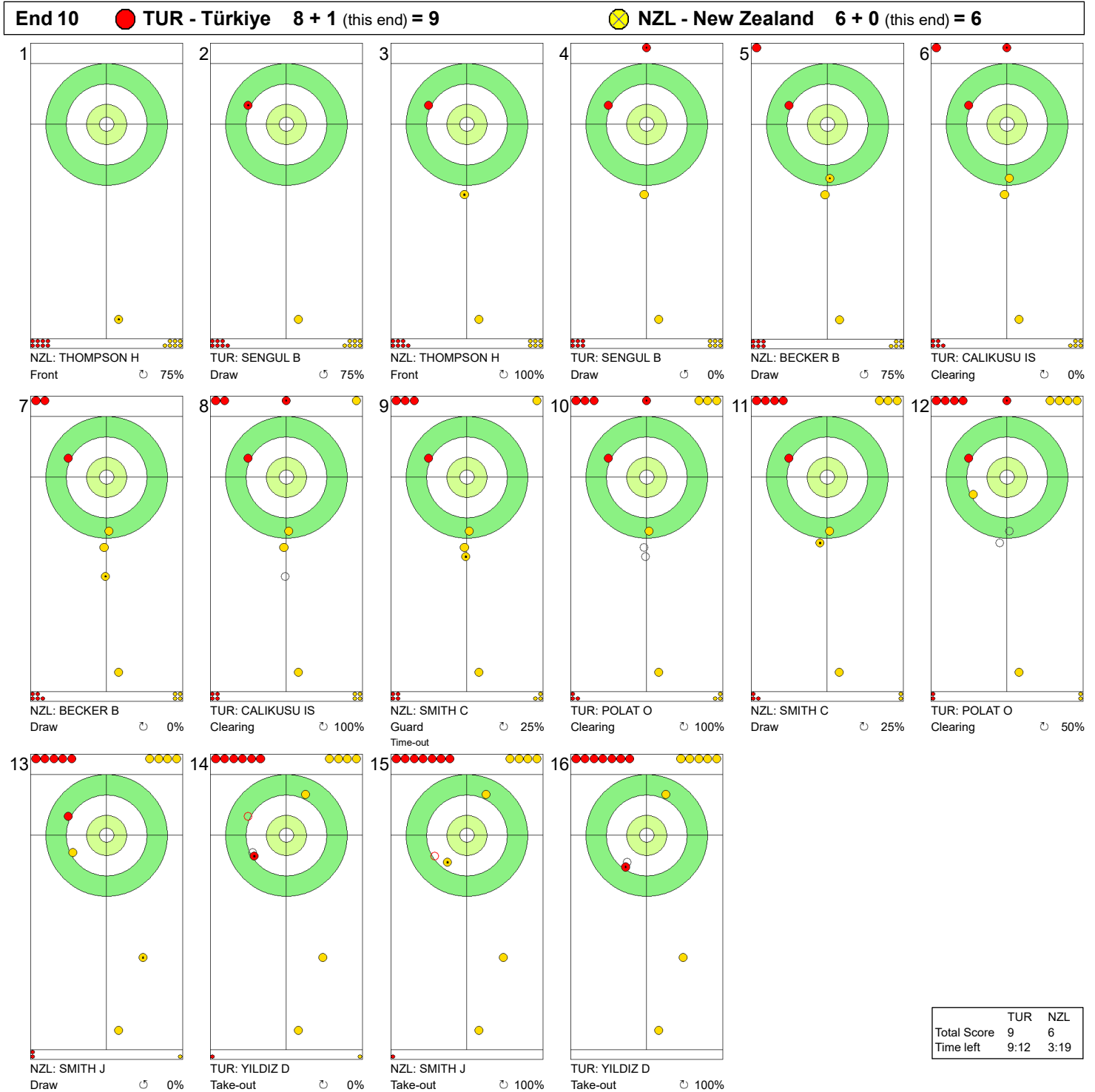
Legend:
 Clockwise Counter-clockwise - Not considered

FRI 22 MAR 2024
Start Time 14:00

Round Robin Session 19 - Sheet C

WORLD CURLING

Game - Shot by Shot



Legend:
 ↻ Clockwise ↺ Counter-clockwise - Not considered

FRI 22 MAR 2024
Start Time 14:00

Round Robin Session 19 - Sheet D

Game Results

Sheet	Team	LSFE	1	2	3	4	5	6	7	8	9	10	Extra Ends	Total
D	SWE - Sweden	*	1	0	0	0	0	0	0	1	0	X		2
	SUI - Switzerland		0	2	0	0	1	0	0	0	1	X		4

SWE - Sweden		Shot Success	Game	All
4 S	HASSELBORG Anna	76%	85%	
3 V	McMANUS Sara	86%	89%	
2	KNOCHENHAUER Agnes	89%	85%	
1	MABERGS Sofia	86%	90%	
A	HELDIN Johanna	-	-	
Team Total		85%	87%	

SUI - Switzerland		Shot Success	Game	All
4 V	PAETZ Alina	95%	88%	
3 S	TIRINZONI Silvana	80%	88%	
2	WITSCHONKE Selina	94%	87%	
1	HOWALD Carole	95%	93%	
A	BERSET Stefanie	-	83%	
Team Total		91%	89%	

Last Stone Draw		Distance
↻	HASSELBORG Anna	27.9cm
↻	McMANUS Sara	16.0cm
Total		43.9cm

Last Stone Draw		Distance
↻	TIRINZONI Silvana	25.0cm
↻	PAETZ Alina	27.5cm
Total		52.5cm

Time remaining: 1 minute 14 seconds

Time remaining: 4 minutes 8 seconds

Time-out: End 8 - SWE stone 6

Time-out: End 10 - SUI stone 8

Shot Success Analysis

SWE - Sweden		↻	↻	Game
4	HASSELBORG Anna	Draws 6 92%	0 -	6 92%
		Take-outs 8 69%	3 67%	11 68%
		Total 14 79%	3 67%	17 76%
3	McMANUS Sara	Draws 2 100%	7 82%	9 86%
		Take-outs 5 90%	6 83%	11 86%
		Total 7 93%	13 83%	20 86%
2	KNOCHENHAUER Agnes	Draws 1 75%	6 92%	7 89%
		Take-outs 6 83%	7 93%	13 88%
		Total 7 82%	13 92%	20 89%
1	MABERGS Sofia	Draws 10 93%	7 96%	17 94%
		Take-outs 0 -	3 42%	3 42%
		Total 10 93%	10 80%	20 86%
A	HELDIN Johanna	Draws 0 -	0 -	0 -
		Take-outs 0 -	0 -	0 -
		Total 0 -	0 -	0 -
Team		Draws 19 92%	20 90%	39 91%
		Take-outs 19 79%	19 78%	38 78%
		Total 38 86%	39 84%	77 85%

SUI - Switzerland		↻	↻	Game
4	PAETZ Alina	Draws 3 100%	3 100%	6 100%
		Take-outs 8 94%	6 92%	14 93%
		Total 11 95%	9 94%	20 95%
3	TIRINZONI Silvana	Draws 2 100%	3 92%	5 95%
		Take-outs 8 63%	7 89%	15 75%
		Total 10 70%	10 90%	20 80%
2	WITSCHONKE Selina	Draws 2 88%	5 100%	7 96%
		Take-outs 8 94%	5 90%	13 92%
		Total 10 93%	10 95%	20 94%
1	HOWALD Carole	Draws 2 75%	16 97%	18 94%
		Take-outs 1 100%	1 100%	2 100%
		Total 3 83%	17 97%	20 95%
A	BERSET Stefanie	Draws 0 -	0 -	0 -
		Take-outs 0 -	0 -	0 -
		Total 0 -	0 -	0 -
Team		Draws 9 92%	27 97%	36 96%
		Take-outs 25 84%	19 91%	44 87%
		Total 34 86%	46 95%	80 91%

Note:
Position and function for each team member:
4 = Fourth, 3 = Third, 2 = Second, 1 = Lead, A = Alternate, S = Skip, V = Vice-Skip

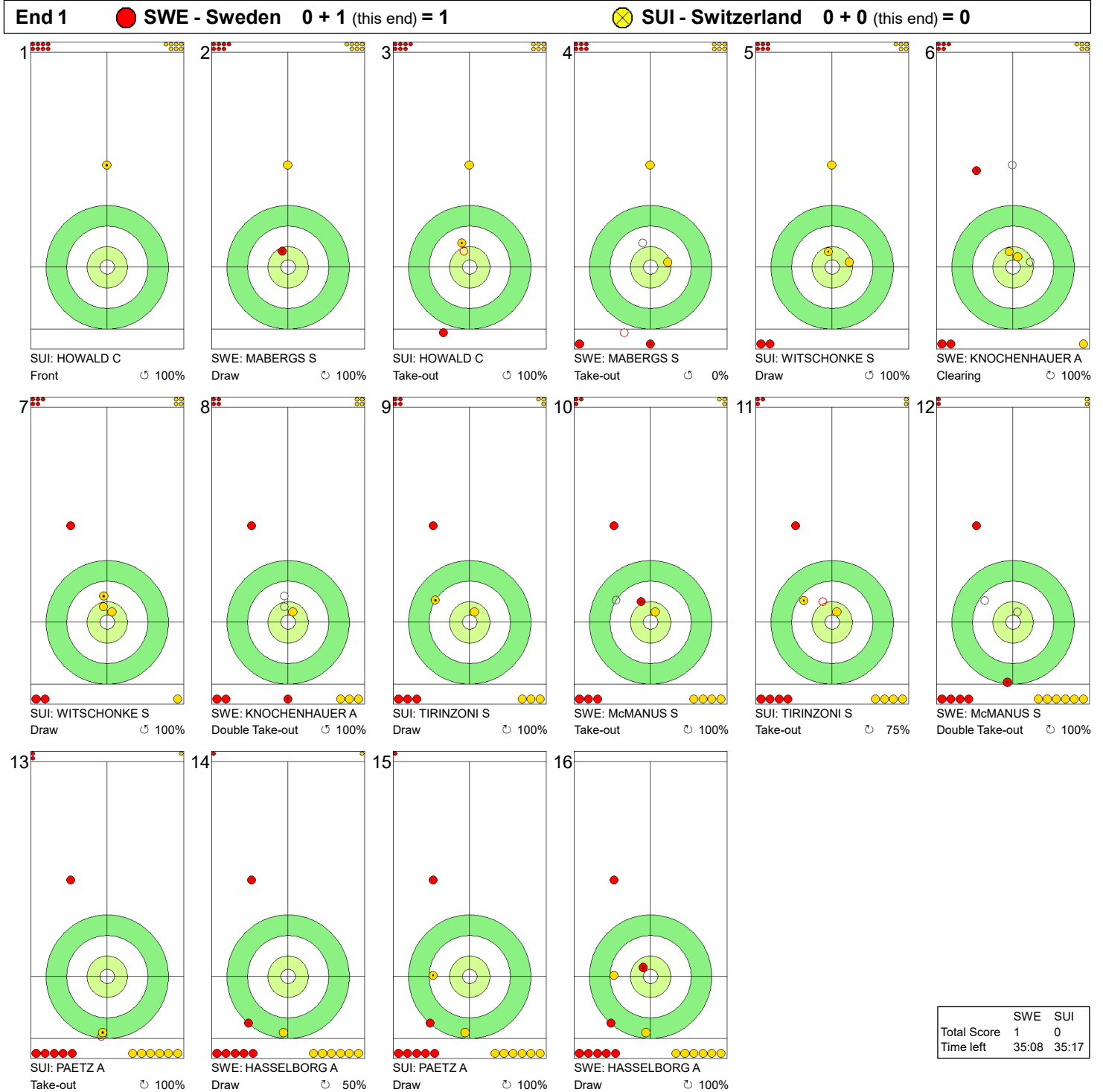
Legend:
↻ Clockwise ↻ Counter-clockwise LSFE(*) Last Stone First End
X Unplayed/unfinished end due to concession

FRI 22 MAR 2024
Start Time 14:00

Round Robin Session 19 - Sheet D

WORLD CURLING

Game - Shot by Shot



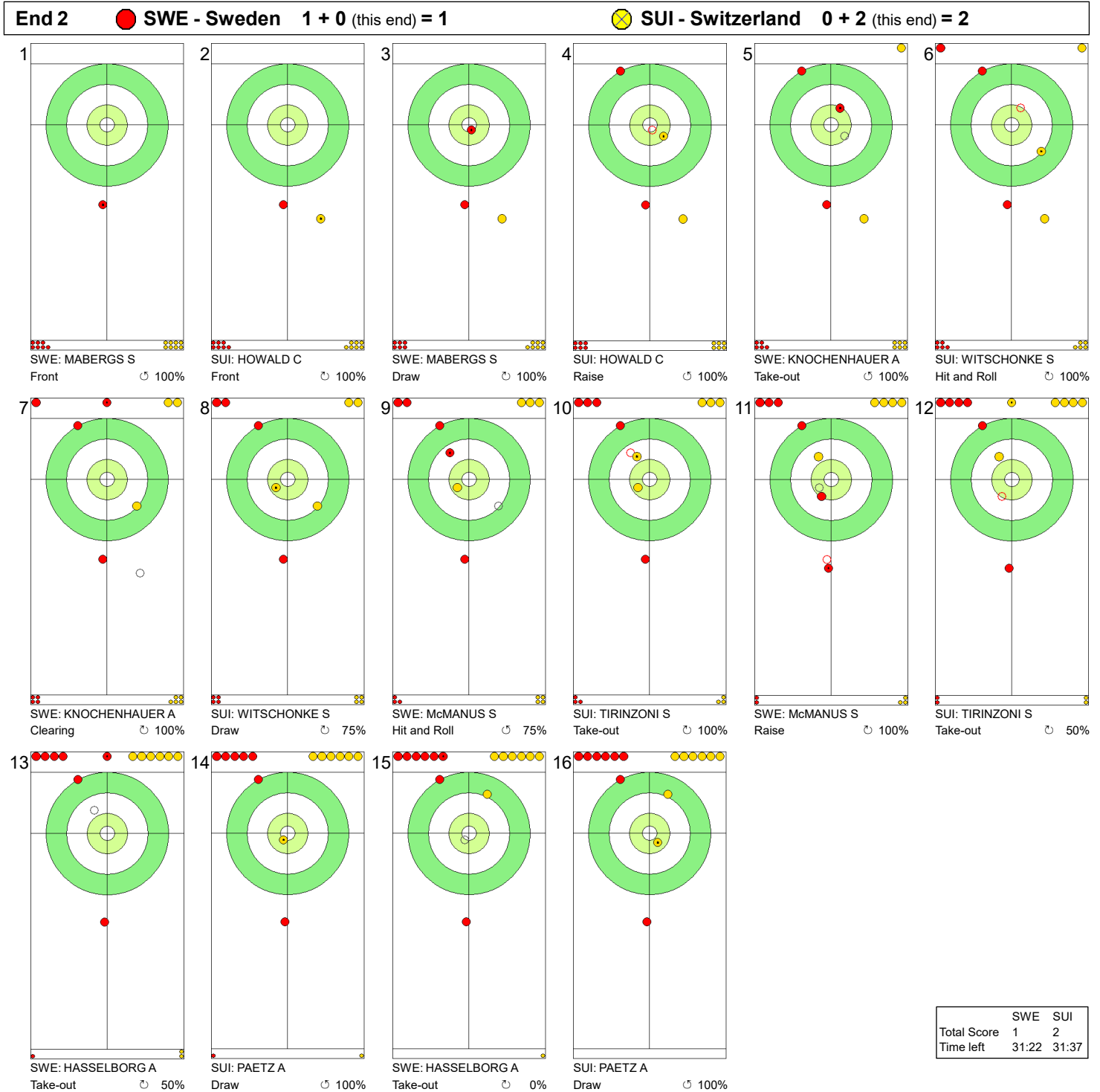
Legend:
 Clockwise Counter-clockwise - Not considered

FRI 22 MAR 2024
Start Time 14:00

Round Robin Session 19 - Sheet D

WORLD CURLING

Game - Shot by Shot



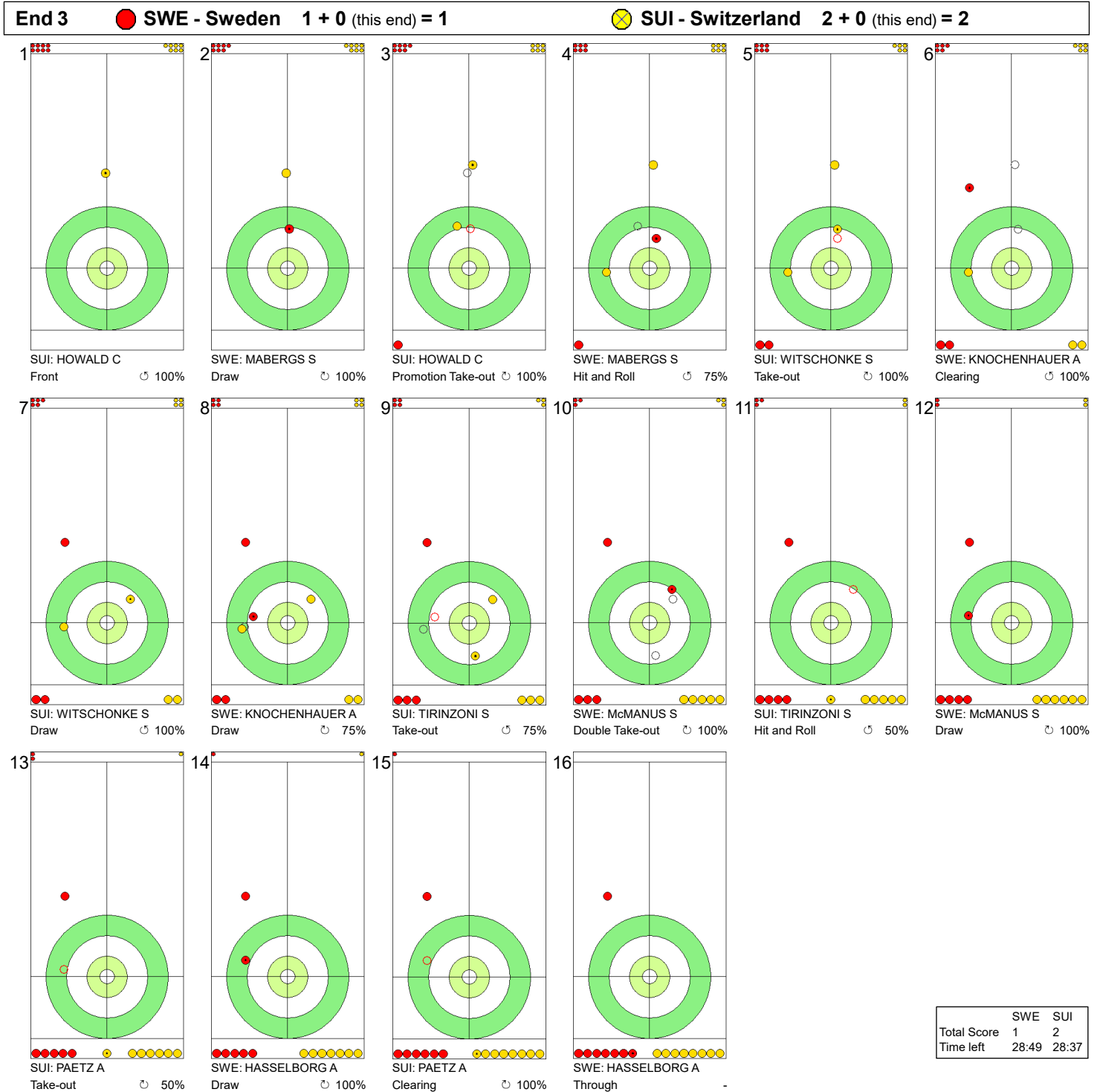
Legend:
 ↻ Clockwise ↺ Counter-clockwise - Not considered

FRI 22 MAR 2024
Start Time 14:00

Round Robin Session 19 - Sheet D

WORLD CURLING

Game - Shot by Shot



Legend:
 ↻ Clockwise ↺ Counter-clockwise - Not considered

FRI 22 MAR 2024
Start Time 14:00

Round Robin Session 19 - Sheet D

Game - Shot by Shot

End 4 ● **SWE - Sweden 1 + 0 (this end) = 1** ● **SUI - Switzerland 2 + 0 (this end) = 2**



	SWE	SUI
Total Score	1	2
Time left	24:38	25:38

Legend:
 ↻ Clockwise ↺ Counter-clockwise - Not considered

FRI 22 MAR 2024
Start Time 14:00

Round Robin Session 19 - Sheet D

Game - Shot by Shot

End 5 **SWE - Sweden 1 + 0 (this end) = 1** **SUI - Switzerland 2 + 1 (this end) = 3**



	SWE	SUI
Total Score	1	3
Time left	19:04	21:06

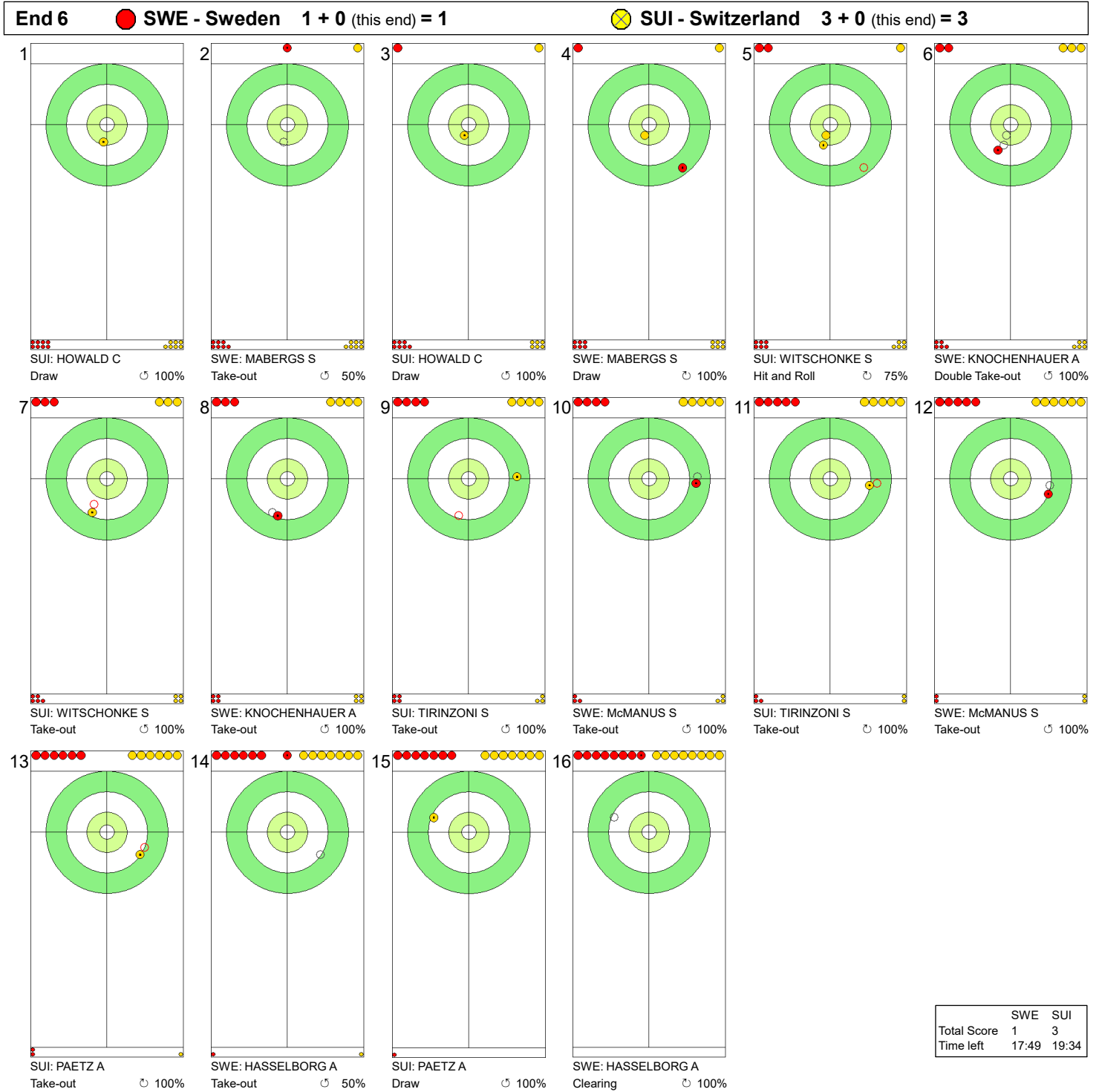
Legend:
 ↻ Clockwise ↺ Counter-clockwise - Not considered

FRI 22 MAR 2024
Start Time 14:00

Round Robin Session 19 - Sheet D

WORLD CURLING

Game - Shot by Shot



Legend:
 ↻ Clockwise ↺ Counter-clockwise - Not considered

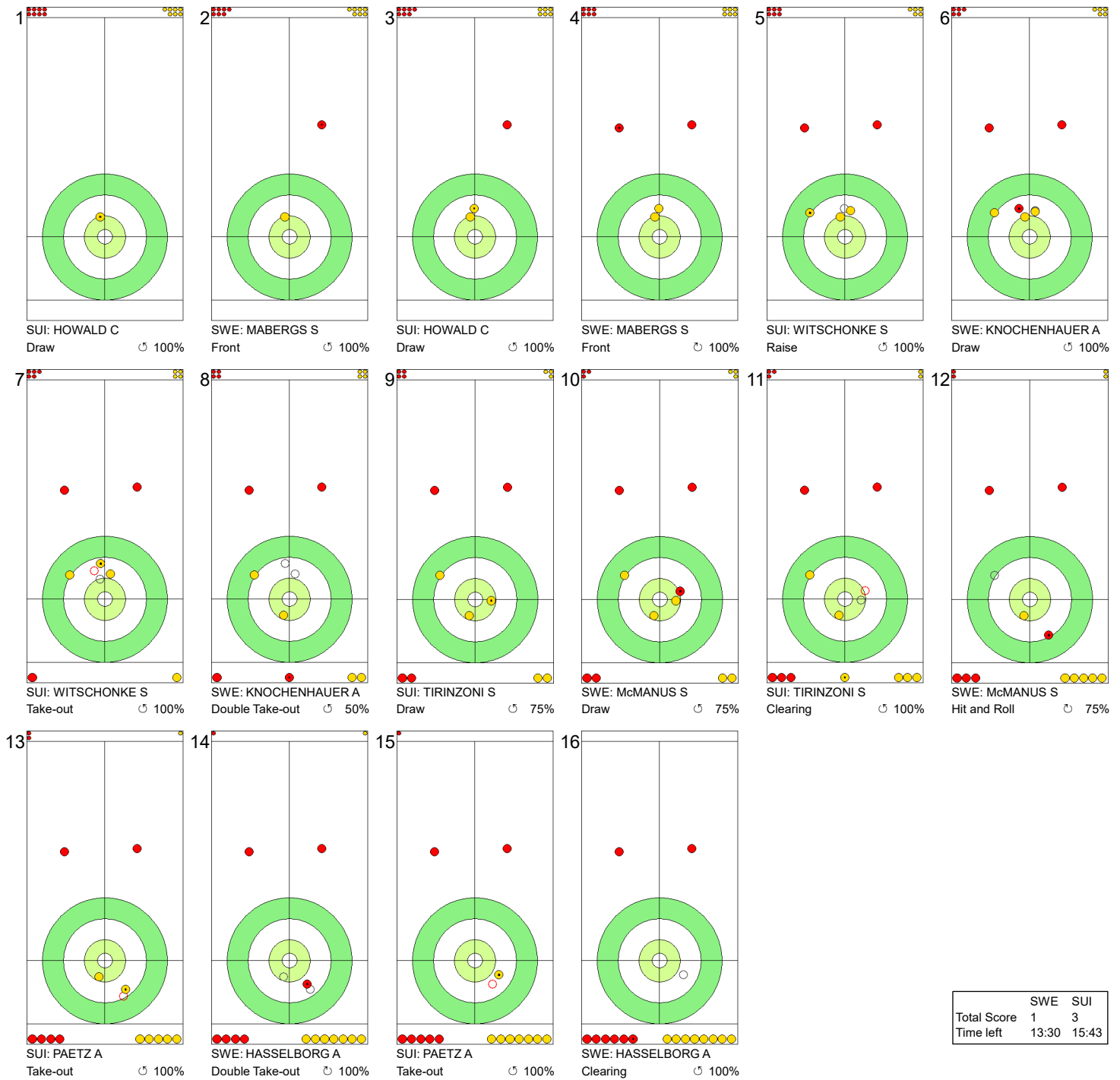
FRI 22 MAR 2024
Start Time 14:00

Round Robin Session 19 - Sheet D

WORLD CURLING

Game - Shot by Shot

End 7 **SWE - Sweden 1 + 0 (this end) = 1** **SUI - Switzerland 3 + 0 (this end) = 3**



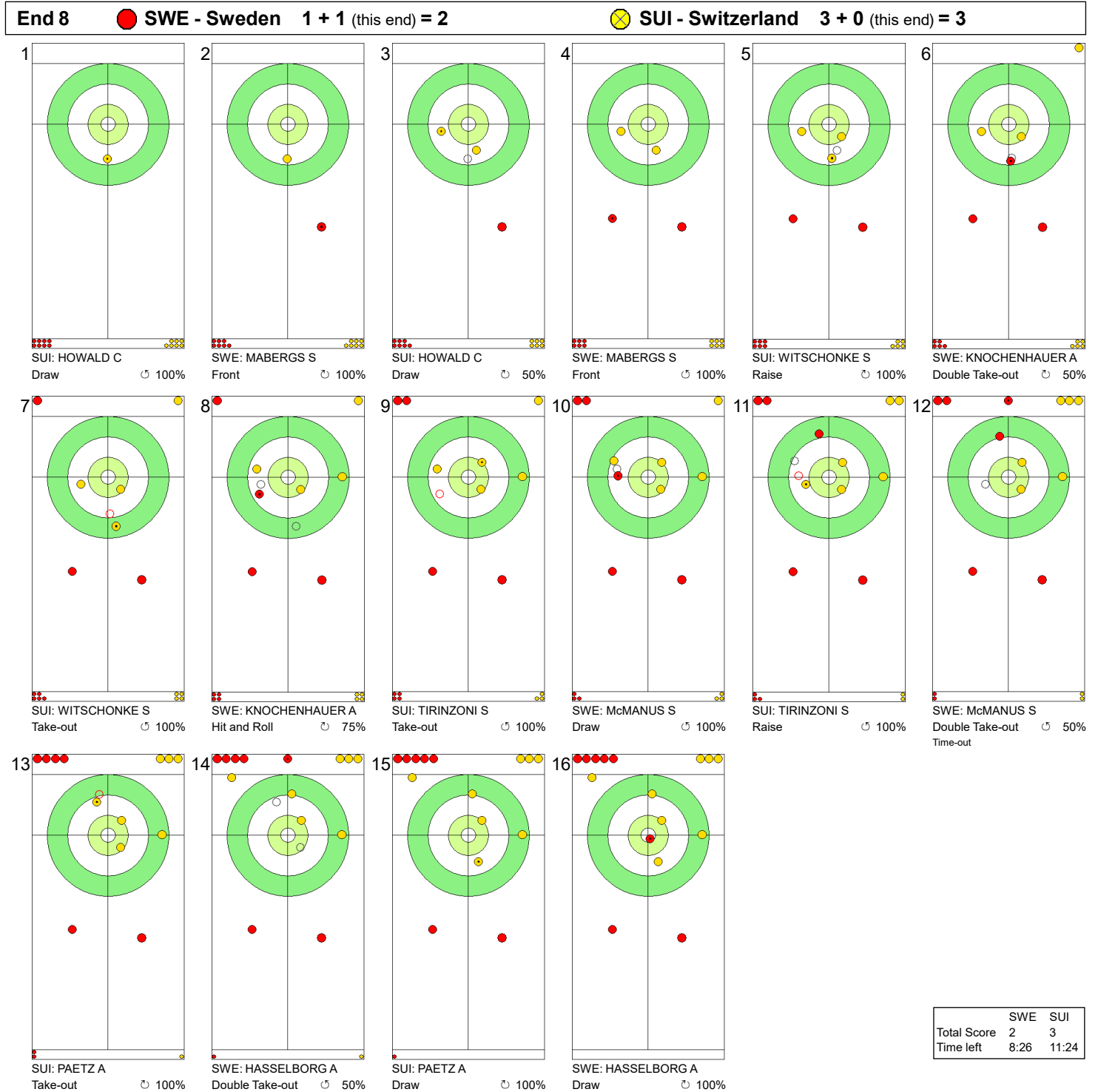
	SWE	SUI
Total Score	1	3
Time left	13:30	15:43

Legend:
 ↻ Clockwise ↺ Counter-clockwise - Not considered

FRI 22 MAR 2024
Start Time 14:00

Round Robin Session 19 - Sheet D

Game - Shot by Shot



Legend:
 ↻ Clockwise ↺ Counter-clockwise - Not considered

FRI 22 MAR 2024
Start Time 14:00

Round Robin Session 19 - Sheet D

WORLD CURLING

Game - Shot by Shot

End 9 ● **SWE - Sweden 2 + 0 (this end) = 2** ⊗ **SUI - Switzerland 3 + 1 (this end) = 4**



	SWE	SUI
Total Score	2	4
Time left	3:22	7:04

Legend:
↻ Clockwise ↺ Counter-clockwise - Not considered

FRI 22 MAR 2024
Start Time 14:00

Round Robin Session 19 - Sheet D

WORLD CURLING

Game - Shot by Shot

End 10 ● **SWE - Sweden 2 + X (this end) = 2** ● **SUI - Switzerland 4 + X (this end) = 4**



Legend:
 ↻ Clockwise ↺ Counter-clockwise - Not considered
 X Unfinished end due to concession

FRI 22 MAR 2024
 Start Time 9:00

Round Robin Session 18

WORLD CURLING

Session Results and Standings

Sheet	Team	LSD/LSFE	1	2	3	4	5	6	7	8	9	10	Extra Ends	Total
A	SUI - Switzerland	43.5cm	0	0	2	1	0	0	0	1	2	X		6
	ITA - Italy	37.8cm *	0	0	0	0	2	0	0	0	0	X		2
B	NOR - Norway	141.9cm *	0	2	0	3	2	0	1	1	X	X		9
	DEN - Denmark	263.6cm	0	0	1	0	0	2	0	0	X	X		3
C	USA - United States	215.8cm	0	2	3	0	0	2	0	1	4	X		12
	EST - Estonia	60.6cm *	0	0	0	1	2	0	1	0	0	X		4
D	SCO - Scotland	102.9cm *	0	0	0	1	3	0	0	2	1	X		7
	JPN - Japan	161.8cm	0	0	0	0	0	1	1	0	0	X		2

Current Standings

Rank	Team	Games	Wins	Losses	
1	CAN - Canada	10	10	0	Q
2	ITA - Italy	11	9	2	Q
2	SUI - Switzerland	11	9	2	Q
4	KOR - Korea	10	8	2	Q
5	SWE - Sweden	11	7	4	Q
6	DEN - Denmark	11	6	5	Q
7	SCO - Scotland	11	5	6	
7	USA - United States	11	5	6	
9	NOR - Norway	11	4	7	
10	JPN - Japan	11	3	8	
11	TUR - Türkiye	11	2	9	
12	NZL - New Zealand	10	1	9	
13	EST - Estonia	11	1	10	

Attendance

Session: 2'017 Total: 28'320

Note:
 Under WCF rules, tie-breaking rules for standings are not applied until after the last game of the round robin.

Legend:
LSD Last Stone Draw **LSFE(*)** Last Stone First End **Q** Qualified for the play-offs
X Unplayed/unfinished end due to concession

FRI 22 MAR 2024
Start Time 9:00

Round Robin Session 18 - Sheet A

Game Results

Sheet	Team	LSFE	1	2	3	4	5	6	7	8	9	10	Extra Ends	Total
A	SUI - Switzerland		0	0	2	1	0	0	0	1	2	X		6
	ITA - Italy	*	0	0	0	0	2	0	0	0	0	X		2

SUI - Switzerland		Shot Success	Game	All
4 V	PAETZ Alina	97%	88%	
3 S	TIRINZONI Silvana	89%	89%	
2	WITSCHONKE Selina	96%	86%	
1	HOWALD Carole	89%	93%	
A	BERSET Stefanie	-	83%	
Team Total		93%	89%	

ITA - Italy		Shot Success	Game	All
4 S	CONSTANTINI Stefania	81%	86%	
3	MATHIS Elena	83%	80%	
2	ROMEI Angela	96%	88%	
1 V	ZARDINI LACEDELLI Giulia	92%	92%	
A	LO DESERTO Marta	-	75%	
Team Total		88%	86%	

Last Stone Draw		Distance
↻	TIRINZONI Silvana	24.9cm
↻	PAETZ Alina	18.6cm
Total		43.5cm

Last Stone Draw		Distance
↻	ZARDINI LACEDELLI Giulia	21.4cm
↻	CONSTANTINI Stefania	16.4cm
Total		37.8cm

Time remaining: 4 minutes 6 seconds

Time remaining: 1 minute 48 seconds

Time-out: End 8 - ITA stone 6

Shot Success Analysis

SUI - Switzerland		↻	↻	Game
4	PAETZ Alina	Draws 2 100%	0 -	2 100%
		Take-outs 9 100%	7 93%	16 97%
		Total 11 100%	7 93%	18 97%
3	TIRINZONI Silvana	Draws 1 100%	0 -	1 100%
		Take-outs 8 88%	9 89%	17 88%
		Total 9 89%	9 89%	18 89%
2	WITSCHONKE Selina	Draws 3 100%	2 75%	5 90%
		Take-outs 8 97%	5 100%	13 98%
		Total 11 98%	7 93%	18 96%
1	HOWALD Carole	Draws 1 75%	15 95%	16 94%
		Take-outs 2 50%	0 -	2 50%
		Total 3 58%	15 95%	18 89%
A	BERSET Stefanie	Draws 0 -	0 -	0 -
		Take-outs 0 -	0 -	0 -
		Total 0 -	0 -	0 -
Team		Draws 7 96%	17 93%	24 94%
		Take-outs 27 92%	21 93%	48 92%
		Total 34 93%	38 93%	72 93%

ITA - Italy		↻	↻	Game
4	CONSTANTINI Stefania	Draws 4 56%	0 -	4 56%
		Take-outs 4 81%	10 90%	14 88%
		Total 8 69%	10 90%	18 81%
3	MATHIS Elena	Draws 5 70%	4 81%	9 75%
		Take-outs 4 81%	5 100%	9 92%
		Total 9 75%	9 92%	18 83%
2	ROMEI Angela	Draws 4 100%	5 95%	9 97%
		Take-outs 2 100%	7 93%	9 94%
		Total 6 100%	12 94%	18 96%
1	ZARDINI LACEDELLI Giulia	Draws 4 94%	11 89%	15 90%
		Take-outs 2 100%	1 100%	3 100%
		Total 6 96%	12 90%	18 92%
A	LO DESERTO Marta	Draws 0 -	0 -	0 -
		Take-outs 0 -	0 -	0 -
		Total 0 -	0 -	0 -
Team		Draws 17 79%	20 89%	37 84%
		Take-outs 12 88%	23 93%	35 91%
		Total 29 83%	43 91%	72 88%

Note:
Position and function for each team member:
4 = Fourth, 3 = Third, 2 = Second, 1 = Lead, A = Alternate, S = Skip, V = Vice-Skip

Legend:
↻ Clockwise ↻ Counter-clockwise LSFE(*) Last Stone First End
X Unplayed/unfinished end due to concession

FRI 22 MAR 2024
Start Time 9:00

Round Robin Session 18 - Sheet A

WORLD CURLING

Game - Shot by Shot

End 1			SUI - Switzerland 0 + 0 (this end) = 0			ITA - Italy 0 + 0 (this end) = 0											
1		SUI: HOWALD C Draw 100%	2		ITA: ZARDINI LACEDELLI Hit and Roll 100%	3		SUI: HOWALD C Hit and Roll 0%	4		ITA: ZARDINI LACEDELLI Draw 100%	5		SUI: WITSCHONKE S Hit and Roll 100%	6		ITA: ROMEI A Take-out 100%
7		SUI: WITSCHONKE S Take-out 100%	8		ITA: ROMEI A Take-out 100%	9		SUI: TIRINZONI S Hit and Roll 100%	10		ITA: MATHIS E Promotion Take-out 100%	11		SUI: TIRINZONI S Double Take-out 100%	12		ITA: MATHIS E Hit and Roll 100%
13		SUI: PAETZ A Take-out 100%	14		ITA: CONSTANTINI S Take-out 100%	15		SUI: PAETZ A Take-out 100%	16		ITA: CONSTANTINI S Clearing 100%						

	SUI	ITA
Total Score	0	0
Time left	36:27	36:18

Legend:
 Clockwise
 Counter-clockwise
 - Not considered

FRI 22 MAR 2024
Start Time 9:00

Round Robin Session 18 - Sheet A

WORLD CURLING

Game - Shot by Shot

End 2			SUI - Switzerland 0 + 0 (this end) = 0			ITA - Italy 0 + 0 (this end) = 0											
1		SUI: HOWALD C Draw 100%	2		ITA: ZARDINI LACEDELLI Hit and Roll 100%	3		SUI: HOWALD C Hit and Roll 100%	4		ITA: ZARDINI LACEDELLI Front 100%	5		SUI: WITSCHONKE S Draw 100%	6		ITA: ROMEI A Double Take-out 100%
7		SUI: WITSCHONKE S Hit and Roll 100%	8		ITA: ROMEI A Take-out 100%	9		SUI: TIRINZONI S Hit and Roll 100%	10		ITA: MATHIS E Draw 50%	11		SUI: TIRINZONI S Hit and Roll 100%	12		ITA: MATHIS E Draw 75%
13		SUI: PAETZ A Hit and Roll 100%	14		ITA: CONSTANTINI S Double Take-out 100%	15		SUI: PAETZ A Hit and Roll 75%	16		ITA: CONSTANTINI S Clearing 100%						

	SUI	ITA
Total Score	0	0
Time left	32:53	33:05

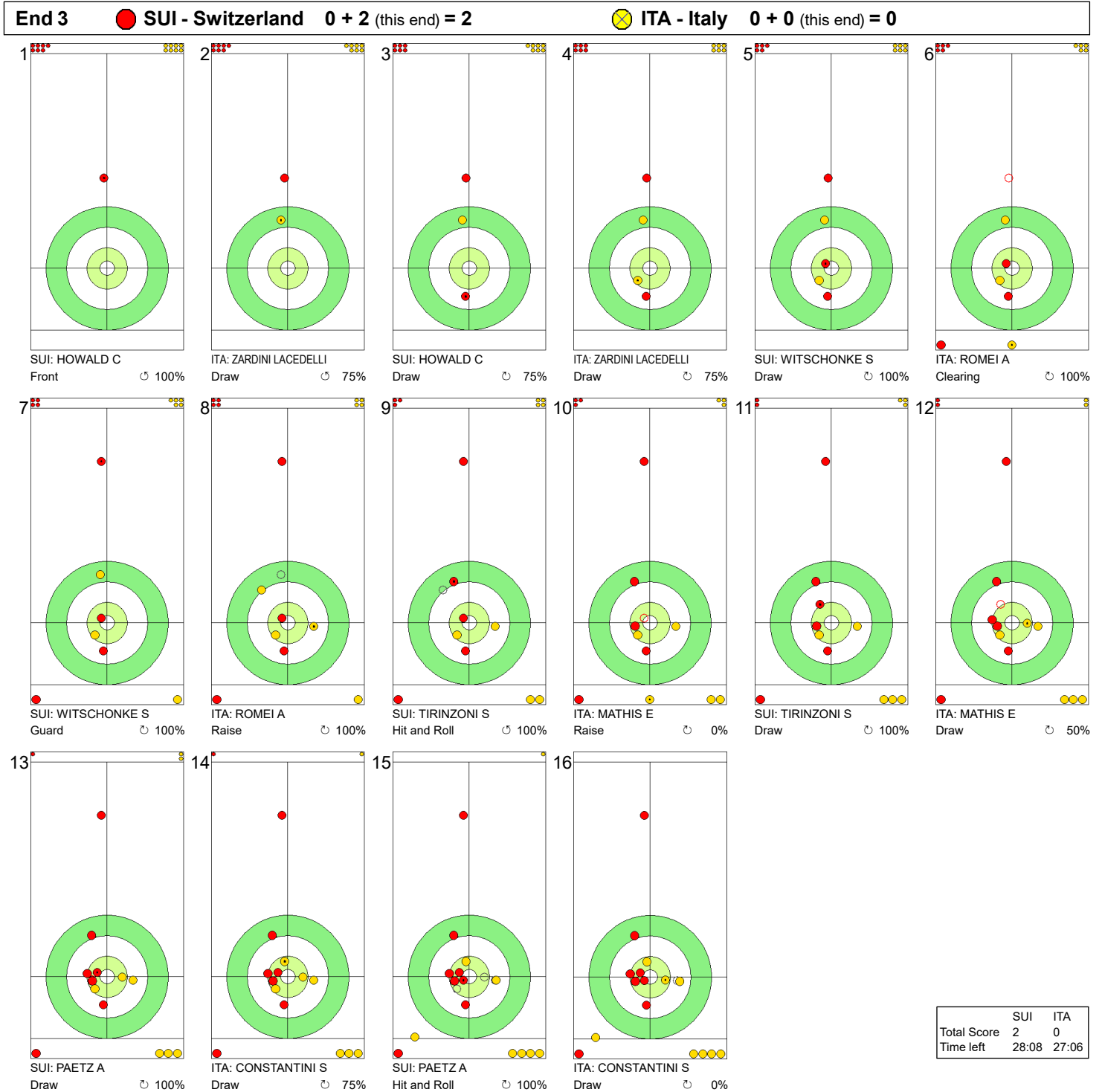
Legend:
 Clockwise Counter-clockwise - Not considered

FRI 22 MAR 2024
Start Time 9:00

Round Robin Session 18 - Sheet A

WORLD CURLING

Game - Shot by Shot



Legend:
↻ Clockwise ↻ Counter-clockwise - Not considered

FRI 22 MAR 2024
Start Time 9:00

Round Robin Session 18 - Sheet A

WORLD CURLING

Game - Shot by Shot

End 4 ● SUI - Switzerland 2 + 1 (this end) = 3			● ITA - Italy 0 + 0 (this end) = 0		
1 	2 	3 	4 	5 	6
7 	8 	9 	10 	11 	12
13 	14 	15 	16 		

	SUI	ITA
Total Score	3	0
Time left	24:31	23:10

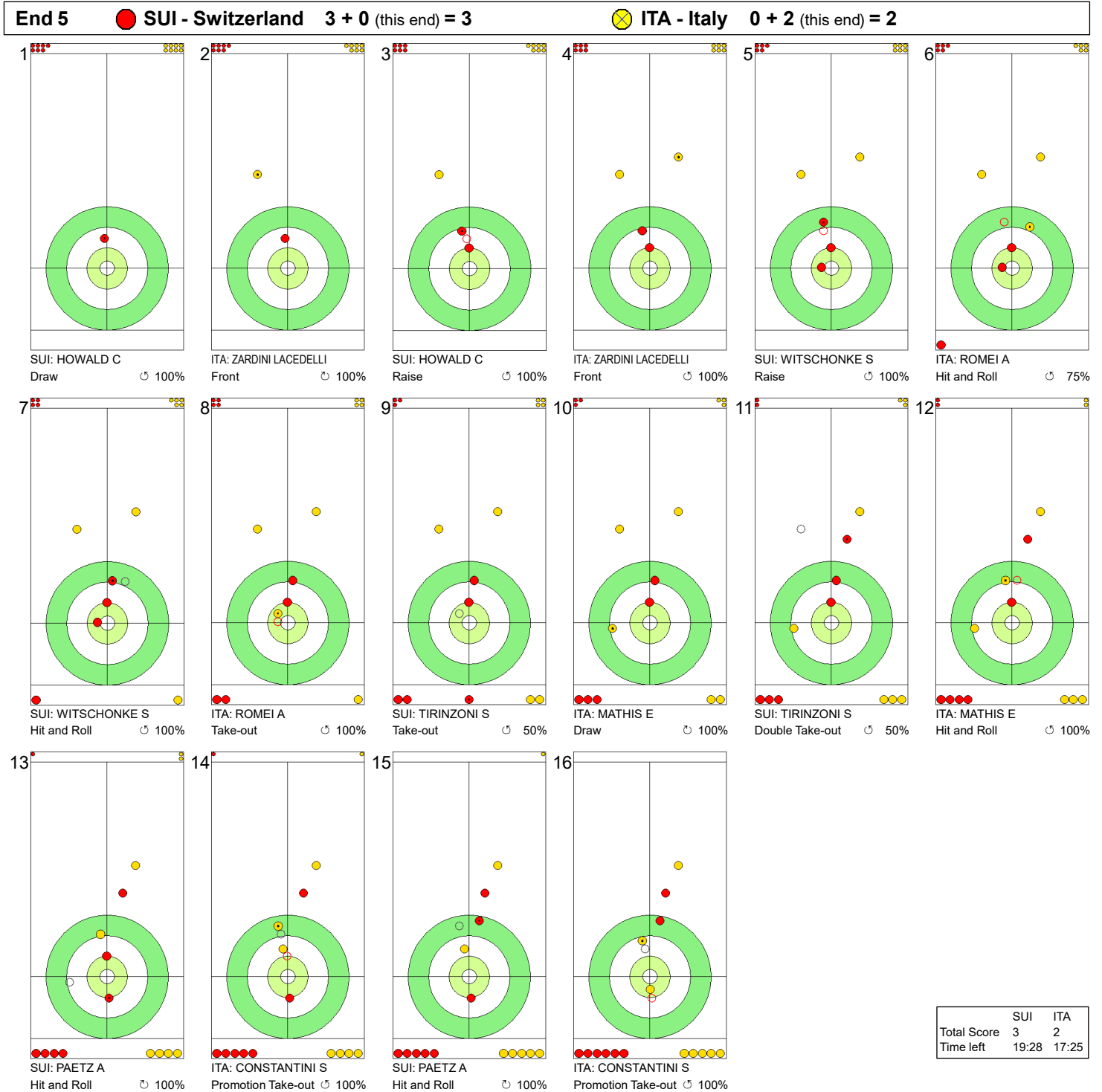
Legend:
 ↻ Clockwise ↺ Counter-clockwise - Not considered

FRI 22 MAR 2024
Start Time 9:00

Round Robin Session 18 - Sheet A

WORLD CURLING

Game - Shot by Shot



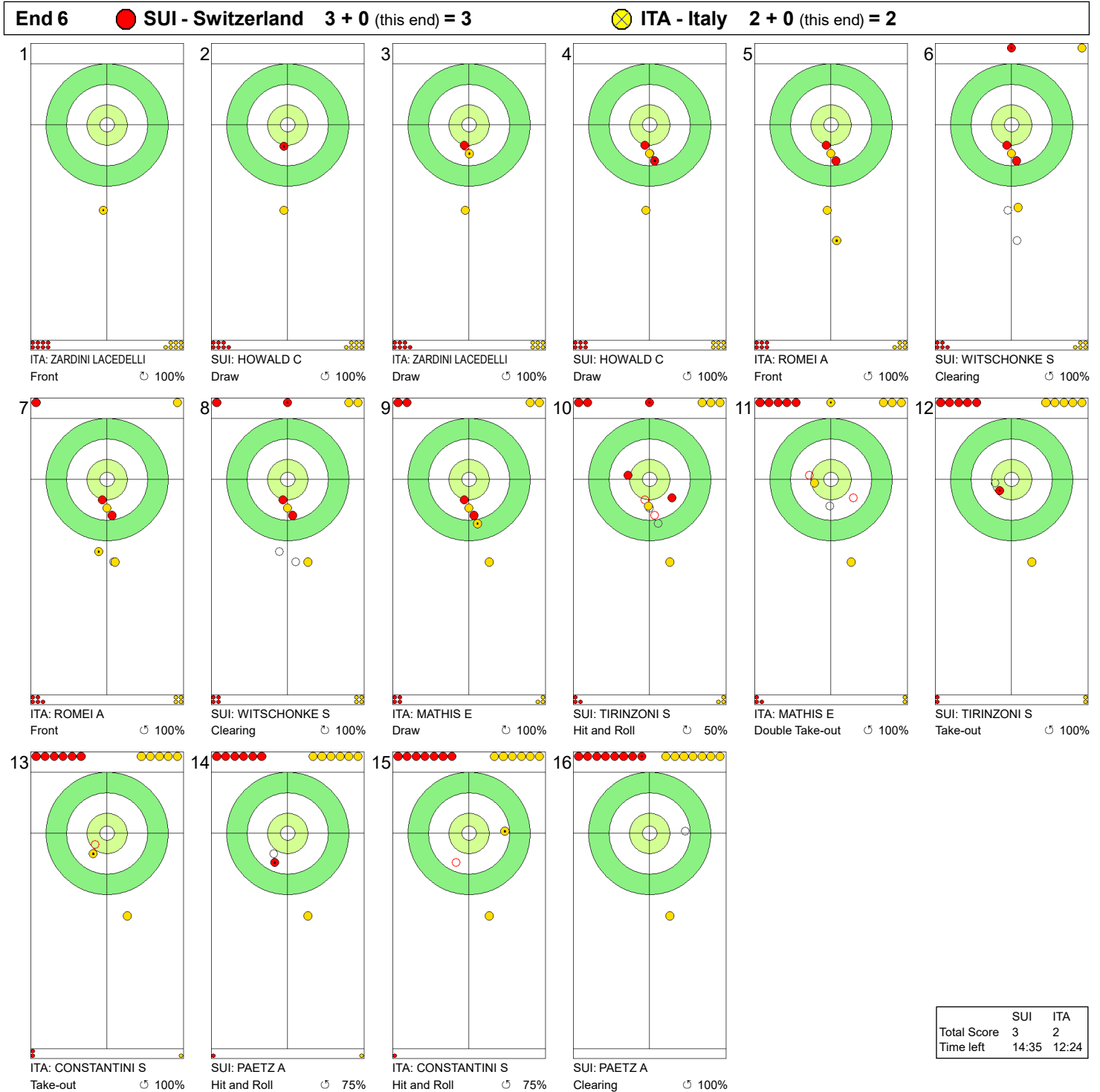
Legend:
 Clockwise Counter-clockwise - Not considered

FRI 22 MAR 2024
Start Time 9:00

Round Robin Session 18 - Sheet A

WORLD
CURLING

Game - Shot by Shot



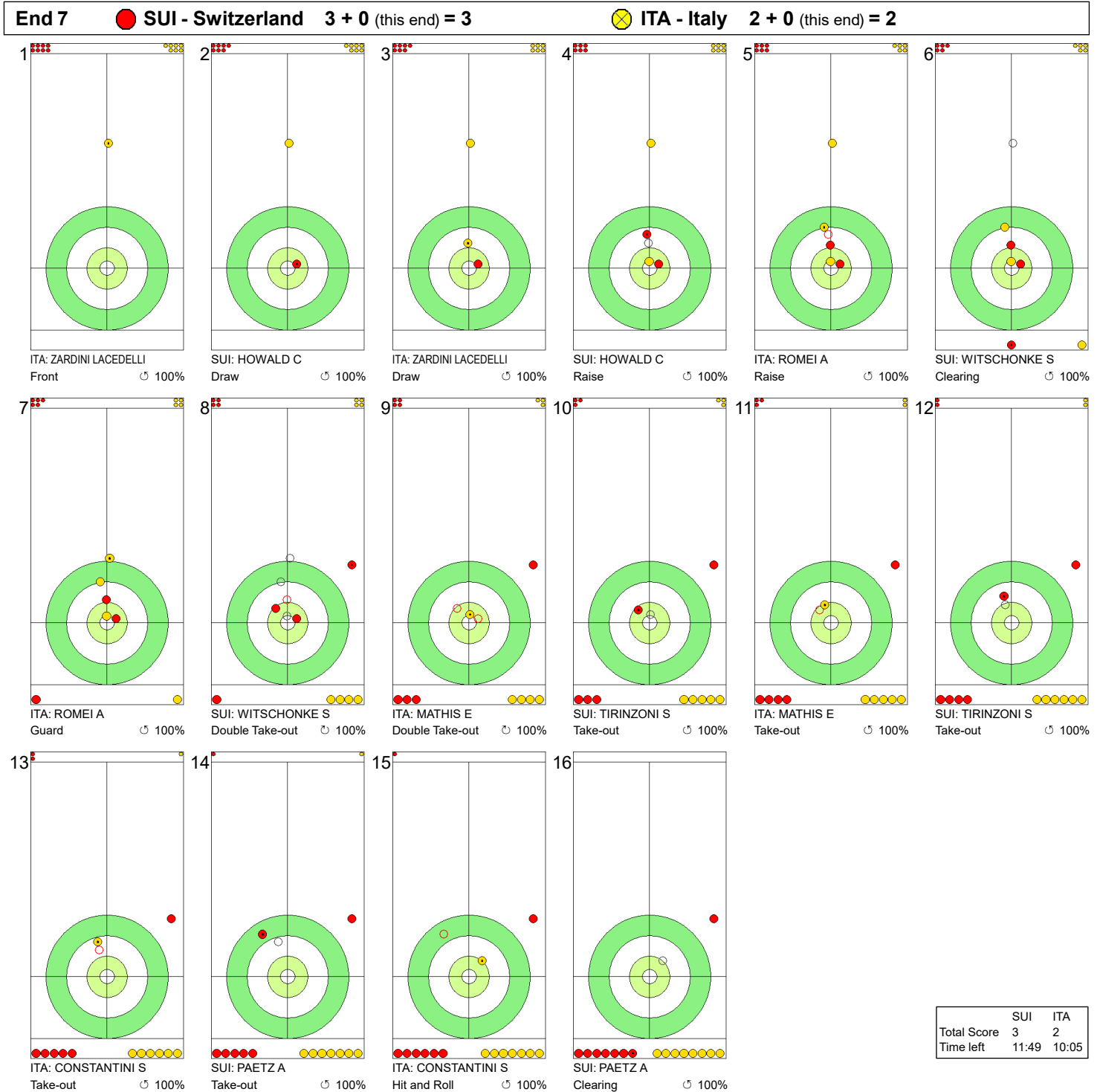
Legend:
 ↻ Clockwise ↺ Counter-clockwise - Not considered

FRI 22 MAR 2024
Start Time 9:00

Round Robin Session 18 - Sheet A

WORLD CURLING

Game - Shot by Shot



Legend:
 Clockwise Counter-clockwise - Not considered

FRI 22 MAR 2024
Start Time 9:00

Round Robin Session 18 - Sheet A

Game - Shot by Shot

End 8				● SUI - Switzerland 3 + 1 (this end) = 4				⊗ ITA - Italy 2 + 0 (this end) = 2							
1	2	3	4	5	6	7	8	9	10	11	12	13	14	15	16
ITA: ZARDINI LACEDELLI Front 100%	SUI: HOWALD C Draw 100%	ITA: ZARDINI LACEDELLI Draw 100%	SUI: HOWALD C Draw 100%	ITA: ROMEI A Front 100%	SUI: WITSCHONKE S Clearing 100%	ITA: ROMEI A Front 100%	SUI: WITSCHONKE S Clearing 100%	ITA: MATHIS E Front 100%	SUI: TIRINZONI S Clearing 100%	ITA: MATHIS E Raise Time-out 100%	SUI: TIRINZONI S Double Take-out 50%	ITA: CONSTANTINI S Promotion Take-out 100%	SUI: PAETZ A Double Take-out 100%	ITA: CONSTANTINI S Draw 100%	SUI: PAETZ A Take-out 100%

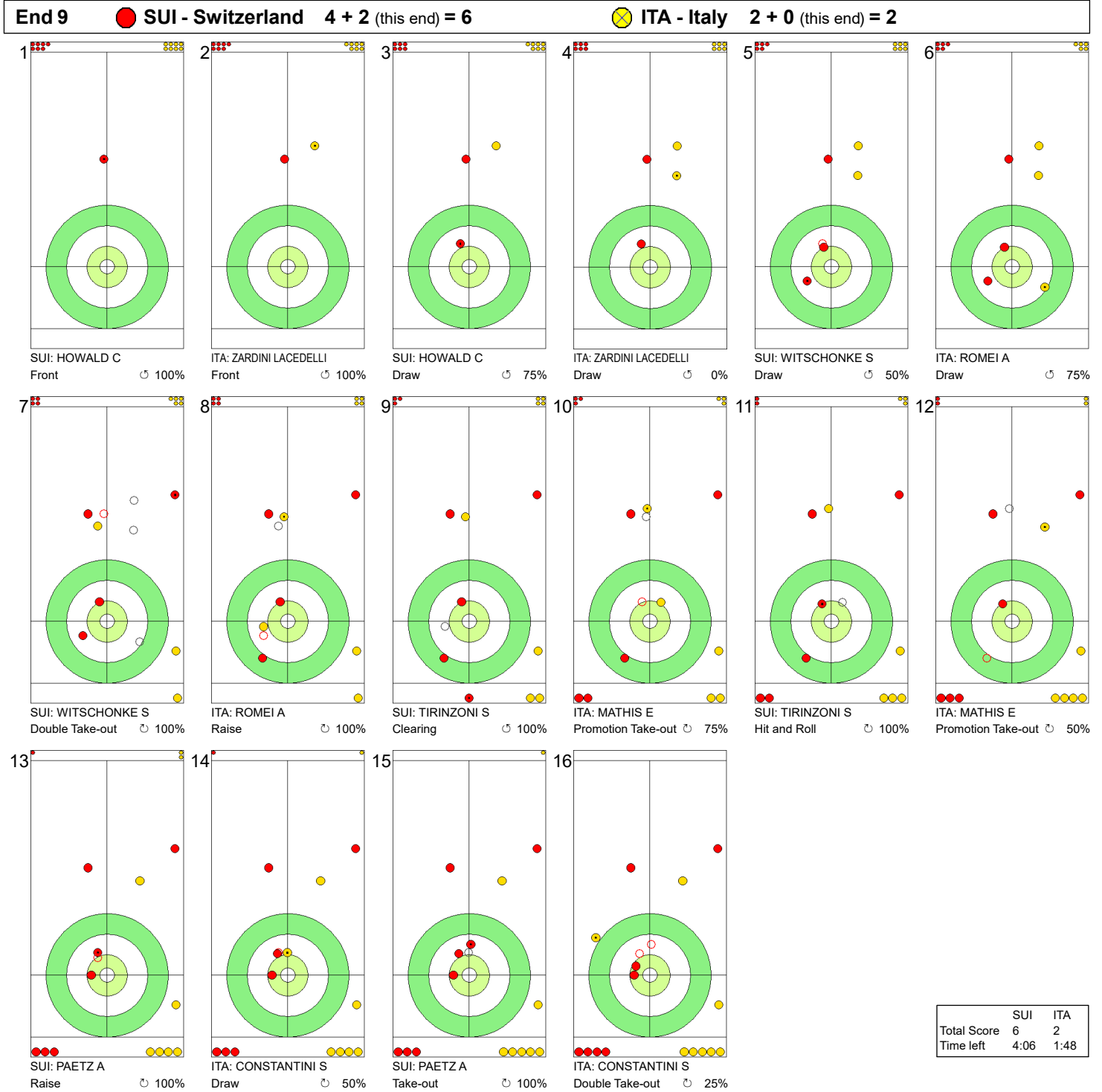
	SUI	ITA
Total Score	4	2
Time left	8:40	5:39

Legend:
 ↻ Clockwise ↺ Counter-clockwise - Not considered

FRI 22 MAR 2024
Start Time 9:00

Round Robin Session 18 - Sheet A

Game - Shot by Shot



Legend:
 ↻ Clockwise ↺ Counter-clockwise - Not considered

FRI 22 MAR 2024
Start Time 9:00

Round Robin Session 18 - Sheet B

WORLD CURLING

Game Results

Sheet	Team	LSFE	1	2	3	4	5	6	7	8	9	10	Extra Ends	Total
B	NOR - Norway	*	0	2	0	3	2	0	1	1	X	X		9
	DEN - Denmark		0	0	1	0	0	2	0	0	X	X		3

NOR - Norway		Shot Success	Game	All
4	V SKASLIEN Kristin	92%		75%
3	S ROERVIK Marianne	88%		83%
2	HASLEV NORDBYE Mille	92%		85%
1	ROENNING Martine	94%		91%
A	FORBREGD Ingeborg	-		63%
Team Total		91%		84%

DEN - Denmark		Shot Success	Game	All
4	S DUPONT Madeleine	58%		72%
3	V HALSE Mathilde	84%		81%
2	LANDER Jasmin	80%		83%
1	DUPONT Denise	89%		80%
A	LARSEN My	-		79%
Team Total		78%		79%

Last Stone Draw Distance

⌚ ROERVIK Marianne	21.8cm
⌚ HASLEV NORDBYE Mille	120.1cm
Total	141.9cm

Last Stone Draw Distance

⌚ DUPONT Madeleine	64.0cm
⌚ DUPONT Denise	199.6cm
Total	263.6cm

Time remaining: 9 minutes 39 seconds

Time remaining: 18 minutes 27 seconds

Shot Success Analysis

NOR - Norway		⌚	⌚	Game
4 SKASLIEN Kristin	Draws	3 92%	2 100%	5 95%
	Take-outs	6 83%	5 100%	11 91%
	Total	9 86%	7 100%	16 92%
3 ROERVIK Marianne	Draws	1 100%	1 75%	2 88%
	Take-outs	8 91%	6 83%	14 88%
	Total	9 92%	7 82%	16 88%
2 HASLEV NORDBYE Mille	Draws	4 100%	0 -	4 100%
	Take-outs	4 88%	8 91%	12 90%
	Total	8 94%	8 91%	16 92%
1 ROENNING Martine	Draws	5 95%	9 97%	14 96%
	Take-outs	1 50%	1 100%	2 75%
	Total	6 88%	10 98%	16 94%
A FORBREGD Ingeborg	Draws	0 -	0 -	0 -
	Take-outs	0 -	0 -	0 -
	Total	0 -	0 -	0 -
Team	Draws	13 96%	12 96%	25 96%
	Take-outs	19 86%	20 91%	39 88%
	Total	32 90%	32 93%	64 91%

DEN - Denmark		⌚	⌚	Game
4 DUPONT Madeleine	Draws	7 75%	4 44%	11 64%
	Take-outs	4 56%	1 0%	5 45%
	Total	11 68%	5 35%	16 58%
3 HALSE Mathilde	Draws	4 69%	6 100%	10 88%
	Take-outs	1 25%	5 90%	6 79%
	Total	5 60%	11 95%	16 84%
2 LANDER Jasmin	Draws	6 79%	3 58%	9 72%
	Take-outs	1 75%	6 92%	7 89%
	Total	7 79%	9 81%	16 80%
1 DUPONT Denise	Draws	11 89%	2 100%	13 90%
	Take-outs	1 100%	2 75%	3 83%
	Total	12 90%	4 88%	16 89%
A LARSEN My	Draws	0 -	0 -	0 -
	Take-outs	0 -	0 -	0 -
	Total	0 -	0 -	0 -
Team	Draws	28 80%	15 77%	43 79%
	Take-outs	7 61%	14 82%	21 75%
	Total	35 76%	29 79%	64 78%

Note:
Position and function for each team member:
4 = Fourth, 3 = Third, 2 = Second, 1 = Lead, A = Alternate, S = Skip, V = Vice-Skip

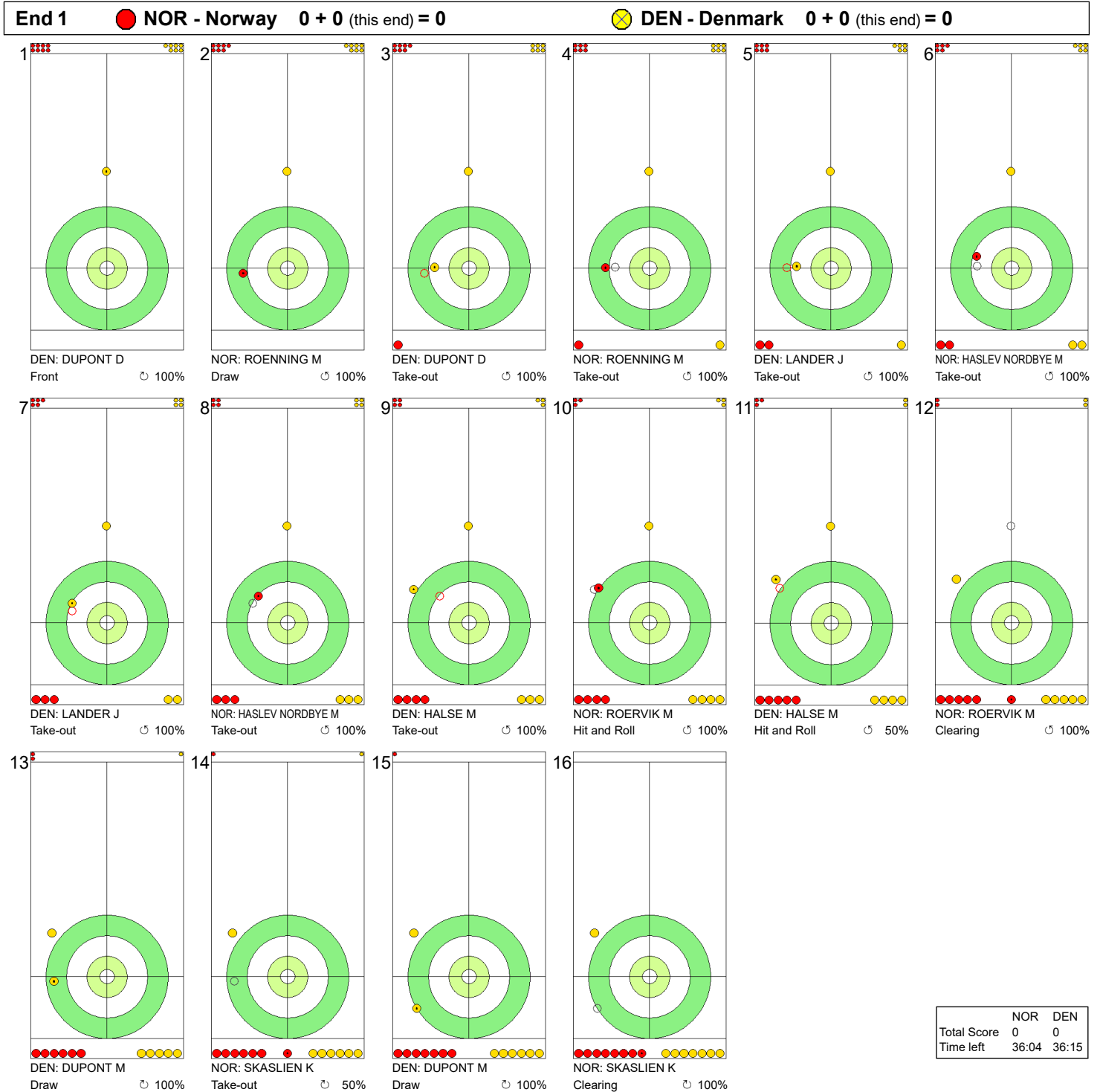
Legend:
⌚ Clockwise ⌚ Counter-clockwise LSFE(*) Last Stone First End
X Unplayed/unfinished end due to concession

FRI 22 MAR 2024
Start Time 9:00

Round Robin Session 18 - Sheet B

WORLD CURLING

Game - Shot by Shot

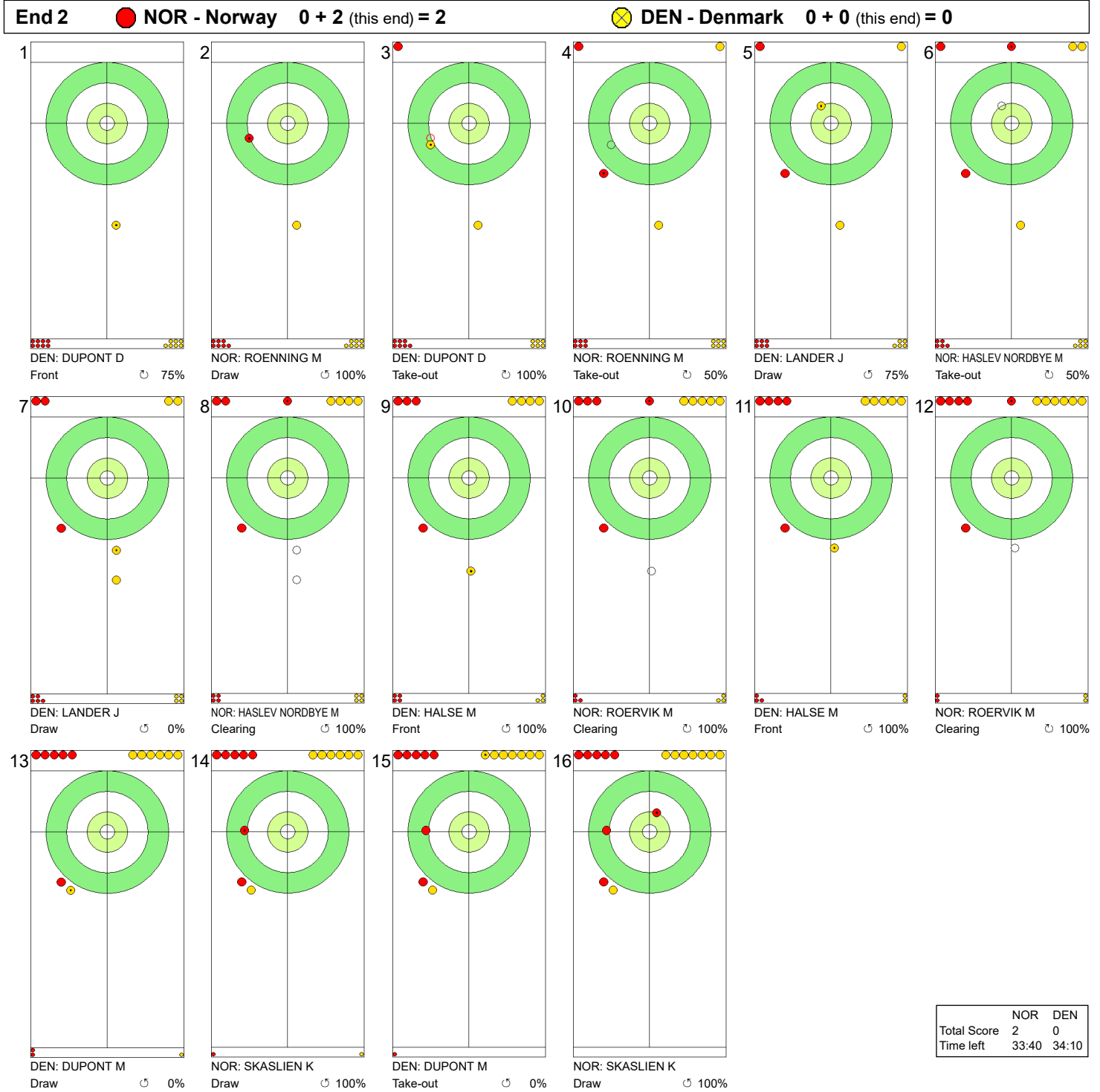


Legend:
 ↻ Clockwise ↺ Counter-clockwise - Not considered

FRI 22 MAR 2024
Start Time 9:00

Round Robin Session 18 - Sheet B

Game - Shot by Shot



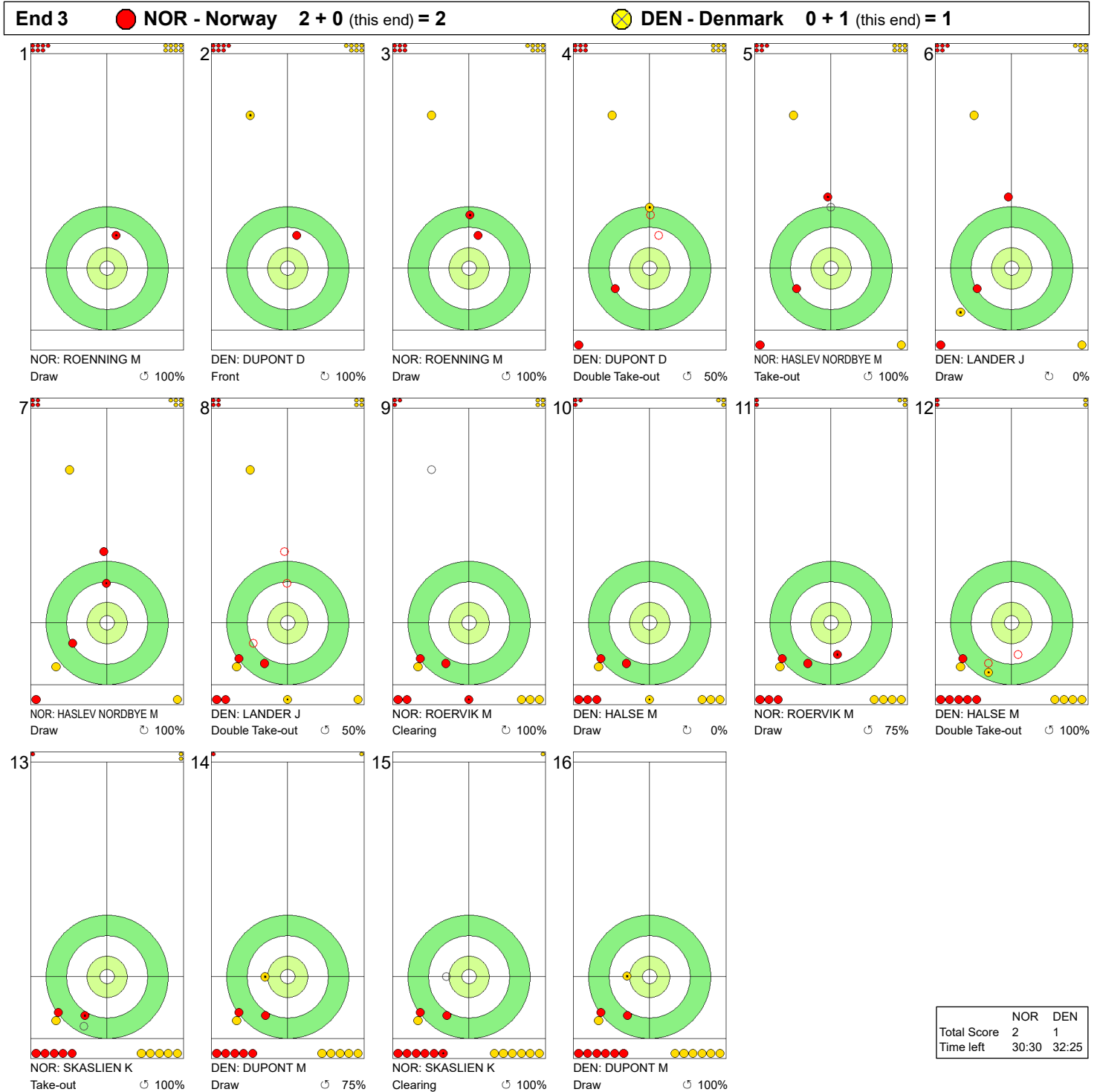
Legend:
 Clockwise Counter-clockwise - Not considered

FRI 22 MAR 2024
Start Time 9:00

Round Robin Session 18 - Sheet B

WORLD CURLING

Game - Shot by Shot



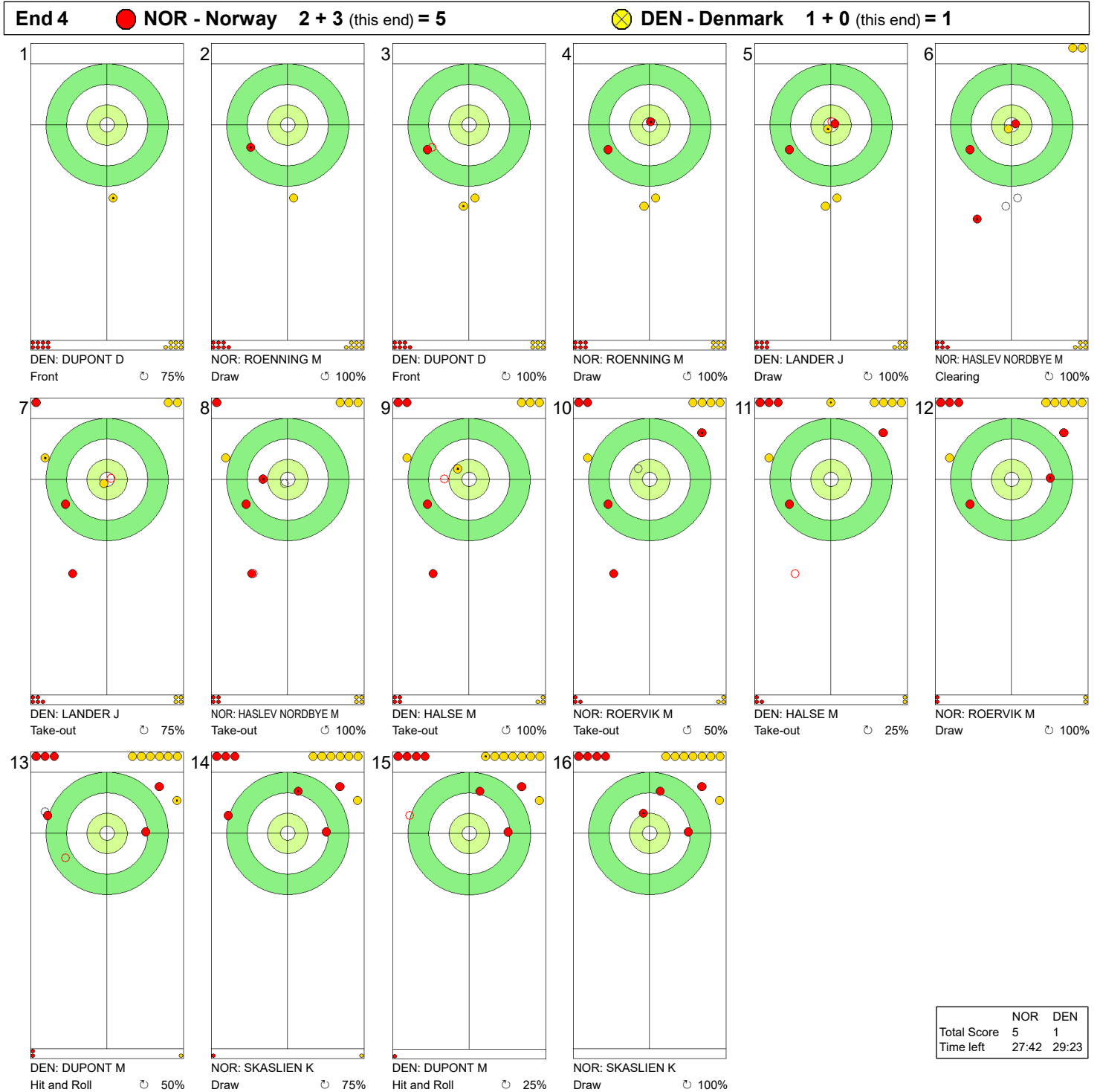
Legend:
 Clockwise Counter-clockwise - Not considered

FRI 22 MAR 2024
Start Time 9:00

Round Robin Session 18 - Sheet B

WORLD CURLING

Game - Shot by Shot



Legend:
 ↻ Clockwise ↺ Counter-clockwise - Not considered

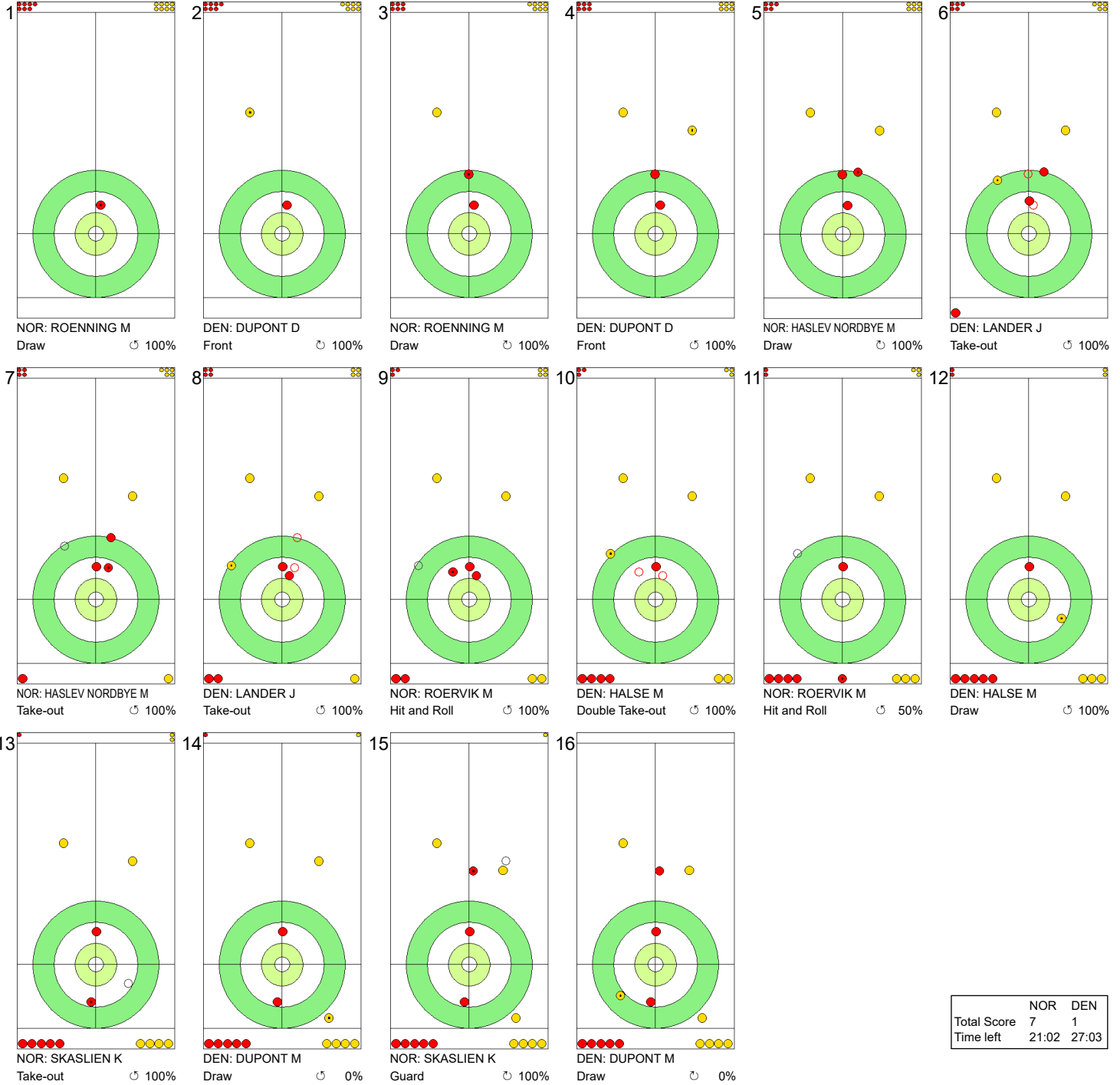
FRI 22 MAR 2024
Start Time 9:00

Round Robin Session 18 - Sheet B

WORLD CURLING

Game - Shot by Shot

End 5 **NOR - Norway** **5 + 2 (this end) = 7** **DEN - Denmark** **1 + 0 (this end) = 1**



	NOR	DEN
Total Score	7	1
Time left	21:02	27:03

Legend:
 Clockwise Counter-clockwise - Not considered

FRI 22 MAR 2024
Start Time 9:00

Round Robin Session 18 - Sheet B

WORLD CURLING

Game - Shot by Shot

End 6 ● **NOR - Norway** **7 + 0** (this end) = **7** ● **DEN - Denmark** **1 + 2** (this end) = **3**

<p>1</p> <p>NOR: ROENNING M Draw ⌚ 100%</p>	<p>2</p> <p>DEN: DUPONT D Front ⌚ 100%</p>	<p>3</p> <p>NOR: ROENNING M Draw ⌚ 100%</p>	<p>4</p> <p>DEN: DUPONT D Front ⌚ 100%</p>	<p>5</p> <p>NOR: HASLEV NORDBYE M Guard ⌚ 100%</p>	<p>6</p> <p>DEN: LANDER J Clearing ⌚ 100%</p>
<p>7</p> <p>NOR: HASLEV NORDBYE M Clearing ⌚ 100%</p>	<p>8</p> <p>DEN: LANDER J Draw ⌚ 75%</p>	<p>9</p> <p>NOR: ROERVIK M Clearing ⌚ 100%</p>	<p>10</p> <p>DEN: HALSE M Draw ⌚ 100%</p>	<p>11</p> <p>NOR: ROERVIK M Clearing ⌚ 100%</p>	<p>12</p> <p>DEN: HALSE M Raise ⌚ 100%</p>
<p>13</p> <p>NOR: SKASLIEN K Clearing ⌚ 100%</p>	<p>14</p> <p>DEN: DUPONT M Draw ⌚ 100%</p>	<p>15</p> <p>NOR: SKASLIEN K Clearing ⌚ 100%</p>	<p>16</p> <p>DEN: DUPONT M Take-out ⌚ 100%</p>		

	NOR	DEN
Total Score	7	3
Time left	18:30	24:55

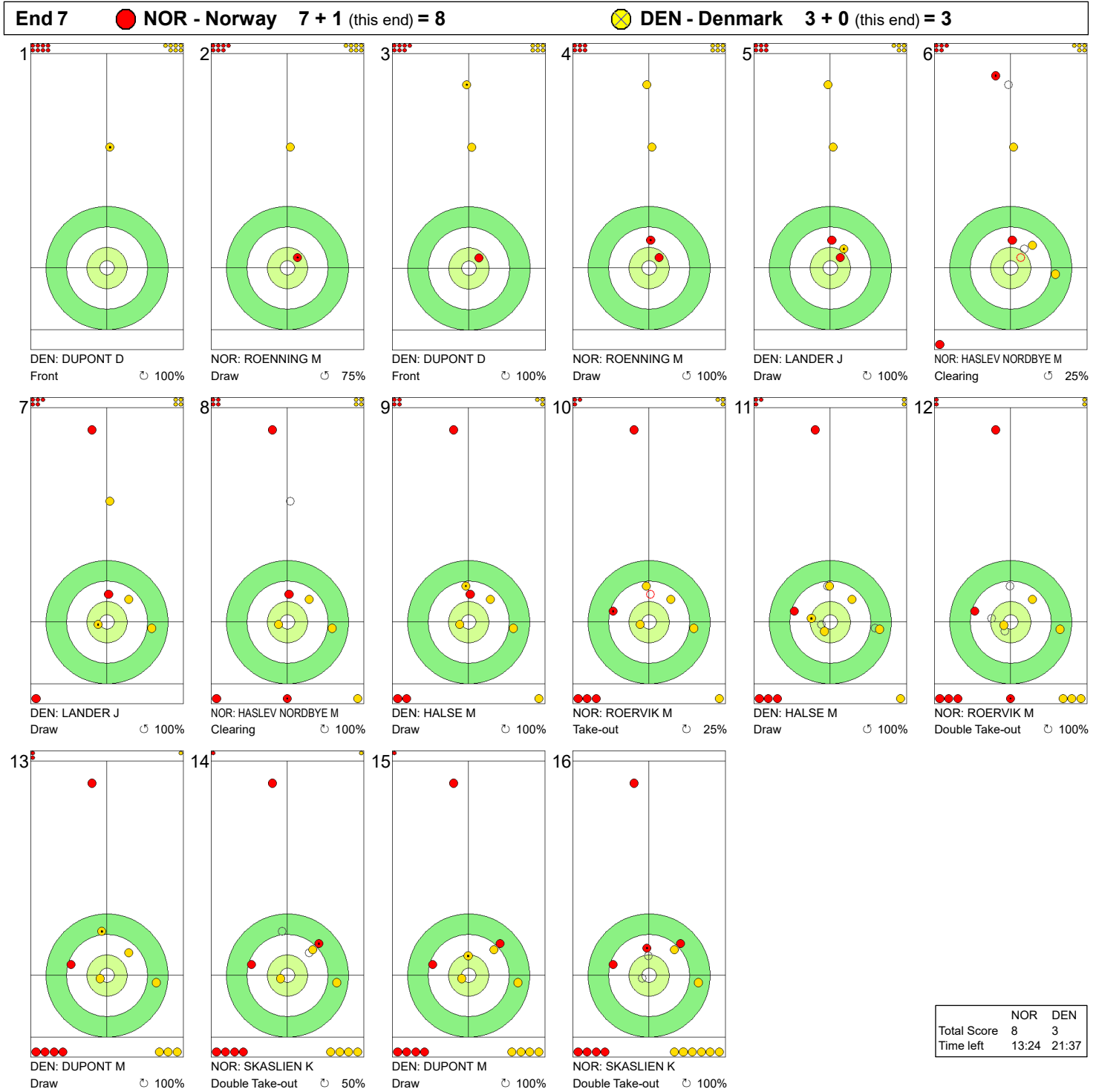
Legend:
 ⌚ Clockwise ⌚ Counter-clockwise - Not considered

FRI 22 MAR 2024
Start Time 9:00

Round Robin Session 18 - Sheet B

WORLD CURLING

Game - Shot by Shot



Legend:
 ↻ Clockwise ↺ Counter-clockwise - Not considered

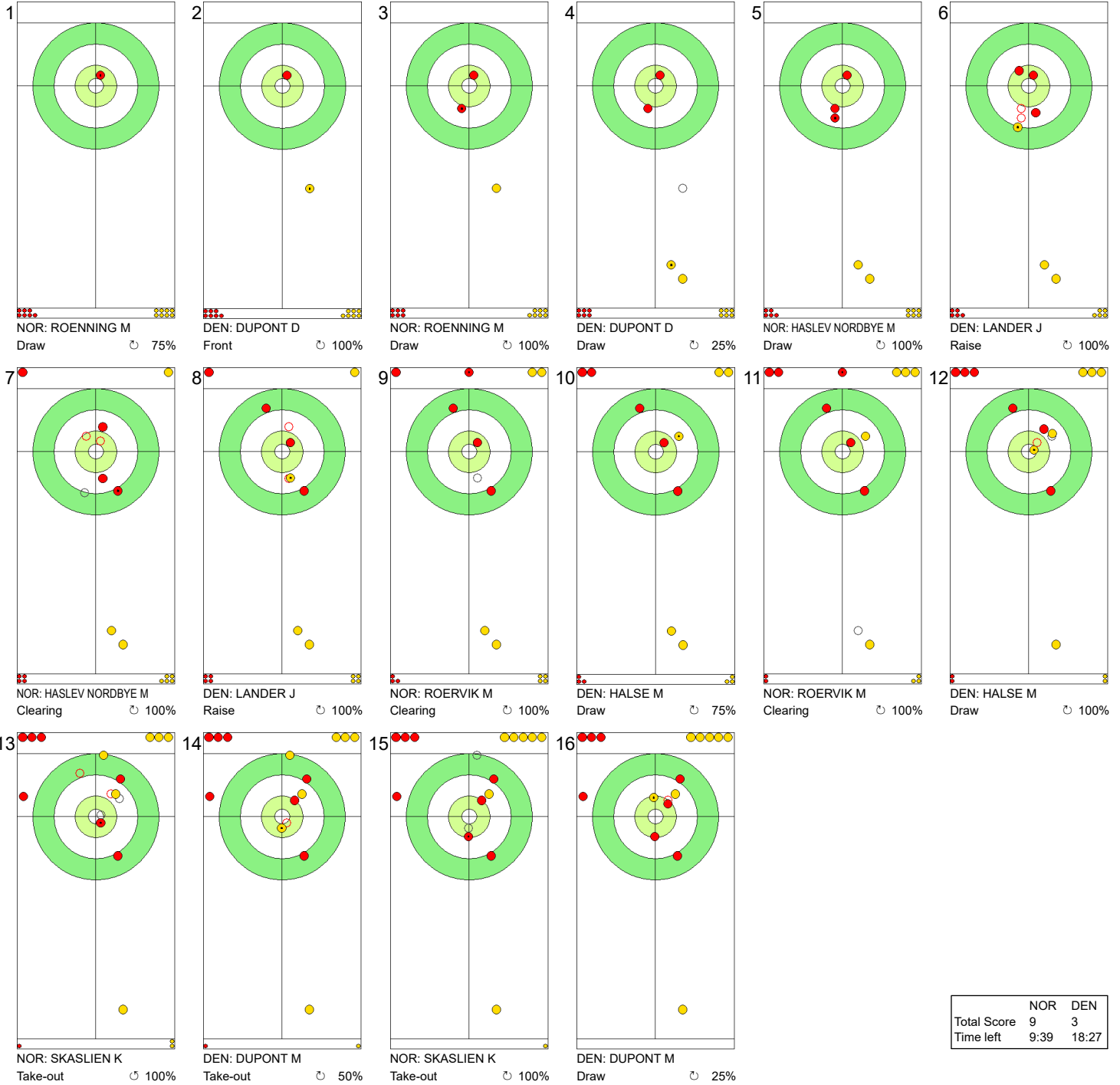
FRI 22 MAR 2024
Start Time 9:00

Round Robin Session 18 - Sheet B

WORLD CURLING

Game - Shot by Shot

End 8 **NOR - Norway 8 + 1 (this end) = 9** **DEN - Denmark 3 + 0 (this end) = 3**



Legend:
 ↻ Clockwise ↺ Counter-clockwise - Not considered

FRI 22 MAR 2024
Start Time 9:00

Round Robin Session 18 - Sheet C

Game Results

Sheet	Team	LSFE	1	2	3	4	5	6	7	8	9	10	Extra Ends	Total
C	USA - United States		0	2	3	0	0	2	0	1	4	X		12
	EST - Estonia	*	0	0	0	1	2	0	1	0	0	X		4

USA - United States		Shot Success Game	All
4 S	PETERSON Tabitha	82%	77%
3 V	THIESSE Cory	94%	83%
2	PETERSON Tara	88%	86%
1	HAMILTON Becca	90%	85%
A	PERSINGER Vicky	-	87%
Team Total		89%	83%

EST - Estonia		Shot Success Game	All
4	TUVIKE Erika	61%	66%
3 V	LAIDSALU Kerli	74%	77%
2 S	TURMANN Liisa	75%	76%
1	GROSSMANN Heili	85%	83%
A	-	-	-
Team Total		74%	75%

Last Stone Draw		Distance
⌚	THIESSE Cory	145.5cm
⌚	HAMILTON Becca	70.3cm
Total		215.8cm

Last Stone Draw		Distance
⌚	LAIDSALU Kerli	19.2cm
⌚	TUVIKE Erika	41.4cm
Total		60.6cm

Time remaining: 8 minutes 12 seconds

Time remaining: 5 minutes 49 seconds

Shot Success Analysis

USA - United States		⌚	⌚	Game
4	PETERSON Tabitha	Draws	2 63%	4 100% 6 88%
		Take-outs	4 81%	8 78% 12 79%
		Total	6 75%	12 85% 18 82%
3	THIESSE Cory	Draws	0 -	3 67% 3 67%
		Take-outs	10 100%	5 100% 15 100%
		Total	10 100%	8 88% 18 94%
2	PETERSON Tara	Draws	1 75%	3 83% 4 81%
		Take-outs	9 89%	5 90% 14 89%
		Total	10 88%	8 88% 18 88%
1	HAMILTON Becca	Draws	10 85%	8 97% 18 90%
		Take-outs	0 -	0 - 0 -
		Total	10 85%	8 97% 18 90%
A	PERSINGER Vicky	Draws	0 -	0 - 0 -
		Take-outs	0 -	0 - 0 -
		Total	0 -	0 - 0 -
Team		Draws	13 81%	18 90% 31 86%
		Take-outs	23 92%	18 88% 41 90%
		Total	36 88%	36 89% 72 89%

EST - Estonia		⌚	⌚	Game
4	TUVIKE Erika	Draws	7 64%	7 36% 14 50%
		Take-outs	3 100%	1 100% 4 100%
		Total	10 75%	8 44% 18 61%
3	LAIDSALU Kerli	Draws	11 89%	0 - 11 89%
		Take-outs	5 60%	2 25% 7 50%
		Total	16 80%	2 25% 18 74%
2	TURMANN Liisa	Draws	8 75%	1 100% 9 78%
		Take-outs	6 71%	3 75% 9 72%
		Total	14 73%	4 81% 18 75%
1	GROSSMANN Heili	Draws	13 94%	2 100% 15 95%
		Take-outs	2 0%	1 100% 3 33%
		Total	15 82%	3 100% 18 85%
A	-	Draws	0 -	0 - 0 -
		Take-outs	0 -	0 - 0 -
		Total	0 -	0 - 0 -
Team		Draws	39 83%	10 55% 49 78%
		Take-outs	16 64%	7 68% 23 65%
		Total	55 78%	17 60% 72 74%

Note:
Position and function for each team member:
4 = Fourth, 3 = Third, 2 = Second, 1 = Lead, A = Alternate, S = Skip, V = Vice-Skip

Legend:
⌚ Clockwise ⌚ Counter-clockwise LSFE(*) Last Stone First End
X Unplayed/unfinished end due to concession

FRI 22 MAR 2024
Start Time 9:00

Round Robin Session 18 - Sheet C

WORLD CURLING

Game - Shot by Shot

End 1 **USA - United States 0 + 0 (this end) = 0** **EST - Estonia 0 + 0 (this end) = 0**

End	Player	Shot Type	Percentage
1	USA: HAMILTON B	Draw	75%
2	EST: GROSSMANN H	Take-out	0%
3	USA: HAMILTON B	Draw	75%
4	EST: GROSSMANN H	Take-out	100%
5	USA: PETERSON Tar	Take-out	100%
6	EST: TURMANN L	Double Take-out	50%
7	USA: PETERSON Tar	Hit and Roll	75%
8	EST: TURMANN L	Double Take-out	100%
9	USA: THIESSE C	Take-out	100%
10	EST: LAIDSALU K	Take-out	75%
11	USA: THIESSE C	Take-out	100%
12	EST: LAIDSALU K	Take-out	50%
13	USA: PETERSON Tab	Draw	75%
14	EST: TUVIKE E	Take-out	100%
15	USA: PETERSON Tab	Take-out	100%
16	EST: TUVIKE E	Clearing	100%

	USA	EST
Total Score	0	0
Time left	36:13	36:33

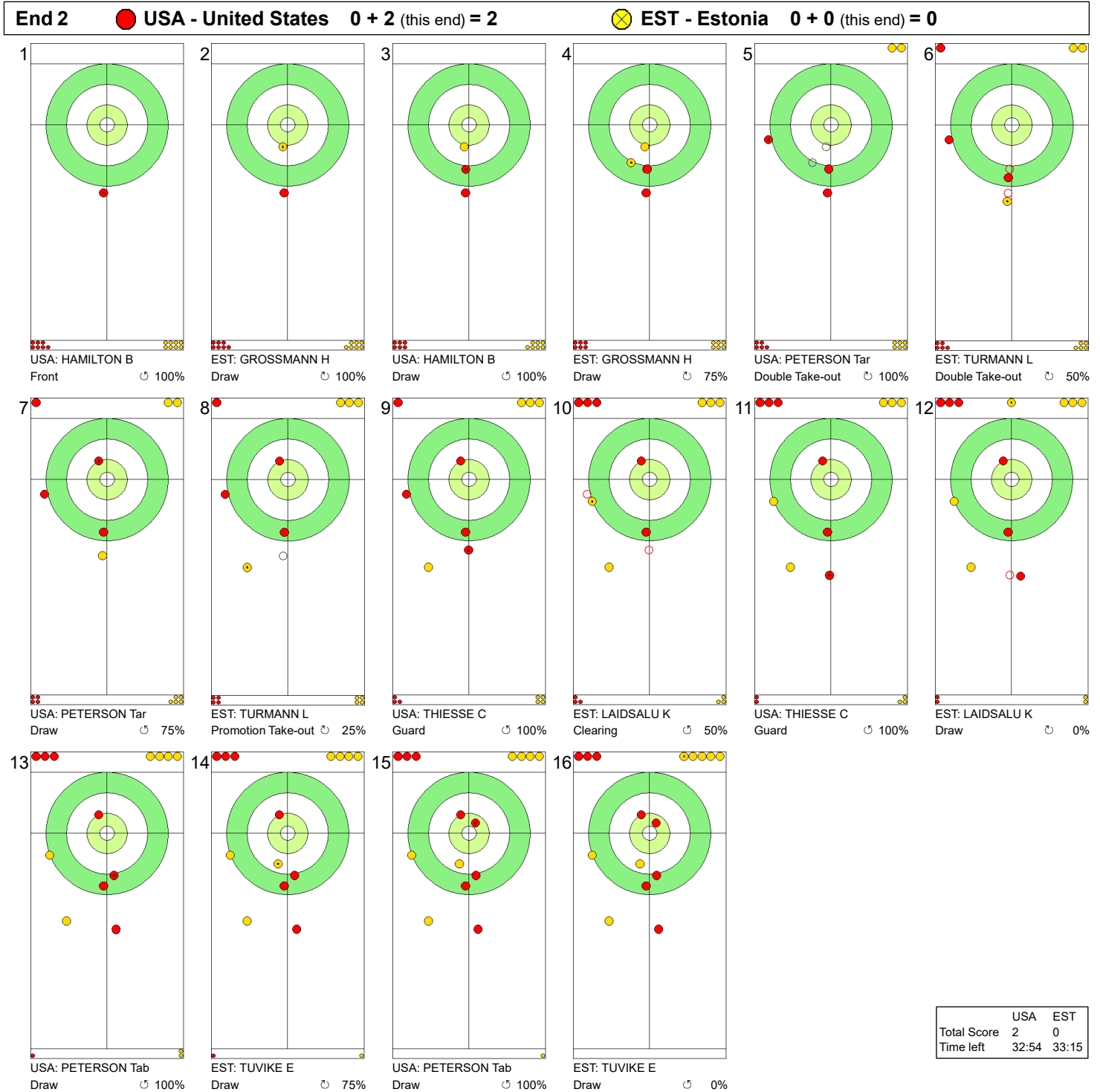
Legend:
 Clockwise Counter-clockwise - Not considered

FRI 22 MAR 2024
Start Time 9:00

Round Robin Session 18 - Sheet C

WORLD CURLING

Game - Shot by Shot



Legend:
 ↻ Clockwise ↺ Counter-clockwise - Not considered

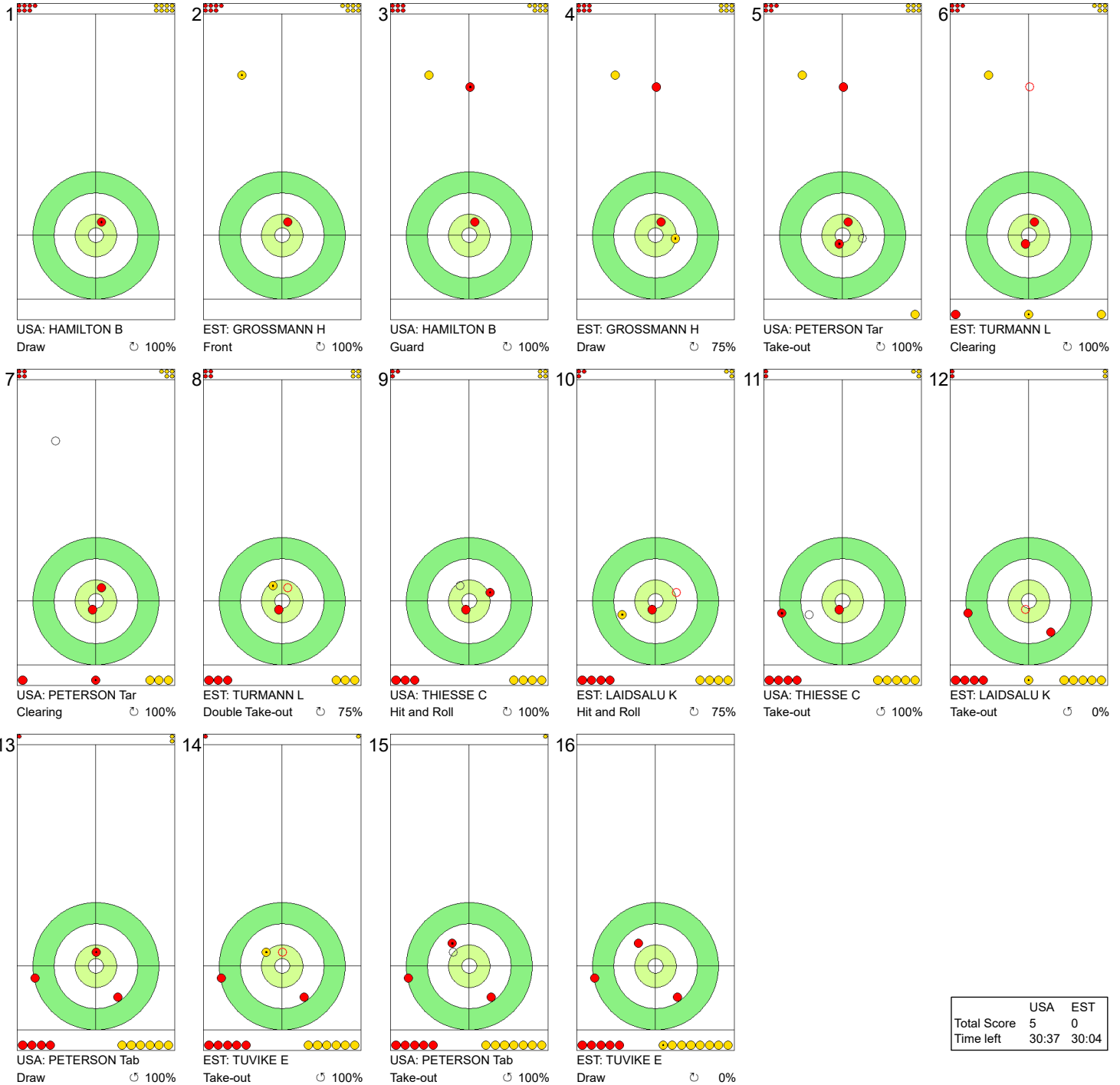
FRI 22 MAR 2024
Start Time 9:00

Round Robin Session 18 - Sheet C

WORLD CURLING

Game - Shot by Shot

End 3 **USA - United States 2 + 3 (this end) = 5** **EST - Estonia 0 + 0 (this end) = 0**



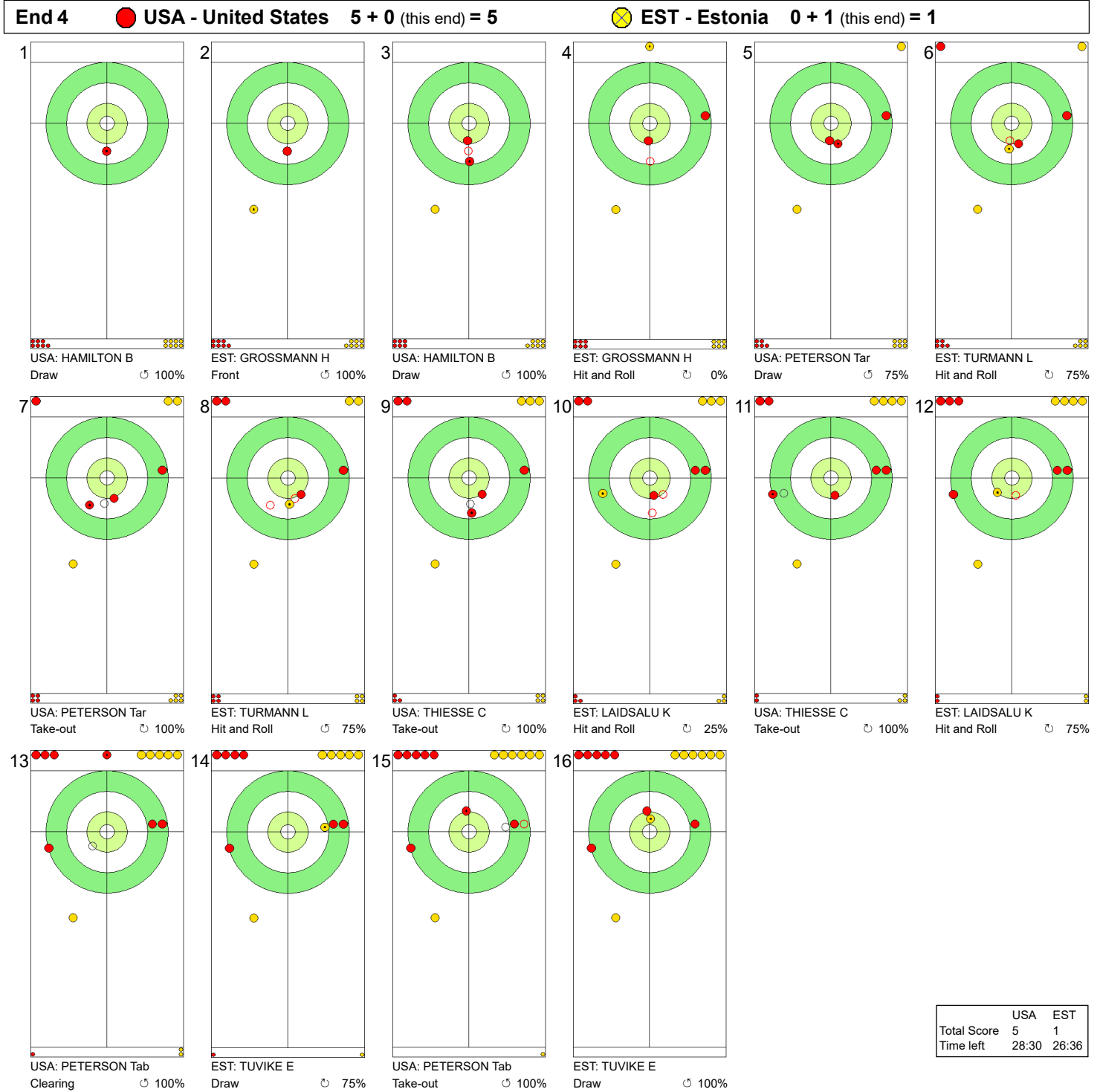
	USA	EST
Total Score	5	0
Time left	30:37	30:04

Legend:
 Clockwise Counter-clockwise - Not considered

FRI 22 MAR 2024
Start Time 9:00

Round Robin Session 18 - Sheet C

Game - Shot by Shot

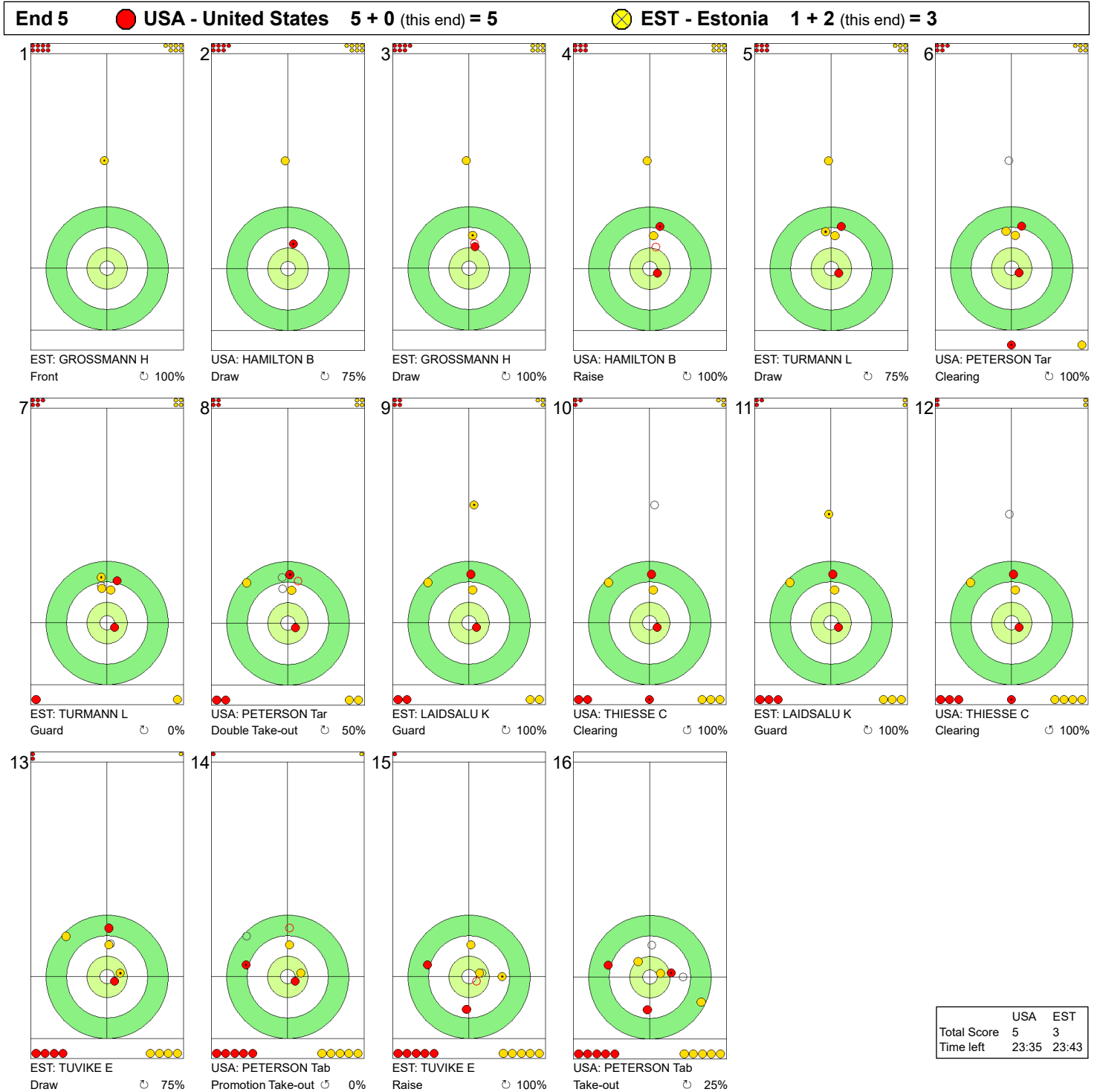


Legend:
 ↻ Clockwise ↺ Counter-clockwise - Not considered

FRI 22 MAR 2024
Start Time 9:00

Round Robin Session 18 - Sheet C

Game - Shot by Shot



Legend:
 ↻ Clockwise ↺ Counter-clockwise - Not considered

FRI 22 MAR 2024
Start Time 9:00

Round Robin Session 18 - Sheet C

Game - Shot by Shot

End 6 ● **USA - United States** 5 + 2 (this end) = 7 ● **EST - Estonia** 3 + 0 (this end) = 3



	USA	EST
Total Score	7	3
Time left	17:22	18:59

Legend:
 ↻ Clockwise ↺ Counter-clockwise - Not considered

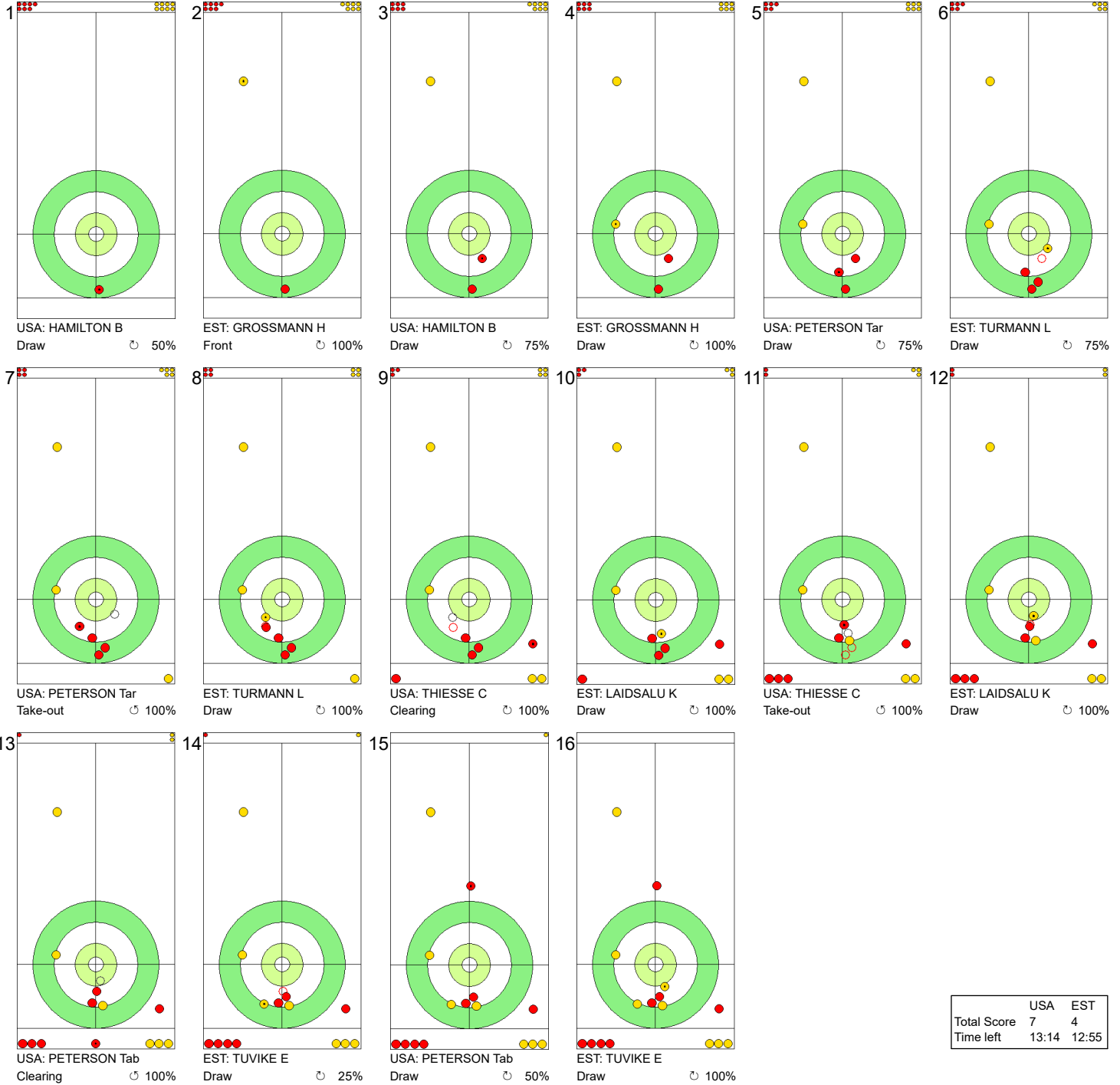
FRI 22 MAR 2024
Start Time 9:00

Round Robin Session 18 - Sheet C

WORLD
CURLING

Game - Shot by Shot

End 7 **USA - United States 7 + 0 (this end) = 7** **EST - Estonia 3 + 1 (this end) = 4**



	USA	EST
Total Score	7	4
Time left	13:14	12:55

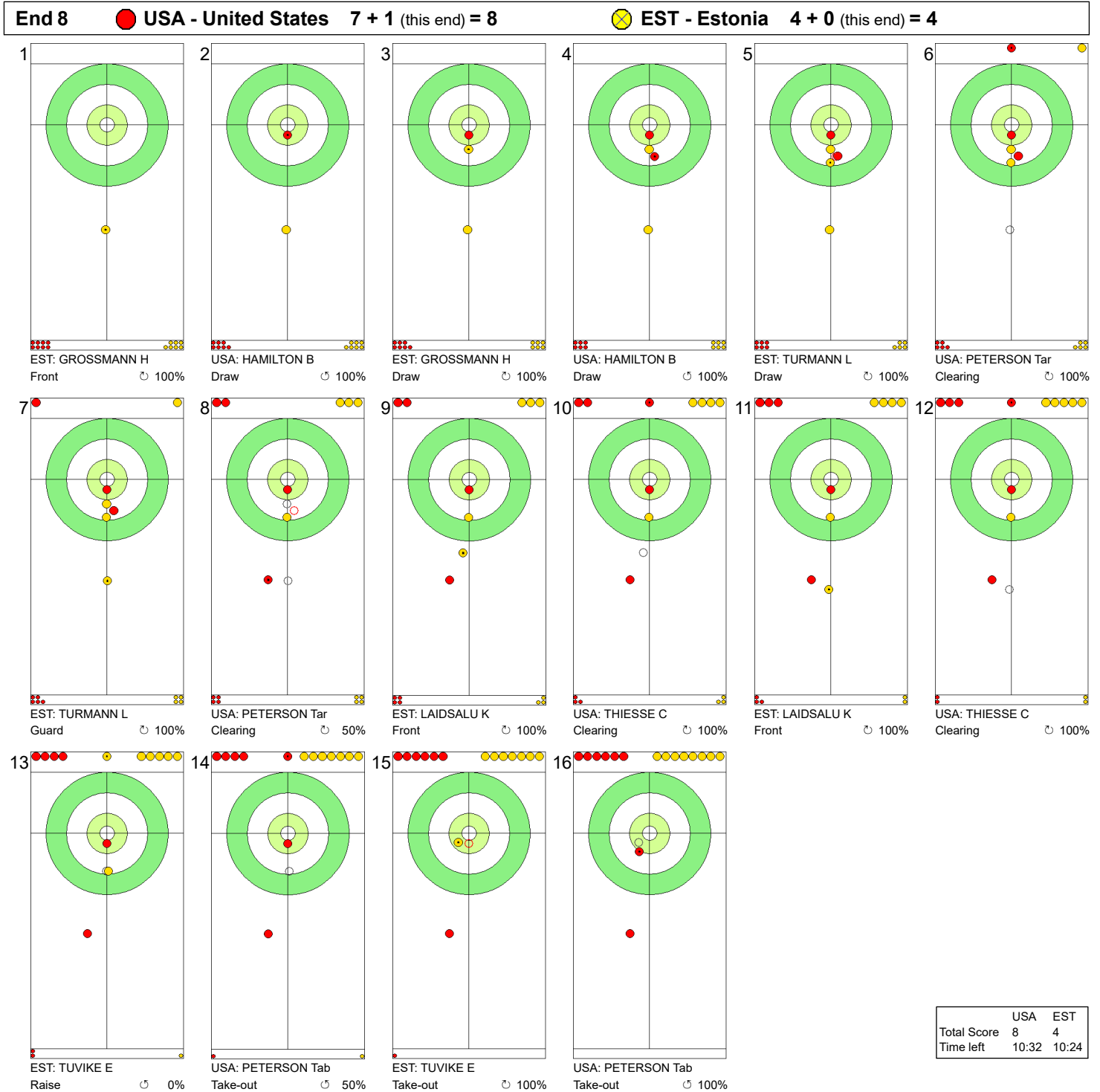
Legend:
 Clockwise
 Counter-clockwise
 - Not considered

FRI 22 MAR 2024
Start Time 9:00

Round Robin Session 18 - Sheet C

WORLD CURLING

Game - Shot by Shot



Legend:
 Clockwise Counter-clockwise - Not considered

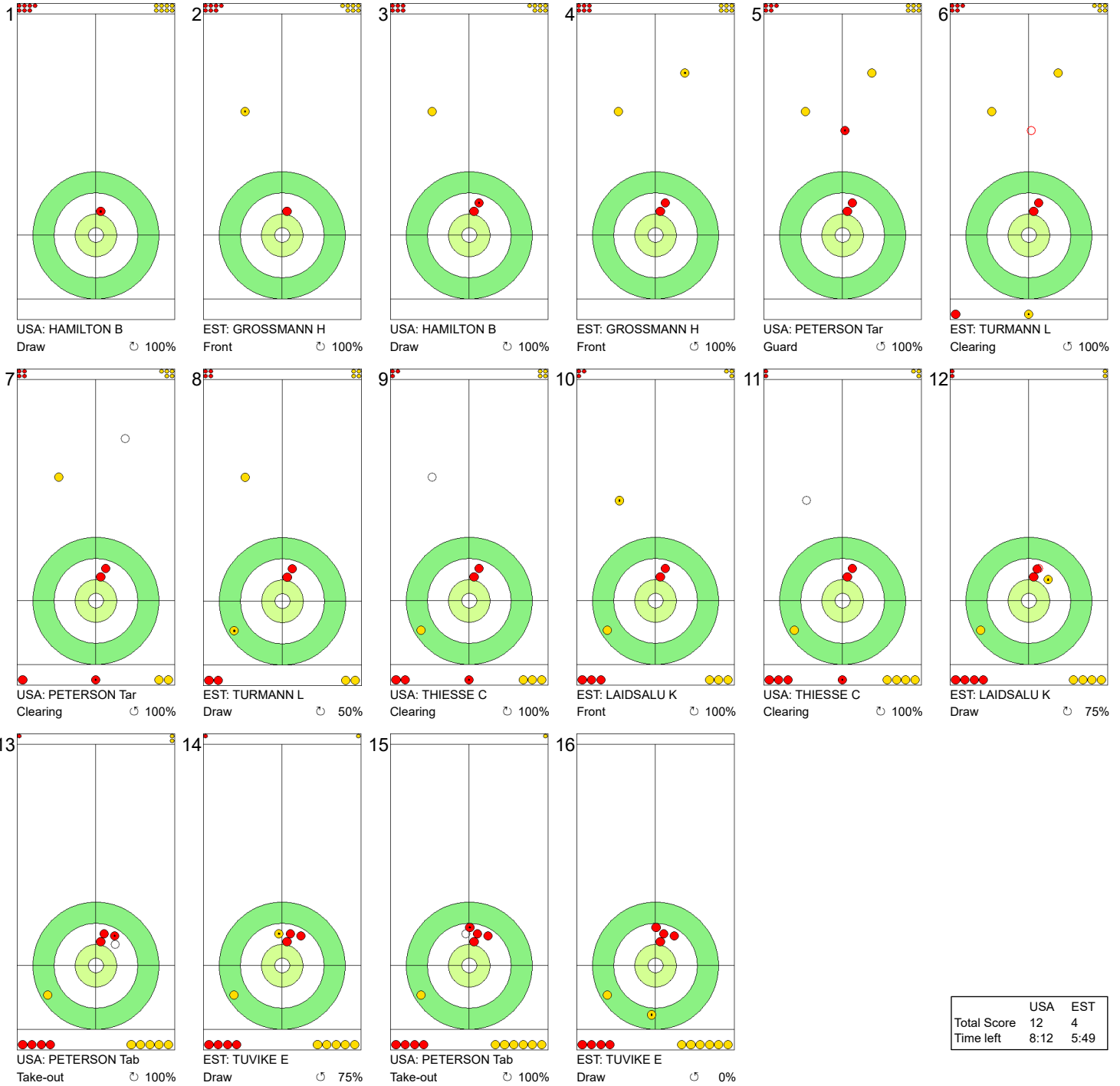
FRI 22 MAR 2024
Start Time 9:00

Round Robin Session 18 - Sheet C

WORLD CURLING

Game - Shot by Shot

End 9 **USA - United States** 8 + 4 (this end) = 12 **EST - Estonia** 4 + 0 (this end) = 4



	USA	EST
Total Score	12	4
Time left	8:12	5:49

Legend:
 Clockwise Counter-clockwise - Not considered

FRI 22 MAR 2024
Start Time 9:00

Round Robin Session 18 - Sheet D

Game Results

Sheet	Team	LSFE	1	2	3	4	5	6	7	8	9	10	Extra Ends	Total
D	SCO - Scotland	*	0	0	0	1	3	0	0	2	1	X		7
	JPN - Japan		0	0	0	0	0	1	1	0	0	X		2

SCO - Scotland		Shot Success Game	All
4 S	MORRISON Rebecca	80%	75%
3	DODDS Jennifer	75%	80%
2	SINCLAIR Sophie	86%	81%
1 V	JACKSON Sophie	92%	88%
A	AITKEN Gina	-	-
Team Total		83%	81%

JPN - Japan		Shot Success Game	All
4 S	UENO Miyu	63%	67%
3 V	KANAI Asuka	83%	75%
2	NISHIMURO Junko	92%	76%
1	UENO Yui	92%	89%
A	RYOKAWA Mone	-	99%
Team Total		82%	77%

Last Stone Draw Distance

↻	MORRISON Rebecca	11.8cm
↻	SINCLAIR Sophie	91.1cm
Total		102.9cm

Last Stone Draw Distance

↻	UENO Yui	153.9cm
↻	UENO Miyu	7.9cm
Total		161.8cm

Time remaining: 4 minutes 27 seconds

Time-out: End 7 - SCO stone 6

Time remaining: 5 minutes 47 seconds

Time-out: End 9 - JPN stone 5

Shot Success Analysis

SCO - Scotland		↻	↻	Game
4	MORRISON Rebecca	Draws 5 65%	1 100%	6 71%
		Take-outs 4 100%	5 75%	9 86%
		Total 9 81%	6 79%	15 80%
3	DODDS Jennifer	Draws 4 88%	2 88%	6 88%
		Take-outs 8 84%	4 38%	12 69%
		Total 12 85%	6 54%	18 75%
2	SINCLAIR Sophie	Draws 2 75%	2 100%	4 88%
		Take-outs 9 83%	5 90%	14 86%
		Total 11 82%	7 93%	18 86%
1	JACKSON Sophie	Draws 1 100%	13 88%	14 89%
		Take-outs 3 100%	1 100%	4 100%
		Total 4 100%	14 89%	18 92%
A	AITKEN Gina	Draws 0 -	0 -	0 -
		Take-outs 0 -	0 -	0 -
		Total 0 -	0 -	0 -
Team		Draws 12 77%	18 90%	30 85%
		Take-outs 24 89%	15 72%	39 82%
		Total 36 85%	33 82%	69 83%

JPN - Japan		↻	↻	Game
4	UENO Miyu	Draws 5 50%	3 33%	8 44%
		Take-outs 5 90%	5 65%	10 78%
		Total 10 70%	8 53%	18 63%
3	KANAI Asuka	Draws 6 83%	5 75%	11 80%
		Take-outs 5 90%	2 88%	7 89%
		Total 11 86%	7 79%	18 83%
2	NISHIMURO Junko	Draws 6 92%	3 92%	9 92%
		Take-outs 6 92%	3 92%	9 92%
		Total 12 92%	6 92%	18 92%
1	UENO Yui	Draws 9 100%	8 81%	17 91%
		Take-outs 0 -	1 100%	1 100%
		Total 9 100%	9 83%	18 92%
A	RYOKAWA Mone	Draws 0 -	0 -	0 -
		Take-outs 0 -	0 -	0 -
		Total 0 -	0 -	0 -
Team		Draws 26 85%	19 74%	45 80%
		Take-outs 16 91%	11 80%	27 86%
		Total 42 87%	30 76%	72 82%

Note:
Position and function for each team member:
4 = Fourth, 3 = Third, 2 = Second, 1 = Lead, A = Alternate, S = Skip, V = Vice-Skip

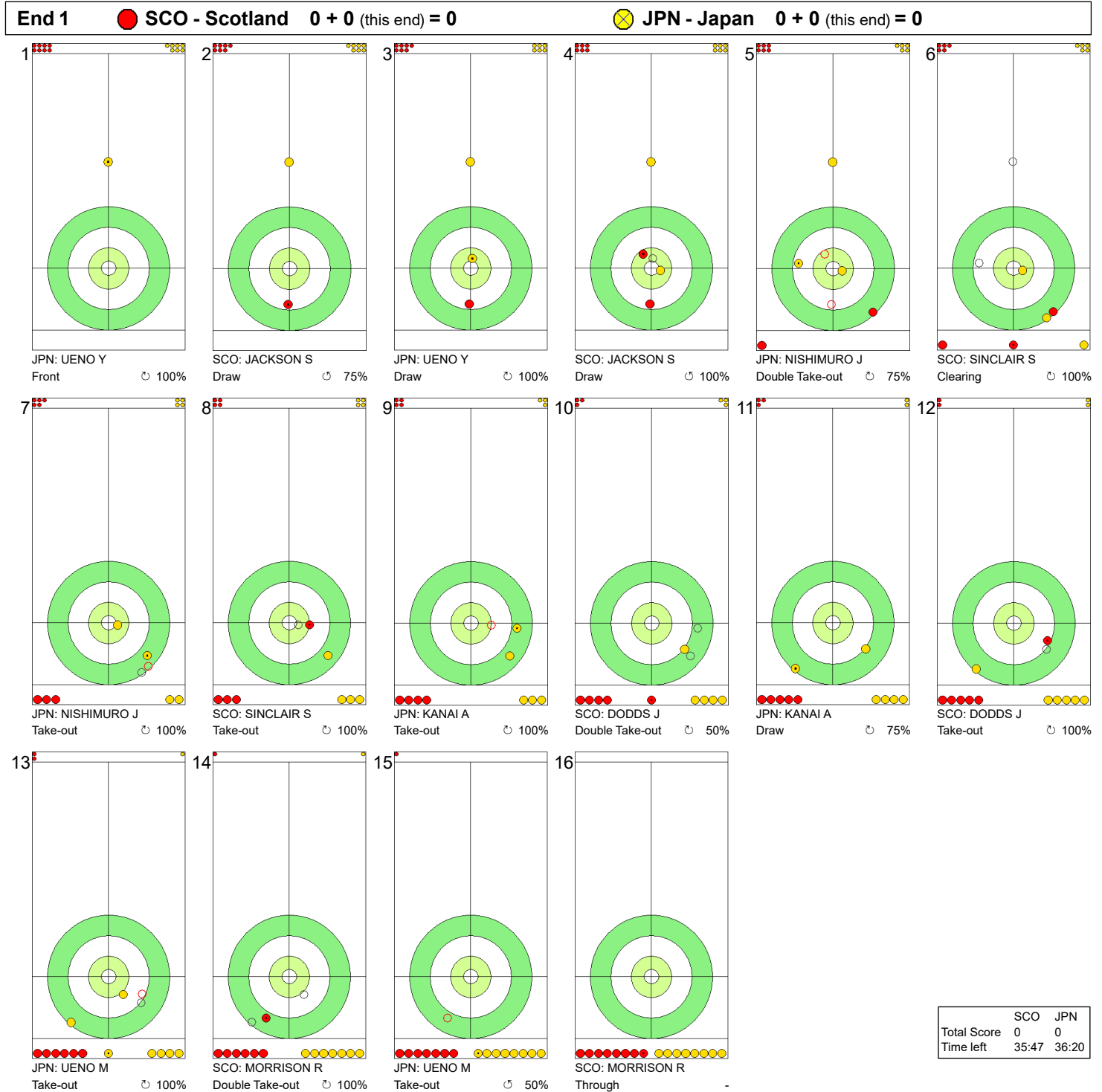
Legend:
↻ Clockwise ↻ Counter-clockwise LSFE(*) Last Stone First End
X Unplayed/unfinished end due to concession

FRI 22 MAR 2024
Start Time 9:00

Round Robin Session 18 - Sheet D

WORLD CURLING

Game - Shot by Shot



Legend:
 ↻ Clockwise ↺ Counter-clockwise - Not considered

FRI 22 MAR 2024
Start Time 9:00

Round Robin Session 18 - Sheet D

WORLD CURLING

Game - Shot by Shot

End 2 ● **SCO - Scotland** 0 + 0 (this end) = 0 ● **JPN - Japan** 0 + 0 (this end) = 0

<p>1</p> <p>JPN: UENO Y Draw 100%</p>	<p>2</p> <p>SCO: JACKSON S Front 100%</p>	<p>3</p> <p>JPN: UENO Y Guard 50%</p>	<p>4</p> <p>SCO: JACKSON S Draw 75%</p>	<p>5</p> <p>JPN: NISHIMURO J Hit and Roll 100%</p>	<p>6</p> <p>SCO: SINCLAIR S Double Take-out 50%</p>
<p>7</p> <p>JPN: NISHIMURO J Draw 100%</p>	<p>8</p> <p>SCO: SINCLAIR S Promotion Take-out 100%</p>	<p>9</p> <p>JPN: KANAI A Draw 100%</p>	<p>10</p> <p>SCO: DODDS J Double Take-out 50%</p>	<p>11</p> <p>JPN: KANAI A Draw 75%</p>	<p>12</p> <p>SCO: DODDS J Double Take-out 50%</p>
<p>13</p> <p>JPN: UENO M Double Take-out 50%</p>	<p>14</p> <p>SCO: MORRISON R Double Take-out 100%</p>	<p>15</p> <p>JPN: UENO M Double Take-out 100%</p>	<p>16</p> <p>SCO: MORRISON R Through -</p>		

	SCO	JPN
Total Score	0	0
Time left	33:00	32:46

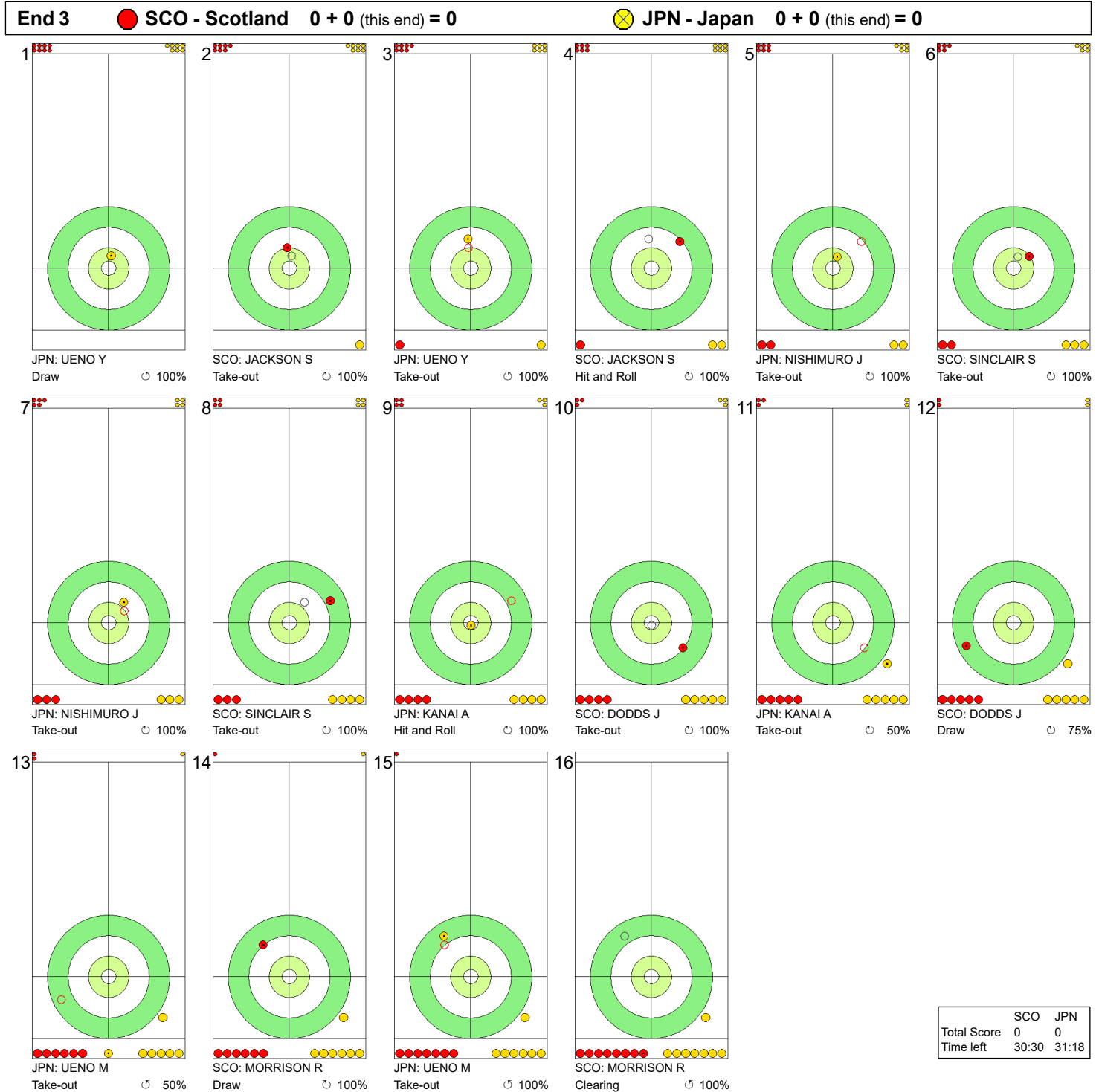
Legend:
 ↻ Clockwise ↺ Counter-clockwise - Not considered

FRI 22 MAR 2024
Start Time 9:00

Round Robin Session 18 - Sheet D

WORLD CURLING

Game - Shot by Shot



Legend:
 ↻ Clockwise ↺ Counter-clockwise - Not considered

FRI 22 MAR 2024
Start Time 9:00

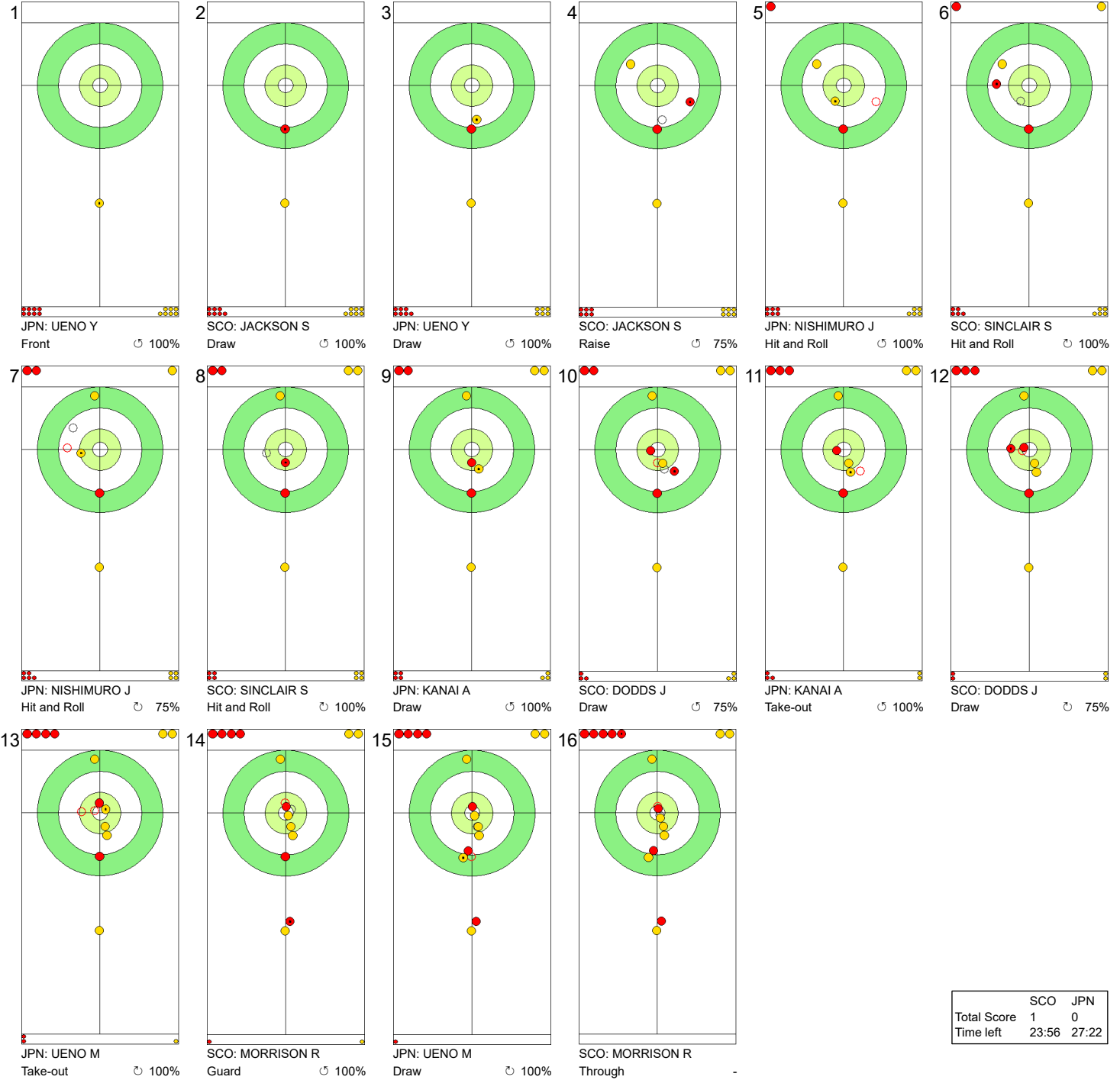
Round Robin Session 18 - Sheet D

WORLD CURLING

Game - Shot by Shot

End 4 **SCO - Scotland 0 + 1 (this end) = 1**

JPN - Japan 0 + 0 (this end) = 0



	SCO	JPN
Total Score	1	0
Time left	23:56	27:22

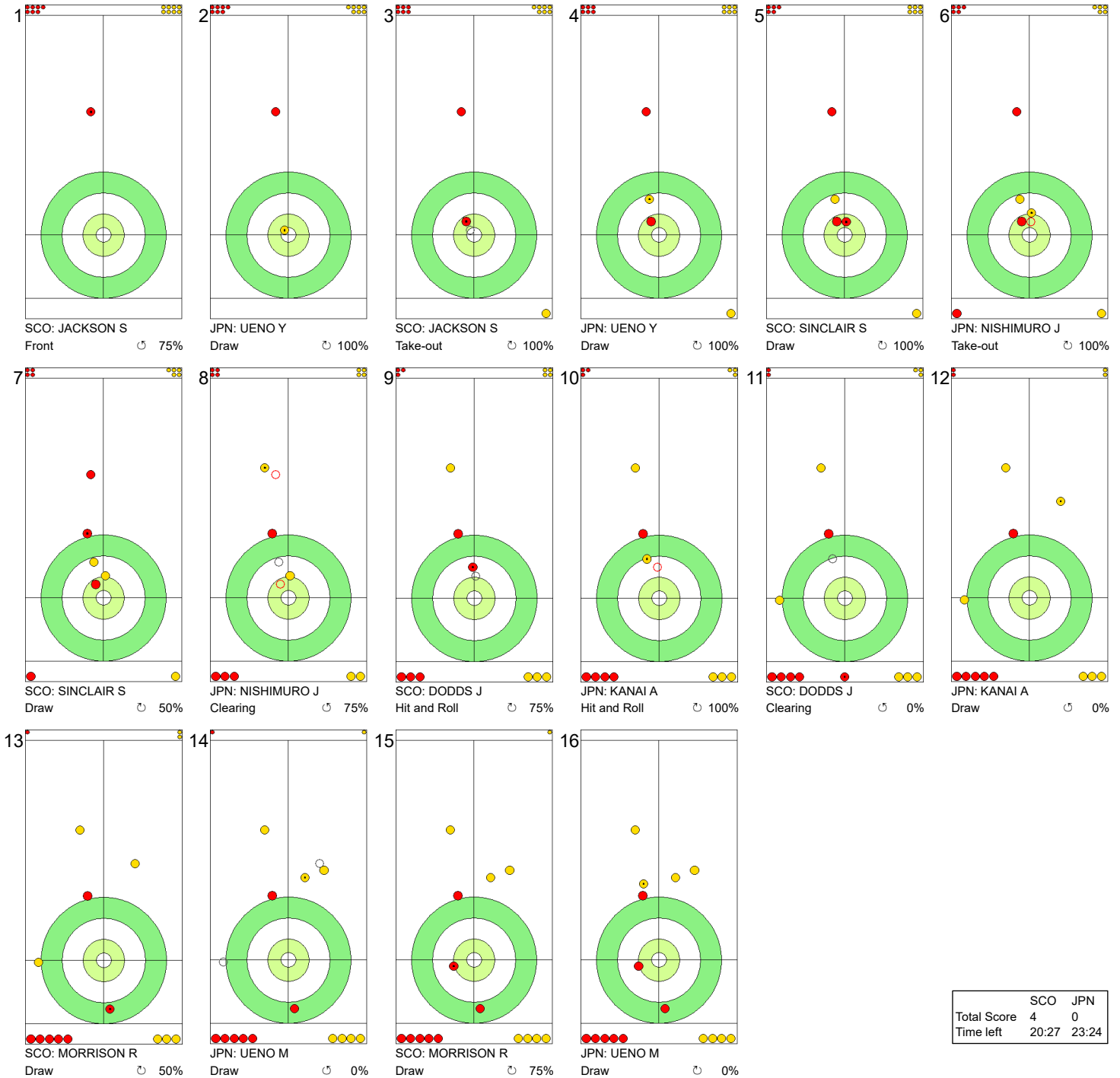
Legend:
 ↻ Clockwise ↺ Counter-clockwise - Not considered

FRI 22 MAR 2024
Start Time 9:00

Round Robin Session 18 - Sheet D

Game - Shot by Shot

End 5 **SCO - Scotland** 1 + 3 (this end) = 4 **JPN - Japan** 0 + 0 (this end) = 0



Legend:
 ↻ Clockwise ↺ Counter-clockwise - Not considered

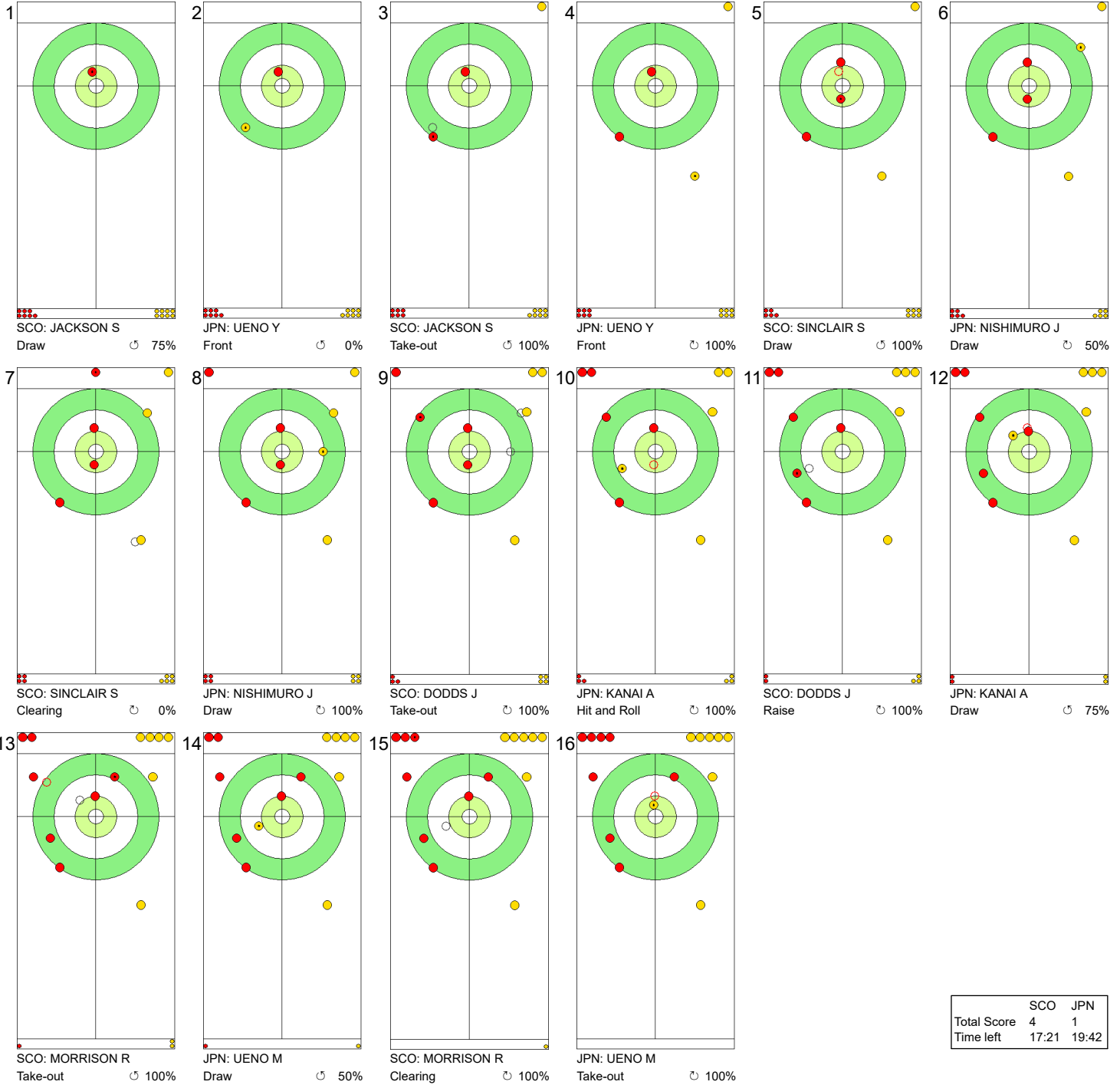
FRI 22 MAR 2024
Start Time 9:00

Round Robin Session 18 - Sheet D

WORLD CURLING

Game - Shot by Shot

End 6 ● **SCO - Scotland 4 + 0 (this end) = 4** ● **JPN - Japan 0 + 1 (this end) = 1**



	SCO	JPN
Total Score	4	1
Time left	17:21	19:42

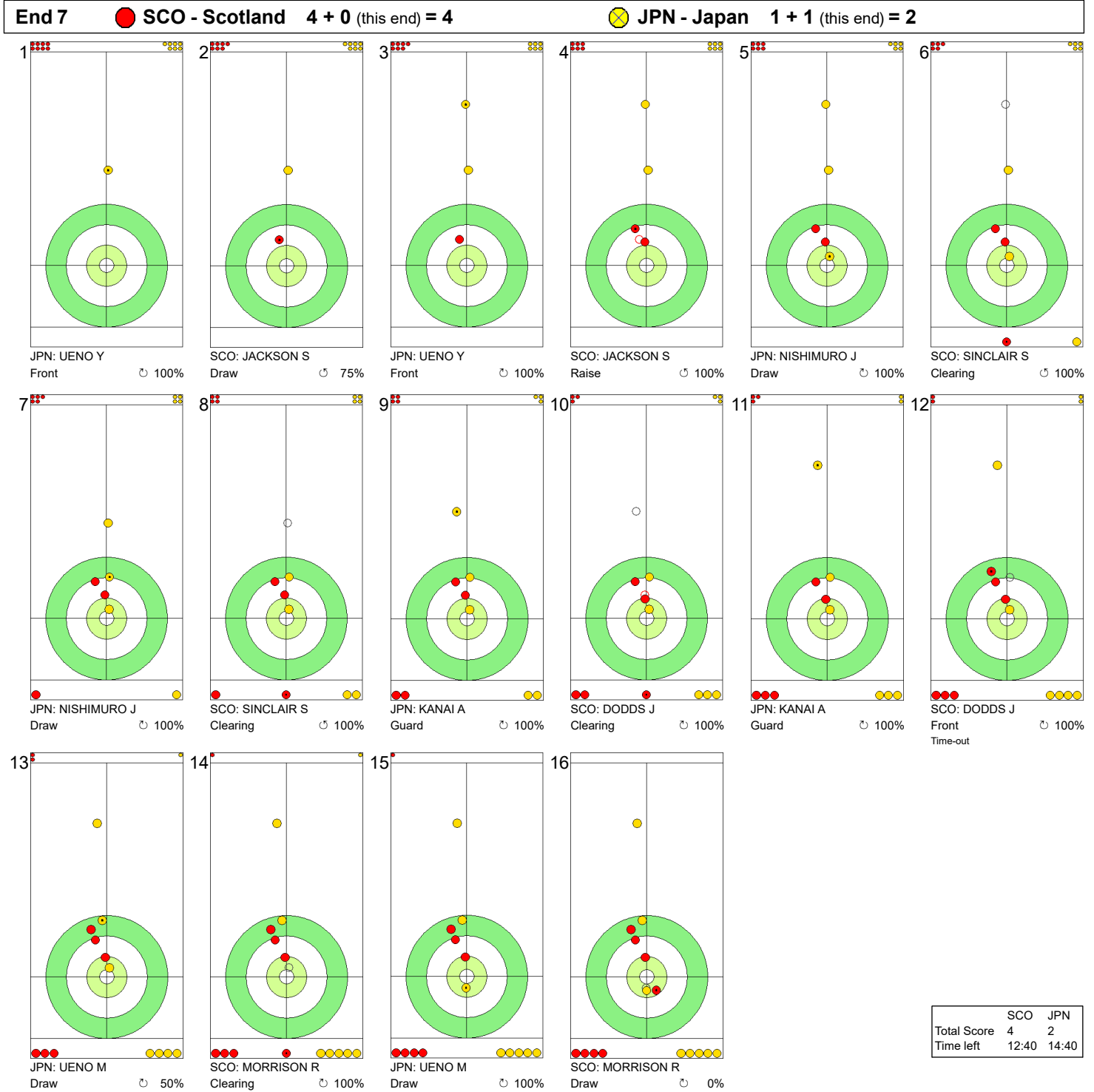
Legend:
 ↻ Clockwise ↺ Counter-clockwise - Not considered

FRI 22 MAR 2024
Start Time 9:00

Round Robin Session 18 - Sheet D

WORLD CURLING

Game - Shot by Shot



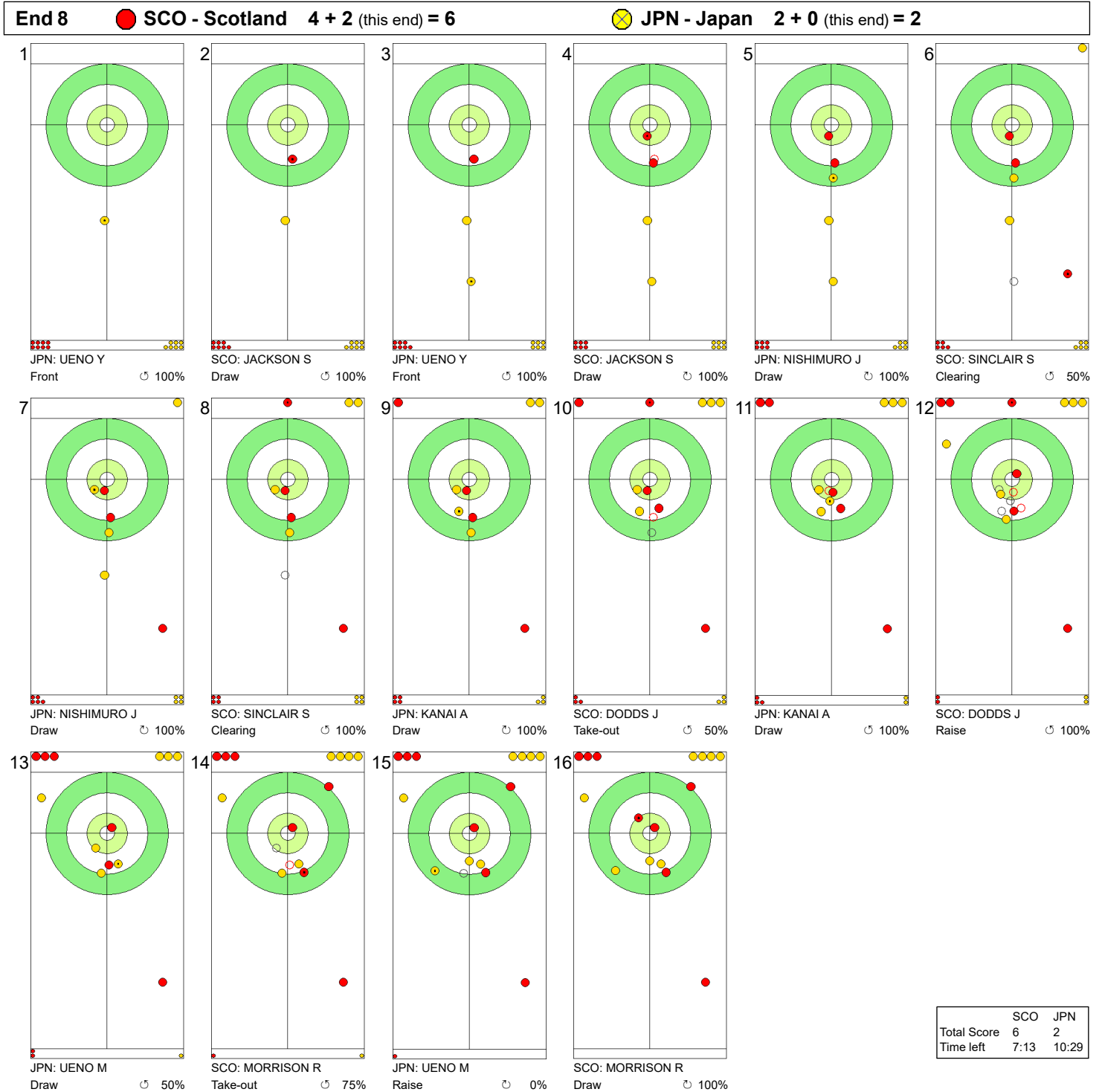
Legend:
↻ Clockwise ↺ Counter-clockwise - Not considered

FRI 22 MAR 2024
Start Time 9:00

Round Robin Session 18 - Sheet D

WORLD
CURLING

Game - Shot by Shot



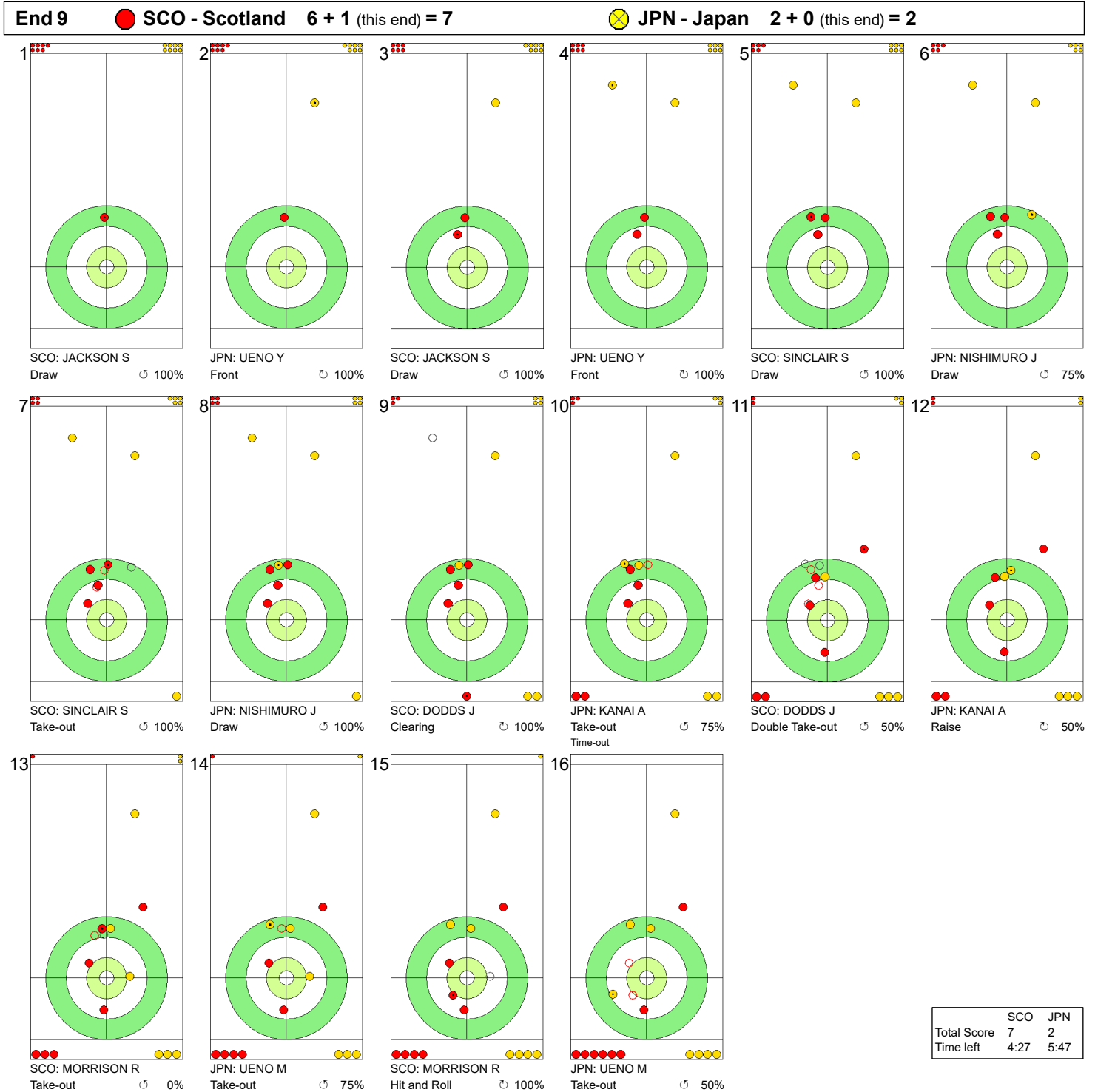
Legend:
 ↻ Clockwise ↺ Counter-clockwise - Not considered

FRI 22 MAR 2024
Start Time 9:00

Round Robin Session 18 - Sheet D

WORLD CURLING

Game - Shot by Shot



Legend:
 Clockwise
 Counter-clockwise
 Not considered

THU 21 MAR 2024
Start Time 19:00

Round Robin Session 17

Session Results and Standings

Sheet	Team	LSD/LSFE	1	2	3	4	5	6	7	8	9	10	Extra Ends	Total
A	NZL - New Zealand	198.4cm	0	0	1	0	0	1	0	0	X	X		2
	CAN - Canada	44.0cm *	2	1	0	0	1	0	0	5	X	X		9
B	USA - United States	212.6cm	0	0	0	0	2	0	1	0	X	X		3
	KOR - Korea	39.2cm *	2	1	2	1	0	1	0	2	X	X		9
C	JPN - Japan	27.8cm *	1	0	0	0	0	0	0	1	0	1		3
	SWE - Sweden	91.6cm	0	0	0	0	1	0	2	0	2	0		5
D	ITA - Italy	94.2cm *	0	1	0	1	0	2	0	3	0	0		7
	TUR - Türkiye	215.1cm	0	0	2	0	1	0	1	0	1	1		6

Current Standings

Rank	Team	Games	Wins	Losses	
1	CAN - Canada	10	10	0	Q
2	ITA - Italy	10	9	1	Q
3	KOR - Korea	10	8	2	Q
3	SUI - Switzerland	10	8	2	Q
5	SWE - Sweden	11	7	4	Q
6	DEN - Denmark	10	6	4	Q
7	SCO - Scotland	10	4	6	
7	USA - United States	10	4	6	
9	JPN - Japan	10	3	7	
9	NOR - Norway	10	3	7	
11	TUR - Türkiye	11	2	9	
12	EST - Estonia	10	1	9	
12	NZL - New Zealand	10	1	9	

Attendance

Session: 1'388 Total: 26'303

Note:
Under WCF rules, tie-breaking rules for standings are not applied until after the last game of the round robin.

Legend:
LSD Last Stone Draw **LSFE(*)** Last Stone First End **Q** Qualified for the play-offs
X Unplayed/unfinished end due to concession

THU 21 MAR 2024
Start Time 19:00

Round Robin Session 17 - Sheet A

WORLD CURLING

Game Results

Sheet	Team	LSFE	1	2	3	4	5	6	7	8	9	10	Extra Ends	Total
A	NZL - New Zealand		0	0	1	0	0	1	0	0	X	X		2
	CAN - Canada	*	2	1	0	0	1	0	0	5	X	X		9

NZL - New Zealand		Shot Success Game	All
4 V	SMITH Jessica	75%	65%
3	SMITH Courtney	70%	67%
2 S	BECKER Bridget	69%	63%
1	THOMPSON Holly	80%	78%
A	THURLOW Natalie	-	76%
Team Total		73%	69%

CAN - Canada		Shot Success Game	All
4 S	HOMAN Rachel	97%	90%
3 V	FLEURY Tracy	92%	85%
2	MISKEW Emma	91%	89%
1	WILKES Sarah	89%	90%
A	BROWN Rachel	-	50%
Team Total		92%	88%

Last Stone Draw Distance

⌚	THOMPSON Holly	131.3cm
⌚	SMITH Jessica	67.1cm
Total		198.4cm

Last Stone Draw Distance

⌚	MISKEW Emma	6.3cm
⌚	WILKES Sarah	37.7cm
Total		44.0cm

Time remaining: 13 minutes 3 seconds

Time remaining: 12 minutes 42 seconds

Time-out: End 8 - NZL stone 7

Shot Success Analysis

NZL - New Zealand		⌚	⌚	Game
4	SMITH Jessica	Draws 1 25%	1 100%	2 63%
		Take-outs 9 75%	5 80%	14 77%
		Total 10 70%	6 83%	16 75%
3	SMITH Courtney	Draws 3 75%	1 0%	4 56%
		Take-outs 7 68%	5 85%	12 75%
		Total 10 70%	6 71%	16 70%
2	BECKER Bridget	Draws 2 88%	3 92%	5 90%
		Take-outs 4 56%	7 61%	11 59%
		Total 6 67%	10 70%	16 69%
1	THOMPSON Holly	Draws 8 91%	5 95%	13 92%
		Take-outs 1 0%	2 38%	3 25%
		Total 9 81%	7 79%	16 80%
A	THURLOW Natalie	Draws 0 -	0 -	0 -
		Take-outs 0 -	0 -	0 -
		Total 0 -	0 -	0 -
Team		Draws 14 82%	10 85%	24 83%
		Take-outs 21 65%	19 70%	40 68%
		Total 35 72%	29 75%	64 73%

CAN - Canada		⌚	⌚	Game
4	HOMAN Rachel	Draws 2 100%	4 100%	6 100%
		Take-outs 6 92%	4 100%	10 95%
		Total 8 94%	8 100%	16 97%
3	FLEURY Tracy	Draws 0 -	3 100%	3 100%
		Take-outs 4 100%	9 86%	13 90%
		Total 4 100%	12 90%	16 92%
2	MISKEW Emma	Draws 3 50%	2 100%	5 70%
		Take-outs 5 100%	6 100%	11 100%
		Total 8 81%	8 100%	16 91%
1	WILKES Sarah	Draws 3 75%	11 95%	14 91%
		Take-outs 1 100%	1 50%	2 75%
		Total 4 81%	12 92%	16 89%
A	BROWN Rachel	Draws 0 -	0 -	0 -
		Take-outs 0 -	0 -	0 -
		Total 0 -	0 -	0 -
Team		Draws 8 72%	20 98%	28 90%
		Take-outs 16 97%	20 91%	36 94%
		Total 24 89%	40 94%	64 92%

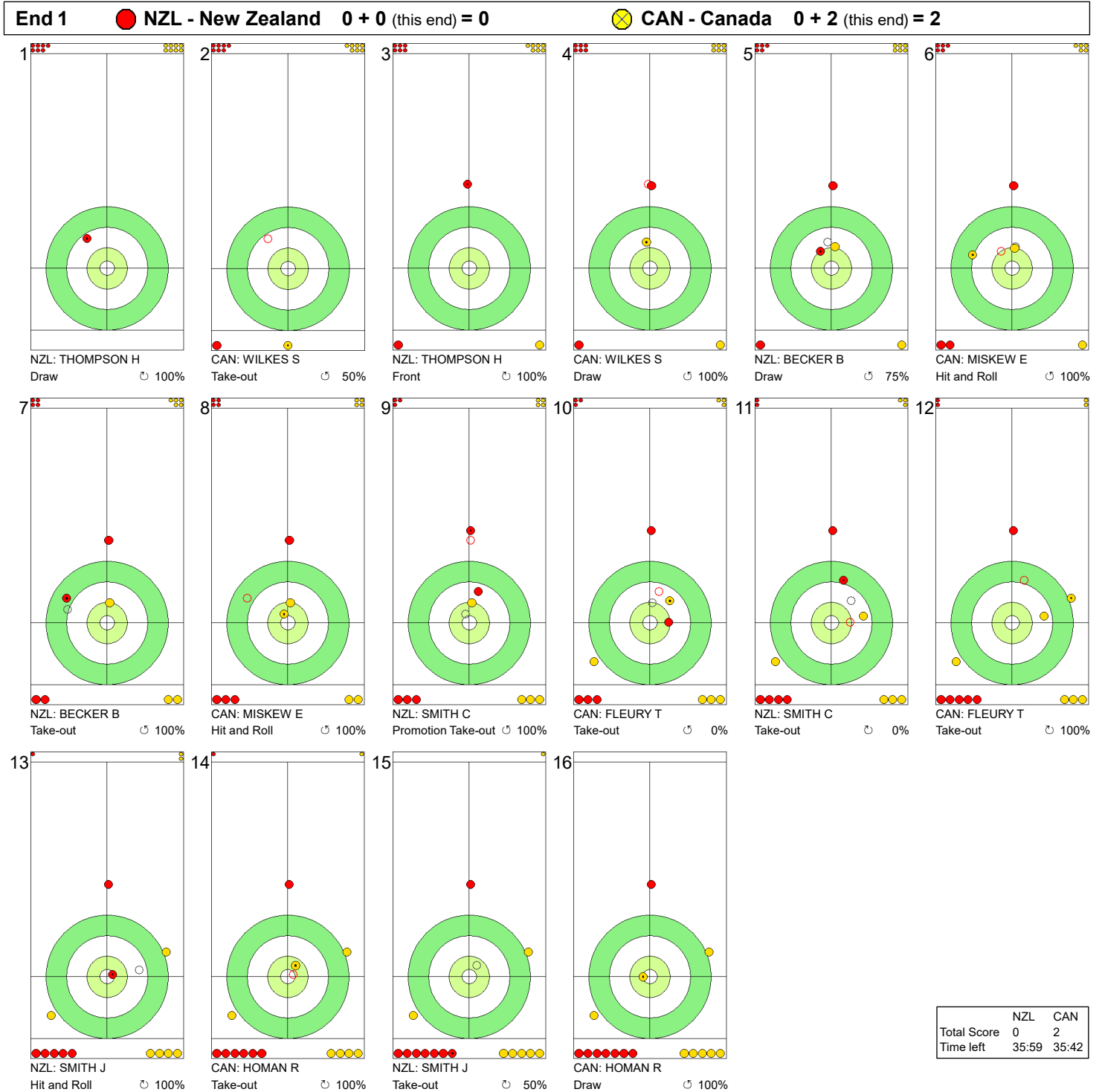
Note:
Position and function for each team member:
4 = Fourth, 3 = Third, 2 = Second, 1 = Lead, A = Alternate, S = Skip, V = Vice-Skip

Legend:
⌚ Clockwise ⌚ Counter-clockwise LSFE(*) Last Stone First End
X Unplayed/unfinished end due to concession

THU 21 MAR 2024
Start Time 19:00

Round Robin Session 17 - Sheet A

Game - Shot by Shot

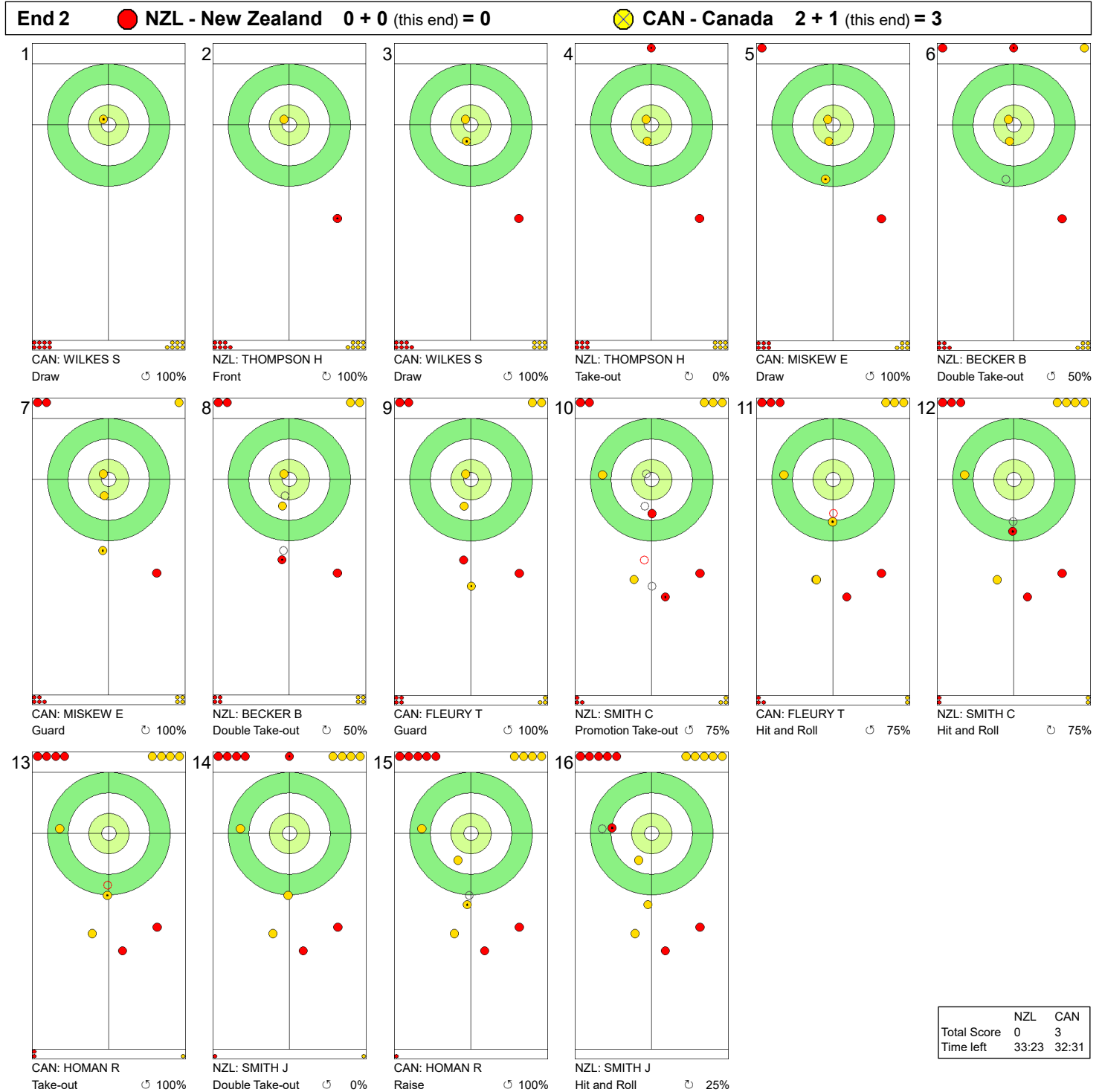


Legend:
↻ Clockwise ↺ Counter-clockwise - Not considered

THU 21 MAR 2024
Start Time 19:00

Round Robin Session 17 - Sheet A

Game - Shot by Shot



Legend:
 ↻ Clockwise ↺ Counter-clockwise - Not considered

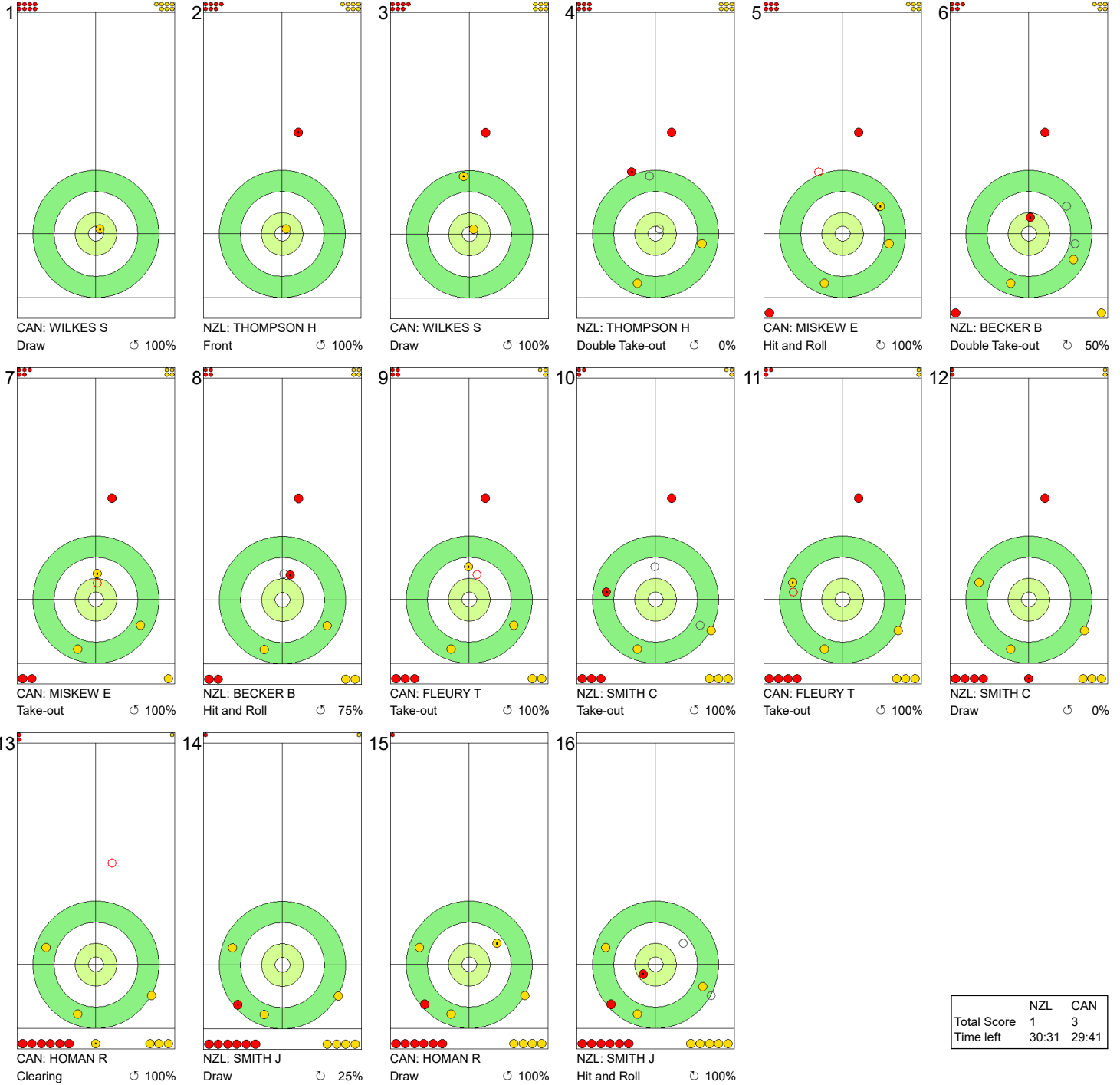
THU 21 MAR 2024
Start Time 19:00

Round Robin Session 17 - Sheet A

WORLD CURLING

Game - Shot by Shot

End 3 ● **NZL - New Zealand** **0 + 1** (this end) = 1 ⊗ **CAN - Canada** **3 + 0** (this end) = 3



	NZL	CAN
Total Score	1	3
Time left	30:31	29:41

Legend:
↻ Clockwise ↺ Counter-clockwise - Not considered

THU 21 MAR 2024
Start Time 19:00

Round Robin Session 17 - Sheet A

WORLD CURLING

Game - Shot by Shot

End 4 **NZL - New Zealand 1 + 0 (this end) = 1** **CAN - Canada 3 + 0 (this end) = 3**



	NZL	CAN
Total Score	1	3
Time left	27:53	27:09

Legend:
 ↻ Clockwise ↺ Counter-clockwise - Not considered

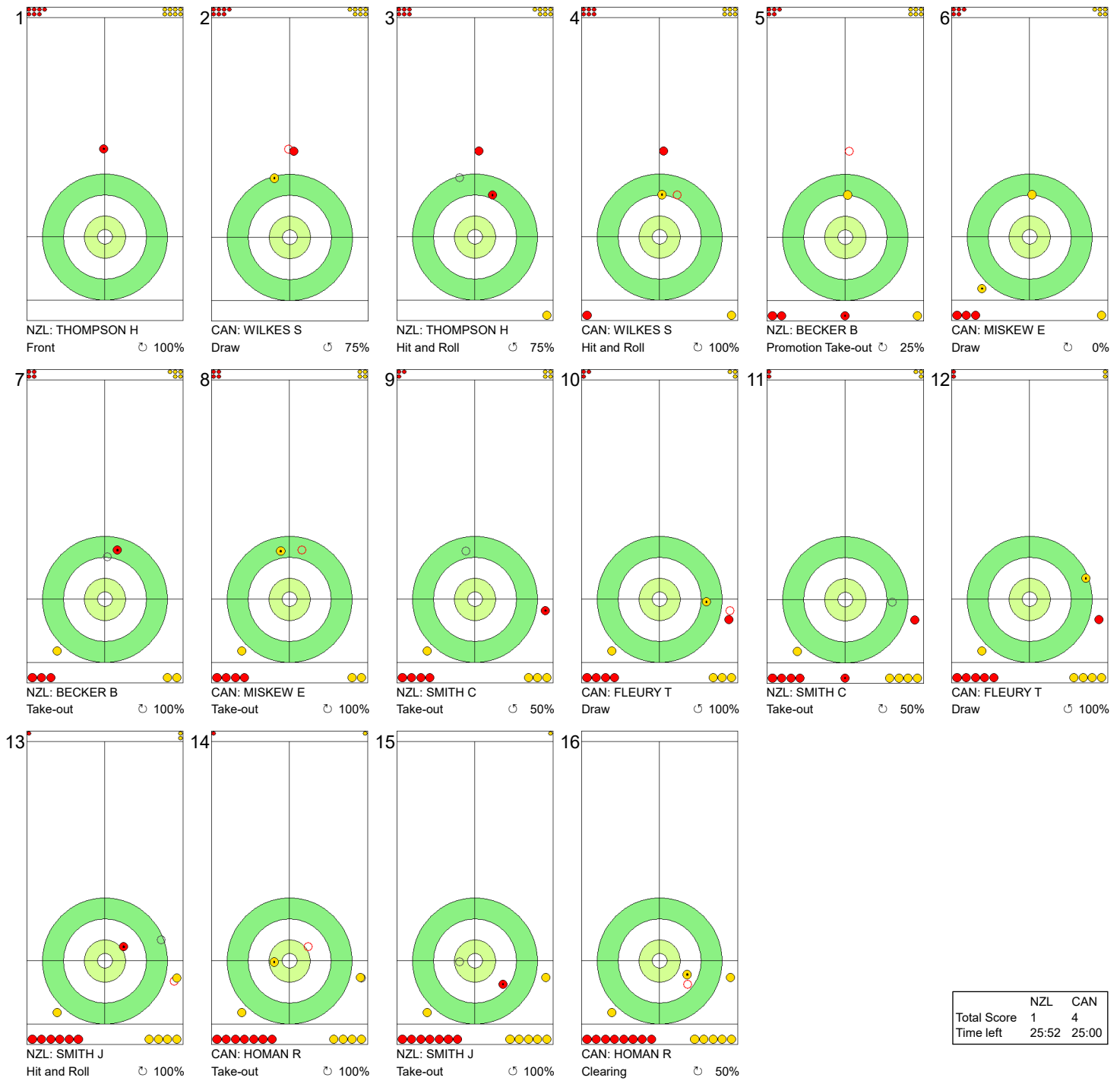
THU 21 MAR 2024
Start Time 19:00

Round Robin Session 17 - Sheet A

WORLD
CURLING

Game - Shot by Shot

End 5 ● **NZL - New Zealand** 1 + 0 (this end) = 1 ⊗ **CAN - Canada** 3 + 1 (this end) = 4



	NZL	CAN
Total Score	1	4
Time left	25:52	25:00

Legend:
↻ Clockwise ↺ Counter-clockwise - Not considered

THU 21 MAR 2024
Start Time 19:00

Round Robin Session 17 - Sheet A

WORLD CURLING

Game - Shot by Shot

End 6 **NZL - New Zealand 1 + 1 (this end) = 2** **CAN - Canada 4 + 0 (this end) = 4**



	NZL	CAN
Total Score	2	4
Time left	21:29	20:45

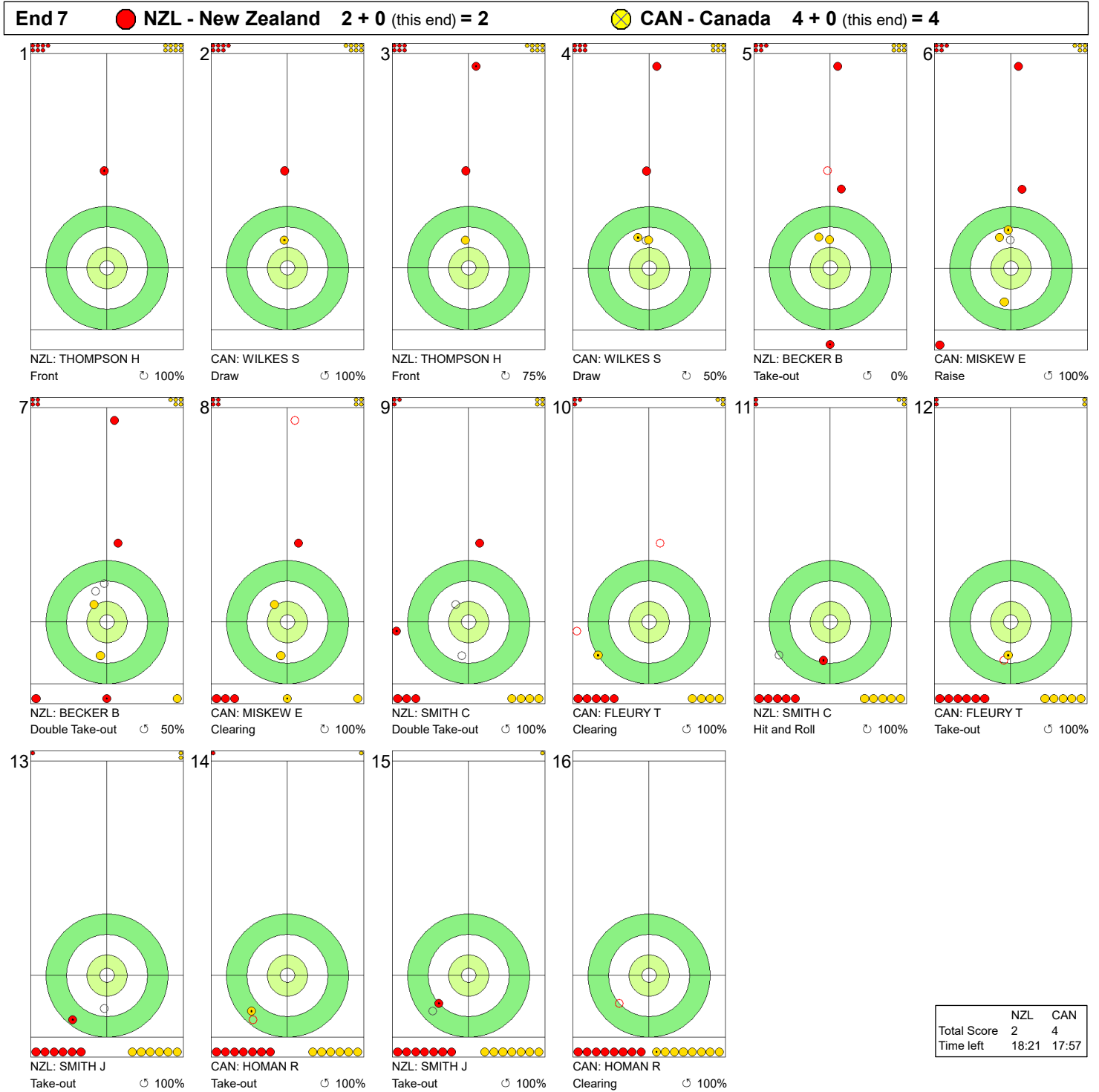
Legend:
 ↻ Clockwise ↺ Counter-clockwise - Not considered

THU 21 MAR 2024
Start Time 19:00

Round Robin Session 17 - Sheet A

WORLD CURLING

Game - Shot by Shot



Legend:
 Clockwise Counter-clockwise - Not considered

THU 21 MAR 2024
Start Time 19:00

Round Robin Session 17 - Sheet A

WORLD CURLING

Game - Shot by Shot

End 8 **NZL - New Zealand 2 + 0 (this end) = 2** **CAN - Canada 4 + 5 (this end) = 9**



	NZL	CAN
Total Score	2	9
Time left	13:03	12:42

Legend:
 Clockwise
 Counter-clockwise
 - Not considered

THU 21 MAR 2024
Start Time 19:00

Round Robin Session 17 - Sheet B

Game Results

Sheet	Team	LSFE	1	2	3	4	5	6	7	8	9	10	Extra Ends	Total
B	USA - United States		0	0	0	0	2	0	1	0	X	X		3
	KOR - Korea	*	2	1	2	1	0	1	0	2	X	X		9

USA - United States		Shot Success Game	All
4 S	PETERSON Tabitha	63%	77%
3 V	THIESSE Cory	88%	82%
2	PETERSON Tara	84%	85%
1	PERSINGER Vicky	89%	87%
A	HAMILTON Becca	-	84%
Team Total		81%	82%

KOR - Korea		Shot Success Game	All
4 S	GIM Eunji	86%	79%
3 V	KIM Minji	69%	82%
2	KIM Suji	78%	85%
1	SEOL Yeeun	95%	88%
A	SEOL Yeji	-	88%
Team Total		82%	83%

Last Stone Draw		Distance
↻	PETERSON Tara	117.2cm
↻	PETERSON Tabitha	95.4cm
Total		212.6cm

Last Stone Draw		Distance
↻	KIM Suji	11.4cm
↻	SEOL Yeeun	27.8cm
Total		39.2cm

Time remaining: 5 minutes 12 seconds

Time-out: End 7 - USA stone 6

Time remaining: 9 minutes 55 seconds

Time-out: End 8 - KOR stone 5

Shot Success Analysis

USA - United States		↻	↻	Game
4	PETERSON Tabitha	Draws 5 80%	3 42%	8 66%
		Take-outs 3 83%	4 44%	7 61%
		Total 8 81%	7 43%	15 63%
3	THIESSE Cory	Draws 5 90%	5 95%	10 93%
		Take-outs 2 50%	4 94%	6 79%
		Total 7 79%	9 94%	16 88%
2	PETERSON Tara	Draws 5 85%	7 100%	12 94%
		Take-outs 2 75%	2 38%	4 56%
		Total 7 82%	9 86%	16 84%
1	PERSINGER Vicky	Draws 4 88%	10 98%	14 95%
		Take-outs 1 50%	1 50%	2 50%
		Total 5 80%	11 93%	16 89%
A	HAMILTON Becca	Draws 0 -	0 -	0 -
		Take-outs 0 -	0 -	0 -
		Total 0 -	0 -	0 -
Team		Draws 19 86%	25 91%	44 89%
		Take-outs 8 69%	11 61%	19 64%
		Total 27 81%	36 82%	63 81%

KOR - Korea		↻	↻	Game
4	GIM Eunji	Draws 3 100%	2 100%	5 100%
		Take-outs 4 50%	7 96%	11 80%
		Total 7 71%	9 97%	16 86%
3	KIM Minji	Draws 3 67%	1 0%	4 50%
		Take-outs 4 94%	8 66%	12 75%
		Total 7 82%	9 58%	16 69%
2	KIM Suji	Draws 2 88%	4 81%	6 83%
		Take-outs 5 70%	5 80%	10 75%
		Total 7 75%	9 81%	16 78%
1	SEOL Yeeun	Draws 1 75%	14 96%	15 95%
		Take-outs 0 -	1 100%	1 100%
		Total 1 75%	15 97%	16 95%
A	SEOL Yeji	Draws 0 -	0 -	0 -
		Take-outs 0 -	0 -	0 -
		Total 0 -	0 -	0 -
Team		Draws 9 83%	21 89%	30 88%
		Take-outs 13 71%	21 81%	34 77%
		Total 22 76%	42 85%	64 82%

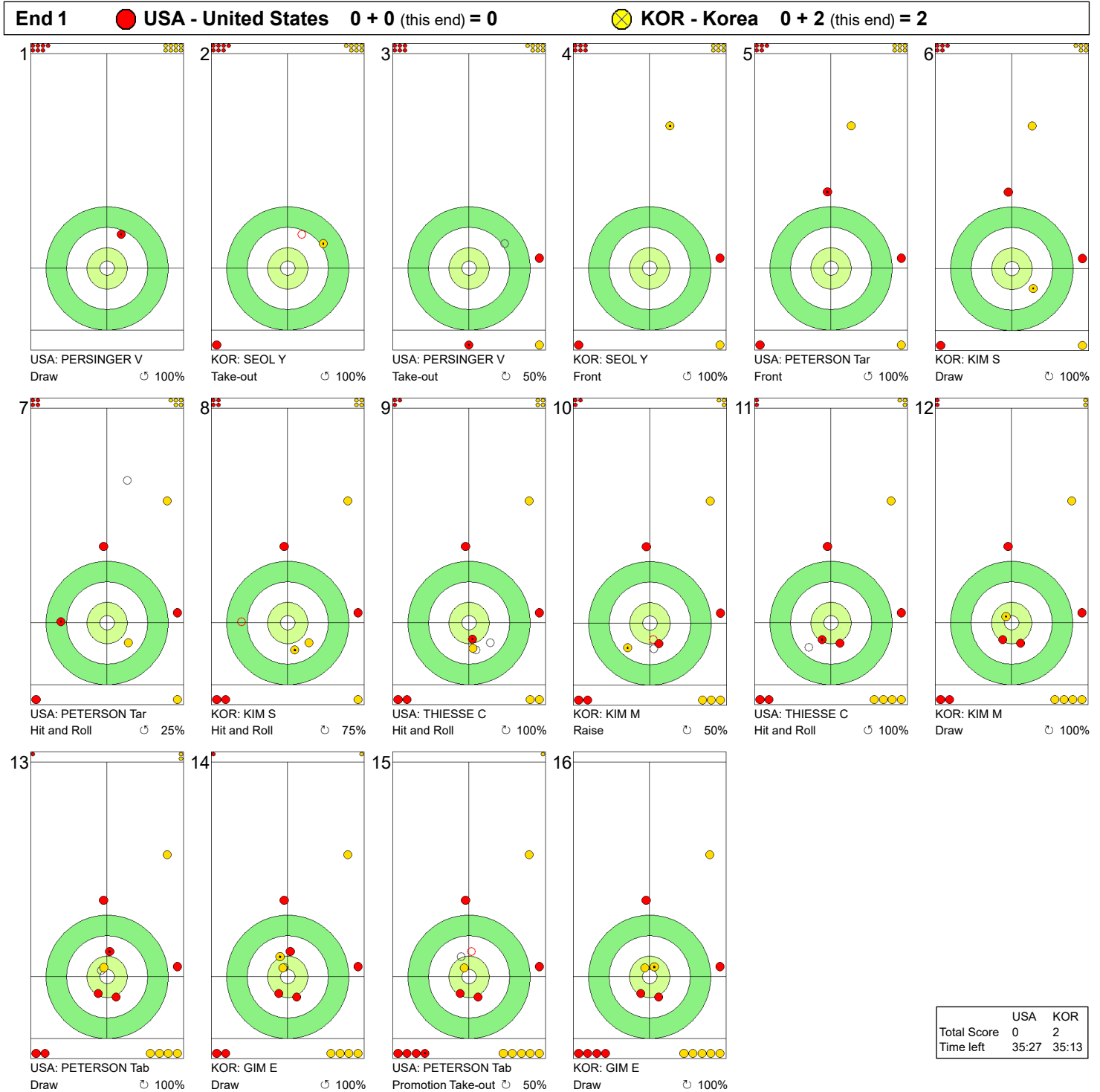
Note:
Position and function for each team member:
4 = Fourth, 3 = Third, 2 = Second, 1 = Lead, A = Alternate, S = Skip, V = Vice-Skip

Legend:
↻ Clockwise ↻ Counter-clockwise LSFE(*) Last Stone First End
X Unplayed/unfinished end due to concession

THU 21 MAR 2024
Start Time 19:00

Round Robin Session 17 - Sheet B

Game - Shot by Shot

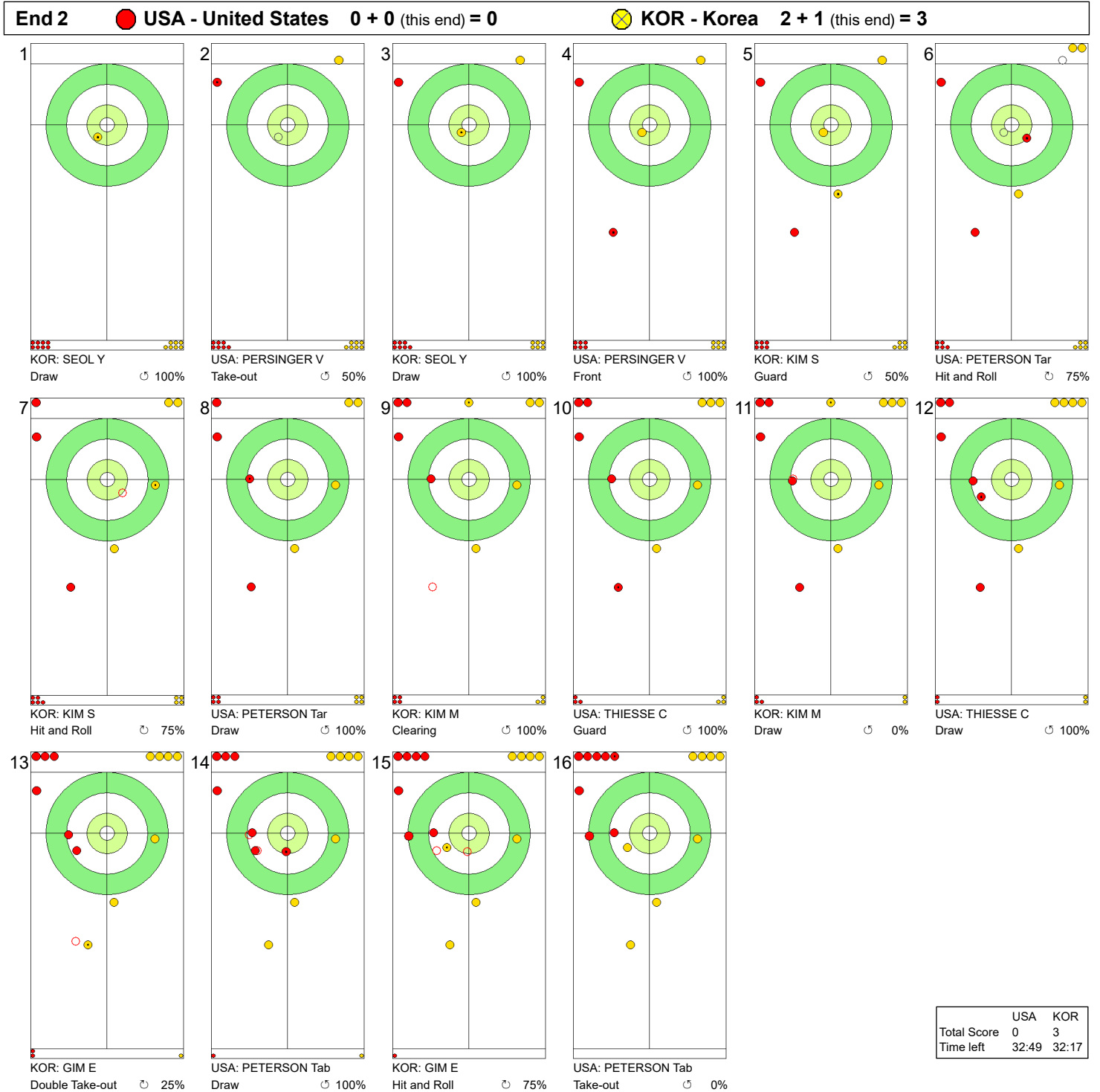


Legend:
 Clockwise
 Counter-clockwise
 - Not considered

THU 21 MAR 2024
Start Time 19:00

Round Robin Session 17 - Sheet B

Game - Shot by Shot



Legend:
 ↻ Clockwise ↺ Counter-clockwise - Not considered

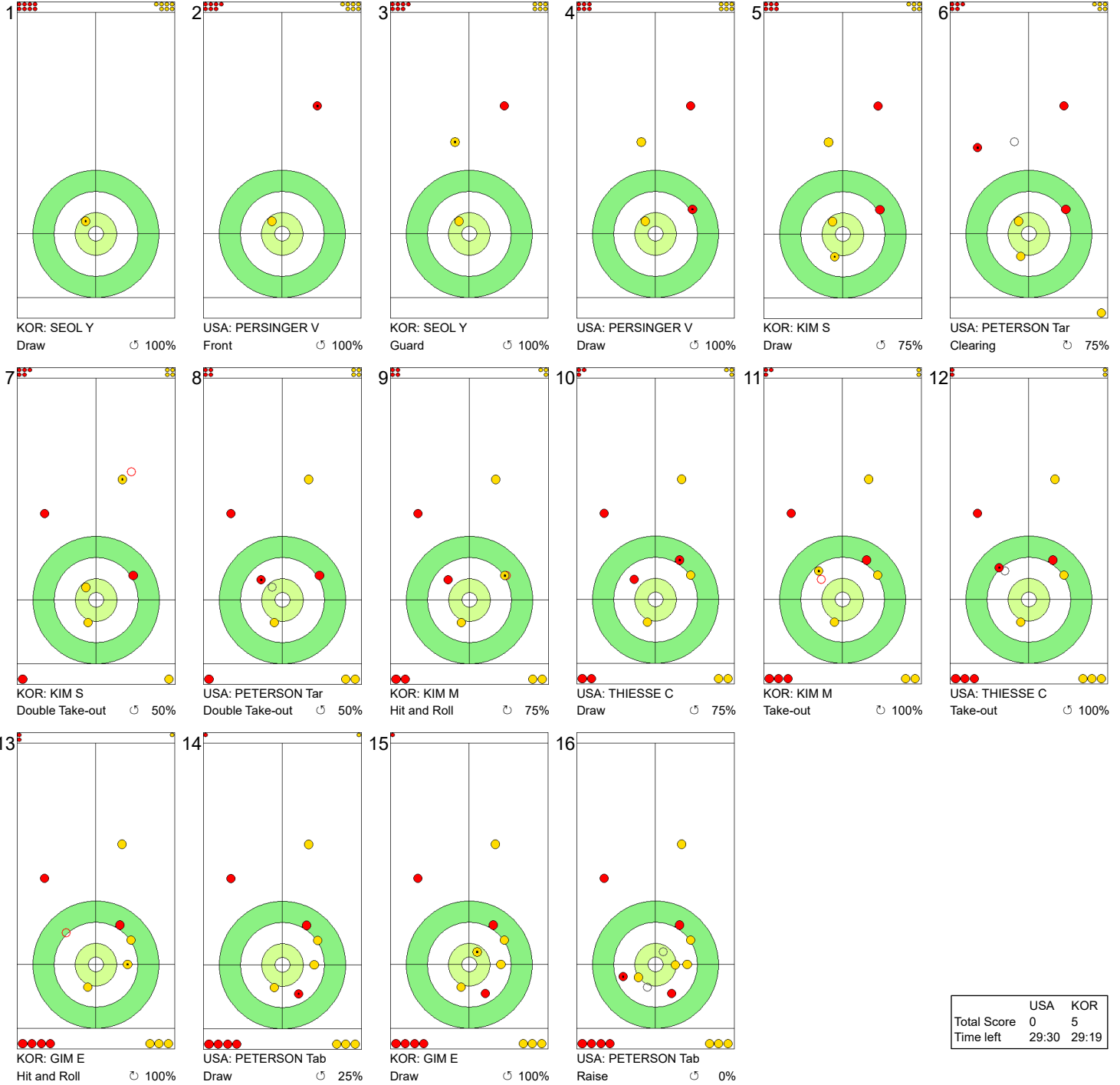
THU 21 MAR 2024
Start Time 19:00

Round Robin Session 17 - Sheet B

WORLD CURLING

Game - Shot by Shot

End 3 **USA - United States 0 + 0 (this end) = 0** **KOR - Korea 3 + 2 (this end) = 5**



	USA	KOR
Total Score	0	5
Time left	29:30	29:19

Legend:
 Clockwise Counter-clockwise - Not considered

THU 21 MAR 2024
Start Time 19:00

Round Robin Session 17 - Sheet B

Game - Shot by Shot

End 4 ● **USA - United States 0 + 0 (this end) = 0** ⊗ **KOR - Korea 5 + 1 (this end) = 6**



	USA	KOR
Total Score	0	6
Time left	21:27	24:00

Legend:
↻ Clockwise ↺ Counter-clockwise - Not considered

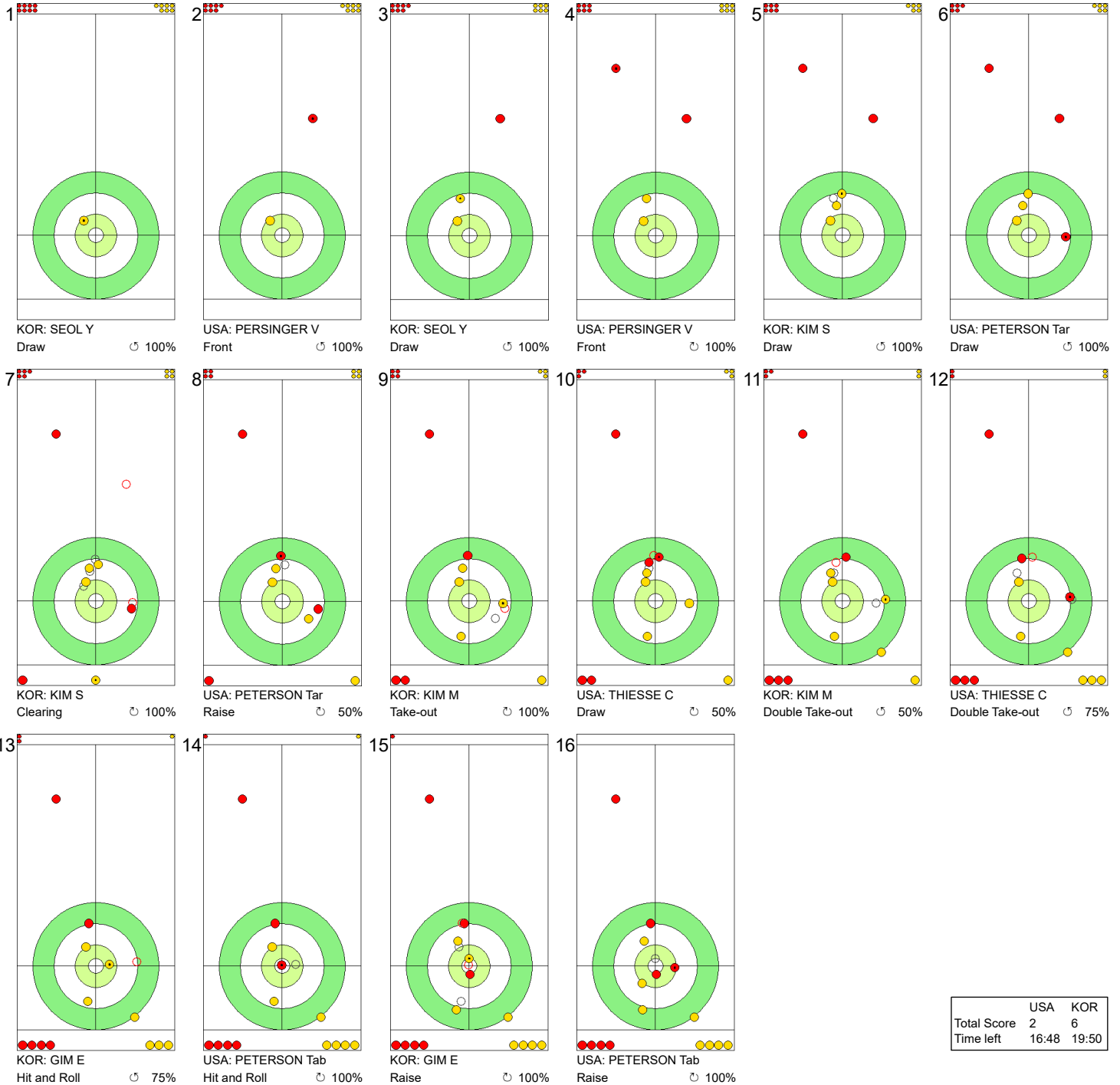
THU 21 MAR 2024
Start Time 19:00

Round Robin Session 17 - Sheet B

WORLD CURLING

Game - Shot by Shot

End 5 **USA - United States 0 + 2 (this end) = 2** **KOR - Korea 6 + 0 (this end) = 6**



	USA	KOR
Total Score	2	6
Time left	16:48	19:50

Legend:
 ↻ Clockwise ↺ Counter-clockwise - Not considered

THU 21 MAR 2024
Start Time 19:00

Round Robin Session 17 - Sheet B

WORLD CURLING

Game - Shot by Shot

End 6			USA - United States 2 + 0 (this end) = 2			KOR - Korea 6 + 1 (this end) = 7									
1	2	3	4	5	6	7	8	9	10	11	12	13	14	15	16
USA: PERSINGER V Front 75%	KOR: SEOL Y Draw 50%	USA: PERSINGER V Front 75%	KOR: SEOL Y Draw 100%	USA: PETERSON Tar Draw 100%	KOR: KIM S Clearing 100%	USA: PETERSON Tar Front 100%	KOR: KIM S Clearing 100%	USA: THIESSE C Front 100%	KOR: KIM M Clearing 100%	USA: THIESSE C Draw 100%	KOR: KIM M Double Take-out 50%	USA: PETERSON Tab Draw 100%	KOR: GIM E Take-out 100%	USA: PETERSON Tab Hit and Roll 100%	KOR: GIM E Take-out 100%

	USA	KOR
Total Score	2	7
Time left	13:27	17:27

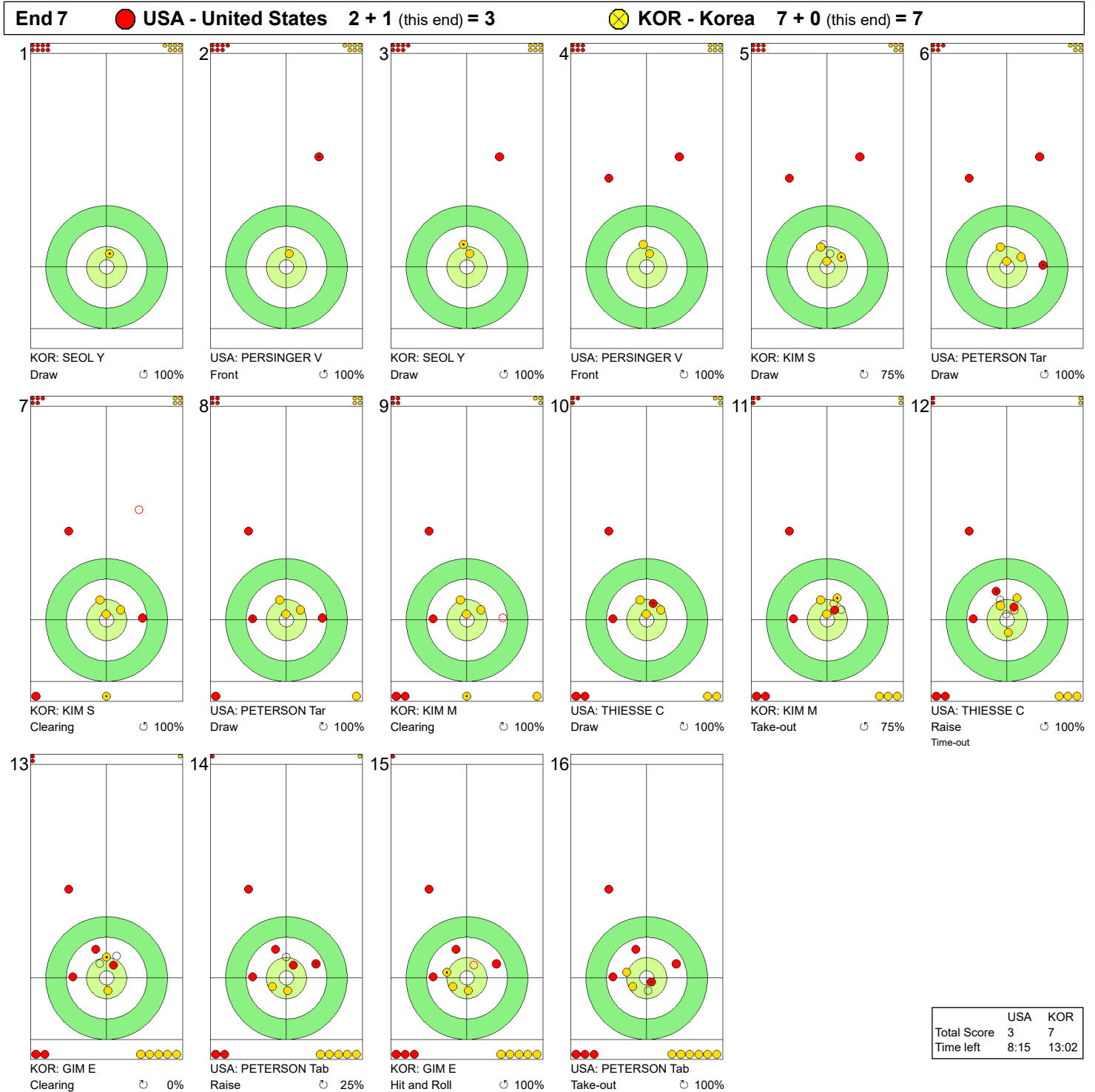
Legend:
 ↻ Clockwise ↺ Counter-clockwise - Not considered

THU 21 MAR 2024
Start Time 19:00

Round Robin Session 17 - Sheet B

WORLD CURLING

Game - Shot by Shot



Legend:
 ↻ Clockwise ↺ Counter-clockwise - Not considered

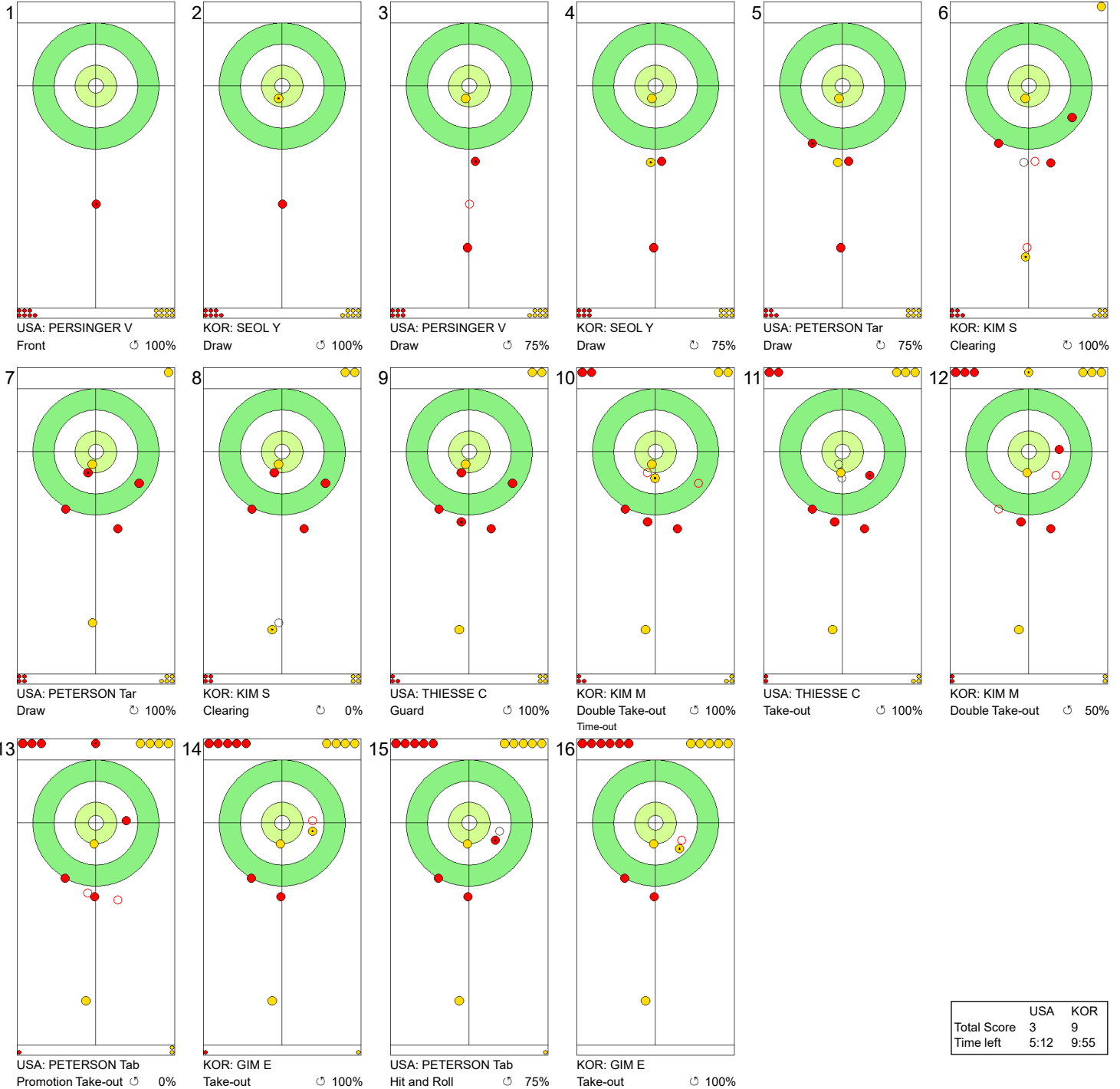
THU 21 MAR 2024
Start Time 19:00

Round Robin Session 17 - Sheet B

WORLD CURLING

Game - Shot by Shot

End 8 **USA - United States 3 + 0 (this end) = 3** **KOR - Korea 7 + 2 (this end) = 9**



	USA	KOR
Total Score	3	9
Time left	5:12	9:55

Legend:
 ↻ Clockwise ↺ Counter-clockwise - Not considered

THU 21 MAR 2024
Start Time 19:00

Round Robin Session 17 - Sheet C

Game Results

Sheet	Team	LSFE	1	2	3	4	5	6	7	8	9	10	Extra Ends	Total
C	JPN - Japan	*	1	0	0	0	0	0	0	1	0	1		3
	SWE - Sweden		0	0	0	0	1	0	2	0	2	0		5

JPN - Japan		Shot Success	Game	All
4 S	UENO Miyu	74%		67%
3 V	KANAI Asuka	73%		75%
2	NISHIMURO Junko	71%		74%
1	UENO Yui	88%		88%
A	RYOKAWA Mone	-		99%
Team Total		76%		77%

SWE - Sweden		Shot Success	Game	All
4 S	HASSELBORG Anna	91%		85%
3 V	McMANUS Sara	91%		89%
2	KNOCHENHAUER Agnes	80%		84%
1	MABERGS Sofia	96%		91%
A	HELDIN Johanna	-		-
Team Total		90%		87%

Last Stone Draw		Distance
☺	UENO Miyu	9.1cm
☹	NISHIMURO Junko	18.7cm
Total		27.8cm

Last Stone Draw		Distance
☺	KNOCHENHAUER Agnes	6.8cm
☹	HASSELBORG Anna	84.8cm
Total		91.6cm

Time remaining: 2 minutes 32 seconds

Time-out: End 10 - JPN stone 6

Time remaining: 2 minutes 17 seconds

Time-out: End 7 - SWE stone 7

Shot Success Analysis

JPN - Japan		☺	☹	Game
4	UENO Miyu	Draws 5 65%	2 50%	7 61%
		Take-outs 4 100%	7 71%	11 82%
		Total 9 81%	9 67%	18 74%
3	KANAI Asuka	Draws 7 75%	4 56%	11 68%
		Take-outs 3 83%	6 75%	9 78%
		Total 10 78%	10 68%	20 73%
2	NISHIMURO Junko	Draws 4 88%	5 70%	9 78%
		Take-outs 7 68%	4 63%	11 66%
		Total 11 75%	9 67%	20 71%
1	UENO Yui	Draws 13 88%	5 100%	18 92%
		Take-outs 2 50%	0 -	2 50%
		Total 15 83%	5 100%	20 88%
A	RYOKAWA Mone	Draws 0 -	0 -	0 -
		Take-outs 0 -	0 -	0 -
		Total 0 -	0 -	0 -
Team		Draws 29 81%	16 73%	45 78%
		Take-outs 16 77%	17 71%	33 73%
		Total 45 79%	33 72%	78 76%

SWE - Sweden		☺	☹	Game
4	HASSELBORG Anna	Draws 3 100%	2 100%	5 100%
		Take-outs 7 96%	5 75%	12 88%
		Total 10 98%	7 82%	17 91%
3	McMANUS Sara	Draws 1 100%	1 100%	2 100%
		Take-outs 8 78%	10 100%	18 90%
		Total 9 81%	11 100%	20 91%
2	KNOCHENHAUER Agnes	Draws 5 60%	1 100%	6 67%
		Take-outs 5 90%	9 83%	14 86%
		Total 10 75%	10 85%	20 80%
1	MABERGS Sofia	Draws 10 98%	9 94%	19 96%
		Take-outs 0 -	1 100%	1 100%
		Total 10 98%	10 95%	20 96%
A	HELDIN Johanna	Draws 0 -	0 -	0 -
		Take-outs 0 -	0 -	0 -
		Total 0 -	0 -	0 -
Team		Draws 19 88%	13 96%	32 91%
		Take-outs 20 88%	25 89%	45 88%
		Total 39 88%	38 91%	77 90%

Note:
Position and function for each team member:
4 = Fourth, 3 = Third, 2 = Second, 1 = Lead, A = Alternate, S = Skip, V = Vice-Skip

Legend:
☺ Clockwise ☹ Counter-clockwise LSFE(*) Last Stone First End

THU 21 MAR 2024
Start Time 19:00

Round Robin Session 17 - Sheet C

WORLD CURLING

Game - Shot by Shot

End 1 ● **JPN - Japan 0 + 1 (this end) = 1** ⊗ **SWE - Sweden 0 + 0 (this end) = 0**



	JPN	SWE
Total Score	1	0
Time left	35:17	34:04

Legend:
 ↻ Clockwise ↺ Counter-clockwise - Not considered

THU 21 MAR 2024
Start Time 19:00

Round Robin Session 17 - Sheet C

WORLD CURLING

Game - Shot by Shot

End 2 ● JPN - Japan 1 + 0 (this end) = 1			● SWE - Sweden 0 + 0 (this end) = 0		
1 	2 	3 	4 	5 	6
7 	8 	9 	10 	11 	12
13 	14 	15 	16 		

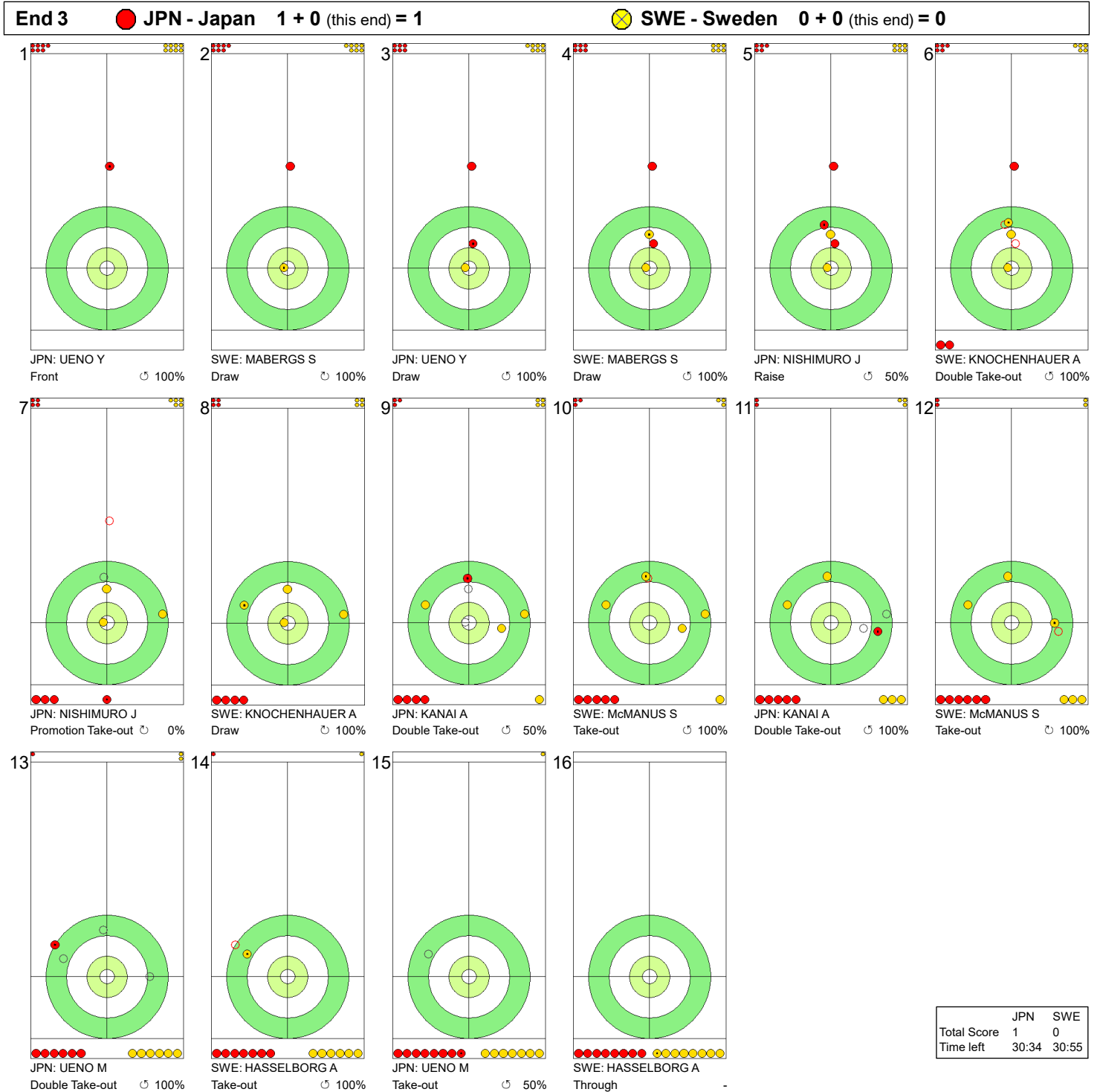
	JPN	SWE
Total Score	1	0
Time left	33:58	33:01

Legend:
 ↻ Clockwise ↺ Counter-clockwise - Not considered

THU 21 MAR 2024
Start Time 19:00

Round Robin Session 17 - Sheet C

Game - Shot by Shot

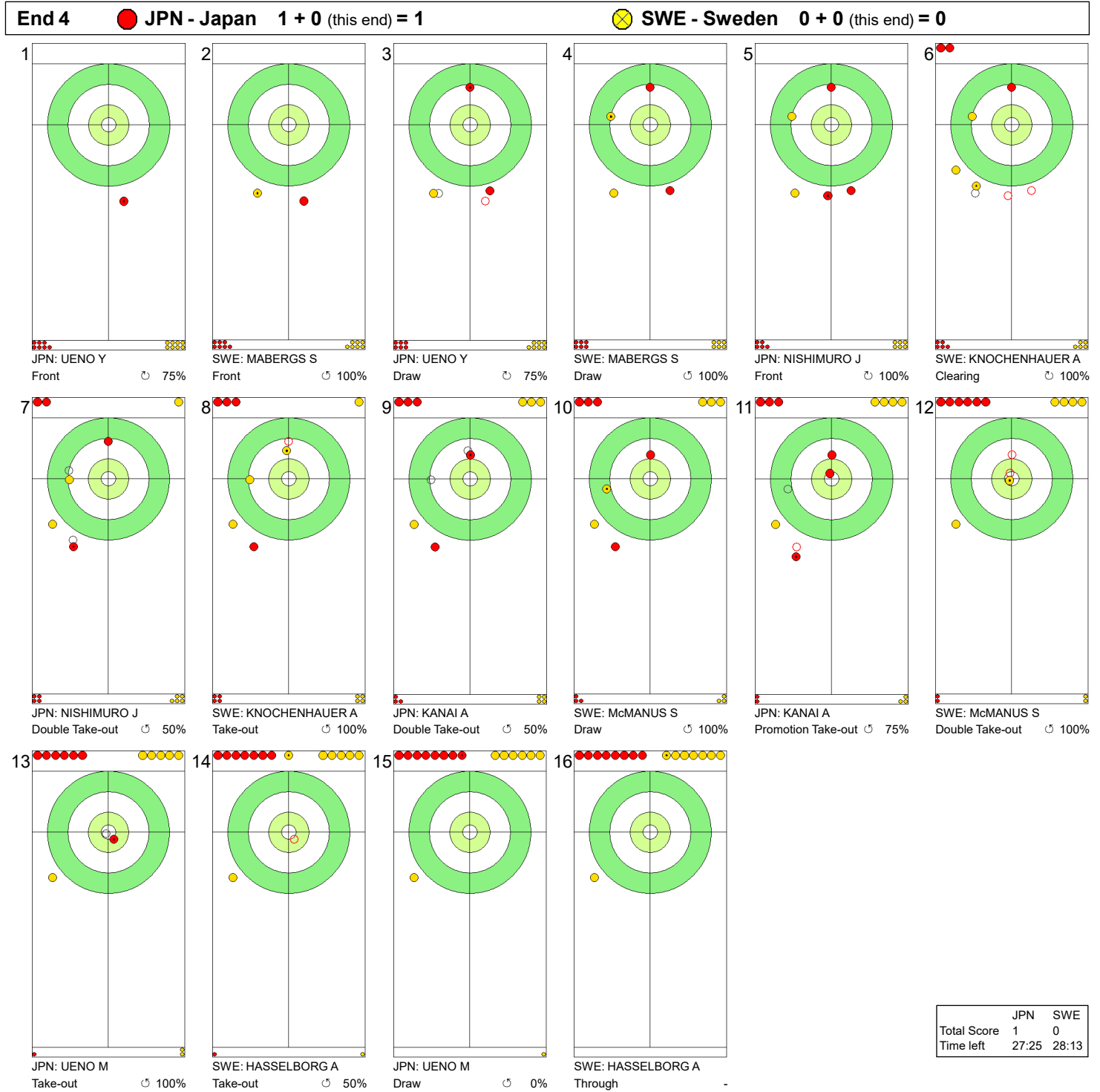


Legend:
 ↻ Clockwise ↺ Counter-clockwise - Not considered

THU 21 MAR 2024
Start Time 19:00

Round Robin Session 17 - Sheet C

Game - Shot by Shot



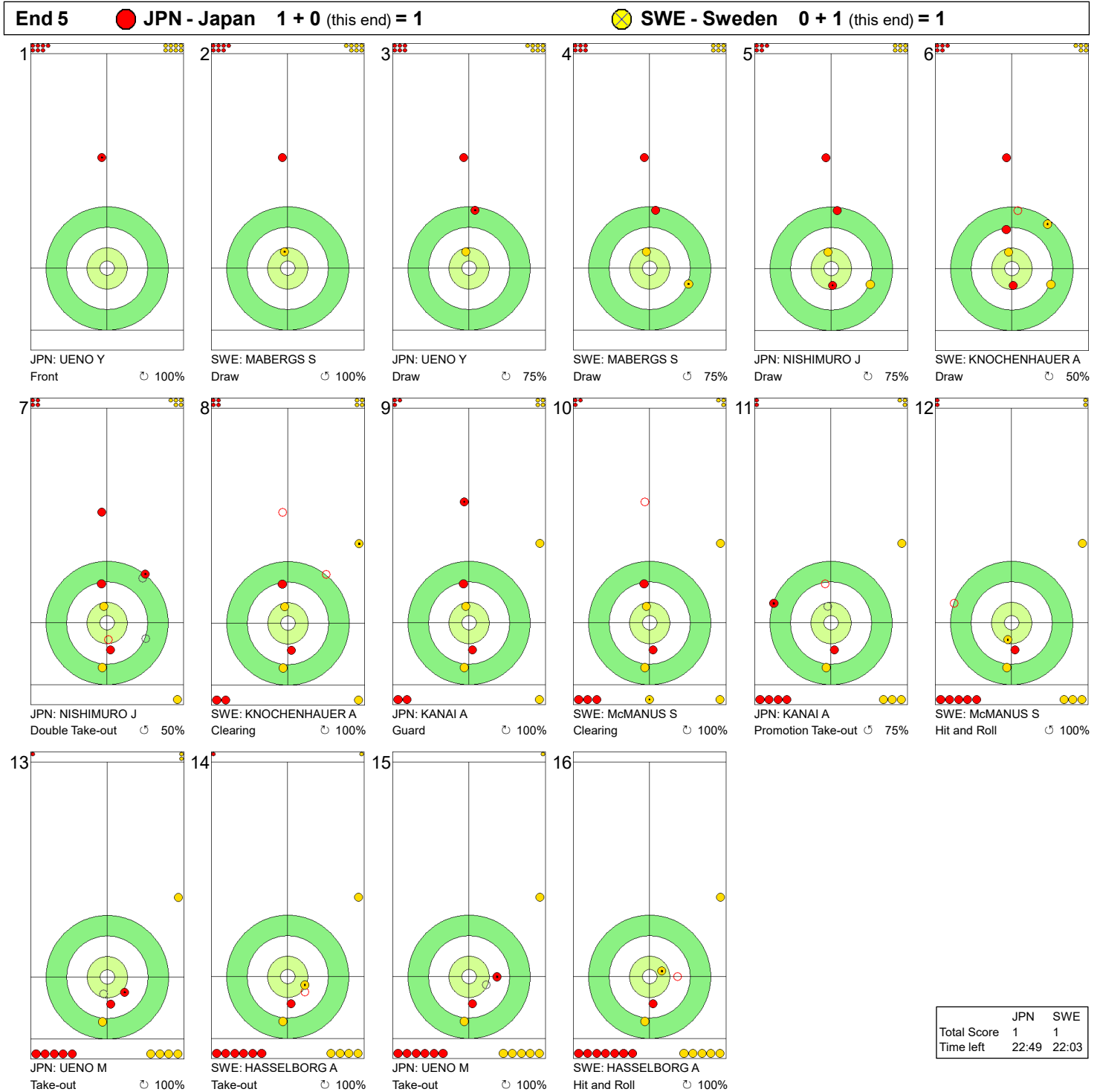
Legend:
 ↻ Clockwise ↺ Counter-clockwise - Not considered

THU 21 MAR 2024
Start Time 19:00

Round Robin Session 17 - Sheet C

WORLD CURLING

Game - Shot by Shot



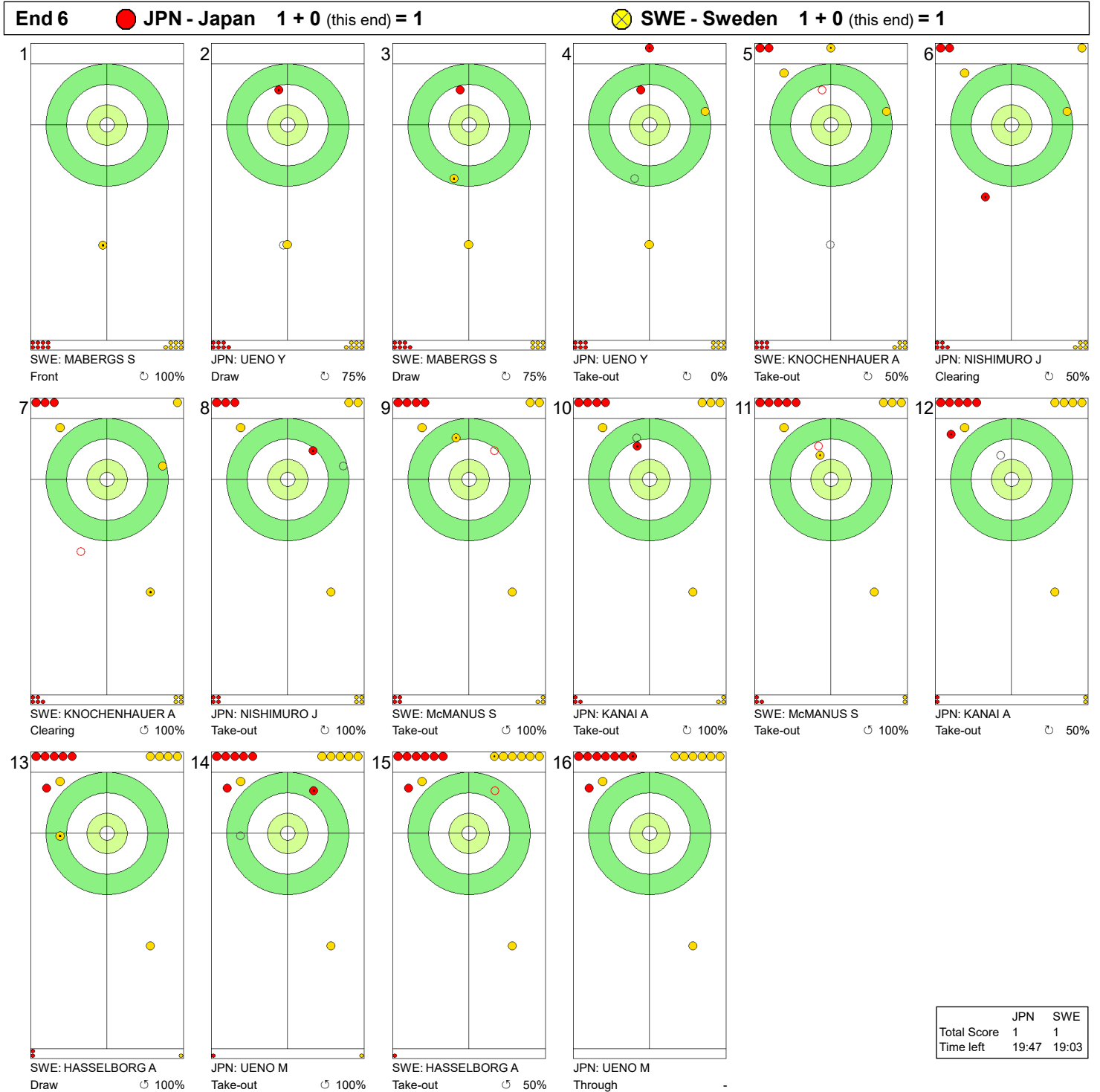
Legend:
 ↻ Clockwise ↺ Counter-clockwise - Not considered

THU 21 MAR 2024
Start Time 19:00

Round Robin Session 17 - Sheet C

WORLD CURLING

Game - Shot by Shot



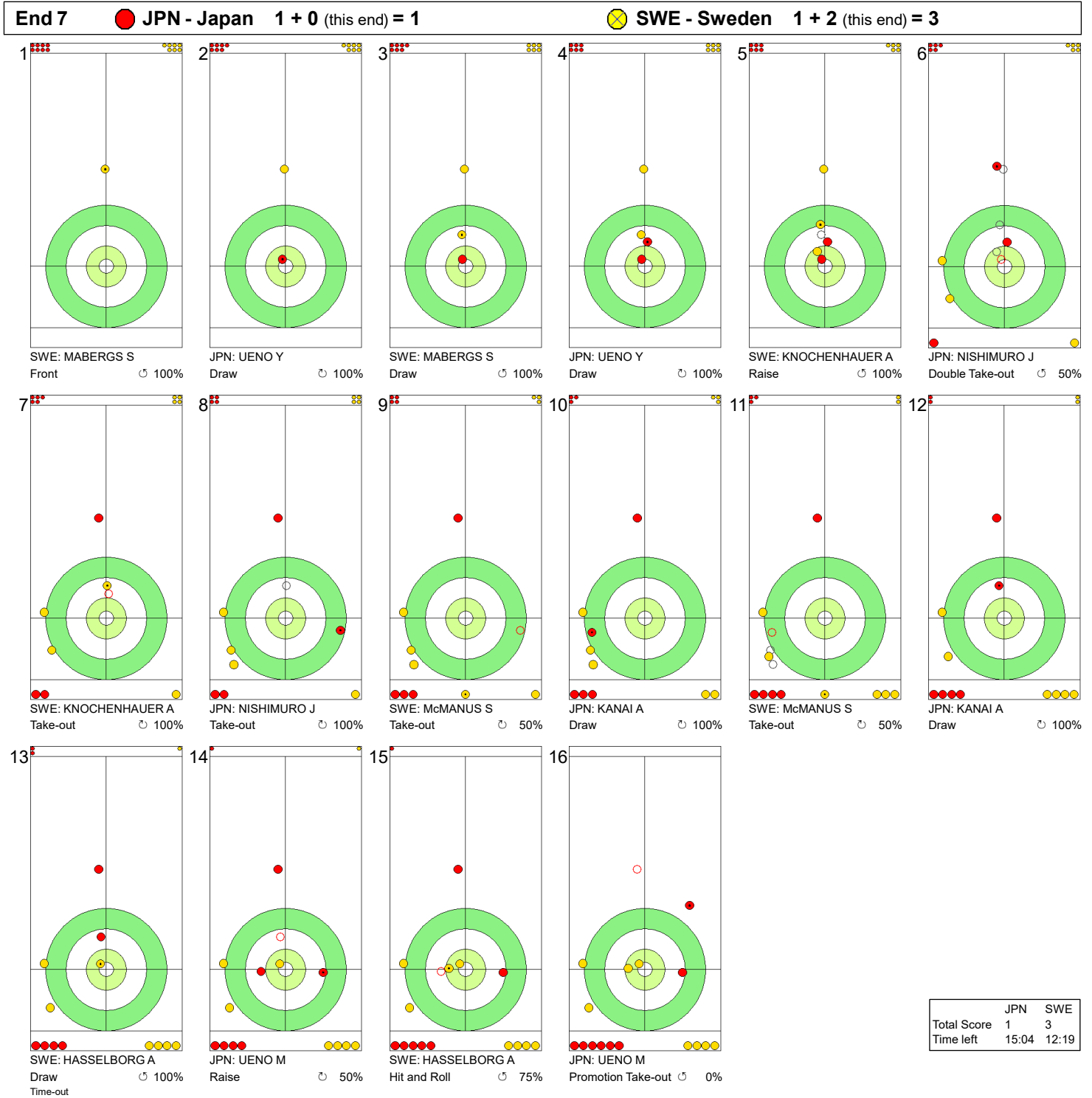
Legend:
 ↻ Clockwise ↺ Counter-clockwise - Not considered

THU 21 MAR 2024
Start Time 19:00

Round Robin Session 17 - Sheet C

WORLD CURLING

Game - Shot by Shot



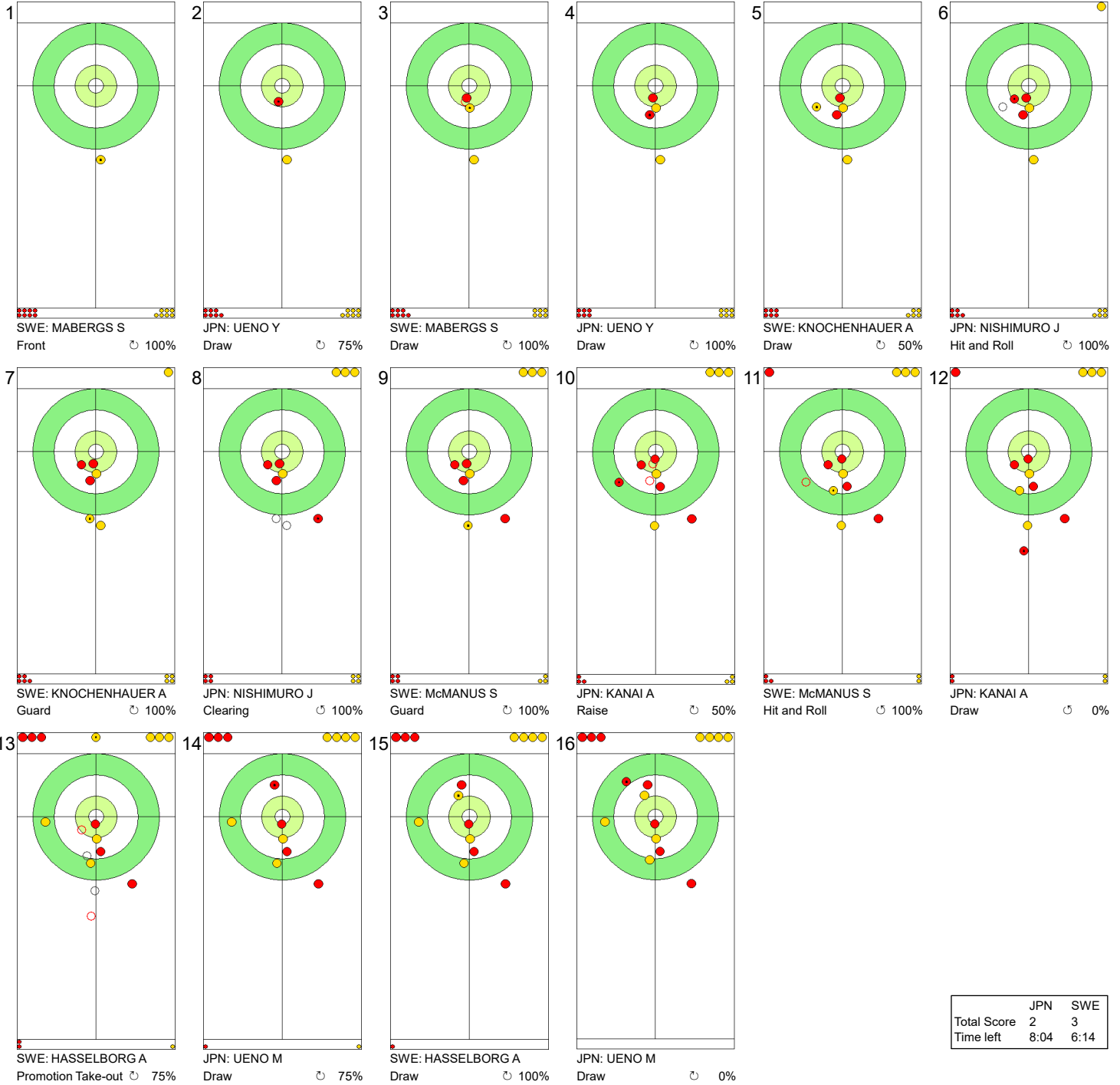
Legend:
 ↻ Clockwise ↺ Counter-clockwise - Not considered

THU 21 MAR 2024
Start Time 19:00

Round Robin Session 17 - Sheet C

Game - Shot by Shot

End 8 ● **JPN - Japan 1 + 1 (this end) = 2** ● **SWE - Sweden 3 + 0 (this end) = 3**



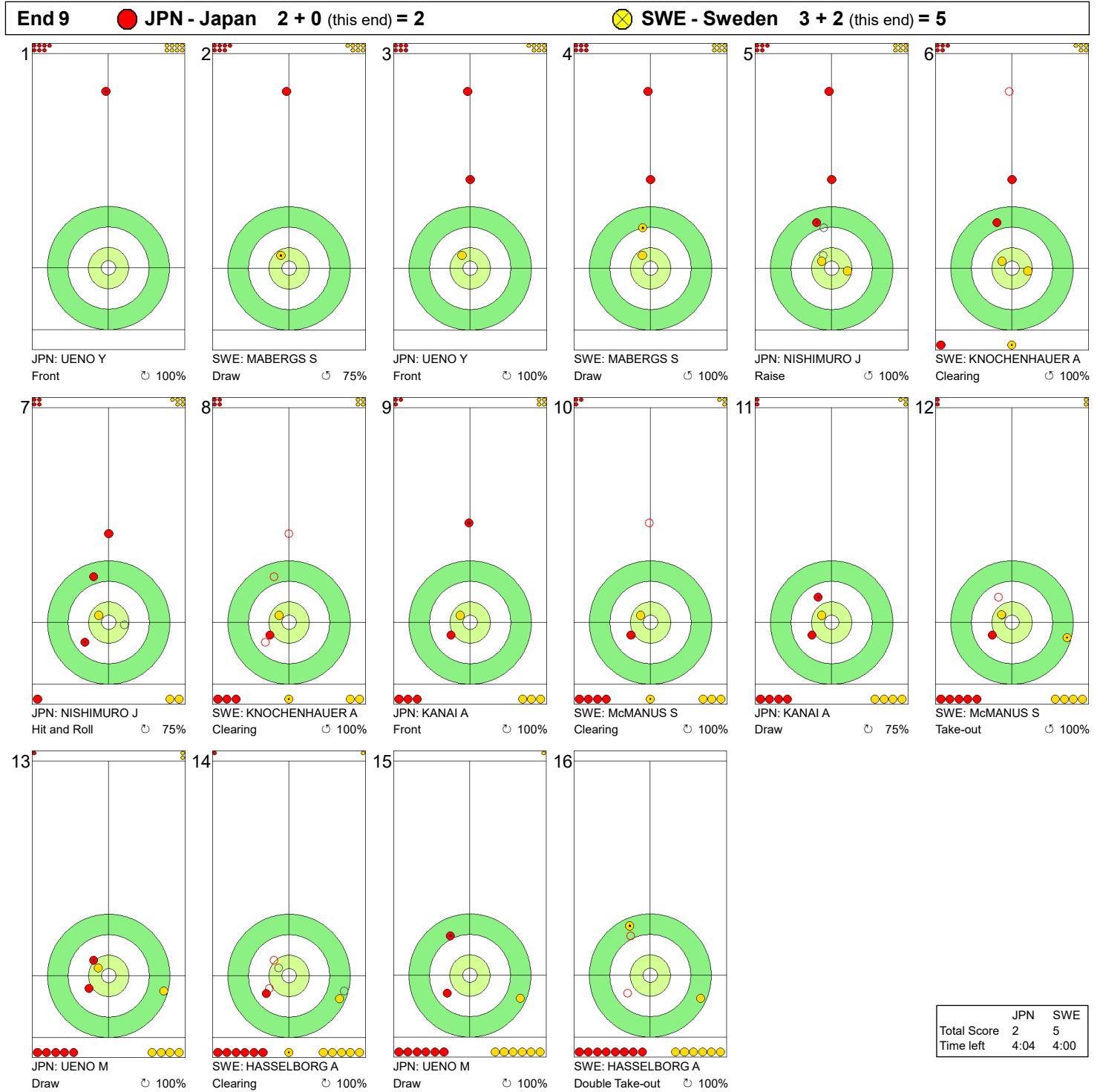
	JPN	SWE
Total Score	2	3
Time left	8:04	6:14

Legend:
 ↻ Clockwise ↺ Counter-clockwise - Not considered

THU 21 MAR 2024
Start Time 19:00

Round Robin Session 17 - Sheet C

Game - Shot by Shot



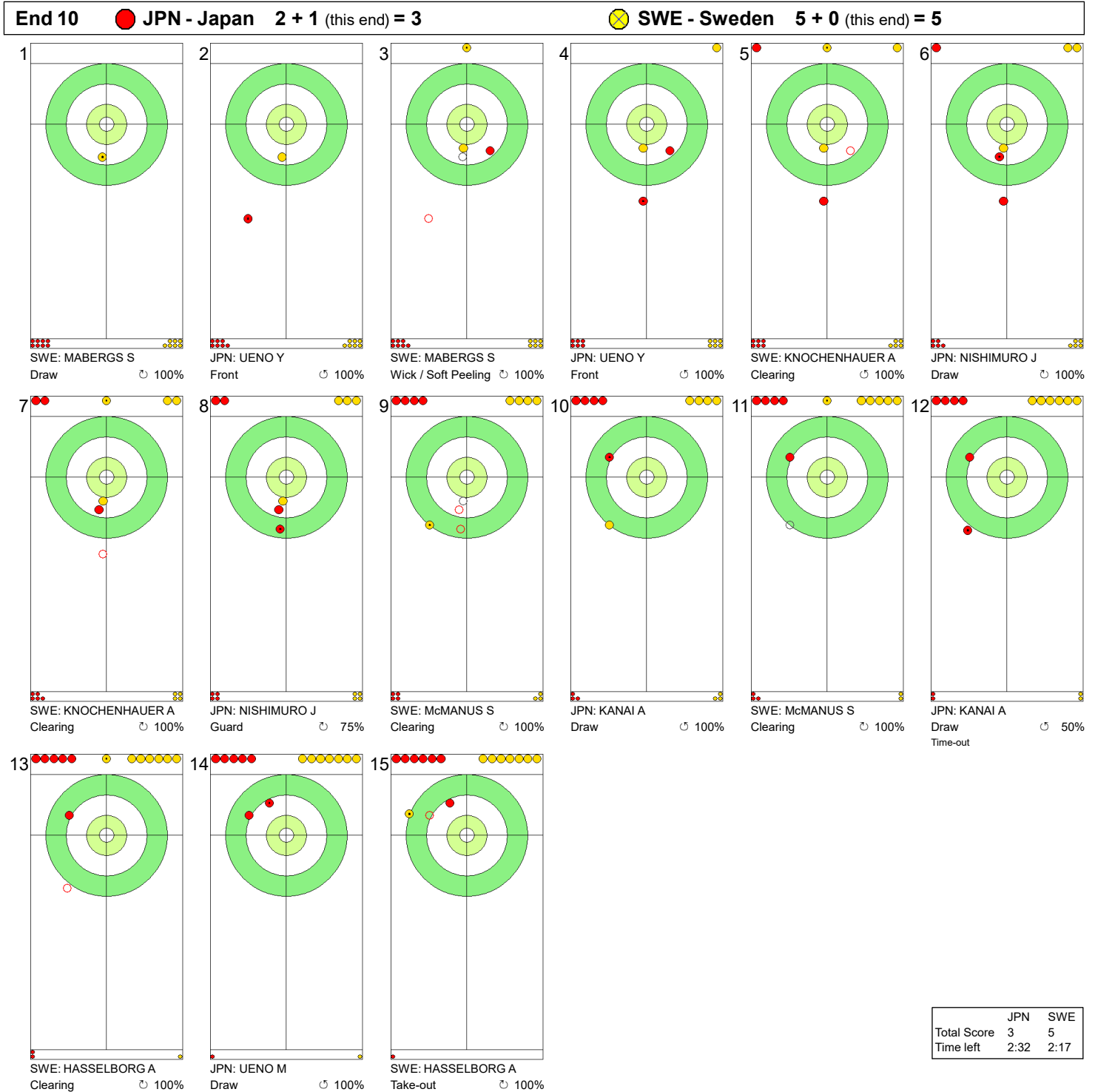
Legend:
 Clockwise
 Counter-clockwise
 Not considered

THU 21 MAR 2024
Start Time 19:00

Round Robin Session 17 - Sheet C

WORLD CURLING

Game - Shot by Shot



Legend:
 ↻ Clockwise ↺ Counter-clockwise - Not considered

THU 21 MAR 2024
Start Time 19:00

Round Robin Session 17 - Sheet D

Game Results

Sheet	Team	LSFE	1	2	3	4	5	6	7	8	9	10	Extra Ends	Total
D	ITA - Italy	*	0	1	0	1	0	2	0	3	0	0		7
	TUR - Türkiye		0	0	2	0	1	0	1	0	1	1		6

ITA - Italy		Shot Success	Game	All
4 S	CONSTANTINI Stefania	93%	86%	
3	MATHIS Elena	78%	79%	
2	ROMEI Angela	83%	87%	
1 V	ZARDINI LACEDELLI Giulia	98%	92%	
A	LO DESERTO Marta	-	75%	
Team Total		88%	86%	

TUR - Türkiye		Shot Success	Game	All
4 S	YILDIZ Dilsat	78%	75%	
3 V	POLAT Oznur	76%	79%	
2	KARAMAN Iclal	68%	70%	
1	SENGUL Berfin	94%	86%	
A	CALIKUSU Ifayet Safak	-	74%	
Team Total		79%	78%	

Last Stone Draw Distance

⌚	ROMEI Angela	33.7cm
⌚	MATHIS Elena	60.5cm
Total		94.2cm

Last Stone Draw Distance

⌚	POLAT Oznur	15.5cm
⌚	SENGUL Berfin	199.6cm
Total		215.1cm

Time remaining: 0 minutes 27 seconds

Time-out: End 10 - ITA stone 7

Time remaining: 0 minutes 17 seconds

Time-out: End 10 - TUR stone 5

Shot Success Analysis

ITA - Italy		⌚	⌚	Game	
4	CONSTANTINI Stefania	Draws	2 100%	7 89%	9 92%
		Take-outs	2 75%	9 97%	11 93%
		Total	4 88%	16 94%	20 93%
3	MATHIS Elena	Draws	2 88%	3 58%	5 70%
		Take-outs	8 88%	7 71%	15 80%
		Total	10 88%	10 68%	20 78%
2	ROMEI Angela	Draws	6 75%	4 50%	10 65%
		Take-outs	5 100%	5 100%	10 100%
		Total	11 86%	9 78%	20 83%
1	ZARDINI LACEDELLI Giulia	Draws	7 100%	10 95%	17 97%
		Take-outs	0 -	3 100%	3 100%
		Total	7 100%	13 96%	20 98%
A	LO DESERTO Marta	Draws	0 -	0 -	0 -
		Take-outs	0 -	0 -	0 -
		Total	0 -	0 -	0 -
Team		Draws	17 90%	24 81%	41 85%
		Take-outs	15 90%	24 91%	39 90%
		Total	32 90%	48 86%	80 88%

TUR - Türkiye		⌚	⌚	Game	
4	YILDIZ Dilsat	Draws	4 75%	5 60%	9 67%
		Take-outs	1 50%	10 90%	11 86%
		Total	5 70%	15 80%	20 78%
3	POLAT Oznur	Draws	3 67%	4 88%	7 79%
		Take-outs	5 70%	8 78%	13 75%
		Total	8 69%	12 81%	20 76%
2	KARAMAN Iclal	Draws	4 88%	8 72%	12 77%
		Take-outs	5 45%	3 67%	8 53%
		Total	9 64%	11 70%	20 68%
1	SENGUL Berfin	Draws	14 96%	4 81%	18 93%
		Take-outs	1 100%	1 100%	2 100%
		Total	15 97%	5 85%	20 94%
A	CALIKUSU Ifayet Safak	Draws	0 -	0 -	0 -
		Take-outs	0 -	0 -	0 -
		Total	0 -	0 -	0 -
Team		Draws	25 88%	21 74%	46 82%
		Take-outs	12 60%	22 83%	34 75%
		Total	37 79%	43 78%	80 79%

Note:
Position and function for each team member:
4 = Fourth, 3 = Third, 2 = Second, 1 = Lead, A = Alternate, S = Skip, V = Vice-Skip

Legend:
⌚ Clockwise ⌚ Counter-clockwise LSFE(*) Last Stone First End

THU 21 MAR 2024
Start Time 19:00

Round Robin Session 17 - Sheet D

WORLD
CURLING

Game - Shot by Shot

End 1 ● **ITA - Italy** 0 + 0 (this end) = 0 ● **TUR - Türkiye** 0 + 0 (this end) = 0

<p>1</p> <p>TUR: SENGUL B Draw ⤵ 100%</p>	<p>2</p> <p>ITA: ZARDINI LACEDELLI Take-out ⤵ 100%</p>	<p>3</p> <p>TUR: SENGUL B Take-out ⤵ 100%</p>	<p>4</p> <p>ITA: ZARDINI LACEDELLI Take-out ⤵ 100%</p>	<p>5</p> <p>TUR: KARAMAN I Take-out ⤵ 50%</p>	<p>6</p> <p>ITA: ROMEI A Draw ⤵ 0%</p>
<p>7</p> <p>TUR: KARAMAN I Draw ⤵ 100%</p>	<p>8</p> <p>ITA: ROMEI A Take-out ⤵ 100%</p>	<p>9</p> <p>TUR: POLAT O Take-out ⤵ 100%</p>	<p>10</p> <p>ITA: MATHIS E Take-out ⤵ 100%</p>	<p>11</p> <p>TUR: POLAT O Take-out ⤵ 100%</p>	<p>12</p> <p>ITA: MATHIS E Take-out ⤵ 100%</p>
<p>13</p> <p>TUR: YILDIZ D Take-out ⤵ 50%</p>	<p>14</p> <p>ITA: CONSTANTINI S Draw ⤵ 100%</p>	<p>15</p> <p>TUR: YILDIZ D Take-out ⤵ 100%</p>	<p>16</p> <p>ITA: CONSTANTINI S Clearing ⤵ 100%</p>		

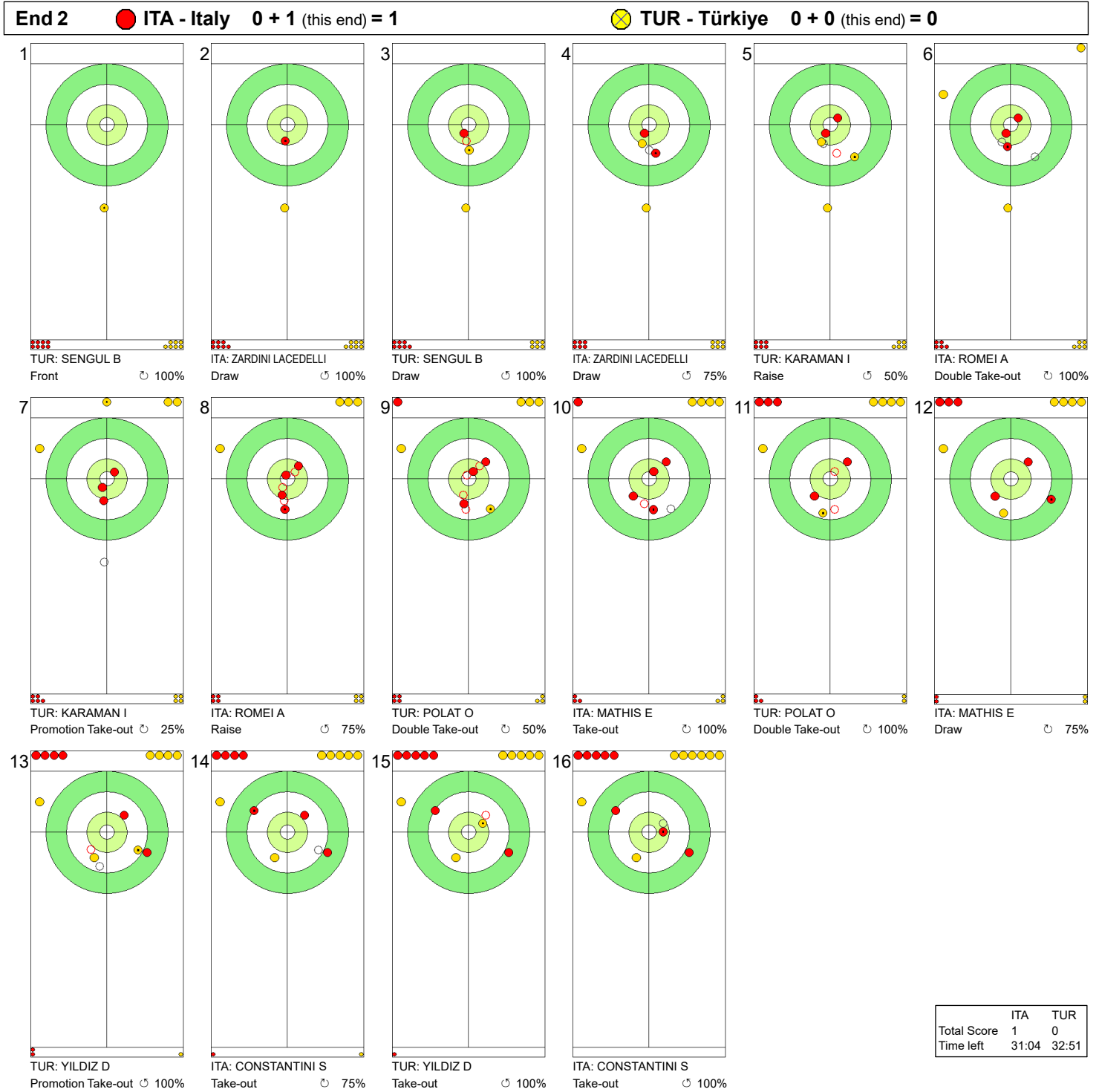
	ITA	TUR
Total Score	0	0
Time left	36:20	35:51

Legend:
 ⤵ Clockwise ⤴ Counter-clockwise - Not considered

THU 21 MAR 2024
Start Time 19:00

Round Robin Session 17 - Sheet D

Game - Shot by Shot



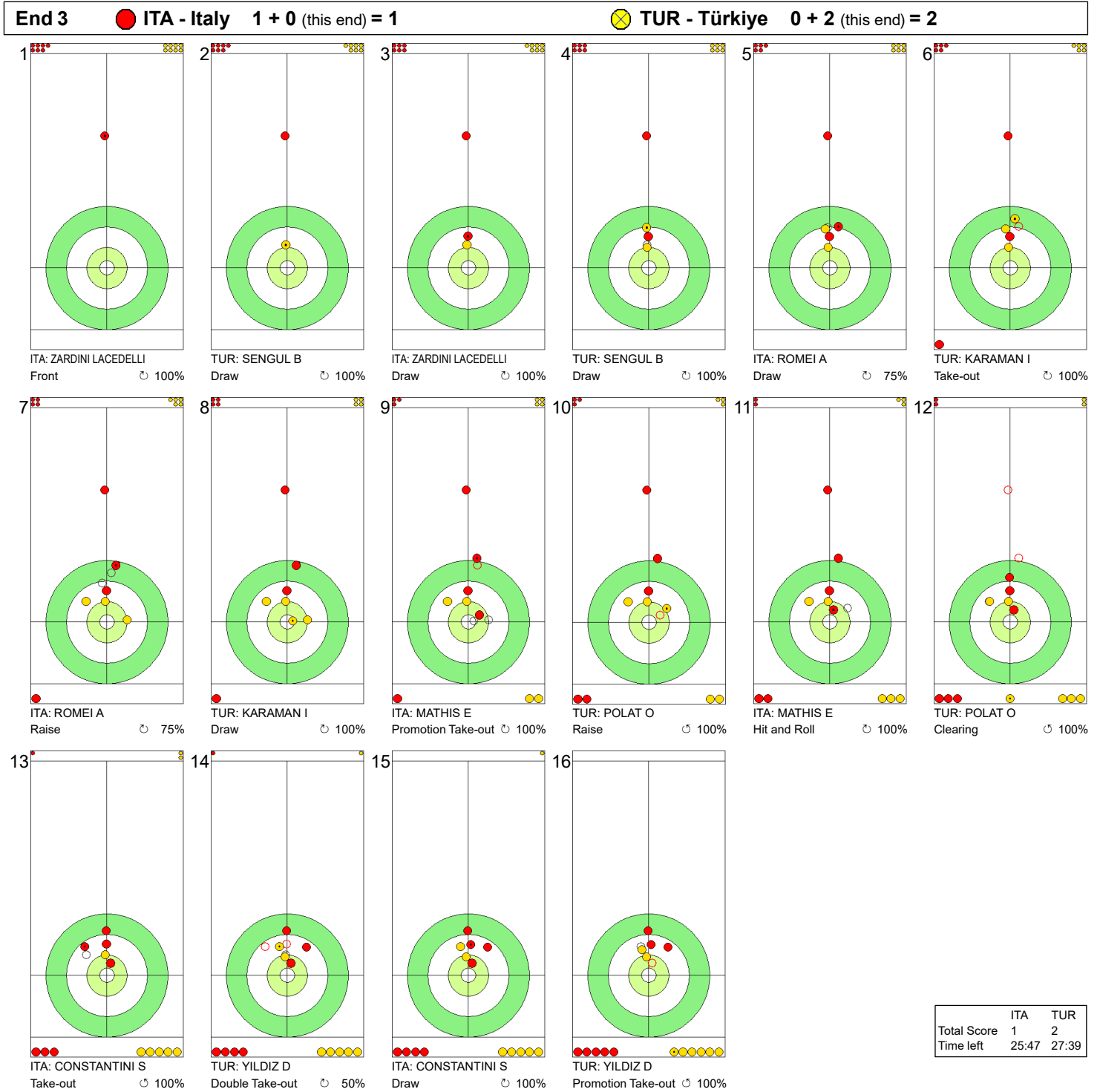
Legend:
 ↻ Clockwise ↺ Counter-clockwise - Not considered

THU 21 MAR 2024
Start Time 19:00

Round Robin Session 17 - Sheet D

WORLD CURLING

Game - Shot by Shot



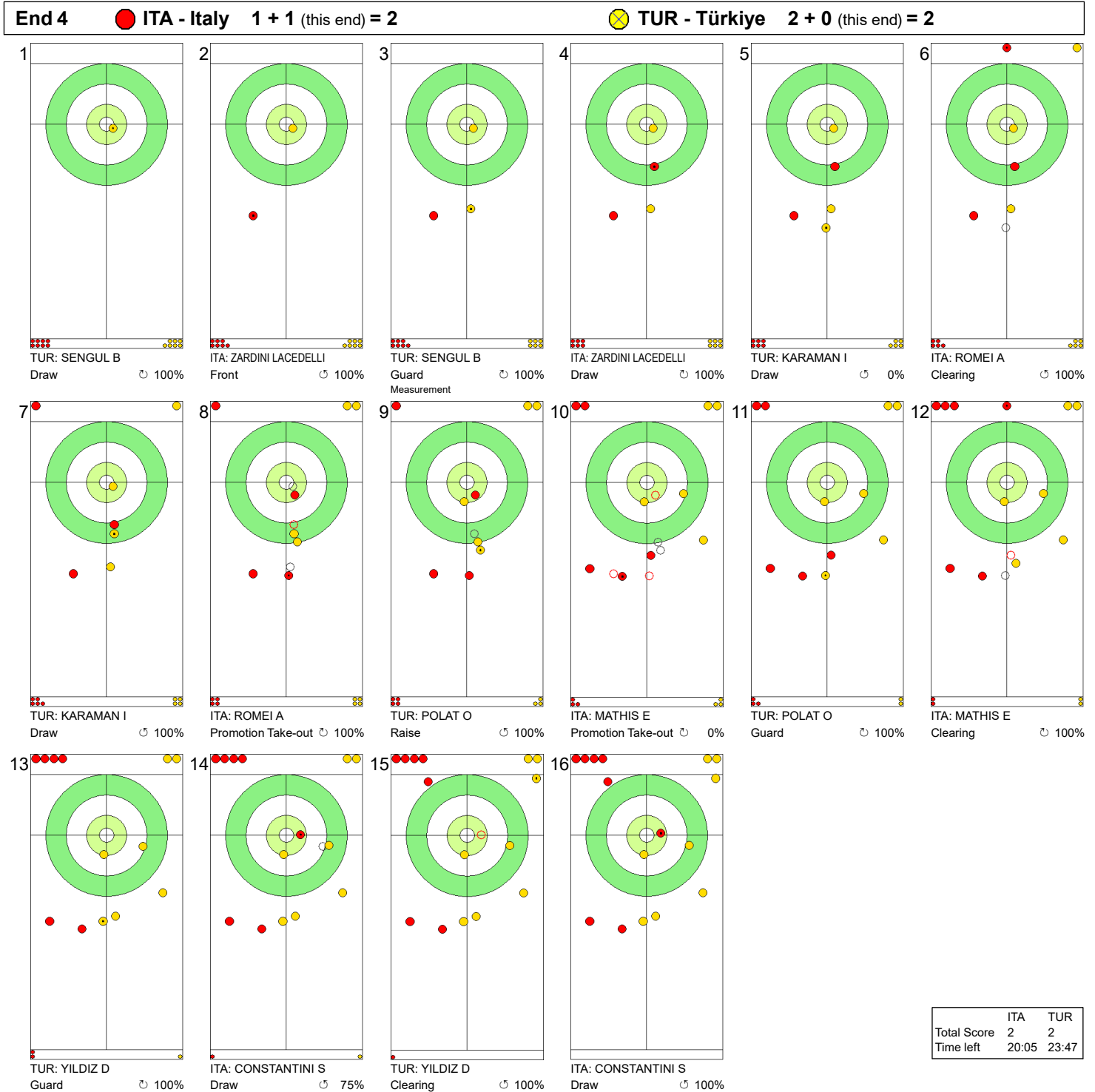
Legend:
 ↻ Clockwise ↺ Counter-clockwise - Not considered

THU 21 MAR 2024
Start Time 19:00

Round Robin Session 17 - Sheet D

WORLD CURLING

Game - Shot by Shot



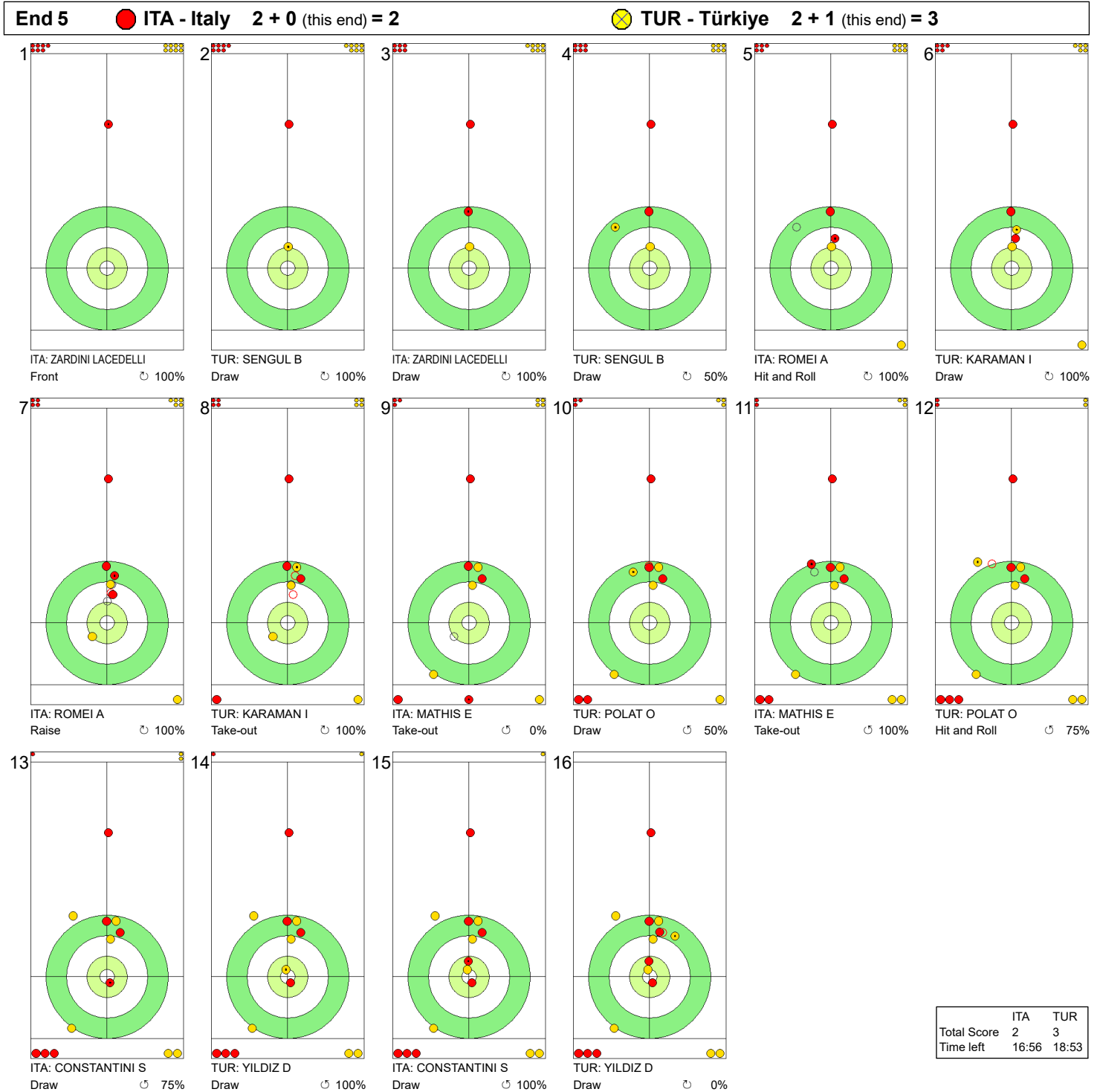
Legend:
 ↻ Clockwise ↺ Counter-clockwise - Not considered

THU 21 MAR 2024
Start Time 19:00

Round Robin Session 17 - Sheet D

WORLD CURLING

Game - Shot by Shot



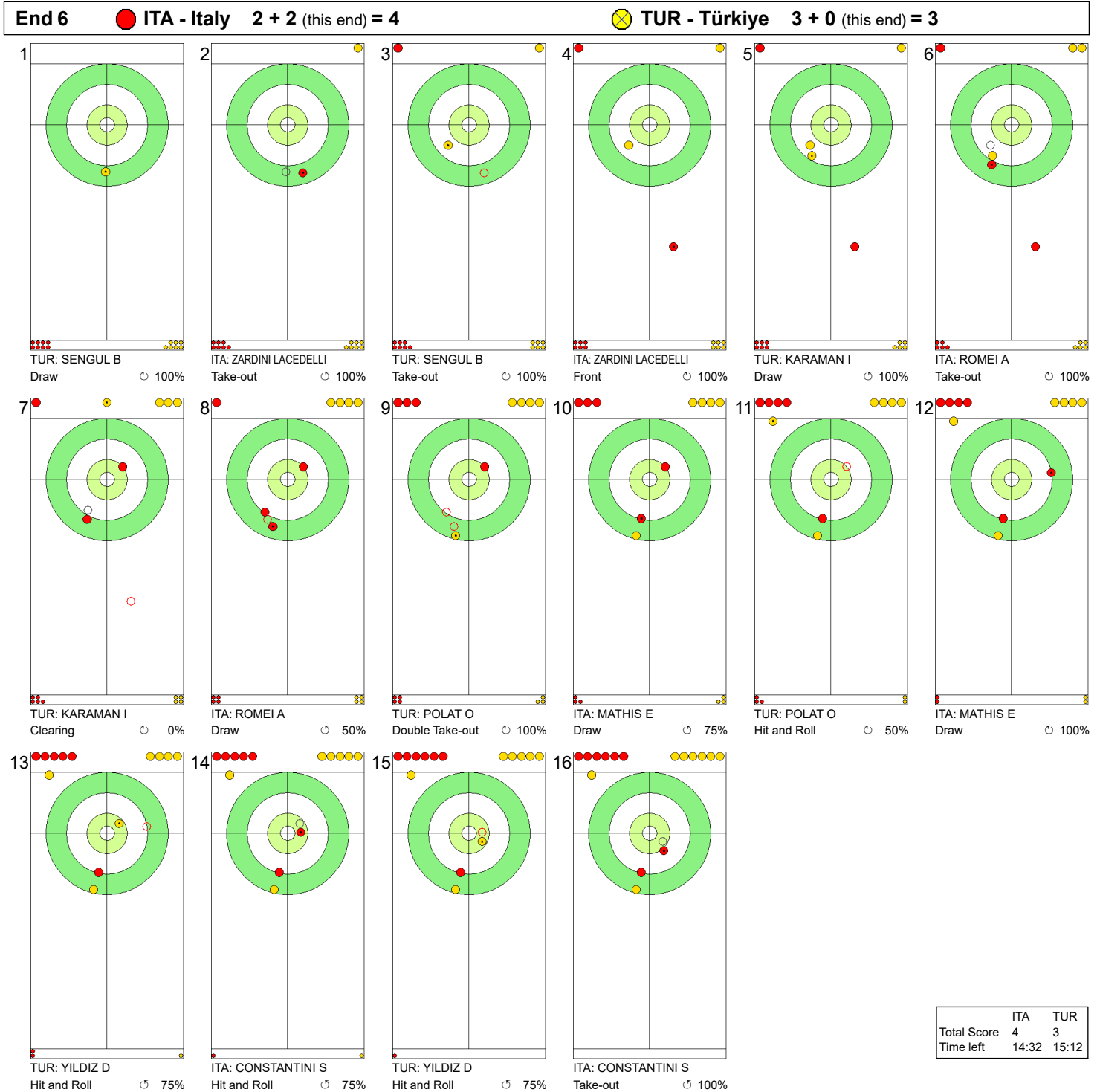
Legend:
 ↻ Clockwise ↺ Counter-clockwise - Not considered

THU 21 MAR 2024
Start Time 19:00

Round Robin Session 17 - Sheet D

WORLD CURLING

Game - Shot by Shot



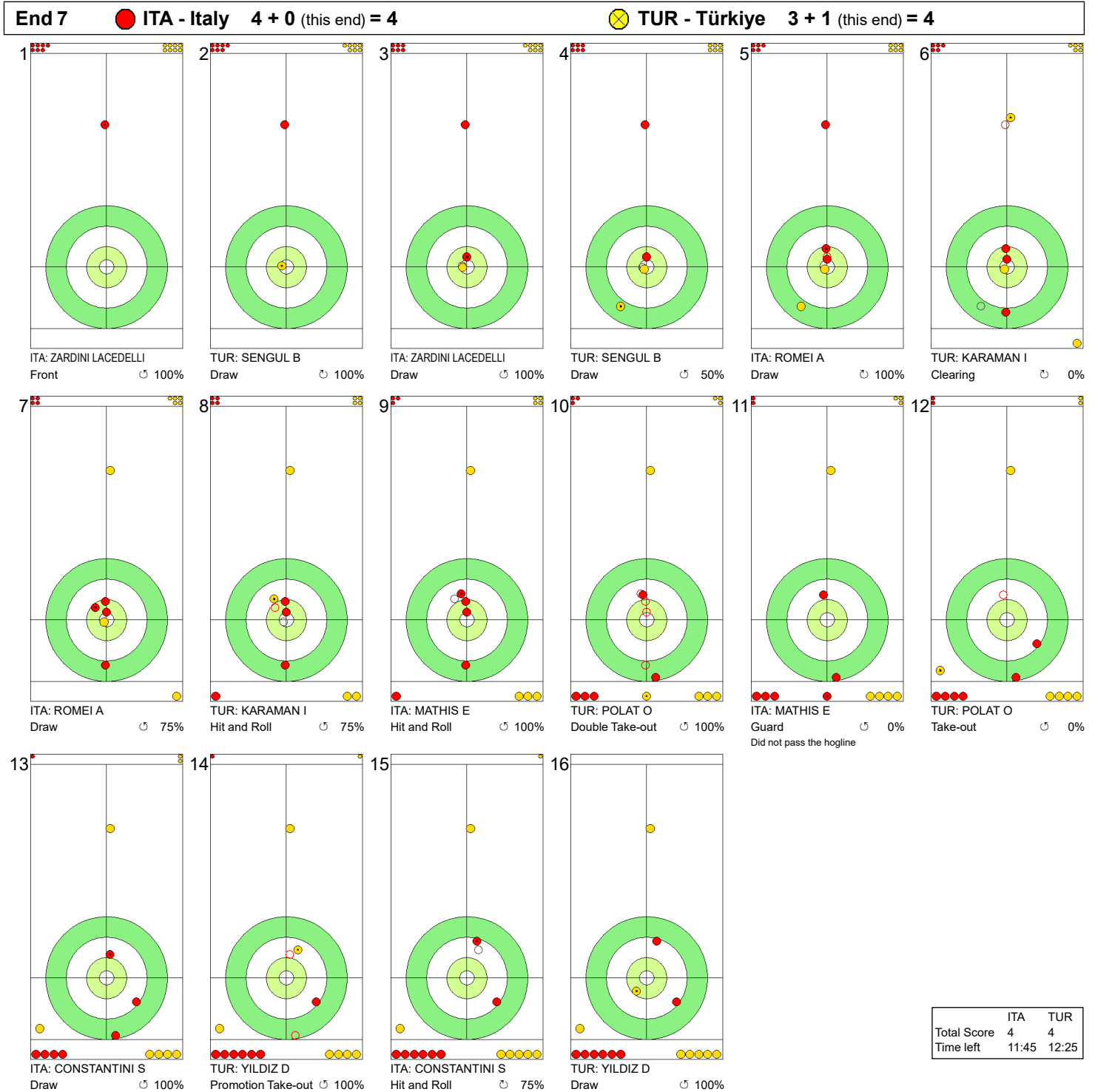
Legend:
 ↻ Clockwise ↺ Counter-clockwise - Not considered

THU 21 MAR 2024
Start Time 19:00

Round Robin Session 17 - Sheet D

WORLD CURLING

Game - Shot by Shot



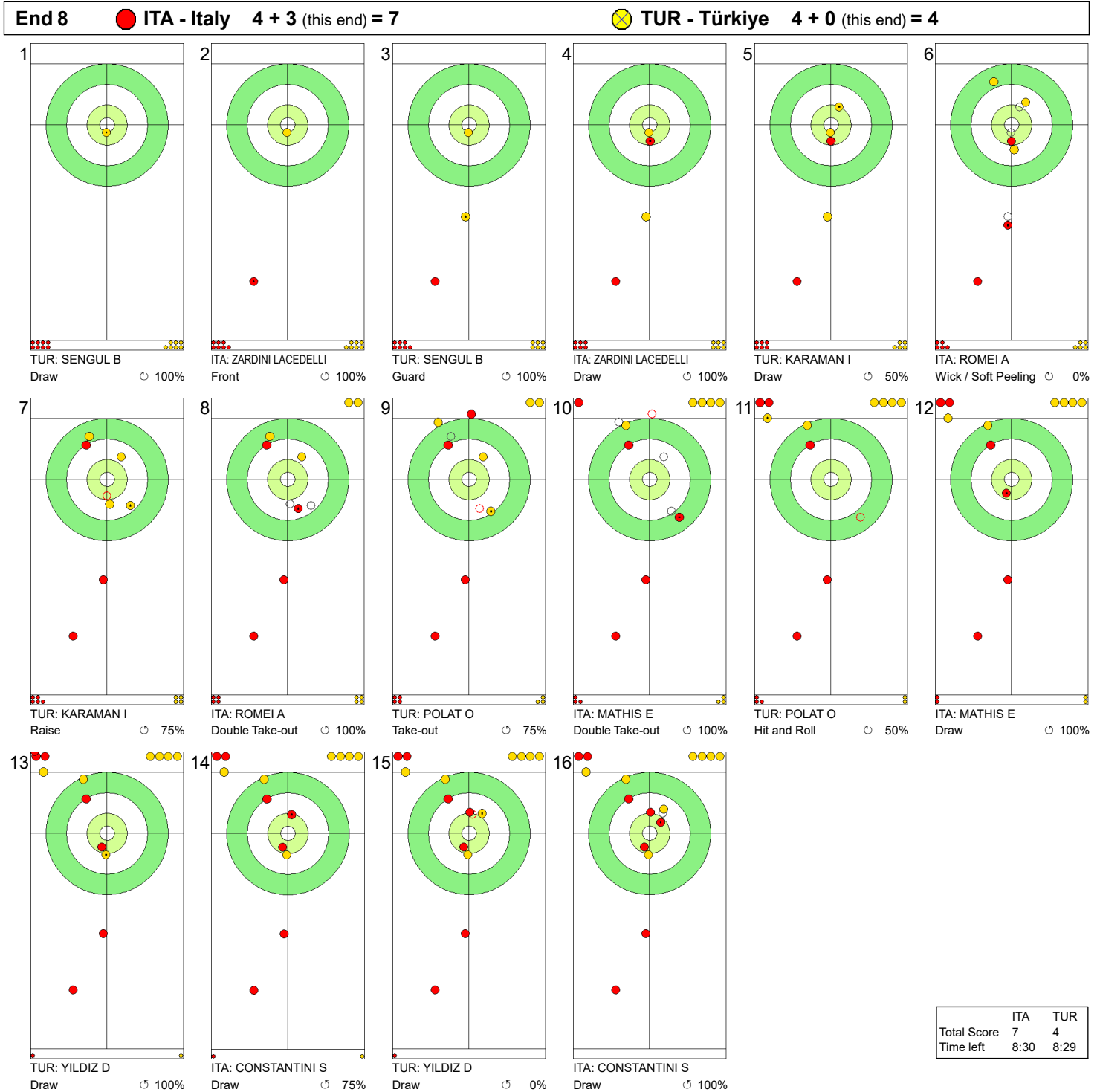
Legend:
 ↻ Clockwise ↺ Counter-clockwise - Not considered

THU 21 MAR 2024
Start Time 19:00

Round Robin Session 17 - Sheet D

WORLD CURLING

Game - Shot by Shot



Legend:
 ↻ Clockwise ↺ Counter-clockwise - Not considered

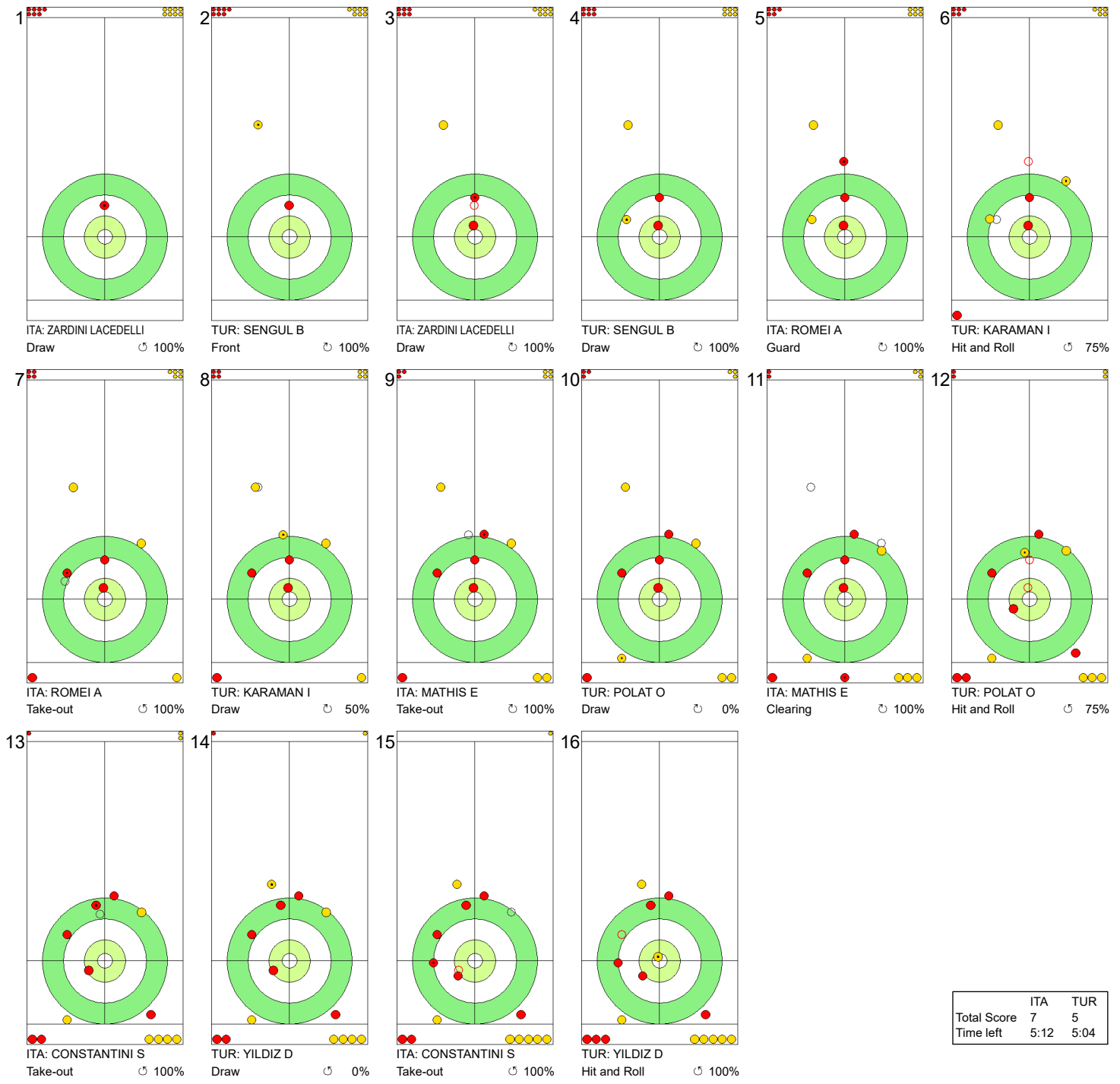
THU 21 MAR 2024
Start Time 19:00

Round Robin Session 17 - Sheet D

WORLD CURLING

Game - Shot by Shot

End 9 ● **ITA - Italy 7 + 0 (this end) = 7** ● **TUR - Türkiye 4 + 1 (this end) = 5**



	ITA	TUR
Total Score	7	5
Time left	5:12	5:04

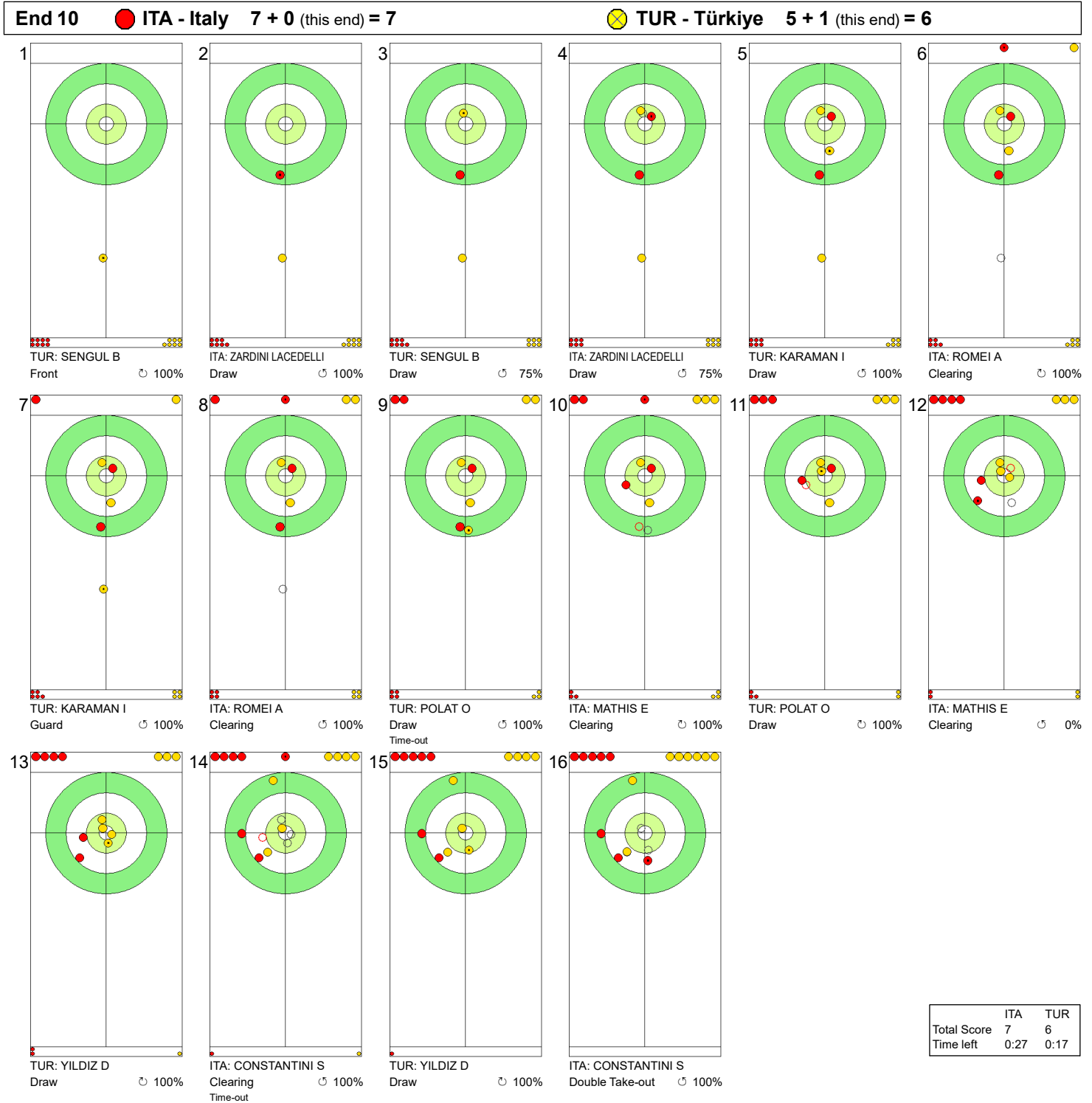
Legend:
 ↻ Clockwise ↺ Counter-clockwise - Not considered

THU 21 MAR 2024
Start Time 19:00

Round Robin Session 17 - Sheet D

WORLD
CURLING

Game - Shot by Shot



Legend:
 ↻ Clockwise ↺ Counter-clockwise - Not considered

THU 21 MAR 2024
Start Time 14:00

Round Robin Session 16

**WORLD
CURLING**

Session Results and Standings

Sheet	Team	LSD/LSFE	1	2	3	4	5	6	7	8	9	10	Extra Ends	Total
A	TUR - Türkiye	151.1cm	0	0	1	0	0	1	0	2	0	1		5
	SCO - Scotland	31.0cm *	0	2	0	0	2	0	1	0	1	0		6
B	EST - Estonia	48.6cm	0	0	1	1	0	1	0	1	1	0		5
	SWE - Sweden	22.6cm *	2	1	0	0	2	0	1	0	0	2		8
C	DEN - Denmark	152.8cm	0	0	0	0	1	0	0	X	X	X		1
	SUI - Switzerland	69.8cm *	0	0	2	1	0	1	5	X	X	X		9
D	KOR - Korea	101.1cm	0	0	2	1	1	1	0	2	0	X		7
	NOR - Norway	23.1cm *	0	2	0	0	0	0	1	0	1	X		4

Current Standings

Rank	Team	Games	Wins	Losses	
1	CAN - Canada	9	9	0	Q
2	ITA - Italy	9	8	1	Q
3	SUI - Switzerland	10	8	2	Q
4	KOR - Korea	9	7	2	
5	DEN - Denmark	10	6	4	
5	SWE - Sweden	10	6	4	
7	USA - United States	9	4	5	
8	SCO - Scotland	10	4	6	
9	JPN - Japan	9	3	6	
10	NOR - Norway	10	3	7	
11	TUR - Türkiye	10	2	8	
12	NZL - New Zealand	9	1	8	
13	EST - Estonia	10	1	9	

Attendance

Session: 958 Total: 24'915

Note:
Under WCF rules, tie-breaking rules for standings are not applied until after the last game of the round robin.

Legend:
LSD Last Stone Draw **LSFE(*)** Last Stone First End **Q** Qualified for the play-offs
X Unplayed/unfinished end due to concession

THU 21 MAR 2024
Start Time 14:00

Round Robin Session 16 - Sheet A

Game Results

Sheet	Team	LSFE	1	2	3	4	5	6	7	8	9	10	Extra Ends	Total
A	TUR - Türkiye		0	0	1	0	0	1	0	2	0	1		5
	SCO - Scotland	*	0	2	0	0	2	0	1	0	1	0		6

TUR - Türkiye		Shot Success	Game	All
4 S	YILDIZ Dilsat	73%		75%
3 V	POLAT Oznur	81%		79%
2	CALIKUSU Ifayet Safak	65%		74%
1	SENGUL Berfin	90%		86%
A	KARAMAN Iclal	78%		73%
Team Total		79%		78%

SCO - Scotland		Shot Success	Game	All
4 S	MORRISON Rebecca	86%		74%
3	DODDS Jennifer	85%		81%
2	SINCLAIR Sophie	93%		80%
1 V	JACKSON Sophie	91%		88%
A	AITKEN Gina	-		-
Team Total		89%		81%

Last Stone Draw		Distance
↻	CALIKUSU Ifayet Safak	100.7cm
↻	YILDIZ Dilsat	50.4cm
Total		151.1cm

Last Stone Draw		Distance
↻	DODDS Jennifer	29.5cm
↻	JACKSON Sophie	1.5cm
Total		31.0cm

Time remaining: 0 minutes 50 seconds

Time remaining: 2 minutes 17 seconds

Time-out: End 8 - TUR stone 6

Time-out: End 9 - SCO stone 7

KARAMAN I replaced CALIKUSU IS at the beginning of end 6

Shot Success Analysis

TUR - Türkiye		↻	↻	Game
4 YILDIZ Dilsat	Draws	5 60%	2 50%	7 57%
	Take-outs	7 86%	6 75%	13 81%
	Total	12 75%	8 69%	20 73%
3 POLAT Oznur	Draws	4 50%	2 88%	6 63%
	Take-outs	6 88%	8 91%	14 89%
	Total	10 73%	10 90%	20 81%
2 CALIKUSU Ifayet Safak	Draws	2 25%	0 -	2 25%
	Take-outs	4 75%	4 75%	8 75%
	Total	6 58%	4 75%	10 65%
1 SENGUL Berfin	Draws	9 94%	9 86%	18 90%
	Take-outs	1 100%	1 75%	2 88%
	Total	10 95%	10 85%	20 90%
A KARAMAN Iclal	Draws	3 92%	4 56%	7 71%
	Take-outs	3 92%	0 -	3 92%
	Total	6 92%	4 56%	10 78%
Team	Draws	23 73%	17 75%	40 74%
	Take-outs	21 86%	19 82%	40 84%
	Total	44 79%	36 78%	80 79%

SCO - Scotland		↻	↻	Game
4 MORRISON Rebecca	Draws	6 83%	6 88%	12 85%
	Take-outs	3 100%	4 75%	7 86%
	Total	9 89%	10 83%	19 86%
3 DODDS Jennifer	Draws	5 85%	3 100%	8 91%
	Take-outs	8 72%	4 100%	12 81%
	Total	13 77%	7 100%	20 85%
2 SINCLAIR Sophie	Draws	6 83%	1 100%	7 86%
	Take-outs	4 94%	9 97%	13 96%
	Total	10 88%	10 98%	20 93%
1 JACKSON Sophie	Draws	8 97%	8 94%	16 95%
	Take-outs	3 67%	1 100%	4 75%
	Total	11 89%	9 94%	20 91%
A AITKEN Gina	Draws	0 -	0 -	0 -
	Take-outs	0 -	0 -	0 -
	Total	0 -	0 -	0 -
Team	Draws	25 88%	18 93%	43 90%
	Take-outs	18 81%	18 93%	36 87%
	Total	43 85%	36 93%	79 89%

Note:
Position and function for each team member:
4 = Fourth, 3 = Third, 2 = Second, 1 = Lead, A = Alternate, S = Skip, V = Vice-Skip

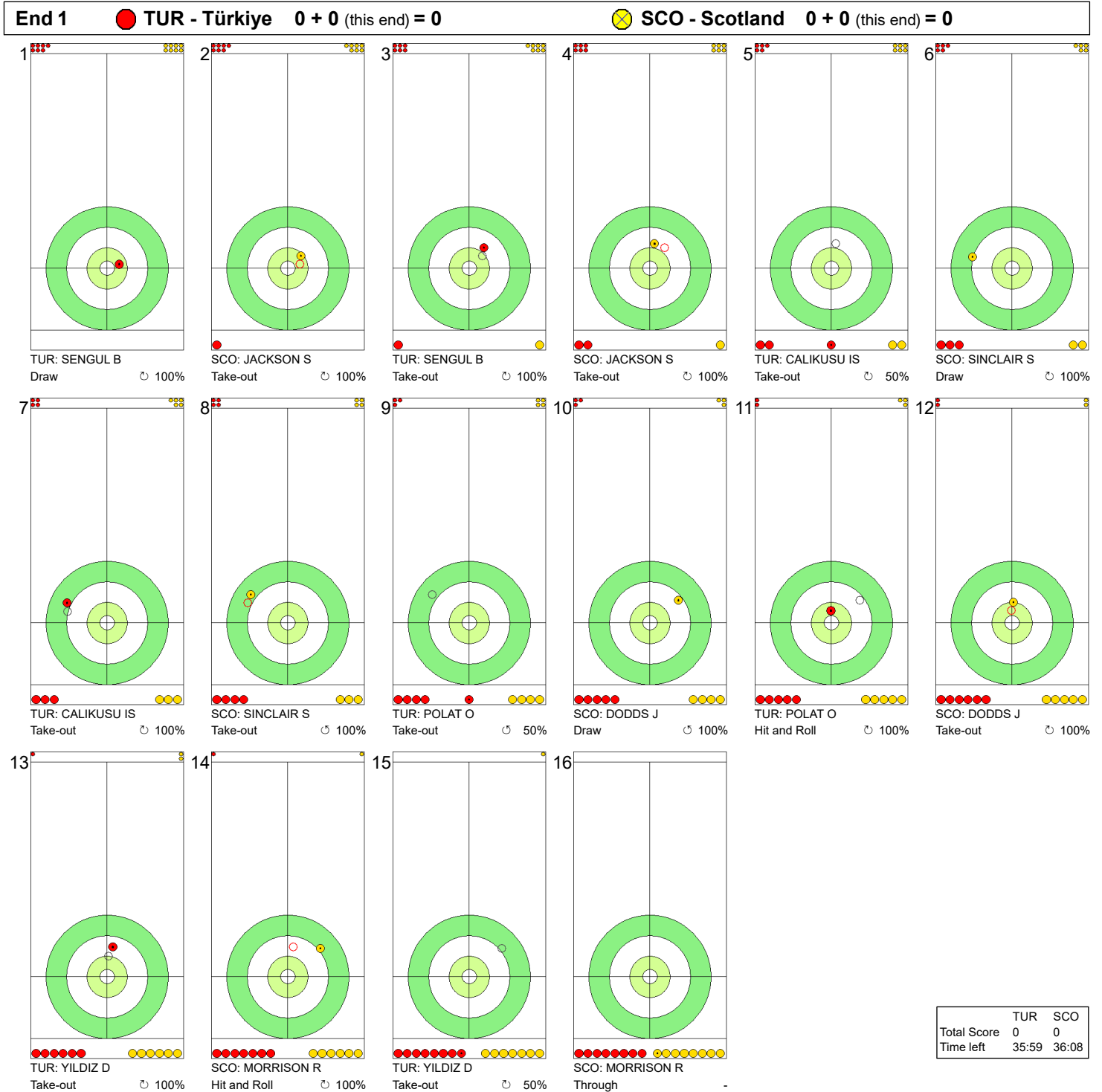
Legend:
↻ Clockwise ↻ Counter-clockwise LSFE(*) Last Stone First End

THU 21 MAR 2024
Start Time 14:00

Round Robin Session 16 - Sheet A

WORLD CURLING

Game - Shot by Shot



Legend:
 Clockwise
 Counter-clockwise
 - Not considered

THU 21 MAR 2024
Start Time 14:00

Round Robin Session 16 - Sheet A

Game - Shot by Shot

End 2 ● TUR - Türkiye 0 + 0 (this end) = 0			● SCO - Scotland 0 + 2 (this end) = 2		
1	2	3	4	5	6
TUR: SENGUL B Draw 75%	SCO: JACKSON S Front 100%	TUR: SENGUL B Front 0%	SCO: JACKSON S Take-out 0%	TUR: CALIKUSU IS Hit and Roll 100%	SCO: SINCLAIR S Draw 100%
7	8	9	10	11	12
TUR: CALIKUSU IS Raise 0%	SCO: SINCLAIR S Take-out 100%	TUR: POLAT O Hit and Roll 100%	SCO: DODDS J Raise 100%	TUR: POLAT O Take-out 100%	SCO: DODDS J Take-out 100%
13	14	15	16		
TUR: YILDIZ D Double Take-out 50%	SCO: MORRISON R Draw 100%	TUR: YILDIZ D Raise 0%	SCO: MORRISON R Draw 100%		

	TUR	SCO
Total Score	0	2
Time left	31:16	33:09

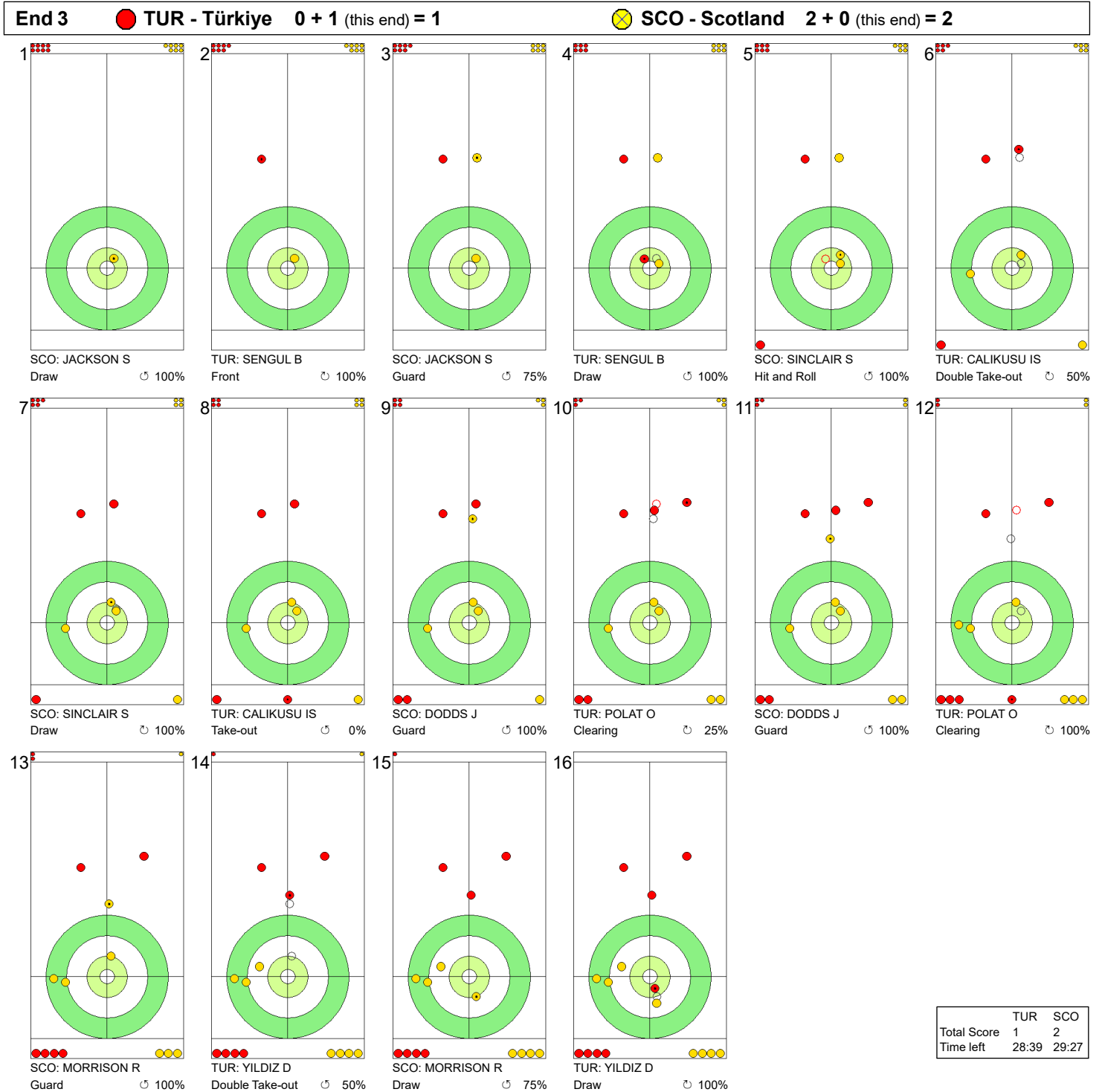
Legend:
 ↻ Clockwise ↺ Counter-clockwise - Not considered

THU 21 MAR 2024
Start Time 14:00

Round Robin Session 16 - Sheet A

WORLD CURLING

Game - Shot by Shot



Legend:
 Clockwise Counter-clockwise - Not considered

THU 21 MAR 2024
Start Time 14:00

Round Robin Session 16 - Sheet A

WORLD CURLING

Game - Shot by Shot

End 4 ● **TUR - Türkiye** 1 + 0 (this end) = 1 ● **SCO - Scotland** 2 + 0 (this end) = 2

<p>1</p> <p>TUR: SENGUL B Front ⤵ 75%</p>	<p>2</p> <p>SCO: JACKSON S Draw ⤵ 100%</p>	<p>3</p> <p>TUR: SENGUL B Draw ⤵ 100%</p>	<p>4</p> <p>SCO: JACKSON S Draw ⤵ 100%</p>	<p>5</p> <p>TUR: CALIKUSU IS Draw ⤵ 50%</p>	<p>6</p> <p>SCO: SINCLAIR S Clearing ⤵ 100%</p>
<p>7</p> <p>TUR: CALIKUSU IS Hit and Roll ⤵ 100%</p>	<p>8</p> <p>SCO: SINCLAIR S Double Take-out ⤵ 100%</p>	<p>9</p> <p>TUR: POLAT O Double Take-out ⤵ 100%</p>	<p>10</p> <p>SCO: DODDS J Double Take-out ⤵ 100%</p>	<p>11</p> <p>TUR: POLAT O Take-out ⤵ 100%</p>	<p>12</p> <p>SCO: DODDS J Hit and Roll ⤵ 50%</p>
<p>13</p> <p>TUR: YILDIZ D Hit and Roll ⤵ 50%</p>	<p>14</p> <p>SCO: MORRISON R Draw ⤵ 100%</p>	<p>15</p> <p>TUR: YILDIZ D Take-out ⤵ 100%</p>	<p>16</p> <p>SCO: MORRISON R Clearing ⤵ 100%</p>		

	TUR	SCO
Total Score	1	2
Time left	25:50	26:09

Legend:
 ⤵ Clockwise ⤴ Counter-clockwise - Not considered

THU 21 MAR 2024
Start Time 14:00

Round Robin Session 16 - Sheet A

Game - Shot by Shot

End 5 **TUR - Türkiye** 1 + 0 (this end) = 1 **SCO - Scotland** 2 + 2 (this end) = 4



	TUR	SCO
Total Score	1	4
Time left	21:18	20:34

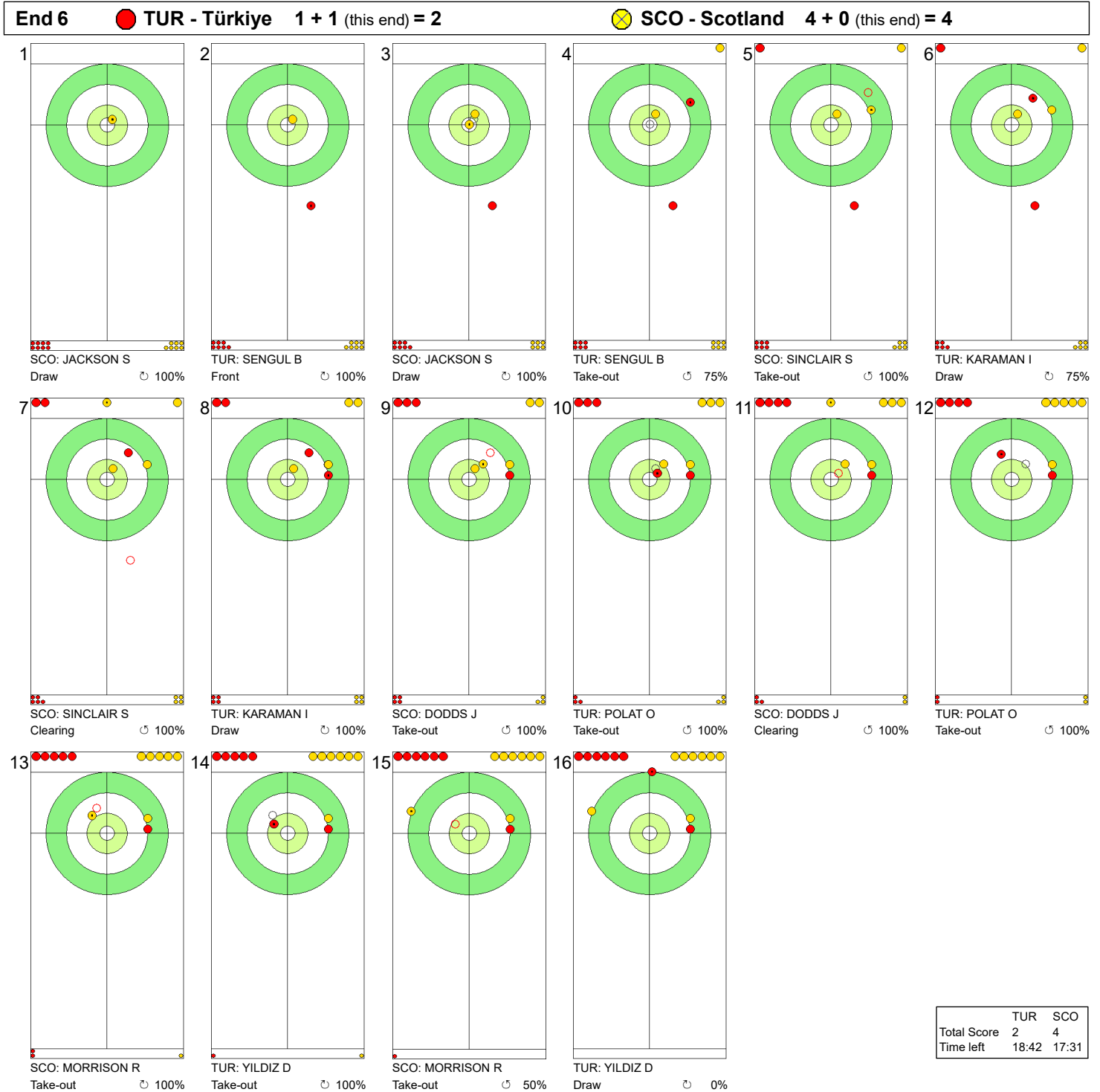
Legend:
 Clockwise Counter-clockwise - Not considered

THU 21 MAR 2024
Start Time 14:00

Round Robin Session 16 - Sheet A

WORLD CURLING

Game - Shot by Shot



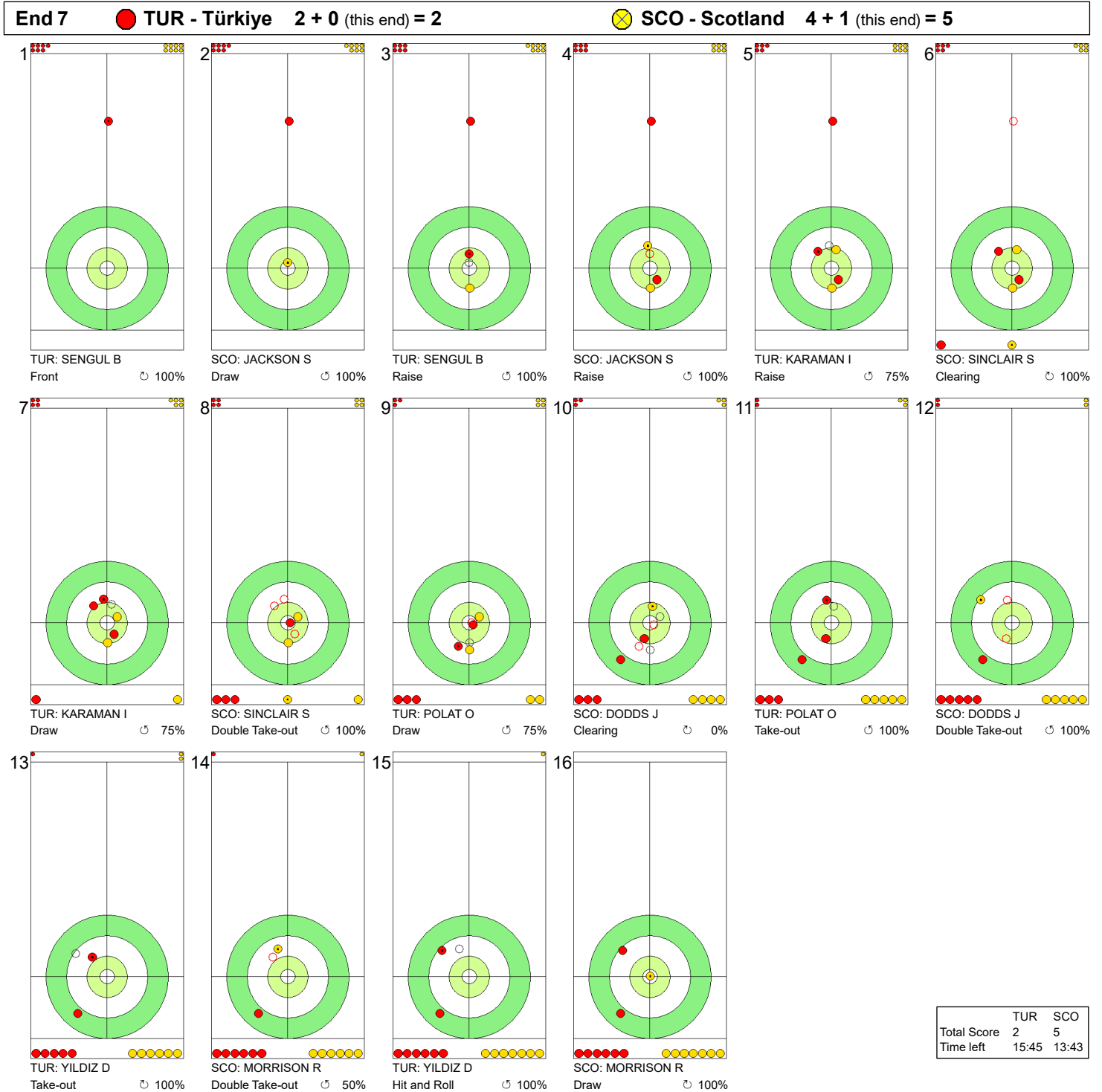
Legend:
 ↻ Clockwise ↺ Counter-clockwise - Not considered

THU 21 MAR 2024
Start Time 14:00

Round Robin Session 16 - Sheet A

WORLD CURLING

Game - Shot by Shot



Legend:
 ↻ Clockwise ↺ Counter-clockwise - Not considered

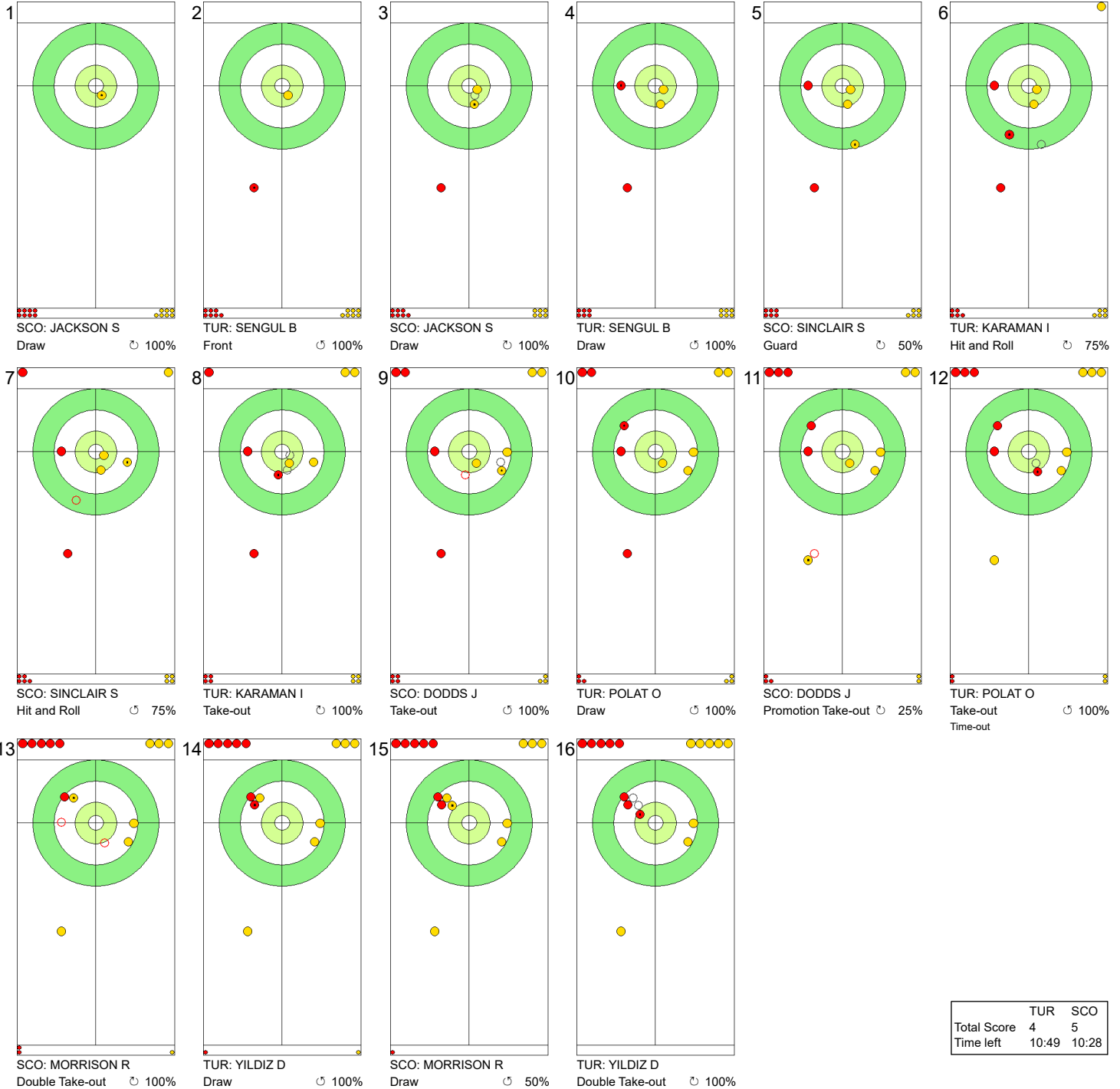
THU 21 MAR 2024
Start Time 14:00

Round Robin Session 16 - Sheet A

WORLD CURLING

Game - Shot by Shot

End 8 ● **TUR - Türkiye** 2 + 2 (this end) = 4 ● **SCO - Scotland** 5 + 0 (this end) = 5



	TUR	SCO
Total Score	4	5
Time left	10:49	10:28

Legend:
 ↻ Clockwise ↺ Counter-clockwise - Not considered

THU 21 MAR 2024
Start Time 14:00

Round Robin Session 16 - Sheet A

WORLD
CURLING

Game - Shot by Shot

End 9 **TUR - Türkiye** 4 + 0 (this end) = 4 **SCO - Scotland** 5 + 1 (this end) = 6



	TUR	SCO
Total Score	4	6
Time left	6:27	6:51

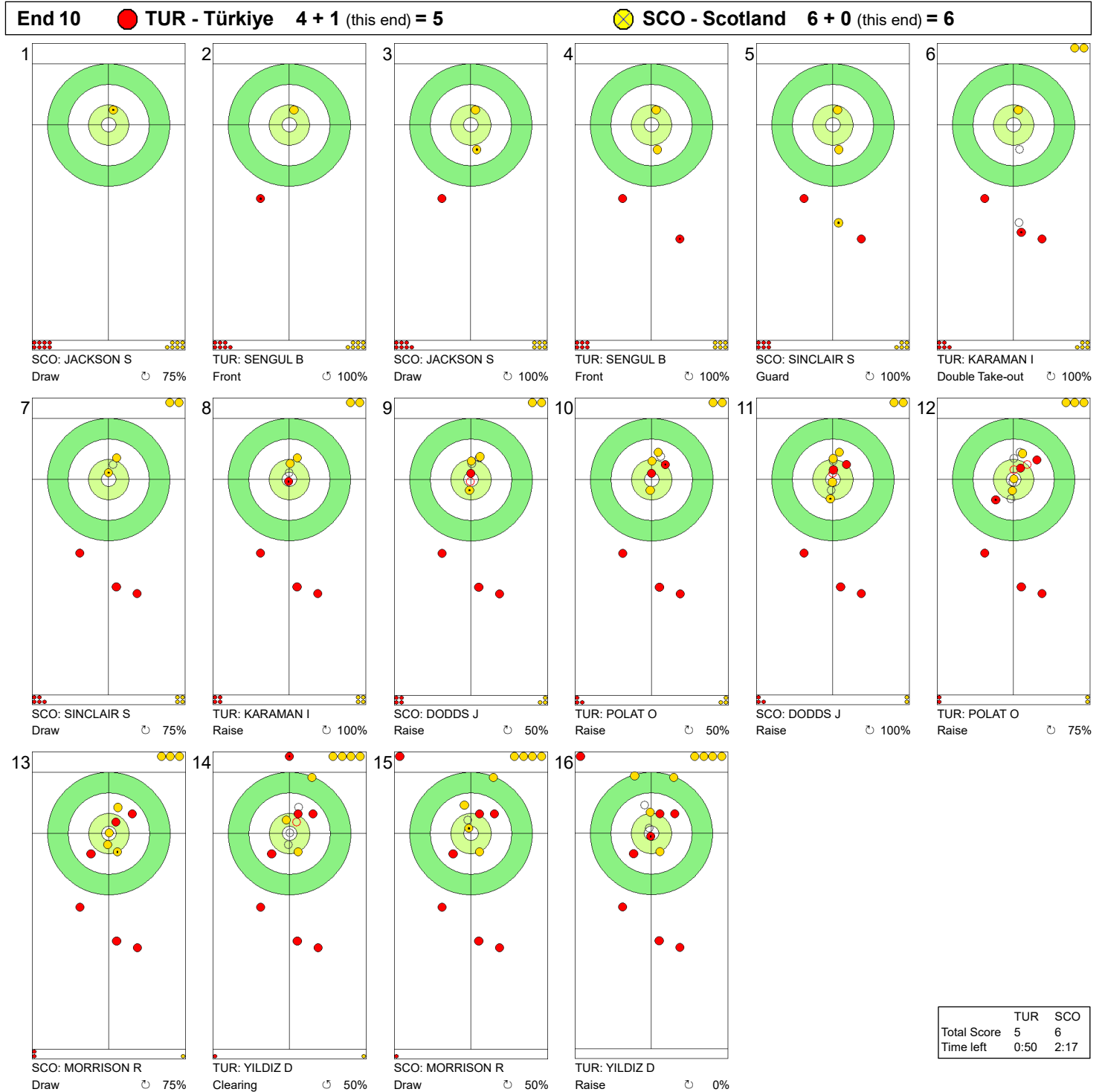
Legend:
 Clockwise Counter-clockwise - Not considered

THU 21 MAR 2024
Start Time 14:00

Round Robin Session 16 - Sheet A

WORLD CURLING

Game - Shot by Shot



Legend:
 ↻ Clockwise ↻ Counter-clockwise - Not considered

THU 21 MAR 2024
Start Time 14:00

Round Robin Session 16 - Sheet B

Game Results

Sheet	Team	LSFE	1	2	3	4	5	6	7	8	9	10	Extra Ends	Total
B	EST - Estonia		0	0	1	1	0	1	0	1	1	0		5
	SWE - Sweden	*	2	1	0	0	2	0	1	0	0	2		8

EST - Estonia		Shot Success	Game	All
4	TUVIKE Erika	73%	66%	
3	V LAIDSALU Kerli	94%	77%	
2	S TURMANN Liisa	96%	77%	
1	GROSSMANN Heili	90%	82%	
A	-	-	-	
Team Total		88%	76%	

SWE - Sweden		Shot Success	Game	All
4	S HASSELBORG Anna	89%	85%	
3	V McMANUS Sara	90%	89%	
2	KNOCHENHAUER Agnes	93%	85%	
1	MABERGS Sofia	89%	90%	
A	HELDIN Johanna	-	-	
Team Total		90%	87%	

Last Stone Draw Distance

⌚	GROSSMANN Heili	27.0cm
⌚	TURMANN Liisa	21.6cm
Total		48.6cm

Last Stone Draw Distance

⌚	KNOCHENHAUER Agnes	13.4cm
⌚	MABERGS Sofia	9.2cm
Total		22.6cm

Time remaining: 2 minutes 5 seconds
Time-out: End 9 - EST stone 7

Time remaining: 1 minute 50 seconds

Shot Success Analysis

EST - Estonia		⌚	⌚	Game
4 TUVIKE Erika	Draws	8 69%	5 95%	13 79%
	Take-outs	3 75%	4 50%	7 61%
	Total	11 70%	9 75%	20 73%
3 LAIDSALU Kerli	Draws	7 96%	6 96%	13 96%
	Take-outs	4 88%	3 92%	7 89%
	Total	11 93%	9 94%	20 94%
2 TURMANN Liisa	Draws	8 100%	7 96%	15 98%
	Take-outs	3 83%	2 100%	5 90%
	Total	11 95%	9 97%	20 96%
1 GROSSMANN Heili	Draws	13 92%	4 100%	17 94%
	Take-outs	3 67%	0 -	3 67%
	Total	16 88%	4 100%	20 90%
A -	Draws	0 -	0 -	0 -
	Take-outs	0 -	0 -	0 -
	Total	0 -	0 -	0 -
Team	Draws	36 90%	22 97%	58 92%
	Take-outs	13 79%	9 75%	22 77%
	Total	49 87%	31 90%	80 88%

SWE - Sweden		⌚	⌚	Game
4 HASSELBORG Anna	Draws	4 100%	4 100%	8 100%
	Take-outs	5 100%	7 68%	12 81%
	Total	9 100%	11 80%	20 89%
3 McMANUS Sara	Draws	4 88%	2 100%	6 92%
	Take-outs	1 100%	13 88%	14 89%
	Total	5 90%	15 90%	20 90%
2 KNOCHENHAUER Agnes	Draws	2 100%	3 83%	5 90%
	Take-outs	6 88%	9 97%	15 93%
	Total	8 91%	12 94%	20 93%
1 MABERGS Sofia	Draws	8 84%	10 90%	18 88%
	Take-outs	0 -	2 100%	2 100%
	Total	8 84%	12 92%	20 89%
A HELDIN Johanna	Draws	0 -	0 -	0 -
	Take-outs	0 -	0 -	0 -
	Total	0 -	0 -	0 -
Team	Draws	18 90%	19 92%	37 91%
	Take-outs	12 94%	31 87%	43 89%
	Total	30 92%	50 89%	80 90%

Note:
Position and function for each team member:
4 = Fourth, 3 = Third, 2 = Second, 1 = Lead, A = Alternate, S = Skip, V = Vice-Skip

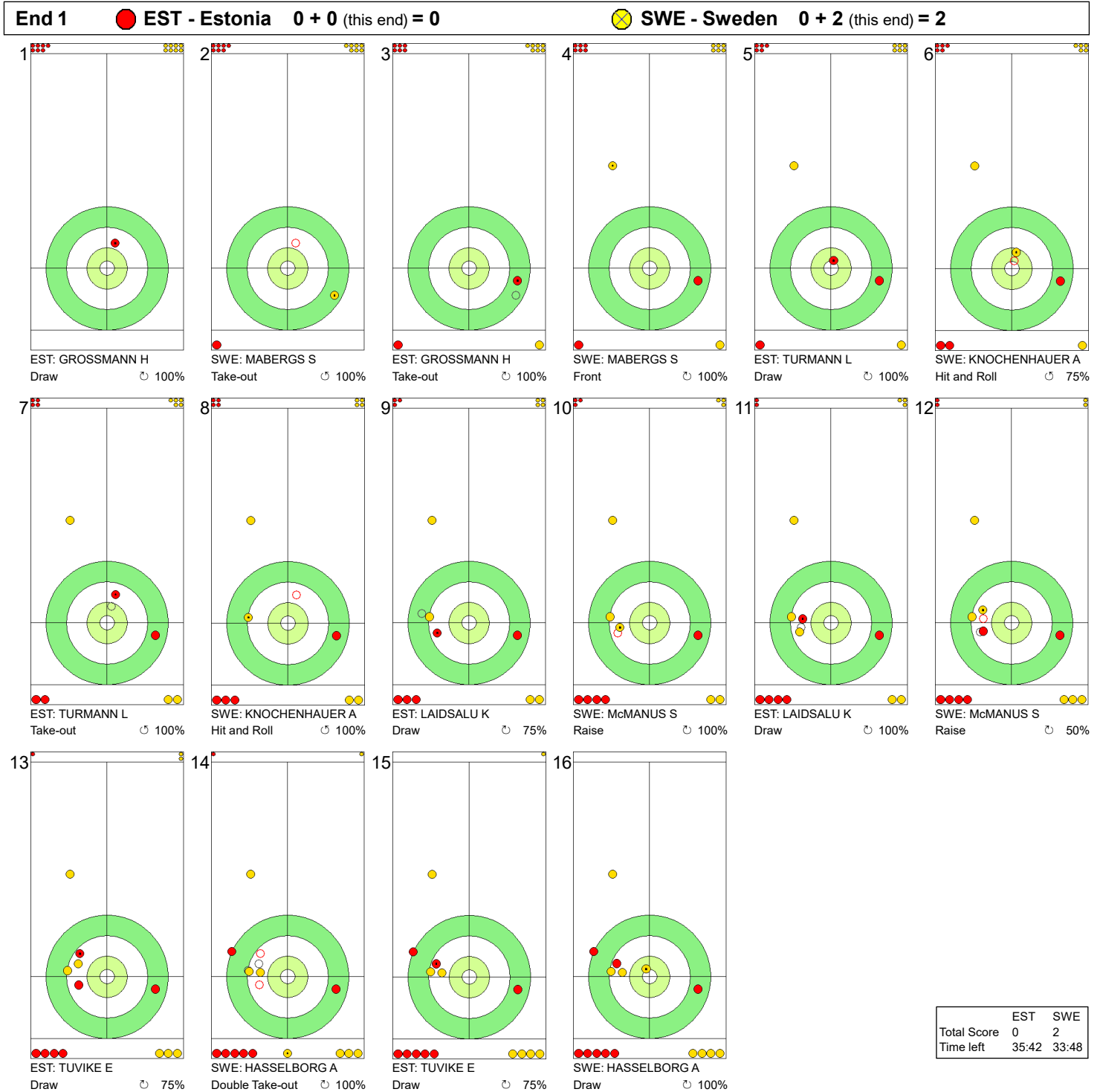
Legend:
⌚ Clockwise ⌚ Counter-clockwise LSFE(*) Last Stone First End

THU 21 MAR 2024
Start Time 14:00

Round Robin Session 16 - Sheet B

WORLD CURLING

Game - Shot by Shot



	EST	SWE
Total Score	0	2
Time left	35:42	33:48

Legend:
 ↻ Clockwise ↺ Counter-clockwise - Not considered

THU 21 MAR 2024
Start Time 14:00

Round Robin Session 16 - Sheet B

Game - Shot by Shot

End 2 ● **EST - Estonia** 0 + 0 (this end) = 0 ● **SWE - Sweden** 2 + 1 (this end) = 3



	EST	SWE
Total Score	0	3
Time left	33:13	29:53

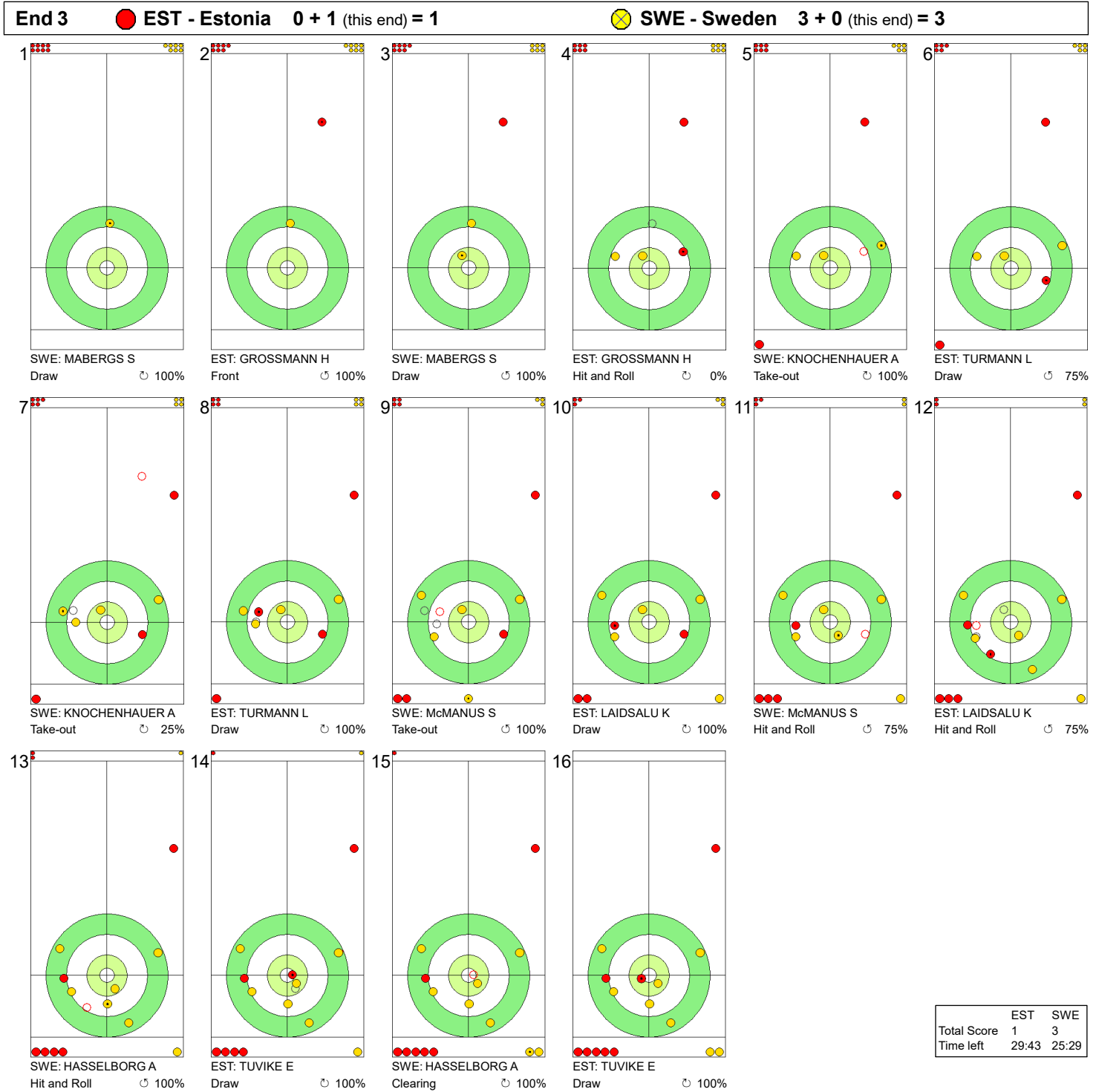
Legend:
 ↻ Clockwise ↺ Counter-clockwise - Not considered

THU 21 MAR 2024
Start Time 14:00

Round Robin Session 16 - Sheet B

WORLD CURLING

Game - Shot by Shot



	EST	SWE
Total Score	1	3
Time left	29:43	25:29

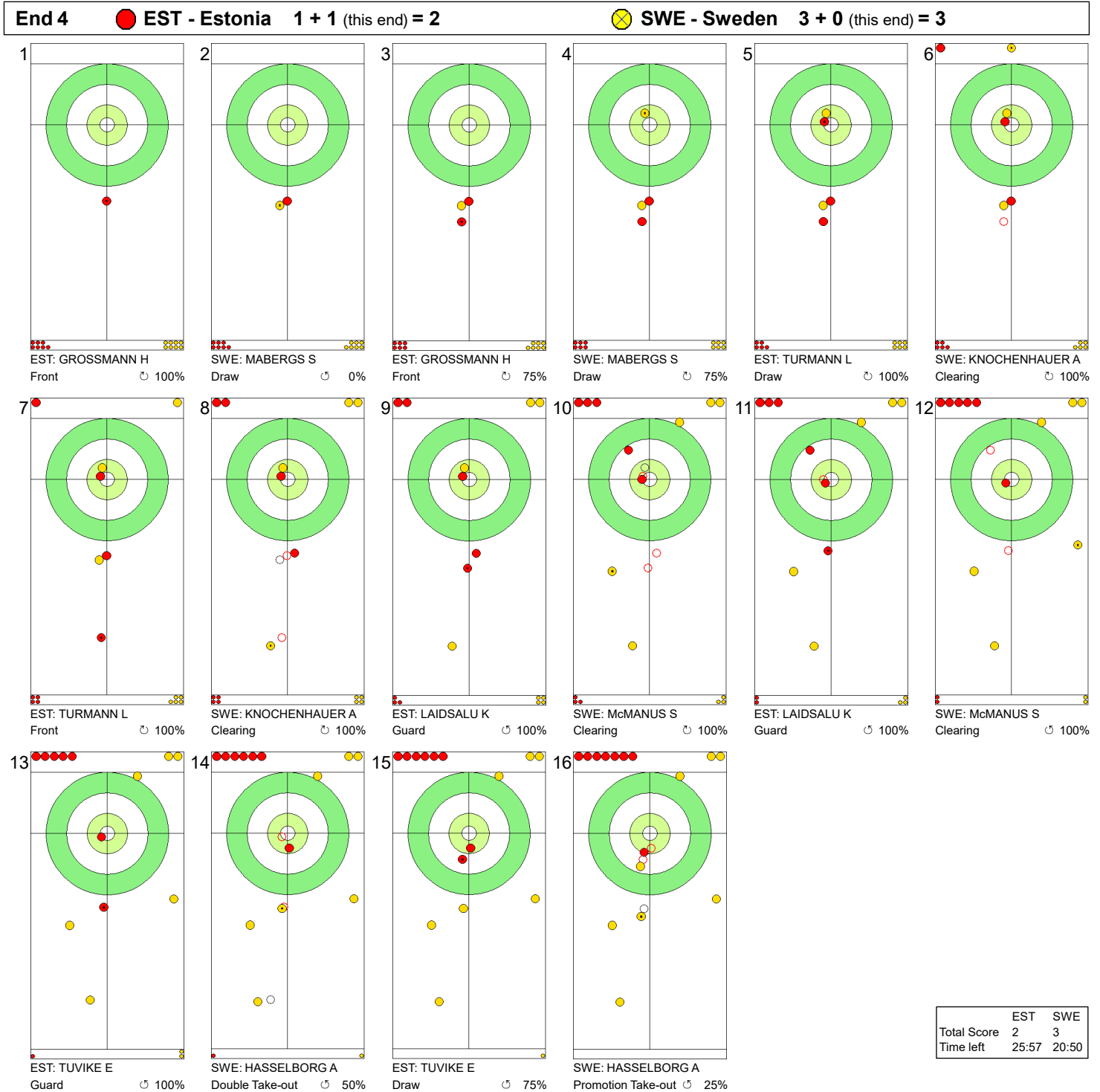
Legend:
 ↻ Clockwise ↺ Counter-clockwise - Not considered

THU 21 MAR 2024
Start Time 14:00

Round Robin Session 16 - Sheet B

WORLD CURLING

Game - Shot by Shot



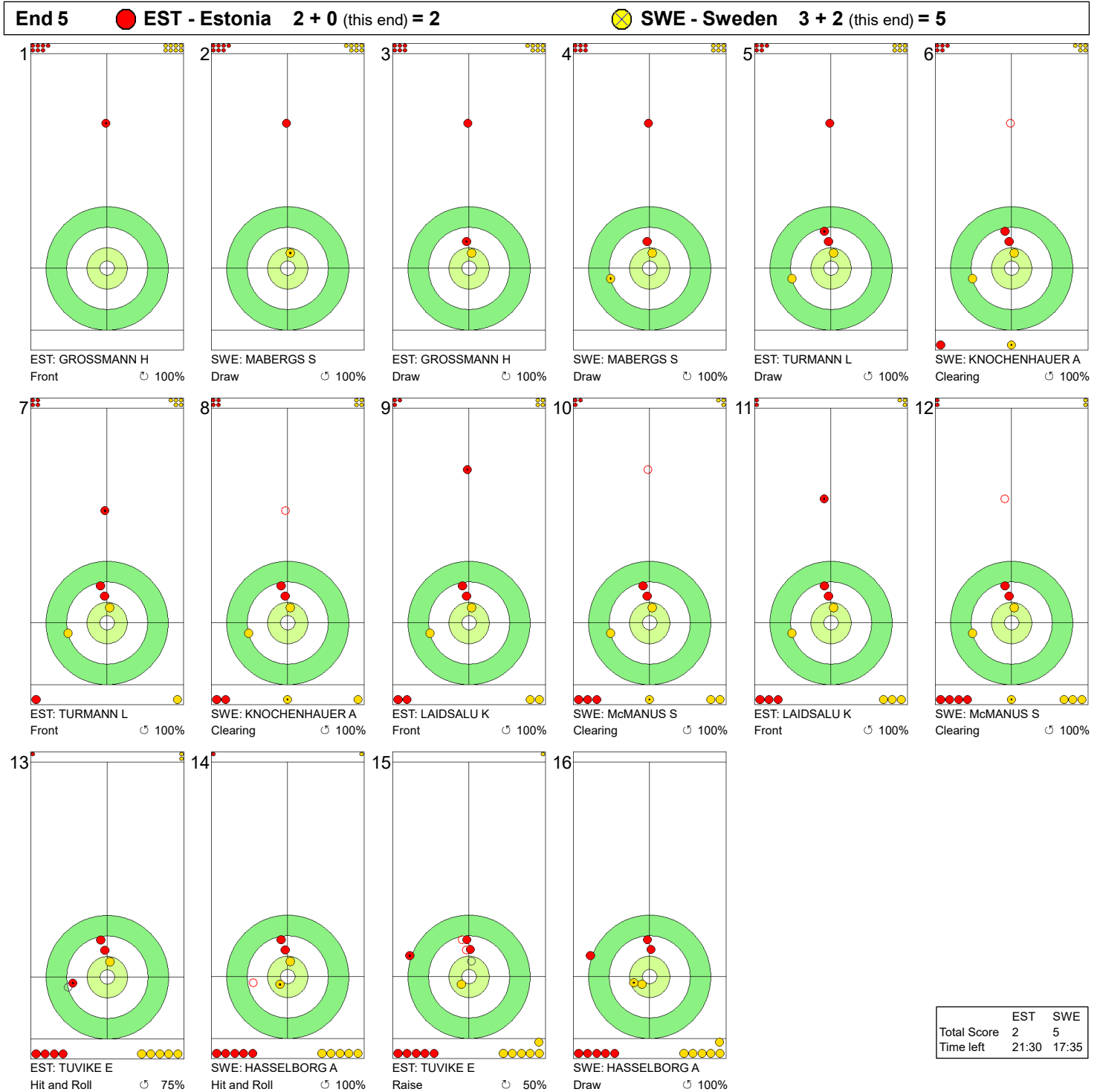
Legend:
 ↻ Clockwise ↺ Counter-clockwise - Not considered

THU 21 MAR 2024
Start Time 14:00

Round Robin Session 16 - Sheet B

WORLD CURLING

Game - Shot by Shot



Legend:
 ↻ Clockwise ↺ Counter-clockwise - Not considered

THU 21 MAR 2024
Start Time 14:00

Round Robin Session 16 - Sheet B

WORLD CURLING

Game - Shot by Shot

End 6 ● **EST - Estonia 2 + 1 (this end) = 3** ● **SWE - Sweden 5 + 0 (this end) = 5**



	EST	SWE
Total Score	3	5
Time left	17:47	14:14

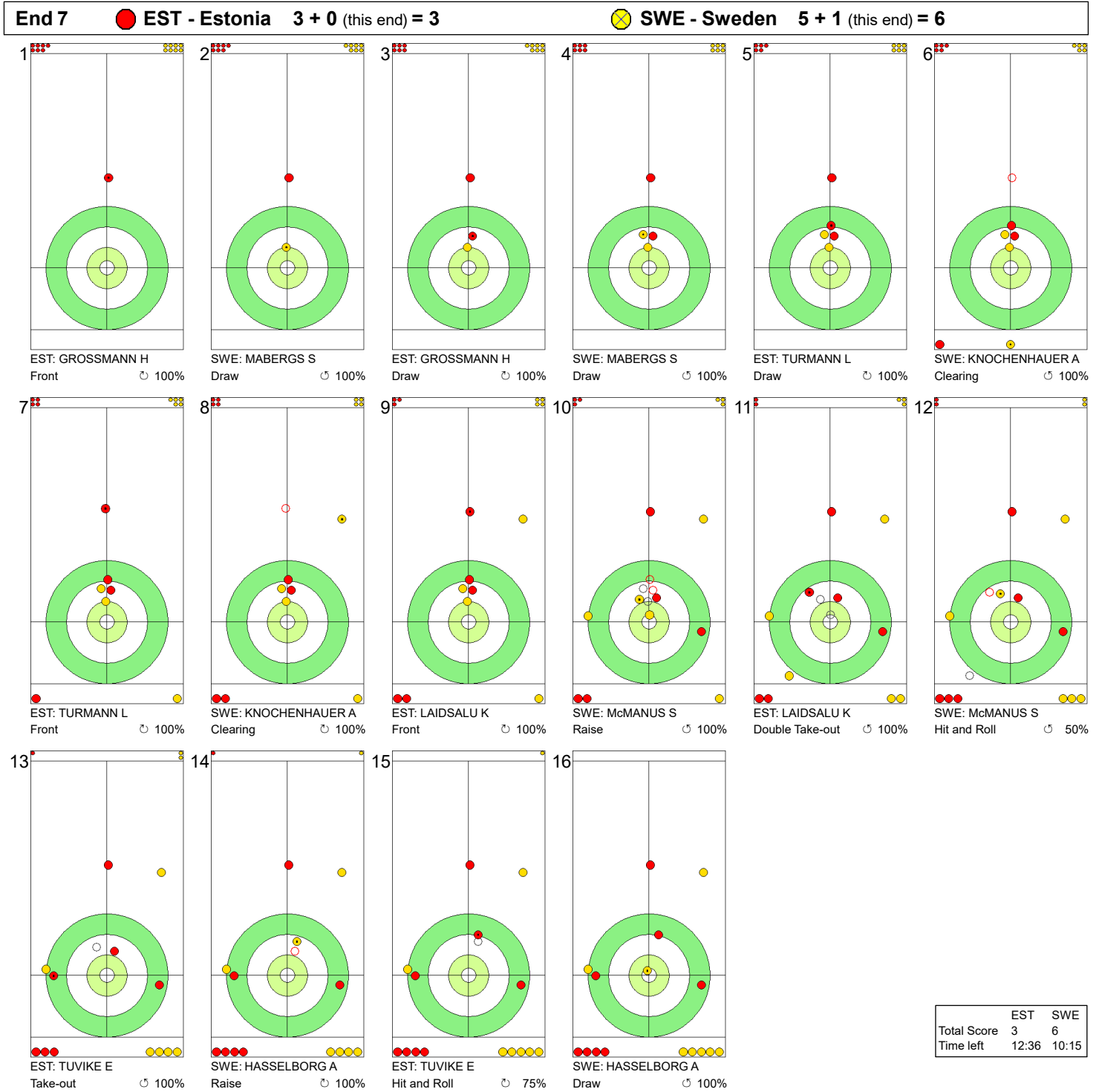
Legend:
 ↻ Clockwise ↺ Counter-clockwise - Not considered

THU 21 MAR 2024
Start Time 14:00

Round Robin Session 16 - Sheet B

WORLD CURLING

Game - Shot by Shot

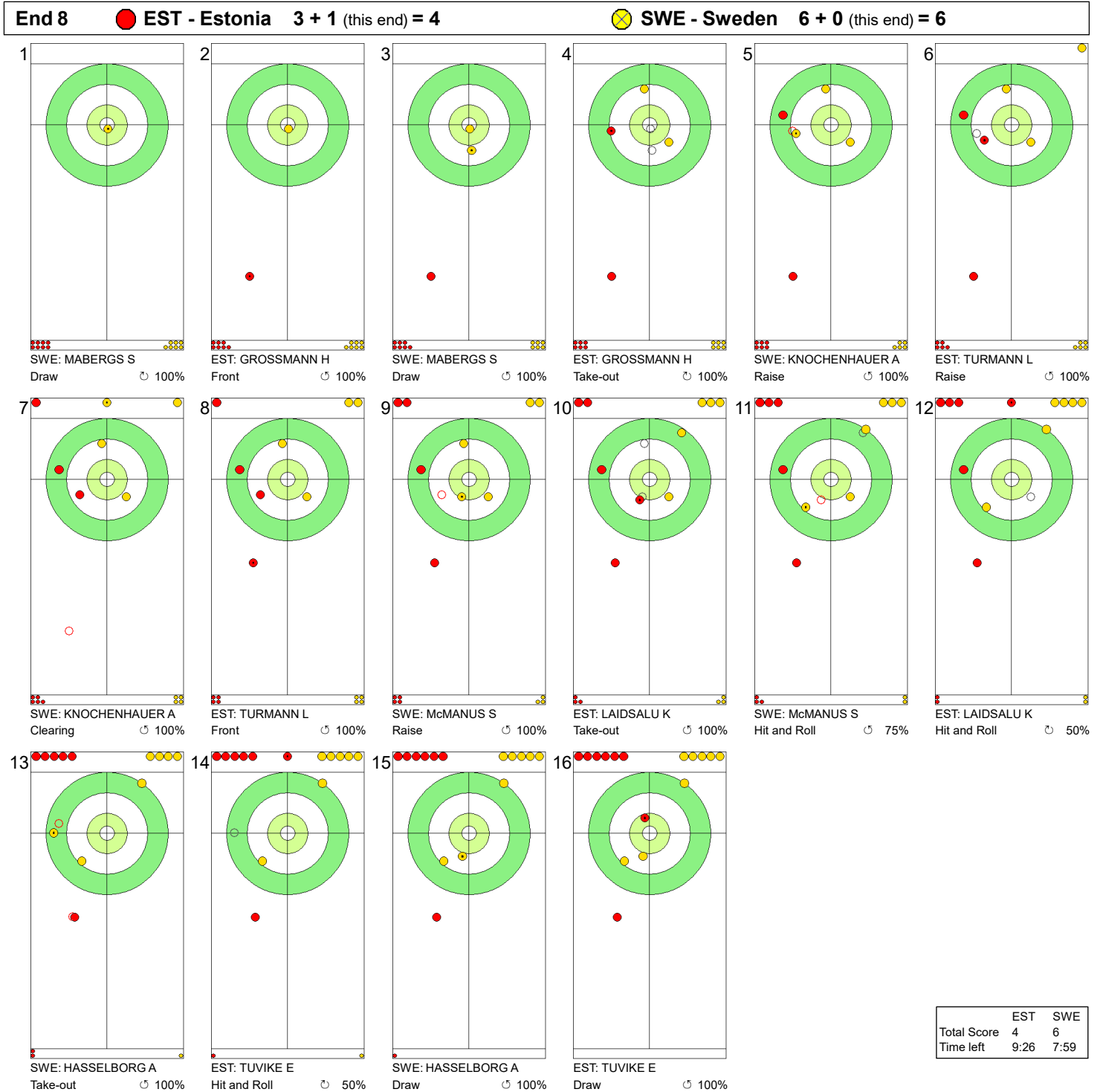


Legend:
 ↻ Clockwise ↺ Counter-clockwise - Not considered

THU 21 MAR 2024
Start Time 14:00

Round Robin Session 16 - Sheet B

Game - Shot by Shot



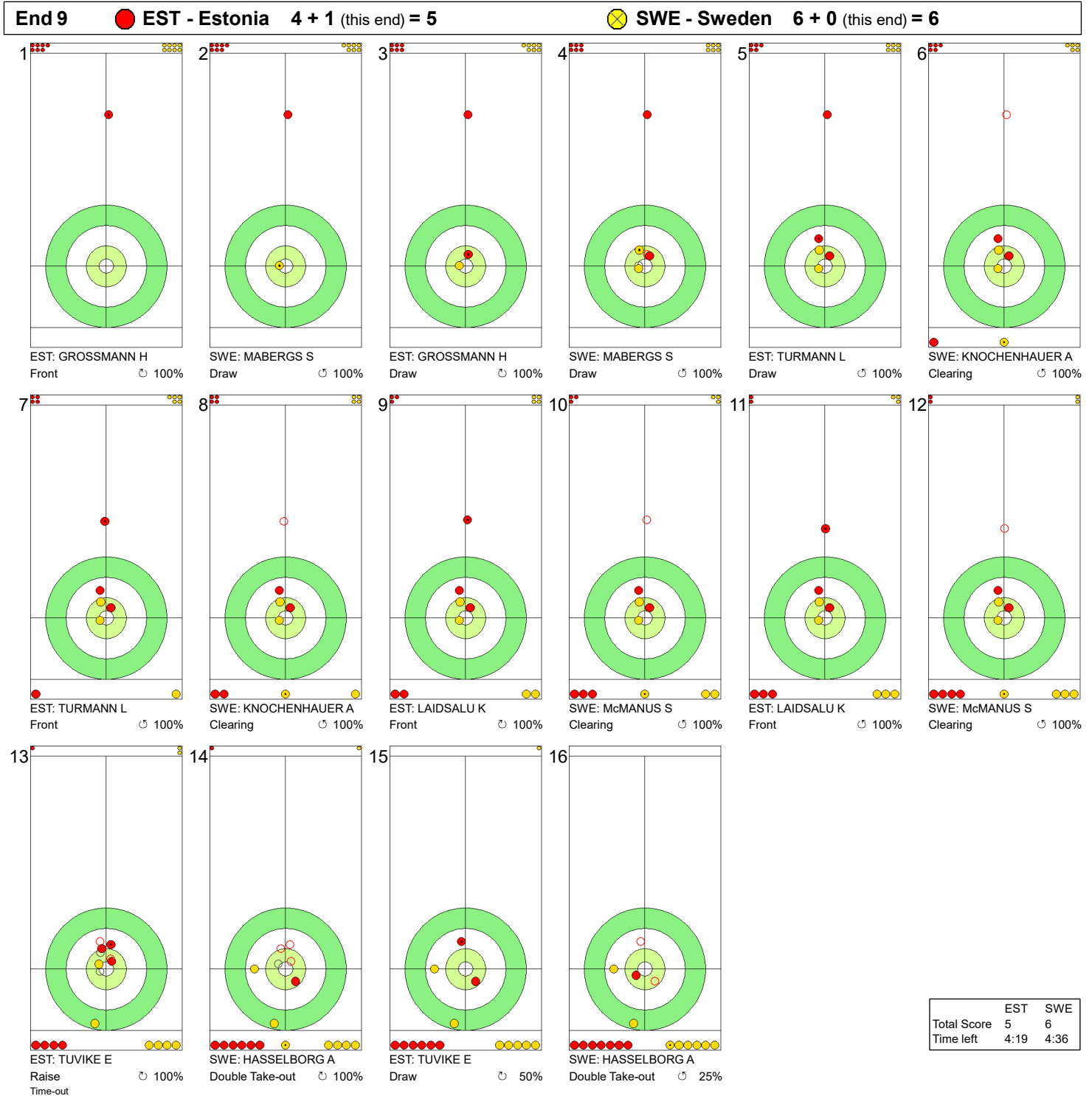
Legend:
 ↻ Clockwise ↺ Counter-clockwise - Not considered

THU 21 MAR 2024
Start Time 14:00

Round Robin Session 16 - Sheet B

WORLD CURLING

Game - Shot by Shot



	EST	SWE
Total Score	5	6
Time left	4:19	4:36

Legend:
 ↻ Clockwise ↺ Counter-clockwise - Not considered

THU 21 MAR 2024
Start Time 14:00

Round Robin Session 16 - Sheet B

WORLD CURLING

Game - Shot by Shot



Legend:
 ↻ Clockwise ↺ Counter-clockwise - Not considered

THU 21 MAR 2024
Start Time 14:00

Round Robin Session 16 - Sheet C

Game Results

Sheet	Team	LSFE	1	2	3	4	5	6	7	8	9	10	Extra Ends	Total
C	DEN - Denmark		0	0	0	0	1	0	0	X	X	X		1
	SUI - Switzerland	*	0	0	2	1	0	1	5	X	X	X		9

DEN - Denmark		Shot Success	Game	All
4 S	DUPONT Madeleine	75%		73%
3 V	HALSE Mathilde	75%		81%
2	LANDER Jasmin	80%		84%
1	LARSEN My	77%		79%
A	DUPONT Denise	-		79%
Team Total		77%		79%

SUI - Switzerland		Shot Success	Game	All
4 V	PAETZ Alina	88%		87%
3 S	TIRINZONI Silvana	96%		89%
2	WITSCHONKE Selina	84%		85%
1	HOWALD Carole	95%		94%
A	BERSET Stefanie	-		83%
Team Total		91%		89%

Last Stone Draw Distance

⌚ HALSE Mathilde	78.5cm
⌚ DUPONT Madeleine	74.3cm
Total	152.8cm

Last Stone Draw Distance

⌚ TIRINZONI Silvana	58.1cm
⌚ PAETZ Alina	11.7cm
Total	69.8cm

Time remaining: 20 minutes 29 seconds

Time remaining: 15 minutes 21 seconds

Shot Success Analysis

DEN - Denmark		⌚	⌚	Game
4	DUPONT Madeleine	Draws 0 -	3 50%	3 50%
		Take-outs 6 100%	5 60%	11 82%
		Total 6 100%	8 56%	14 75%
3	HALSE Mathilde	Draws 2 50%	4 69%	6 63%
		Take-outs 3 92%	5 80%	8 84%
		Total 5 75%	9 75%	14 75%
2	LANDER Jasmin	Draws 1 50%	3 100%	4 88%
		Take-outs 4 88%	6 71%	10 78%
		Total 5 80%	9 81%	14 80%
1	LARSEN My	Draws 9 75%	4 88%	13 79%
		Take-outs 1 50%	0 -	1 50%
		Total 10 73%	4 88%	14 77%
A	DUPONT Denise	Draws 0 -	0 -	0 -
		Take-outs 0 -	0 -	0 -
		Total 0 -	0 -	0 -
Team		Draws 12 69%	14 77%	26 73%
		Take-outs 14 91%	16 70%	30 80%
		Total 26 81%	30 73%	56 77%

SUI - Switzerland		⌚	⌚	Game
4	PAETZ Alina	Draws 0 -	4 56%	4 56%
		Take-outs 1 100%	9 100%	10 100%
		Total 1 100%	13 87%	14 88%
3	TIRINZONI Silvana	Draws 2 88%	3 92%	5 90%
		Take-outs 4 100%	5 100%	9 100%
		Total 6 96%	8 97%	14 96%
2	WITSCHONKE Selina	Draws 2 38%	4 88%	6 71%
		Take-outs 2 100%	6 92%	8 94%
		Total 4 69%	10 90%	14 84%
1	HOWALD Carole	Draws 2 88%	9 94%	11 93%
		Take-outs 0 -	3 100%	3 100%
		Total 2 88%	12 96%	14 95%
A	BERSET Stefanie	Draws 0 -	0 -	0 -
		Take-outs 0 -	0 -	0 -
		Total 0 -	0 -	0 -
Team		Draws 6 71%	20 85%	26 82%
		Take-outs 7 100%	23 98%	30 98%
		Total 13 87%	43 92%	56 91%

Note:
Position and function for each team member:
4 = Fourth, 3 = Third, 2 = Second, 1 = Lead, A = Alternate, S = Skip, V = Vice-Skip

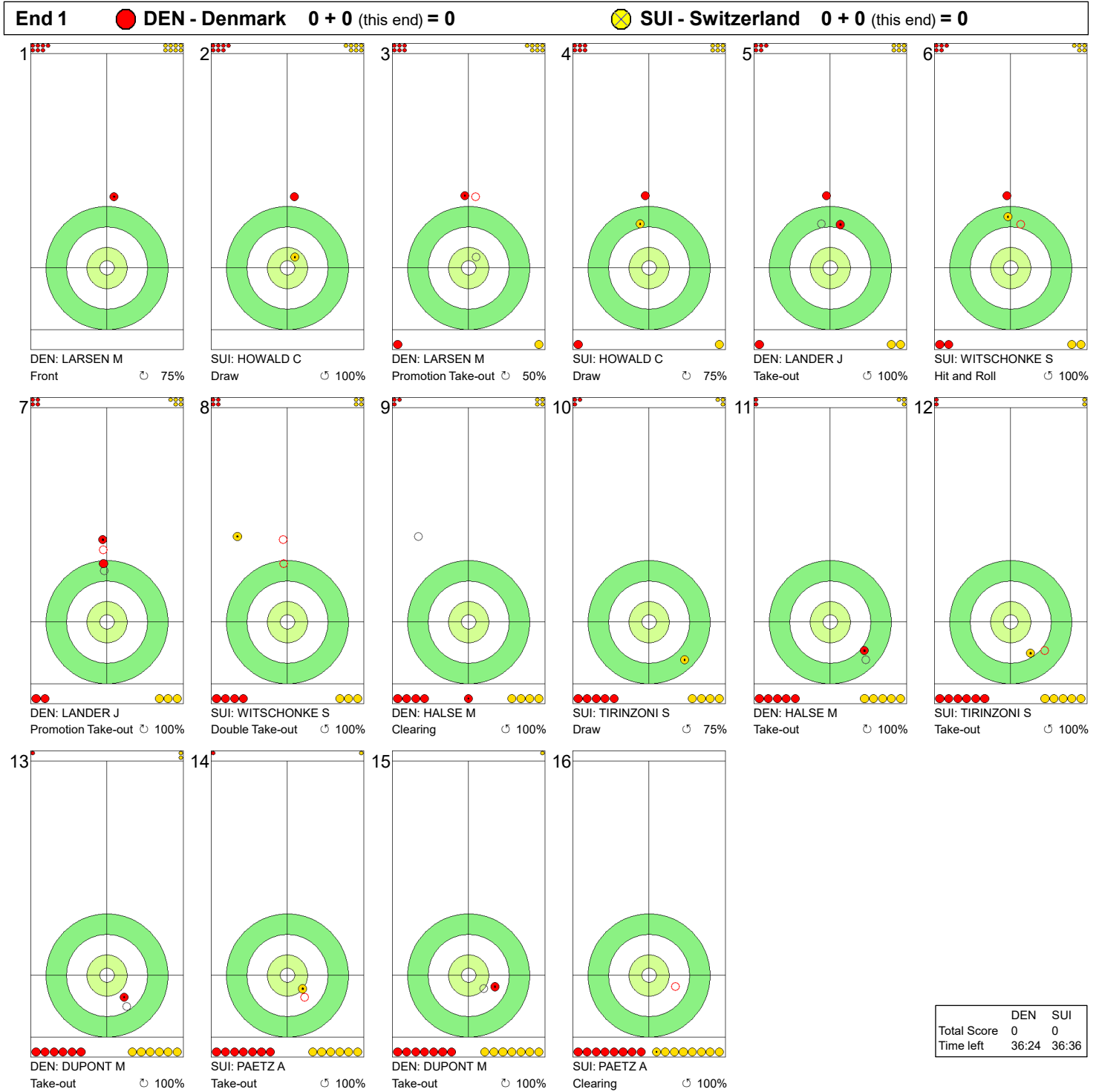
Legend:
⌚ Clockwise ⌚ Counter-clockwise LSFE(*) Last Stone First End
X Unplayed/unfinished end due to concession

THU 21 MAR 2024
Start Time 14:00

Round Robin Session 16 - Sheet C

WORLD CURLING

Game - Shot by Shot



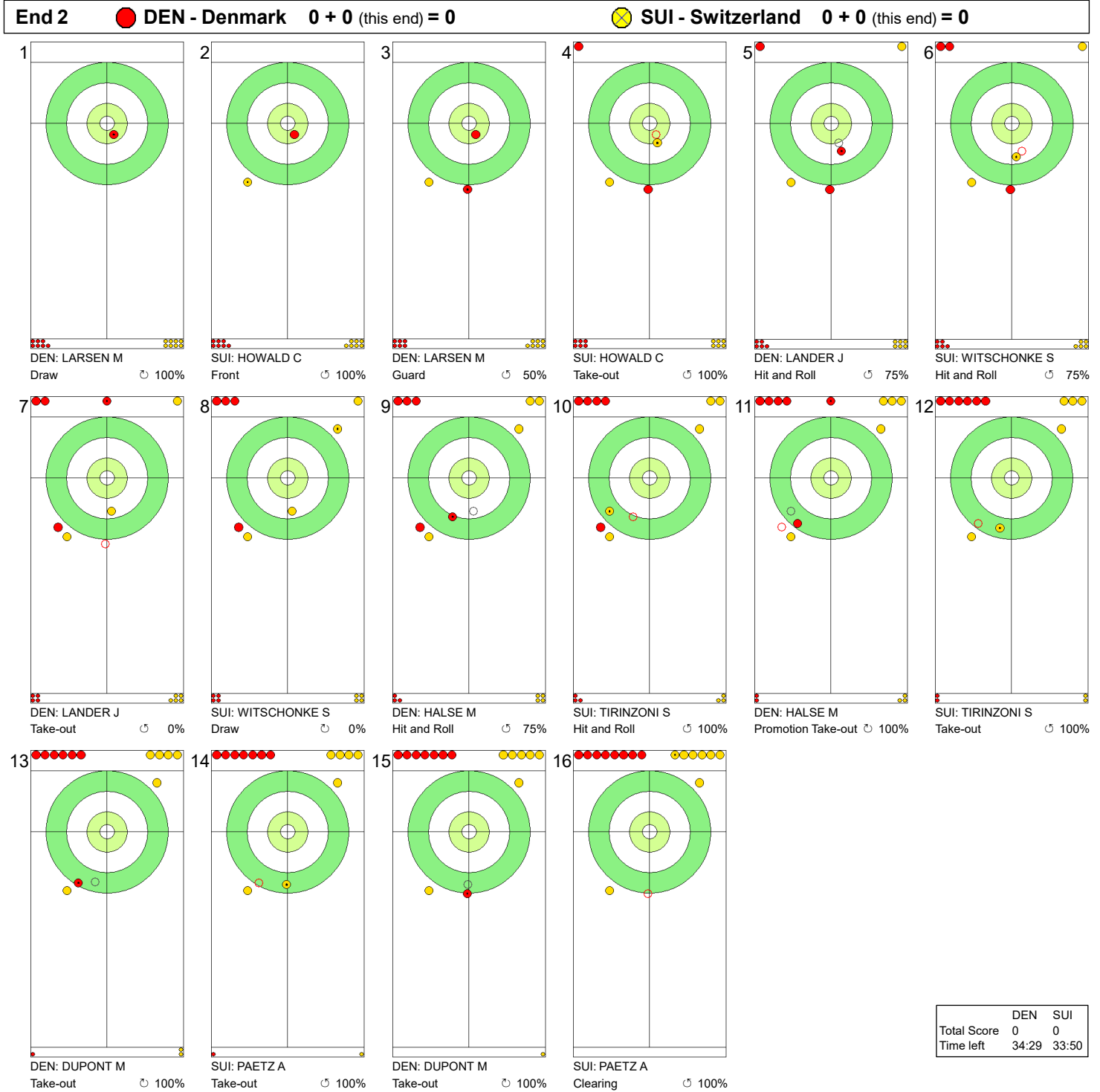
	DEN	SUI
Total Score	0	0
Time left	36:24	36:36

Legend:
 ↻ Clockwise ↺ Counter-clockwise - Not considered

THU 21 MAR 2024
Start Time 14:00

Round Robin Session 16 - Sheet C

Game - Shot by Shot



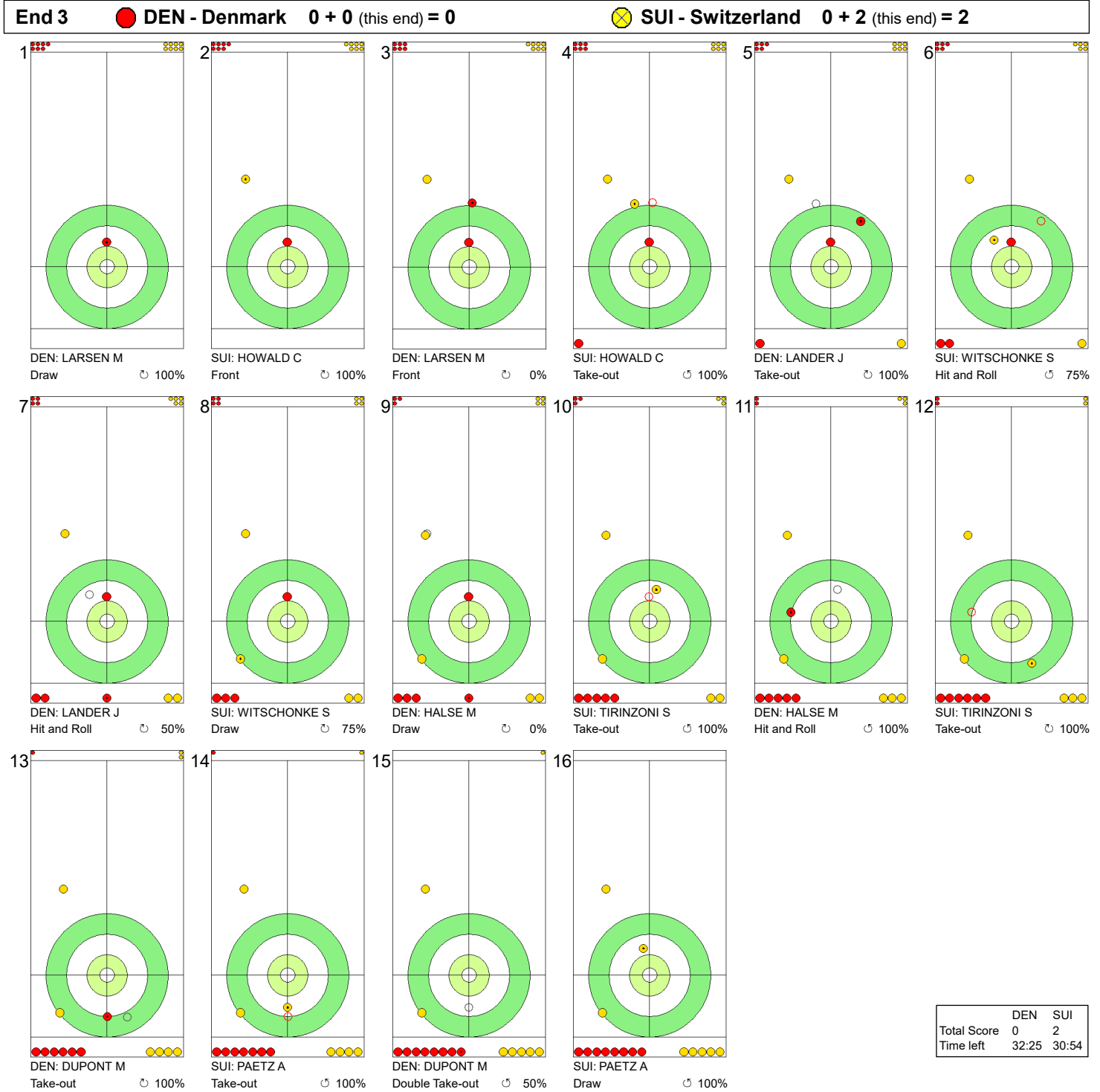
Legend:
 ↻ Clockwise ↺ Counter-clockwise - Not considered

THU 21 MAR 2024
Start Time 14:00

Round Robin Session 16 - Sheet C

WORLD CURLING

Game - Shot by Shot

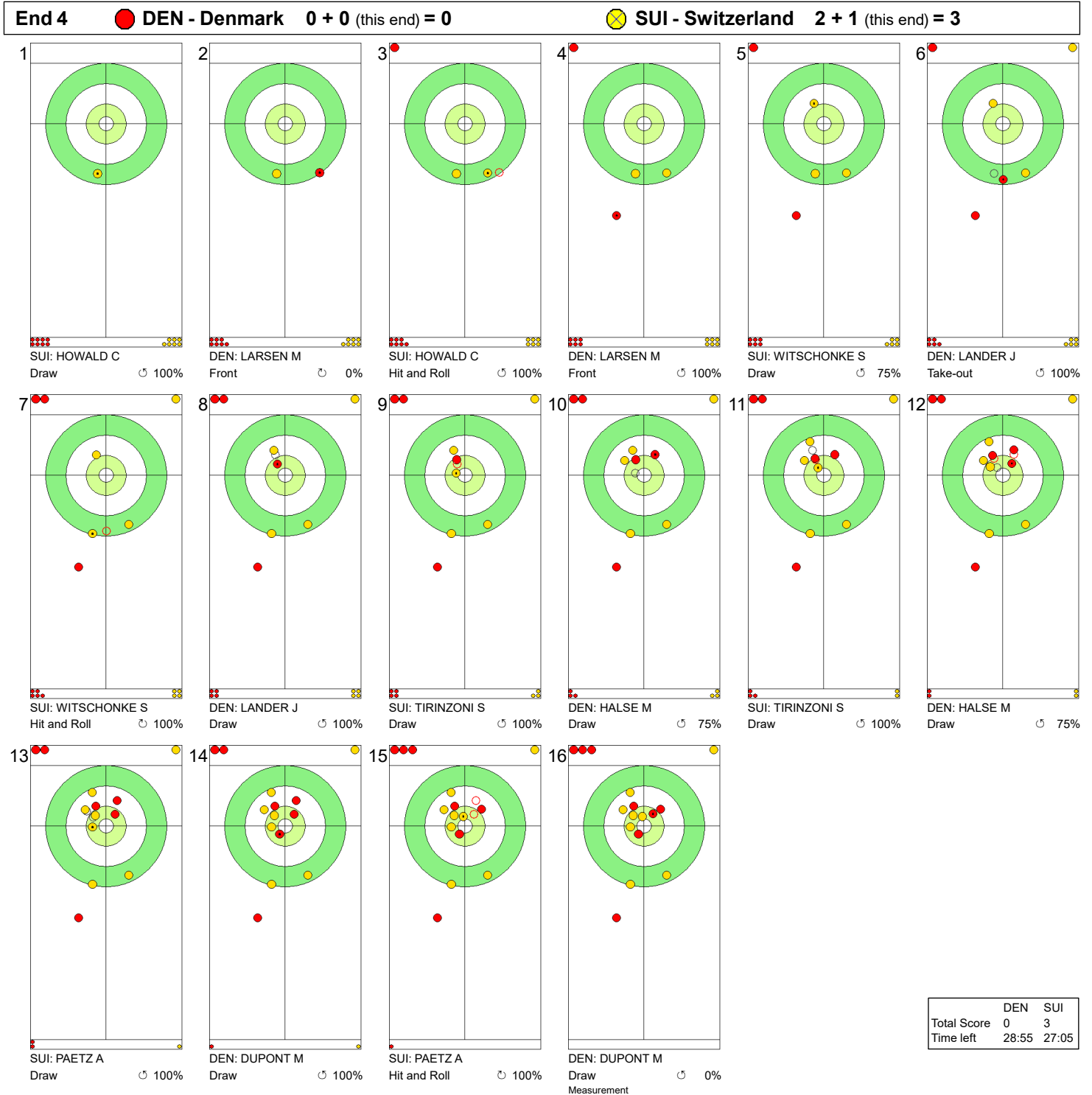


Legend:
 ↻ Clockwise ↺ Counter-clockwise - Not considered

THU 21 MAR 2024
Start Time 14:00

Round Robin Session 16 - Sheet C

Game - Shot by Shot



Legend:
 ↻ Clockwise ↺ Counter-clockwise - Not considered

THU 21 MAR 2024
Start Time 14:00

Round Robin Session 16 - Sheet C

WORLD CURLING

Game - Shot by Shot

End 5			DEN - Denmark 0 + 1 (this end) = 1			SUI - Switzerland 3 + 0 (this end) = 3											
1		SUI: HOWALD C Draw 100%	2		DEN: LARSEN M Front 100%	3		SUI: HOWALD C Draw 100%	4		DEN: LARSEN M Front 100%	5		SUI: WITSCHONKE S Guard 100%	6		DEN: LANDER J Clearing 100%
7		SUI: WITSCHONKE S Guard 100%	8		DEN: LANDER J Double Take-out 50%	9		SUI: TIRINZONI S Draw 75%	10		DEN: HALSE M Take-out 75%	11		SUI: TIRINZONI S Draw 100%	12		DEN: HALSE M Promotion Take-out 25%
13		SUI: PAETZ A Guard 25%	14		DEN: DUPONT M Double Take-out 50%	15		SUI: PAETZ A Guard 0%	16		DEN: DUPONT M Take-out 100%						

	DEN	SUI
Total Score	1	3
Time left	26:54	22:20

Legend:
 Clockwise Counter-clockwise - Not considered

THU 21 MAR 2024
Start Time 14:00

Round Robin Session 16 - Sheet C

WORLD CURLING

Game - Shot by Shot

End 6 ● **DEN - Denmark** 1 + 0 (this end) = 1 ● **SUI - Switzerland** 3 + 1 (this end) = 4



	DEN	SUI
Total Score	1	4
Time left	23:58	19:04


Legend:
 ↻ Clockwise ↺ Counter-clockwise - Not considered

THU 21 MAR 2024
Start Time 14:00

Round Robin Session 16 - Sheet C

WORLD CURLING

Game - Shot by Shot



Legend:
 ↻ Clockwise ↺ Counter-clockwise - Not considered

THU 21 MAR 2024
Start Time 14:00

Round Robin Session 16 - Sheet D

Game Results

Sheet	Team	LSFE	1	2	3	4	5	6	7	8	9	10	Extra Ends	Total
D	KOR - Korea		0	0	2	1	1	1	0	2	0	X		7
	NOR - Norway	*	0	2	0	0	0	0	1	0	1	X		4

KOR - Korea		Shot Success	Game	All
4 S	GIM Eunji	85%	79%	
3 V	KIM Minji	79%	83%	
2	KIM Suji	88%	85%	
1	SEOL Yeeun	84%	87%	
A	SEOL Yeji	-	88%	
Team Total		84%	84%	

NOR - Norway		Shot Success	Game	All
4 V	SKASLIEN Kristin	65%	74%	
3 S	ROERVIK Marianne	72%	83%	
2	HASLEV NORDBYE Mille	81%	84%	
1	ROENNING Martine	85%	91%	
A	FORBREGD Ingeborg	-	63%	
Team Total		76%	83%	

Last Stone Draw		Distance
↻	KIM Minji	59.6cm
↻	GIM Eunji	41.5cm
Total		101.1cm

Last Stone Draw		Distance
↻	ROENNING Martine	7.0cm
↻	SKASLIEN Kristin	16.1cm
Total		23.1cm

Time remaining: 3 minutes 12 seconds

Time remaining: 2 minutes 16 seconds

Shot Success Analysis

KOR - Korea		↻	↻	Game
4	GIM Eunji	Draws 1 100%	10 83%	11 84%
		Take-outs 3 92%	4 81%	7 86%
		Total 4 94%	14 82%	18 85%
3	KIM Minji	Draws 4 100%	2 38%	6 79%
		Take-outs 9 75%	5 85%	14 79%
		Total 13 83%	7 71%	20 79%
2	KIM Suji	Draws 2 75%	6 96%	8 91%
		Take-outs 7 86%	5 85%	12 85%
		Total 9 83%	11 91%	20 88%
1	SEOL Yeeun	Draws 4 88%	13 87%	17 87%
		Take-outs 0 -	3 67%	3 67%
		Total 4 88%	16 83%	20 84%
A	SEOL Yeji	Draws 0 -	0 -	0 -
		Take-outs 0 -	0 -	0 -
		Total 0 -	0 -	0 -
Team		Draws 11 91%	31 84%	42 86%
		Take-outs 19 82%	17 81%	36 81%
		Total 30 85%	48 83%	78 84%

NOR - Norway		↻	↻	Game
4	SKASLIEN Kristin	Draws 2 38%	5 75%	7 64%
		Take-outs 4 56%	6 71%	10 65%
		Total 6 50%	11 73%	17 65%
3	ROERVIK Marianne	Draws 1 50%	5 75%	6 71%
		Take-outs 2 50%	11 77%	13 73%
		Total 3 50%	16 77%	19 72%
2	HASLEV NORDBYE Mille	Draws 4 88%	2 75%	6 83%
		Take-outs 6 63%	8 94%	14 80%
		Total 10 73%	10 90%	20 81%
1	ROENNING Martine	Draws 9 94%	8 81%	17 88%
		Take-outs 2 50%	1 100%	3 67%
		Total 11 86%	9 83%	20 85%
A	FORBREGD Ingeborg	Draws 0 -	0 -	0 -
		Take-outs 0 -	0 -	0 -
		Total 0 -	0 -	0 -
Team		Draws 16 83%	20 78%	36 80%
		Take-outs 14 57%	26 82%	40 73%
		Total 30 71%	46 80%	76 76%

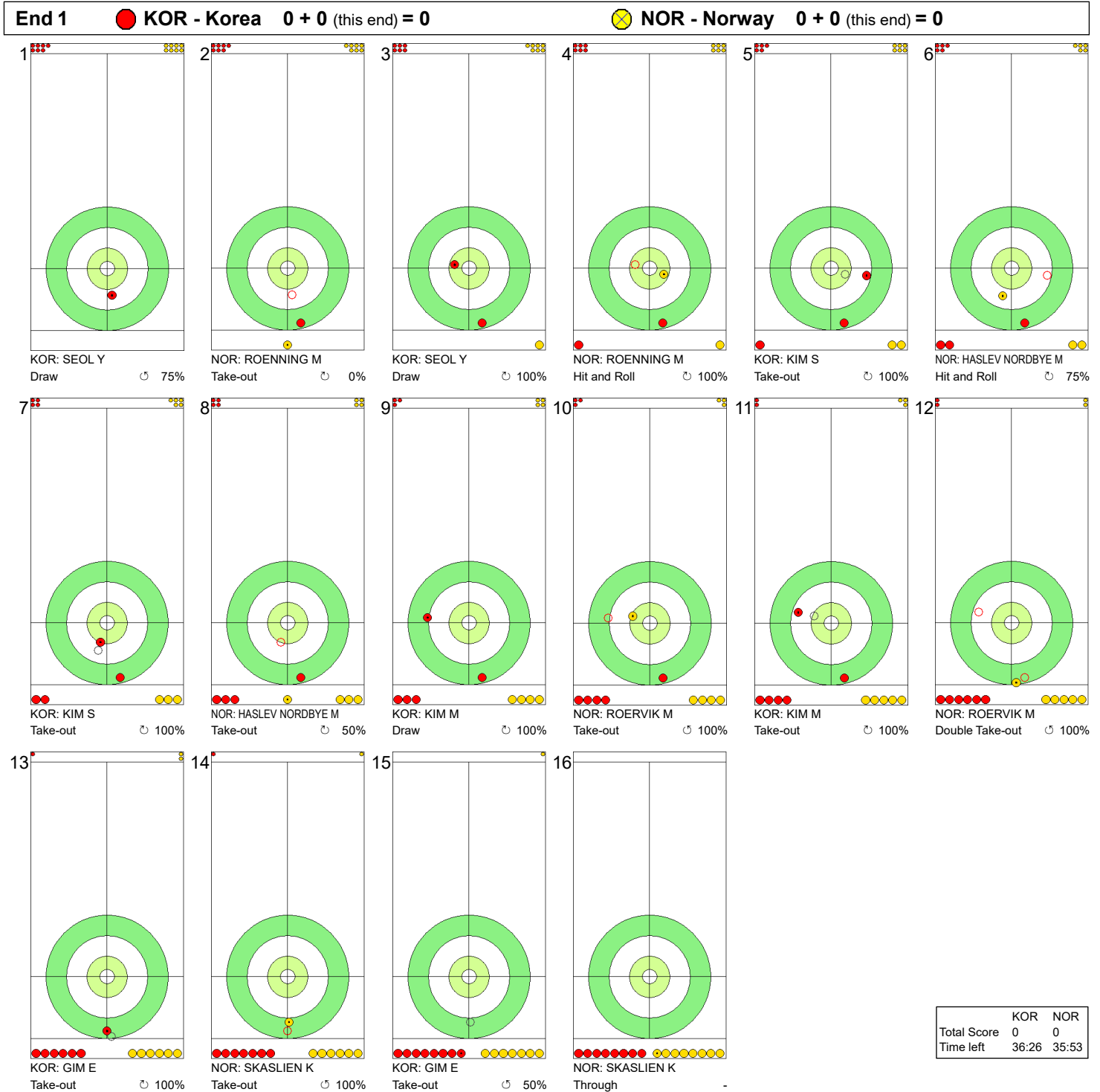
Note:
Position and function for each team member:
4 = Fourth, 3 = Third, 2 = Second, 1 = Lead, A = Alternate, S = Skip, V = Vice-Skip

Legend:
↻ Clockwise ↻ Counter-clockwise LSFE(*) Last Stone First End
X Unplayed/unfinished end due to concession

THU 21 MAR 2024
Start Time 14:00

Round Robin Session 16 - Sheet D

Game - Shot by Shot



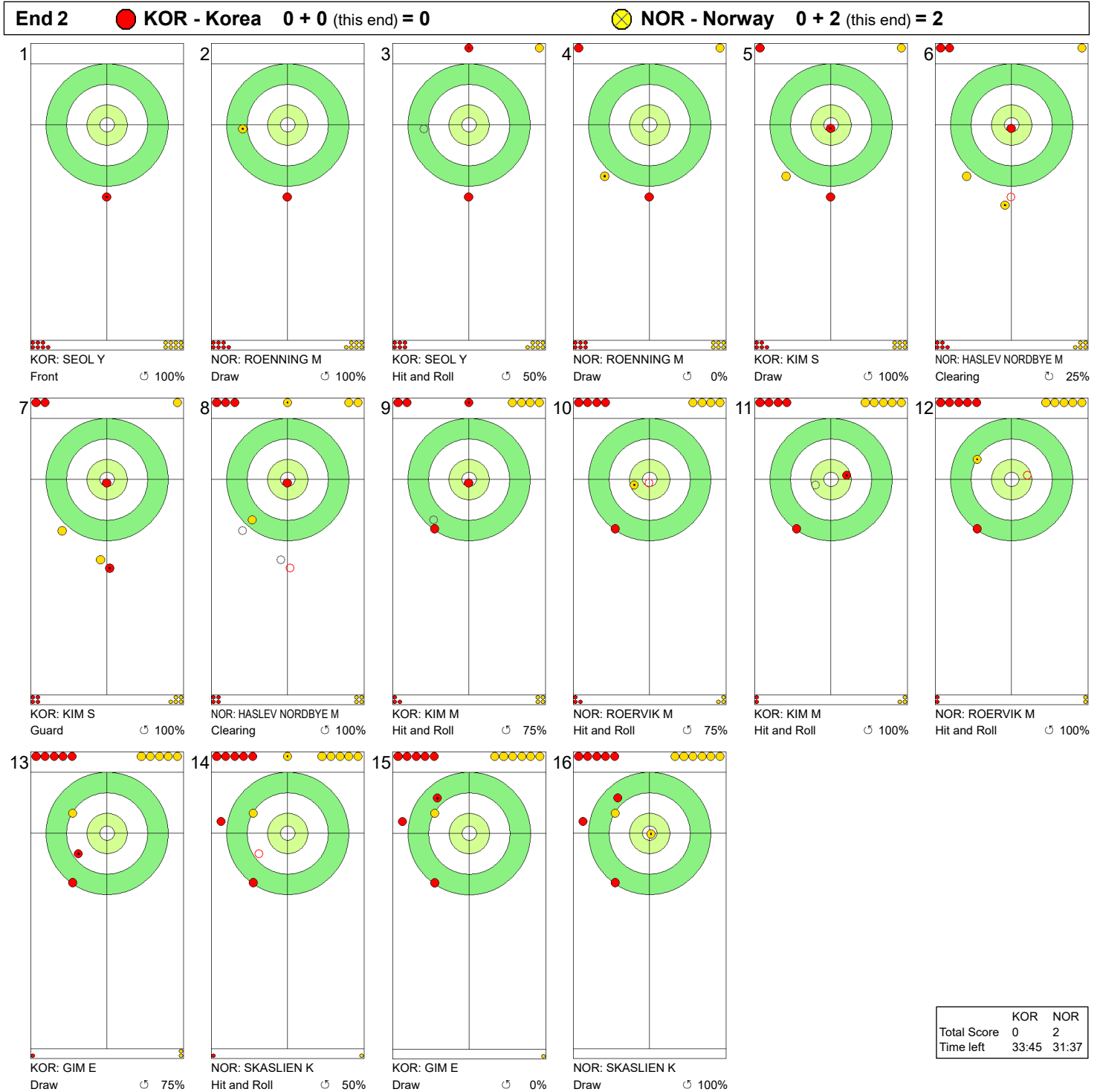
Legend:
 Clockwise
 Counter-clockwise
 - Not considered

THU 21 MAR 2024
Start Time 14:00

Round Robin Session 16 - Sheet D

WORLD CURLING

Game - Shot by Shot

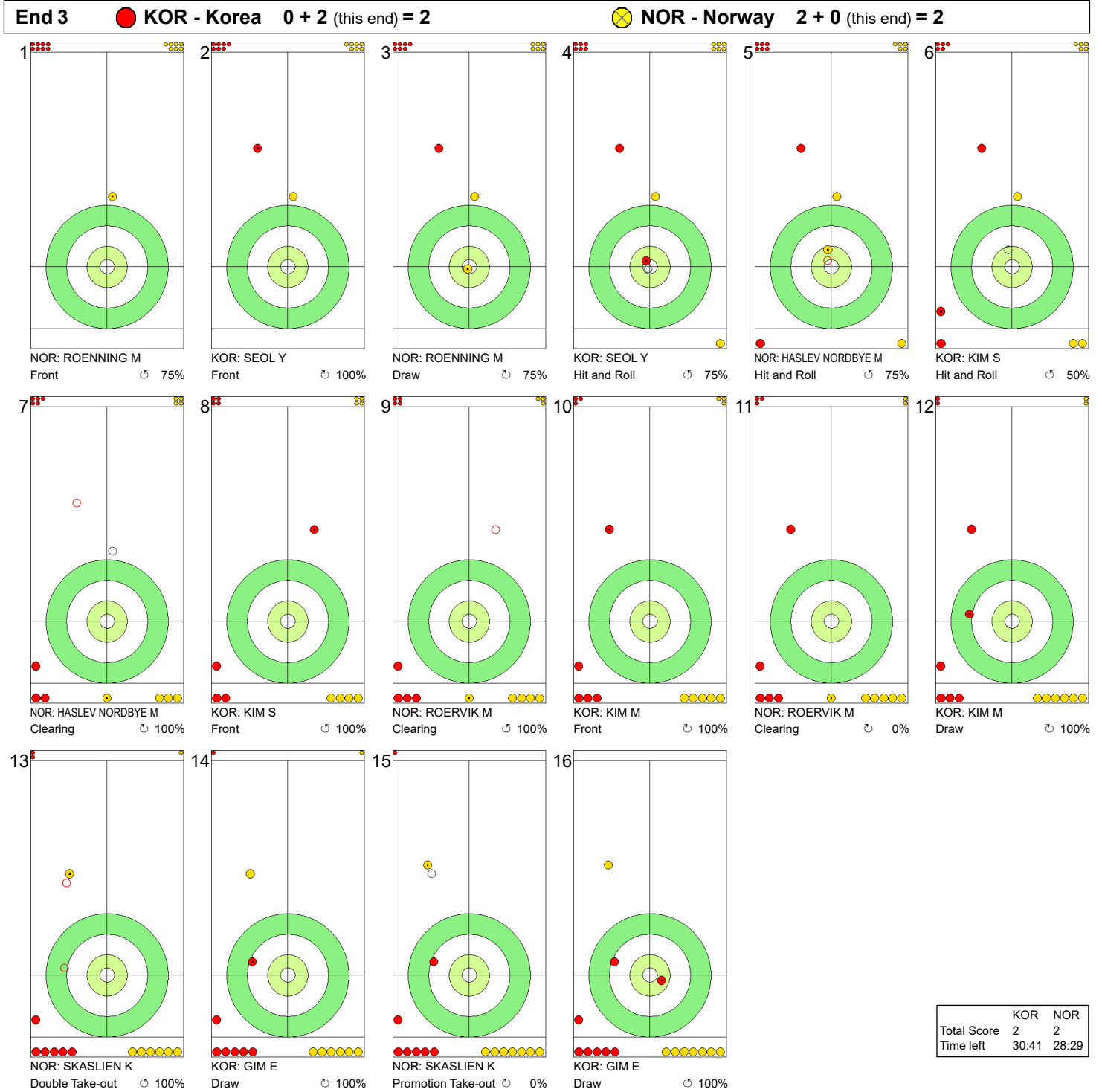


Legend:
 ↻ Clockwise ↺ Counter-clockwise - Not considered

THU 21 MAR 2024
Start Time 14:00

Round Robin Session 16 - Sheet D

Game - Shot by Shot



	KOR	NOR
Total Score	2	2
Time left	30:41	28:29

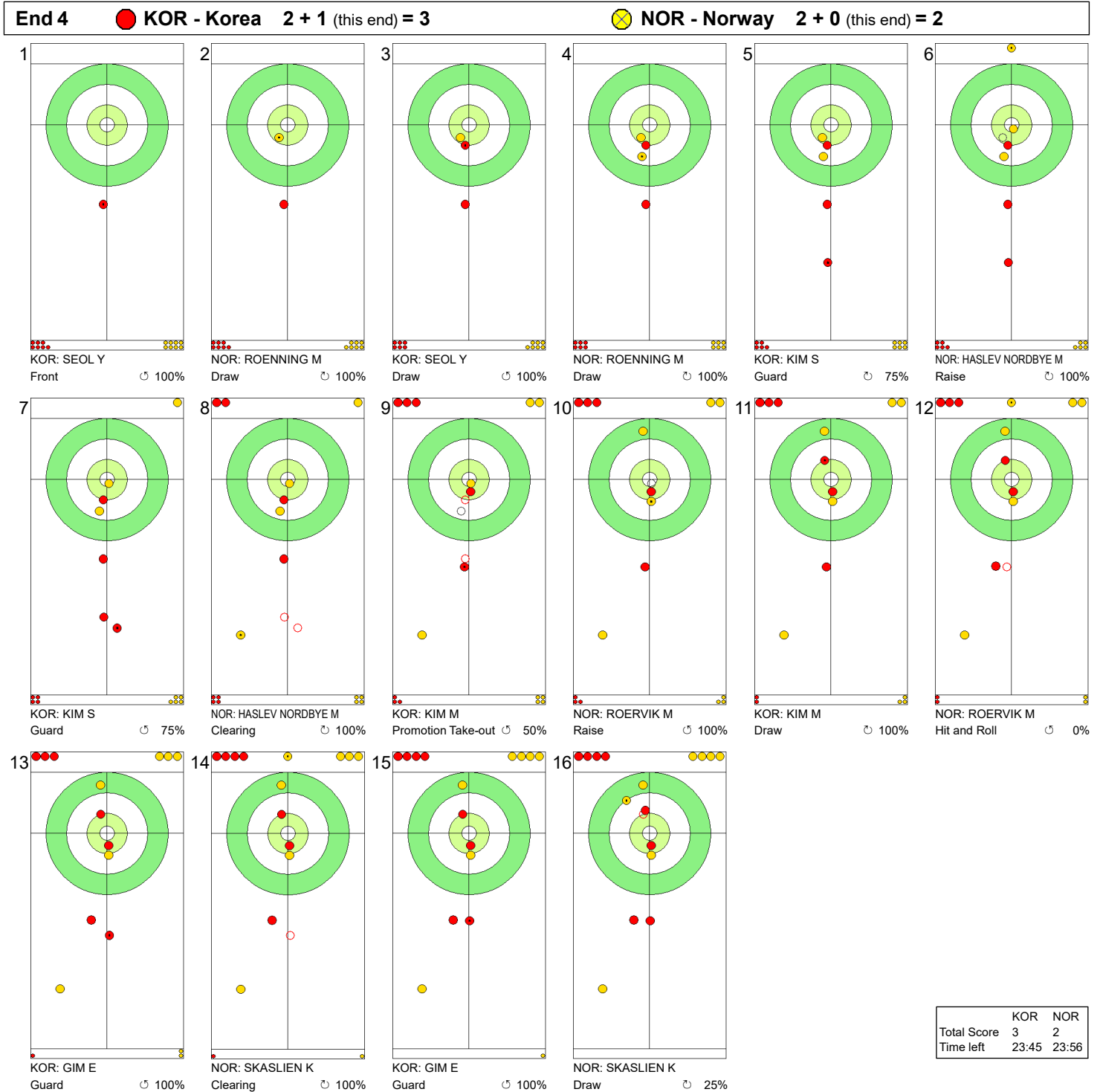
Legend:
⌚ Clockwise ⌚ Counter-clockwise - Not considered

THU 21 MAR 2024
Start Time 14:00

Round Robin Session 16 - Sheet D

WORLD CURLING

Game - Shot by Shot



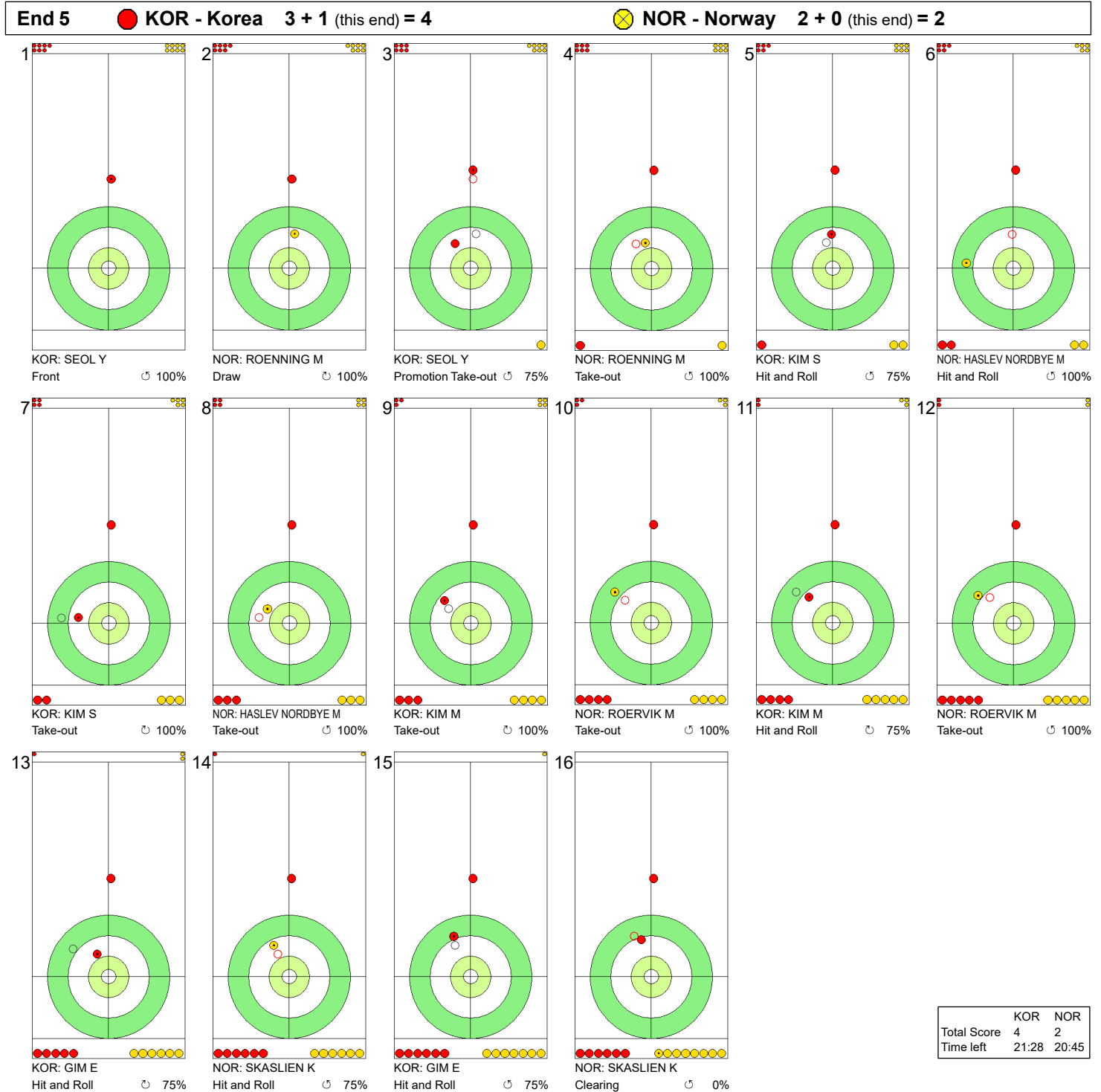
Legend:
 ↻ Clockwise ↺ Counter-clockwise - Not considered

THU 21 MAR 2024
Start Time 14:00

Round Robin Session 16 - Sheet D

WORLD CURLING

Game - Shot by Shot



	KOR	NOR
Total Score	4	2
Time left	21:28	20:45

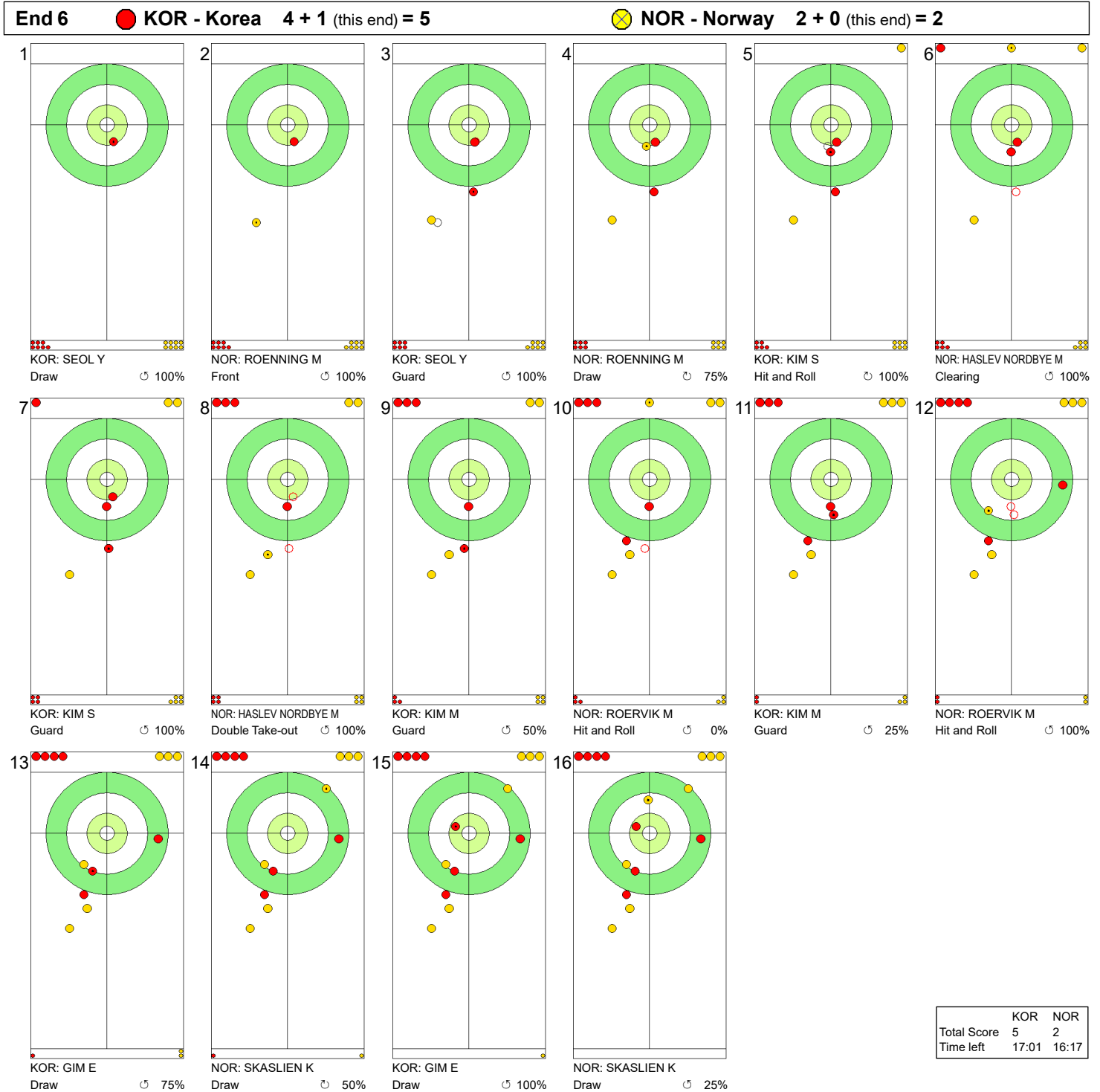
Legend:
⌚ Clockwise ⌚ Counter-clockwise - Not considered

THU 21 MAR 2024
Start Time 14:00

Round Robin Session 16 - Sheet D

WORLD CURLING

Game - Shot by Shot



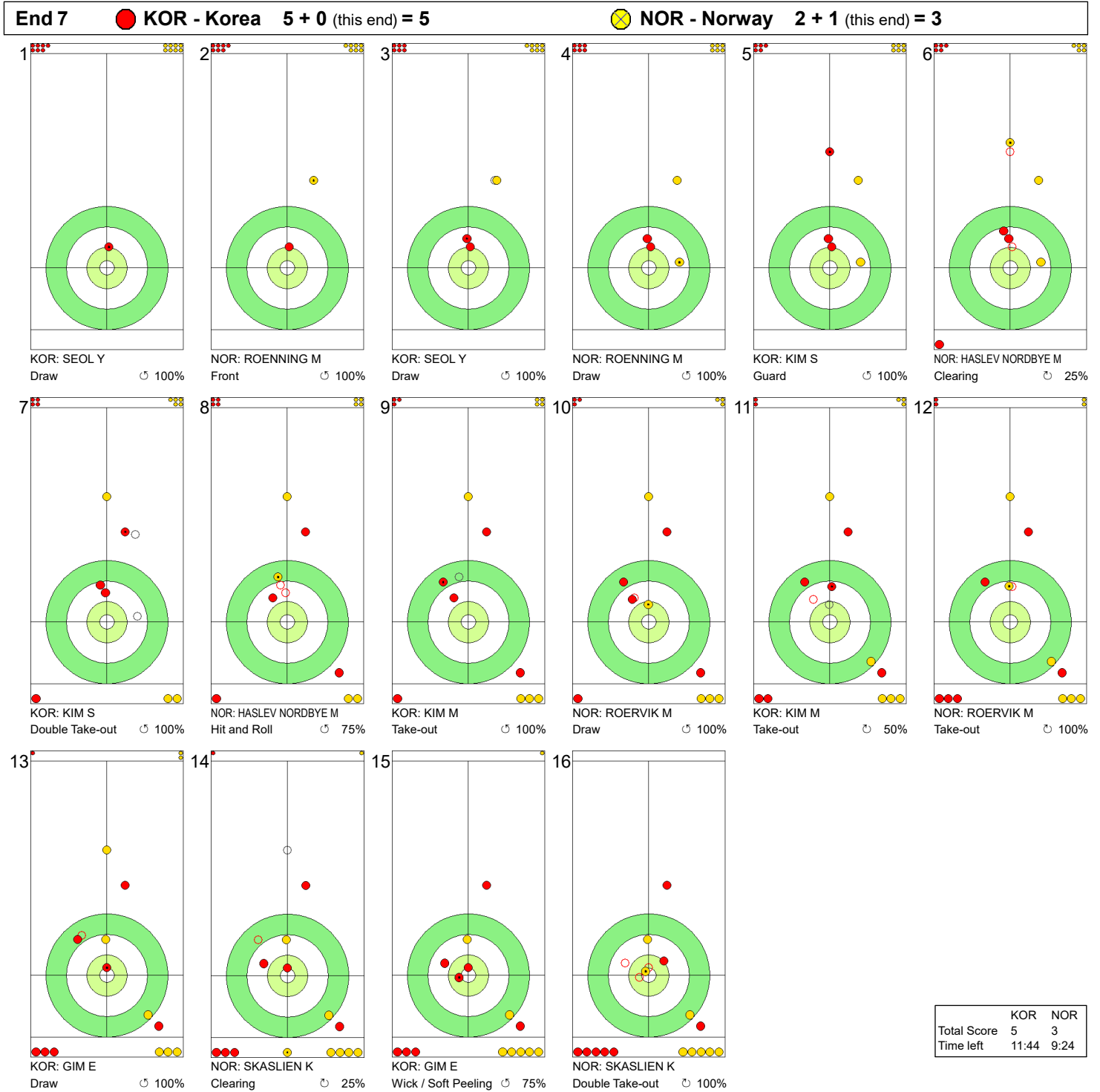
Legend:
 ↻ Clockwise ↺ Counter-clockwise - Not considered

THU 21 MAR 2024
Start Time 14:00

Round Robin Session 16 - Sheet D

WORLD CURLING

Game - Shot by Shot



Legend:
 Clockwise
 Counter-clockwise
 - Not considered

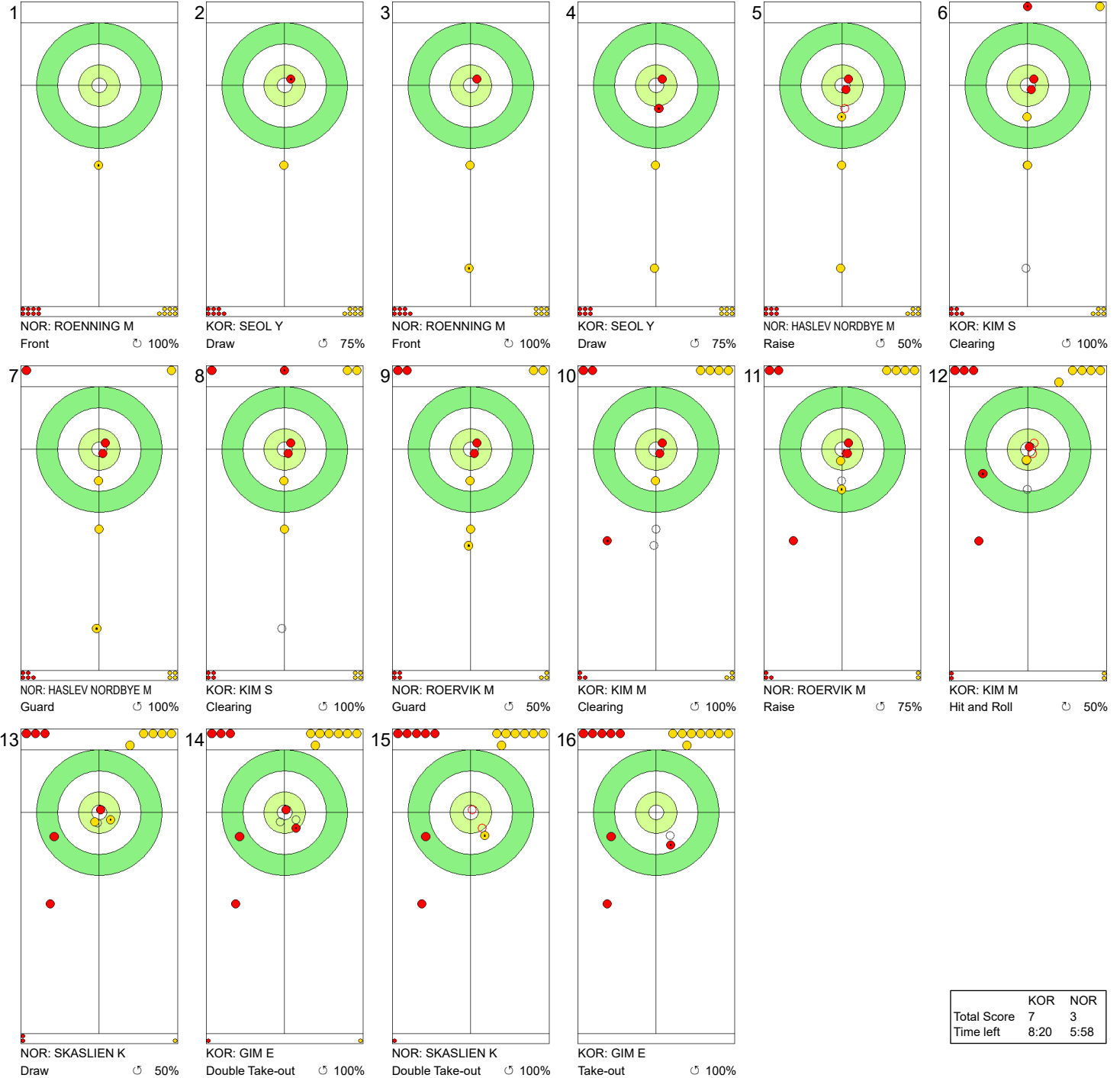
THU 21 MAR 2024 Start Time 14:00

Round Robin Session 16 - Sheet D

WORLD CURLING

Game - Shot by Shot

End 8 KOR - Korea 5 + 2 (this end) = 7 NOR - Norway 3 + 0 (this end) = 3



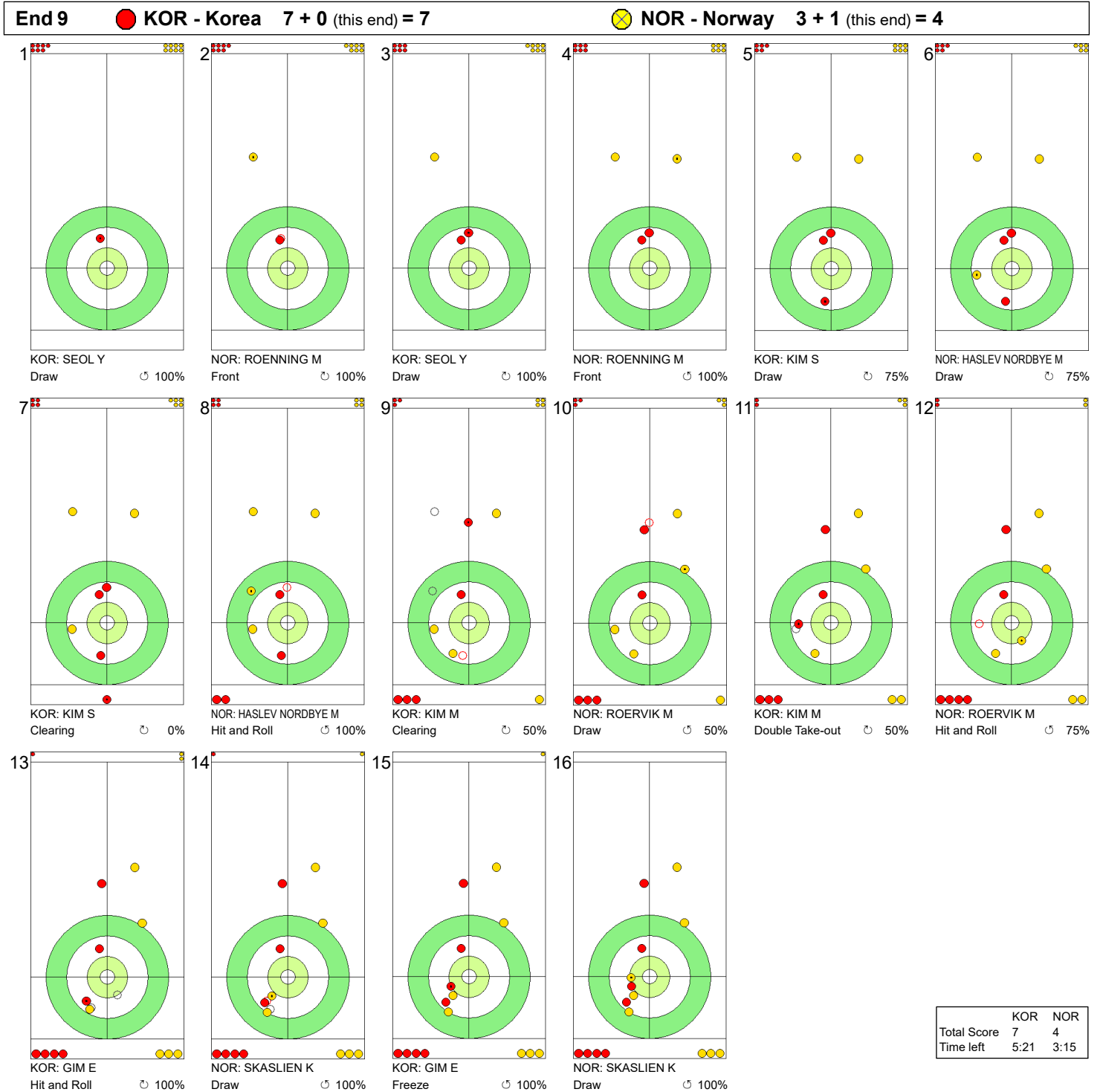
Legend:
 Clockwise Counter-clockwise - Not considered

THU 21 MAR 2024
Start Time 14:00

Round Robin Session 16 - Sheet D

WORLD CURLING

Game - Shot by Shot

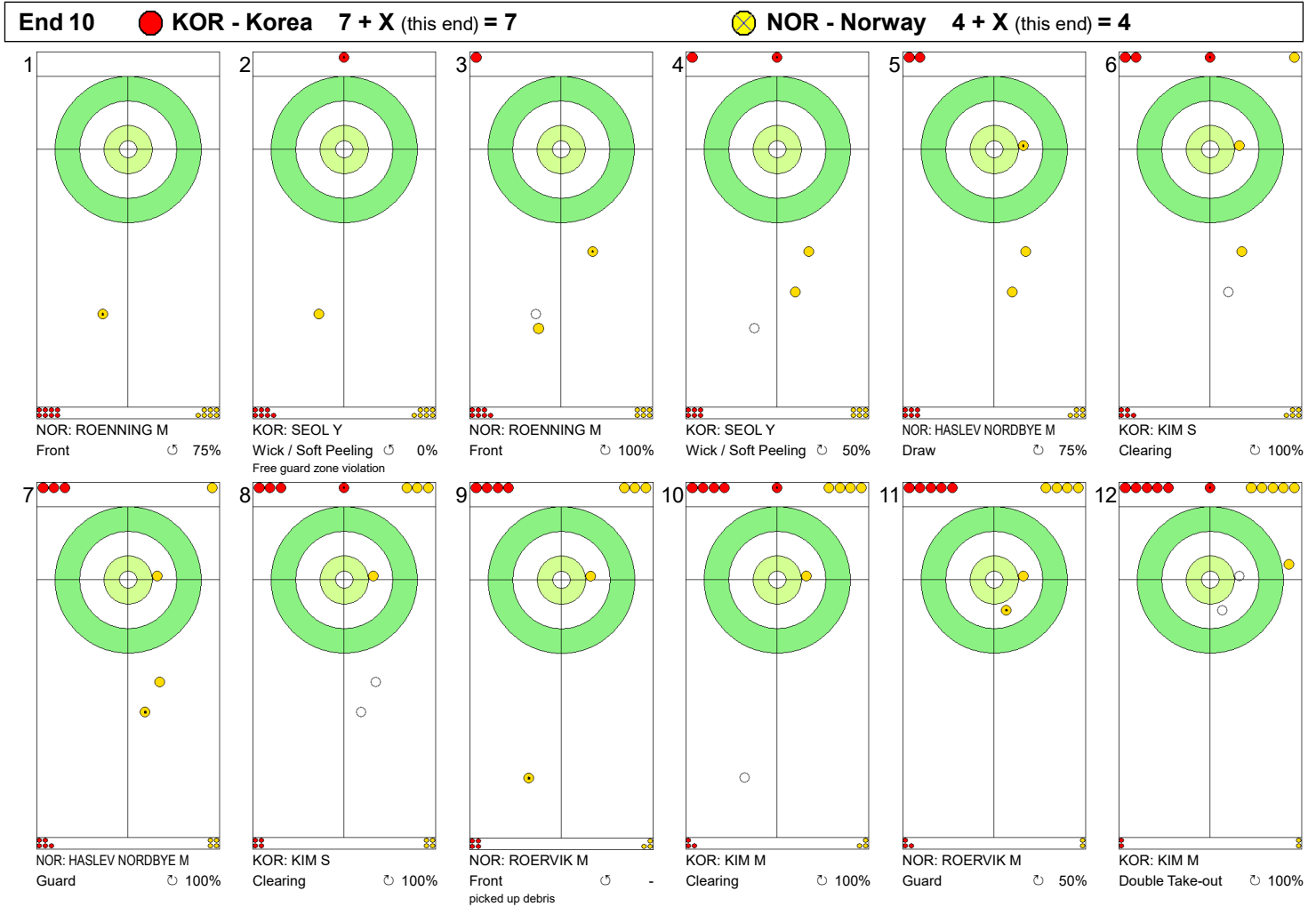


Legend:
 ↻ Clockwise ↺ Counter-clockwise - Not considered

THU 21 MAR 2024
Start Time 14:00

Round Robin Session 16 - Sheet D

Game - Shot by Shot



	KOR	NOR
Total Score	7	4
Time left	3:12	2:16

Legend:
 ↻ Clockwise ↺ Counter-clockwise - Not considered
 X Unfinished end due to concession

THU 21 MAR 2024
 Start Time 9:00

Round Robin Session 15

Session Results and Standings

Sheet	Team	LSD/LSFE	1	2	3	4	5	6	7	8	9	10	Extra Ends	Total
A	JPN - Japan	125.6cm *	2	0	1	0	2	0	0	0	2	0		7
	USA - United States	144.2cm	0	1	0	4	0	2	0	0	0	2		9
B	SUI - Switzerland	31.3cm *	4	1	1	0	4	0	X	X	X	X		10
	NZL - New Zealand	46.8cm	0	0	0	1	0	1	X	X	X	X		2
C	ITA - Italy	90.7cm *	0	4	0	5	0	1	X	X	X	X		10
	NOR - Norway	94.5cm	0	0	1	0	1	0	X	X	X	X		2
D	CAN - Canada	114.8cm	3	4	1	0	1	0	X	X	X	X		9
	EST - Estonia	94.4cm *	0	0	0	2	0	2	X	X	X	X		4

Current Standings

Rank	Team	Games	Wins	Losses	
1	CAN - Canada	9	9	0	Q
2	ITA - Italy	9	8	1	Q
3	SUI - Switzerland	9	7	2	
4	KOR - Korea	8	6	2	
5	DEN - Denmark	9	6	3	
6	SWE - Sweden	9	5	4	
7	USA - United States	9	4	5	
8	JPN - Japan	9	3	6	
8	NOR - Norway	9	3	6	
8	SCO - Scotland	9	3	6	
11	TUR - Türkiye	9	2	7	
12	EST - Estonia	9	1	8	
12	NZL - New Zealand	9	1	8	

Attendance

Session: 2'211 Total: 23'957

Note:
 Under WCF rules, tie-breaking rules for standings are not applied until after the last game of the round robin.

Legend:
LSD Last Stone Draw **LSFE(*)** Last Stone First End **Q** Qualified for the play-offs
X Unplayed/unfinished end due to concession

THU 21 MAR 2024
 Start Time 9:00

Round Robin Session 15 - Sheet A

Game Results

Sheet	Team	LSFE	1	2	3	4	5	6	7	8	9	10	Extra Ends	Total
A	JPN - Japan	*	2	0	1	0	2	0	0	0	2	0		7
	USA - United States		0	1	0	4	0	2	0	0	0	2		9

JPN - Japan		Shot Success	Game	All
4 S	UENO Miyu	70%	67%	
3 V	KANAI Asuka	73%	75%	
2	NISHIMURO Junko	76%	75%	
1	UENO Yui	89%	89%	
A	RYOKAWA Mone	-	99%	
Team Total		77%	77%	

USA - United States		Shot Success	Game	All
4 S	PETERSON Tabitha	78%	78%	
3 V	THIESSE Cory	83%	81%	
2	PETERSON Tara	90%	85%	
1	PERSINGER Vicky	88%	87%	
A	HAMILTON Becca	-	84%	
Team Total		84%	82%	

Last Stone Draw Distance

🕒	UENO Yui	107.9cm
🕒	KANAI Asuka	17.7cm
Total		125.6cm

Last Stone Draw Distance

🕒	THIESSE Cory	19.3cm
🕒	PETERSON Tara	124.9cm
Total		144.2cm

Time remaining: 0 minutes 45 seconds

Time-out: End 10 - JPN stone 6

Time remaining: 6 minutes 9 seconds

Time-out: End 10 - USA stone 7

Shot Success Analysis

JPN - Japan		🕒	🕒	Game
4 UENO Miyu	Draws	6 71%	6 63%	12 67%
	Take-outs	1 100%	7 71%	8 75%
	Total	7 75%	13 67%	20 70%
3 KANAI Asuka	Draws	4 75%	4 56%	8 66%
	Take-outs	9 75%	3 83%	12 77%
	Total	13 75%	7 68%	20 73%
2 NISHIMURO Junko	Draws	2 88%	5 75%	7 79%
	Take-outs	7 75%	6 75%	13 75%
	Total	9 78%	11 75%	20 76%
1 UENO Yui	Draws	9 86%	7 86%	16 86%
	Take-outs	3 100%	1 100%	4 100%
	Total	12 90%	8 88%	20 89%
A RYOKAWA Mone	Draws	0 -	0 -	0 -
	Take-outs	0 -	0 -	0 -
	Total	0 -	0 -	0 -
Team	Draws	21 80%	22 72%	43 76%
	Take-outs	20 80%	17 76%	37 78%
	Total	41 80%	39 74%	80 77%

USA - United States		🕒	🕒	Game
4 PETERSON Tabitha	Draws	2 100%	4 69%	6 79%
	Take-outs	5 65%	8 84%	13 77%
	Total	7 75%	12 79%	19 78%
3 THIESSE Cory	Draws	5 85%	3 92%	8 88%
	Take-outs	4 75%	8 81%	12 79%
	Total	9 81%	11 84%	20 83%
2 PETERSON Tara	Draws	1 100%	5 90%	6 92%
	Take-outs	6 92%	8 88%	14 89%
	Total	7 93%	13 88%	20 90%
1 PERSINGER Vicky	Draws	2 100%	13 90%	15 92%
	Take-outs	2 50%	3 92%	5 75%
	Total	4 75%	16 91%	20 88%
A HAMILTON Becca	Draws	0 -	0 -	0 -
	Take-outs	0 -	0 -	0 -
	Total	0 -	0 -	0 -
Team	Draws	10 93%	25 87%	35 89%
	Take-outs	17 75%	27 85%	44 81%
	Total	27 81%	52 86%	79 84%

Note:
 Position and function for each team member:
 4 = Fourth, 3 = Third, 2 = Second, 1 = Lead, A = Alternate, S = Skip, V = Vice-Skip

Legend:
 🕒 Clockwise 🕒 Counter-clockwise LSFE(*) Last Stone First End

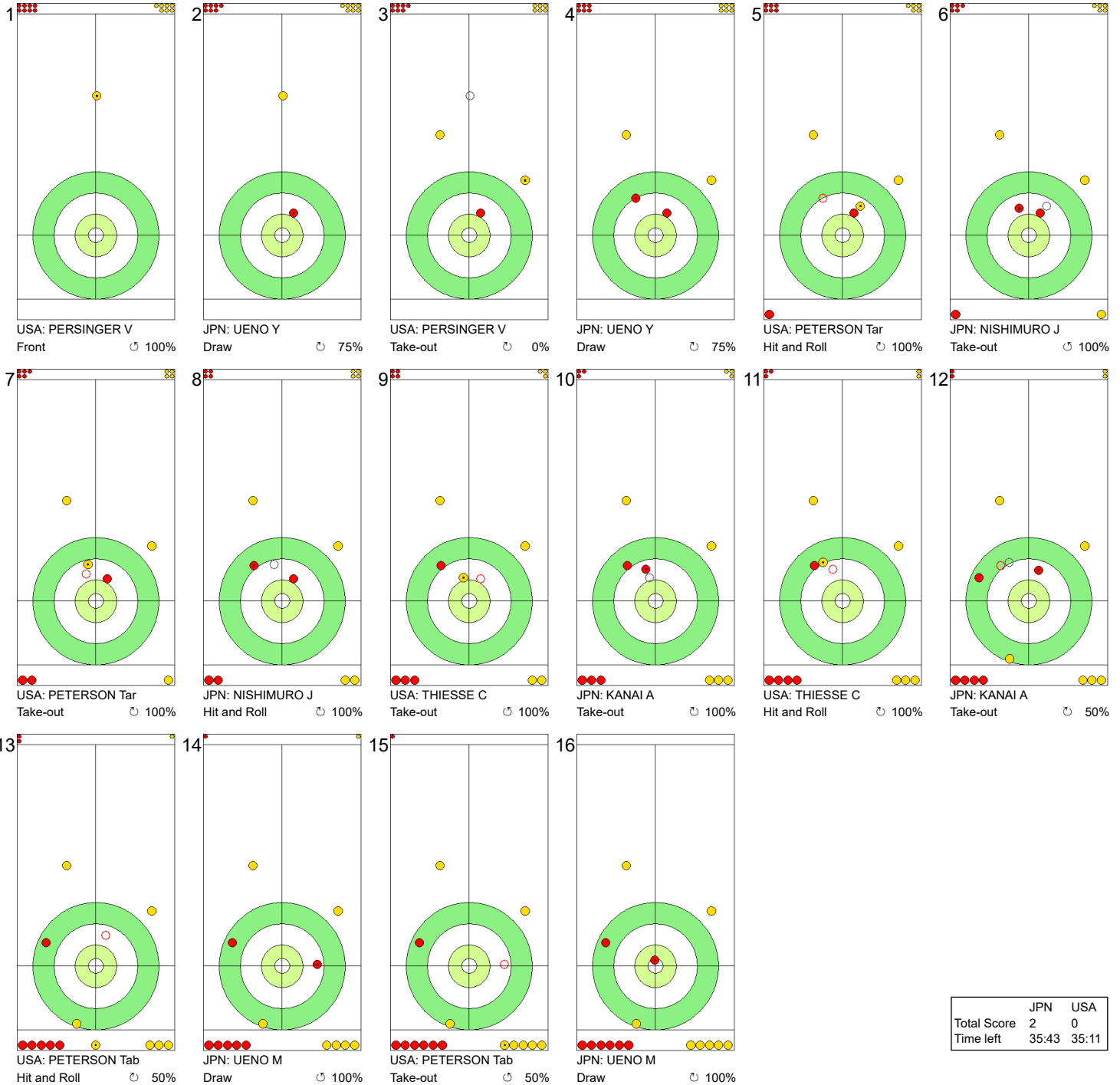
THU 21 MAR 2024
Start Time 9:00

Round Robin Session 15 - Sheet A

WORLD CURLING

Game - Shot by Shot

End 1 **JPN - Japan 0 + 2 (this end) = 2** **USA - United States 0 + 0 (this end) = 0**



	JPN	USA
Total Score	2	0
Time left	35:43	35:11

Legend:
 ↻ Clockwise ↺ Counter-clockwise - Not considered

THU 21 MAR 2024
Start Time 9:00

Round Robin Session 15 - Sheet A

WORLD CURLING

Game - Shot by Shot

End 2 ● **JPN - Japan 2 + 0 (this end) = 2** ● **USA - United States 0 + 1 (this end) = 1**



	JPN	USA
Total Score	2	1
Time left	30:31	29:38

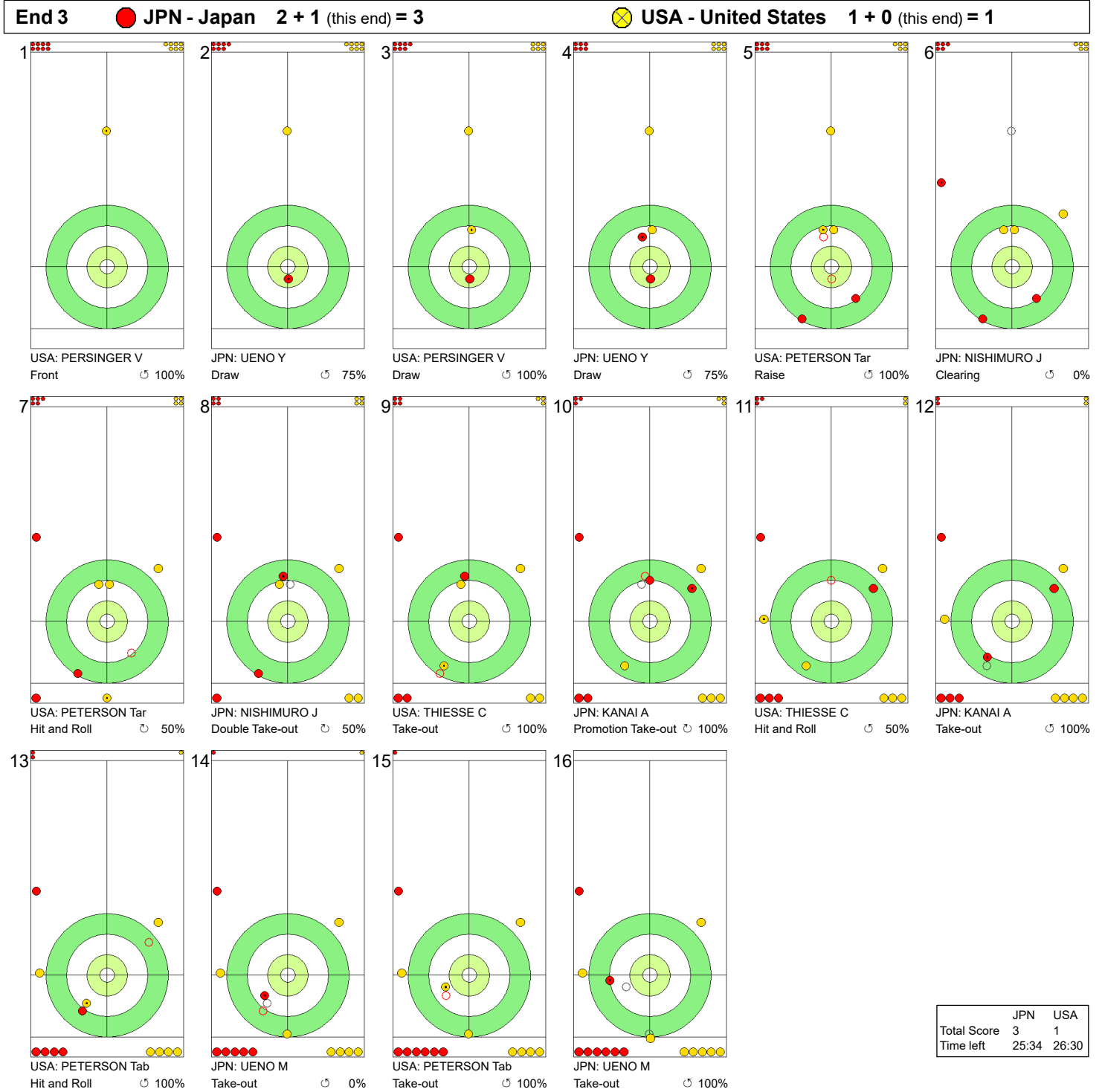
Legend:
 ↻ Clockwise ↺ Counter-clockwise - Not considered

THU 21 MAR 2024
Start Time 9:00

Round Robin Session 15 - Sheet A

WORLD CURLING

Game - Shot by Shot

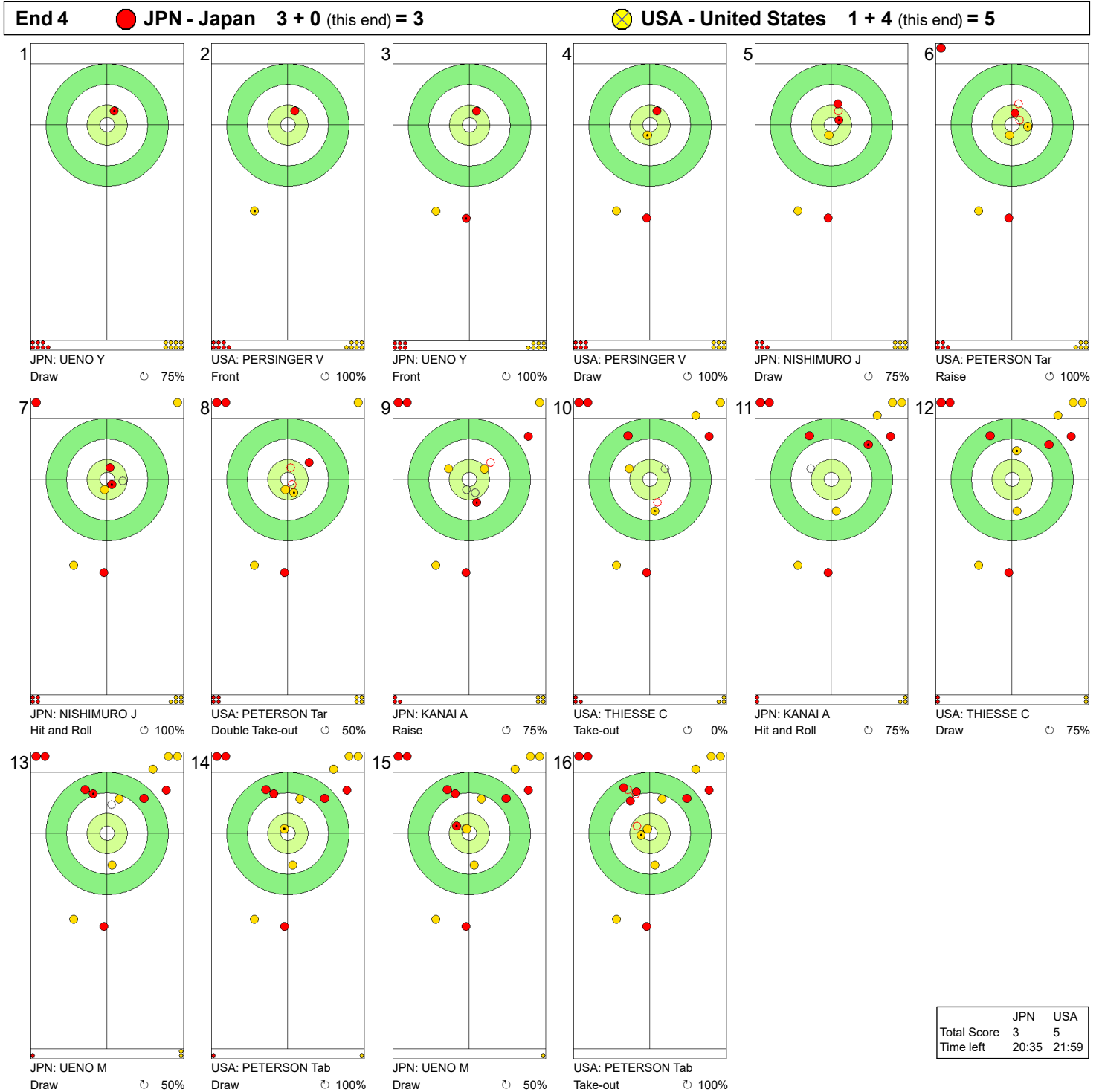


Legend:
 ↻ Clockwise ↺ Counter-clockwise - Not considered

THU 21 MAR 2024
Start Time 9:00

Round Robin Session 15 - Sheet A

Game - Shot by Shot



Legend:
 ↻ Clockwise ↺ Counter-clockwise - Not considered

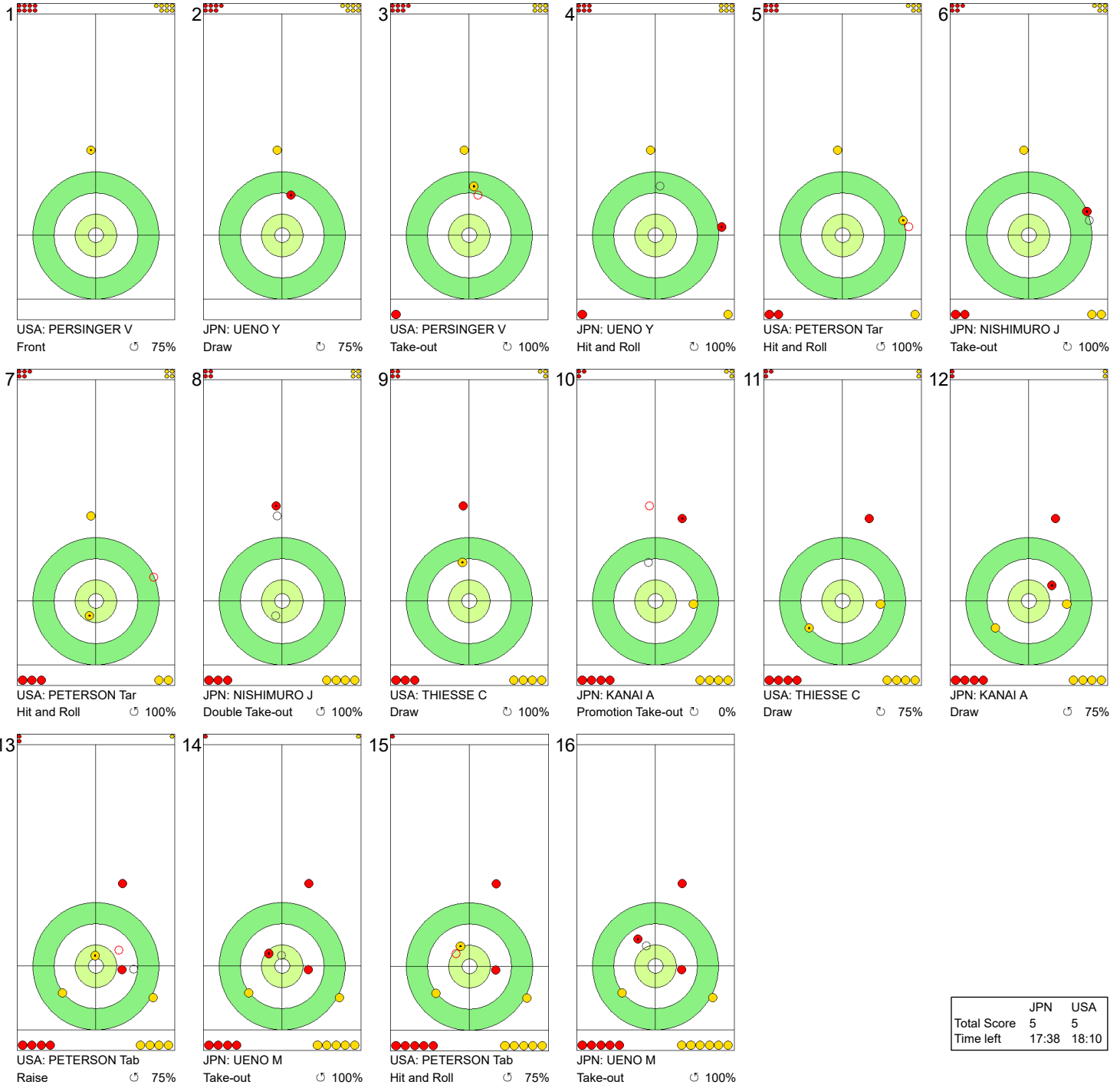
THU 21 MAR 2024
Start Time 9:00

Round Robin Session 15 - Sheet A

WORLD CURLING

Game - Shot by Shot

End 5 ● **JPN - Japan** 3 + 2 (this end) = 5 ● **USA - United States** 5 + 0 (this end) = 5



	JPN	USA
Total Score	5	5
Time left	17:38	18:10

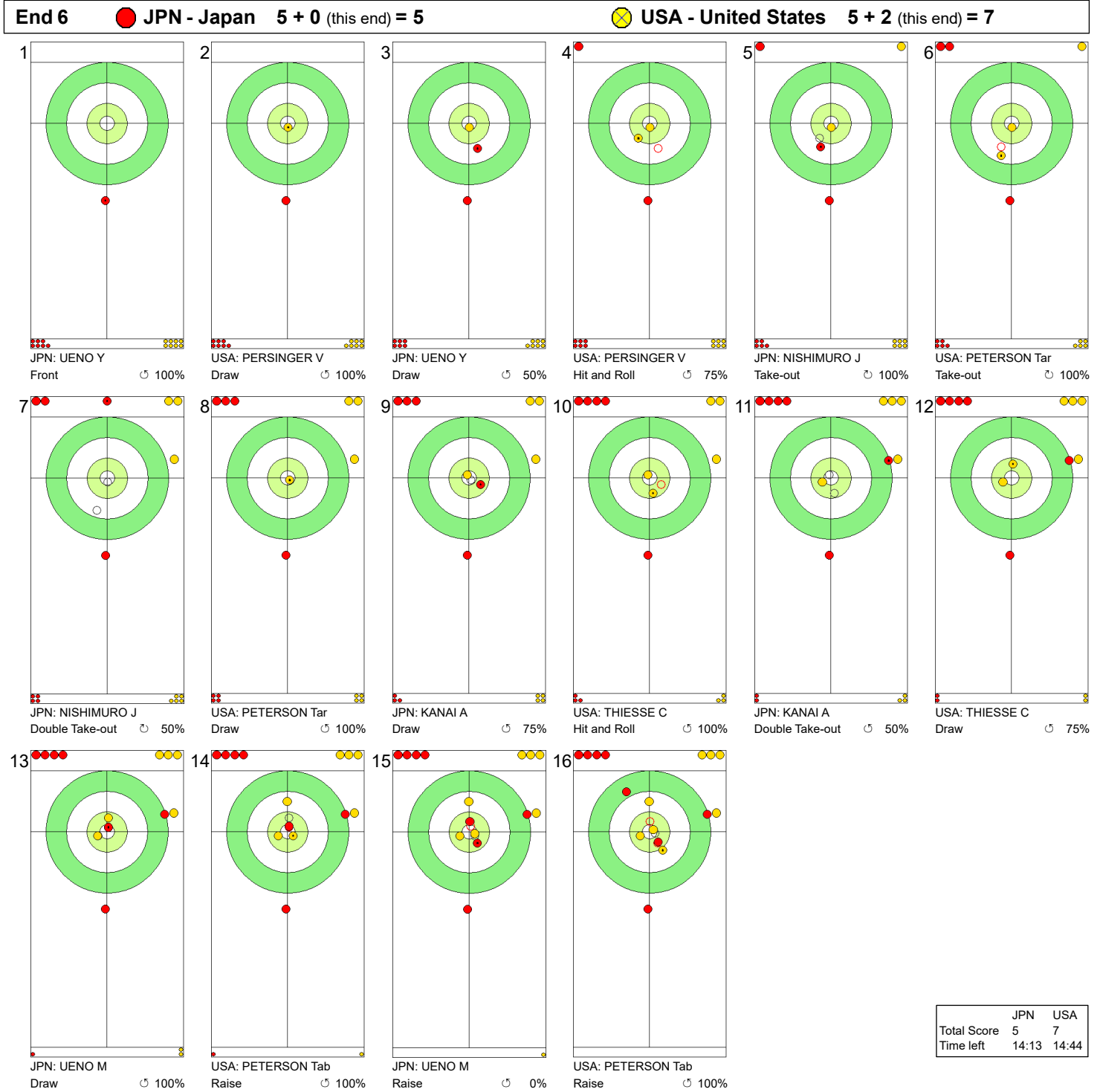
Legend:
 ↻ Clockwise ↺ Counter-clockwise - Not considered

THU 21 MAR 2024
Start Time 9:00

Round Robin Session 15 - Sheet A

WORLD CURLING

Game - Shot by Shot



Legend:
 ↻ Clockwise ↺ Counter-clockwise - Not considered

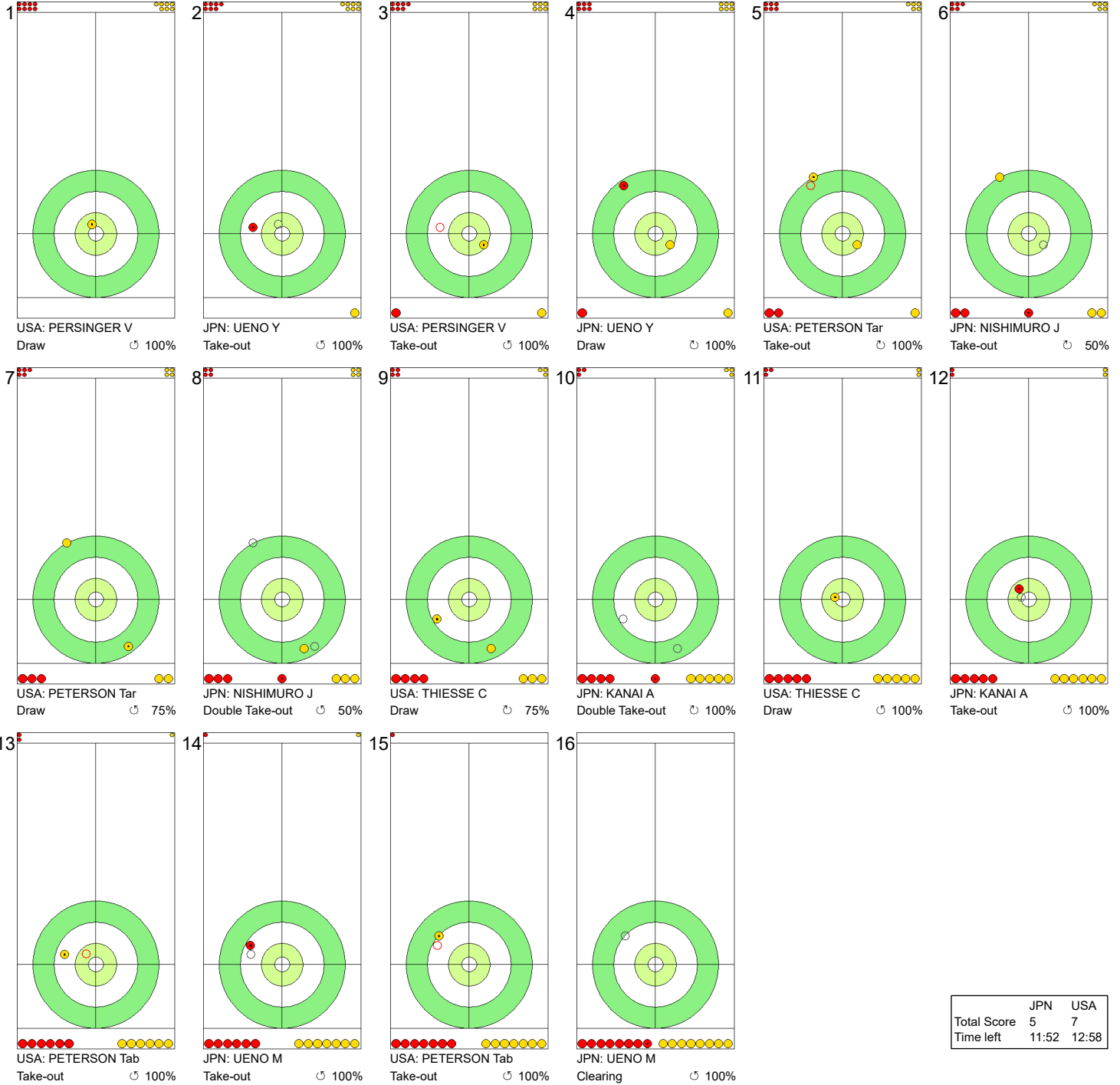
THU 21 MAR 2024
Start Time 9:00

Round Robin Session 15 - Sheet A

WORLD CURLING

Game - Shot by Shot

End 7 **JPN - Japan 5 + 0 (this end) = 5** **USA - United States 7 + 0 (this end) = 7**



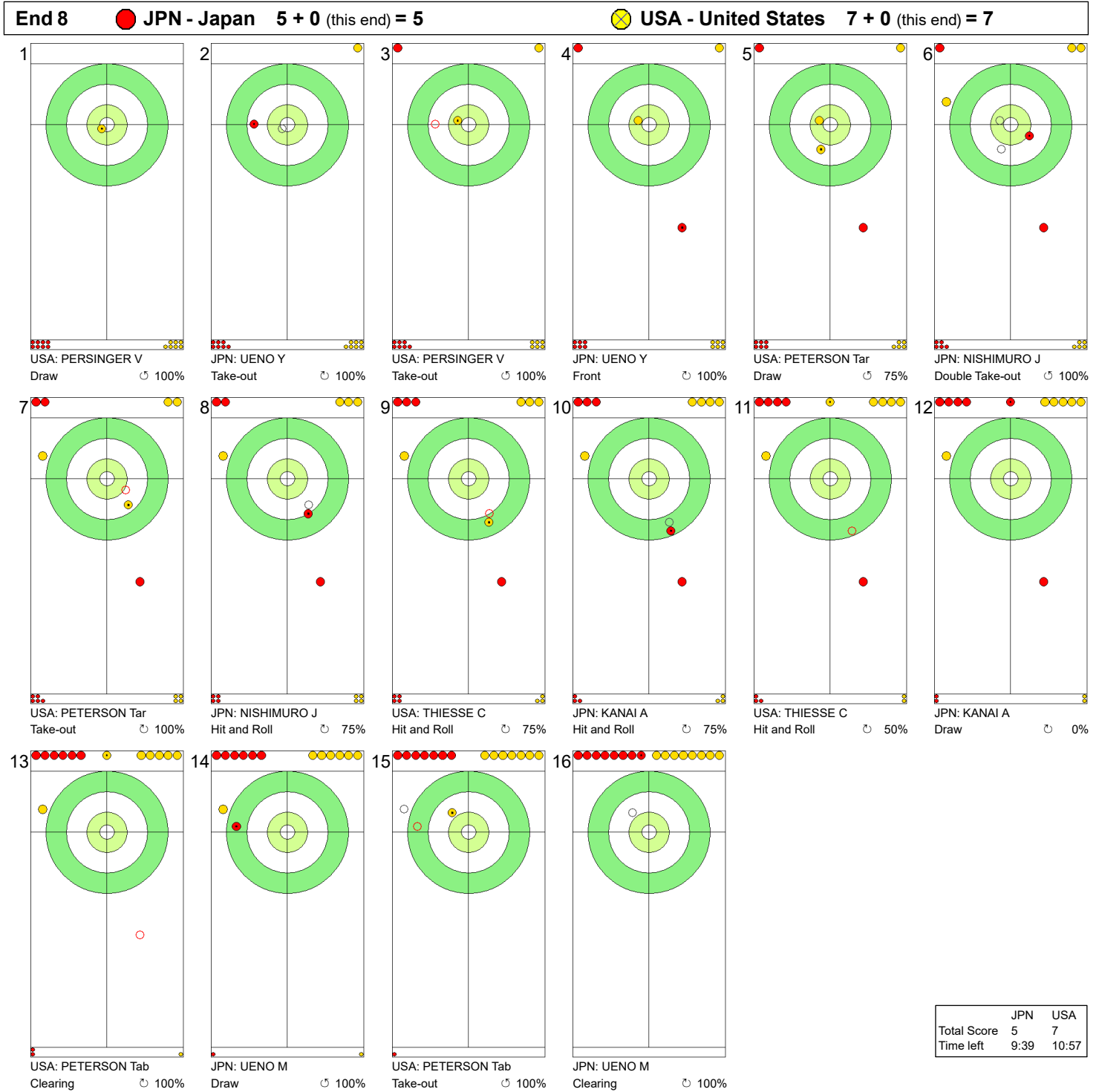
	JPN	USA
Total Score	5	7
Time left	11:52	12:58

Legend:
 ↻ Clockwise ↺ Counter-clockwise - Not considered

THU 21 MAR 2024
Start Time 9:00

Round Robin Session 15 - Sheet A

Game - Shot by Shot



Legend:
 ↻ Clockwise ↺ Counter-clockwise - Not considered

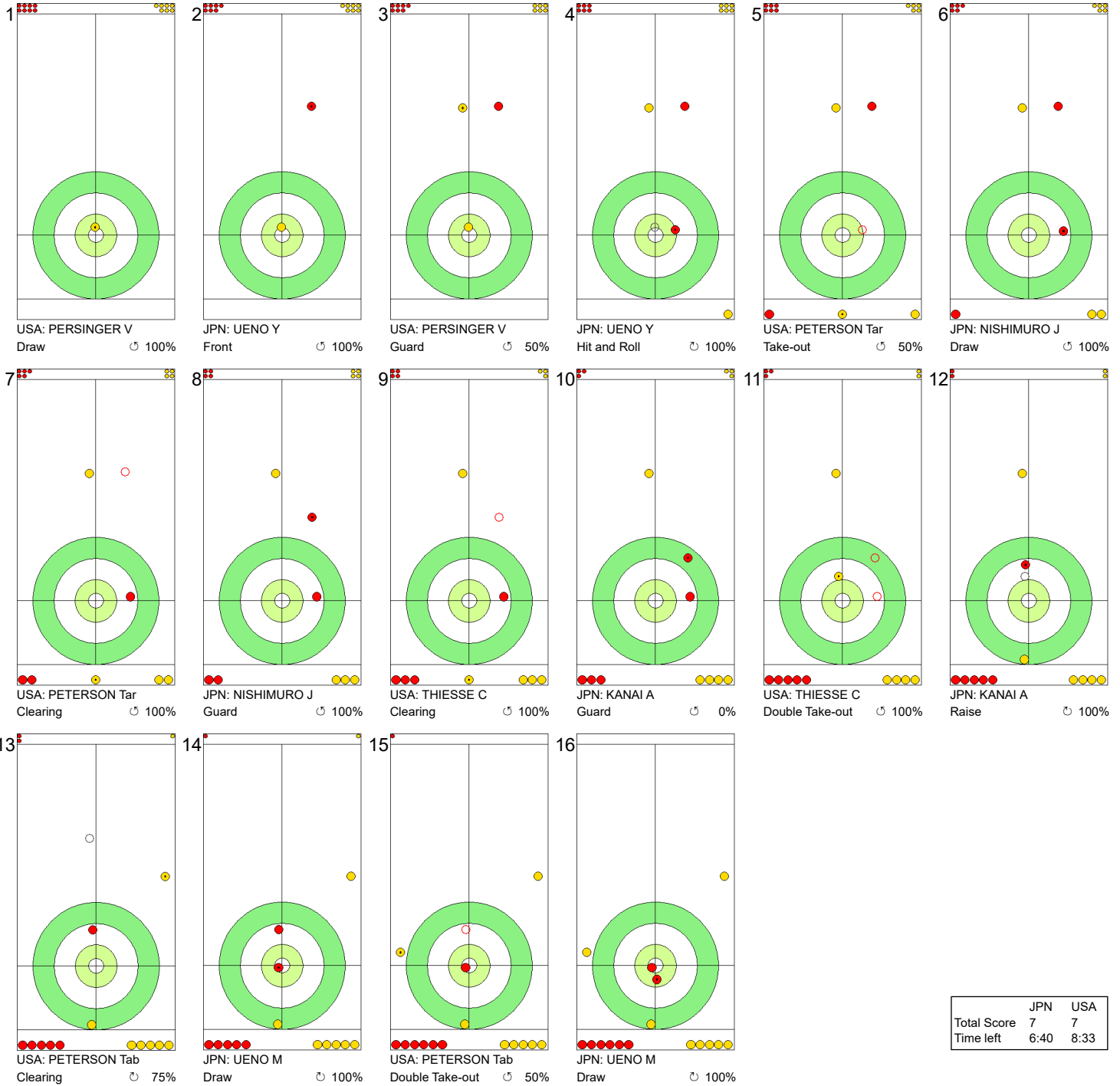
THU 21 MAR 2024
Start Time 9:00

Round Robin Session 15 - Sheet A

WORLD CURLING

Game - Shot by Shot

End 9 **JPN - Japan 5 + 2 (this end) = 7** **USA - United States 7 + 0 (this end) = 7**



	JPN	USA
Total Score	7	7
Time left	6:40	8:33

Legend:
 ↻ Clockwise ↺ Counter-clockwise - Not considered

THU 21 MAR 2024
Start Time 9:00

Round Robin Session 15 - Sheet A

WORLD CURLING

Game - Shot by Shot



Legend:
 ↻ Clockwise ↺ Counter-clockwise - Not considered

THU 21 MAR 2024
Start Time 9:00

Round Robin Session 15 - Sheet B

Game Results

Sheet	Team	LSFE	1	2	3	4	5	6	7	8	9	10	Extra Ends	Total
B	SUI - Switzerland	*	4	1	1	0	4	0	X	X	X	X		10
	NZL - New Zealand		0	0	0	1	0	1	X	X	X	X		2

SUI - Switzerland		Shot Success	Game	All
4 V	PAETZ Alina	98%	86%	
3 S	TIRINZONI Silvana	96%	89%	
2	WITSCHONKE Selina	69%	85%	
1	HOWALD Carole	100%	94%	
A	BERSET Stefanie	75%	83%	
Team Total		91%	88%	

NZL - New Zealand		Shot Success	Game	All
4 S	BECKER Bridget	52%	63%	
3 V	SMITH Courtney	85%	66%	
2	THURLOW Natalie	67%	76%	
1	THOMPSON Holly	83%	78%	
A	SMITH Jessica	-	63%	
Team Total		72%	68%	

Last Stone Draw		Distance
⌚	WITSCHONKE Selina	8.3cm
⌚	HOWALD Carole	23.0cm
Total		31.3cm

Last Stone Draw		Distance
⌚	BECKER Bridget	20.7cm
⌚	SMITH Courtney	26.1cm
Total		46.8cm

Time remaining: 17 minutes 29 seconds

Time remaining: 10 minutes 32 seconds

BERSET S replaced WITSCHONKE S at the beginning of end 5
Revised line-up: (4 V) PAETZ A, (3 S) TIRINZONI S, (2) HOWALD C, (1) BERSET S

Shot Success Analysis

SUI - Switzerland		⌚	⌚	Game
4	PAETZ Alina	Draws 7 96%	2 100%	9 97%
		Take-outs 2 100%	1 100%	3 100%
		Total 9 97%	3 100%	12 98%
3	TIRINZONI Silvana	Draws 0 -	4 88%	4 88%
		Take-outs 7 100%	1 100%	8 100%
		Total 7 100%	5 90%	12 96%
2	WITSCHONKE Selina	Draws 1 75%	1 100%	2 88%
		Take-outs 0 -	6 63%	6 63%
		Total 1 75%	7 68%	8 69%
1	HOWALD Carole	Draws 0 -	8 100%	8 100%
		Take-outs 1 100%	2 100%	3 100%
		Total 1 100%	10 100%	11 100%
A	BERSET Stefanie	Draws 0 -	4 75%	4 75%
		Take-outs 0 -	0 -	0 -
		Total 0 -	4 75%	4 75%
Team		Draws 8 94%	19 92%	27 93%
		Take-outs 10 100%	10 78%	20 89%
		Total 18 97%	29 87%	47 91%

NZL - New Zealand		⌚	⌚	Game
4	BECKER Bridget	Draws 3 58%	5 60%	8 59%
		Take-outs 3 50%	1 0%	4 38%
		Total 6 54%	6 50%	12 52%
3	SMITH Courtney	Draws 7 86%	1 50%	8 81%
		Take-outs 3 100%	1 75%	4 94%
		Total 10 90%	2 63%	12 85%
2	THURLOW Natalie	Draws 5 80%	2 25%	7 64%
		Take-outs 3 67%	2 75%	5 70%
		Total 8 75%	4 50%	12 67%
1	THOMPSON Holly	Draws 7 100%	4 63%	11 86%
		Take-outs 1 50%	0 -	1 50%
		Total 8 94%	4 63%	12 83%
A	SMITH Jessica	Draws 0 -	0 -	0 -
		Take-outs 0 -	0 -	0 -
		Total 0 -	0 -	0 -
Team		Draws 22 85%	12 54%	34 74%
		Take-outs 10 70%	4 56%	14 66%
		Total 32 80%	16 55%	48 72%

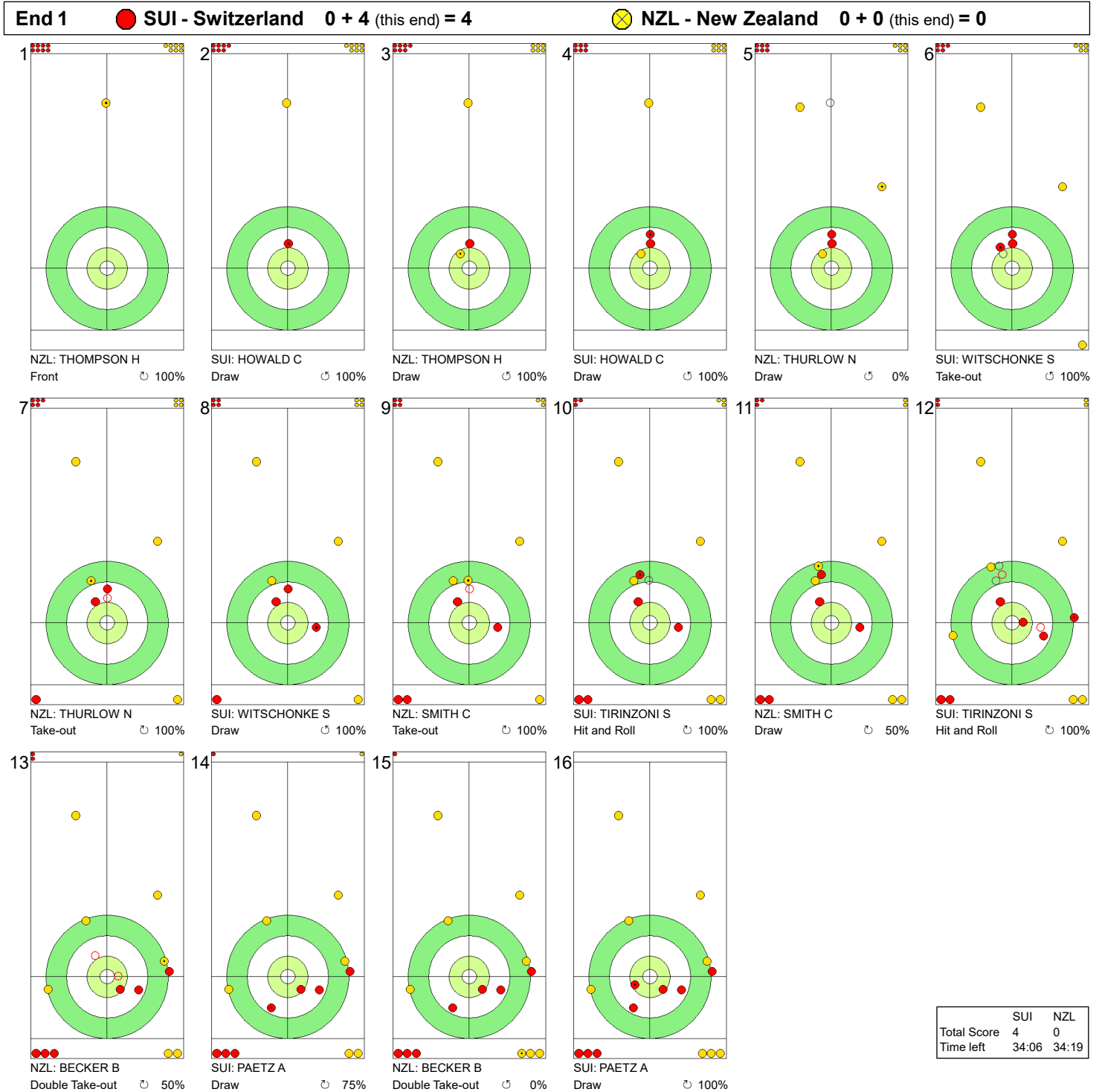
Note:
Position and function for each team member:
4 = Fourth, 3 = Third, 2 = Second, 1 = Lead, A = Alternate, S = Skip, V = Vice-Skip

Legend:
⌚ Clockwise ⌚ Counter-clockwise LSFE(*) Last Stone First End
X Unplayed/unfinished end due to concession

THU 21 MAR 2024
Start Time 9:00

Round Robin Session 15 - Sheet B

Game - Shot by Shot

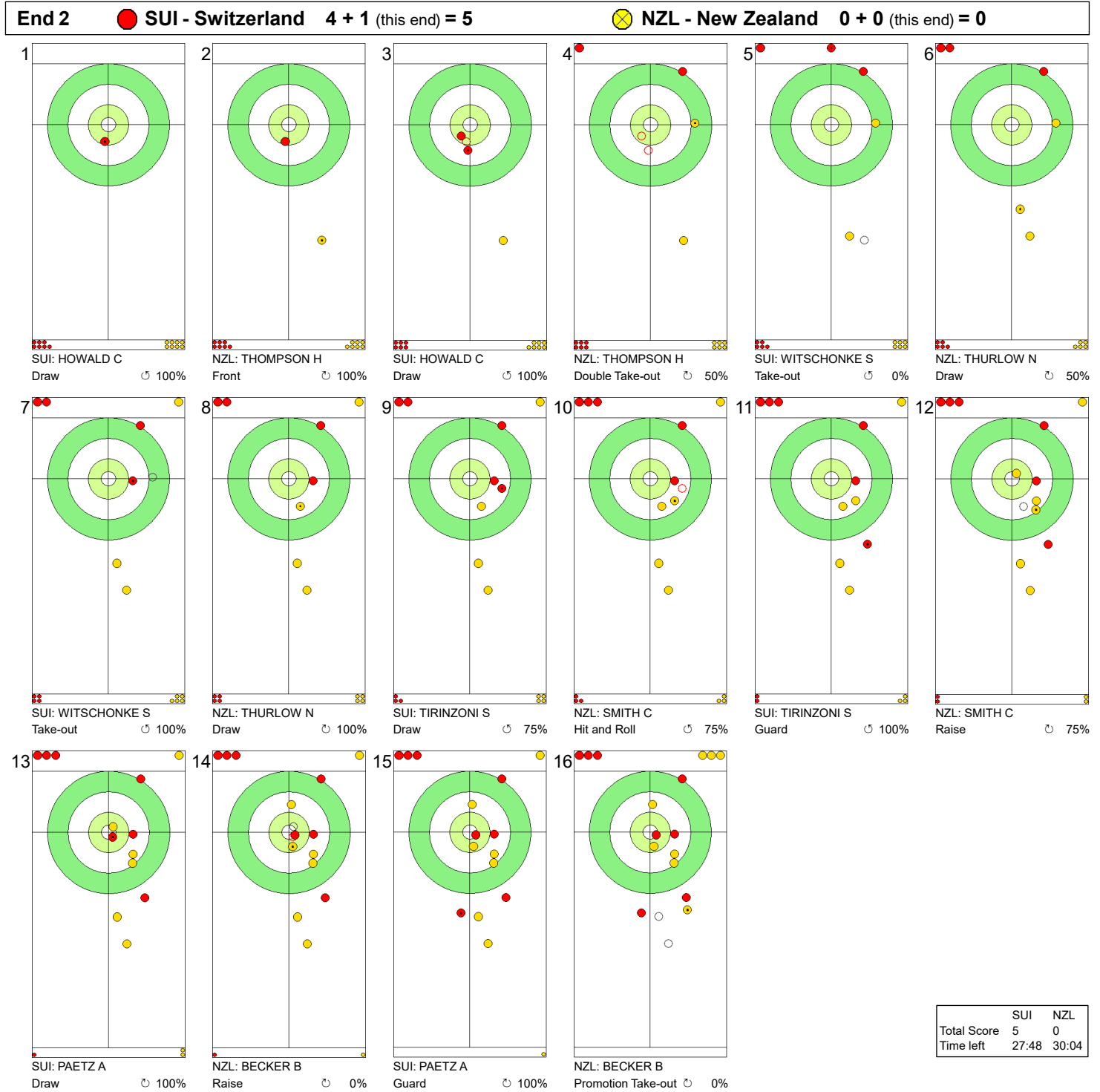


Legend:
↻ Clockwise ↺ Counter-clockwise - Not considered

THU 21 MAR 2024
Start Time 9:00

Round Robin Session 15 - Sheet B

Game - Shot by Shot



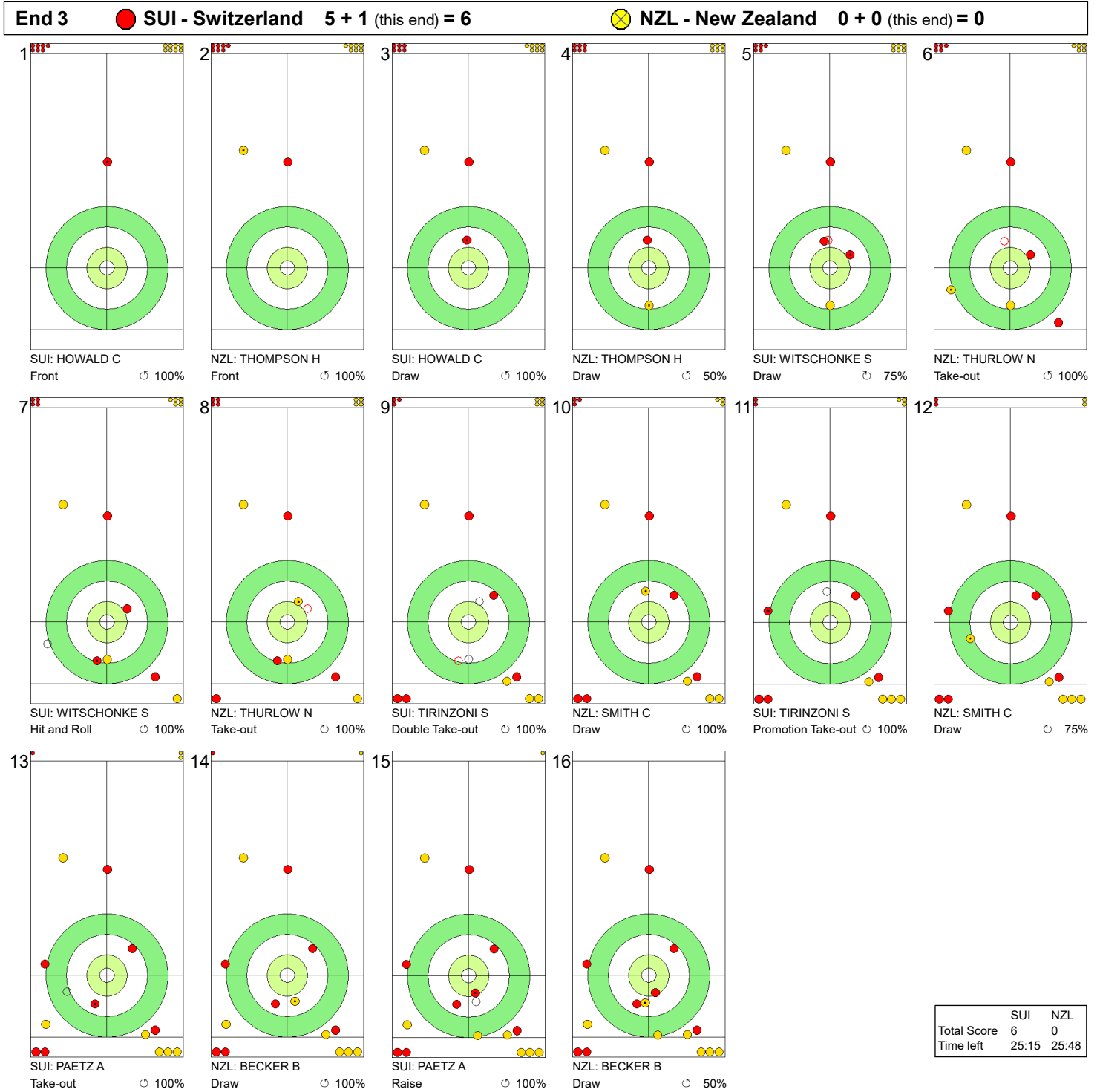
Legend:
 ↻ Clockwise ↺ Counter-clockwise - Not considered

THU 21 MAR 2024
Start Time 9:00

Round Robin Session 15 - Sheet B

WORLD CURLING

Game - Shot by Shot



Legend:
 Clockwise Counter-clockwise - Not considered

THU 21 MAR 2024
Start Time 9:00

Round Robin Session 15 - Sheet B

WORLD CURLING

Game - Shot by Shot

End 4 ● **SUI - Switzerland 6 + 0 (this end) = 6** ● **NZL - New Zealand 0 + 1 (this end) = 1**



	SUI	NZL
Total Score	6	1
Time left	21:47	21:25

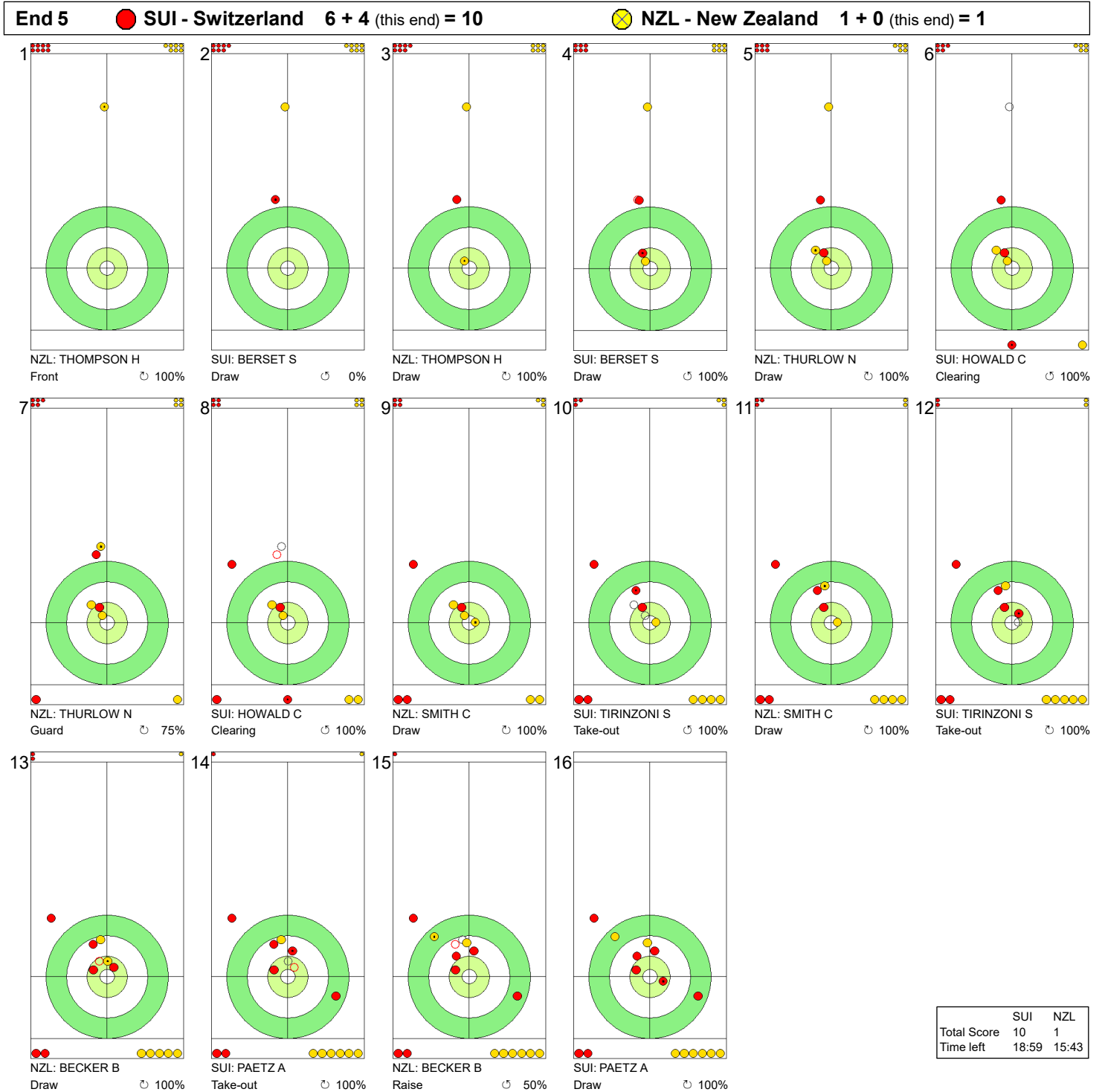
Legend:
 ↻ Clockwise ↺ Counter-clockwise - Not considered

THU 21 MAR 2024
Start Time 9:00

Round Robin Session 15 - Sheet B

WORLD CURLING

Game - Shot by Shot



Legend:
↻ Clockwise ↺ Counter-clockwise - Not considered

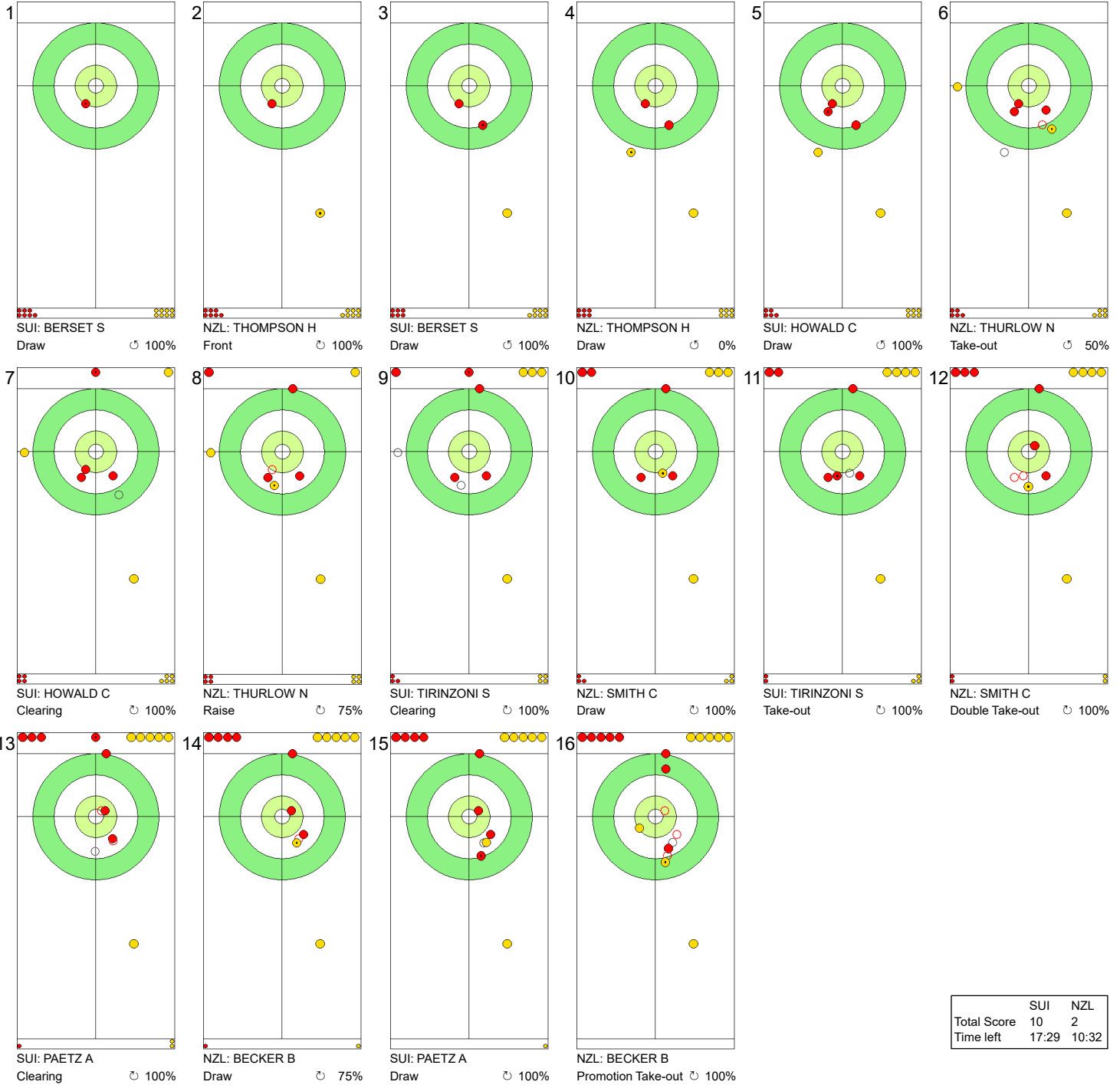
THU 21 MAR 2024
Start Time 9:00

Round Robin Session 15 - Sheet B

WORLD
CURLING

Game - Shot by Shot

End 6 ● **SUI - Switzerland** 10 + 0 (this end) = 10 ● **NZL - New Zealand** 1 + 1 (this end) = 2



	SUI	NZL
Total Score	10	2
Time left	17:29	10:32

Legend:
 ↻ Clockwise ↺ Counter-clockwise - Not considered

THU 21 MAR 2024
Start Time 9:00

Round Robin Session 15 - Sheet C

Game Results

Sheet	Team	LSFE	1	2	3	4	5	6	7	8	9	10	Extra Ends	Total
C	ITA - Italy	*	0	4	0	5	0	1	X	X	X	X		10
	NOR - Norway		0	0	1	0	1	0	X	X	X	X		2

ITA - Italy		Shot Success	Game	All
4 S	CONSTANTINI Stefania	91%		85%
3	MATHIS Elena	79%		80%
2	ROMEI Angela	90%		88%
1 V	ZARDINI LACEDELLI Giulia	92%		91%
A	LO DESERTO Marta	50%		75%
Team Total		86%		86%

NOR - Norway		Shot Success	Game	All
4 V	SKASLIEN Kristin	63%		75%
3 S	ROERVIK Marianne	85%		84%
2	HASLEV NORDBYE Mille	88%		85%
1	ROENNING Martine	100%		92%
A	FORBREGD Ingeborg	63%		63%
Team Total		84%		84%

Last Stone Draw Distance

⌚	CONSTANTINI Stefania	43.3cm
⌚	ZARDINI LACEDELLI Giulia	47.4cm
Total		90.7cm

Last Stone Draw Distance

⌚	SKASLIEN Kristin	31.8cm
⌚	ROENNING Martine	62.7cm
Total		94.5cm

Time remaining: 16 minutes 12 seconds

Time-out: End 6 - ITA stone 7

LO DESERTO M replaced ROMEI A at the beginning of end 6

Time remaining: 16 minutes 47 seconds

FORBREGD I replaced SKASLIEN K at the beginning of end 6
Revised line-up: (4 S) ROERVIK M, (3) HASLEV NORDBYE M, (2) FORBREGD I, (1 V) ROENNING M

Shot Success Analysis

ITA - Italy		⌚	⌚	Game	
4	CONSTANTINI Stefania	Draws	2 50%	2 100%	4 75%
		Take-outs	3 100%	4 100%	7 100%
		Total	5 80%	6 100%	11 91%
3	MATHIS Elena	Draws	0 -	1 100%	1 100%
		Take-outs	5 80%	6 75%	11 77%
		Total	5 80%	7 79%	12 79%
2	ROMEI Angela	Draws	1 100%	2 100%	3 100%
		Take-outs	2 88%	5 85%	7 86%
		Total	3 92%	7 89%	10 90%
1	ZARDINI LACEDELLI Giulia	Draws	2 100%	7 86%	9 89%
		Take-outs	2 100%	1 100%	3 100%
		Total	4 100%	8 88%	12 92%
A	LO DESERTO Marta	Draws	0 -	0 -	0 -
		Take-outs	0 -	2 50%	2 50%
		Total	0 -	2 50%	2 50%
Team		Draws	5 80%	12 92%	17 88%
		Take-outs	12 90%	18 82%	30 85%
		Total	17 87%	30 86%	47 86%

NOR - Norway		⌚	⌚	Game	
4	SKASLIEN Kristin	Draws	4 69%	3 42%	7 57%
		Take-outs	0 -	3 75%	3 75%
		Total	4 69%	6 58%	10 63%
3	ROERVIK Marianne	Draws	4 75%	4 88%	8 81%
		Take-outs	3 92%	1 100%	4 94%
		Total	7 82%	5 90%	12 85%
2	HASLEV NORDBYE Mille	Draws	0 -	9 86%	9 86%
		Take-outs	2 100%	1 75%	3 92%
		Total	2 100%	10 85%	12 88%
1	ROENNING Martine	Draws	2 100%	8 100%	10 100%
		Take-outs	2 100%	0 -	2 100%
		Total	4 100%	8 100%	12 100%
A	FORBREGD Ingeborg	Draws	0 -	2 63%	2 63%
		Take-outs	0 -	0 -	0 -
		Total	0 -	2 63%	2 63%
Team		Draws	10 78%	26 84%	36 82%
		Take-outs	7 96%	5 80%	12 90%
		Total	17 85%	31 83%	48 84%

Note:
Position and function for each team member:
4 = Fourth, 3 = Third, 2 = Second, 1 = Lead, A = Alternate, S = Skip, V = Vice-Skip

Legend:
⌚ Clockwise ⌚ Counter-clockwise LSFE(*) Last Stone First End
X Unplayed/unfinished end due to concession

THU 21 MAR 2024
Start Time 9:00

Round Robin Session 15 - Sheet C

Game - Shot by Shot

End 1 ● **ITA - Italy** 0 + 0 (this end) = 0 ● **NOR - Norway** 0 + 0 (this end) = 0

1 NOR: ROENNING M Draw ⌚ 100% 2 ITA: ZARDINI LACEDELLI Take-out ⌚ 100% 3 NOR: ROENNING M Take-out ⌚ 100% 4 ITA: ZARDINI LACEDELLI Take-out ⌚ 100% 5 NOR: HASLEV NORDBYE M Take-out ⌚ 100% 6 ITA: ROMEI A Take-out ⌚ 100%

7 NOR: HASLEV NORDBYE M Take-out ⌚ 100% 8 ITA: ROMEI A Take-out ⌚ 100% 9 NOR: ROERVIK M Take-out ⌚ 100% 10 ITA: MATHIS E Take-out ⌚ 100% 11 NOR: ROERVIK M Take-out ⌚ 100% 12 ITA: MATHIS E Take-out ⌚ 100%

13 NOR: SKASLIEN K Take-out ⌚ 100% 14 ITA: CONSTANTINI S Take-out ⌚ 100% 15 NOR: SKASLIEN K Take-out ⌚ 50% 16 ITA: CONSTANTINI S Through -

	ITA	NOR
Total Score	0	0
Time left	36:46	36:07

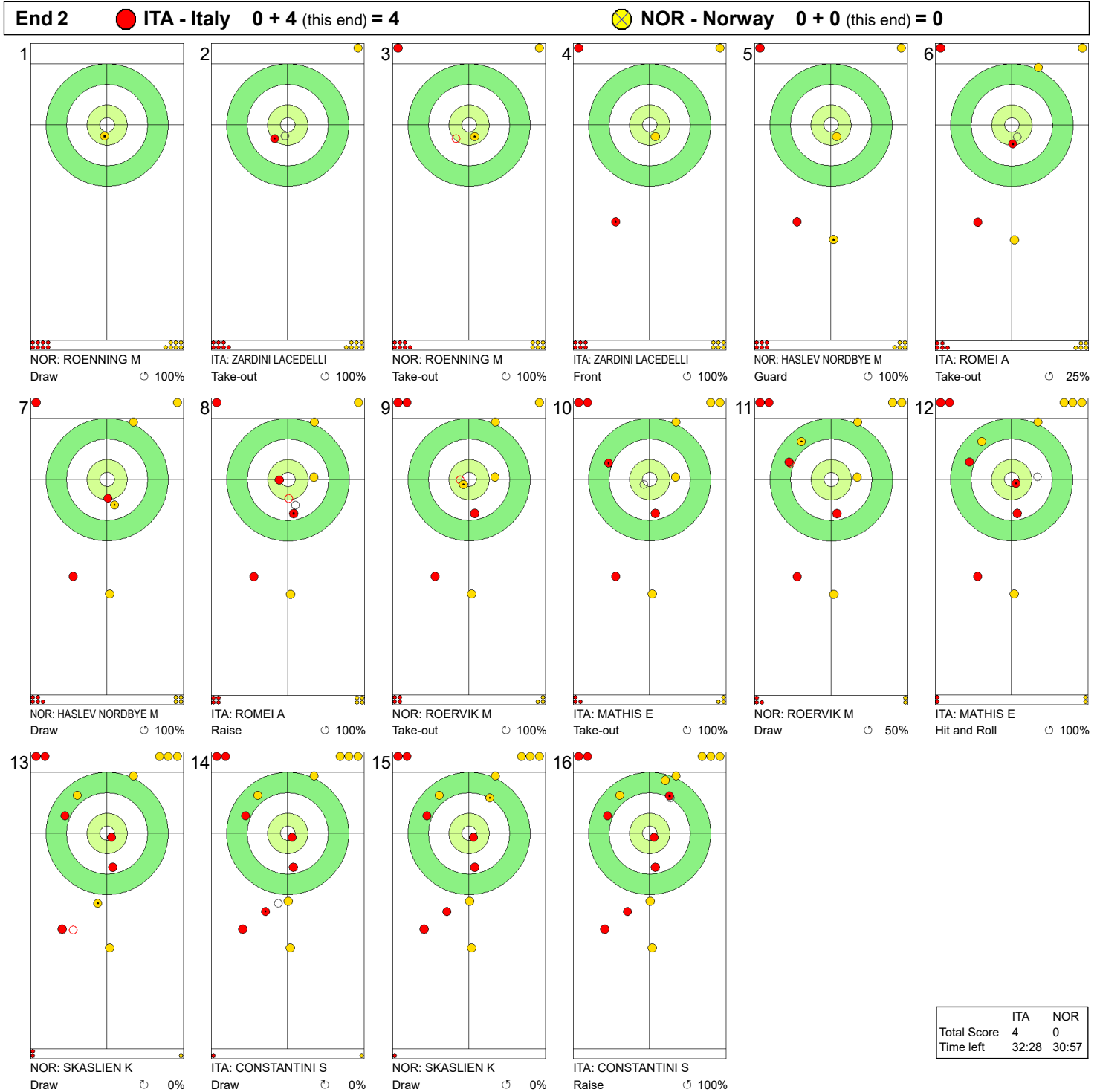
Legend:
 ⌚ Clockwise ⌚ Counter-clockwise - Not considered

THU 21 MAR 2024
Start Time 9:00

Round Robin Session 15 - Sheet C

WORLD CURLING

Game - Shot by Shot



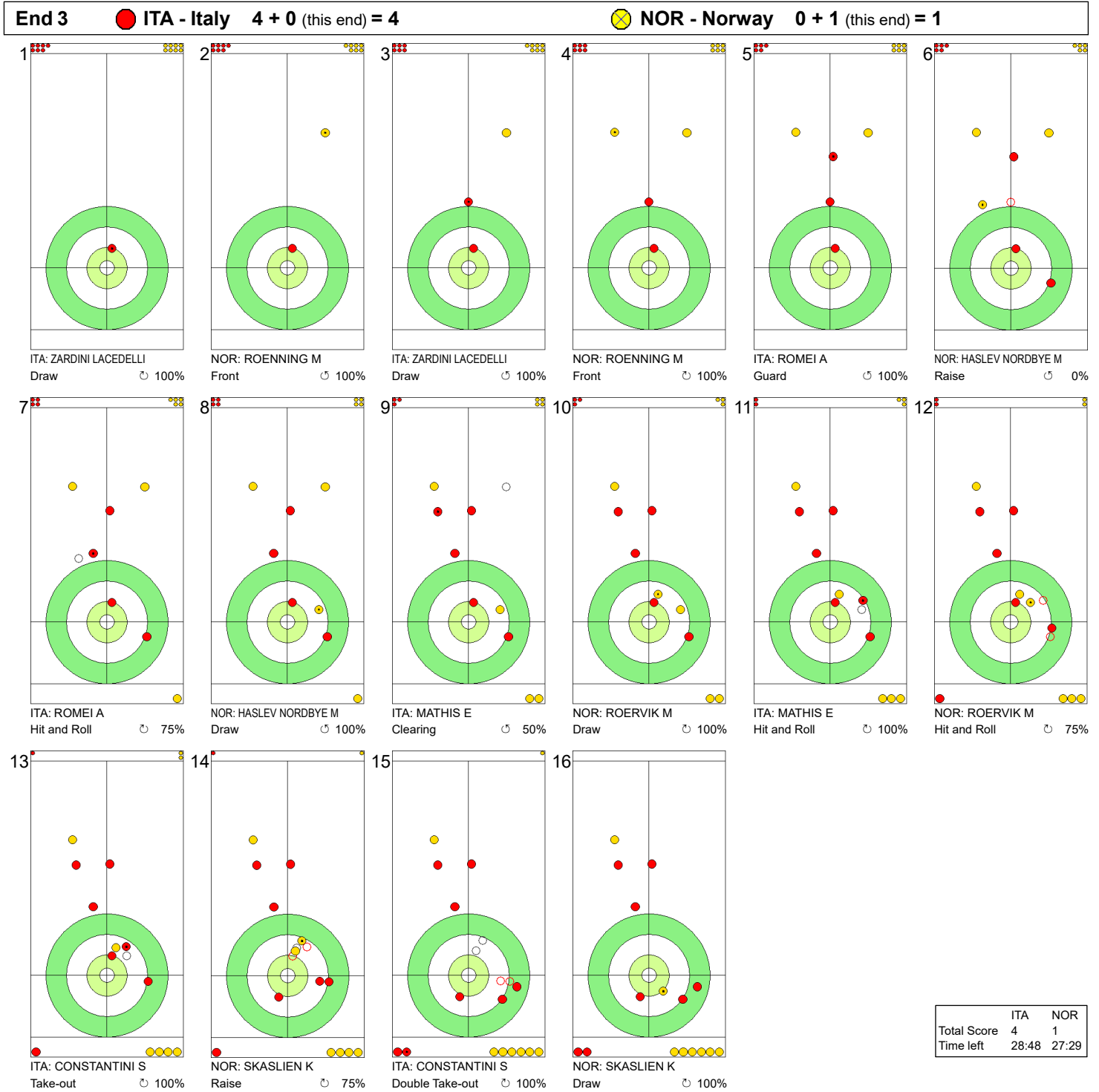
Legend:
 ↻ Clockwise ↺ Counter-clockwise - Not considered

THU 21 MAR 2024
Start Time 9:00

Round Robin Session 15 - Sheet C

WORLD CURLING

Game - Shot by Shot



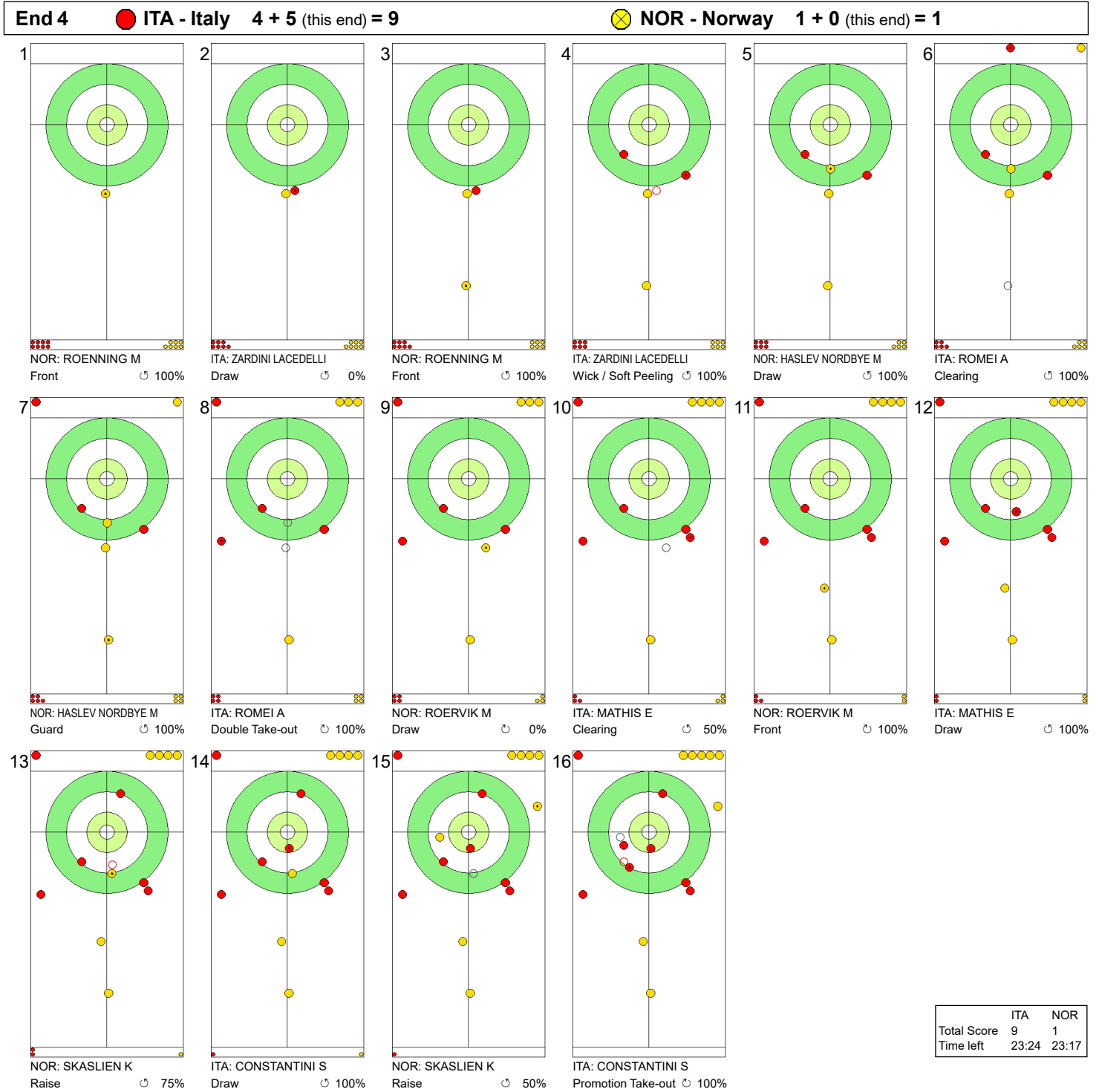
Legend:
 ↻ Clockwise ↺ Counter-clockwise - Not considered

THU 21 MAR 2024
Start Time 9:00

Round Robin Session 15 - Sheet C

WORLD CURLING

Game - Shot by Shot

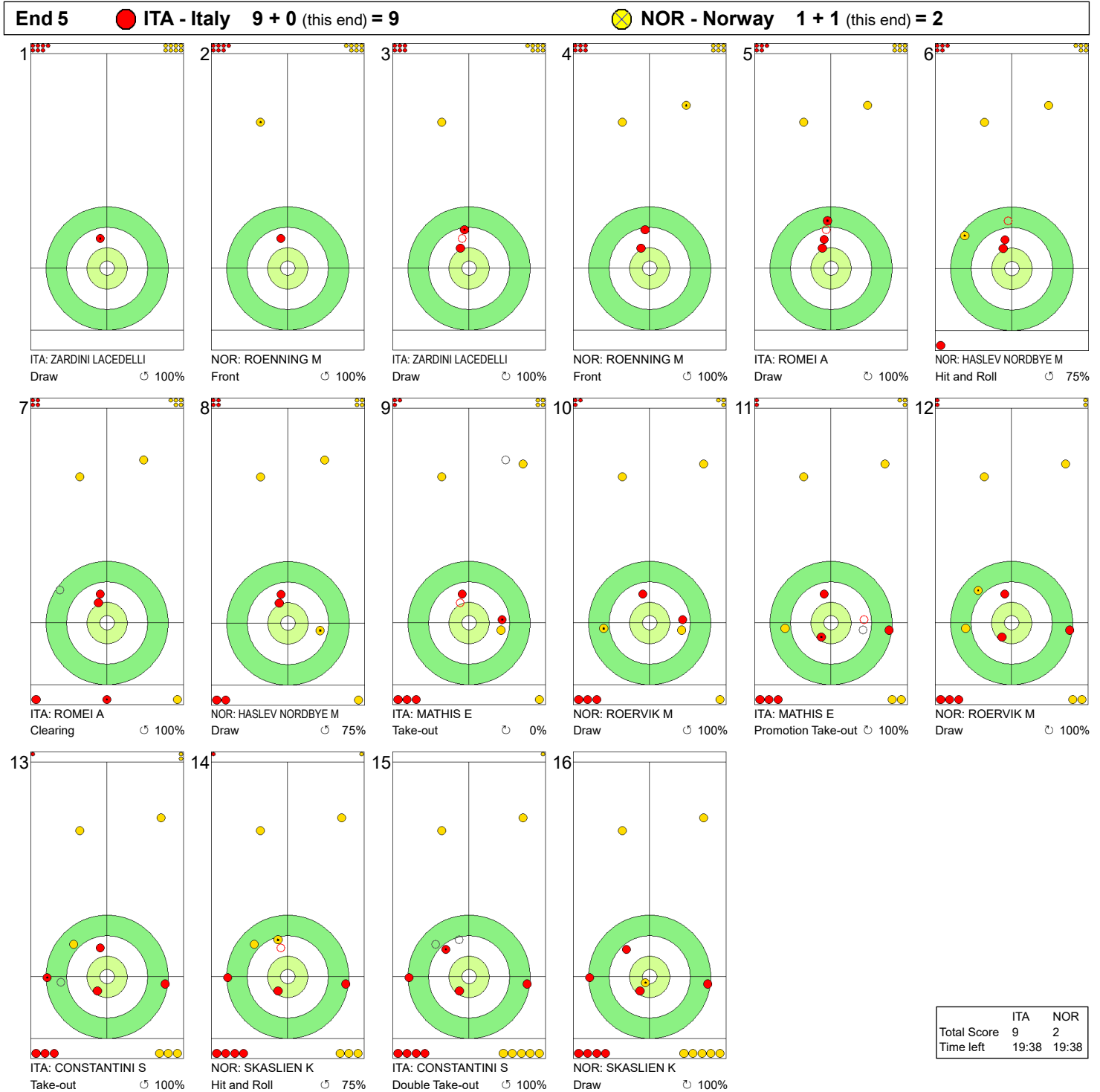


Legend:
 ↻ Clockwise ↺ Counter-clockwise - Not considered

THU 21 MAR 2024
Start Time 9:00

Round Robin Session 15 - Sheet C

Game - Shot by Shot

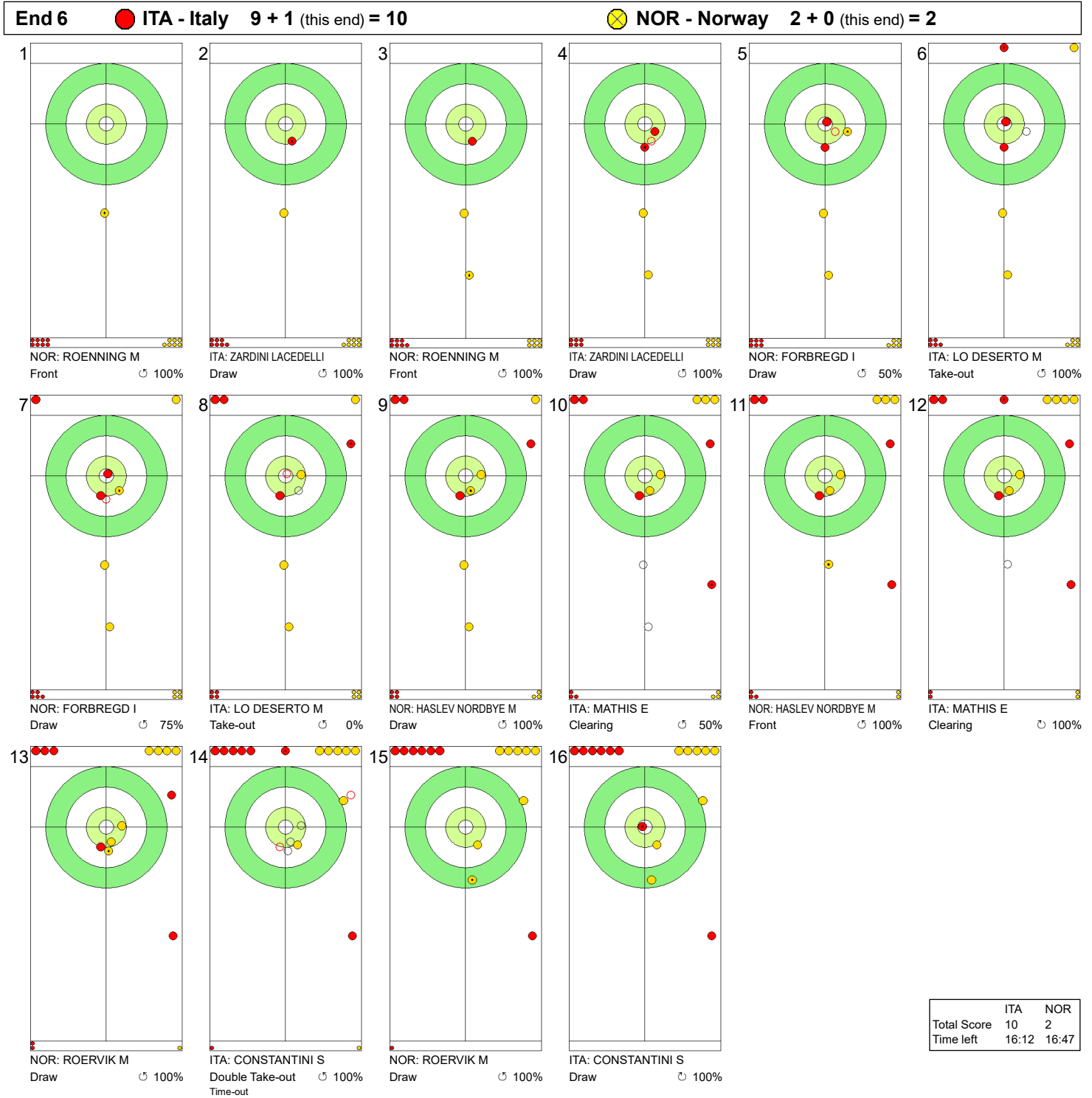


Legend:
 ↻ Clockwise ↺ Counter-clockwise - Not considered

THU 21 MAR 2024
Start Time 9:00

Round Robin Session 15 - Sheet C

Game - Shot by Shot



Legend:
 ● Clockwise ● Counter-clockwise - Not considered

THU 21 MAR 2024
Start Time 9:00

Round Robin Session 15 - Sheet D

Game Results

Sheet	Team	LSFE	1	2	3	4	5	6	7	8	9	10	Extra Ends	Total
D	CAN - Canada		3	4	1	0	1	0	X	X	X	X		9
	EST - Estonia	*	0	0	0	2	0	2	X	X	X	X		4

CAN - Canada		Shot Success	Game	All
4 S	HOMAN Rachel	90%	89%	
3 V	FLEURY Tracy	92%	85%	
2	MISKEW Emma	84%	89%	
1	WILKES Sarah	95%	90%	
A	BROWN Rachel	50%	50%	
Team Total		88%	88%	

EST - Estonia		Shot Success	Game	All
4	TUVIKE Erika	73%	65%	
3 V	LAIDSALU Kerli	83%	75%	
2 S	TURMANN Liisa	73%	74%	
1	GROSSMANN Heili	69%	81%	
A	-	-	-	
Team Total		74%	74%	

Last Stone Draw Distance

⌚	WILKES Sarah	44.9cm
⌚	FLEURY Tracy	69.9cm
Total		114.8cm

Last Stone Draw Distance

⌚	TUVIKE Erika	25.3cm
⌚	LAIDSALU Kerli	69.1cm
Total		94.4cm

Time remaining: 19 minutes 35 seconds

Time remaining: 16 minutes 3 seconds

BROWN R replaced WILKES S at the beginning of end 6

Shot Success Analysis

CAN - Canada		⌚	⌚	Game
4	HOMAN Rachel	Draws 2 100%	3 92%	5 95%
		Take-outs 3 83%	4 88%	7 86%
		Total 5 90%	7 89%	12 90%
3	FLEURY Tracy	Draws 2 100%	1 100%	3 100%
		Take-outs 3 100%	6 83%	9 89%
		Total 5 100%	7 86%	12 92%
2	MISKEW Emma	Draws 2 88%	0 -	2 88%
		Take-outs 4 100%	5 70%	9 83%
		Total 6 96%	5 70%	11 84%
1	WILKES Sarah	Draws 7 93%	3 100%	10 95%
		Take-outs 0 -	0 -	0 -
		Total 7 93%	3 100%	10 95%
A	BROWN Rachel	Draws 1 100%	1 0%	2 50%
		Take-outs 0 -	0 -	0 -
		Total 1 100%	1 0%	2 50%
Team		Draws 14 95%	8 84%	22 91%
		Take-outs 10 95%	15 80%	25 86%
		Total 24 95%	23 82%	47 88%

EST - Estonia		⌚	⌚	Game
4	TUVIKE Erika	Draws 5 80%	6 63%	11 70%
		Take-outs 1 100%	0 -	1 100%
		Total 6 83%	6 63%	12 73%
3	LAIDSALU Kerli	Draws 7 96%	1 100%	8 97%
		Take-outs 2 50%	2 63%	4 56%
		Total 9 86%	3 75%	12 83%
2	TURMANN Liisa	Draws 9 78%	2 63%	11 75%
		Take-outs 0 -	1 50%	1 50%
		Total 9 78%	3 58%	12 73%
1	GROSSMANN Heili	Draws 7 57%	5 85%	12 69%
		Take-outs 0 -	0 -	0 -
		Total 7 57%	5 85%	12 69%
A	-	Draws 0 -	0 -	0 -
		Take-outs 0 -	0 -	0 -
		Total 0 -	0 -	0 -
Team		Draws 28 78%	14 73%	42 76%
		Take-outs 3 67%	3 58%	6 63%
		Total 31 77%	17 71%	48 74%

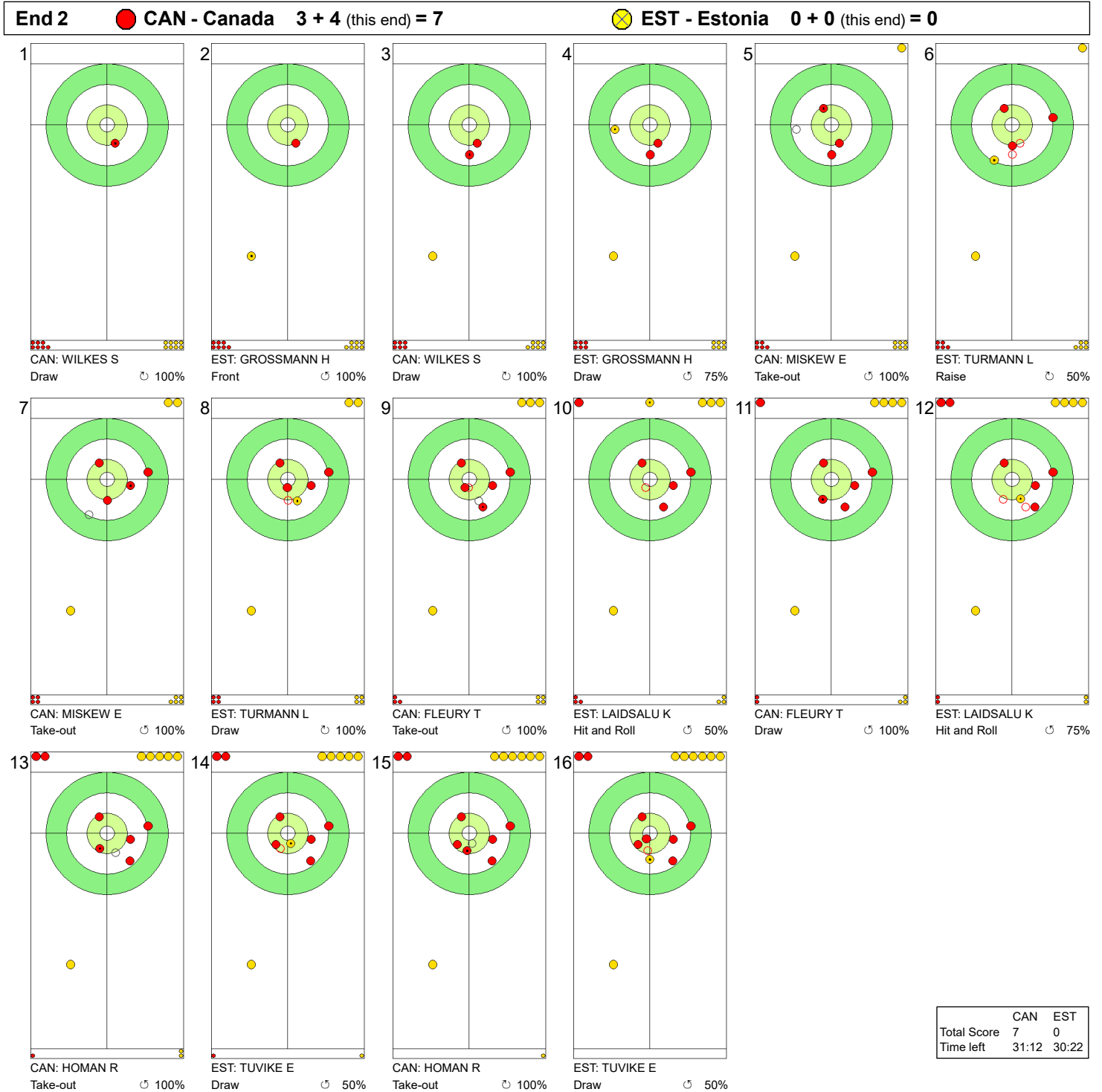
Note:
Position and function for each team member:
4 = Fourth, 3 = Third, 2 = Second, 1 = Lead, A = Alternate, S = Skip, V = Vice-Skip

Legend:
⌚ Clockwise ⌚ Counter-clockwise LSFE(*) Last Stone First End
X Unplayed/unfinished end due to concession

THU 21 MAR 2024
Start Time 9:00

Round Robin Session 15 - Sheet D

Game - Shot by Shot



Legend:
↻ Clockwise ↺ Counter-clockwise - Not considered

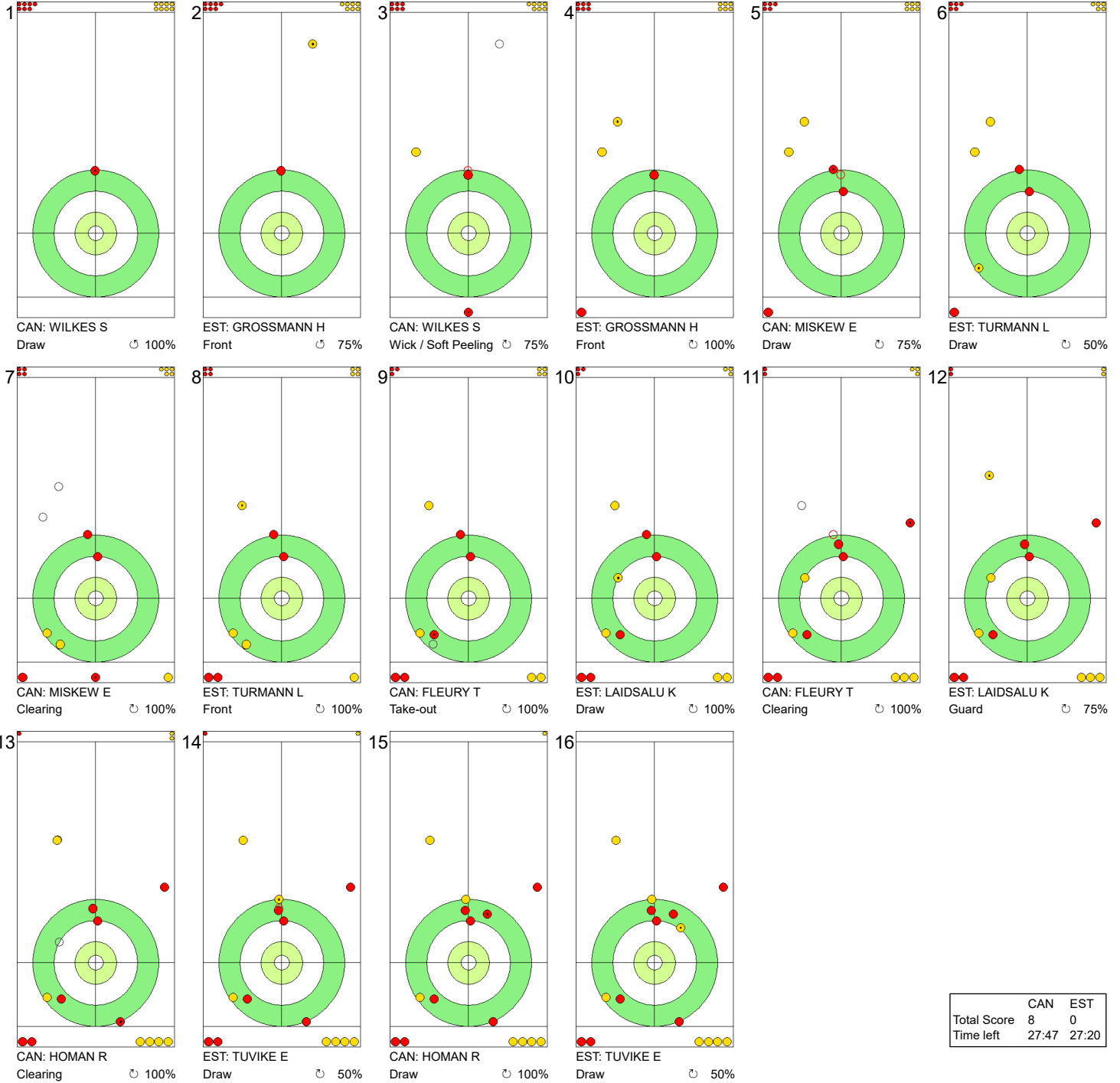
THU 21 MAR 2024
Start Time 9:00

Round Robin Session 15 - Sheet D

WORLD CURLING

Game - Shot by Shot

End 3 **CAN - Canada 7 + 1 (this end) = 8** **EST - Estonia 0 + 0 (this end) = 0**



	CAN	EST
Total Score	8	0
Time left	27:47	27:20

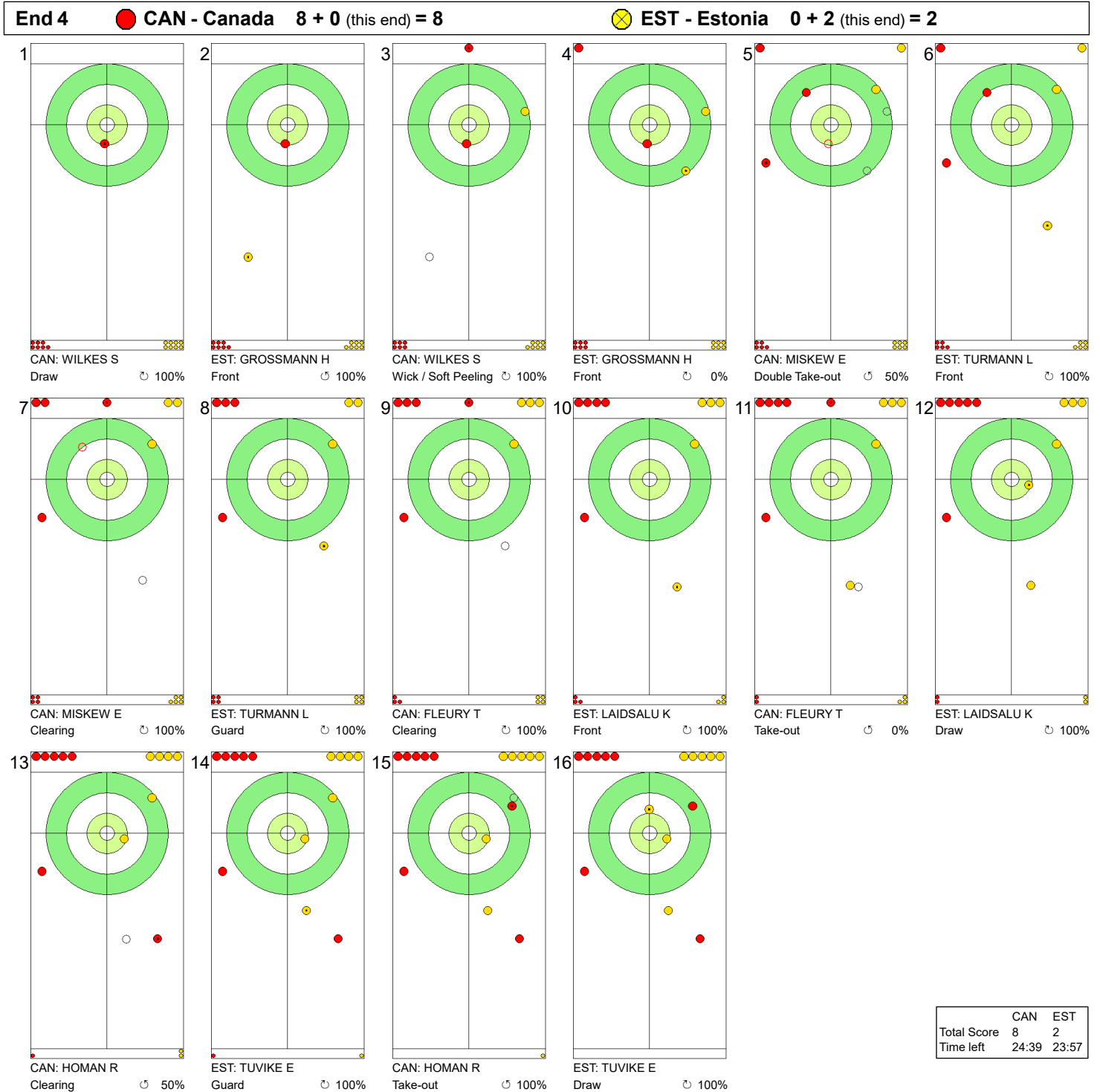
Legend:
 Clockwise
 Counter-clockwise
 - Not considered

THU 21 MAR 2024
Start Time 9:00

Round Robin Session 15 - Sheet D

WORLD
CURLING

Game - Shot by Shot



Legend:
 Clockwise
 Counter-clockwise
 - Not considered

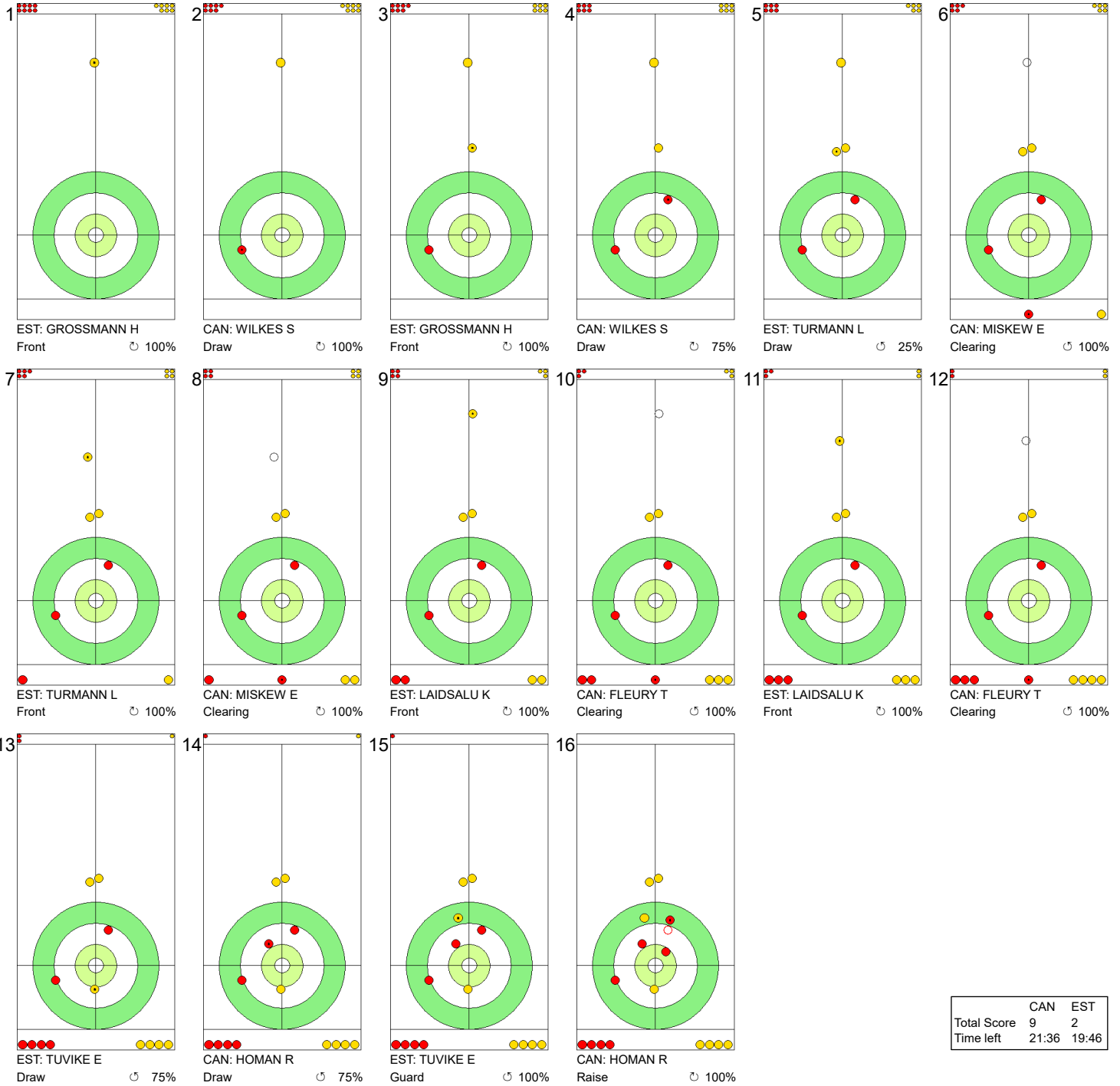
THU 21 MAR 2024
Start Time 9:00

Round Robin Session 15 - Sheet D

WORLD CURLING

Game - Shot by Shot

End 5 **CAN - Canada 8 + 1 (this end) = 9** **EST - Estonia 2 + 0 (this end) = 2**



	CAN	EST
Total Score	9	2
Time left	21:36	19:46

Legend:
 ↻ Clockwise ↺ Counter-clockwise - Not considered

THU 21 MAR 2024
Start Time 9:00

Round Robin Session 15 - Sheet D

WORLD CURLING

Game - Shot by Shot

End 6			CAN - Canada 9 + 0 (this end) = 9			EST - Estonia 2 + 2 (this end) = 4											
1		CAN: BROWN R Draw 100%	2		EST: GROSSMANN H Front 100%	3		CAN: BROWN R Wick / Soft Peeling 0% Free guard zone violation	4		EST: GROSSMANN H Draw 0%	5		CAN: MISKEW E Through -	6		EST: TURMANN L Front 100%
7		CAN: MISKEW E Clearing 100%	8		EST: TURMANN L Front 100%	9		CAN: FLEURY T Clearing 100%	10		EST: LAIDSALU K Front 100%	11		CAN: FLEURY T Clearing 100%	12		EST: LAIDSALU K Draw 100%
13		CAN: HOMAN R Clearing 50%	14		EST: TUVIKE E Draw 100%	15		CAN: HOMAN R Hit and Roll 100%	16		EST: TUVIKE E Double Take-out 100%						

	CAN	EST
Total Score	9	4
Time left	19:35	16:03

Legend:
 Clockwise
 Counter-clockwise
 - Not considered

WED 20 MAR 2024
Start Time 19:00

Round Robin Session 14

**WORLD
CURLING**

Session Results and Standings

Sheet	Team	LSD/LSFE	1	2	3	4	5	6	7	8	9	10	Extra Ends	Total
A	SWE - Sweden	64.7cm	0	0	0	2	0	1	1	0	1	0		5
	KOR - Korea	46.9cm *	1	0	0	0	2	0	0	2	0	2		7
B	TUR - Türkiye	169.1cm	0	0	0	1	0	0	3	0	1	0		5
	CAN - Canada	23.3cm *	0	2	0	0	0	1	0	1	0	5		9
C	SCO - Scotland	31.1cm *	0	0	3	0	1	0	1	0	1	0		6
	USA - United States	32.0cm	0	3	0	1	0	2	0	1	0	1		8
D	NZL - New Zealand	149.9cm	0	0	0	0	0	1	0	X	X	X		1
	DEN - Denmark	74.7cm *	1	2	1	0	2	0	1	X	X	X		7

Current Standings

Rank	Team	Games	Wins	Losses	
1	CAN - Canada	8	8	0	Q
2	ITA - Italy	8	7	1	
3	KOR - Korea	8	6	2	
3	SUI - Switzerland	8	6	2	
5	DEN - Denmark	9	6	3	
6	SWE - Sweden	9	5	4	
7	JPN - Japan	8	3	5	
7	NOR - Norway	8	3	5	
7	USA - United States	8	3	5	
10	SCO - Scotland	9	3	6	
11	TUR - Türkiye	9	2	7	
12	EST - Estonia	8	1	7	
12	NZL - New Zealand	8	1	7	

Attendance

Session: 1'264 Total: 21'746

Note:
Under WCF rules, tie-breaking rules for standings are not applied until after the last game of the round robin.

Legend:
LSD Last Stone Draw **LSFE(*)** Last Stone First End **Q** Qualified for the play-offs
X Unplayed/unfinished end due to concession

WED 20 MAR 2024
Start Time 19:00

Round Robin Session 14 - Sheet A

Game Results

Sheet	Team	LSFE	1	2	3	4	5	6	7	8	9	10	Extra Ends	Total
A	SWE - Sweden		0	0	0	2	0	1	1	0	1	0		5
	KOR - Korea	*	1	0	0	0	2	0	0	2	0	2		7

SWE - Sweden		Shot Success	Game	All
4 S	HASSELBORG Anna	88%	84%	
3 V	McMANUS Sara	93%	89%	
2	KNOCHENHAUER Agnes	79%	84%	
1	MABERGS Sofia	91%	90%	
A	HELDIN Johanna	-	-	
Team Total		88%	87%	

KOR - Korea		Shot Success	Game	All
4 S	GIM Eunji	86%	78%	
3 V	KIM Minji	94%	83%	
2	KIM Suji	93%	85%	
1	SEOL Yeeun	93%	88%	
A	SEOL Yeji	-	88%	
Team Total		91%	84%	

Last Stone Draw Distance

⌚	McMANUS Sara	46.8cm
⌚	HASSELBORG Anna	17.9cm
Total		64.7cm

Last Stone Draw Distance

⌚	SEOL Yeeun	24.2cm
⌚	KIM Suji	22.7cm
Total		46.9cm

Time remaining: 0 minutes 36 seconds
Time-out: End 9 - SWE stone 4

Time remaining: 0 minutes 39 seconds
Time-out: End 9 - KOR stone 4

Shot Success Analysis

SWE - Sweden		⌚	⌚	Game	
4	HASSELBORG Anna	Draws	6 96%	5 75%	11 86%
		Take-outs	2 75%	6 96%	8 91%
		Total	8 91%	11 86%	19 88%
3	McMANUS Sara	Draws	3 92%	4 100%	7 96%
		Take-outs	5 95%	8 88%	13 90%
		Total	8 94%	12 92%	20 93%
2	KNOCHENHAUER Agnes	Draws	2 75%	6 79%	8 78%
		Take-outs	6 75%	6 83%	12 79%
		Total	8 75%	12 81%	20 79%
1	MABERGS Sofia	Draws	5 90%	12 94%	17 93%
		Take-outs	0 -	3 83%	3 83%
		Total	5 90%	15 92%	20 91%
A	HELDIN Johanna	Draws	0 -	0 -	0 -
		Take-outs	0 -	0 -	0 -
		Total	0 -	0 -	0 -
Team		Draws	16 91%	27 88%	43 89%
		Take-outs	13 83%	23 88%	36 86%
		Total	29 87%	50 88%	79 88%

KOR - Korea		⌚	⌚	Game	
4	GIM Eunji	Draws	5 95%	4 69%	9 83%
		Take-outs	5 80%	6 96%	11 89%
		Total	10 88%	10 85%	20 86%
3	KIM Minji	Draws	2 88%	1 100%	3 92%
		Take-outs	6 96%	11 93%	17 94%
		Total	8 94%	12 94%	20 94%
2	KIM Suji	Draws	1 75%	6 92%	7 89%
		Take-outs	2 100%	11 93%	13 94%
		Total	3 92%	17 93%	20 93%
1	SEOL Yeeun	Draws	2 100%	15 90%	17 91%
		Take-outs	2 100%	1 100%	3 100%
		Total	4 100%	16 91%	20 93%
A	SEOL Yeji	Draws	0 -	0 -	0 -
		Take-outs	0 -	0 -	0 -
		Total	0 -	0 -	0 -
Team		Draws	10 93%	26 88%	36 89%
		Take-outs	15 92%	29 94%	44 93%
		Total	25 92%	55 91%	80 91%

Note:
Position and function for each team member:
4 = Fourth, 3 = Third, 2 = Second, 1 = Lead, A = Alternate, S = Skip, V = Vice-Skip

Legend:
⌚ Clockwise ⌚ Counter-clockwise LSFE(*) Last Stone First End

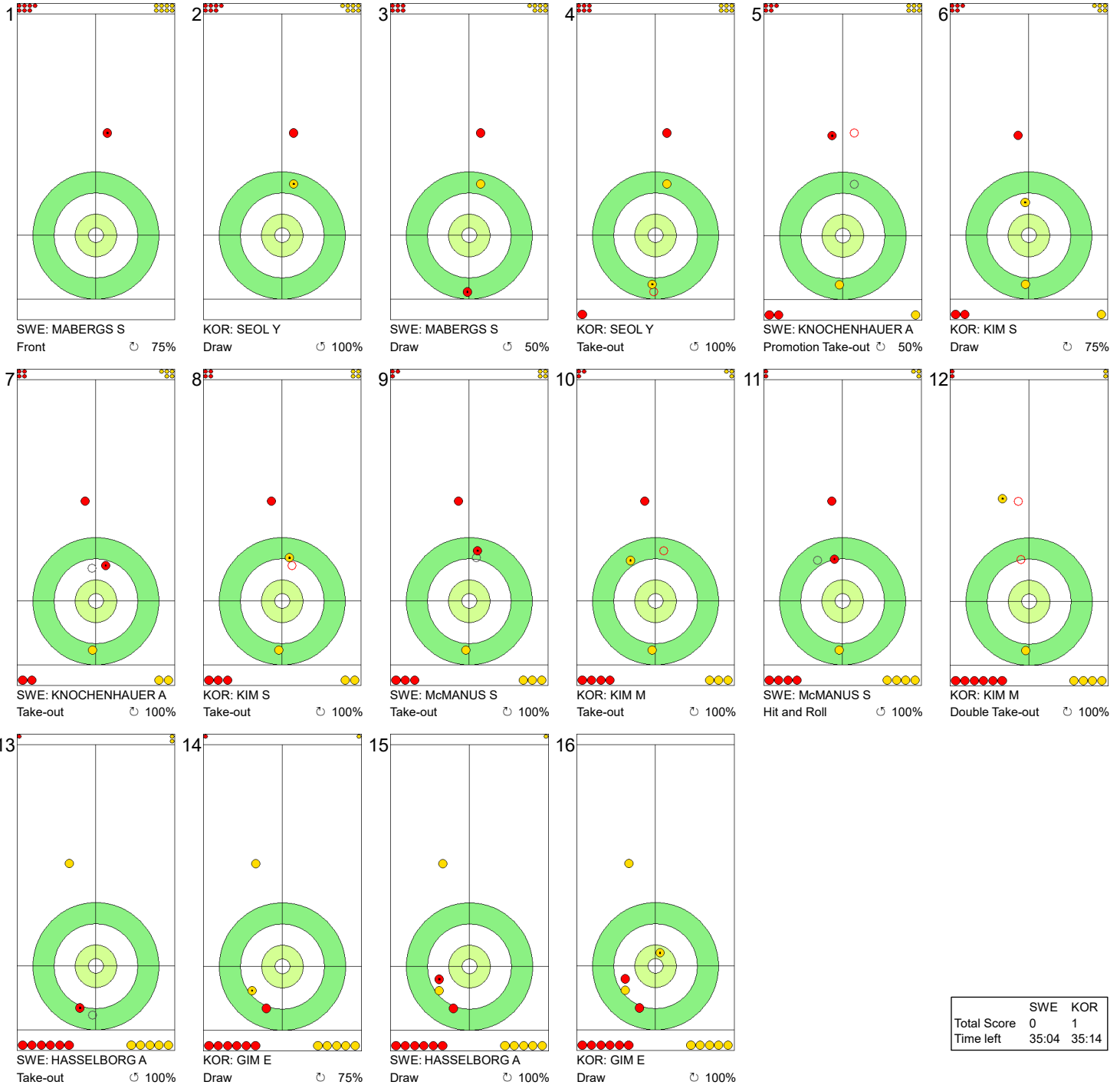
WED 20 MAR 2024
Start Time 19:00

Round Robin Session 14 - Sheet A

WORLD CURLING

Game - Shot by Shot

End 1 **SWE - Sweden** **0 + 0 (this end) = 0** **KOR - Korea** **0 + 1 (this end) = 1**



	SWE	KOR
Total Score	0	1
Time left	35:04	35:14

Legend:
 ↻ Clockwise ↺ Counter-clockwise - Not considered

WED 20 MAR 2024
Start Time 19:00

Round Robin Session 14 - Sheet A

WORLD
CURLING

Game - Shot by Shot

End 2 ● SWE - Sweden 0 + 0 (this end) = 0			⊗ KOR - Korea 1 + 0 (this end) = 1		
1	2	3	4	5	6
KOR: SEOL Y Front 100%	SWE: MABERGS S Draw 100%	KOR: SEOL Y Draw 75%	SWE: MABERGS S Take-out 100%	KOR: KIM S Double Take-out 100%	SWE: KNOCHENHAUER A Take-out 100%
7	8	9	10	11	12
KOR: KIM S Take-out 100%	SWE: KNOCHENHAUER A Take-out 100%	KOR: KIM M Take-out 100%	SWE: McMANUS S Take-out 100%	KOR: KIM M Hit and Roll 75%	SWE: McMANUS S Take-out 100%
13	14	15	16		
KOR: GIM E Hit and Roll 50%	SWE: HASSELBORG A Draw 75%	KOR: GIM E Clearing 100%	SWE: HASSELBORG A Through -		

	SWE	KOR
Total Score	0	1
Time left	33:04	33:01

Legend:
 Clockwise
 Counter-clockwise
 Not considered

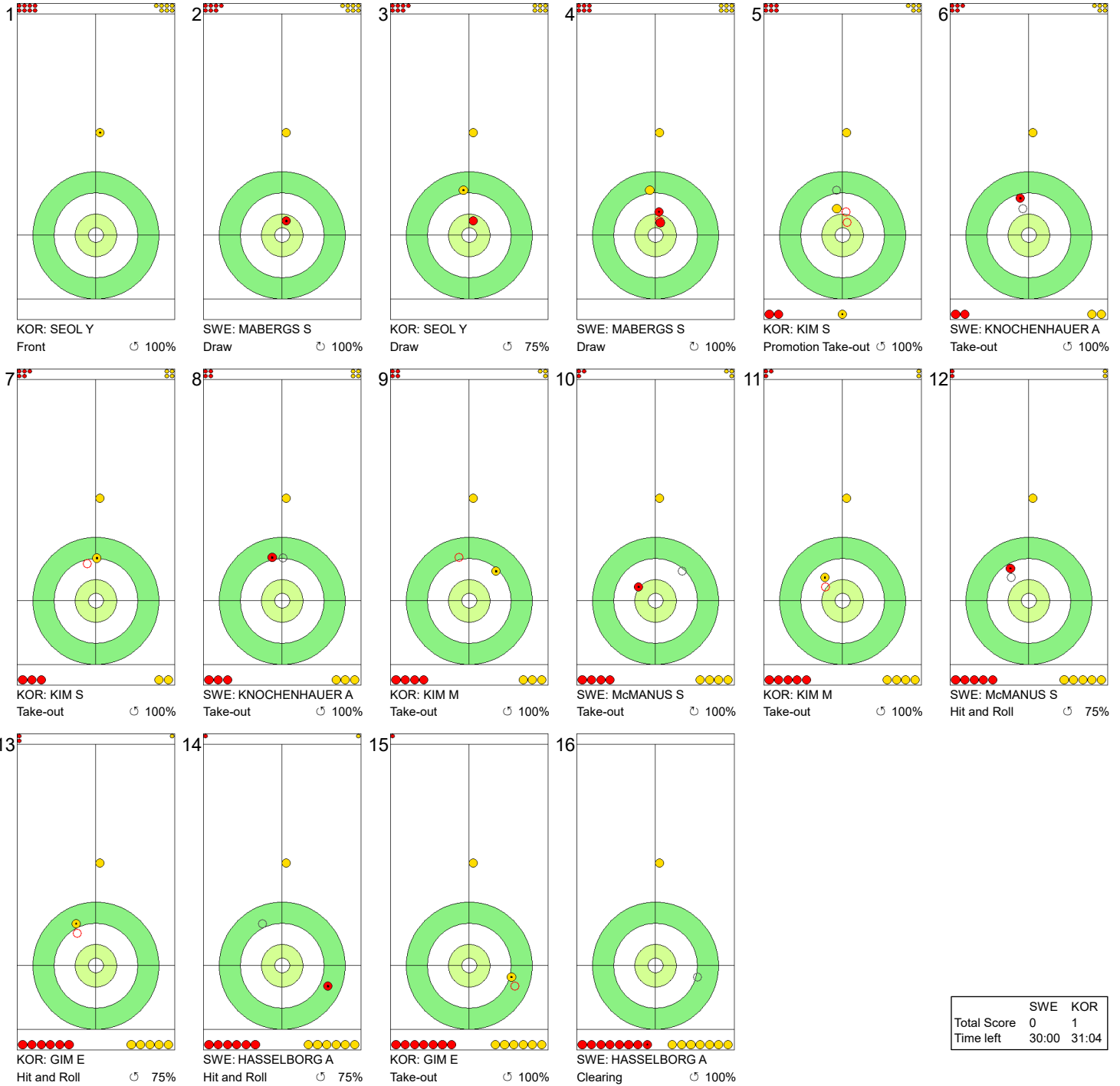
WED 20 MAR 2024
Start Time 19:00

Round Robin Session 14 - Sheet A

WORLD CURLING

Game - Shot by Shot

End 3 **SWE - Sweden** 0 + 0 (this end) = 0 **KOR - Korea** 1 + 0 (this end) = 1



	SWE	KOR
Total Score	0	1
Time left	30:00	31:04

Legend:
 ↻ Clockwise ↺ Counter-clockwise - Not considered

WED 20 MAR 2024
Start Time 19:00

Round Robin Session 14 - Sheet A

WORLD
CURLING

Game - Shot by Shot

End 4 ● SWE - Sweden 0 + 2 (this end) = 2			●✕ KOR - Korea 1 + 0 (this end) = 1		
1 KOR: SEOL Y Draw ⌚ 100%	2 SWE: MABERGS S Take-out ⌚ 100%	3 KOR: SEOL Y Take-out ⌚ 100%	4 SWE: MABERGS S Front ⌚ 100%	5 KOR: KIM S Front ⌚ 100%	6 SWE: KNOCHENHAUER A Draw ⌚ 50%
7 KOR: KIM S Draw ⌚ 100%	8 SWE: KNOCHENHAUER A Draw ⌚ 50%	9 KOR: KIM M Clearing ⌚ 100%	10 SWE: McMANUS S Take-out ⌚ 100%	11 KOR: KIM M Hit and Roll ⌚ 75%	12 SWE: McMANUS S Take-out ⌚ 50%
13 KOR: GIM E Take-out ⌚ 100%	14 SWE: HASSELBORG A Take-out ⌚ 100%	15 KOR: GIM E Take-out ⌚ 50%	16 SWE: HASSELBORG A Take-out ⌚ 100%		

	SWE	KOR
Total Score	2	1
Time left	26:05	28:07

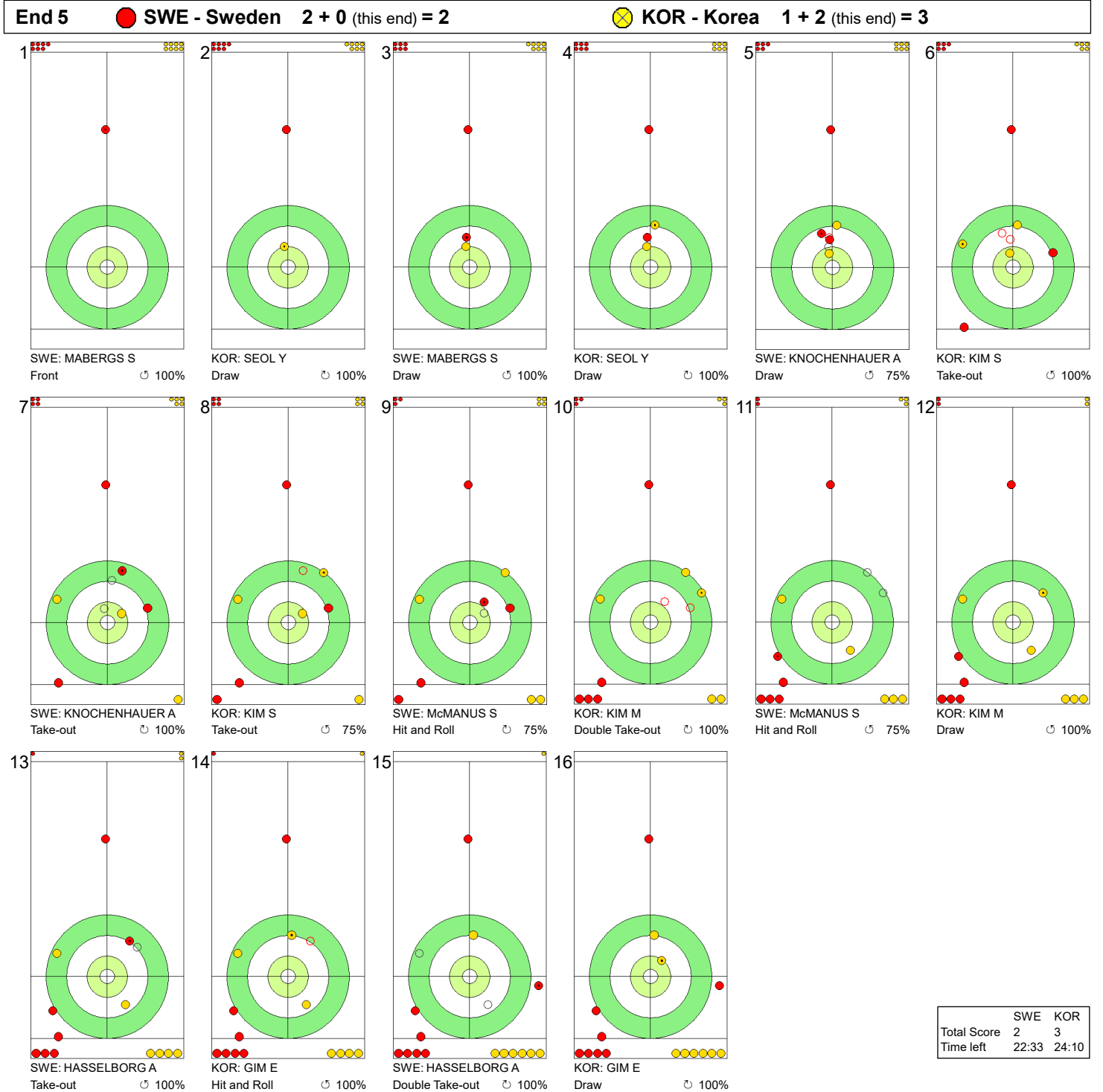
Legend:		
⌚	Clockwise	⌚
⌚	Counter-clockwise	-
		Not considered

WED 20 MAR 2024
Start Time 19:00

Round Robin Session 14 - Sheet A

WORLD CURLING

Game - Shot by Shot

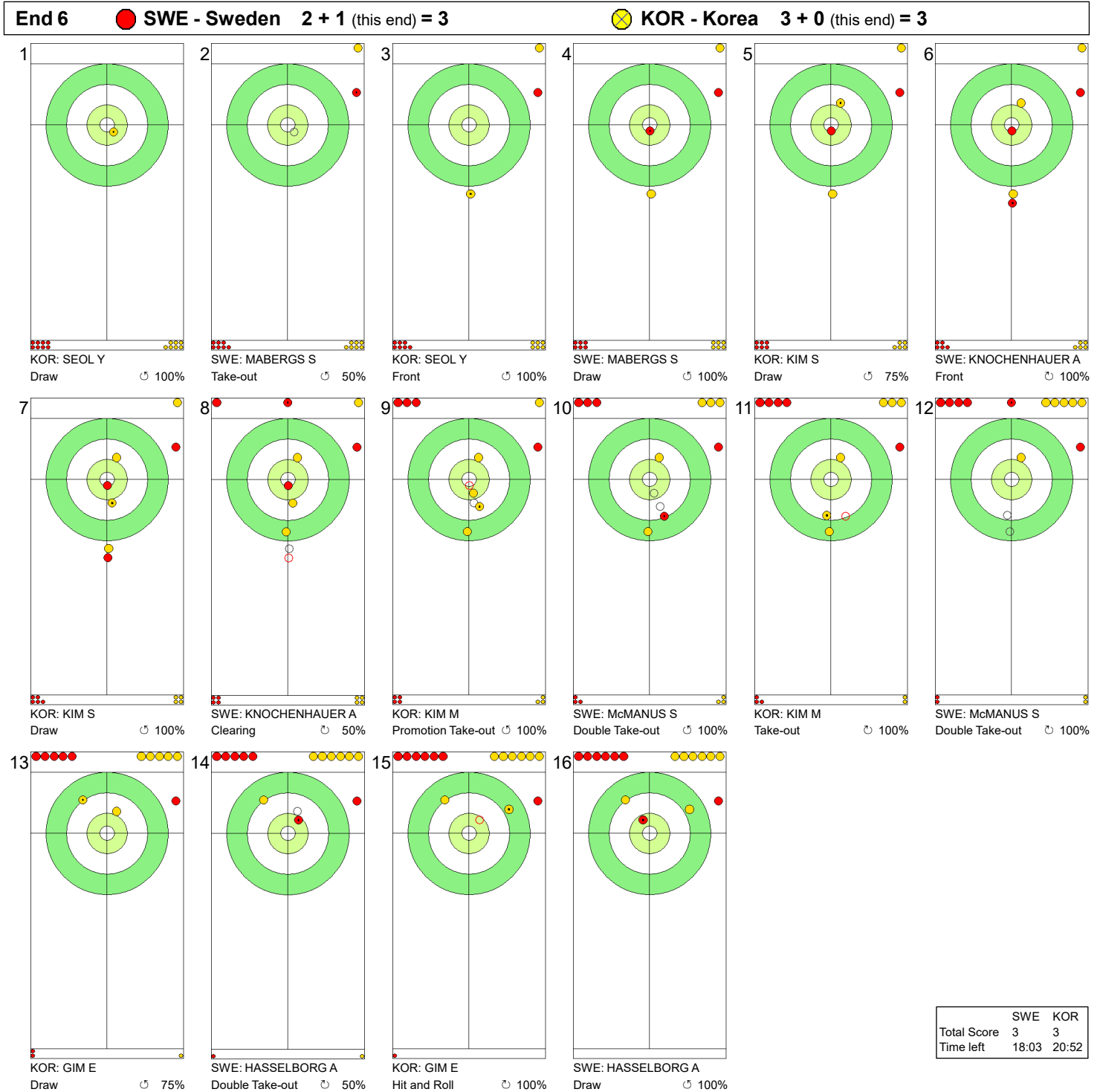


Legend:
 ↻ Clockwise ↺ Counter-clockwise - Not considered

WED 20 MAR 2024
Start Time 19:00

Round Robin Session 14 - Sheet A

Game - Shot by Shot

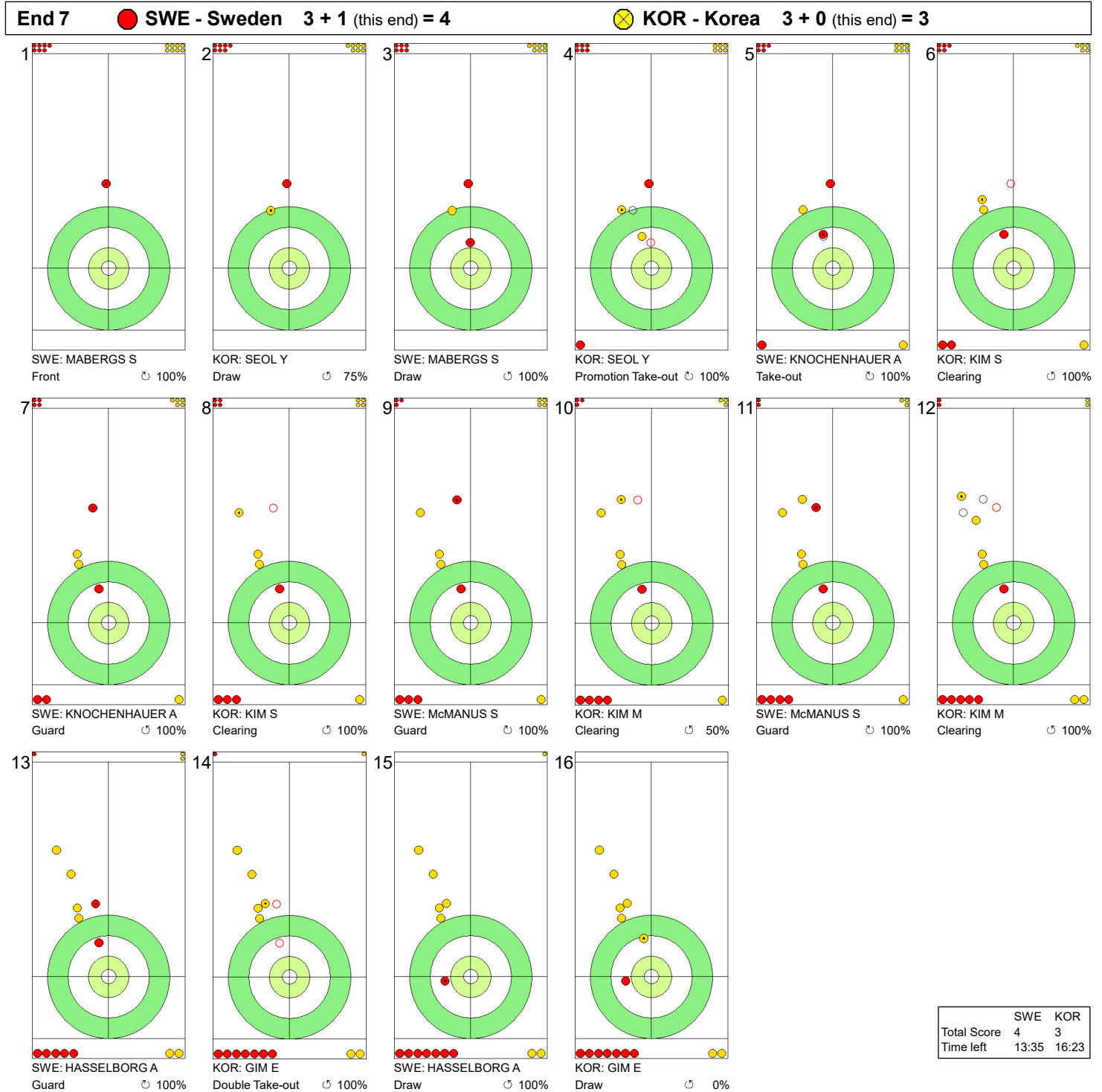


Legend:
 ↻ Clockwise ↺ Counter-clockwise - Not considered

WED 20 MAR 2024
Start Time 19:00

Round Robin Session 14 - Sheet A

Game - Shot by Shot



Legend:
 ↻ Clockwise ↺ Counter-clockwise - Not considered

WED 20 MAR 2024
Start Time 19:00

Round Robin Session 14 - Sheet A

WORLD CURLING

Game - Shot by Shot

End 8 ● **SWE - Sweden** 4 + 0 (this end) = 4 ● **KOR - Korea** 3 + 2 (this end) = 5



	SWE	KOR
Total Score	4	5
Time left	9:30	10:07

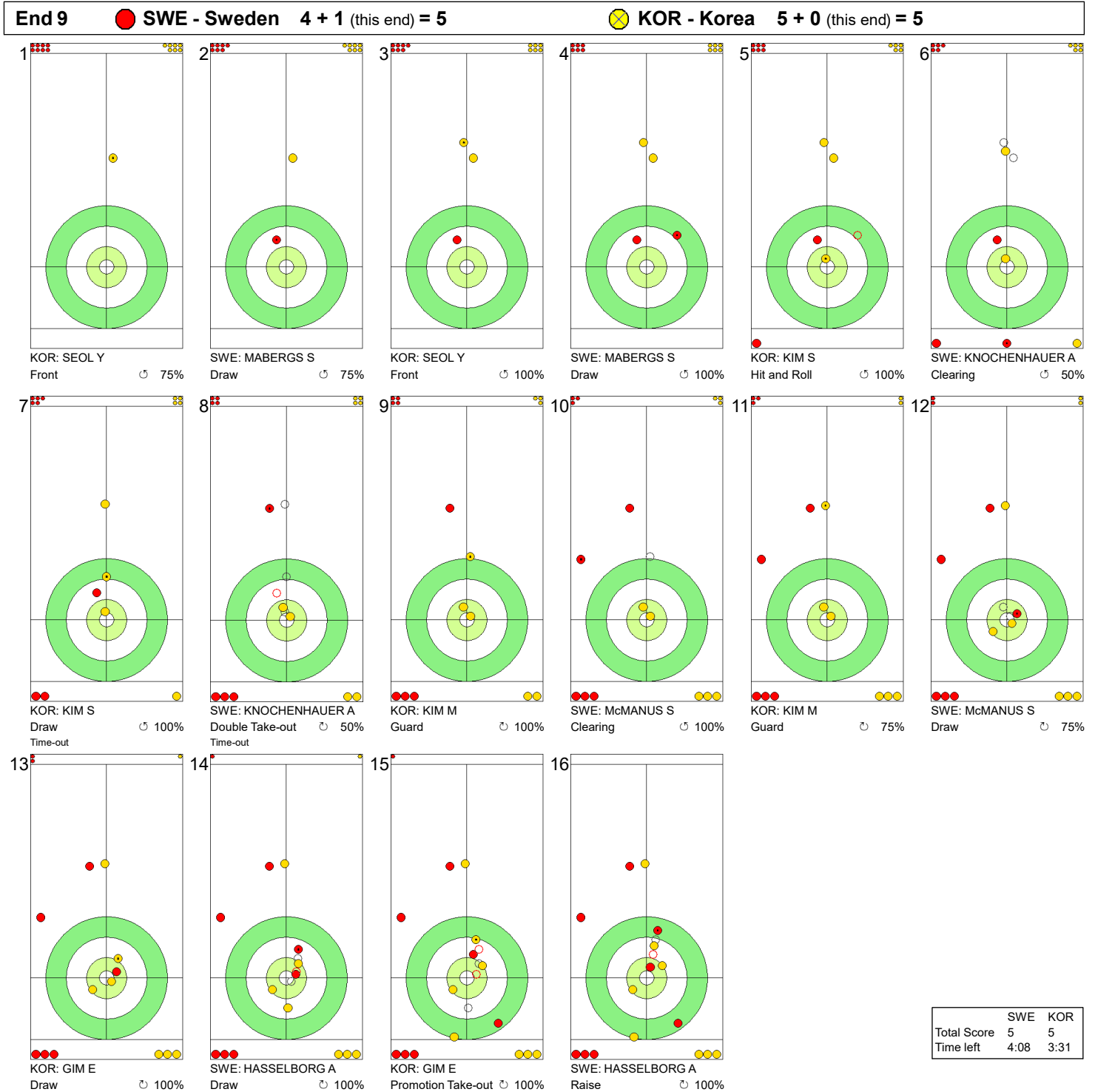
Legend:
 ↻ Clockwise ↺ Counter-clockwise - Not considered

WED 20 MAR 2024
Start Time 19:00

Round Robin Session 14 - Sheet A

WORLD
CURLING

Game - Shot by Shot



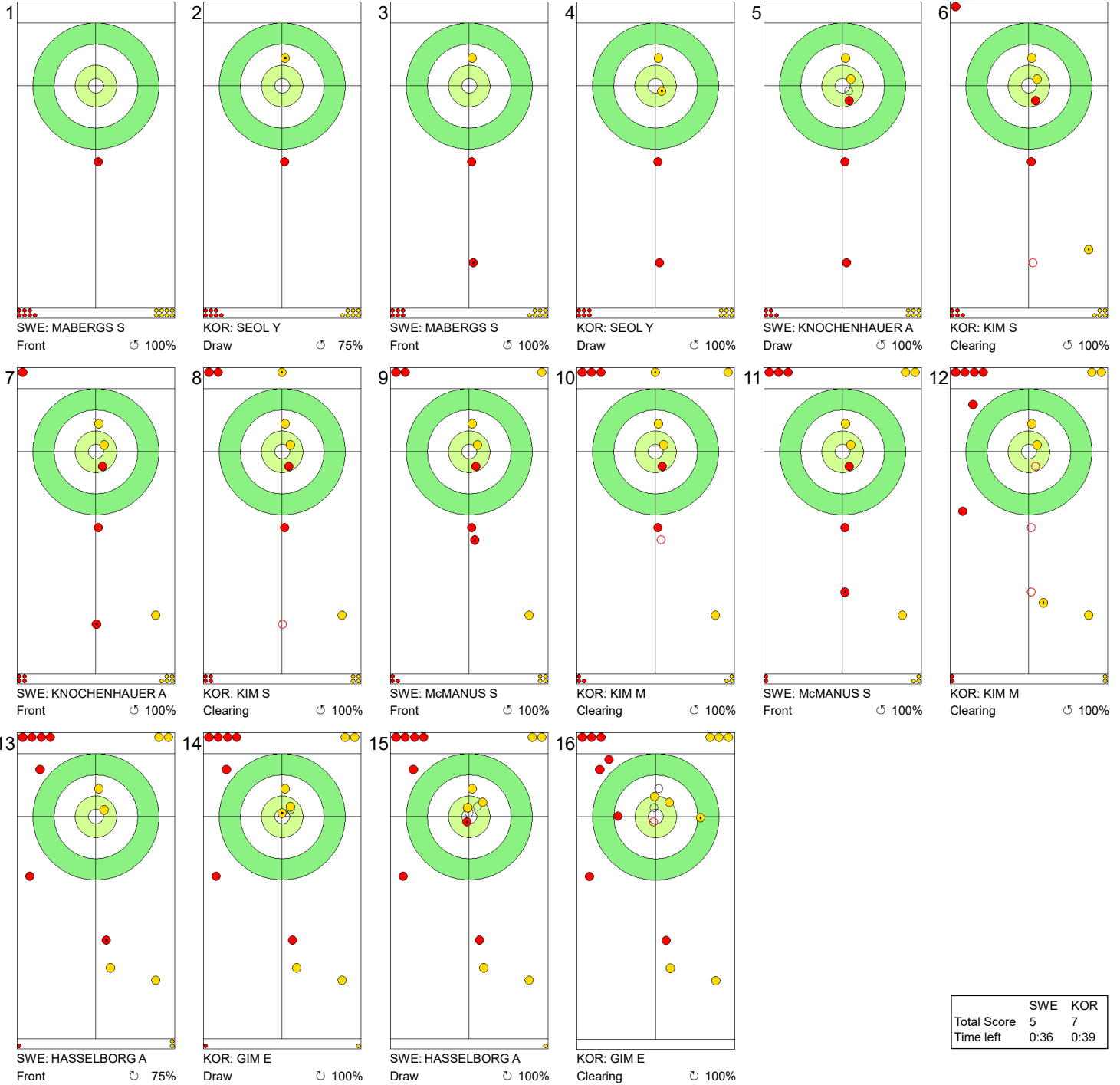
Legend:
 ↻ Clockwise ↺ Counter-clockwise - Not considered

WED 20 MAR 2024
Start Time 19:00

Round Robin Session 14 - Sheet A

Game - Shot by Shot

End 10 ● **SWE - Sweden 5 + 0 (this end) = 5** ● **KOR - Korea 5 + 2 (this end) = 7**



	SWE	KOR
Total Score	5	7
Time left	0:36	0:39

Legend:
 ↻ Clockwise ↺ Counter-clockwise - Not considered

WED 20 MAR 2024
Start Time 19:00

Round Robin Session 14 - Sheet B

Game Results

Sheet	Team	LSFE	1	2	3	4	5	6	7	8	9	10	Extra Ends	Total
B	TUR - Türkiye		0	0	0	1	0	0	3	0	1	0		5
	CAN - Canada	*	0	2	0	0	0	1	0	1	0	5		9

TUR - Türkiye		Shot Success Game	All
4 S	YILDIZ Dilsat	88%	76%
3 V	POLAT Oznur	88%	79%
2	CALIKUSU Ifayet Safak	75%	75%
1	SENGUL Berfin	90%	85%
A	KARAMAN Iclal	-	63%
Team Total		85%	78%

CAN - Canada		Shot Success Game	All
4 S	HOMAN Rachel	86%	89%
3 V	FLEURY Tracy	88%	84%
2	MISKEW Emma	81%	89%
1	WILKES Sarah	93%	90%
A	BROWN Rachel	-	-
Team Total		87%	88%

Last Stone Draw		Distance
⌚	SENGUL Berfin	137.1cm
⌚	POLAT Oznur	32.0cm
Total		169.1cm

Last Stone Draw		Distance
⌚	MISKEW Emma	6.8cm
⌚	HOMAN Rachel	16.5cm
Total		23.3cm

Time remaining: 5 minutes 20 seconds

Time-out: End 9 - TUR stone 6

Time remaining: 1 minute 20 seconds

Time-out: End 10 - CAN stone 5

Shot Success Analysis

TUR - Türkiye		⌚	⌚	Game
4 YILDIZ Dilsat	Draws	2 100%	7 93%	9 94%
	Take-outs	4 81%	7 82%	11 82%
	Total	6 88%	14 88%	20 88%
3 POLAT Oznur	Draws	3 100%	2 63%	5 85%
	Take-outs	6 96%	9 83%	15 88%
	Total	9 97%	11 80%	20 88%
2 CALIKUSU Ifayet Safak	Draws	1 100%	10 68%	11 70%
	Take-outs	2 75%	7 82%	9 81%
	Total	3 83%	17 74%	20 75%
1 SENGUL Berfin	Draws	16 94%	1 100%	17 94%
	Take-outs	1 100%	2 50%	3 67%
	Total	17 94%	3 67%	20 90%
A KARAMAN Iclal	Draws	0 -	0 -	0 -
	Take-outs	0 -	0 -	0 -
	Total	0 -	0 -	0 -
Team	Draws	22 95%	20 78%	42 87%
	Take-outs	13 88%	25 80%	38 83%
	Total	35 93%	45 79%	80 85%

CAN - Canada		⌚	⌚	Game
4 HOMAN Rachel	Draws	5 90%	1 100%	6 92%
	Take-outs	6 75%	8 91%	14 84%
	Total	11 82%	9 92%	20 86%
3 FLEURY Tracy	Draws	3 75%	3 100%	6 88%
	Take-outs	8 91%	6 83%	14 88%
	Total	11 86%	9 89%	20 88%
2 MISKEW Emma	Draws	2 75%	3 58%	5 65%
	Take-outs	7 86%	8 88%	15 87%
	Total	9 83%	11 80%	20 81%
1 WILKES Sarah	Draws	13 98%	4 88%	17 96%
	Take-outs	3 75%	0 -	3 75%
	Total	16 94%	4 88%	20 93%
A BROWN Rachel	Draws	0 -	0 -	0 -
	Take-outs	0 -	0 -	0 -
	Total	0 -	0 -	0 -
Team	Draws	23 91%	11 84%	34 89%
	Take-outs	24 83%	22 88%	46 85%
	Total	47 87%	33 86%	80 87%

Note:
Position and function for each team member:
4 = Fourth, 3 = Third, 2 = Second, 1 = Lead, A = Alternate, S = Skip, V = Vice-Skip

Legend:
⌚ Clockwise ⌚ Counter-clockwise LSFE(*) Last Stone First End

WED 20 MAR 2024
Start Time 19:00

Round Robin Session 14 - Sheet B

WORLD CURLING

Game - Shot by Shot

End 1			TUR - Türkiye 0 + 0 (this end) = 0			CAN - Canada 0 + 0 (this end) = 0											
1		TUR: SENGUL B Draw 100%	2		CAN: WILKES S Take-out 100%	3		TUR: SENGUL B Take-out 100%	4		CAN: WILKES S Take-out 50%	5		TUR: CALIKUSU IS Draw 100%	6		CAN: MISKEW E Take-out 100%
7		TUR: CALIKUSU IS Take-out 100%	8		CAN: MISKEW E Take-out 100%	9		TUR: POLAT O Take-out 100%	10		CAN: FLEURY T Take-out 100%	11		TUR: POLAT O Take-out 100%	12		CAN: FLEURY T Take-out 100%
13		TUR: YILDIZ D Take-out 100%	14		CAN: HOMAN R Take-out 100%	15		TUR: YILDIZ D Take-out 100%	16		CAN: HOMAN R Clearing 100%						

	TUR	CAN
Total Score	0	0
Time left	35:47	36:21

Legend:
 Clockwise Counter-clockwise - Not considered

WED 20 MAR 2024
Start Time 19:00

Round Robin Session 14 - Sheet B

WORLD CURLING

Game - Shot by Shot

End 2 ● **TUR - Türkiye** 0 + 0 (this end) = 0 ● **CAN - Canada** 0 + 2 (this end) = 2



Legend:
 ↻ Clockwise ↺ Counter-clockwise - Not considered

WED 20 MAR 2024
Start Time 19:00

Round Robin Session 14 - Sheet B

WORLD CURLING

Game - Shot by Shot

End 3			TUR - Türkiye 0 + 0 (this end) = 0			CAN - Canada 2 + 0 (this end) = 2											
1		CAN: WILKES S Draw 100%	2		TUR: SENGUL B Front 100%	3		CAN: WILKES S Draw 100%	4		TUR: SENGUL B Draw 50%	5		CAN: MISKEW E Hit and Roll 100%	6		TUR: CALIKUSU IS Take-out 0%
7		CAN: MISKEW E Clearing 100%	8		TUR: CALIKUSU IS Take-out 50%	9		CAN: FLEURY T Draw 100%	10		TUR: POLAT O Hit and Roll 100%	11		CAN: FLEURY T Clearing 100%	12		TUR: POLAT O Hit and Roll 75%
13		CAN: HOMAN R Hit and Roll 100%	14		TUR: YILDIZ D Hit and Roll 100%	15		CAN: HOMAN R Take-out 50%	16		TUR: YILDIZ D Clearing 100%						

	TUR	CAN
Total Score	0	2
Time left	30:25	29:56

Legend:
 Clockwise Counter-clockwise - Not considered

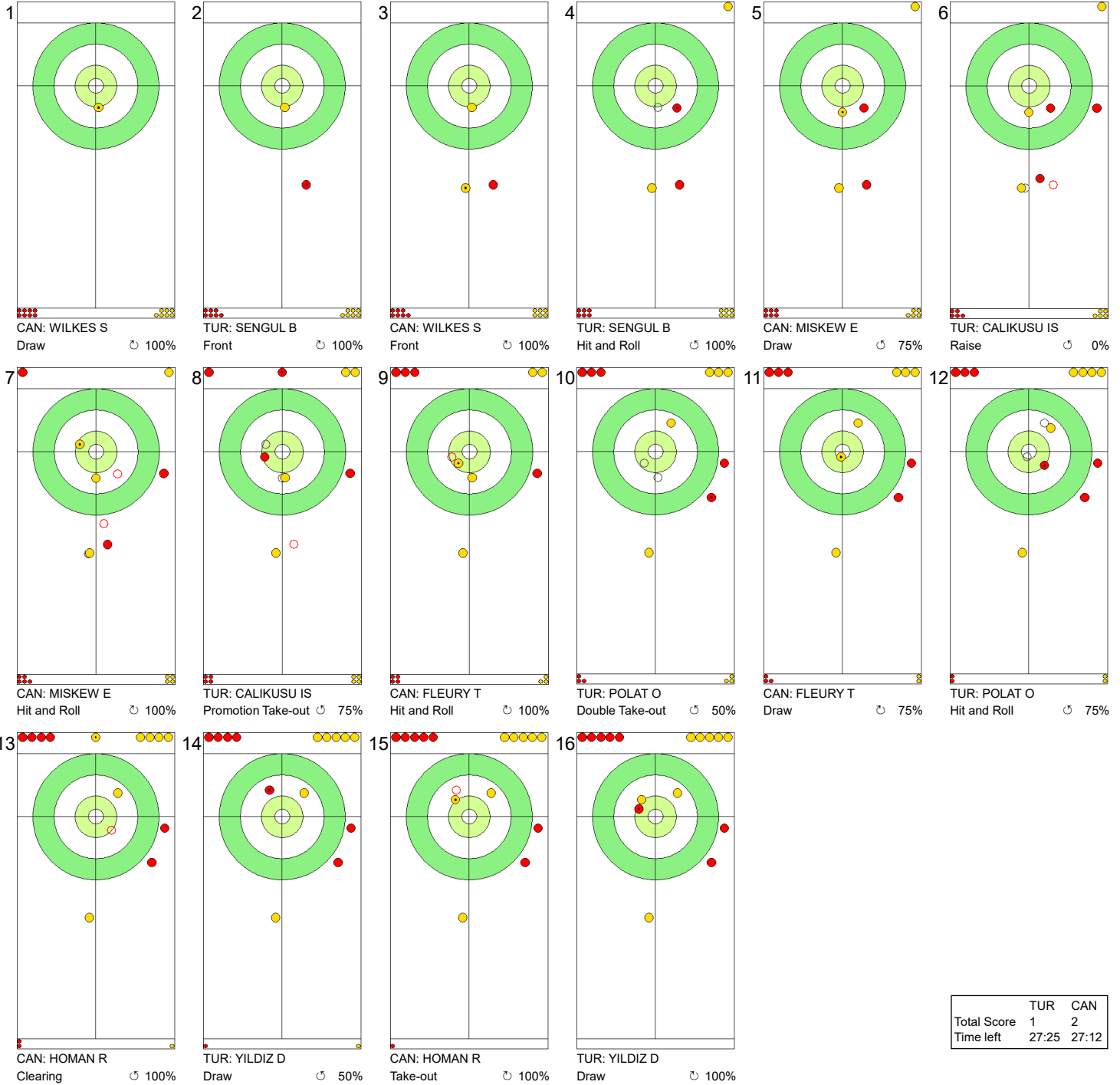
WED 20 MAR 2024
Start Time 19:00

Round Robin Session 14 - Sheet B

WORLD CURLING

Game - Shot by Shot

End 4 ● **TUR - Türkiye** 0 + 1 (this end) = 1 ● **CAN - Canada** 2 + 0 (this end) = 2



	TUR	CAN
Total Score	1	2
Time left	27:25	27:12

Legend:
 ↻ Clockwise ↺ Counter-clockwise - Not considered

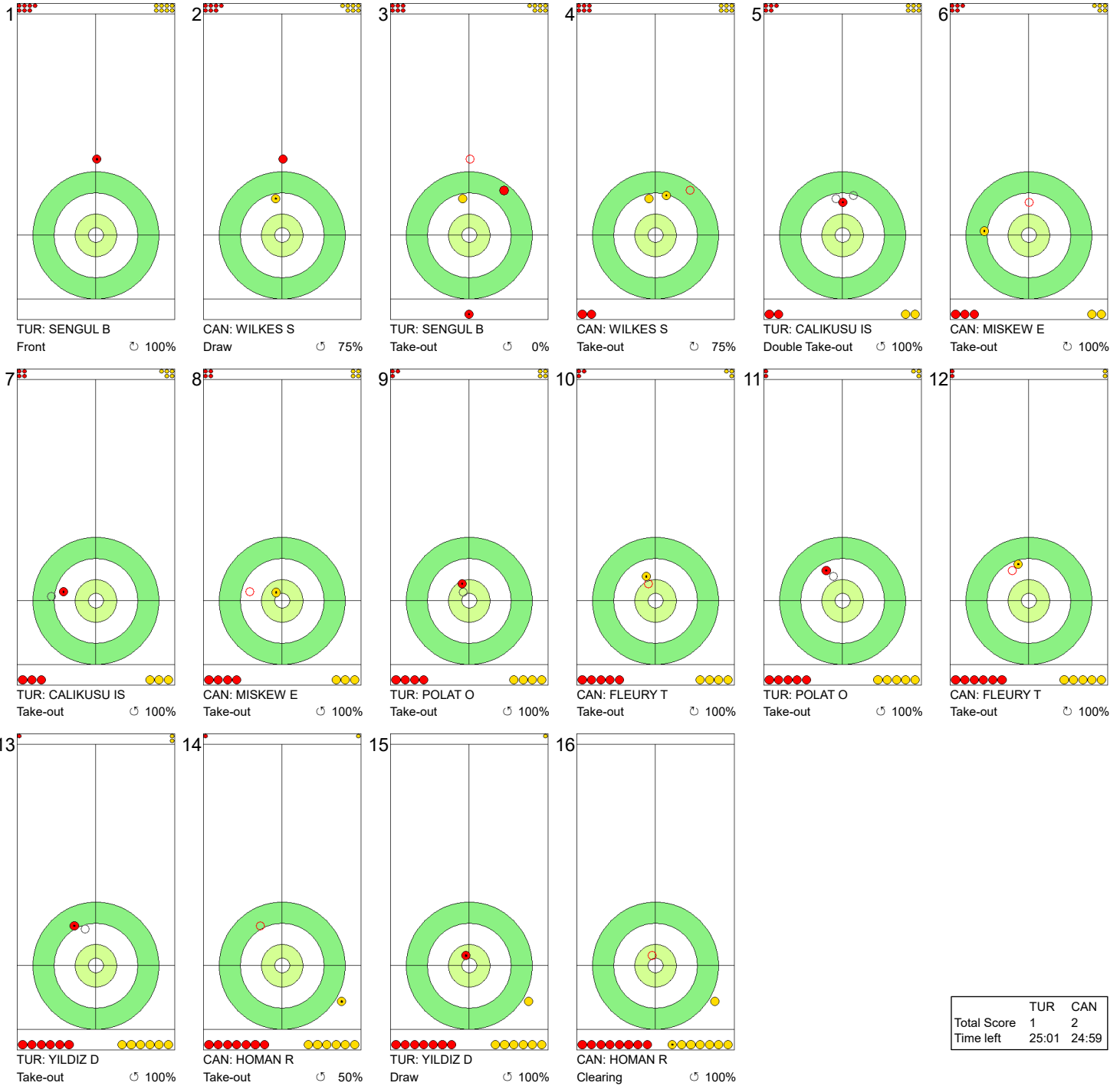
WED 20 MAR 2024
Start Time 19:00

Round Robin Session 14 - Sheet B

WORLD CURLING

Game - Shot by Shot

End 5 **TUR - Türkiye** 1 + 0 (this end) = 1 **CAN - Canada** 2 + 0 (this end) = 2



	TUR	CAN
Total Score	1	2
Time left	25:01	24:59

Legend:
 Clockwise Counter-clockwise - Not considered

WED 20 MAR 2024
Start Time 19:00

Round Robin Session 14 - Sheet B

WORLD CURLING

Game - Shot by Shot

End 6 ● **TUR - Türkiye** 1 + 0 (this end) = 1 ● **CAN - Canada** 2 + 1 (this end) = 3



	TUR	CAN
Total Score	1	3
Time left	21:27	20:35

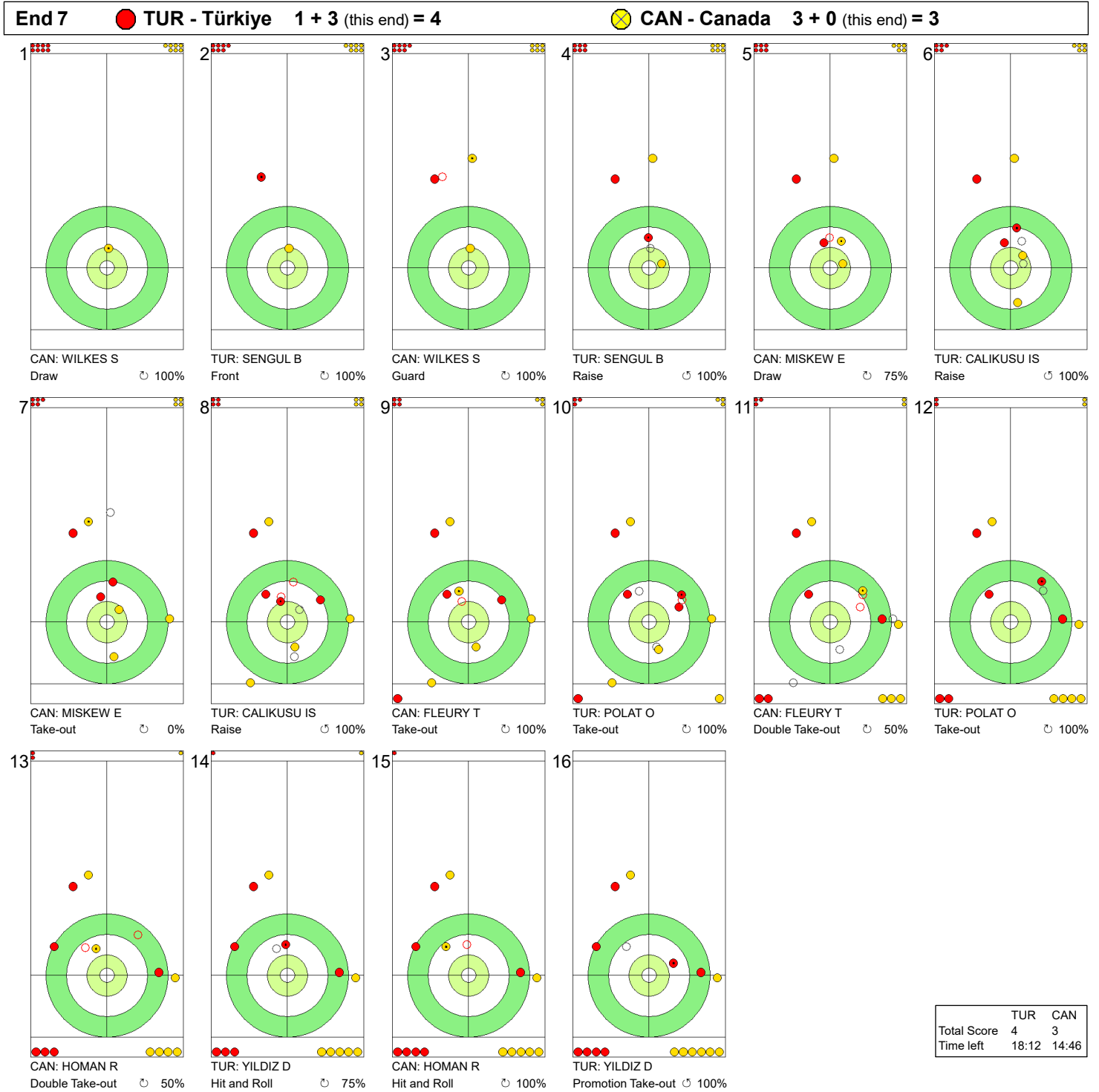
Legend:
 ↻ Clockwise ↺ Counter-clockwise - Not considered

WED 20 MAR 2024
Start Time 19:00

Round Robin Session 14 - Sheet B

WORLD CURLING

Game - Shot by Shot



Legend:
 Clockwise
 Counter-clockwise
 - Not considered

WED 20 MAR 2024
Start Time 19:00

Round Robin Session 14 - Sheet B

WORLD CURLING

Game - Shot by Shot

End 8 ● **TUR - Türkiye** 4 + 0 (this end) = 4 ● **CAN - Canada** 3 + 1 (this end) = 4



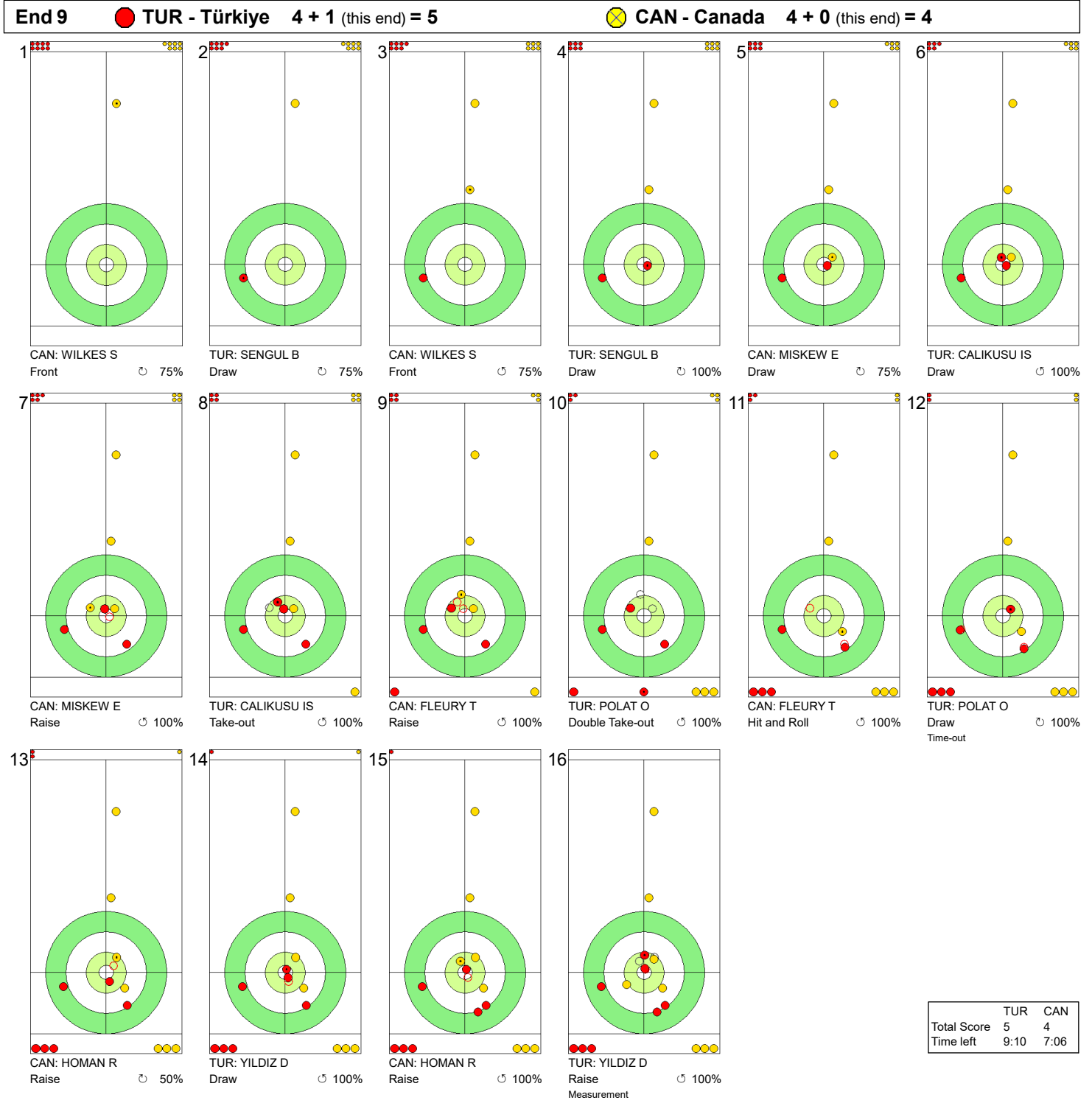
Legend:
 ↻ Clockwise ↺ Counter-clockwise - Not considered

WED 20 MAR 2024
Start Time 19:00

Round Robin Session 14 - Sheet B

WORLD CURLING

Game - Shot by Shot



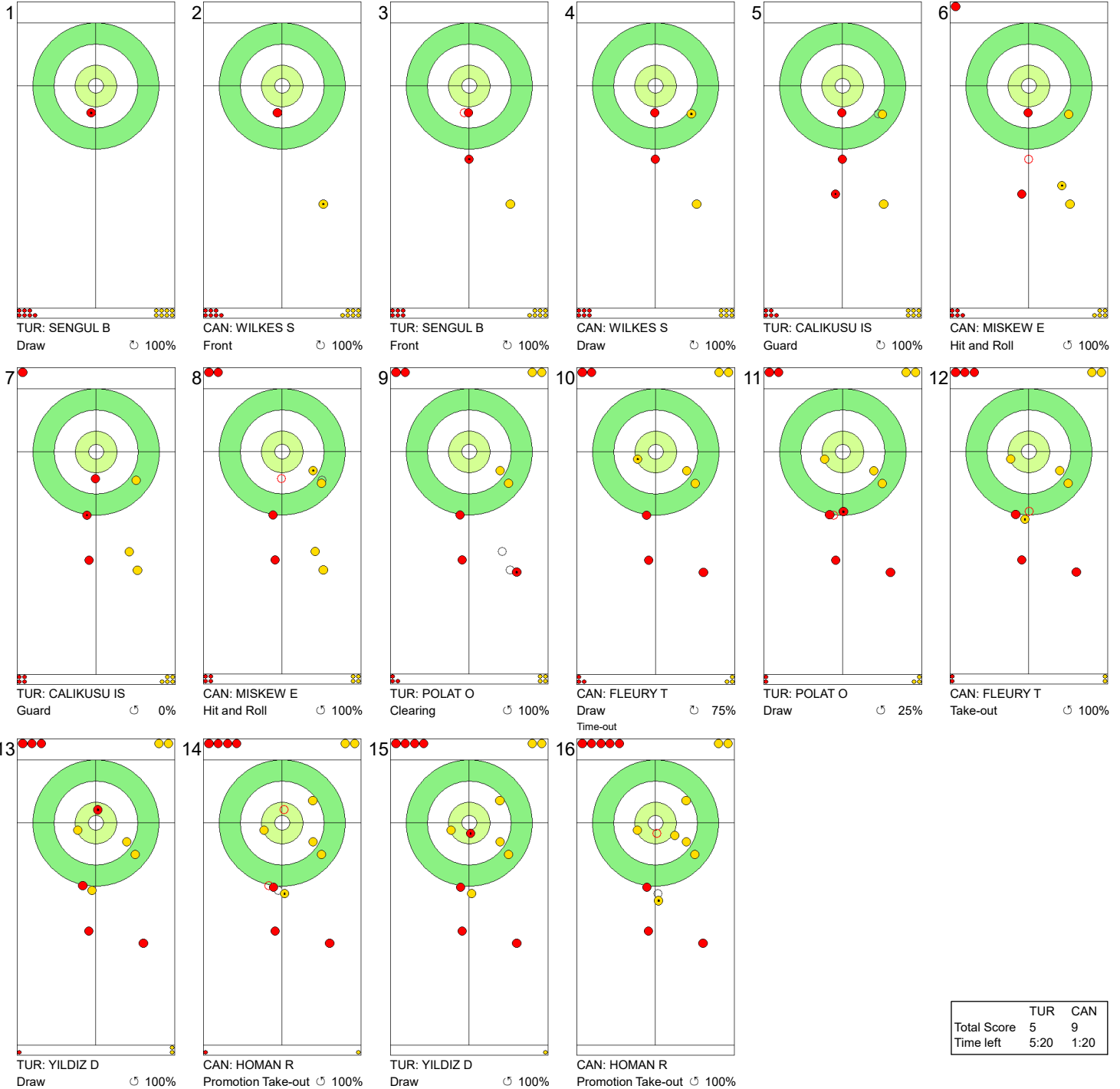
Legend:
 Clockwise Counter-clockwise - Not considered

WED 20 MAR 2024
Start Time 19:00

Round Robin Session 14 - Sheet B

Game - Shot by Shot

End 10 ● **TUR - Türkiye** 5 + 0 (this end) = 5 ● **CAN - Canada** 4 + 5 (this end) = 9



	TUR	CAN
Total Score	5	9
Time left	5:20	1:20

Legend:
 ↻ Clockwise ↺ Counter-clockwise - Not considered

WED 20 MAR 2024
Start Time 19:00

Round Robin Session 14 - Sheet C

Game Results

Sheet	Team	LSFE	1	2	3	4	5	6	7	8	9	10	Extra Ends	Total
C	SCO - Scotland	*	0	0	3	0	1	0	1	0	1	0		6
	USA - United States		0	3	0	1	0	2	0	1	0	1		8

SCO - Scotland		Shot Success	Game	All
4 S	MORRISON Rebecca	78%	73%	
3	DODDS Jennifer	85%	80%	
2	SINCLAIR Sophie	83%	79%	
1 V	JACKSON Sophie	86%	87%	
A	AITKEN Gina	-	-	
Team Total		83%	80%	

USA - United States		Shot Success	Game	All
4 S	PETERSON Tabitha	84%	78%	
3 V	THIESSE Cory	95%	81%	
2	PETERSON Tara	89%	85%	
1	PERSINGER Vicky	88%	86%	
A	HAMILTON Becca	-	84%	
Team Total		89%	82%	

Last Stone Draw Distance

☺	MORRISON Rebecca	14.7cm
☹	SINCLAIR Sophie	16.4cm
Total		31.1cm

Last Stone Draw Distance

☺	PETERSON Tara	11.1cm
☹	PETERSON Tabitha	20.9cm
Total		32.0cm

Time remaining: 0 minutes 34 seconds

Time-out: End 8 - SCO stone 7

Time remaining: 0 minutes 33 seconds

Time-out: End 8 - USA stone 7

Shot Success Analysis

SCO - Scotland		☺	☹	Game
4	MORRISON Rebecca	7 86%	3 33%	10 70%
	Take-outs	4 88%	5 85%	9 86%
	Total	11 86%	8 66%	19 78%
3	DODDS Jennifer	2 75%	7 89%	9 86%
	Take-outs	3 75%	8 88%	11 84%
	Total	5 75%	15 88%	20 85%
2	SINCLAIR Sophie	3 67%	8 72%	11 70%
	Take-outs	5 95%	4 100%	9 97%
	Total	8 84%	12 81%	20 83%
1	JACKSON Sophie	5 95%	11 86%	16 89%
	Take-outs	1 100%	3 67%	4 75%
	Total	6 96%	14 82%	20 86%
A	AITKEN Gina	0 -	0 -	0 -
	Take-outs	0 -	0 -	0 -
	Total	0 -	0 -	0 -
Team	Draws	17 84%	29 78%	46 80%
	Take-outs	13 88%	20 86%	33 87%
	Total	30 86%	49 81%	79 83%

USA - United States		☺	☹	Game
4	PETERSON Tabitha	8 69%	3 92%	11 75%
	Take-outs	4 100%	5 90%	9 94%
	Total	12 79%	8 91%	20 84%
3	THIESSE Cory	7 100%	1 100%	8 100%
	Take-outs	2 50%	10 100%	12 92%
	Total	9 89%	11 100%	20 95%
2	PETERSON Tara	3 83%	6 75%	9 78%
	Take-outs	3 100%	8 97%	11 98%
	Total	6 92%	14 88%	20 89%
1	PERSINGER Vicky	2 88%	15 92%	17 91%
	Take-outs	1 0%	2 100%	3 67%
	Total	3 58%	17 93%	20 88%
A	HAMILTON Becca	0 -	0 -	0 -
	Take-outs	0 -	0 -	0 -
	Total	0 -	0 -	0 -
Team	Draws	20 84%	25 88%	45 86%
	Take-outs	10 80%	25 97%	35 92%
	Total	30 83%	50 93%	80 89%

Note:
Position and function for each team member:
4 = Fourth, 3 = Third, 2 = Second, 1 = Lead, A = Alternate, S = Skip, V = Vice-Skip

Legend:
☺ Clockwise ☹ Counter-clockwise LSFE(*) Last Stone First End

WED 20 MAR 2024
Start Time 19:00

Round Robin Session 14 - Sheet C

Game - Shot by Shot

End 1 ● SCO - Scotland 0 + 0 (this end) = 0			⊗ USA - United States 0 + 0 (this end) = 0		
1		2		3	
4		5		6	
7		8		9	
10		11		12	
13		14		15	
16					

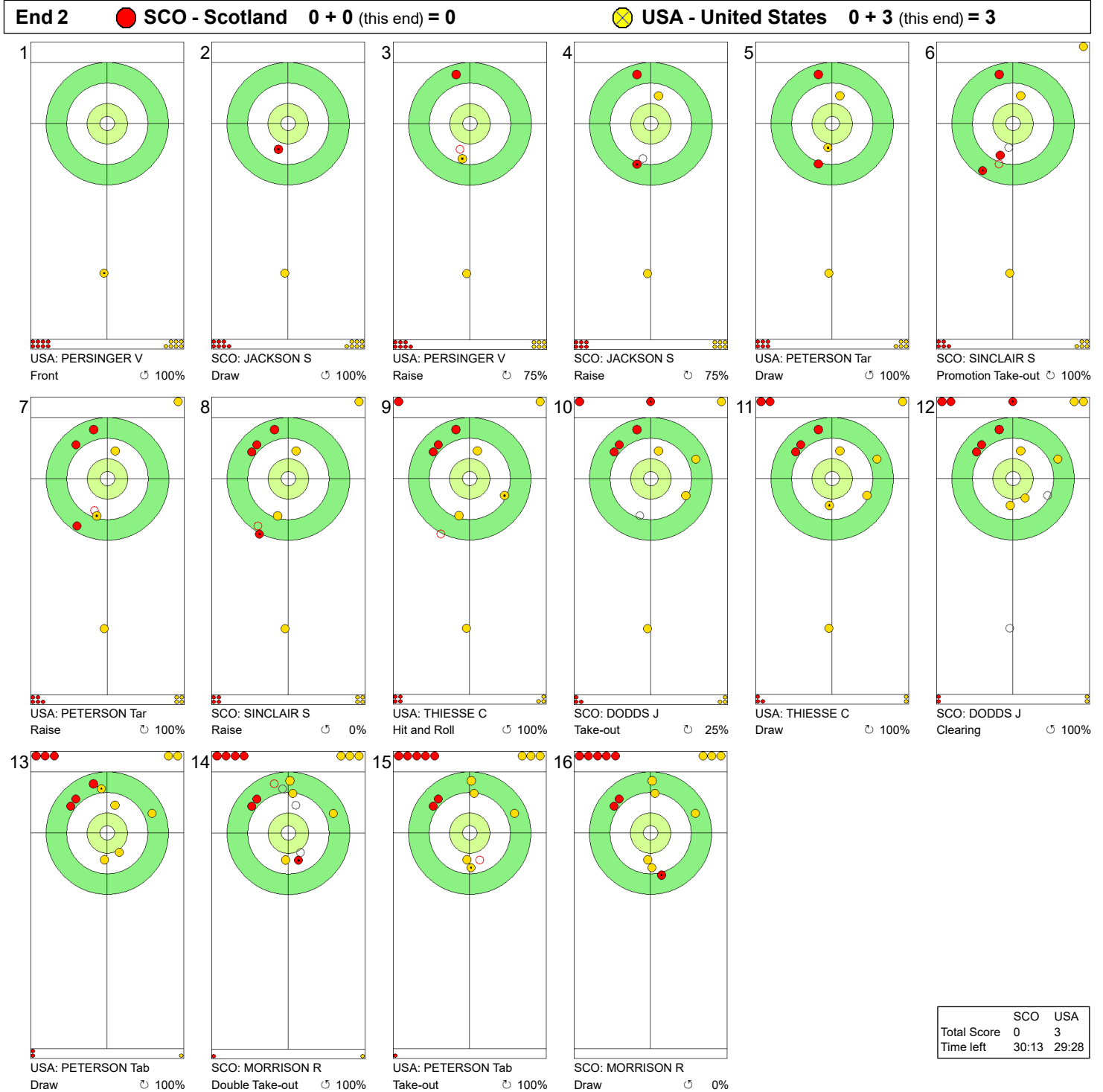
	SCO	USA
Total Score	0	0
Time left	35:47	35:56

Legend:
↻ Clockwise ↺ Counter-clockwise - Not considered

WED 20 MAR 2024
Start Time 19:00

Round Robin Session 14 - Sheet C

Game - Shot by Shot



Legend:
 ↻ Clockwise ↺ Counter-clockwise - Not considered

WED 20 MAR 2024
Start Time 19:00

Round Robin Session 14 - Sheet C

WORLD CURLING

Game - Shot by Shot

End 3 **SCO - Scotland** 0 + 3 (this end) = 3 **USA - United States** 3 + 0 (this end) = 3



	SCO	USA
Total Score	3	3
Time left	26:19	24:53

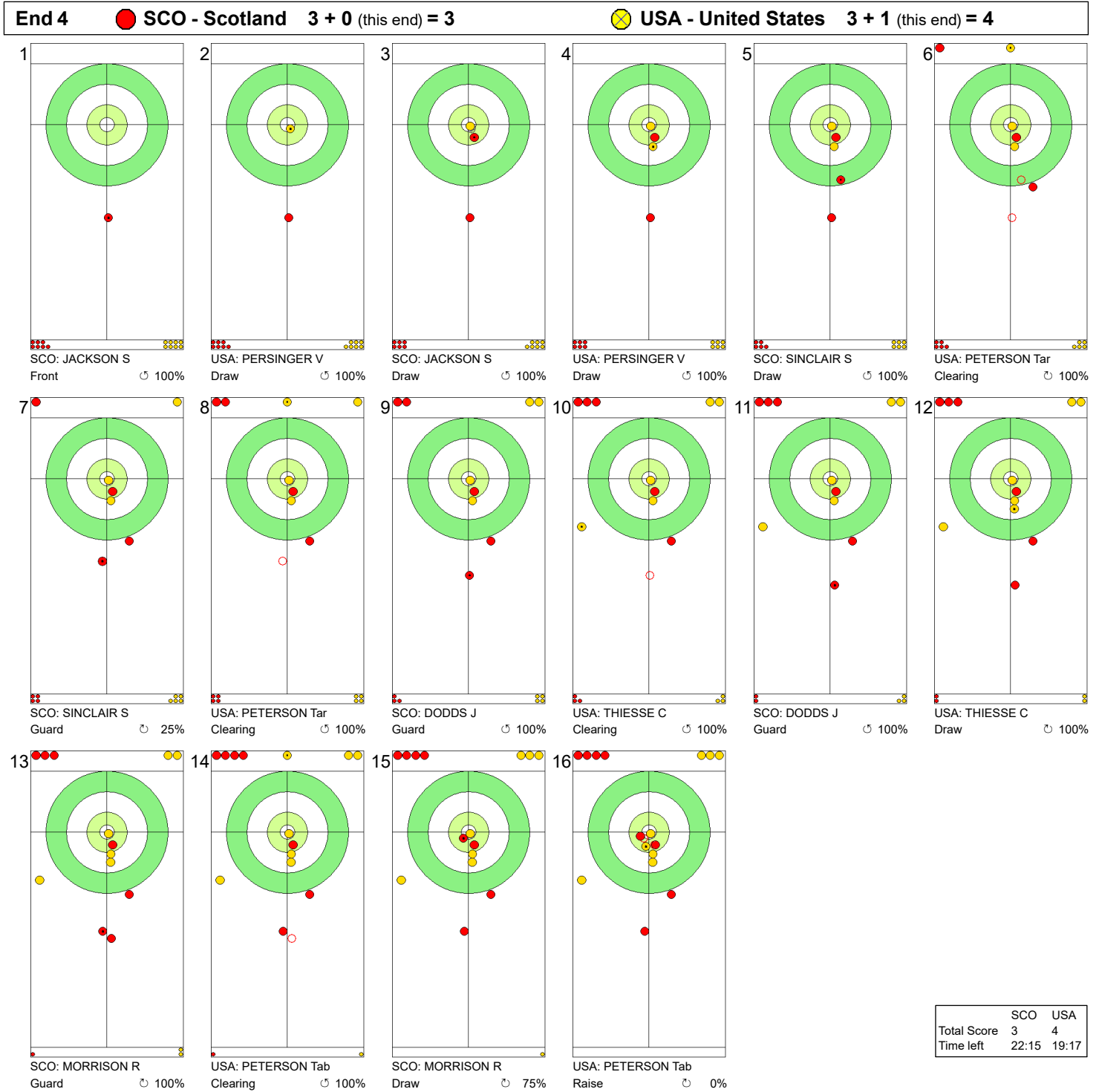
Legend:
 ↻ Clockwise ↺ Counter-clockwise - Not considered

WED 20 MAR 2024
Start Time 19:00

Round Robin Session 14 - Sheet C

WORLD CURLING

Game - Shot by Shot



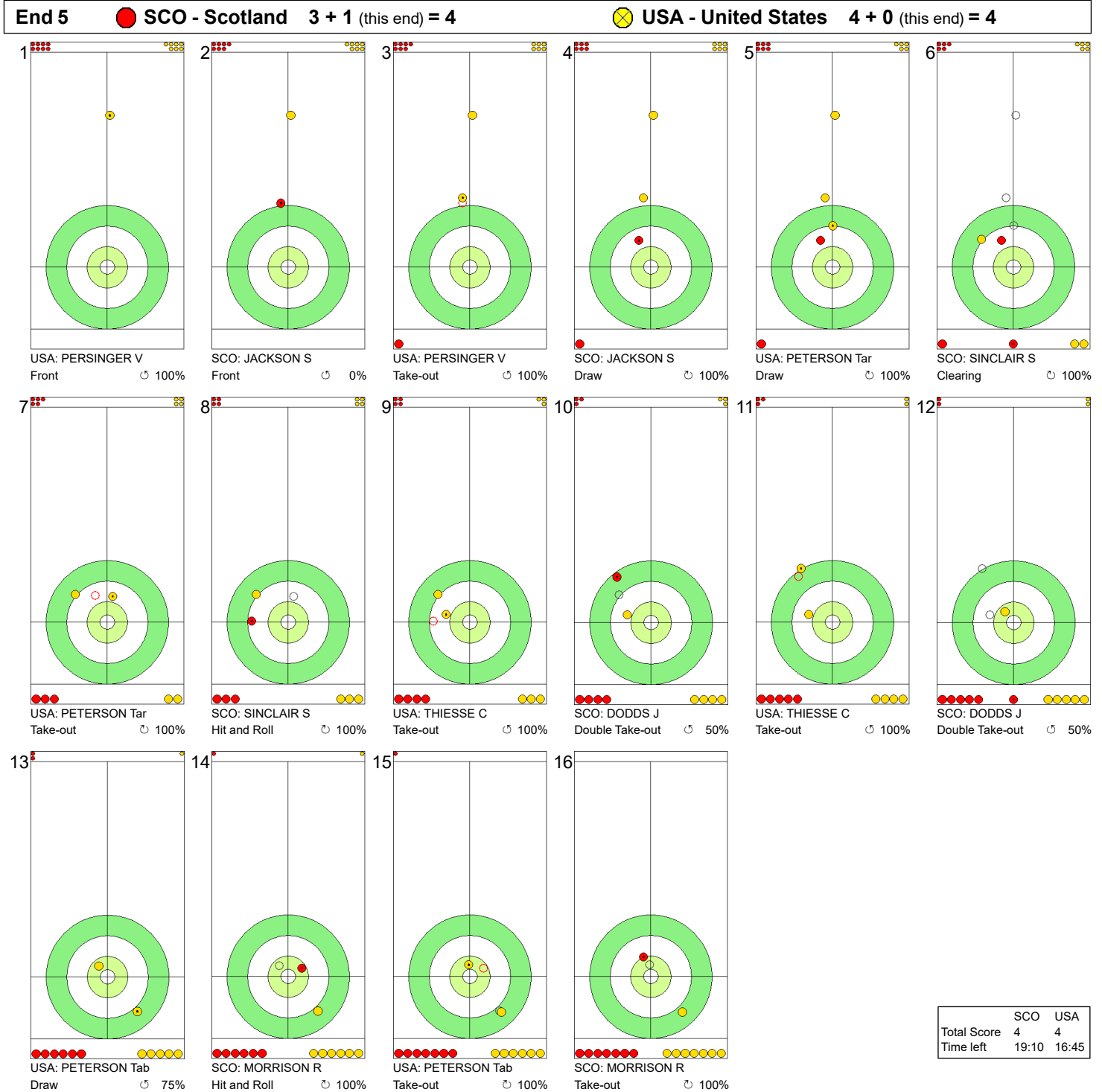
Legend:
 ↻ Clockwise ↺ Counter-clockwise - Not considered

WED 20 MAR 2024
Start Time 19:00

Round Robin Session 14 - Sheet C

WORLD
CURLING

Game - Shot by Shot



Legend:
↻ Clockwise ↺ Counter-clockwise - Not considered

WED 20 MAR 2024
Start Time 19:00

Round Robin Session 14 - Sheet C

Game - Shot by Shot



Legend:
 ↻ Clockwise ↺ Counter-clockwise - Not considered

WED 20 MAR 2024
Start Time 19:00

Round Robin Session 14 - Sheet C

Game - Shot by Shot

End 7 **SCO - Scotland 4 + 1 (this end) = 5** **USA - United States 6 + 0 (this end) = 6**



	SCO	USA
Total Score	5	6
Time left	12:50	10:26

Legend:
 Clockwise Counter-clockwise - Not considered

WED 20 MAR 2024
Start Time 19:00

Round Robin Session 14 - Sheet C

WORLD CURLING

Game - Shot by Shot

End 8 **SCO - Scotland 5 + 0 (this end) = 5** **USA - United States 6 + 1 (this end) = 7**



	SCO	USA
Total Score	5	7
Time left	9:21	7:30

Legend:
 Clockwise Counter-clockwise - Not considered

WED 20 MAR 2024
Start Time 19:00

Round Robin Session 14 - Sheet C

Game - Shot by Shot

End 9 **SCO - Scotland 5 + 1 (this end) = 6** **USA - United States 7 + 0 (this end) = 7**



	SCO	USA
Total Score	6	7
Time left	4:33	3:10

Legend:
 Clockwise
 Counter-clockwise
 - Not considered

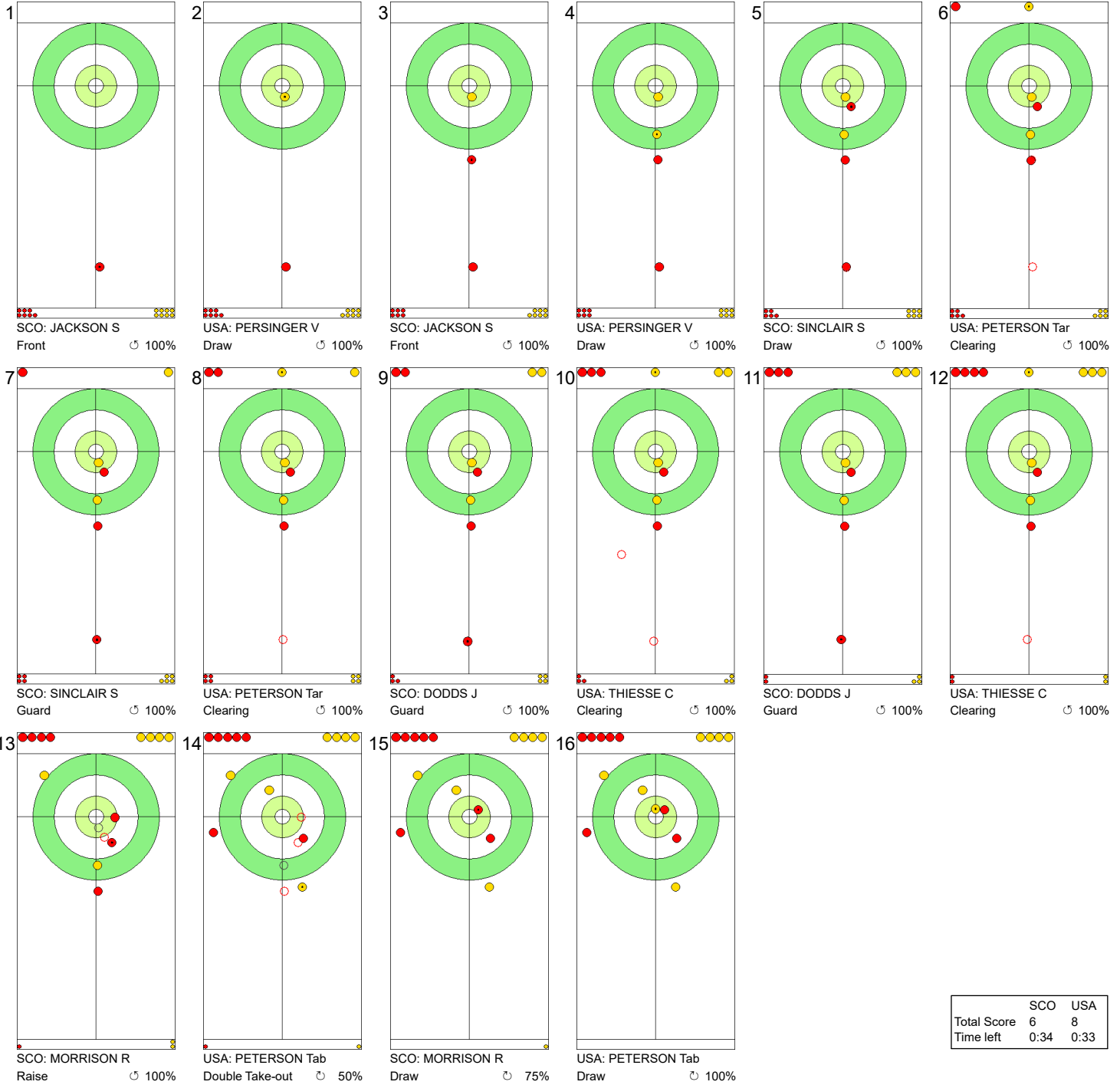
WED 20 MAR 2024
Start Time 19:00

Round Robin Session 14 - Sheet C

WORLD CURLING

Game - Shot by Shot

End 10 **SCO - Scotland 6 + 0 (this end) = 6** **USA - United States 7 + 1 (this end) = 8**



	SCO	USA
Total Score	6	8
Time left	0:34	0:33

Legend:
 Clockwise Counter-clockwise - Not considered

WED 20 MAR 2024
Start Time 19:00

Round Robin Session 14 - Sheet D

WORLD CURLING

Game Results

Sheet	Team	LSFE	1	2	3	4	5	6	7	8	9	10	Extra Ends	Total
D	NZL - New Zealand		0	0	0	0	0	1	0	X	X	X		1
	DEN - Denmark	*	1	2	1	0	2	0	1	X	X	X		7

NZL - New Zealand		Shot Success	Game	All
4 S	SMITH Jessica	65%	63%	
3 V	SMITH Courtney	52%	65%	
2	THURLOW Natalie	80%	80%	
1	THOMPSON Holly	84%	77%	
A	BECKER Bridget	-	64%	
Team Total		70%	68%	

DEN - Denmark		Shot Success	Game	All
4 S	DUPONT Madeleine	93%	73%	
3 V	HALSE Mathilde	77%	81%	
2	LANDER Jasmin	73%	84%	
1	LARSEN My	86%	79%	
A	DUPONT Denise	-	79%	
Team Total		82%	79%	

Last Stone Draw		Distance
⌚	SMITH Jessica	48.1cm
⌚	THOMPSON Holly	101.8cm
Total		149.9cm

Last Stone Draw		Distance
⌚	LARSEN My	21.9cm
⌚	HALSE Mathilde	52.8cm
Total		74.7cm

Time remaining: 12 minutes 28 seconds

Time remaining: 15 minutes 22 seconds

Shot Success Analysis

NZL - New Zealand		⌚	⌚	Game
4	SMITH Jessica	Draws	6 42%	0 - 6 42%
		Take-outs	3 83%	4 88% 7 86%
		Total	9 56%	4 88% 13 65%
3	SMITH Courtney	Draws	4 44%	2 100% 6 63%
		Take-outs	2 0%	6 58% 8 44%
		Total	6 29%	8 69% 14 52%
2	THURLOW Natalie	Draws	2 75%	2 100% 4 88%
		Take-outs	6 88%	4 63% 10 78%
		Total	8 84%	6 75% 14 80%
1	THOMPSON Holly	Draws	5 90%	7 86% 12 88%
		Take-outs	2 63%	0 - 2 63%
		Total	7 82%	7 86% 14 84%
A	BECKER Bridget	Draws	0 - 0 - 0 -	
		Take-outs	0 - 0 - 0 -	
		Total	0 - 0 - 0 -	
Team		Draws	17 60%	11 91% 28 72%
		Take-outs	13 69%	14 68% 27 69%
		Total	30 64%	25 78% 55 70%

DEN - Denmark		⌚	⌚	Game
4	DUPONT Madeleine	Draws	2 100%	2 100% 4 100%
		Take-outs	4 100%	6 83% 10 90%
		Total	6 100%	8 88% 14 93%
3	HALSE Mathilde	Draws	0 - 2 100%	2 100%
		Take-outs	4 38%	8 91% 12 73%
		Total	4 38%	10 93% 14 77%
2	LANDER Jasmin	Draws	3 58%	2 75% 5 65%
		Take-outs	0 - 9 78%	9 78%
		Total	3 58%	11 77% 14 73%
1	LARSEN My	Draws	9 86%	4 81% 13 85%
		Take-outs	0 - 1 100%	1 100%
		Total	9 86%	5 85% 14 86%
A	DUPONT Denise	Draws	0 - 0 - 0 -	
		Take-outs	0 - 0 - 0 -	
		Total	0 - 0 - 0 -	
Team		Draws	14 82%	10 88% 24 84%
		Take-outs	8 69%	24 84% 32 80%
		Total	22 77%	34 85% 56 82%

Note:
Position and function for each team member:
4 = Fourth, 3 = Third, 2 = Second, 1 = Lead, A = Alternate, S = Skip, V = Vice-Skip

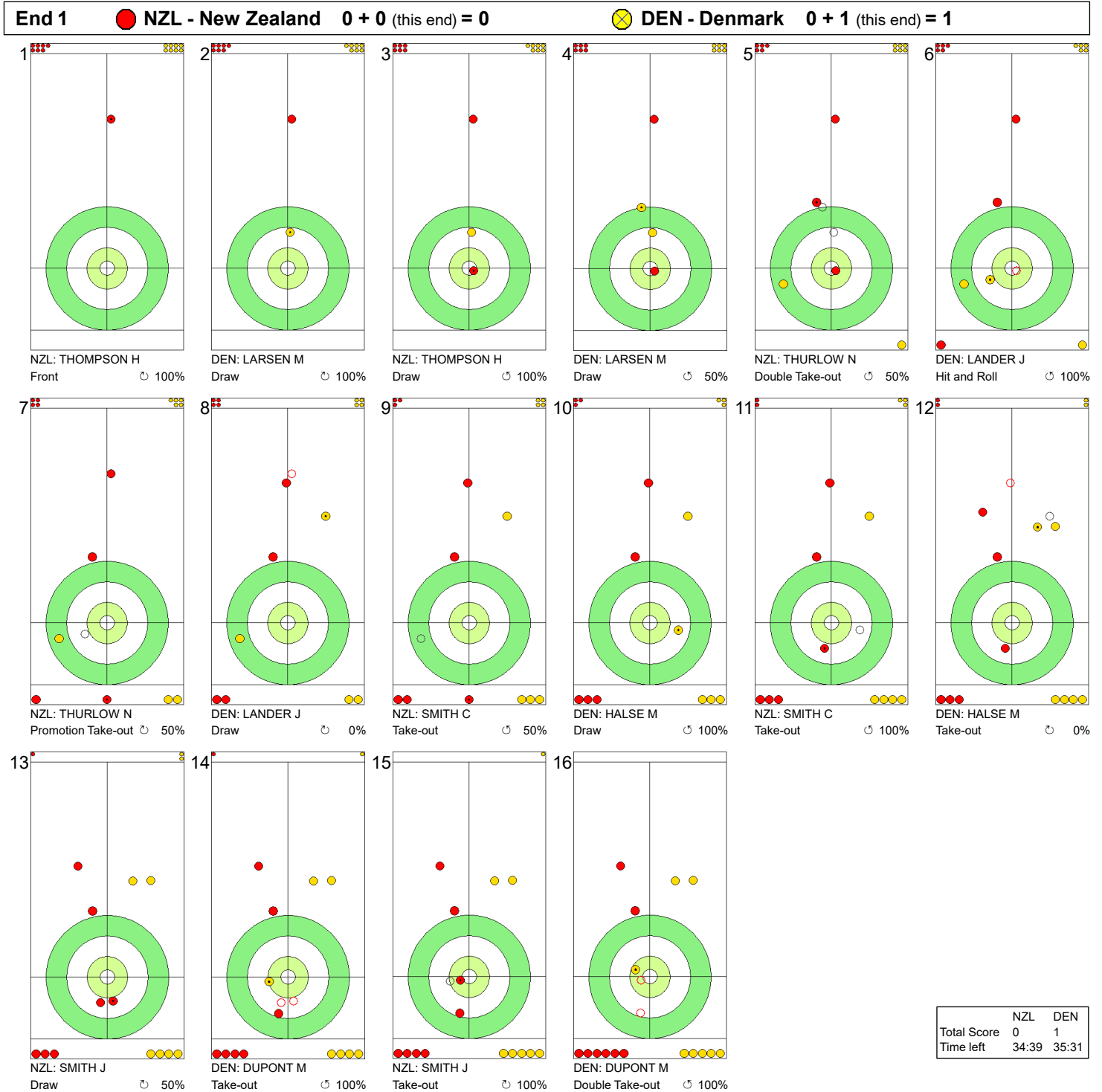
Legend:
⌚ Clockwise ⌚ Counter-clockwise LSFE(*) Last Stone First End
X Unplayed/unfinished end due to concession

WED 20 MAR 2024
Start Time 19:00

Round Robin Session 14 - Sheet D

WORLD CURLING

Game - Shot by Shot

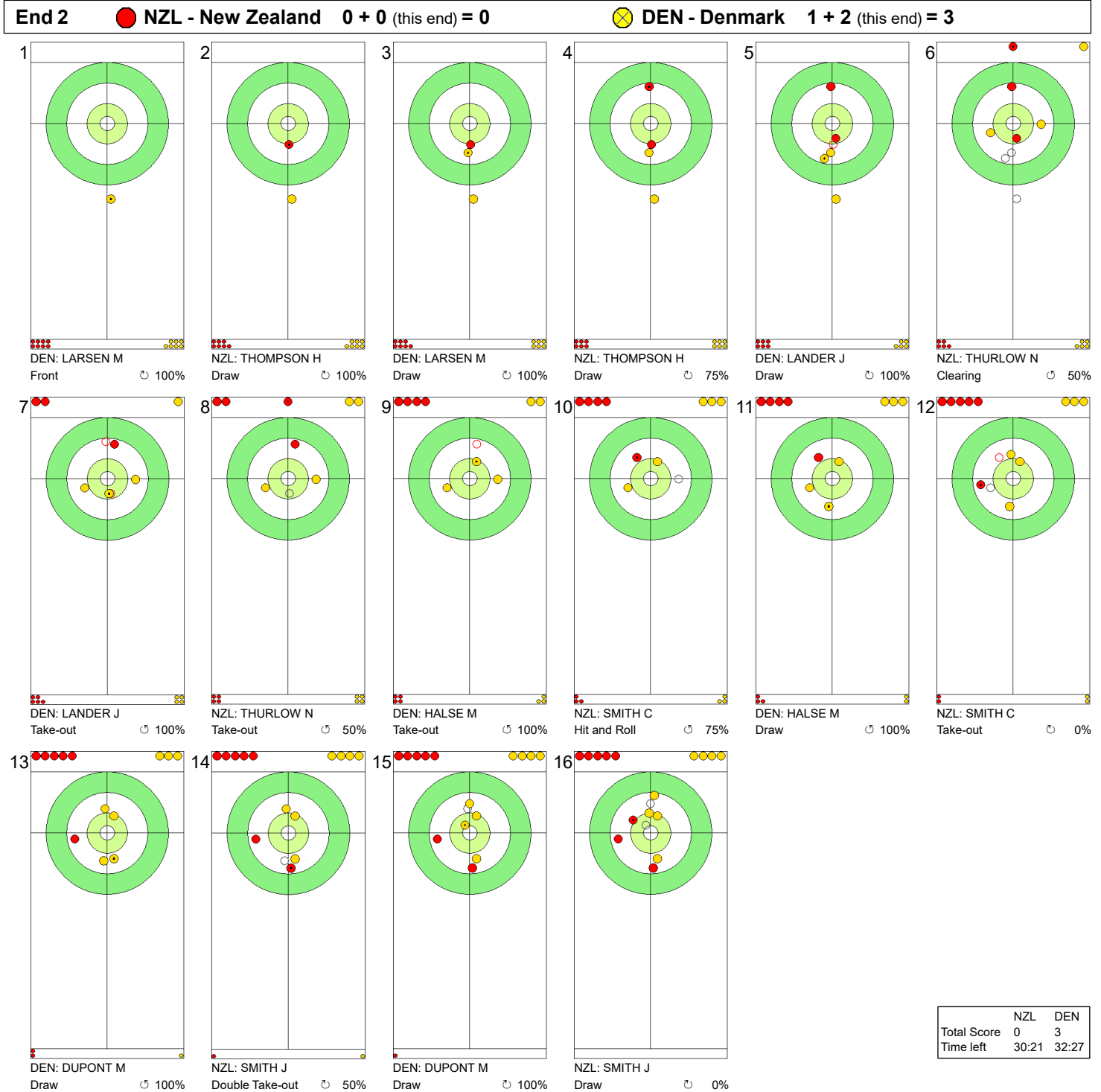


WED 20 MAR 2024
Start Time 19:00

Round Robin Session 14 - Sheet D

WORLD CURLING

Game - Shot by Shot



	NZL	DEN
Total Score	0	3
Time left	30:21	32:27

Legend:
 Clockwise
 Counter-clockwise
 - Not considered

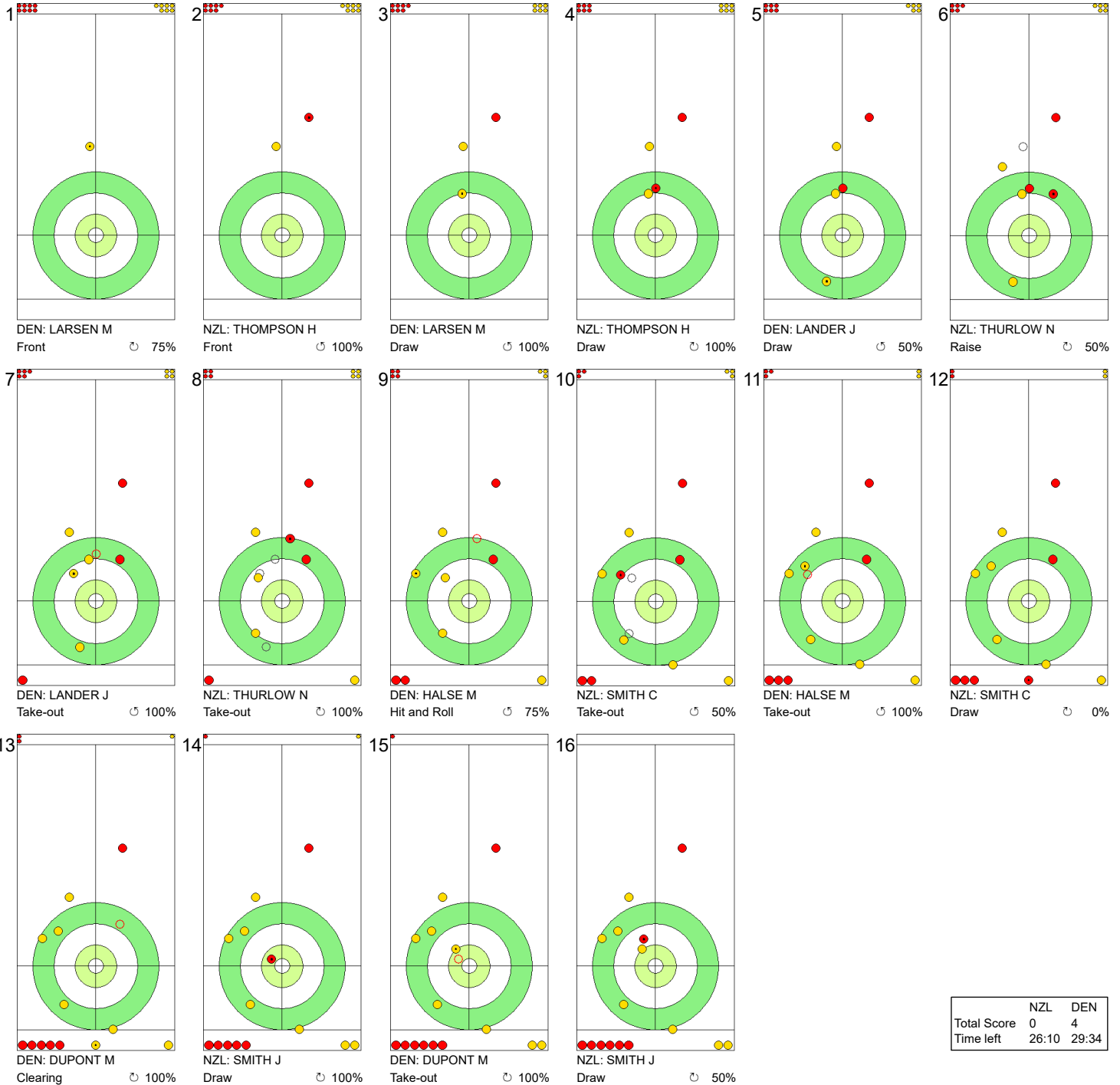
WED 20 MAR 2024
Start Time 19:00

Round Robin Session 14 - Sheet D

WORLD CURLING

Game - Shot by Shot

End 3 **NZL - New Zealand** 0 + 0 (this end) = 0 **DEN - Denmark** 3 + 1 (this end) = 4



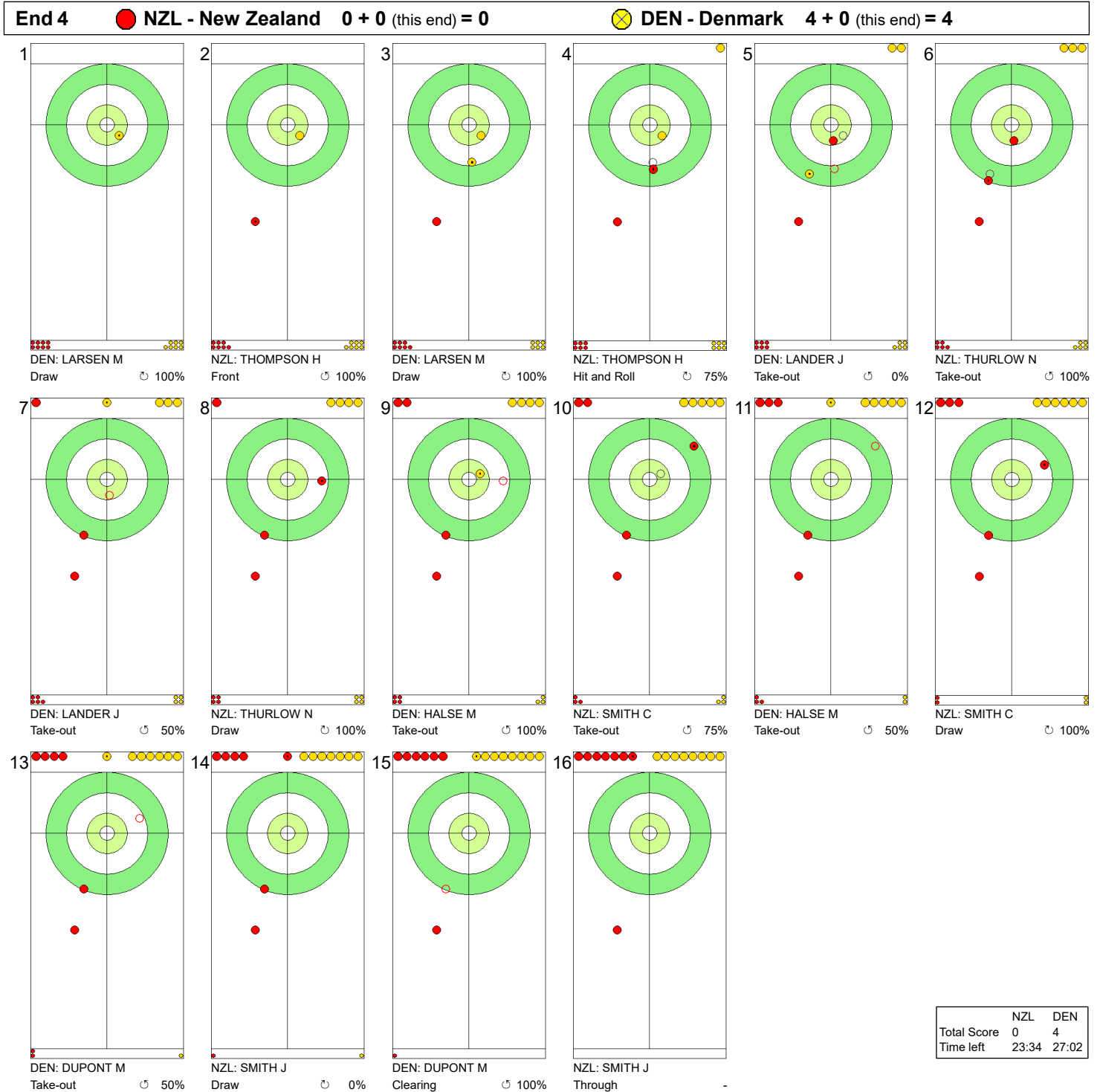
	NZL	DEN
Total Score	0	4
Time left	26:10	29:34

Legend:
 ↻ Clockwise ↺ Counter-clockwise - Not considered

WED 20 MAR 2024
Start Time 19:00

Round Robin Session 14 - Sheet D

Game - Shot by Shot



Legend:
 Clockwise Counter-clockwise - Not considered

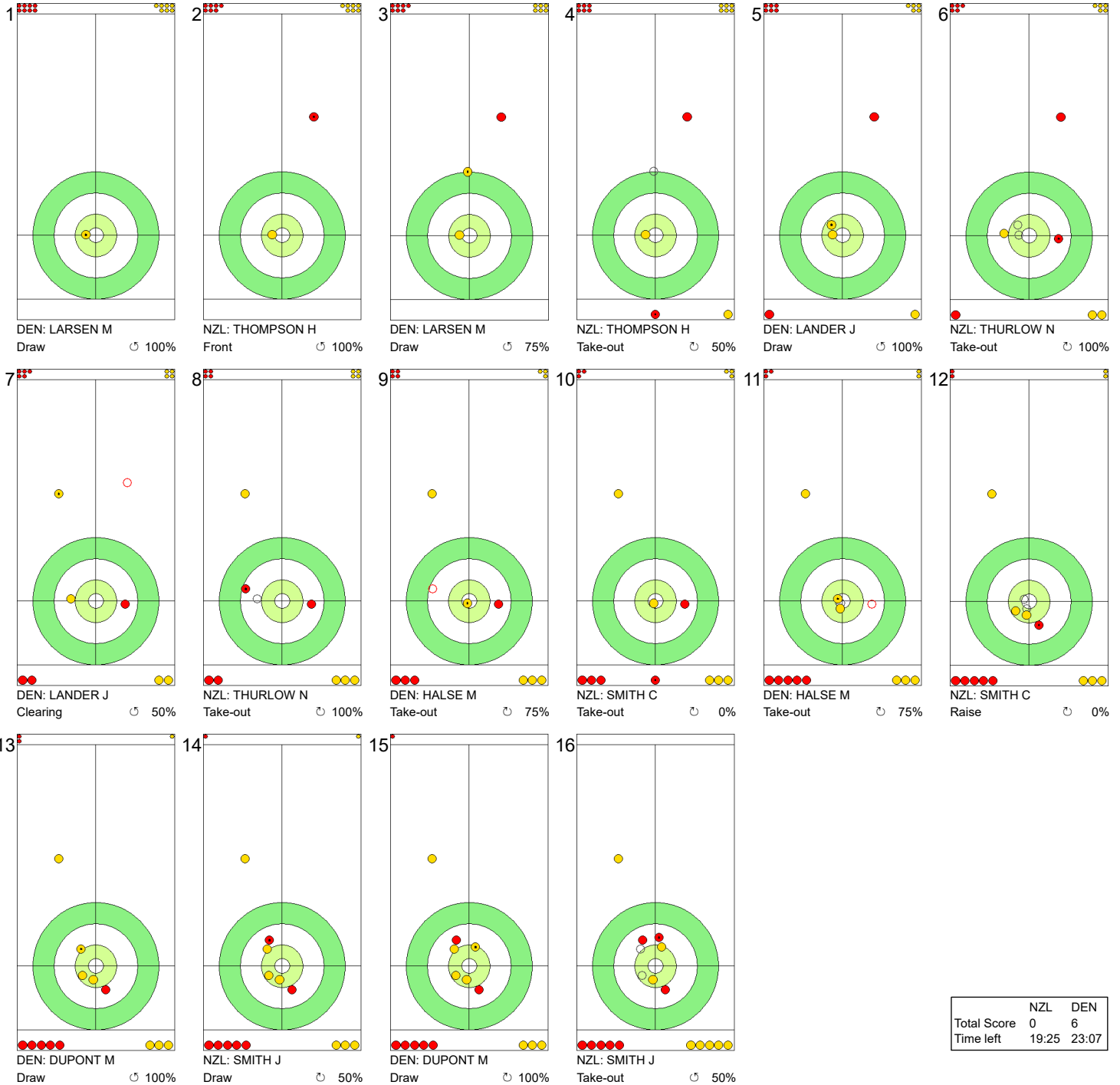
WED 20 MAR 2024
Start Time 19:00

Round Robin Session 14 - Sheet D

WORLD CURLING

Game - Shot by Shot

End 5 ● **NZL - New Zealand** **0 + 0** (this end) = **0** ⊗ **DEN - Denmark** **4 + 2** (this end) = **6**



	NZL	DEN
Total Score	0	6
Time left	19:25	23:07

Legend:
↻ Clockwise ↺ Counter-clockwise - Not considered

WED 20 MAR 2024
Start Time 19:00

Round Robin Session 14 - Sheet D

WORLD CURLING

Game - Shot by Shot

End 6 ● NZL - New Zealand 0 + 1 (this end) = 1			⊗ DEN - Denmark 6 + 0 (this end) = 6		
1 DEN: LARSEN M Draw 75%	2 NZL: THOMPSON H Front 100%	3 DEN: LARSEN M Draw 75%	4 NZL: THOMPSON H Draw 0%	5 DEN: LANDER J Draw 75%	6 NZL: THURLOW N Take-out 75%
7 DEN: LANDER J Clearing 100%	8 NZL: THURLOW N Take-out 100%	9 DEN: HALSE M Hit and Roll 100%	10 NZL: SMITH C Draw 100%	11 DEN: HALSE M Take-out 100%	12 NZL: SMITH C Take-out 0%
13 DEN: DUPONT M Hit and Roll 50%	14 NZL: SMITH J Take-out 100%	15 DEN: DUPONT M Double Take-out 100%	16 NZL: SMITH J Take-out 100%		

	NZL	DEN
Total Score	1	6
Time left	16:05	19:15

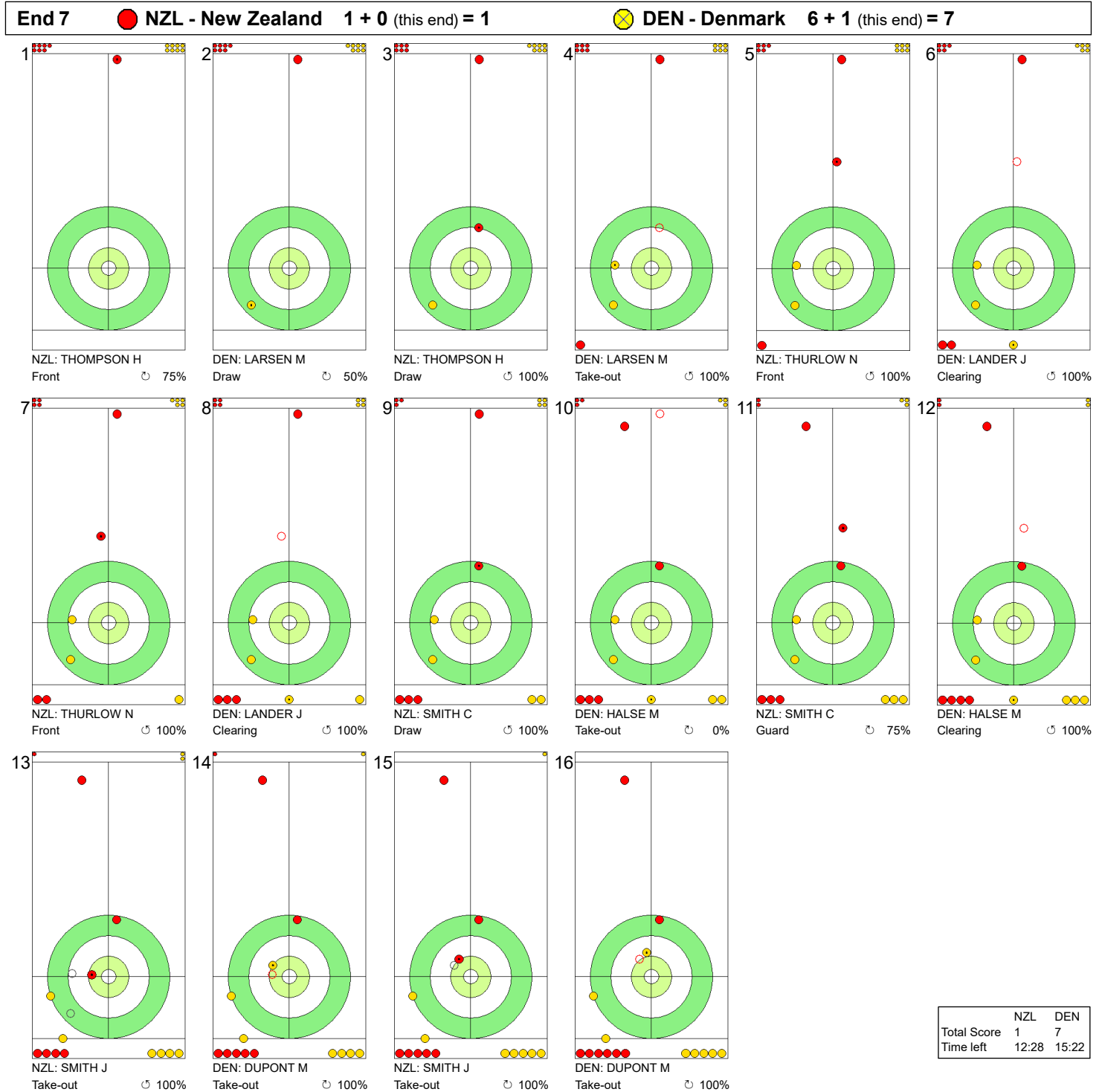
Legend:
↻ Clockwise ↻ Counter-clockwise - Not considered

WED 20 MAR 2024
Start Time 19:00

Round Robin Session 14 - Sheet D

WORLD CURLING

Game - Shot by Shot



Legend:
↻ Clockwise ↻ Counter-clockwise - Not considered

WED 20 MAR 2024
Start Time 14:00

Round Robin Session 13

**WORLD
CURLING**

Session Results and Standings

Sheet	Team	LSD/LSFE	1	2	3	4	5	6	7	8	9	10	Extra Ends	Total
A	DEN - Denmark	133.9cm	0	0	1	0	1	0	1	0	3	0		6
	ITA - Italy	45.4cm *	0	3	0	1	0	2	0	1	0	1		8
B	NOR - Norway	33.1cm *	0	1	0	2	0	0	0	1	1	0		5
	JPN - Japan	118.0cm	1	0	1	0	3	1	1	0	0	1		8
C	EST - Estonia	28.7cm *	0	1	0	2	0	2	0	1	0	0		6
	TUR - Türkiye	51.2cm	1	0	1	0	1	0	1	0	3	1		8
D	SUI - Switzerland	37.2cm *	0	0	2	0	2	0	0	0	0	1	0	5
	SCO - Scotland	40.1cm	0	1	0	1	0	0	0	3	0	0	1	6

Current Standings

Rank	Team	Games	Wins	Losses
1	CAN - Canada	7	7	0
2	ITA - Italy	8	7	1
3	SUI - Switzerland	8	6	2
4	KOR - Korea	7	5	2
5	DEN - Denmark	8	5	3
5	SWE - Sweden	8	5	3
7	JPN - Japan	8	3	5
7	NOR - Norway	8	3	5
7	SCO - Scotland	8	3	5
10	USA - United States	7	2	5
11	TUR - Türkiye	8	2	6
12	NZL - New Zealand	7	1	6
13	EST - Estonia	8	1	7

Attendance

Session: 929 Total: 20'482

Note:
Under WCF rules, tie-breaking rules for standings are not applied until after the last game of the round robin.

Legend:
LSD Last Stone Draw LSFE(*) Last Stone First End

WED 20 MAR 2024
Start Time 14:00

Round Robin Session 13 - Sheet A

Game Results

Sheet	Team	LSFE	1	2	3	4	5	6	7	8	9	10	Extra Ends	Total
A	DEN - Denmark		0	0	1	0	1	0	1	0	3	0		6
	ITA - Italy	*	0	3	0	1	0	2	0	1	0	1		8

DEN - Denmark		Shot Success	Game	All
4 S	DUPONT Madeleine	65%	71%	
3 V	HALSE Mathilde	78%	82%	
2	LANDER Jasmin	85%	86%	
1	LARSEN My	79%	79%	
A	DUPONT Denise	-	79%	
Team Total		77%	79%	

ITA - Italy		Shot Success	Game	All
4 S	CONSTANTINI Stefania	71%	85%	
3	MATHIS Elena	78%	80%	
2	ROMEI Angela	92%	87%	
1 V	ZARDINI LACEDELLI Giulia	91%	91%	
A	LO DESERTO Marta	-	100%	
Team Total		83%	86%	

Last Stone Draw Distance

⌚	DUPONT Madeleine	71.4cm
⌚	LARSEN My	62.5cm
Total		133.9cm

Last Stone Draw Distance

⌚	MATHIS Elena	21.9cm
⌚	ROMEI Angela	23.5cm
Total		45.4cm

Time remaining: 6 minutes 46 seconds

Time remaining: 2 minutes 6 seconds

Time-out: End 10 - DEN stone 7

Time-out: End 8 - ITA stone 7

Shot Success Analysis

DEN - Denmark		⌚	⌚	Game
4	DUPONT Madeleine	Draws 7 57%	3 67%	10 60%
	Take-outs 2 63%	8 72%	10 70%	
	Total 9 58%	11 70%	20 65%	
3	HALSE Mathilde	Draws 7 79%	6 83%	13 81%
	Take-outs 5 75%	2 63%	7 71%	
	Total 12 77%	8 78%	20 78%	
2	LANDER Jasmin	Draws 9 75%	5 90%	14 80%
	Take-outs 1 100%	5 95%	6 96%	
	Total 10 78%	10 93%	20 85%	
1	LARSEN My	Draws 6 92%	13 71%	19 78%
	Take-outs 1 100%	0 -	1 100%	
	Total 7 93%	13 71%	20 79%	
A	DUPONT Denise	Draws 0 -	0 -	0 -
	Take-outs 0 -	0 -	0 -	
	Total 0 -	0 -	0 -	
Team	Draws 29 75%	27 77%	56 76%	
	Take-outs 9 78%	15 78%	24 78%	
	Total 38 76%	42 77%	80 77%	

ITA - Italy		⌚	⌚	Game
4	CONSTANTINI Stefania	Draws 5 20%	2 88%	7 39%
	Take-outs 1 25%	11 95%	12 90%	
	Total 6 21%	13 94%	19 71%	
3	MATHIS Elena	Draws 0 -	2 75%	2 75%
	Take-outs 4 81%	14 77%	18 78%	
	Total 4 81%	16 77%	20 78%	
2	ROMEI Angela	Draws 3 67%	3 100%	6 83%
	Take-outs 8 94%	5 100%	13 96%	
	Total 11 86%	8 100%	19 92%	
1	ZARDINI LACEDELLI Giulia	Draws 9 89%	7 96%	16 92%
	Take-outs 1 50%	3 100%	4 88%	
	Total 10 85%	10 98%	20 91%	
A	LO DESERTO Marta	Draws 0 -	0 -	0 -
	Take-outs 0 -	0 -	0 -	
	Total 0 -	0 -	0 -	
Team	Draws 17 65%	14 93%	31 77%	
	Take-outs 14 82%	33 89%	47 87%	
	Total 31 73%	47 90%	78 83%	

Note:
Position and function for each team member:
4 = Fourth, 3 = Third, 2 = Second, 1 = Lead, A = Alternate, S = Skip, V = Vice-Skip

Legend:
⌚ Clockwise ⌚ Counter-clockwise LSFE(*) Last Stone First End

WED 20 MAR 2024
Start Time 14:00

Round Robin Session 13 - Sheet A

WORLD CURLING

Game - Shot by Shot

End 1 ● DEN - Denmark 0 + 0 (this end) = 0			● ITA - Italy 0 + 0 (this end) = 0		
1		2		3	
4		5		6	
7		8		9	
10		11		12	
13		14		15	
16					

	DEN	ITA
Total Score	0	0
Time left	36:41	36:23

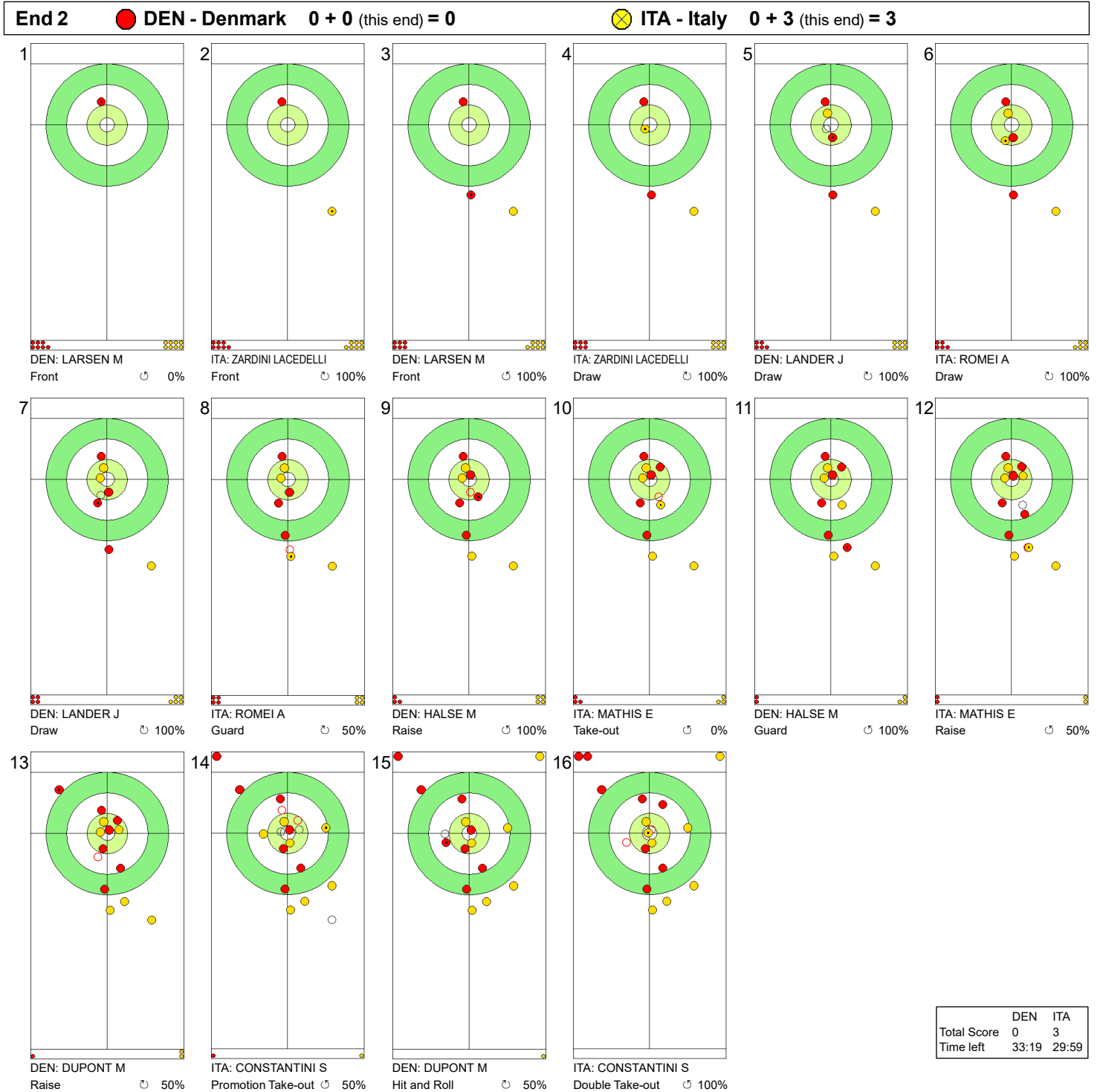
Legend:
 Clockwise
 Counter-clockwise
 - Not considered

WED 20 MAR 2024
Start Time 14:00

Round Robin Session 13 - Sheet A

WORLD CURLING

Game - Shot by Shot



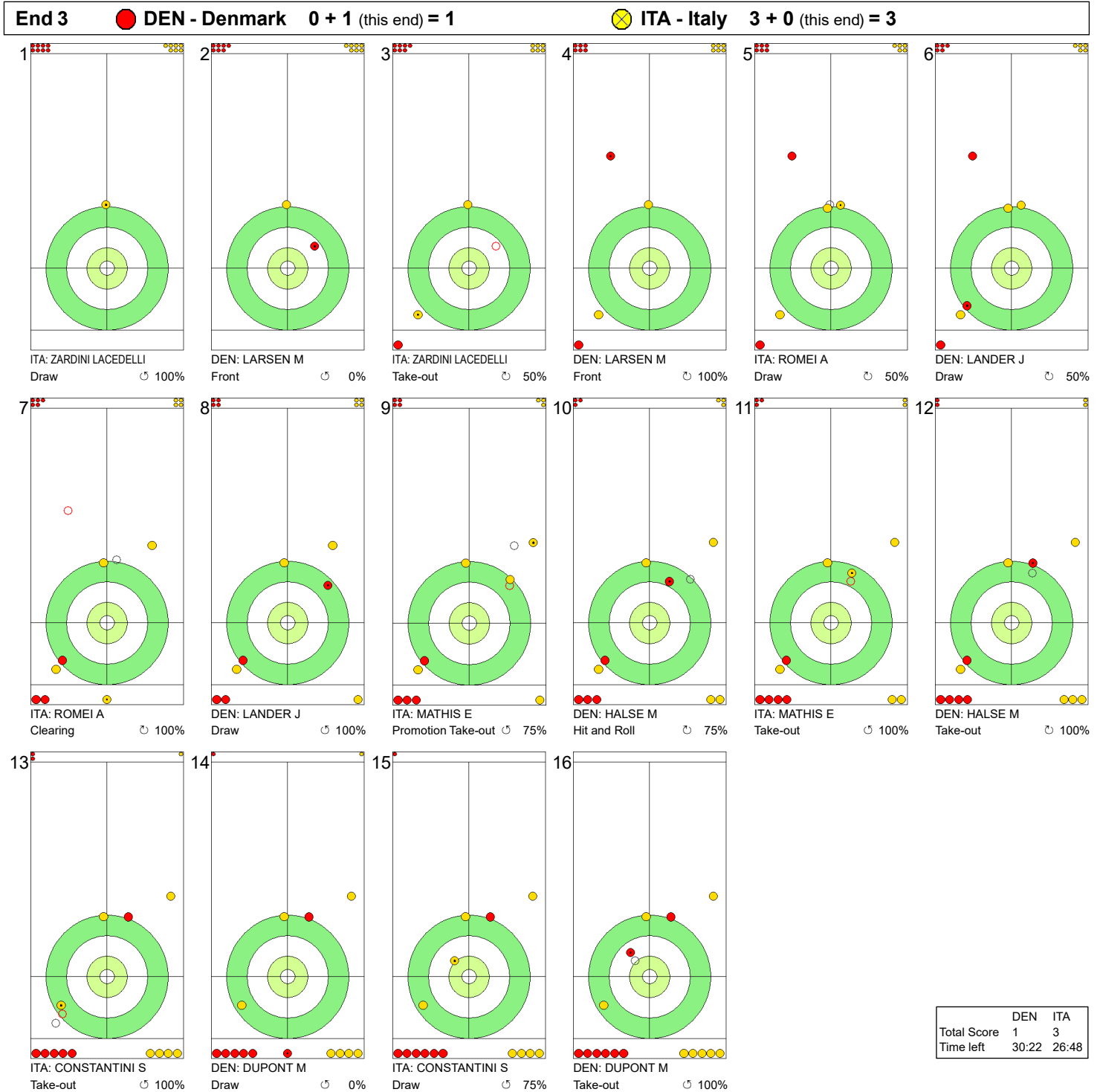
Legend:
 ↻ Clockwise ↺ Counter-clockwise - Not considered

WED 20 MAR 2024
Start Time 14:00

Round Robin Session 13 - Sheet A

WORLD CURLING

Game - Shot by Shot

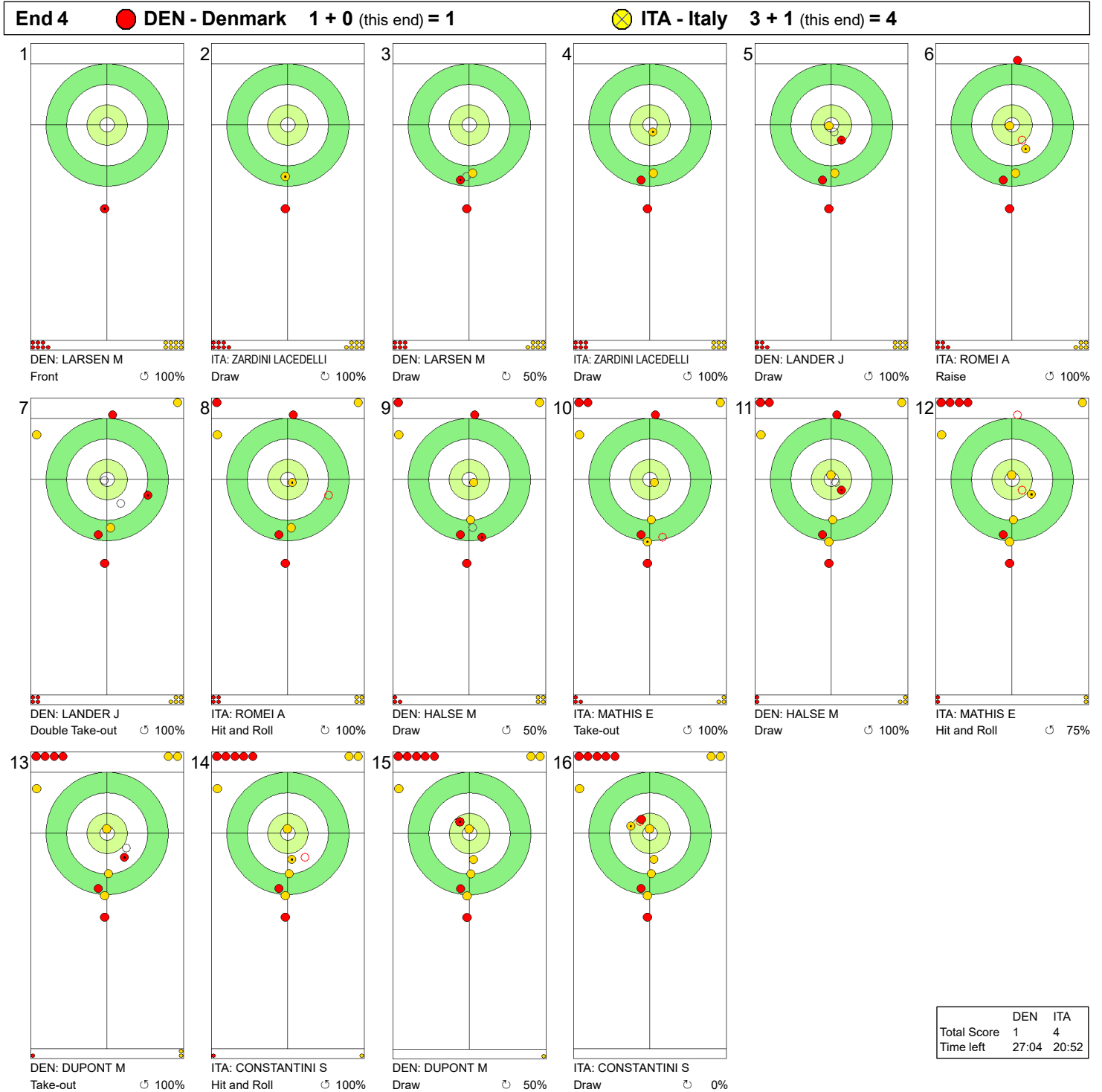


Legend:
 ↻ Clockwise ↺ Counter-clockwise - Not considered

WED 20 MAR 2024
Start Time 14:00

Round Robin Session 13 - Sheet A

Game - Shot by Shot



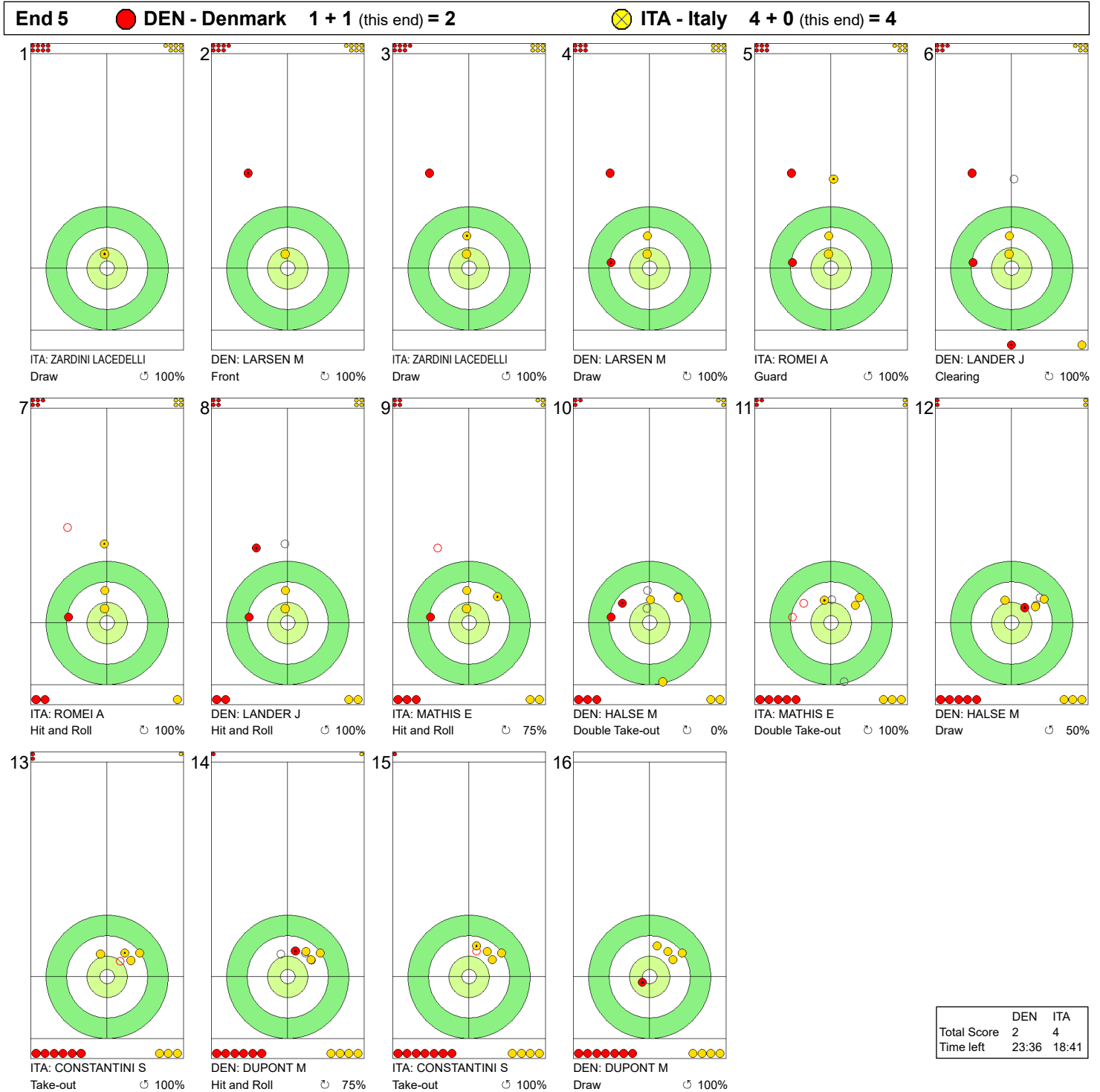
Legend:
 ↻ Clockwise ↺ Counter-clockwise - Not considered

WED 20 MAR 2024
Start Time 14:00

Round Robin Session 13 - Sheet A

WORLD CURLING

Game - Shot by Shot



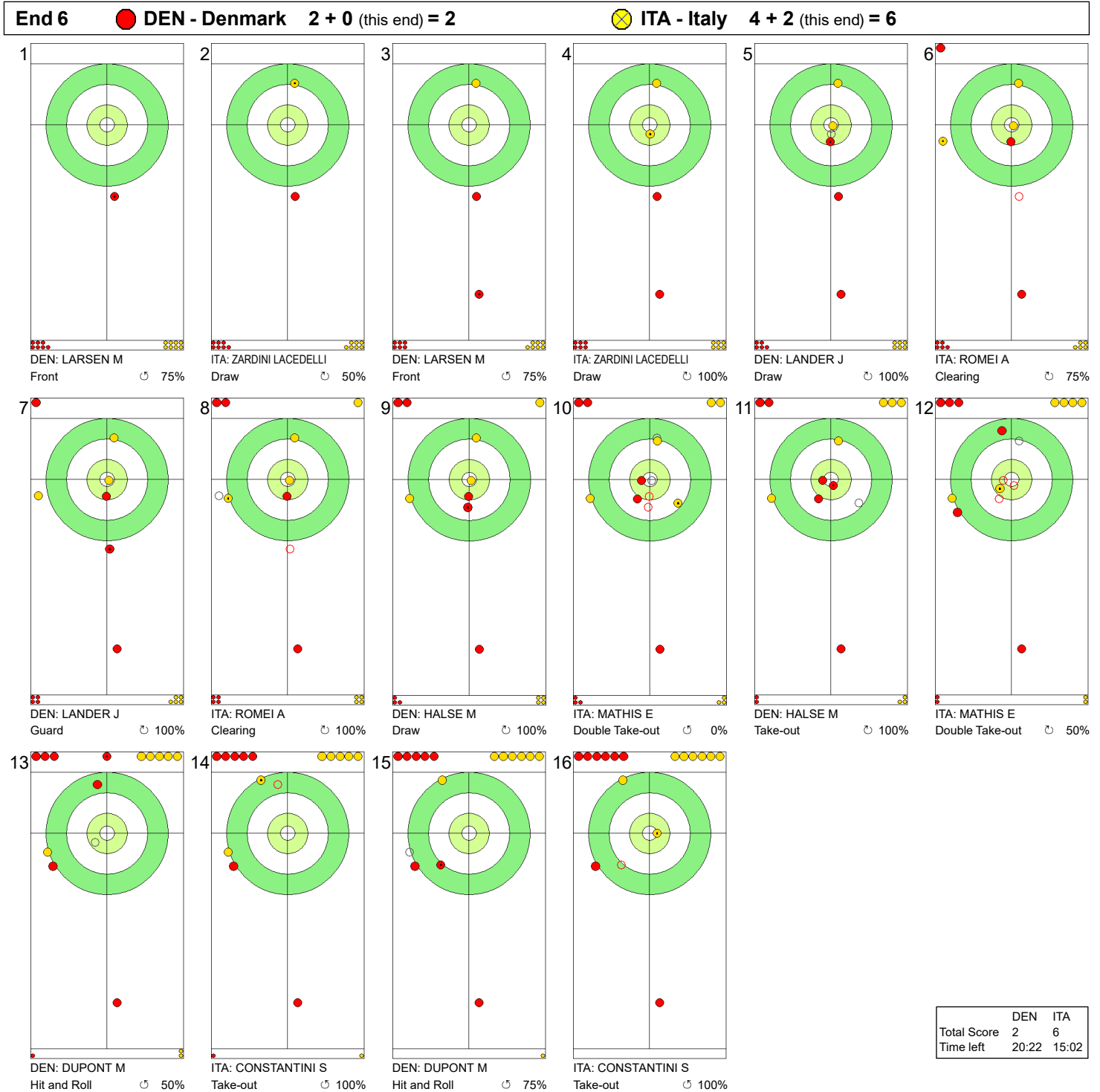
Legend:
 ↻ Clockwise ↺ Counter-clockwise - Not considered

WED 20 MAR 2024
Start Time 14:00

Round Robin Session 13 - Sheet A

WORLD CURLING

Game - Shot by Shot



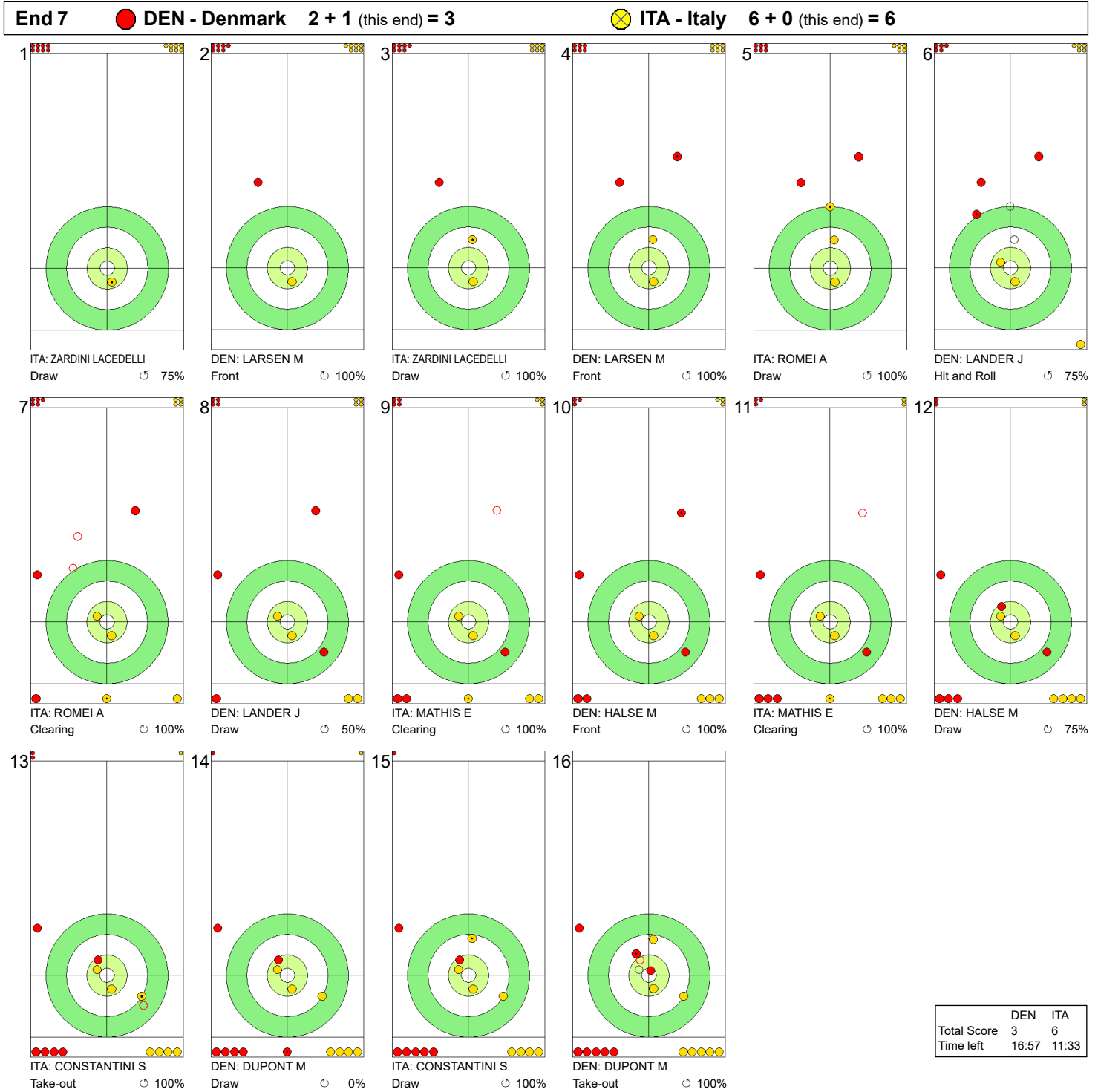
Legend:
 ↻ Clockwise ↺ Counter-clockwise - Not considered

WED 20 MAR 2024
Start Time 14:00

Round Robin Session 13 - Sheet A

WORLD CURLING

Game - Shot by Shot



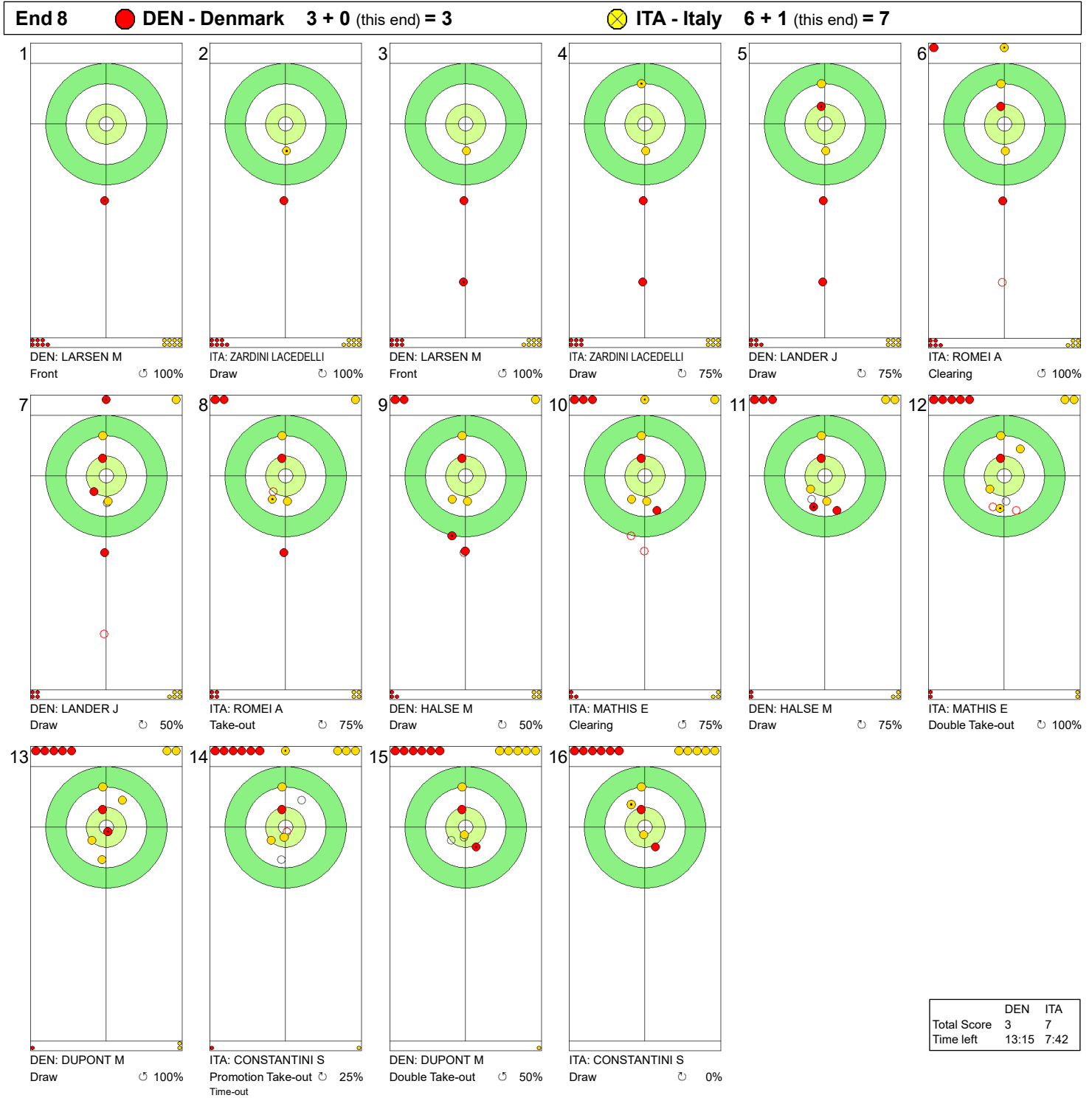
	DEN	ITA
Total Score	3	6
Time left	16:57	11:33

Legend:
↻ Clockwise ↻ Counter-clockwise - Not considered

WED 20 MAR 2024
Start Time 14:00

Round Robin Session 13 - Sheet A

Game - Shot by Shot

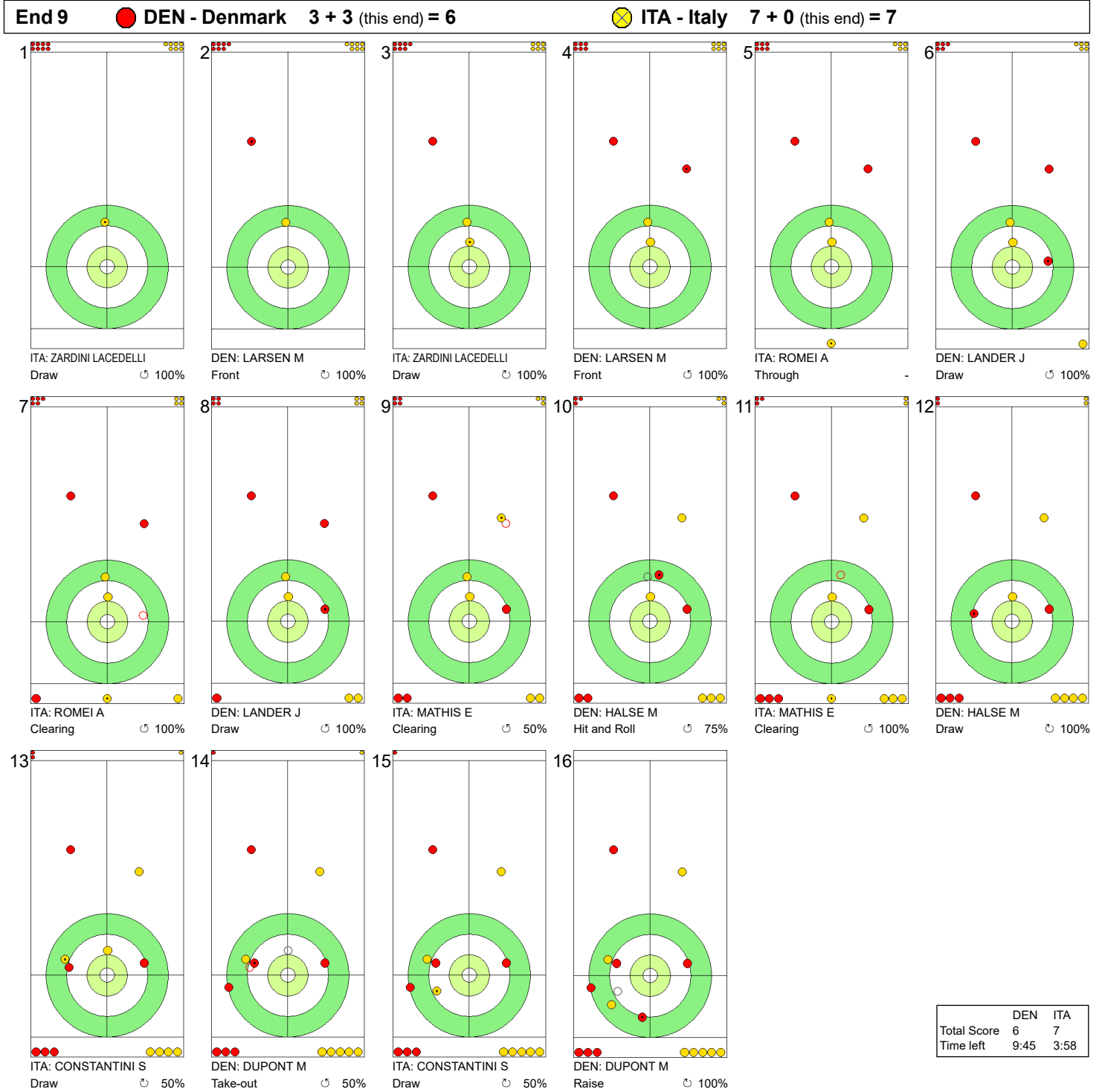


Legend:
 ↻ Clockwise ↺ Counter-clockwise - Not considered

WED 20 MAR 2024
Start Time 14:00

Round Robin Session 13 - Sheet A

Game - Shot by Shot



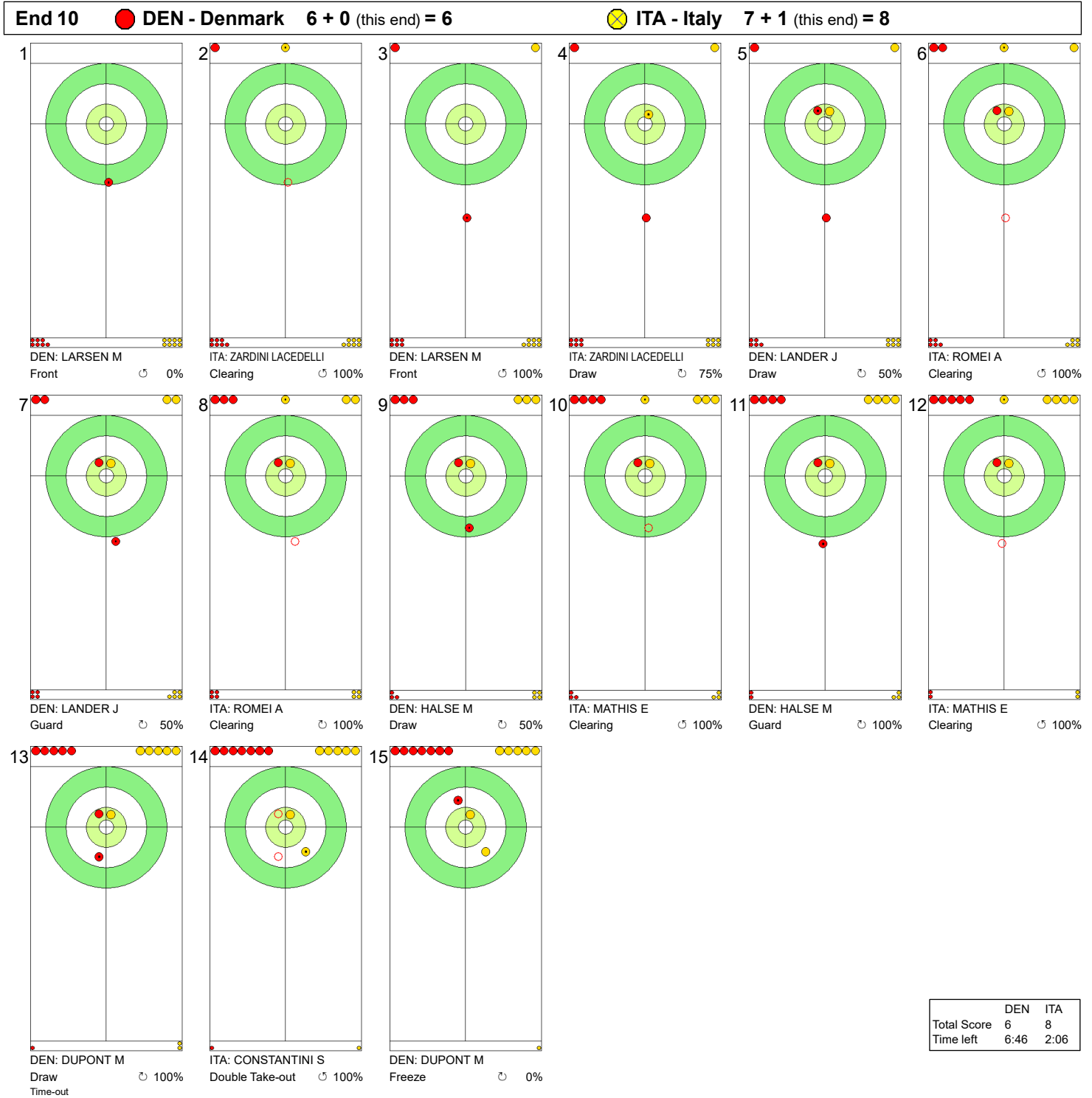
	DEN	ITA
Total Score	6	7
Time left	9:45	3:58

Legend:
 ↻ Clockwise ↺ Counter-clockwise - Not considered

WED 20 MAR 2024
Start Time 14:00

Round Robin Session 13 - Sheet A

Game - Shot by Shot



	DEN	ITA
Total Score	6	8
Time left	6:46	2:06

Legend:
 ↻ Clockwise ↺ Counter-clockwise - Not considered

WED 20 MAR 2024
Start Time 14:00

Round Robin Session 13 - Sheet B

Game Results

Sheet	Team	LSFE	1	2	3	4	5	6	7	8	9	10	Extra Ends	Total
B	NOR - Norway	*	0	1	0	2	0	0	0	1	1	0		5
	JPN - Japan		1	0	1	0	3	1	1	0	0	1		8

NOR - Norway		Shot Success Game	All
4 V	SKASLIEN Kristin	66%	75%
3 S	ROERVIK Marianne	91%	84%
2	HASLEV NORDBYE Mille	86%	84%
1	ROENNING Martine	95%	91%
A	FORBREGD Ingeborg	-	-
Team Total		85%	84%

JPN - Japan		Shot Success Game	All
4 S	UENO Miyu	68%	66%
3 V	KANAI Asuka	75%	75%
2	NISHIMURO Junko	81%	74%
1	UENO Yui	88%	89%
A	RYOKAWA Mone	-	99%
Team Total		78%	77%

Last Stone Draw Distance

⌚	ROERVIK Marianne	15.5cm
⌚	HASLEV NORDBYE Mille	17.6cm
Total		33.1cm

Last Stone Draw Distance

⌚	UENO Miyu	20.4cm
⌚	NISHIMURO Junko	97.6cm
Total		118.0cm

Time remaining: 1 minute 24 seconds

Time-out: End 10 - NOR stone 8

Time remaining: 0 minutes 40 seconds

Time-out: End 10 - JPN stone 5

Shot Success Analysis

NOR - Norway		⌚	⌚	Game	
4	SKASLIEN Kristin	Draws	4 56%	3 67%	7 61%
		Take-outs	8 50%	5 100%	13 69%
		Total	12 52%	8 88%	20 66%
3	ROERVIK Marianne	Draws	3 75%	3 100%	6 88%
		Take-outs	10 95%	4 88%	14 93%
		Total	13 90%	7 93%	20 91%
2	HASLEV NORDBYE Mille	Draws	5 95%	7 82%	12 88%
		Take-outs	5 85%	3 83%	8 84%
		Total	10 90%	10 83%	20 86%
1	ROENNING Martine	Draws	7 89%	12 98%	19 95%
		Take-outs	1 100%	0 -	1 100%
		Total	8 91%	12 98%	20 95%
A	FORBREGD Ingeborg	Draws	0 -	0 -	0 -
		Take-outs	0 -	0 -	0 -
		Total	0 -	0 -	0 -
Team		Draws	19 82%	25 90%	44 86%
		Take-outs	24 78%	12 92%	36 83%
		Total	43 80%	37 91%	80 85%

JPN - Japan		⌚	⌚	Game	
4	UENO Miyu	Draws	7 68%	1 100%	8 72%
		Take-outs	1 50%	11 66%	12 65%
		Total	8 66%	12 69%	20 68%
3	KANAI Asuka	Draws	2 0%	5 85%	7 61%
		Take-outs	4 88%	9 81%	13 83%
		Total	6 58%	14 82%	20 75%
2	NISHIMURO Junko	Draws	3 100%	6 92%	9 94%
		Take-outs	3 67%	8 72%	11 70%
		Total	6 83%	14 80%	20 81%
1	UENO Yui	Draws	9 94%	11 82%	20 88%
		Take-outs	0 -	0 -	0 -
		Total	9 94%	11 82%	20 88%
A	RYOKAWA Mone	Draws	0 -	0 -	0 -
		Take-outs	0 -	0 -	0 -
		Total	0 -	0 -	0 -
Team		Draws	21 77%	23 86%	44 82%
		Take-outs	8 75%	28 72%	36 73%
		Total	29 77%	51 78%	80 78%

Note:

Position and function for each team member:

4 = Fourth, 3 = Third, 2 = Second, 1 = Lead, A = Alternate, S = Skip, V = Vice-Skip

Legend:

⌚ Clockwise

⌚ Counter-clockwise

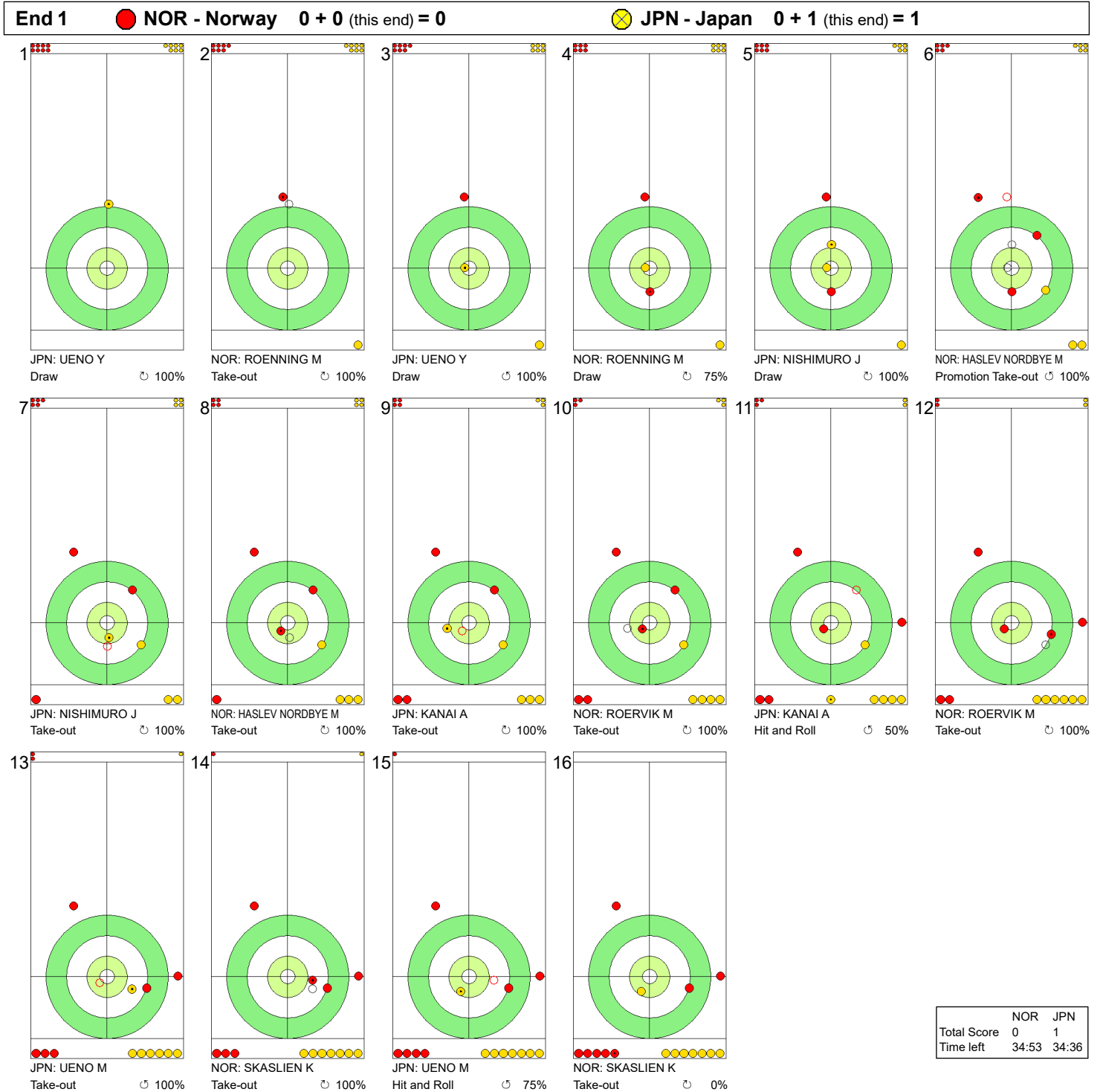
LSFE(*) Last Stone First End

WED 20 MAR 2024
Start Time 14:00

Round Robin Session 13 - Sheet B

WORLD CURLING

Game - Shot by Shot



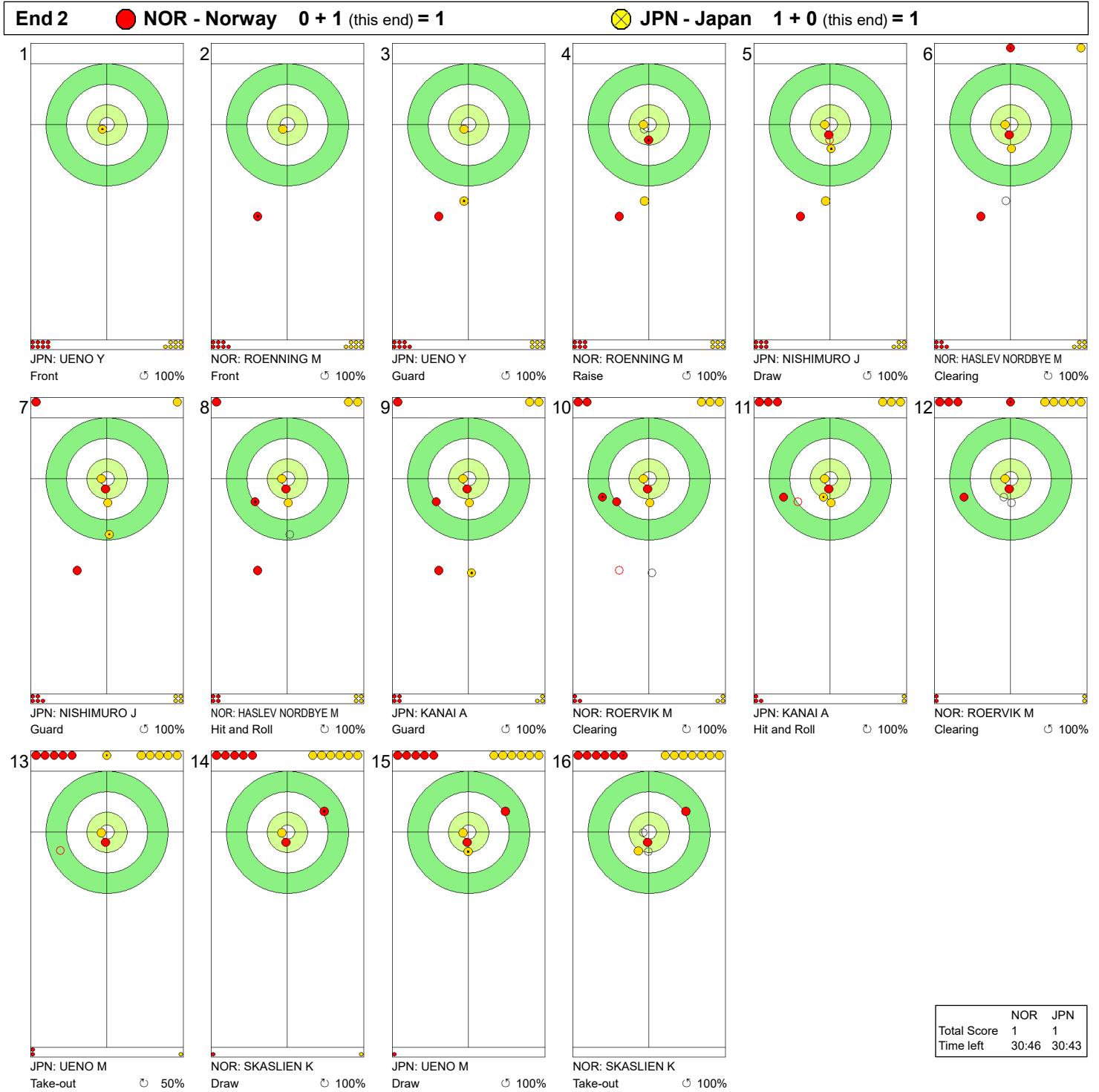
Legend:
 ↻ Clockwise ↺ Counter-clockwise - Not considered

WED 20 MAR 2024
Start Time 14:00

Round Robin Session 13 - Sheet B

WORLD CURLING

Game - Shot by Shot



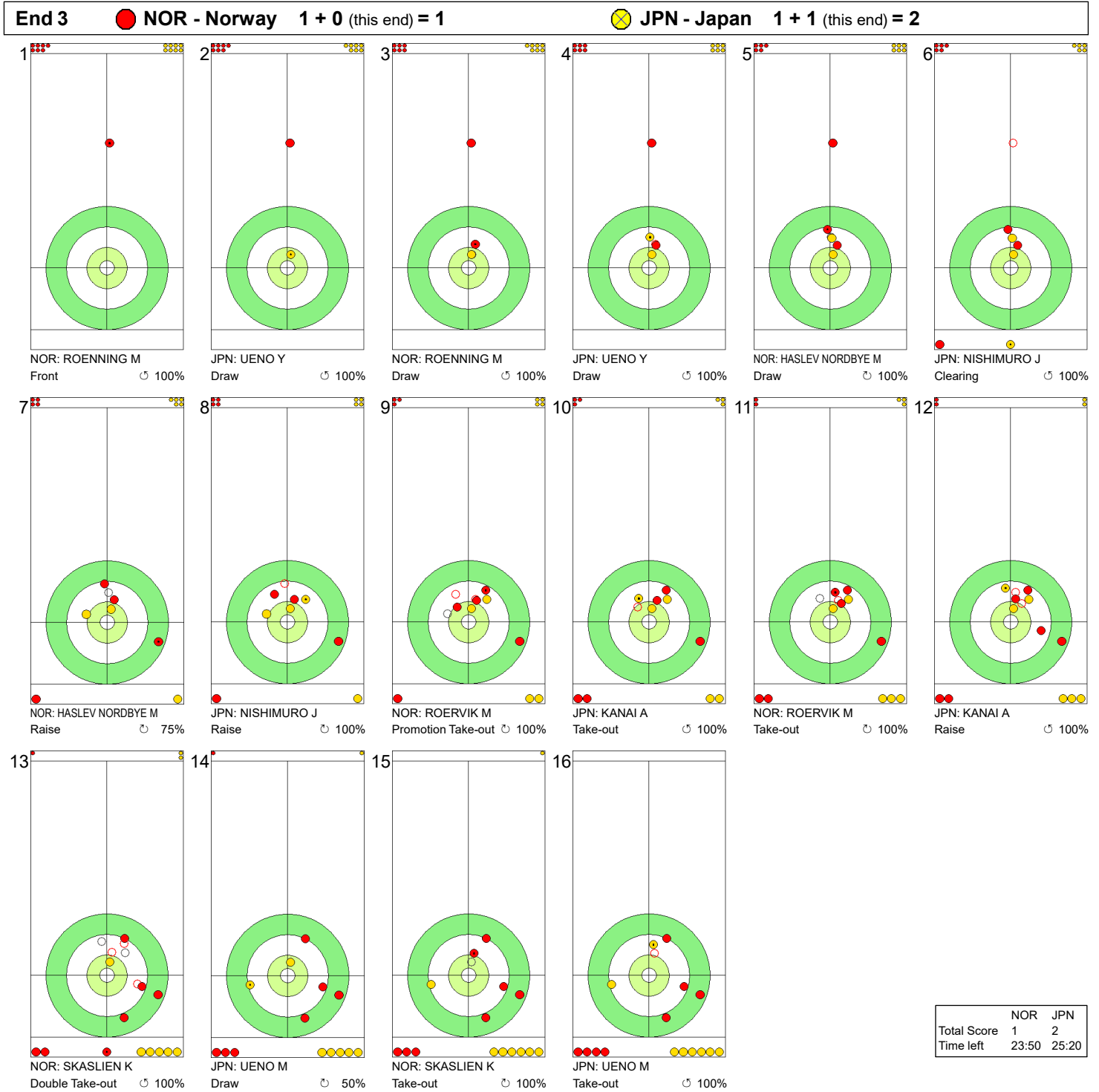
Legend:
 ↻ Clockwise ↺ Counter-clockwise - Not considered

WED 20 MAR 2024
Start Time 14:00

Round Robin Session 13 - Sheet B

WORLD CURLING

Game - Shot by Shot



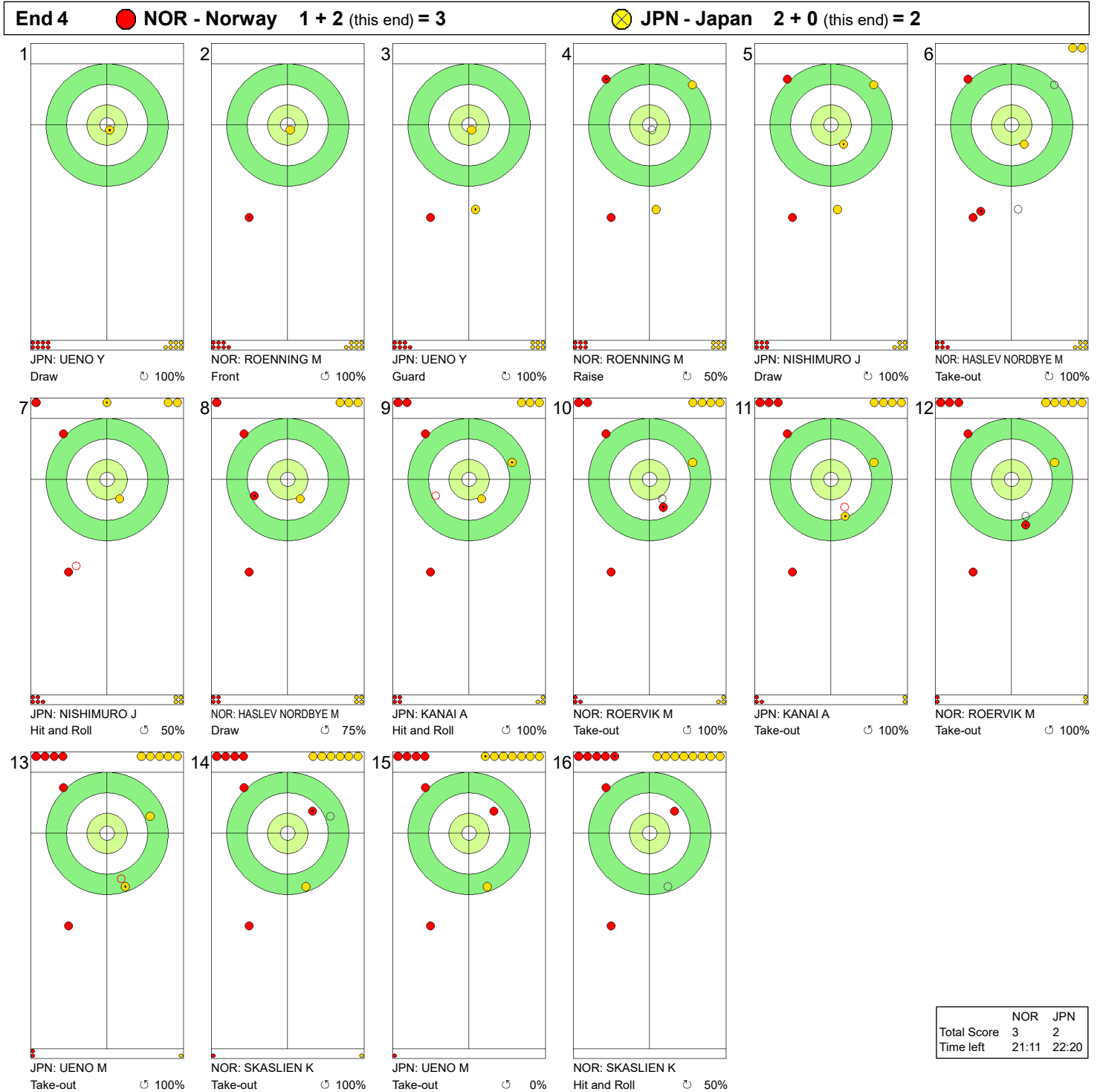
Legend:
 Clockwise Counter-clockwise - Not considered

WED 20 MAR 2024
Start Time 14:00

Round Robin Session 13 - Sheet B

WORLD CURLING

Game - Shot by Shot

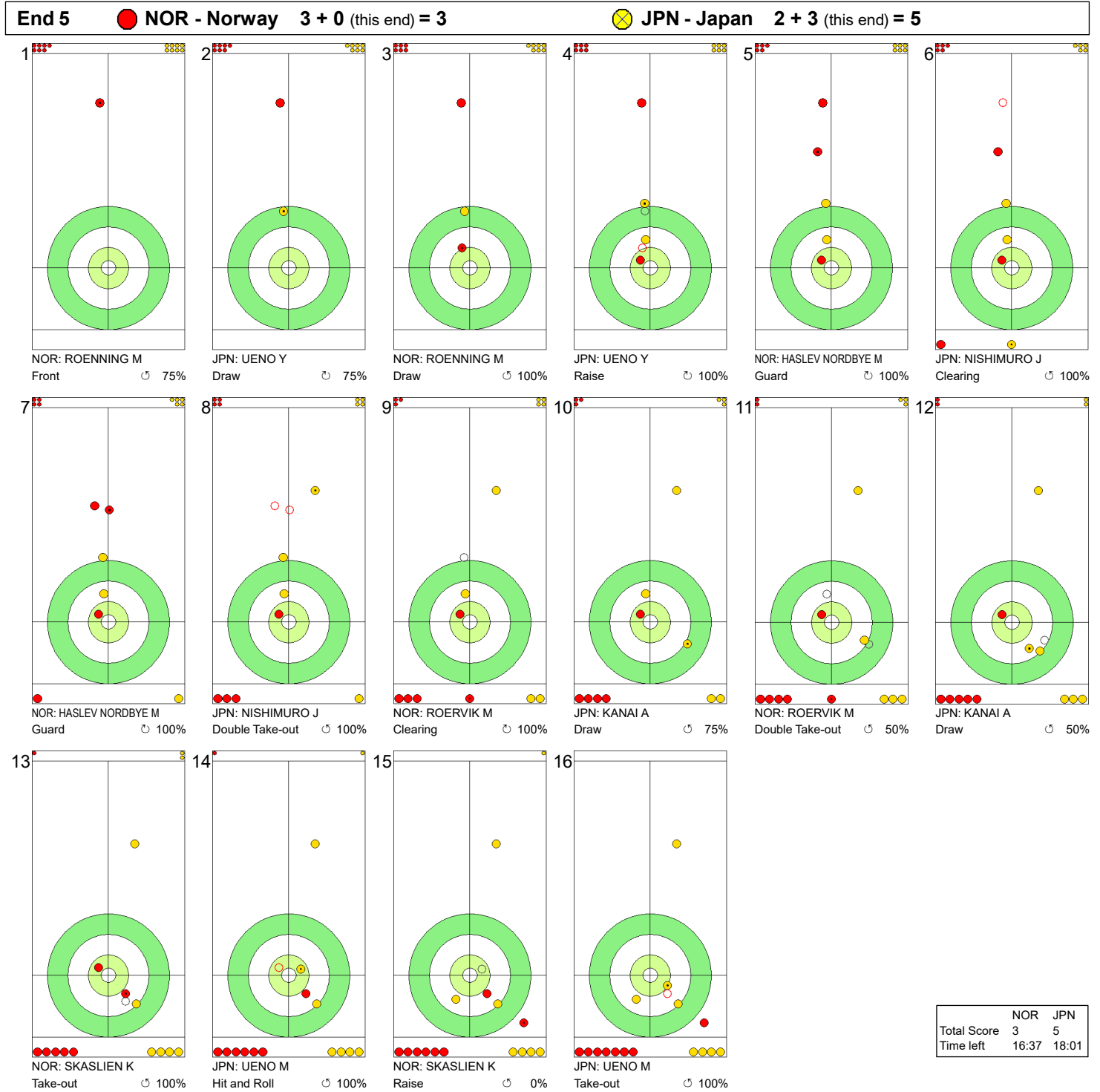


Legend:
 ↻ Clockwise ↺ Counter-clockwise - Not considered

WED 20 MAR 2024
Start Time 14:00

Round Robin Session 13 - Sheet B

Game - Shot by Shot



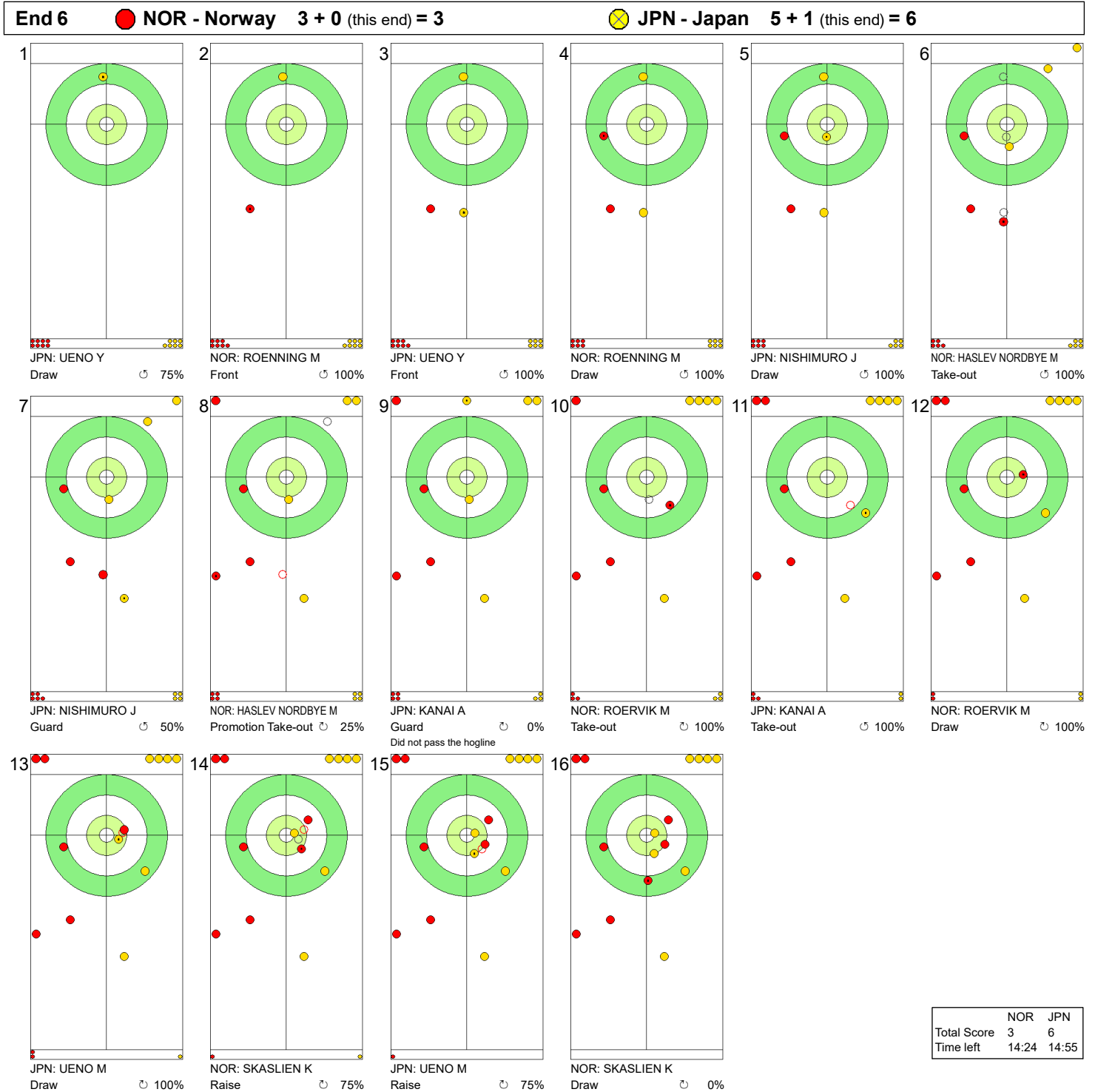
Legend:
 ↻ Clockwise ↺ Counter-clockwise - Not considered

WED 20 MAR 2024
Start Time 14:00

Round Robin Session 13 - Sheet B

WORLD CURLING

Game - Shot by Shot

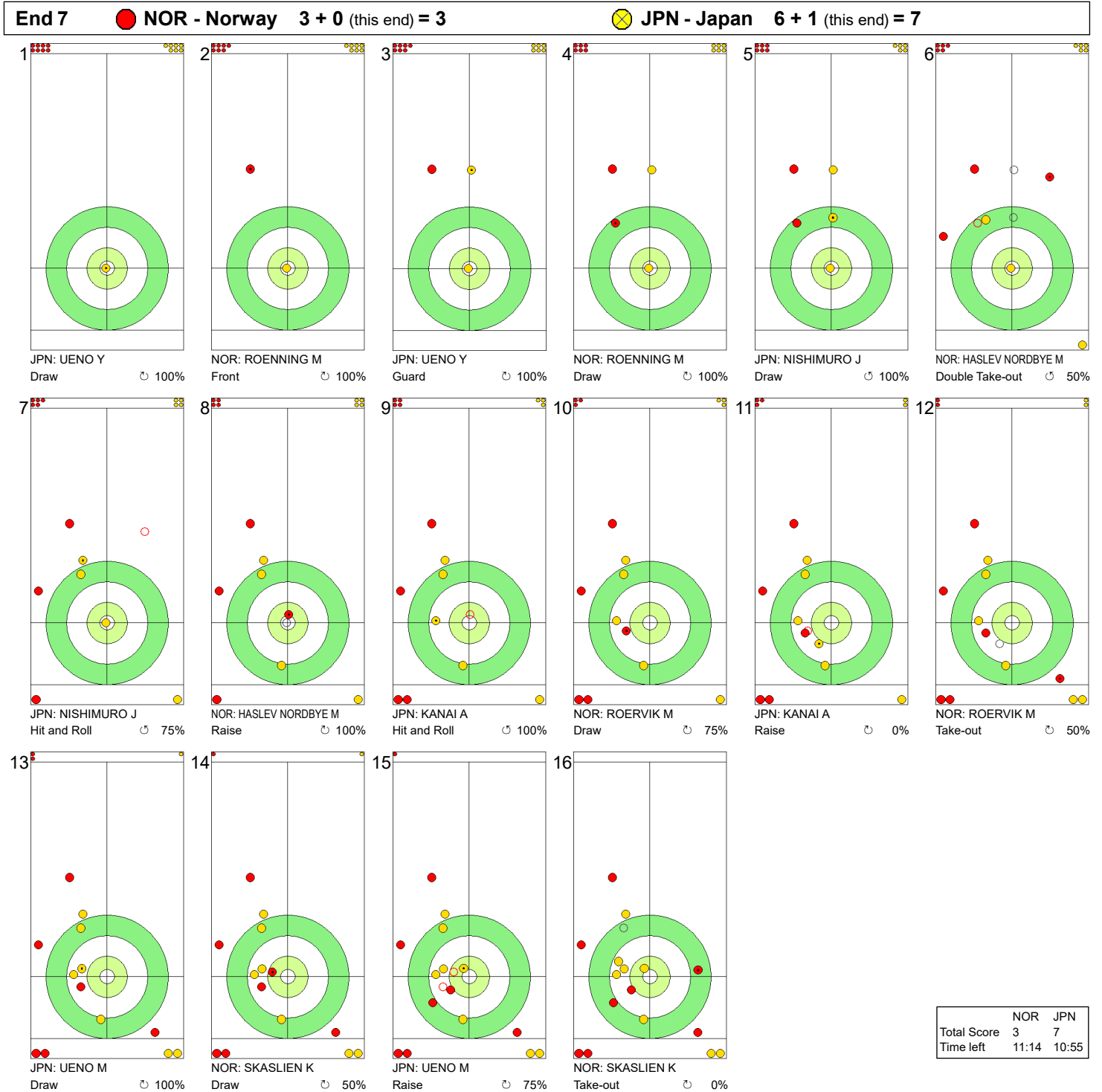


Legend:
 ↻ Clockwise ↺ Counter-clockwise - Not considered

WED 20 MAR 2024
Start Time 14:00

Round Robin Session 13 - Sheet B

Game - Shot by Shot



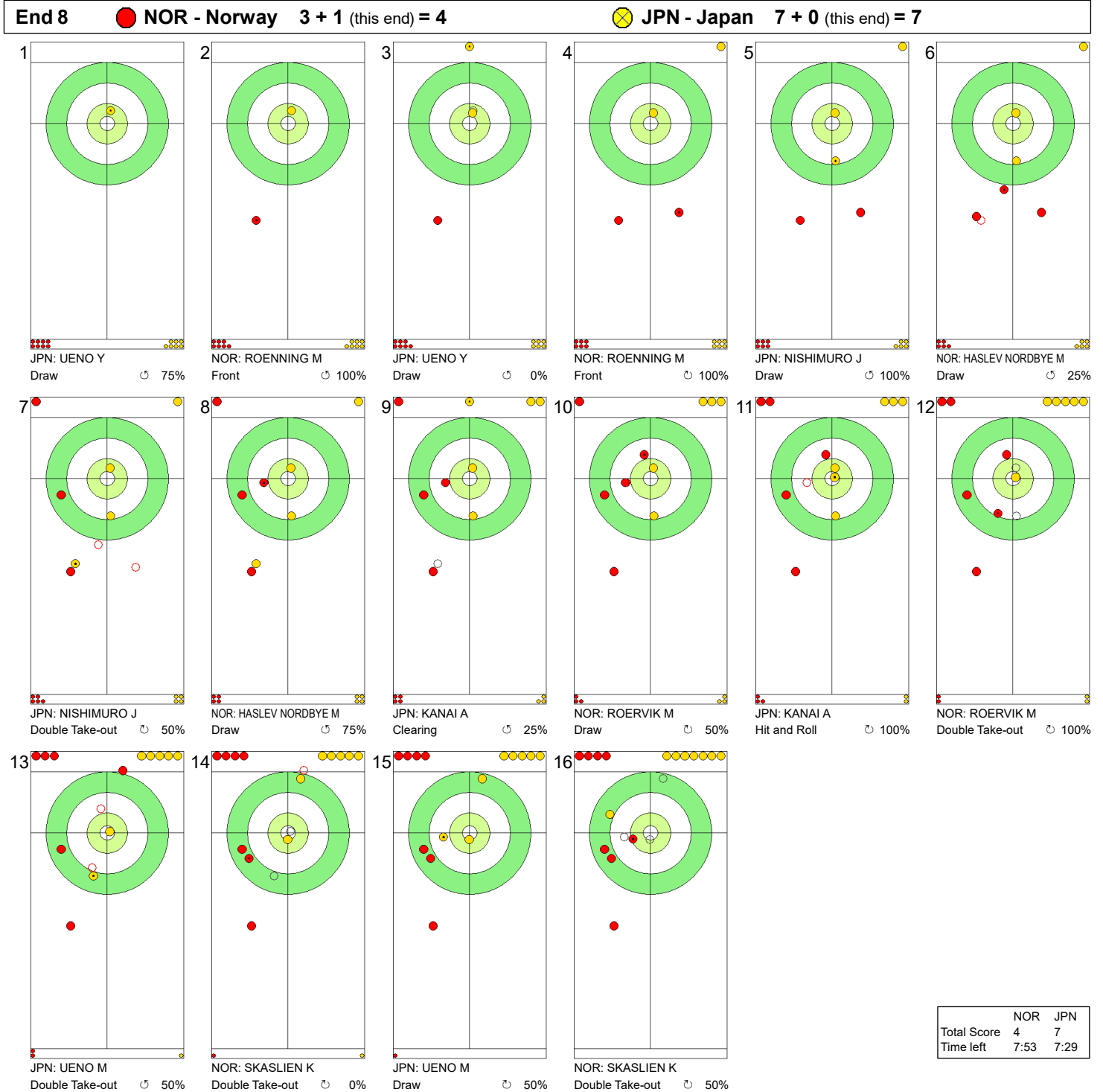
Legend:
 ↻ Clockwise ↺ Counter-clockwise - Not considered

WED 20 MAR 2024
Start Time 14:00

Round Robin Session 13 - Sheet B

WORLD CURLING

Game - Shot by Shot



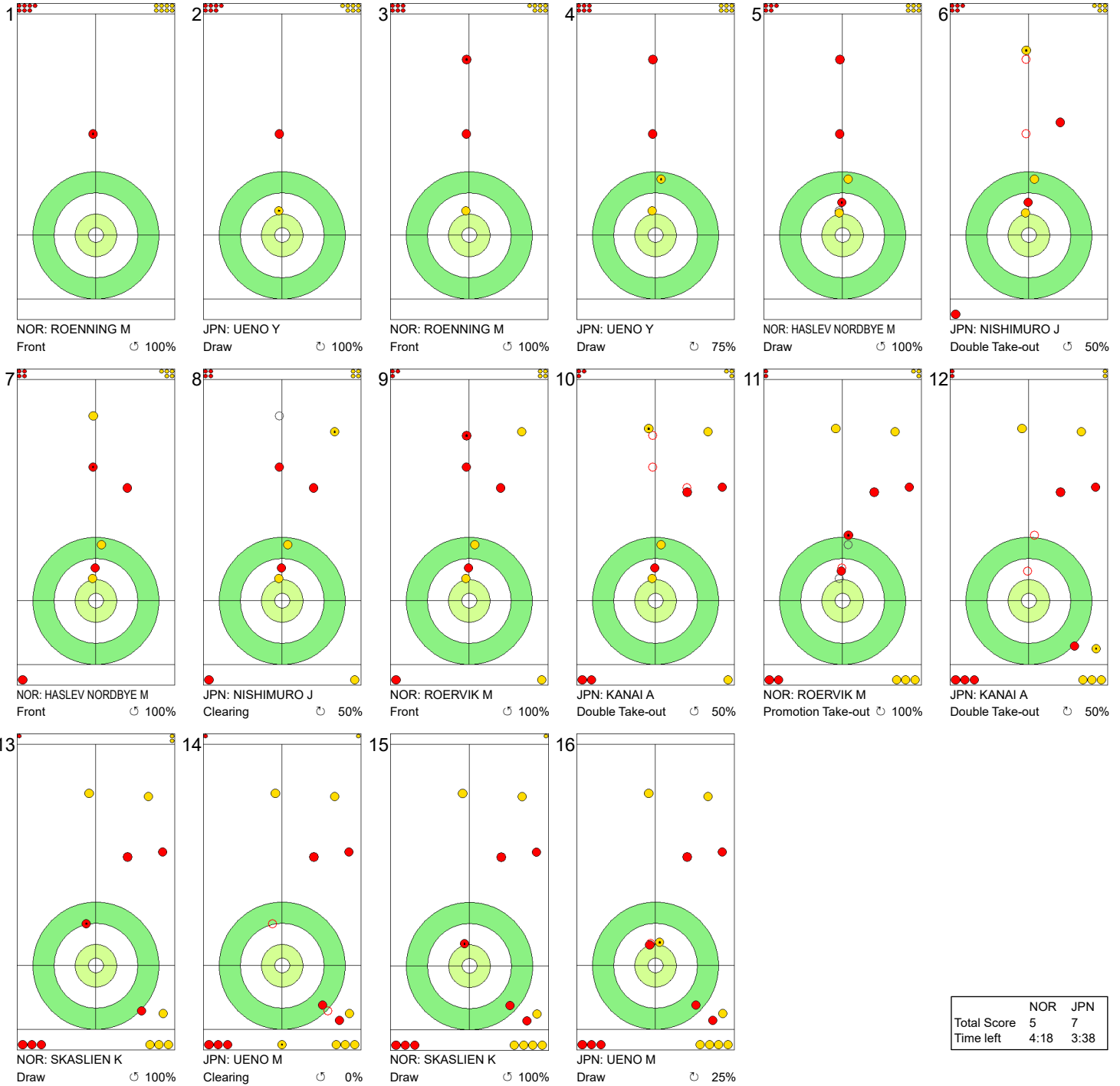
Legend:
 Clockwise
 Counter-clockwise
 - Not considered

WED 20 MAR 2024
Start Time 14:00

Round Robin Session 13 - Sheet B

Game - Shot by Shot

End 9 **NOR - Norway 4 + 1 (this end) = 5** **JPN - Japan 7 + 0 (this end) = 7**



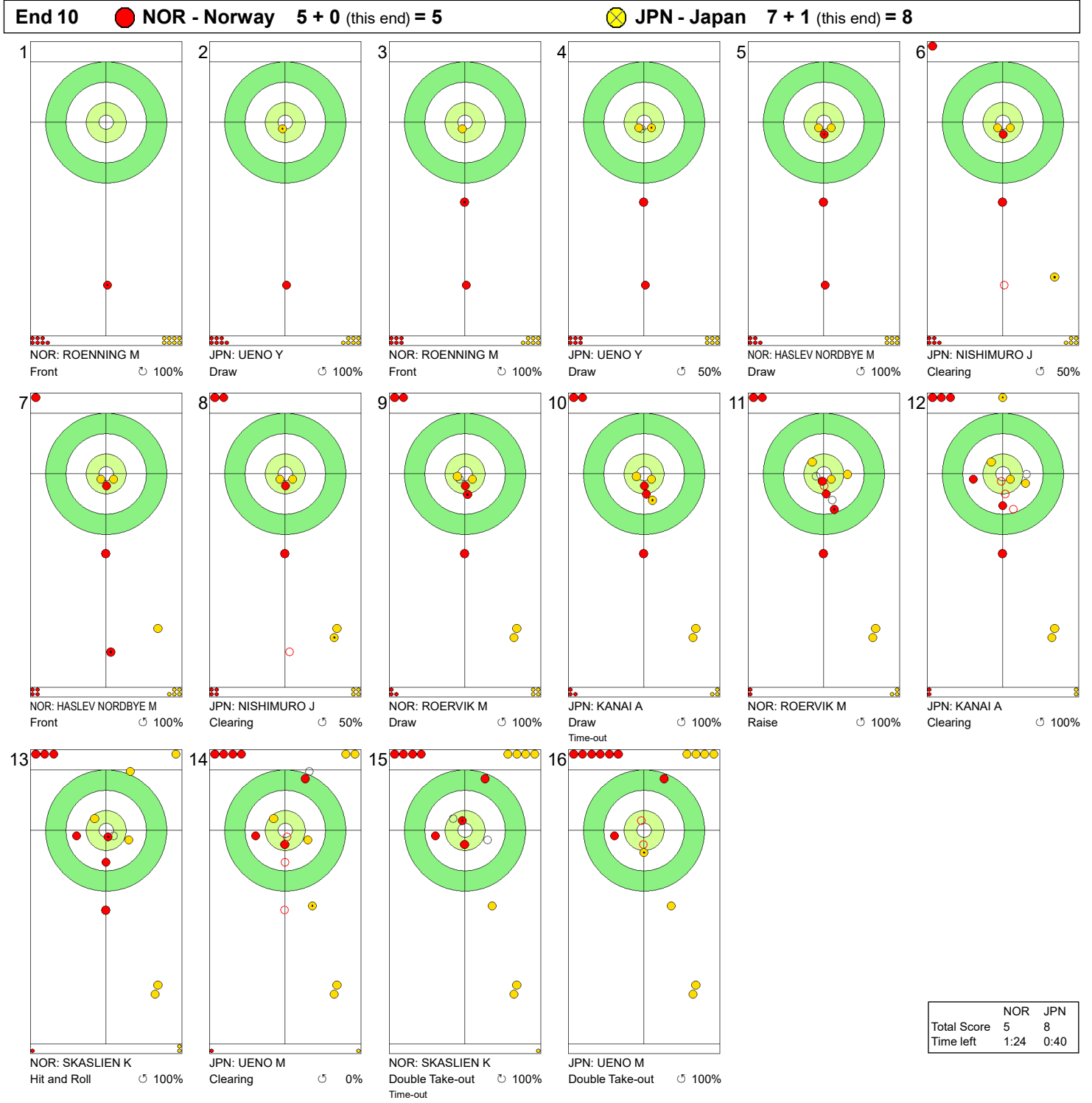
	NOR	JPN
Total Score	5	7
Time left	4:18	3:38

Legend:
 ↻ Clockwise ↺ Counter-clockwise - Not considered

WED 20 MAR 2024
Start Time 14:00

Round Robin Session 13 - Sheet B

Game - Shot by Shot



Legend:
 ↻ Clockwise ↺ Counter-clockwise - Not considered

WED 20 MAR 2024
Start Time 14:00

Round Robin Session 13 - Sheet C

Game Results

Sheet	Team	LSFE	1	2	3	4	5	6	7	8	9	10	Extra Ends	Total
C	EST - Estonia	*	0	1	0	2	0	2	0	1	0	0		6
	TUR - Türkiye		1	0	1	0	1	0	1	0	3	1		8

EST - Estonia		Shot Success	Game	All
4	TUVIKE Erika	59%	65%	
3	V LAIDSALU Kerli	76%	74%	
2	S TURMANN Liisa	66%	74%	
1	GROSSMANN Heili	86%	83%	
A	-	-	-	
Team Total		72%	74%	

TUR - Türkiye		Shot Success	Game	All
4	S YILDIZ Dilsat	84%	74%	
3	V POLAT Oznur	84%	77%	
2	CALIKUSU Ifayet Safak	70%	74%	
1	SENGUL Berfin	89%	85%	
A	KARAMAN Iclal	-	63%	
Team Total		82%	78%	

Last Stone Draw		Distance
⌚	TURMANN Liisa	8.7cm
⌚	GROSSMANN Heili	20.0cm
Total		28.7cm

Last Stone Draw		Distance
⌚	YILDIZ Dilsat	11.5cm
⌚	CALIKUSU Ifayet Safak	39.7cm
Total		51.2cm

Time remaining: 1 minute 27 seconds

Time-out: End 8 - EST stone 7

Time remaining: 2 minutes 8 seconds

Time-out: End 8 - TUR stone 7

Shot Success Analysis

EST - Estonia		⌚	⌚	Game
4 TUVIKE Erika	Draws	4 50%	3 67%	7 57%
	Take-outs	6 75%	7 46%	13 60%
	Total	10 65%	10 53%	20 59%
3 LAIDSALU Kerli	Draws	4 69%	4 81%	8 75%
	Take-outs	6 79%	6 75%	12 77%
	Total	10 75%	10 78%	20 76%
2 TURMANN Liisa	Draws	10 78%	0 -	10 78%
	Take-outs	9 50%	1 100%	10 55%
	Total	19 64%	1 100%	20 66%
1 GROSSMANN Heili	Draws	13 92%	1 100%	14 93%
	Take-outs	5 65%	1 100%	6 71%
	Total	18 85%	2 100%	20 86%
A -	Draws	0 -	0 -	0 -
	Take-outs	0 -	0 -	0 -
	Total	0 -	0 -	0 -
Team	Draws	31 79%	8 78%	39 79%
	Take-outs	26 65%	15 65%	41 65%
	Total	57 73%	23 70%	80 72%

TUR - Türkiye		⌚	⌚	Game
4 YILDIZ Dilsat	Draws	6 96%	5 65%	11 82%
	Take-outs	5 95%	4 75%	9 86%
	Total	11 95%	9 69%	20 84%
3 POLAT Oznur	Draws	6 88%	2 88%	8 88%
	Take-outs	7 68%	5 100%	12 81%
	Total	13 77%	7 96%	20 84%
2 CALIKUSU Ifayet Safak	Draws	7 82%	3 75%	10 80%
	Take-outs	5 75%	5 45%	10 60%
	Total	12 79%	8 56%	20 70%
1 SENGUL Berfin	Draws	12 85%	5 100%	17 90%
	Take-outs	3 83%	0 -	3 83%
	Total	15 85%	5 100%	20 89%
A KARAMAN Iclal	Draws	0 -	0 -	0 -
	Take-outs	0 -	0 -	0 -
	Total	0 -	0 -	0 -
Team	Draws	31 87%	15 82%	46 85%
	Take-outs	20 79%	14 73%	34 76%
	Total	51 84%	29 78%	80 82%

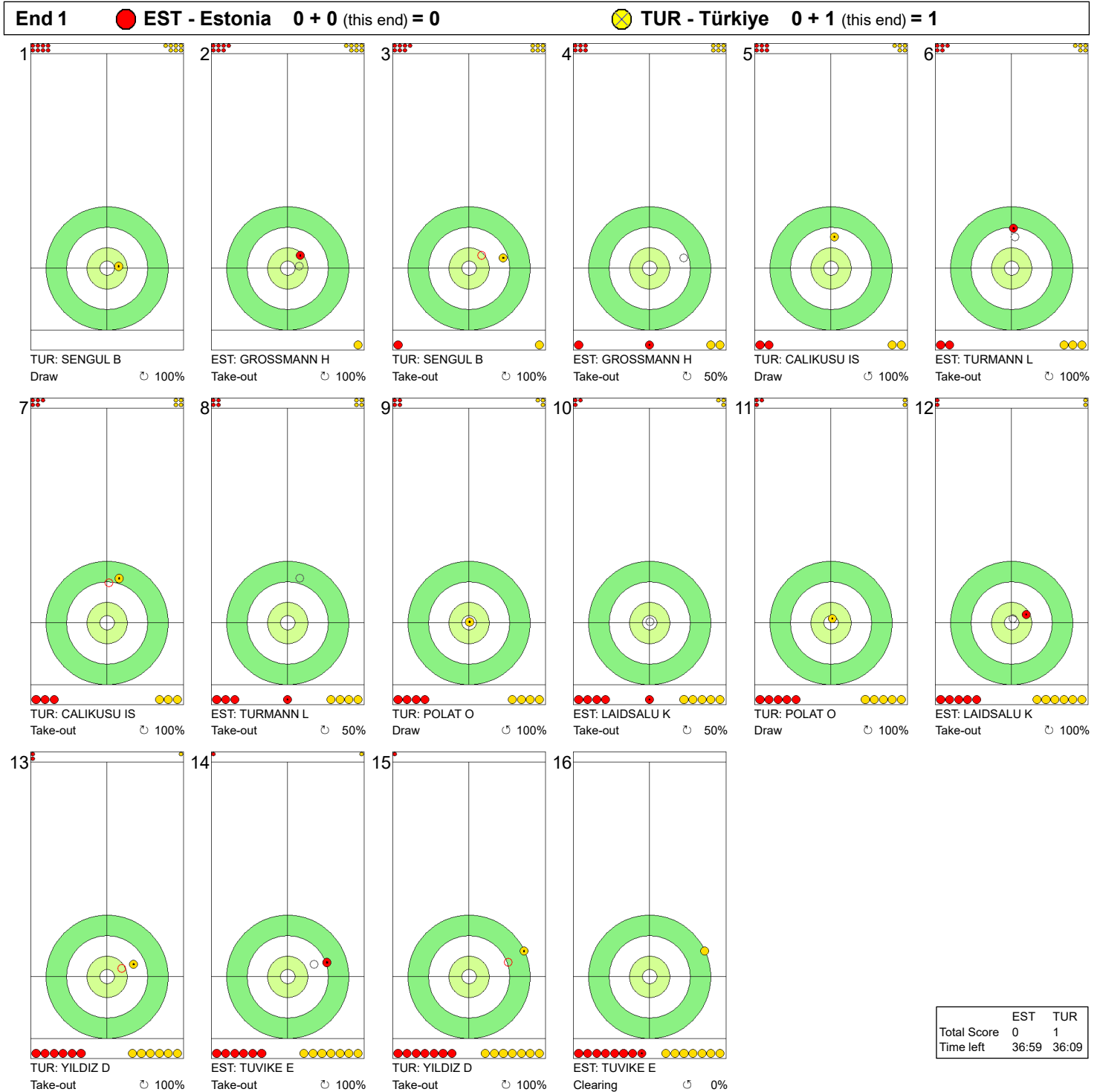
Note:
Position and function for each team member:
4 = Fourth, 3 = Third, 2 = Second, 1 = Lead, A = Alternate, S = Skip, V = Vice-Skip

Legend:
⌚ Clockwise ⌚ Counter-clockwise LSFE(*) Last Stone First End

WED 20 MAR 2024
Start Time 14:00

Round Robin Session 13 - Sheet C

Game - Shot by Shot



Legend:
 ↻ Clockwise ↺ Counter-clockwise - Not considered

WED 20 MAR 2024
Start Time 14:00

Round Robin Session 13 - Sheet C

WORLD CURLING

Game - Shot by Shot

End 2			EST - Estonia 0 + 1 (this end) = 1			TUR - Türkiye 1 + 0 (this end) = 1											
1		TUR: SENGUL B Draw 75%	2		EST: GROSSMANN H Front 100%	3		TUR: SENGUL B Draw 100%	4		EST: GROSSMANN H Take-out 0%	5		TUR: CALIKUSU IS Draw 100%	6		EST: TURMANN L Hit and Roll 0%
7		TUR: CALIKUSU IS Draw 75%	8		EST: TURMANN L Double Take-out 50%	9		TUR: POLAT O Take-out 100%	10		EST: LAIDSALU K Hit and Roll 75%	11		TUR: POLAT O Take-out 100%	12		EST: LAIDSALU K Draw 50%
13		TUR: YILDIZ D Draw 100%	14		EST: TUVIKE E Draw 0%	15		TUR: YILDIZ D Draw 50%	16		EST: TUVIKE E Double Take-out 100%						

	EST	TUR
Total Score	1	1
Time left	32:42	32:16

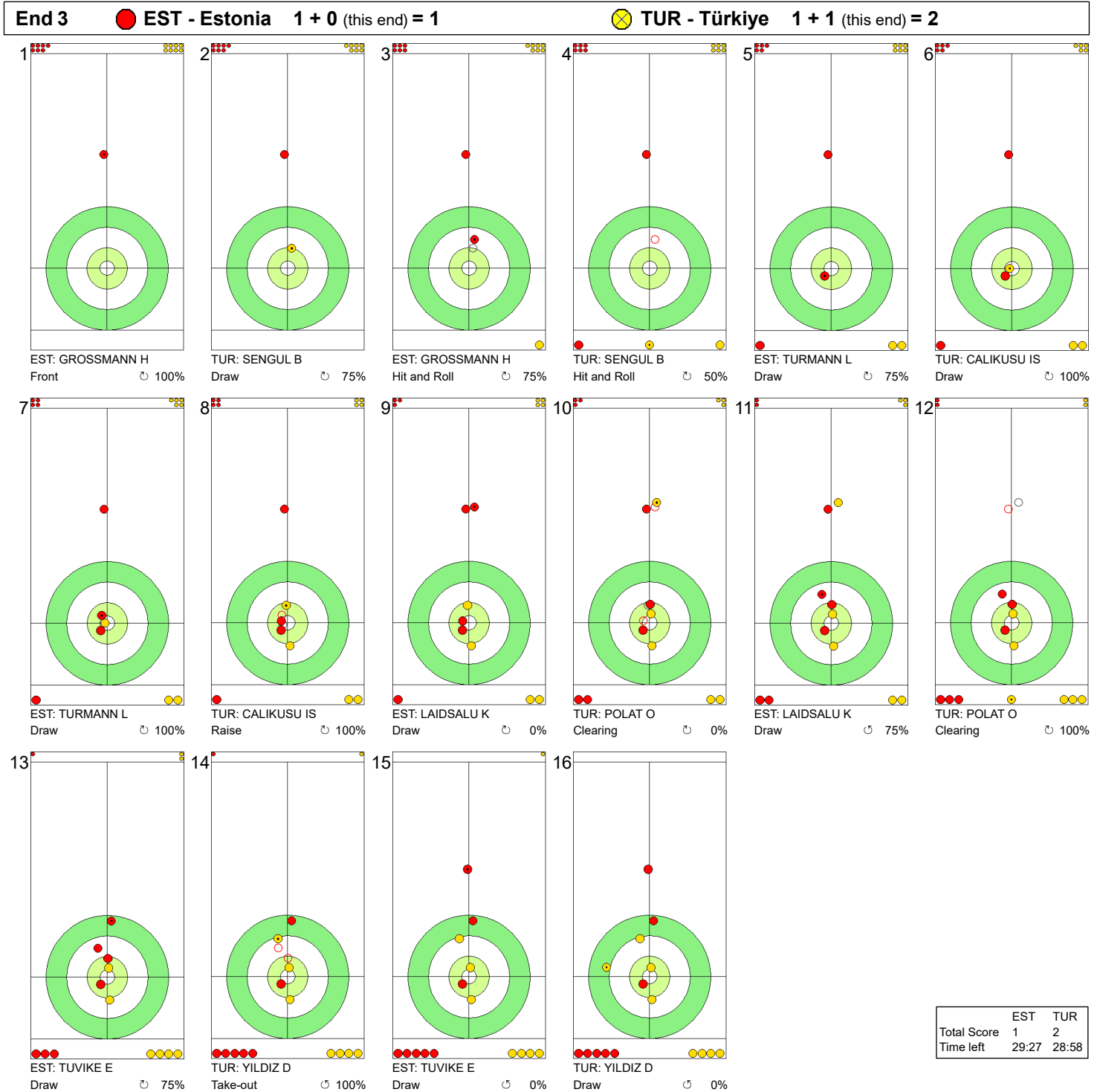
Legend:
 Clockwise Counter-clockwise - Not considered

WED 20 MAR 2024
Start Time 14:00

Round Robin Session 13 - Sheet C

WORLD CURLING

Game - Shot by Shot



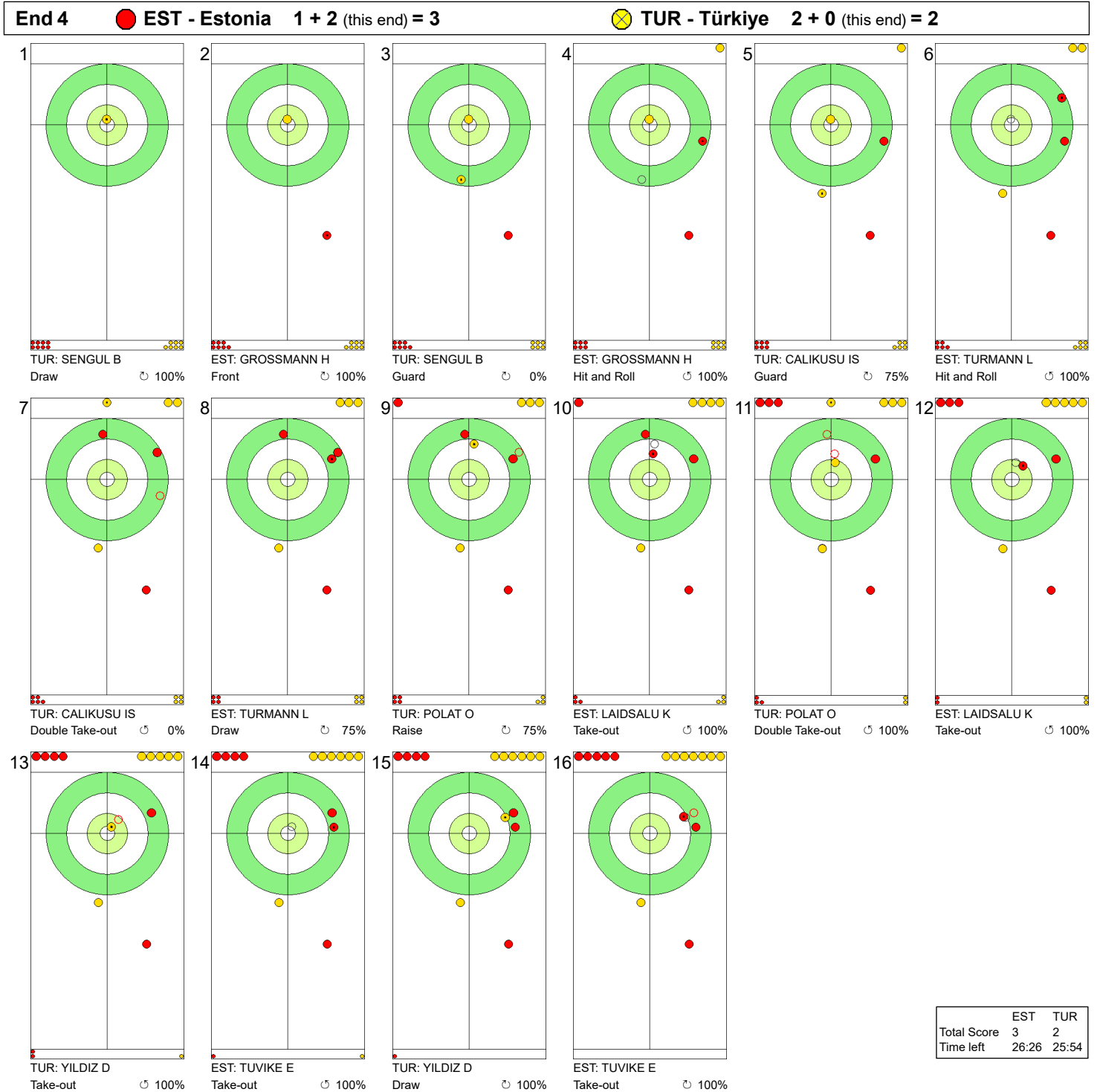
Legend:
 ↻ Clockwise ↺ Counter-clockwise - Not considered

WED 20 MAR 2024
Start Time 14:00

Round Robin Session 13 - Sheet C

WORLD CURLING

Game - Shot by Shot

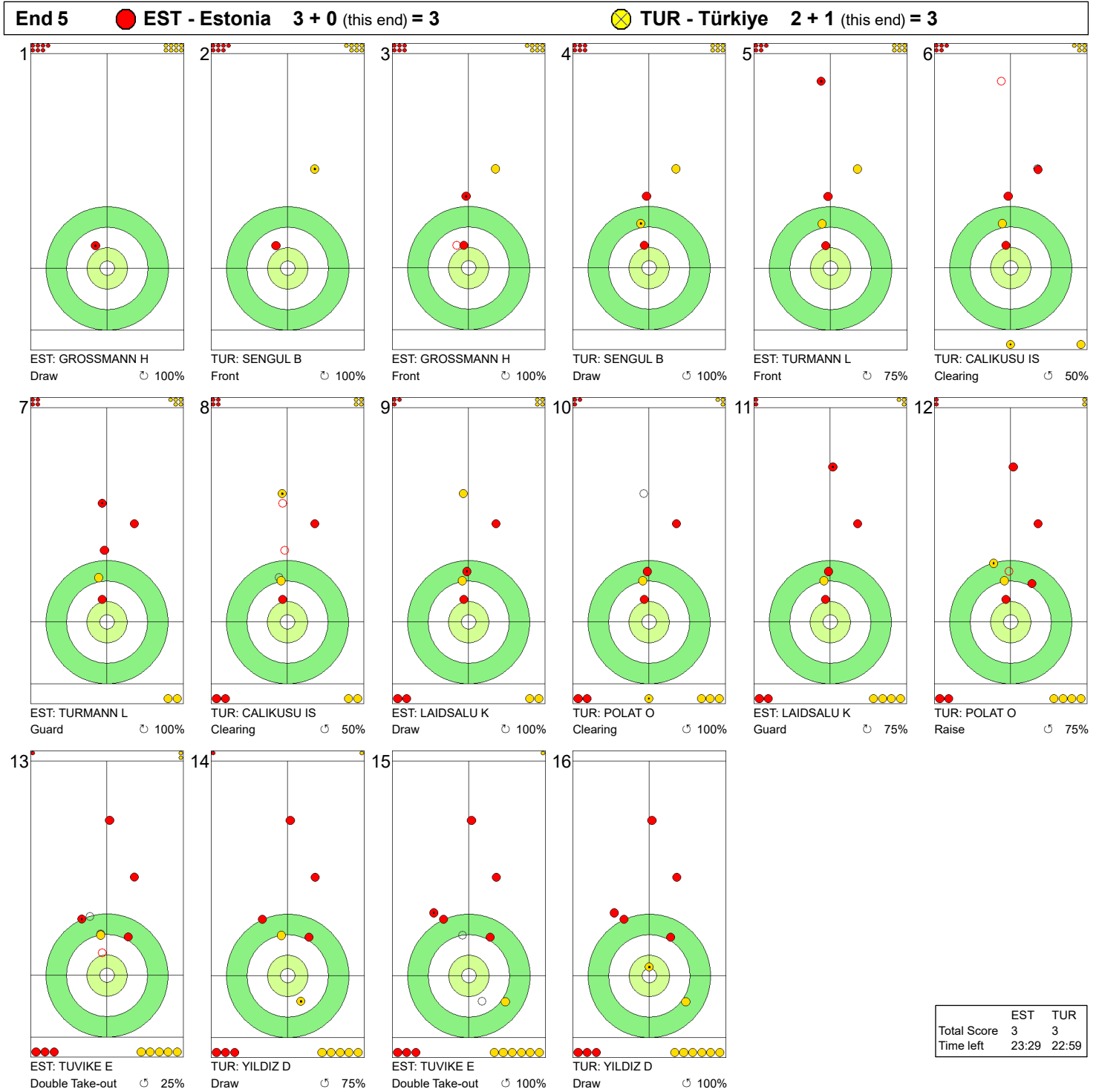


Legend:
 ↻ Clockwise ↺ Counter-clockwise - Not considered

WED 20 MAR 2024
Start Time 14:00

Round Robin Session 13 - Sheet C

Game - Shot by Shot



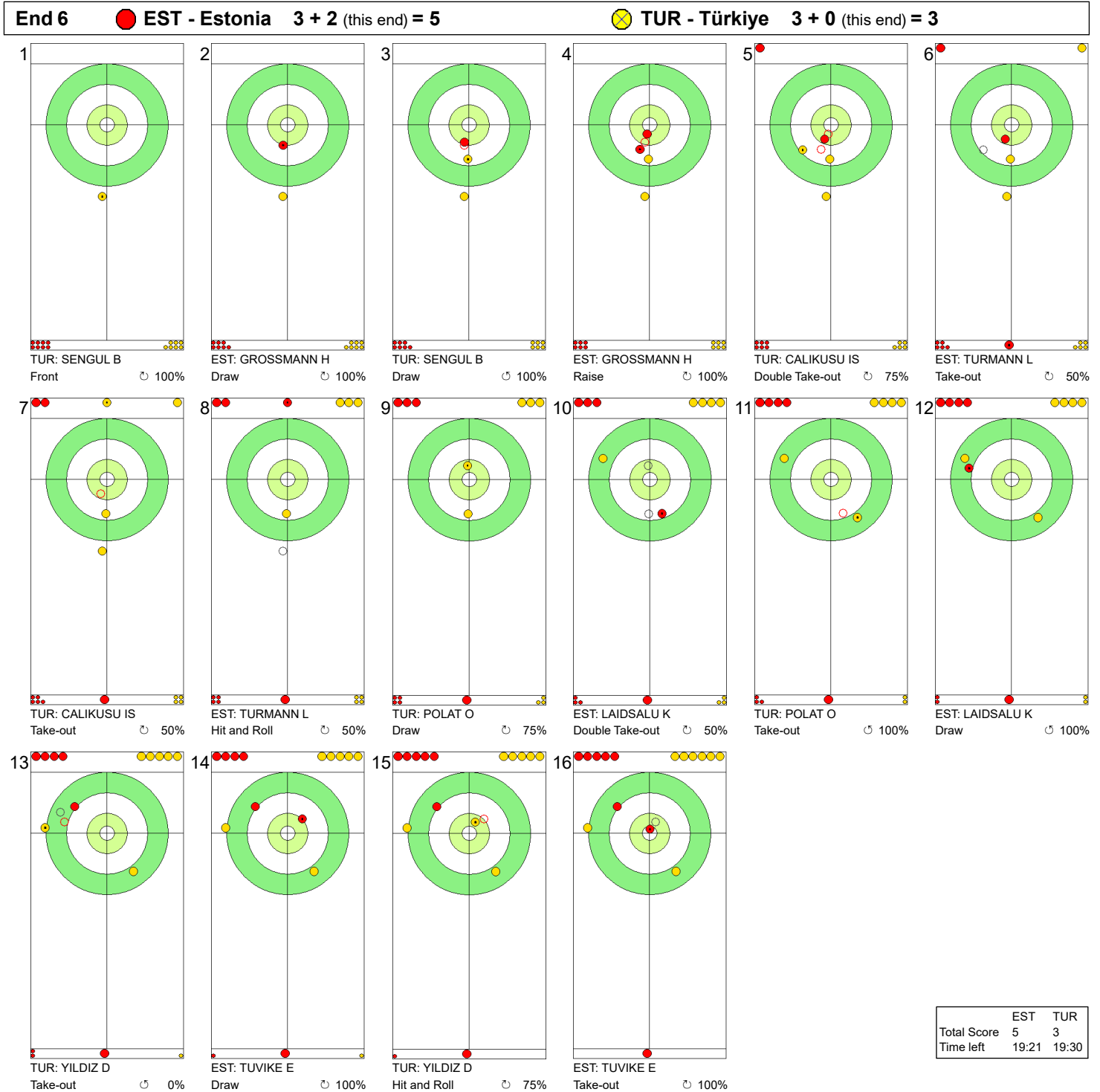
Legend:
 ↻ Clockwise ↺ Counter-clockwise - Not considered

WED 20 MAR 2024
Start Time 14:00

Round Robin Session 13 - Sheet C

WORLD CURLING

Game - Shot by Shot



Legend:
 ↻ Clockwise ↺ Counter-clockwise - Not considered

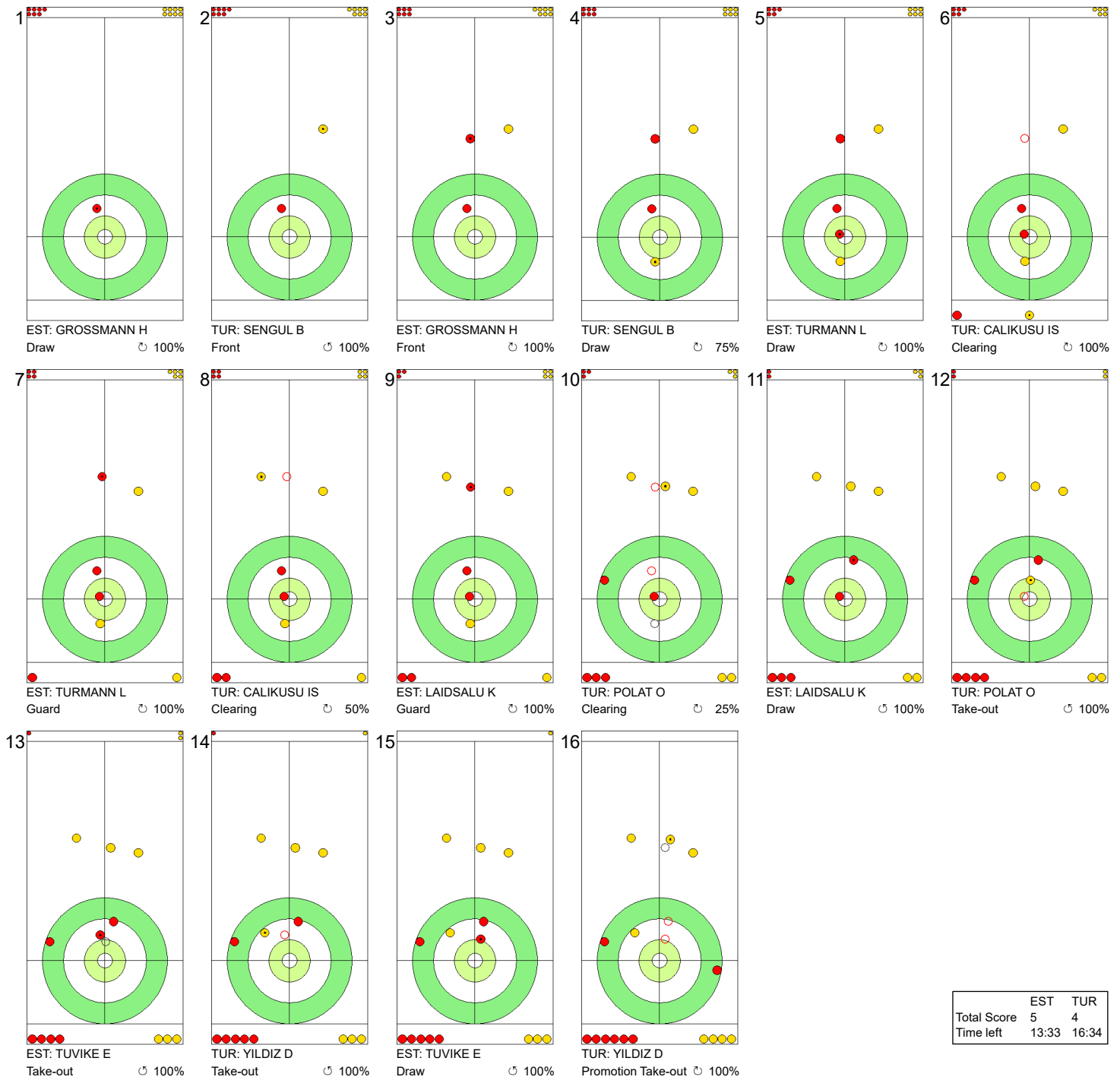
WED 20 MAR 2024
Start Time 14:00

Round Robin Session 13 - Sheet C

WORLD CURLING

Game - Shot by Shot

End 7 ● **EST - Estonia** 5 + 0 (this end) = 5 ⊗ **TUR - Türkiye** 3 + 1 (this end) = 4



	EST	TUR
Total Score	5	4
Time left	13:33	16:34

Legend:
 ↻ Clockwise ↺ Counter-clockwise - Not considered

WED 20 MAR 2024
Start Time 14:00

Round Robin Session 13 - Sheet C

Game - Shot by Shot

End 8 ● **EST - Estonia** **5 + 1** (this end) = **6** ● **TUR - Türkiye** **4 + 0** (this end) = **4**



	EST	TUR
Total Score	6	4
Time left	7:30	12:00

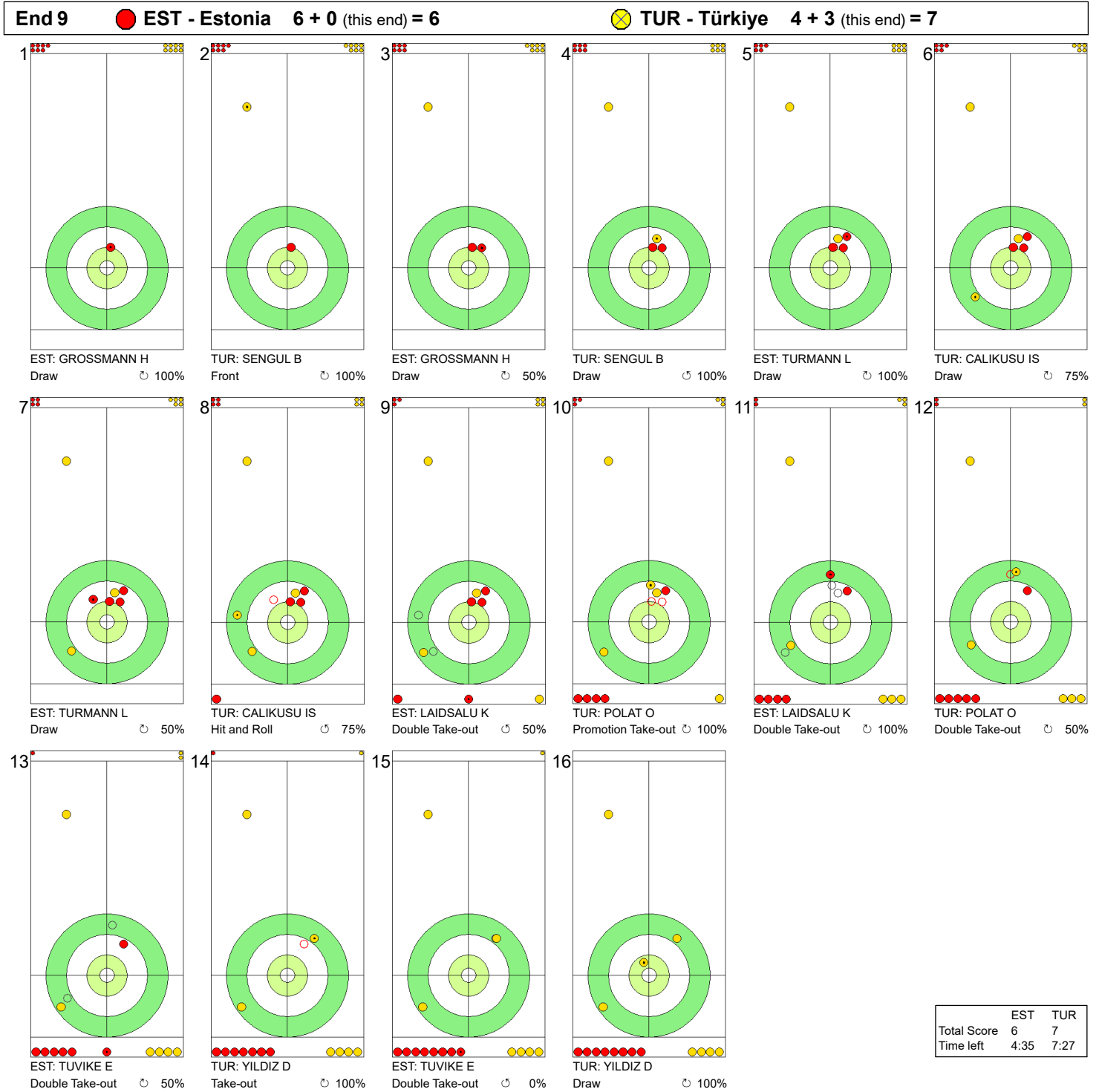
Legend:
 ↻ Clockwise ↺ Counter-clockwise - Not considered

WED 20 MAR 2024
Start Time 14:00

Round Robin Session 13 - Sheet C

WORLD CURLING

Game - Shot by Shot



	EST	TUR
Total Score	6	7
Time left	4:35	7:27

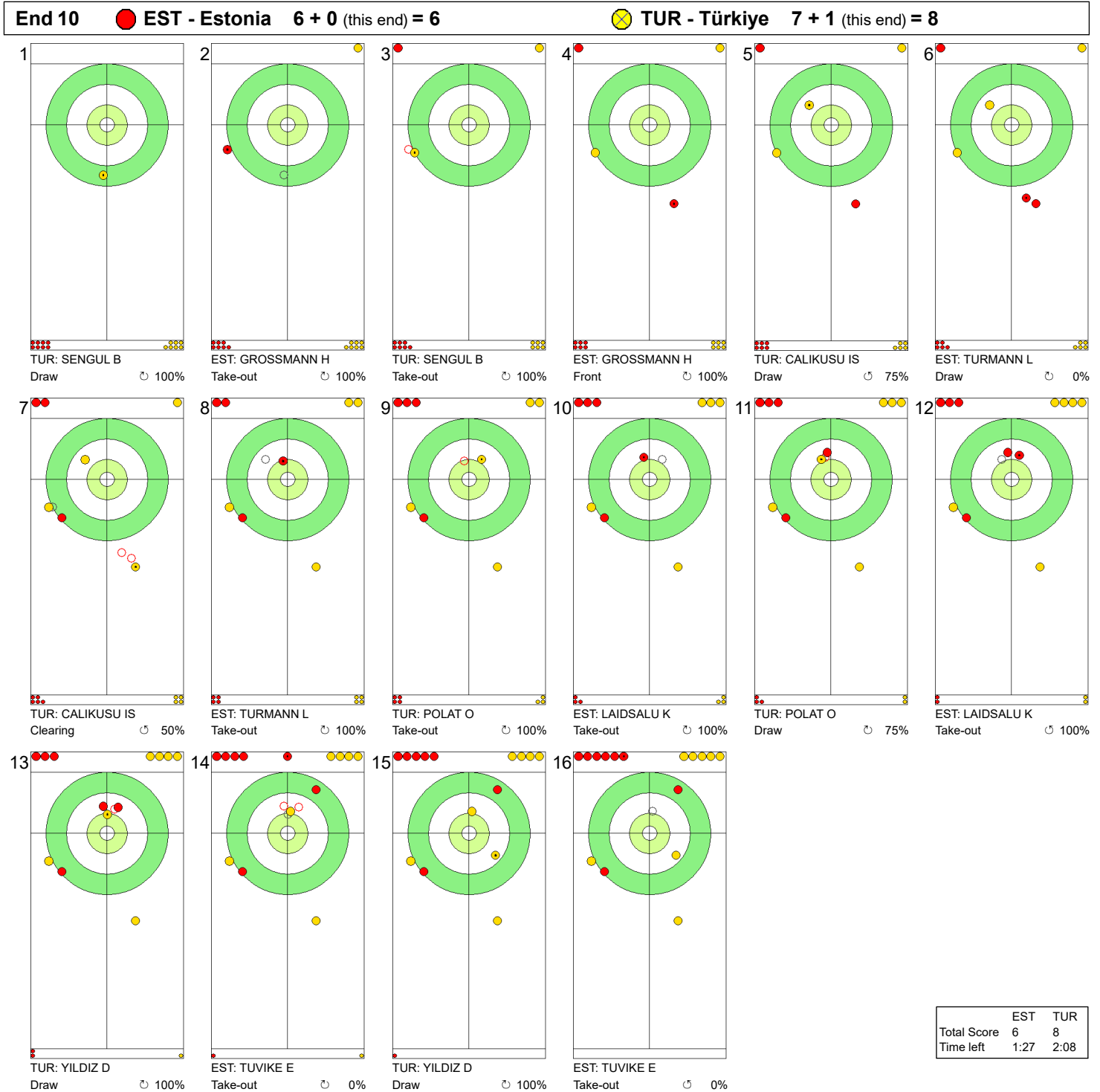
Legend:
 Clockwise Counter-clockwise - Not considered

WED 20 MAR 2024
Start Time 14:00

Round Robin Session 13 - Sheet C

WORLD CURLING

Game - Shot by Shot



Legend:
 ↻ Clockwise ↺ Counter-clockwise - Not considered

WED 20 MAR 2024
Start Time 14:00

Round Robin Session 13 - Sheet D

Game Results

Sheet	Team	LSFE	1	2	3	4	5	6	7	8	9	10	Extra Ends	Total
D	SUI - Switzerland	*	0	0	2	0	2	0	0	0	0	1	0	5
	SCO - Scotland		0	1	0	1	0	0	0	3	0	0	1	6

SUI - Switzerland		Shot Success	Game	All
4 V	PAETZ Alina	77%	85%	
3 S	TIRINZONI Silvana	89%	88%	
2	WITSCHONKE Selina	93%	86%	
1	HOWALD Carole	95%	93%	
A	BERSET Stefanie	-	88%	
Team Total		89%	88%	

SCO - Scotland		Shot Success	Game	All
4 S	MORRISON Rebecca	81%	72%	
3	DODDS Jennifer	89%	80%	
2	SINCLAIR Sophie	75%	78%	
1 V	JACKSON Sophie	85%	88%	
A	AITKEN Gina	-	-	
Team Total		82%	79%	

Last Stone Draw		Distance
⌚	HOWALD Carole	22.6cm
⌚	WITSCHONKE Selina	14.6cm
Total		37.2cm

Last Stone Draw		Distance
⌚	SINCLAIR Sophie	20.2cm
⌚	MORRISON Rebecca	19.9cm
Total		40.1cm

Time remaining: 1 minute 39 seconds
1 minute 37 seconds (after extra end)

Time remaining: 0 minutes 5 seconds
2 minutes 32 seconds (after extra end)

Time-out: End 8 - SUI stone 6; End 11 - SUI stone 6

Time-out: End 9 - SCO stone 3; End 11 - SCO stone 7

Shot Success Analysis

SUI - Switzerland		⌚	⌚	Game
4	PAETZ Alina	Draws 3 67%	5 70%	8 69%
		Take-outs 6 83%	8 81%	14 82%
		Total 9 78%	13 77%	22 77%
3	TIRINZONI Silvana	Draws 2 75%	6 67%	8 69%
		Take-outs 7 100%	7 100%	14 100%
		Total 9 94%	13 85%	22 89%
2	WITSCHONKE Selina	Draws 2 100%	5 95%	7 96%
		Take-outs 7 86%	8 97%	15 92%
		Total 9 89%	13 96%	22 93%
1	HOWALD Carole	Draws 2 75%	17 99%	19 96%
		Take-outs 1 100%	2 88%	3 92%
		Total 3 83%	19 97%	22 95%
A	BERSET Stefanie	Draws 0 -	0 -	0 -
		Take-outs 0 -	0 -	0 -
		Total 0 -	0 -	0 -
Team		Draws 9 78%	33 88%	42 86%
		Take-outs 21 90%	25 92%	46 91%
		Total 30 87%	58 90%	88 89%

SCO - Scotland		⌚	⌚	Game
4	MORRISON Rebecca	Draws 1 100%	5 60%	6 67%
		Take-outs 6 71%	10 95%	16 86%
		Total 7 75%	15 83%	22 81%
3	DODDS Jennifer	Draws 0 -	2 88%	2 88%
		Take-outs 5 90%	15 88%	20 89%
		Total 5 90%	17 88%	22 89%
2	SINCLAIR Sophie	Draws 1 50%	5 90%	6 83%
		Take-outs 4 75%	12 71%	16 72%
		Total 5 70%	17 76%	22 75%
1	JACKSON Sophie	Draws 3 67%	17 88%	20 85%
		Take-outs 1 75%	1 100%	2 88%
		Total 4 69%	18 89%	22 85%
A	AITKEN Gina	Draws 0 -	0 -	0 -
		Take-outs 0 -	0 -	0 -
		Total 0 -	0 -	0 -
Team		Draws 5 70%	29 84%	34 82%
		Take-outs 16 78%	38 85%	54 83%
		Total 21 76%	67 84%	88 82%

Note:
Position and function for each team member:
4 = Fourth, 3 = Third, 2 = Second, 1 = Lead, A = Alternate, S = Skip, V = Vice-Skip

Legend:
⌚ Clockwise ⌚ Counter-clockwise LSFE(*) Last Stone First End

WED 20 MAR 2024
Start Time 14:00

Round Robin Session 13 - Sheet D

Game - Shot by Shot

End 1 **SUI - Switzerland** 0 + 0 (this end) = 0 **SCO - Scotland** 0 + 0 (this end) = 0

Shot	Player	Result	Success
1	SCO: JACKSON S	Draw	100%
2	SUI: HOWALD C	Take-out	100%
3	SCO: JACKSON S	Take-out	100%
4	SUI: HOWALD C	Take-out	100%
5	SCO: SINCLAIR S	Take-out	100%
6	SUI: WITSCHONKE S	Take-out	100%
7	SCO: SINCLAIR S	Take-out	50%
8	SUI: WITSCHONKE S	Draw	100%
9	SCO: DODDS J	Take-out	100%
10	SUI: TIRINZONI S	Take-out	100%
11	SCO: DODDS J	Take-out	100%
12	SUI: TIRINZONI S	Take-out	100%
13	SCO: MORRISON R	Take-out	100%
14	SUI: PAETZA	Take-out	100%
15	SCO: MORRISON R	Take-out	100%
16	SUI: PAETZA	Clearing	100%

	SUI	SCO
Total Score	0	0
Time left	36:28	36:16

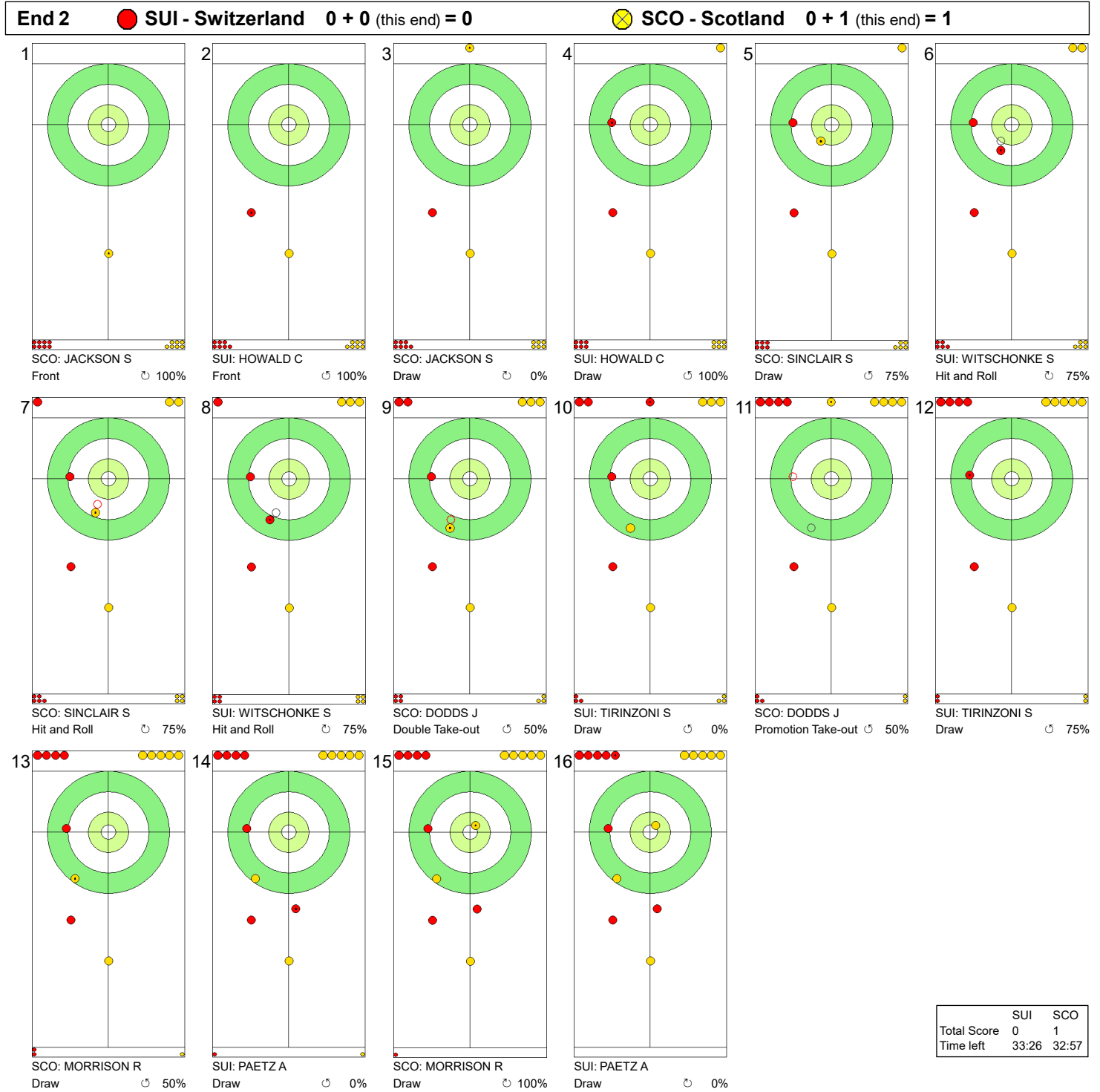
Legend:
 Clockwise Counter-clockwise - Not considered

WED 20 MAR 2024
Start Time 14:00

Round Robin Session 13 - Sheet D

WORLD
CURLING

Game - Shot by Shot



Legend:
 Clockwise Counter-clockwise - Not considered

WED 20 MAR 2024
Start Time 14:00

Round Robin Session 13 - Sheet D

WORLD CURLING

Game - Shot by Shot

End 3 **SUI - Switzerland 0 + 2 (this end) = 2** **SCO - Scotland 1 + 0 (this end) = 1**

Shot	Player	Shot Type	Success %
1	SCO: JACKSON S	Front	75%
2	SUI: HOWALD C	Front	100%
3	SCO: JACKSON S	Draw	100%
4	SUI: HOWALD C	Draw	100%
5	SCO: SINCLAIR S	Draw	100%
6	SUI: WITSCHONKE S	Clearing	100%
7	SCO: SINCLAIR S	Guard	75%
8	SUI: WITSCHONKE S	Take-out	100%
9	SCO: DODDS J	Take-out	100%
10	SUI: TIRINZONI S	Take-out	100%
11	SCO: DODDS J	Double Take-out	100%
12	SUI: TIRINZONI S	Hit and Roll	100%
13	SCO: MORRISON R	Take-out	0%
14	SUI: PAETZ A	Wick / Soft Peeling	50%
15	SCO: MORRISON R	Double Take-out	50%
16	SUI: PAETZ A	Draw	100%

	SUI	SCO
Total Score	2	1
Time left	29:38	29:56

Legend:
 ↻ Clockwise ↺ Counter-clockwise - Not considered

WED 20 MAR 2024
Start Time 14:00

Round Robin Session 13 - Sheet D

WORLD CURLING

Game - Shot by Shot

End 4 ● **SUI - Switzerland** 2 + 0 (this end) = 2 ● **SCO - Scotland** 1 + 1 (this end) = 2

<p>1</p> <p>SUI: HOWALD C Front 100%</p>	<p>2</p> <p>SCO: JACKSON S Draw 100%</p>	<p>3</p> <p>SUI: HOWALD C Draw 100%</p>	<p>4</p> <p>SCO: JACKSON S Draw 75%</p>	<p>5</p> <p>SUI: WITSCHONKE S Take-out 100%</p>	<p>6</p> <p>SCO: SINCLAIR S Take-out 0%</p>
<p>7</p> <p>SUI: WITSCHONKE S Take-out 100%</p>	<p>8</p> <p>SCO: SINCLAIR S Double Take-out 100%</p>	<p>9</p> <p>SUI: TIRINZONI S Hit and Roll 100%</p>	<p>10</p> <p>SCO: DODDS J Hit and Roll 100%</p>	<p>11</p> <p>SUI: TIRINZONI S Draw 75%</p>	<p>12</p> <p>SCO: DODDS J Draw 75%</p>
<p>13</p> <p>SUI: PAETZ A Take-out 100%</p>	<p>14</p> <p>SCO: MORRISON R Raise 50%</p>	<p>15</p> <p>SUI: PAETZ A Take-out 100%</p>	<p>16</p> <p>SCO: MORRISON R Draw 100%</p>		

	SUI	SCO
Total Score	2	2
Time left	26:11	24:32

Legend:
 ↻ Clockwise ↺ Counter-clockwise - Not considered

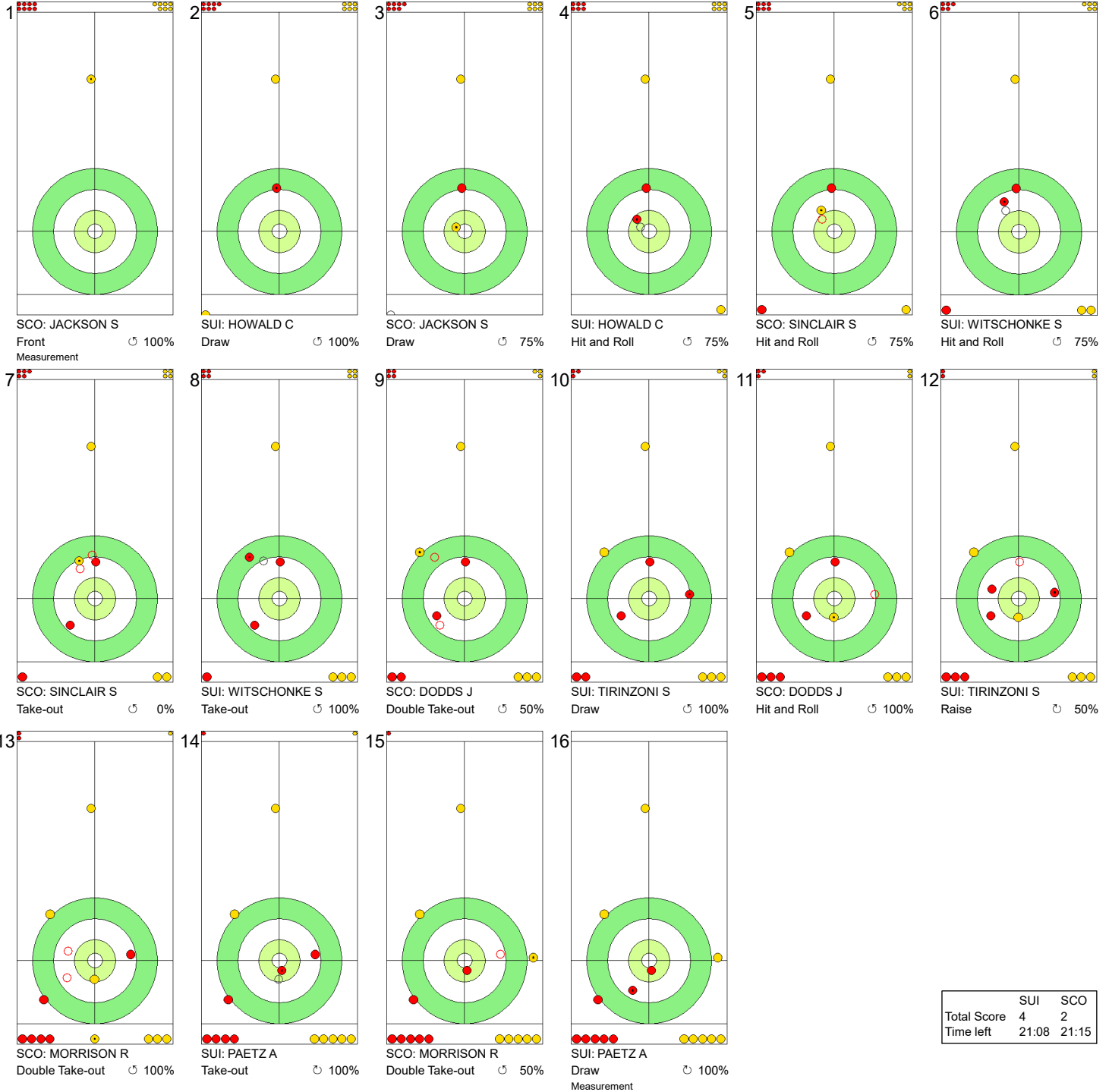
WED 20 MAR 2024
Start Time 14:00

Round Robin Session 13 - Sheet D

WORLD CURLING

Game - Shot by Shot

End 5 ● **SUI - Switzerland 2 + 2 (this end) = 4** ⊗ **SCO - Scotland 2 + 0 (this end) = 2**



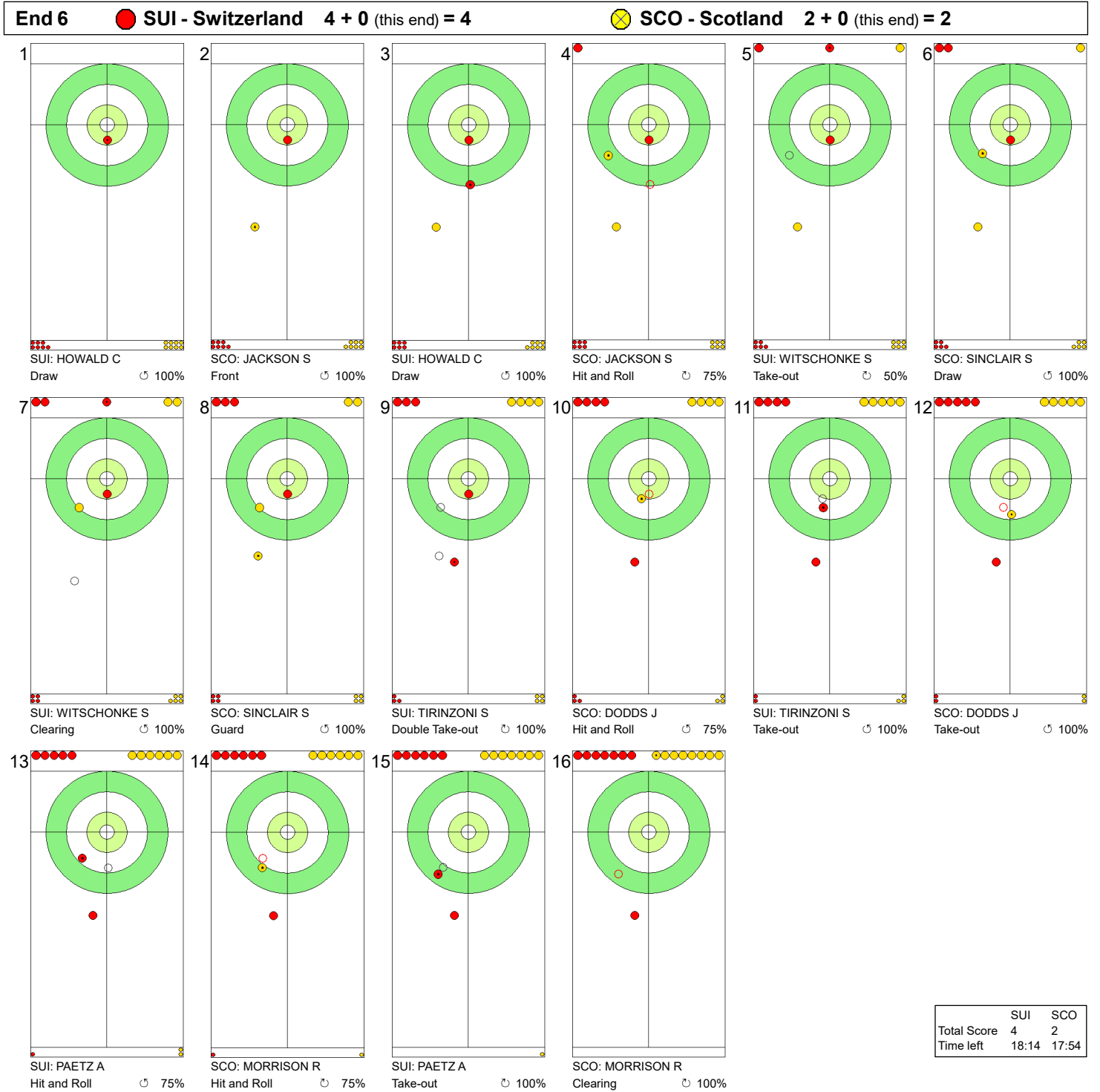
	SUI	SCO
Total Score	4	2
Time left	21:08	21:15

Legend:
↻ Clockwise ↺ Counter-clockwise - Not considered

WED 20 MAR 2024
Start Time 14:00

Round Robin Session 13 - Sheet D

Game - Shot by Shot



Legend:
 ↻ Clockwise ↺ Counter-clockwise - Not considered

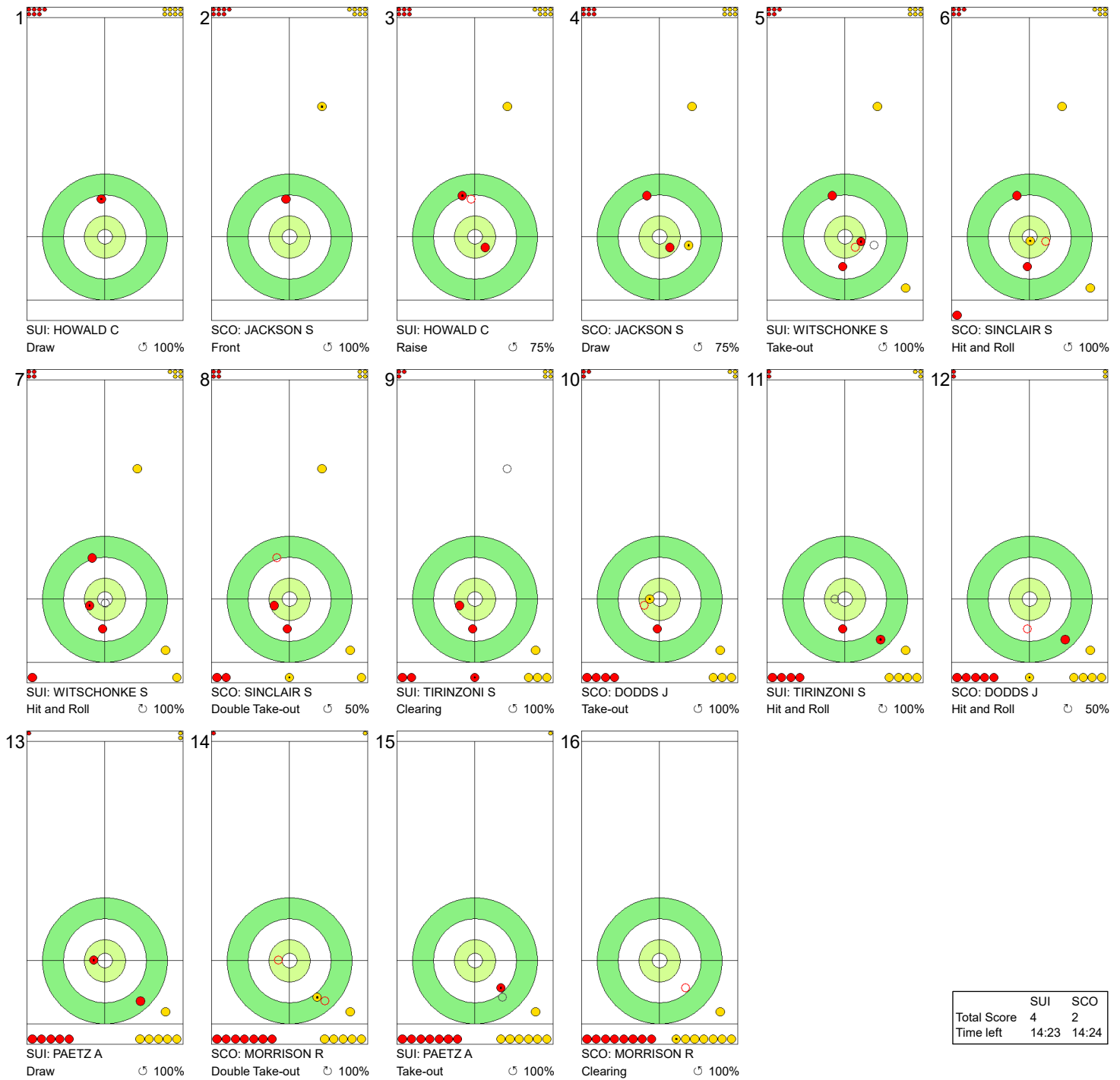
WED 20 MAR 2024
Start Time 14:00

Round Robin Session 13 - Sheet D

WORLD CURLING

Game - Shot by Shot

End 7 ● **SUI - Switzerland 4 + 0 (this end) = 4** ⊗ **SCO - Scotland 2 + 0 (this end) = 2**



	SUI	SCO
Total Score	4	2
Time left	14:23	14:24

Legend:
↻ Clockwise ↺ Counter-clockwise - Not considered

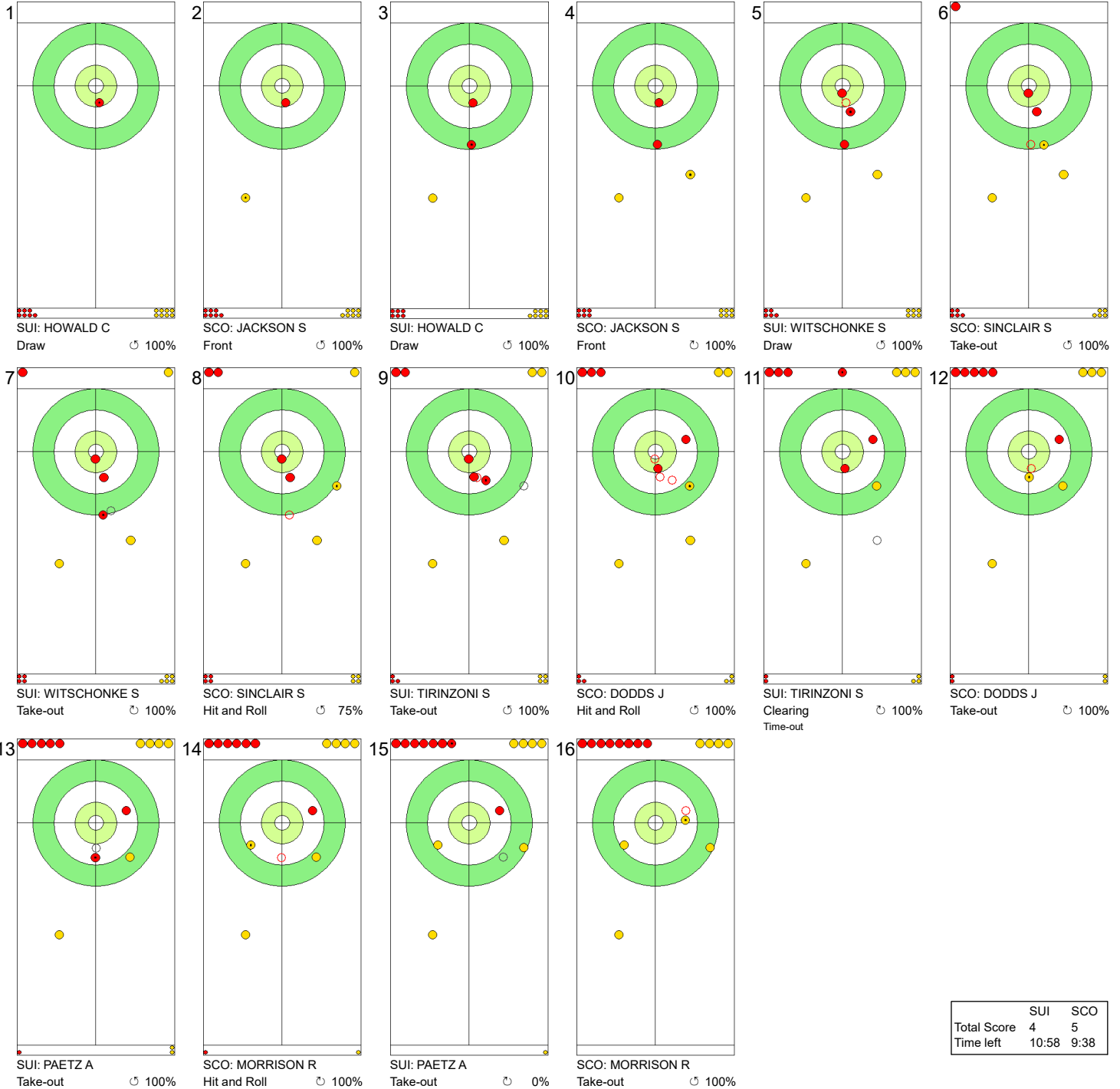
WED 20 MAR 2024
Start Time 14:00

Round Robin Session 13 - Sheet D

WORLD CURLING

Game - Shot by Shot

End 8 **SUI - Switzerland 4 + 0 (this end) = 4** **SCO - Scotland 2 + 3 (this end) = 5**



	SUI	SCO
Total Score	4	5
Time left	10:58	9:38

Legend:
 Clockwise Counter-clockwise - Not considered

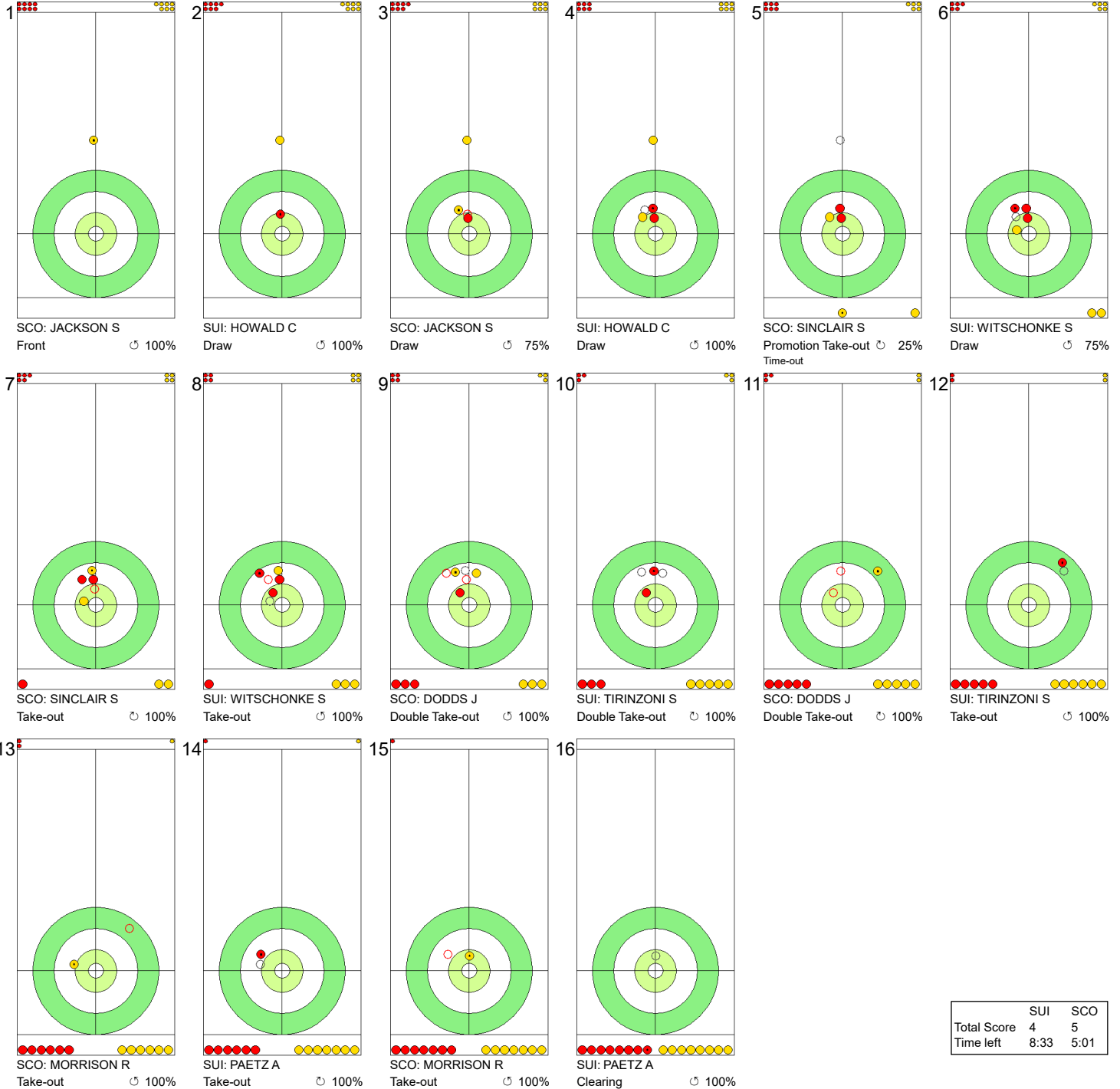
WED 20 MAR 2024
Start Time 14:00

Round Robin Session 13 - Sheet D

WORLD CURLING

Game - Shot by Shot

End 9 **SUI - Switzerland 4 + 0 (this end) = 4** **SCO - Scotland 5 + 0 (this end) = 5**



	SUI	SCO
Total Score	4	5
Time left	8:33	5:01

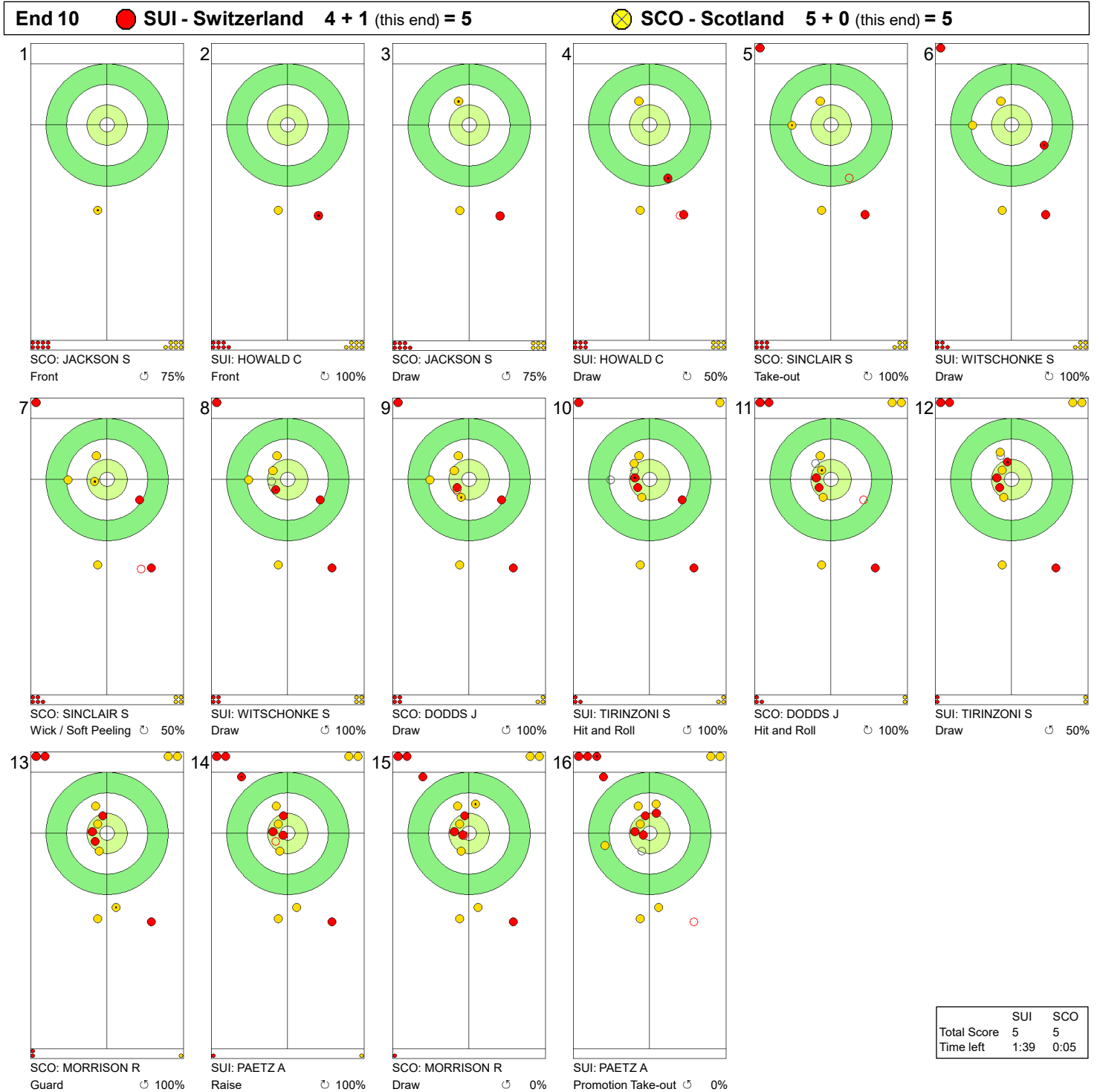
Legend:
 ↻ Clockwise ↺ Counter-clockwise - Not considered

WED 20 MAR 2024
Start Time 14:00

Round Robin Session 13 - Sheet D

WORLD CURLING

Game - Shot by Shot



Legend:
 ↻ Clockwise ↺ Counter-clockwise - Not considered

WED 20 MAR 2024
Start Time 14:00

Round Robin Session 13 - Sheet D

WORLD CURLING

Game - Shot by Shot

End 11 ● **SUI - Switzerland 5 + 0 (this end) = 5** ⊗ **SCO - Scotland 5 + 1 (this end) = 6**



Legend:
↻ Clockwise ↺ Counter-clockwise - Not considered

WED 20 MAR 2024
 Start Time 9:00

Round Robin Session 12

Session Results and Standings

Sheet	Team	LSD/LSFE	1	2	3	4	5	6	7	8	9	10	Extra Ends	Total
A	NOR - Norway	90.3cm	0	0	2	1	0	3	5	X	X	X		11
	NZL - New Zealand	86.1cm *	2	1	0	0	1	0	0	X	X	X		4
B	KOR - Korea	131.0cm	0	0	2	0	2	0	4	0	1	0		9
	ITA - Italy	69.1cm *	0	3	0	2	0	2	0	2	0	1		10
C	JPN - Japan	210.3cm	0	0	0	1	0	0	1	0	0	X		2
	CAN - Canada	86.4cm *	1	0	1	0	0	1	0	3	1	X		7
D	USA - United States	146.2cm	0	1	0	1	0	1	1	1	0	X		5
	SWE - Sweden	32.0cm *	4	0	2	0	2	0	0	0	2	X		10

Current Standings

Rank	Team	Games	Wins	Losses
1	CAN - Canada	7	7	0
2	ITA - Italy	7	6	1
2	SUI - Switzerland	7	6	1
4	DEN - Denmark	7	5	2
4	KOR - Korea	7	5	2
6	SWE - Sweden	8	5	3
7	NOR - Norway	7	3	4
8	JPN - Japan	7	2	5
8	SCO - Scotland	7	2	5
8	USA - United States	7	2	5
11	EST - Estonia	7	1	6
11	NZL - New Zealand	7	1	6
11	TUR - Türkiye	7	1	6

Attendance

Session: 2'285 Total: 19'553

Note:
 Under WCF rules, tie-breaking rules for standings are not applied until after the last game of the round robin.

Legend:
LSD Last Stone Draw **LSFE(*)** Last Stone First End **X** Unplayed/unfinished end due to concession

WED 20 MAR 2024
Start Time 9:00

Round Robin Session 12 - Sheet A

Game Results

Sheet	Team	LSFE	1	2	3	4	5	6	7	8	9	10	Extra Ends	Total
A	NOR - Norway		0	0	2	1	0	3	5	X	X	X		11
	NZL - New Zealand	*	2	1	0	0	1	0	0	X	X	X		4

NOR - Norway		Shot Success Game	All
4 V	SKASLIEN Kristin	70%	77%
3 S	ROERVIK Marianne	77%	83%
2	HASLEV NORDBYE Mille	86%	84%
1	ROENNING Martine	100%	90%
A	FORBREGD Ingeborg	-	-
Team Total		83%	84%

NZL - New Zealand		Shot Success Game	All
4 S	SMITH Jessica	59%	63%
3	SMITH Courtney	65%	66%
2 V	BECKER Bridget	52%	64%
1	THURLOW Natalie	80%	80%
A	THOMPSON Holly	-	76%
Team Total		64%	67%

Last Stone Draw Distance

⌚	ROERVIK Marianne	24.8cm
⌚	HASLEV NORDBYE Mille	65.5cm
Total		90.3cm

Last Stone Draw Distance

⌚	BECKER Bridget	11.0cm
⌚	SMITH Courtney	75.1cm
Total		86.1cm

Time remaining: 11 minutes 9 seconds

Time remaining: 9 minutes 34 seconds

Shot Success Analysis

NOR - Norway		⌚	⌚	Game	
4	SKASLIEN Kristin	Draws	4 81%	4 88%	8 84%
		Take-outs	2 63%	4 44%	6 50%
		Total	6 75%	8 66%	14 70%
3	ROERVIK Marianne	Draws	5 85%	5 60%	10 73%
		Take-outs	1 100%	3 83%	4 88%
		Total	6 88%	8 69%	14 77%
2	HASLEV NORDBYE Mille	Draws	3 83%	5 95%	8 91%
		Take-outs	1 100%	5 75%	6 79%
		Total	4 88%	10 85%	14 86%
1	ROENNING Martine	Draws	5 100%	8 100%	13 100%
		Take-outs	0 -	1 100%	1 100%
		Total	5 100%	9 100%	14 100%
A	FORBREGD Ingeborg	Draws	0 -	0 -	0 -
		Take-outs	0 -	0 -	0 -
		Total	0 -	0 -	0 -
Team		Draws	17 88%	22 88%	39 88%
		Take-outs	4 81%	13 69%	17 72%
		Total	21 87%	35 81%	56 83%

NZL - New Zealand		⌚	⌚	Game	
4	SMITH Jessica	Draws	4 63%	6 50%	10 55%
		Take-outs	4 69%	0 -	4 69%
		Total	8 66%	6 50%	14 59%
3	SMITH Courtney	Draws	3 83%	1 0%	4 63%
		Take-outs	6 71%	3 58%	9 67%
		Total	9 75%	4 44%	13 65%
2	BECKER Bridget	Draws	2 38%	5 70%	7 61%
		Take-outs	4 38%	3 50%	7 43%
		Total	6 38%	8 63%	14 52%
1	THURLOW Natalie	Draws	8 81%	5 75%	13 79%
		Take-outs	1 100%	0 -	1 100%
		Total	9 83%	5 75%	14 80%
A	THOMPSON Holly	Draws	0 -	0 -	0 -
		Take-outs	0 -	0 -	0 -
		Total	0 -	0 -	0 -
Team		Draws	17 72%	17 60%	34 66%
		Take-outs	15 63%	6 54%	21 61%
		Total	32 68%	23 59%	55 64%

Note:
Position and function for each team member:
4 = Fourth, 3 = Third, 2 = Second, 1 = Lead, A = Alternate, S = Skip, V = Vice-Skip

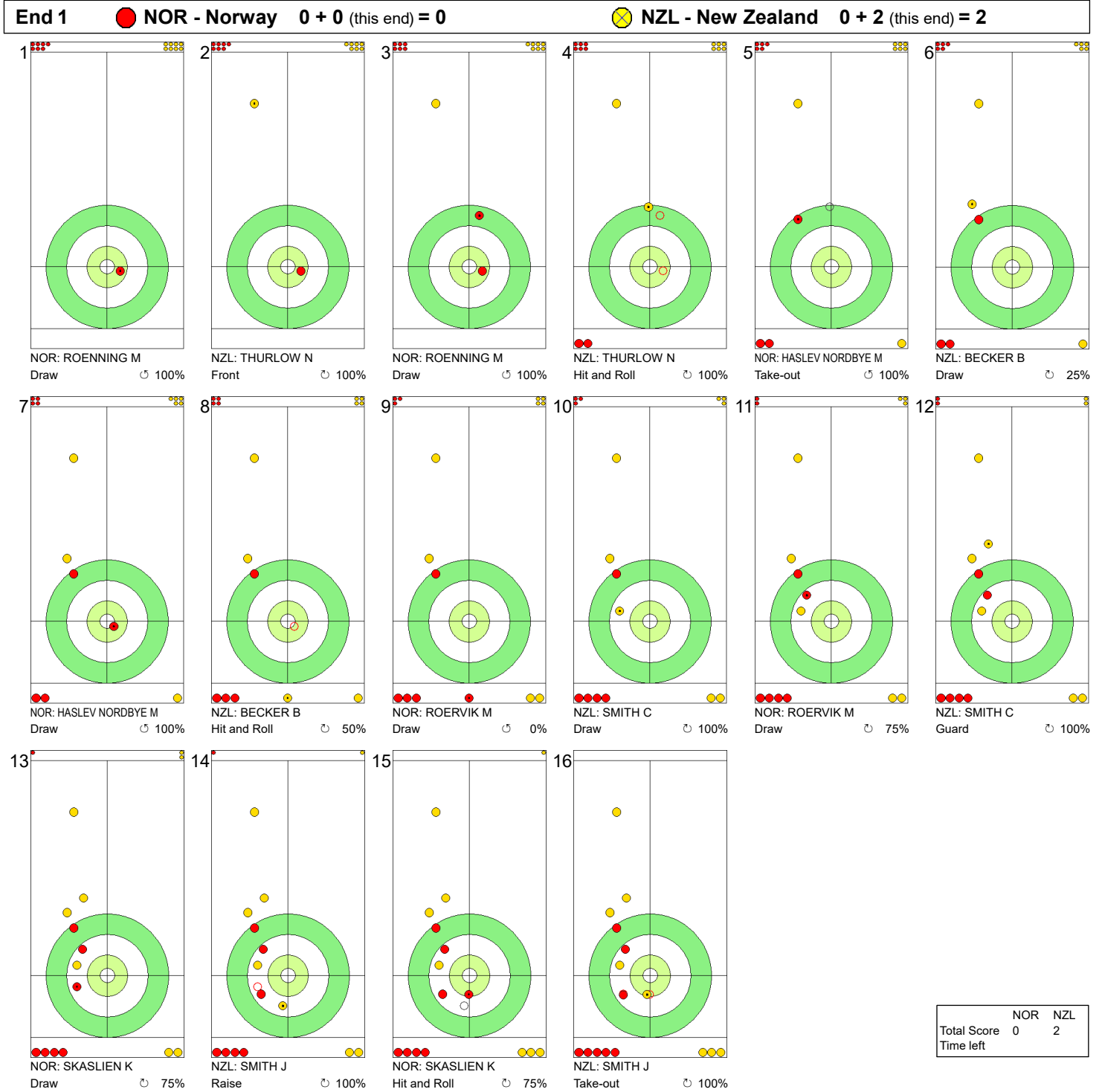
Legend:
⌚ Clockwise ⌚ Counter-clockwise LSFE(*) Last Stone First End
X Unplayed/unfinished end due to concession

WED 20 MAR 2024
Start Time 9:00

Round Robin Session 12 - Sheet A

WORLD CURLING

Game - Shot by Shot



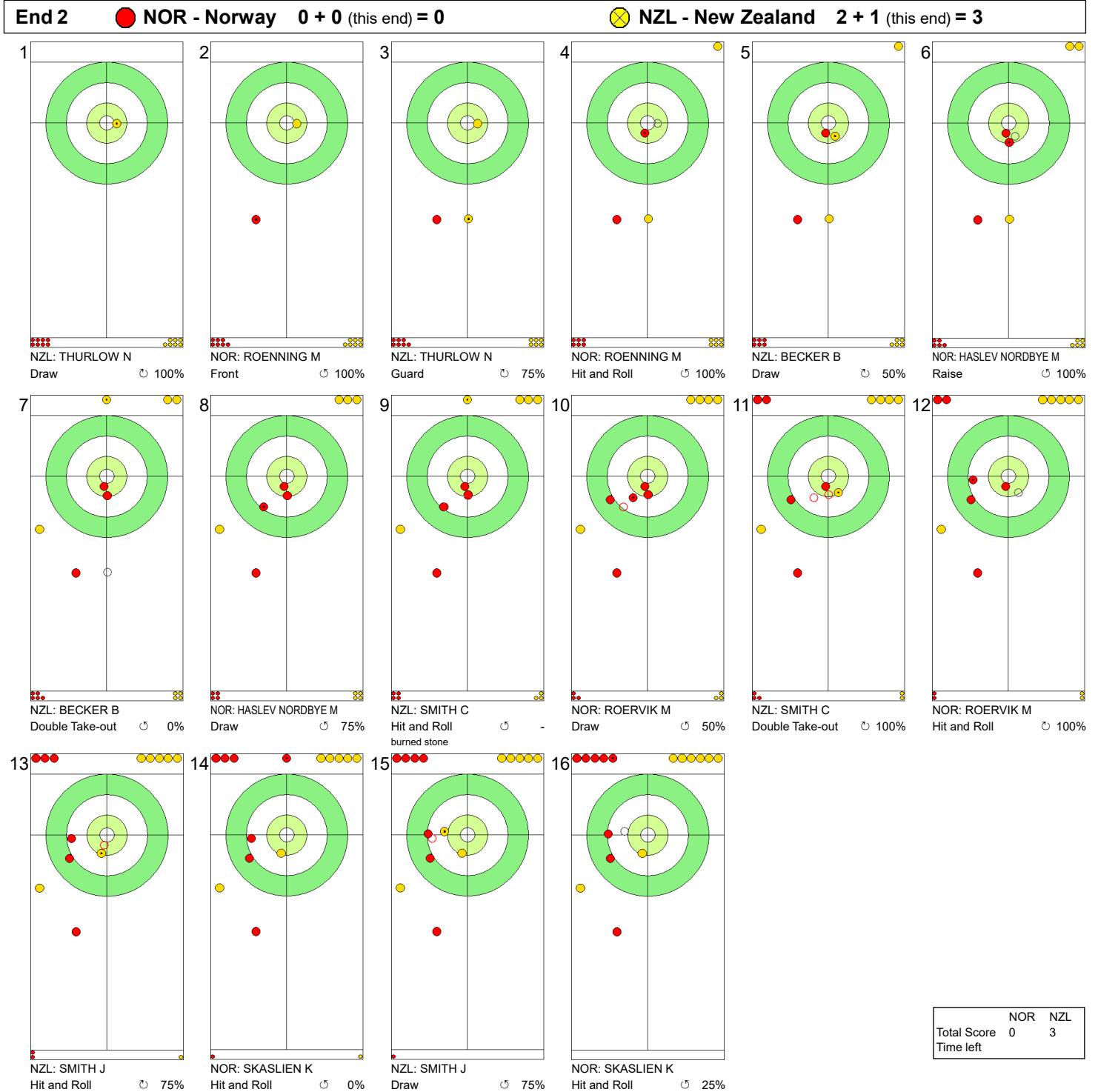
Legend:
 Clockwise Counter-clockwise - Not considered

WED 20 MAR 2024
Start Time 9:00

Round Robin Session 12 - Sheet A

WORLD CURLING

Game - Shot by Shot

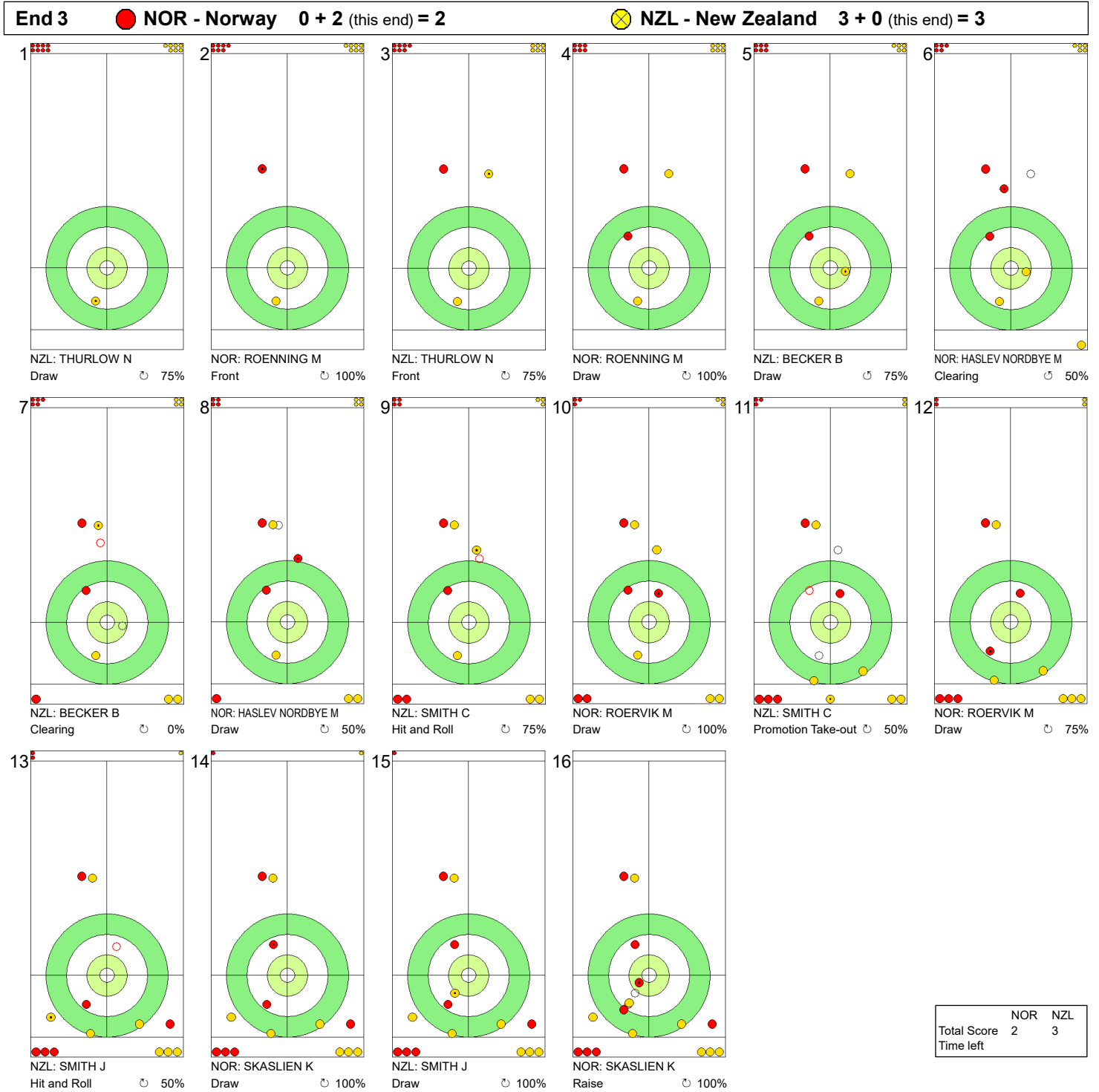


Legend:
 ↻ Clockwise ↺ Counter-clockwise - Not considered

WED 20 MAR 2024
Start Time 9:00

Round Robin Session 12 - Sheet A

Game - Shot by Shot

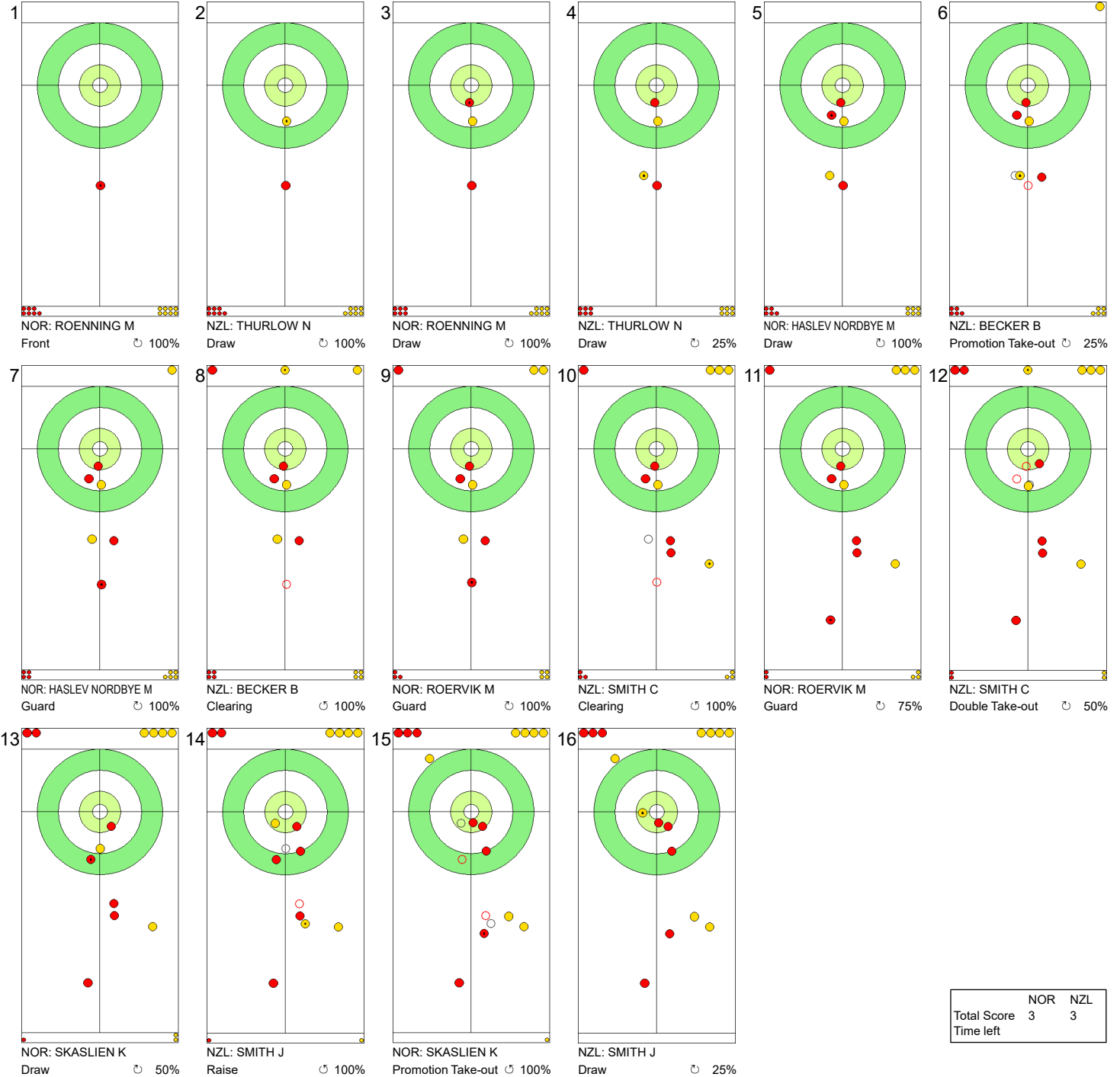


Legend:
↻ Clockwise ↺ Counter-clockwise - Not considered

Game - Shot by Shot

End 4 ● NOR - Norway 2 + 1 (this end) = 3

⊗ NZL - New Zealand 3 + 0 (this end) = 3



Legend:
↻ Clockwise
↺ Counter-clockwise
- Not considered

WED 20 MAR 2024
Start Time 9:00

Round Robin Session 12 - Sheet A

Game - Shot by Shot

End 5 **NOR - Norway** 3 + 0 (this end) = 3 **NZL - New Zealand** 3 + 1 (this end) = 4

Shot #	Player	Shot Type	Accuracy
1	NOR: ROENNING M	Front	100%
2	NZL: THURLOW N	Front	100%
3	NOR: ROENNING M	Draw	100%
4	NZL: THURLOW N	Draw	75%
5	NOR: HASLEV NORDBYE M	Hit and Roll	50%
6	NZL: BECKER B	Hit and Roll	75%
7	NOR: HASLEV NORDBYE M	Hit and Roll	100%
8	NZL: BECKER B	Double Take-out	50%
9	NOR: ROERVIK M	Hit and Roll	100%
10	NZL: SMITH C	Hit and Roll	100%
11	NOR: ROERVIK M	Double Take-out	50%
12	NZL: SMITH C	Draw	50%
13	NOR: SKASLIEN K	Promotion Take-out	50%
14	NZL: SMITH J	Raise	25%
15	NOR: SKASLIEN K	Double Take-out	50%
16	NZL: SMITH J	Draw	100%

	NOR	NZL
Total Score	3	4
Time left		

Legend:
 Clockwise
 Counter-clockwise
 - Not considered

WED 20 MAR 2024
Start Time 9:00

Round Robin Session 12 - Sheet A

WORLD CURLING

Game - Shot by Shot



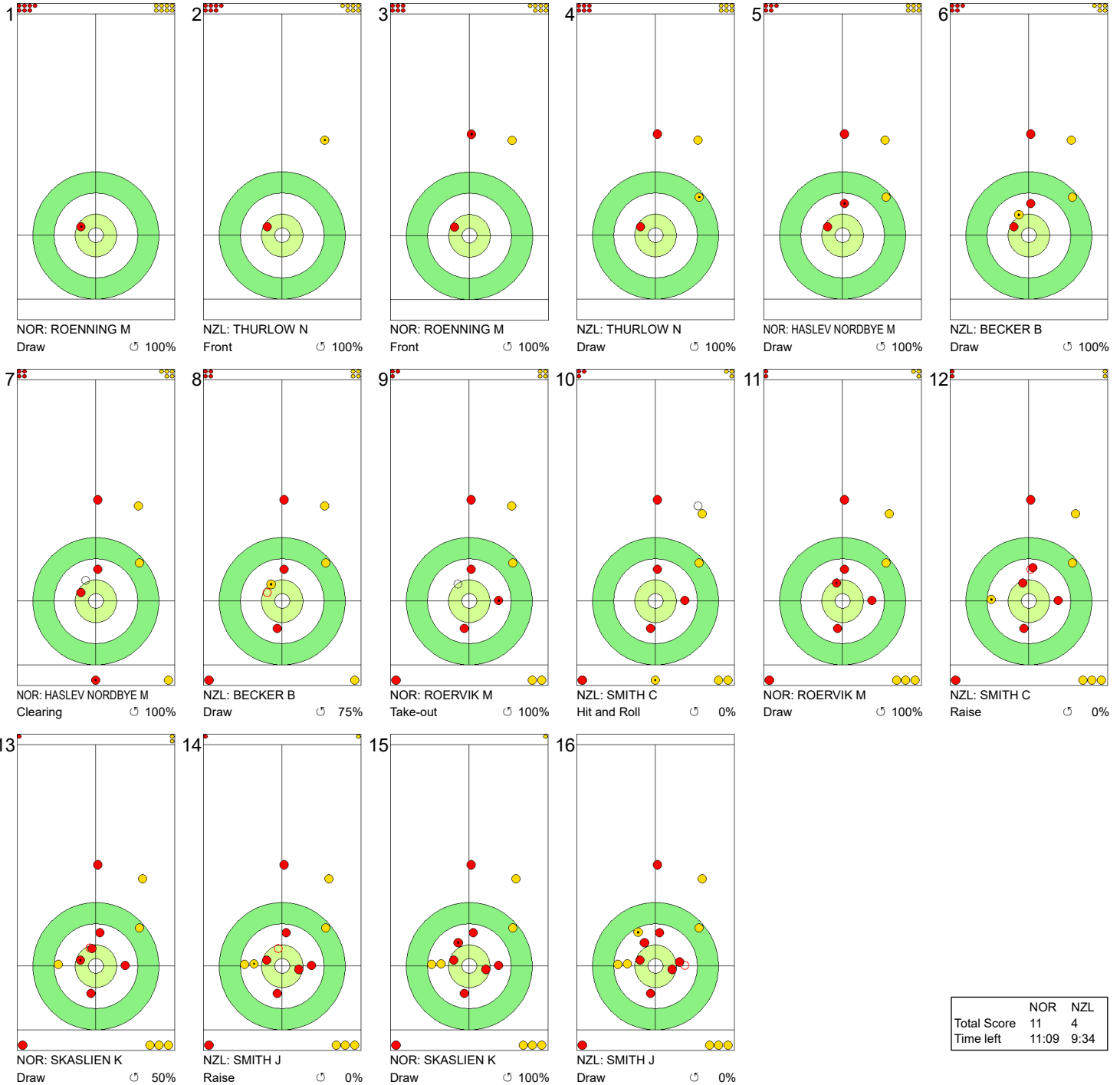
Legend:
 ↻ Clockwise ↺ Counter-clockwise - Not considered

WED 20 MAR 2024
Start Time 9:00

Round Robin Session 12 - Sheet A

Game - Shot by Shot

End 7 **NOR - Norway** 6 + 5 (this end) = 11 **NZL - New Zealand** 4 + 0 (this end) = 4



	NOR	NZL
Total Score	11	4
Time left	11:09	9:34

Legend:
 Clockwise Counter-clockwise - Not considered

WED 20 MAR 2024
Start Time 9:00

Round Robin Session 12 - Sheet B

Game Results

Sheet	Team	LSFE	1	2	3	4	5	6	7	8	9	10	Extra Ends	Total
B	KOR - Korea		0	0	2	0	2	0	4	0	1	0		9
	ITA - Italy	*	0	3	0	2	0	2	0	2	0	1		10

KOR - Korea		Shot Success	Game	All
4 S	GIM Eunji	74%	77%	
3 V	KIM Minji	79%	82%	
2	KIM Suji	78%	84%	
1	SEOL Yeeun	90%	87%	
A	SEOL Yeji	-	88%	
Team Total		80%	82%	

ITA - Italy		Shot Success	Game	All
4 S	CONSTANTINI Stefania	88%	87%	
3	MATHIS Elena	81%	80%	
2	ROMEI Angela	88%	87%	
1 V	ZARDINI LACEDELLI Giulia	94%	91%	
A	LO DESERTO Marta	-	100%	
Team Total		88%	86%	

Last Stone Draw		Distance
↻	GIM Eunji	18.9cm
↻	KIM Minji	112.1cm
Total		131.0cm

Last Stone Draw		Distance
↻	ZARDINI LACEDELLI Giulia	54.8cm
↻	CONSTANTINI Stefania	14.3cm
Total		69.1cm

Time remaining: 0 minutes 46 seconds

Time-out: End 7 - KOR stone 6

Time remaining: 0 minutes 2 seconds

Time-out: End 5 - ITA stone 6

Shot Success Analysis

KOR - Korea		↻	↻	Game
4	GIM Eunji	Draws	7 75%	2 75% 9 75%
		Take-outs	10 75%	1 50% 11 73%
		Total	17 75%	3 67% 20 74%
3	KIM Minji	Draws	6 71%	3 83% 9 75%
		Take-outs	6 83%	5 80% 11 82%
		Total	12 77%	8 81% 20 79%
2	KIM Suji	Draws	5 75%	3 58% 8 69%
		Take-outs	6 75%	6 92% 12 83%
		Total	11 75%	9 81% 20 78%
1	SEOL Yeeun	Draws	3 75%	16 92% 19 89%
		Take-outs	0 -	1 100% 1 100%
		Total	3 75%	17 93% 20 90%
A	SEOL Yeji	Draws	0 -	0 - 0 -
		Take-outs	0 -	0 - 0 -
		Total	0 -	0 - 0 -
Team		Draws	21 74%	24 85% 45 80%
		Take-outs	22 77%	13 85% 35 80%
		Total	43 76%	37 85% 80 80%

ITA - Italy		↻	↻	Game
4	CONSTANTINI Stefania	Draws	9 86%	5 100% 14 91%
		Take-outs	1 0%	4 100% 5 80%
		Total	10 78%	9 100% 19 88%
3	MATHIS Elena	Draws	3 67%	3 92% 6 79%
		Take-outs	6 92%	8 75% 14 82%
		Total	9 83%	11 80% 20 81%
2	ROMEI Angela	Draws	4 81%	7 82% 11 82%
		Take-outs	6 92%	3 100% 9 94%
		Total	10 88%	10 88% 20 88%
1	ZARDINI LACEDELLI Giulia	Draws	10 90%	7 96% 17 93%
		Take-outs	1 100%	2 100% 3 100%
		Total	11 91%	9 97% 20 94%
A	LO DESERTO Marta	Draws	0 -	0 - 0 -
		Take-outs	0 -	0 - 0 -
		Total	0 -	0 - 0 -
Team		Draws	26 85%	22 92% 48 88%
		Take-outs	14 86%	17 88% 31 87%
		Total	40 85%	39 90% 79 88%

Note:
Position and function for each team member:
4 = Fourth, 3 = Third, 2 = Second, 1 = Lead, A = Alternate, S = Skip, V = Vice-Skip

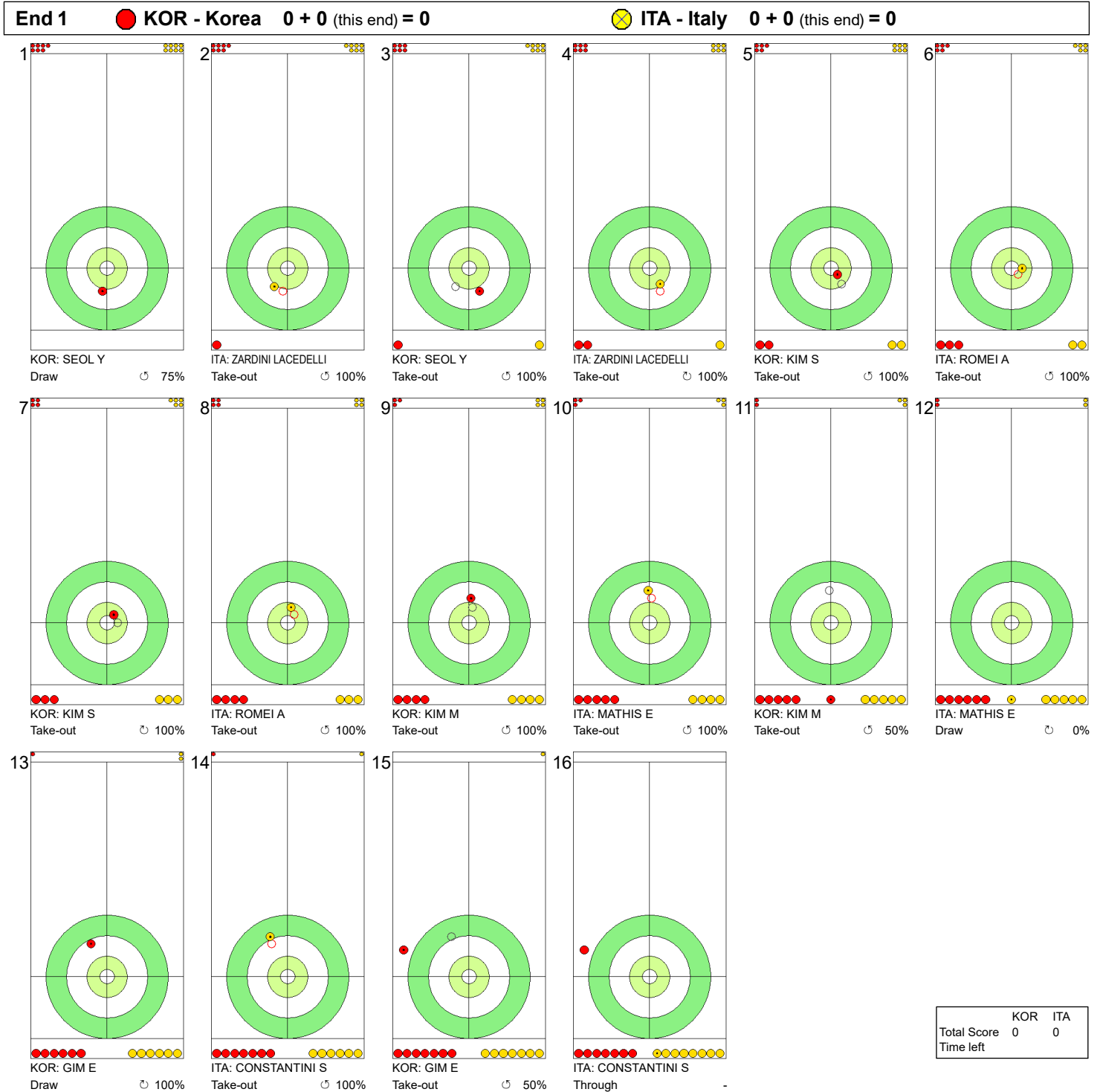
Legend:
↻ Clockwise ↻ Counter-clockwise LSFE(*) Last Stone First End

WED 20 MAR 2024
Start Time 9:00

Round Robin Session 12 - Sheet B

WORLD CURLING

Game - Shot by Shot

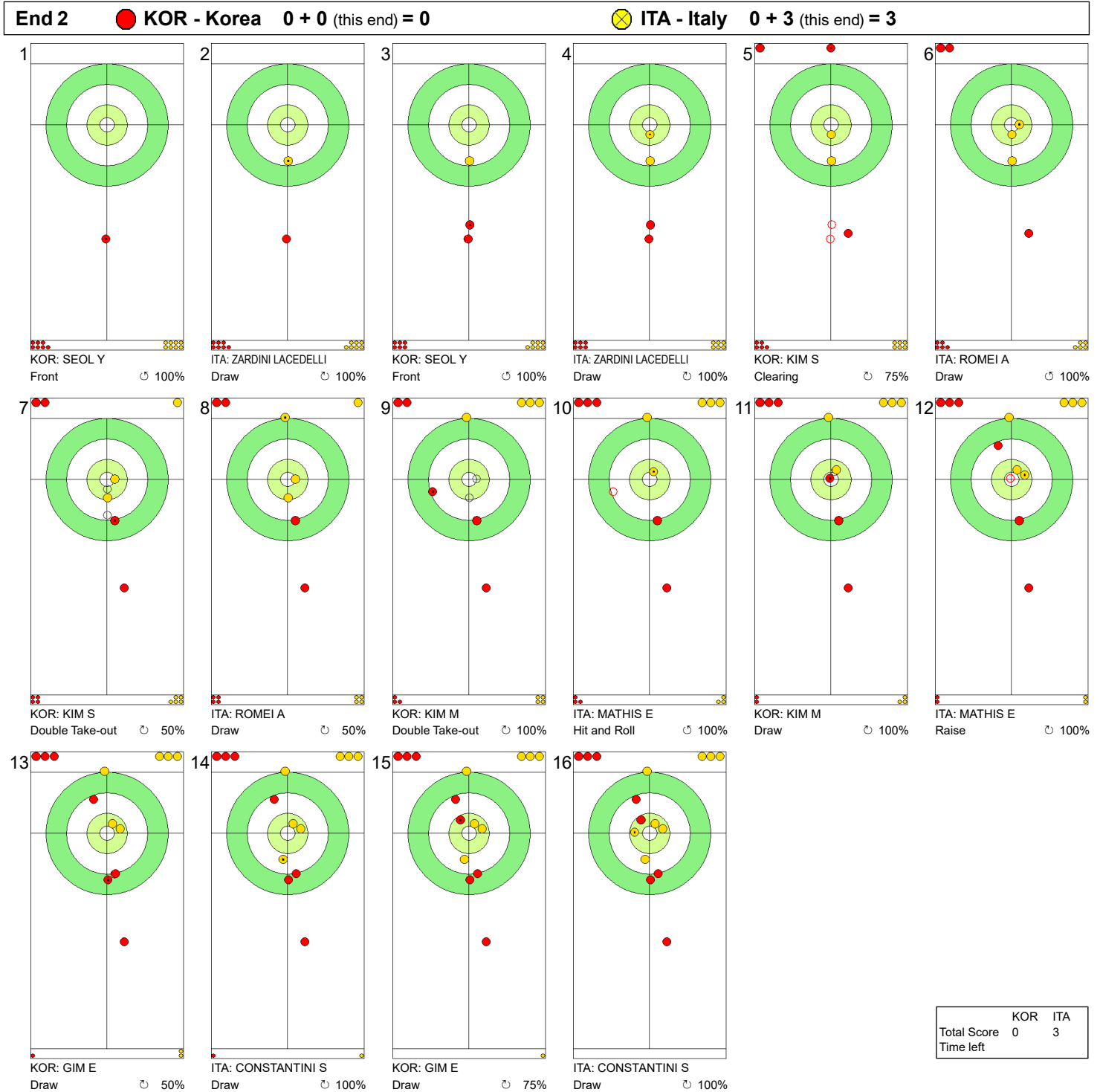


Legend:
 Clockwise Counter-clockwise - Not considered

WED 20 MAR 2024
Start Time 9:00

Round Robin Session 12 - Sheet B

Game - Shot by Shot



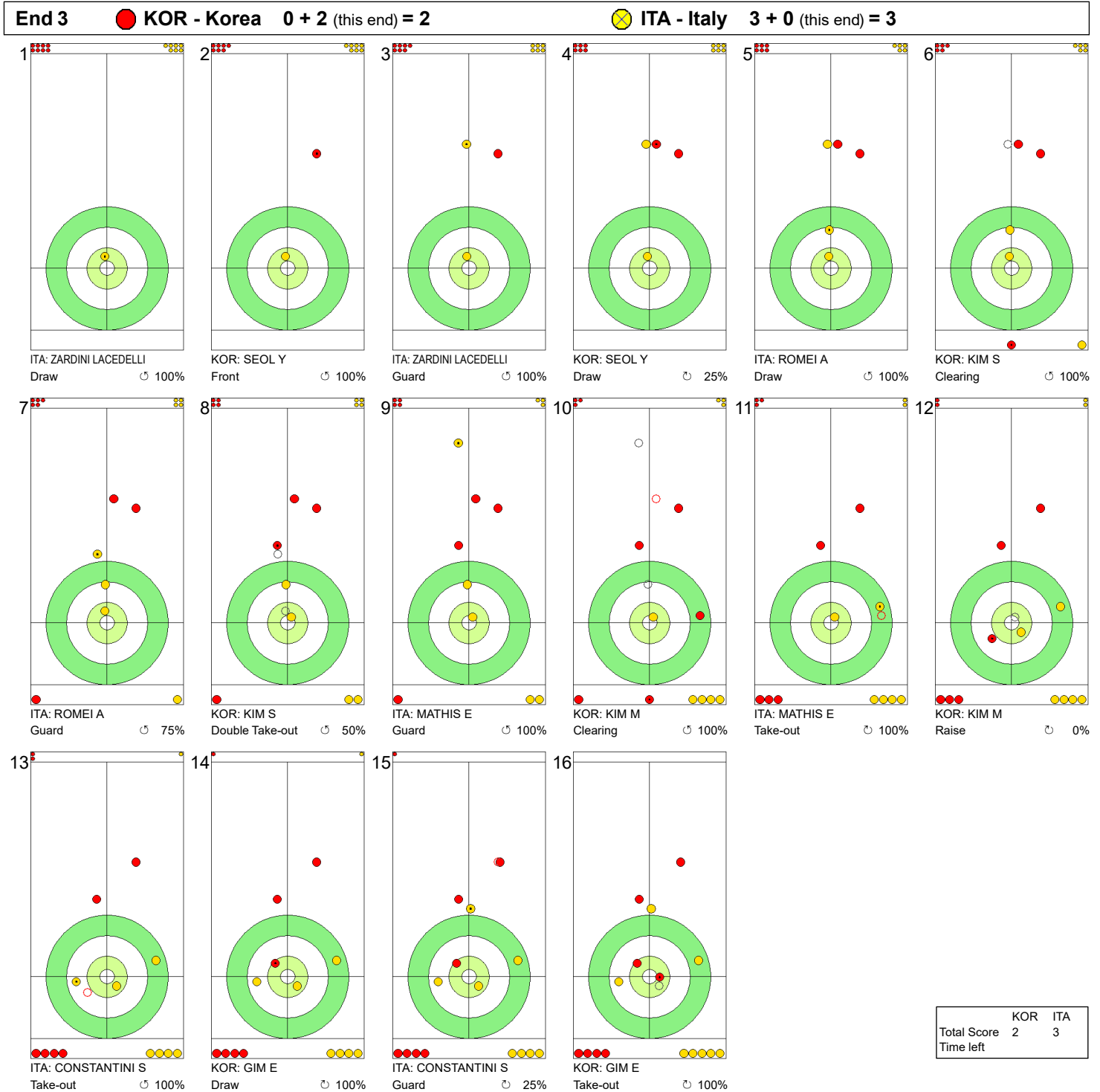
Legend:
 Clockwise
 Counter-clockwise
 - Not considered

WED 20 MAR 2024
Start Time 9:00

Round Robin Session 12 - Sheet B

WORLD CURLING

Game - Shot by Shot



Legend:
 ↻ Clockwise ↺ Counter-clockwise - Not considered

WED 20 MAR 2024
Start Time 9:00

Round Robin Session 12 - Sheet B

Game - Shot by Shot



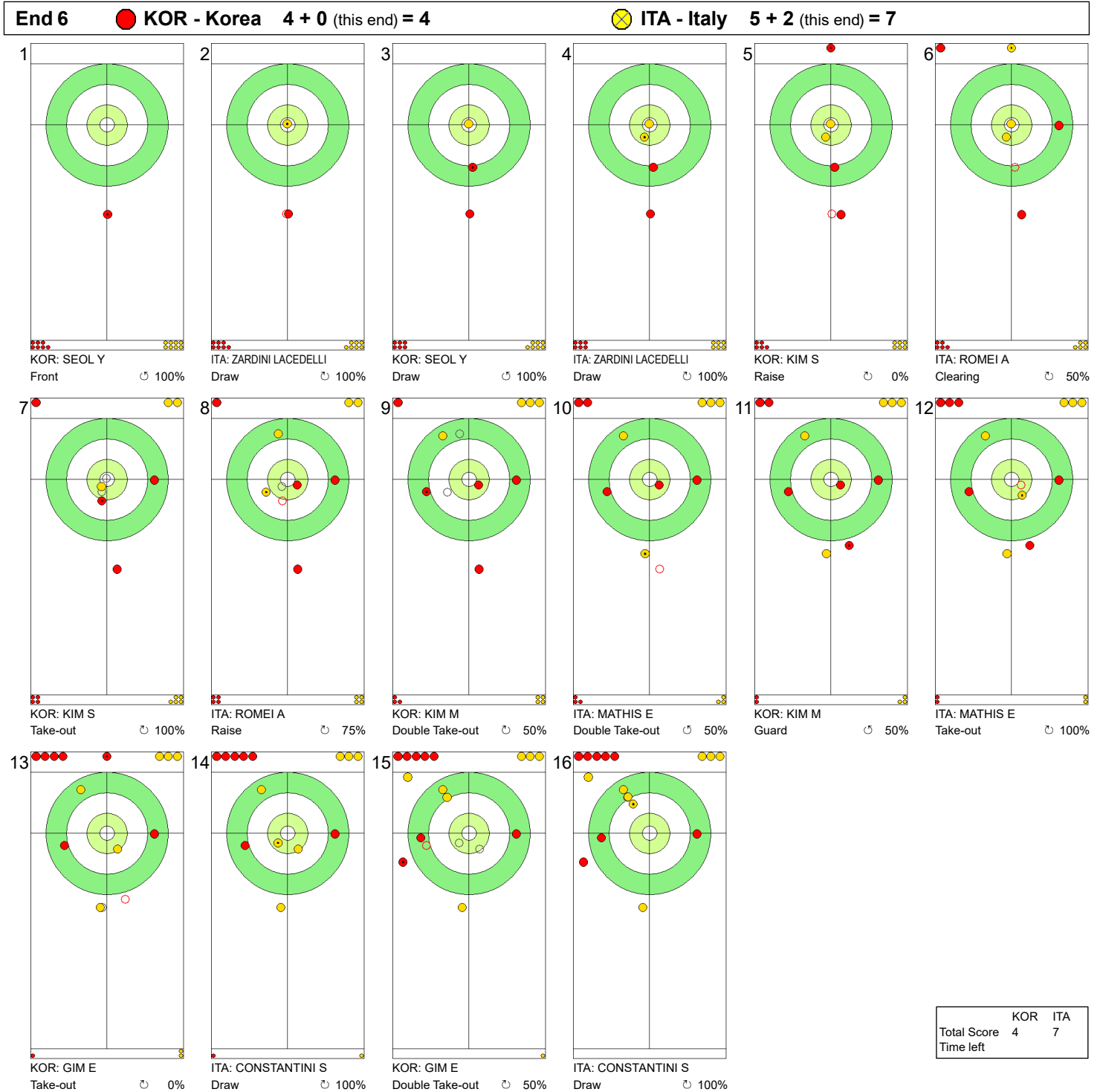
Legend:
 ↻ Clockwise ↺ Counter-clockwise - Not considered

WED 20 MAR 2024
Start Time 9:00

Round Robin Session 12 - Sheet B

WORLD CURLING

Game - Shot by Shot



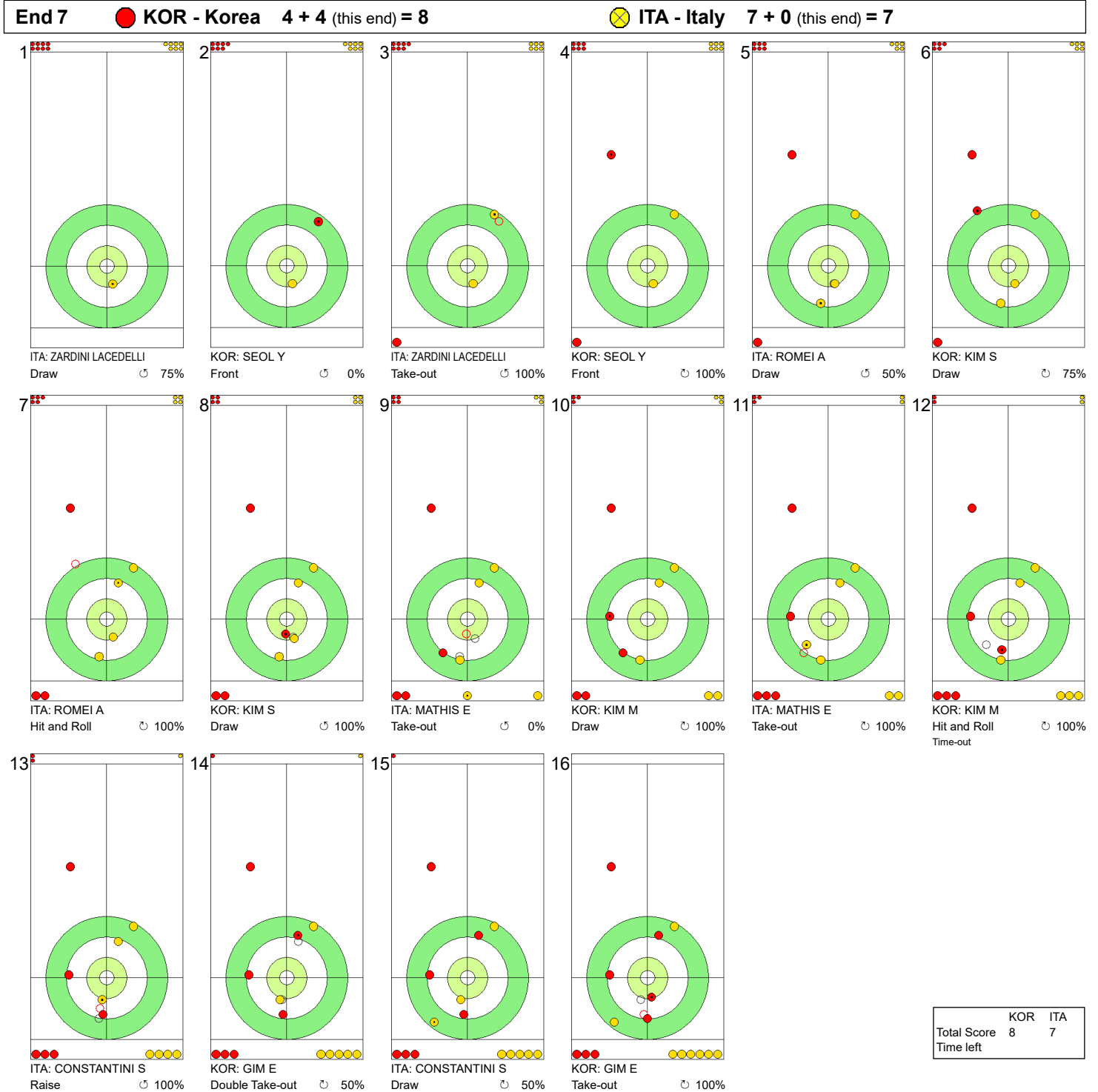
Legend:
 ↻ Clockwise ↺ Counter-clockwise - Not considered

WED 20 MAR 2024
Start Time 9:00

Round Robin Session 12 - Sheet B

WORLD CURLING

Game - Shot by Shot



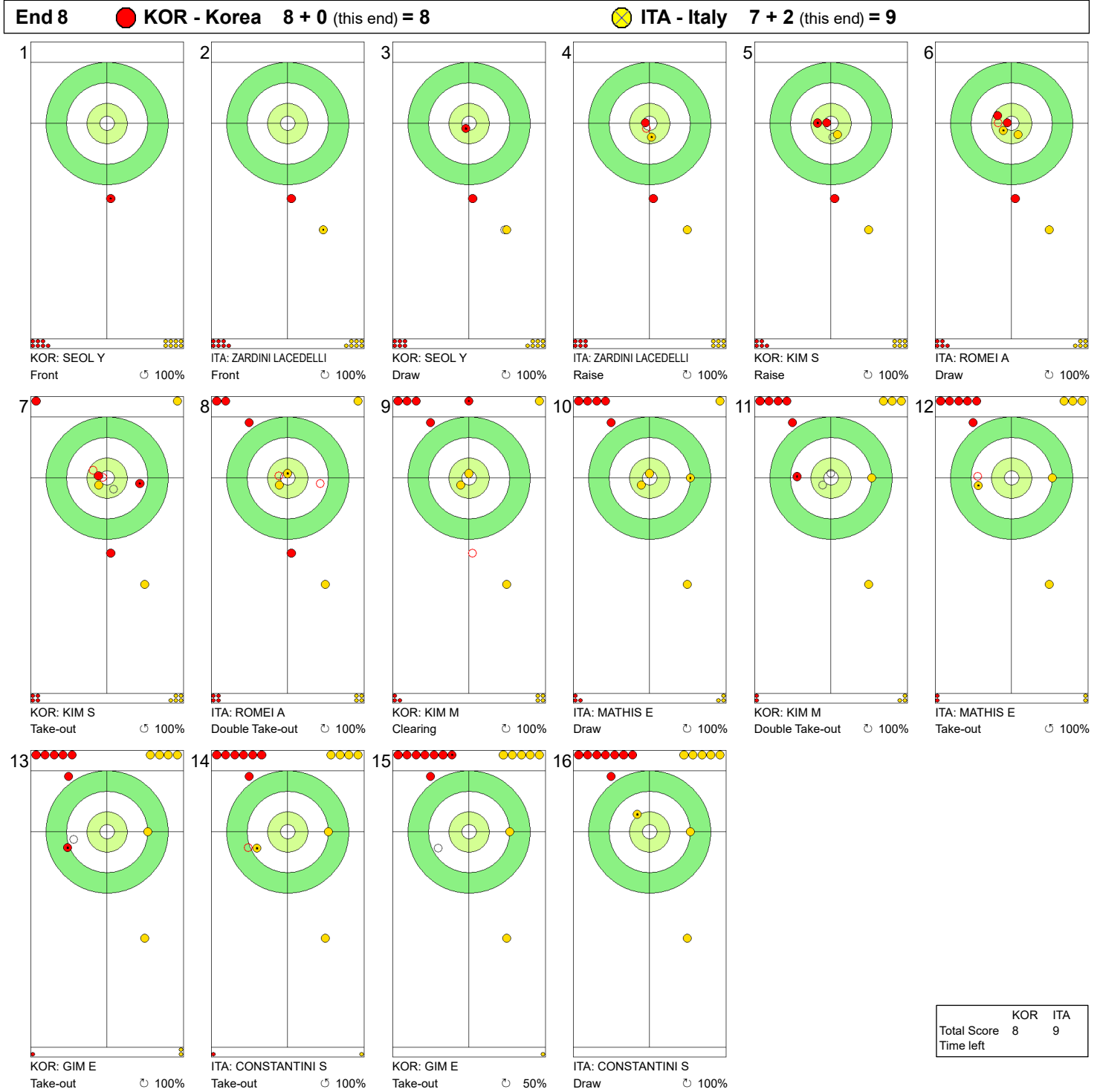
Legend:
 ⌚ Clockwise ⌚ Counter-clockwise - Not considered

WED 20 MAR 2024
Start Time 9:00

Round Robin Session 12 - Sheet B

WORLD CURLING

Game - Shot by Shot



Legend:
 Clockwise Counter-clockwise - Not considered

WED 20 MAR 2024
Start Time 9:00

Round Robin Session 12 - Sheet B

WORLD CURLING

Game - Shot by Shot



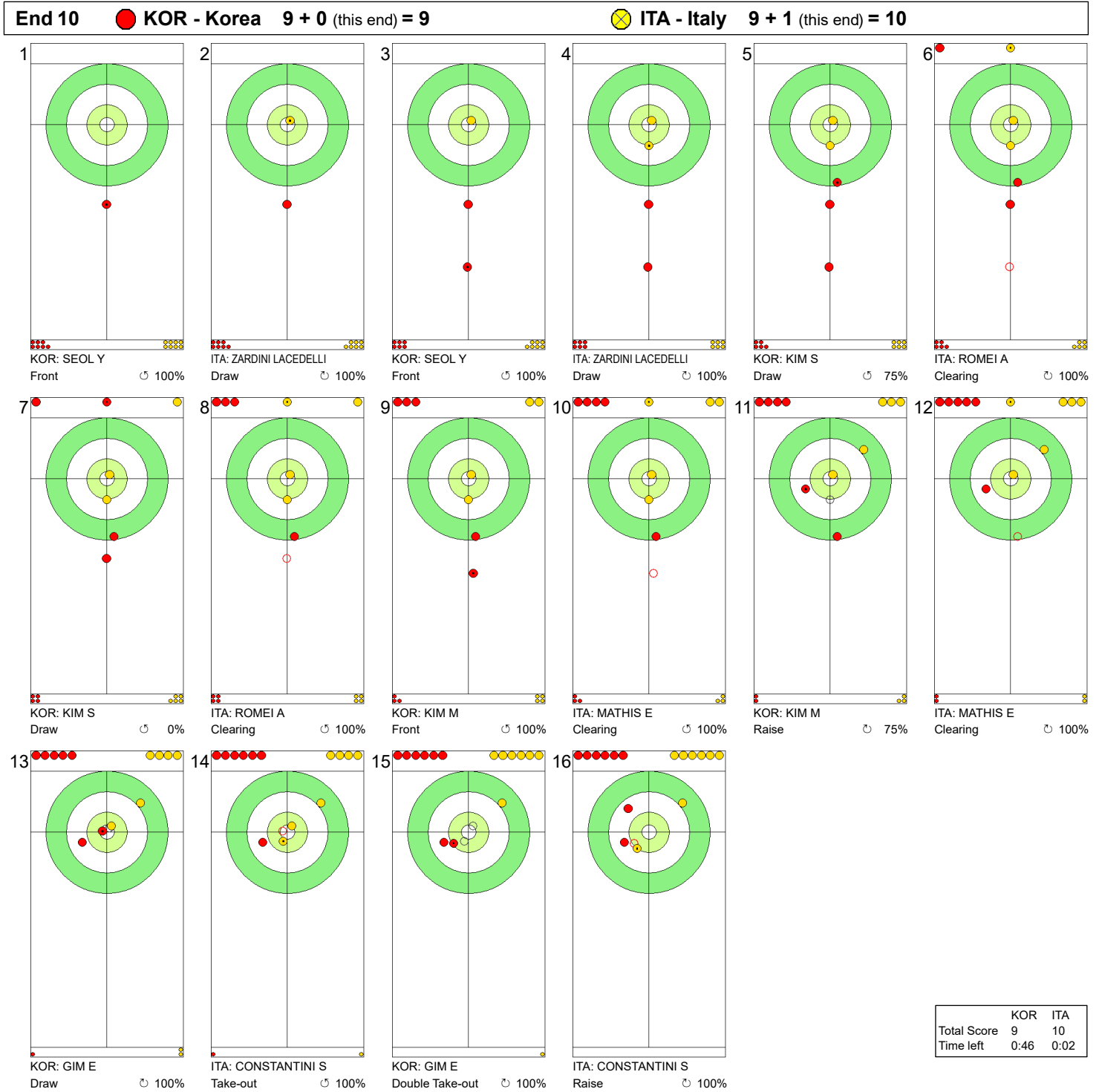
Legend:
 ↻ Clockwise ↺ Counter-clockwise - Not considered

WED 20 MAR 2024
Start Time 9:00

Round Robin Session 12 - Sheet B

WORLD CURLING

Game - Shot by Shot



Legend:
 ↻ Clockwise ↺ Counter-clockwise - Not considered

WED 20 MAR 2024
Start Time 9:00

Round Robin Session 12 - Sheet C

Game Results

Sheet	Team	LSFE	1	2	3	4	5	6	7	8	9	10	Extra Ends	Total
C	JPN - Japan		0	0	0	1	0	0	1	0	0	X		2
	CAN - Canada	*	1	0	1	0	0	1	0	3	1	X		7

JPN - Japan		Shot Success Game	All
4 S	UENO Miyu	64 %	66 %
3 V	KANAI Asuka	82 %	75 %
2	NISHIMURO Junko	72 %	73 %
1	UENO Yui	78 %	89 %
A	RYOKAWA Mone	-	99 %
Team Total		74 %	77 %

CAN - Canada		Shot Success Game	All
4 S	HOMAN Rachel	87 %	90 %
3 V	FLEURY Tracy	83 %	83 %
2	MISKEW Emma	88 %	90 %
1	WILKES Sarah	88 %	89 %
A	BROWN Rachel	-	-
Team Total		86 %	88 %

Last Stone Draw		Distance
↻	KANAI Asuka	199.6cm
↻	UENO Yui	10.7cm
Total		210.3cm

Last Stone Draw		Distance
↻	WILKES Sarah	50.2cm
↻	MISKEW Emma	36.2cm
Total		86.4cm

Time remaining: 3 minutes 22 seconds

Time remaining: 8 minutes 40 seconds

Time-out: End 9 - JPN stone 5

Shot Success Analysis

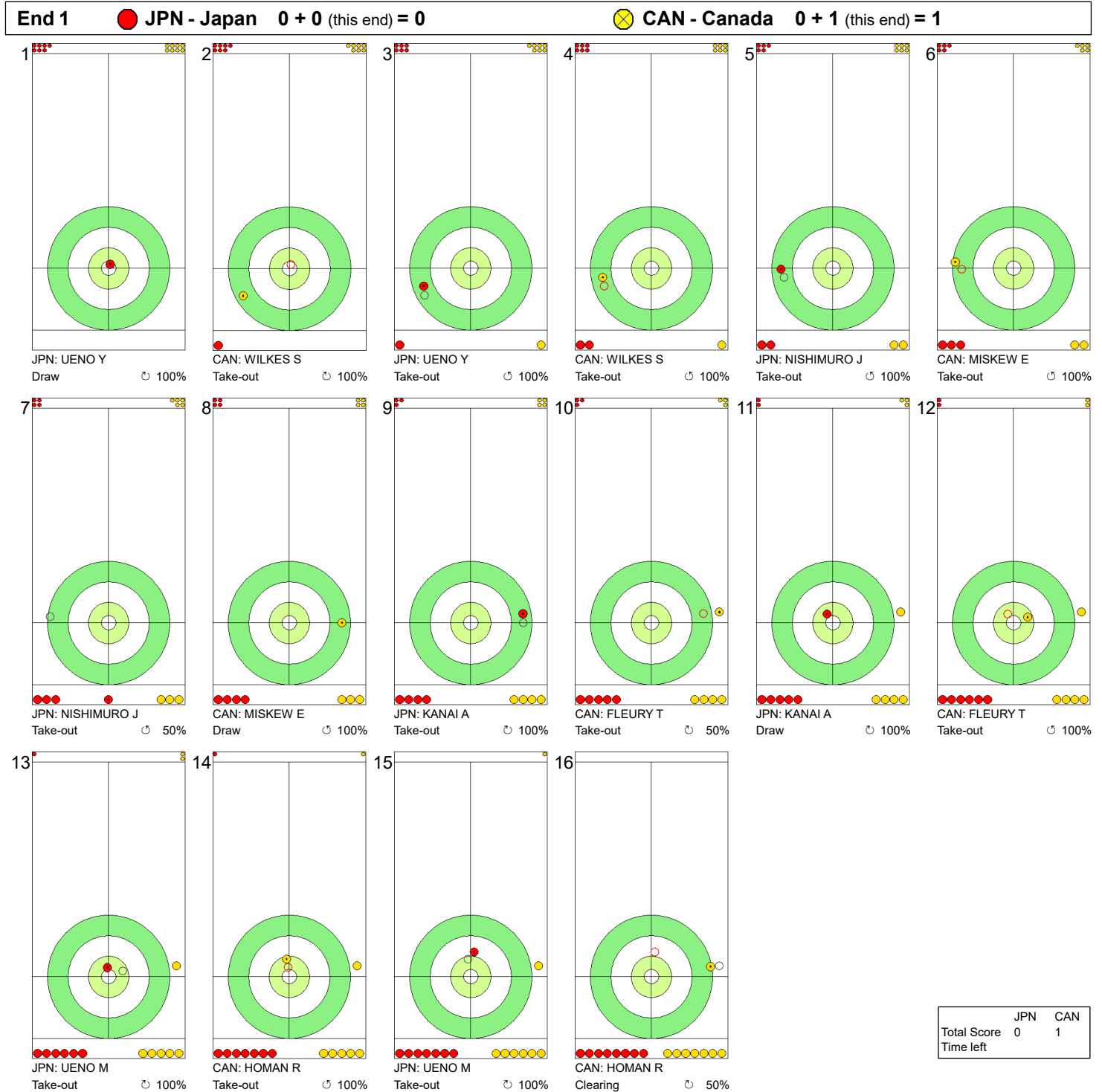
JPN - Japan		↻	↻	Game
4	UENO Miyu	Draws	0 - 5 70%	5 70%
		Take-outs	10 70% 3 33%	13 62%
		Total	10 70% 8 56%	18 64%
3	KANAI Asuka	Draws	3 83% 4 75%	7 79%
		Take-outs	5 90% 6 79%	11 84%
		Total	8 88% 10 78%	18 82%
2	NISHIMURO Junko	Draws	3 58% 3 50%	6 54%
		Take-outs	1 100% 11 80%	12 81%
		Total	4 69% 14 73%	18 72%
1	UENO Yui	Draws	7 93% 9 61%	16 75%
		Take-outs	1 100% 1 100%	2 100%
		Total	8 94% 10 65%	18 78%
A	RYOKAWA Mone	Draws	0 - 0 -	0 -
		Take-outs	0 - 0 -	0 -
		Total	0 - 0 -	0 -
Team		Draws	13 83% 21 64%	34 71%
		Take-outs	17 79% 21 74%	38 76%
		Total	30 81% 42 69%	72 74%

CAN - Canada		↻	↻	Game
4	HOMAN Rachel	Draws	4 94% 2 75%	6 88%
		Take-outs	7 82% 4 94%	11 86%
		Total	11 86% 6 88%	17 87%
3	FLEURY Tracy	Draws	2 88% 3 67%	5 75%
		Take-outs	4 88% 9 86%	13 87%
		Total	6 88% 12 81%	18 83%
2	MISKEW Emma	Draws	1 75% 5 90%	6 88%
		Take-outs	4 88% 8 88%	12 88%
		Total	5 85% 13 88%	18 88%
1	WILKES Sarah	Draws	7 100% 7 82%	14 91%
		Take-outs	2 100% 2 50%	4 75%
		Total	9 100% 9 75%	18 88%
A	BROWN Rachel	Draws	0 - 0 -	0 -
		Take-outs	0 - 0 -	0 -
		Total	0 - 0 -	0 -
Team		Draws	14 95% 17 81%	31 87%
		Take-outs	17 87% 23 85%	40 86%
		Total	31 90% 40 83%	71 86%

Note:
Position and function for each team member:
4 = Fourth, 3 = Third, 2 = Second, 1 = Lead, A = Alternate, S = Skip, V = Vice-Skip

Legend:
↻ Clockwise ↻ Counter-clockwise LSFE(*) Last Stone First End
X Unplayed/unfinished end due to concession

Game - Shot by Shot



Legend:	↻ Clockwise	↺ Counter-clockwise	- Not considered
----------------	-------------	---------------------	------------------

WED 20 MAR 2024
Start Time 9:00

Round Robin Session 12 - Sheet C

Game - Shot by Shot



Legend:
 ↻ Clockwise ↺ Counter-clockwise - Not considered

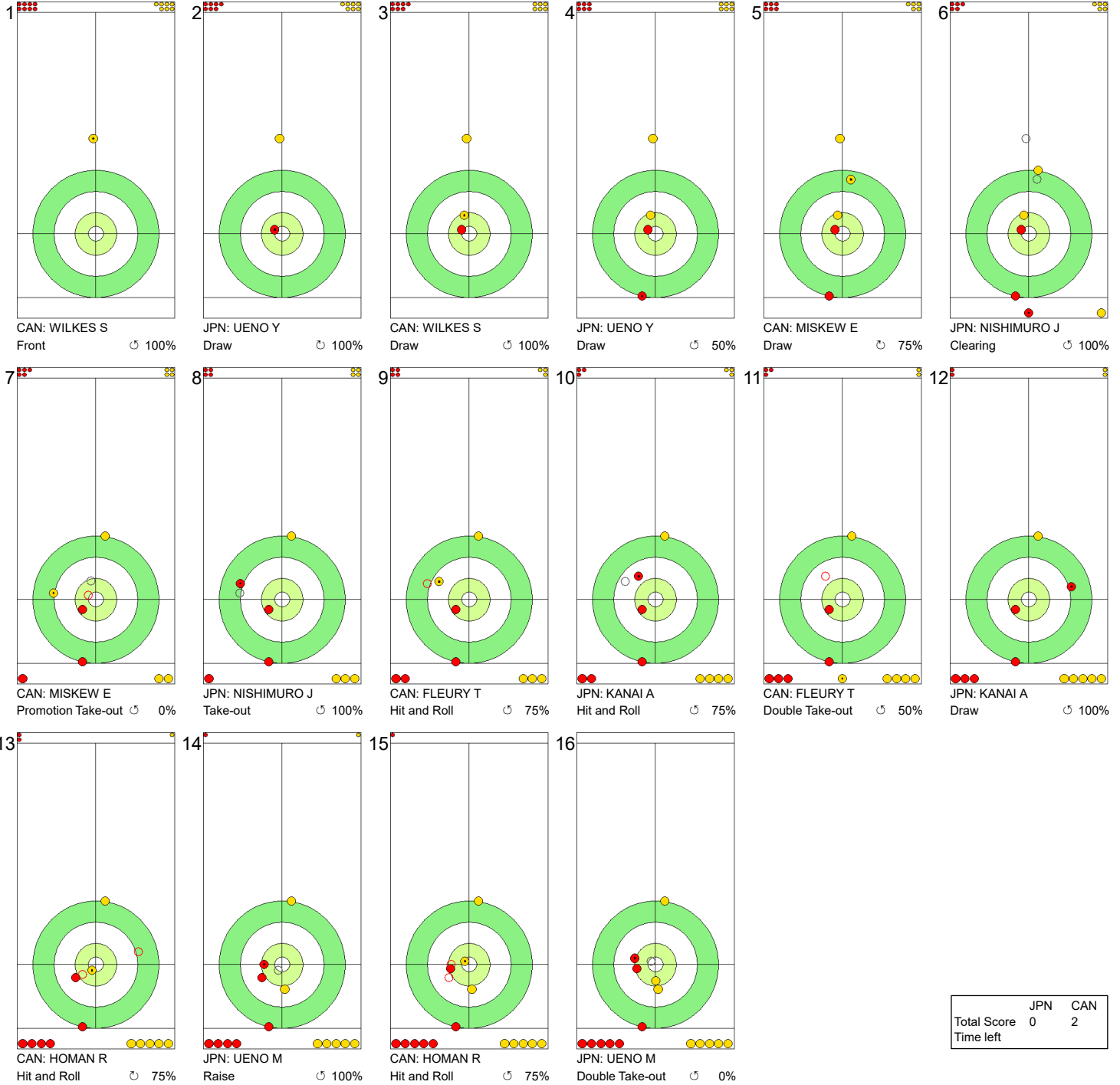
WED 20 MAR 2024
Start Time 9:00

Round Robin Session 12 - Sheet C

WORLD CURLING

Game - Shot by Shot

End 3 ● **JPN - Japan** 0 + 0 (this end) = 0 ● **CAN - Canada** 1 + 1 (this end) = 2



	JPN	CAN
Total Score	0	2
Time left		

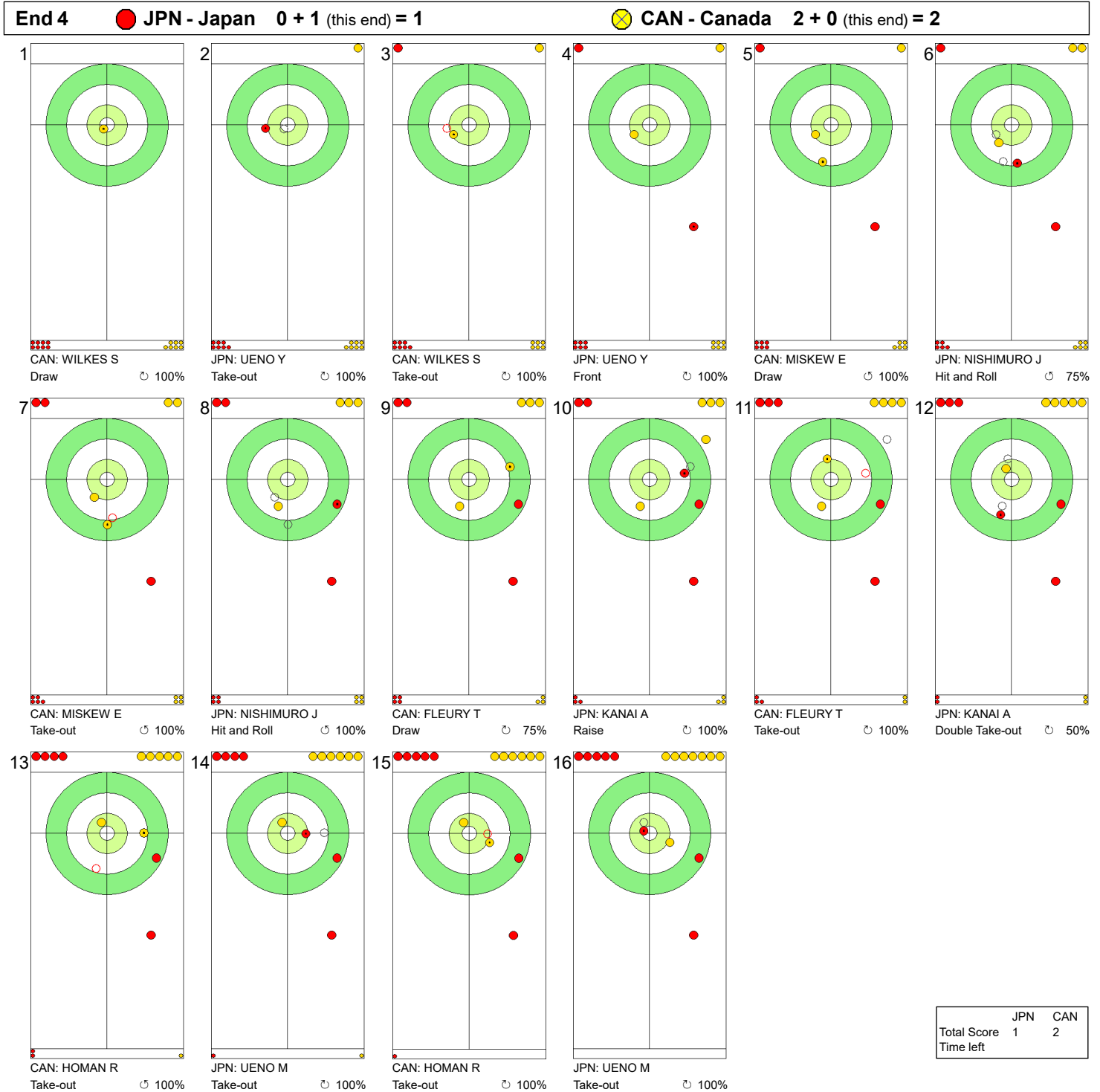
Legend:
 ↻ Clockwise ↺ Counter-clockwise - Not considered

WED 20 MAR 2024
Start Time 9:00

Round Robin Session 12 - Sheet C

WORLD CURLING

Game - Shot by Shot



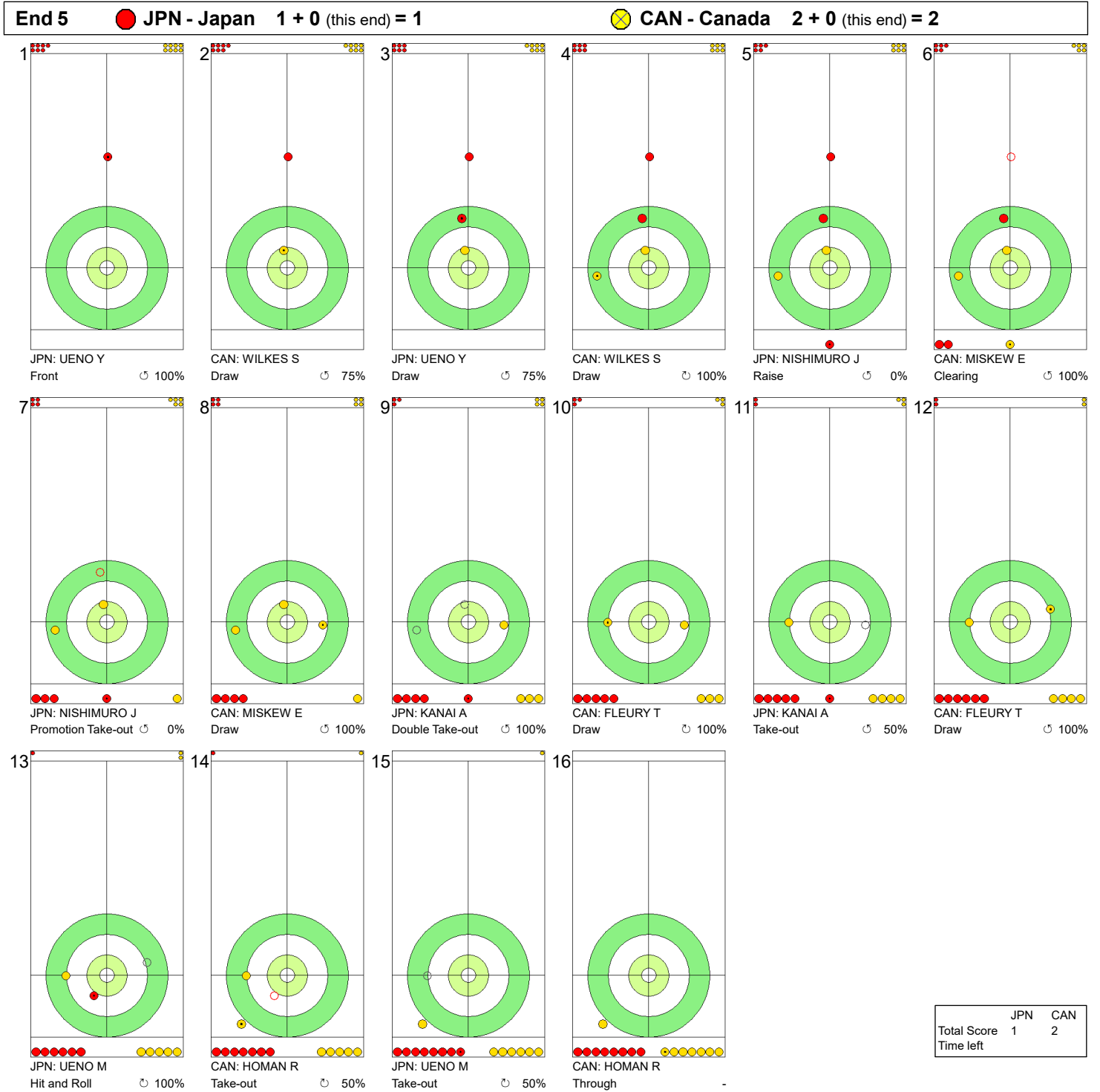
Legend:
 ↻ Clockwise ↺ Counter-clockwise - Not considered

WED 20 MAR 2024
Start Time 9:00

Round Robin Session 12 - Sheet C

WORLD
CURLING

Game - Shot by Shot



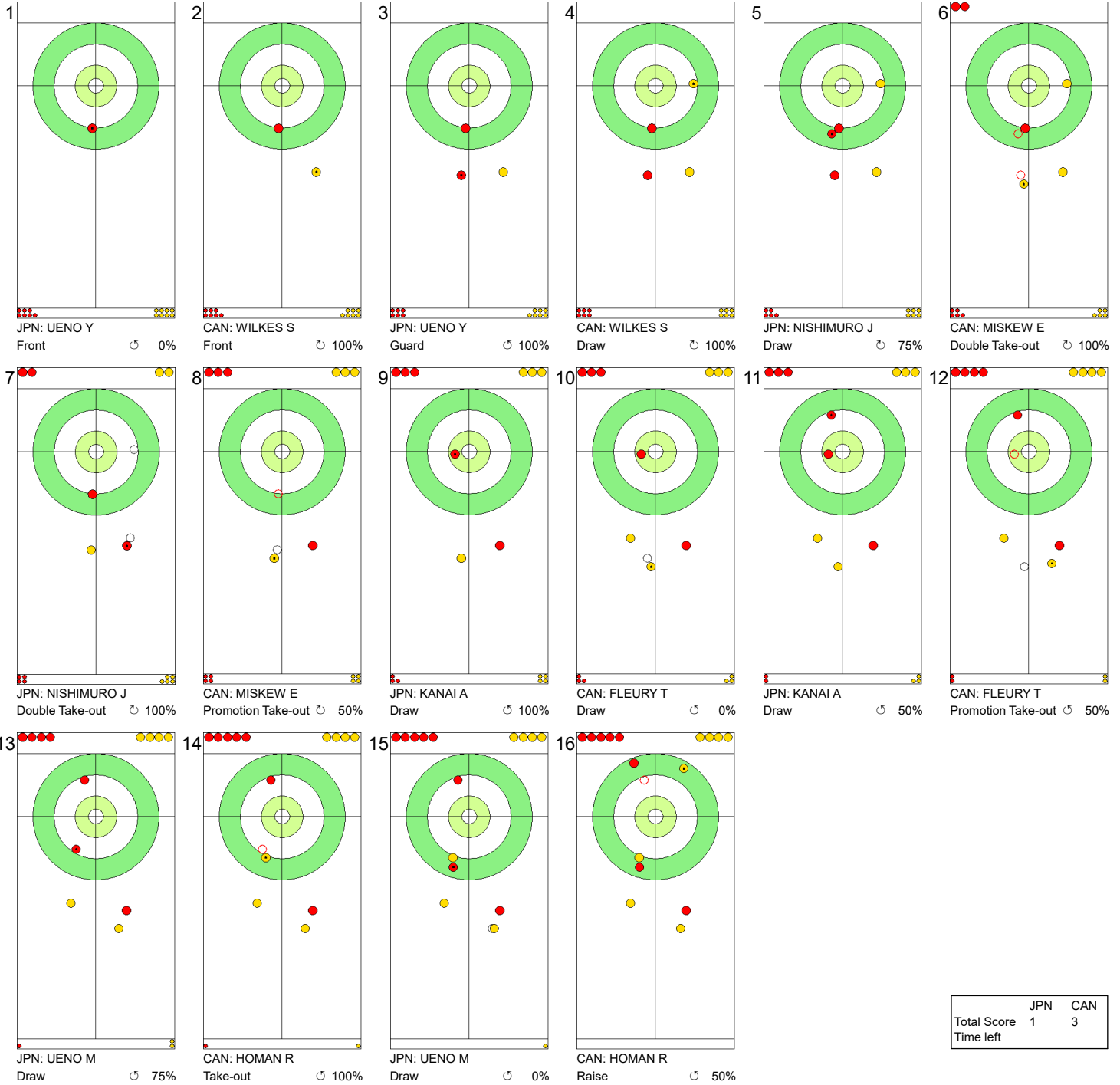
Legend:
 ↻ Clockwise ↺ Counter-clockwise - Not considered

WED 20 MAR 2024
Start Time 9:00

Round Robin Session 12 - Sheet C

Game - Shot by Shot

End 6 ● **JPN - Japan 1 + 0 (this end) = 1** ● **CAN - Canada 2 + 1 (this end) = 3**



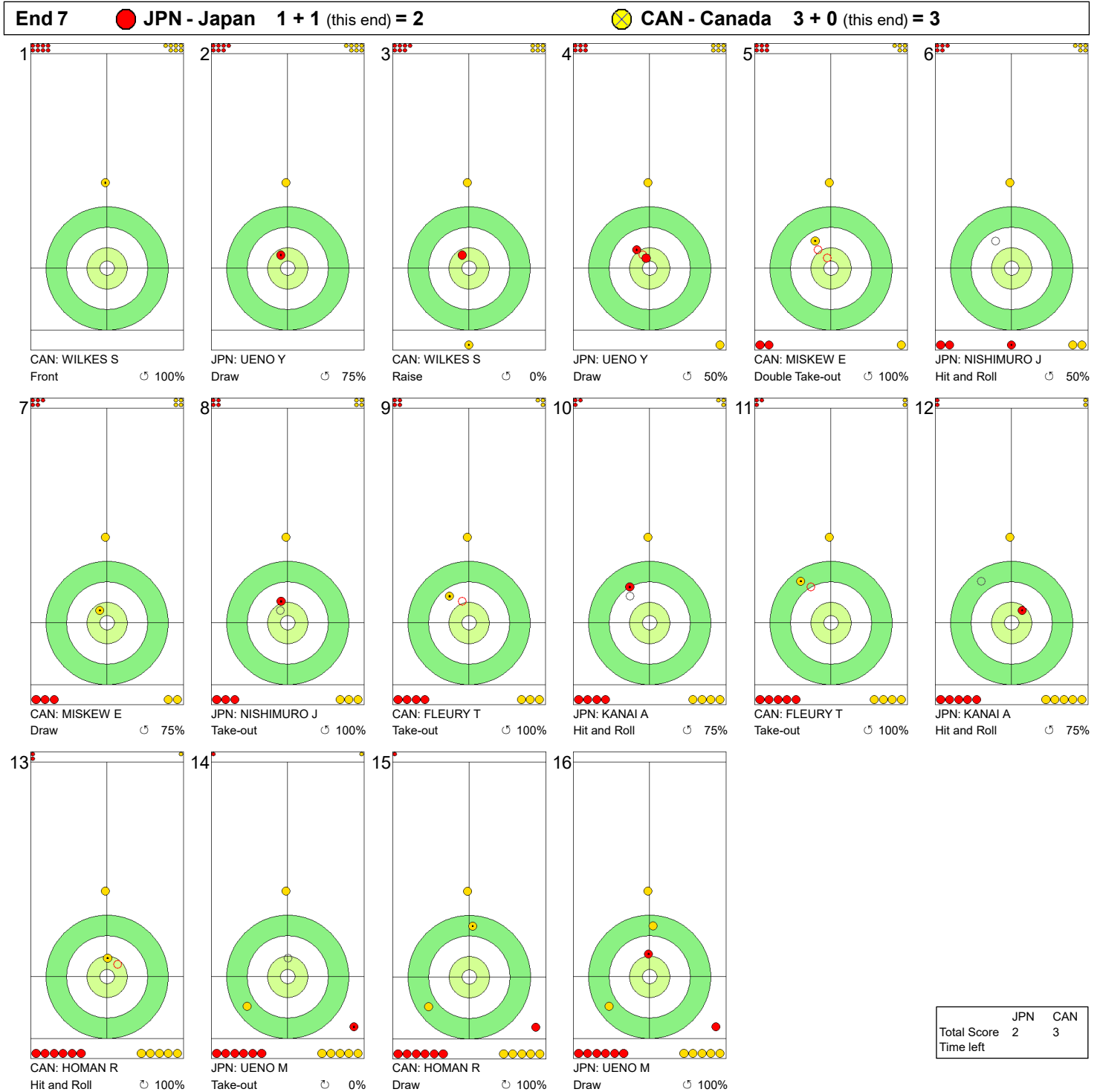
Legend:
 ↻ Clockwise ↺ Counter-clockwise - Not considered

WED 20 MAR 2024
Start Time 9:00

Round Robin Session 12 - Sheet C

WORLD
CURLING

Game - Shot by Shot



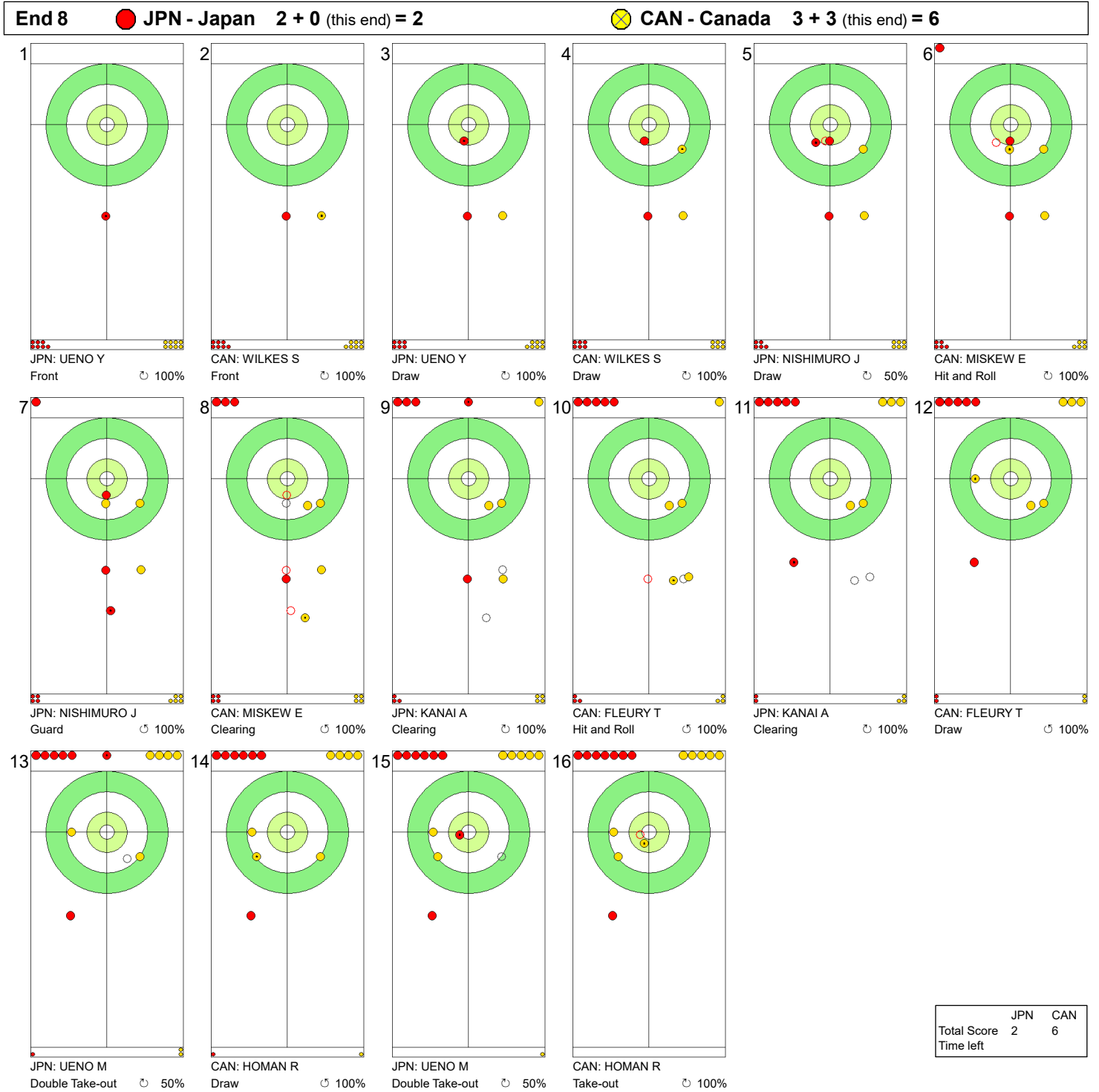
Legend:
 ↻ Clockwise ↺ Counter-clockwise - Not considered

WED 20 MAR 2024
Start Time 9:00

Round Robin Session 12 - Sheet C

WORLD CURLING

Game - Shot by Shot



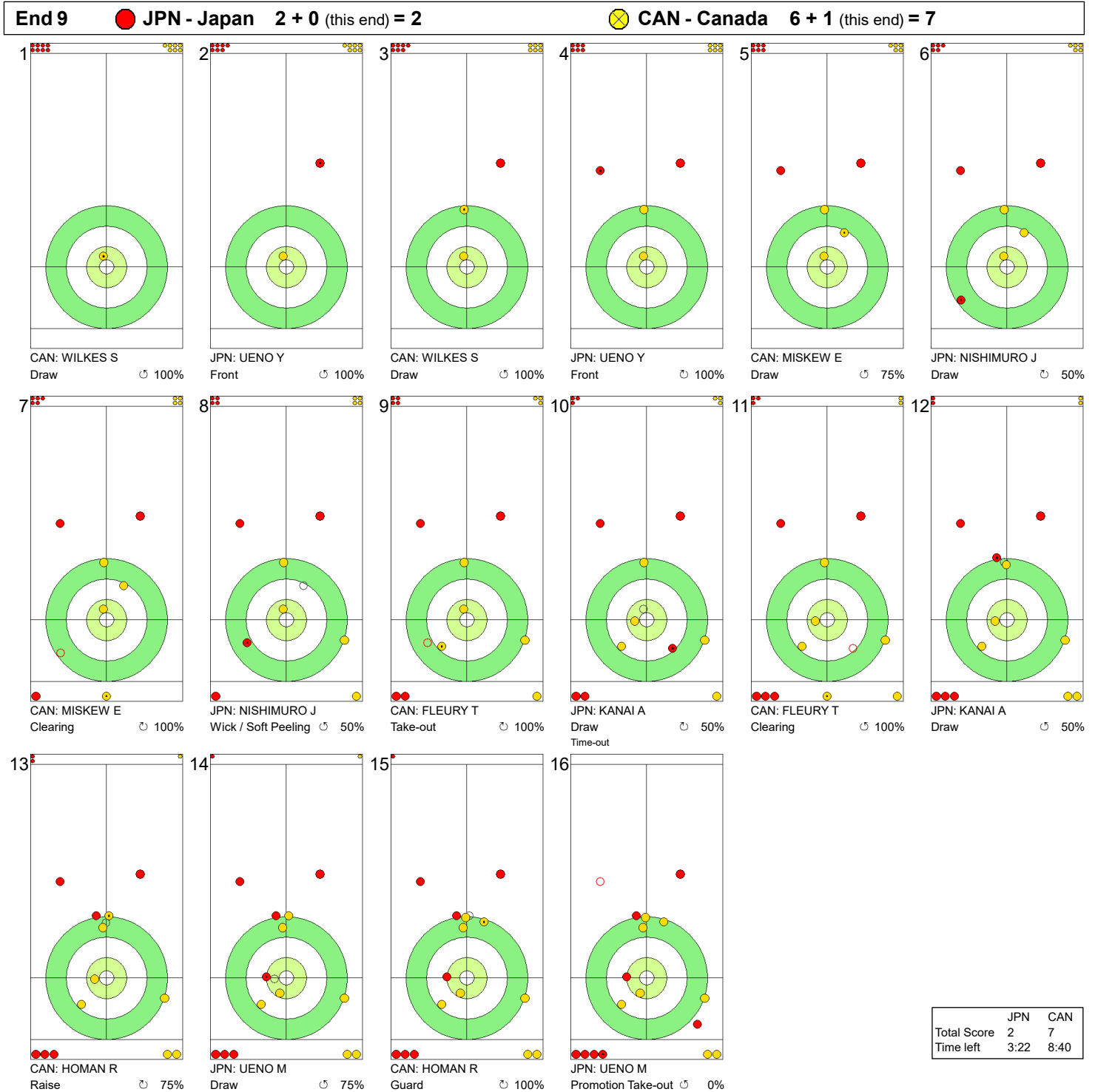
Legend:
 ↻ Clockwise ↺ Counter-clockwise - Not considered

WED 20 MAR 2024
Start Time 9:00

Round Robin Session 12 - Sheet C

WORLD CURLING

Game - Shot by Shot



Legend:
 ↻ Clockwise ↺ Counter-clockwise - Not considered

WED 20 MAR 2024
Start Time 9:00

Round Robin Session 12 - Sheet D

Game Results

Sheet	Team	LSFE	1	2	3	4	5	6	7	8	9	10	Extra Ends	Total
D	USA - United States		0	1	0	1	0	1	1	1	0	X		5
	SWE - Sweden	*	4	0	2	0	2	0	0	0	2	X		10

USA - United States		Shot Success	Game	All
4 S	PETERSON Tabitha	81%		77%
3 V	THIESSE Cory	81%		79%
2	PETERSON Tara	88%		84%
1	PERSINGER Vicky	85%		85%
A	HAMILTON Becca	-		84%
Team Total		83%		81%

SWE - Sweden		Shot Success	Game	All
4 S	HASSELBORG Anna	79%		84%
3 V	McMANUS Sara	99%		88%
2	KNOCHENHAUER Agnes	92%		84%
1	MABERGS Sofia	88%		90%
A	HELDIN Johanna	-		-
Team Total		89%		87%

Last Stone Draw Distance

⌚	PETERSON Tara	22.5cm
⌚	PETERSON Tabitha	123.7cm
Total		146.2cm

Last Stone Draw Distance

⌚	McMANUS Sara	14.4cm
⌚	HASSELBORG Anna	17.6cm
Total		32.0cm

Time remaining: 3 minutes 14 seconds

Time remaining: 2 minutes 42 seconds

Time-out: End 6 - SWE stone 7

Shot Success Analysis

USA - United States		⌚	⌚	Game
4	PETERSON Tabitha	Draws	6 83%	5 80% 11 82%
		Take-outs	4 75%	3 83% 7 79%
		Total	10 80%	8 81% 18 81%
3	THIESSE Cory	Draws	8 91%	5 90% 13 90%
		Take-outs	4 56%	1 50% 5 55%
		Total	12 79%	6 83% 18 81%
2	PETERSON Tara	Draws	10 88%	5 85% 15 87%
		Take-outs	1 100%	2 88% 3 92%
		Total	11 89%	7 86% 18 88%
1	PERSINGER Vicky	Draws	6 83%	12 85% 18 85%
		Take-outs	0 -	0 - 0 -
		Total	6 83%	12 85% 18 85%
A	HAMILTON Becca	Draws	0 -	0 - 0 -
		Take-outs	0 -	0 - 0 -
		Total	0 -	0 - 0 -
Team		Draws	30 87%	27 85% 57 86%
		Take-outs	9 69%	6 79% 15 73%
		Total	39 83%	33 84% 72 83%

SWE - Sweden		⌚	⌚	Game
4	HASSELBORG Anna	Draws	3 83%	4 56% 7 68%
		Take-outs	5 85%	6 88% 11 86%
		Total	8 84%	10 75% 18 79%
3	McMANUS Sara	Draws	1 100%	2 88% 3 92%
		Take-outs	8 100%	7 100% 15 100%
		Total	9 100%	9 97% 18 99%
2	KNOCHENHAUER Agnes	Draws	1 100%	0 - 1 100%
		Take-outs	4 88%	13 92% 17 91%
		Total	5 90%	13 92% 18 92%
1	MABERGS Sofia	Draws	11 80%	7 100% 18 88%
		Take-outs	0 -	0 - 0 -
		Total	11 80%	7 100% 18 88%
A	HELDIN Johanna	Draws	0 -	0 - 0 -
		Take-outs	0 -	0 - 0 -
		Total	0 -	0 - 0 -
Team		Draws	16 83%	13 85% 29 84%
		Take-outs	17 93%	26 93% 43 93%
		Total	33 88%	39 90% 72 89%

Note:
Position and function for each team member:
4 = Fourth, 3 = Third, 2 = Second, 1 = Lead, A = Alternate, S = Skip, V = Vice-Skip

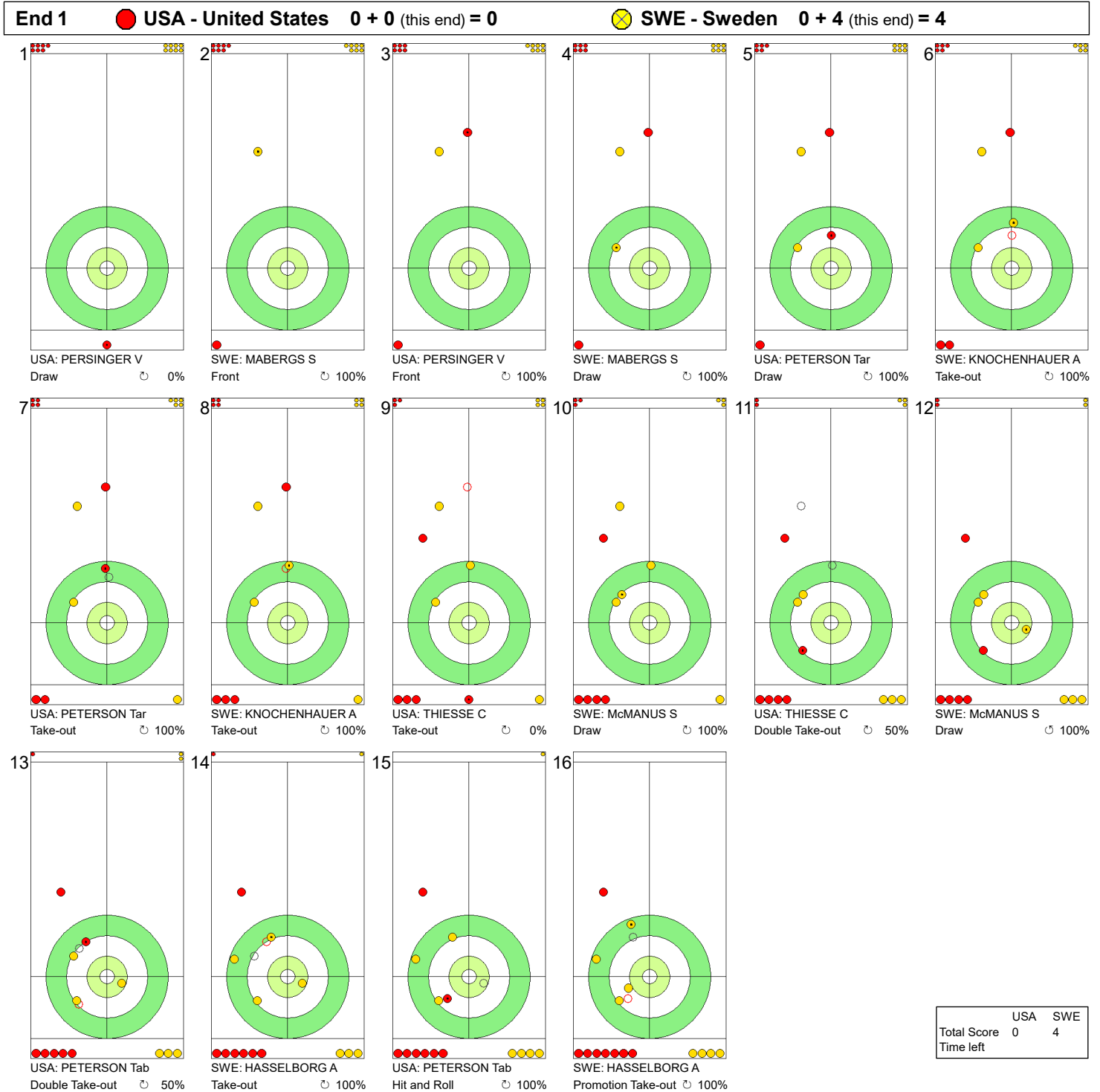
Legend:
⌚ Clockwise ⌚ Counter-clockwise LSFE(*) Last Stone First End
X Unplayed/unfinished end due to concession

WED 20 MAR 2024
Start Time 9:00

Round Robin Session 12 - Sheet D

WORLD CURLING

Game - Shot by Shot



Legend:
↻ Clockwise ↺ Counter-clockwise - Not considered

WED 20 MAR 2024
Start Time 9:00

Round Robin Session 12 - Sheet D

Game - Shot by Shot

End 2 ● **USA - United States** 0 + 1 (this end) = 1 ● **SWE - Sweden** 4 + 0 (this end) = 4



	USA	SWE
Total Score	1	4
Time left		

Legend:
 ↻ Clockwise ↺ Counter-clockwise - Not considered

WED 20 MAR 2024
Start Time 9:00

Round Robin Session 12 - Sheet D

Game - Shot by Shot

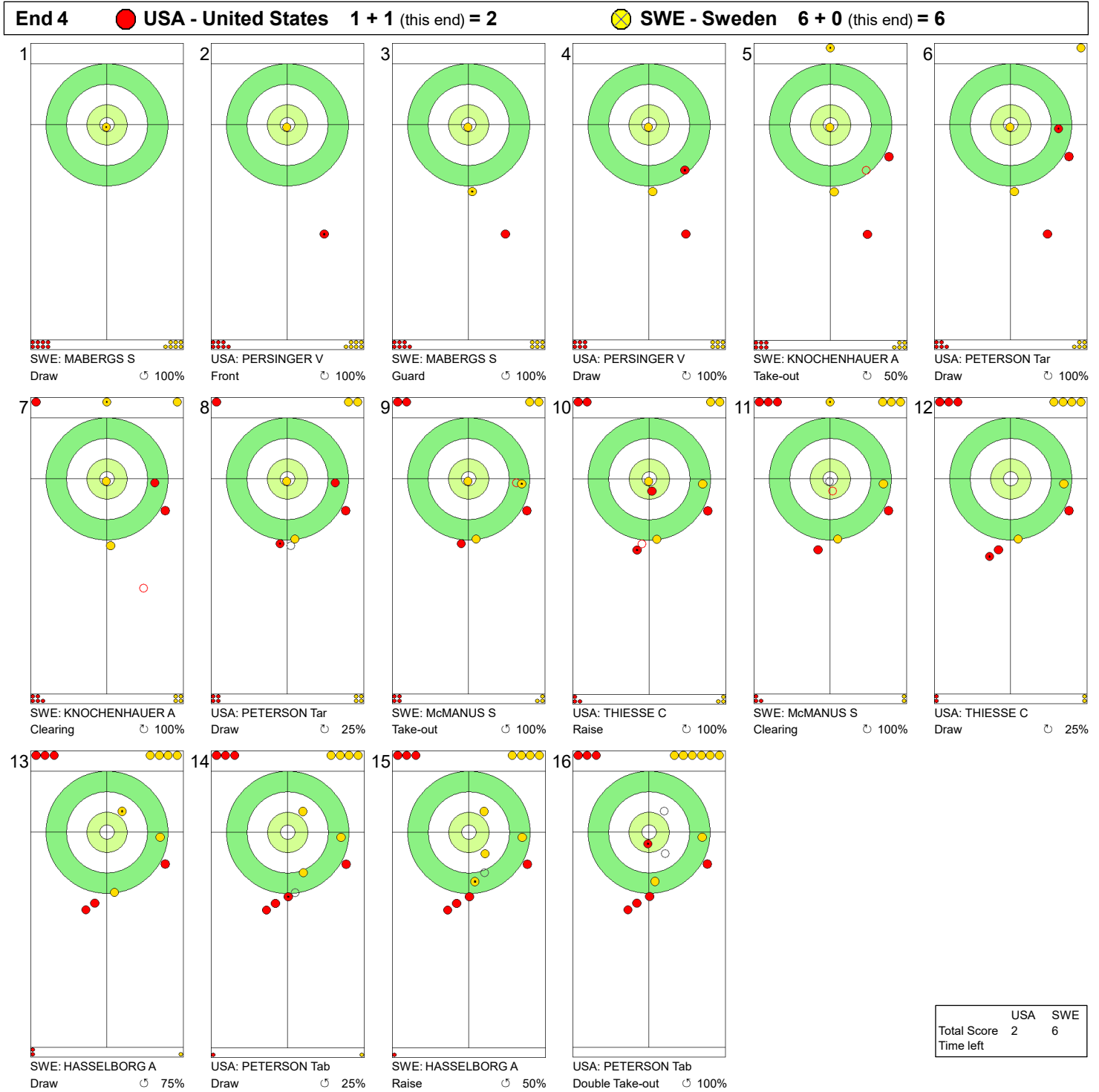


Legend:
 Clockwise Counter-clockwise - Not considered

WED 20 MAR 2024
Start Time 9:00

Round Robin Session 12 - Sheet D

Game - Shot by Shot

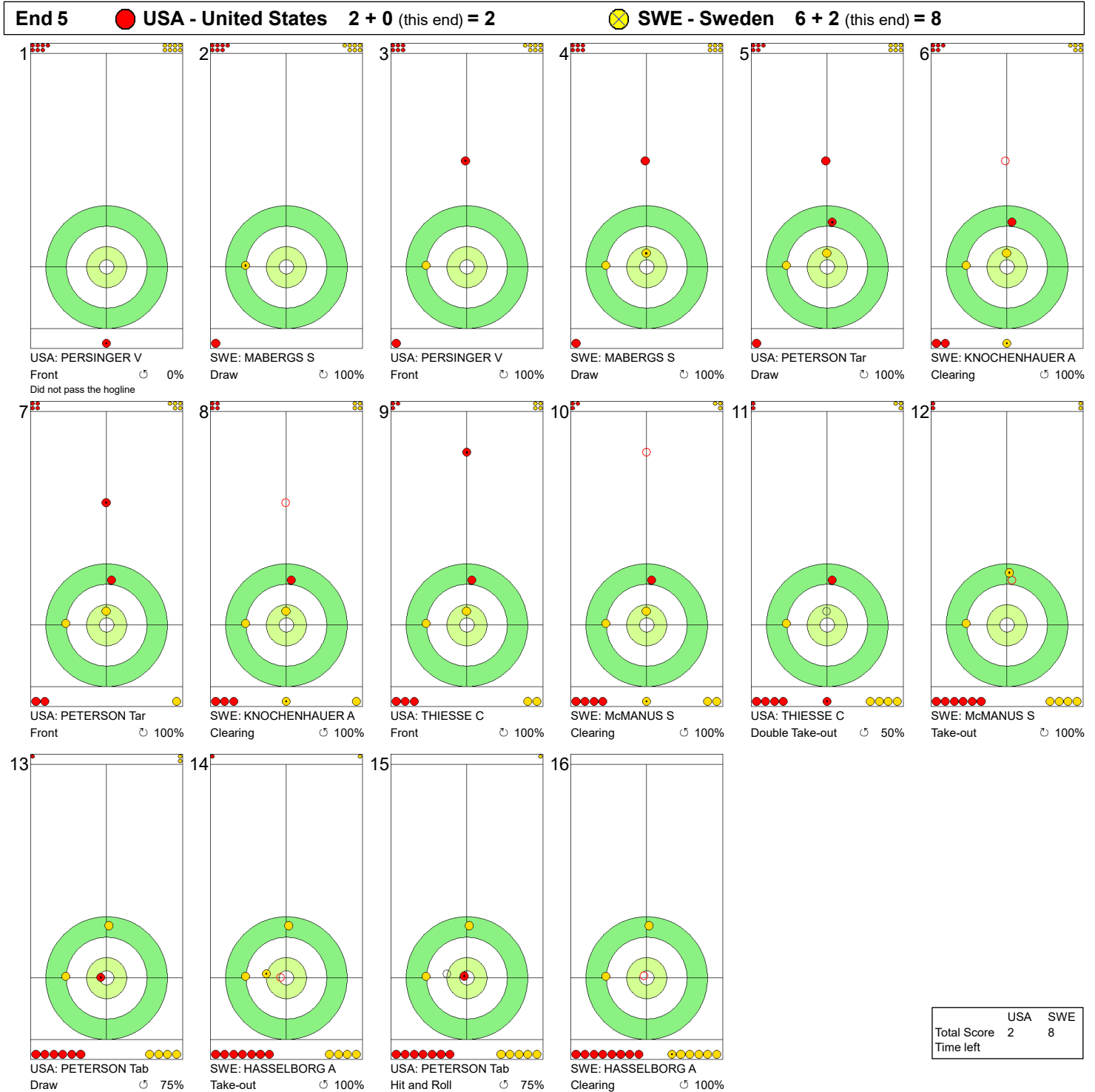


Legend:
 ↻ Clockwise ↺ Counter-clockwise - Not considered

WED 20 MAR 2024
Start Time 9:00

Round Robin Session 12 - Sheet D

Game - Shot by Shot



Legend:
 Clockwise
 Counter-clockwise
 - Not considered

WED 20 MAR 2024
Start Time 9:00

Round Robin Session 12 - Sheet D

WORLD CURLING

Game - Shot by Shot

End 6 ● **USA - United States 2 + 1 (this end) = 3** ● **SWE - Sweden 8 + 0 (this end) = 8**



	USA	SWE
Total Score	3	8
Time left		

Legend:
 ↻ Clockwise ↺ Counter-clockwise - Not considered

WED 20 MAR 2024
Start Time 9:00

Round Robin Session 12 - Sheet D

Game - Shot by Shot

End 7 **USA - United States 3 + 1 (this end) = 4** **SWE - Sweden 8 + 0 (this end) = 8**



	USA	SWE
Total Score	4	8
Time left		

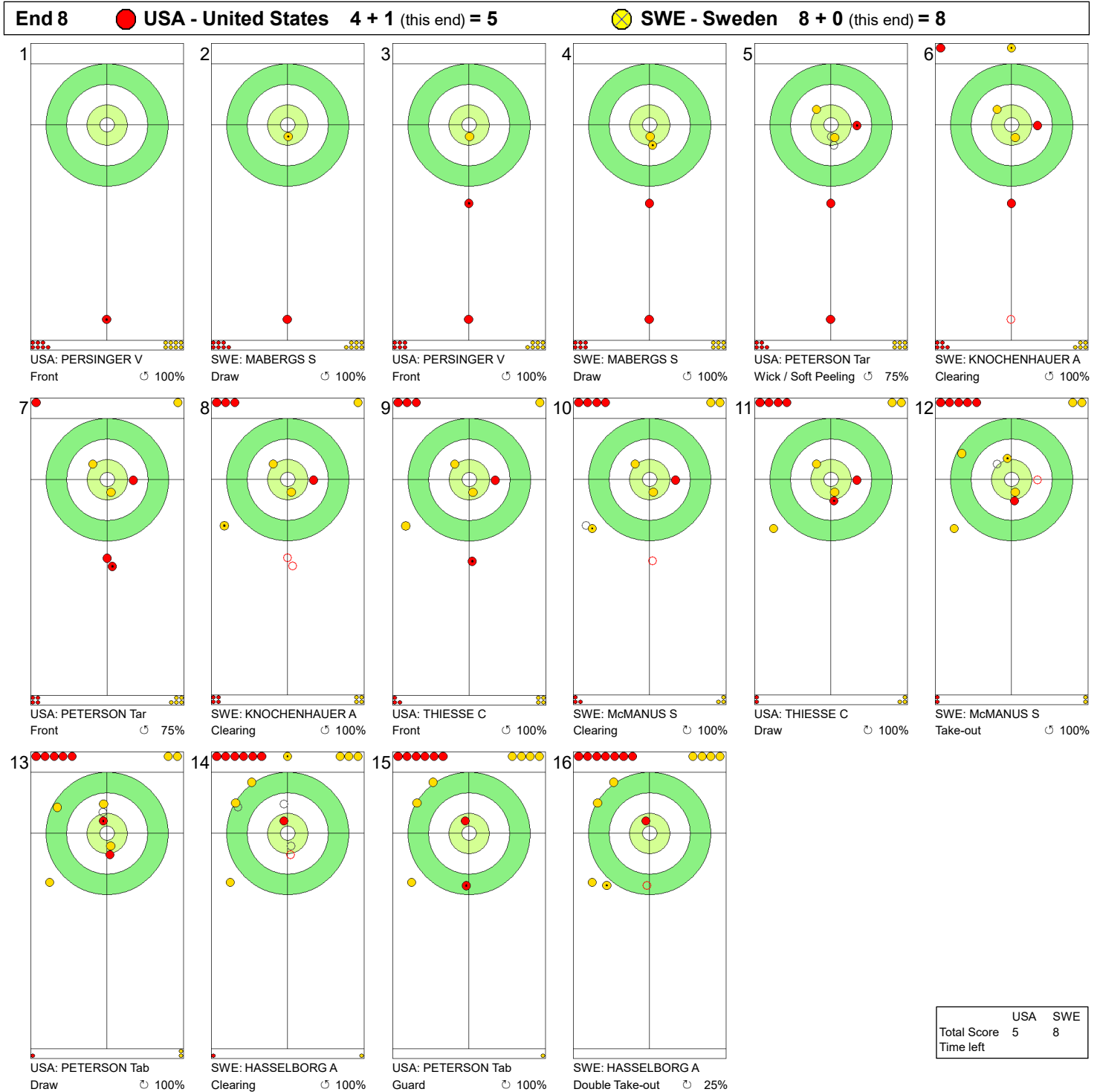
Legend:
 ↻ Clockwise ↺ Counter-clockwise - Not considered

WED 20 MAR 2024
Start Time 9:00

Round Robin Session 12 - Sheet D

WORLD CURLING

Game - Shot by Shot



Legend:
 ↻ Clockwise ↺ Counter-clockwise - Not considered

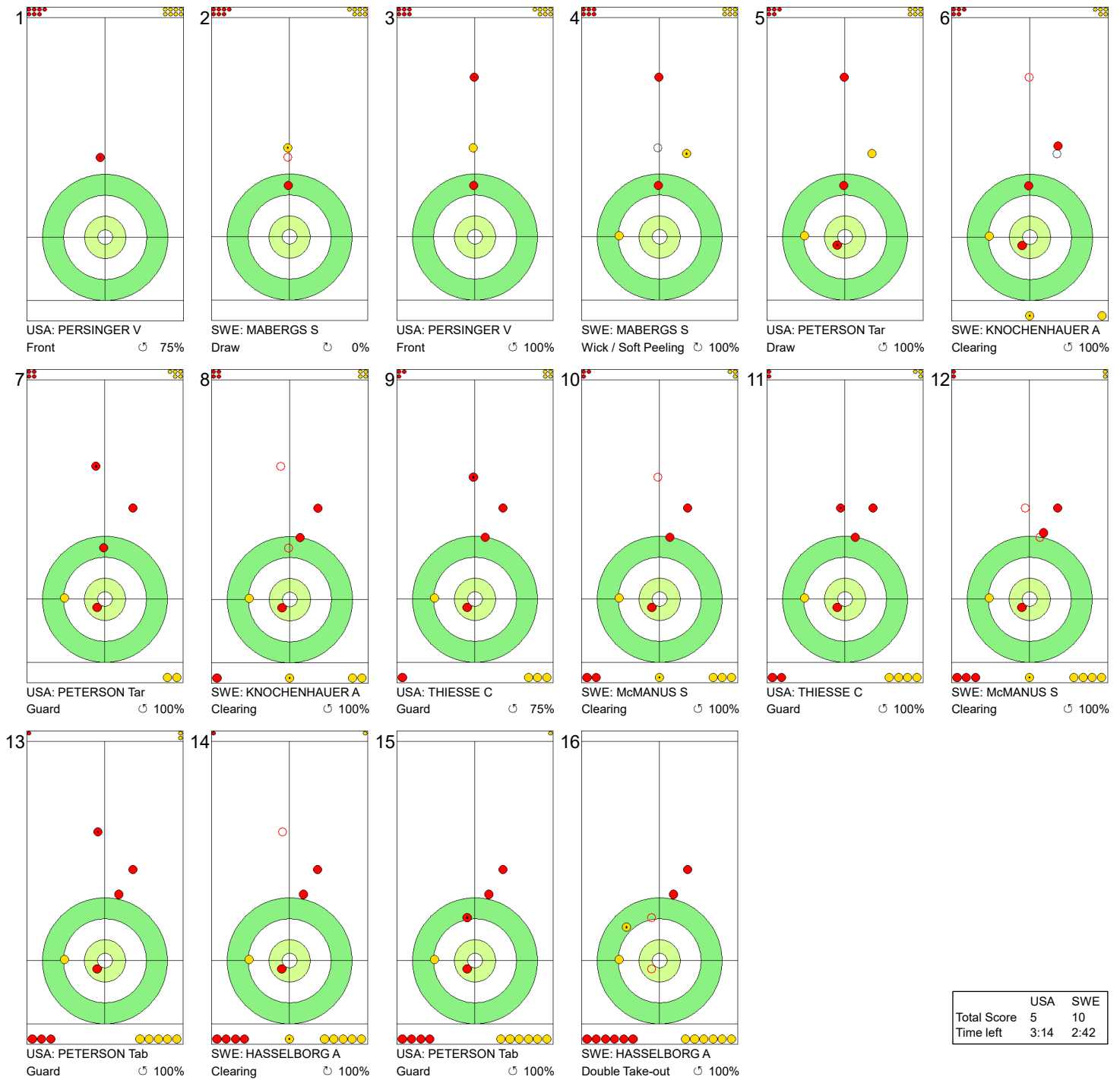
WED 20 MAR 2024
Start Time 9:00

Round Robin Session 12 - Sheet D

WORLD CURLING

Game - Shot by Shot

End 9 ● **USA - United States 5 + 0 (this end) = 5** ⊗ **SWE - Sweden 8 + 2 (this end) = 10**



	USA	SWE
Total Score	5	10
Time left	3:14	2:42

Legend:
↻ Clockwise ↻ Counter-clockwise - Not considered

TUE 19 MAR 2024
 Start Time 19:00

Round Robin Session 11

**WORLD
 CURLING**

Session Results and Standings

Sheet	Team	LSD/LSFE	1	2	3	4	5	6	7	8	9	10	Extra Ends	Total
A	CAN - Canada	33.7cm *	0	2	0	0	2	0	4	0	X	X		8
	SUI - Switzerland	172.8cm	0	0	2	0	0	2	0	1	X	X		5
B	SCO - Scotland	111.3cm	0	2	0	1	1	0	3	0	3	2		12
	EST - Estonia	68.3cm *	2	0	2	0	0	2	0	2	0	0		8
C	SWE - Sweden	243.6cm	1	0	1	0	0	0	1	0	2	0	1	6
	DEN - Denmark	201.0cm *	0	1	0	0	2	0	0	1	0	1	0	5
D	TUR - Türkiye	67.3cm	0	0	1	1	0	0	0	1	0	X		3
	KOR - Korea	35.5cm *	2	0	0	0	2	2	1	0	3	X		10

Current Standings

Rank	Team	Games	Wins	Losses
1	CAN - Canada	6	6	0
2	SUI - Switzerland	7	6	1
3	ITA - Italy	6	5	1
3	KOR - Korea	6	5	1
5	DEN - Denmark	7	5	2
6	SWE - Sweden	7	4	3
7	JPN - Japan	6	2	4
7	NOR - Norway	6	2	4
7	USA - United States	6	2	4
10	SCO - Scotland	7	2	5
11	NZL - New Zealand	6	1	5
12	EST - Estonia	7	1	6
12	TUR - Türkiye	7	1	6

Attendance

Session: 1'906 Total: 17'268

Note:
 Under WCF rules, tie-breaking rules for standings are not applied until after the last game of the round robin.

Legend:
LSD Last Stone Draw **LSFE(*)** Last Stone First End **X** Unplayed/unfinished end due to concession

TUE 19 MAR 2024
Start Time 19:00

Round Robin Session 11 - Sheet A

Game Results

Sheet	Team	LSFE	1	2	3	4	5	6	7	8	9	10	Extra Ends	Total
A	CAN - Canada	*	0	2	0	0	2	0	4	0	X	X		8
	SUI - Switzerland		0	0	2	0	0	2	0	1	X	X		5

CAN - Canada		Shot Success	Game	All
4 S	HOMAN Rachel	91%	90%	
3 V	FLEURY Tracy	91%	83%	
2	MISKEW Emma	92%	91%	
1	WILKES Sarah	91%	89%	
A	BROWN Rachel	-	-	
Team Total		91%	88%	

SUI - Switzerland		Shot Success	Game	All
4 V	PAETZ Alina	80%	87%	
3 S	TIRINZONI Silvana	78%	88%	
2	WITSCHONKE Selina	83%	85%	
1	HOWALD Carole	92%	93%	
A	BERSET Stefanie	-	88%	
Team Total		83%	88%	

Last Stone Draw Distance **33.7cm**

↻	FLEURY Tracy	17.0cm
↻	HOMAN Rachel	16.7cm

Last Stone Draw Distance **172.8cm**

↻	TIRINZONI Silvana	41.0cm
↻	PAETZ Alina	131.8cm

Time remaining: 6 minutes 35 seconds

Time remaining: 6 minutes 28 seconds

Shot Success Analysis

CAN - Canada		↻	↻	Game
4	HOMAN Rachel	Draws 4 88%	3 100%	7 93%
		Take-outs 4 88%	3 92%	7 89%
		Total 8 88%	6 96%	14 91%
3	FLEURY Tracy	Draws 2 88%	4 88%	6 88%
		Take-outs 6 100%	4 81%	10 93%
		Total 8 97%	8 84%	16 91%
2	MISKEW Emma	Draws 6 88%	3 100%	9 92%
		Take-outs 2 100%	5 90%	7 93%
		Total 8 91%	8 94%	16 92%
1	WILKES Sarah	Draws 10 88%	5 95%	15 90%
		Take-outs 0 -	1 100%	1 100%
		Total 10 88%	6 96%	16 91%
A	BROWN Rachel	Draws 0 -	0 -	0 -
		Take-outs 0 -	0 -	0 -
		Total 0 -	0 -	0 -
Team		Draws 22 88%	15 95%	37 91%
		Take-outs 12 96%	13 88%	25 92%
		Total 34 90%	28 92%	62 91%

SUI - Switzerland		↻	↻	Game
4	PAETZ Alina	Draws 2 88%	3 92%	5 90%
		Take-outs 6 67%	5 85%	11 75%
		Total 8 72%	8 88%	16 80%
3	TIRINZONI Silvana	Draws 5 80%	4 88%	9 83%
		Take-outs 3 83%	4 63%	7 71%
		Total 8 81%	8 75%	16 78%
2	WITSCHONKE Selina	Draws 6 88%	5 70%	11 80%
		Take-outs 2 88%	3 92%	5 90%
		Total 8 88%	8 78%	16 83%
1	HOWALD Carole	Draws 5 100%	9 92%	14 95%
		Take-outs 0 -	2 75%	2 75%
		Total 5 100%	11 89%	16 92%
A	BERSET Stefanie	Draws 0 -	0 -	0 -
		Take-outs 0 -	0 -	0 -
		Total 0 -	0 -	0 -
Team		Draws 18 89%	21 86%	39 87%
		Take-outs 11 75%	14 79%	25 77%
		Total 29 84%	35 83%	64 83%

Note:
Position and function for each team member:
4 = Fourth, 3 = Third, 2 = Second, 1 = Lead, A = Alternate, S = Skip, V = Vice-Skip

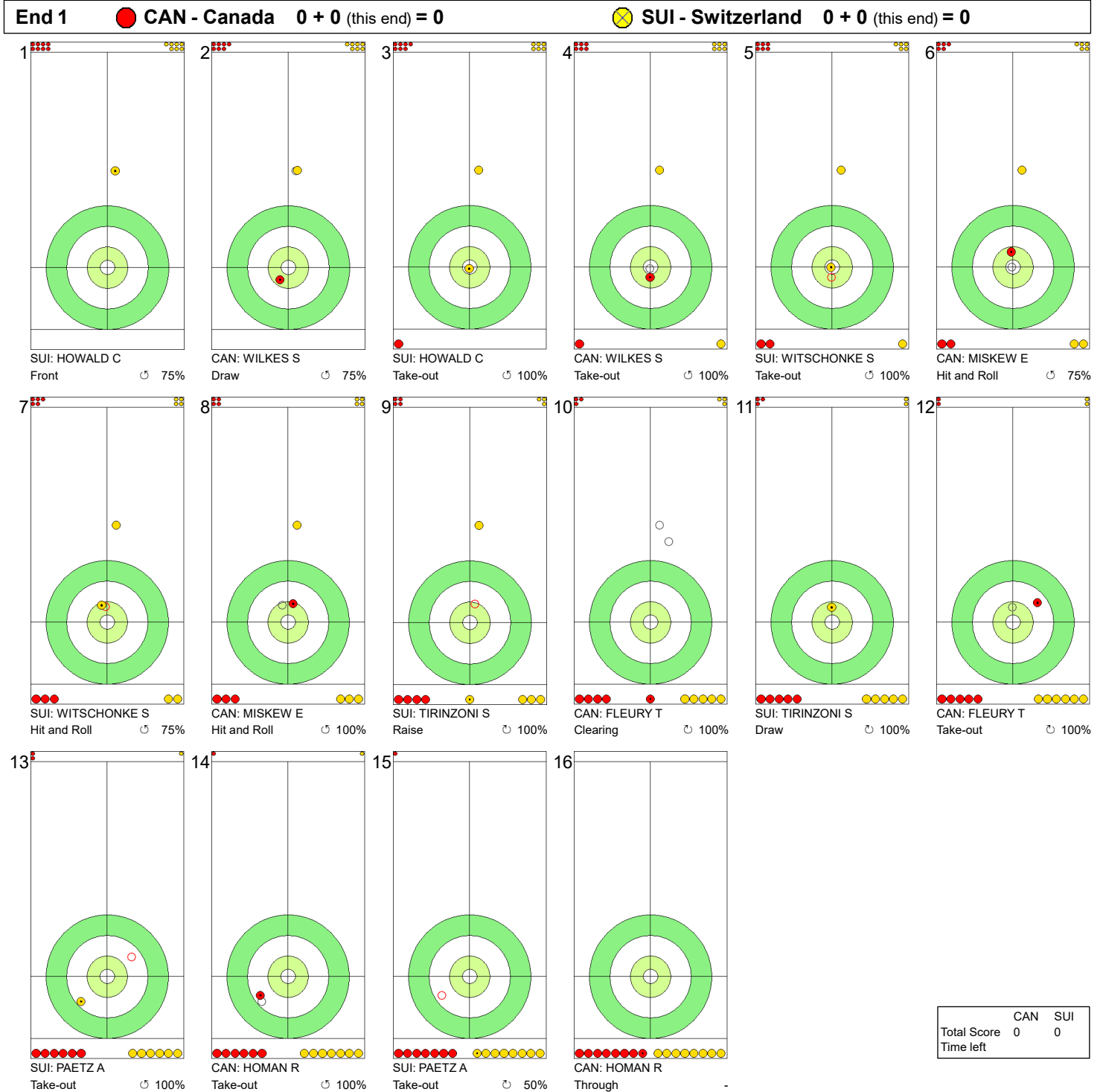
Legend:
↻ Clockwise ↻ Counter-clockwise LSFE(*) Last Stone First End
X Unplayed/unfinished end due to concession

TUE 19 MAR 2024
Start Time 19:00

Round Robin Session 11 - Sheet A

WORLD
CURLING

Game - Shot by Shot



Legend:
 Clockwise Counter-clockwise - Not considered

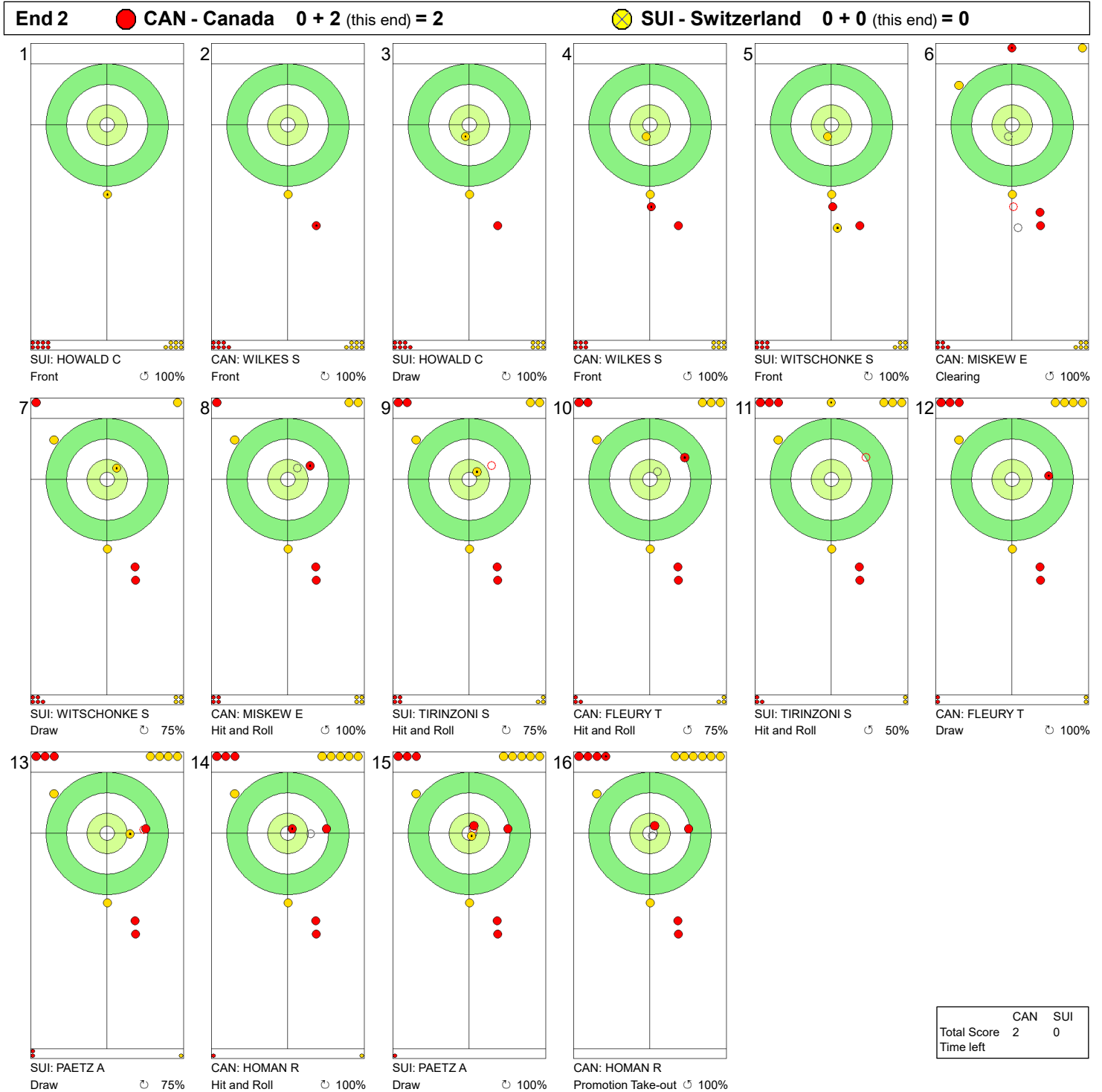


TUE 19 MAR 2024
Start Time 19:00

Round Robin Session 11 - Sheet A

WORLD CURLING

Game - Shot by Shot



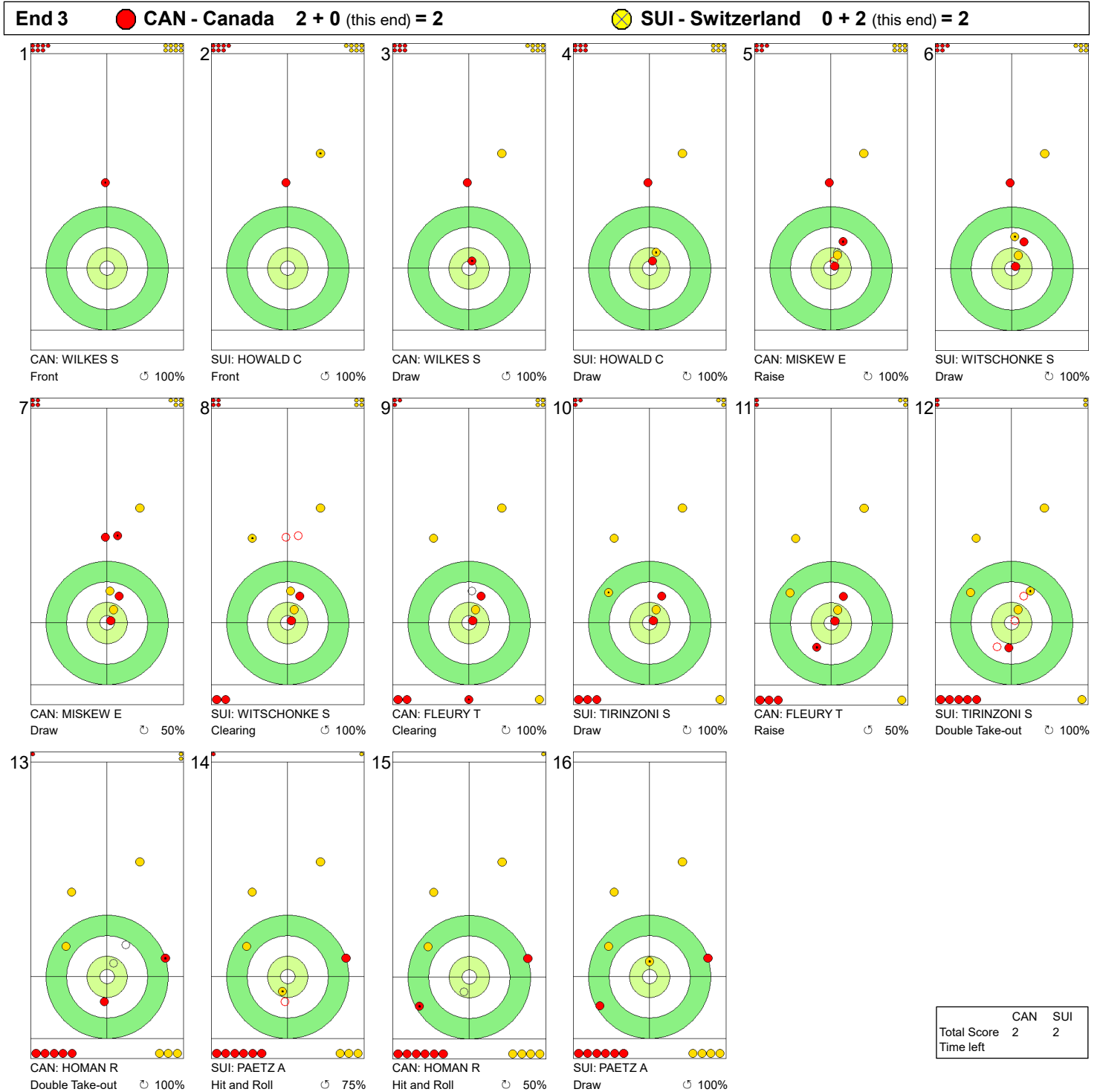
Legend:
⌚ Clockwise ⌚ Counter-clockwise - Not considered

TUE 19 MAR 2024
Start Time 19:00

Round Robin Session 11 - Sheet A

WORLD CURLING

Game - Shot by Shot

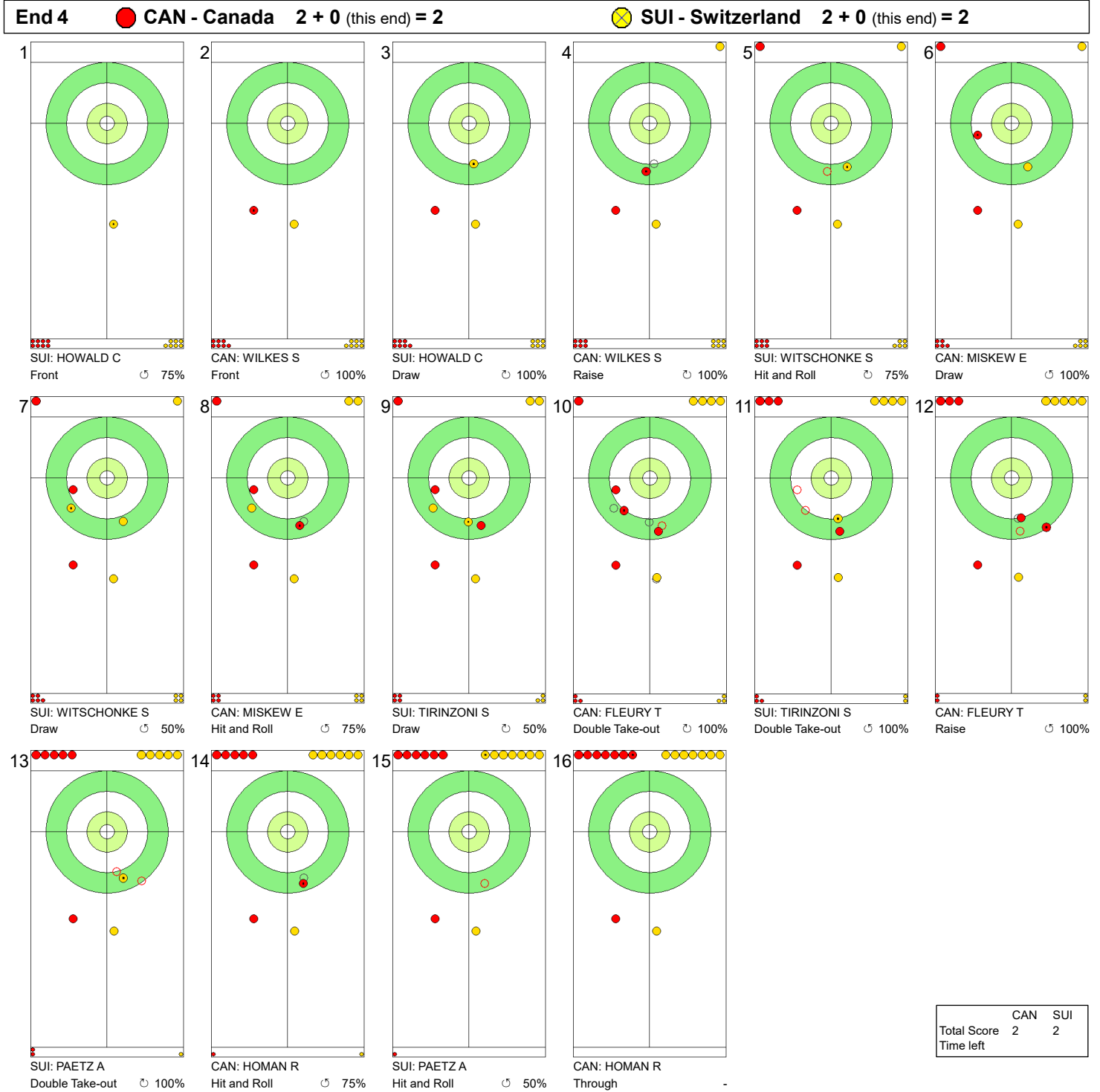


Legend:
 ↻ Clockwise ↺ Counter-clockwise - Not considered

TUE 19 MAR 2024
Start Time 19:00

Round Robin Session 11 - Sheet A

Game - Shot by Shot



Legend:
 ↻ Clockwise ↺ Counter-clockwise - Not considered



TUE 19 MAR 2024
Start Time 19:00

Round Robin Session 11 - Sheet A

WORLD CURLING

Game - Shot by Shot



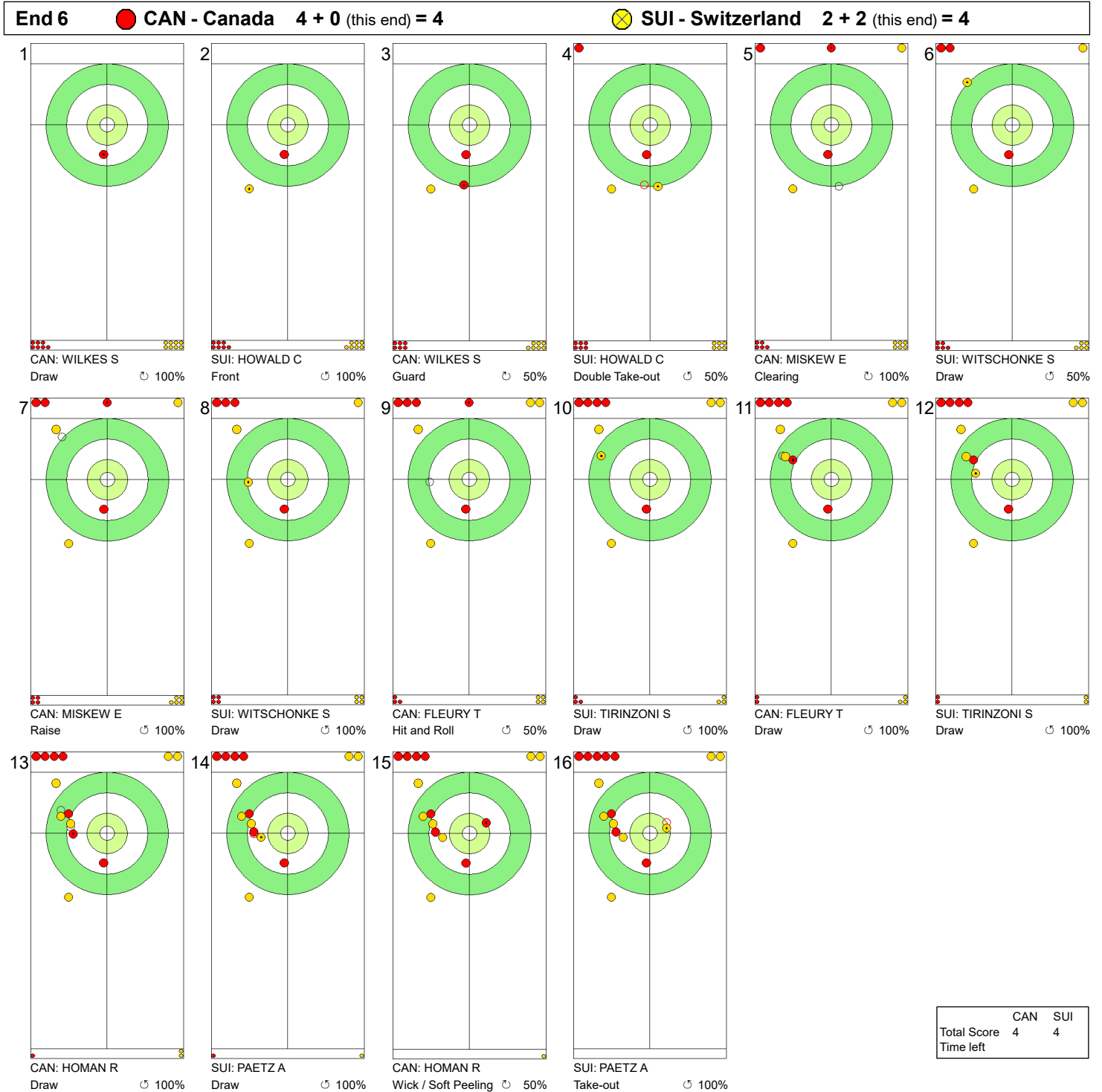
Legend:
 ↻ Clockwise ↺ Counter-clockwise - Not considered

TUE 19 MAR 2024
Start Time 19:00

Round Robin Session 11 - Sheet A

WORLD
CURLING

Game - Shot by Shot



Legend:
 ⤵ Clockwise ⤶ Counter-clockwise - Not considered

TUE 19 MAR 2024
Start Time 19:00

Round Robin Session 11 - Sheet A

WORLD CURLING

Game - Shot by Shot

End 7 **CAN - Canada 4 + 4 (this end) = 8** **SUI - Switzerland 4 + 0 (this end) = 4**



	CAN	SUI
Total Score	8	4
Time left		

Legend:
 ↻ Clockwise ↺ Counter-clockwise - Not considered

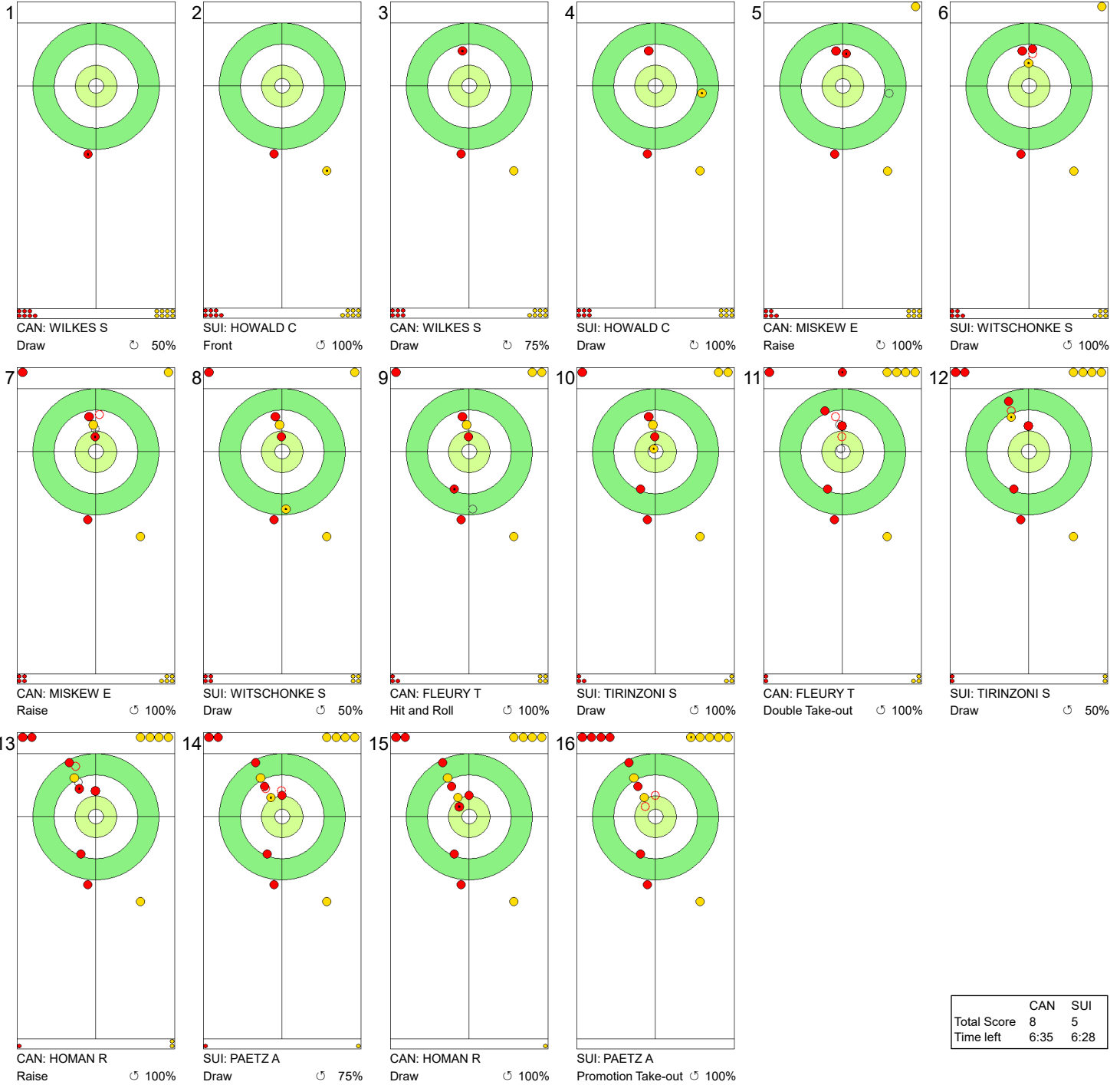
TUE 19 MAR 2024
Start Time 19:00

Round Robin Session 11 - Sheet A

WORLD CURLING

Game - Shot by Shot

End 8 ● **CAN - Canada** 8 + 0 (this end) = 8 ● **SUI - Switzerland** 4 + 1 (this end) = 5



Legend:
 ↻ Clockwise ↺ Counter-clockwise - Not considered

TUE 19 MAR 2024
Start Time 19:00

Round Robin Session 11 - Sheet B

Game Results

Sheet	Team	LSFE	1	2	3	4	5	6	7	8	9	10	Extra Ends	Total
B	SCO - Scotland		0	2	0	1	1	0	3	0	3	2		12
	EST - Estonia	*	2	0	2	0	0	2	0	2	0	0		8

SCO - Scotland		Shot Success	Game	All
4 S	MORRISON Rebecca	88%	71%	
3	DODDS Jennifer	73%	78%	
2	SINCLAIR Sophie	63%	79%	
1 V	JACKSON Sophie	88%	88%	
A	AITKEN Gina	-	-	
Team Total		78%	79%	

EST - Estonia		Shot Success	Game	All
4	TUVIKE Erika	64%	66%	
3 V	LAIDSALU Kerli	71%	74%	
2 S	TURMANN Liisa	83%	75%	
1	GROSSMANN Heili	91%	82%	
A	-	-	-	
Team Total		77%	74%	

Last Stone Draw		Distance
⌚	JACKSON Sophie	72.8cm
⌚	DODDS Jennifer	38.5cm
Total		111.3cm

Last Stone Draw		Distance
⌚	LAIDSALU Kerli	38.7cm
⌚	TUVIKE Erika	29.6cm
Total		68.3cm

Time remaining: 0 minutes 37 seconds
Time-out: End 7 - SCO stone 6

Time remaining: 0 minutes 44 seconds
Time-out: End 9 - EST stone 8

Shot Success Analysis

SCO - Scotland		⌚	⌚	Game
4	MORRISON Rebecca	Draws 2 100%	5 80%	7 86%
		Take-outs 4 100%	9 83%	13 88%
		Total 6 100%	14 82%	20 88%
3	DODDS Jennifer	Draws 0 -	4 63%	4 63%
		Take-outs 11 73%	5 80%	16 75%
		Total 11 73%	9 72%	20 73%
2	SINCLAIR Sophie	Draws 2 75%	3 67%	5 70%
		Take-outs 8 66%	7 54%	15 60%
		Total 10 68%	10 58%	20 63%
1	JACKSON Sophie	Draws 10 78%	9 97%	19 87%
		Take-outs 1 100%	0 -	1 100%
		Total 11 80%	9 97%	20 88%
A	AITKEN Gina	Draws 0 -	0 -	0 -
		Take-outs 0 -	0 -	0 -
		Total 0 -	0 -	0 -
Team		Draws 14 80%	21 82%	35 81%
		Take-outs 24 76%	21 73%	45 74%
		Total 38 78%	42 77%	80 78%

EST - Estonia		⌚	⌚	Game
4	TUVIKE Erika	Draws 3 33%	3 58%	6 46%
		Take-outs 5 95%	9 58%	14 71%
		Total 8 72%	12 58%	20 64%
3	LAIDSALU Kerli	Draws 7 64%	6 75%	13 69%
		Take-outs 4 69%	3 83%	7 75%
		Total 11 66%	9 78%	20 71%
2	TURMANN Liisa	Draws 6 96%	6 79%	12 88%
		Take-outs 6 79%	2 63%	8 75%
		Total 12 88%	8 75%	20 83%
1	GROSSMANN Heili	Draws 15 93%	0 -	15 93%
		Take-outs 3 75%	2 100%	5 85%
		Total 18 90%	2 100%	20 91%
A	-	Draws 0 -	0 -	0 -
		Take-outs 0 -	0 -	0 -
		Total 0 -	0 -	0 -
Team		Draws 31 81%	15 73%	46 79%
		Take-outs 18 81%	16 69%	34 75%
		Total 49 81%	31 71%	80 77%

Note:
Position and function for each team member:
4 = Fourth, 3 = Third, 2 = Second, 1 = Lead, A = Alternate, S = Skip, V = Vice-Skip

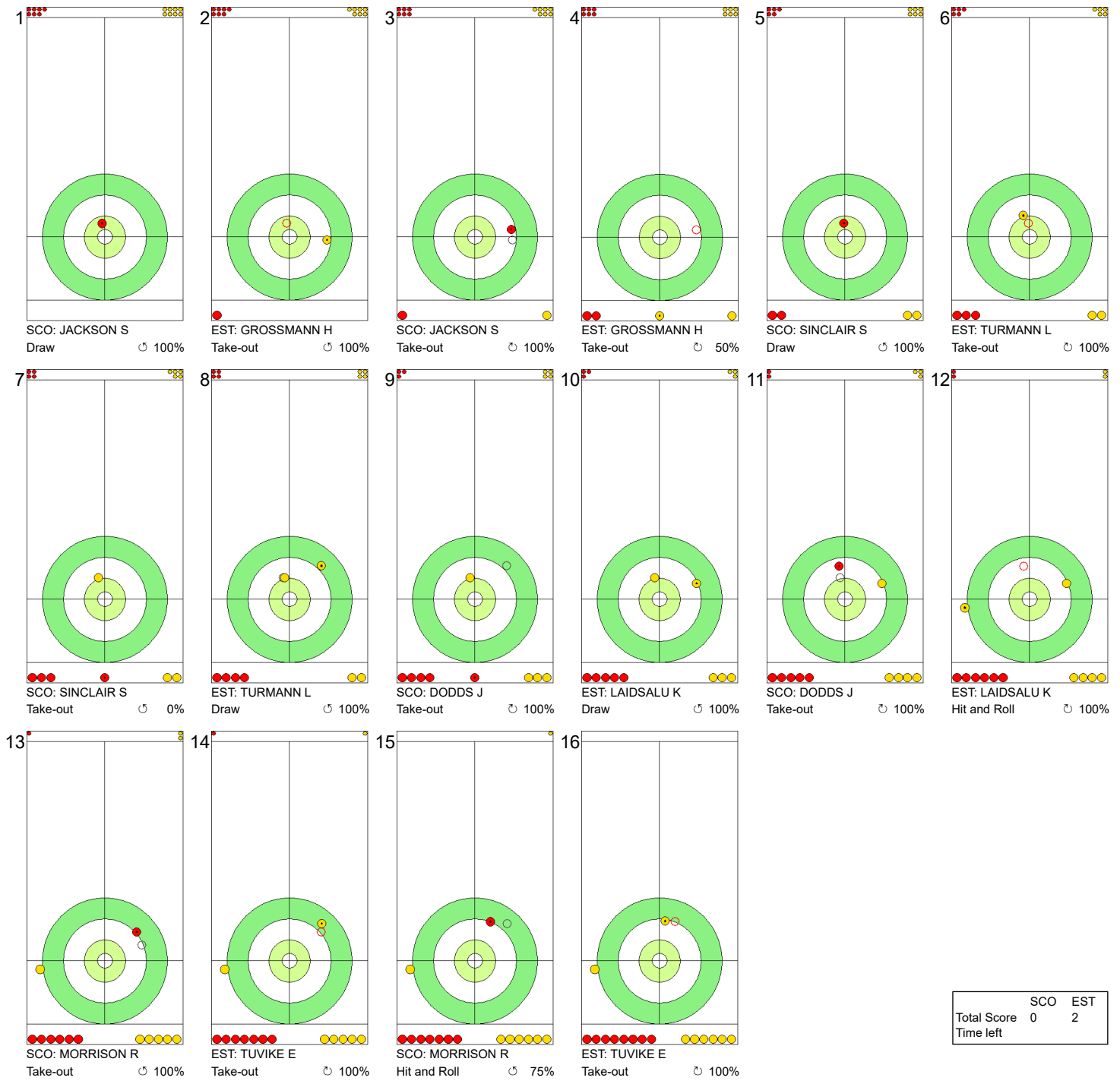
Legend:
⌚ Clockwise ⌚ Counter-clockwise LSFE(*) Last Stone First End

TUE 19 MAR 2024
Start Time 19:00

Round Robin Session 11 - Sheet B

Game - Shot by Shot

End 1 ● **SCO - Scotland** 0 + 0 (this end) = 0 ⊗ **EST - Estonia** 0 + 2 (this end) = 2



	SCO	EST
Total Score	0	2
Time left		

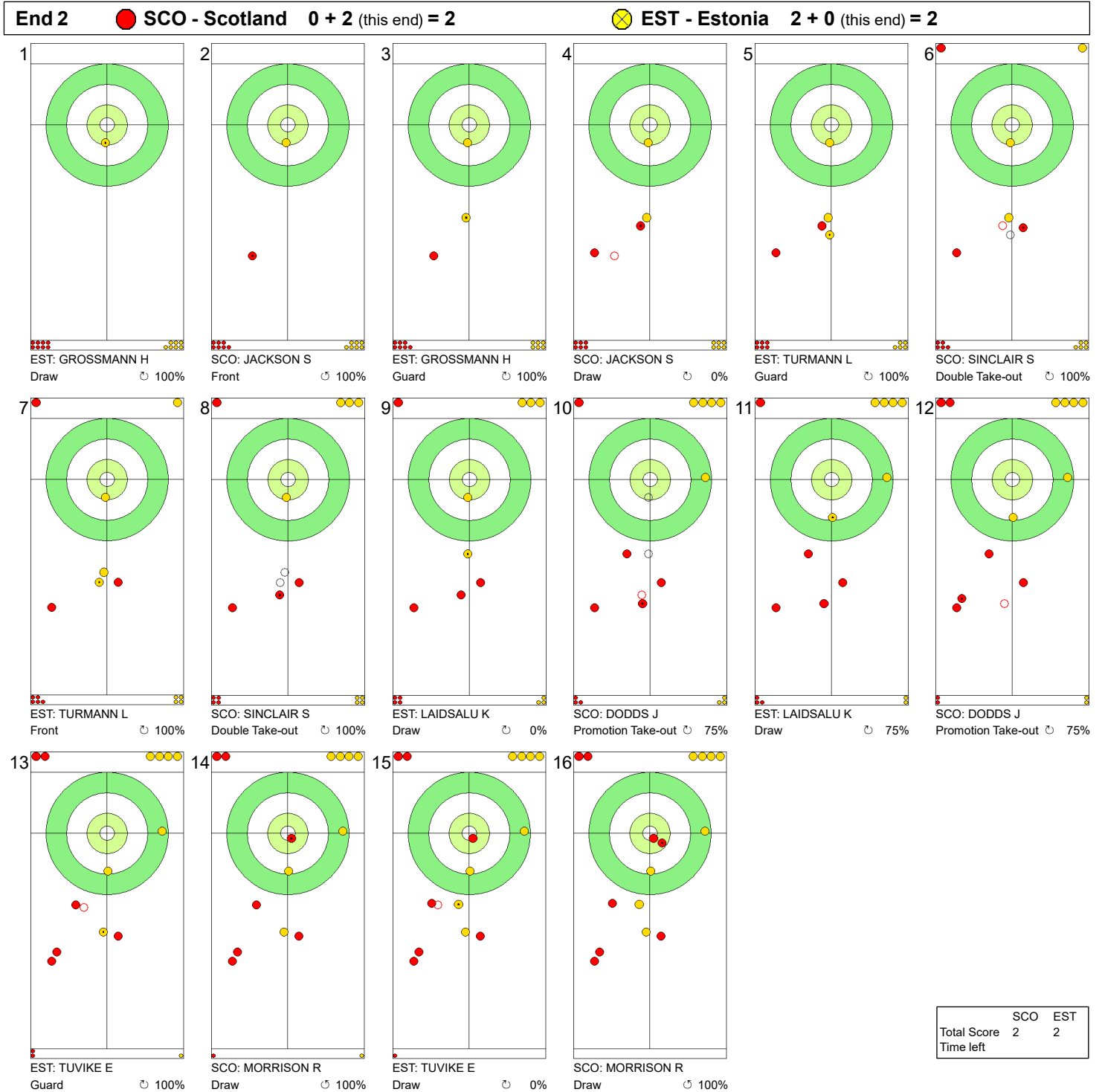
Legend:
 ↻ Clockwise ↺ Counter-clockwise - Not considered

TUE 19 MAR 2024
Start Time 19:00

Round Robin Session 11 - Sheet B

WORLD CURLING

Game - Shot by Shot

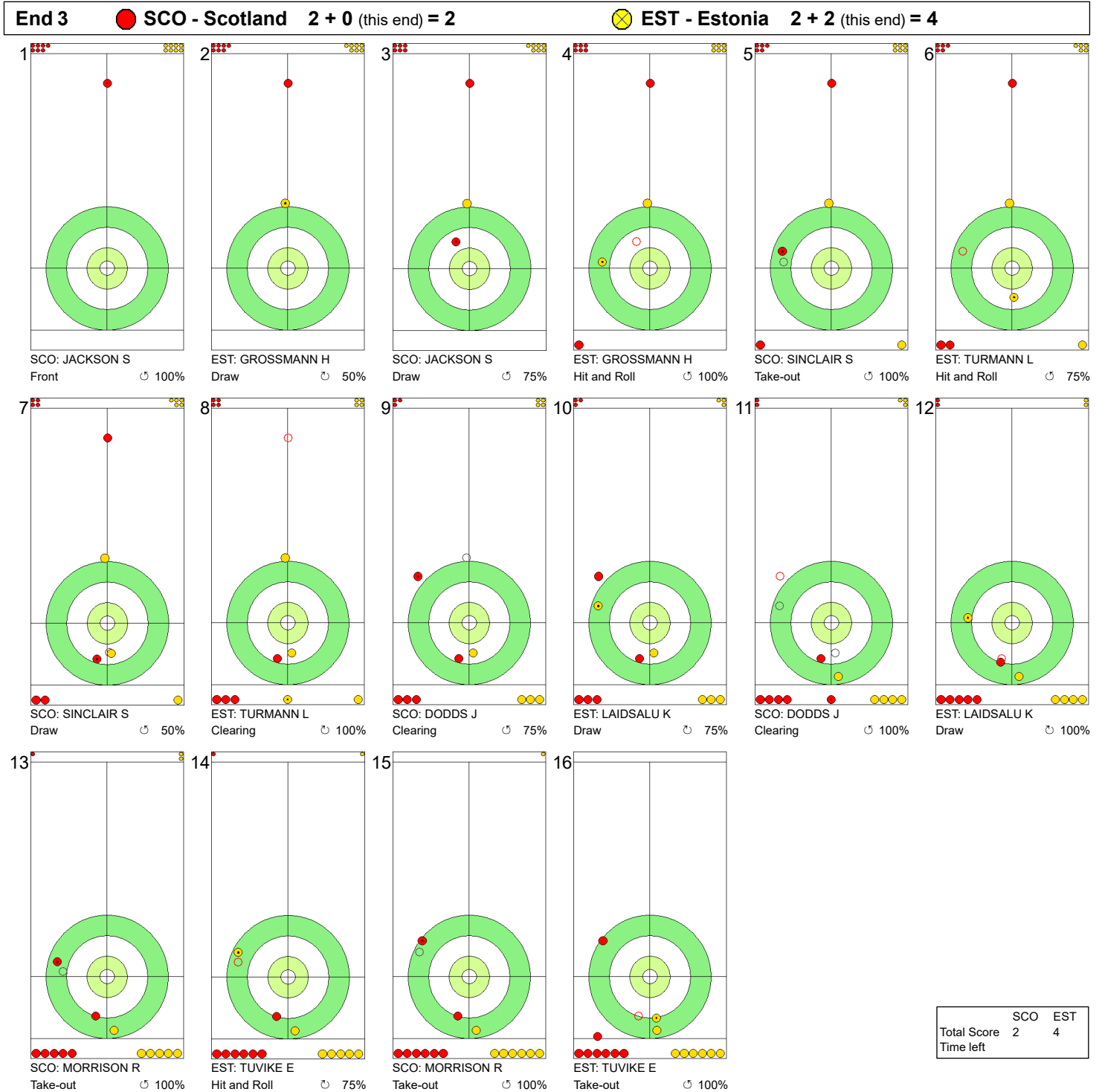


Legend:
 ↻ Clockwise ↺ Counter-clockwise - Not considered

TUE 19 MAR 2024
Start Time 19:00

Round Robin Session 11 - Sheet B

Game - Shot by Shot



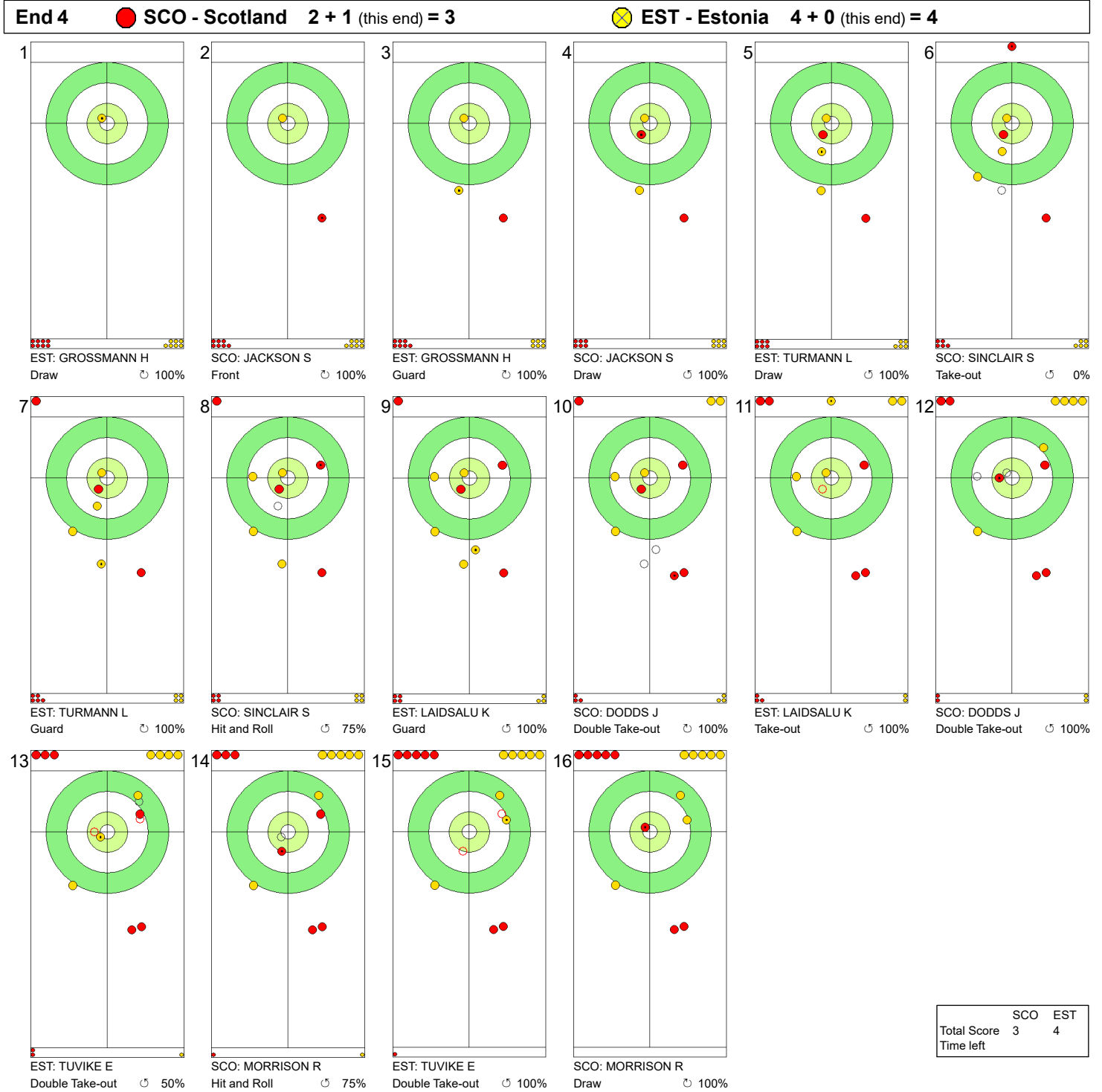
Legend:
↻ Clockwise ↺ Counter-clockwise - Not considered

TUE 19 MAR 2024
Start Time 19:00

Round Robin Session 11 - Sheet B

WORLD CURLING

Game - Shot by Shot



Legend:
 ↻ Clockwise ↺ Counter-clockwise - Not considered

TUE 19 MAR 2024
Start Time 19:00

Round Robin Session 11 - Sheet B

WORLD CURLING

Game - Shot by Shot

End 5 ● SCO - Scotland 3 + 1 (this end) = 4			⊗ EST - Estonia 4 + 0 (this end) = 4		
1		SCO: JACKSON S Front ⌚ 100%	2		EST: GROSSMANN H Draw ⌚ 75%
3		SCO: JACKSON S Draw ⌚ 100%	4		EST: GROSSMANN H Draw ⌚ 100%
5		SCO: SINCLAIR S Draw ⌚ 100%	6		EST: TURMANN L Clearing ⌚ 100%
7		SCO: SINCLAIR S Clearing ⌚ 100%	8		EST: TURMANN L Draw ⌚ 100%
9		SCO: DODDS J Take-out ⌚ 0%	10		EST: LAIDSALU K Draw ⌚ 75%
11		SCO: DODDS J Double Take-out ⌚ 100%	12		EST: LAIDSALU K Take-out ⌚ 75%
13		SCO: MORRISON R Hit and Roll ⌚ 0%	14		EST: TUVIKE E Take-out ⌚ 100%
15		SCO: MORRISON R Hit and Roll ⌚ 100%	16		EST: TUVIKE E Promotion Take-out ⌚ 0%

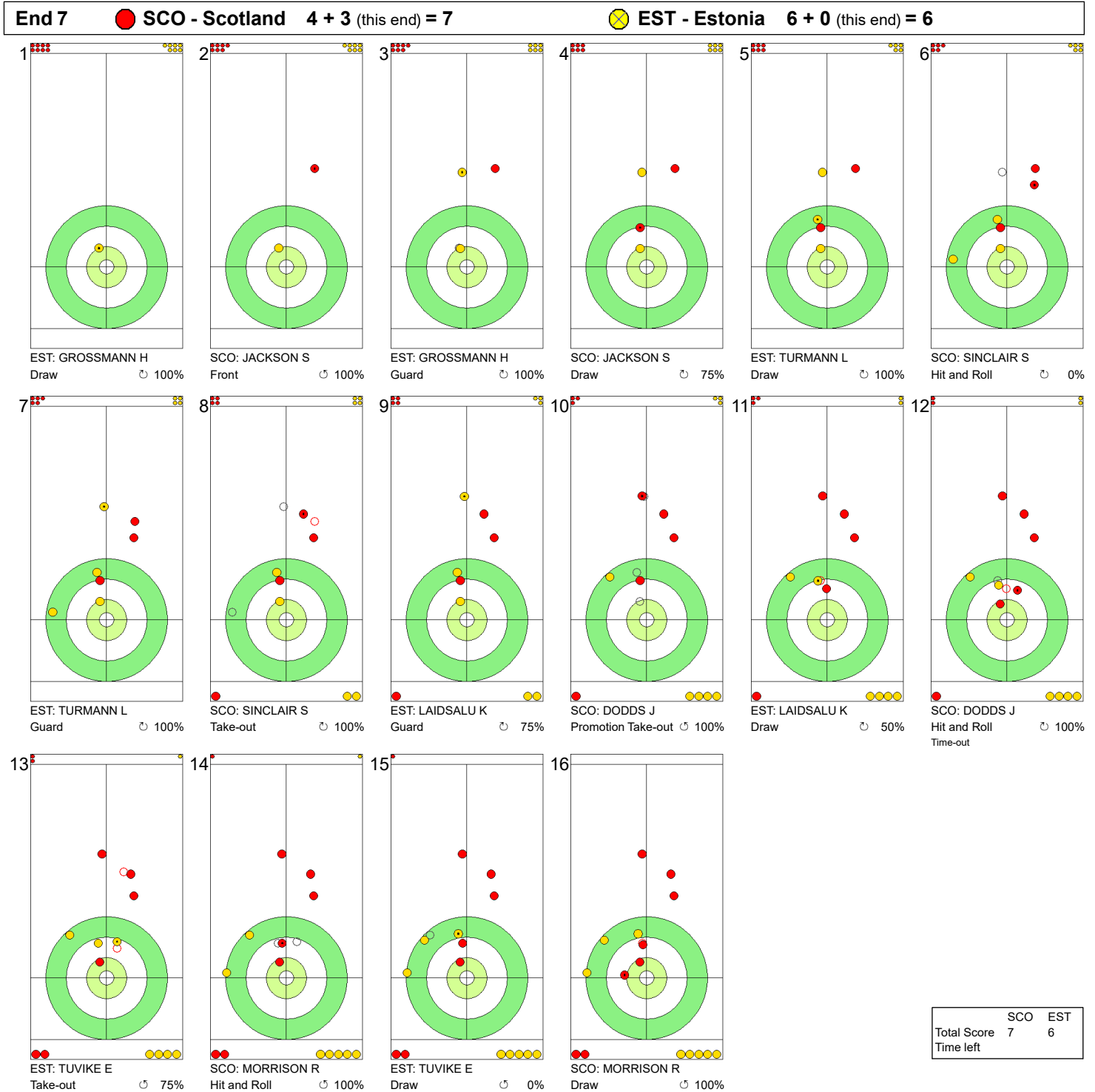
	SCO	EST
Total Score	4	4
Time left		

Legend:
⌚ Clockwise ⌚ Counter-clockwise - Not considered

TUE 19 MAR 2024
Start Time 19:00

Round Robin Session 11 - Sheet B

Game - Shot by Shot



Legend:
 Clockwise Counter-clockwise - Not considered

TUE 19 MAR 2024
Start Time 19:00

Round Robin Session 11 - Sheet B

WORLD CURLING

Game - Shot by Shot

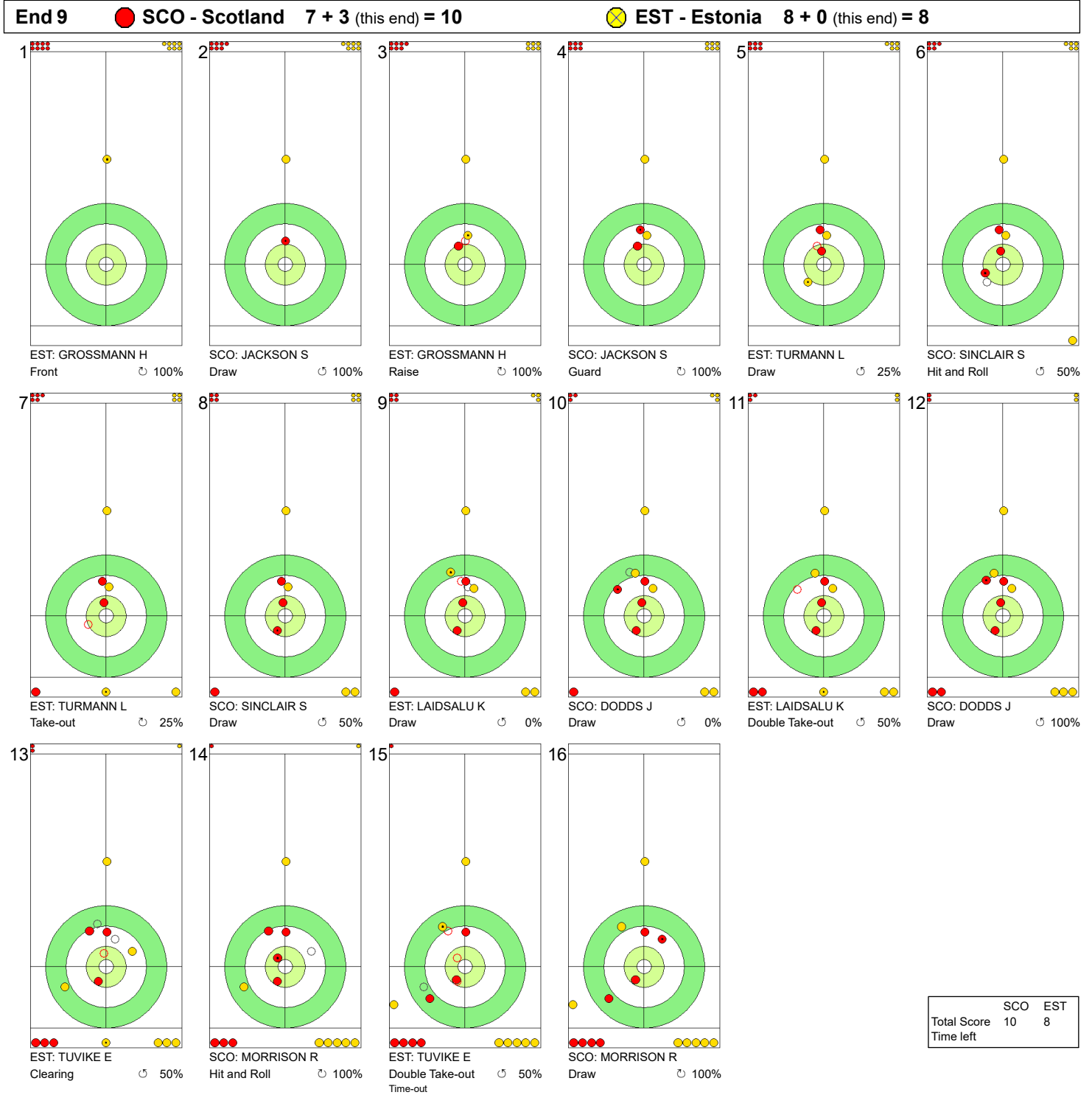


Legend:
 ↻ Clockwise ↺ Counter-clockwise - Not considered

TUE 19 MAR 2024
Start Time 19:00

Round Robin Session 11 - Sheet B

Game - Shot by Shot



	SCO	EST
Total Score	10	8
Time left		

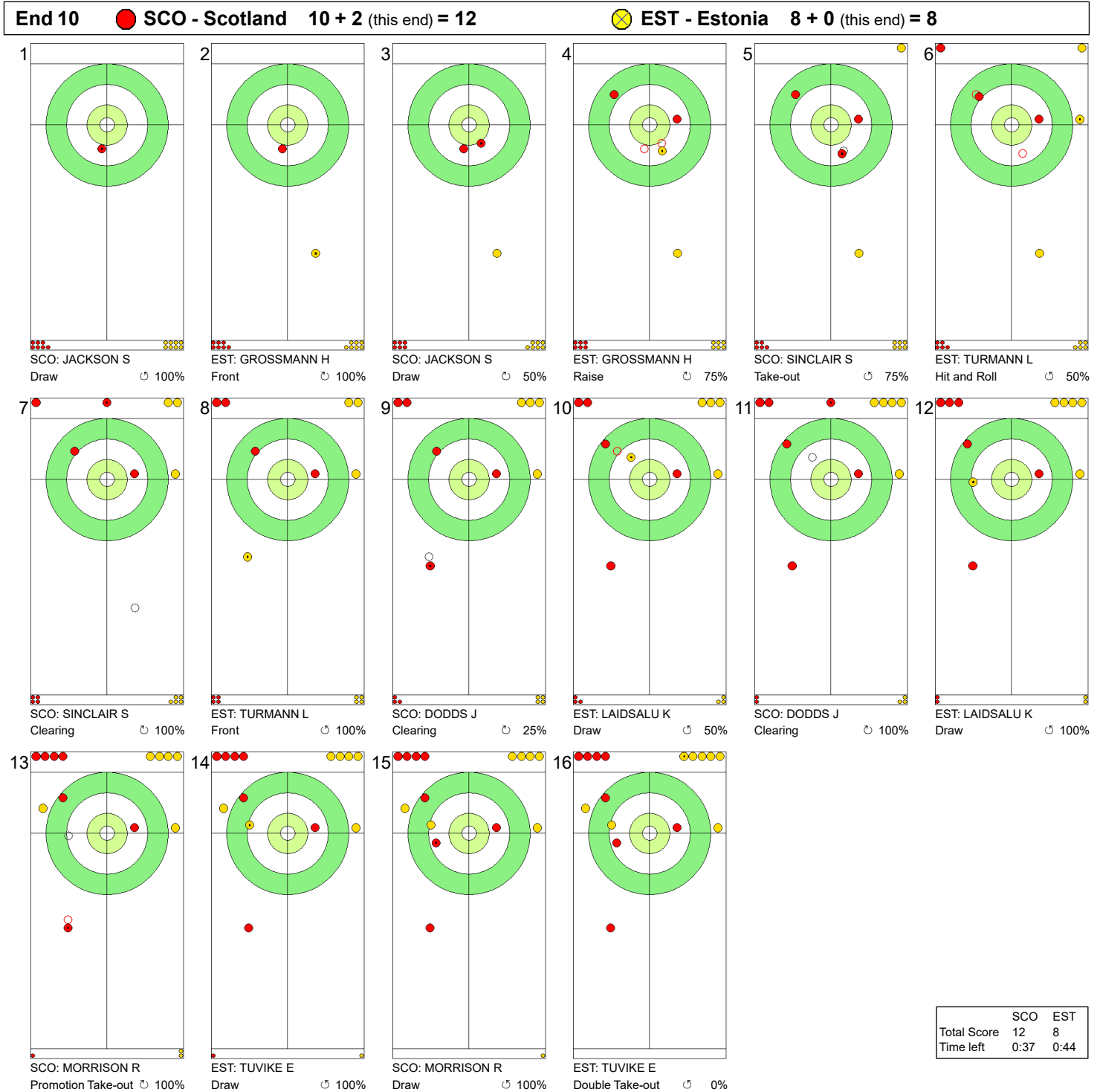
Legend:
 ⌚ Clockwise ⌚ Counter-clockwise - Not considered

TUE 19 MAR 2024
Start Time 19:00

Round Robin Session 11 - Sheet B

WORLD CURLING

Game - Shot by Shot



Legend:
 Clockwise
 Counter-clockwise
 - Not considered

TUE 19 MAR 2024
Start Time 19:00

Round Robin Session 11 - Sheet C

Game Results

Sheet	Team	LSFE	1	2	3	4	5	6	7	8	9	10	Extra Ends	Total
C	SWE - Sweden		1	0	1	0	0	0	1	0	2	0	1	6
	DEN - Denmark	*	0	1	0	0	2	0	0	1	0	1	0	5

SWE - Sweden		Shot Success	Game	All
4 S	HASSELBORG Anna	80%	85%	
3 V	McMANUS Sara	83%	87%	
2	KNOCHENHAUER Agnes	78%	83%	
1	MABERGS Sofia	89%	90%	
A	HELDIN Johanna	-	-	
Team Total		82%	86%	

DEN - Denmark		Shot Success	Game	All
4 S	DUPONT Madeleine	76%	72%	
3 V	HALSE Mathilde	74%	82%	
2	LANDER Jasmin	90%	87%	
1	DUPONT Denise	66%	79%	
A	LARSEN My	-	79%	
Team Total		76%	79%	

Last Stone Draw		Distance
⌚	MABERGS Sofia	44.0cm
⌚	KNOCHENHAUER Agnes	199.6cm
Total		243.6cm

Last Stone Draw		Distance
⌚	DUPONT Denise	183.5cm
⌚	DUPONT Madeleine	17.5cm
Total		201.0cm

Time remaining: 1 minute 16 seconds
2 minutes 59 seconds (after extra end)

Time remaining: 7 minutes 31 seconds
1 minute 14 seconds (after extra end)

Time-out: End 9 - SWE stone 6; End 11 - SWE stone 7

Time-out: End 9 - DEN stone 6; End 11 - DEN stone 7

Shot Success Analysis

SWE - Sweden		⌚	⌚	Game	
4	HASSELBORG Anna	Draws	5 55%	3 83%	8 66%
		Take-outs	5 90%	8 88%	13 88%
		Total	10 73%	11 86%	21 80%
3	McMANUS Sara	Draws	6 96%	3 92%	9 94%
		Take-outs	6 71%	7 79%	13 75%
		Total	12 83%	10 83%	22 83%
2	KNOCHENHAUER Agnes	Draws	4 88%	4 100%	8 94%
		Take-outs	4 88%	10 63%	14 70%
		Total	8 88%	14 73%	22 78%
1	MABERGS Sofia	Draws	10 90%	8 94%	18 92%
		Take-outs	1 100%	3 67%	4 75%
		Total	11 91%	11 86%	22 89%
A	HELDIN Johanna	Draws	0 -	0 -	0 -
		Take-outs	0 -	0 -	0 -
		Total	0 -	0 -	0 -
Team		Draws	25 84%	18 93%	43 88%
		Take-outs	16 83%	28 74%	44 77%
		Total	41 84%	46 82%	87 82%

DEN - Denmark		⌚	⌚	Game	
4	DUPONT Madeleine	Draws	4 44%	7 75%	11 64%
		Take-outs	5 90%	6 88%	11 89%
		Total	9 69%	13 81%	22 76%
3	HALSE Mathilde	Draws	5 60%	6 75%	11 68%
		Take-outs	6 88%	5 70%	11 80%
		Total	11 75%	11 73%	22 74%
2	LANDER Jasmin	Draws	4 81%	5 85%	9 83%
		Take-outs	7 93%	6 96%	13 94%
		Total	11 89%	11 91%	22 90%
1	DUPONT Denise	Draws	8 63%	11 73%	19 68%
		Take-outs	2 50%	1 50%	3 50%
		Total	10 60%	12 71%	22 66%
A	LARSEN My	Draws	0 -	0 -	0 -
		Take-outs	0 -	0 -	0 -
		Total	0 -	0 -	0 -
Team		Draws	21 62%	29 76%	50 70%
		Take-outs	20 86%	18 83%	38 85%
		Total	41 74%	47 79%	88 76%

Note:
Position and function for each team member:
4 = Fourth, 3 = Third, 2 = Second, 1 = Lead, A = Alternate, S = Skip, V = Vice-Skip

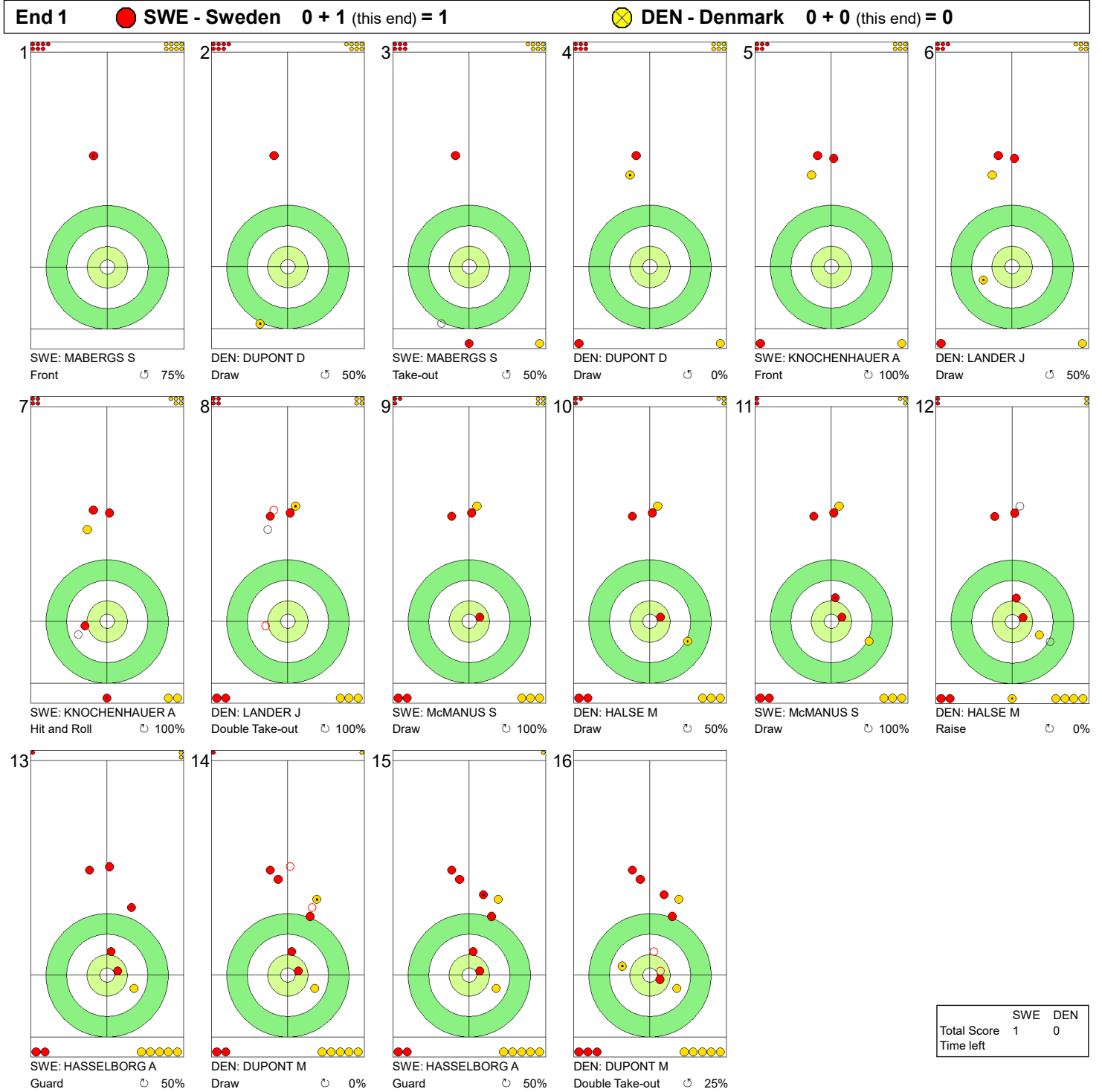
Legend:
⌚ Clockwise ⌚ Counter-clockwise LSFE(*) Last Stone First End

TUE 19 MAR 2024
Start Time 19:00

Round Robin Session 11 - Sheet C

WORLD CURLING

Game - Shot by Shot

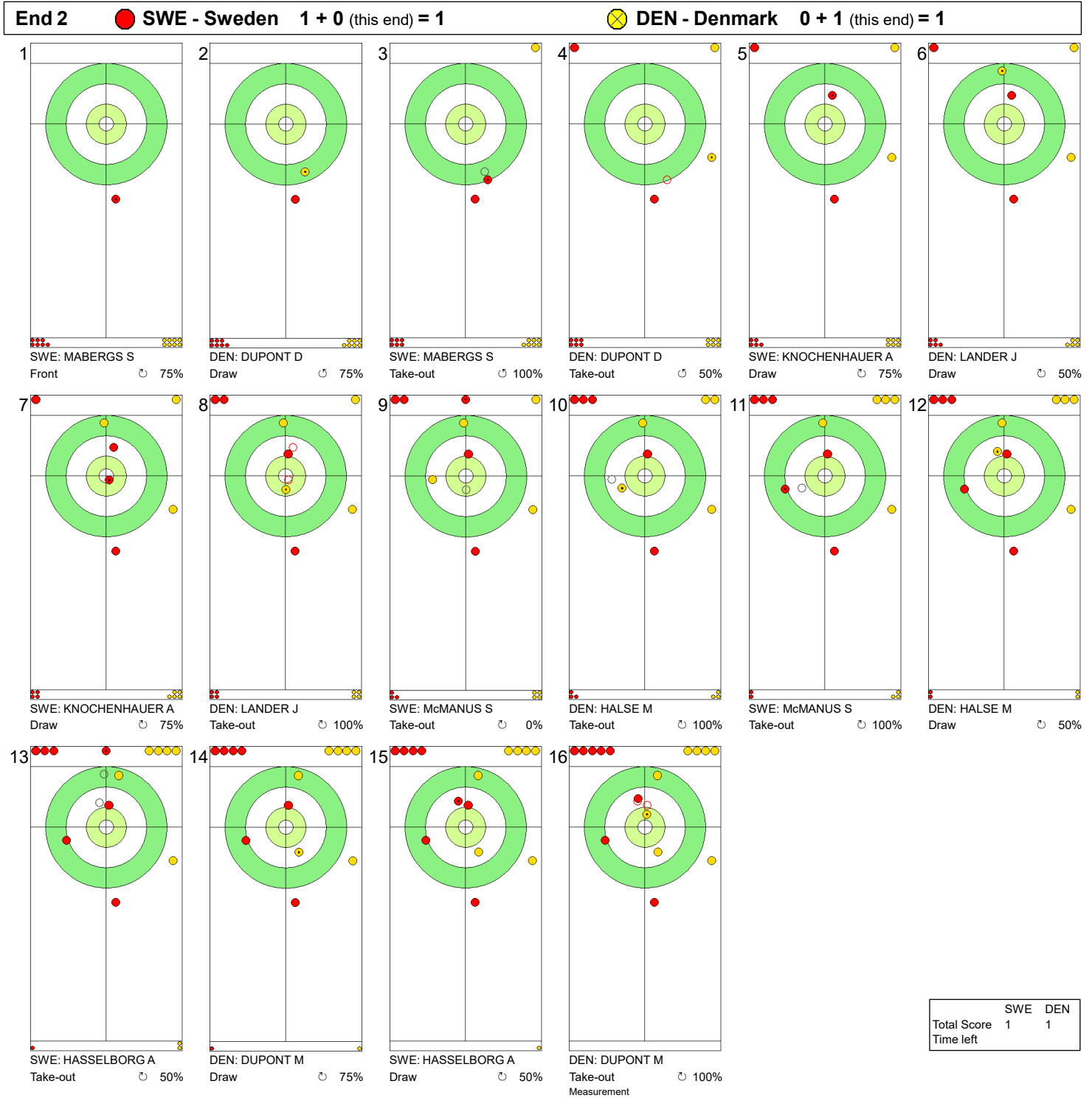


Legend:
 Clockwise
 Counter-clockwise
 - Not considered

TUE 19 MAR 2024
Start Time 19:00

Round Robin Session 11 - Sheet C

Game - Shot by Shot



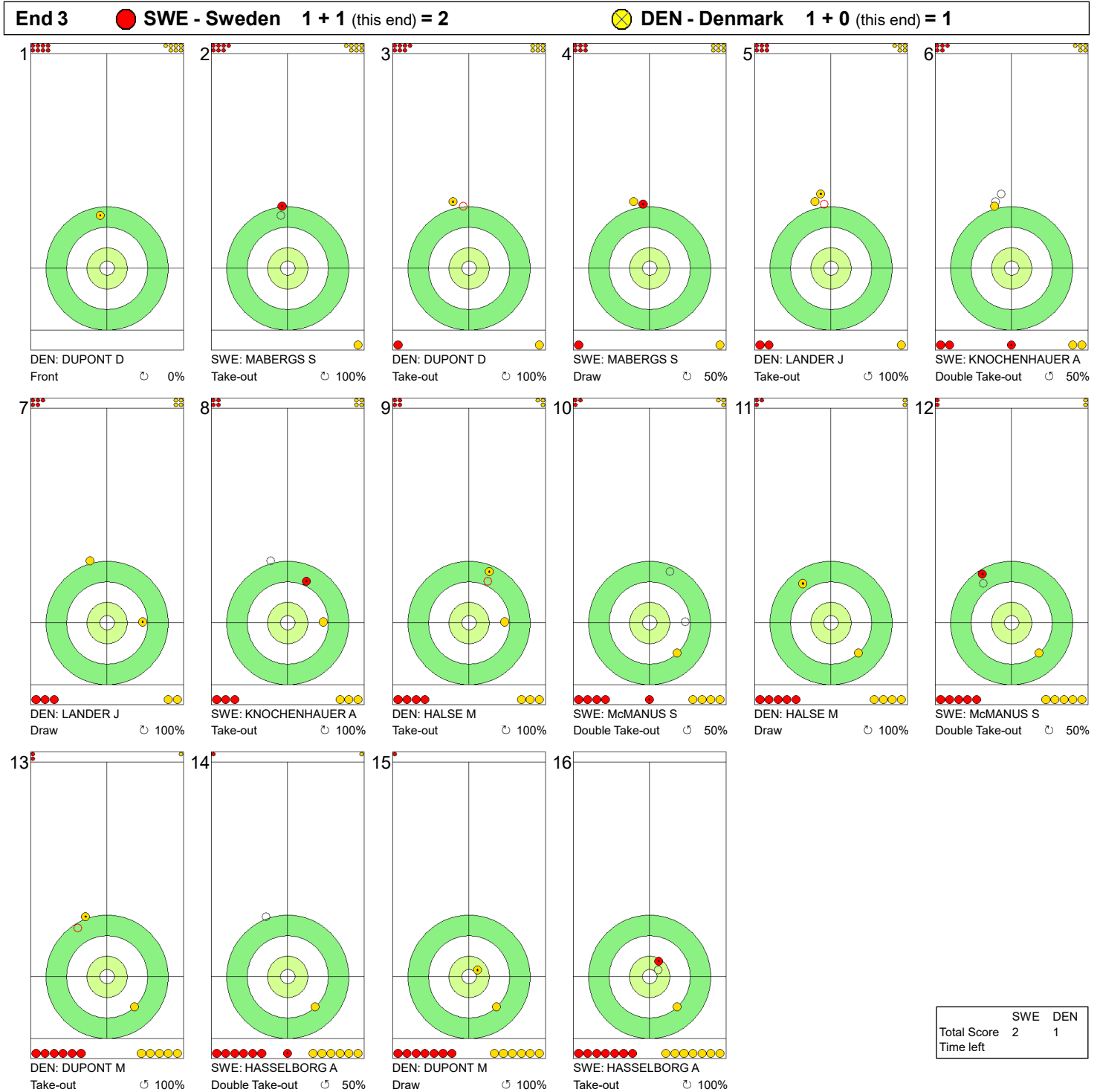
Legend:
 ↻ Clockwise ↺ Counter-clockwise - Not considered

TUE 19 MAR 2024
Start Time 19:00

Round Robin Session 11 - Sheet C

WORLD CURLING

Game - Shot by Shot

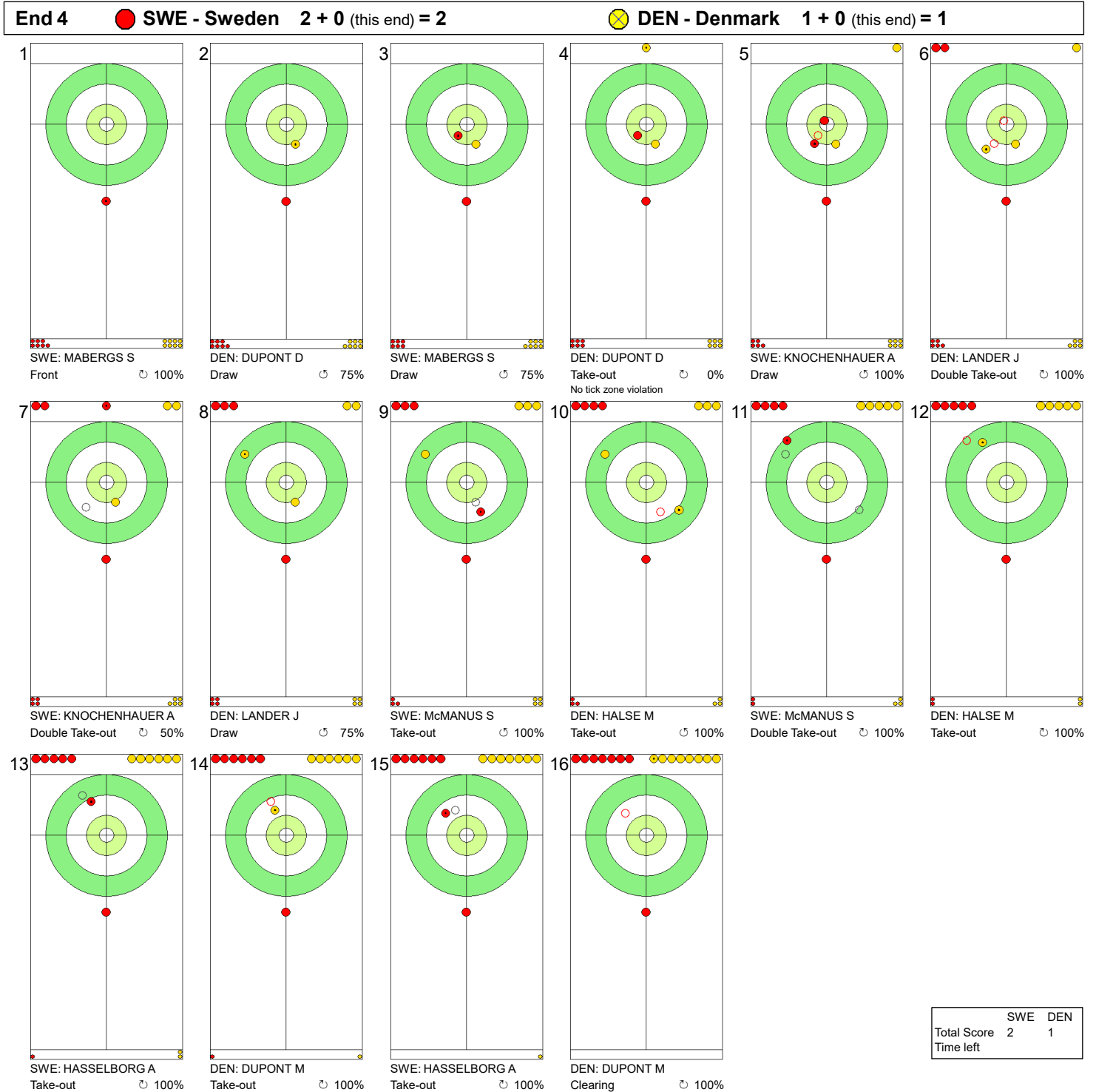


Legend:
 Clockwise Counter-clockwise - Not considered

TUE 19 MAR 2024
Start Time 19:00

Round Robin Session 11 - Sheet C

Game - Shot by Shot



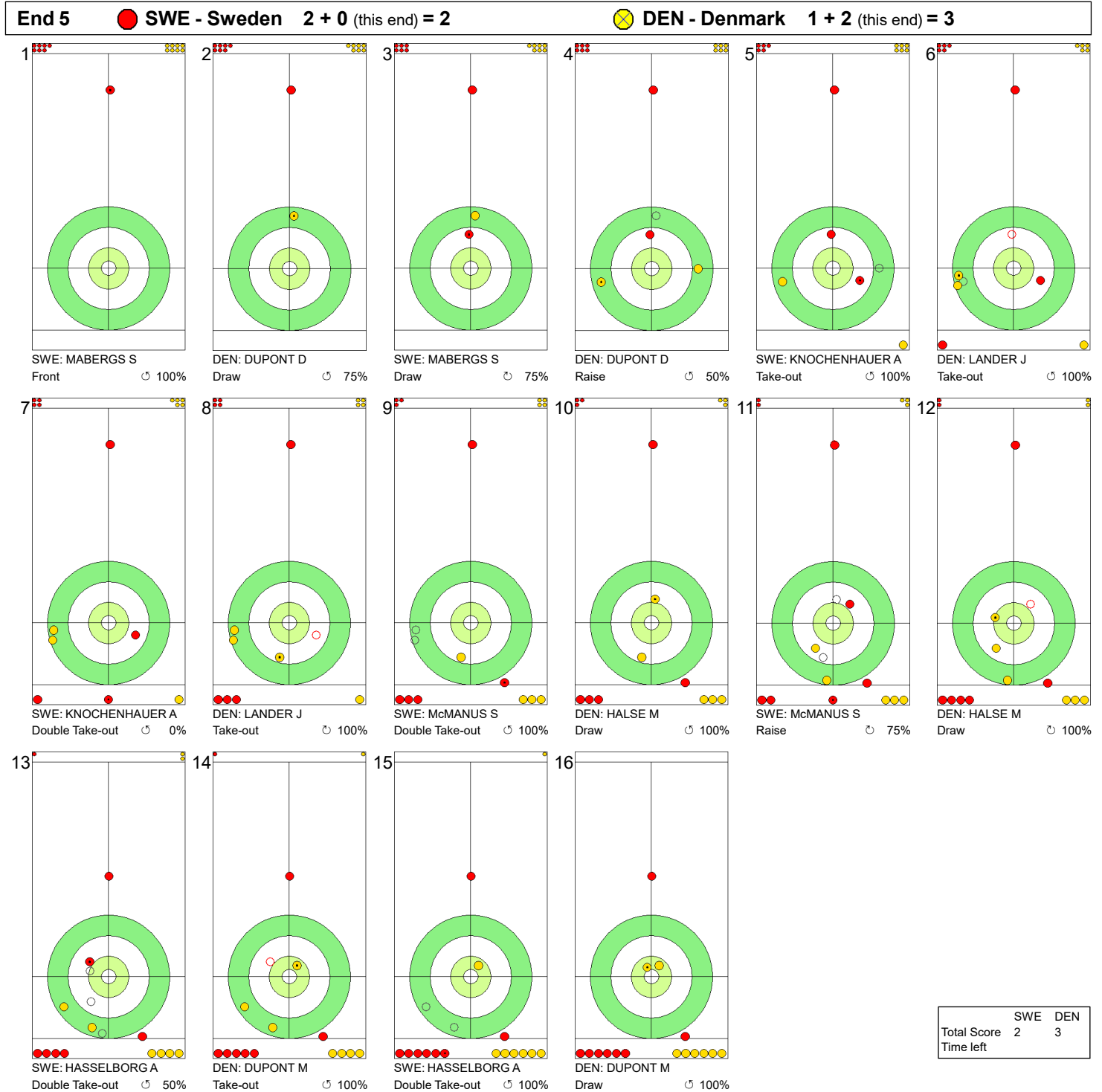
Legend:
 ↻ Clockwise ↺ Counter-clockwise - Not considered

TUE 19 MAR 2024
Start Time 19:00

Round Robin Session 11 - Sheet C

WORLD CURLING

Game - Shot by Shot



Legend:
 Clockwise
 Counter-clockwise
 Not considered

TUE 19 MAR 2024
Start Time 19:00

Round Robin Session 11 - Sheet C

WORLD CURLING

Game - Shot by Shot

End 6 ● **SWE - Sweden** 2 + 0 (this end) = 2 ● **DEN - Denmark** 3 + 0 (this end) = 3

Shot	Player	Shot Type	Percentage
1	DEN: DUPONT D	Draw	75%
2	SWE: MABERGS S	Front	100%
3	DEN: DUPONT D	Draw	100%
4	SWE: MABERGS S	Double Take-out	50%
5	DEN: LANDER J	Take-out	100%
6	SWE: KNOCHENHAUER A	Take-out	100%
7	DEN: LANDER J	Take-out	100%
8	SWE: KNOCHENHAUER A	Take-out	50%
9	DEN: HALSE M	Clearing	50%
10	SWE: McMANUS S	Front	100%
11	DEN: HALSE M	Clearing	100%
12	SWE: McMANUS S	Draw	75%
13	DEN: DUPONT M	Take-out	50%
14	SWE: HASSELBORG A	Draw	50%
15	DEN: DUPONT M	Take-out	100%
16	SWE: HASSELBORG A	Clearing	100%

	SWE	DEN
Total Score	2	3
Time left		

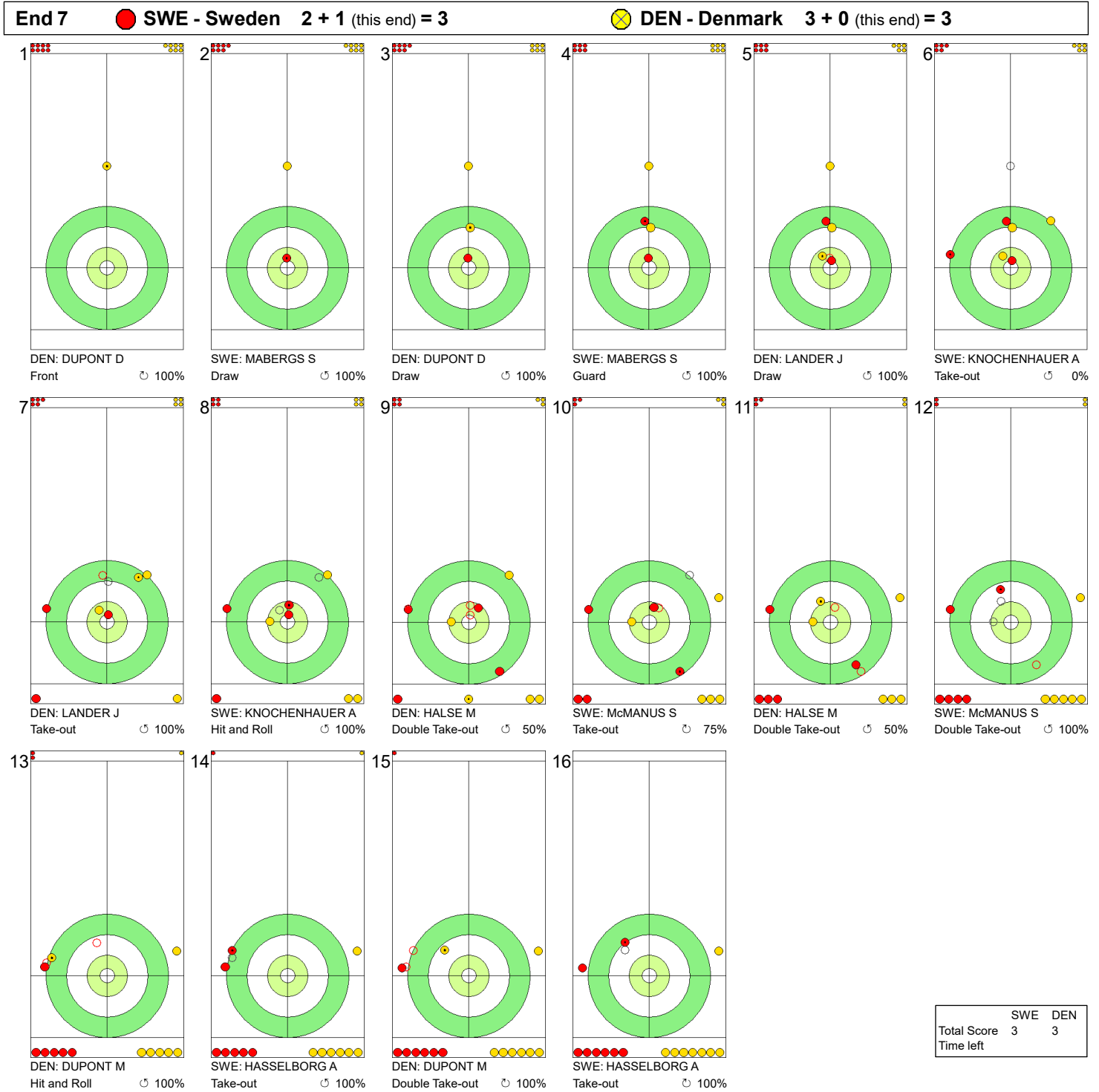
Legend:
 ↻ Clockwise ↺ Counter-clockwise - Not considered

TUE 19 MAR 2024
Start Time 19:00

Round Robin Session 11 - Sheet C

WORLD CURLING

Game - Shot by Shot



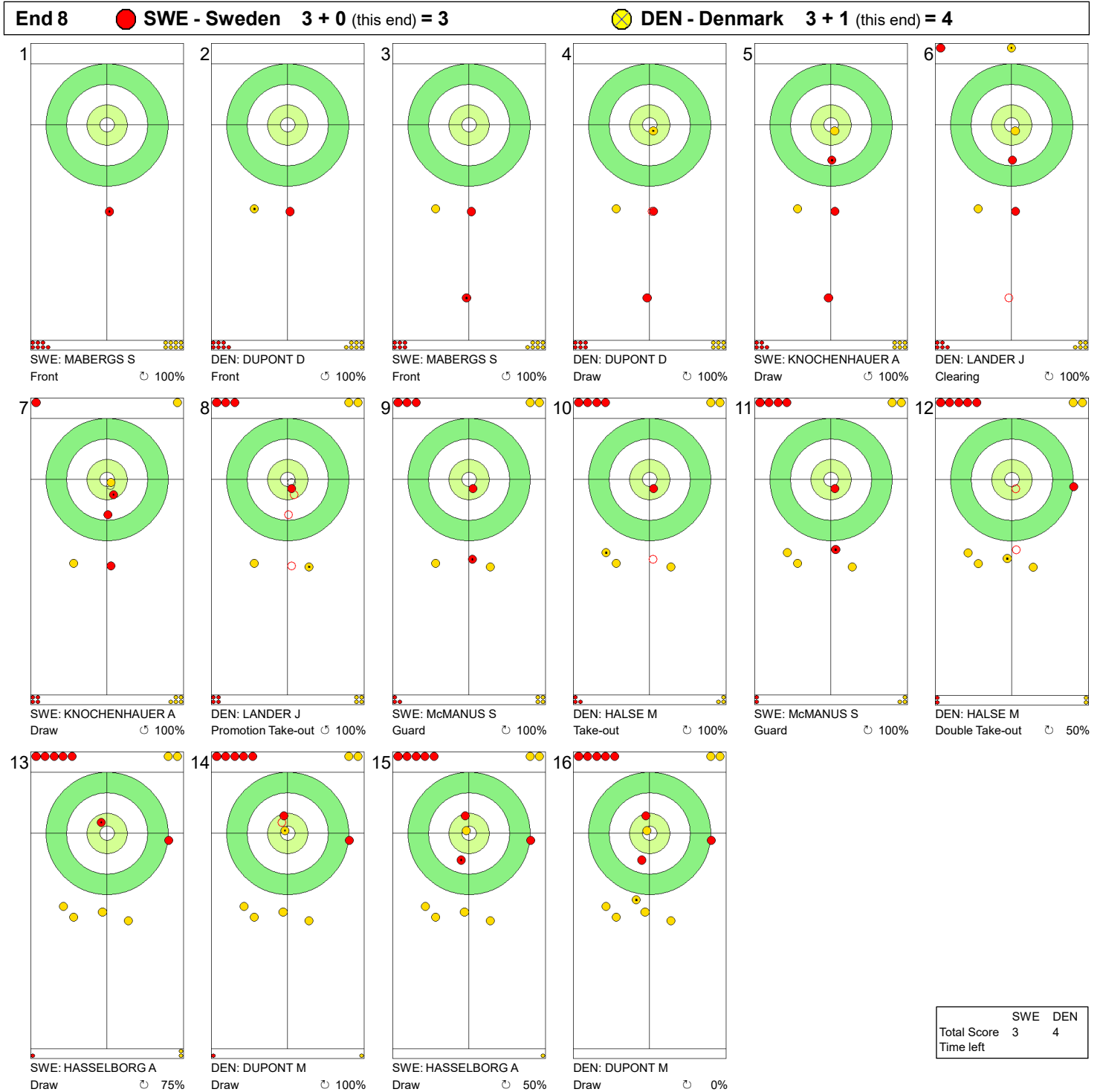
Legend:
 ↻ Clockwise ↺ Counter-clockwise - Not considered

TUE 19 MAR 2024
Start Time 19:00

Round Robin Session 11 - Sheet C

WORLD CURLING

Game - Shot by Shot



Legend:
 ↻ Clockwise ↺ Counter-clockwise - Not considered

TUE 19 MAR 2024
Start Time 19:00

Round Robin Session 11 - Sheet C

Game - Shot by Shot



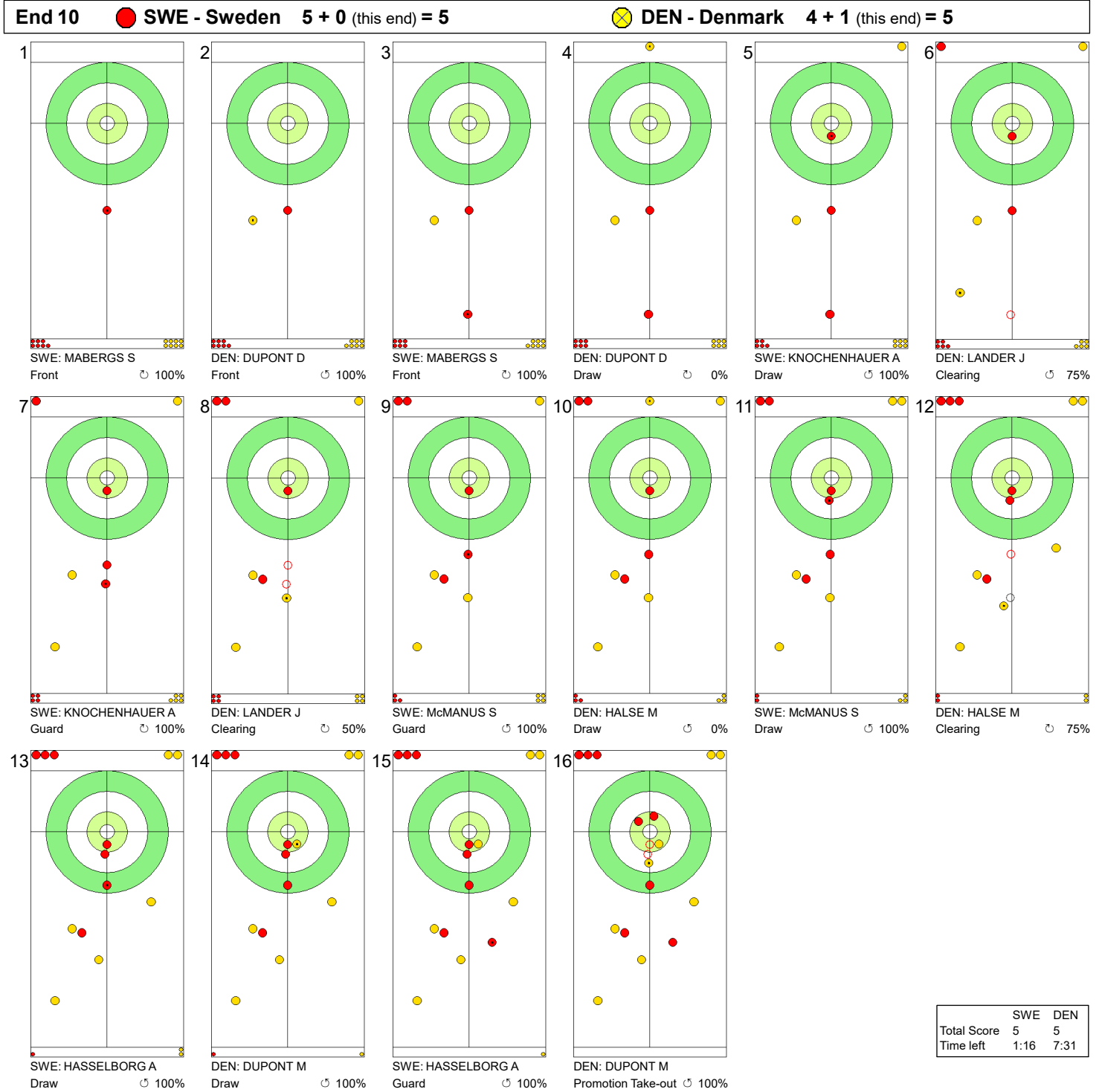
Legend:
 ↻ Clockwise ↺ Counter-clockwise - Not considered

TUE 19 MAR 2024
Start Time 19:00

Round Robin Session 11 - Sheet C

WORLD CURLING

Game - Shot by Shot



Legend:
 ↻ Clockwise ↺ Counter-clockwise - Not considered

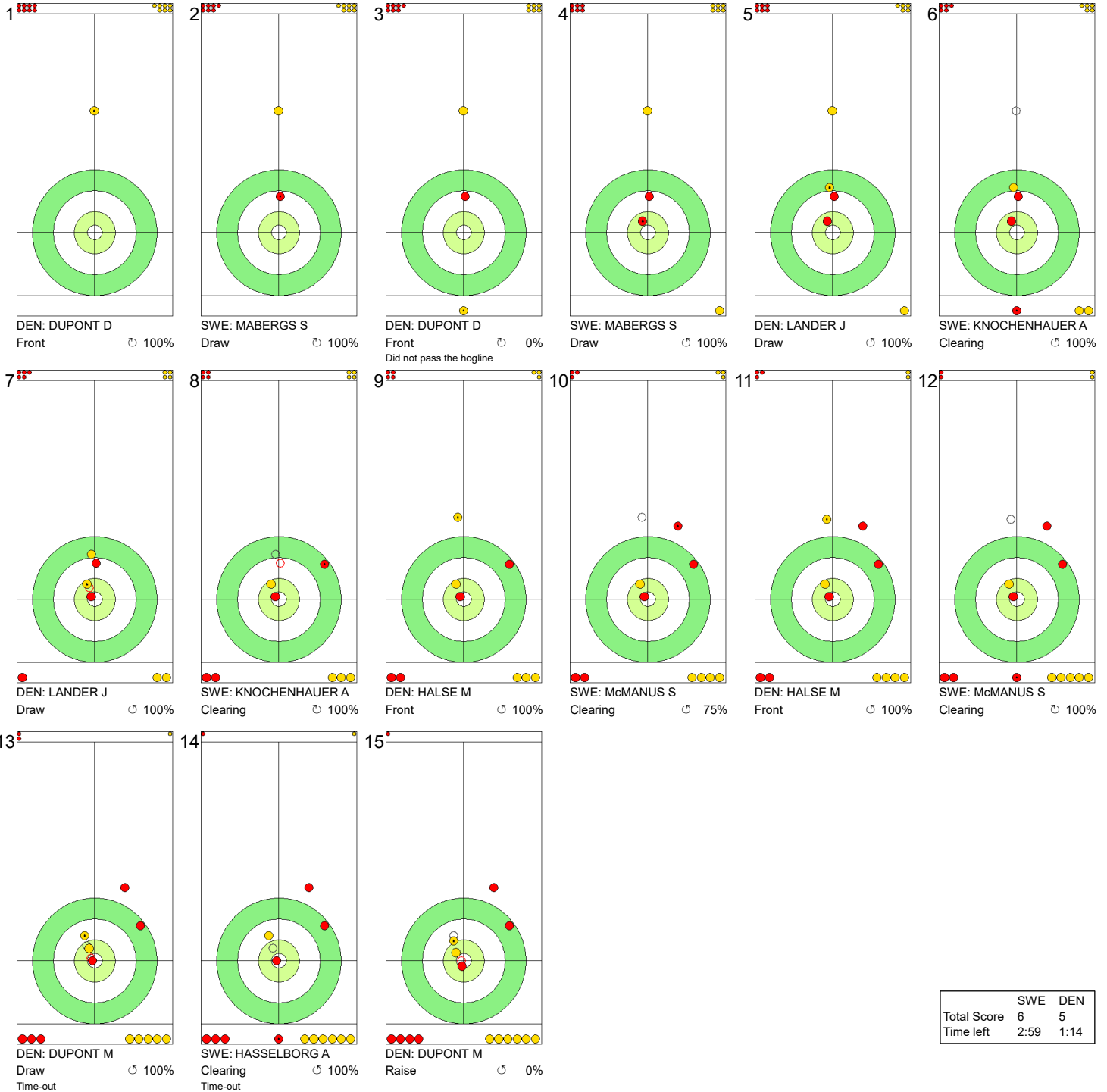
TUE 19 MAR 2024
Start Time 19:00

Round Robin Session 11 - Sheet C

WORLD CURLING

Game - Shot by Shot

End 11 **SWE - Sweden 5 + 1 (this end) = 6** **DEN - Denmark 5 + 0 (this end) = 5**



	SWE	DEN
Total Score	6	5
Time left	2:59	1:14

Legend:
 Clockwise Counter-clockwise - Not considered

TUE 19 MAR 2024
Start Time 19:00

Round Robin Session 11 - Sheet D

Game Results

Sheet	Team	LSFE	1	2	3	4	5	6	7	8	9	10	Extra Ends	Total
D	TUR - Türkiye		0	0	1	1	0	0	0	1	0	X		3
	KOR - Korea	*	2	0	0	0	2	2	1	0	3	X		10

TUR - Türkiye		Shot Success	Game	All
4 S	YILDIZ Dilsat	72%		73%
3 V	POLAT Oznur	89%		77%
2	CALIKUSU Ifayet Safak	66%		75%
1	SENGUL Berfin	93%		84%
A	KARAMAN Iclal	63%		63%
Team Total		80%		77%

KOR - Korea		Shot Success	Game	All
4 S	GIM Eunji	86%		77%
3 V	KIM Minji	86%		82%
2	KIM Suji	93%		85%
1	SEOL Yeeun	83%		86%
A	SEOL Yeji	-		88%
Team Total		87%		83%

Last Stone Draw Distance

⌚	POLAT Oznur	9.7cm
⌚	SENGUL Berfin	57.6cm
Total		67.3cm

Last Stone Draw Distance

⌚	KIM Suji	10.2cm
⌚	SEOL Yeeun	25.3cm
Total		35.5cm

Time remaining: 9 minutes 26 seconds

Time-out: End 6 - TUR stone 8

KARAMAN I replaced CALIKUSU IS at the beginning of end 8

Time remaining: 7 minutes 54 seconds

Time-out: End 7 - KOR stone 7

Shot Success Analysis

TUR - Türkiye		⌚	⌚	Game
4 YILDIZ Dilsat	Draws	6 54%	3 50%	9 53%
	Take-outs	1 100%	8 91%	9 92%
	Total	7 61%	11 80%	18 72%
3 POLAT Oznur	Draws	4 75%	4 88%	8 81%
	Take-outs	4 100%	6 92%	10 95%
	Total	8 88%	10 90%	18 89%
2 CALIKUSU Ifayet Safak	Draws	4 63%	1 75%	5 65%
	Take-outs	6 67%	3 67%	9 67%
	Total	10 65%	4 69%	14 66%
1 SENGUL Berfin	Draws	14 93%	3 92%	17 93%
	Take-outs	1 100%	0 -	1 100%
	Total	15 93%	3 92%	18 93%
A KARAMAN Iclal	Draws	2 88%	2 38%	4 63%
	Take-outs	0 -	0 -	0 -
	Total	2 88%	2 38%	4 63%
Team	Draws	30 78%	13 71%	43 76%
	Take-outs	12 83%	17 87%	29 85%
	Total	42 80%	30 80%	72 80%

KOR - Korea		⌚	⌚	Game
4 GIM Eunji	Draws	2 88%	3 75%	5 80%
	Take-outs	10 90%	3 83%	13 88%
	Total	12 90%	6 79%	18 86%
3 KIM Minji	Draws	2 50%	2 100%	4 75%
	Take-outs	12 88%	2 100%	14 89%
	Total	14 82%	4 100%	18 86%
2 KIM Suji	Draws	5 85%	1 75%	6 83%
	Take-outs	5 100%	7 96%	12 98%
	Total	10 93%	8 94%	18 93%
1 SEOL Yeeun	Draws	3 92%	13 79%	16 81%
	Take-outs	2 100%	0 -	2 100%
	Total	5 95%	13 79%	18 83%
A SEOL Yeji	Draws	0 -	0 -	0 -
	Take-outs	0 -	0 -	0 -
	Total	0 -	0 -	0 -
Team	Draws	12 81%	19 80%	31 81%
	Take-outs	29 91%	12 94%	41 92%
	Total	41 88%	31 85%	72 87%

Note:
Position and function for each team member:
4 = Fourth, 3 = Third, 2 = Second, 1 = Lead, A = Alternate, S = Skip, V = Vice-Skip

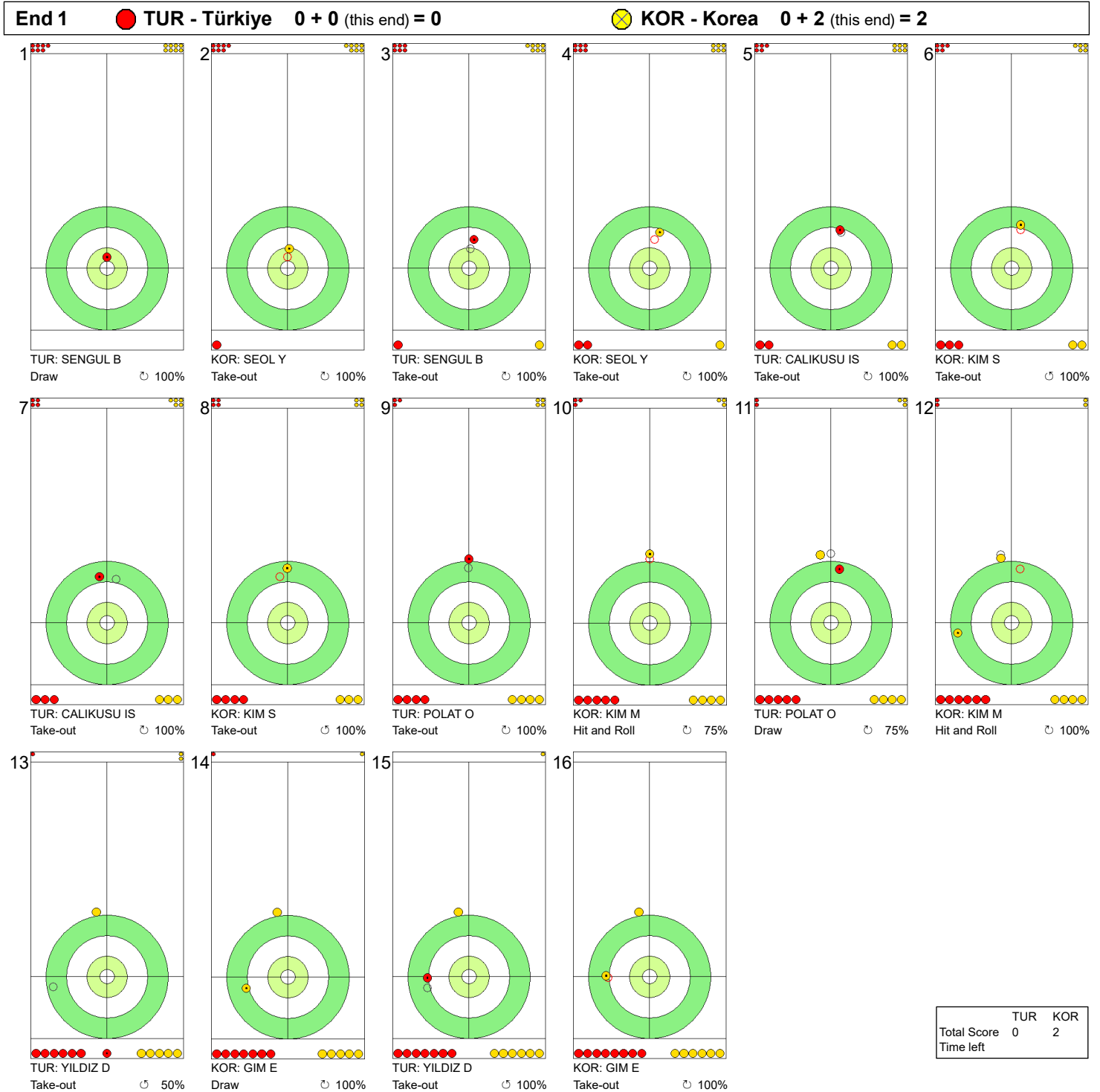
Legend:
⌚ Clockwise ⌚ Counter-clockwise LSFE(*) Last Stone First End
X Unplayed/unfinished end due to concession

TUE 19 MAR 2024
Start Time 19:00

Round Robin Session 11 - Sheet D

WORLD CURLING

Game - Shot by Shot



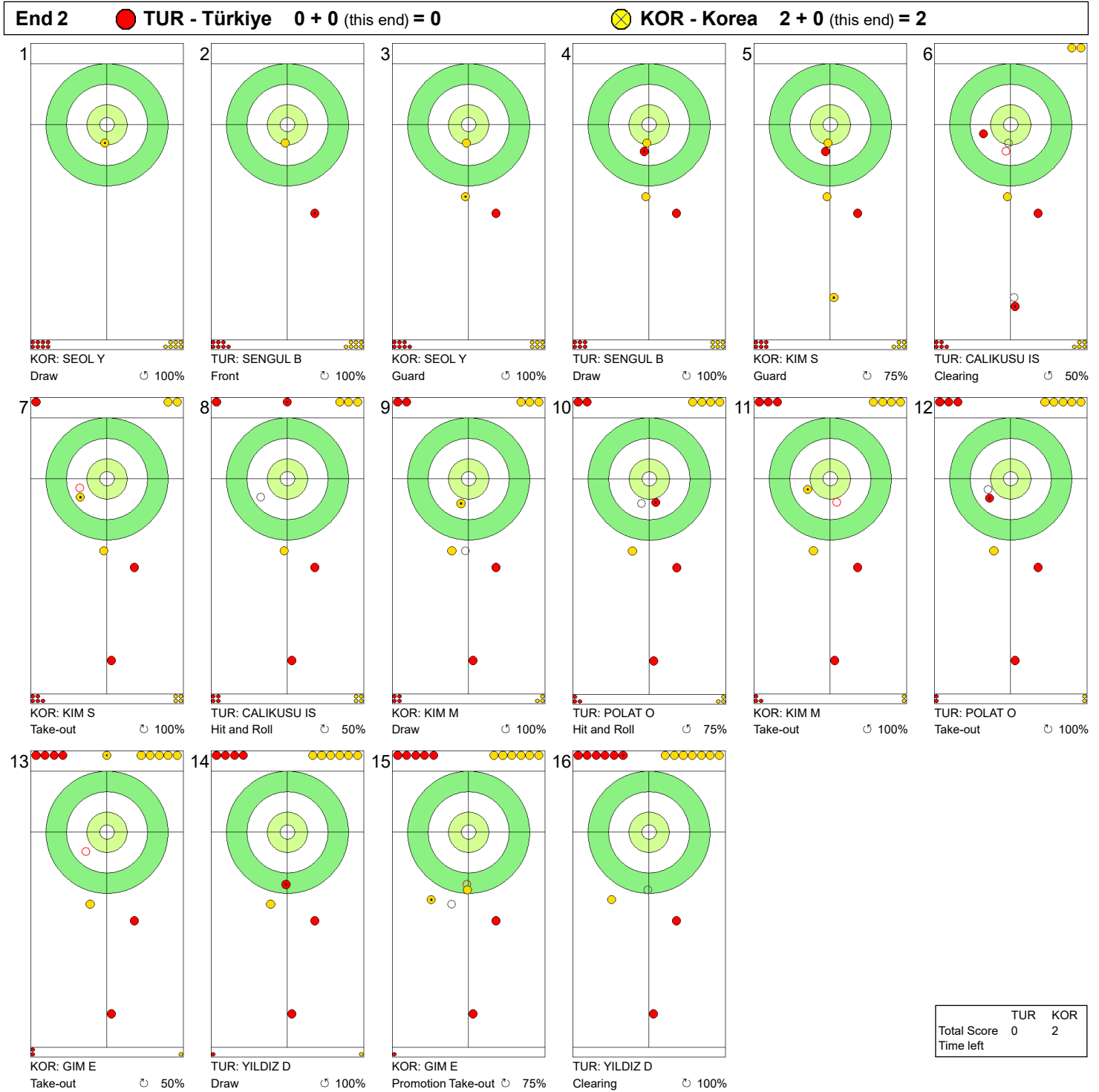
Legend:
 Clockwise Counter-clockwise - Not considered

TUE 19 MAR 2024
Start Time 19:00

Round Robin Session 11 - Sheet D

WORLD CURLING

Game - Shot by Shot



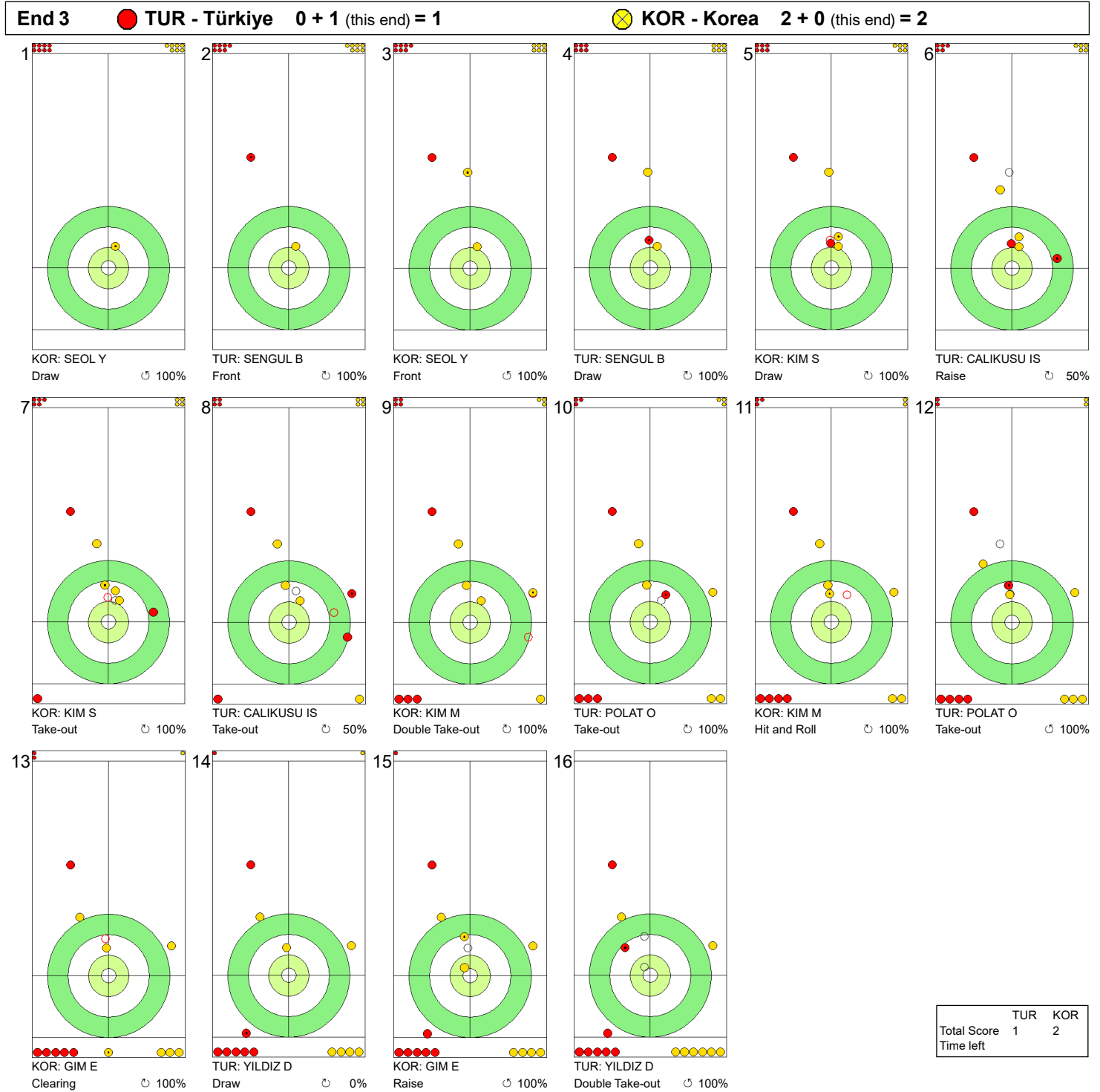
Legend:
 ↻ Clockwise ↺ Counter-clockwise - Not considered

TUE 19 MAR 2024
Start Time 19:00

Round Robin Session 11 - Sheet D

WORLD CURLING

Game - Shot by Shot



Legend:
 ↻ Clockwise ↺ Counter-clockwise - Not considered

TUE 19 MAR 2024
Start Time 19:00

Round Robin Session 11 - Sheet D

WORLD CURLING

Game - Shot by Shot

End 4 ● **TUR - Türkiye** 1 + 1 (this end) = 2 ● **KOR - Korea** 2 + 0 (this end) = 2

Shot	Player	Shot Type	Percentage
1	TUR: SENGUL B	Front	100%
2	KOR: SEOL Y	Draw	100%
3	TUR: SENGUL B	Draw	100%
4	KOR: SEOL Y	Front	75%
5	TUR: CALIKUSU IS	Raise	50%
6	KOR: KIM S	Clearing	100%
7	TUR: CALIKUSU IS	Take-out	100%
8	KOR: KIM S	Hit and Roll	75%
9	TUR: POLAT O	Hit and Roll	100%
10	KOR: KIM M	Draw	100%
11	TUR: POLAT O	Draw	75%
12	KOR: KIM M	Hit and Roll	75%
13	TUR: YILDIZ D	Take-out	100%
14	KOR: GIM E	Take-out	100%
15	TUR: YILDIZ D	Take-out	100%
16	KOR: GIM E	Double Take-out	50%

	TUR	KOR
Total Score	2	2
Time left		

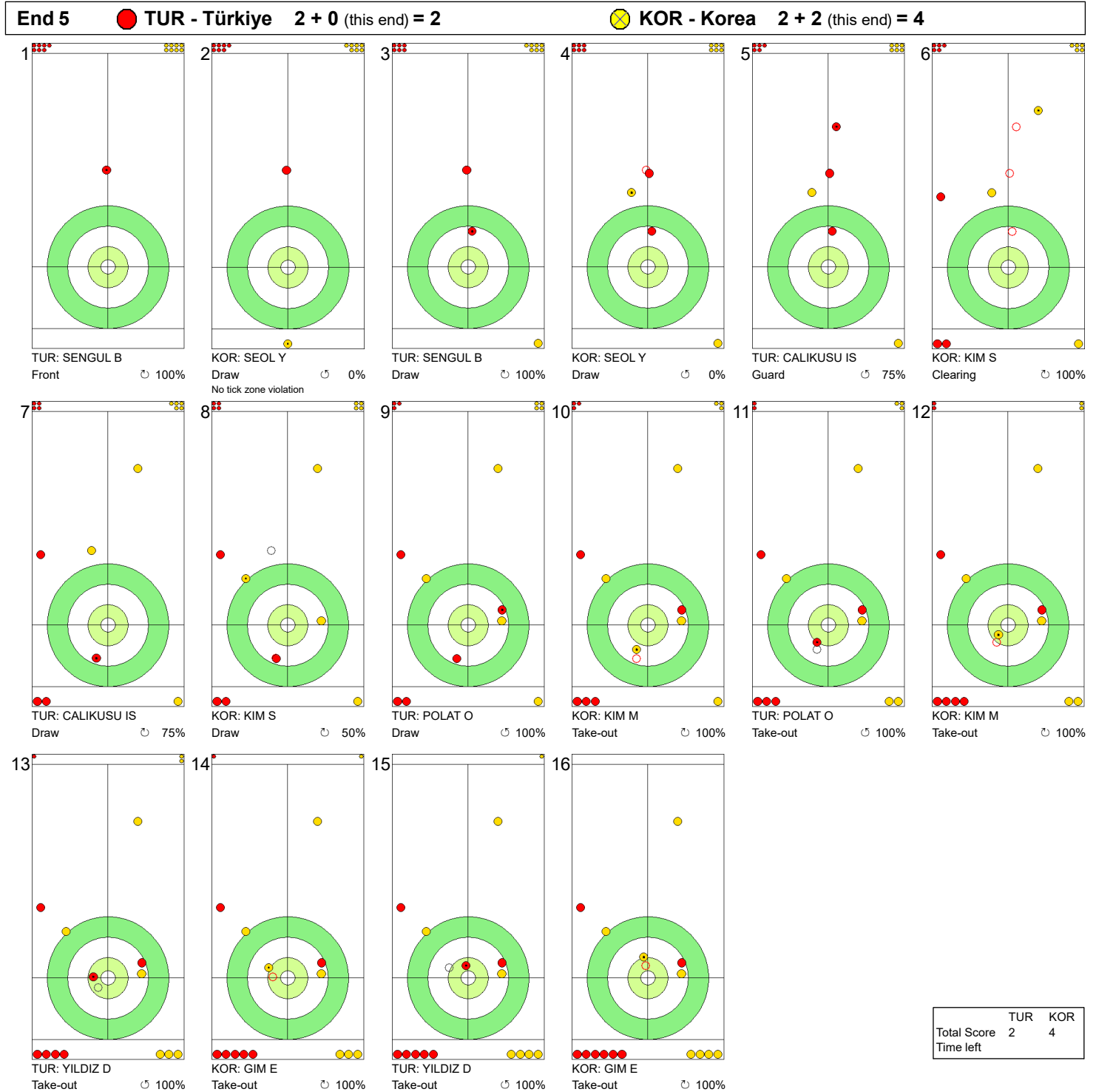
Legend:
 ↻ Clockwise ↺ Counter-clockwise - Not considered

TUE 19 MAR 2024
Start Time 19:00

Round Robin Session 11 - Sheet D

WORLD CURLING

Game - Shot by Shot



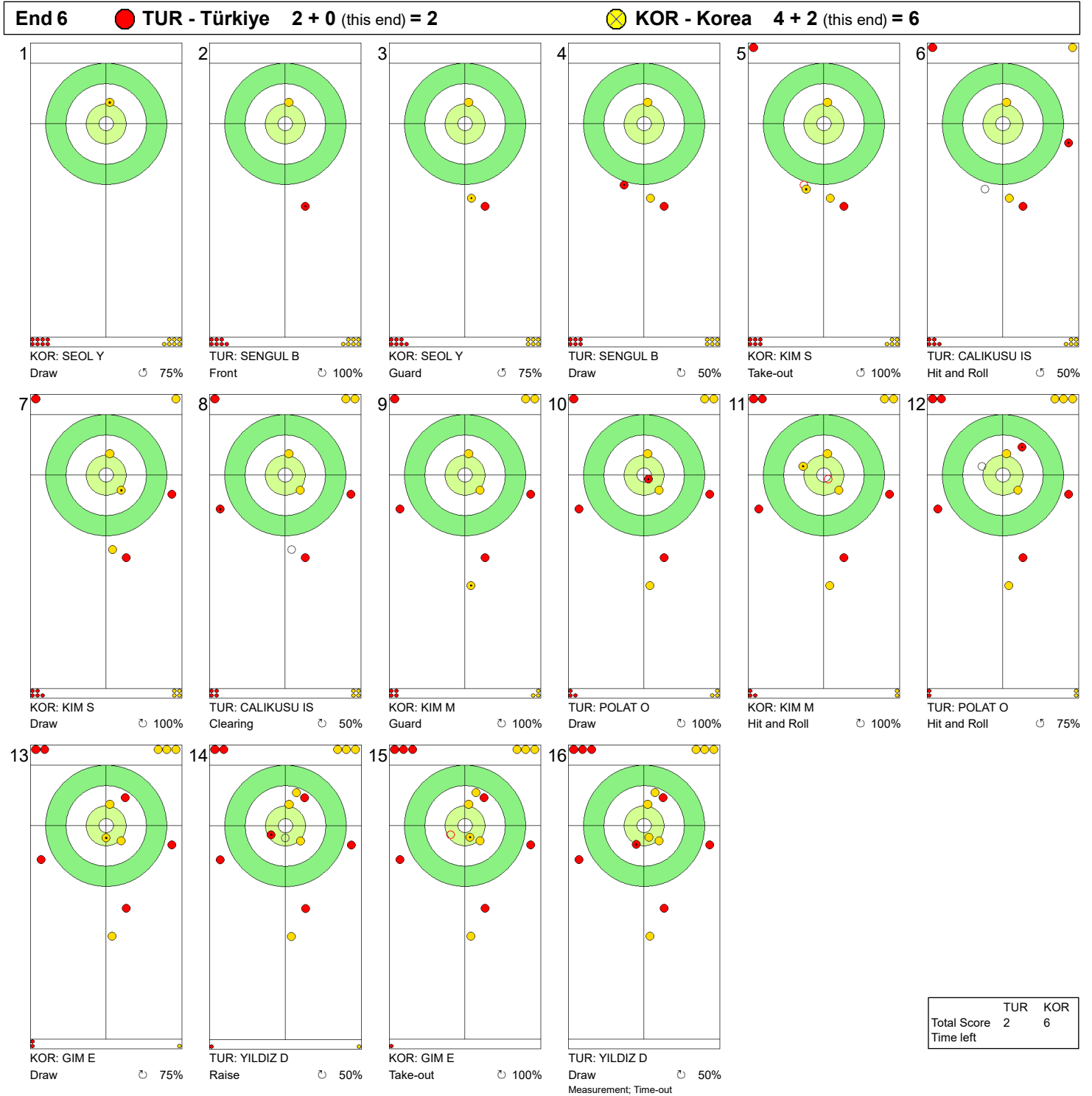
Legend:
 Clockwise Counter-clockwise - Not considered

TUE 19 MAR 2024
Start Time 19:00

Round Robin Session 11 - Sheet D

WORLD CURLING

Game - Shot by Shot



Legend:
 ↻ Clockwise ↺ Counter-clockwise - Not considered

TUE 19 MAR 2024
Start Time 19:00

Round Robin Session 11 - Sheet D

Game - Shot by Shot



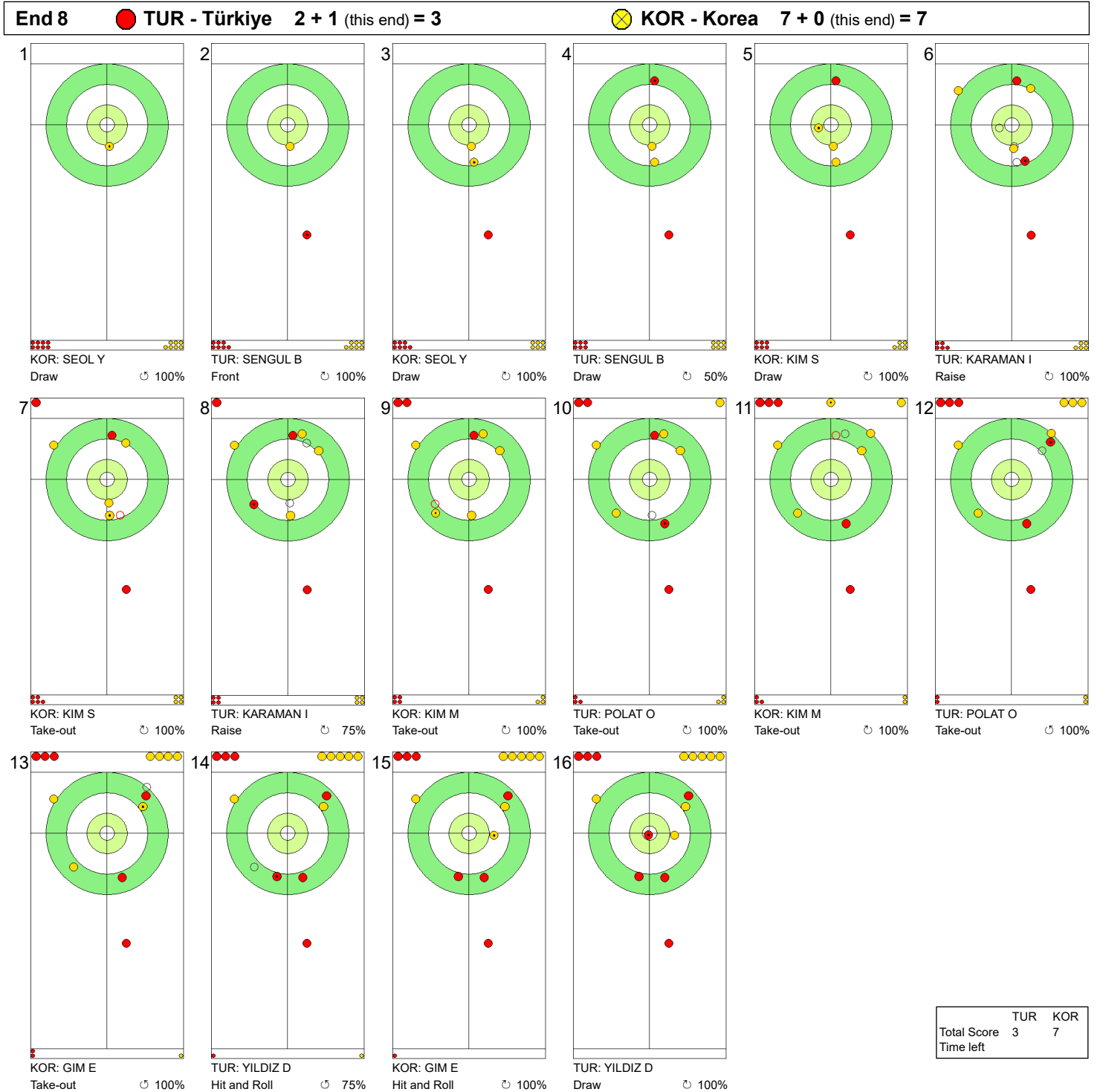
Legend:
 Clockwise Counter-clockwise - Not considered

TUE 19 MAR 2024
Start Time 19:00

Round Robin Session 11 - Sheet D

WORLD CURLING

Game - Shot by Shot



Legend:
 Clockwise Counter-clockwise - Not considered

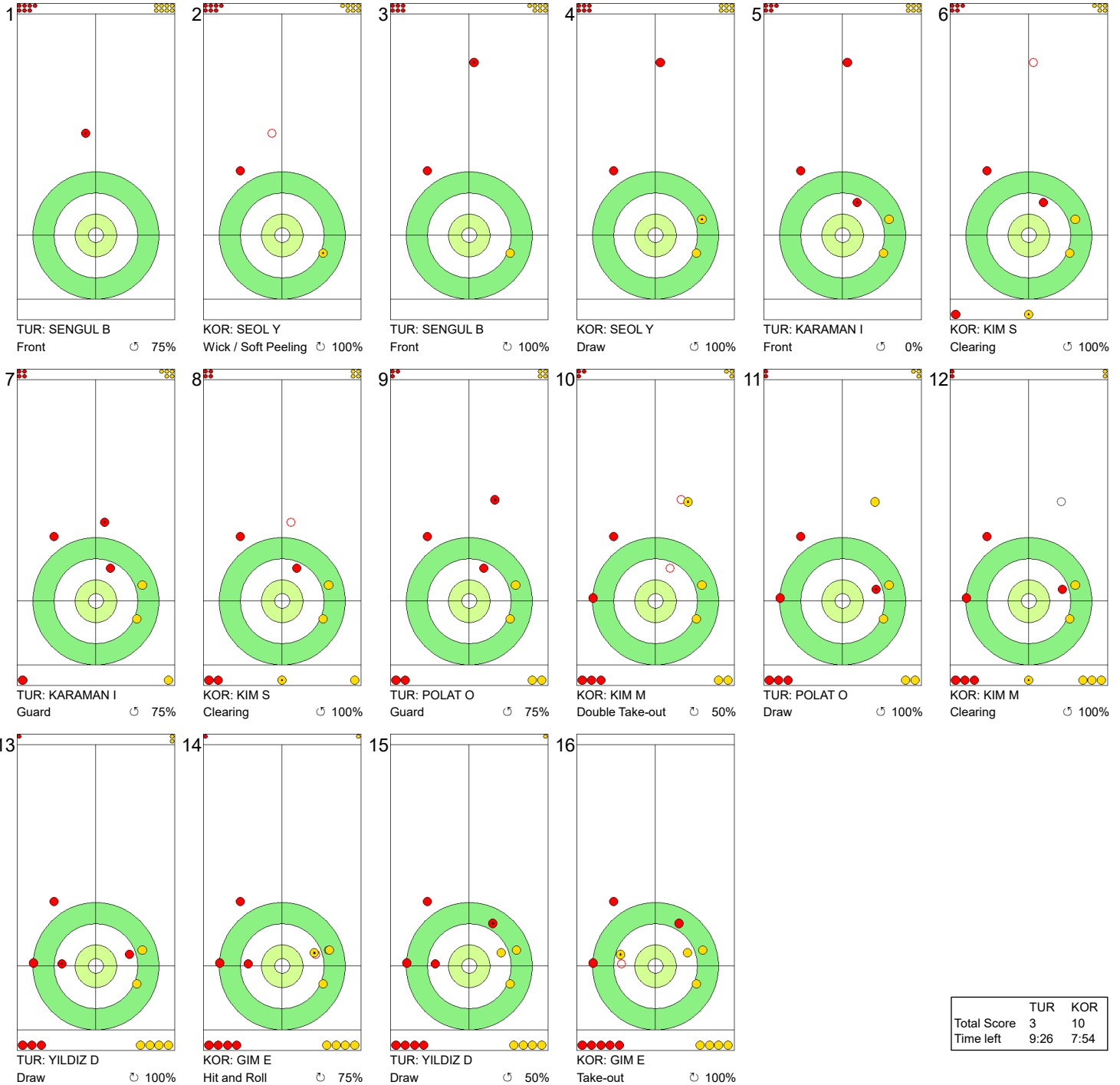
TUE 19 MAR 2024
Start Time 19:00

Round Robin Session 11 - Sheet D

WORLD CURLING

Game - Shot by Shot

End 9 **TUR - Türkiye** 3 + 0 (this end) = 3 **KOR - Korea** 7 + 3 (this end) = 10



	TUR	KOR
Total Score	3	10
Time left	9:26	7:54

Legend:
 Clockwise Counter-clockwise - Not considered

TUE 19 MAR 2024
Start Time 14:00

Round Robin Session 10

WORLD
CURLING

Session Results and Standings

Sheet	Team	LSD/LSFE	1	2	3	4	5	6	7	8	9	10	Extra Ends	Total
A	EST - Estonia	208.8cm *	1	0	0	1	0	2	0	X	X	X		4
	JPN - Japan	212.2cm	0	2	1	0	2	0	5	X	X	X		10
B	DEN - Denmark	126.4cm *	1	0	1	1	0	0	2	2	0	X		7
	USA - United States	222.4cm	0	2	0	0	0	1	0	0	1	X		4
C	ITA - Italy	122.9cm *	1	3	0	4	0	3	X	X	X	X		11
	NZL - New Zealand	222.6cm	0	0	1	0	2	0	X	X	X	X		3
D	SUI - Switzerland	177.2cm	1	0	0	2	1	0	1	0	1	X		6
	NOR - Norway	129.3cm *	0	0	1	0	0	1	0	1	0	X		3

Current Standings

Rank	Team	Games	Wins	Losses
1	SUI - Switzerland	6	6	0
2	CAN - Canada	5	5	0
3	DEN - Denmark	6	5	1
3	ITA - Italy	6	5	1
5	KOR - Korea	5	4	1
6	SWE - Sweden	6	3	3
7	JPN - Japan	6	2	4
7	NOR - Norway	6	2	4
7	USA - United States	6	2	4
10	EST - Estonia	6	1	5
10	NZL - New Zealand	6	1	5
10	SCO - Scotland	6	1	5
10	TUR - Türkiye	6	1	5

Attendance

Session: 913 Total: 15'362

Note:
Under WCF rules, tie-breaking rules for standings are not applied until after the last game of the round robin.

Legend:
LSD Last Stone Draw **LSFE(*)** Last Stone First End **X** Unplayed/unfinished end due to concession

TUE 19 MAR 2024
Start Time 14:00

Round Robin Session 10 - Sheet A

WORLD CURLING

Game Results

Sheet	Team	LSFE	1	2	3	4	5	6	7	8	9	10	Extra Ends	Total
A	EST - Estonia	*	1	0	0	1	0	2	0	X	X	X		4
	JPN - Japan		0	2	1	0	2	0	5	X	X	X		10

EST - Estonia		Shot Success	Game	All
4	TUVIKE Erika	70%	66%	
3	V LAIDSALU Kerli	79%	75%	
2	S TURMANN Liisa	79%	74%	
1	GROSSMANN Heili	77%	80%	
A	-	-	-	
Team Total		76%	74%	

JPN - Japan		Shot Success	Game	All
4	S UENO Miyu	84%	66%	
3	V KANAI Asuka	73%	74%	
2	NISHIMURO Junko	77%	73%	
1	UENO Yui	93%	91%	
A	RYOKAWA Mone	-	99%	
Team Total		82%	77%	

Last Stone Draw Distance

⌚	GROSSMANN Heili	9.2cm
⌚	TURMANN Liisa	199.6cm
Total		208.8cm

Last Stone Draw Distance

⌚	UENO Yui	199.6cm
⌚	KANAI Asuka	12.6cm
Total		212.2cm

Time remaining: 12 minutes 51 seconds

Time remaining: 16 minutes 10 seconds

Shot Success Analysis

EST - Estonia		⌚	⌚	Game
4 TUVIKE Erika	Draws	2 100%	4 63%	6 75%
	Take-outs	3 67%	5 65%	8 66%
	Total	5 80%	9 64%	14 70%
3 LAIDSALU Kerli	Draws	2 75%	8 84%	10 83%
	Take-outs	2 50%	2 88%	4 69%
	Total	4 63%	10 85%	14 79%
2 TURMANN Liisa	Draws	2 75%	3 83%	5 80%
	Take-outs	4 56%	5 95%	9 78%
	Total	6 63%	8 91%	14 79%
1 GROSSMANN Heili	Draws	5 90%	6 71%	11 80%
	Take-outs	2 50%	1 100%	3 67%
	Total	7 79%	7 75%	14 77%
A -	Draws	0 -	0 -	0 -
	Take-outs	0 -	0 -	0 -
	Total	0 -	0 -	0 -
Team	Draws	11 86%	21 76%	32 80%
	Take-outs	11 57%	13 83%	24 71%
	Total	22 72%	34 79%	56 76%

JPN - Japan		⌚	⌚	Game
4 UENO Miyu	Draws	3 75%	2 100%	5 85%
	Take-outs	0 -	9 83%	9 83%
	Total	3 75%	11 86%	14 84%
3 KANAI Asuka	Draws	0 -	3 58%	3 58%
	Take-outs	3 75%	8 78%	11 77%
	Total	3 75%	11 73%	14 73%
2 NISHIMURO Junko	Draws	1 100%	6 75%	7 79%
	Take-outs	3 75%	4 75%	7 75%
	Total	4 81%	10 75%	14 77%
1 UENO Yui	Draws	5 90%	7 93%	12 92%
	Take-outs	1 100%	1 100%	2 100%
	Total	6 92%	8 94%	14 93%
A RYOKAWA Mone	Draws	0 -	0 -	0 -
	Take-outs	0 -	0 -	0 -
	Total	0 -	0 -	0 -
Team	Draws	9 86%	18 82%	27 83%
	Take-outs	7 79%	22 81%	29 80%
	Total	16 83%	40 81%	56 82%

Note:
Position and function for each team member:
4 = Fourth, 3 = Third, 2 = Second, 1 = Lead, A = Alternate, S = Skip, V = Vice-Skip

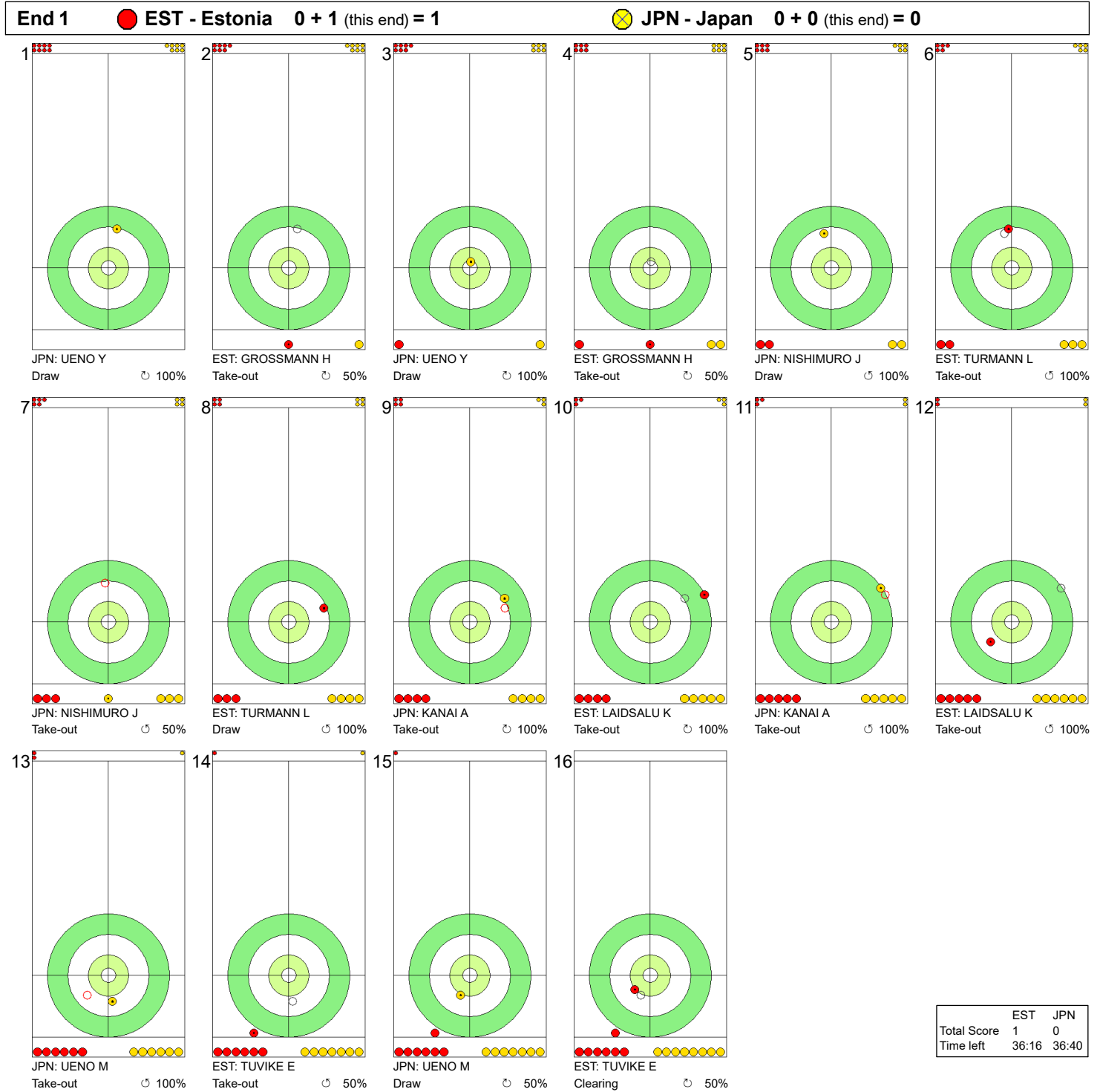
Legend:
⌚ Clockwise ⌚ Counter-clockwise LSFE(*) Last Stone First End
X Unplayed/unfinished end due to concession

TUE 19 MAR 2024
Start Time 14:00

Round Robin Session 10 - Sheet A

WORLD CURLING

Game - Shot by Shot

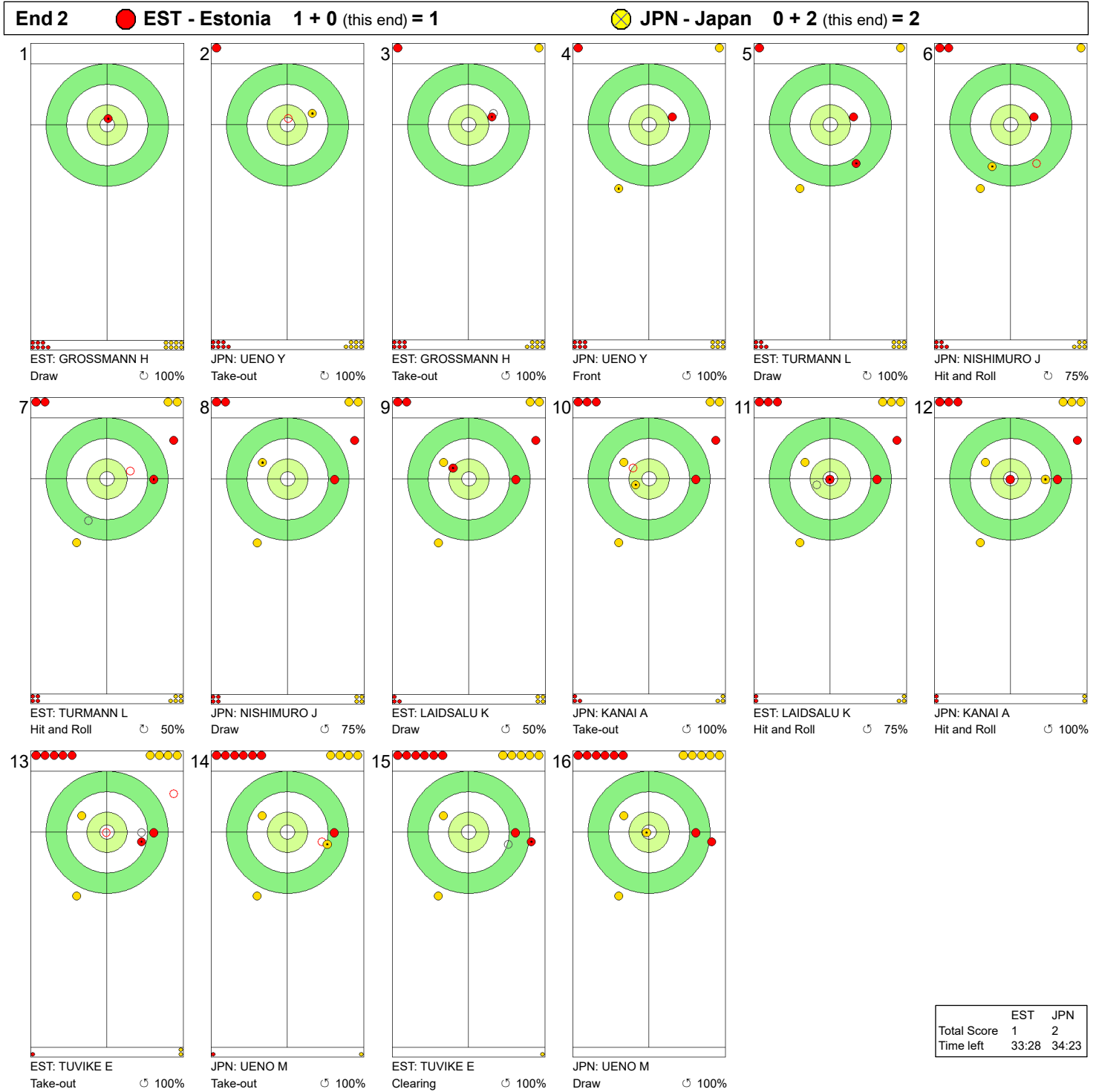


Legend:
 Clockwise
 Counter-clockwise
 - Not considered

TUE 19 MAR 2024
Start Time 14:00

Round Robin Session 10 - Sheet A

Game - Shot by Shot



	EST	JPN
Total Score	1	2
Time left	33:28	34:23

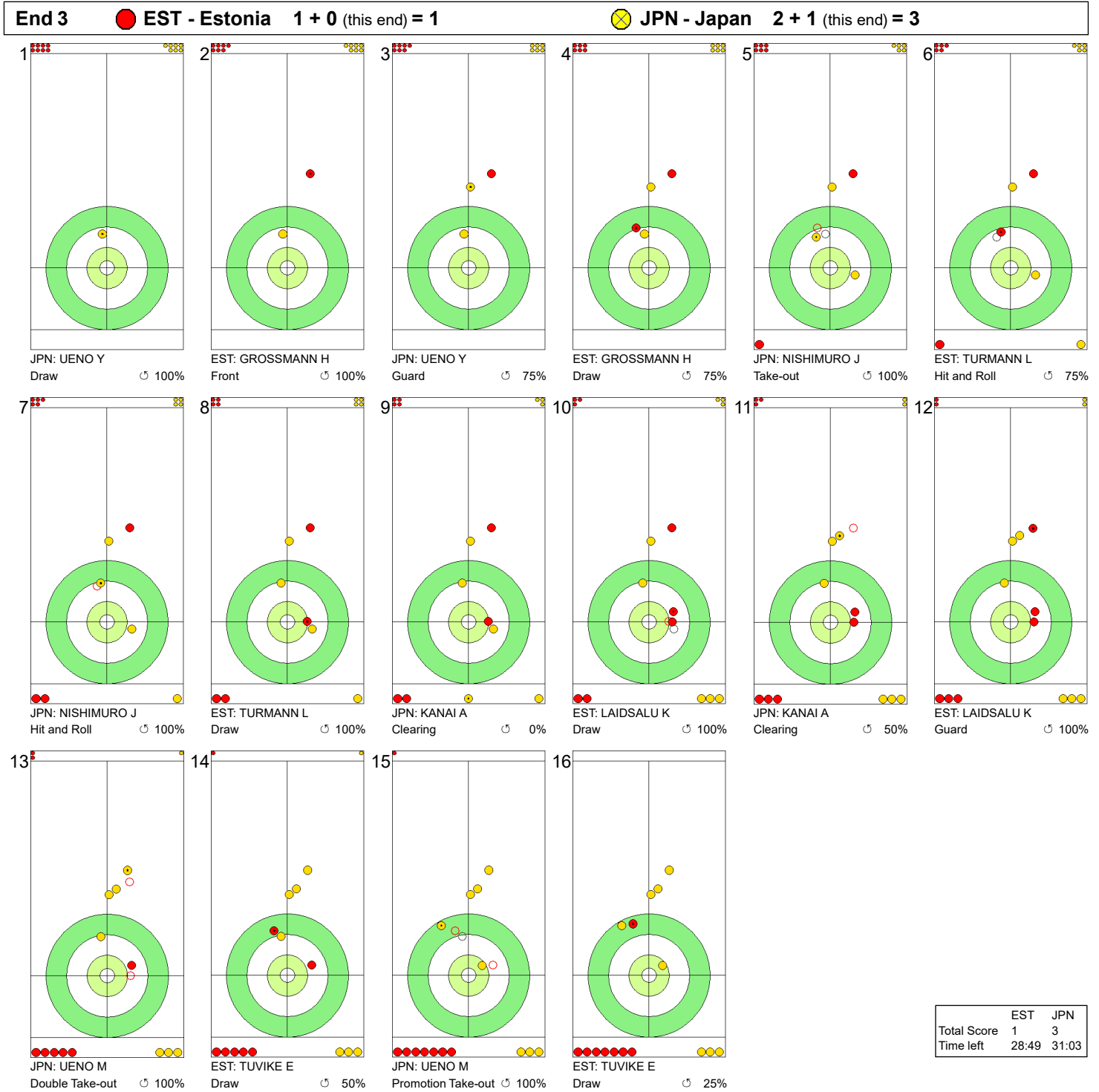
Legend:
 ↻ Clockwise ↺ Counter-clockwise - Not considered

TUE 19 MAR 2024
Start Time 14:00

Round Robin Session 10 - Sheet A

WORLD CURLING

Game - Shot by Shot



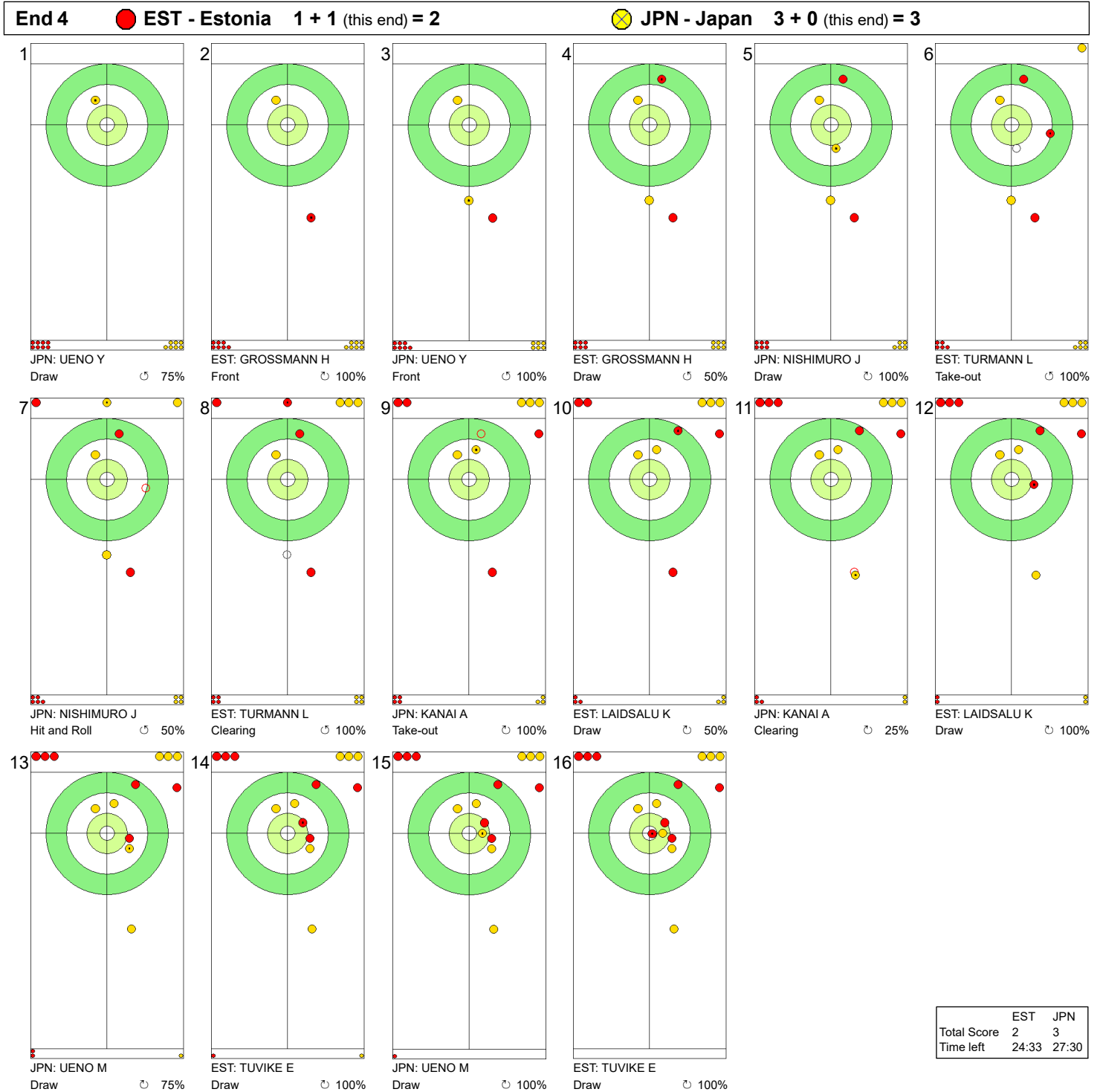
Legend:
 ↻ Clockwise ↺ Counter-clockwise - Not considered

TUE 19 MAR 2024
Start Time 14:00

Round Robin Session 10 - Sheet A

WORLD CURLING

Game - Shot by Shot



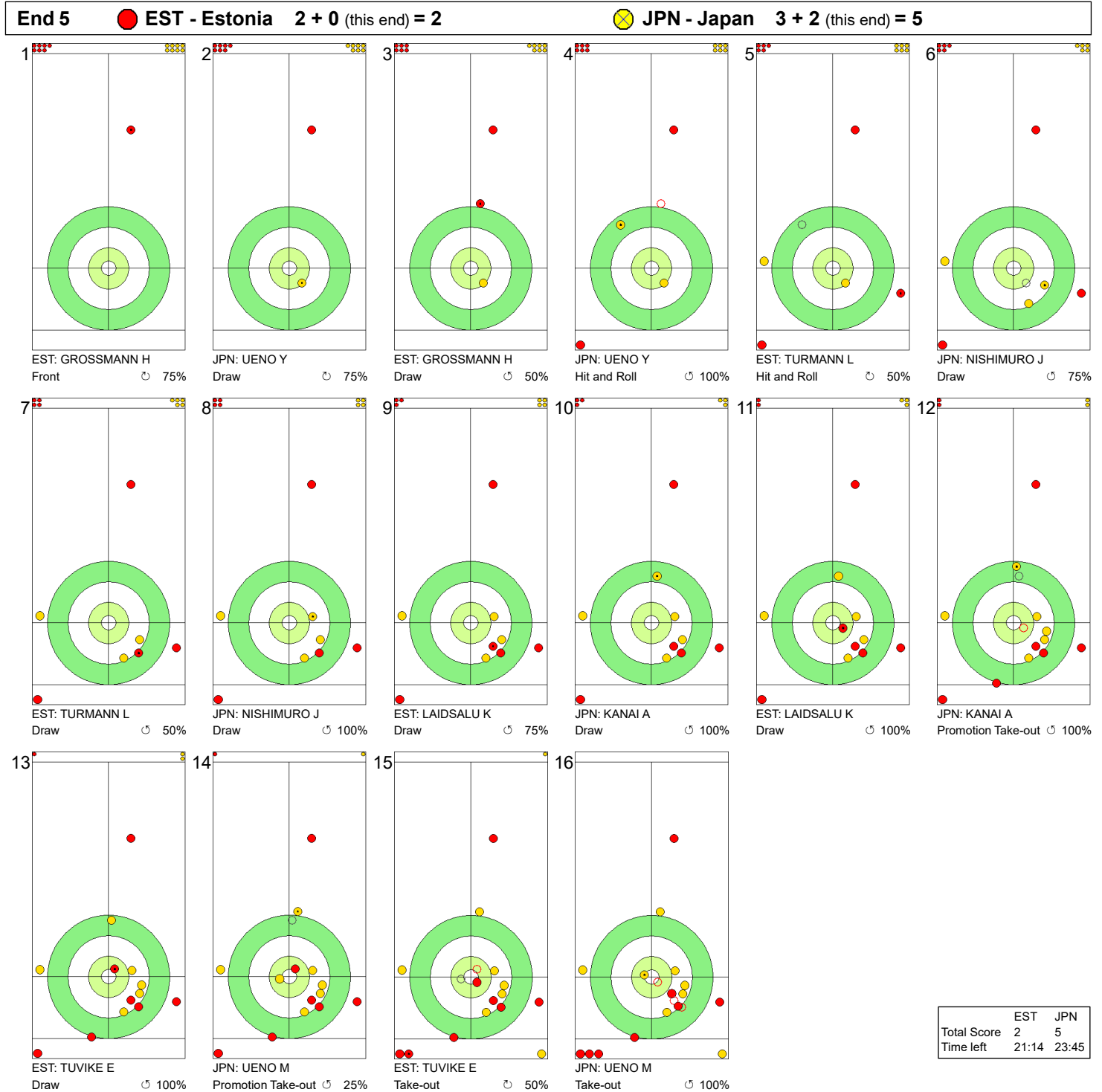
Legend:
 ↻ Clockwise ↺ Counter-clockwise - Not considered

TUE 19 MAR 2024
Start Time 14:00

Round Robin Session 10 - Sheet A

WORLD CURLING

Game - Shot by Shot



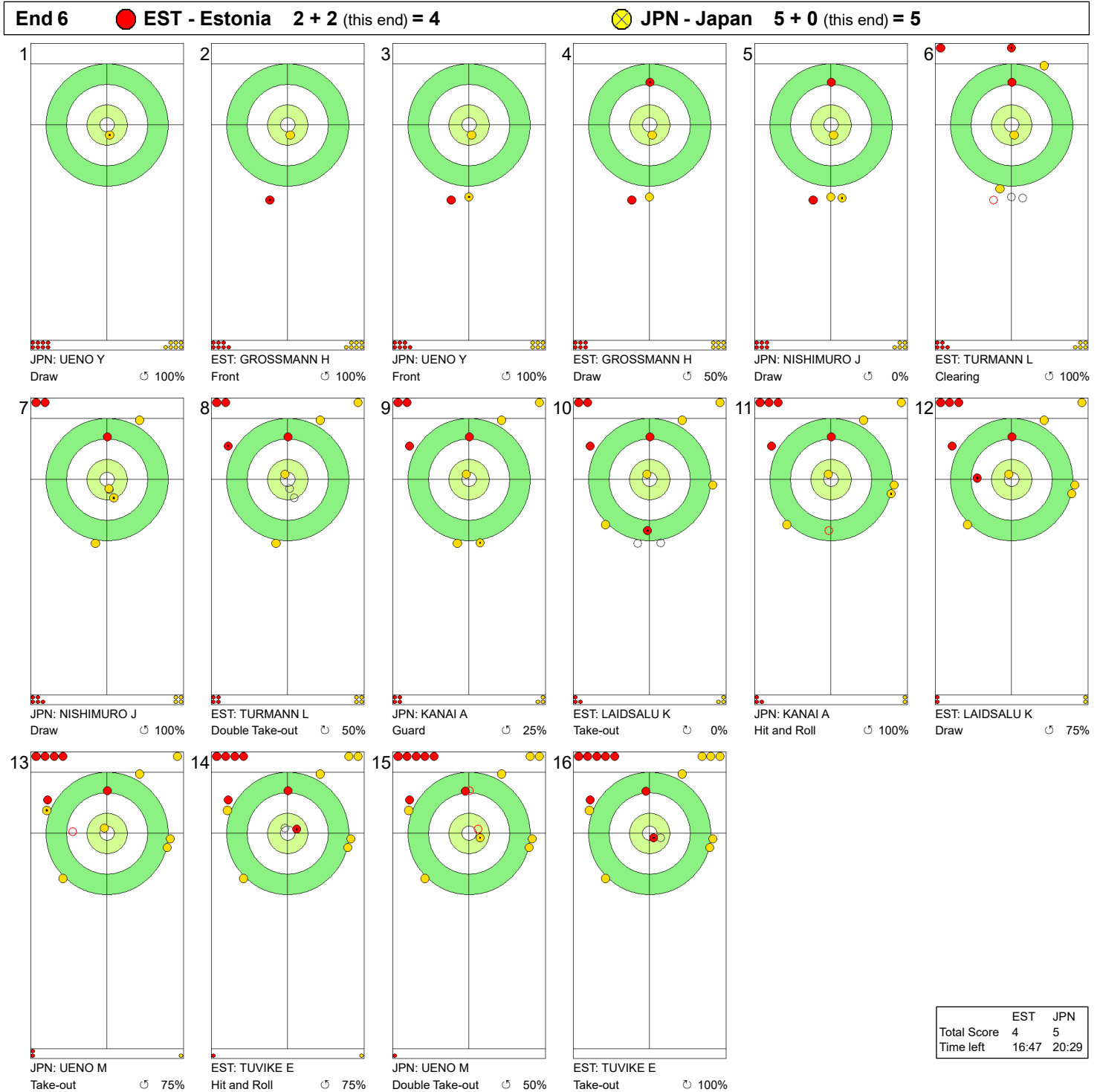
Legend:
 ↻ Clockwise ↺ Counter-clockwise - Not considered

TUE 19 MAR 2024
Start Time 14:00

Round Robin Session 10 - Sheet A

WORLD CURLING

Game - Shot by Shot



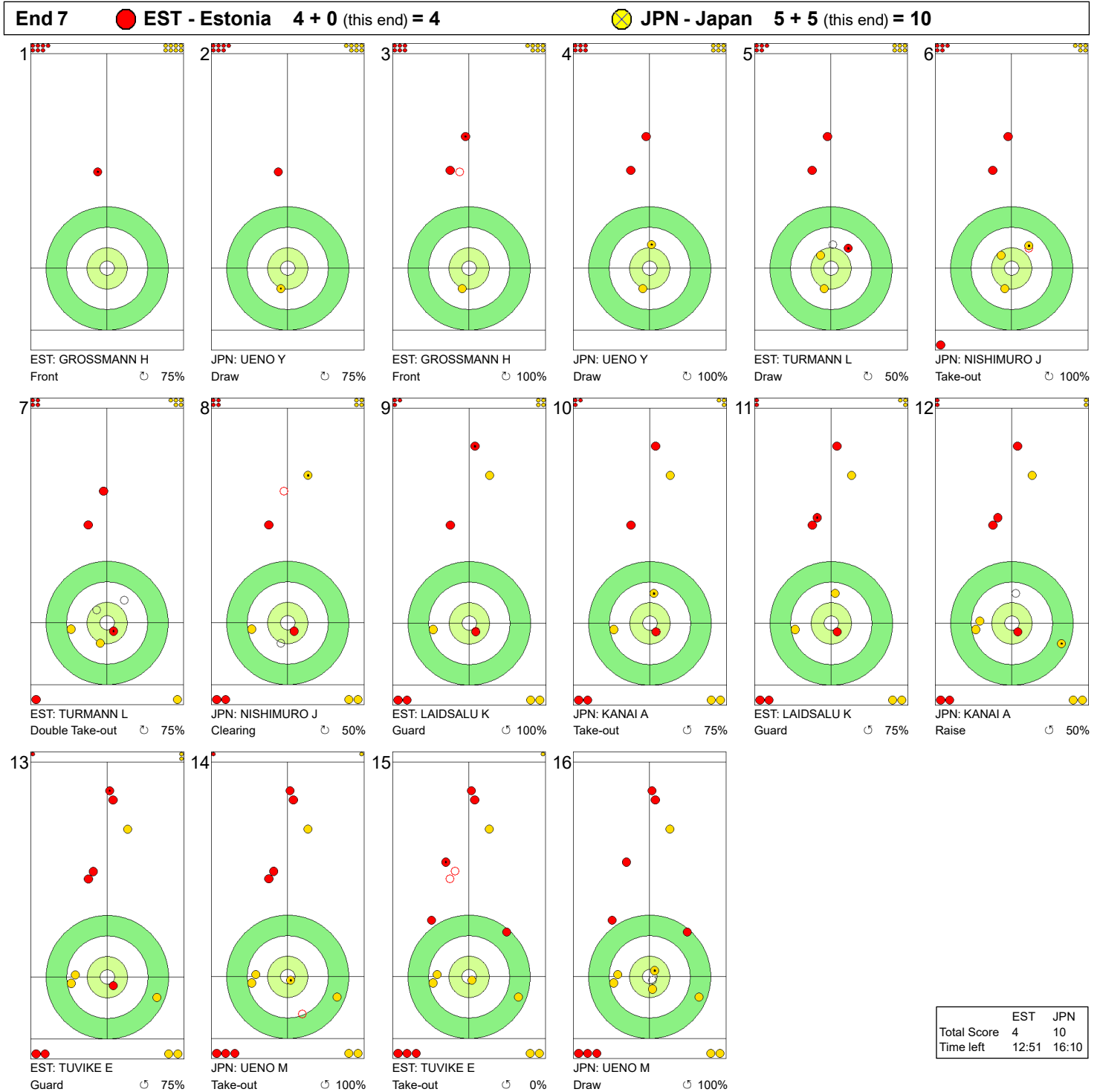
Legend:
 ↻ Clockwise ↺ Counter-clockwise - Not considered

TUE 19 MAR 2024
Start Time 14:00

Round Robin Session 10 - Sheet A

WORLD CURLING

Game - Shot by Shot



Legend:
 ↻ Clockwise ↺ Counter-clockwise - Not considered

TUE 19 MAR 2024
Start Time 14:00

Round Robin Session 10 - Sheet B

Game Results

Sheet	Team	LSFE	1	2	3	4	5	6	7	8	9	10	Extra Ends	Total
B	DEN - Denmark	*	1	0	1	1	0	0	2	2	0	X		7
	USA - United States		0	2	0	0	0	1	0	0	1	X		4

DEN - Denmark		Shot Success	Game	All
4 S	DUPONT Madeleine	75%	71%	
3 V	HALSE Mathilde	91%	84%	
2	LANDER Jasmin	90%	85%	
1	DUPONT Denise	91%	82%	
A	LARSEN My	-	79%	
Team Total		87%	80%	

USA - United States		Shot Success	Game	All
4 S	PETERSON Tabitha	76%	76%	
3 V	THIESSE Cory	83%	79%	
2	PETERSON Tara	79%	84%	
1	HAMILTON Becca	88%	84%	
A	PERSINGER Vicky	-	-	
Team Total		81%	81%	

Last Stone Draw Distance

⌚	DUPONT Madeleine	84.1cm
⌚	DUPONT Denise	42.3cm
Total		126.4cm

Last Stone Draw Distance

⌚	PETERSON Tabitha	22.8cm
⌚	PETERSON Tara	199.6cm
Total		222.4cm

Time remaining: 9 minutes 3 seconds

Time remaining: 2 minutes 21 seconds

Shot Success Analysis

DEN - Denmark		⌚	⌚	Game
4	DUPONT Madeleine	Draws 4 50%	6 75%	10 65%
	Take-outs 2 75%	7 89%	9 86%	
	Total 6 58%	13 83%	19 75%	
3	HALSE Mathilde	Draws 2 88%	1 100%	3 92%
	Take-outs 8 97%	9 86%	17 91%	
	Total 10 95%	10 88%	20 91%	
2	LANDER Jasmin	Draws 4 94%	4 69%	8 81%
	Take-outs 5 100%	7 93%	12 96%	
	Total 9 97%	11 84%	20 90%	
1	DUPONT Denise	Draws 8 88%	8 97%	16 92%
	Take-outs 2 75%	1 100%	3 83%	
	Total 10 85%	9 97%	19 91%	
A	LARSEN My	Draws 0 -	0 -	0 -
	Take-outs 0 -	0 -	0 -	
	Total 0 -	0 -	0 -	
Team	Draws 18 81%	19 84%	37 82%	
	Take-outs 17 93%	24 90%	41 91%	
	Total 35 86%	43 87%	78 87%	

USA - United States		⌚	⌚	Game
4	PETERSON Tabitha	Draws 7 89%	2 50%	9 81%
	Take-outs 4 88%	4 56%	8 72%	
	Total 11 89%	6 54%	17 76%	
3	THIESSE Cory	Draws 4 63%	3 67%	7 64%
	Take-outs 4 75%	9 100%	13 92%	
	Total 8 69%	12 92%	20 83%	
2	PETERSON Tara	Draws 4 88%	4 69%	8 78%
	Take-outs 5 85%	7 75%	12 79%	
	Total 9 86%	11 73%	20 79%	
1	HAMILTON Becca	Draws 10 90%	6 100%	16 94%
	Take-outs 3 83%	1 0%	4 63%	
	Total 13 88%	7 86%	20 88%	
A	PERSINGER Vicky	Draws 0 -	0 -	0 -
	Take-outs 0 -	0 -	0 -	
	Total 0 -	0 -	0 -	
Team	Draws 25 85%	15 78%	40 83%	
	Take-outs 16 83%	21 79%	37 80%	
	Total 41 84%	36 78%	77 81%	

Note:
Position and function for each team member:
4 = Fourth, 3 = Third, 2 = Second, 1 = Lead, A = Alternate, S = Skip, V = Vice-Skip

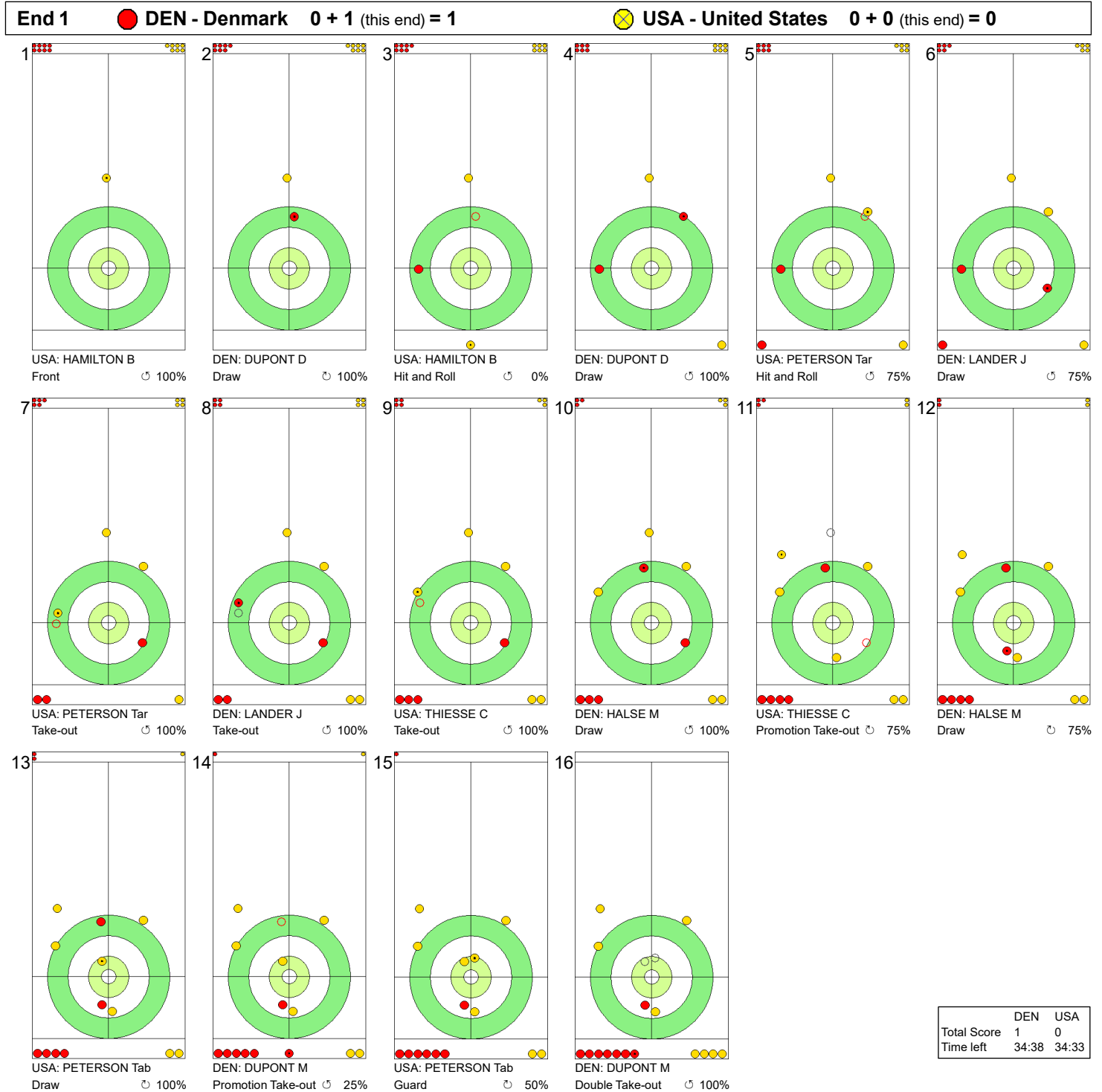
Legend:
⌚ Clockwise ⌚ Counter-clockwise LSFE(*) Last Stone First End
X Unplayed/unfinished end due to concession

TUE 19 MAR 2024
Start Time 14:00

Round Robin Session 10 - Sheet B

WORLD CURLING

Game - Shot by Shot



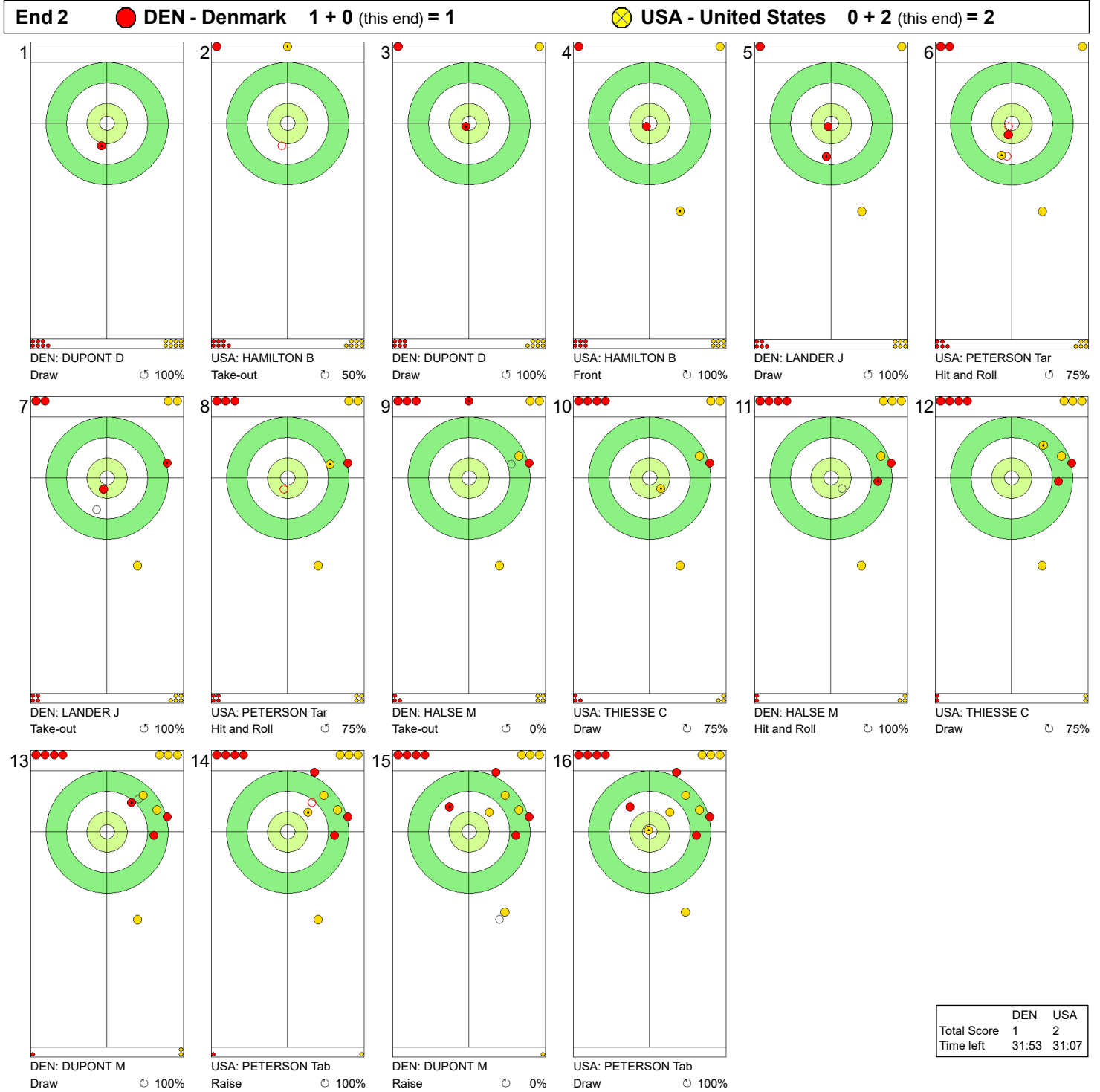
Legend:
 Clockwise
 Counter-clockwise
 - Not considered

TUE 19 MAR 2024
Start Time 14:00

Round Robin Session 10 - Sheet B

WORLD CURLING

Game - Shot by Shot

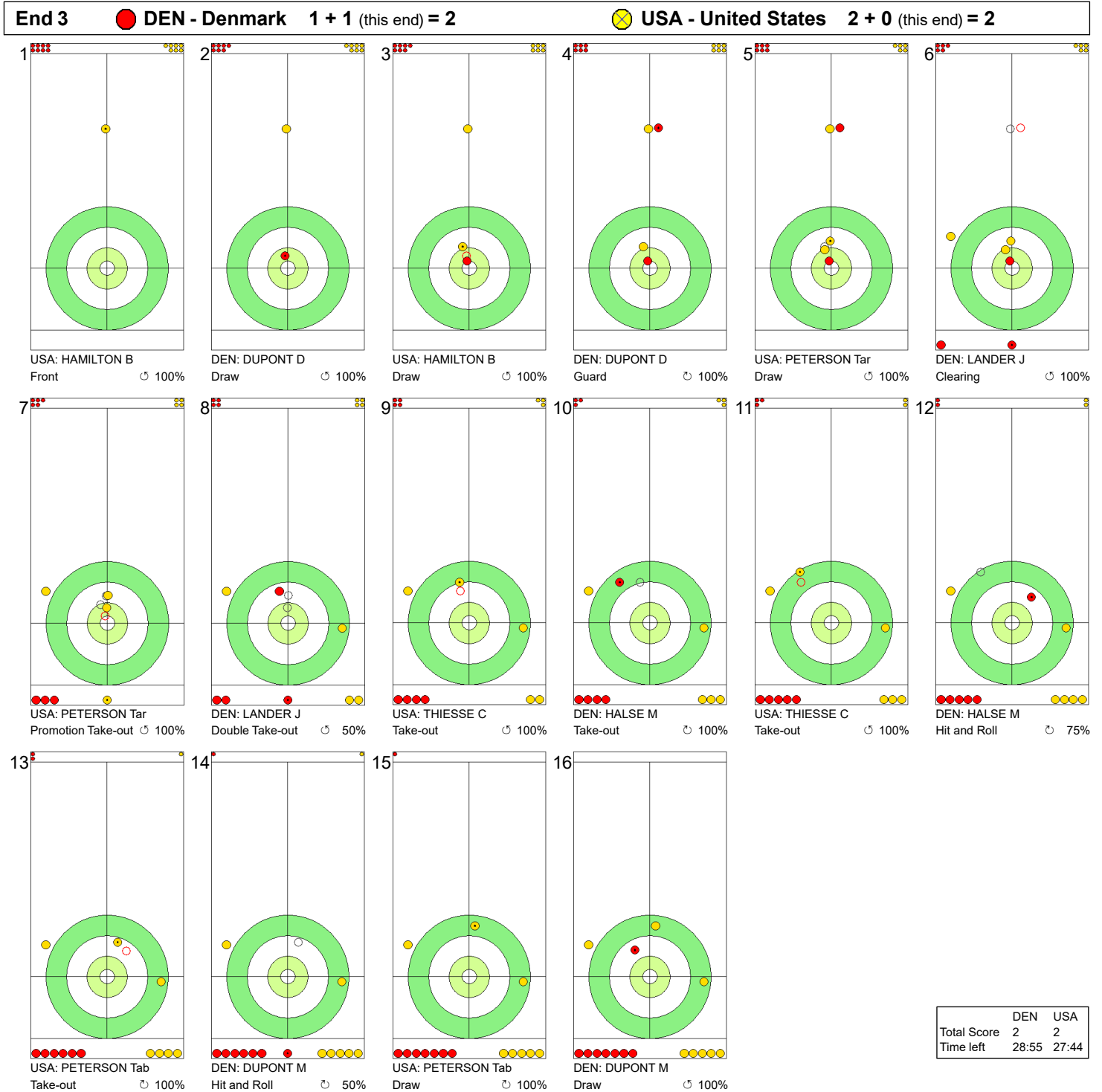


Legend:
 ↻ Clockwise ↺ Counter-clockwise - Not considered

TUE 19 MAR 2024
Start Time 14:00

Round Robin Session 10 - Sheet B

Game - Shot by Shot



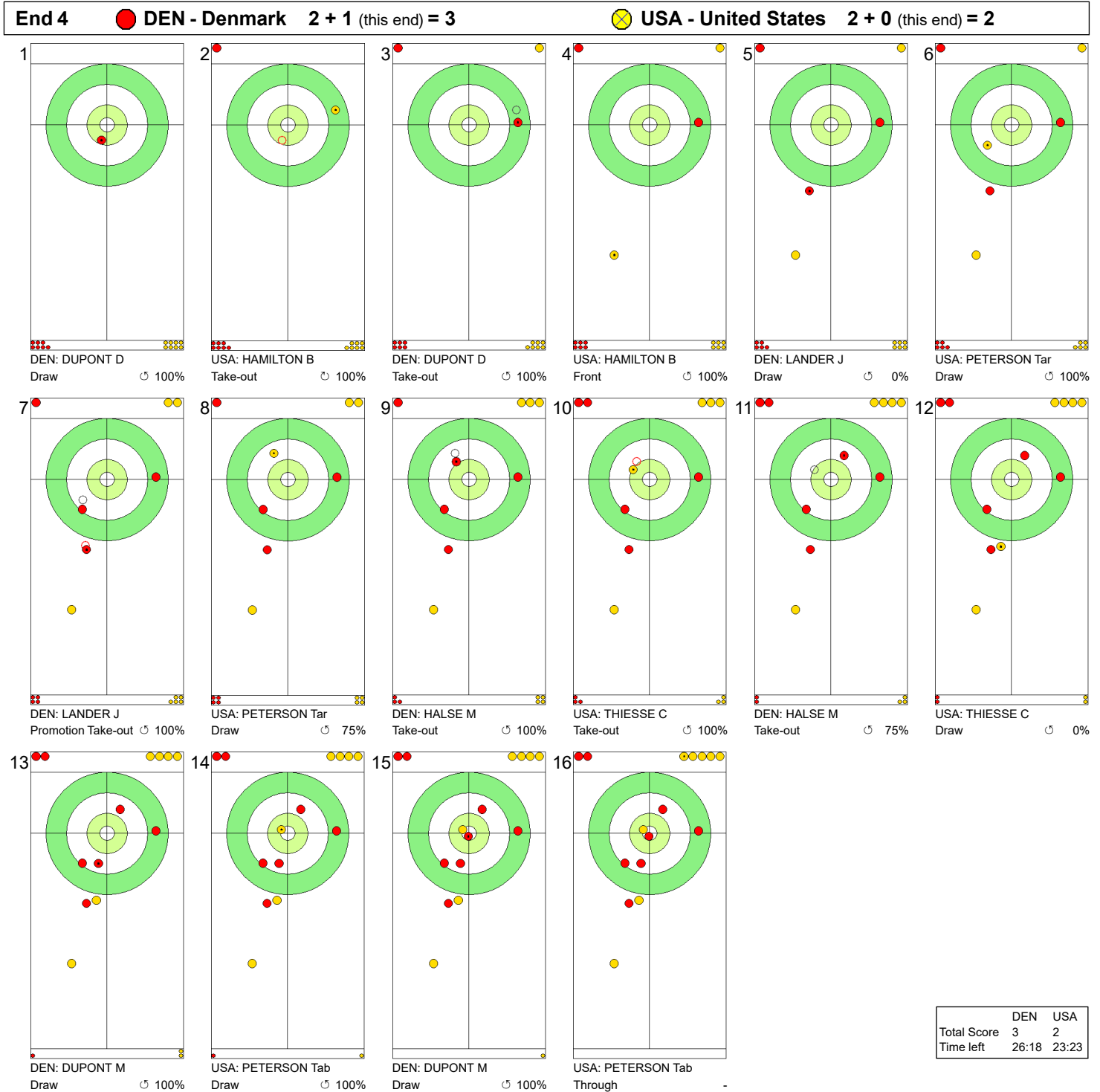
	DEN	USA
Total Score	2	2
Time left	28:55	27:44

Legend:
 ⌚ Clockwise ⌚ Counter-clockwise - Not considered

TUE 19 MAR 2024
Start Time 14:00

Round Robin Session 10 - Sheet B

Game - Shot by Shot



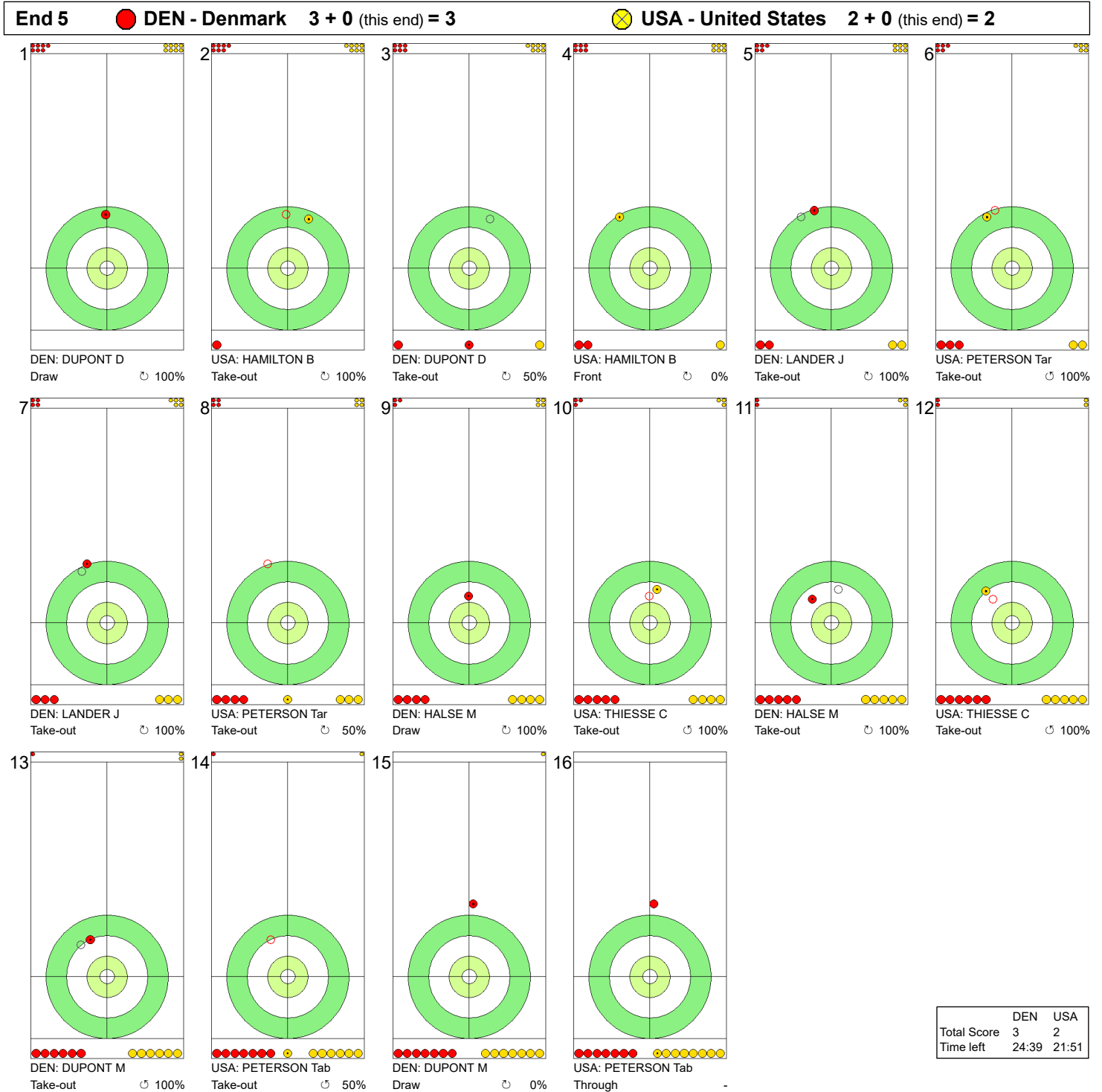
Legend:
 ↻ Clockwise ↺ Counter-clockwise - Not considered

TUE 19 MAR 2024
Start Time 14:00

Round Robin Session 10 - Sheet B

WORLD CURLING

Game - Shot by Shot



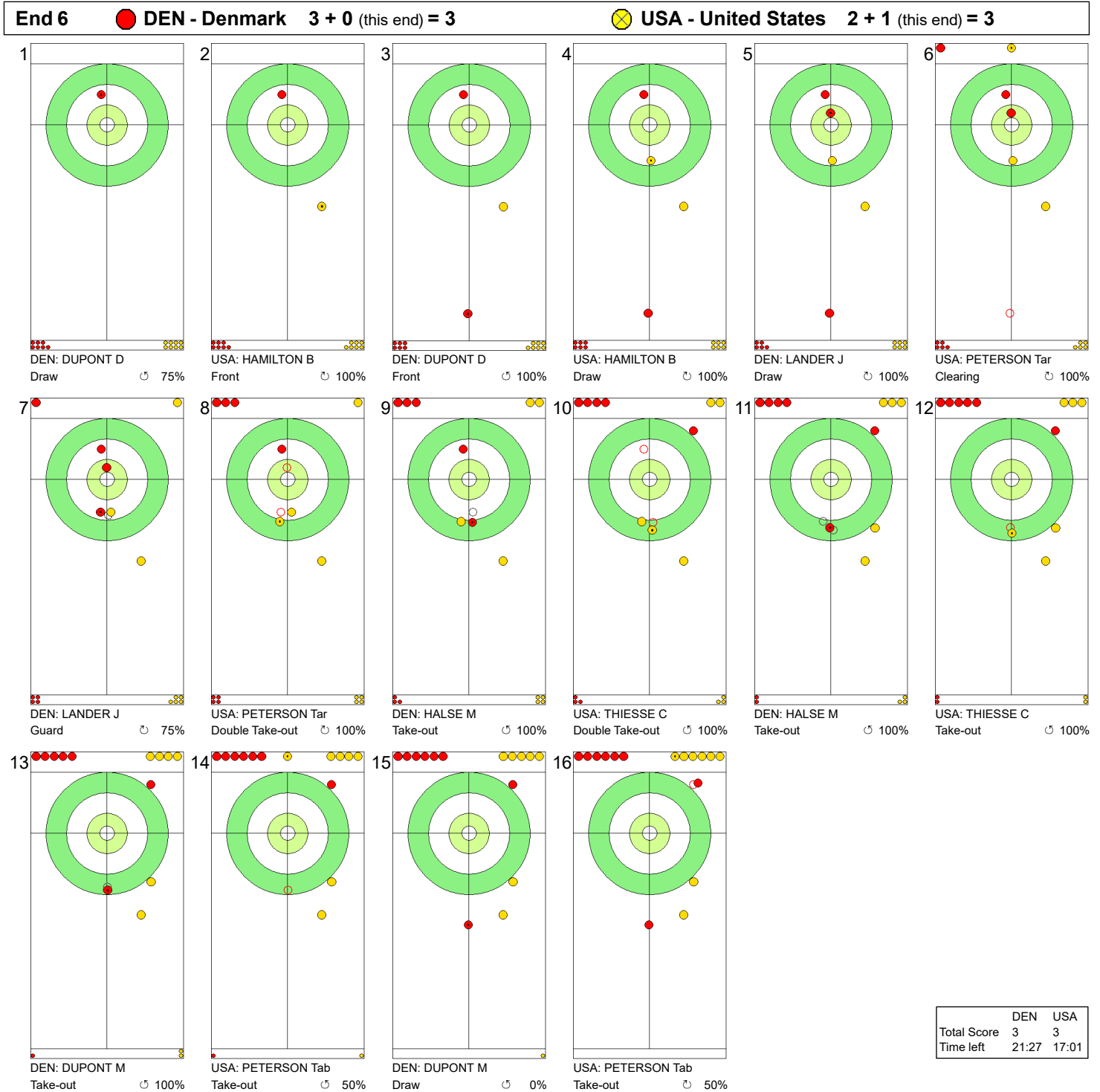
Legend:
 ↻ Clockwise ↺ Counter-clockwise - Not considered

TUE 19 MAR 2024
Start Time 14:00

Round Robin Session 10 - Sheet B

WORLD CURLING

Game - Shot by Shot



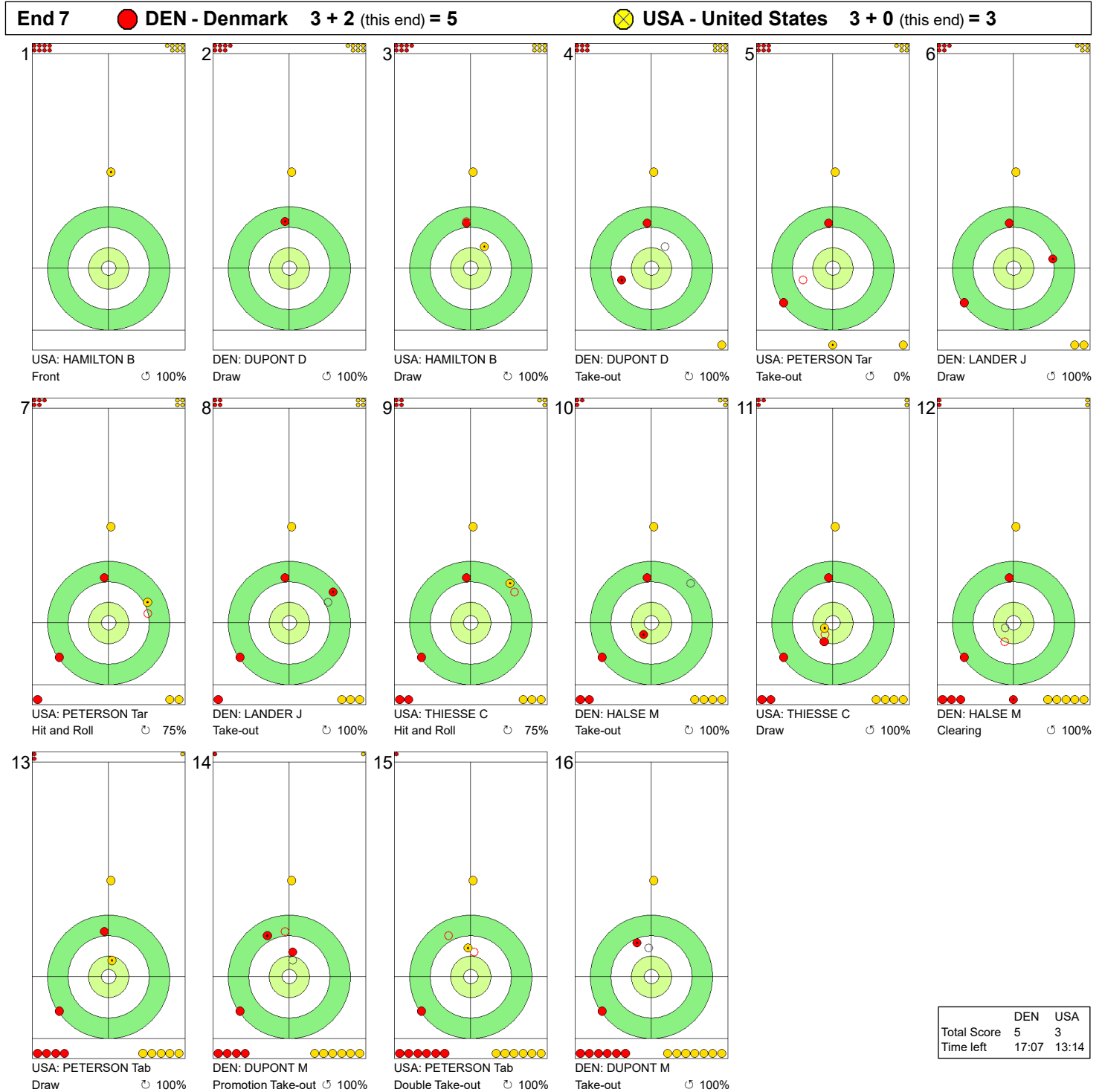
Legend:
 ↻ Clockwise ↺ Counter-clockwise - Not considered

TUE 19 MAR 2024
Start Time 14:00

Round Robin Session 10 - Sheet B

WORLD
CURLING

Game - Shot by Shot

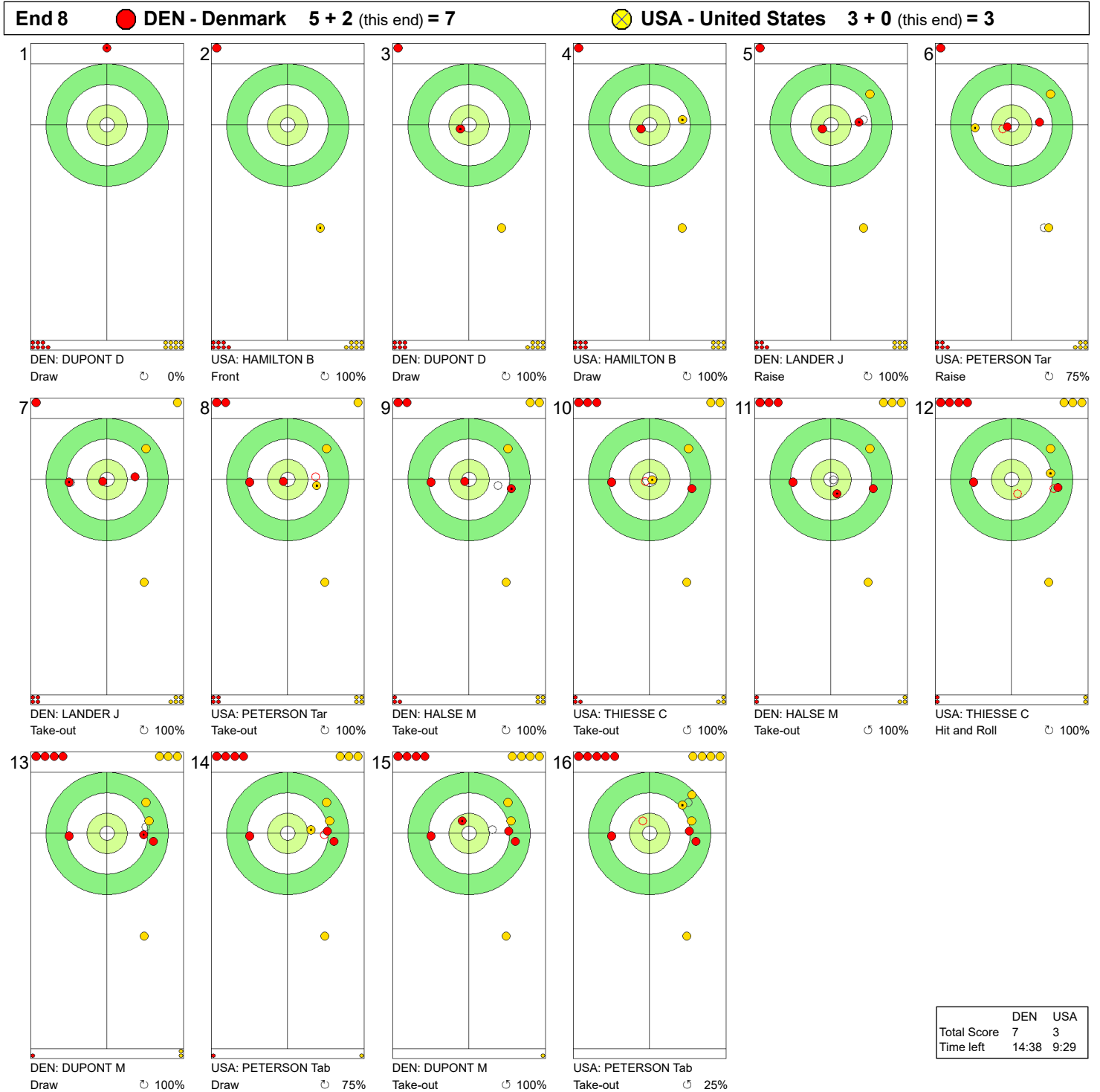


Legend:
↻ Clockwise ↺ Counter-clockwise - Not considered

TUE 19 MAR 2024
Start Time 14:00

Round Robin Session 10 - Sheet B

Game - Shot by Shot



	DEN	USA
Total Score	7	3
Time left	14:38	9:29

Legend:
 ↻ Clockwise ↺ Counter-clockwise - Not considered

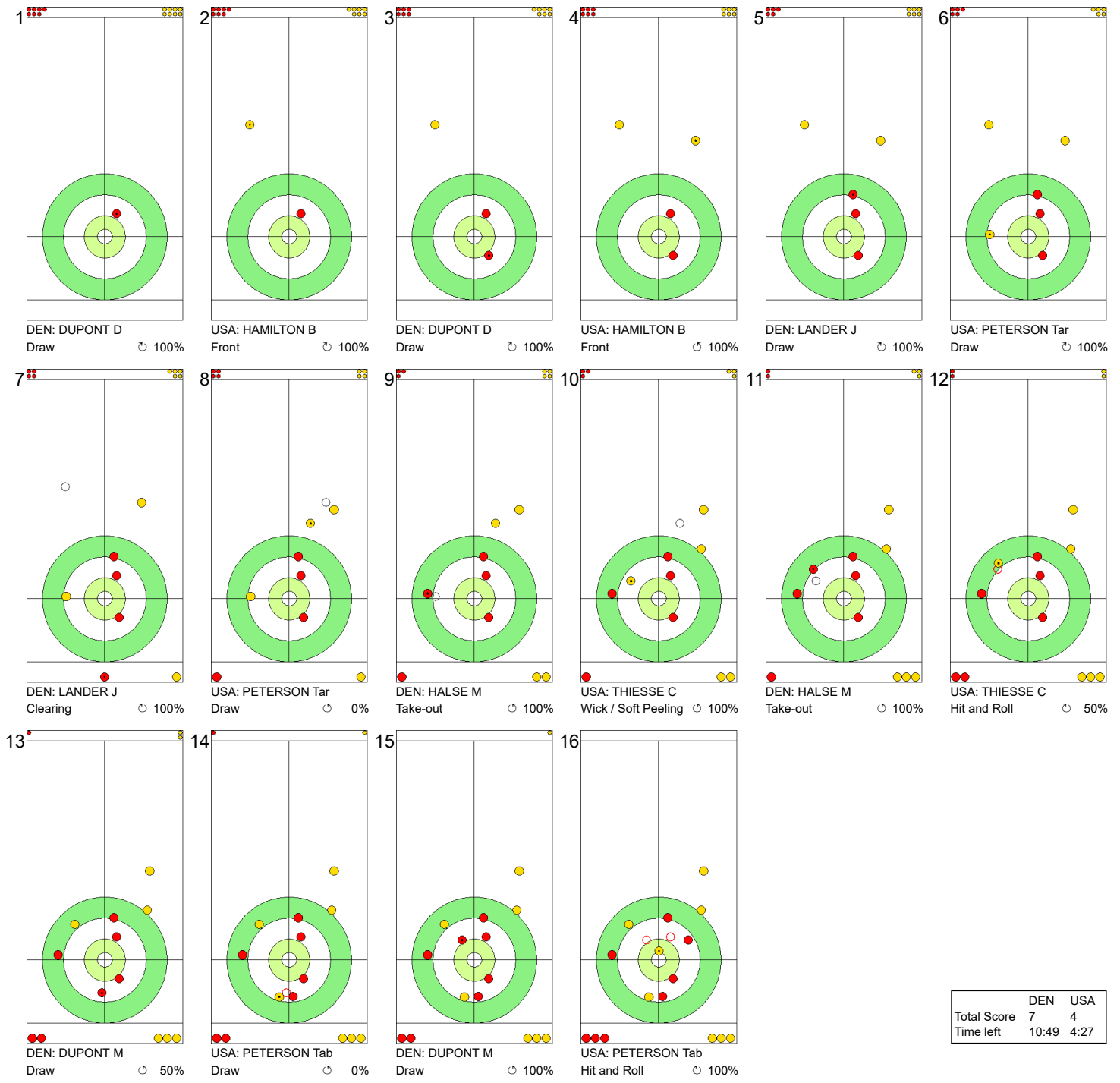
TUE 19 MAR 2024
Start Time 14:00

Round Robin Session 10 - Sheet B

WORLD CURLING

Game - Shot by Shot

End 9 ● **DEN - Denmark** 7 + 0 (this end) = 7 ⊗ **USA - United States** 3 + 1 (this end) = 4



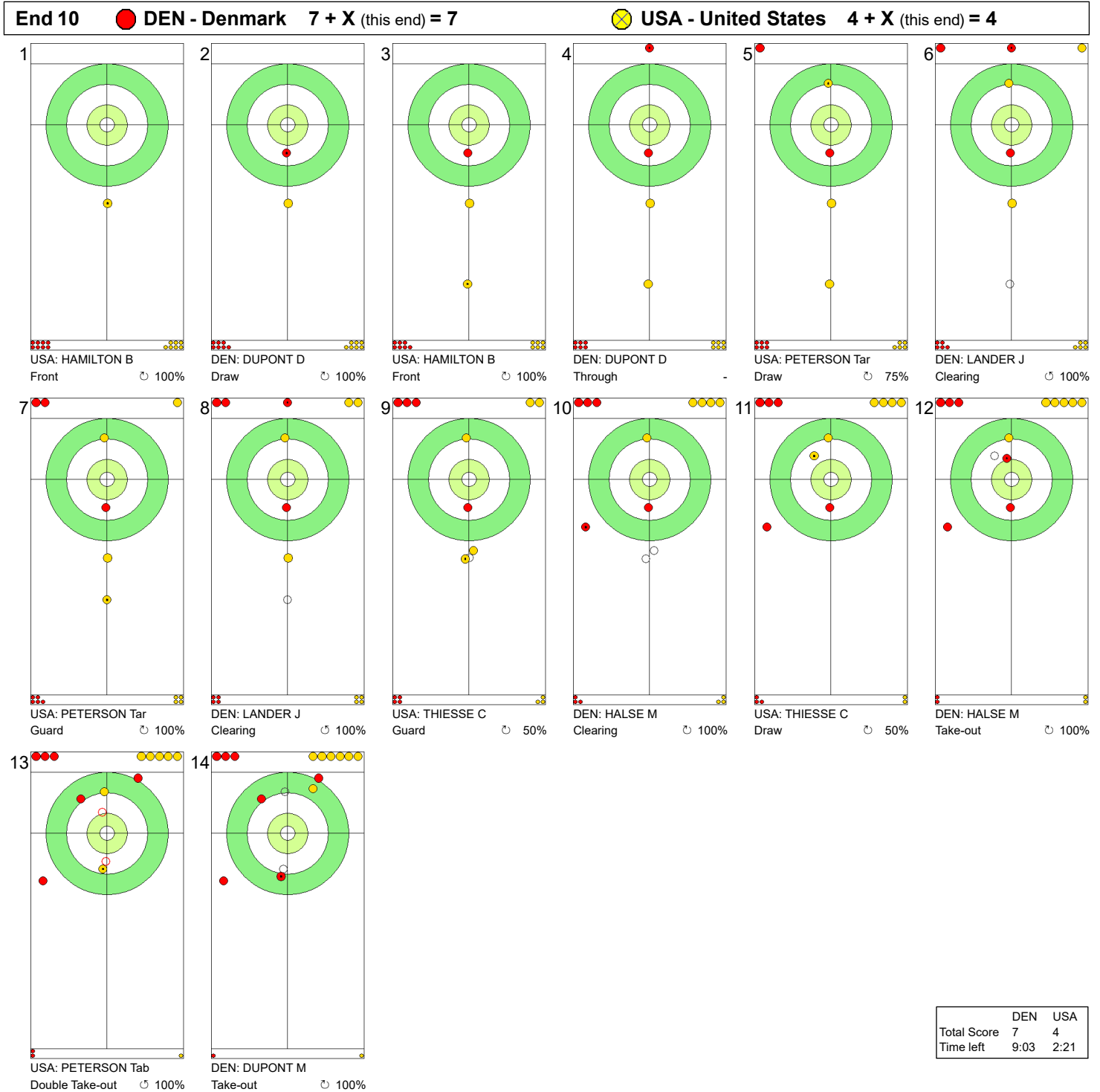
	DEN	USA
Total Score	7	4
Time left	10:49	4:27

Legend:
 ↻ Clockwise ↺ Counter-clockwise - Not considered

TUE 19 MAR 2024
Start Time 14:00

Round Robin Session 10 - Sheet B

Game - Shot by Shot



	DEN	USA
Total Score	7	4
Time left	9:03	2:21

Legend:
 ↻ Clockwise ↺ Counter-clockwise - Not considered
 X Unfinished end due to concession

TUE 19 MAR 2024
Start Time 14:00

Round Robin Session 10 - Sheet C

Game Results

Sheet	Team	LSFE	1	2	3	4	5	6	7	8	9	10	Extra Ends	Total
C	ITA - Italy	*	1	3	0	4	0	3	X	X	X	X		11
	NZL - New Zealand		0	0	1	0	2	0	X	X	X	X		3

ITA - Italy		Shot Success	Game	All
4 S	CONSTANTINI Stefania	88%		87%
3	MATHIS Elena	68%		80%
2	ROMEI Angela	98%		87%
1 V	ZARDINI LACEDELLI Giulia	98%		91%
A	LO DESERTO Marta	100%		100%
Team Total		89%		86%

NZL - New Zealand		Shot Success	Game	All
4 S	SMITH Jessica	56%		64%
3	SMITH Courtney	63%		66%
2 V	BECKER Bridget	58%		65%
1	THOMPSON Holly	85%		76%
A	THURLOW Natalie	-		-
Team Total		66%		68%

Last Stone Draw Distance

⌚	ROMEI Angela	56.7cm
⌚	MATHIS Elena	66.2cm
Total		122.9cm

Last Stone Draw Distance

⌚	SMITH Courtney	36.5cm
⌚	BECKER Bridget	186.1cm
Total		222.6cm

Time remaining: 15 minutes 38 seconds

Time remaining: 14 minutes 32 seconds

LO DESERTO M replaced MATHIS E at the beginning of end 6

Shot Success Analysis

ITA - Italy		⌚	⌚	Game
4	CONSTANTINI Stefania	Draws	5 95%	2 100% 7 96%
		Take-outs	1 0%	4 94% 5 75%
		Total	6 79%	6 96% 12 88%
3	MATHIS Elena	Draws	1 50%	2 75% 3 67%
		Take-outs	3 58%	4 75% 7 68%
		Total	4 56%	6 75% 10 68%
2	ROMEI Angela	Draws	2 100%	2 100% 4 100%
		Take-outs	1 100%	7 96% 8 97%
		Total	3 100%	9 97% 12 98%
1	ZARDINI LACEDELLI Giulia	Draws	3 100%	7 96% 10 98%
		Take-outs	0 -	1 100% 1 100%
		Total	3 100%	8 97% 11 98%
A	LO DESERTO Marta	Draws	0 -	0 - 0 -
		Take-outs	1 100%	1 100% 2 100%
		Total	1 100%	1 100% 2 100%
Team		Draws	11 93%	13 94% 24 94%
		Take-outs	6 63%	17 91% 23 84%
		Total	17 82%	30 93% 47 89%

NZL - New Zealand		⌚	⌚	Game
4	SMITH Jessica	Draws	2 0%	1 0% 3 0%
		Take-outs	4 69%	5 80% 9 75%
		Total	6 46%	6 67% 12 56%
3	SMITH Courtney	Draws	5 80%	1 100% 6 83%
		Take-outs	3 58%	3 25% 6 42%
		Total	8 72%	4 44% 12 63%
2	BECKER Bridget	Draws	5 70%	4 56% 9 64%
		Take-outs	1 50%	2 38% 3 42%
		Total	6 67%	6 50% 12 58%
1	THOMPSON Holly	Draws	7 93%	5 75% 12 85%
		Take-outs	0 -	0 - 0 -
		Total	7 93%	5 75% 12 85%
A	THURLOW Natalie	Draws	0 -	0 - 0 -
		Take-outs	0 -	0 - 0 -
		Total	0 -	0 - 0 -
Team		Draws	19 74%	11 64% 30 70%
		Take-outs	8 63%	10 55% 18 58%
		Total	27 70%	21 60% 48 66%

Note:
Position and function for each team member:
4 = Fourth, 3 = Third, 2 = Second, 1 = Lead, A = Alternate, S = Skip, V = Vice-Skip

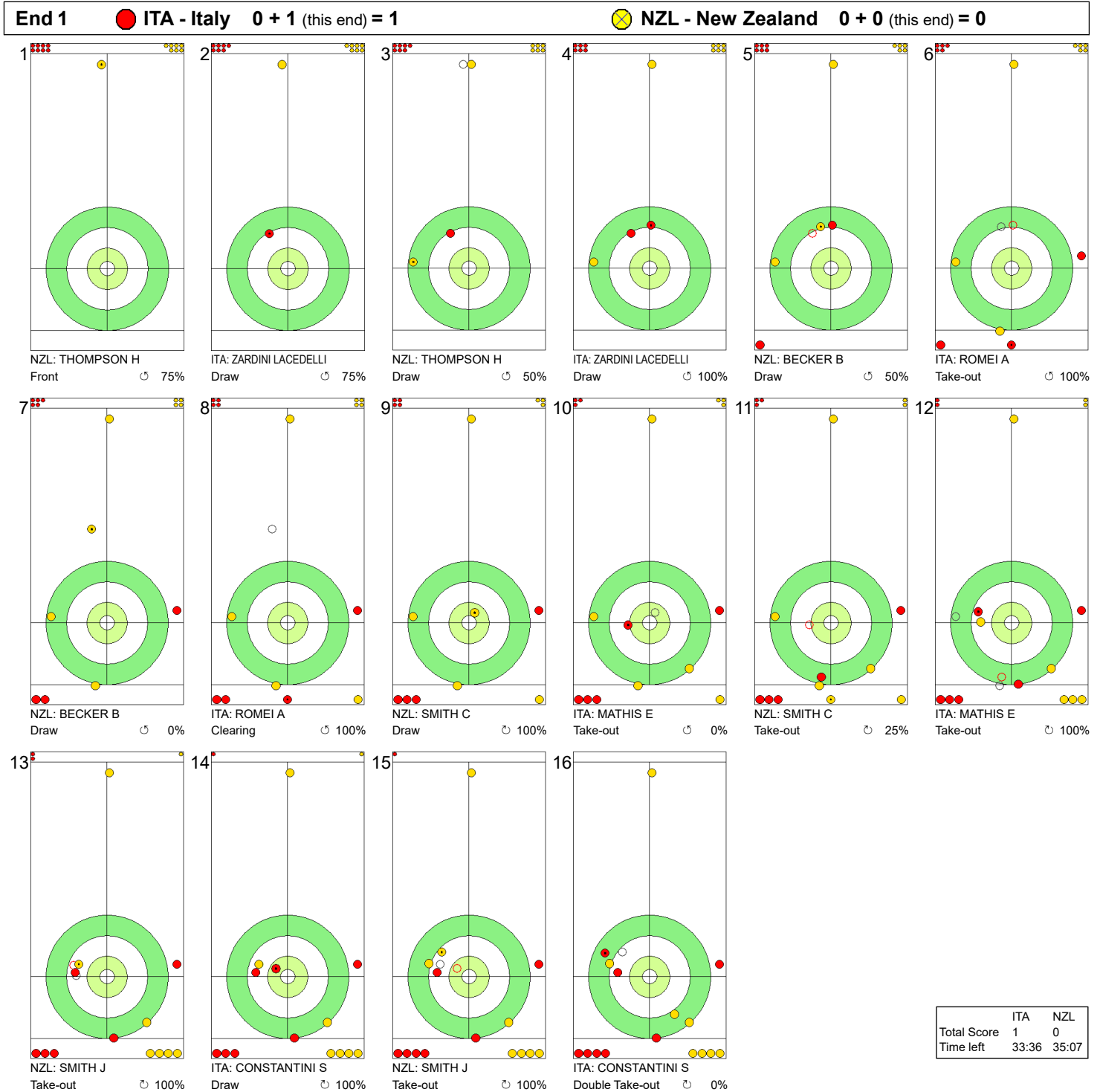
Legend:
⌚ Clockwise ⌚ Counter-clockwise LSFE(*) Last Stone First End
X Unplayed/unfinished end due to concession

TUE 19 MAR 2024
Start Time 14:00

Round Robin Session 10 - Sheet C

WORLD CURLING

Game - Shot by Shot



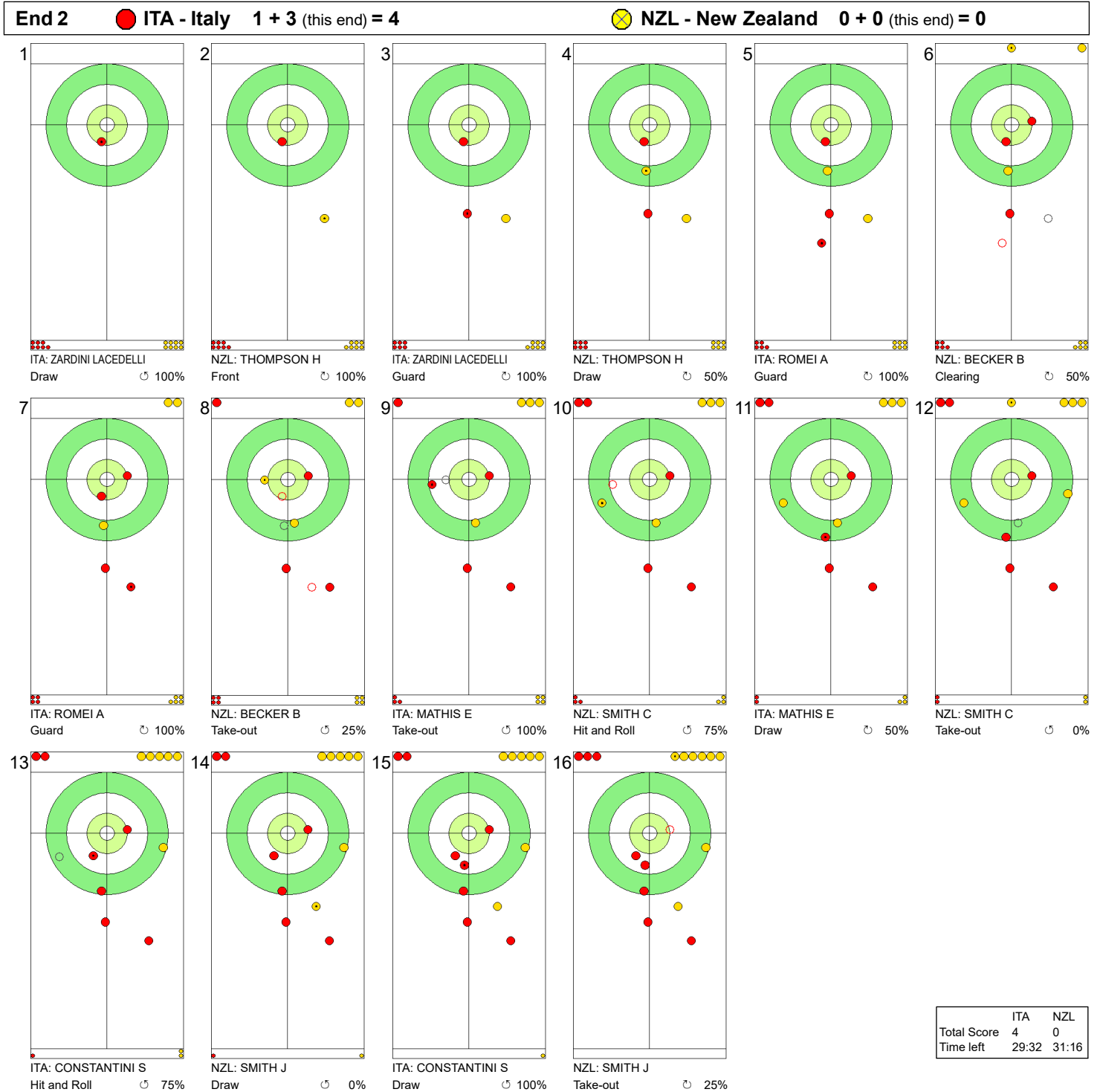
Legend:
 ↻ Clockwise ↺ Counter-clockwise - Not considered

TUE 19 MAR 2024
Start Time 14:00

Round Robin Session 10 - Sheet C

WORLD CURLING

Game - Shot by Shot



Legend:
 ↻ Clockwise ↺ Counter-clockwise - Not considered

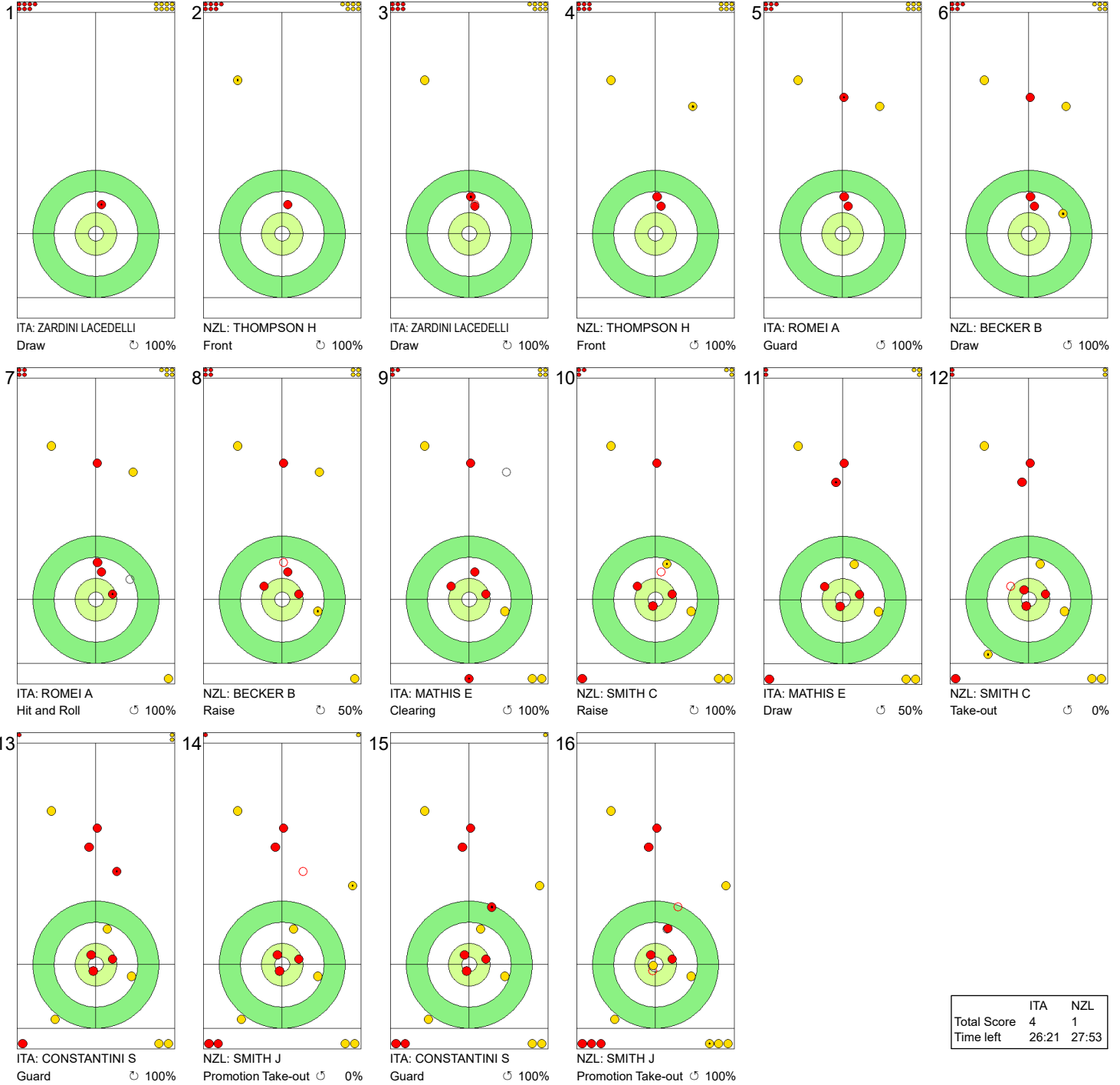
TUE 19 MAR 2024
Start Time 14:00

Round Robin Session 10 - Sheet C

WORLD CURLING

Game - Shot by Shot

End 3 ● **ITA - Italy 4 + 0 (this end) = 4** ● **NZL - New Zealand 0 + 1 (this end) = 1**



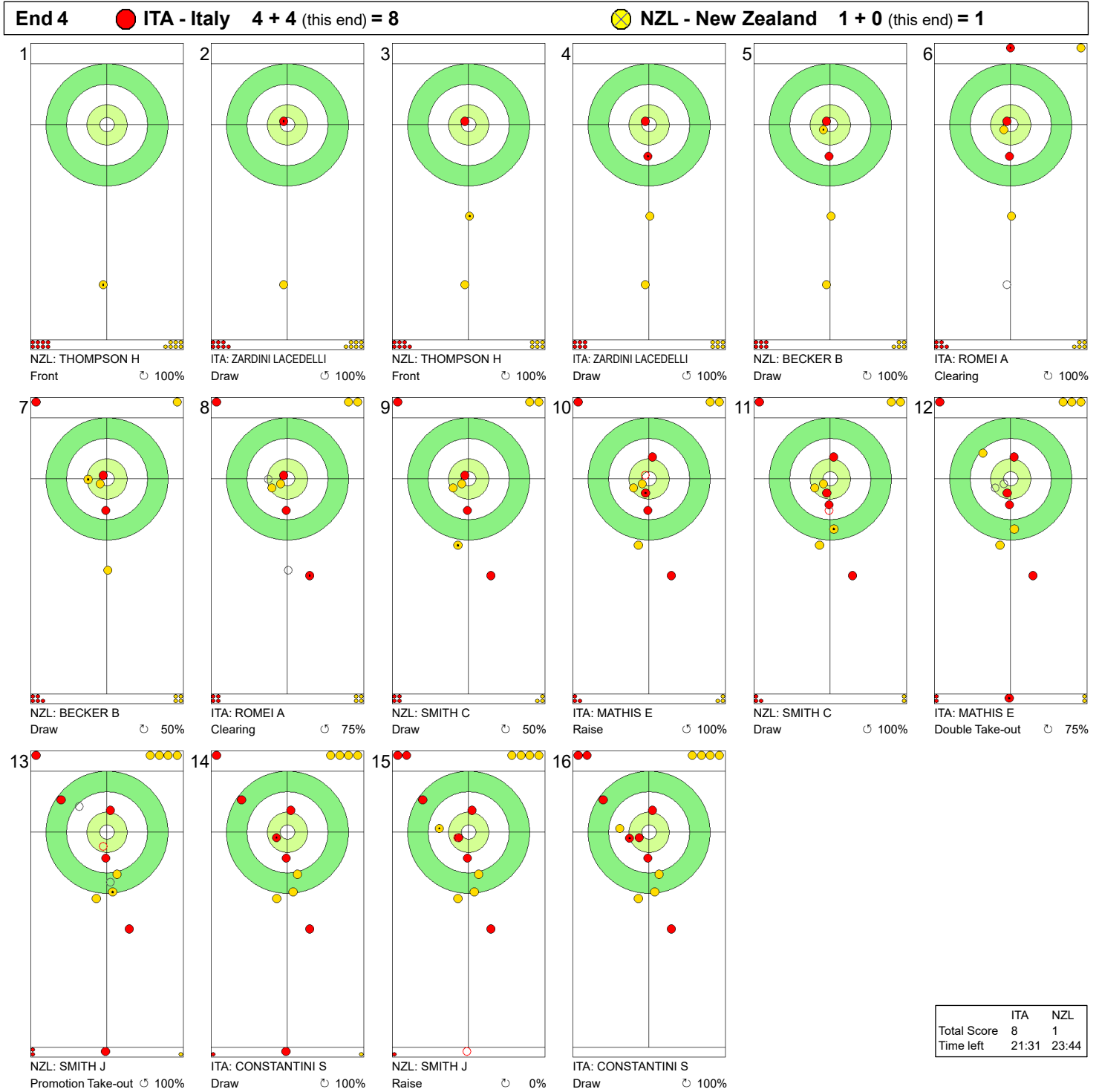
	ITA	NZL
Total Score	4	1
Time left	26:21	27:53

Legend:
 ↻ Clockwise ↺ Counter-clockwise - Not considered

TUE 19 MAR 2024
Start Time 14:00

Round Robin Session 10 - Sheet C

Game - Shot by Shot



Legend:
 ↻ Clockwise ↺ Counter-clockwise - Not considered

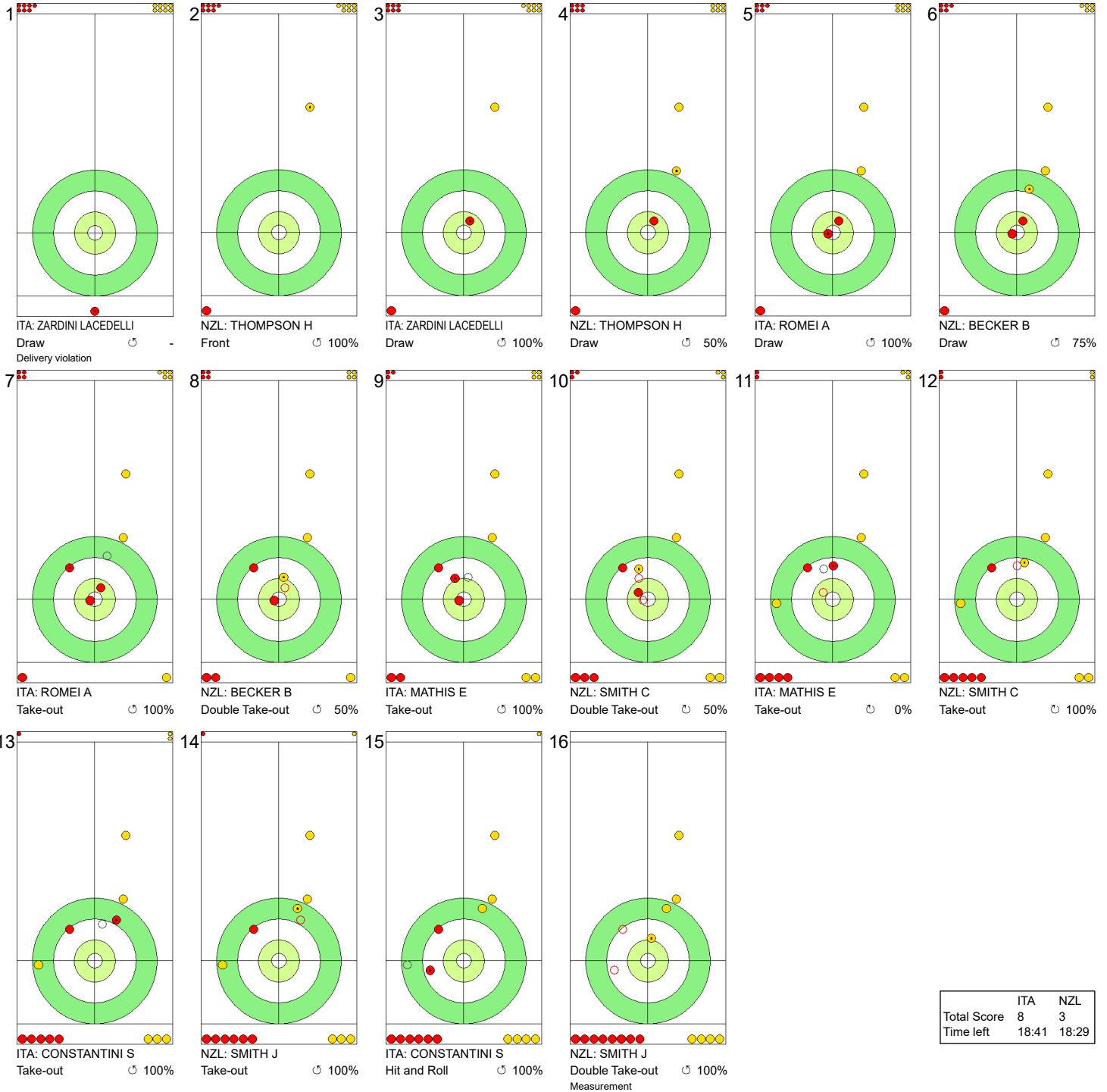
TUE 19 MAR 2024
Start Time 14:00

Round Robin Session 10 - Sheet C

WORLD CURLING

Game - Shot by Shot

End 5 ● **ITA - Italy 8 + 0 (this end) = 8** ● **NZL - New Zealand 1 + 2 (this end) = 3**



	ITA	NZL
Total Score	8	3
Time left	18:41	18:29

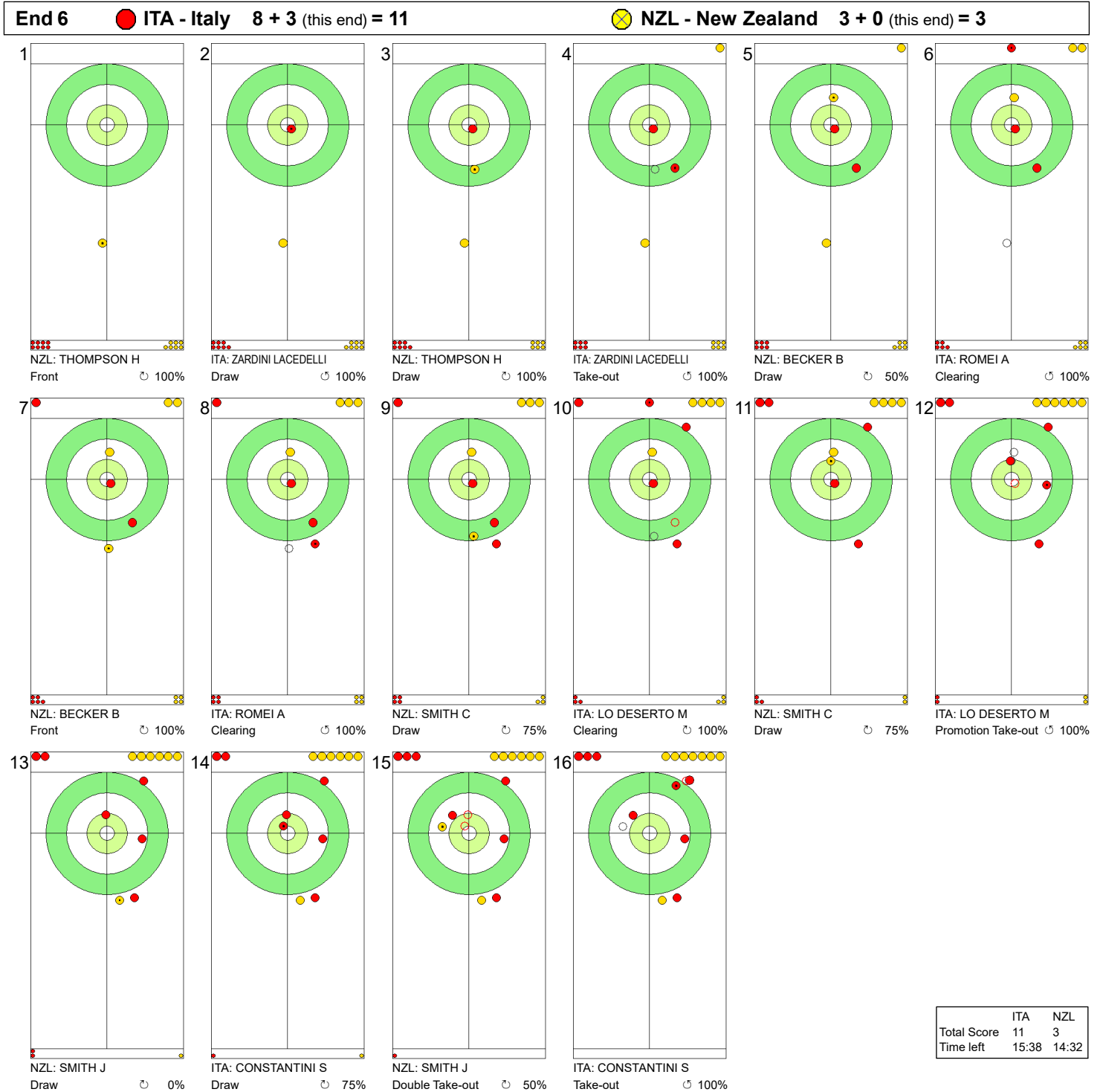
Legend:
 ↻ Clockwise ↺ Counter-clockwise - Not considered

TUE 19 MAR 2024
Start Time 14:00

Round Robin Session 10 - Sheet C

WORLD CURLING

Game - Shot by Shot



Legend:
 ↻ Clockwise ↺ Counter-clockwise - Not considered

TUE 19 MAR 2024
Start Time 14:00

Round Robin Session 10 - Sheet D

Game Results

Sheet	Team	LSFE	1	2	3	4	5	6	7	8	9	10	Extra Ends	Total
D	SUI - Switzerland		1	0	0	2	1	0	1	0	1	X		6
	NOR - Norway	*	0	0	1	0	0	1	0	1	0	X		3

SUI - Switzerland		Shot Success Game	All
4 V	PAETZ Alina	96%	88%
3 S	TIRINZONI Silvana	90%	89%
2	WITSCHONKE Selina	91%	85%
1	HOWALD Carole	91%	93%
A	BERSET Stefanie	-	88%
Team Total		92%	89%

NOR - Norway		Shot Success Game	All
4 V	SKASLIEN Kristin	79%	78%
3 S	ROERVIK Marianne	84%	84%
2	HASLEV NORDBYE Mille	85%	84%
1	ROENNING Martine	85%	89%
A	FORBREGD Ingeborg	-	-
Team Total		83%	84%

Last Stone Draw		Distance
↻	HOWALD Carole	49.4cm
↻	WITSCHONKE Selina	127.8cm
Total		177.2cm

Last Stone Draw		Distance
↻	SKASLIEN Kristin	13.0cm
↻	ROENNING Martine	116.3cm
Total		129.3cm

Time remaining: 3 minutes 38 seconds

Time remaining: 2 minutes 59 seconds

Shot Success Analysis

SUI - Switzerland		↻	↻	Game
4	PAETZ Alina	Draws 3 100%	2 88%	5 95%
		Take-outs 2 100%	11 95%	13 96%
		Total 5 100%	13 94%	18 96%
3	TIRINZONI Silvana	Draws 1 75%	1 75%	2 75%
		Take-outs 4 63%	14 100%	18 92%
		Total 5 65%	15 98%	20 90%
2	WITSCHONKE Selina	Draws 0 -	10 95%	10 95%
		Take-outs 5 100%	5 75%	10 88%
		Total 5 100%	15 88%	20 91%
1	HOWALD Carole	Draws 2 88%	16 91%	18 90%
		Take-outs 1 100%	1 100%	2 100%
		Total 3 92%	17 91%	20 91%
A	BERSET Stefanie	Draws 0 -	0 -	0 -
		Take-outs 0 -	0 -	0 -
		Total 0 -	0 -	0 -
Team		Draws 6 92%	29 91%	35 91%
		Take-outs 12 88%	31 94%	43 92%
		Total 18 89%	60 93%	78 92%

NOR - Norway		↻	↻	Game
4	SKASLIEN Kristin	Draws 2 88%	6 96%	8 94%
		Take-outs 5 65%	5 70%	10 68%
		Total 7 71%	11 84%	18 79%
3	ROERVIK Marianne	Draws 4 88%	6 88%	10 88%
		Take-outs 7 82%	3 75%	10 80%
		Total 11 84%	9 83%	20 84%
2	HASLEV NORDBYE Mille	Draws 3 83%	6 92%	9 89%
		Take-outs 8 91%	3 58%	11 82%
		Total 11 89%	9 81%	20 85%
1	ROENNING Martine	Draws 7 86%	11 95%	18 92%
		Take-outs 1 0%	1 50%	2 25%
		Total 8 75%	12 92%	20 85%
A	FORBREGD Ingeborg	Draws 0 -	0 -	0 -
		Take-outs 0 -	0 -	0 -
		Total 0 -	0 -	0 -
Team		Draws 16 86%	29 93%	45 91%
		Take-outs 21 77%	12 67%	33 73%
		Total 37 81%	41 85%	78 83%

Note:
Position and function for each team member:
4 = Fourth, 3 = Third, 2 = Second, 1 = Lead, A = Alternate, S = Skip, V = Vice-Skip

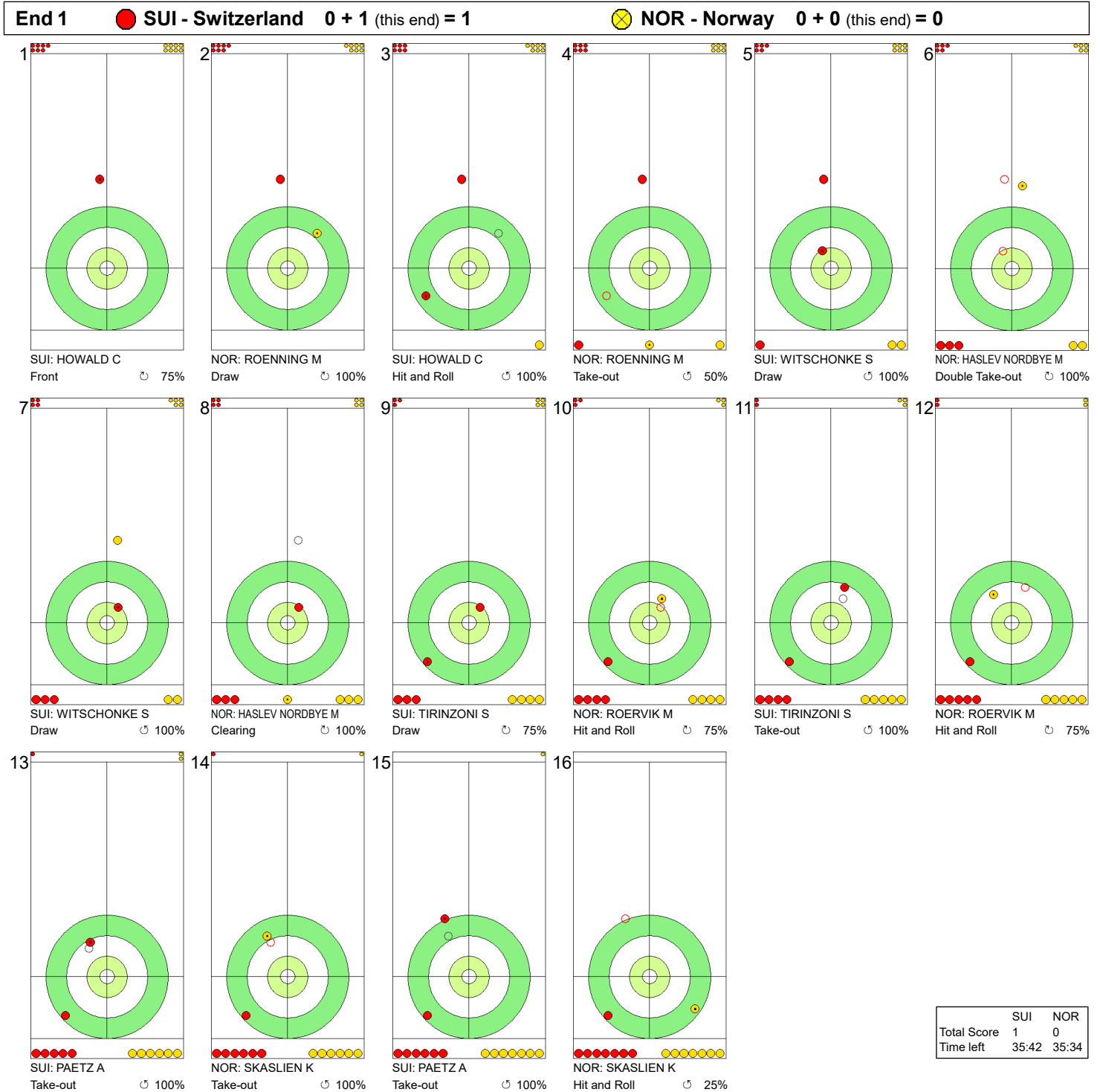
Legend:
↻ Clockwise ↻ Counter-clockwise LSFE(*) Last Stone First End
X Unplayed/unfinished end due to concession

TUE 19 MAR 2024
Start Time 14:00

Round Robin Session 10 - Sheet D

WORLD CURLING

Game - Shot by Shot



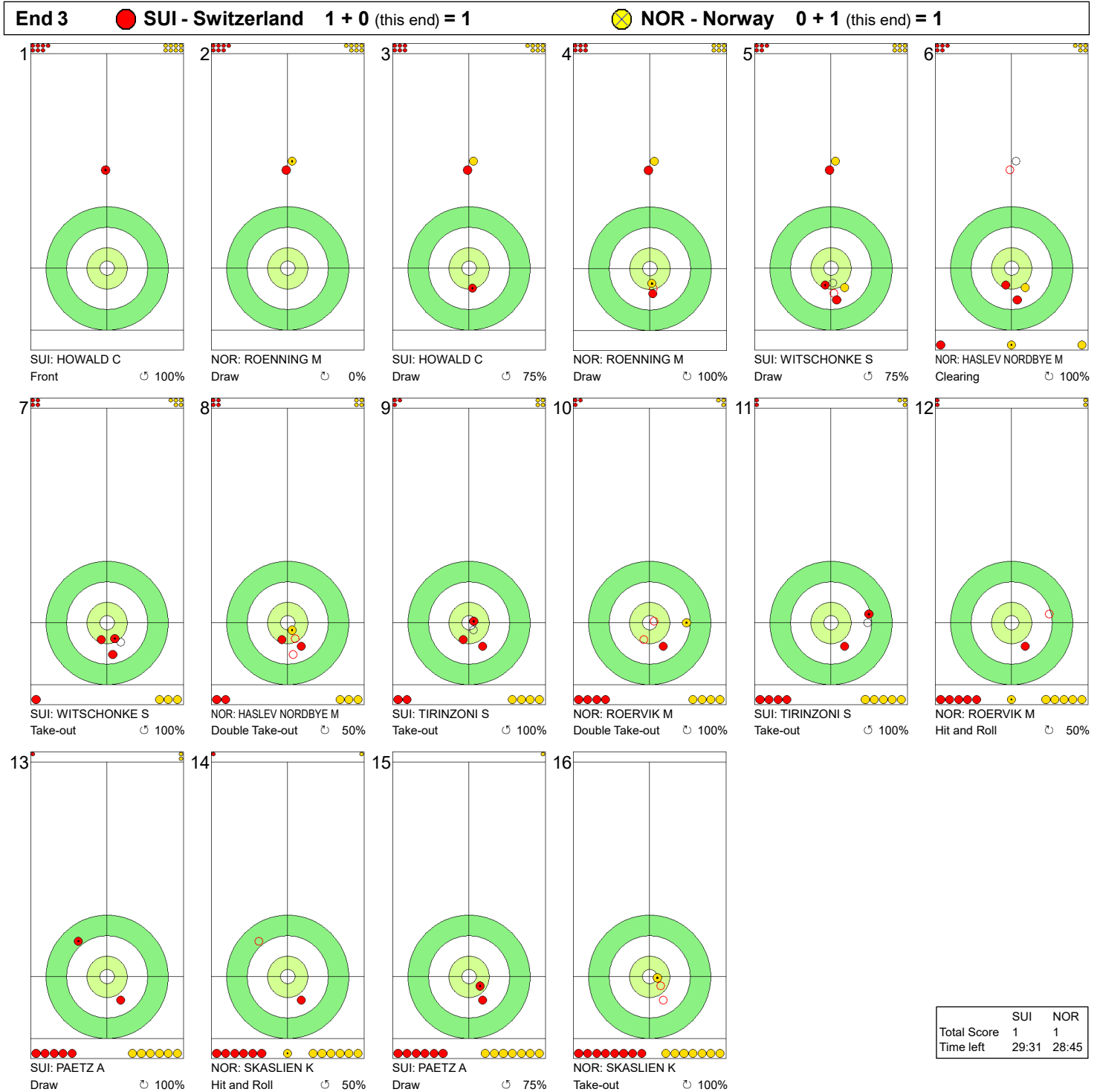
Legend:
 ↻ Clockwise ↺ Counter-clockwise - Not considered

TUE 19 MAR 2024
Start Time 14:00

Round Robin Session 10 - Sheet D

WORLD CURLING

Game - Shot by Shot



Legend:
 Clockwise Counter-clockwise - Not considered

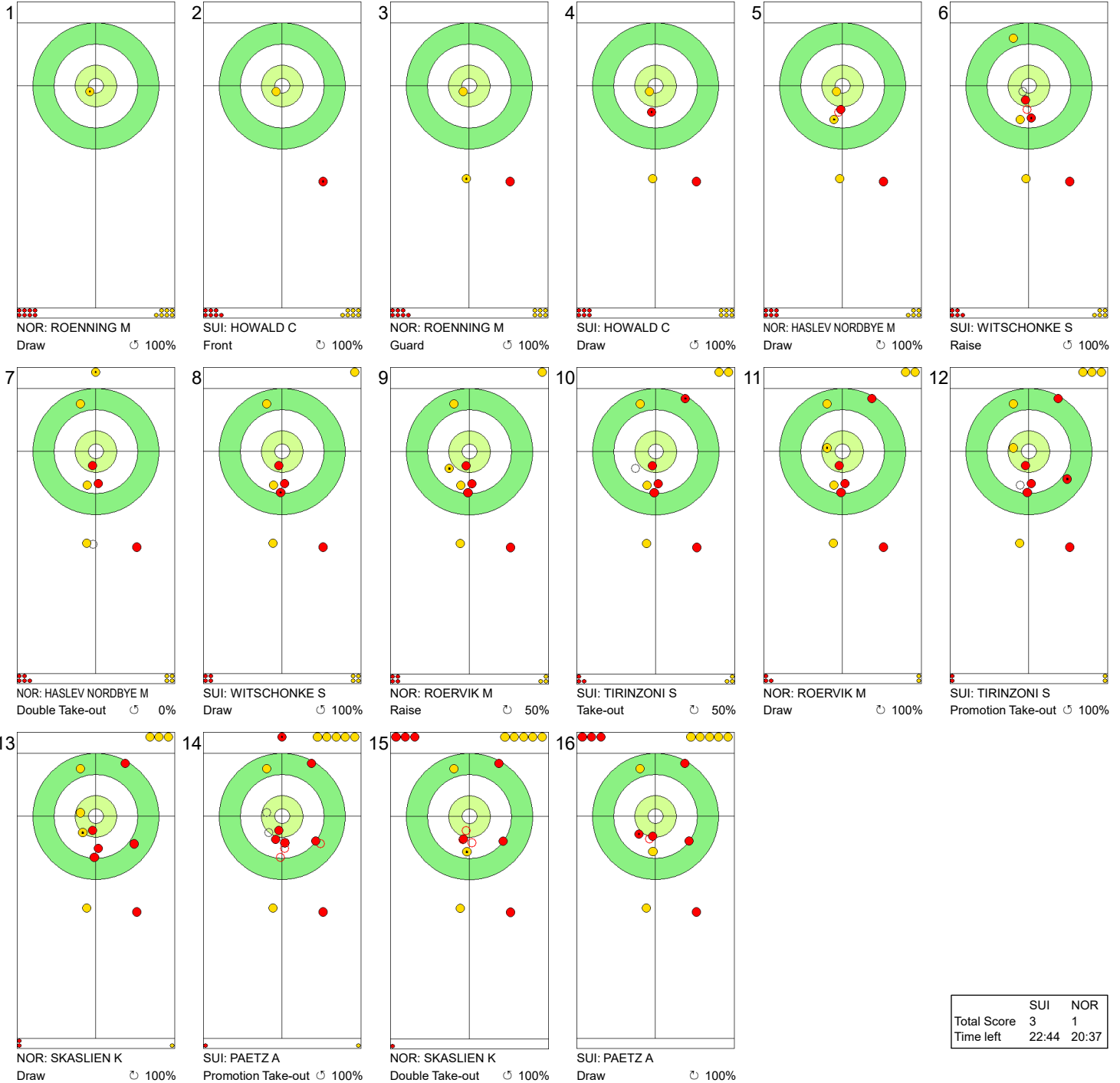
TUE 19 MAR 2024
Start Time 14:00

Round Robin Session 10 - Sheet D

WORLD CURLING

Game - Shot by Shot

End 4 **SUI - Switzerland 1 + 2 (this end) = 3** **NOR - Norway 1 + 0 (this end) = 1**



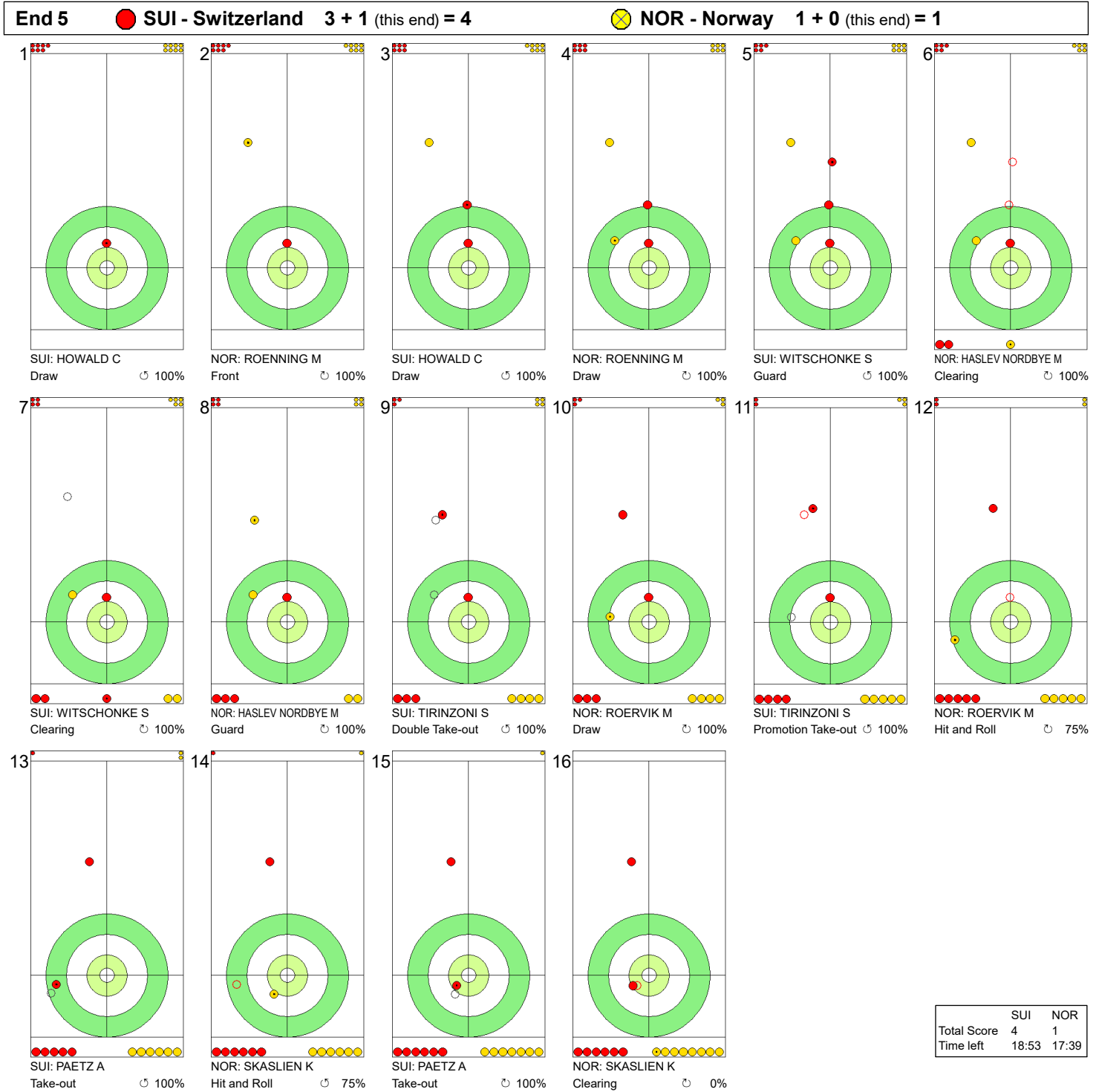
	SUI	NOR
Total Score	3	1
Time left	22:44	20:37

Legend:
 ↻ Clockwise ↺ Counter-clockwise - Not considered

TUE 19 MAR 2024
Start Time 14:00

Round Robin Session 10 - Sheet D

Game - Shot by Shot



	SUI	NOR
Total Score	4	1
Time left	18:53	17:39

Legend:
 Clockwise
 Counter-clockwise
 - Not considered

TUE 19 MAR 2024
Start Time 14:00

Round Robin Session 10 - Sheet D

WORLD CURLING

Game - Shot by Shot

End 6 **SUI - Switzerland 4 + 0 (this end) = 4** **NOR - Norway 1 + 1 (this end) = 2**

End	Player	Shot Type	Percentage
1	SUI: HOWALD C	Draw	100%
2	NOR: ROENNING M	Front	100%
3	SUI: HOWALD C	Draw	100%
4	NOR: ROENNING M	Draw	75%
5	SUI: WITSCHONKE S	Clearing	100%
6	NOR: HASLEV NORDBYE M	Draw	75%
7	SUI: WITSCHONKE S	Clearing	100%
8	NOR: HASLEV NORDBYE M	Guard	100%
9	SUI: TIRINZONI S	Clearing	100%
10	NOR: ROERVIK M	Guard	100%
11	SUI: TIRINZONI S	Double Take-out	50%
12	NOR: ROERVIK M	Hit and Roll	75%
13	SUI: PAETZ A	Take-out	100%
14	NOR: SKASLIEN K	Hit and Roll	75%
15	SUI: PAETZ A	Double Take-out	50%
16	NOR: SKASLIEN K	Take-out	50%

	SUI	NOR
Total Score	4	2
Time left	15:45	14:31

Legend:
 ↻ Clockwise ↺ Counter-clockwise - Not considered

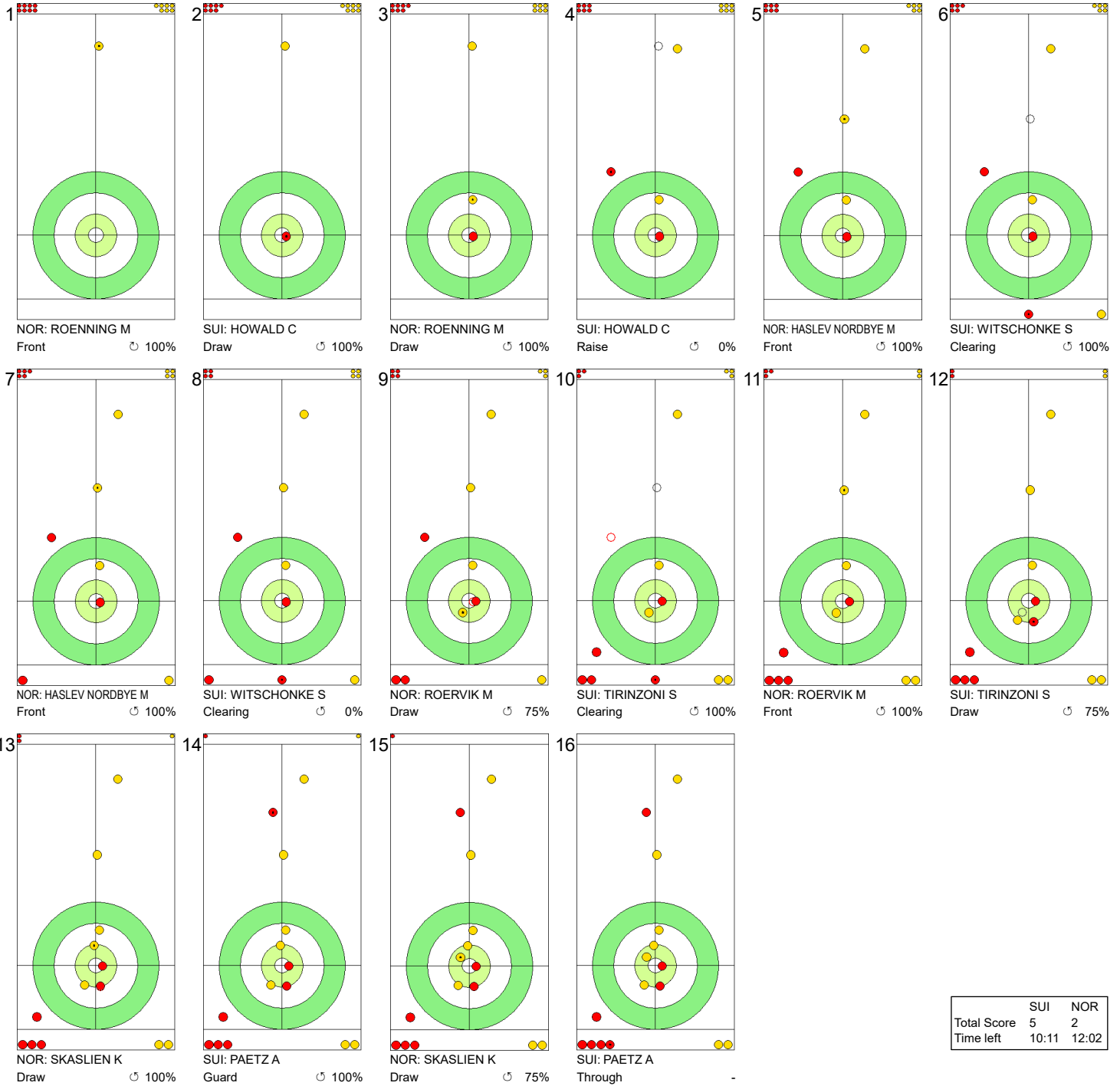
TUE 19 MAR 2024
Start Time 14:00

Round Robin Session 10 - Sheet D

WORLD CURLING

Game - Shot by Shot

End 7 **SUI - Switzerland 4 + 1 (this end) = 5** **NOR - Norway 2 + 0 (this end) = 2**



	SUI	NOR
Total Score	5	2
Time left	10:11	12:02

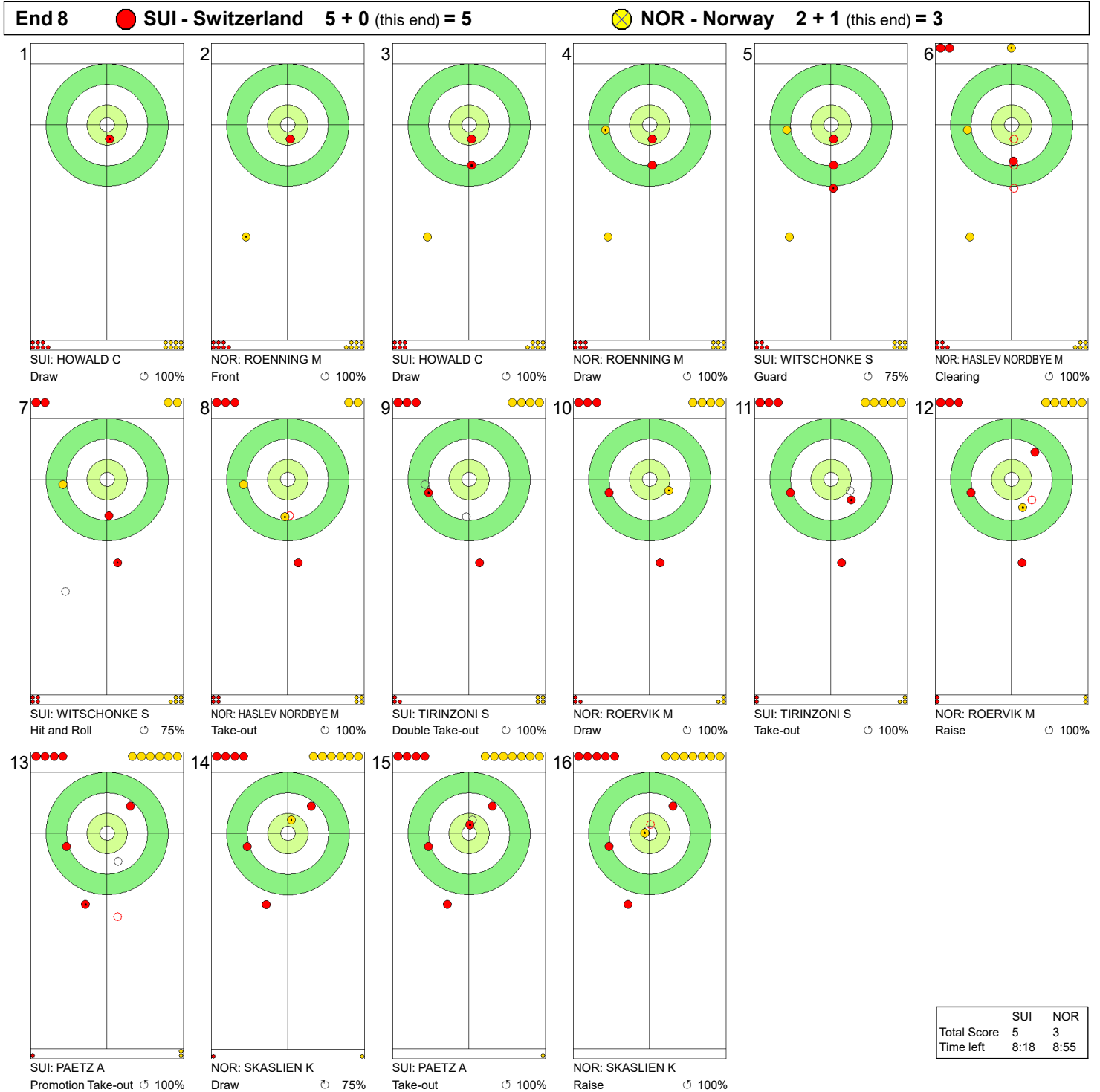
Legend:
 ↻ Clockwise ↺ Counter-clockwise - Not considered

TUE 19 MAR 2024
Start Time 14:00

Round Robin Session 10 - Sheet D

WORLD CURLING

Game - Shot by Shot



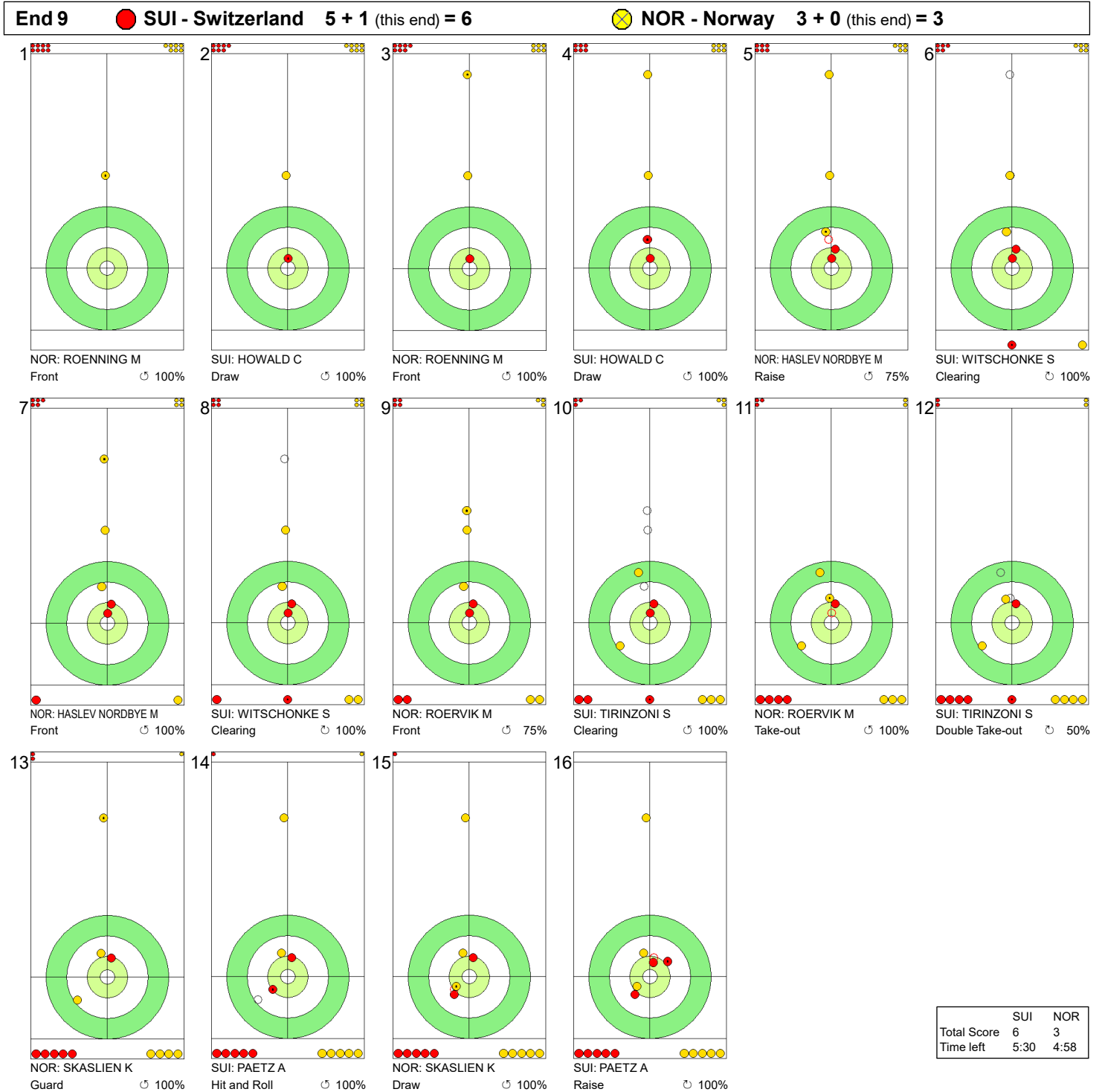
Legend:
 ↻ Clockwise ↺ Counter-clockwise - Not considered

TUE 19 MAR 2024
Start Time 14:00

Round Robin Session 10 - Sheet D

WORLD CURLING

Game - Shot by Shot



Legend:
 Clockwise Counter-clockwise - Not considered

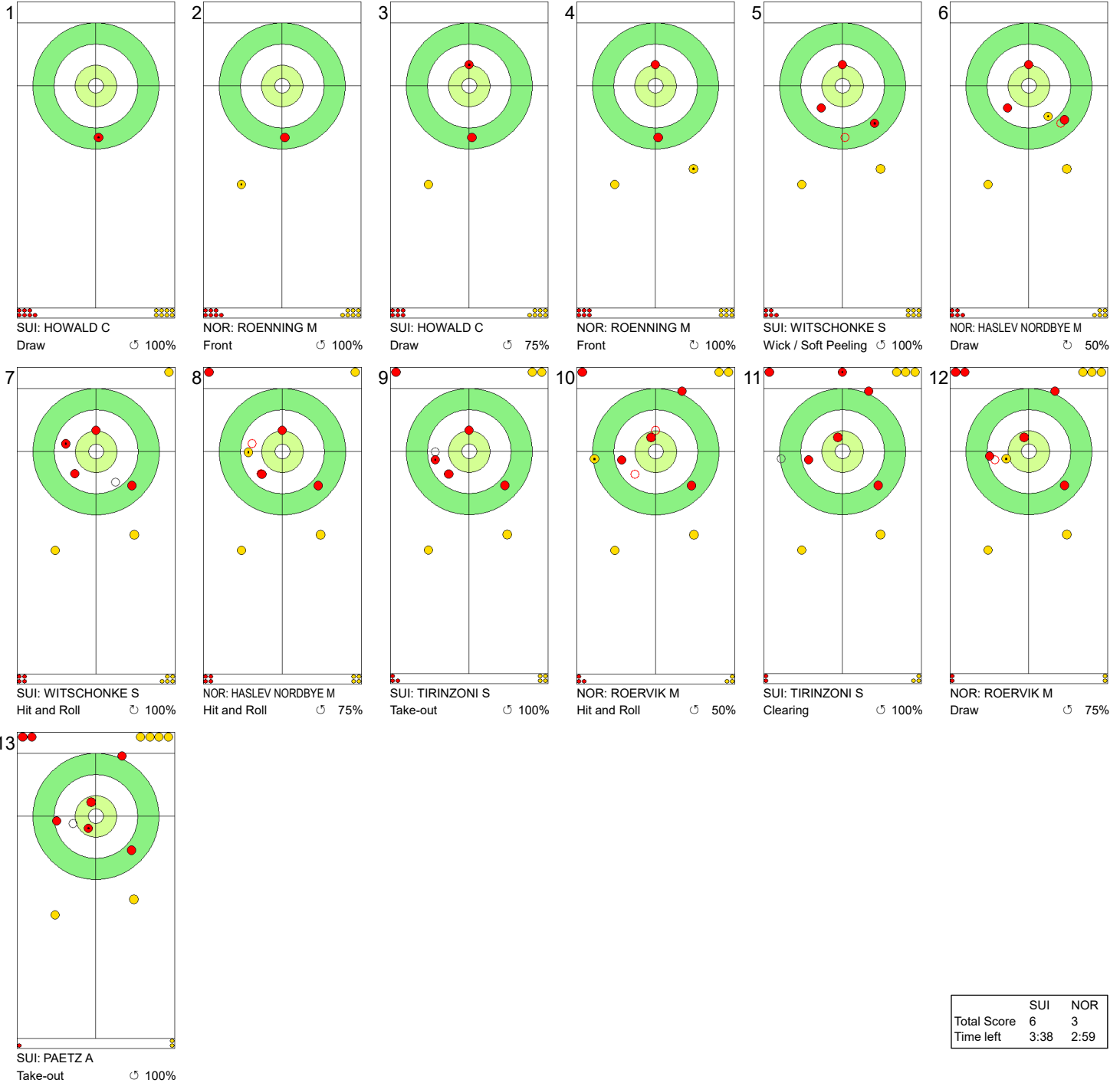
TUE 19 MAR 2024
Start Time 14:00

Round Robin Session 10 - Sheet D

WORLD
CURLING

Game - Shot by Shot

End 10 ● **SUI - Switzerland** 6 + X (this end) = 6 ● **NOR - Norway** 3 + X (this end) = 3



	SUI	NOR
Total Score	6	3
Time left	3:38	2:59

Legend:
 ↻ Clockwise ↺ Counter-clockwise - Not considered
 X Unfinished end due to concession

TUE 19 MAR 2024
 Start Time 9:00

Round Robin Session 9

**WORLD
 CURLING**

Session Results and Standings

Sheet	Team	LSD/LSFE	1	2	3	4	5	6	7	8	9	10	Extra Ends	Total
B	SWE - Sweden	143.6cm	0	0	1	0	4	1	0	1	0	2		9
	TUR - Türkiye	42.6cm *	1	0	0	1	0	0	2	0	2	0		6
C	KOR - Korea	55.2cm *	0	2	0	1	0	0	3	1	2	X		9
	SCO - Scotland	78.3cm	0	0	1	0	0	2	0	0	0	X		3
D	ITA - Italy	83.0cm *	2	0	0	0	2	0	0	2	0	1	0	7
	CAN - Canada	215.8cm	0	2	0	1	0	2	1	0	1	0	1	8

Current Standings

Rank	Team	Games	Wins	Losses
1	CAN - Canada	5	5	0
1	SUI - Switzerland	5	5	0
3	DEN - Denmark	5	4	1
3	ITA - Italy	5	4	1
3	KOR - Korea	5	4	1
6	SWE - Sweden	6	3	3
7	NOR - Norway	5	2	3
7	USA - United States	5	2	3
9	EST - Estonia	5	1	4
9	JPN - Japan	5	1	4
9	NZL - New Zealand	5	1	4
12	SCO - Scotland	6	1	5
12	TUR - Türkiye	6	1	5

Attendance

Session: 1'998 Total: 14'449

Note:
 Under WCF rules, tie-breaking rules for standings are not applied until after the last game of the round robin.

Legend:
LSD Last Stone Draw **LSFE(*)** Last Stone First End **X** Unplayed/unfinished end due to concession

TUE 19 MAR 2024
Start Time 9:00

Round Robin Session 9 - Sheet B

Game Results

Sheet	Team	LSFE	1	2	3	4	5	6	7	8	9	10	Extra Ends	Total
B	SWE - Sweden		0	0	1	0	4	1	0	1	0	2		9
	TUR - Türkiye	*	1	0	0	1	0	0	2	0	2	0		6

SWE - Sweden		Shot Success	Game	All
4 S	HASSELBORG Anna	80%	86%	
3 V	McMANUS Sara	89%	88%	
2	KNOCHENHAUER Agnes	90%	84%	
1	MABERGS Sofia	90%	91%	
A	HELDIN Johanna	-	-	
Team Total		87%	87%	

TUR - Türkiye		Shot Success	Game	All
4 S	YILDIZ Dilsat	75%	73%	
3 V	POLAT Oznur	70%	75%	
2	CALIKUSU Ifayet Safak	83%	76%	
1	SENGUL Berfin	90%	82%	
A	KARAMAN Iclal	-	-	
Team Total		79%	76%	

Last Stone Draw		Distance
↻	McMANUS Sara	30.2cm
↻	HASSELBORG Anna	113.4cm
Total		143.6cm

Last Stone Draw		Distance
↻	CALIKUSU Ifayet Safak	17.1cm
↻	YILDIZ Dilsat	25.5cm
Total		42.6cm

Time remaining: 0 minutes 55 seconds

Time-out: End 4 - SWE stone 7

Time remaining: 7 minutes 53 seconds

Time-out: End 10 - TUR stone 6

Shot Success Analysis

SWE - Sweden		↻	↻	Game	
4	HASSELBORG Anna	Draws	1 25%	6 100%	7 89%
		Take-outs	4 56%	9 83%	13 75%
		Total	5 50%	15 90%	20 80%
3	McMANUS Sara	Draws	4 88%	2 75%	6 83%
		Take-outs	1 50%	13 94%	14 91%
		Total	5 80%	15 92%	20 89%
2	KNOCHENHAUER Agnes	Draws	3 100%	5 95%	8 97%
		Take-outs	6 96%	6 75%	12 85%
		Total	9 97%	11 84%	20 90%
1	MABERGS Sofia	Draws	10 85%	8 100%	18 92%
		Take-outs	0 -	2 75%	2 75%
		Total	10 85%	10 95%	20 90%
A	HELDIN Johanna	Draws	0 -	0 -	0 -
		Take-outs	0 -	0 -	0 -
		Total	0 -	0 -	0 -
Team		Draws	18 85%	21 96%	39 91%
		Take-outs	11 77%	30 86%	41 84%
		Total	29 82%	51 90%	80 87%

TUR - Türkiye		↻	↻	Game	
4	YILDIZ Dilsat	Draws	6 67%	5 85%	11 75%
		Take-outs	6 79%	3 67%	9 75%
		Total	12 73%	8 78%	20 75%
3	POLAT Oznur	Draws	6 67%	4 69%	10 68%
		Take-outs	6 67%	4 81%	10 73%
		Total	12 67%	8 75%	20 70%
2	CALIKUSU Ifayet Safak	Draws	6 88%	3 58%	9 78%
		Take-outs	7 89%	3 83%	10 88%
		Total	13 88%	6 71%	19 83%
1	SENGUL Berfin	Draws	12 92%	5 90%	17 91%
		Take-outs	3 83%	0 -	3 83%
		Total	15 90%	5 90%	20 90%
A	KARAMAN Iclal	Draws	0 -	0 -	0 -
		Take-outs	0 -	0 -	0 -
		Total	0 -	0 -	0 -
Team		Draws	30 81%	17 78%	47 80%
		Take-outs	22 80%	10 78%	32 79%
		Total	52 80%	27 78%	79 79%

Note:
Position and function for each team member:
4 = Fourth, 3 = Third, 2 = Second, 1 = Lead, A = Alternate, S = Skip, V = Vice-Skip

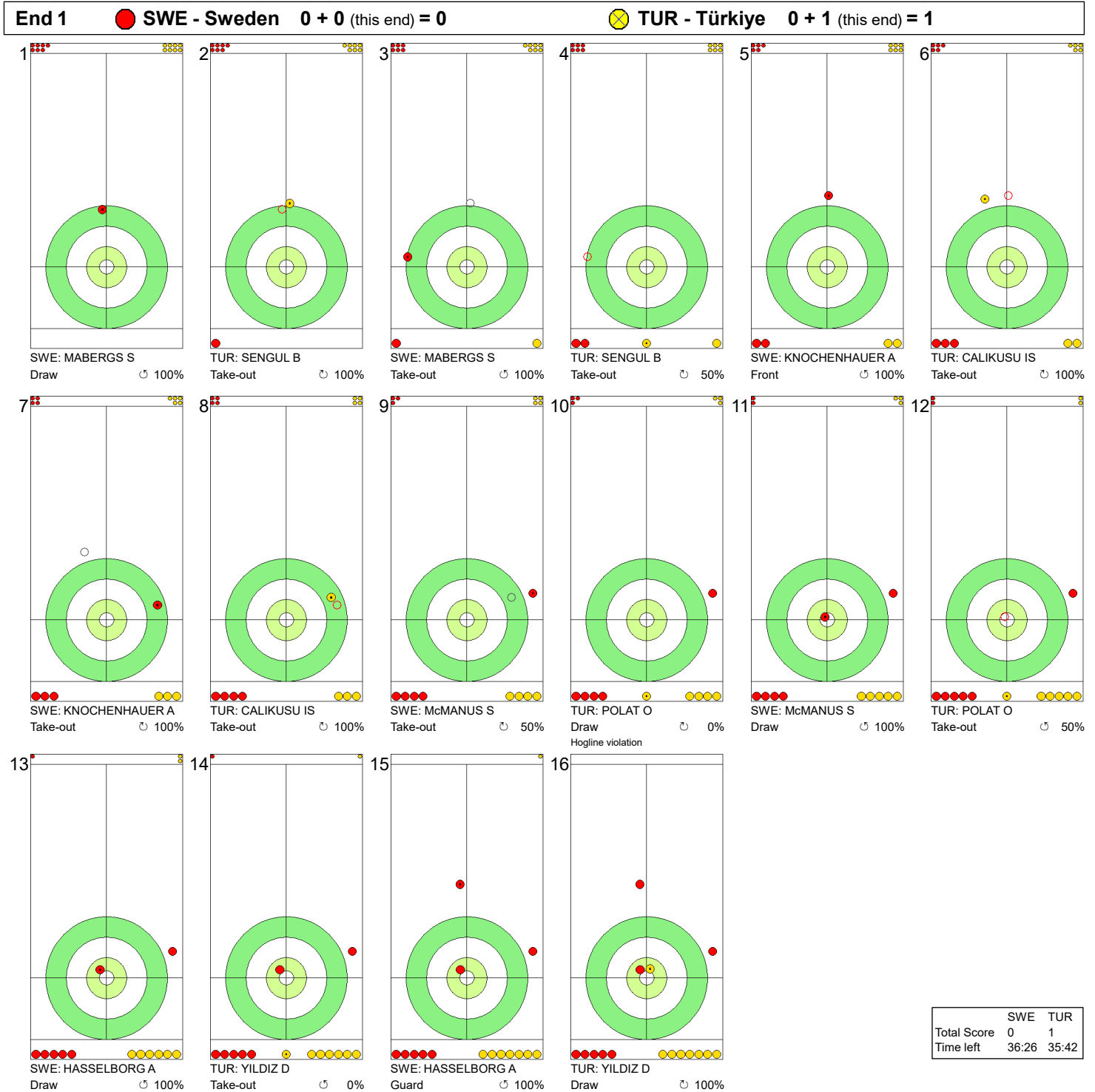
Legend:
↻ Clockwise ↻ Counter-clockwise LSFE(*) Last Stone First End

TUE 19 MAR 2024
Start Time 9:00

Round Robin Session 9 - Sheet B

WORLD CURLING

Game - Shot by Shot



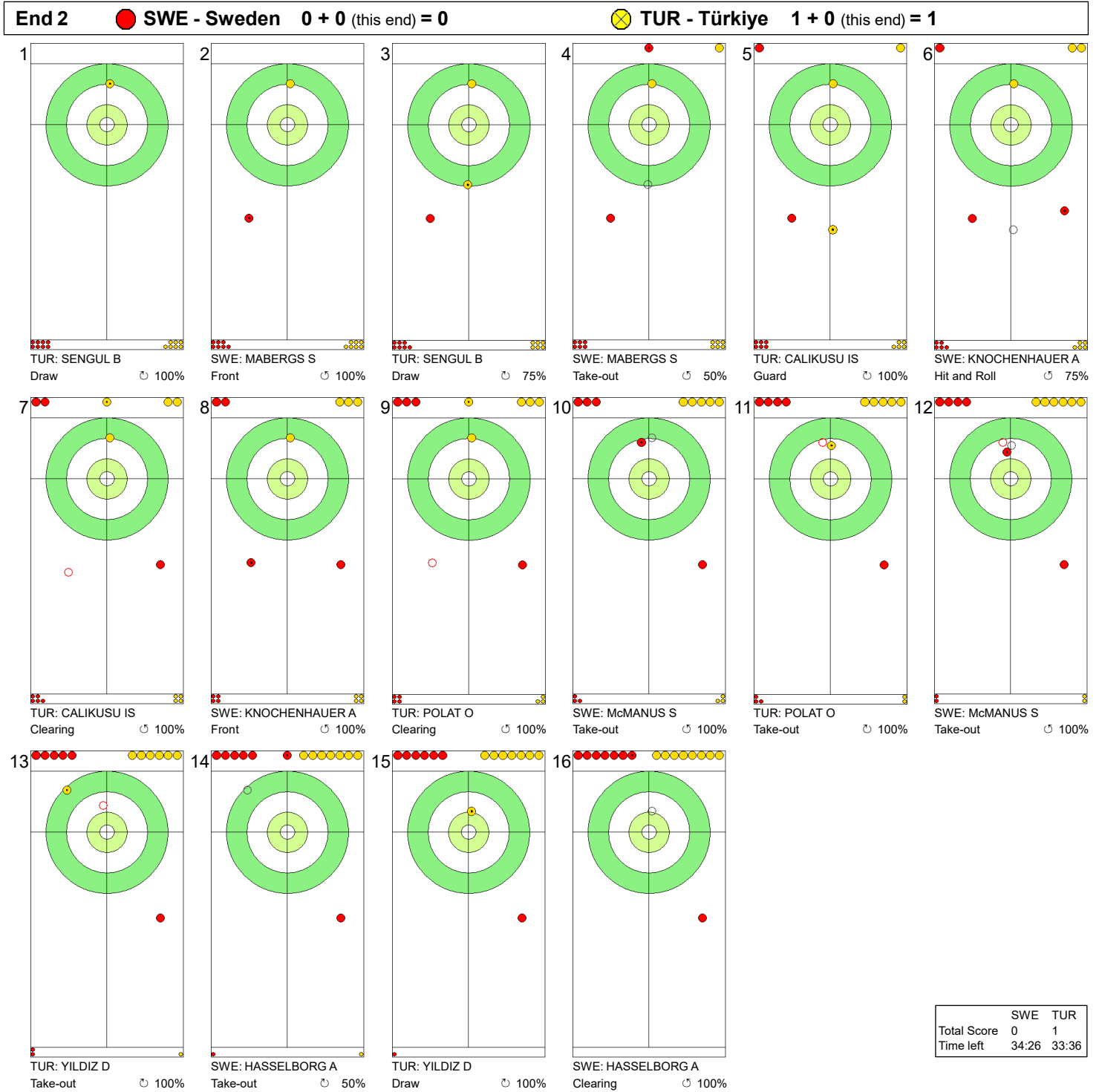
Legend:
 ↻ Clockwise ↺ Counter-clockwise - Not considered

TUE 19 MAR 2024
Start Time 9:00

Round Robin Session 9 - Sheet B

WORLD CURLING

Game - Shot by Shot



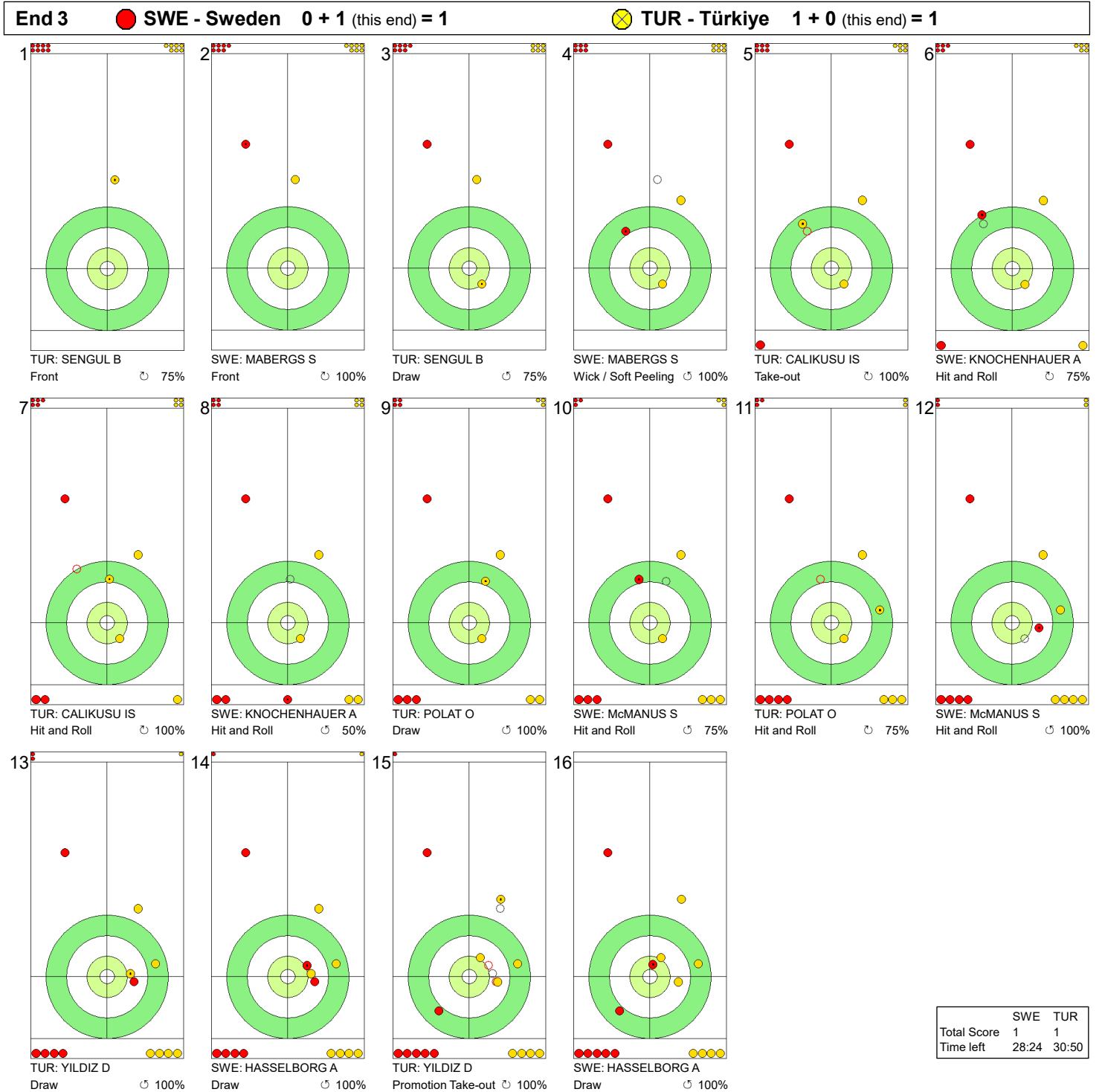
Legend:
 ↻ Clockwise ↺ Counter-clockwise - Not considered

TUE 19 MAR 2024
Start Time 9:00

Round Robin Session 9 - Sheet B

WORLD CURLING

Game - Shot by Shot

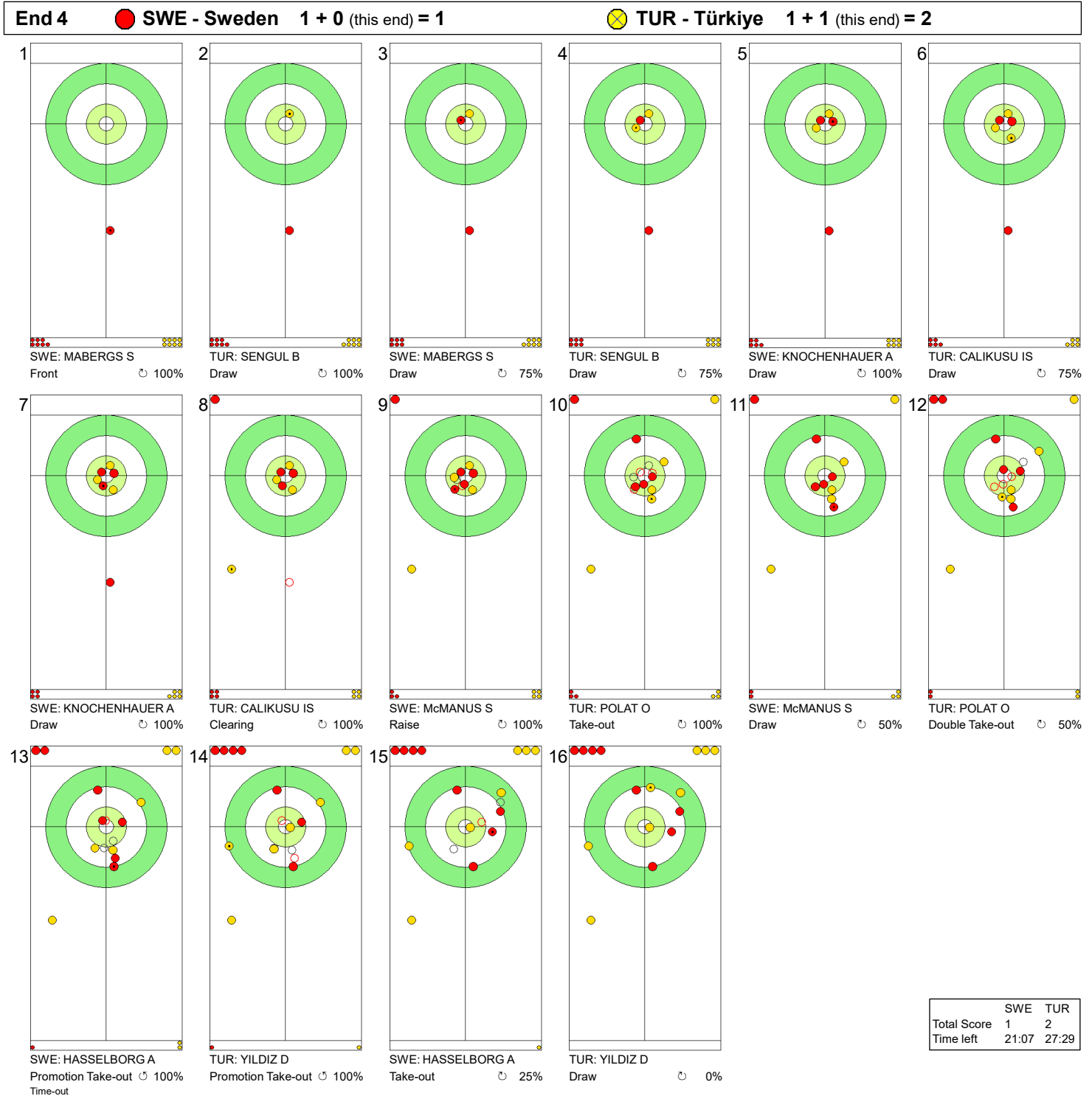


Legend:
 ↻ Clockwise ↺ Counter-clockwise - Not considered

TUE 19 MAR 2024
Start Time 9:00

Round Robin Session 9 - Sheet B

Game - Shot by Shot



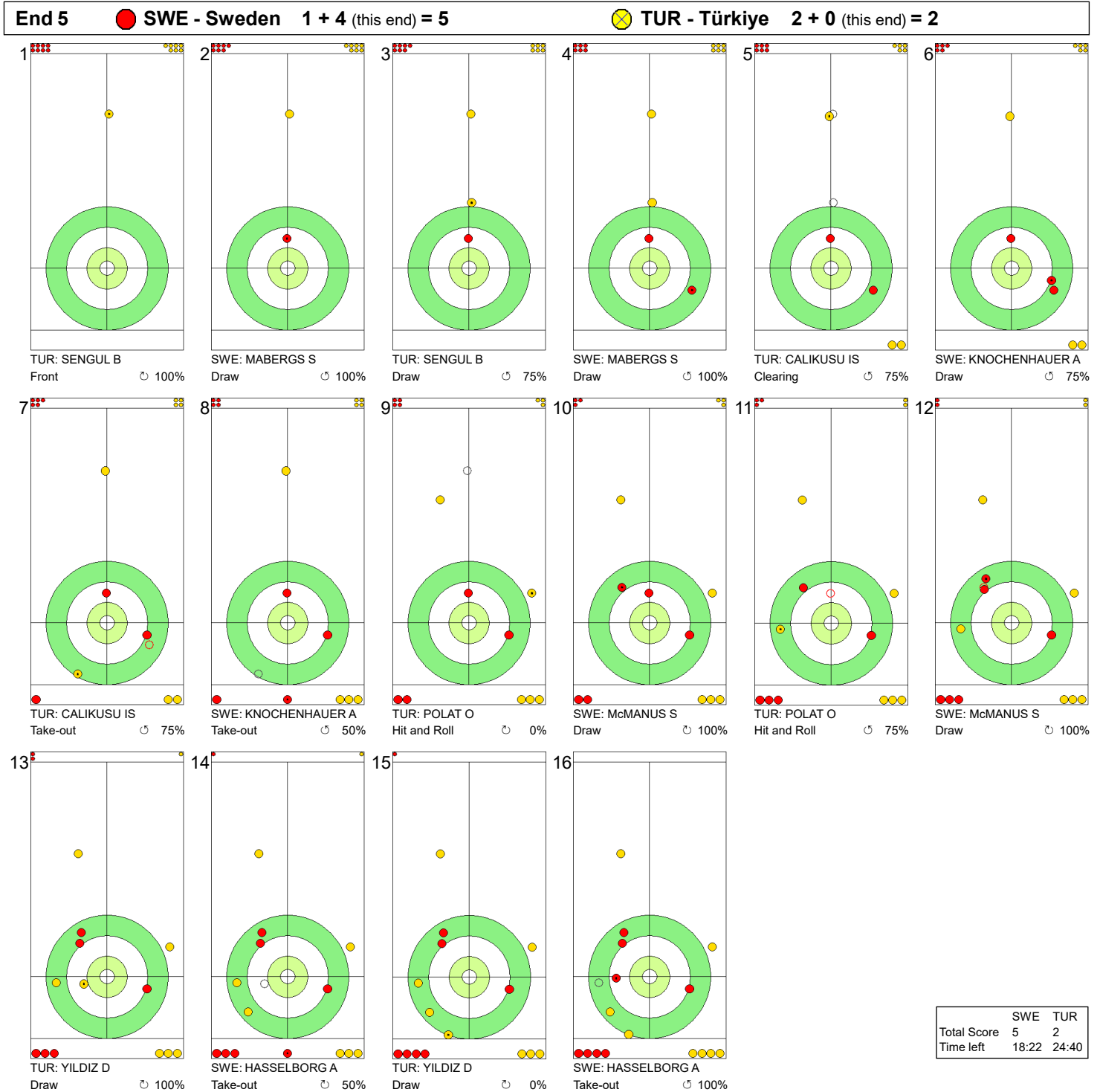
Legend:
 ↻ Clockwise ↺ Counter-clockwise - Not considered

TUE 19 MAR 2024
Start Time 9:00

Round Robin Session 9 - Sheet B

WORLD
CURLING

Game - Shot by Shot



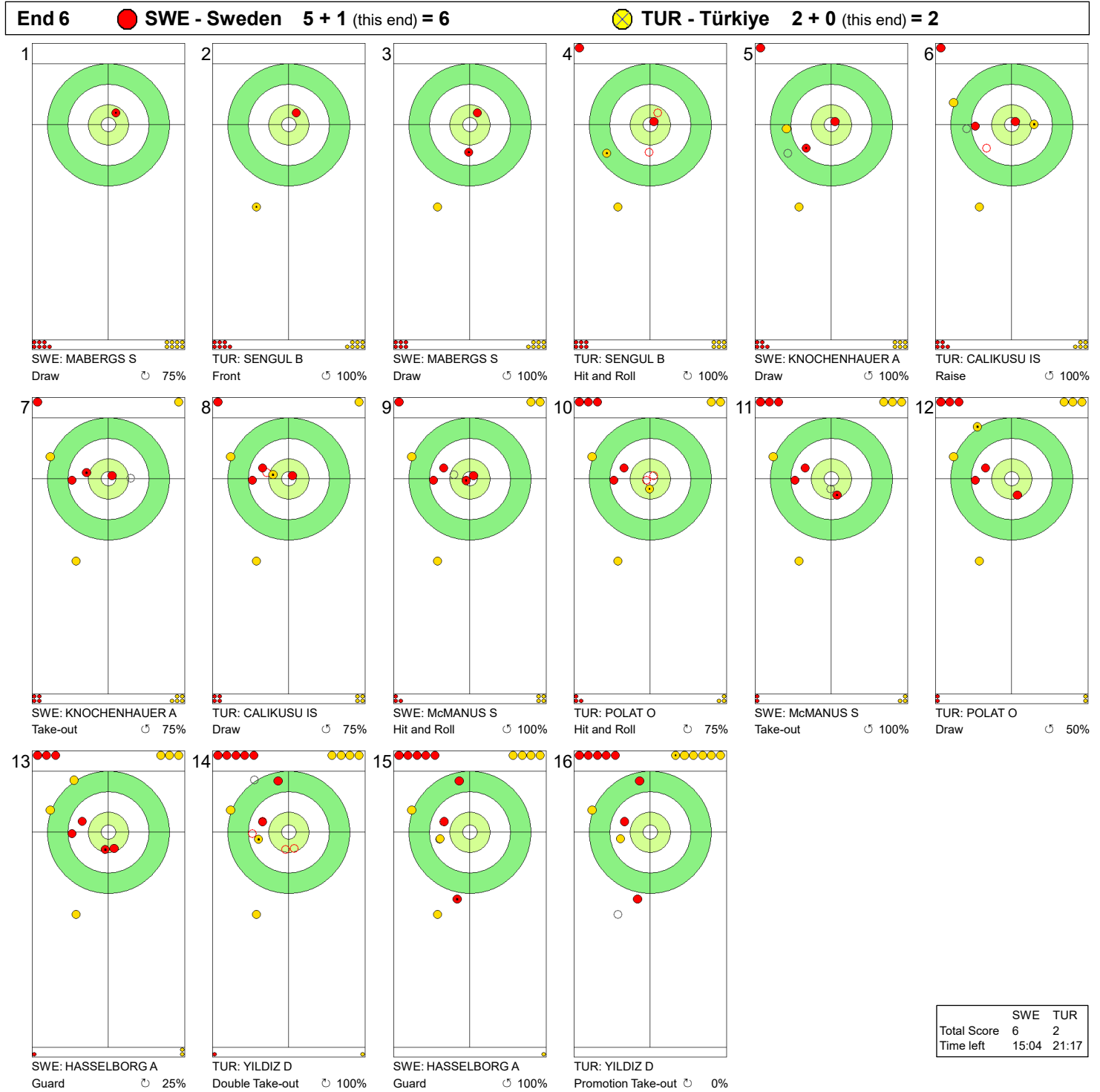
Legend:
 Clockwise
 Counter-clockwise
 - Not considered

TUE 19 MAR 2024
Start Time 9:00

Round Robin Session 9 - Sheet B

WORLD CURLING

Game - Shot by Shot



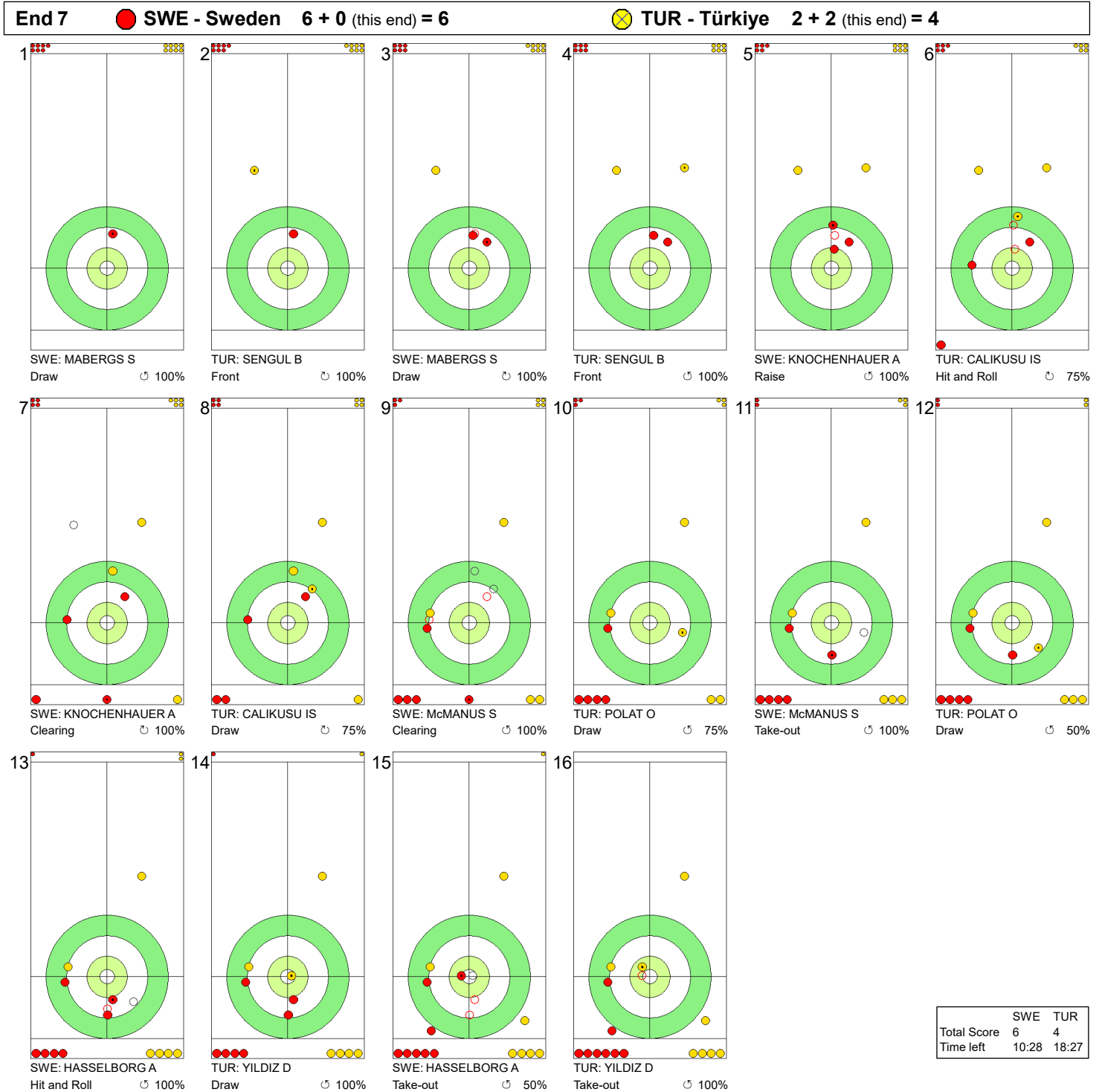
Legend:
 ↻ Clockwise ↺ Counter-clockwise - Not considered

TUE 19 MAR 2024
Start Time 9:00

Round Robin Session 9 - Sheet B

WORLD CURLING

Game - Shot by Shot



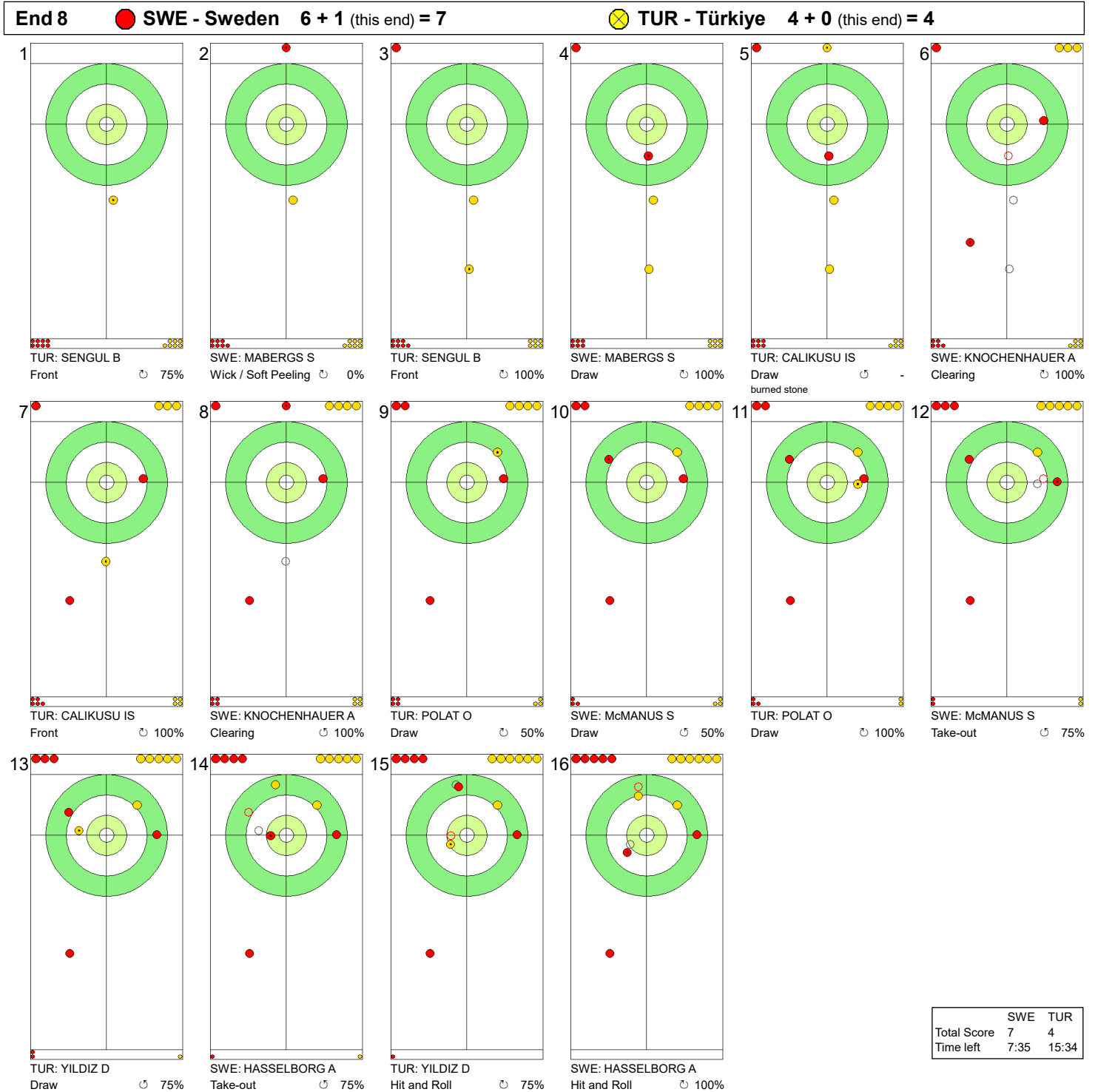
	SWE	TUR
Total Score	6	4
Time left	10:28	18:27

Legend:
 Clockwise Counter-clockwise - Not considered

TUE 19 MAR 2024
Start Time 9:00

Round Robin Session 9 - Sheet B

Game - Shot by Shot



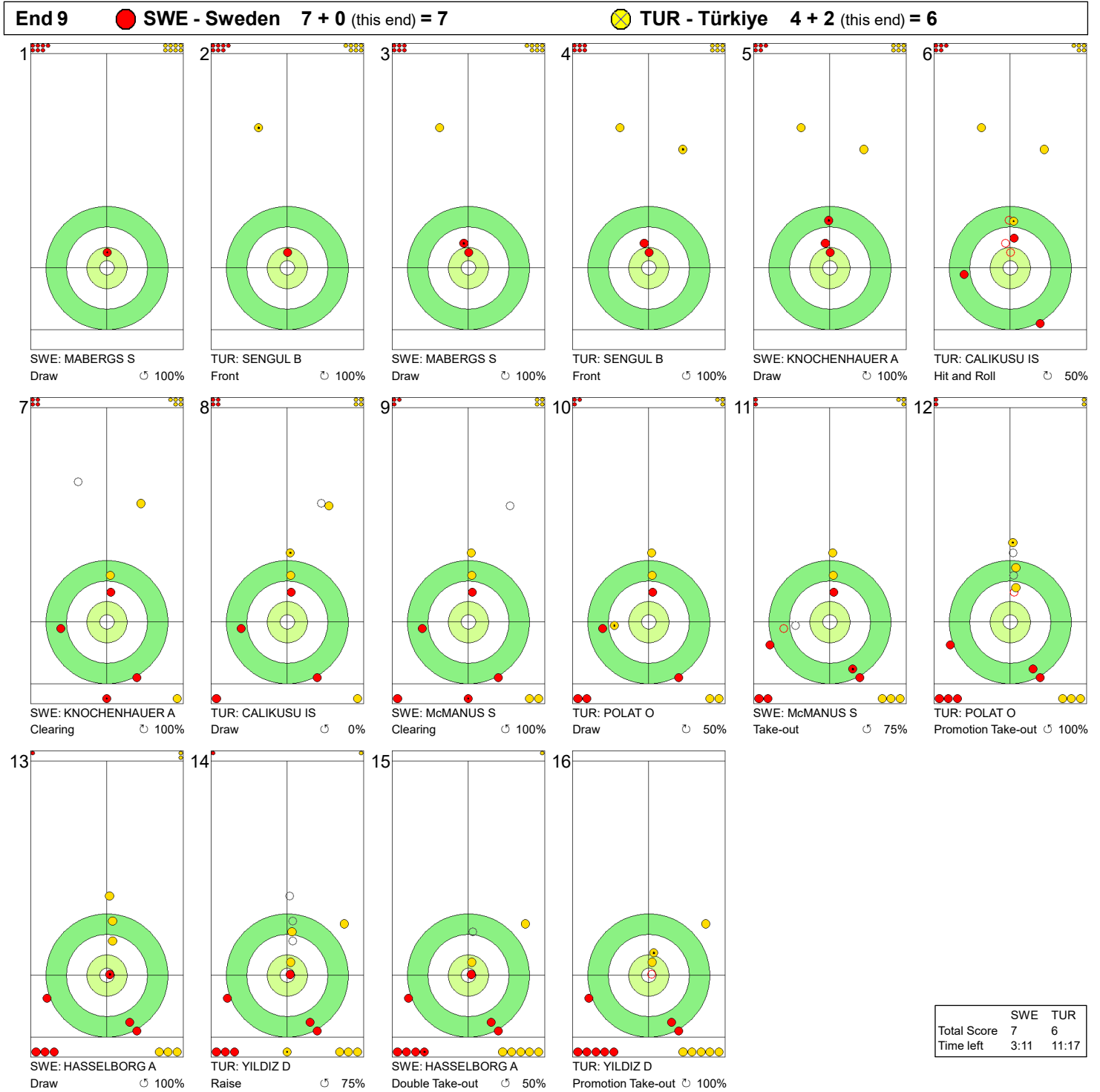
Legend:
↻ Clockwise ↺ Counter-clockwise - Not considered

TUE 19 MAR 2024
Start Time 9:00

Round Robin Session 9 - Sheet B

WORLD CURLING

Game - Shot by Shot



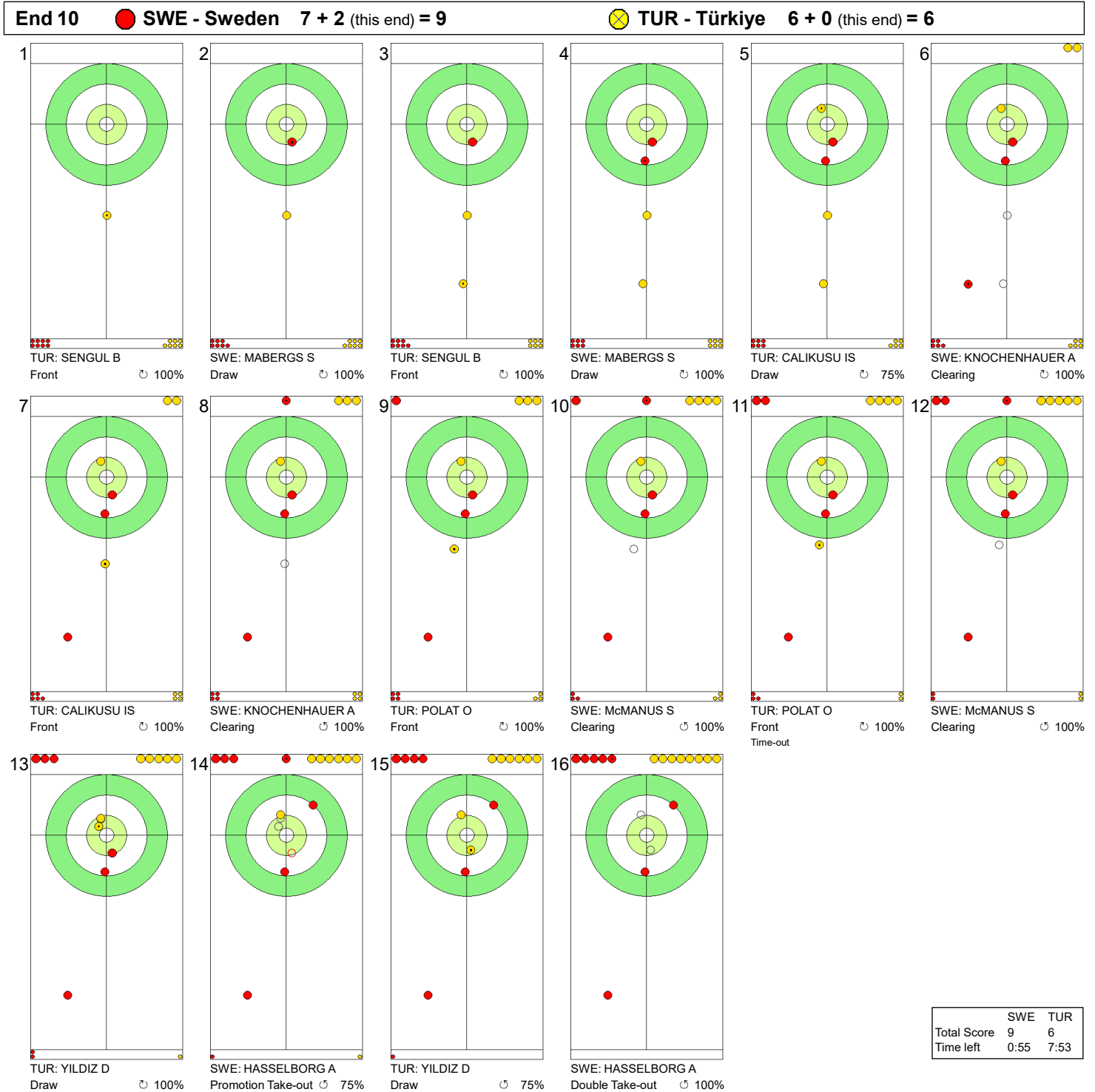
Legend:
 Clockwise Counter-clockwise - Not considered

TUE 19 MAR 2024
Start Time 9:00

Round Robin Session 9 - Sheet B

WORLD CURLING

Game - Shot by Shot



Legend:
 ↻ Clockwise ↺ Counter-clockwise - Not considered

TUE 19 MAR 2024
Start Time 9:00

Round Robin Session 9 - Sheet C

WORLD CURLING

Game - Shot by Shot

End 1			KOR - Korea 0 + 0 (this end) = 0			SCO - Scotland 0 + 0 (this end) = 0											
1		SCO: JACKSON S Front 100%	2		KOR: SEOL Y Draw 75%	3		SCO: JACKSON S Hit and Roll 100%	4		KOR: SEOL Y Hit and Roll 50%	5		SCO: SINCLAIR S Draw 75%	6		KOR: KIM S Double Take-out 100%
7		SCO: SINCLAIR S Draw 100%	8		KOR: KIM S Take-out 100%	9		SCO: DODDS J Take-out 100%	10		KOR: KIM M Take-out 100%	11		SCO: DODDS J Take-out 100%	12		KOR: KIM M Take-out 100%
13		SCO: MORRISON R Take-out 100%	14		KOR: GIM E Take-out 100%	15		SCO: MORRISON R Hit and Roll 75%	16		KOR: GIM E Clearing 100%						

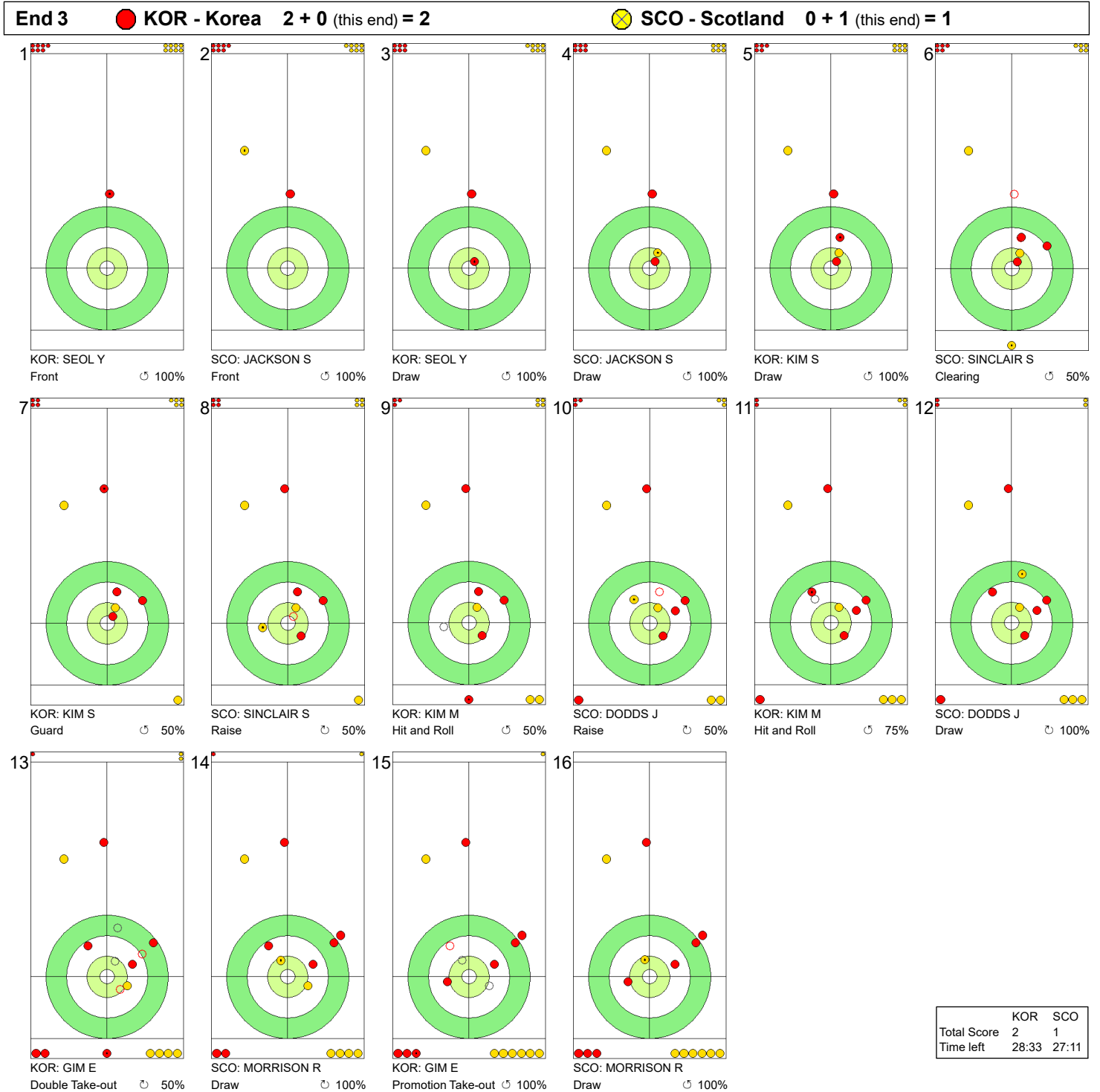
	KOR	SCO
Total Score	0	0
Time left	35:54	35:28

Legend:
 Clockwise
 Counter-clockwise
 - Not considered

TUE 19 MAR 2024
Start Time 9:00

Round Robin Session 9 - Sheet C

Game - Shot by Shot



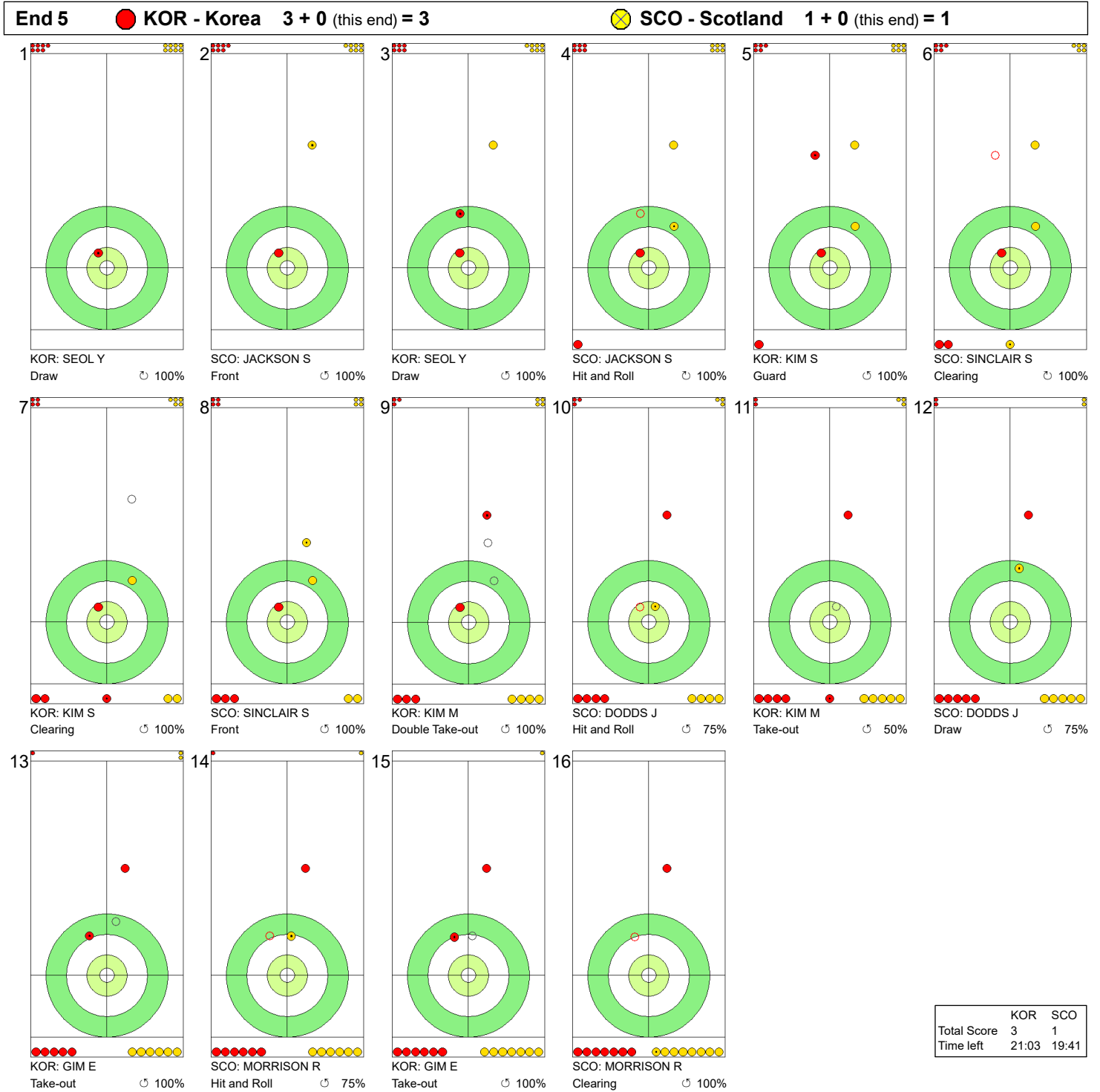
Legend:
 Clockwise Counter-clockwise - Not considered

TUE 19 MAR 2024
Start Time 9:00

Round Robin Session 9 - Sheet C

WORLD CURLING

Game - Shot by Shot



Legend:
 Clockwise Counter-clockwise - Not considered

TUE 19 MAR 2024
Start Time 9:00

Round Robin Session 9 - Sheet C

WORLD
CURLING

Game - Shot by Shot

End 6 **KOR - Korea** 3 + 0 (this end) = 3 **SCO - Scotland** 1 + 2 (this end) = 3



	KOR	SCO
Total Score	3	3
Time left	15:57	15:54

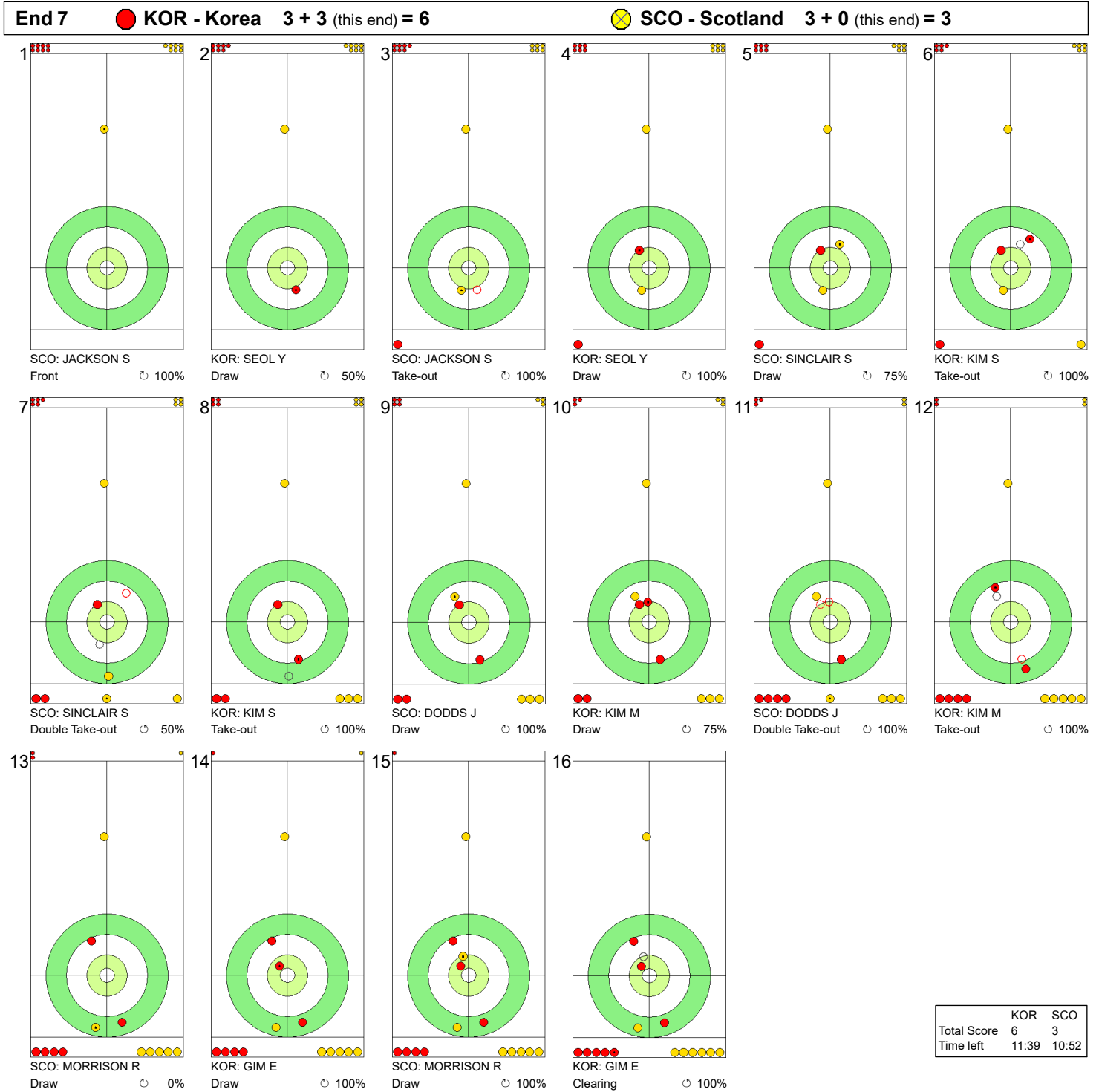
Legend:
 Clockwise Counter-clockwise - Not considered

TUE 19 MAR 2024
Start Time 9:00

Round Robin Session 9 - Sheet C

WORLD CURLING

Game - Shot by Shot



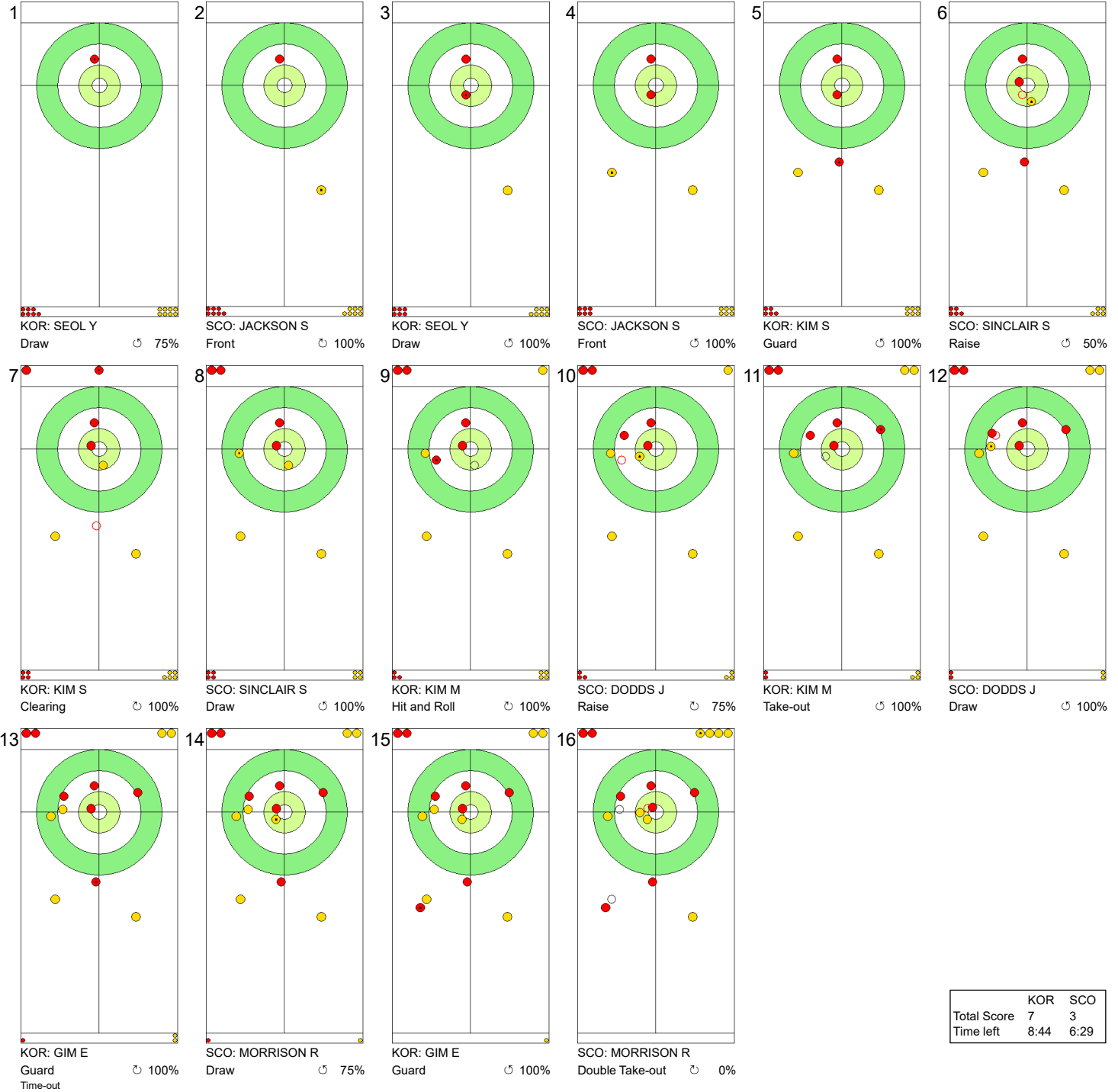
Legend:
 ↻ Clockwise ↺ Counter-clockwise - Not considered

TUE 19 MAR 2024
Start Time 9:00

Round Robin Session 9 - Sheet C

Game - Shot by Shot

End 8 **KOR - Korea** **6 + 1 (this end) = 7** **SCO - Scotland** **3 + 0 (this end) = 3**



	KOR	SCO
Total Score	7	3
Time left	8:44	6:29

Legend:
 Clockwise Counter-clockwise - Not considered

TUE 19 MAR 2024
Start Time 9:00

Round Robin Session 9 - Sheet D

Game Results

Sheet	Team	LSFE	1	2	3	4	5	6	7	8	9	10	Extra Ends	Total
D	ITA - Italy	*	2	0	0	0	2	0	0	2	0	1	0	7
	CAN - Canada		0	2	0	1	0	2	1	0	1	0	1	8

ITA - Italy		Shot Success Game	All
4 S	CONSTANTINI Stefania	82%	87%
3	MATHIS Elena	76%	81%
2	ROMEI Angela	93%	85%
1 V	ZARDINI LACEDELLI Giulia	86%	90%
A	LO DESERTO Marta	-	-
Team Total		84%	86%

CAN - Canada		Shot Success Game	All
4 S	HOMAN Rachel	96%	90%
3 V	FLEURY Tracy	72%	82%
2	MISKEW Emma	88%	90%
1	WILKES Sarah	88%	89%
A	BROWN Rachel	-	-
Team Total		86%	88%

Last Stone Draw		Distance
⌚	CONSTANTINI Stefania	57.9cm
⌚	ZARDINI LACEDELLI Giulia	25.1cm
Total		83.0cm

Last Stone Draw		Distance
⌚	HOMAN Rachel	16.2cm
⌚	WILKES Sarah	199.6cm
Total		215.8cm

Time remaining: 0 minutes 12 seconds
0 minutes 3 seconds (after extra end)

Time remaining: 1 minute 37 seconds
2 minutes 53 seconds (after extra end)

Time-out: End 10 - ITA stone 8; End 11 - ITA stone 6

Time-out: End 10 - CAN stone 8

Shot Success Analysis

ITA - Italy		⌚	⌚	Game
4	CONSTANTINI Stefania	Draws	7 68%	5 70% 12 69%
		Take-outs	3 100%	7 96% 10 98%
		Total	10 78%	12 85% 22 82%
3	MATHIS Elena	Draws	7 64%	5 100% 12 79%
		Take-outs	3 83%	7 68% 10 73%
		Total	10 70%	12 81% 22 76%
2	ROMEI Angela	Draws	4 100%	4 81% 8 91%
		Take-outs	8 91%	6 100% 14 95%
		Total	12 94%	10 93% 22 93%
1	ZARDINI LACEDELLI Giulia	Draws	6 75%	14 93% 20 88%
		Take-outs	0 -	2 75% 2 75%
		Total	6 75%	16 91% 22 86%
A	LO DESERTO Marta	Draws	0 -	0 - 0 -
		Take-outs	0 -	0 - 0 -
		Total	0 -	0 - 0 -
Team		Draws	24 74%	28 88% 52 82%
		Take-outs	14 91%	22 86% 36 88%
		Total	38 80%	50 88% 88 84%

CAN - Canada		⌚	⌚	Game
4	HOMAN Rachel	Draws	4 94%	2 100% 6 96%
		Take-outs	5 90%	10 100% 15 97%
		Total	9 92%	12 100% 21 96%
3	FLEURY Tracy	Draws	5 80%	2 50% 7 71%
		Take-outs	7 57%	8 84% 15 72%
		Total	12 67%	10 78% 22 72%
2	MISKEW Emma	Draws	5 65%	5 80% 10 73%
		Take-outs	7 100%	5 100% 12 100%
		Total	12 85%	10 90% 22 88%
1	WILKES Sarah	Draws	9 94%	10 88% 19 91%
		Take-outs	2 50%	1 100% 3 67%
		Total	11 86%	11 89% 22 88%
A	BROWN Rachel	Draws	0 -	0 - 0 -
		Take-outs	0 -	0 - 0 -
		Total	0 -	0 - 0 -
Team		Draws	23 85%	19 83% 42 84%
		Take-outs	21 79%	24 95% 45 87%
		Total	44 82%	43 90% 87 86%

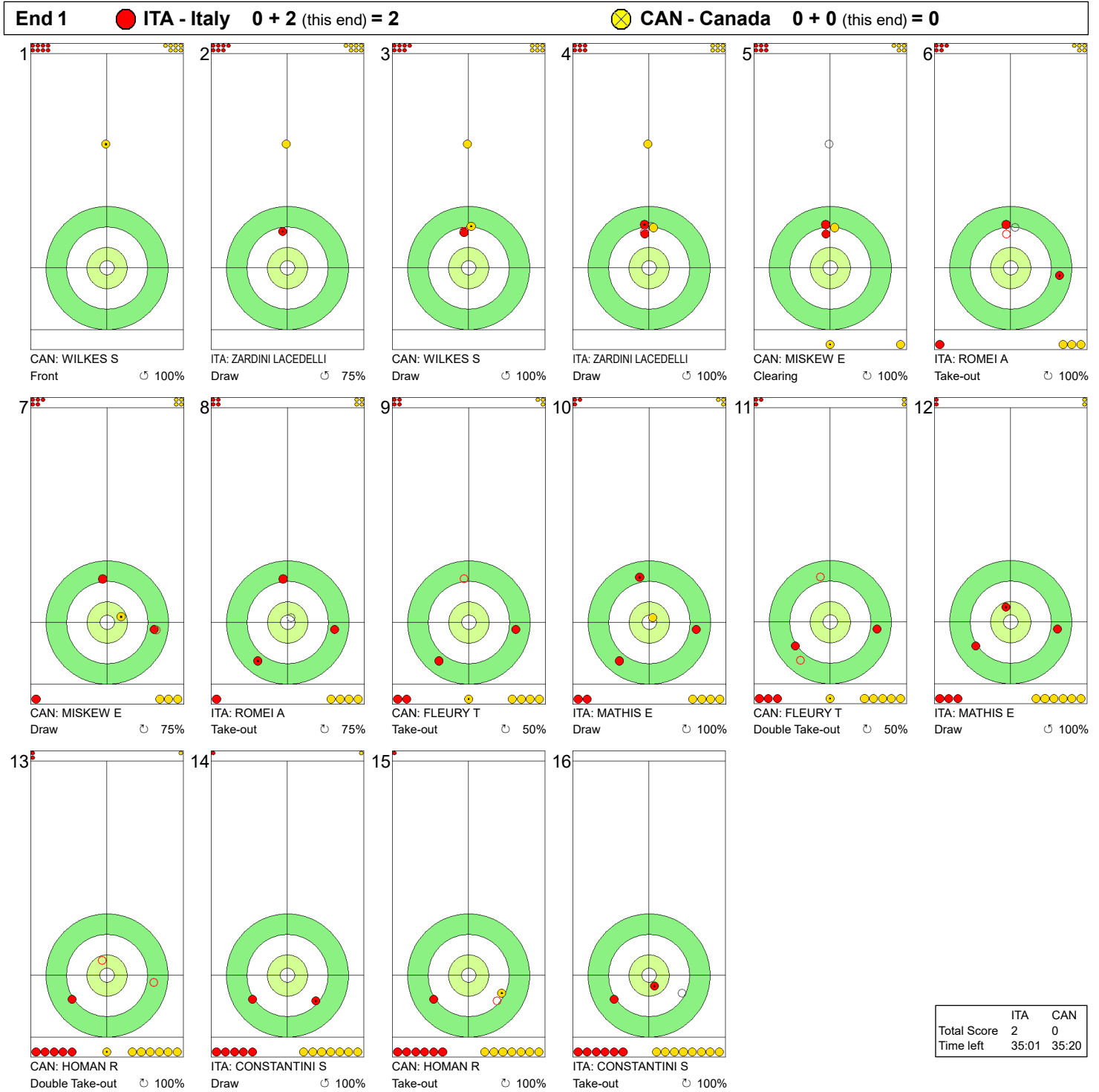
Note:
Position and function for each team member:
4 = Fourth, 3 = Third, 2 = Second, 1 = Lead, A = Alternate, S = Skip, V = Vice-Skip

Legend:
⌚ Clockwise ⌚ Counter-clockwise LSFE(*) Last Stone First End

TUE 19 MAR 2024
Start Time 9:00

Round Robin Session 9 - Sheet D

Game - Shot by Shot



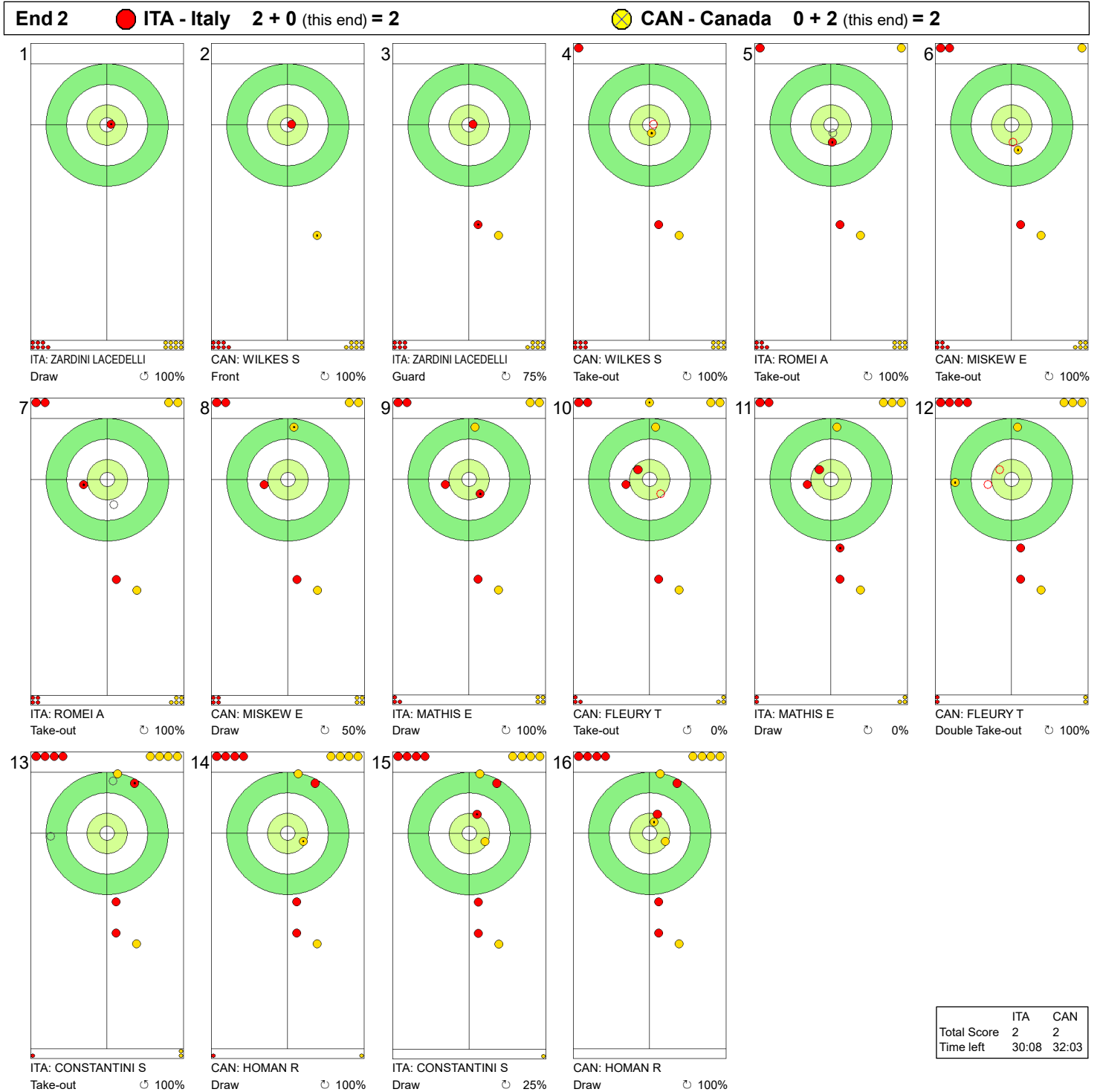
Legend:
 ↻ Clockwise ↺ Counter-clockwise - Not considered

TUE 19 MAR 2024
Start Time 9:00

Round Robin Session 9 - Sheet D

WORLD CURLING

Game - Shot by Shot



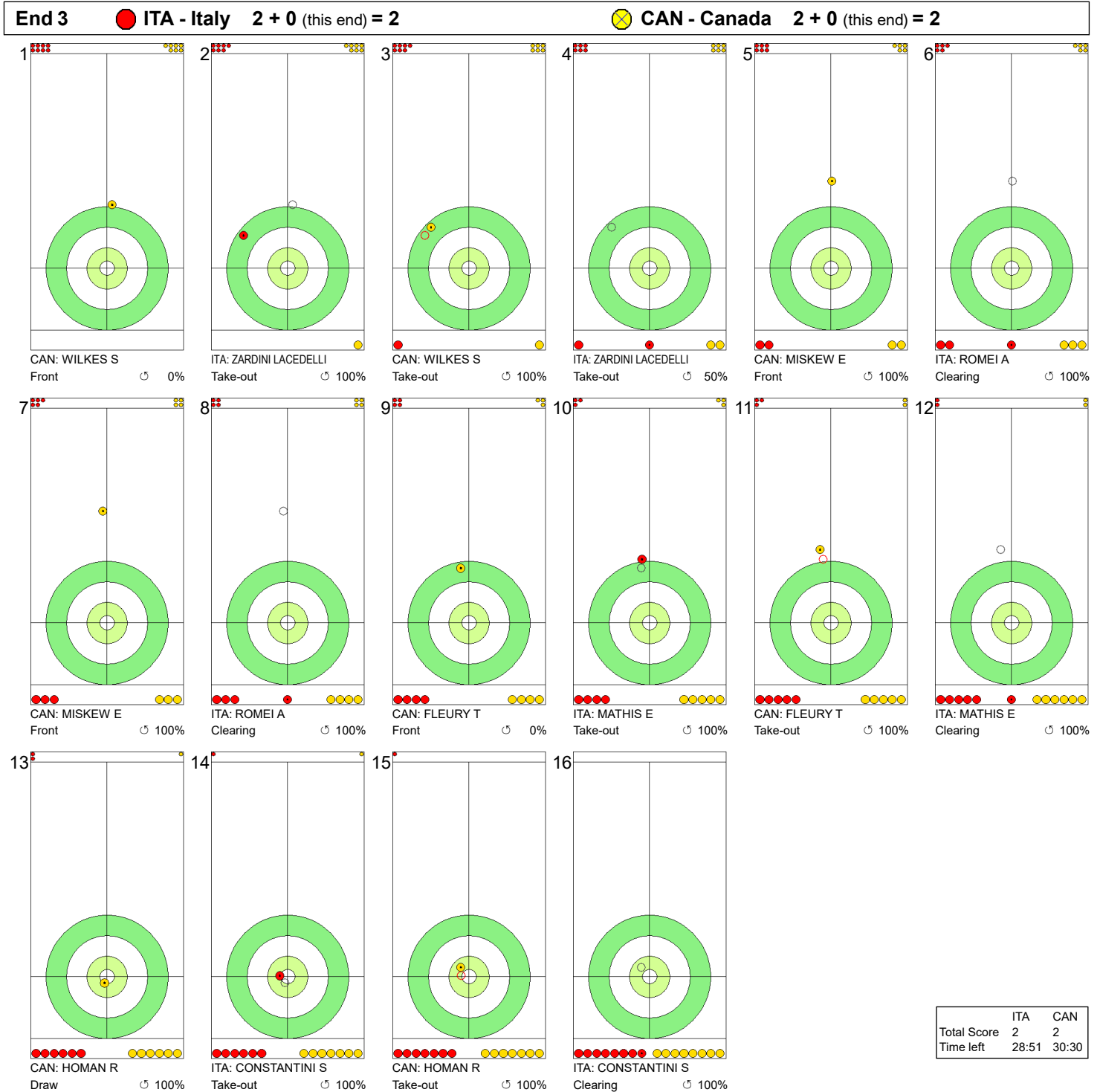
Legend:
 ↻ Clockwise ↺ Counter-clockwise - Not considered

TUE 19 MAR 2024
Start Time 9:00

Round Robin Session 9 - Sheet D

WORLD CURLING

Game - Shot by Shot

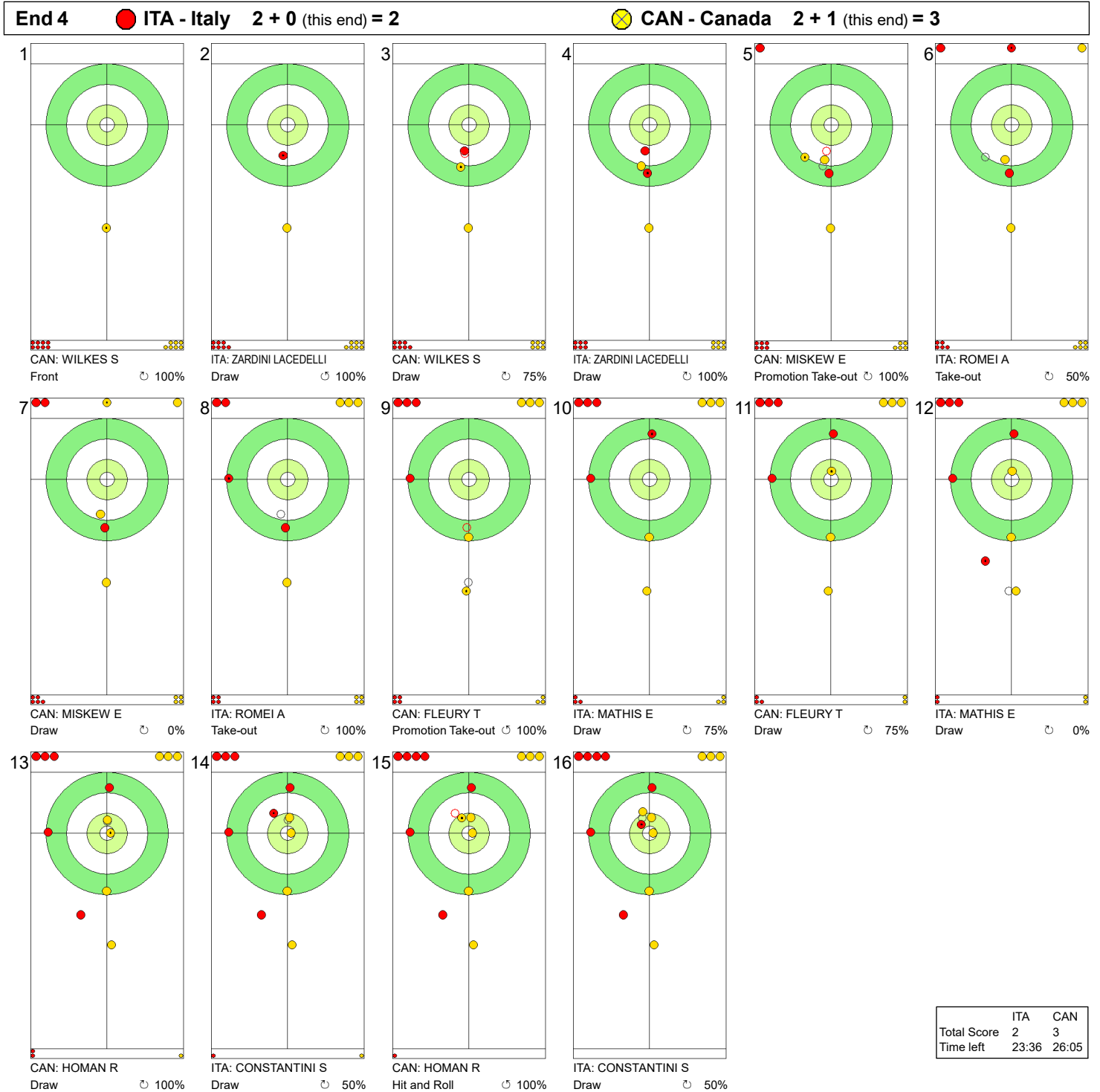


Legend:
 Clockwise Counter-clockwise - Not considered

TUE 19 MAR 2024
Start Time 9:00

Round Robin Session 9 - Sheet D

Game - Shot by Shot



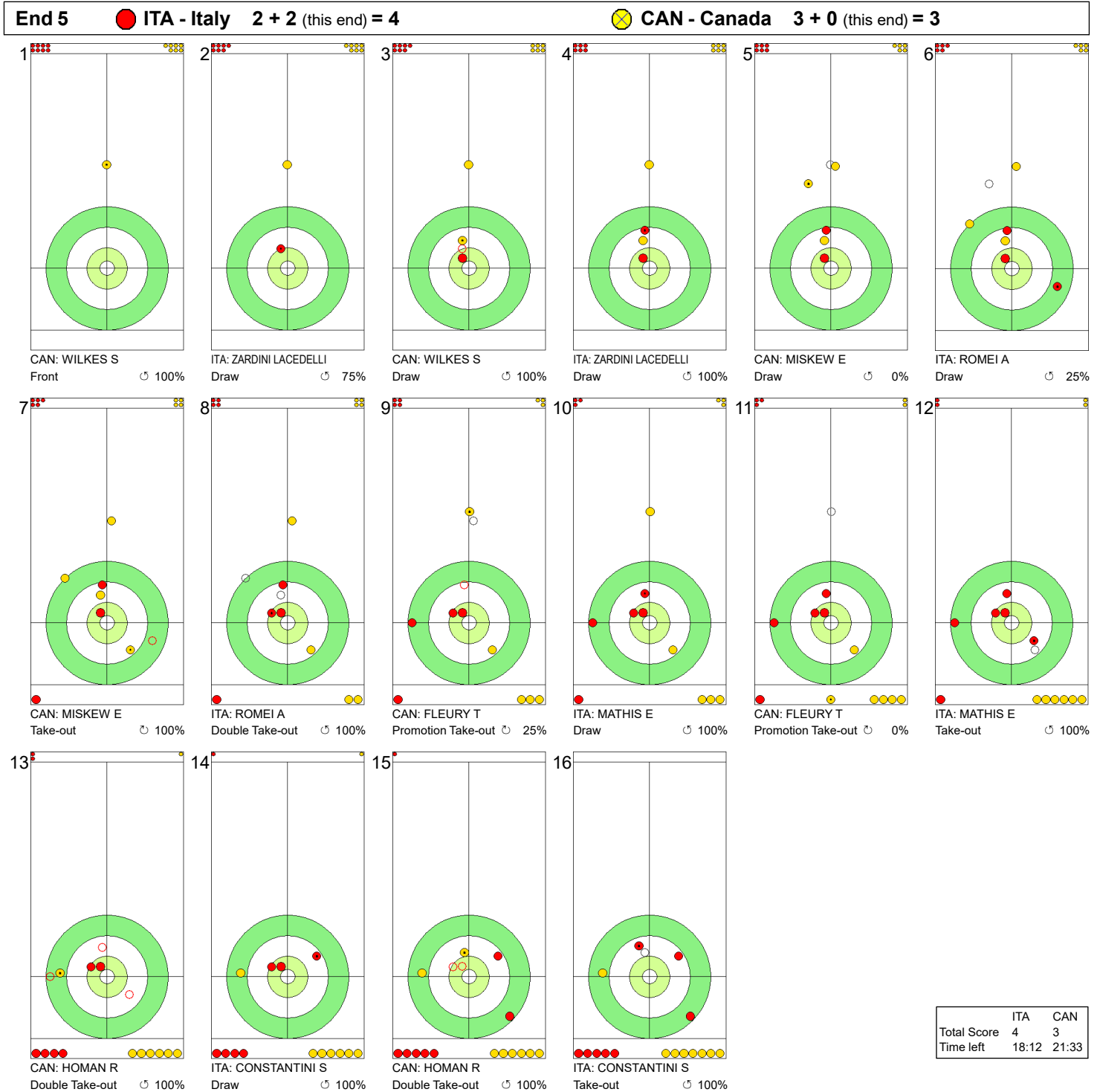
Legend:
 ↻ Clockwise ↺ Counter-clockwise - Not considered

TUE 19 MAR 2024
Start Time 9:00

Round Robin Session 9 - Sheet D

WORLD CURLING

Game - Shot by Shot



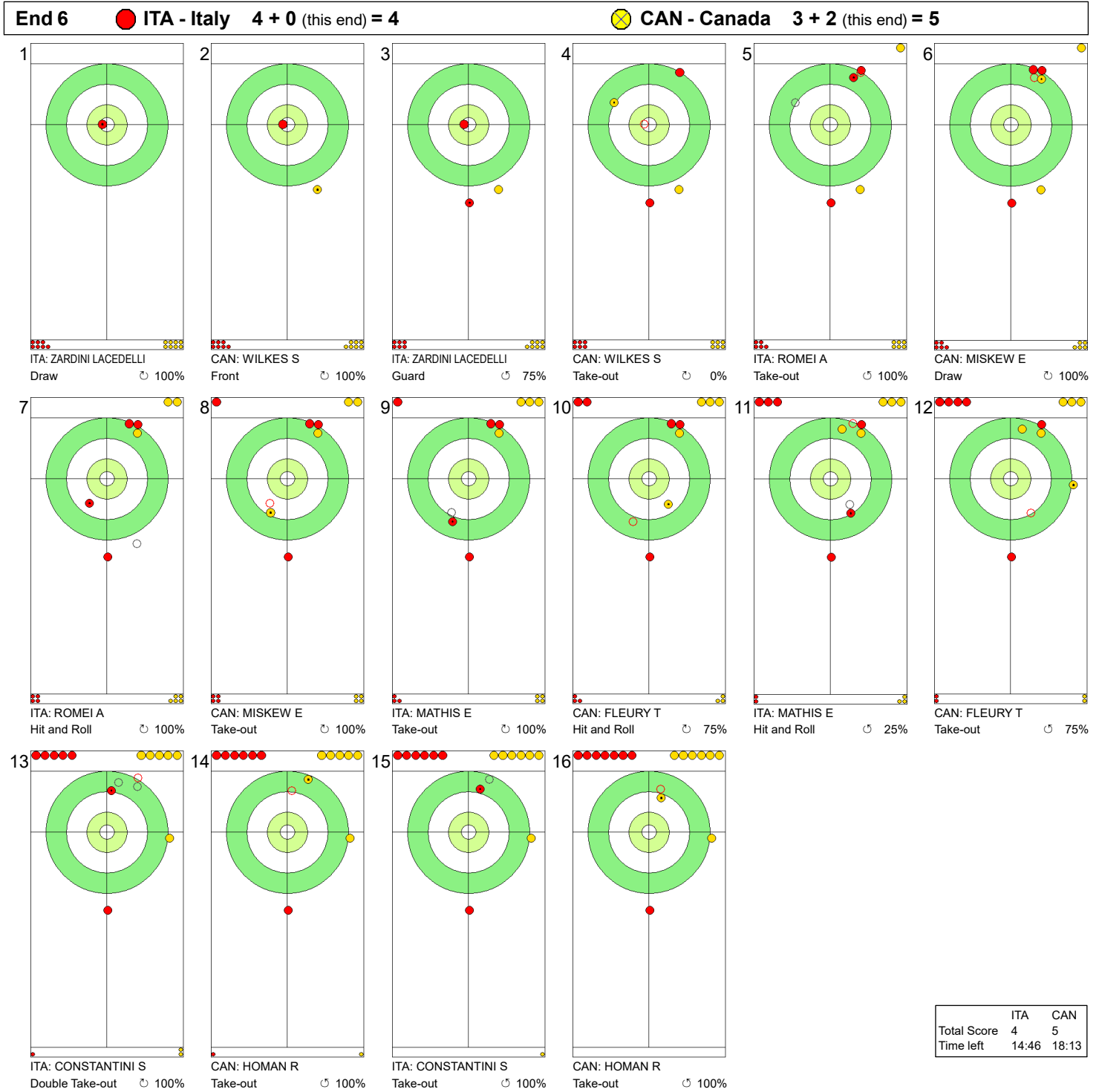
Legend:
 ↻ Clockwise ↺ Counter-clockwise - Not considered

TUE 19 MAR 2024
Start Time 9:00

Round Robin Session 9 - Sheet D

WORLD CURLING

Game - Shot by Shot



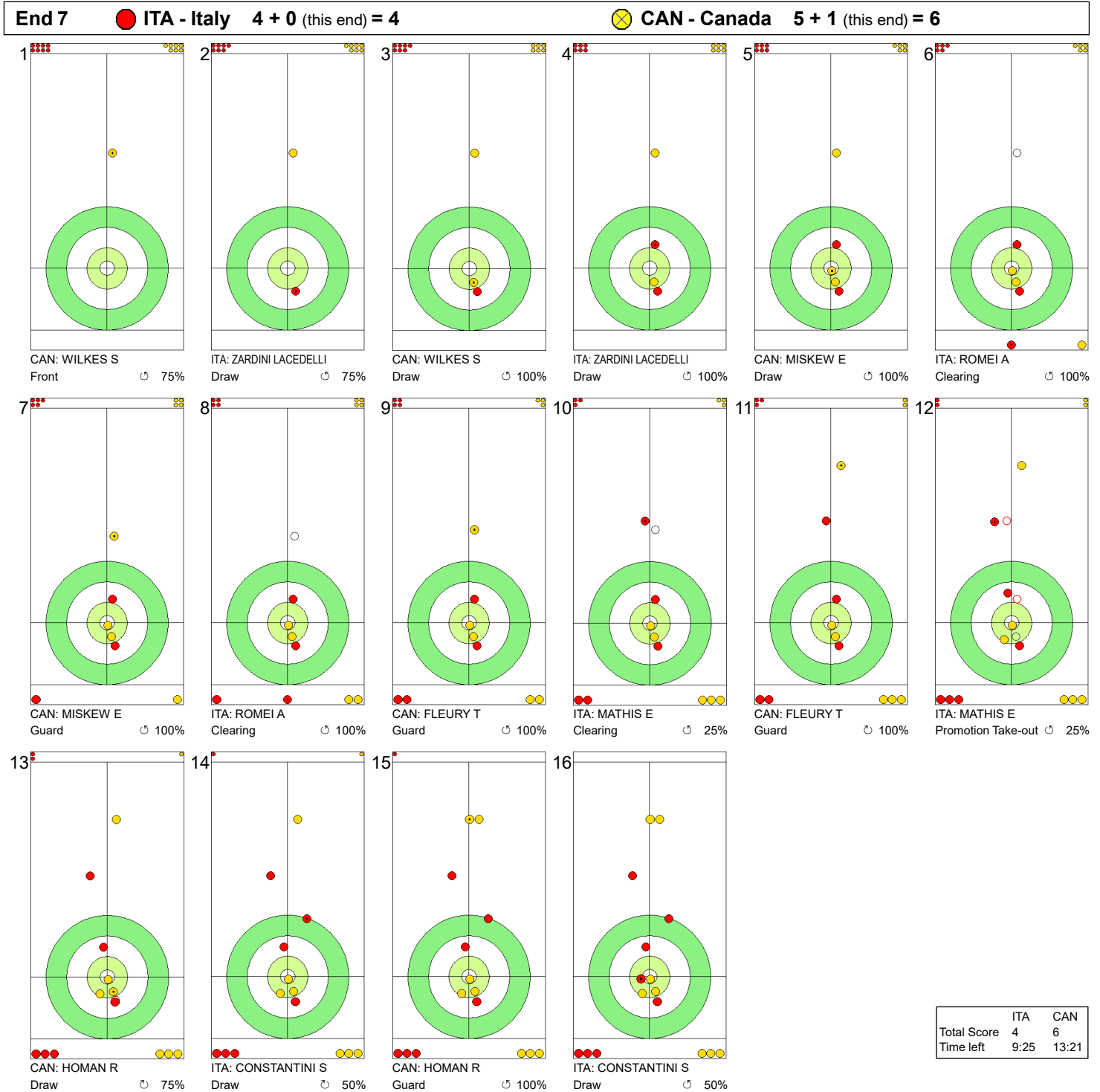
Legend:
 ↻ Clockwise ↺ Counter-clockwise - Not considered

TUE 19 MAR 2024
Start Time 9:00

Round Robin Session 9 - Sheet D

WORLD CURLING

Game - Shot by Shot

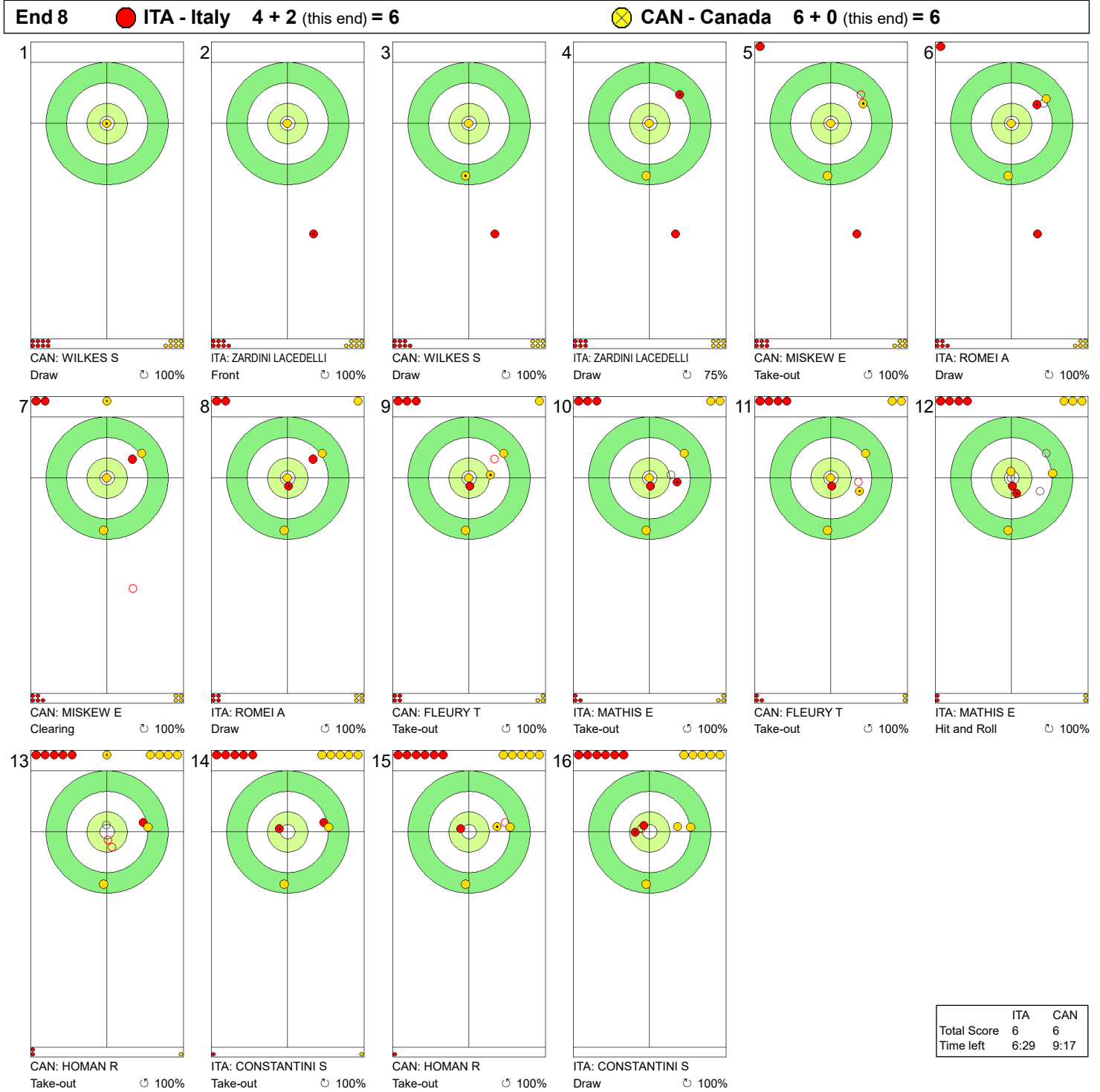


Legend:
 ↻ Clockwise ↺ Counter-clockwise - Not considered

TUE 19 MAR 2024
Start Time 9:00

Round Robin Session 9 - Sheet D

Game - Shot by Shot



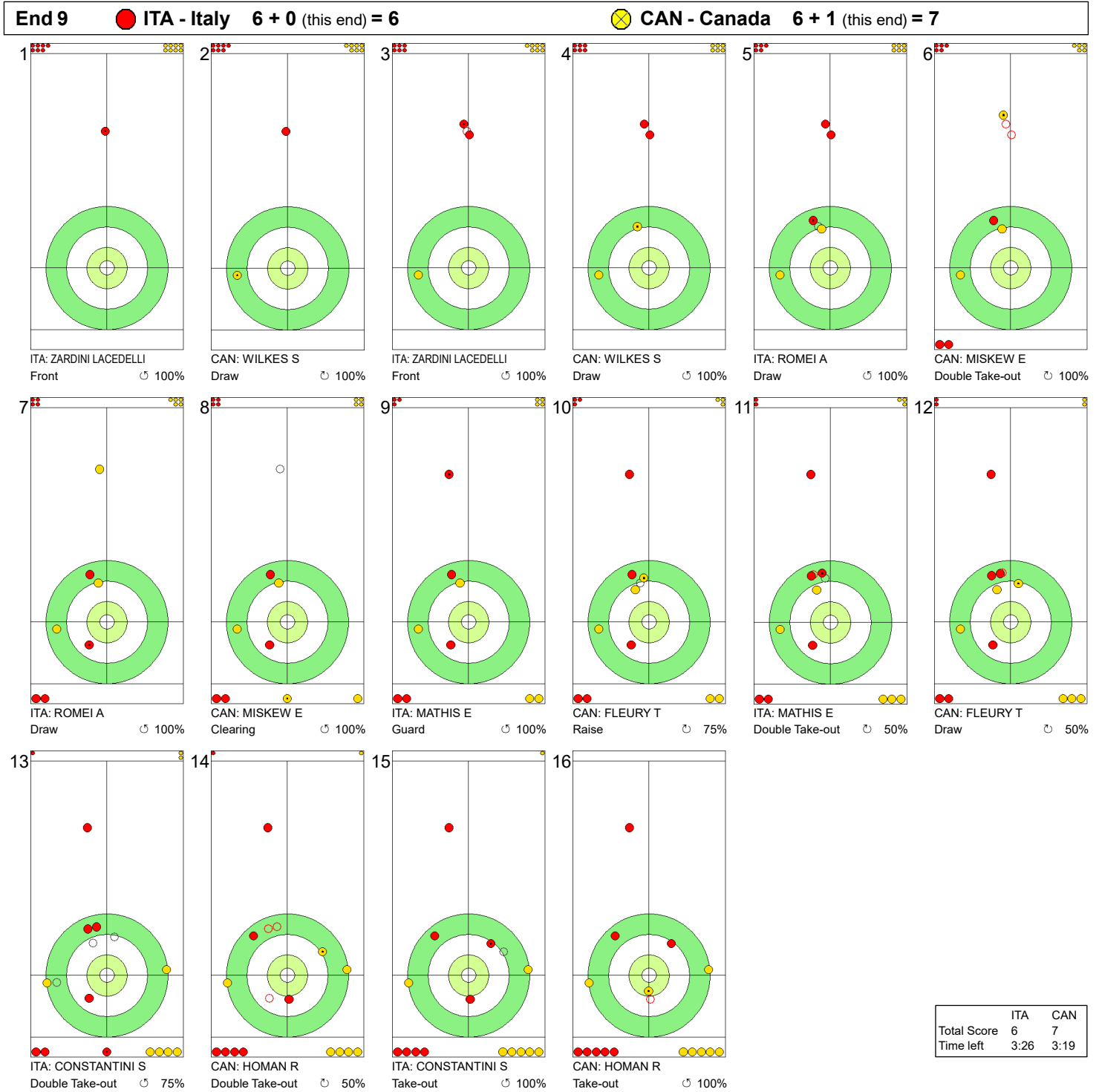
Legend:
 ↻ Clockwise ↺ Counter-clockwise - Not considered

TUE 19 MAR 2024
Start Time 9:00

Round Robin Session 9 - Sheet D

WORLD CURLING

Game - Shot by Shot

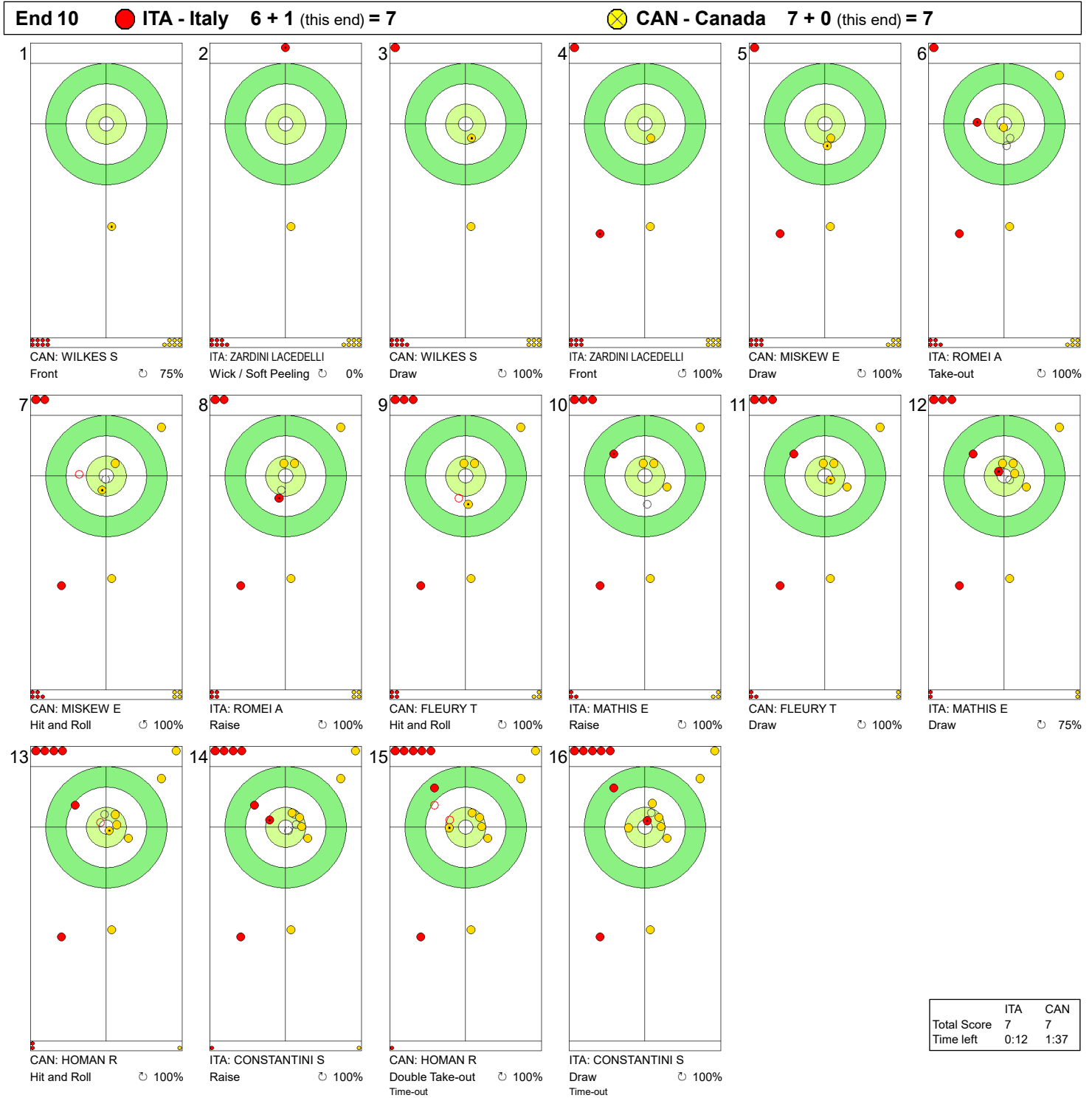


Legend:
 ↻ Clockwise ↺ Counter-clockwise - Not considered

TUE 19 MAR 2024
Start Time 9:00

Round Robin Session 9 - Sheet D

Game - Shot by Shot



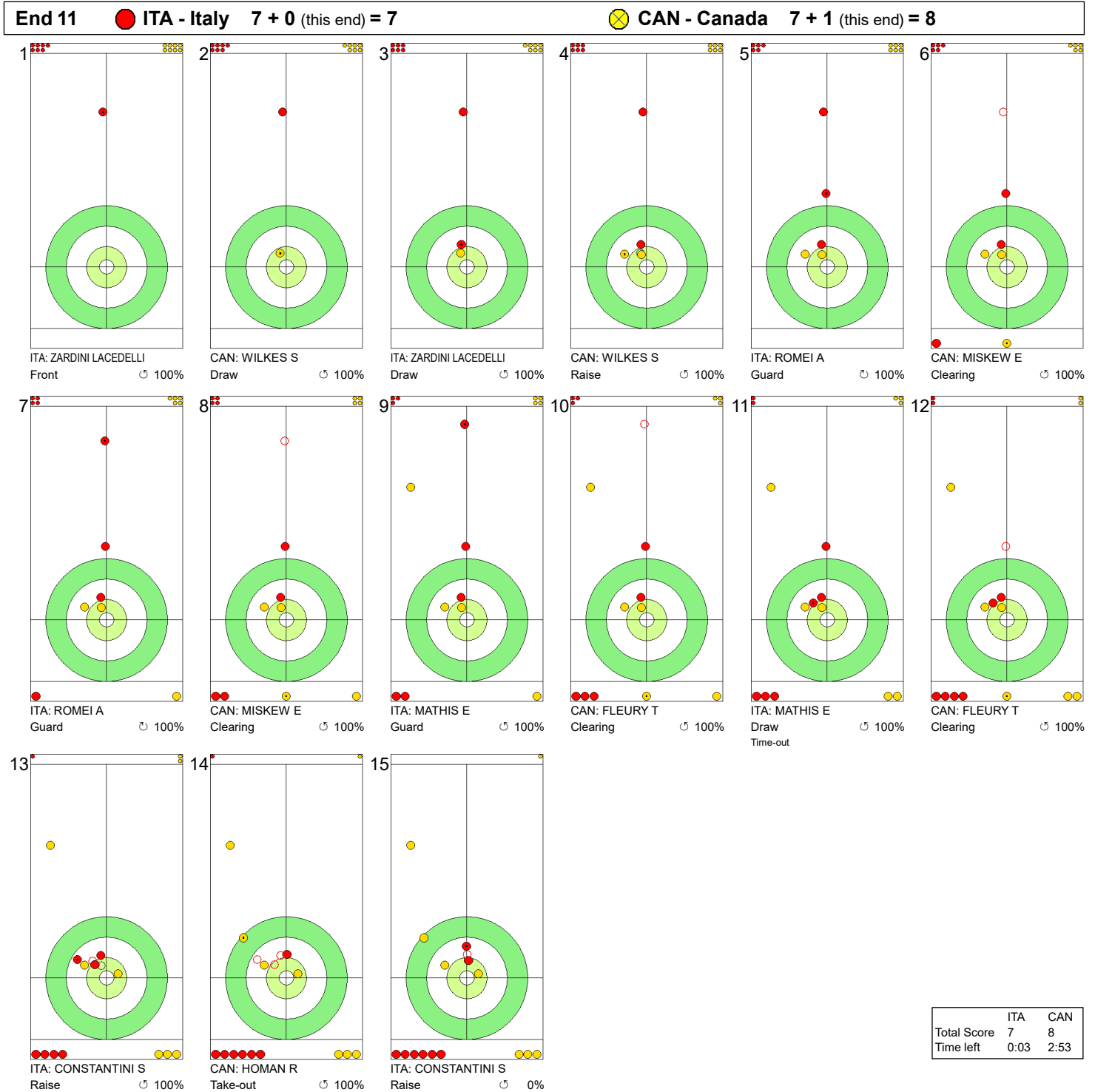
Legend:
 ↻ Clockwise ↺ Counter-clockwise - Not considered

TUE 19 MAR 2024
Start Time 9:00

Round Robin Session 9 - Sheet D

WORLD CURLING

Game - Shot by Shot



Legend:
 ↻ Clockwise ↺ Counter-clockwise - Not considered

MON 18 MAR 2024
Start Time 19:00

Round Robin Session 8

**WORLD
CURLING**

Session Results and Standings

Sheet	Team	LSD/LSFE	1	2	3	4	5	6	7	8	9	10	Extra Ends	Total
A	SCO - Scotland	87.5cm *	0	0	0	0	1	0	X	X	X	X		1
	SWE - Sweden	133.2cm	1	3	2	1	0	1	X	X	X	X		8
B	SUI - Switzerland	55.2cm	0	2	2	0	0	3	0	3	X	X		10
	JPN - Japan	47.7cm *	1	0	0	1	0	0	1	0	X	X		3
C	NOR - Norway	207.7cm	2	2	0	1	0	1	0	4	1	X		11
	TUR - Türkiye	58.7cm *	0	0	1	0	2	0	2	0	0	X		5
D	EST - Estonia	77.2cm	1	0	2	1	1	0	2	0	2	0		9
	DEN - Denmark	58.7cm *	0	2	0	0	0	3	0	2	0	3		10

Current Standings

Rank	Team	Games	Wins	Losses
1	SUI - Switzerland	5	5	0
2	CAN - Canada	4	4	0
2	ITA - Italy	4	4	0
4	DEN - Denmark	5	4	1
5	KOR - Korea	4	3	1
6	NOR - Norway	5	2	3
6	SWE - Sweden	5	2	3
6	USA - United States	5	2	3
9	EST - Estonia	5	1	4
9	JPN - Japan	5	1	4
9	NZL - New Zealand	5	1	4
9	SCO - Scotland	5	1	4
9	TUR - Türkiye	5	1	4

Attendance

Session: 938 Total: 12'451

Note:
Under WCF rules, tie-breaking rules for standings are not applied until after the last game of the round robin.

Legend:
LSD Last Stone Draw **LSFE(*)** Last Stone First End **X** Unplayed/unfinished end due to concession

MON 18 MAR 2024
Start Time 19:00

Round Robin Session 8 - Sheet A

Game Results

Sheet	Team	LSFE	1	2	3	4	5	6	7	8	9	10	Extra Ends	Total
A	SCO - Scotland	*	0	0	0	0	1	0	X	X	X	X		1
	SWE - Sweden		1	3	2	1	0	1	X	X	X	X		8

SCO - Scotland		Shot Success Game	All
4 S	MORRISON Rebecca	58%	67%
3	DODDS Jennifer	63%	78%
2	SINCLAIR Sophie	79%	83%
1 V	JACKSON Sophie	85%	87%
A	AITKEN Gina	-	-
Team Total		71%	79%

SWE - Sweden		Shot Success Game	All
4 S	HASSELBORG Anna	96%	87%
3 V	McMANUS Sara	92%	87%
2	KNOCHENHAUER Agnes	94%	83%
1	MABERGS Sofia	83%	91%
A	HELDIN Johanna	-	-
Team Total		91%	87%

Last Stone Draw Distance

⌚	MORRISON Rebecca	47.3cm
⌚	SINCLAIR Sophie	40.2cm
Total		87.5cm

Last Stone Draw Distance

⌚	HASSELBORG Anna	99.0cm
⌚	McMANUS Sara	34.2cm
Total		133.2cm

Time remaining: 12 minutes 57 seconds

Time remaining: 12 minutes 26 seconds

Time-out: End 6 - SWE stone 6

Shot Success Analysis

SCO - Scotland		⌚	⌚	Game	
4	MORRISON Rebecca	Draws	1 50%	5 35%	6 38%
		Take-outs	2 63%	4 88%	6 79%
		Total	3 58%	9 58%	12 58%
3	DODDS Jennifer	Draws	1 100%	4 75%	5 80%
		Take-outs	4 50%	3 50%	7 50%
		Total	5 60%	7 64%	12 63%
2	SINCLAIR Sophie	Draws	5 80%	2 100%	7 86%
		Take-outs	2 50%	3 83%	5 70%
		Total	7 71%	5 90%	12 79%
1	JACKSON Sophie	Draws	4 100%	8 78%	12 85%
		Take-outs	0 -	0 -	0 -
		Total	4 100%	8 78%	12 85%
A	AITKEN Gina	Draws	0 -	0 -	0 -
		Take-outs	0 -	0 -	0 -
		Total	0 -	0 -	0 -
Team		Draws	11 86%	19 68%	30 75%
		Take-outs	8 53%	10 75%	18 65%
		Total	19 72%	29 71%	48 71%

SWE - Sweden		⌚	⌚	Game	
4	HASSELBORG Anna	Draws	2 75%	4 100%	6 92%
		Take-outs	3 100%	3 100%	6 100%
		Total	5 90%	7 100%	12 96%
3	McMANUS Sara	Draws	0 -	2 100%	2 100%
		Take-outs	4 75%	6 100%	10 90%
		Total	4 75%	8 100%	12 92%
2	KNOCHENHAUER Agnes	Draws	1 100%	5 100%	6 100%
		Take-outs	2 63%	4 100%	6 88%
		Total	3 75%	9 100%	12 94%
1	MABERGS Sofia	Draws	5 95%	7 75%	12 83%
		Take-outs	0 -	0 -	0 -
		Total	5 95%	7 75%	12 83%
A	HELDIN Johanna	Draws	0 -	0 -	0 -
		Take-outs	0 -	0 -	0 -
		Total	0 -	0 -	0 -
Team		Draws	8 91%	18 90%	26 90%
		Take-outs	9 81%	13 100%	22 92%
		Total	17 85%	31 94%	48 91%

Note:
Position and function for each team member:
4 = Fourth, 3 = Third, 2 = Second, 1 = Lead, A = Alternate, S = Skip, V = Vice-Skip

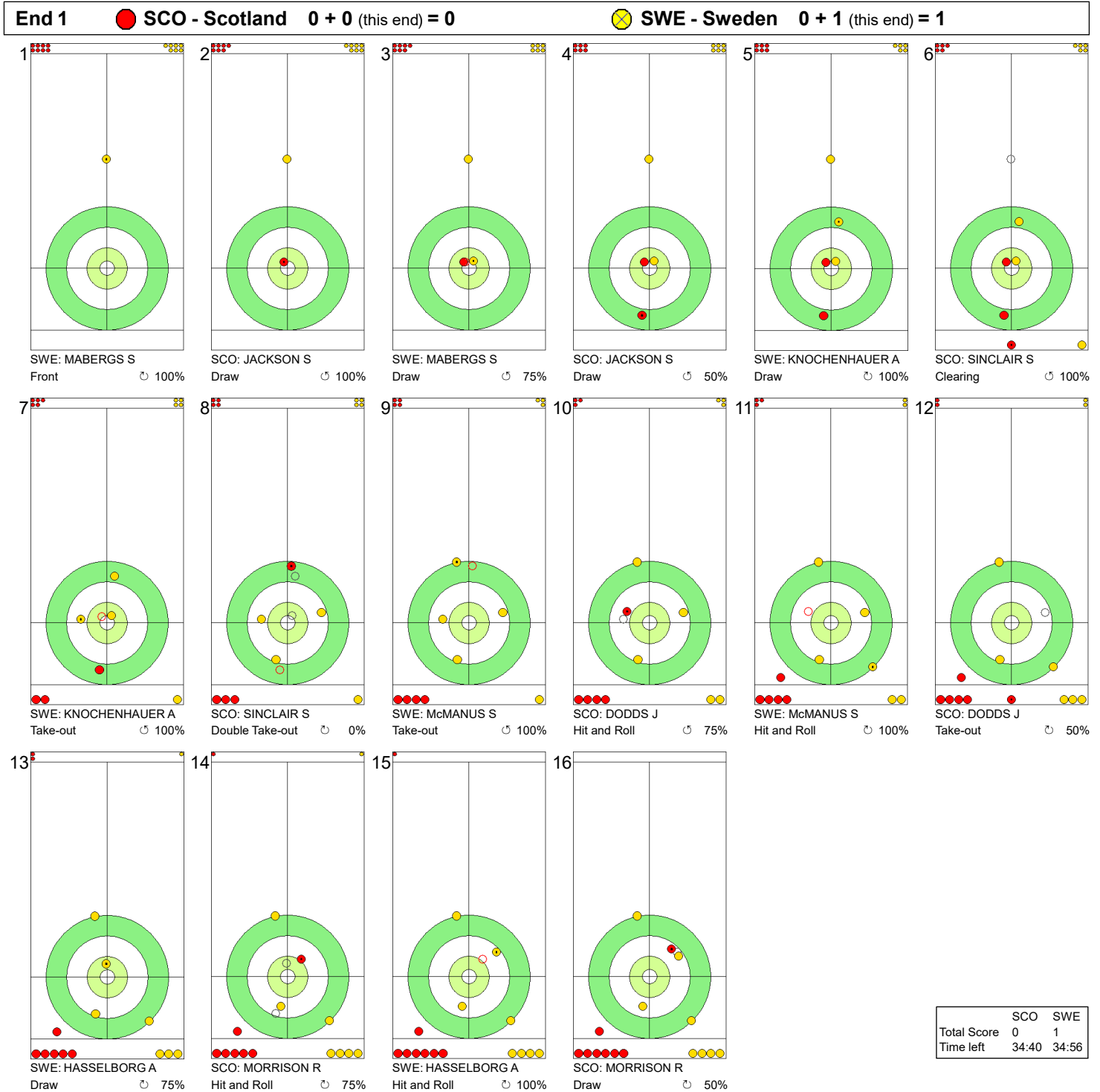
Legend:
⌚ Clockwise ⌚ Counter-clockwise LSFE(*) Last Stone First End
X Unplayed/unfinished end due to concession

MON 18 MAR 2024
Start Time 19:00

Round Robin Session 8 - Sheet A

WORLD CURLING

Game - Shot by Shot



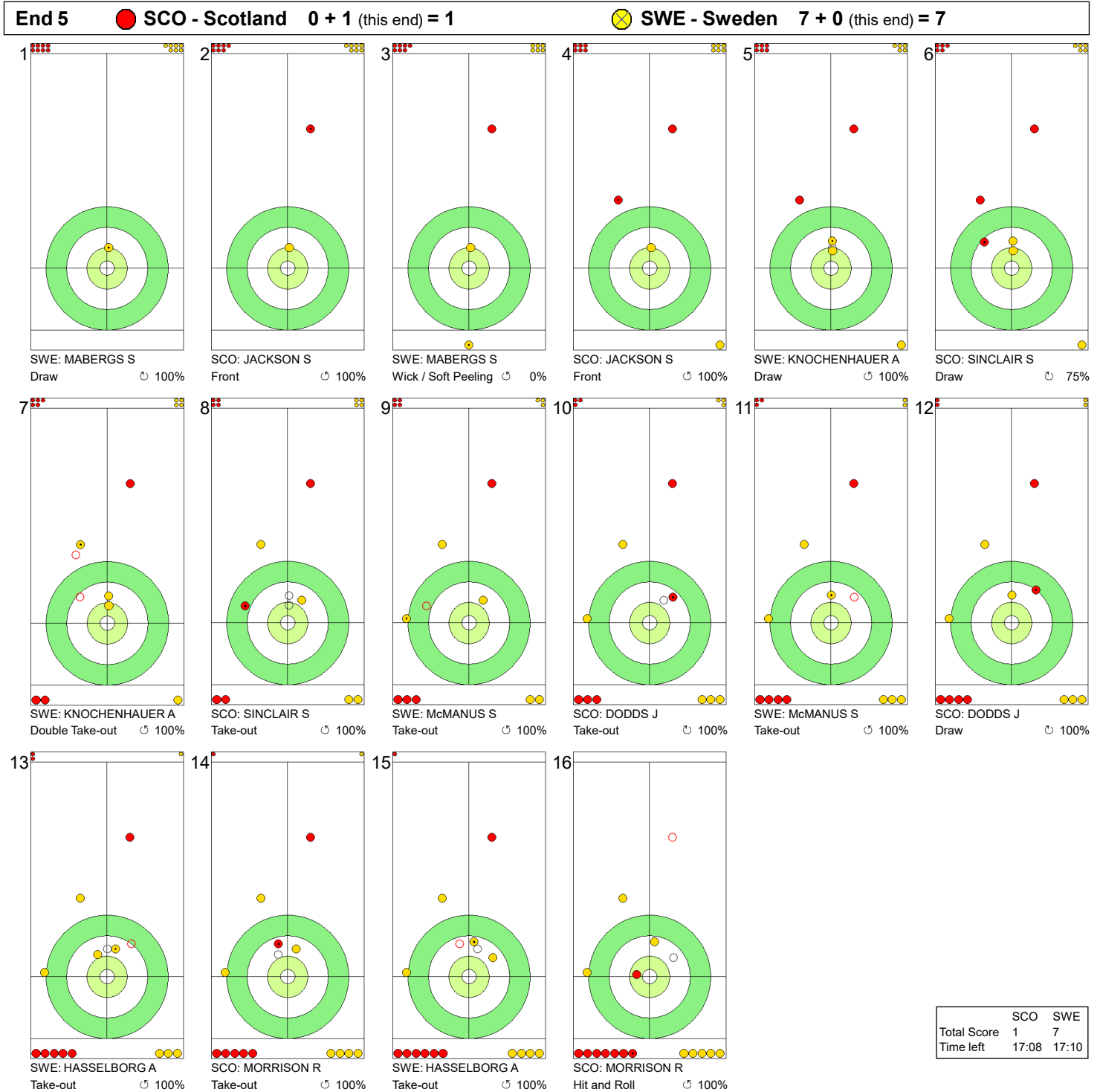
Legend:
 Clockwise Counter-clockwise - Not considered

MON 18 MAR 2024
Start Time 19:00

Round Robin Session 8 - Sheet A

WORLD CURLING

Game - Shot by Shot



Legend:
 Clockwise Counter-clockwise - Not considered

MON 18 MAR 2024
Start Time 19:00

Round Robin Session 8 - Sheet B

Game Results

Sheet	Team	LSFE	1	2	3	4	5	6	7	8	9	10	Extra Ends	Total
B	SUI - Switzerland		0	2	2	0	0	3	0	3	X	X		10
	JPN - Japan	*	1	0	0	1	0	0	1	0	X	X		3

SUI - Switzerland		Shot Success	Game	All
4 V	PAETZ Alina	100 %		87 %
3 S	TIRINZONI Silvana	85 %		89 %
2	WITSCHONKE Selina	92 %		84 %
1	HOWALD Carole	97 %		93 %
A	BERSET Stefanie	94 %		88 %
Team Total		94 %		88 %

JPN - Japan		Shot Success	Game	All
4 S	UENO Miyu	72 %		64 %
3 V	KANAI Asuka	72 %		74 %
2	NISHIMURO Junko	69 %		73 %
1	UENO Yui	88 %		90 %
A	RYOKAWA Mone	-		99 %
Team Total		75 %		76 %

Last Stone Draw		Distance
⌚	WITSCHONKE Selina	13.0cm
⌚	HOWALD Carole	42.2cm
Total		55.2cm

Last Stone Draw		Distance
⌚	NISHIMURO Junko	14.3cm
⌚	UENO Miyu	33.4cm
Total		47.7cm

Time remaining: 9 minutes 40 seconds

Time remaining: 9 minutes 2 seconds

BERSET S replaced TIRINZONI S at the beginning of end 7
Revised line-up: (4 S) PAETZ A, (3 V) WITSCHONKE S, (2) HOWALD C, (1) BERSET S

Time-out: End 8 - JPN stone 6

Shot Success Analysis

SUI - Switzerland		⌚	⌚	Game
4	PAETZ Alina	Draws 2 100%	3 100%	5 100%
		Take-outs 6 100%	5 100%	11 100%
		Total 8 100%	8 100%	16 100%
3	TIRINZONI Silvana	Draws 2 88%	2 100%	4 94%
		Take-outs 6 75%	2 100%	8 81%
		Total 8 78%	4 100%	12 85%
2	WITSCHONKE Selina	Draws 0 -	5 95%	5 95%
		Take-outs 6 88%	5 95%	11 91%
		Total 6 88%	10 95%	16 92%
1	HOWALD Carole	Draws 4 100%	6 92%	10 95%
		Take-outs 3 100%	3 100%	6 100%
		Total 7 100%	9 94%	16 97%
A	BERSET Stefanie	Draws 2 88%	2 100%	4 94%
		Take-outs 0 -	0 -	0 -
		Total 2 88%	2 100%	4 94%
Team		Draws 10 95%	18 96%	28 96%
		Take-outs 21 89%	15 98%	36 93%
		Total 31 91%	33 97%	64 94%

JPN - Japan		⌚	⌚	Game
4	UENO Miyu	Draws 3 25%	3 83%	6 54%
		Take-outs 4 75%	6 88%	10 83%
		Total 7 54%	9 86%	16 72%
3	KANAI Asuka	Draws 5 75%	2 63%	7 71%
		Take-outs 5 65%	4 81%	9 72%
		Total 10 70%	6 75%	16 72%
2	NISHIMURO Junko	Draws 7 61%	6 75%	13 67%
		Take-outs 0 -	3 75%	3 75%
		Total 7 61%	9 75%	16 69%
1	UENO Yui	Draws 7 82%	6 92%	13 87%
		Take-outs 3 92%	0 -	3 92%
		Total 10 85%	6 92%	16 88%
A	RYOKAWA Mone	Draws 0 -	0 -	0 -
		Take-outs 0 -	0 -	0 -
		Total 0 -	0 -	0 -
Team		Draws 22 66%	17 81%	39 72%
		Take-outs 12 75%	13 83%	25 79%
		Total 34 69%	30 82%	64 75%

Note:
Position and function for each team member:
4 = Fourth, 3 = Third, 2 = Second, 1 = Lead, A = Alternate, S = Skip, V = Vice-Skip


Legend:
⌚ Clockwise ⌚ Counter-clockwise LSFE(*) Last Stone First End
X Unplayed/unfinished end due to concession

MON 18 MAR 2024
Start Time 19:00

Round Robin Session 8 - Sheet B

Game - Shot by Shot

End 1 **SUI - Switzerland 0 + 0 (this end) = 0** **JPN - Japan 0 + 1 (this end) = 1**



	SUI	JPN
Total Score	0	1
Time left	34:51	35:00

Legend:
 ↻ Clockwise ↺ Counter-clockwise - Not considered

MON 18 MAR 2024
Start Time 19:00

Round Robin Session 8 - Sheet B

WORLD CURLING

Game - Shot by Shot

End 2 ● **SUI - Switzerland** 0 + 2 (this end) = 2 ● **JPN - Japan** 1 + 0 (this end) = 1



	SUI	JPN
Total Score	2	1
Time left	31:33	33:03

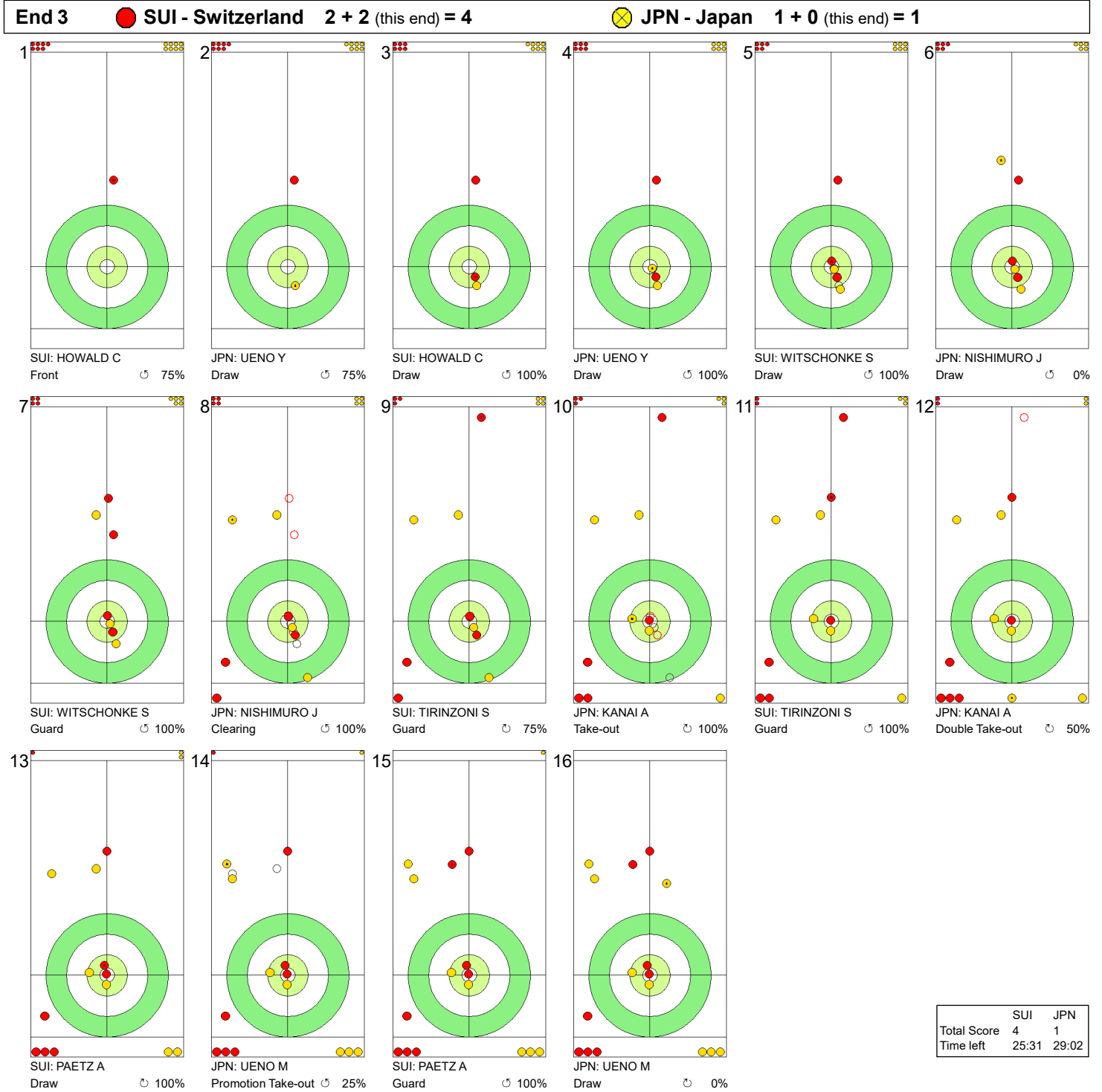
Legend:
 ↻ Clockwise ↺ Counter-clockwise - Not considered

MON 18 MAR 2024
Start Time 19:00

Round Robin Session 8 - Sheet B

WORLD CURLING

Game - Shot by Shot



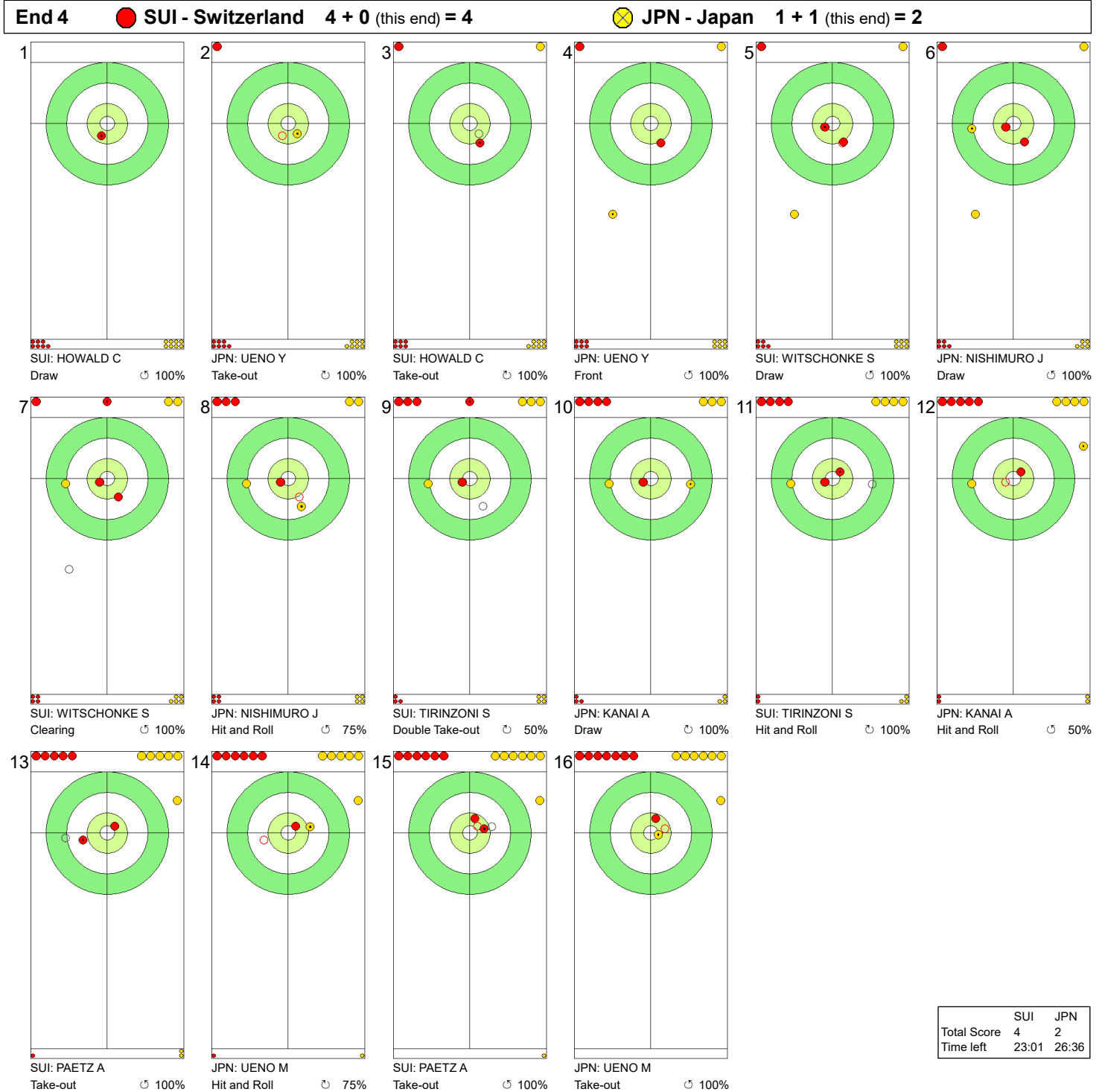
Legend:
 Clockwise Counter-clockwise - Not considered

MON 18 MAR 2024
Start Time 19:00

Round Robin Session 8 - Sheet B

WORLD CURLING

Game - Shot by Shot



Legend:
 Clockwise
 Counter-clockwise
 - Not considered

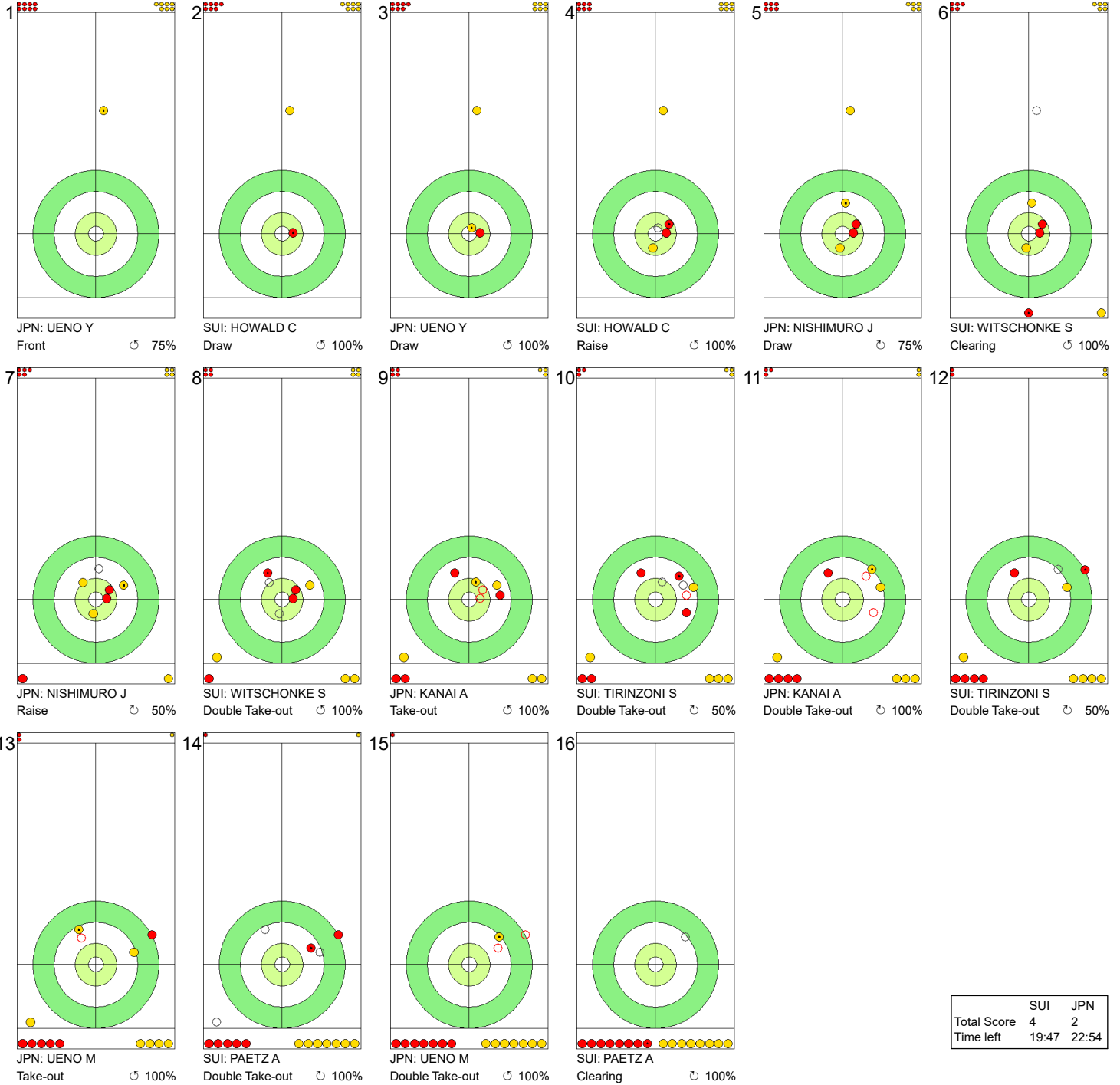
MON 18 MAR 2024
Start Time 19:00

Round Robin Session 8 - Sheet B

WORLD CURLING

Game - Shot by Shot

End 5 ● **SUI - Switzerland 4 + 0 (this end) = 4** ⊗ **JPN - Japan 2 + 0 (this end) = 2**



	SUI	JPN
Total Score	4	2
Time left	19:47	22:54

Legend:
↻ Clockwise ↺ Counter-clockwise - Not considered

MON 18 MAR 2024
Start Time 19:00

Round Robin Session 8 - Sheet B

Game - Shot by Shot

End 6 ● SUI - Switzerland 4 + 3 (this end) = 7			⊗ JPN - Japan 2 + 0 (this end) = 2		
1	2	3	4	5	6
JPN: UENO Y Front 75%	SUI: HOWALD C Draw 100%	JPN: UENO Y Front 100%	SUI: HOWALD C Draw 100%	JPN: NISHIMURO J Draw 100%	SUI: WITSCHONKE S Clearing 100%
7	8	9	10	11	12
JPN: NISHIMURO J Draw 50%	SUI: WITSCHONKE S Clearing 100%	JPN: KANAI A Take-out 100%	SUI: TIRINZONI S Double Take-out 100%	JPN: KANAI A Draw 75%	SUI: TIRINZONI S Hit and Roll 100%
13	14	15	16		
JPN: UENO M Draw 75%	SUI: PAETZA Double Take-out 100%	JPN: UENO M Freeze 0%	SUI: PAETZA Take-out 100%		

	SUI	JPN
Total Score	7	2
Time left	15:03	18:51

Legend:
 ↻ Clockwise ↺ Counter-clockwise - Not considered

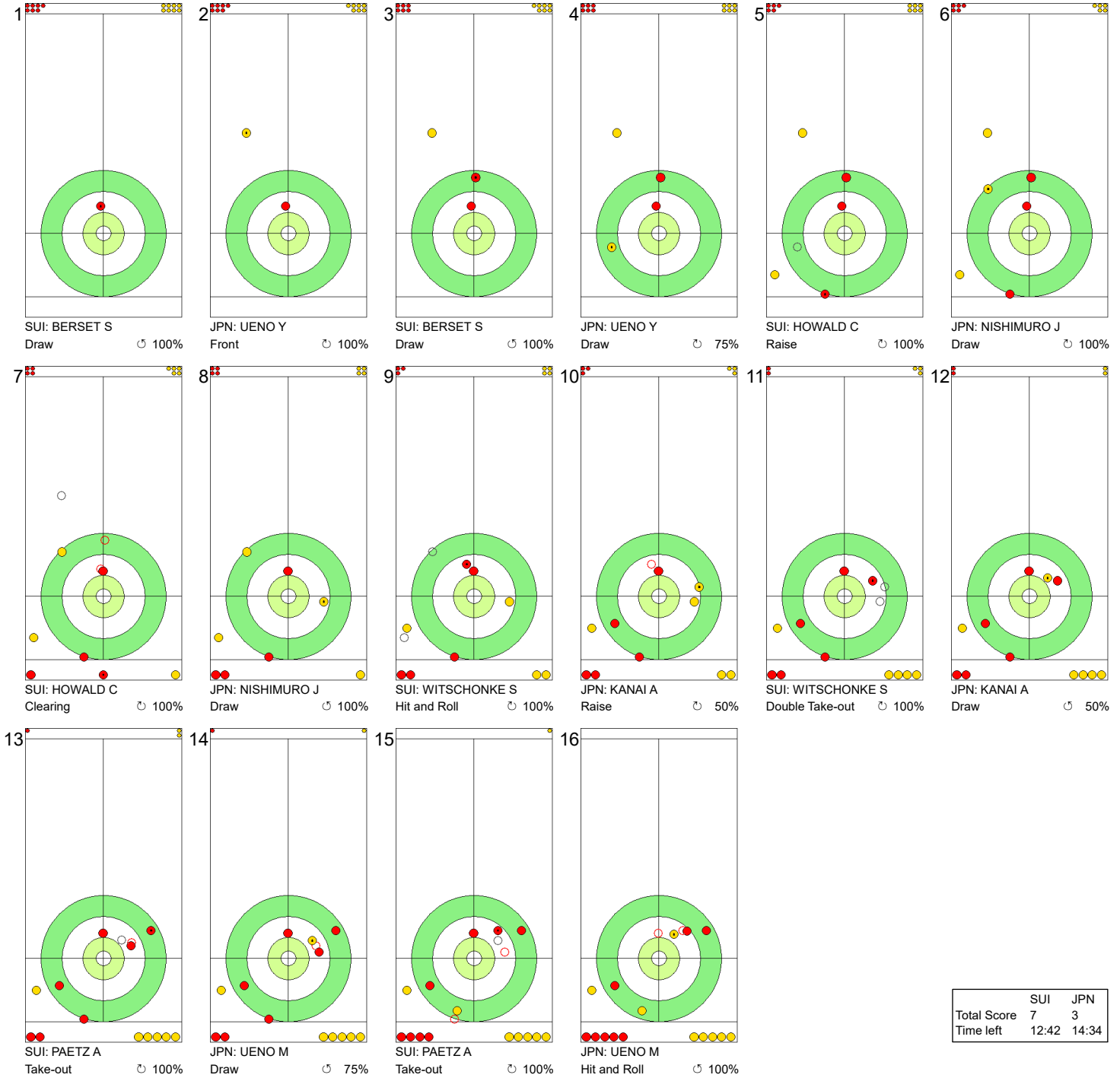
MON 18 MAR 2024
Start Time 19:00

Round Robin Session 8 - Sheet B

WORLD CURLING

Game - Shot by Shot

End 7 ● **SUI - Switzerland 7 + 0 (this end) = 7** ⊗ **JPN - Japan 2 + 1 (this end) = 3**



	SUI	JPN
Total Score	7	3
Time left	12:42	14:34

Legend:
↻ Clockwise ↺ Counter-clockwise - Not considered

MON 18 MAR 2024
Start Time 19:00

Round Robin Session 8 - Sheet B

WORLD CURLING

Game - Shot by Shot

End 8 **SUI - Switzerland 7 + 3 (this end) = 10** **JPN - Japan 3 + 0 (this end) = 3**



	SUI	JPN
Total Score	10	3
Time left	9:40	9:02

Legend:
 Clockwise
 Counter-clockwise
 - Not considered

MON 18 MAR 2024
Start Time 19:00

Round Robin Session 8 - Sheet C

Game Results

Sheet	Team	LSFE	1	2	3	4	5	6	7	8	9	10	Extra Ends	Total
C	NOR - Norway		2	2	0	1	0	1	0	4	1	X		11
	TUR - Türkiye	*	0	0	1	0	2	0	2	0	0	X		5

NOR - Norway		Shot Success	Game	All
4 V	SKASLIEN Kristin	72%	77%	
3 S	ROERVIK Marianne	88%	84%	
2	HASLEV NORDBYE Mille	92%	84%	
1	ROENNING Martine	94%	90%	
A	FORBREGD Ingeborg	-	-	
Team Total		86%	84%	

TUR - Türkiye		Shot Success	Game	All
4 S	YILDIZ Dilsat	64%	72%	
3 V	POLAT Oznur	71%	76%	
2	CALIKUSU Ifayet Safak	76%	75%	
1	SENGUL Berfin	85%	81%	
A	KARAMAN Iclal	-	-	
Team Total		74%	76%	

Last Stone Draw		Distance
↻	ROERVIK Marianne	199.6cm
↺	HASLEV NORDBYE Mille	8.1cm
Total		207.7cm

Last Stone Draw		Distance
↻	SENGUL Berfin	18.4cm
↺	POLAT Oznur	40.3cm
Total		58.7cm

Time remaining: 4 minutes 55 seconds

Time remaining: 8 minutes 34 seconds

Time-out: End 7 - TUR stone 6

Shot Success Analysis

NOR - Norway		↻	↺	Game
4	SKASLIEN Kristin	Draws 6 58%	4 94%	10 73%
		Take-outs 7 68%	1 100%	8 72%
		Total 13 63%	5 95%	18 72%
3	ROERVIK Marianne	Draws 1 100%	0 -	1 100%
		Take-outs 7 89%	10 85%	17 87%
		Total 8 91%	10 85%	18 88%
2	HASLEV NORDBYE Mille	Draws 2 38%	3 92%	5 70%
		Take-outs 5 100%	8 100%	13 100%
		Total 7 82%	11 98%	18 92%
1	ROENNING Martine	Draws 9 92%	9 97%	18 94%
		Take-outs 0 -	0 -	0 -
		Total 9 92%	9 97%	18 94%
A	FORBREGD Ingeborg	Draws 0 -	0 -	0 -
		Take-outs 0 -	0 -	0 -
		Total 0 -	0 -	0 -
Team		Draws 18 75%	16 95%	34 85%
		Take-outs 19 84%	19 92%	38 88%
		Total 37 80%	35 94%	72 86%

TUR - Türkiye		↻	↺	Game
4	YILDIZ Dilsat	Draws 11 75%	1 100%	12 77%
		Take-outs 4 50%	2 13%	6 38%
		Total 15 68%	3 42%	18 64%
3	POLAT Oznur	Draws 8 69%	3 92%	11 75%
		Take-outs 4 50%	3 83%	7 64%
		Total 12 63%	6 88%	18 71%
2	CALIKUSU Ifayet Safak	Draws 6 83%	6 75%	12 79%
		Take-outs 3 92%	3 50%	6 71%
		Total 9 86%	9 67%	18 76%
1	SENGUL Berfin	Draws 12 92%	3 75%	15 88%
		Take-outs 1 50%	2 75%	3 67%
		Total 13 88%	5 75%	18 85%
A	KARAMAN Iclal	Draws 0 -	0 -	0 -
		Take-outs 0 -	0 -	0 -
		Total 0 -	0 -	0 -
Team		Draws 37 80%	13 81%	50 81%
		Take-outs 12 60%	10 58%	22 59%
		Total 49 76%	23 71%	72 74%

Note:
Position and function for each team member:
4 = Fourth, 3 = Third, 2 = Second, 1 = Lead, A = Alternate, S = Skip, V = Vice-Skip

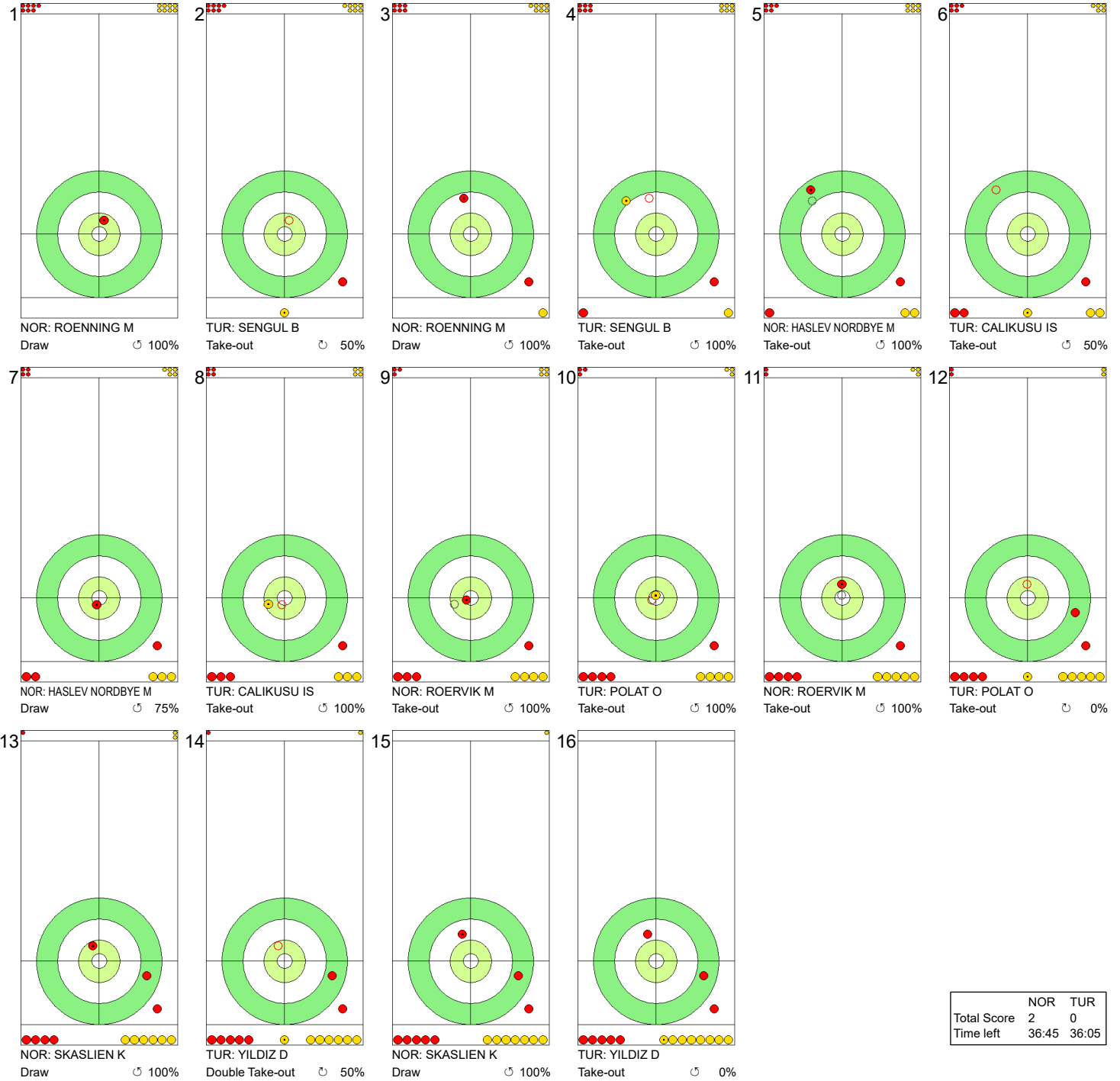
Legend:
↻ Clockwise ↺ Counter-clockwise LSFE(*) Last Stone First End
X Unplayed/unfinished end due to concession

MON 18 MAR 2024
Start Time 19:00

Round Robin Session 8 - Sheet C

Game - Shot by Shot

End 1 **NOR - Norway** **0 + 2 (this end) = 2** **TUR - Türkiye** **0 + 0 (this end) = 0**



	NOR	TUR
Total Score	2	0
Time left	36:45	36:05

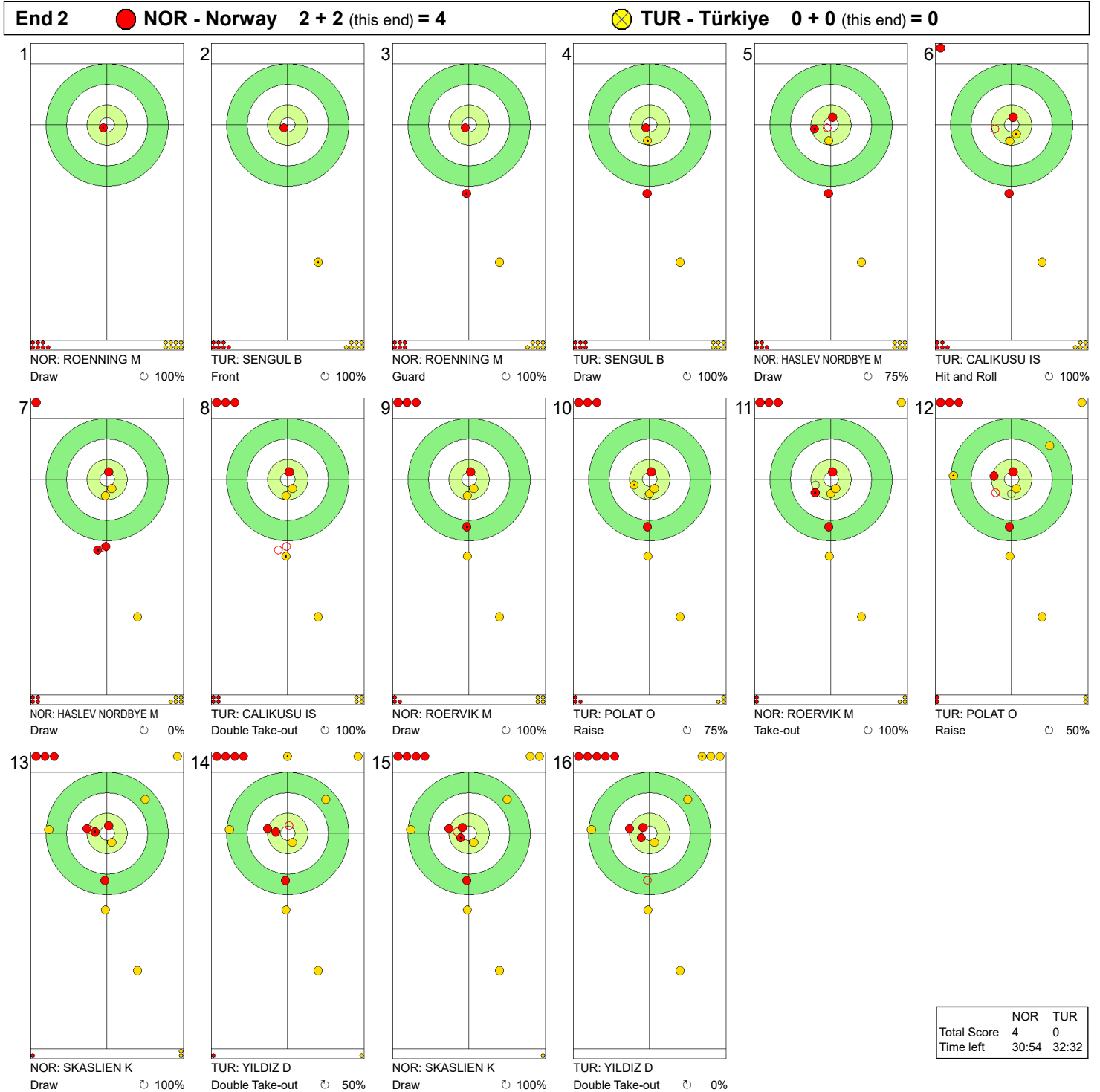
Legend:
 ↻ Clockwise ↺ Counter-clockwise - Not considered

MON 18 MAR 2024
Start Time 19:00

Round Robin Session 8 - Sheet C

WORLD CURLING

Game - Shot by Shot



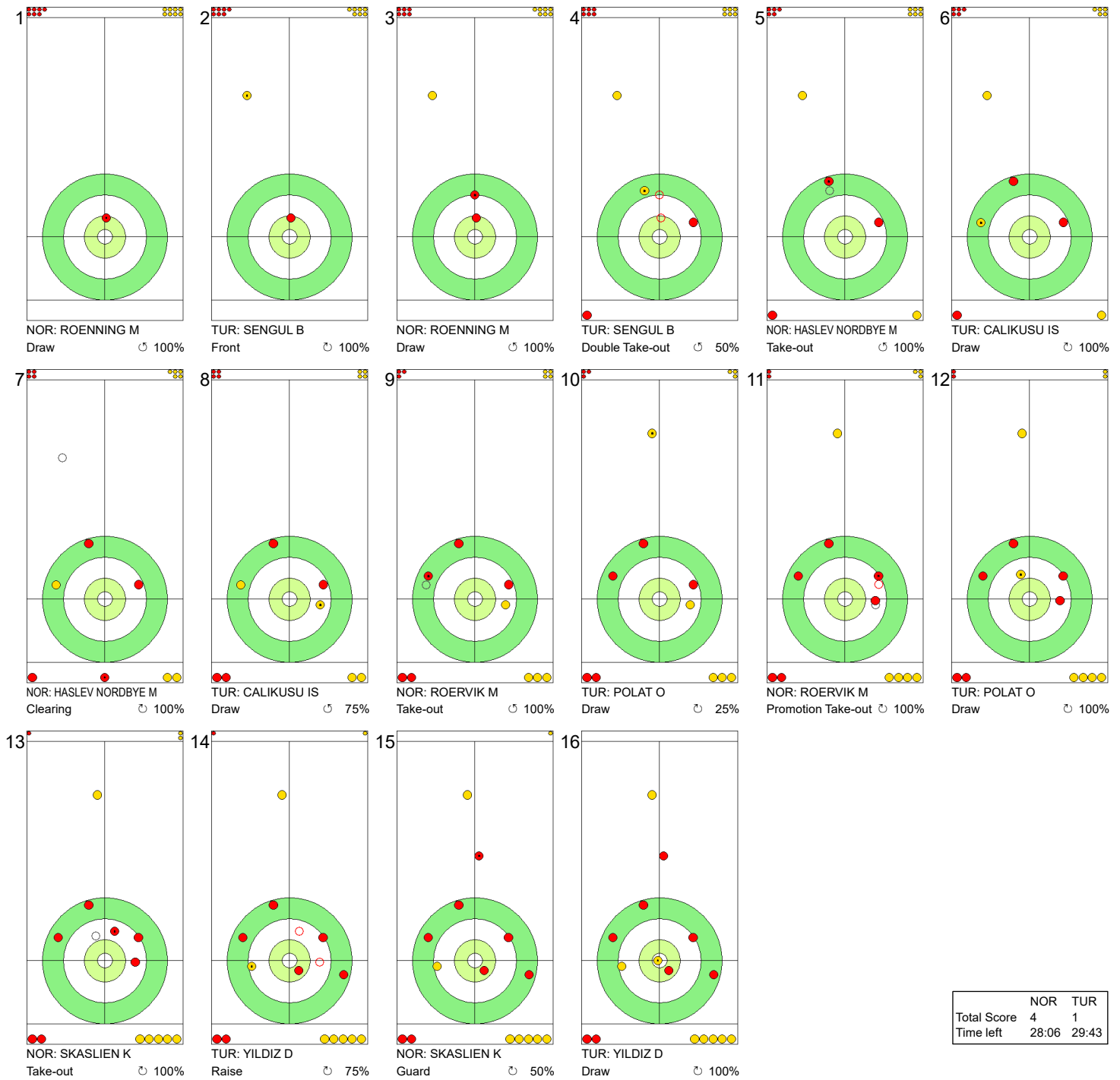
Legend:
 Clockwise Counter-clockwise - Not considered

MON 18 MAR 2024
Start Time 19:00

Round Robin Session 8 - Sheet C

Game - Shot by Shot

End 3 **NOR - Norway** **4 + 0** (this end) = **4** **TUR - Türkiye** **0 + 1** (this end) = **1**



	NOR	TUR
Total Score	4	1
Time left	28:06	29:43

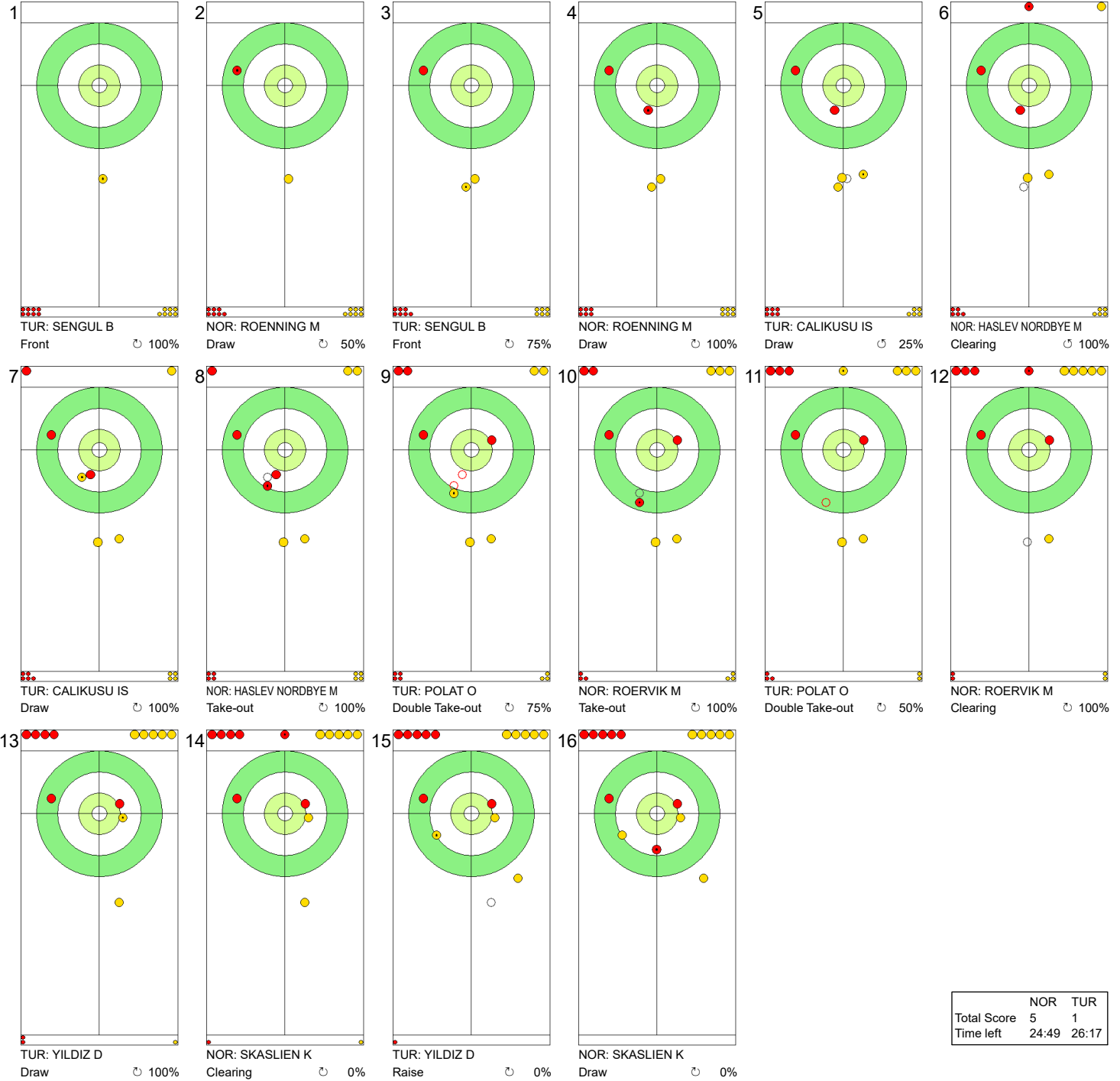
Legend:
 Clockwise Counter-clockwise - Not considered

MON 18 MAR 2024
Start Time 19:00

Round Robin Session 8 - Sheet C

Game - Shot by Shot

End 4 ● **NOR - Norway** 4 + 1 (this end) = 5 ● **TUR - Türkiye** 1 + 0 (this end) = 1



	NOR	TUR
Total Score	5	1
Time left	24:49	26:17

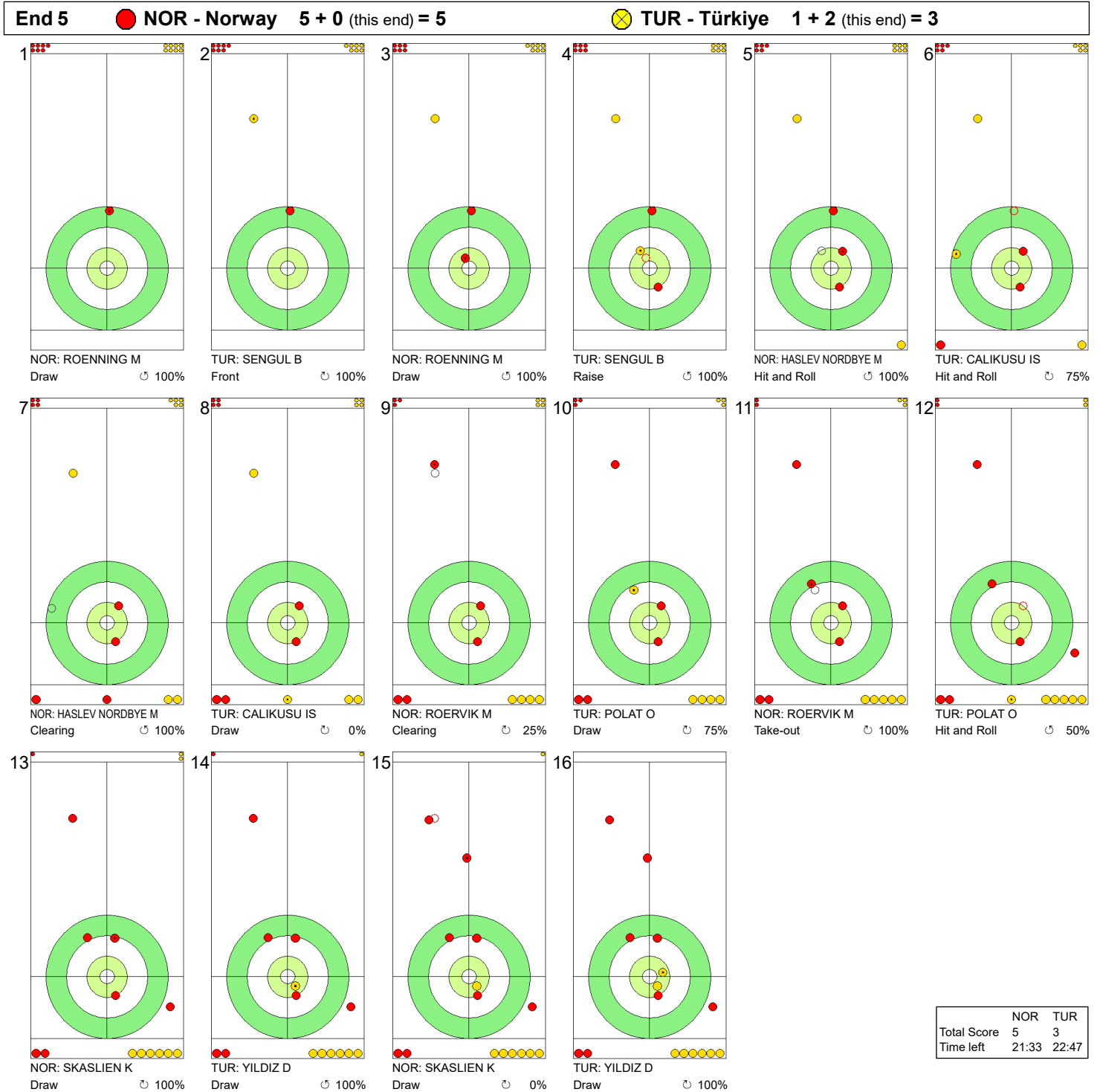
Legend:
 ↻ Clockwise ↺ Counter-clockwise - Not considered

MON 18 MAR 2024
Start Time 19:00

Round Robin Session 8 - Sheet C

WORLD CURLING

Game - Shot by Shot



Legend:
↻ Clockwise ↺ Counter-clockwise - Not considered

MON 18 MAR 2024
Start Time 19:00

Round Robin Session 8 - Sheet C

WORLD CURLING

Game - Shot by Shot

End 6 **NOR - Norway** 5 + 1 (this end) = 6 **TUR - Türkiye** 3 + 0 (this end) = 3



	NOR	TUR
Total Score	6	3
Time left	15:46	18:26

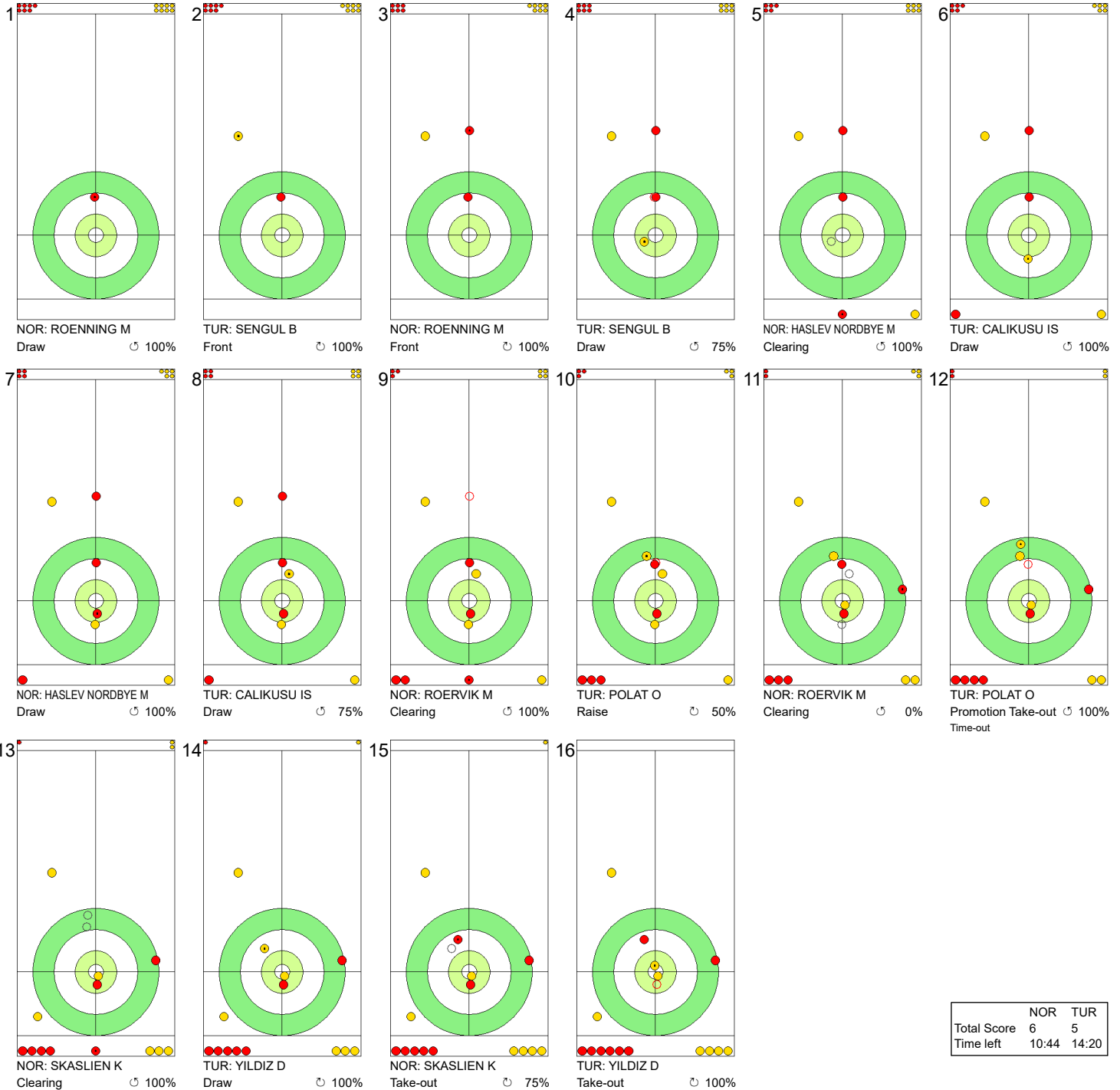
Legend:
 ↻ Clockwise ↺ Counter-clockwise - Not considered

MON 18 MAR 2024
Start Time 19:00

Round Robin Session 8 - Sheet C

Game - Shot by Shot

End 7 **NOR - Norway** **6 + 0** (this end) = **6** **TUR - Türkiye** **3 + 2** (this end) = **5**



	NOR	TUR
Total Score	6	5
Time left	10:44	14:20

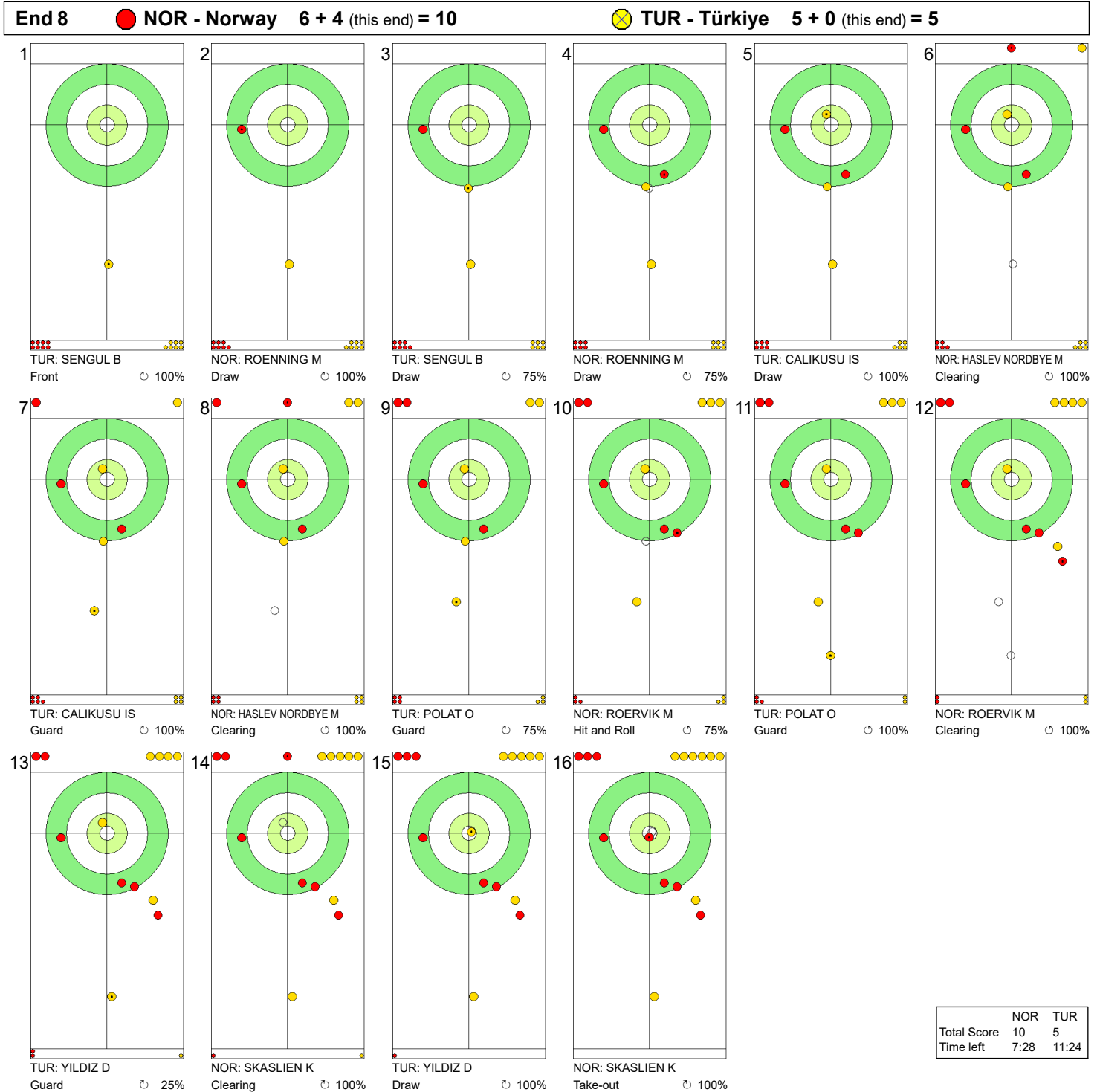
Legend:
 Clockwise Counter-clockwise - Not considered

MON 18 MAR 2024
Start Time 19:00

Round Robin Session 8 - Sheet C

WORLD CURLING

Game - Shot by Shot



Legend:
 ↻ Clockwise ↺ Counter-clockwise - Not considered

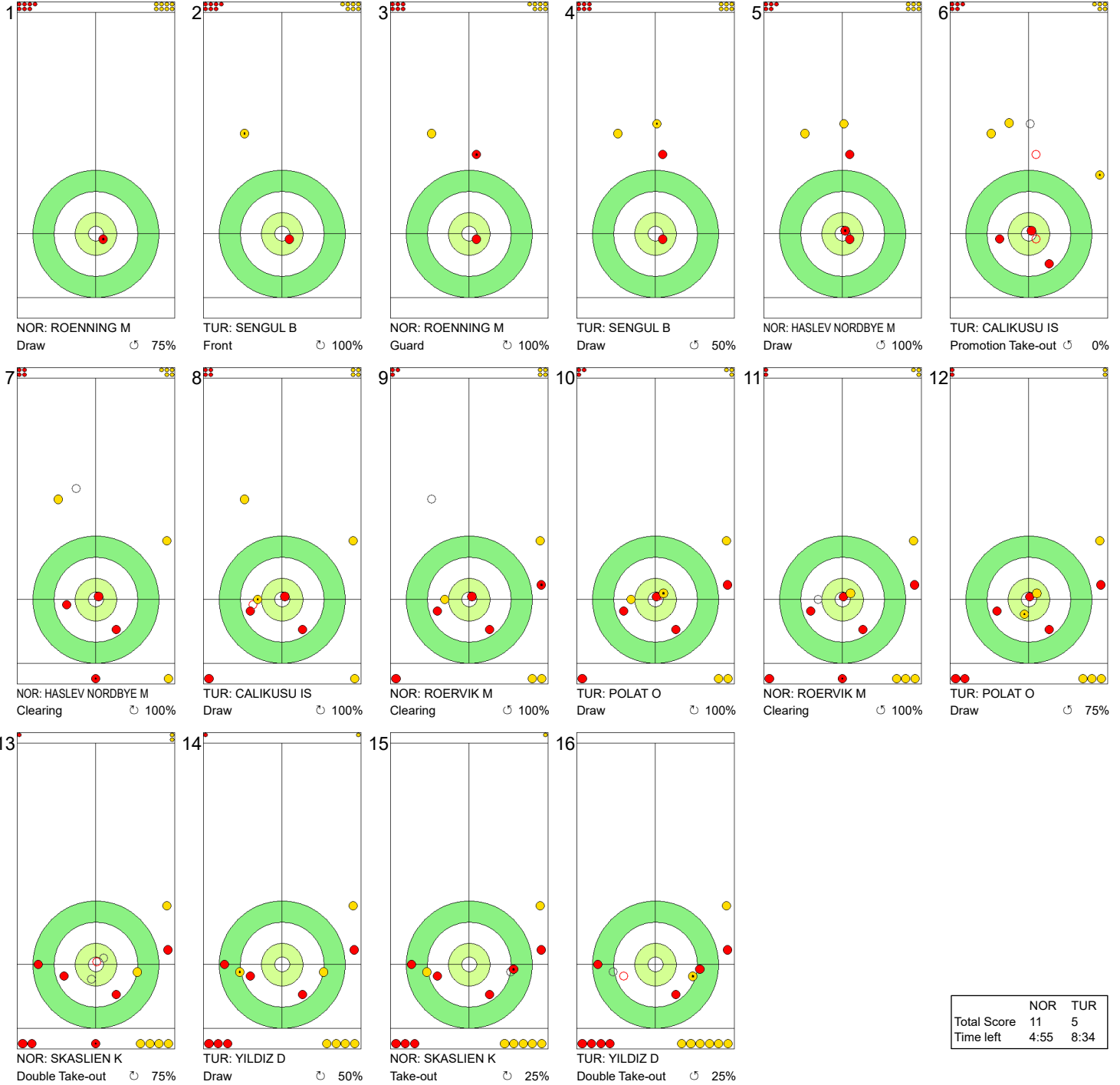
MON 18 MAR 2024
Start Time 19:00

Round Robin Session 8 - Sheet C

WORLD CURLING

Game - Shot by Shot

End 9 **NOR - Norway** **10 + 1** (this end) = **11** **TUR - Türkiye** **5 + 0** (this end) = **5**



	NOR	TUR
Total Score	11	5
Time left	4:55	8:34

Legend:
 Clockwise Counter-clockwise - Not considered

MON 18 MAR 2024
Start Time 19:00

Round Robin Session 8 - Sheet D

Game Results

Sheet	Team	LSFE	1	2	3	4	5	6	7	8	9	10	Extra Ends	Total
D	EST - Estonia		1	0	2	1	1	0	2	0	2	0		9
	DEN - Denmark	*	0	2	0	0	0	3	0	2	0	3		10

EST - Estonia		Shot Success	Game	All
4	TUVIKE Erika	73%	66%	
3	V LAIDSALU Kerli	80%	74%	
2	S TURMANN Liisa	81%	73%	
1	GROSSMANN Heili	85%	81%	
A	-	-	-	
Team Total		80%	73%	

DEN - Denmark		Shot Success	Game	All
4	S DUPONT Madeleine	58%	71%	
3	V HALSE Mathilde	74%	83%	
2	LANDER Jasmin	80%	80%	
1	LARSEN My	71%	79%	
A	DUPONT Denise	-	80%	
Team Total		71%	78%	

Last Stone Draw		Distance
⌚	TUVIKE Erika	26.0cm
⌚	LAIDSALU Kerli	51.2cm
Total		77.2cm

Last Stone Draw		Distance
⌚	LARSEN My	15.5cm
⌚	LANDER Jasmin	43.2cm
Total		58.7cm

Time remaining: 3 minutes 25 seconds

Time remaining: 4 minutes 2 seconds

Time-out: End 10 - EST stone 7

Shot Success Analysis

EST - Estonia		⌚	⌚	Game
4 TUVIKE Erika	Draws	3 92%	7 64%	10 73%
	Take-outs	9 69%	1 100%	10 73%
	Total	12 75%	8 69%	20 73%
3 LAIDSALU Kerli	Draws	7 82%	3 50%	10 73%
	Take-outs	5 85%	5 90%	10 88%
	Total	12 83%	8 75%	20 80%
2 TURMANN Liisa	Draws	9 75%	0 -	9 75%
	Take-outs	8 88%	3 83%	11 86%
	Total	17 81%	3 83%	20 81%
1 GROSSMANN Heili	Draws	19 88%	1 25%	20 85%
	Take-outs	0 -	0 -	0 -
	Total	19 88%	1 25%	20 85%
A -	Draws	0 -	0 -	0 -
	Take-outs	0 -	0 -	0 -
	Total	0 -	0 -	0 -
Team	Draws	38 84%	11 57%	49 78%
	Take-outs	22 80%	9 89%	31 82%
	Total	60 83%	20 71%	80 80%

DEN - Denmark		⌚	⌚	Game
4 DUPONT Madeleine	Draws	1 75%	6 63%	7 64%
	Take-outs	9 67%	4 25%	13 54%
	Total	10 68%	10 48%	20 58%
3 HALSE Mathilde	Draws	1 0%	8 69%	9 61%
	Take-outs	7 79%	4 94%	11 84%
	Total	8 69%	12 77%	20 74%
2 LANDER Jasmin	Draws	5 70%	4 56%	9 64%
	Take-outs	7 96%	4 88%	11 93%
	Total	12 85%	8 72%	20 80%
1 LARSEN My	Draws	8 53%	10 80%	18 68%
	Take-outs	1 100%	1 100%	2 100%
	Total	9 58%	11 82%	20 71%
A DUPONT Denise	Draws	0 -	0 -	0 -
	Take-outs	0 -	0 -	0 -
	Total	0 -	0 -	0 -
Team	Draws	15 57%	28 70%	43 65%
	Take-outs	24 80%	13 71%	37 77%
	Total	39 71%	41 70%	80 71%

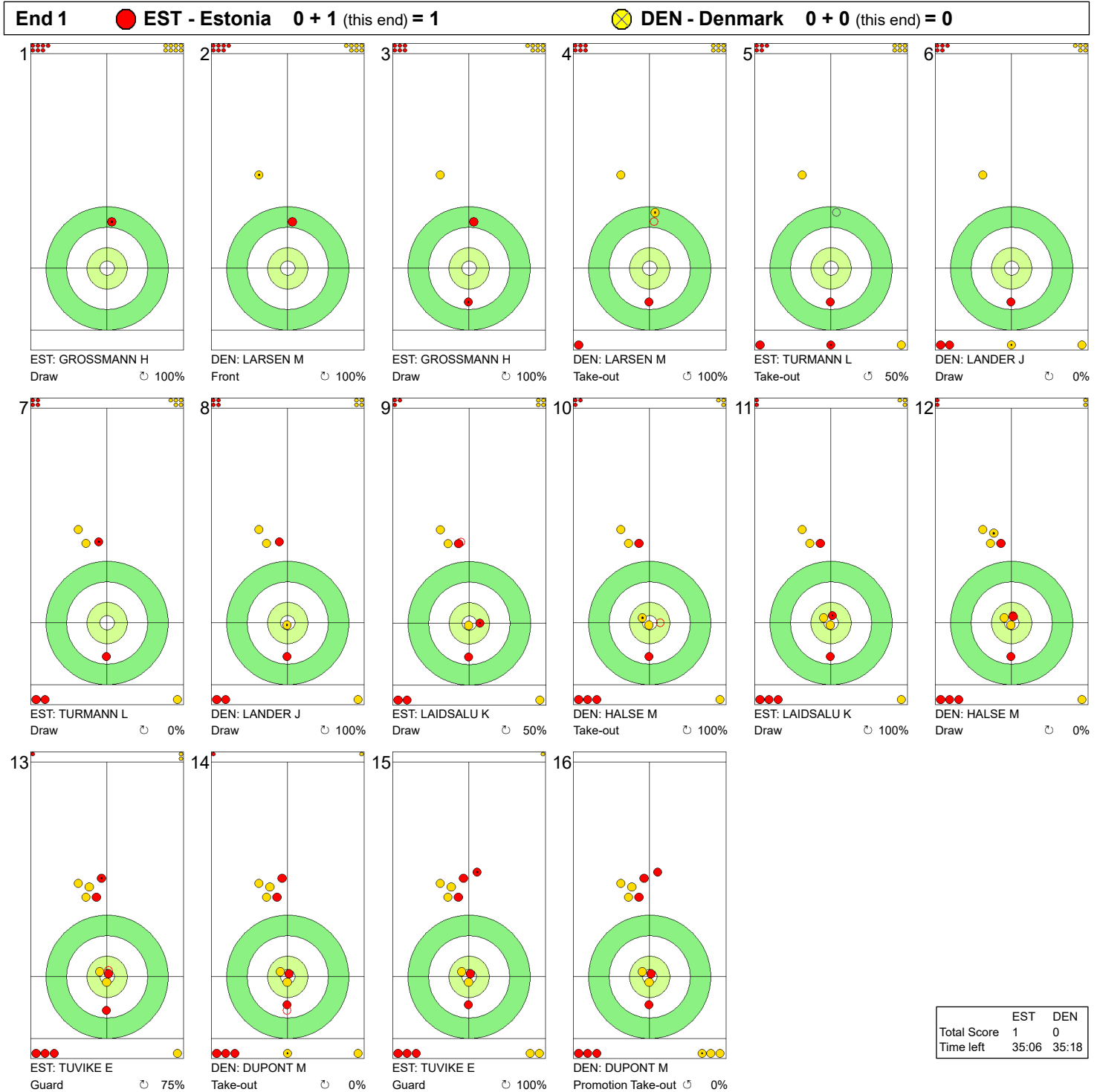
Note:
Position and function for each team member:
4 = Fourth, 3 = Third, 2 = Second, 1 = Lead, A = Alternate, S = Skip, V = Vice-Skip

Legend:
⌚ Clockwise ⌚ Counter-clockwise LSFE(*) Last Stone First End

MON 18 MAR 2024
Start Time 19:00

Round Robin Session 8 - Sheet D

Game - Shot by Shot



Legend:
 ↻ Clockwise ↺ Counter-clockwise - Not considered

MON 18 MAR 2024
Start Time 19:00

Round Robin Session 8 - Sheet D

WORLD CURLING

Game - Shot by Shot



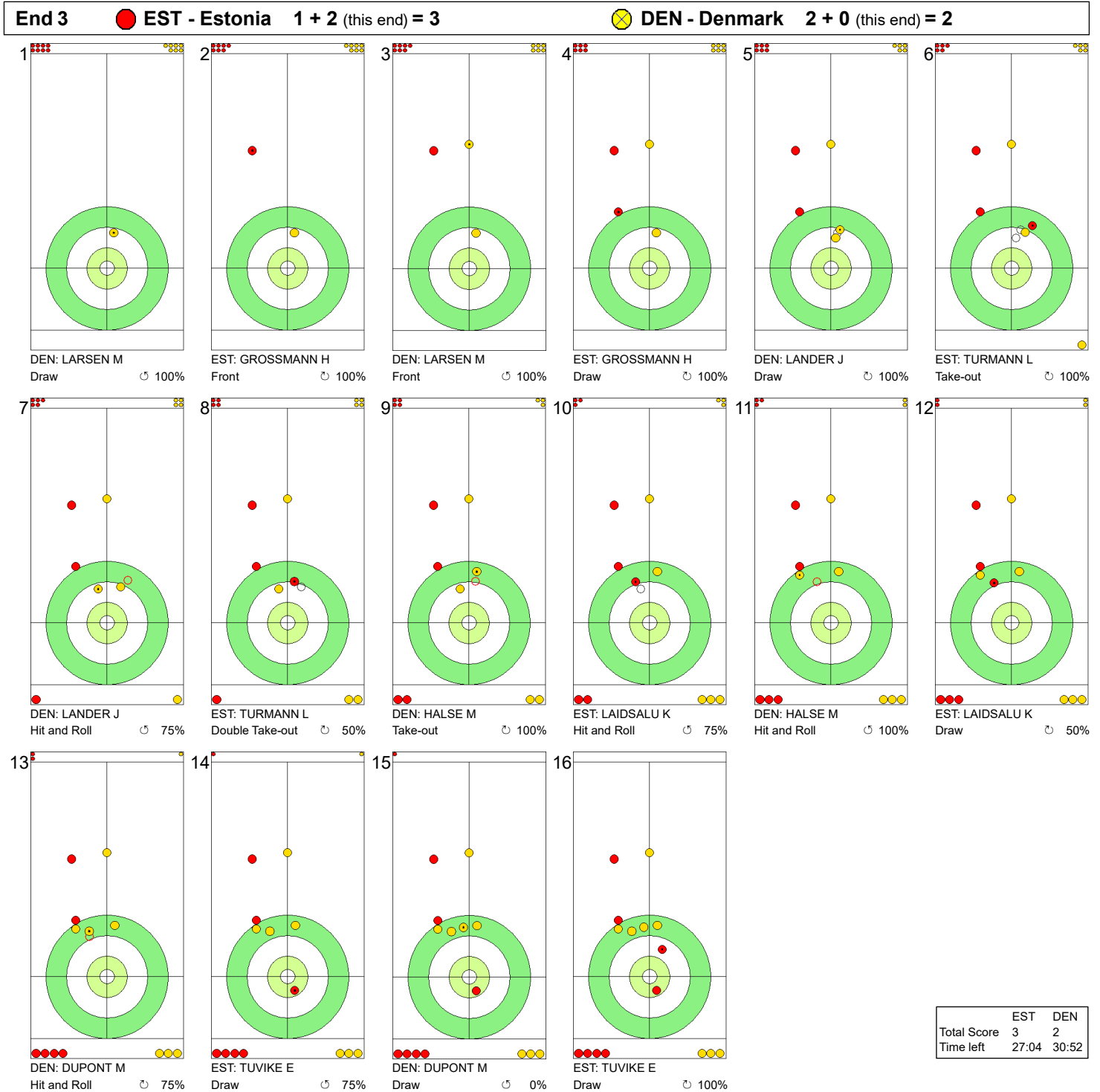
Legend:
 ↻ Clockwise ↺ Counter-clockwise - Not considered

MON 18 MAR 2024
Start Time 19:00

Round Robin Session 8 - Sheet D

WORLD CURLING

Game - Shot by Shot



Legend:
 ↻ Clockwise ↺ Counter-clockwise - Not considered

MON 18 MAR 2024
Start Time 19:00

Round Robin Session 8 - Sheet D

Game - Shot by Shot

End 4 ● **EST - Estonia** 3 + 1 (this end) = 4 ● **DEN - Denmark** 2 + 0 (this end) = 2



	EST	DEN
Total Score	4	2
Time left	24:23	28:39

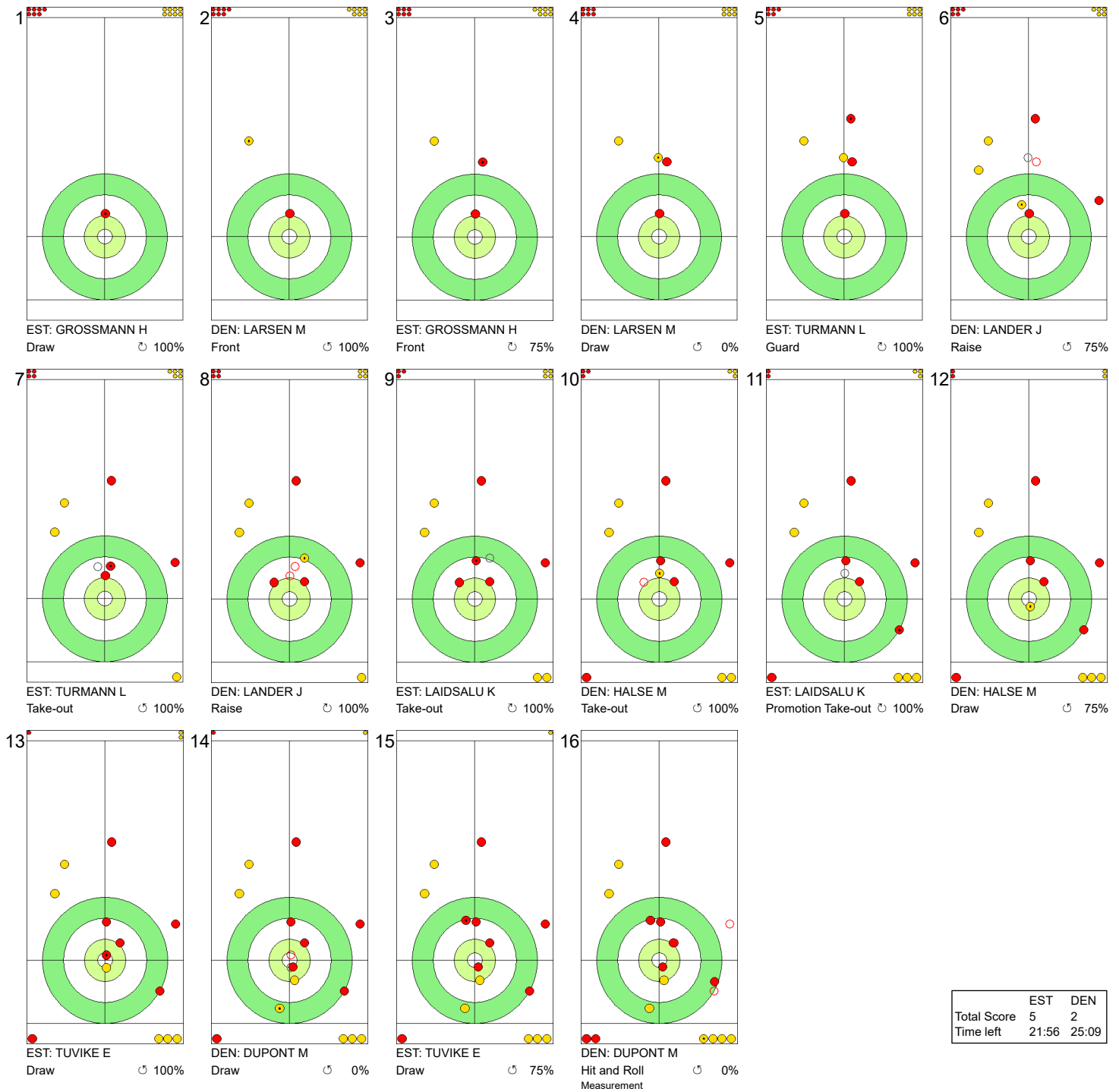
Legend:
 ↻ Clockwise ↺ Counter-clockwise - Not considered

MON 18 MAR 2024
Start Time 19:00

Round Robin Session 8 - Sheet D

Game - Shot by Shot

End 5 ● **EST - Estonia** 4 + 1 (this end) = 5 ● **DEN - Denmark** 2 + 0 (this end) = 2



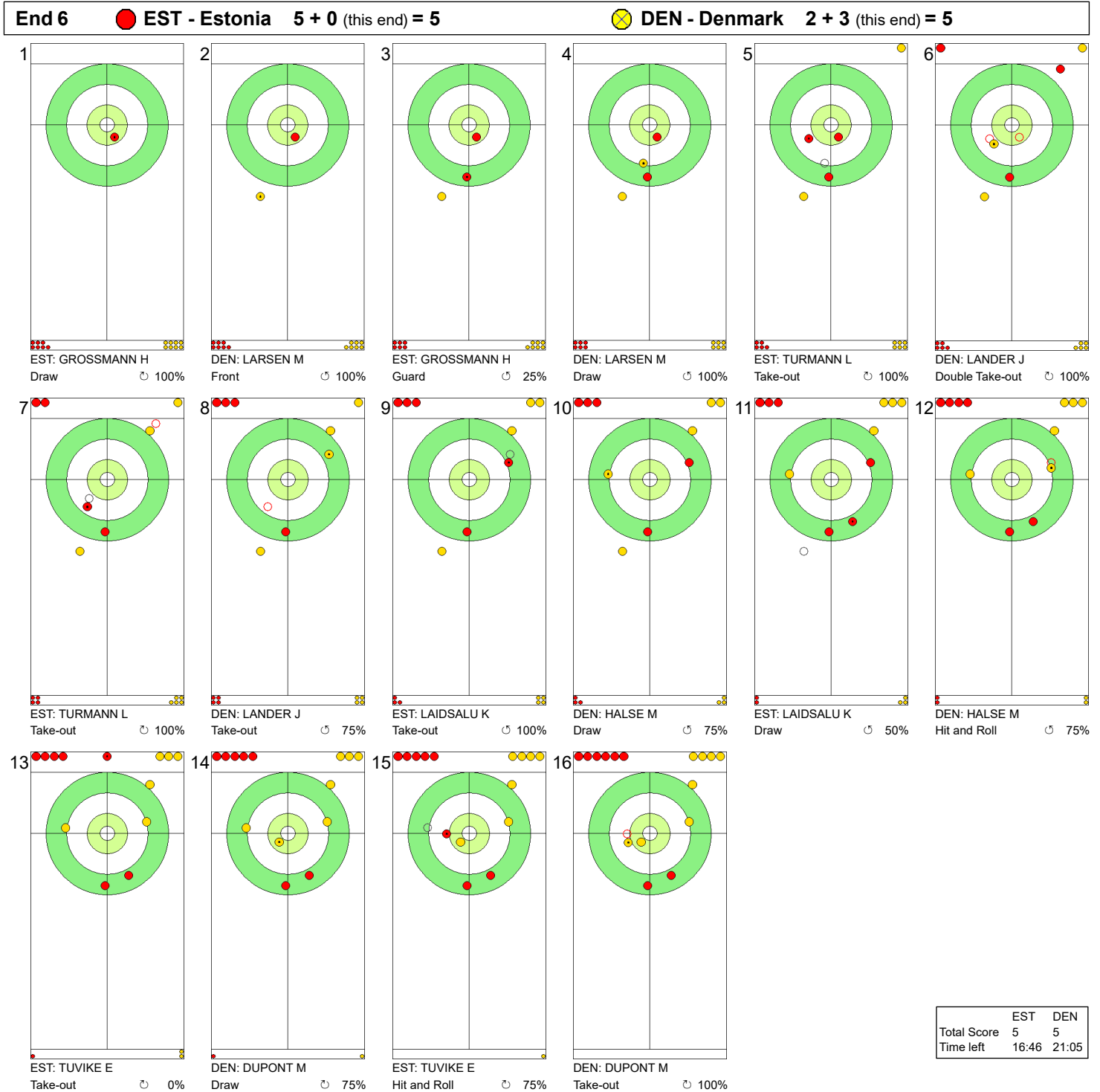
	EST	DEN
Total Score	5	2
Time left	21:56	25:09

Legend:
 ↻ Clockwise ↺ Counter-clockwise - Not considered

MON 18 MAR 2024
Start Time 19:00

Round Robin Session 8 - Sheet D

Game - Shot by Shot



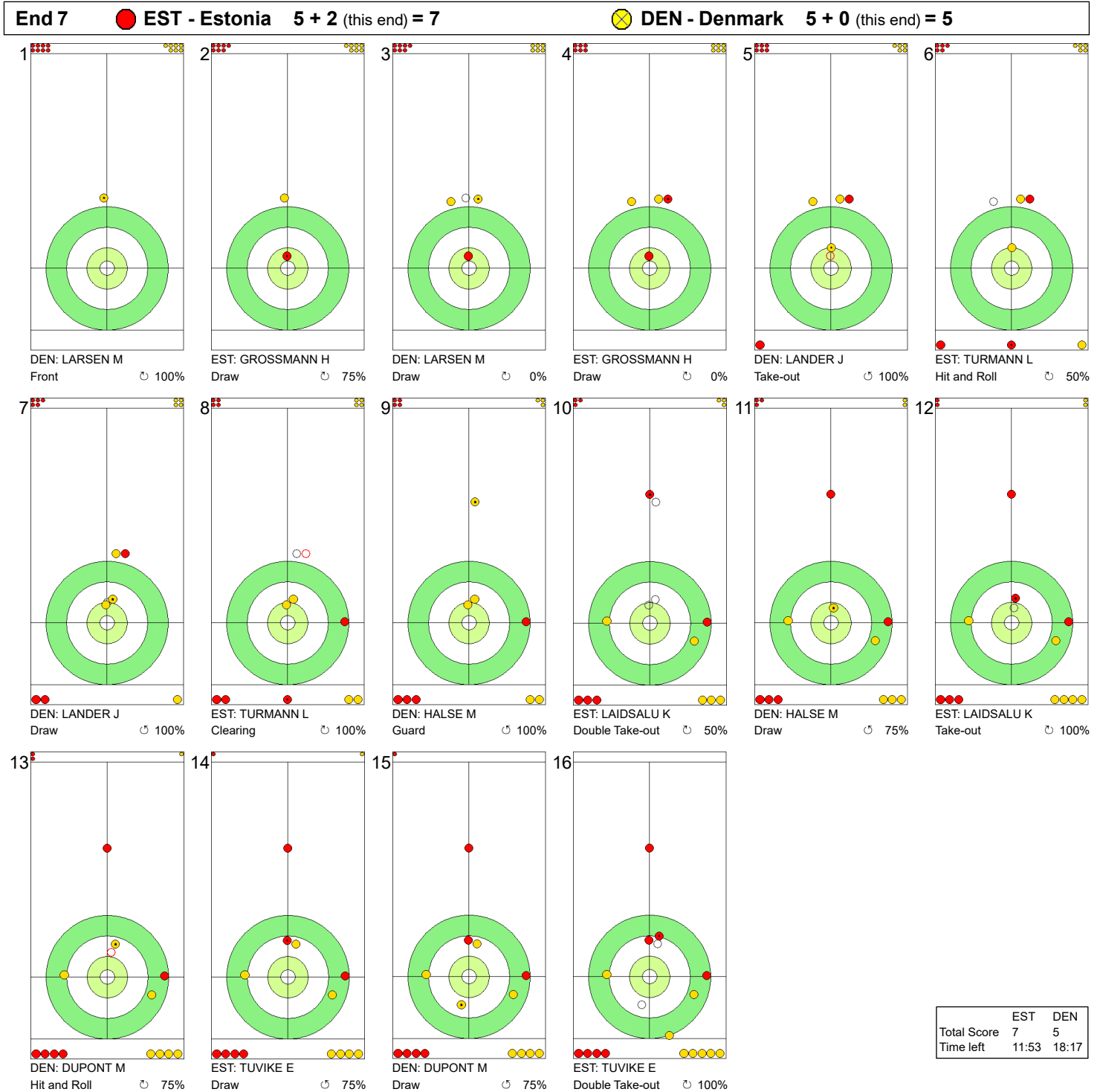
Legend:
 ↻ Clockwise ↺ Counter-clockwise - Not considered

MON 18 MAR 2024
Start Time 19:00

Round Robin Session 8 - Sheet D

WORLD CURLING

Game - Shot by Shot



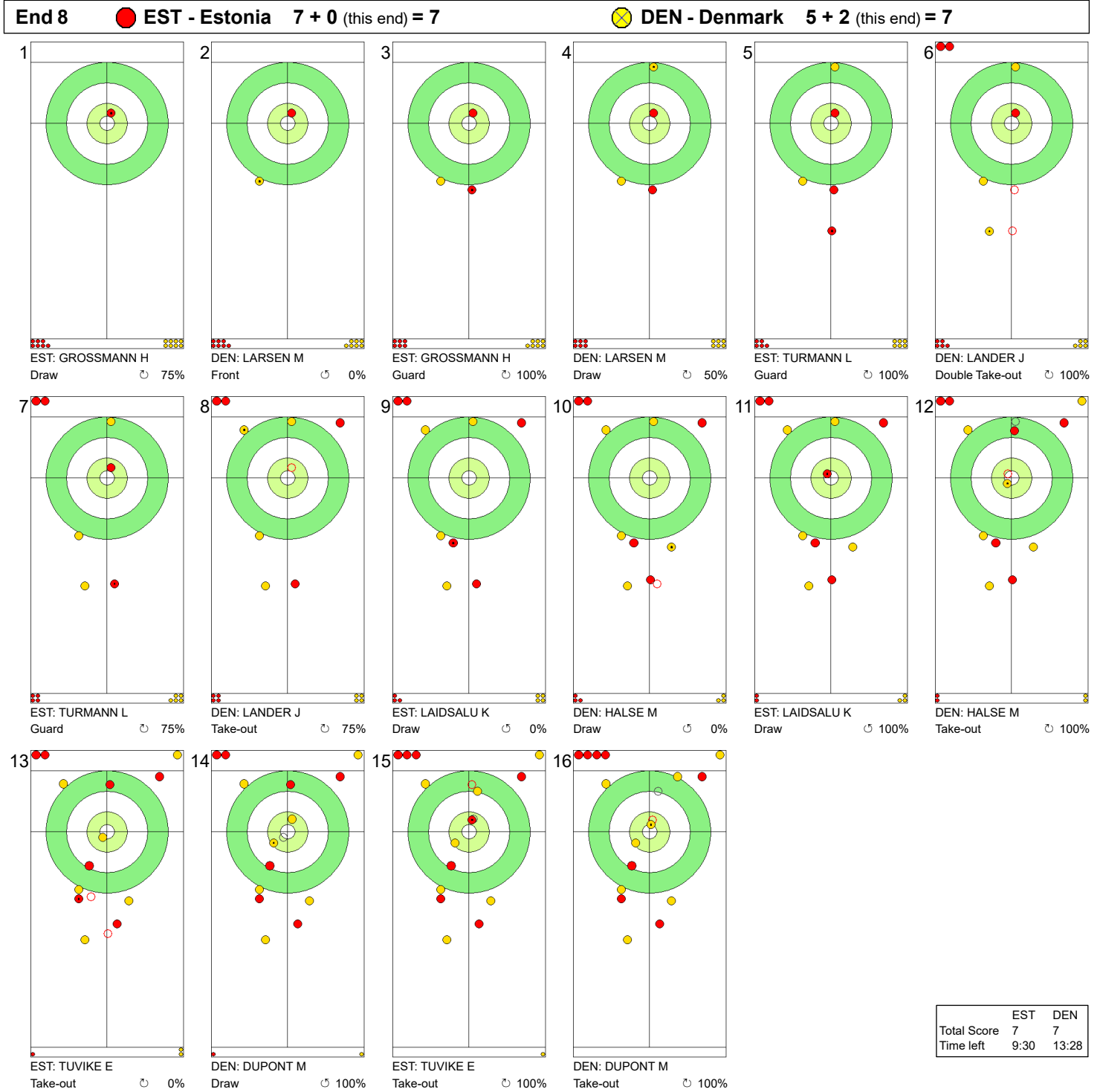
Legend:
 ↻ Clockwise ↺ Counter-clockwise - Not considered

MON 18 MAR 2024
Start Time 19:00

Round Robin Session 8 - Sheet D

WORLD CURLING

Game - Shot by Shot



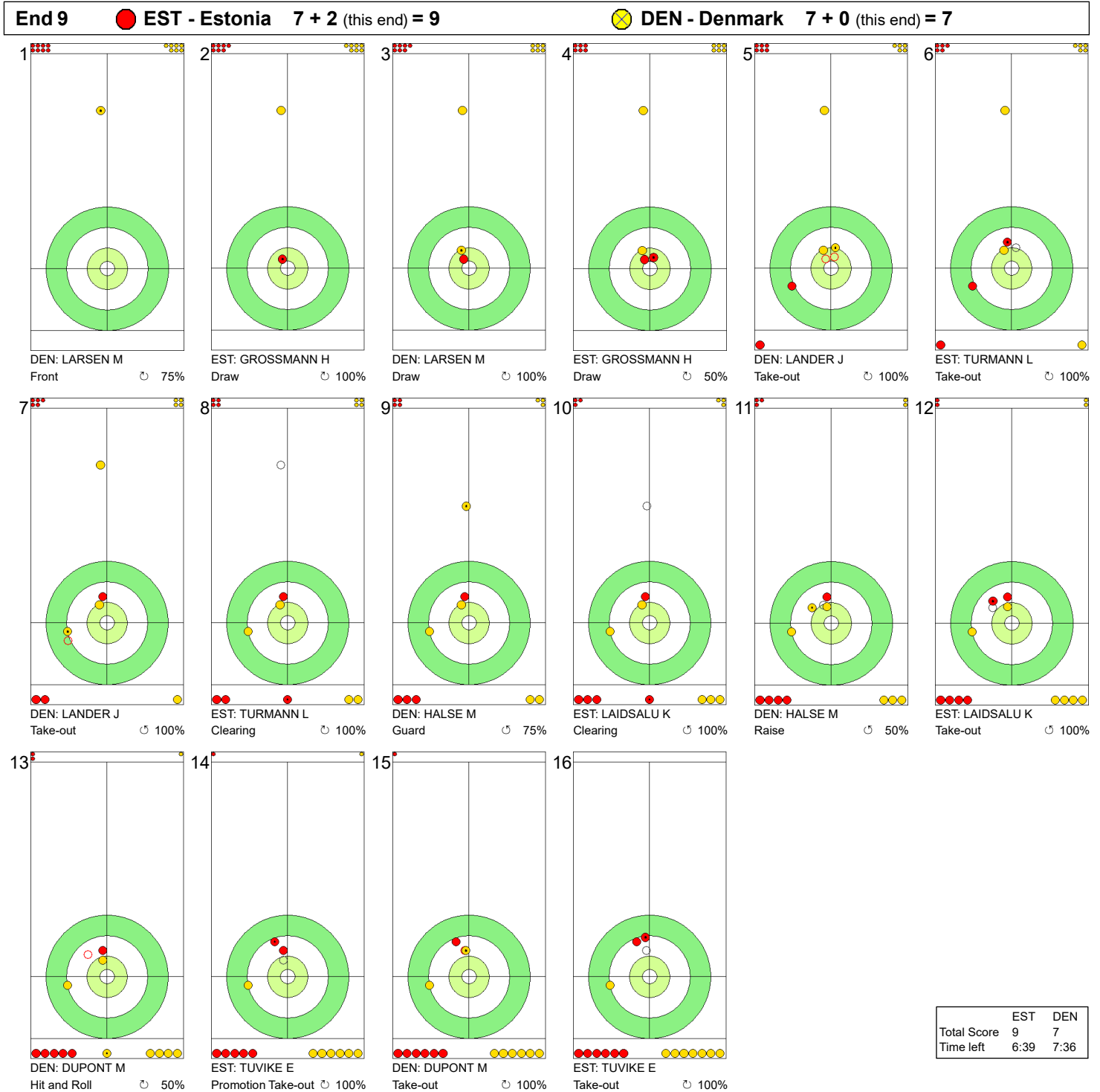
Legend:
 ↻ Clockwise ↺ Counter-clockwise - Not considered

MON 18 MAR 2024
Start Time 19:00

Round Robin Session 8 - Sheet D

WORLD CURLING

Game - Shot by Shot



Legend:
 ↻ Clockwise ↺ Counter-clockwise - Not considered

MON 18 MAR 2024
Start Time 19:00

Round Robin Session 8 - Sheet D

WORLD CURLING

Game - Shot by Shot

End 10 ● **EST - Estonia** 9 + 0 (this end) = 9 ● **DEN - Denmark** 7 + 3 (this end) = 10



	EST	DEN
Total Score	9	10
Time left	3:25	4:02

Legend:
 ↻ Clockwise ↺ Counter-clockwise - Not considered

MON 18 MAR 2024
 Start Time 14:00

Round Robin Session 7

Session Results and Standings

Sheet	Team	LSD/LSFE	1	2	3	4	5	6	7	8	9	10	Extra Ends	Total
A	NZL - New Zealand	152.8cm	0	1	0	0	0	2	0	3	0	1	0	7
	EST - Estonia	100.0cm *	1	0	0	1	2	0	1	0	2	0	3	10
B	CAN - Canada	49.7cm *	2	0	0	2	0	2	0	3	X	X		9
	NOR - Norway	64.3cm	0	1	0	0	2	0	1	0	X	X		4
C	USA - United States	53.5cm	0	0	1	0	1	0	1	0	X	X		3
	ITA - Italy	48.5cm *	0	2	0	1	0	5	0	2	X	X		10
D	JPN - Japan	217.3cm	0	0	0	2	0	0	2	0	0	X		4
	KOR - Korea	58.3cm *	0	4	1	0	1	1	0	1	1	X		9

Current Standings

Rank	Team	Games	Wins	Losses
1	CAN - Canada	4	4	0
1	ITA - Italy	4	4	0
1	SUI - Switzerland	4	4	0
4	DEN - Denmark	4	3	1
4	KOR - Korea	4	3	1
6	USA - United States	5	2	3
7	EST - Estonia	4	1	3
7	JPN - Japan	4	1	3
7	NOR - Norway	4	1	3
7	SCO - Scotland	4	1	3
7	SWE - Sweden	4	1	3
7	TUR - Türkiye	4	1	3
13	NZL - New Zealand	5	1	4

Attendance

Session: 1'122 Total: 11'513

Note:
 Under WCF rules, tie-breaking rules for standings are not applied until after the last game of the round robin.

Legend:
LSD Last Stone Draw **LSFE(*)** Last Stone First End **X** Unplayed/unfinished end due to concession

MON 18 MAR 2024
Start Time 14:00

Round Robin Session 7 - Sheet A

Game Results

Sheet	Team	LSFE	1	2	3	4	5	6	7	8	9	10	Extra Ends	Total
A	NZL - New Zealand		0	1	0	0	0	2	0	3	0	1	0	7
	EST - Estonia	*	1	0	0	1	2	0	1	0	2	0	3	10

NZL - New Zealand		Shot Success Game	All
4 S	SMITH Jessica	61%	65%
3	SMITH Courtney	57%	67%
2 V	BECKER Bridget	65%	66%
1	THOMPSON Holly	64%	75%
A	THURLOW Natalie	-	-
Team Total		62%	68%

EST - Estonia		Shot Success Game	All
4	TUVIKE Erika	61%	64%
3 V	LAIDSALU Kerli	75%	72%
2 S	TURMANN Liisa	67%	71%
1	GROSSMANN Heili	84%	80%
A	-	-	-
Team Total		72%	72%

Last Stone Draw		Distance
⌚	THOMPSON Holly	89.5cm
⌚	SMITH Jessica	63.3cm
Total		152.8cm

Last Stone Draw		Distance
⌚	TURMANN Liisa	30.5cm
⌚	GROSSMANN Heili	69.5cm
Total		100.0cm

Time remaining: 2 minutes 41 seconds
1 minute 52 seconds (after extra end)

Time remaining: 1 minute 59 seconds
1 minute 16 seconds (after extra end)

Time-out: End 11 - NZL stone 6

Time-out: End 10 - EST stone 7; End 11 - EST stone 7

Shot Success Analysis

NZL - New Zealand		⌚	⌚	Game
4	SMITH Jessica	Draws	5 80%	7 43% 12 58%
		Take-outs	4 75%	6 58% 10 65%
		Total	9 78%	13 50% 22 61%
3	SMITH Courtney	Draws	7 64%	3 50% 10 60%
		Take-outs	6 58%	6 50% 12 54%
		Total	13 62%	9 50% 22 57%
2	BECKER Bridget	Draws	8 66%	6 67% 14 66%
		Take-outs	4 81%	4 44% 8 63%
		Total	12 71%	10 58% 22 65%
1	THOMPSON Holly	Draws	7 46%	14 70% 21 62%
		Take-outs	1 100%	0 - 1 100%
		Total	8 53%	14 70% 22 64%
A	THURLOW Natalie	Draws	0 -	0 - 0 -
		Take-outs	0 -	0 - 0 -
		Total	0 -	0 - 0 -
Team		Draws	27 63%	30 61% 57 62%
		Take-outs	15 72%	16 52% 31 61%
		Total	42 66%	46 58% 88 62%

EST - Estonia		⌚	⌚	Game
4	TUVIKE Erika	Draws	6 50%	5 65% 11 57%
		Take-outs	8 69%	2 50% 10 65%
		Total	14 61%	7 61% 21 61%
3	LAIDSALU Kerli	Draws	2 100%	4 100% 6 100%
		Take-outs	9 67%	7 64% 16 66%
		Total	11 73%	11 77% 22 75%
2	TURMANN Liisa	Draws	4 75%	5 90% 9 83%
		Take-outs	6 58%	7 54% 13 56%
		Total	10 65%	12 69% 22 67%
1	GROSSMANN Heili	Draws	13 88%	4 88% 17 88%
		Take-outs	2 100%	3 50% 5 70%
		Total	15 90%	7 71% 22 84%
A -		Draws	0 -	0 - 0 -
		Take-outs	0 -	0 - 0 -
		Total	0 -	0 - 0 -
Team		Draws	25 78%	18 85% 43 81%
		Take-outs	25 68%	19 57% 44 63%
		Total	50 73%	37 70% 87 72%

Note:
Position and function for each team member:
4 = Fourth, 3 = Third, 2 = Second, 1 = Lead, A = Alternate, S = Skip, V = Vice-Skip

Legend:
⌚ Clockwise ⌚ Counter-clockwise LSFE(*) Last Stone First End

MON 18 MAR 2024
Start Time 14:00

Round Robin Session 7 - Sheet A

WORLD CURLING

Game - Shot by Shot

End 1 **NZL - New Zealand** 0 + 0 (this end) = 0 **EST - Estonia** 0 + 1 (this end) = 1



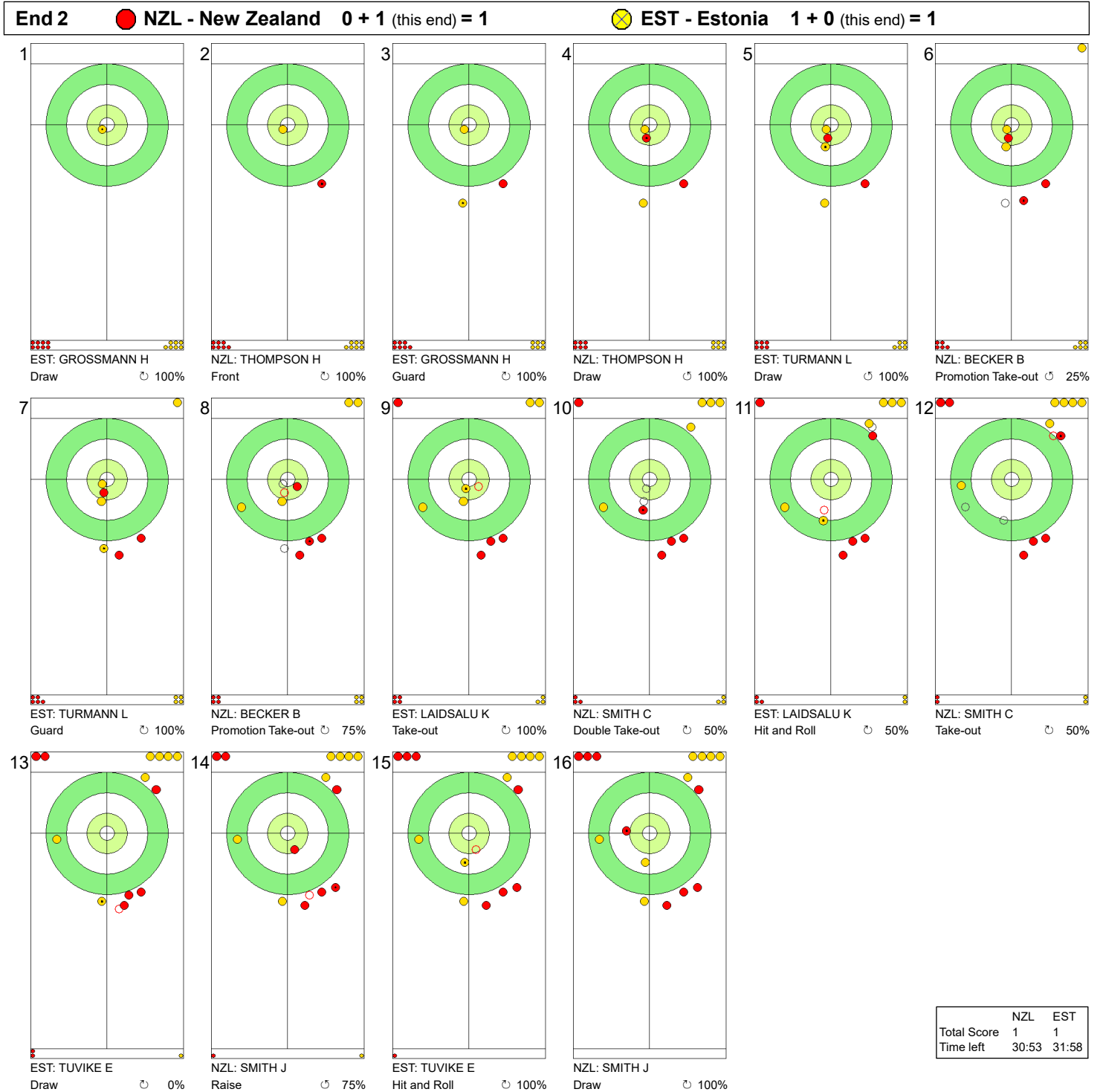
	NZL	EST
Total Score	0	1
Time left	35:08	35:17

Legend:
 ↻ Clockwise ↺ Counter-clockwise - Not considered

MON 18 MAR 2024
Start Time 14:00

Round Robin Session 7 - Sheet A

Game - Shot by Shot



Legend:
 Clockwise Counter-clockwise - Not considered

MON 18 MAR 2024
Start Time 14:00

Round Robin Session 7 - Sheet A

WORLD CURLING

Game - Shot by Shot

End 3 ● **NZL - New Zealand 1 + 0 (this end) = 1** ⊗ **EST - Estonia 1 + 0 (this end) = 1**



	NZL	EST
Total Score	1	1
Time left	28:17	29:20

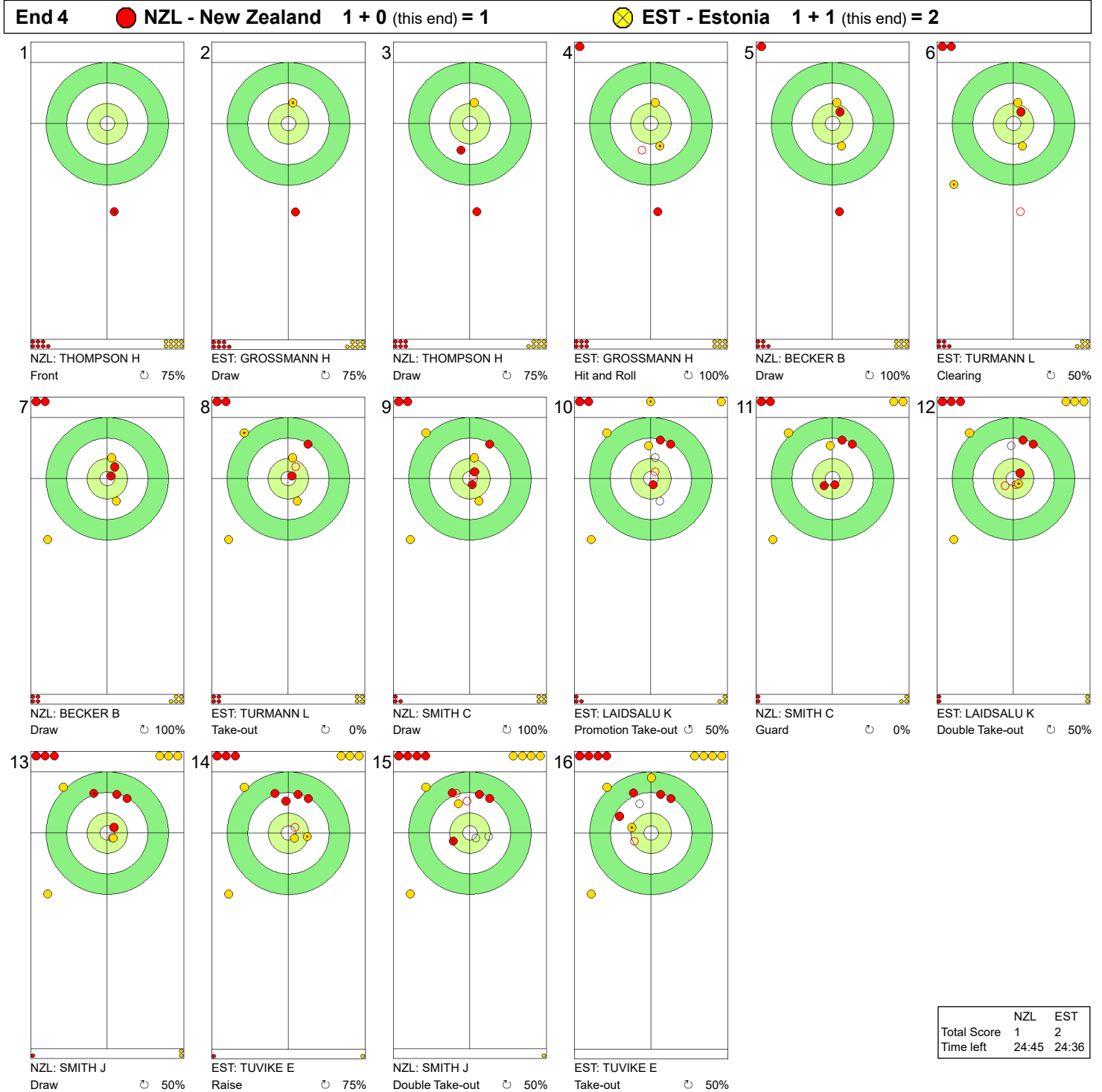
Legend:
↻ Clockwise ↺ Counter-clockwise - Not considered

MON 18 MAR 2024
Start Time 14:00

Round Robin Session 7 - Sheet A

WORLD CURLING

Game - Shot by Shot



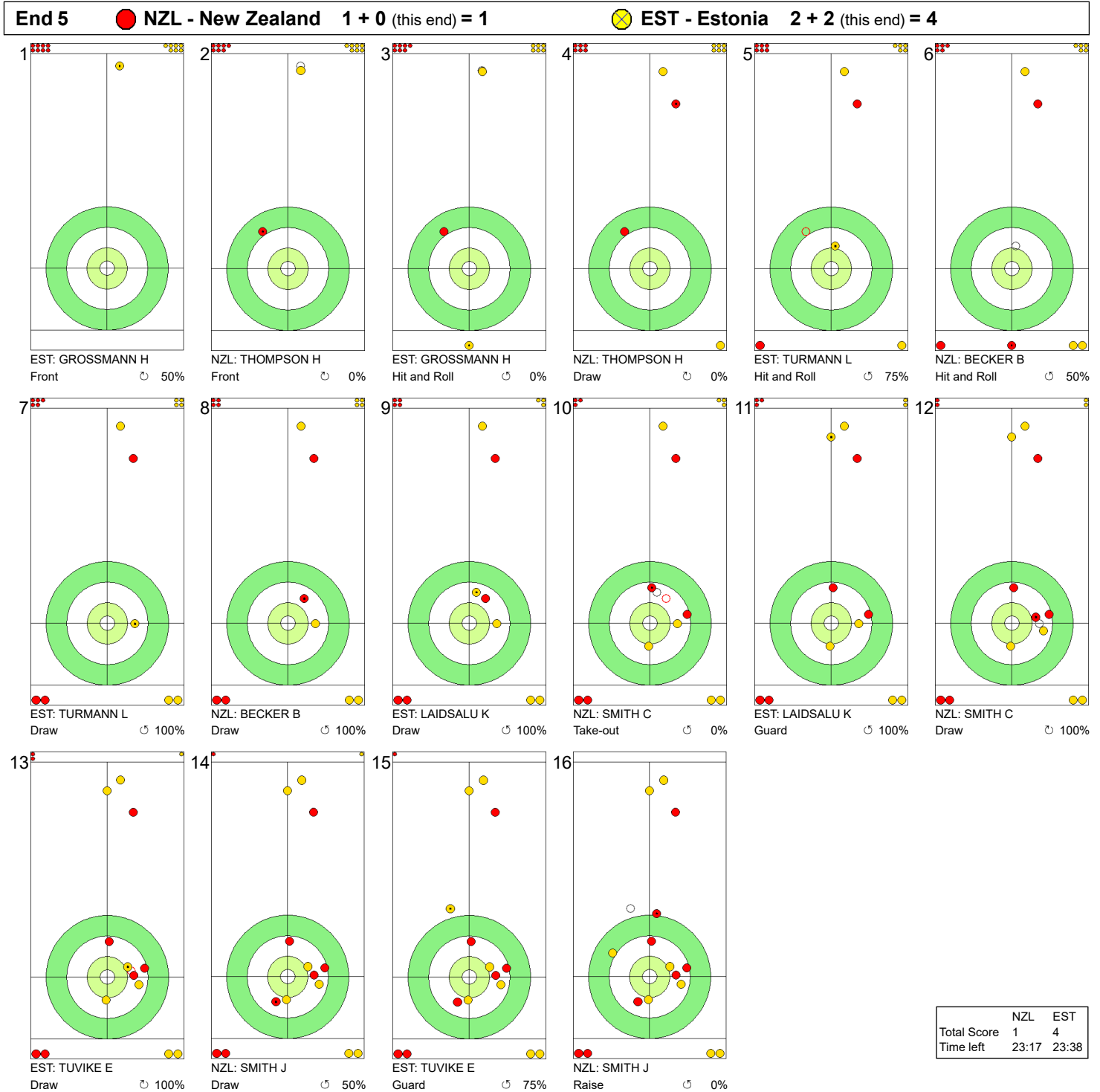
Legend:
 ↻ Clockwise ↺ Counter-clockwise - Not considered

MON 18 MAR 2024
Start Time 14:00

Round Robin Session 7 - Sheet A

WORLD CURLING

Game - Shot by Shot

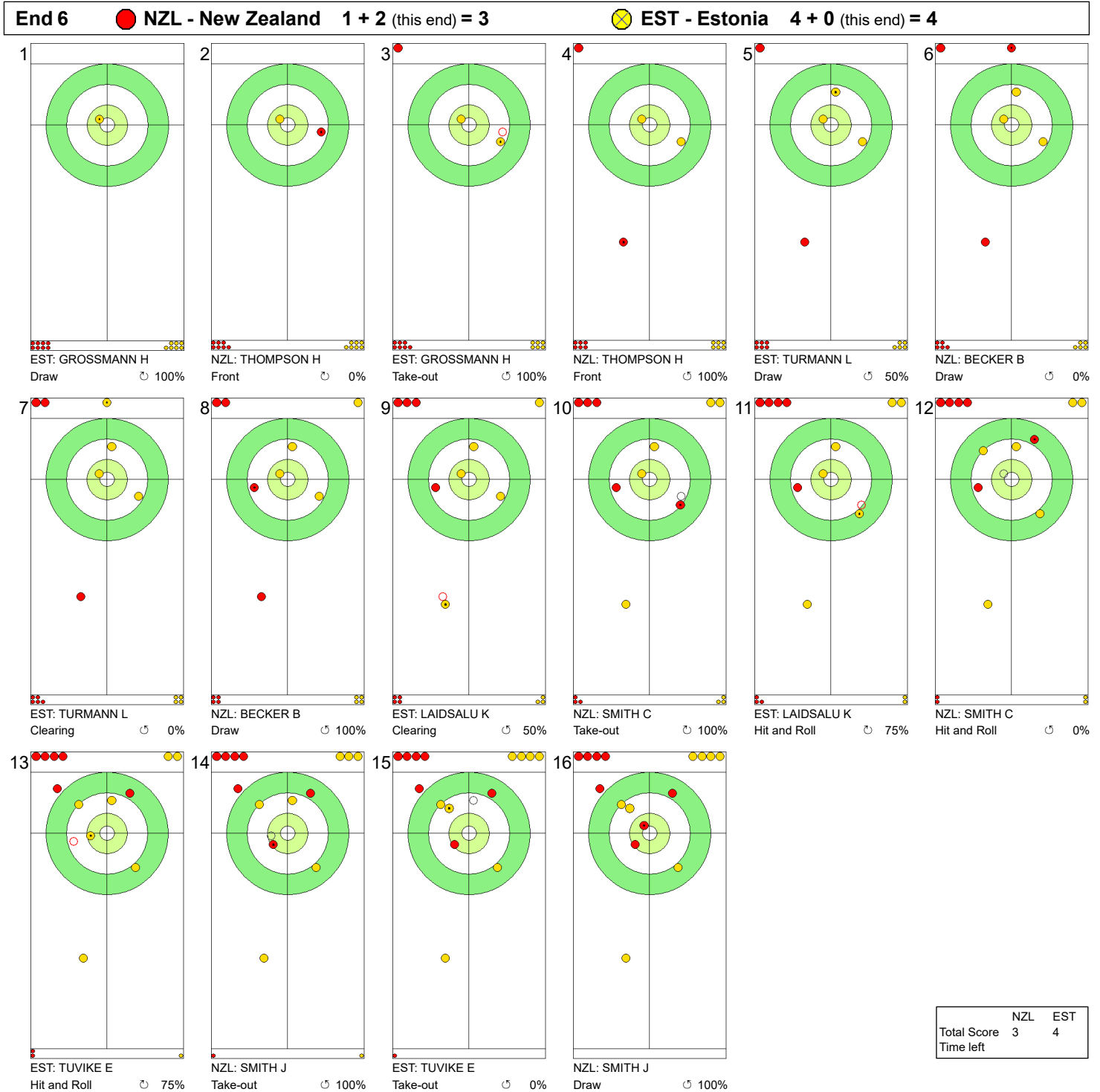


Legend:
↻ Clockwise ↺ Counter-clockwise - Not considered

MON 18 MAR 2024
Start Time 14:00

Round Robin Session 7 - Sheet A

Game - Shot by Shot

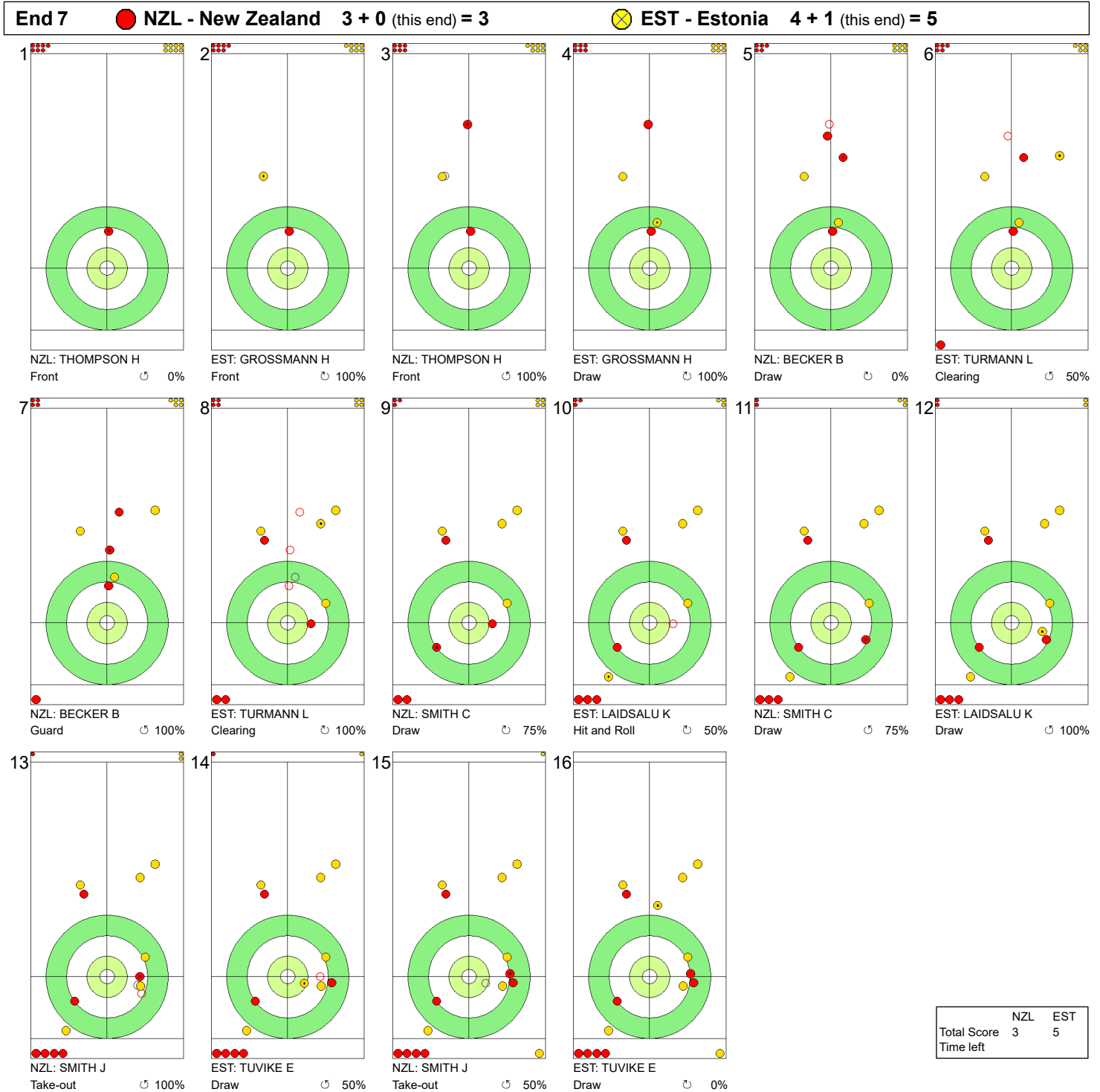


Legend:
↻ Clockwise ↺ Counter-clockwise - Not considered

MON 18 MAR 2024
Start Time 14:00

Round Robin Session 7 - Sheet A

Game - Shot by Shot

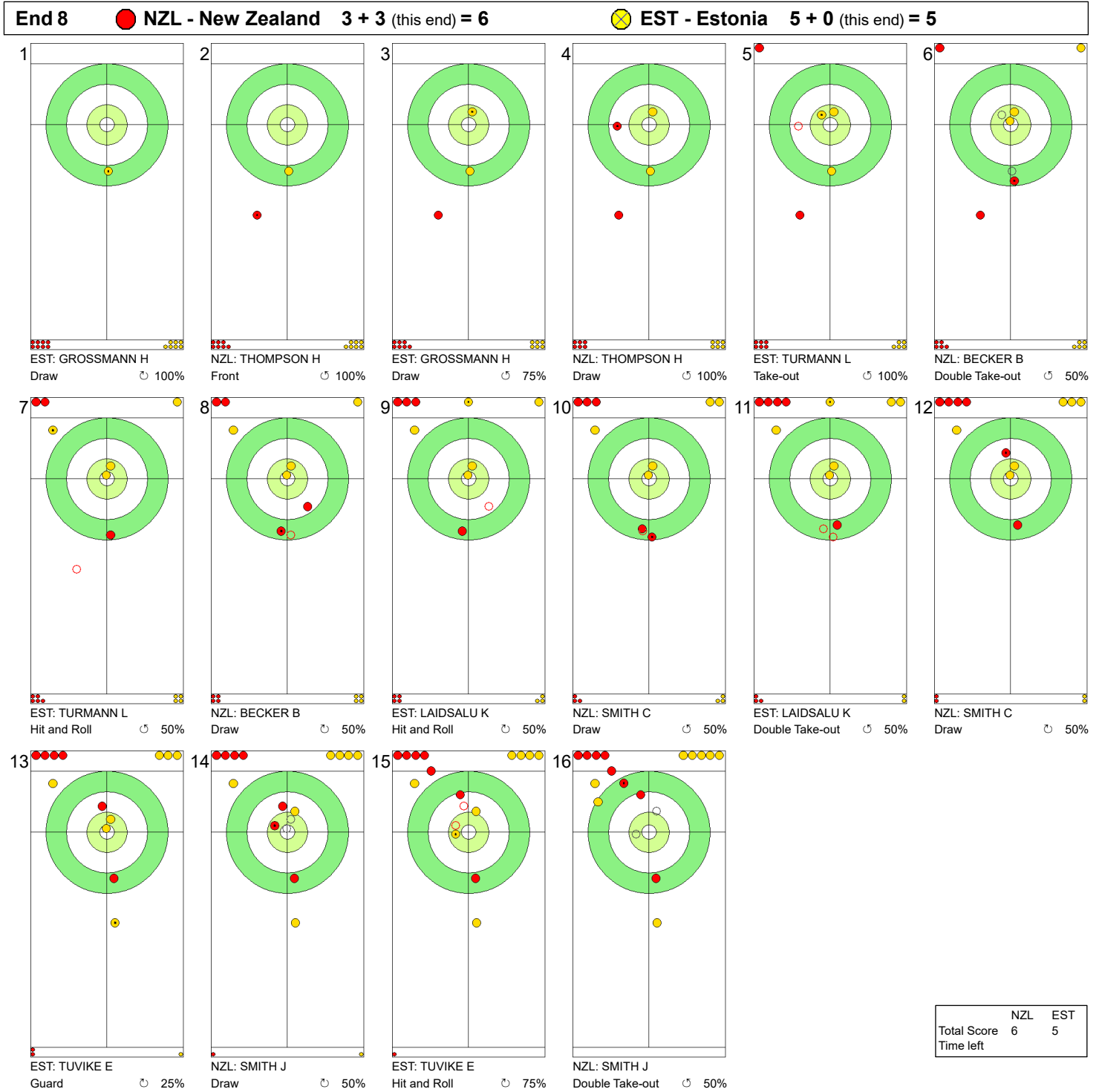


Legend:
 Clockwise Counter-clockwise - Not considered

MON 18 MAR 2024
Start Time 14:00

Round Robin Session 7 - Sheet A

Game - Shot by Shot



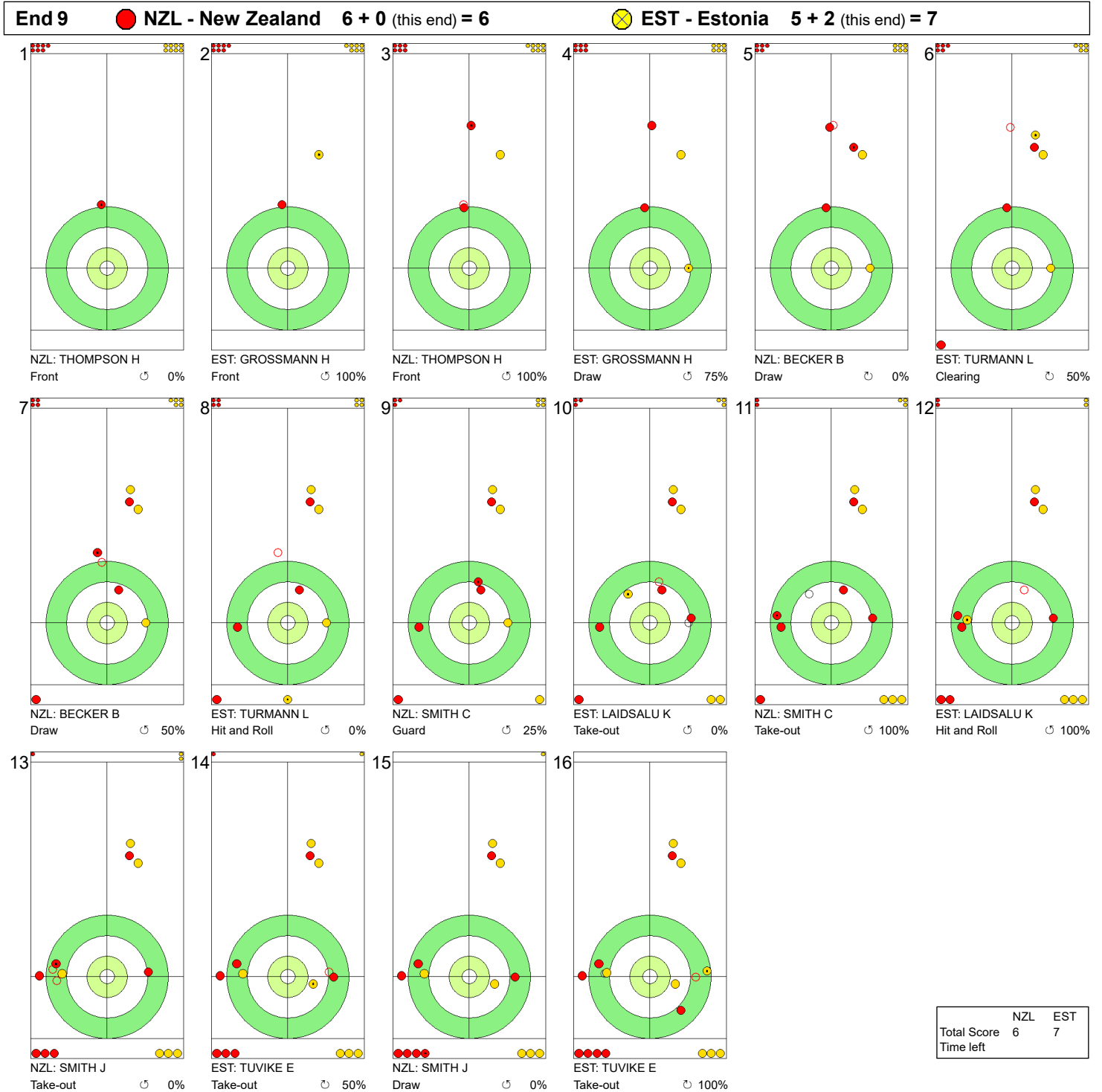
Legend:
 ↻ Clockwise ↺ Counter-clockwise - Not considered

MON 18 MAR 2024
Start Time 14:00

Round Robin Session 7 - Sheet A

WORLD CURLING

Game - Shot by Shot



Legend:
 ↻ Clockwise ↺ Counter-clockwise - Not considered

MON 18 MAR 2024
Start Time 14:00

Round Robin Session 7 - Sheet A

Game - Shot by Shot



Legend:
 ↻ Clockwise ↺ Counter-clockwise - Not considered

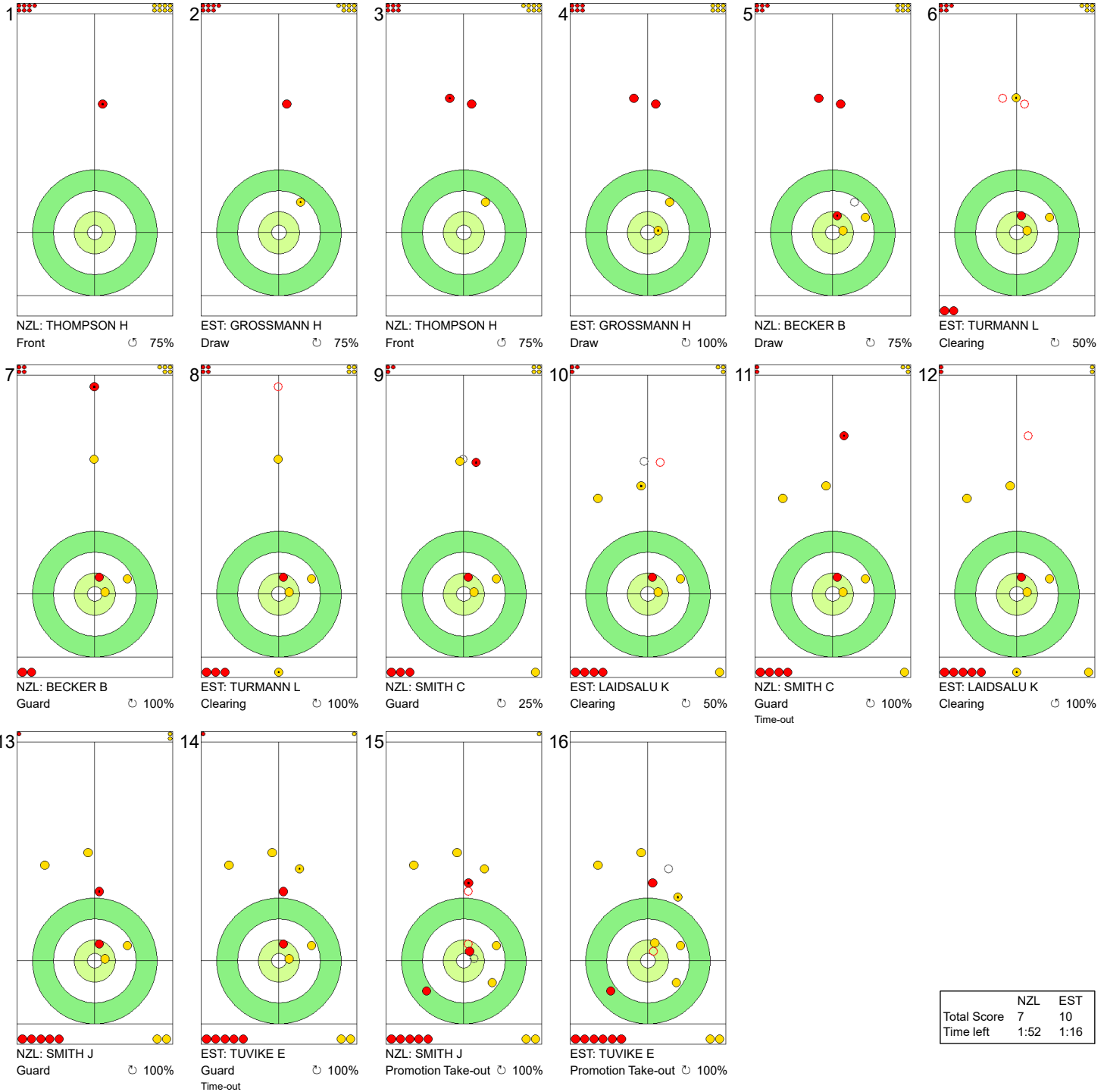
MON 18 MAR 2024
Start Time 14:00

Round Robin Session 7 - Sheet A

WORLD CURLING

Game - Shot by Shot

End 11 ● **NZL - New Zealand 7 + 0 (this end) = 7** ● **EST - Estonia 7 + 3 (this end) = 10**



	NZL	EST
Total Score	7	10
Time left	1:52	1:16

Legend:
 ↻ Clockwise ↺ Counter-clockwise - Not considered

MON 18 MAR 2024
Start Time 14:00

Round Robin Session 7 - Sheet B

Game Results

Sheet	Team	LSFE	1	2	3	4	5	6	7	8	9	10	Extra Ends	Total
B	CAN - Canada	*	2	0	0	2	0	2	0	3	X	X		9
	NOR - Norway		0	1	0	0	2	0	1	0	X	X		4

CAN - Canada		Shot Success	Game	All
4 S	HOMAN Rachel	94%	88%	
3 V	FLEURY Tracy	88%	85%	
2	MISKEW Emma	95%	91%	
1	WILKES Sarah	92%	90%	
A	BROWN Rachel	-	-	
Team Total		92%	89%	

NOR - Norway		Shot Success	Game	All
4 V	SKASLIEN Kristin	84%	79%	
3 S	ROERVIK Marianne	84%	83%	
2	HASLEV NORDBYE Mille	73%	82%	
1	ROENNING Martine	88%	89%	
A	FORBREGD Ingeborg	-	-	
Team Total		82%	83%	

Last Stone Draw		Distance
↻	HOMAN Rachel	12.8cm
↻	MISKEW Emma	36.9cm
Total		49.7cm

Last Stone Draw		Distance
↻	ROENNING Martine	39.6cm
↻	SKASLIEN Kristin	24.7cm
Total		64.3cm

Time remaining: 8 minutes 6 seconds

Time remaining: 6 minutes 7 seconds

Shot Success Analysis

CAN - Canada		↻	↻	Game	
4	HOMAN Rachel	Draws	3 100%	2 75%	5 90%
		Take-outs	2 100%	9 94%	11 95%
		Total	5 100%	11 91%	16 94%
3	FLEURY Tracy	Draws	1 100%	3 92%	4 94%
		Take-outs	6 92%	6 79%	12 85%
		Total	7 93%	9 83%	16 88%
2	MISKEW Emma	Draws	2 63%	2 100%	4 81%
		Take-outs	4 100%	8 100%	12 100%
		Total	6 88%	10 100%	16 95%
1	WILKES Sarah	Draws	6 92%	8 94%	14 93%
		Take-outs	1 75%	1 100%	2 88%
		Total	7 89%	9 94%	16 92%
A	BROWN Rachel	Draws	0 -	0 -	0 -
		Take-outs	0 -	0 -	0 -
		Total	0 -	0 -	0 -
Team		Draws	12 90%	15 92%	27 91%
		Take-outs	13 94%	24 93%	37 93%
		Total	25 92%	39 92%	64 92%

NOR - Norway		↻	↻	Game	
4	SKASLIEN Kristin	Draws	1 75%	2 75%	3 75%
		Take-outs	6 88%	7 86%	13 87%
		Total	7 86%	9 83%	16 84%
3	ROERVIK Marianne	Draws	3 67%	5 85%	8 78%
		Take-outs	4 94%	4 88%	8 91%
		Total	7 82%	9 86%	16 84%
2	HASLEV NORDBYE Mille	Draws	5 60%	5 90%	10 75%
		Take-outs	4 69%	2 75%	6 71%
		Total	9 64%	7 86%	16 73%
1	ROENNING Martine	Draws	7 93%	8 81%	15 87%
		Take-outs	0 -	1 100%	1 100%
		Total	7 93%	9 83%	16 88%
A	FORBREGD Ingeborg	Draws	0 -	0 -	0 -
		Take-outs	0 -	0 -	0 -
		Total	0 -	0 -	0 -
Team		Draws	16 77%	20 84%	36 81%
		Take-outs	14 84%	14 86%	28 85%
		Total	30 80%	34 85%	64 82%

Note:
Position and function for each team member:
4 = Fourth, 3 = Third, 2 = Second, 1 = Lead, A = Alternate, S = Skip, V = Vice-Skip

Legend:
↻ Clockwise ↻ Counter-clockwise LSFE(*) Last Stone First End
X Unplayed/unfinished end due to concession

MON 18 MAR 2024
Start Time 14:00

Round Robin Session 7 - Sheet B

Game - Shot by Shot

End 1			● CAN - Canada 0 + 2 (this end) = 2	⊗ NOR - Norway 0 + 0 (this end) = 0	
1		2		3	
NOR: ROENNING M Draw ⌚ 100%		CAN: WILKES S Take-out ⌚ 100%		NOR: ROENNING M Take-out ⌚ 100%	
4		5		6	
CAN: WILKES S Hit and Roll ⌚ 75%		NOR: HASLEV NORDBYE M Draw ⌚ 75%		CAN: MISKEW E Take-out ⌚ 100%	
7		8		9	
NOR: HASLEV NORDBYE M Hit and Roll ⌚ 50%		CAN: MISKEW E Draw ⌚ 25%		NOR: ROERVIK M Hit and Roll ⌚ 100%	
10		11		12	
CAN: FLEURY T Promotion Take-out ⌚ 100%		NOR: ROERVIK M Take-out ⌚ 100%		CAN: FLEURY T Hit and Roll ⌚ 100%	
13		14		15	
NOR: SKASLIEN K Hit and Roll ⌚ 50%		CAN: HOMAN R Draw ⌚ 100%		NOR: SKASLIEN K Hit and Roll ⌚ 50%	
16					
CAN: HOMAN R Draw ⌚ 100%					

	CAN	NOR
Total Score	2	0
Time left	34:27	35:26

Legend:		
⌚	Clockwise	⌚
⌚	Counter-clockwise	-
		Not considered

MON 18 MAR 2024
Start Time 14:00

Round Robin Session 7 - Sheet B

WORLD CURLING

Game - Shot by Shot

End 2 ● CAN - Canada 2 + 0 (this end) = 2			⊗ NOR - Norway 0 + 1 (this end) = 1		
1	2	3	4	5	6
CAN: WILKES S Draw ⌚ 100%	NOR: ROENNING M Front ⌚ 100%	CAN: WILKES S Draw ⌚ 100%	NOR: ROENNING M Draw ⌚ 75%	CAN: MISKEW E Hit and Roll ⌚ 100%	NOR: HASLEV NORDBYE M Double Take-out ⌚ 50%
7	8	9	10	11	12
CAN: MISKEW E Clearing ⌚ 100%	NOR: HASLEV NORDBYE M Promotion Take-out ⌚ 75%	CAN: FLEURY T Hit and Roll ⌚ 100%	NOR: ROERVIK M Hit and Roll ⌚ 100%	CAN: FLEURY T Hit and Roll ⌚ 75%	NOR: ROERVIK M Hit and Roll ⌚ 75%
13	14	15	16		
CAN: HOMAN R Double Take-out ⌚ 100%	NOR: SKASLIEN K Take-out ⌚ 100%	CAN: HOMAN R Take-out ⌚ 100%	NOR: SKASLIEN K Clearing ⌚ 50%		

	CAN	NOR
Total Score	2	1
Time left	30:56	31:36

Legend:
⌚ Clockwise ⌚ Counter-clockwise - Not considered



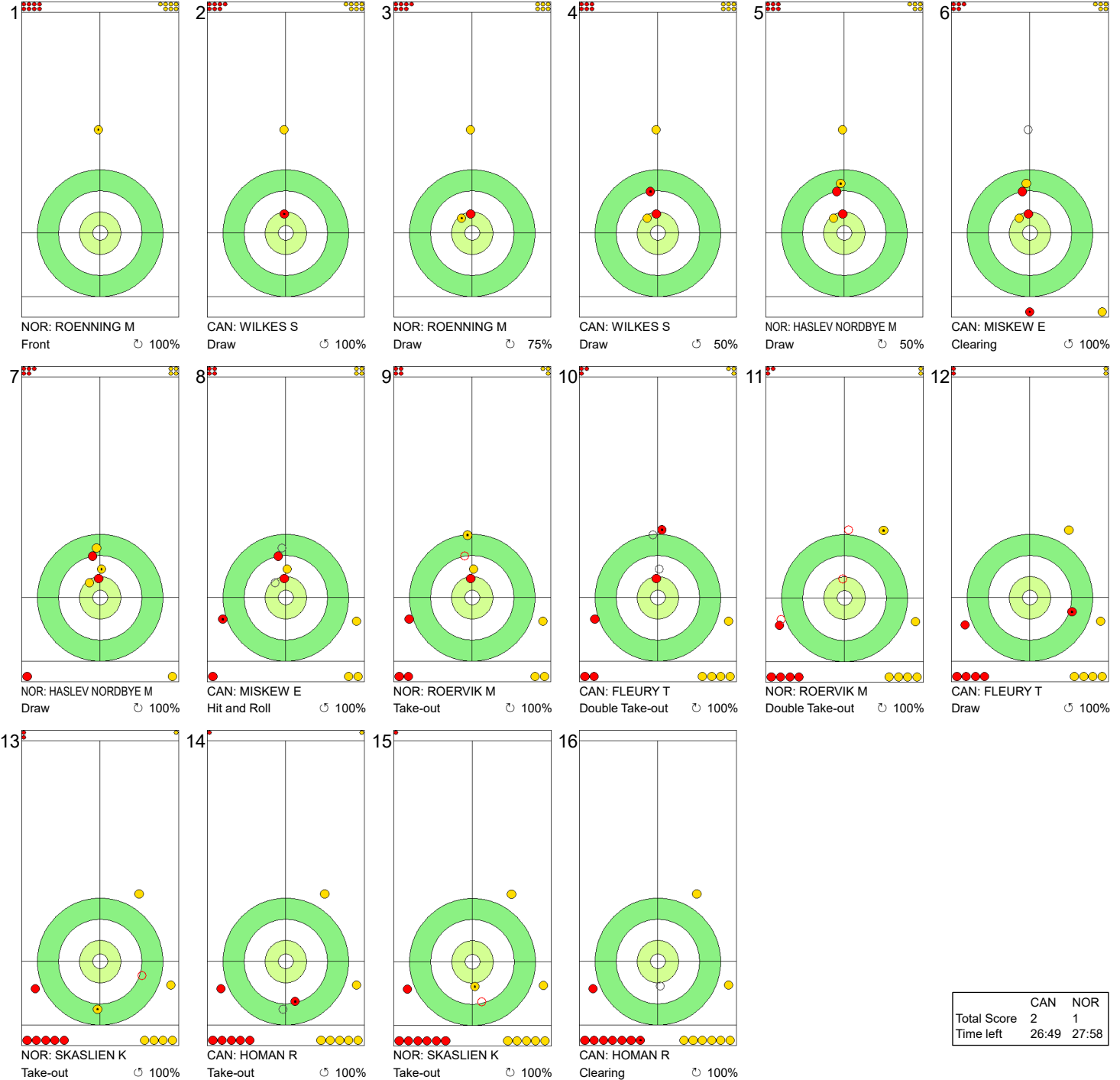
MON 18 MAR 2024
Start Time 14:00

Round Robin Session 7 - Sheet B



Game - Shot by Shot

End 3 ● **CAN - Canada** **2 + 0** (this end) = **2** ● **NOR - Norway** **1 + 0** (this end) = **1**



	CAN	NOR
Total Score	2	1
Time left	26:49	27:58

Legend:
 ↻ Clockwise ↺ Counter-clockwise - Not considered

MON 18 MAR 2024
Start Time 14:00

Round Robin Session 7 - Sheet B

Game - Shot by Shot

End 4 ● **CAN - Canada** 2 + 2 (this end) = 4 ● **NOR - Norway** 1 + 0 (this end) = 1

Shot	Player	Action	Status
1	NOR: ROENNING M	Front	100%
2	CAN: WILKES S	Draw	100%
3	NOR: ROENNING M	Draw	100%
4	CAN: WILKES S	Draw	100%
5	NOR: HASLEV NORDBYE M	Raise	100%
6	CAN: MISKEW E	Clearing	100%
7	NOR: HASLEV NORDBYE M	Guard	100%
8	CAN: MISKEW E	Clearing	100%
9	NOR: ROERVIK M	Guard	100%
10	CAN: FLEURY T	Clearing	100%
11	NOR: ROERVIK M	Guard	100%
12	CAN: FLEURY T	Clearing	100%
13	NOR: SKASLIEN K	Hit and Roll	100%
14	CAN: HOMAN R	Hit and Roll	75%
15	NOR: SKASLIEN K	Hit and Roll	100%
16	CAN: HOMAN R	Draw	100%

	CAN	NOR
Total Score	4	1
Time left	23:18	23:04

Legend:
 ↻ Clockwise ↺ Counter-clockwise - Not considered

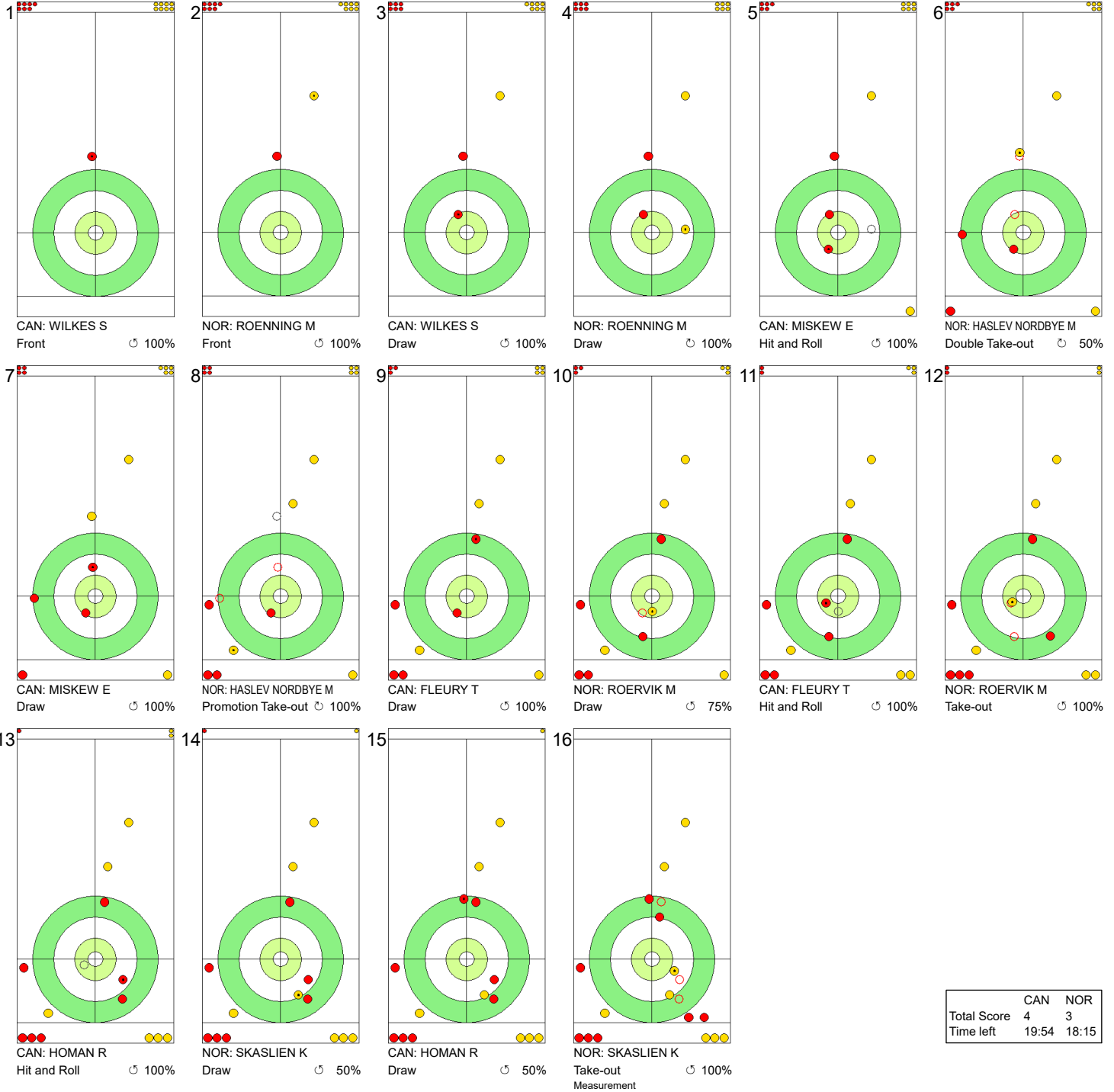
MON 18 MAR 2024
Start Time 14:00

Round Robin Session 7 - Sheet B

WORLD CURLING

Game - Shot by Shot

End 5 **CAN - Canada 4 + 0 (this end) = 4** **NOR - Norway 1 + 2 (this end) = 3**



	CAN	NOR
Total Score	4	3
Time left	19:54	18:15

Legend:
 ↻ Clockwise ↺ Counter-clockwise - Not considered

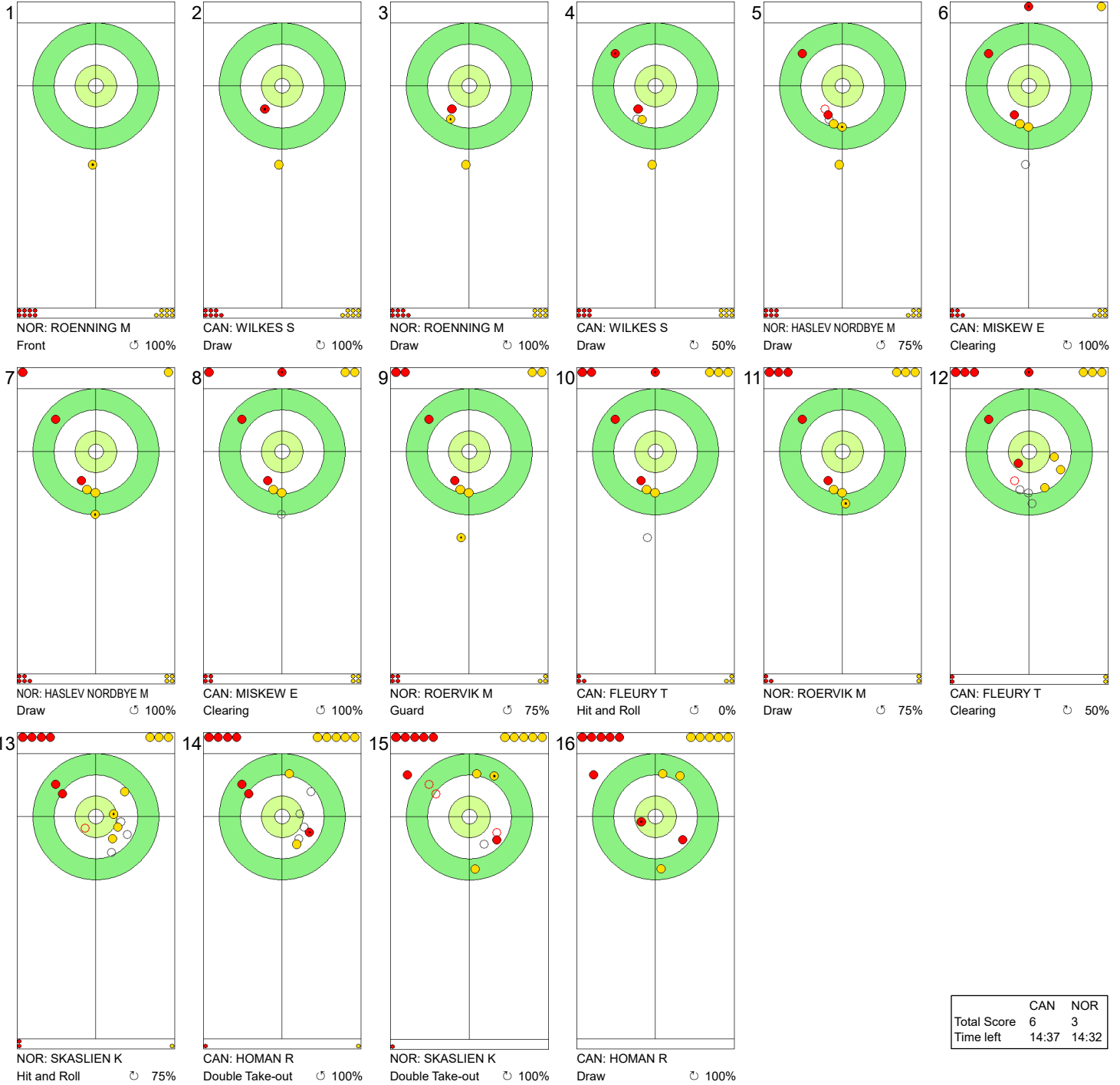
MON 18 MAR 2024
Start Time 14:00

Round Robin Session 7 - Sheet B

WORLD CURLING

Game - Shot by Shot

End 6 **CAN - Canada** 4 + 2 (this end) = 6 **NOR - Norway** 3 + 0 (this end) = 3



Legend:
 ↻ Clockwise ↺ Counter-clockwise - Not considered

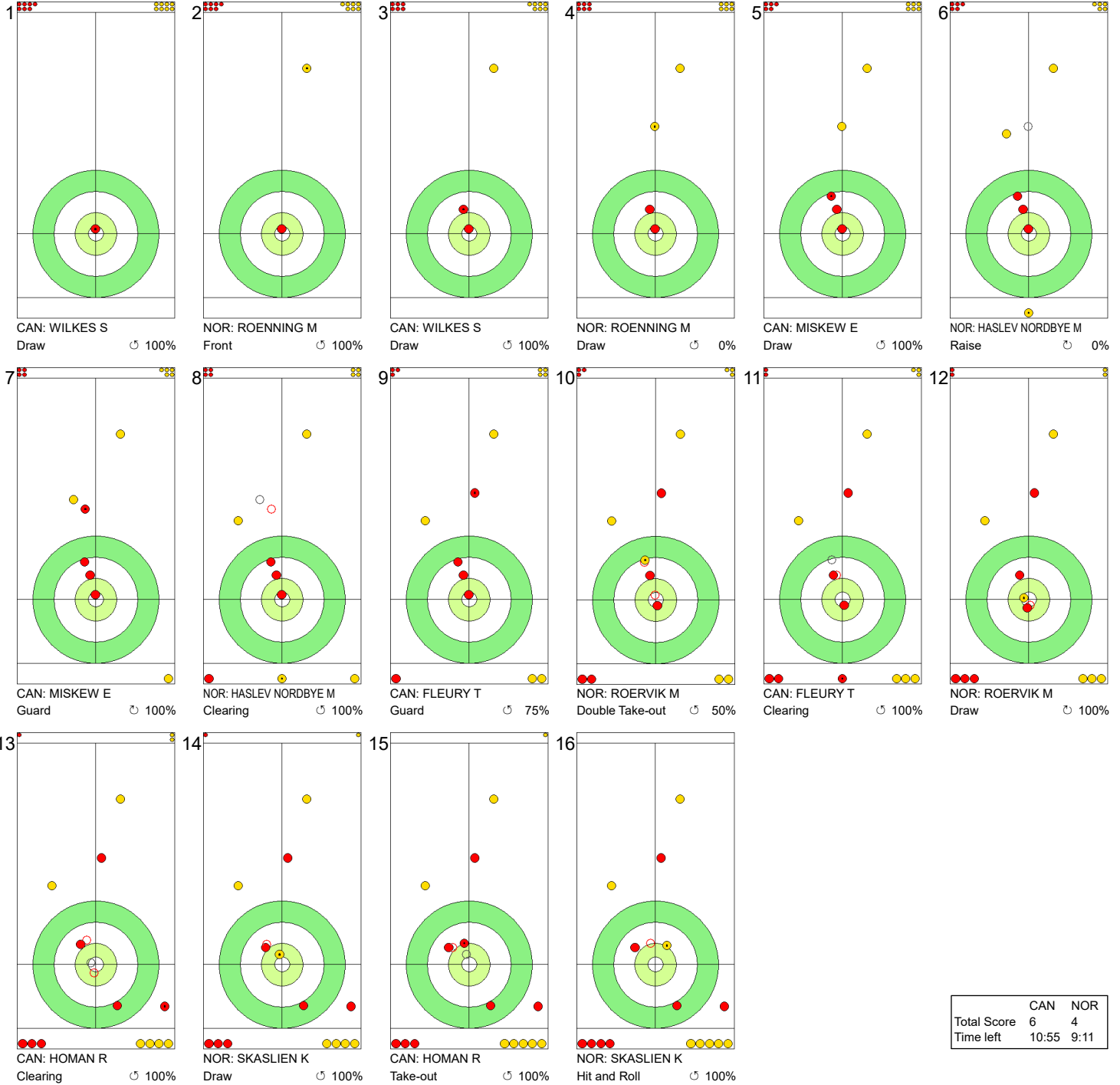
MON 18 MAR 2024
Start Time 14:00

Round Robin Session 7 - Sheet B

WORLD CURLING

Game - Shot by Shot

End 7 **CAN - Canada 6 + 0 (this end) = 6** **NOR - Norway 3 + 1 (this end) = 4**



	CAN	NOR
Total Score	6	4
Time left	10:55	9:11

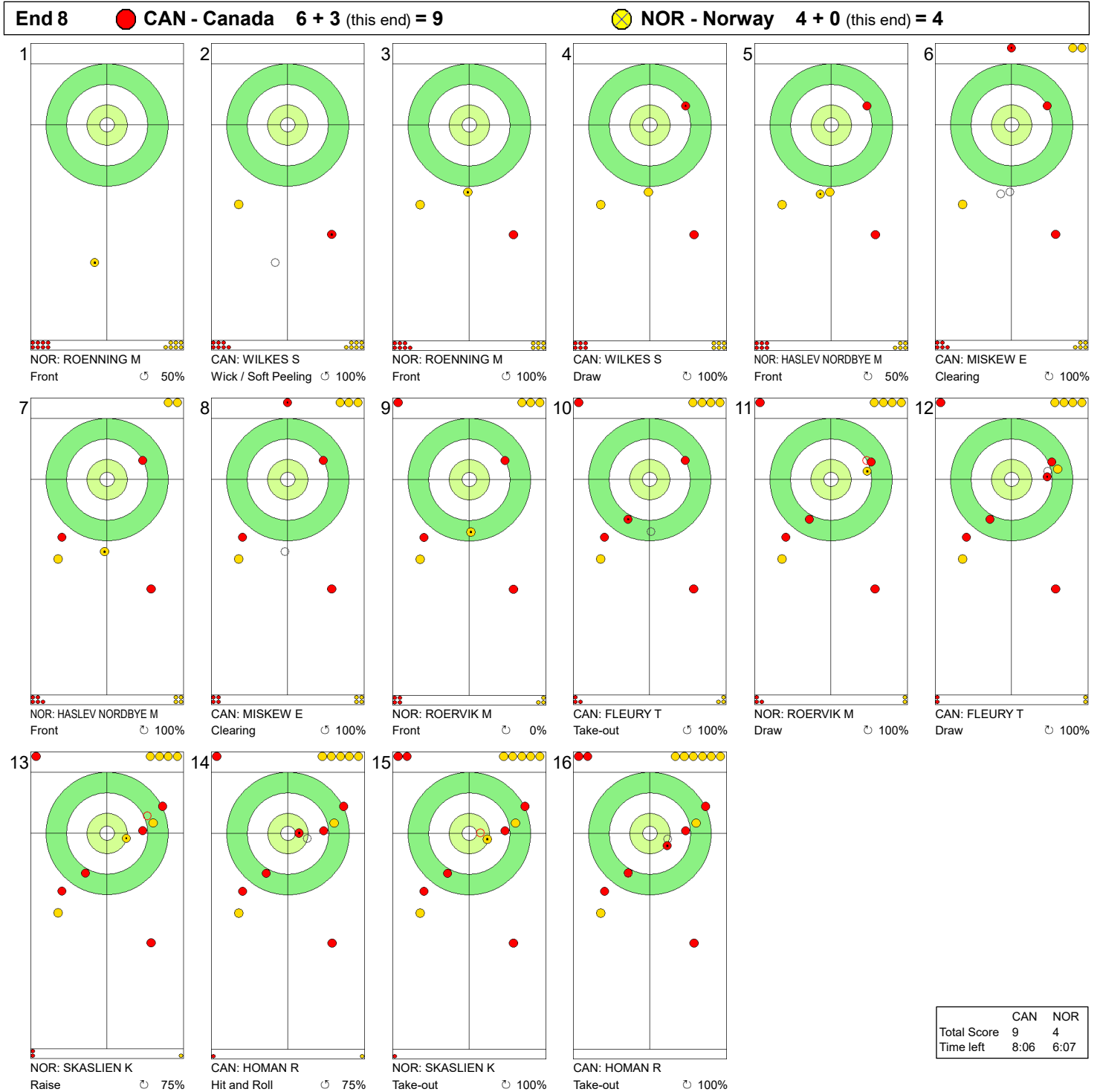
Legend:
 ↻ Clockwise ↺ Counter-clockwise - Not considered

MON 18 MAR 2024
Start Time 14:00

Round Robin Session 7 - Sheet B

WORLD CURLING

Game - Shot by Shot



Legend:
 Clockwise Counter-clockwise - Not considered

MON 18 MAR 2024
Start Time 14:00

Round Robin Session 7 - Sheet C

Game Results

Sheet	Team	LSFE	1	2	3	4	5	6	7	8	9	10	Extra Ends	Total
C	USA - United States		0	0	1	0	1	0	1	0	X	X		3
	ITA - Italy	*	0	2	0	1	0	5	0	2	X	X		10

USA - United States		Shot Success	Game	All
4 S	PETERSON Tabitha	72%		76%
3 V	THIESSE Cory	83%		78%
2	PETERSON Tara	83%		85%
1	HAMILTON Becca	88%		83%
A	PERSINGER Vicky	-		-
Team Total		81%		81%

ITA - Italy		Shot Success	Game	All
4 S	CONSTANTINI Stefania	92%		88%
3	MATHIS Elena	92%		83%
2	ROMEI Angela	84%		83%
1 V	ZARDINI LACEDELLI Giulia	94%		91%
A	LO DESERTO Marta	-		-
Team Total		91%		86%

Last Stone Draw Distance

⌚	HAMILTON Becca	23.4cm
⌚	THIESSE Cory	30.1cm
Total		53.5cm

Last Stone Draw Distance

⌚	MATHIS Elena	22.8cm
⌚	ROMEI Angela	25.7cm
Total		48.5cm

Time remaining: 5 minutes 40 seconds

Time remaining: 6 minutes 1 second

Time-out: End 8 - USA stone 5

Time-out: End 6 - ITA stone 5

Shot Success Analysis

USA - United States		⌚	⌚	Game	
4	PETERSON Tabitha	Draws	4 100%	3 58%	7 82%
		Take-outs	7 68%	2 50%	9 64%
		Total	11 80%	5 55%	16 72%
3	THIESSE Cory	Draws	2 100%	7 82%	9 86%
		Take-outs	4 75%	3 83%	7 79%
		Total	6 83%	10 83%	16 83%
2	PETERSON Tara	Draws	5 95%	5 65%	10 80%
		Take-outs	3 100%	3 75%	6 88%
		Total	8 97%	8 69%	16 83%
1	HAMILTON Becca	Draws	11 86%	3 100%	14 89%
		Take-outs	0 -	2 75%	2 75%
		Total	11 86%	5 90%	16 88%
A	PERSINGER Vicky	Draws	0 -	0 -	0 -
		Take-outs	0 -	0 -	0 -
		Total	0 -	0 -	0 -
Team		Draws	22 92%	18 76%	40 85%
		Take-outs	14 77%	10 73%	24 75%
		Total	36 86%	28 75%	64 81%

ITA - Italy		⌚	⌚	Game	
4	CONSTANTINI Stefania	Draws	2 100%	5 80%	7 86%
		Take-outs	3 100%	6 96%	9 97%
		Total	5 100%	11 89%	16 92%
3	MATHIS Elena	Draws	6 100%	2 38%	8 84%
		Take-outs	3 100%	5 100%	8 100%
		Total	9 100%	7 82%	16 92%
2	ROMEI Angela	Draws	4 100%	2 100%	6 100%
		Take-outs	5 70%	5 80%	10 75%
		Total	9 83%	7 86%	16 84%
1	ZARDINI LACEDELLI Giulia	Draws	2 100%	12 92%	14 93%
		Take-outs	0 -	2 100%	2 100%
		Total	2 100%	14 93%	16 94%
A	LO DESERTO Marta	Draws	0 -	0 -	0 -
		Take-outs	0 -	0 -	0 -
		Total	0 -	0 -	0 -
Team		Draws	14 100%	21 85%	35 91%
		Take-outs	11 86%	18 93%	29 91%
		Total	25 94%	39 88%	64 91%

Note:
Position and function for each team member:
4 = Fourth, 3 = Third, 2 = Second, 1 = Lead, A = Alternate, S = Skip, V = Vice-Skip

Legend:
⌚ Clockwise ⌚ Counter-clockwise LSFE(*) Last Stone First End
X Unplayed/unfinished end due to concession

MON 18 MAR 2024
Start Time 14:00

Round Robin Session 7 - Sheet C

WORLD CURLING

Game - Shot by Shot

End 1			USA - United States 0 + 0 (this end) = 0			ITA - Italy 0 + 0 (this end) = 0											
1		USA: HAMILTON B Draw 100%	2		ITA: ZARDINI LACEDELLI Take-out 100%	3		USA: HAMILTON B Take-out 50%	4		ITA: ZARDINI LACEDELLI Draw 100%	5		USA: PETERSON Tar Take-out 100%	6		ITA: ROMEI A Take-out 0%
7		USA: PETERSON Tar Draw 100%	8		ITA: ROMEI A Hit and Roll 75%	9		USA: THIESSE C Take-out 100%	10		ITA: MATHIS E Take-out 100%	11		USA: THIESSE C Take-out 100%	12		ITA: MATHIS E Take-out 100%
13		USA: PETERSON Tab Take-out 0%	14		ITA: CONSTANTINI S Take-out 100%	15		USA: PETERSON Tab Double Take-out 100%	16		ITA: CONSTANTINI S Clearing 100%						

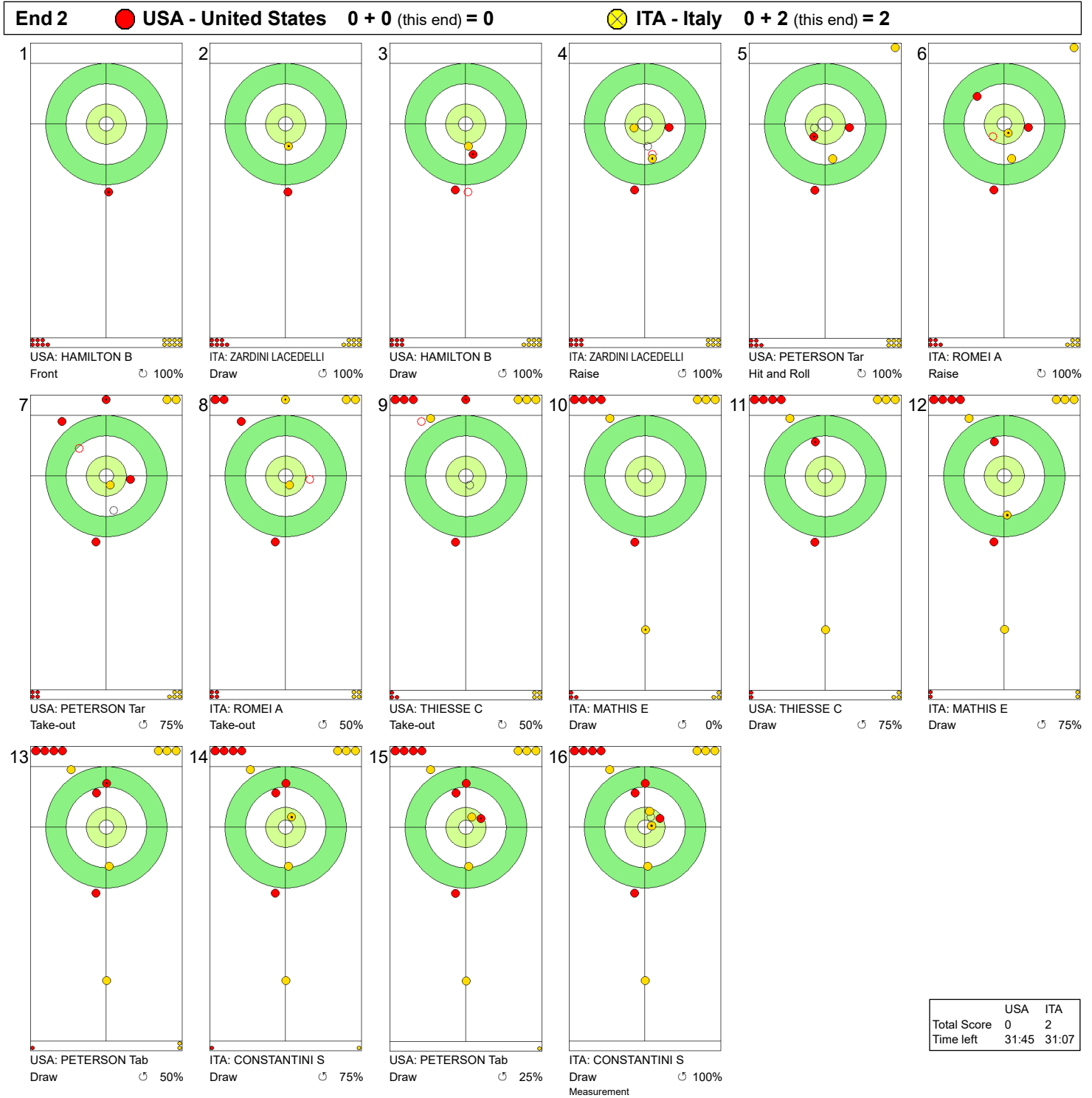
	USA	ITA
Total Score	0	0
Time left	36:03	35:22

Legend:
 Clockwise
 Counter-clockwise
 - Not considered

MON 18 MAR 2024
Start Time 14:00

Round Robin Session 7 - Sheet C

Game - Shot by Shot



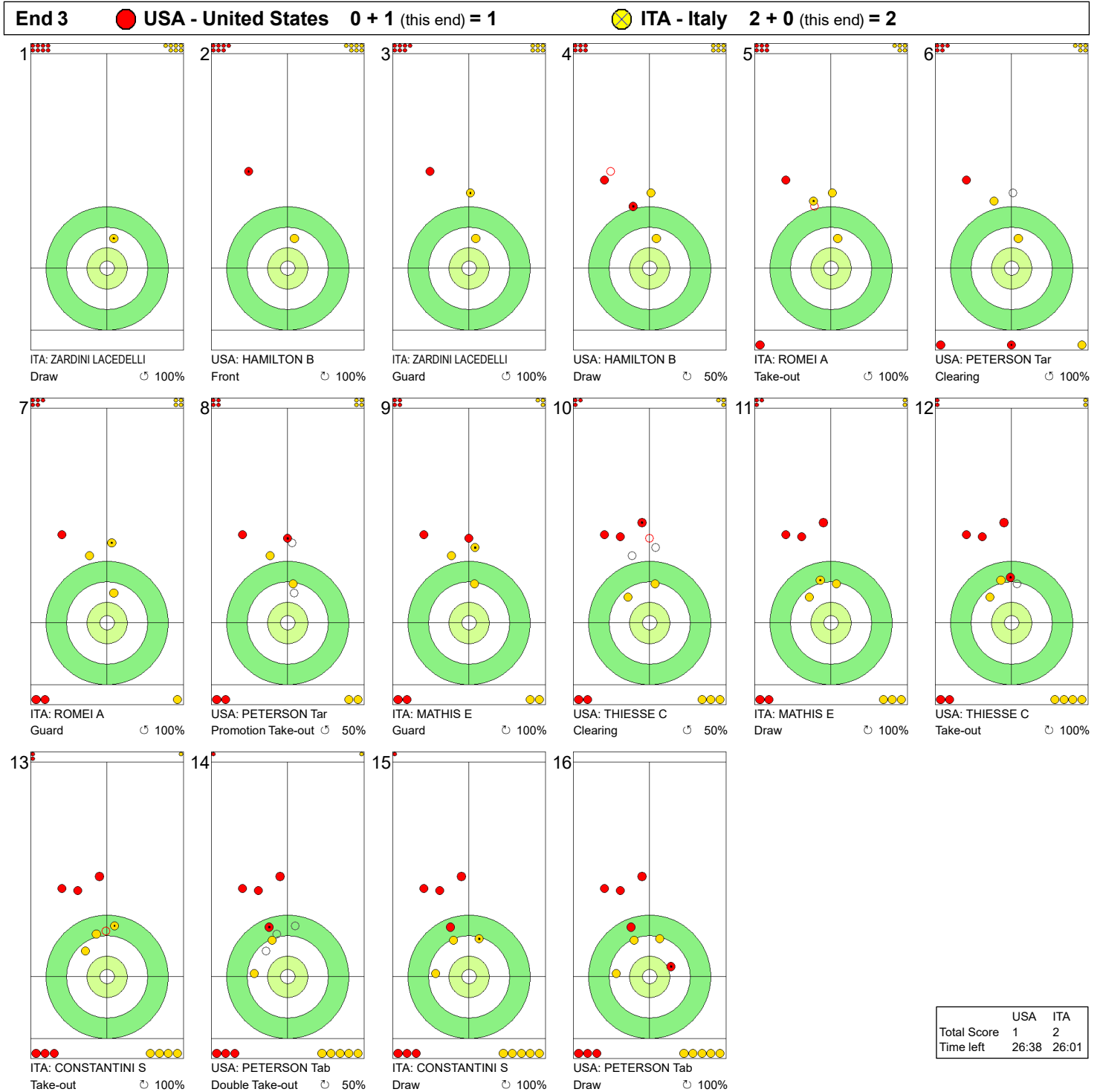
	USA	ITA
Total Score	0	2
Time left	31:45	31:07

Legend:
 ↻ Clockwise ↺ Counter-clockwise - Not considered

MON 18 MAR 2024
Start Time 14:00

Round Robin Session 7 - Sheet C

Game - Shot by Shot



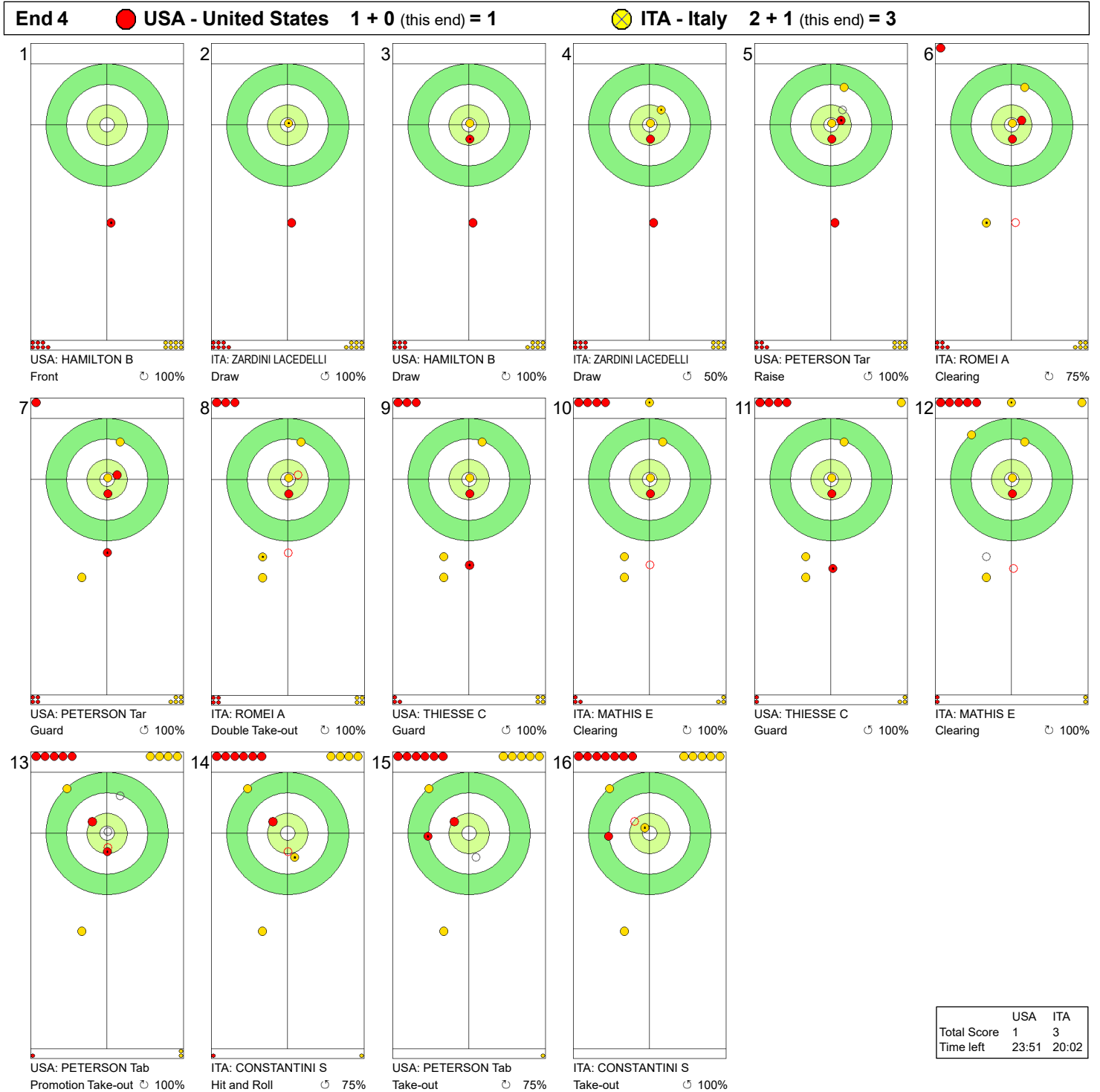
Legend:
 ↻ Clockwise ↺ Counter-clockwise - Not considered

MON 18 MAR 2024
Start Time 14:00

Round Robin Session 7 - Sheet C

WORLD CURLING

Game - Shot by Shot



	USA	ITA
Total Score	1	3
Time left	23:51	20:02

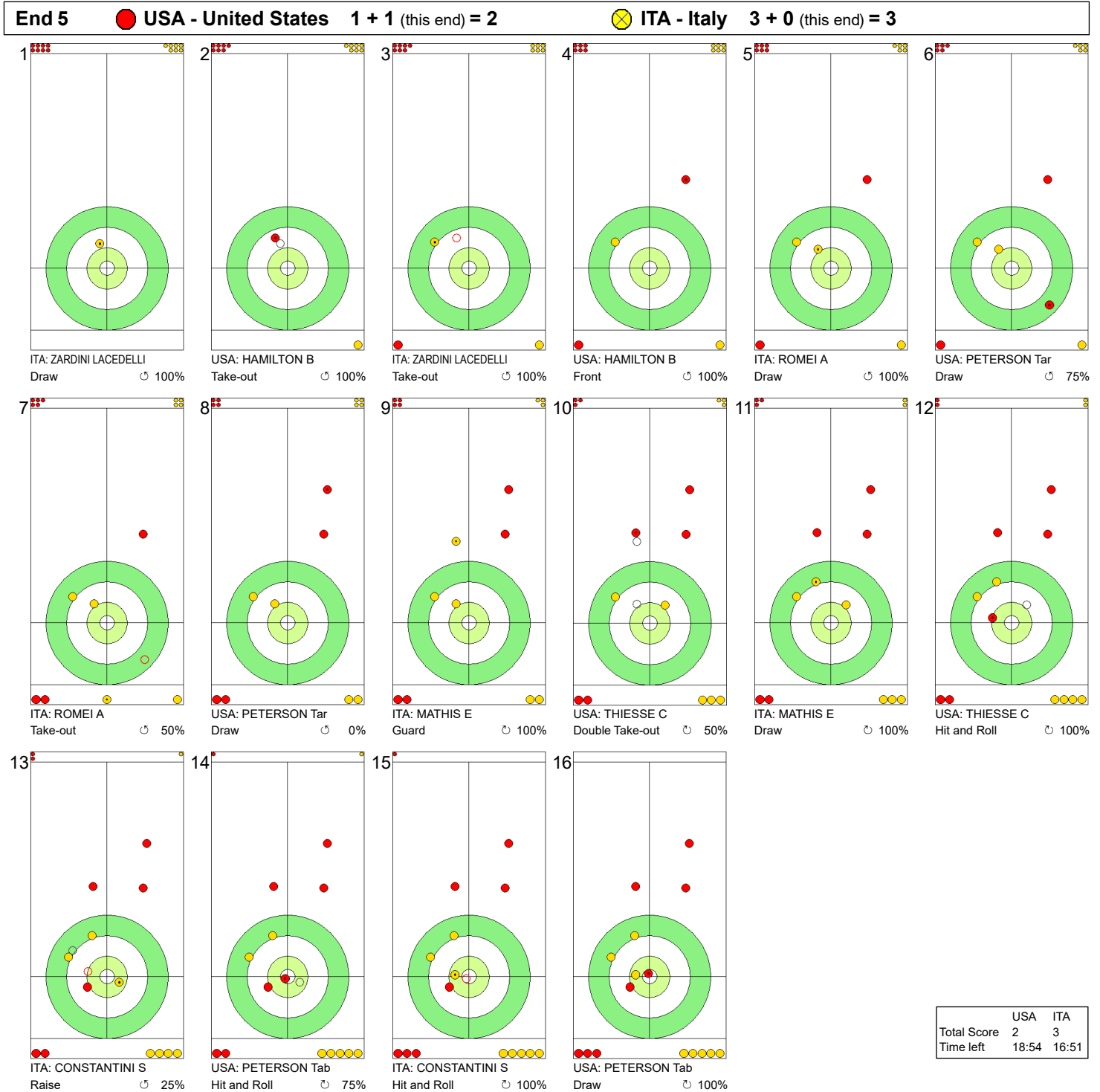
Legend:
 ↻ Clockwise ↺ Counter-clockwise - Not considered

MON 18 MAR 2024
Start Time 14:00

Round Robin Session 7 - Sheet C

WORLD CURLING

Game - Shot by Shot



	USA	ITA
Total Score	2	3
Time left	18:54	16:51

Legend:
↻ Clockwise ↻ Counter-clockwise - Not considered

MON 18 MAR 2024
Start Time 14:00

Round Robin Session 7 - Sheet C

Game - Shot by Shot

End 6 ● **USA - United States 2 + 0 (this end) = 2** ● **ITA - Italy 3 + 5 (this end) = 8**



	USA	ITA
Total Score	2	8
Time left	13:02	11:50

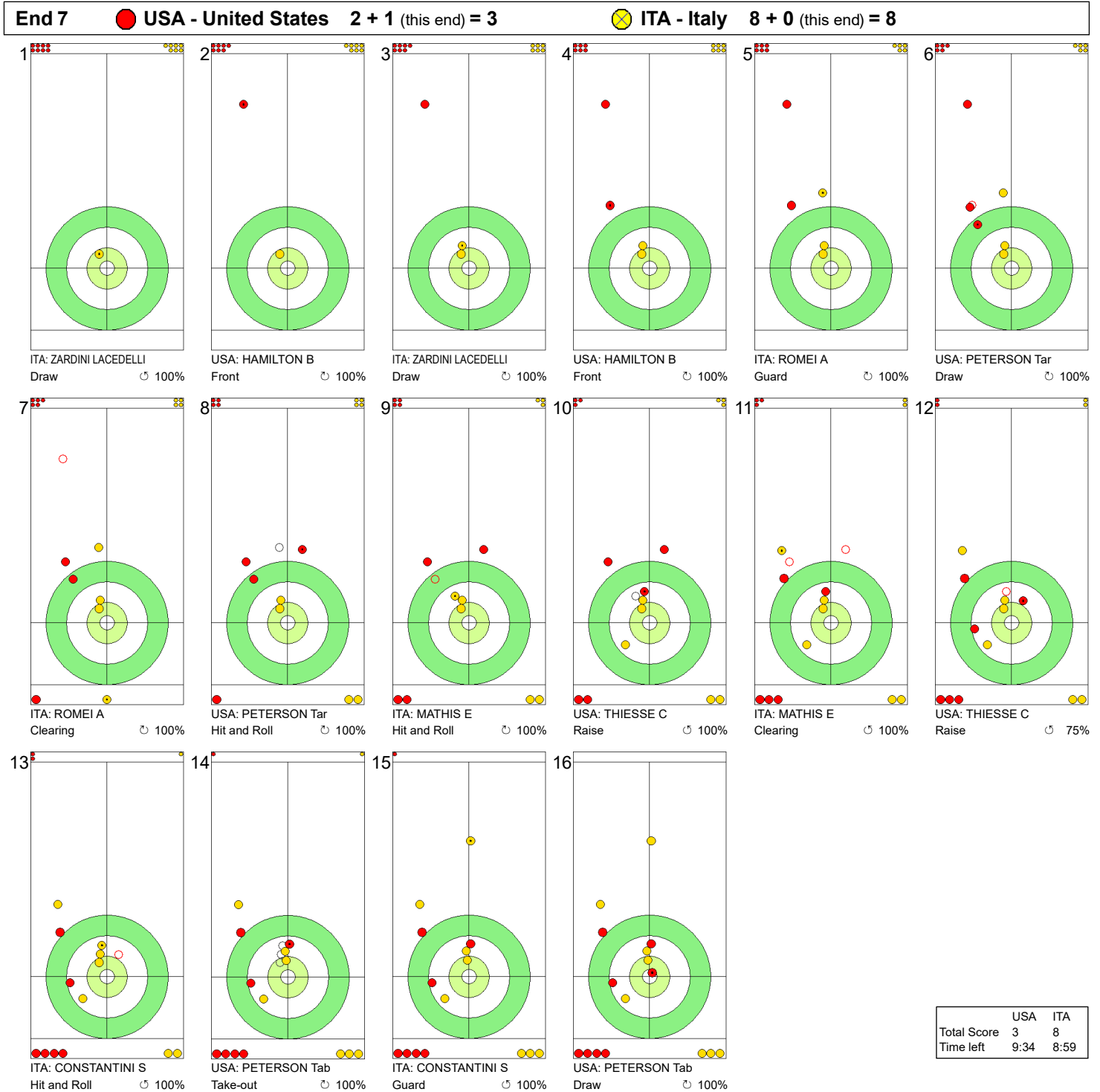
Legend:
 ↻ Clockwise ↺ Counter-clockwise - Not considered

MON 18 MAR 2024
Start Time 14:00

Round Robin Session 7 - Sheet C

WORLD CURLING

Game - Shot by Shot



	USA	ITA
Total Score	3	8
Time left	9:34	8:59

Legend:
 Clockwise
 Counter-clockwise
 - Not considered

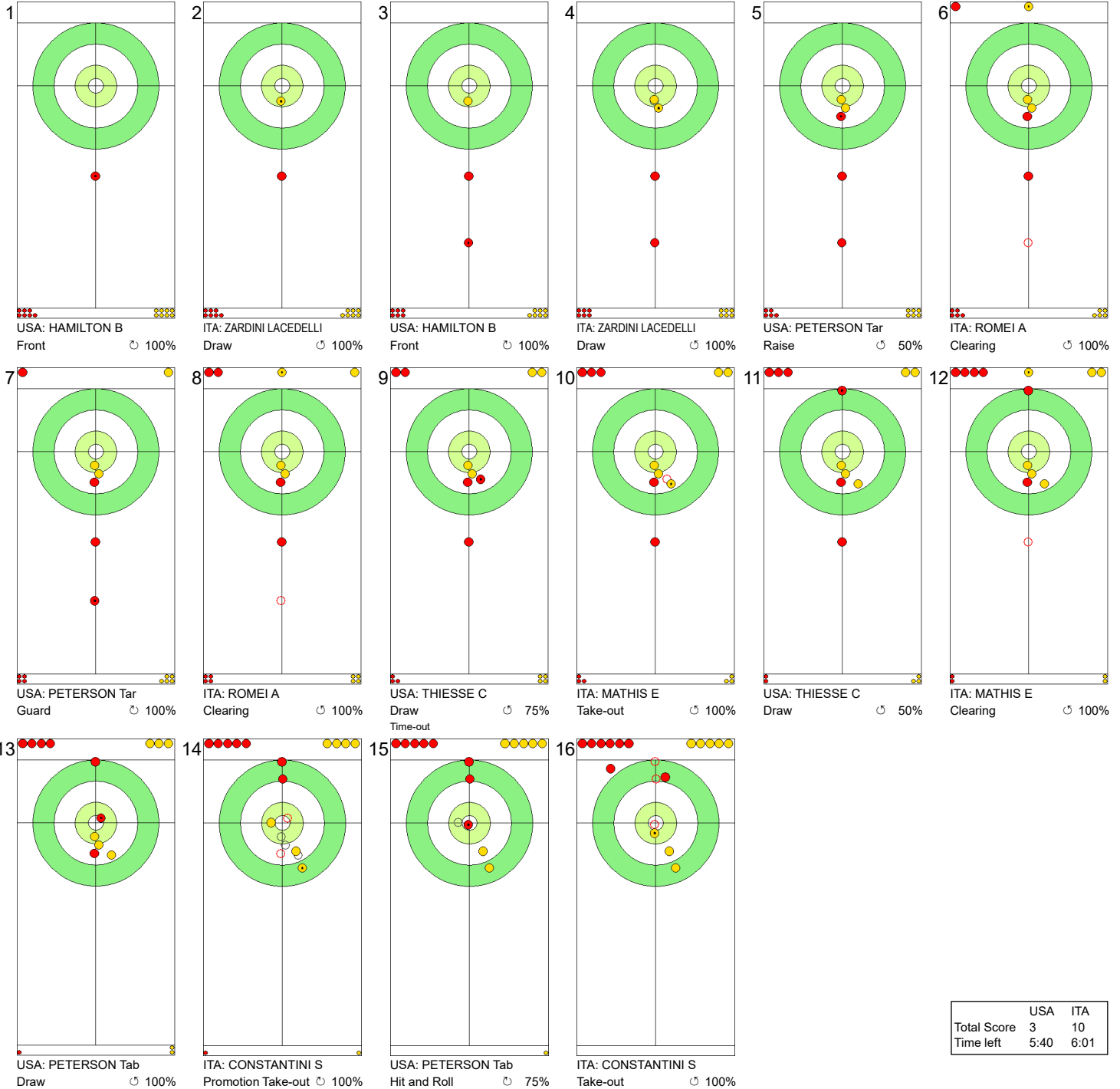
MON 18 MAR 2024
Start Time 14:00

Round Robin Session 7 - Sheet C

WORLD CURLING

Game - Shot by Shot

End 8 ● **USA - United States 3 + 0 (this end) = 3** ● **ITA - Italy 8 + 2 (this end) = 10**



	USA	ITA
Total Score	3	10
Time left	5:40	6:01

Legend:
 ↻ Clockwise ↺ Counter-clockwise - Not considered

MON 18 MAR 2024
Start Time 14:00

Round Robin Session 7 - Sheet D

Game Results

Sheet	Team	LSFE	1	2	3	4	5	6	7	8	9	10	Extra Ends	Total
D	JPN - Japan		0	0	0	2	0	0	2	0	0	X		4
	KOR - Korea	*	0	4	1	0	1	1	0	1	1	X		9

JPN - Japan		Shot Success	Game	All
4 S	UENO Miyu	64%	62%	
3 V	KANAI Asuka	76%	75%	
2	UENO Yui	86%	91%	
1	RYOKAWA Mone	99%	99%	
A	NISHIMURO Junko	-	74%	
Team Total		81%	77%	

KOR - Korea		Shot Success	Game	All
4 S	GIM Eunji	88%	72%	
3 V	KIM Minji	83%	82%	
2	KIM Suji	90%	82%	
1	SEOL Yeeun	94%	87%	
A	SEOL Yeji	-	88%	
Team Total		89%	81%	

Last Stone Draw		Distance
↻	UENO Miyu	64.1cm
↺	RYOKAWA Mone	153.2cm
Total		217.3cm

Last Stone Draw		Distance
↻	SEOL Yeeun	40.1cm
↺	KIM Suji	18.2cm
Total		58.3cm

Time remaining: 5 minutes 20 seconds

Time remaining: 8 minutes 38 seconds

Time-out: End 8 - KOR stone 7

Shot Success Analysis

JPN - Japan		↻	↺	Game
4	UENO Miyu	Draws 5 80%	6 46%	11 61%
		Take-outs 6 63%	1 100%	7 68%
		Total 11 70%	7 54%	18 64%
3	KANAI Asuka	Draws 5 70%	6 88%	11 80%
		Take-outs 4 63%	3 83%	7 71%
		Total 9 67%	9 86%	18 76%
2	UENO Yui	Draws 6 92%	7 75%	13 83%
		Take-outs 1 100%	4 94%	5 95%
		Total 7 93%	11 82%	18 86%
1	RYOKAWA Mone	Draws 8 97%	9 100%	17 99%
		Take-outs 0 -	1 100%	1 100%
		Total 8 97%	10 100%	18 99%
A	NISHIMURO Junko	Draws 0 -	0 -	0 -
		Take-outs 0 -	0 -	0 -
		Total 0 -	0 -	0 -
Team		Draws 24 86%	28 79%	52 83%
		Take-outs 11 66%	9 92%	20 78%
		Total 35 80%	37 82%	72 81%

KOR - Korea		↻	↺	Game
4	GIM Eunji	Draws 1 100%	3 100%	4 100%
		Take-outs 9 78%	4 100%	13 85%
		Total 10 80%	7 100%	17 88%
3	KIM Minji	Draws 1 0%	0 -	1 0%
		Take-outs 9 81%	8 97%	17 88%
		Total 10 73%	8 97%	18 83%
2	KIM Suji	Draws 2 100%	3 100%	5 100%
		Take-outs 6 75%	7 96%	13 87%
		Total 8 81%	10 98%	18 90%
1	SEOL Yeeun	Draws 2 75%	14 96%	16 94%
		Take-outs 0 -	2 100%	2 100%
		Total 2 75%	16 97%	18 94%
A	SEOL Yeji	Draws 0 -	0 -	0 -
		Take-outs 0 -	0 -	0 -
		Total 0 -	0 -	0 -
Team		Draws 6 75%	20 98%	26 92%
		Take-outs 24 78%	21 98%	45 87%
		Total 30 78%	41 98%	71 89%

Note:
Position and function for each team member:
4 = Fourth, 3 = Third, 2 = Second, 1 = Lead, A = Alternate, S = Skip, V = Vice-Skip

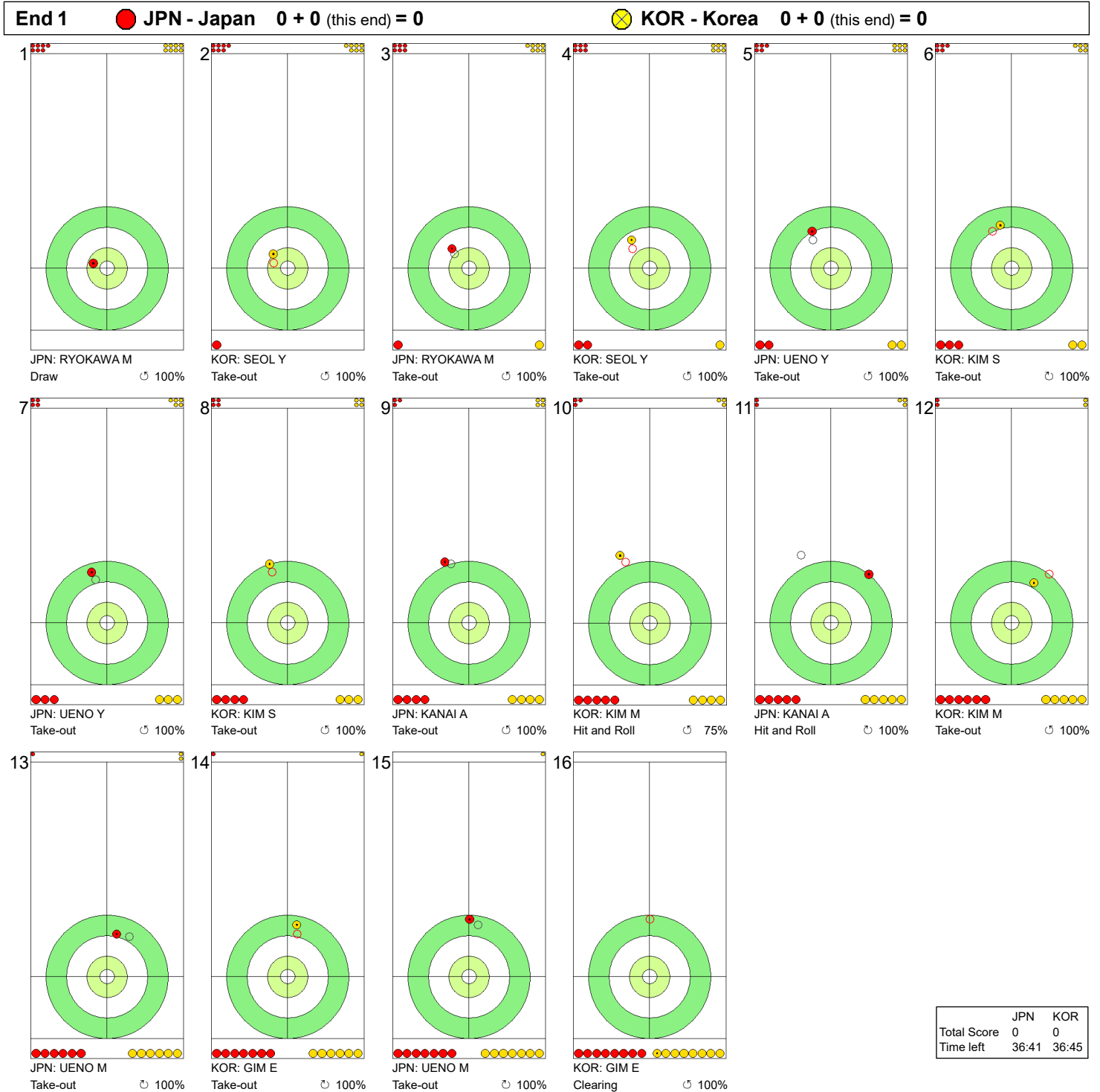
Legend:
↻ Clockwise ↺ Counter-clockwise LSFE(*) Last Stone First End
X Unplayed/unfinished end due to concession

MON 18 MAR 2024
Start Time 14:00

Round Robin Session 7 - Sheet D

WORLD CURLING

Game - Shot by Shot



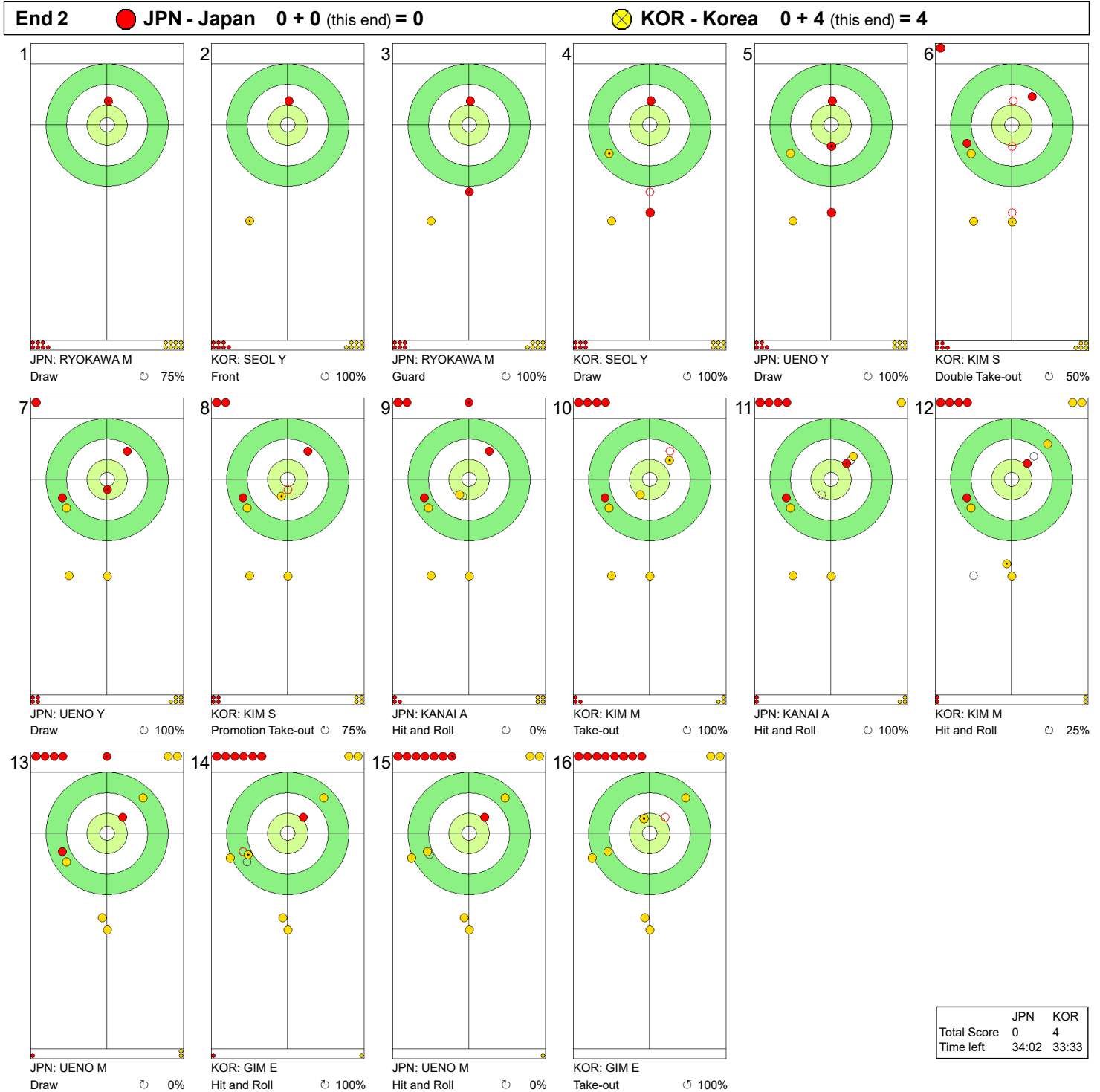
Legend:
 ↻ Clockwise ↺ Counter-clockwise - Not considered

MON 18 MAR 2024
Start Time 14:00

Round Robin Session 7 - Sheet D

WORLD
CURLING

Game - Shot by Shot



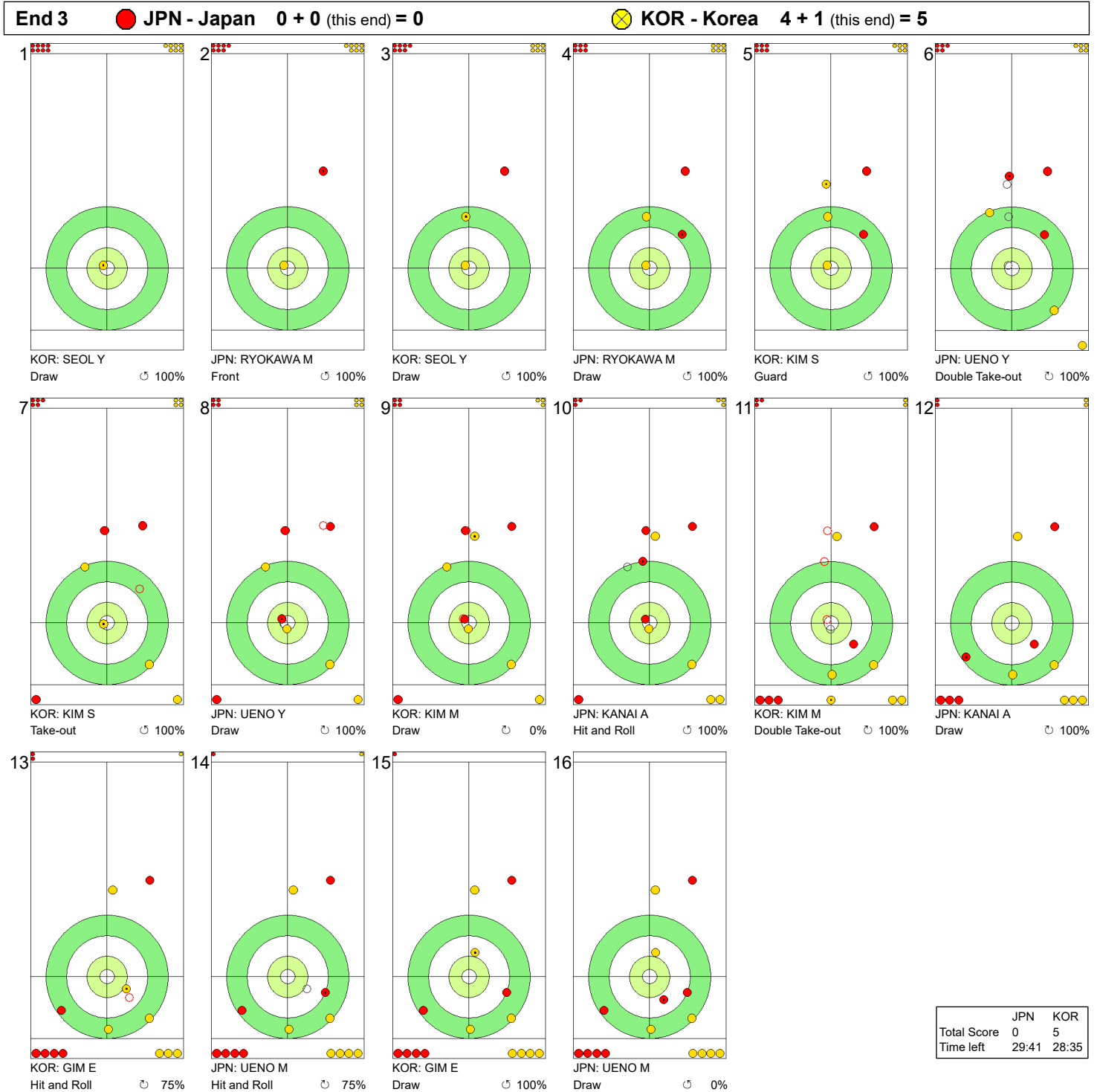
Legend:
 ↻ Clockwise ↺ Counter-clockwise - Not considered

MON 18 MAR 2024
Start Time 14:00

Round Robin Session 7 - Sheet D

WORLD CURLING

Game - Shot by Shot



Legend:
 ↻ Clockwise ↺ Counter-clockwise - Not considered

MON 18 MAR 2024
Start Time 14:00

Round Robin Session 7 - Sheet D

WORLD CURLING

Game - Shot by Shot

End 4 ● **JPN - Japan** 0 + 2 (this end) = 2 ● **KOR - Korea** 5 + 0 (this end) = 5



	JPN	KOR
Total Score	2	5
Time left	24:29	25:18

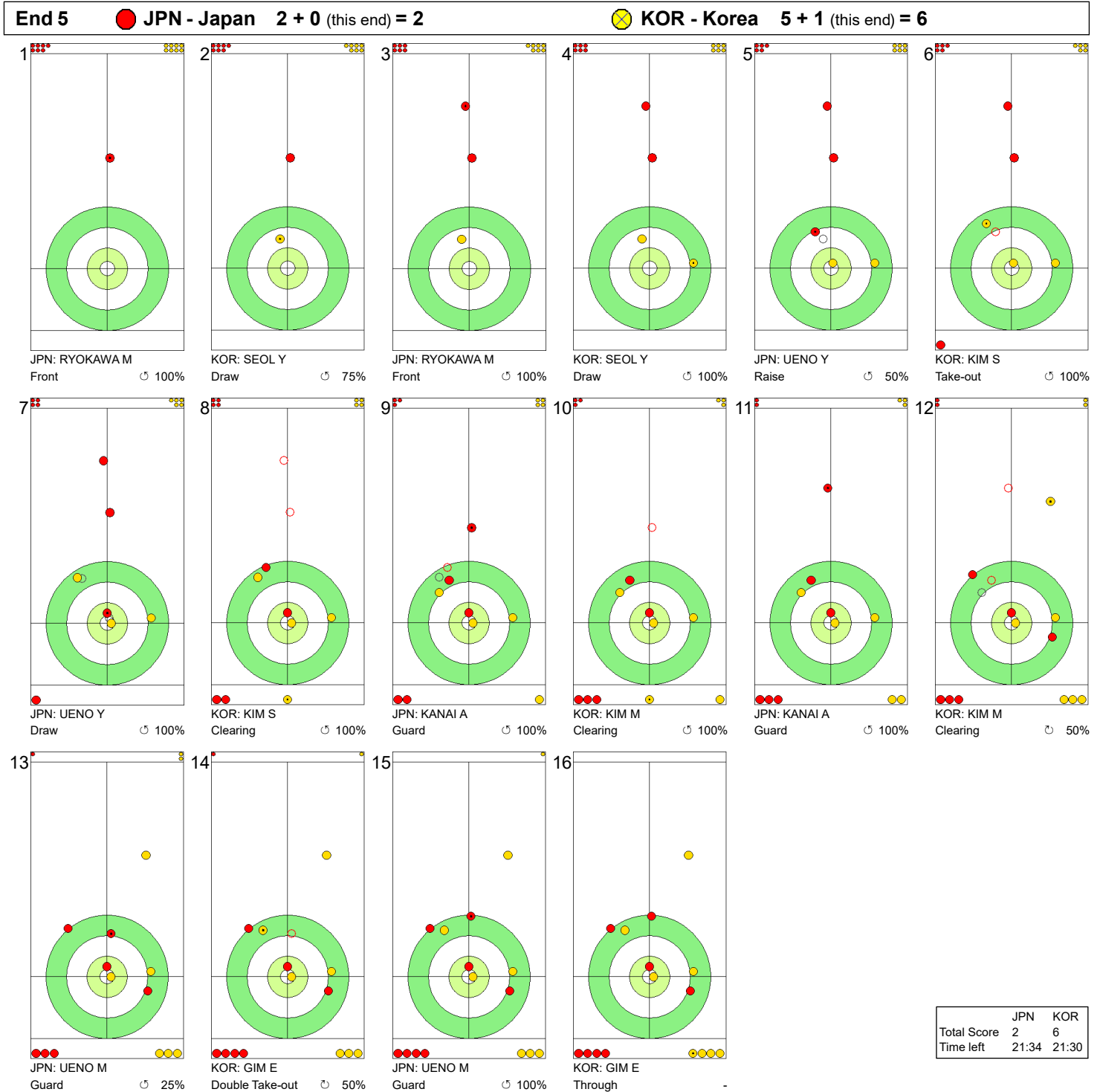
Legend:
 ↻ Clockwise ↺ Counter-clockwise - Not considered

MON 18 MAR 2024
Start Time 14:00

Round Robin Session 7 - Sheet D

WORLD CURLING

Game - Shot by Shot



Legend:
 ↻ Clockwise ↺ Counter-clockwise - Not considered

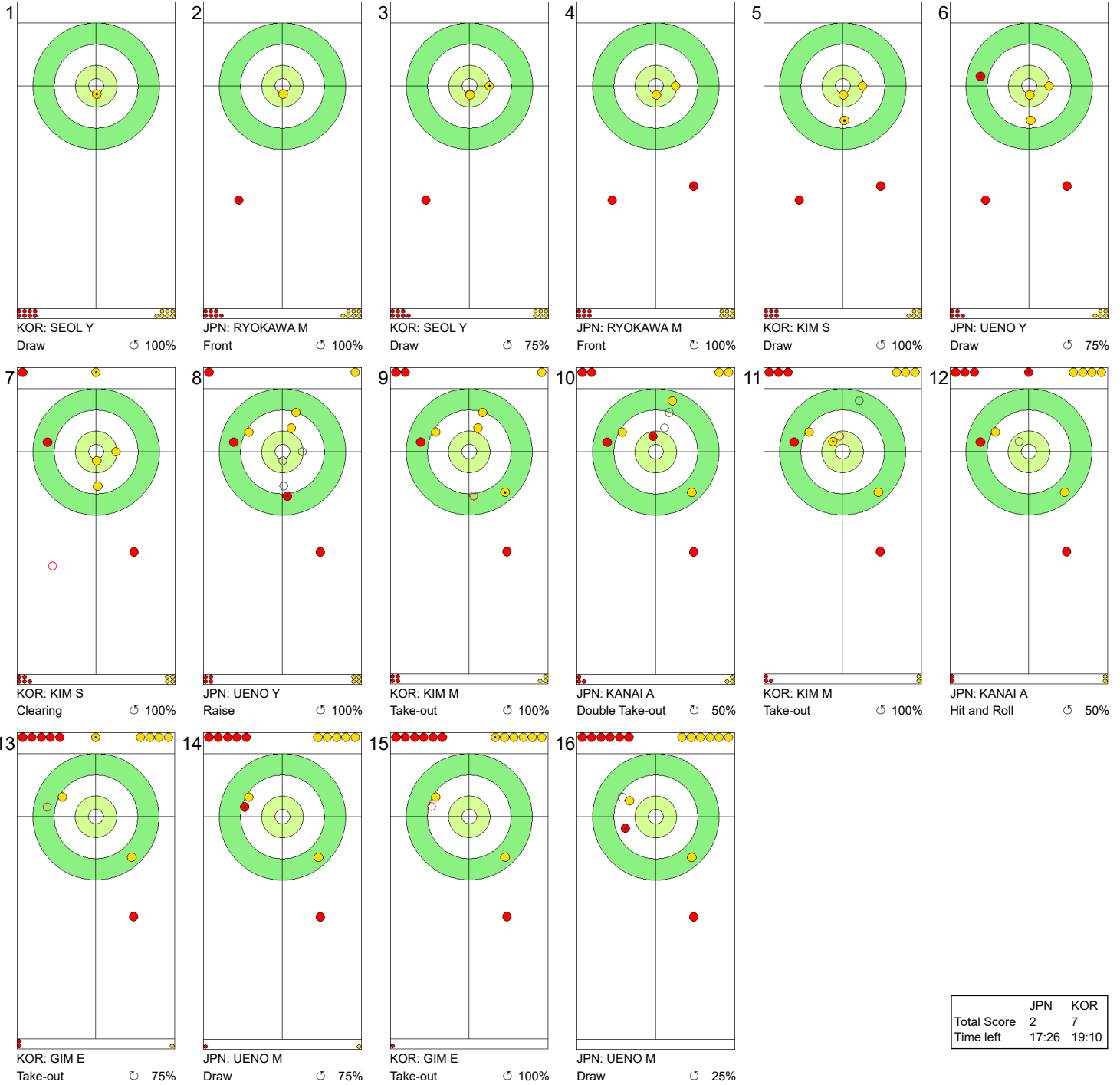
MON 18 MAR 2024
Start Time 14:00

Round Robin Session 7 - Sheet D

WORLD CURLING

Game - Shot by Shot

End 6 ● **JPN - Japan 2 + 0 (this end) = 2** ● **KOR - Korea 6 + 1 (this end) = 7**



	JPN	KOR
Total Score	2	7
Time left	17:26	19:10

Legend:
 ↻ Clockwise ↺ Counter-clockwise - Not considered

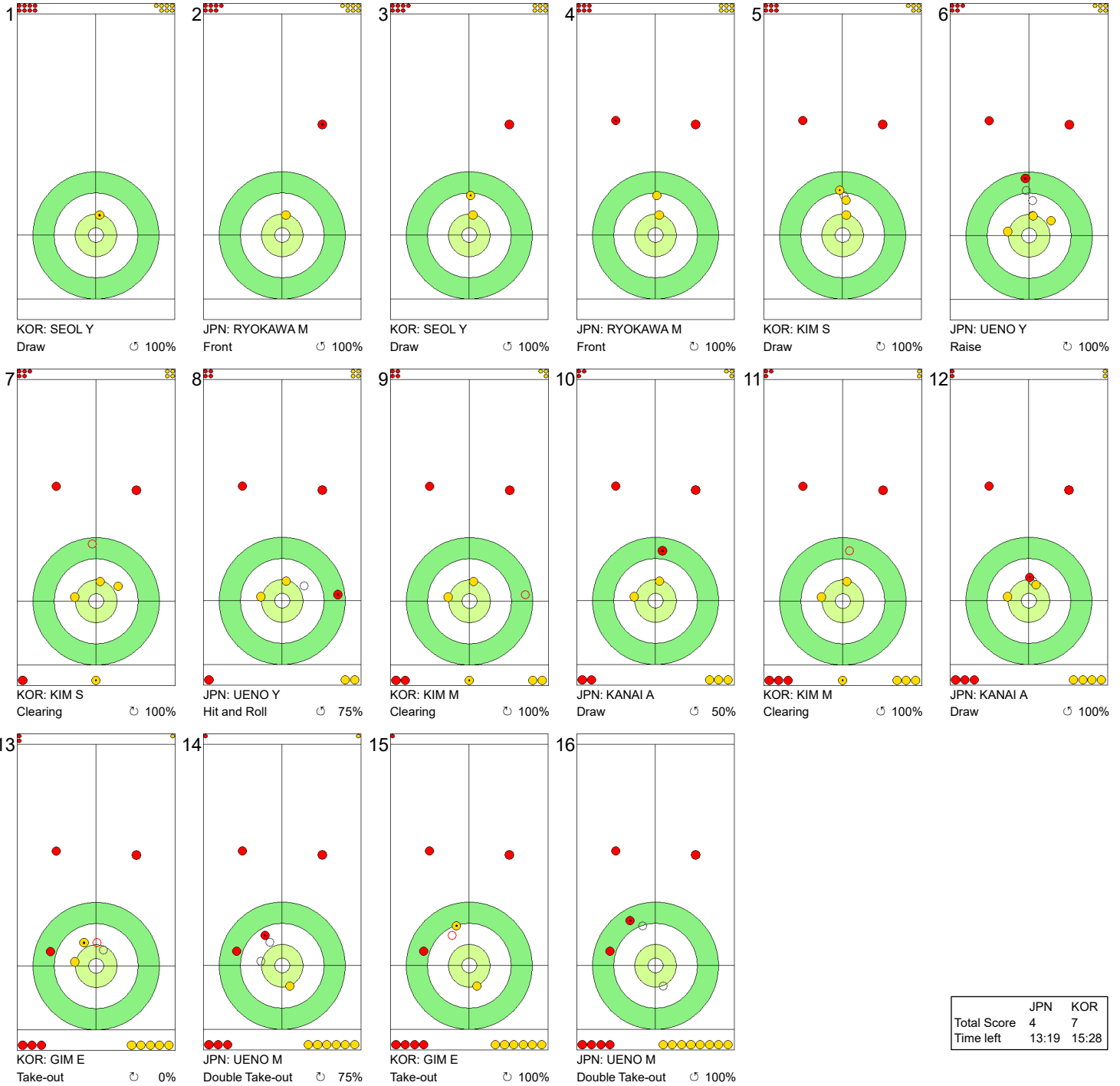
MON 18 MAR 2024
Start Time 14:00

Round Robin Session 7 - Sheet D

WORLD CURLING

Game - Shot by Shot

End 7 ● **JPN - Japan** 2 + 2 (this end) = 4 ● **KOR - Korea** 7 + 0 (this end) = 7



	JPN	KOR
Total Score	4	7
Time left	13:19	15:28

Legend:
 ↻ Clockwise ↺ Counter-clockwise - Not considered

MON 18 MAR 2024
Start Time 14:00

Round Robin Session 7 - Sheet D

WORLD CURLING

Game - Shot by Shot

End 8 ● **JPN - Japan 4 + 0 (this end) = 4** ● **KOR - Korea 7 + 1 (this end) = 8**



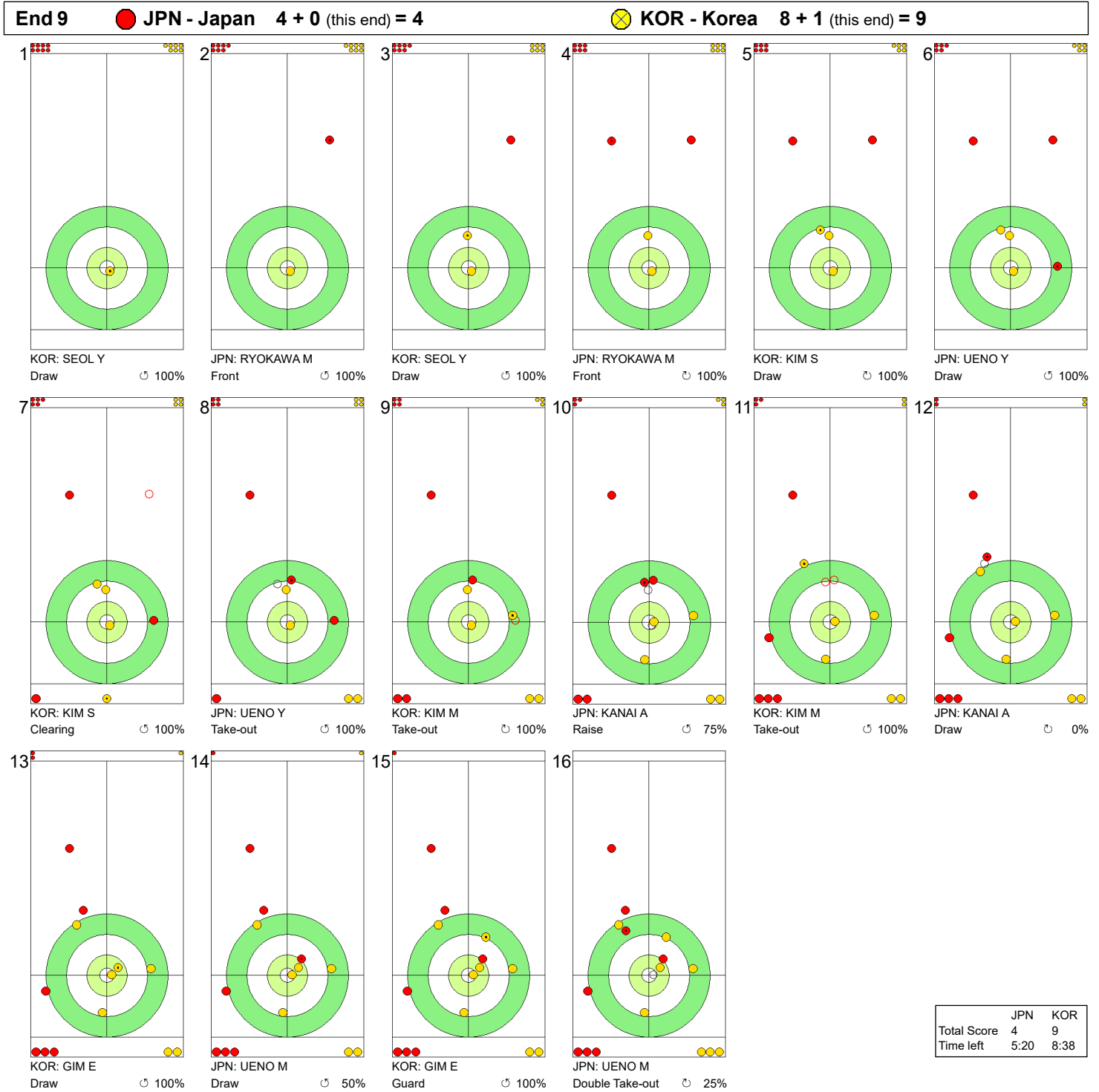
	JPN	KOR
Total Score	4	8
Time left	9:50	13:15

Legend:
 ↻ Clockwise ↺ Counter-clockwise - Not considered

MON 18 MAR 2024
Start Time 14:00

Round Robin Session 7 - Sheet D

Game - Shot by Shot



Legend:
 ↻ Clockwise ↺ Counter-clockwise - Not considered

MON 18 MAR 2024
 Start Time 9:00

Round Robin Session 6

Session Results and Standings

Sheet	Team	LSD/LSFE	1	2	3	4	5	6	7	8	9	10	Extra Ends	Total
A	TUR - Türkiye	222.2cm	0	3	0	2	0	0	1	0	1	0		7
	SUI - Switzerland	25.3cm *	1	0	1	0	2	2	0	1	0	1		8
B	NZL - New Zealand	186.4cm *	0	0	0	1	0	1	X	X	X	X		2
	SWE - Sweden	231.7cm	2	2	2	0	2	0	X	X	X	X		8
C	DEN - Denmark	231.9cm	0	1	0	3	2	0	3	X	X	X		9
	SCO - Scotland	192.7cm *	0	0	1	0	0	1	0	X	X	X		2

Current Standings

Rank	Team	Games	Wins	Losses
1	SUI - Switzerland	4	4	0
2	CAN - Canada	3	3	0
2	ITA - Italy	3	3	0
4	DEN - Denmark	4	3	1
5	KOR - Korea	3	2	1
6	USA - United States	4	2	2
7	JPN - Japan	3	1	2
7	NOR - Norway	3	1	2
9	NZL - New Zealand	4	1	3
9	SCO - Scotland	4	1	3
9	SWE - Sweden	4	1	3
9	TUR - Türkiye	4	1	3
13	EST - Estonia	3	0	3

Attendance

Session: 1'489 Total: 10'391

Note:
 Under WCF rules, tie-breaking rules for standings are not applied until after the last game of the round robin.

Legend:
LSD Last Stone Draw **LSFE(*)** Last Stone First End **X** Unplayed/unfinished end due to concession

MON 18 MAR 2024
Start Time 9:00

Round Robin Session 6 - Sheet A

WORLD
CURLING

Game Results

Sheet	Team	LSFE	1	2	3	4	5	6	7	8	9	10	Extra Ends	Total
A	TUR - Türkiye		0	3	0	2	0	0	1	0	1	0		7
	SUI - Switzerland	*	1	0	1	0	2	2	0	1	0	1		8

TUR - Türkiye		Shot Success	Game	All
4 S	YILDIZ Dilsat	78%	74%	
3 V	POLAT Oznur	90%	77%	
2	CALIKUSU Ifayet Safak	84%	75%	
1	SENGUL Berfin	75%	80%	
A	KARAMAN Iclal	-	-	
Team Total		82%	76%	

SUI - Switzerland		Shot Success	Game	All
4 V	PAETZ Alina	86%	83%	
3 S	TIRINZONI Silvana	93%	90%	
2	WITSCHONKE Selina	88%	82%	
1	HOWALD Carole	93%	92%	
A	BERSET Stefanie	-	75%	
Team Total		90%	87%	

Last Stone Draw		Distance
⌚	YILDIZ Dilsat	50.9cm
⌚	CALIKUSU Ifayet Safak	171.3cm
Total		222.2cm

Last Stone Draw		Distance
⌚	PAETZ Alina	7.9cm
⌚	TIRINZONI Silvana	17.4cm
Total		25.3cm

Time remaining: 1 minute 7 seconds

Time-out: End 5 - TUR stone 6

Time remaining: 1 minute 18 seconds

Time-out: End 8 - SUI stone 6

Shot Success Analysis

TUR - Türkiye		⌚	⌚	Game
4 YILDIZ Dilsat	Draws	8 78%	2 88%	10 80%
	Take-outs	4 88%	6 67%	10 75%
	Total	12 81%	8 72%	20 78%
3 POLAT Oznur	Draws	4 75%	4 94%	8 84%
	Take-outs	8 91%	4 100%	12 94%
	Total	12 85%	8 97%	20 90%
2 CALIKUSU Ifayet Safak	Draws	6 92%	2 88%	8 91%
	Take-outs	4 88%	8 75%	12 79%
	Total	10 90%	10 78%	20 84%
1 SENGUL Berfin	Draws	13 81%	5 70%	18 78%
	Take-outs	1 0%	1 100%	2 50%
	Total	14 75%	6 75%	20 75%
A KARAMAN Iclal	Draws	0 -	0 -	0 -
	Take-outs	0 -	0 -	0 -
	Total	0 -	0 -	0 -
Team	Draws	31 81%	13 83%	44 82%
	Take-outs	17 84%	19 79%	36 81%
	Total	48 82%	32 80%	80 82%

SUI - Switzerland		⌚	⌚	Game
4 PAETZ Alina	Draws	5 100%	5 100%	10 100%
	Take-outs	3 100%	7 61%	10 73%
	Total	8 100%	12 77%	20 86%
3 TIRINZONI Silvana	Draws	5 100%	4 88%	9 94%
	Take-outs	8 91%	3 92%	11 91%
	Total	13 94%	7 89%	20 93%
2 WITSCHONKE Selina	Draws	5 80%	6 88%	11 84%
	Take-outs	3 92%	6 92%	9 92%
	Total	8 84%	12 90%	20 88%
1 HOWALD Carole	Draws	7 96%	11 89%	18 92%
	Take-outs	2 100%	0 -	2 100%
	Total	9 97%	11 89%	20 93%
A BERSET Stefanie	Draws	0 -	0 -	0 -
	Take-outs	0 -	0 -	0 -
	Total	0 -	0 -	0 -
Team	Draws	22 94%	26 90%	48 92%
	Take-outs	16 94%	16 78%	32 86%
	Total	38 94%	42 86%	80 90%

Note:
Position and function for each team member:
4 = Fourth, 3 = Third, 2 = Second, 1 = Lead, A = Alternate, S = Skip, V = Vice-Skip

Legend:
⌚ Clockwise ⌚ Counter-clockwise LSFE(*) Last Stone First End

MON 18 MAR 2024
Start Time 9:00

Round Robin Session 6 - Sheet A

WORLD CURLING

Game - Shot by Shot

End 1 **TUR - Türkiye** 0 + 0 (this end) = 0 **SUI - Switzerland** 0 + 1 (this end) = 1



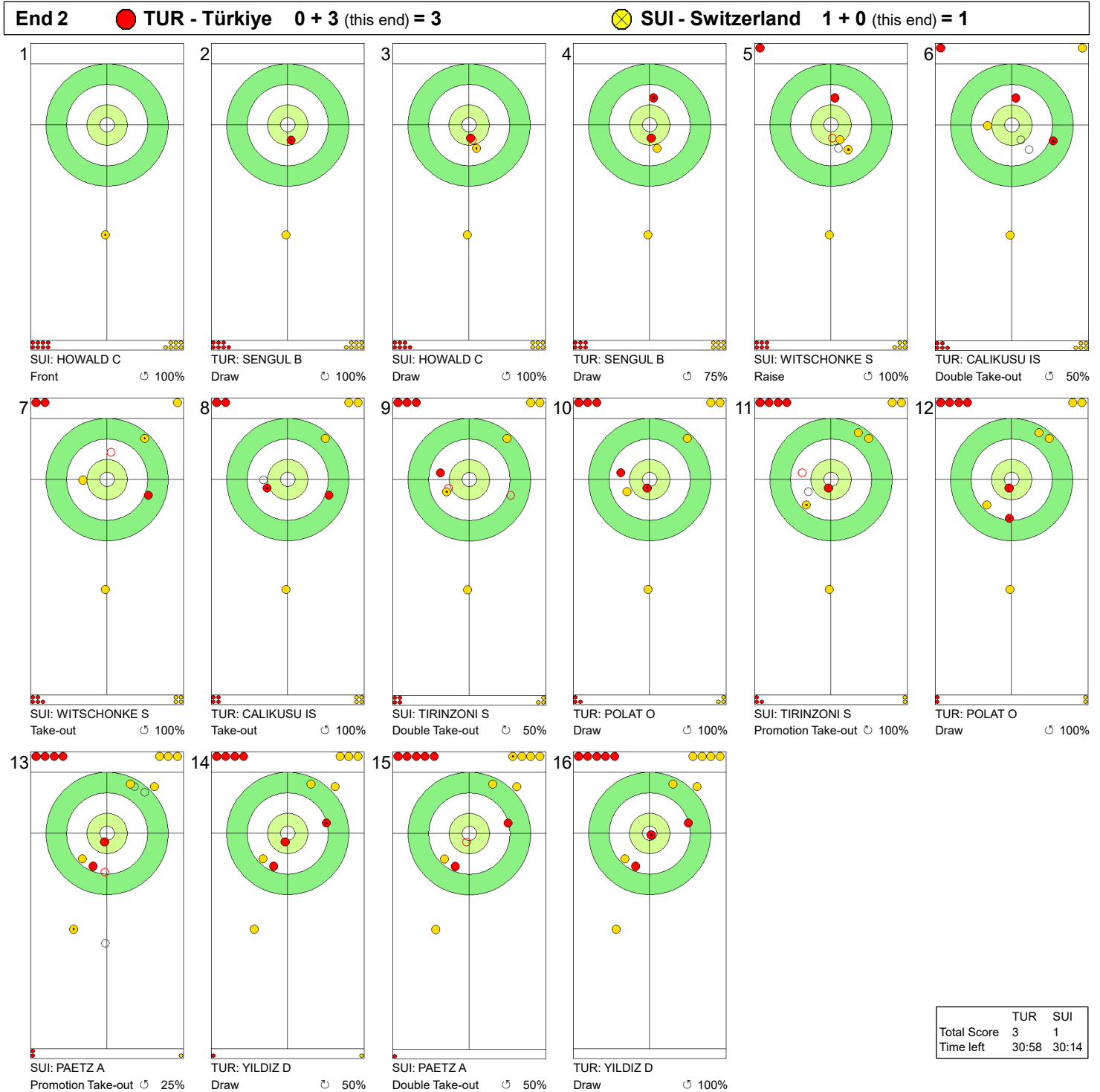
	TUR	SUI
Total Score	0	1
Time left	34:39	34:20

Legend:
 Clockwise Counter-clockwise - Not considered

MON 18 MAR 2024
Start Time 9:00

Round Robin Session 6 - Sheet A

Game - Shot by Shot



Legend:
 ↻ Clockwise ↺ Counter-clockwise - Not considered

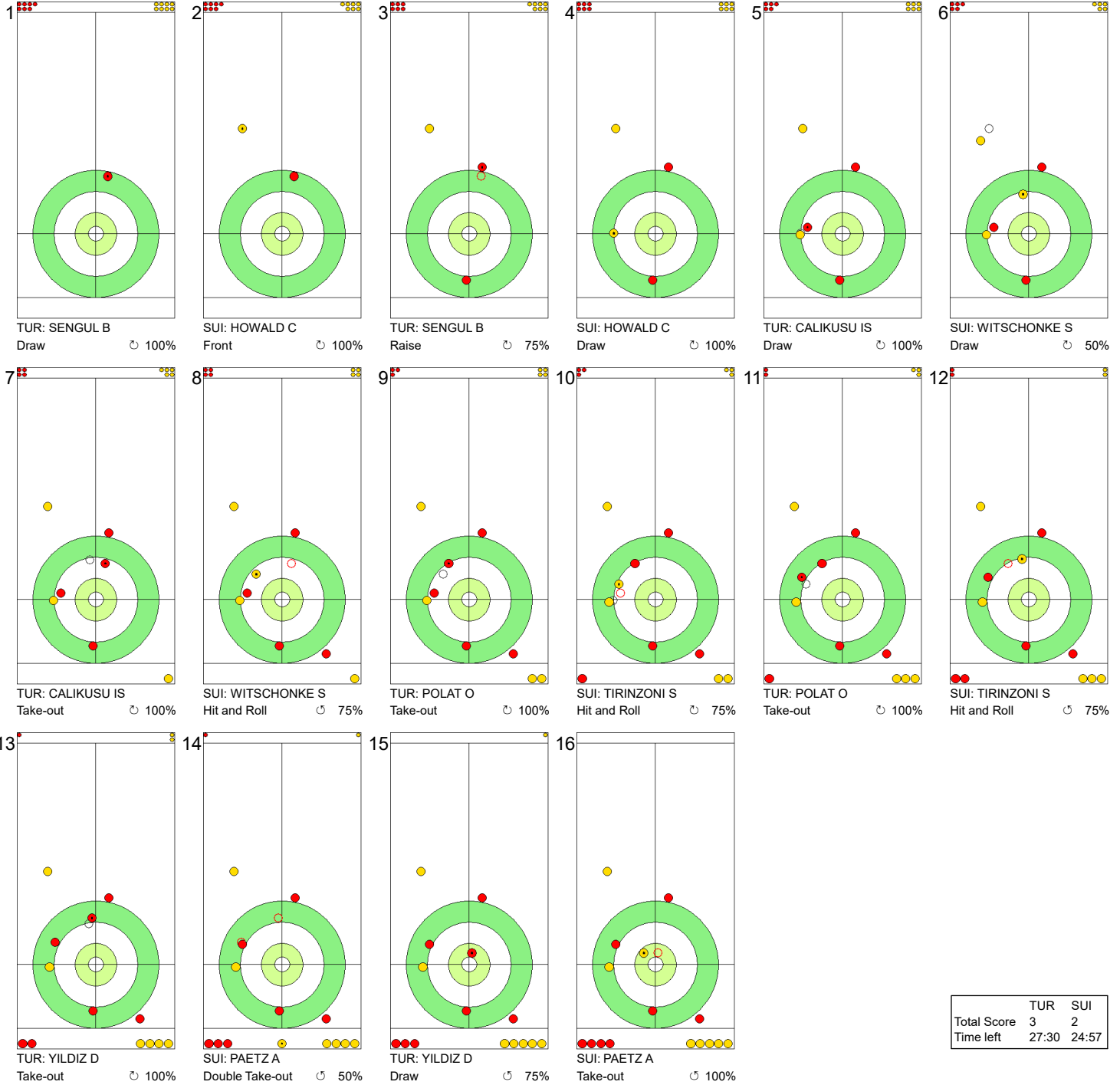
MON 18 MAR 2024
Start Time 9:00

Round Robin Session 6 - Sheet A

WORLD CURLING

Game - Shot by Shot

End 3 **TUR - Türkiye** 3 + 0 (this end) = 3 **SUI - Switzerland** 1 + 1 (this end) = 2



	TUR	SUI
Total Score	3	2
Time left	27:30	24:57

Legend:
 Clockwise Counter-clockwise - Not considered

MON 18 MAR 2024
Start Time 9:00

Round Robin Session 6 - Sheet A

WORLD CURLING

Game - Shot by Shot

End 4 ● **TUR - Türkiye** 3 + 2 (this end) = 5 ● **SUI - Switzerland** 2 + 0 (this end) = 2



	TUR	SUI
Total Score	5	2
Time left	24:41	20:58

Legend:
 ↻ Clockwise ↺ Counter-clockwise - Not considered

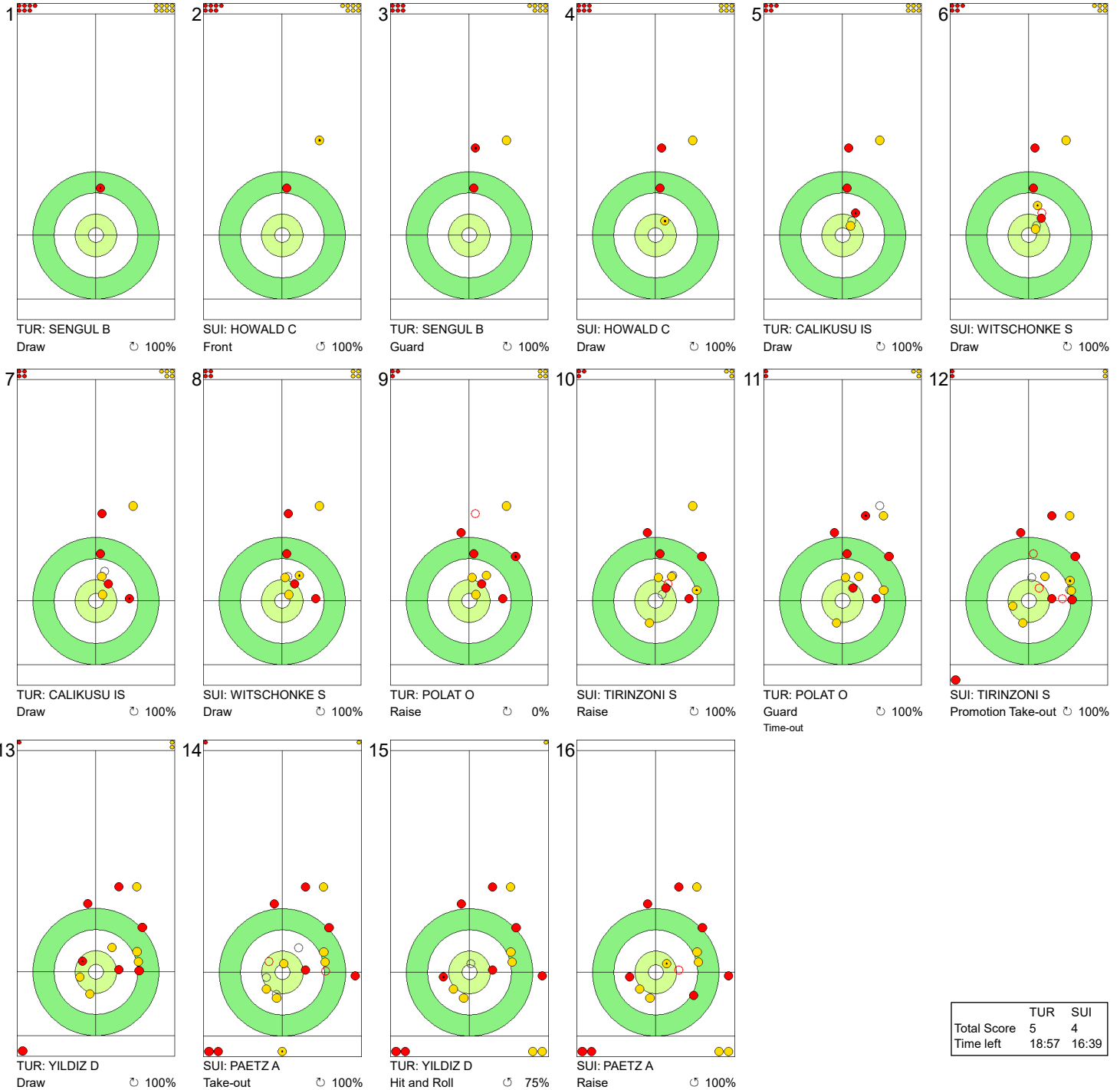
MON 18 MAR 2024
Start Time 9:00

Round Robin Session 6 - Sheet A

WORLD CURLING

Game - Shot by Shot

End 5 ● **TUR - Türkiye** 5 + 0 (this end) = 5 ● **SUI - Switzerland** 2 + 2 (this end) = 4



	TUR	SUI
Total Score	5	4
Time left	18:57	16:39

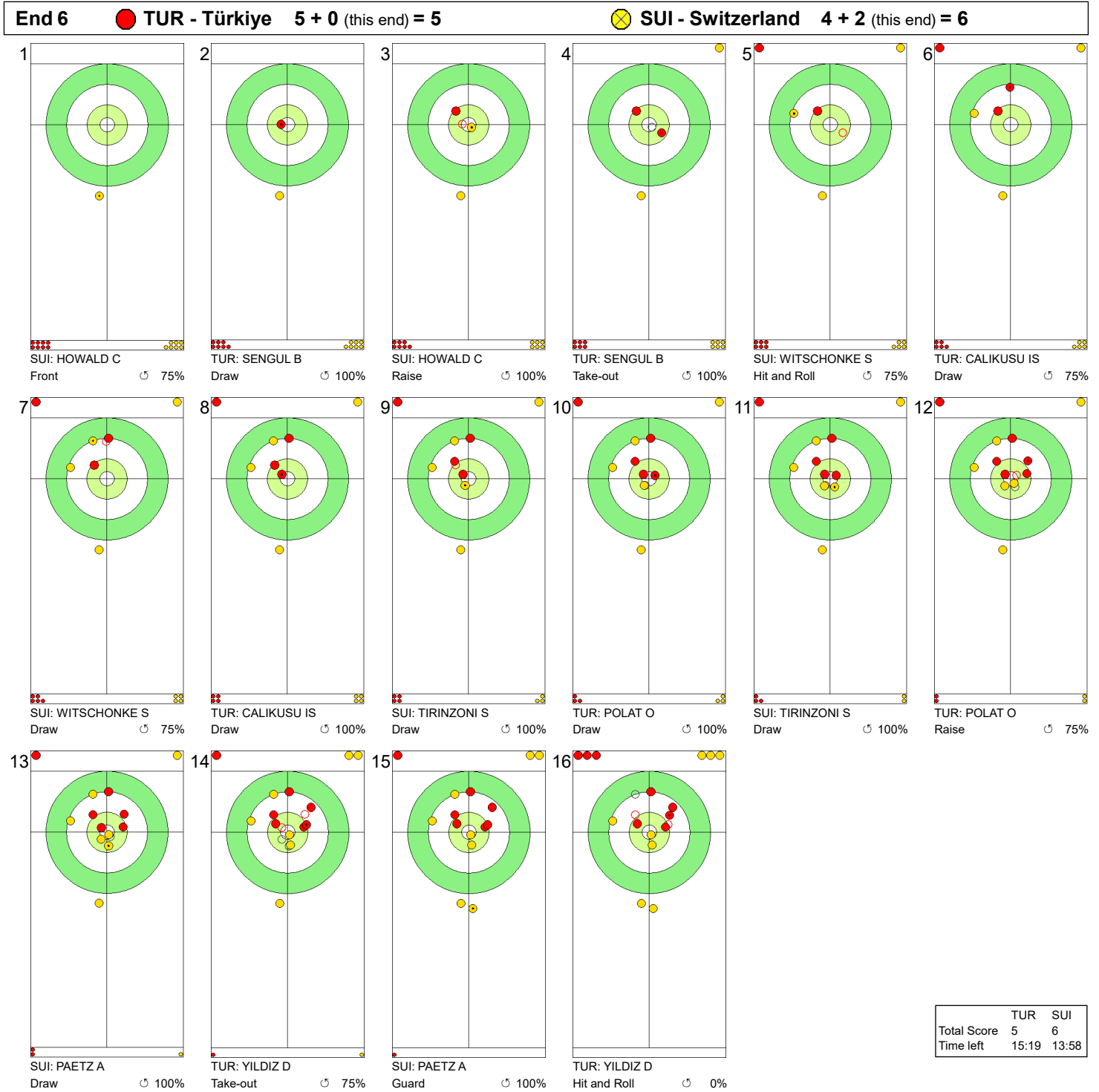
Legend:
 ↻ Clockwise ↺ Counter-clockwise - Not considered

MON 18 MAR 2024
Start Time 9:00

Round Robin Session 6 - Sheet A

WORLD CURLING

Game - Shot by Shot



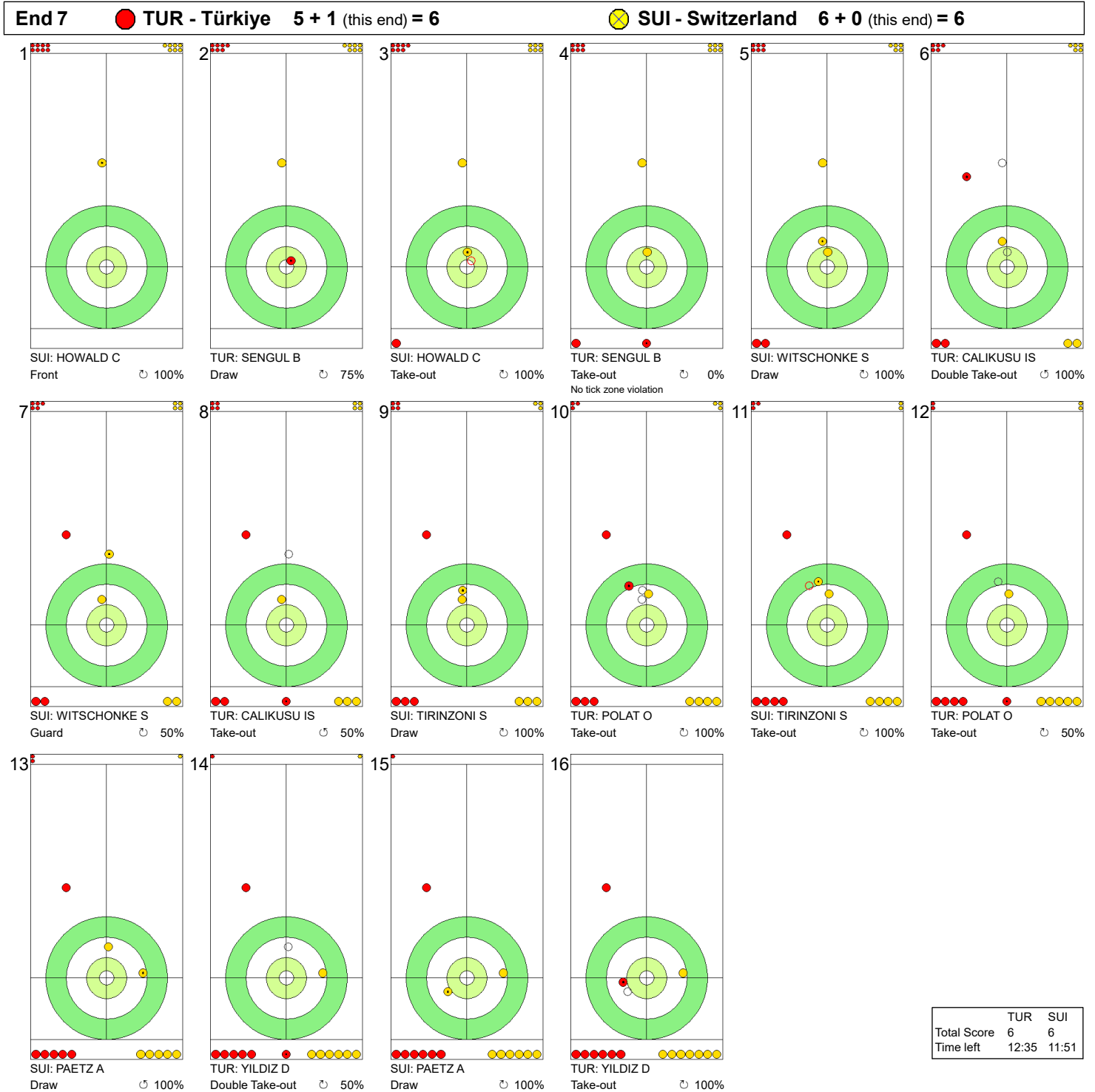
Legend:
 ↻ Clockwise ↺ Counter-clockwise - Not considered

MON 18 MAR 2024
Start Time 9:00

Round Robin Session 6 - Sheet A

WORLD CURLING

Game - Shot by Shot



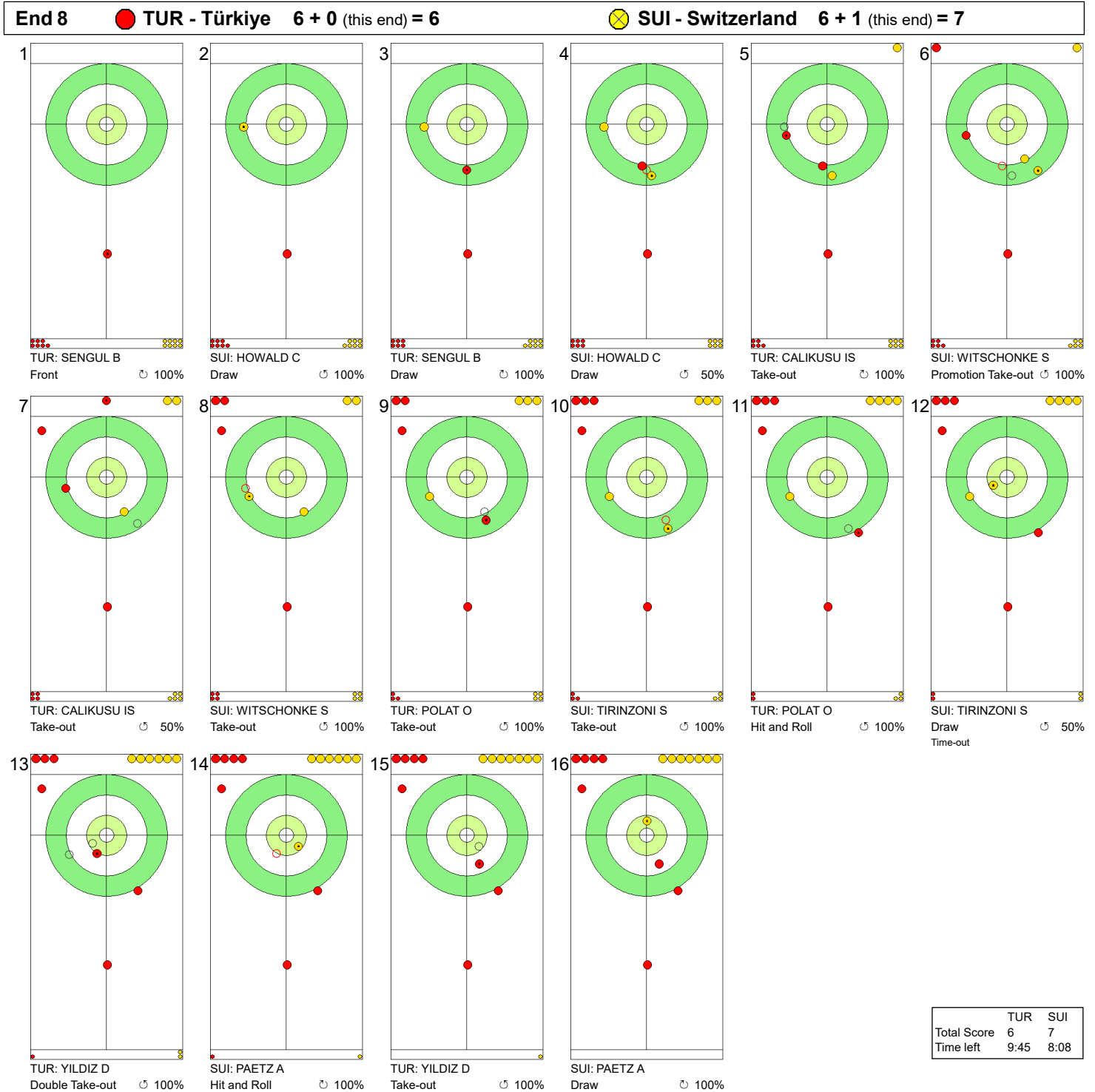
Legend:
↻ Clockwise ↻ Counter-clockwise - Not considered

MON 18 MAR 2024
Start Time 9:00

Round Robin Session 6 - Sheet A

WORLD CURLING

Game - Shot by Shot



Legend:
 Clockwise Counter-clockwise - Not considered

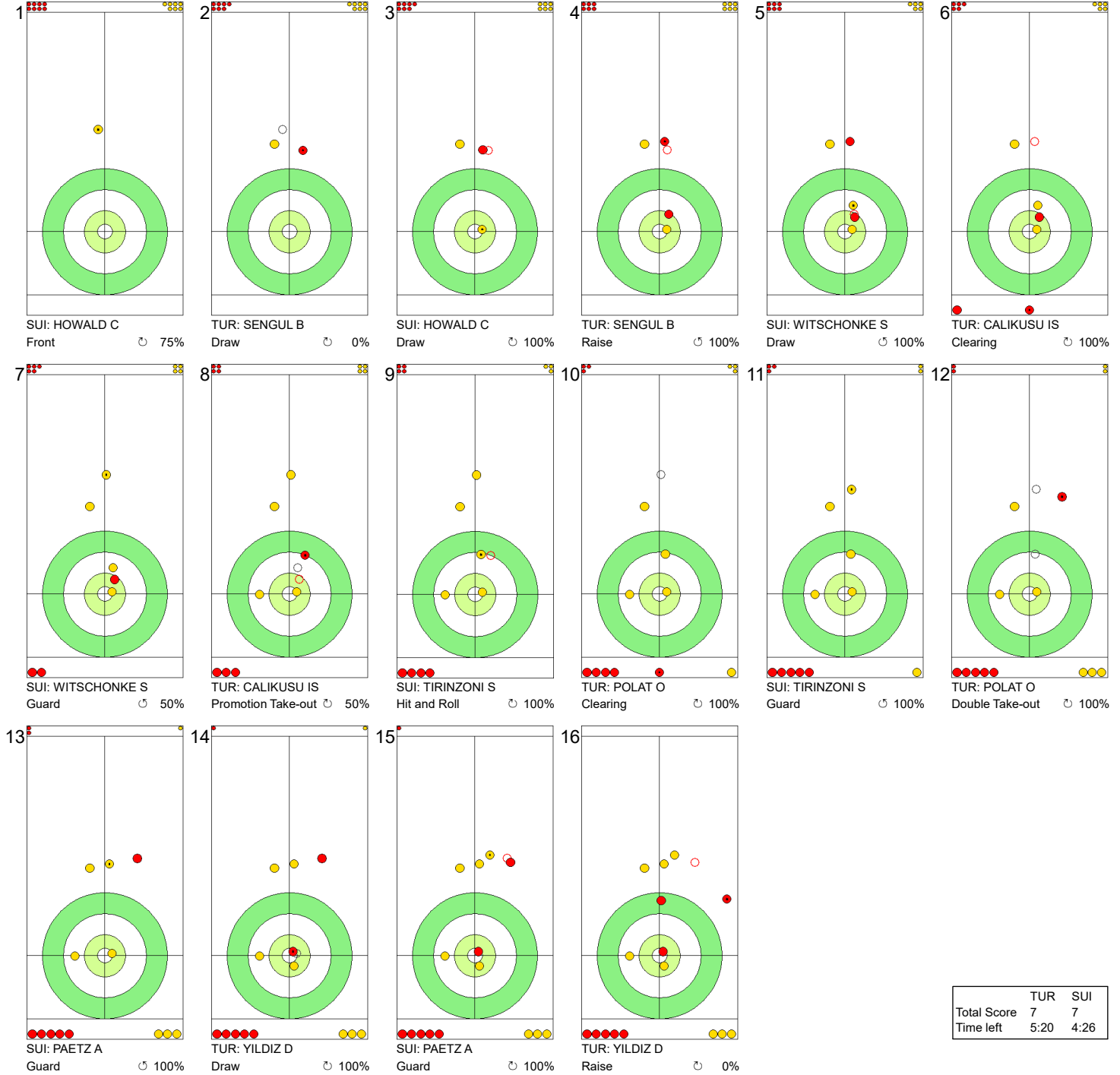
MON 18 MAR 2024
Start Time 9:00

Round Robin Session 6 - Sheet A

WORLD CURLING

Game - Shot by Shot

End 9 **TUR - Türkiye 6 + 1 (this end) = 7** **SUI - Switzerland 7 + 0 (this end) = 7**



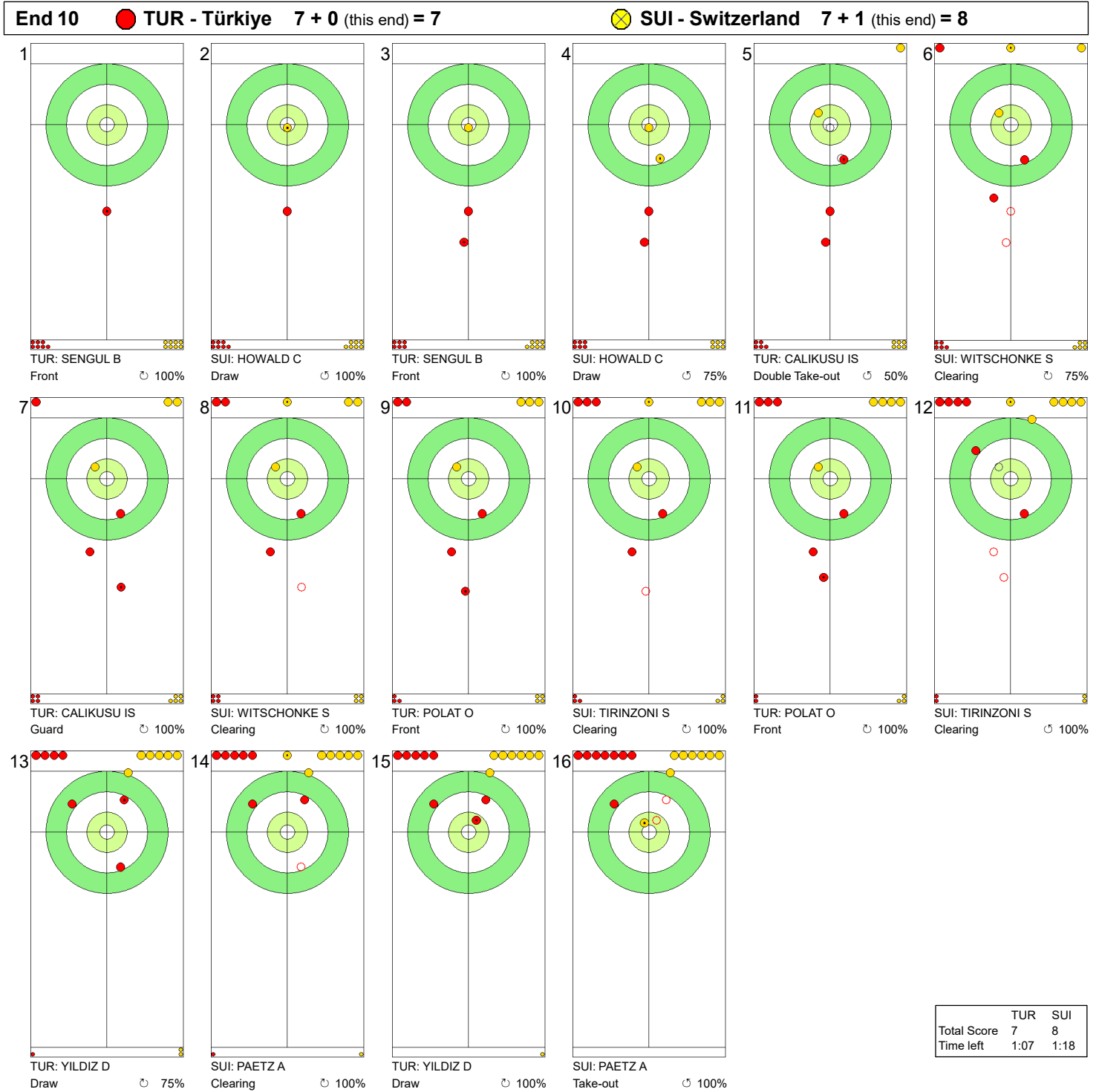
	TUR	SUI
Total Score	7	7
Time left	5:20	4:26

Legend:
 ↻ Clockwise ↺ Counter-clockwise - Not considered

MON 18 MAR 2024
Start Time 9:00

Round Robin Session 6 - Sheet A

Game - Shot by Shot



	TUR	SUI
Total Score	7	8
Time left	1:07	1:18

Legend:
 ↻ Clockwise ↺ Counter-clockwise - Not considered

MON 18 MAR 2024
Start Time 9:00

Round Robin Session 6 - Sheet B

Game Results

Sheet	Team	LSFE	1	2	3	4	5	6	7	8	9	10	Extra Ends	Total
B	NZL - New Zealand	*	0	0	0	1	0	1	X	X	X	X		2
	SWE - Sweden		2	2	2	0	2	0	X	X	X	X		8

NZL - New Zealand		Shot Success	Game	All
4 S	SMITH Jessica	40%	66%	
3	SMITH Courtney	63%	70%	
2 V	BECKER Bridget	71%	67%	
1	THOMPSON Holly	85%	79%	
A	THURLOW Natalie	-	-	
Team Total		65%	70%	

SWE - Sweden		Shot Success	Game	All
4 S	HASSELBORG Anna	88%	85%	
3 V	McMANUS Sara	83%	86%	
2	KNOCHENHAUER Agnes	71%	81%	
1	MABERGS Sofia	81%	92%	
A	HELDIN Johanna	-	-	
Team Total		81%	86%	

Last Stone Draw		Distance
↻	BECKER Bridget	154.1cm
↻	SMITH Courtney	32.3cm
Total		186.4cm

Last Stone Draw		Distance
↻	MABERGS Sofia	32.1cm
↻	KNOCHENHAUER Agnes	199.6cm
Total		231.7cm

Time remaining: 16 minutes 7 seconds

Time remaining: 12 minutes 57 seconds

Shot Success Analysis

NZL - New Zealand		↻	↻	Game	
4	SMITH Jessica	Draws	6 38%	3 50%	9 42%
		Take-outs	2 50%	1 0%	3 33%
		Total	8 41%	4 38%	12 40%
3	SMITH Courtney	Draws	2 75%	2 25%	4 50%
		Take-outs	5 50%	3 100%	8 69%
		Total	7 57%	5 70%	12 63%
2	BECKER Bridget	Draws	1 50%	8 69%	9 67%
		Take-outs	2 75%	1 100%	3 83%
		Total	3 67%	9 72%	12 71%
1	THOMPSON Holly	Draws	4 88%	8 84%	12 85%
		Take-outs	0 -	0 -	0 -
		Total	4 88%	8 84%	12 85%
A	THURLOW Natalie	Draws	0 -	0 -	0 -
		Take-outs	0 -	0 -	0 -
		Total	0 -	0 -	0 -
Team		Draws	13 60%	21 68%	34 65%
		Take-outs	9 56%	5 80%	14 64%
		Total	22 58%	26 70%	48 65%

SWE - Sweden		↻	↻	Game	
4	HASSELBORG Anna	Draws	4 88%	0 -	4 88%
		Take-outs	6 83%	2 100%	8 88%
		Total	10 85%	2 100%	12 88%
3	McMANUS Sara	Draws	2 75%	1 100%	3 83%
		Take-outs	5 70%	4 100%	9 83%
		Total	7 71%	5 100%	12 83%
2	KNOCHENHAUER Agnes	Draws	0 -	3 67%	3 67%
		Take-outs	2 50%	7 79%	9 72%
		Total	2 50%	10 75%	12 71%
1	MABERGS Sofia	Draws	3 67%	9 86%	12 81%
		Take-outs	0 -	0 -	0 -
		Total	3 67%	9 86%	12 81%
A	HELDIN Johanna	Draws	0 -	0 -	0 -
		Take-outs	0 -	0 -	0 -
		Total	0 -	0 -	0 -
Team		Draws	9 78%	13 83%	22 81%
		Take-outs	13 73%	13 88%	26 81%
		Total	22 75%	26 86%	48 81%

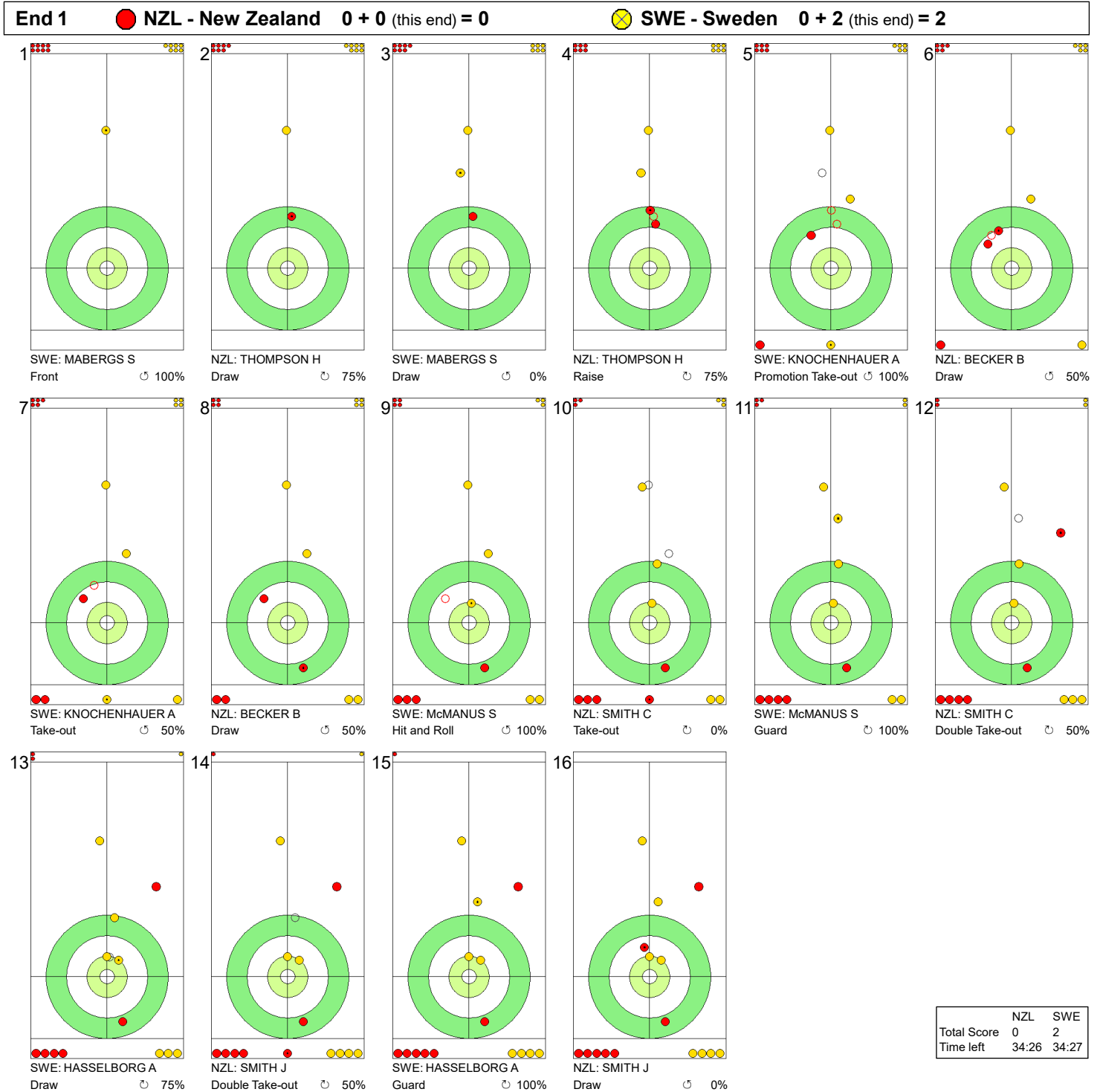
Note:
Position and function for each team member:
4 = Fourth, 3 = Third, 2 = Second, 1 = Lead, A = Alternate, S = Skip, V = Vice-Skip

Legend:
↻ Clockwise ↻ Counter-clockwise LSFE(*) Last Stone First End
X Unplayed/unfinished end due to concession

MON 18 MAR 2024
Start Time 9:00

Round Robin Session 6 - Sheet B

Game - Shot by Shot



Legend:
 ↻ Clockwise ↺ Counter-clockwise - Not considered

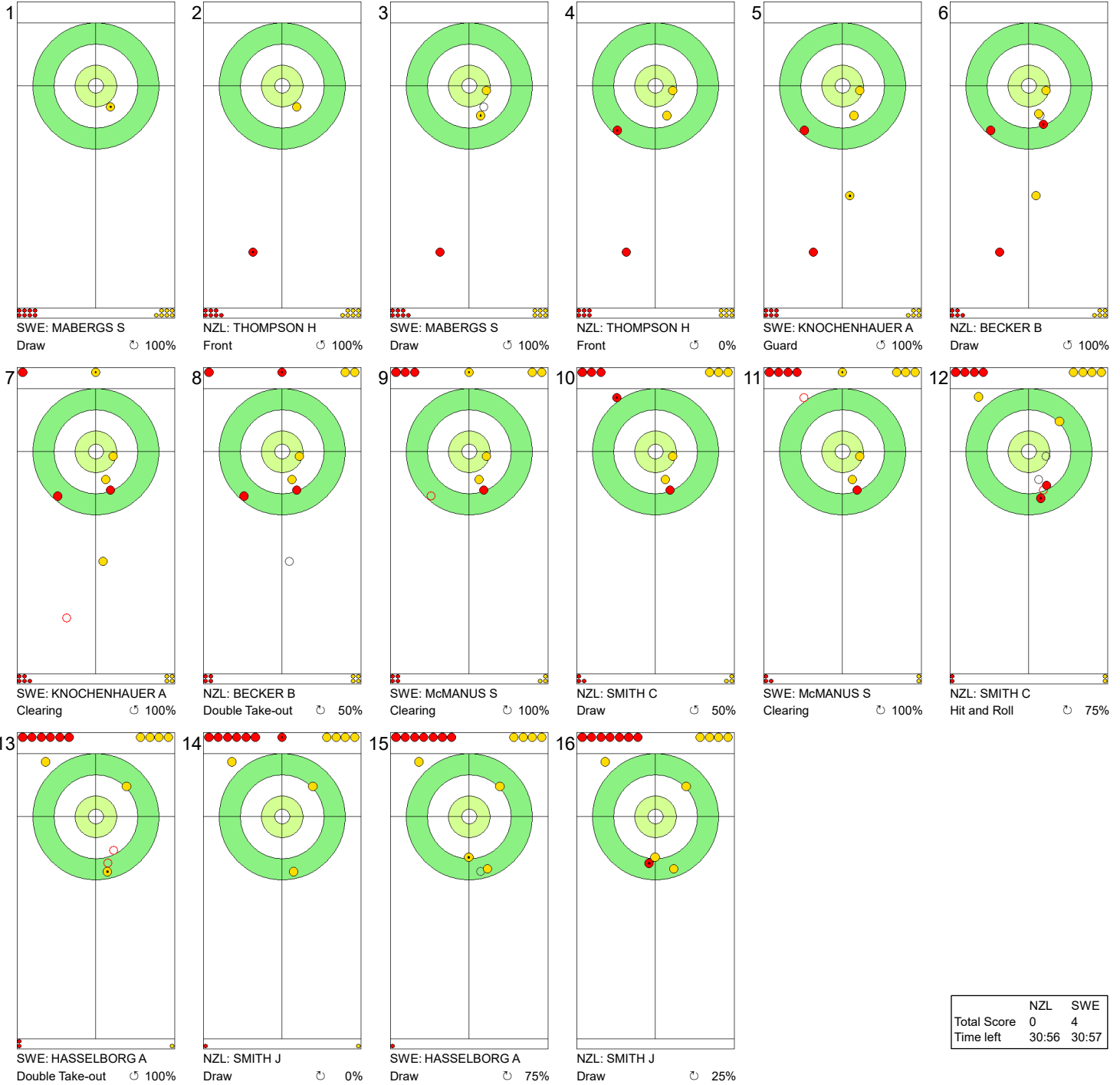
MON 18 MAR 2024
Start Time 9:00

Round Robin Session 6 - Sheet B

WORLD CURLING

Game - Shot by Shot

End 2 ● **NZL - New Zealand** 0 + 0 (this end) = 0 ● **SWE - Sweden** 2 + 2 (this end) = 4



	NZL	SWE
Total Score	0	4
Time left	30:56	30:57

Legend:
 ↻ Clockwise ↺ Counter-clockwise - Not considered

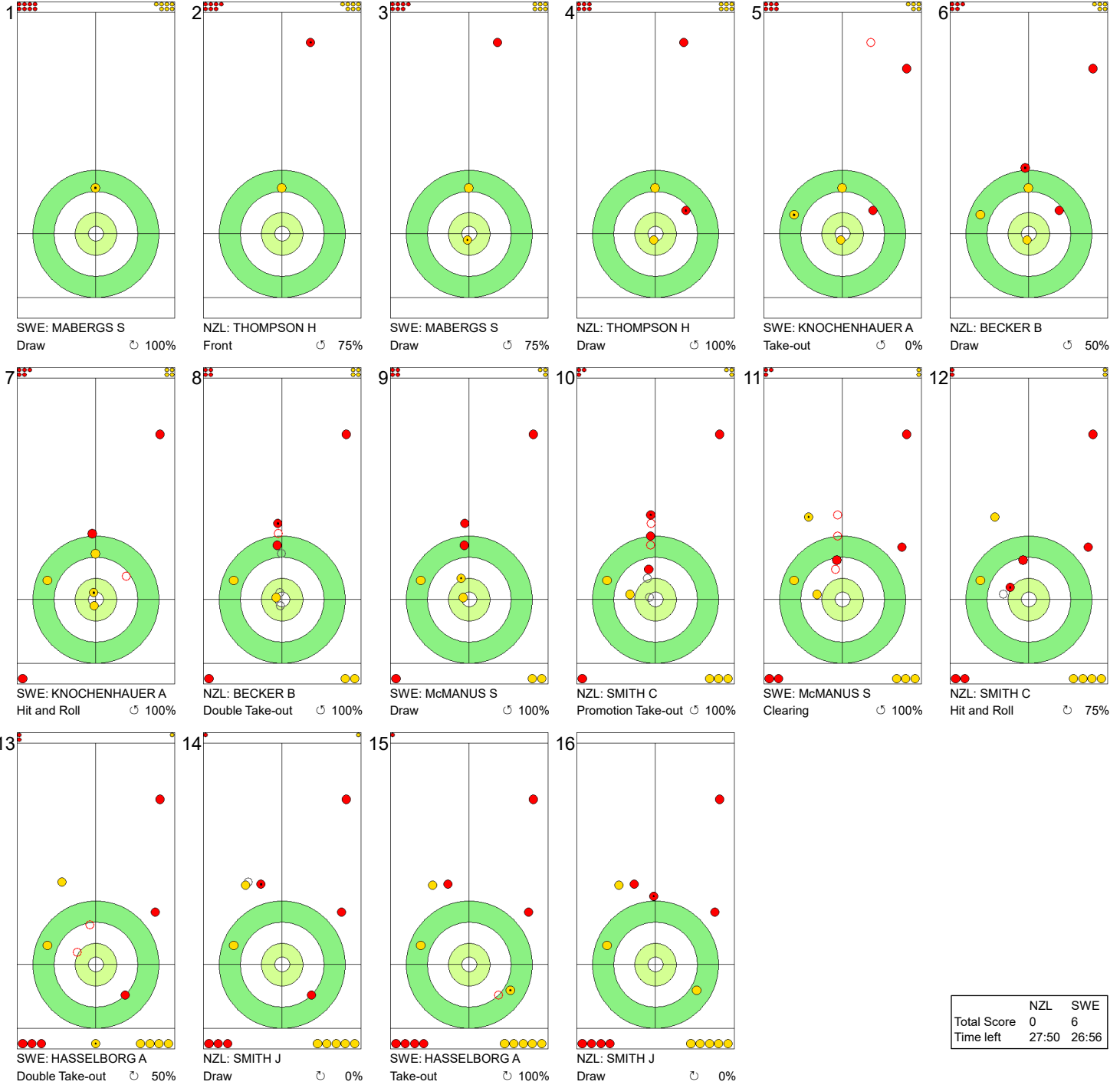
MON 18 MAR 2024
Start Time 9:00

Round Robin Session 6 - Sheet B

WORLD CURLING

Game - Shot by Shot

End 3 ● **NZL - New Zealand** **0 + 0** (this end) = 0 ⊗ **SWE - Sweden** **4 + 2** (this end) = 6



	NZL	SWE
Total Score	0	6
Time left	27:50	26:56

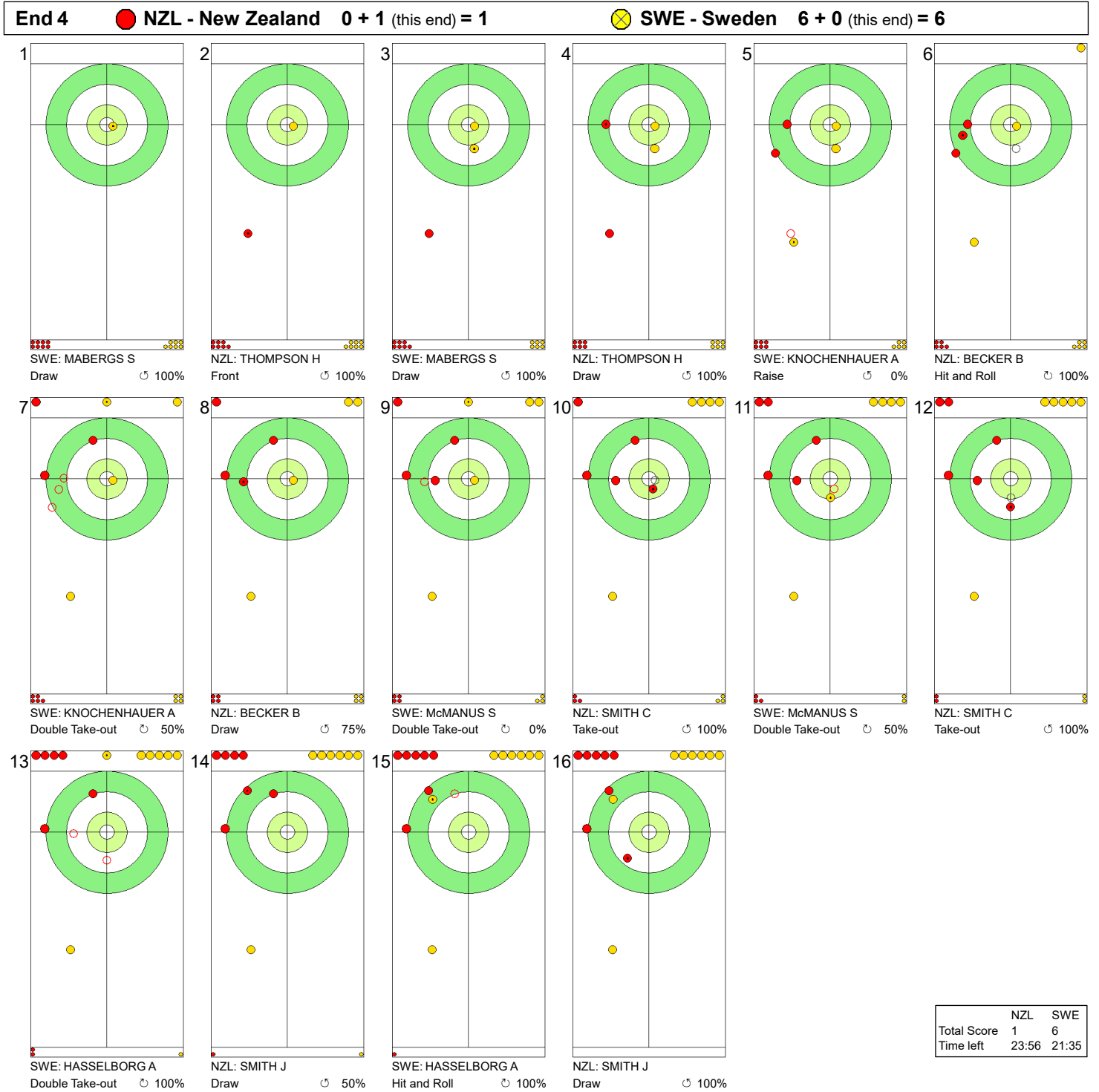
Legend:
↻ Clockwise ↺ Counter-clockwise - Not considered

MON 18 MAR 2024
Start Time 9:00

Round Robin Session 6 - Sheet B

WORLD CURLING

Game - Shot by Shot



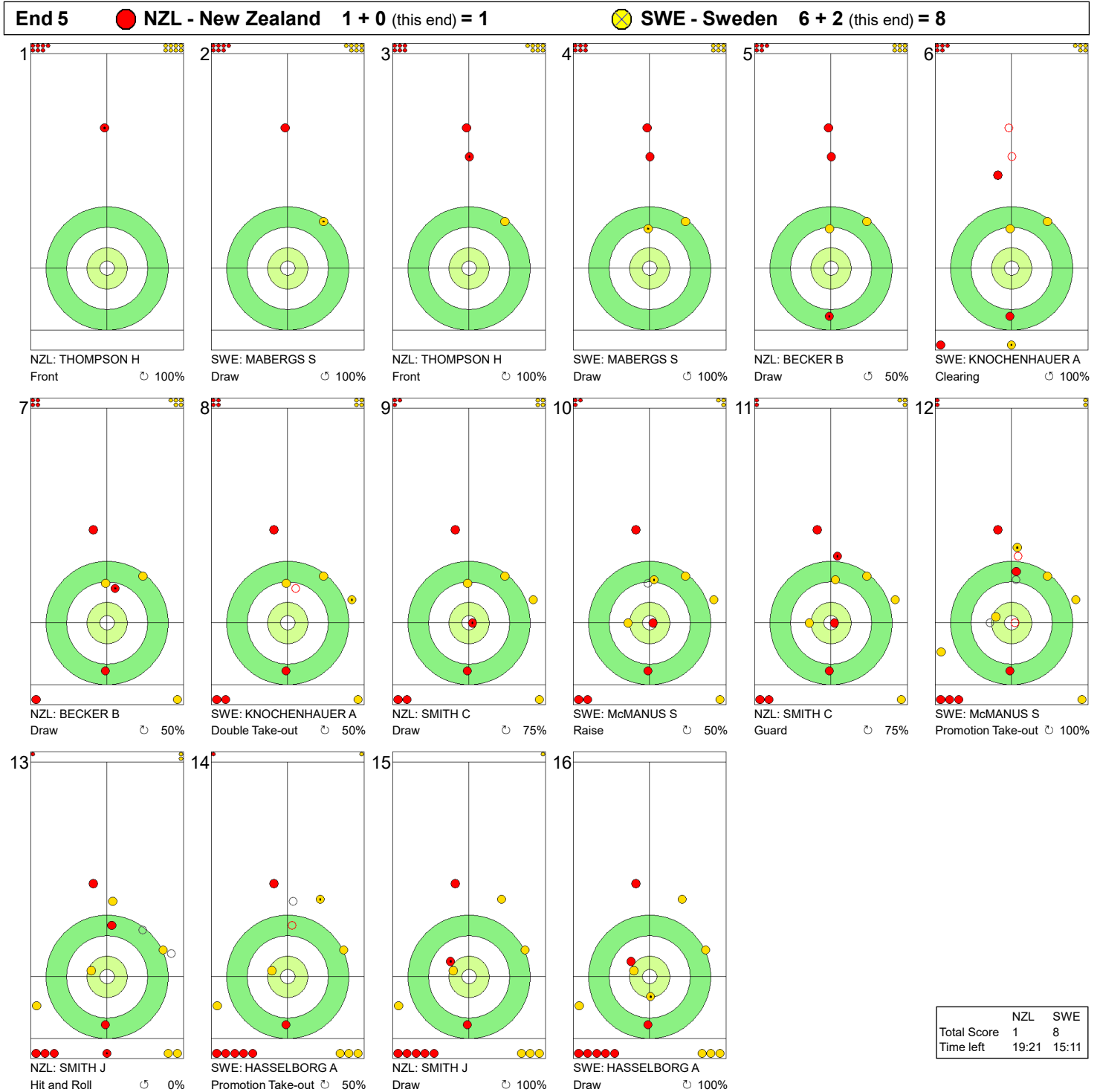
Legend:
↻ Clockwise ↺ Counter-clockwise - Not considered

MON 18 MAR 2024
Start Time 9:00

Round Robin Session 6 - Sheet B

WORLD CURLING

Game - Shot by Shot



Legend:
↻ Clockwise ↺ Counter-clockwise - Not considered

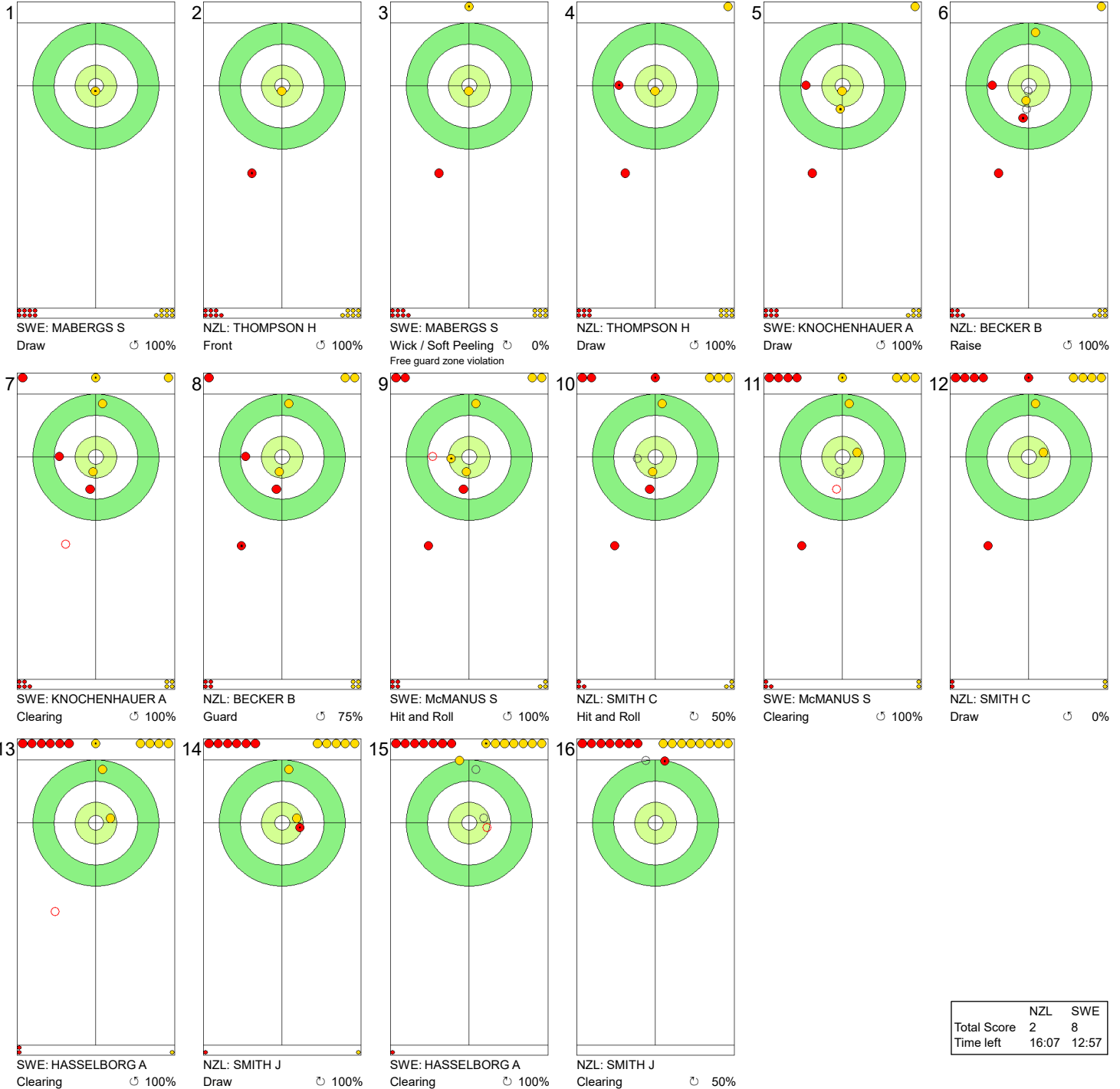
MON 18 MAR 2024
Start Time 9:00

Round Robin Session 6 - Sheet B

WORLD
CURLING

Game - Shot by Shot

End 6 **NZL - New Zealand 1 + 1 (this end) = 2** **SWE - Sweden 8 + 0 (this end) = 8**



	NZL	SWE
Total Score	2	8
Time left	16:07	12:57

Legend:
 ↻ Clockwise ↺ Counter-clockwise - Not considered

MON 18 MAR 2024
Start Time 9:00

Round Robin Session 6 - Sheet C

WORLD CURLING

Game Results

Sheet	Team	LSFE	1	2	3	4	5	6	7	8	9	10	Extra Ends	Total
C	DEN - Denmark		0	1	0	3	2	0	3	X	X	X		9
	SCO - Scotland	*	0	0	1	0	0	1	0	X	X	X		2

DEN - Denmark		Shot Success	Game	All
4 S	DUPONT Madeleine	88%		74%
3 V	HALSE Mathilde	93%		85%
2	DUPONT Denise	79%		80%
1	LARSEN My	66%		81%
A	LANDER Jasmin	-		-
Team Total		81%		80%

SCO - Scotland		Shot Success	Game	All
4 S	MORRISON Rebecca	66%		69%
3	DODDS Jennifer	70%		81%
2	SINCLAIR Sophie	86%		84%
1 V	JACKSON Sophie	80%		88%
A	AITKEN Gina	-		-
Team Total		75%		80%

Last Stone Draw Distance

⌚	DUPONT Denise	32.3cm
⌚	HALSE Mathilde	199.6cm
Total		231.9cm

Last Stone Draw Distance

⌚	SINCLAIR Sophie	33.4cm
⌚	MORRISON Rebecca	159.3cm
Total		192.7cm

Time remaining: 20 minutes 27 seconds

Time remaining: 10 minutes 41 seconds

Shot Success Analysis

DEN - Denmark		⌚	⌚	Game	
4	DUPONT Madeleine	Draws	2 88%	5 85%	7 86%
		Take-outs	0 -	7 89%	7 89%
		Total	2 88%	12 88%	14 88%
3	HALSE Mathilde	Draws	1 100%	3 100%	4 100%
		Take-outs	5 85%	5 95%	10 90%
		Total	6 88%	8 97%	14 93%
2	DUPONT Denise	Draws	4 38%	1 100%	5 50%
		Take-outs	2 88%	7 96%	9 94%
		Total	6 54%	8 97%	14 79%
1	LARSEN My	Draws	9 61%	4 69%	13 63%
		Take-outs	0 -	1 100%	1 100%
		Total	9 61%	5 75%	14 66%
A	LANDER Jasmin	Draws	0 -	0 -	0 -
		Take-outs	0 -	0 -	0 -
		Total	0 -	0 -	0 -
Team		Draws	16 61%	13 85%	29 72%
		Take-outs	7 86%	20 94%	27 92%
		Total	23 68%	33 90%	56 81%

SCO - Scotland		⌚	⌚	Game	
4	MORRISON Rebecca	Draws	2 13%	6 54%	8 44%
		Take-outs	0 -	6 96%	6 96%
		Total	2 13%	12 75%	14 66%
3	DODDS Jennifer	Draws	1 75%	4 88%	5 85%
		Take-outs	2 88%	7 54%	9 61%
		Total	3 83%	11 66%	14 70%
2	SINCLAIR Sophie	Draws	0 -	6 71%	6 71%
		Take-outs	1 100%	7 96%	8 97%
		Total	1 100%	13 85%	14 86%
1	JACKSON Sophie	Draws	5 80%	6 88%	11 84%
		Take-outs	1 0%	2 100%	3 67%
		Total	6 67%	8 91%	14 80%
A	AITKEN Gina	Draws	0 -	0 -	0 -
		Take-outs	0 -	0 -	0 -
		Total	0 -	0 -	0 -
Team		Draws	8 63%	22 74%	30 71%
		Take-outs	4 69%	22 83%	26 81%
		Total	12 65%	44 78%	56 75%

Note:
Position and function for each team member:
4 = Fourth, 3 = Third, 2 = Second, 1 = Lead, A = Alternate, S = Skip, V = Vice-Skip

Legend:
⌚ Clockwise ⌚ Counter-clockwise LSFE(*) Last Stone First End
X Unplayed/unfinished end due to concession

MON 18 MAR 2024
Start Time 9:00

Round Robin Session 6 - Sheet C

Game - Shot by Shot

End 1 ● **DEN - Denmark** 0 + 0 (this end) = 0 ● **SCO - Scotland** 0 + 0 (this end) = 0

Shot	Player	Shot Type	Accuracy
1	DEN: LARSEN M	Front	0%
2	SCO: JACKSON S	Take-out	100%
3	DEN: LARSEN M	Take-out	100%
4	SCO: JACKSON S	Take-out	100%
5	DEN: DUPONT D	Take-out	100%
6	SCO: SINCLAIR S	Take-out	100%
7	DEN: DUPONT D	Take-out	100%
8	SCO: SINCLAIR S	Take-out	100%
9	DEN: HALSE M	Take-out	100%
10	SCO: DODDS J	Take-out	50%
11	DEN: HALSE M	Draw	100%
12	SCO: DODDS J	Take-out	100%
13	DEN: DUPONT M	Take-out	100%
14	SCO: MORRISON R	Hit and Roll	75%
15	DEN: DUPONT M	Take-out	100%
16	SCO: MORRISON R	Clearing	100%

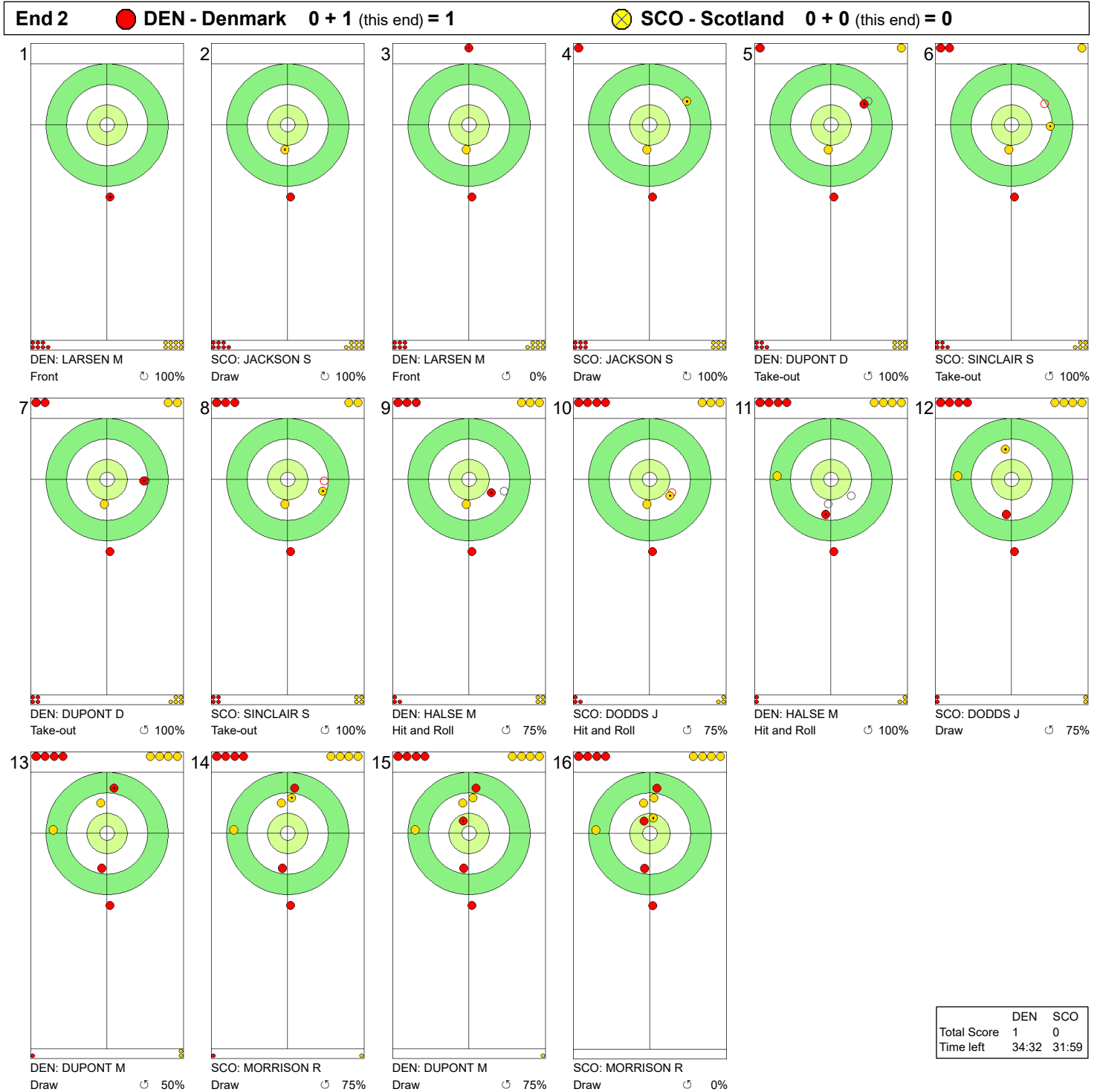
	DEN	SCO
Total Score	0	0
Time left	36:39	35:02

Legend:
 ↻ Clockwise ↺ Counter-clockwise - Not considered

MON 18 MAR 2024
Start Time 9:00

Round Robin Session 6 - Sheet C

Game - Shot by Shot



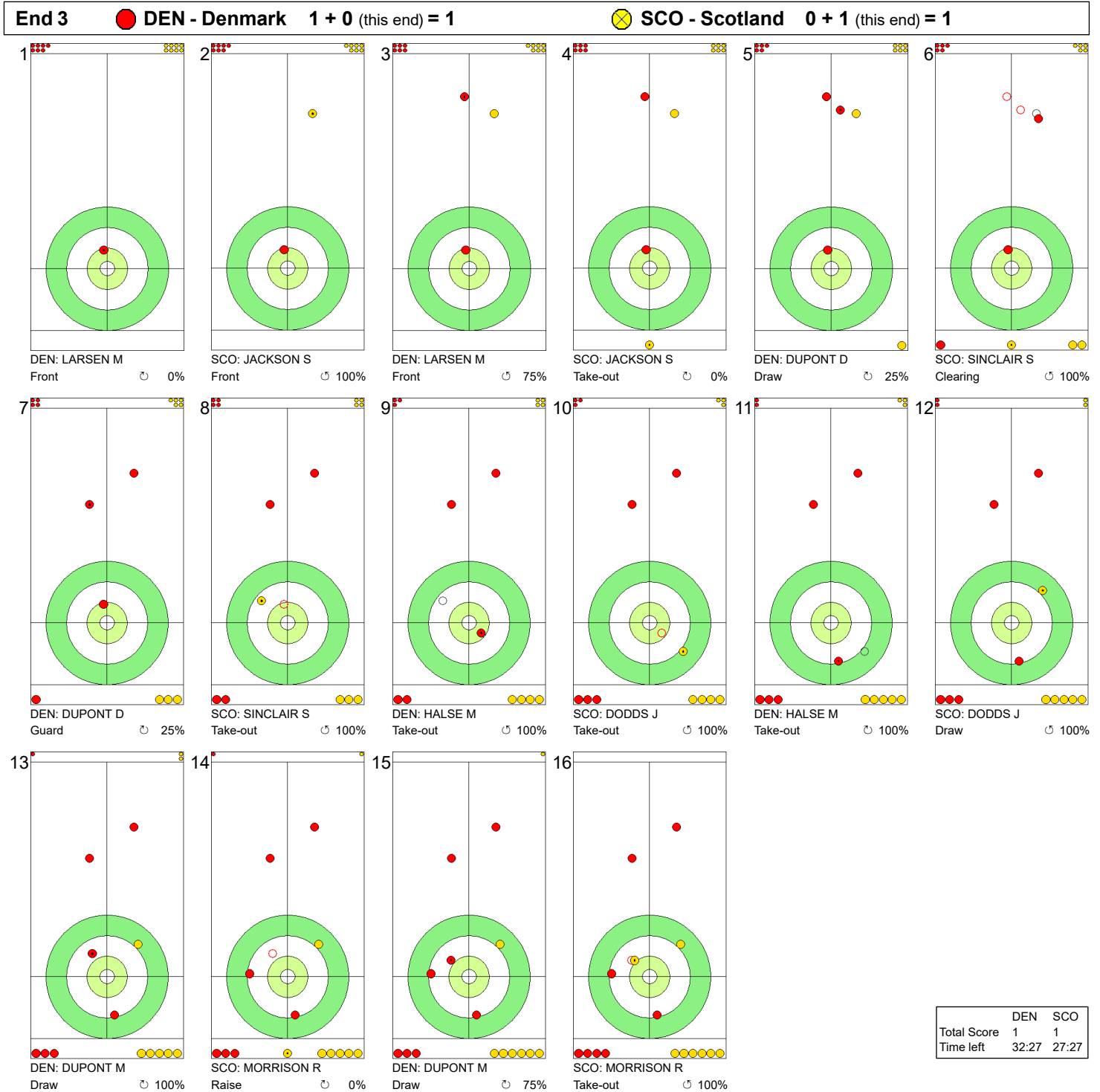
Legend:
 ↻ Clockwise ↺ Counter-clockwise - Not considered

MON 18 MAR 2024
Start Time 9:00

Round Robin Session 6 - Sheet C

WORLD CURLING

Game - Shot by Shot



Legend:
 ↻ Clockwise ↺ Counter-clockwise - Not considered

MON 18 MAR 2024
Start Time 9:00

Round Robin Session 6 - Sheet C

Game - Shot by Shot

End 4 ● **DEN - Denmark** 1 + 3 (this end) = 4 ☒ **SCO - Scotland** 1 + 0 (this end) = 1

<p>1</p> <p>SCO: JACKSON S Front 100%</p>	<p>2</p> <p>DEN: LARSEN M Draw 100%</p>	<p>3</p> <p>SCO: JACKSON S Draw 75%</p>	<p>4</p> <p>DEN: LARSEN M Raise 75%</p>	<p>5</p> <p>SCO: SINCLAIR S Draw 25%</p>	<p>6</p> <p>DEN: DUPONT D Clearing 75%</p>
<p>7</p> <p>SCO: SINCLAIR S Draw 50%</p>	<p>8</p> <p>DEN: DUPONT D Clearing 100%</p>	<p>9</p> <p>SCO: DODDS J Take-out 0%</p>	<p>10</p> <p>DEN: HALSE M Take-out 100%</p>	<p>11</p> <p>SCO: DODDS J Hit and Roll 50%</p>	<p>12</p> <p>DEN: HALSE M Draw 100%</p>
<p>13</p> <p>SCO: MORRISON R Hit and Roll 100%</p>	<p>14</p> <p>DEN: DUPONT M Take-out 100%</p>	<p>15</p> <p>SCO: MORRISON R Draw 0%</p>	<p>16</p> <p>DEN: DUPONT M Draw 100%</p>		

	DEN	SCO
Total Score	4	1
Time left	29:14	23:17

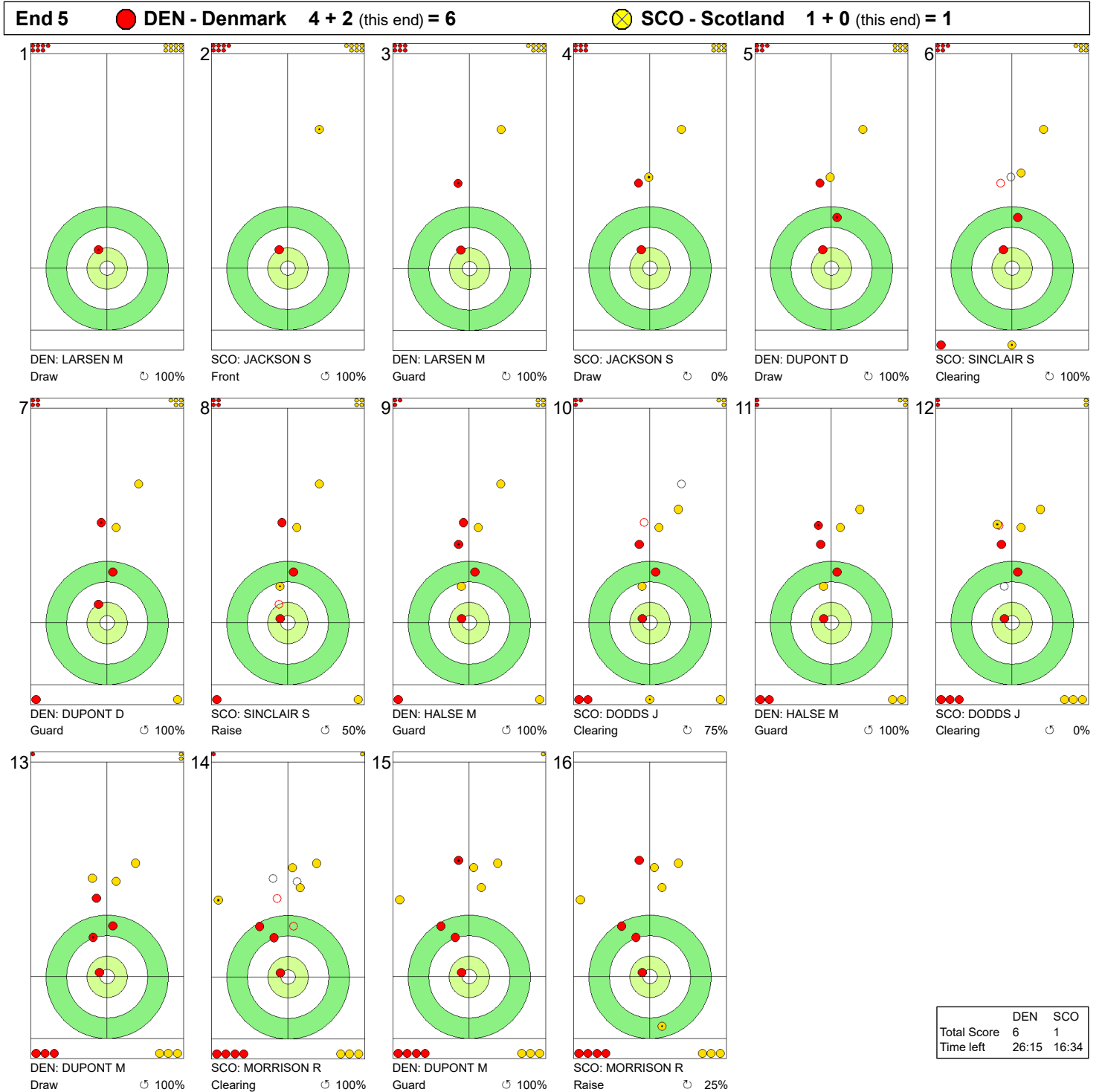
Legend:
 ↻ Clockwise ↺ Counter-clockwise - Not considered

MON 18 MAR 2024
Start Time 9:00

Round Robin Session 6 - Sheet C

WORLD CURLING

Game - Shot by Shot



Legend:
↻ Clockwise ↺ Counter-clockwise - Not considered

MON 18 MAR 2024
Start Time 9:00

Round Robin Session 6 - Sheet C

WORLD CURLING

Game - Shot by Shot

End 6 ● **DEN - Denmark** 6 + 0 (this end) = 6 ● **SCO - Scotland** 1 + 1 (this end) = 2



	DEN	SCO
Total Score	6	2
Time left	24:12	12:59

Legend:
 ↻ Clockwise ↺ Counter-clockwise - Not considered

MON 18 MAR 2024
Start Time 9:00

Round Robin Session 6 - Sheet C

Game - Shot by Shot

End 7 **DEN - Denmark** 6 + 3 (this end) = 9 **SCO - Scotland** 2 + 0 (this end) = 2



	DEN	SCO
Total Score	9	2
Time left	20:27	10:41

Legend:
 Clockwise Counter-clockwise - Not considered

SUN 17 MAR 2024
 Start Time 19:00

Round Robin Session 5

**WORLD
 CURLING**

Session Results and Standings

Sheet	Team	LSD/LSFE	1	2	3	4	5	6	7	8	9	10	Extra Ends	Total
A	DEN - Denmark	41.8cm *	1	0	0	1	1	2	0	0	1	0		6
	JPN - Japan	61.1cm	0	0	2	0	0	0	1	1	0	1		5
B	ITA - Italy	47.9cm *	0	1	0	2	0	1	2	2	X	X		8
	SCO - Scotland	63.7cm	1	0	0	0	1	0	0	0	X	X		2
C	SUI - Switzerland	58.5cm *	5	1	0	2	0	1	X	X	X	X		9
	EST - Estonia	129.6cm	0	0	2	0	1	0	X	X	X	X		3
D	NOR - Norway	206.4cm	0	0	0	2	0	0	2	0	0	1		5
	USA - United States	31.8cm *	1	0	2	0	0	2	0	1	1	0		7

Current Standings

Rank	Team	Games	Wins	Losses
1	CAN - Canada	3	3	0
1	ITA - Italy	3	3	0
1	SUI - Switzerland	3	3	0
4	DEN - Denmark	3	2	1
4	KOR - Korea	3	2	1
6	USA - United States	4	2	2
7	JPN - Japan	3	1	2
7	NOR - Norway	3	1	2
7	NZL - New Zealand	3	1	2
7	SCO - Scotland	3	1	2
7	TUR - Türkiye	3	1	2
12	EST - Estonia	3	0	3
12	SWE - Sweden	3	0	3

Attendance

Session: 1'335 Total: 8'902

Note:
 Under WCF rules, tie-breaking rules for standings are not applied until after the last game of the round robin.

Legend:
LSD Last Stone Draw **LSFE(*)** Last Stone First End **X** Unplayed/unfinished end due to concession

SUN 17 MAR 2024
Start Time 19:00

Round Robin Session 5 - Sheet A

Game Results

Sheet	Team	LSFE	1	2	3	4	5	6	7	8	9	10	Extra Ends	Total
A	DEN - Denmark	*	1	0	0	1	1	2	0	0	1	0		6
	JPN - Japan		0	0	2	0	0	0	1	1	0	1		5

DEN - Denmark		Shot Success	Game	All
4 S	DUPONT Madeleine	64%	71%	
3 V	HALSE Mathilde	79%	83%	
2	DUPONT Denise	63%	80%	
1	LARSEN My	78%	84%	
A	LANDER Jasmin	-	-	
Team Total		71%	80%	

JPN - Japan		Shot Success	Game	All
4 S	UENO Miyu	58%	61%	
3 V	KANAI Asuka	68%	74%	
2	NISHIMURO Junko	74%	74%	
1	UENO Yui	94%	92%	
A	RYOKAWA Mone	-	-	
Team Total		73%	75%	

Last Stone Draw		Distance
☺	DUPONT Madeleine	6.3cm
☹	DUPONT Denise	35.5cm
Total		41.8cm

Last Stone Draw		Distance
☺	KANAI Asuka	35.5cm
☹	UENO Yui	25.6cm
Total		61.1cm

Time remaining: 0 minutes 24 seconds

Time-out: End 9 - DEN stone 7

Time remaining: 0 minutes 28 seconds

Time-out: End 10 - JPN stone 5

Shot Success Analysis

DEN - Denmark		☺	☹	Game
4	DUPONT Madeleine	Draws 6 42%	2 100%	8 56%
	Take-outs	5 80%	7 61%	12 69%
	Total	11 59%	9 69%	20 64%
3	HALSE Mathilde	Draws 7 57%	2 63%	9 58%
	Take-outs	5 100%	6 92%	11 95%
	Total	12 75%	8 84%	20 79%
2	DUPONT Denise	Draws 6 83%	8 50%	14 64%
	Take-outs	5 60%	1 50%	6 58%
	Total	11 73%	9 50%	20 63%
1	LARSEN My	Draws 11 70%	6 79%	17 74%
	Take-outs	1 100%	2 100%	3 100%
	Total	12 73%	8 84%	20 78%
A	LANDER Jasmin	Draws 0 -	0 -	0 -
	Take-outs	0 -	0 -	0 -
	Total	0 -	0 -	0 -
Team	Draws	30 64%	18 67%	48 65%
	Take-outs	16 81%	16 77%	32 79%
	Total	46 70%	34 71%	80 71%

JPN - Japan		☺	☹	Game
4	UENO Miyu	Draws 5 80%	5 50%	10 65%
	Take-outs	4 38%	5 60%	9 50%
	Total	9 61%	10 55%	19 58%
3	KANAI Asuka	Draws 4 50%	1 75%	5 55%
	Take-outs	5 50%	10 83%	15 72%
	Total	9 50%	11 82%	20 68%
2	NISHIMURO Junko	Draws 7 61%	10 78%	17 71%
	Take-outs	2 88%	1 100%	3 92%
	Total	9 67%	11 80%	20 74%
1	UENO Yui	Draws 4 94%	12 92%	16 92%
	Take-outs	1 100%	3 100%	4 100%
	Total	5 95%	15 93%	20 94%
A	RYOKAWA Mone	Draws 0 -	0 -	0 -
	Take-outs	0 -	0 -	0 -
	Total	0 -	0 -	0 -
Team	Draws	20 70%	28 79%	48 75%
	Take-outs	12 56%	19 80%	31 71%
	Total	32 65%	47 79%	79 73%

Note:
Position and function for each team member:
4 = Fourth, 3 = Third, 2 = Second, 1 = Lead, A = Alternate, S = Skip, V = Vice-Skip

Legend:
☺ Clockwise ☹ Counter-clockwise LSFE(*) Last Stone First End

SUN 17 MAR 2024
Start Time 19:00

Round Robin Session 5 - Sheet A

WORLD CURLING

Game - Shot by Shot

End 1 **DEN - Denmark 0 + 1 (this end) = 1** **JPN - Japan 0 + 0 (this end) = 0**



	DEN	JPN
Total Score	1	0
Time left	35:12	35:08

Legend:
 ↻ Clockwise ↺ Counter-clockwise - Not considered

SUN 17 MAR 2024
Start Time 19:00

Round Robin Session 5 - Sheet A

WORLD
CURLING

Game - Shot by Shot

End 2 ● **DEN - Denmark** 1 + 0 (this end) = 1 ● **JPN - Japan** 0 + 0 (this end) = 0

Shot	Player	Action	Rotation	Percentage
1	DEN: LARSEN M	Draw	100%	↻
2	JPN: UENO Y	Take-out	100%	↺
3	DEN: LARSEN M	Take-out	100%	↺
4	JPN: UENO Y	Front	100%	↺
5	DEN: DUPONT D	Draw	0%	↺
6	JPN: NISHIMURO J	Draw	0%	↺
7	DEN: DUPONT D	Draw	100%	↺
8	JPN: NISHIMURO J	Clearing	100%	↺
9	DEN: HALSE M	Draw	75%	↺
10	JPN: KANAI A	Hit and Roll	100%	↺
11	DEN: HALSE M	Promotion Take-out	50%	↺
12	JPN: KANAI A	Take-out	100%	↺
13	DEN: DUPONT M	Take-out	100%	↺
14	JPN: UENO M	Take-out	100%	↺
15	DEN: DUPONT M	Take-out	50%	↺
16	JPN: UENO M	Through	-	-

	DEN	JPN
Total Score	1	0
Time left	33:20	33:01

Legend:
↻ Clockwise ↺ Counter-clockwise - Not considered

SUN 17 MAR 2024
Start Time 19:00

Round Robin Session 5 - Sheet A

WORLD CURLING

Game - Shot by Shot

End 3 ● **DEN - Denmark** 1 + 0 (this end) = 1 ● **JPN - Japan** 0 + 2 (this end) = 2



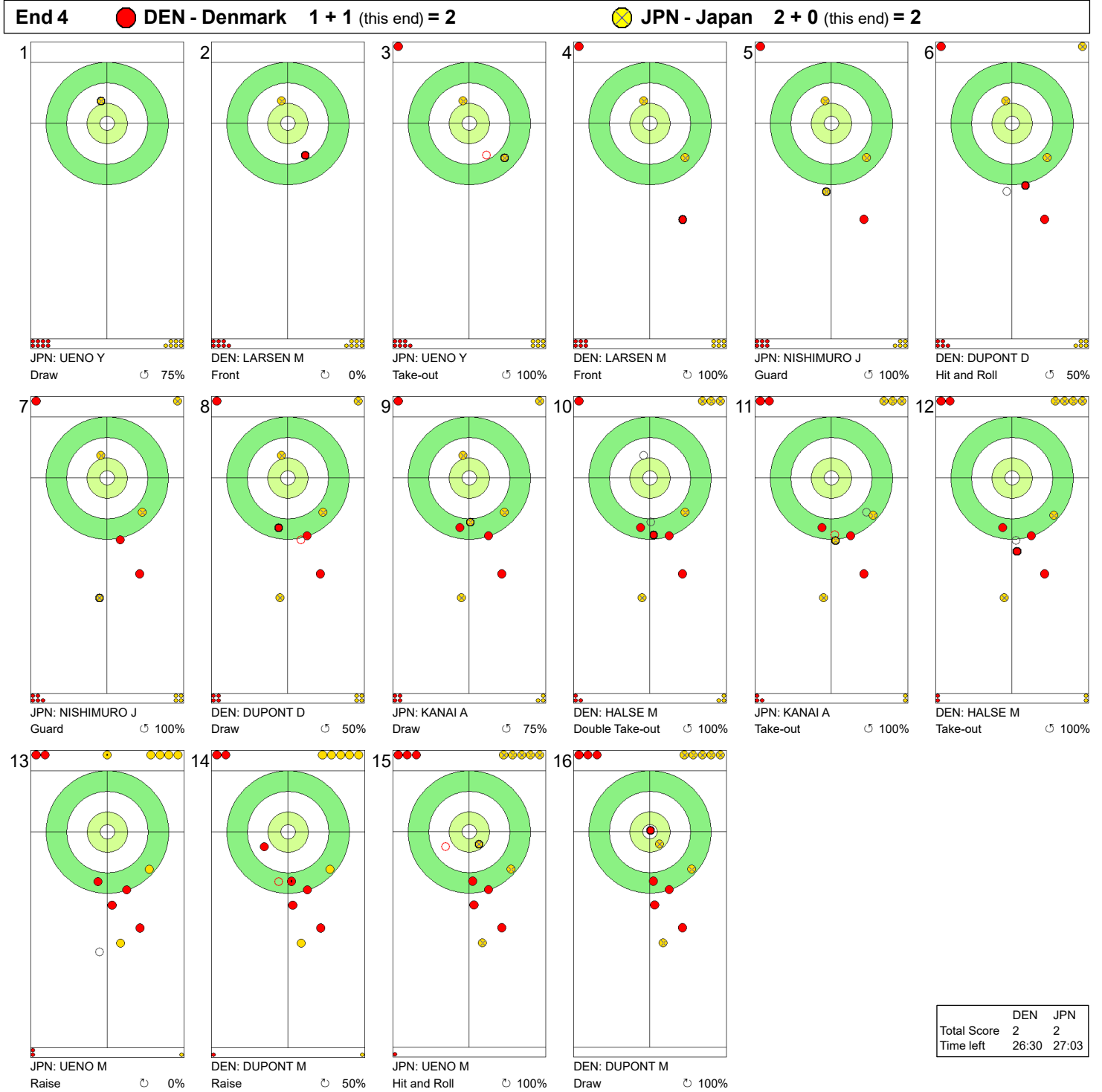
	DEN	JPN
Total Score	1	2
Time left	30:57	30:22

Legend:
 ↻ Clockwise ↺ Counter-clockwise - Not considered

SUN 17 MAR 2024
Start Time 19:00

Round Robin Session 5 - Sheet A

Game - Shot by Shot



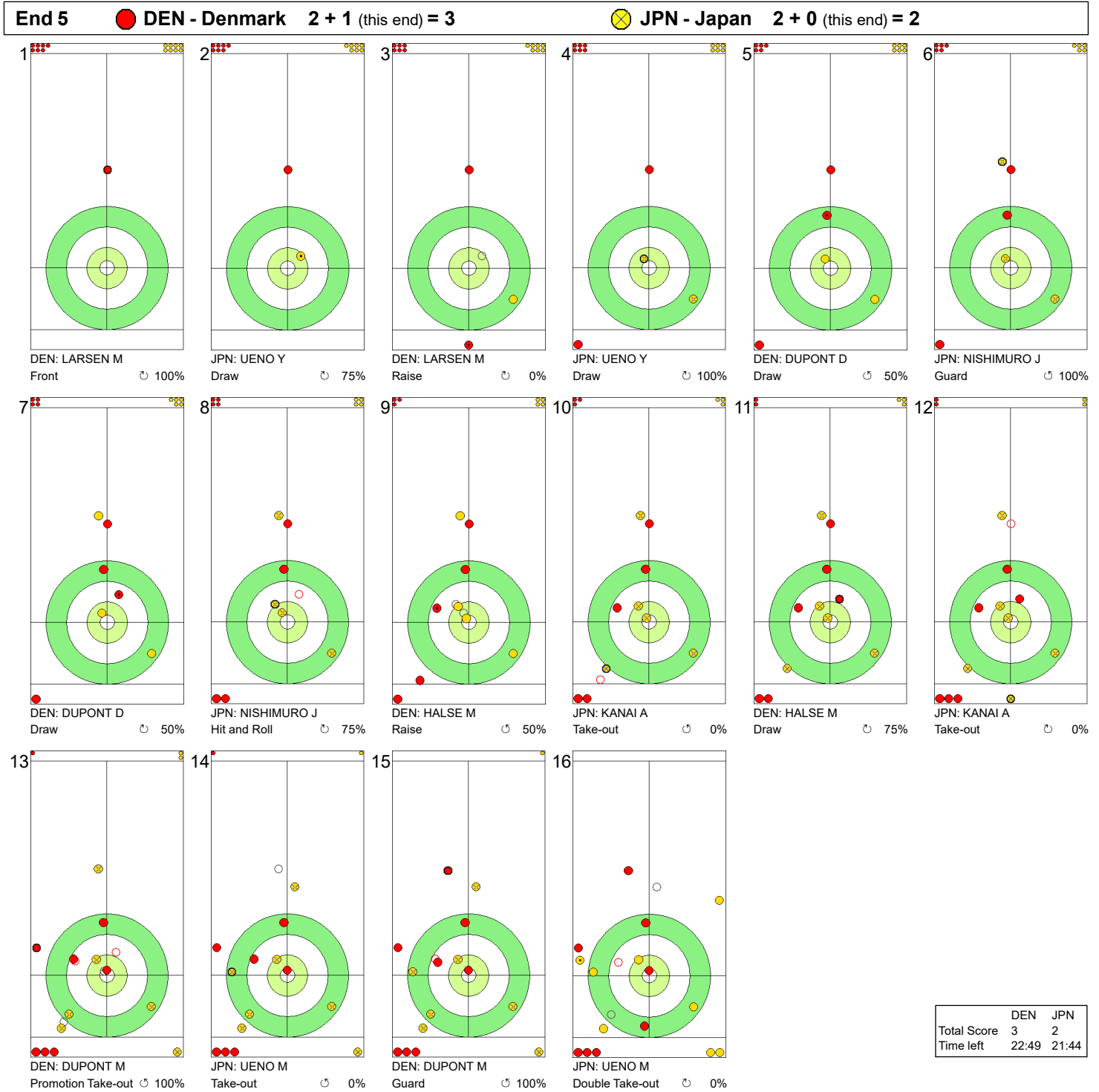
Legend:
 ↻ Clockwise ↺ Counter-clockwise - Not considered

SUN 17 MAR 2024
Start Time 19:00

Round Robin Session 5 - Sheet A

WORLD CURLING

Game - Shot by Shot

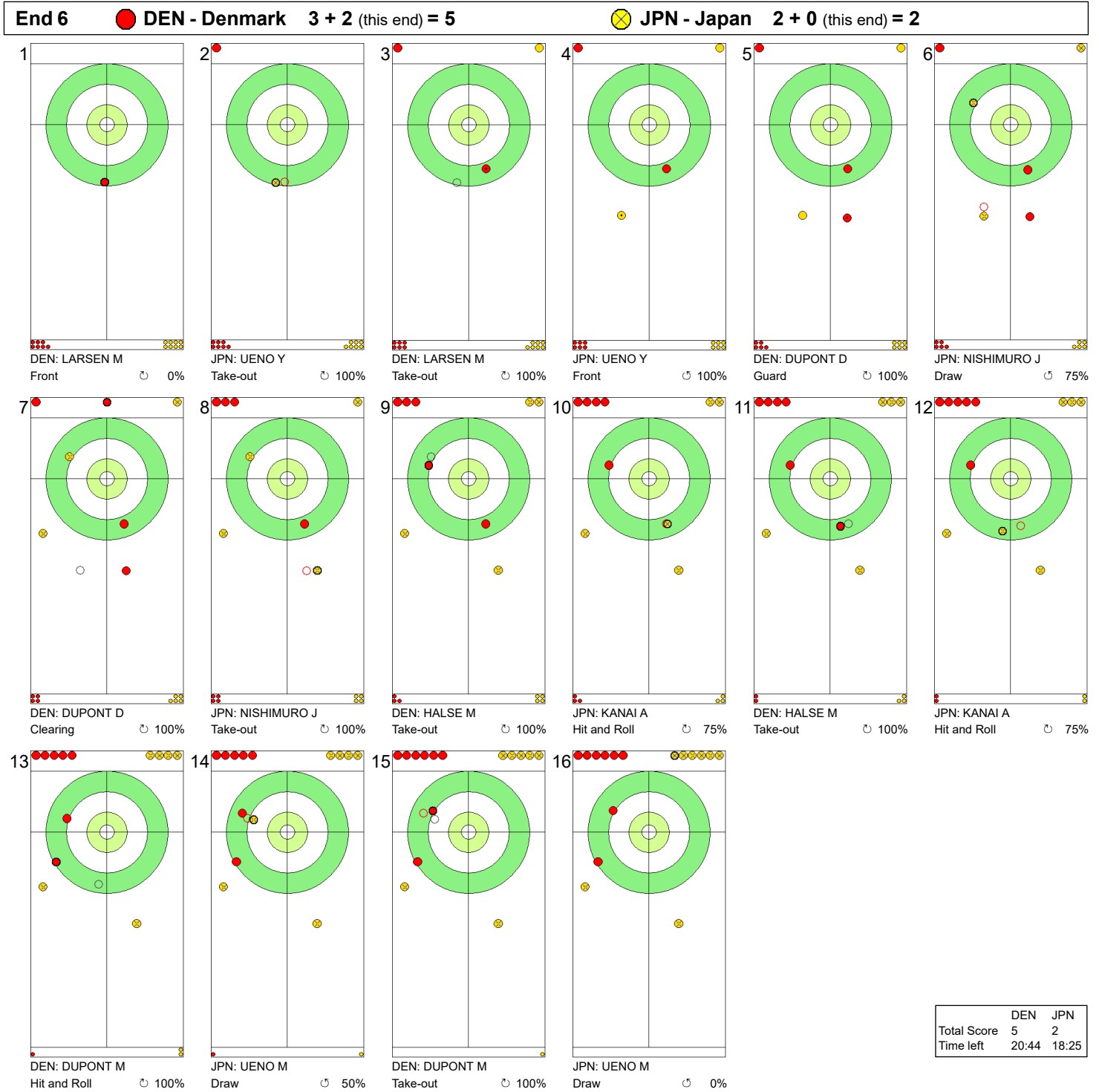


Legend:
 ↻ Clockwise ↺ Counter-clockwise - Not considered

SUN 17 MAR 2024
Start Time 19:00

Round Robin Session 5 - Sheet A

Game - Shot by Shot

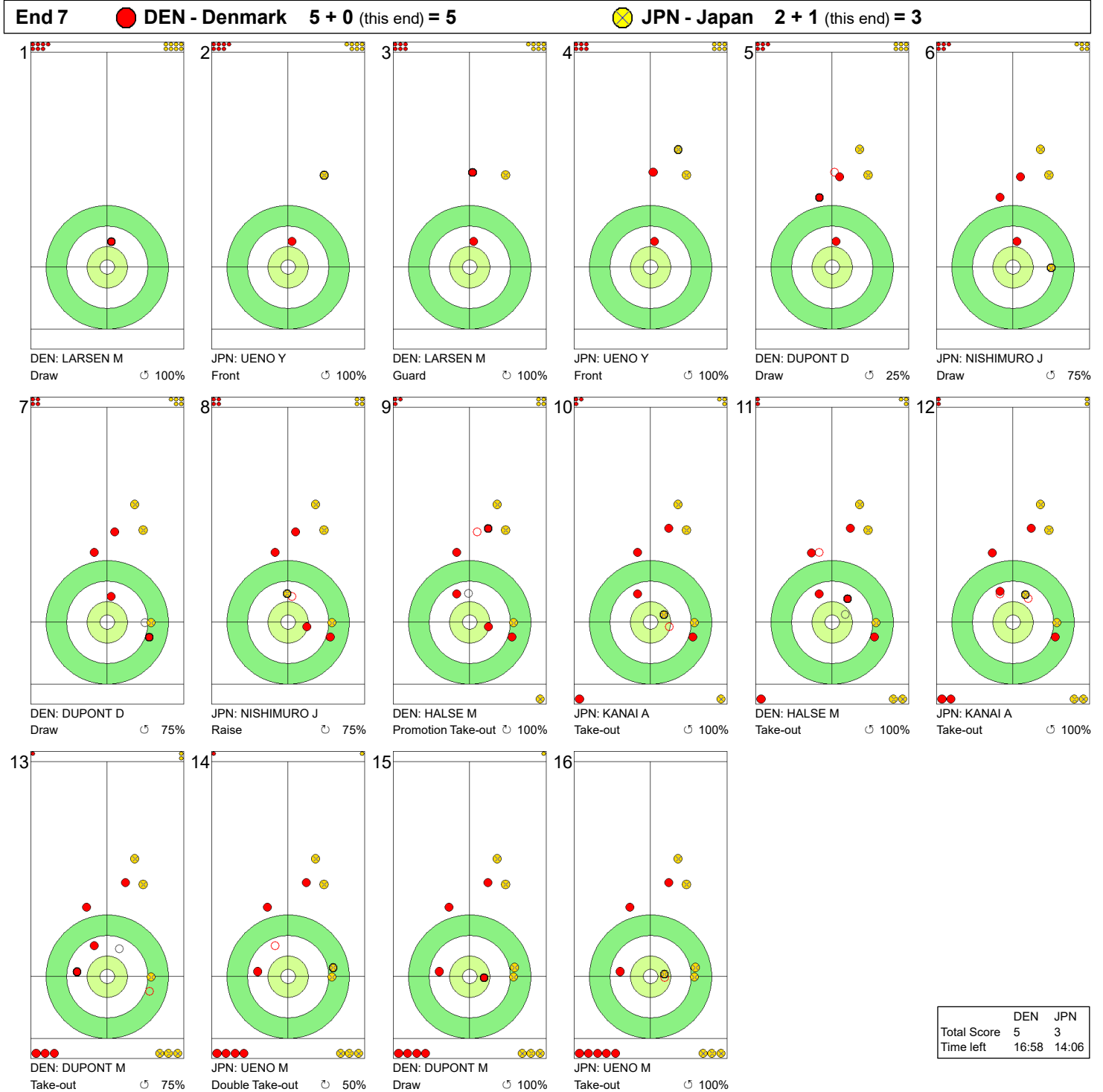


Legend:
 ↻ Clockwise ↺ Counter-clockwise - Not considered

SUN 17 MAR 2024
Start Time 19:00

Round Robin Session 5 - Sheet A

Game - Shot by Shot



Legend:
 ↻ Clockwise ↺ Counter-clockwise - Not considered

SUN 17 MAR 2024
Start Time 19:00

Round Robin Session 5 - Sheet A

WORLD CURLING

Game - Shot by Shot

End 8 ● **DEN - Denmark** **5 + 0** (this end) = **5** ⊗ **JPN - Japan** **3 + 1** (this end) = **4**



	DEN	JPN
Total Score	5	4
Time left	10:47	9:21

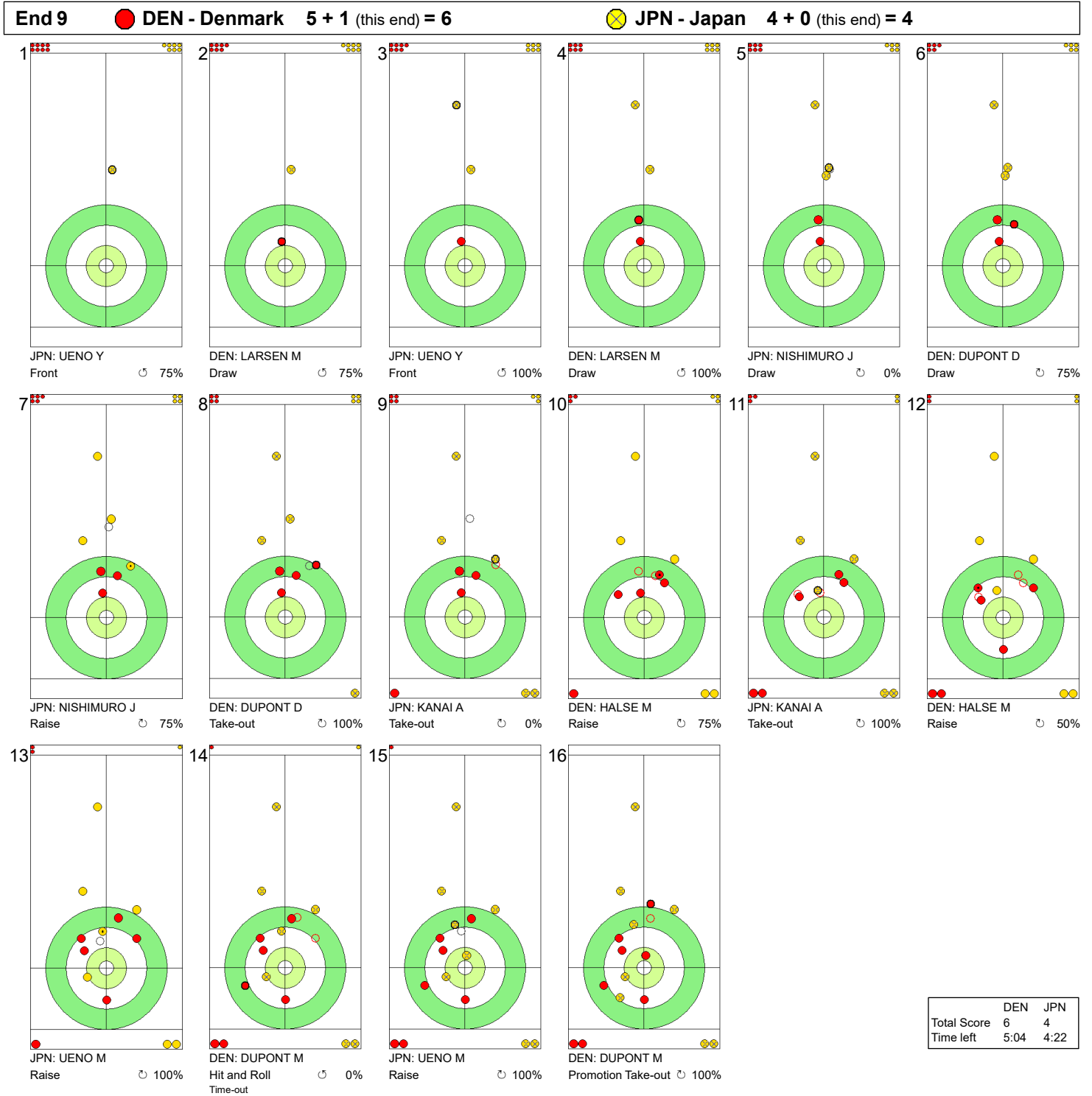
Legend:
↻ Clockwise ↺ Counter-clockwise - Not considered

SUN 17 MAR 2024
Start Time 19:00

Round Robin Session 5 - Sheet A

WORLD CURLING

Game - Shot by Shot



Legend:

↻ Clockwise ↺ Counter-clockwise - Not considered

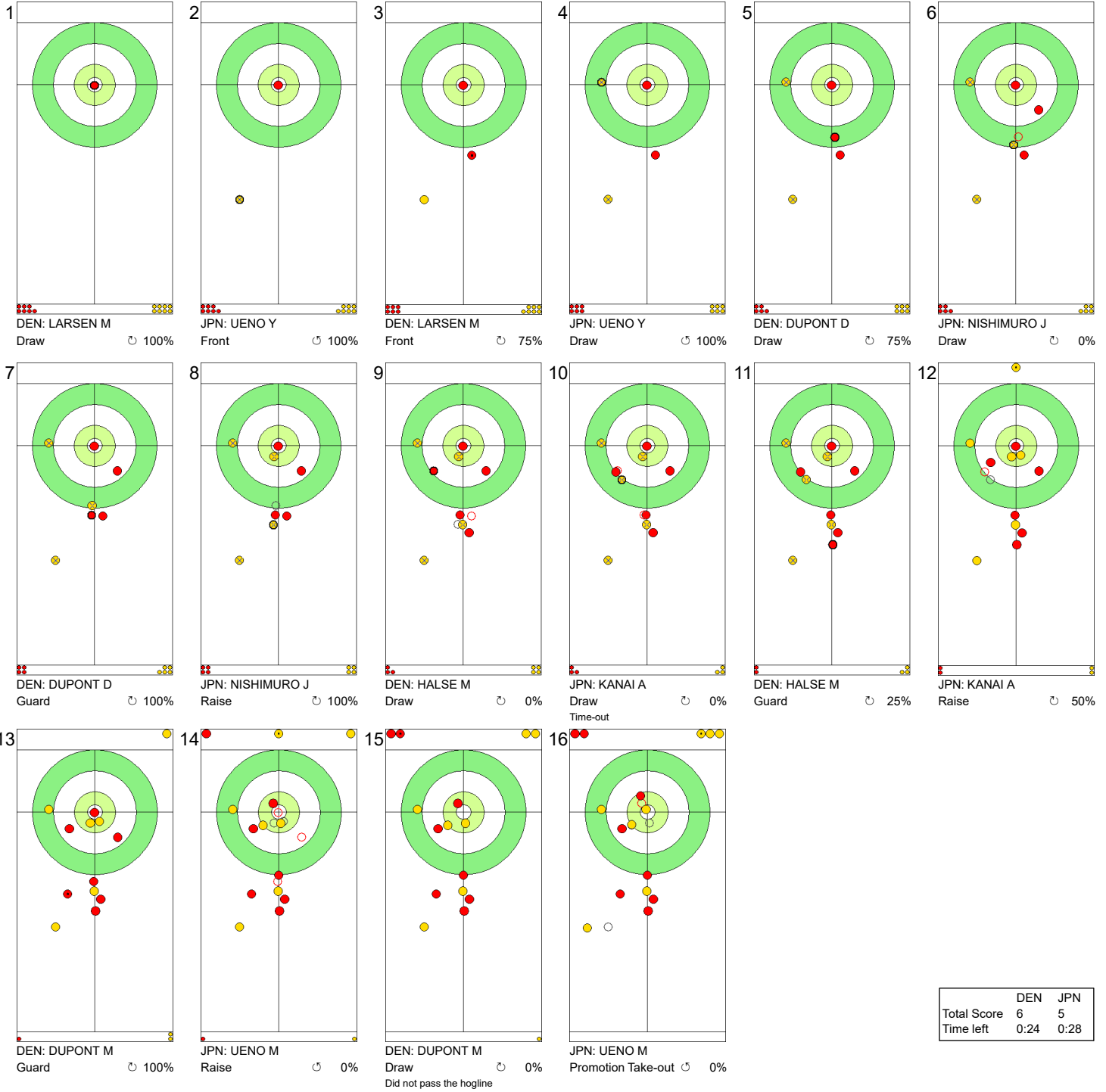
SUN 17 MAR 2024
Start Time 19:00

Round Robin Session 5 - Sheet A

WORLD CURLING

Game - Shot by Shot

End 10 ● **DEN - Denmark 6 + 0 (this end) = 6** ● **JPN - Japan 4 + 1 (this end) = 5**



	DEN	JPN
Total Score	6	5
Time left	0:24	0:28

Legend:
 ↻ Clockwise ↺ Counter-clockwise - Not considered

SUN 17 MAR 2024
 Start Time 19:00

Round Robin Session 5 - Sheet B

Game Results

Sheet	Team	LSFE	1	2	3	4	5	6	7	8	9	10	Extra Ends	Total
B	ITA - Italy	*	0	1	0	2	0	1	2	2	X	X		8
	SCO - Scotland		1	0	0	0	1	0	0	0	X	X		2

ITA - Italy		Shot Success Game	All
4 S	CONSTANTINI Stefania	88 %	87 %
3	MATHIS Elena	89 %	80 %
2	ROMEI Angela	92 %	82 %
1 V	ZARDINI LACEDELLI Giulia	92 %	90 %
A	LO DESERTO Marta	-	-
Team Total		90 %	85 %

SCO - Scotland		Shot Success Game	All
4 S	MORRISON Rebecca	64 %	69 %
3	DODDS Jennifer	86 %	84 %
2	SINCLAIR Sophie	81 %	83 %
1 V	JACKSON Sophie	91 %	89 %
A	AITKEN Gina	-	-
Team Total		80 %	81 %

Last Stone Draw Distance

↻	ZARDINI LACEDELLI Giulia	33.0cm
↻	CONSTANTINI Stefania	14.9cm
Total		47.9cm

Last Stone Draw Distance

↻	JACKSON Sophie	6.2cm
↻	DODDS Jennifer	57.5cm
Total		63.7cm

Time remaining: 8 minutes 11 seconds

Time remaining: 8 minutes 8 seconds

Time-out: End 8 - ITA stone 5

Shot Success Analysis

ITA - Italy		↻	↻	Game
4	CONSTANTINI Stefania	Draws	3 75%	4 100% 7 89%
		Take-outs	1 50%	8 91% 9 86%
		Total	4 69%	12 94% 16 88%
3	MATHIS Elena	Draws	0 -	5 100% 5 100%
		Take-outs	5 90%	6 79% 11 84%
		Total	5 90%	11 89% 16 89%
2	ROMEI Angela	Draws	2 88%	5 100% 7 96%
		Take-outs	5 80%	4 100% 9 89%
		Total	7 82%	9 100% 16 92%
1	ZARDINI LACEDELLI Giulia	Draws	9 86%	5 100% 14 91%
		Take-outs	1 100%	1 100% 2 100%
		Total	10 88%	6 100% 16 92%
A	LO DESERTO Marta	Draws	0 -	0 - 0 -
		Take-outs	0 -	0 - 0 -
		Total	0 -	0 - 0 -
Team		Draws	14 84%	19 100% 33 93%
		Take-outs	12 83%	19 89% 31 87%
		Total	26 84%	38 95% 64 90%

SCO - Scotland		↻	↻	Game
4	MORRISON Rebecca	Draws	4 81%	1 100% 5 85%
		Take-outs	2 50%	9 56% 11 55%
		Total	6 71%	10 60% 16 64%
3	DODDS Jennifer	Draws	1 100%	0 - 1 100%
		Take-outs	7 82%	8 88% 15 85%
		Total	8 84%	8 88% 16 86%
2	SINCLAIR Sophie	Draws	5 80%	0 - 5 80%
		Take-outs	5 85%	6 79% 11 82%
		Total	10 83%	6 79% 16 81%
1	JACKSON Sophie	Draws	8 84%	5 100% 13 90%
		Take-outs	1 100%	2 88% 3 92%
		Total	9 86%	7 96% 16 91%
A	AITKEN Gina	Draws	0 -	0 - 0 -
		Take-outs	0 -	0 - 0 -
		Total	0 -	0 - 0 -
Team		Draws	18 83%	6 100% 24 88%
		Take-outs	15 80%	25 74% 40 76%
		Total	33 82%	31 79% 64 80%

Note:
 Position and function for each team member:
4 = Fourth, **3** = Third, **2** = Second, **1** = Lead, **A** = Alternate, **S** = Skip, **V** = Vice-Skip

Legend:
 ↻ Clockwise ↻ Counter-clockwise **LSFE(*)** Last Stone First End
 X Unplayed/unfinished end due to concession

SUN 17 MAR 2024
Start Time 19:00

Round Robin Session 5 - Sheet B

WORLD CURLING

Game - Shot by Shot

End 1 ● **ITA - Italy** 0 + 0 (this end) = 0 ● **SCO - Scotland** 0 + 1 (this end) = 1

<p>1</p> <p>SCO: JACKSON S Draw ⤴ 100%</p>	<p>2</p> <p>ITA: ZARDINI LACEDELLI Take-out ⤴ 100%</p>	<p>3</p> <p>SCO: JACKSON S Take-out ⤴ 100%</p>	<p>4</p> <p>ITA: ZARDINI LACEDELLI Take-out ⤴ 100%</p>	<p>5</p> <p>SCO: SINCLAIR S Take-out ⤴ 100%</p>	<p>6</p> <p>ITA: ROMEI A Take-out ⤴ 0%</p>
<p>7</p> <p>SCO: SINCLAIR S Draw ⤴ 100%</p>	<p>8</p> <p>ITA: ROMEI A Take-out ⤴ 100%</p>	<p>9</p> <p>SCO: DODDS J Take-out ⤴ 100%</p>	<p>10</p> <p>ITA: MATHIS E Take-out ⤴ 100%</p>	<p>11</p> <p>SCO: DODDS J Take-out ⤴ 100%</p>	<p>12</p> <p>ITA: MATHIS E Take-out ⤴ 100%</p>
<p>13</p> <p>SCO: MORRISON R Take-out ⤴ 100%</p>	<p>14</p> <p>ITA: CONSTANTINI S Double Take-out ⤴ 50%</p>	<p>15</p> <p>SCO: MORRISON R Draw ⤴ 100%</p>	<p>16</p> <p>ITA: CONSTANTINI S Take-out ⤴ 25%</p>		

	ITA	SCO
Total Score	0	1
Time left	35:16	35:36

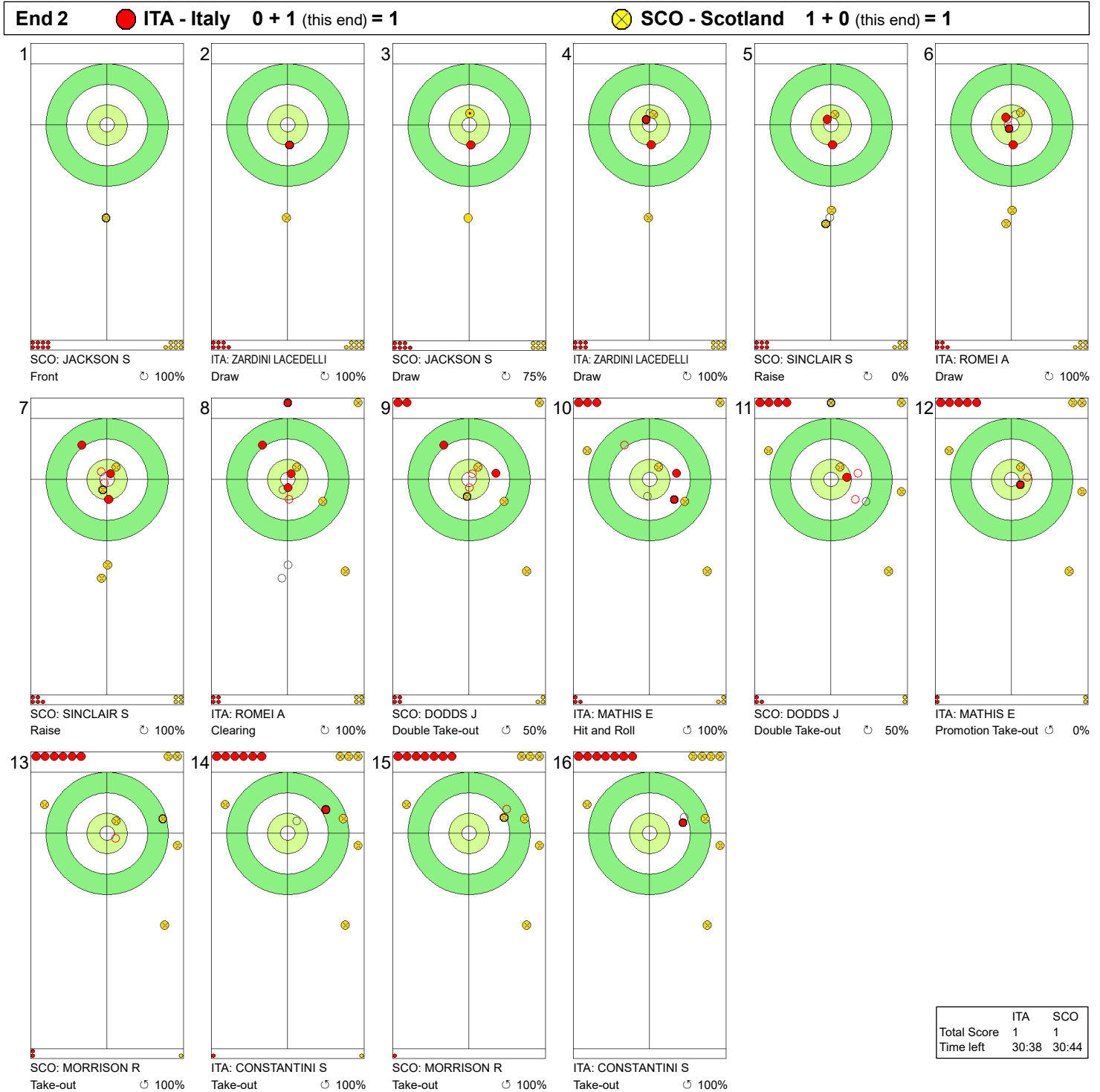
Legend:
 ⤴ Clockwise ⤵ Counter-clockwise - Not considered

SUN 17 MAR 2024
Start Time 19:00

Round Robin Session 5 - Sheet B

WORLD CURLING

Game - Shot by Shot



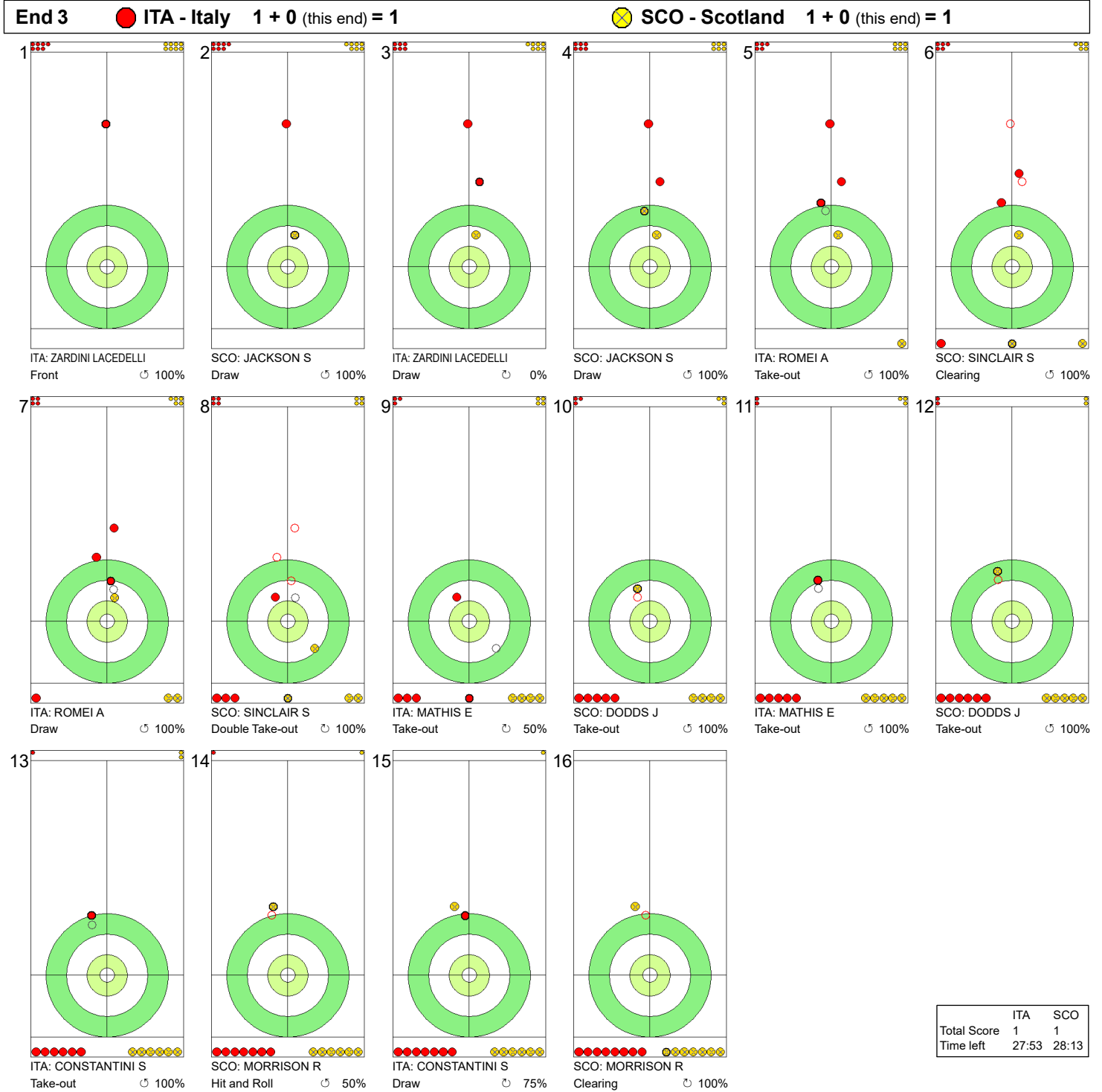
Legend:
 ↻ Clockwise ↺ Counter-clockwise - Not considered

SUN 17 MAR 2024
Start Time 19:00

Round Robin Session 5 - Sheet B

WORLD CURLING

Game - Shot by Shot



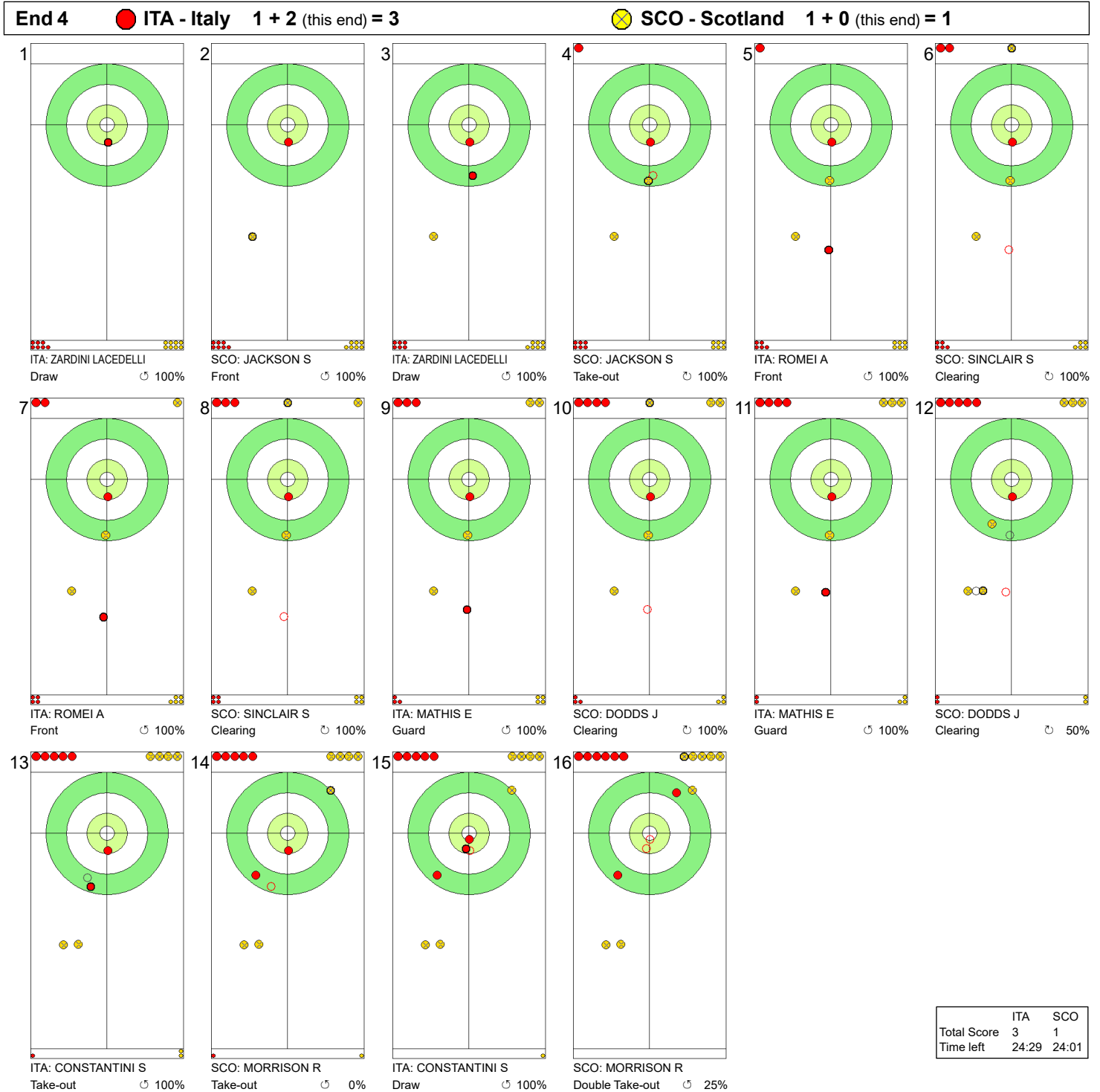
Legend:
 ↻ Clockwise ↺ Counter-clockwise - Not considered

SUN 17 MAR 2024
Start Time 19:00

Round Robin Session 5 - Sheet B

WORLD CURLING

Game - Shot by Shot



Legend:
 ↻ Clockwise ↺ Counter-clockwise - Not considered

SUN 17 MAR 2024
Start Time 19:00

Round Robin Session 5 - Sheet B

WORLD CURLING

Game - Shot by Shot

End 5 ● **ITA - Italy** **3 + 0** (this end) = **3** ● **SCO - Scotland** **1 + 1** (this end) = **2**

Shot	Player	Shot Type	Percentage
1	ITA: ZARDINI LACEDELLI	Draw	100%
2	SCO: JACKSON S	Front	100%
3	ITA: ZARDINI LACEDELLI	Guard	100%
4	SCO: JACKSON S	Hit and Roll	75%
5	ITA: ROMEI A	Hit and Roll	100%
6	SCO: SINCLAIR S	Double Take-out	50%
7	ITA: ROMEI A	Take-out	100%
8	SCO: SINCLAIR S	Take-out	50%
9	ITA: MATHIS E	Draw	100%
10	SCO: DODDS J	Take-out	100%
11	ITA: MATHIS E	Clearing	100%
12	SCO: DODDS J	Draw	100%
13	ITA: CONSTANTINI S	Take-out	100%
14	SCO: MORRISON R	Draw	50%
15	ITA: CONSTANTINI S	Draw	100%
16	SCO: MORRISON R	Draw	100%

	ITA	SCO
Total Score	3	2
Time left	20:43	20:18

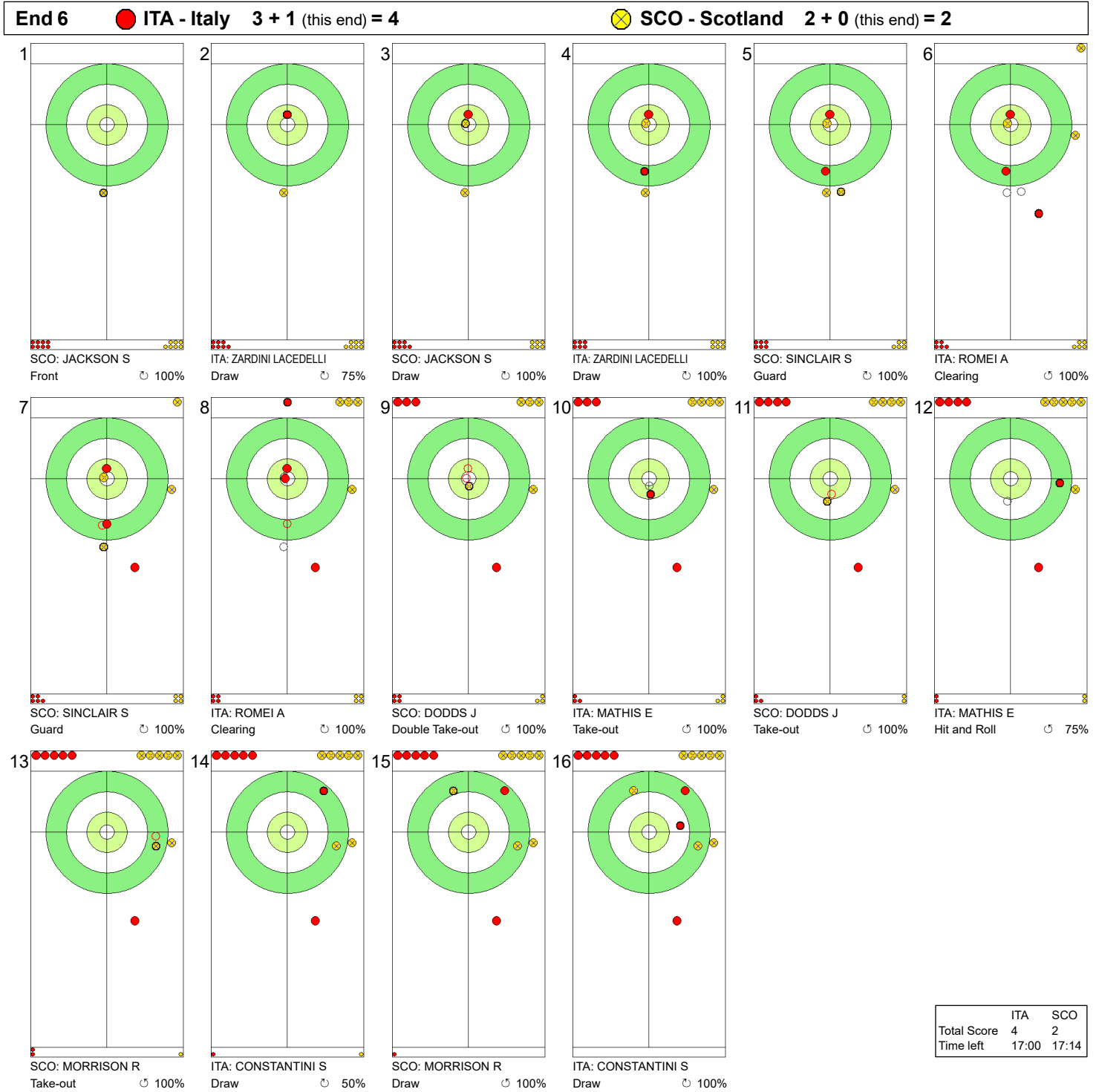
Legend:
 ↻ Clockwise ↺ Counter-clockwise - Not considered

SUN 17 MAR 2024
Start Time 19:00

Round Robin Session 5 - Sheet B

WORLD CURLING

Game - Shot by Shot



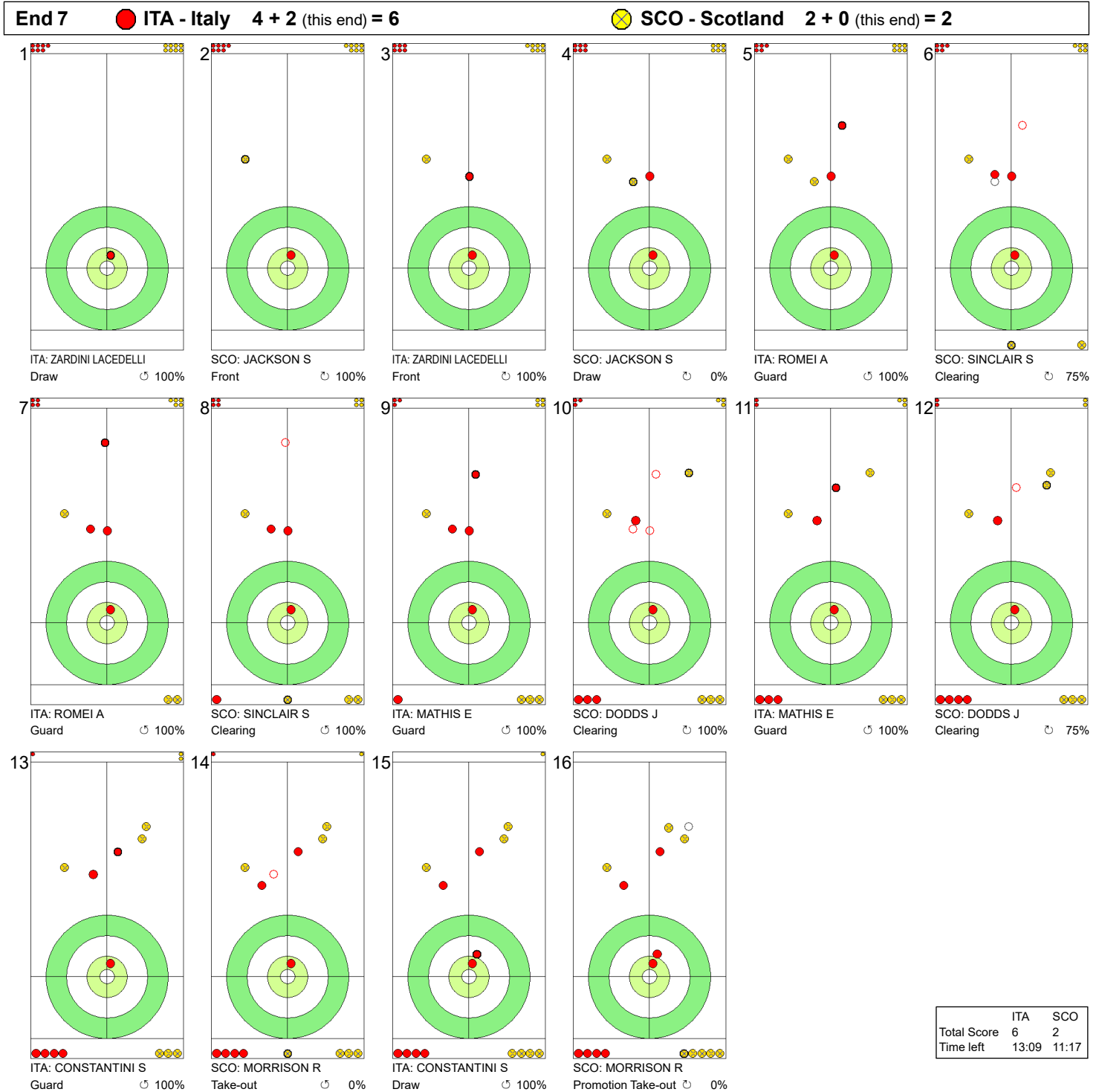
Legend:
 ↻ Clockwise ↺ Counter-clockwise - Not considered

SUN 17 MAR 2024
Start Time 19:00

Round Robin Session 5 - Sheet B

WORLD CURLING

Game - Shot by Shot



Legend:
 ↻ Clockwise ↺ Counter-clockwise - Not considered

SUN 17 MAR 2024
Start Time 19:00

Round Robin Session 5 - Sheet B

WORLD CURLING

Game - Shot by Shot

End 8 ● **ITA - Italy** 6 + 2 (this end) = 8 ● **SCO - Scotland** 2 + 0 (this end) = 2



	ITA	SCO
Total Score	8	2
Time left	8:11	8:08

Legend:
 ↻ Clockwise ↺ Counter-clockwise - Not considered

SUN 17 MAR 2024
Start Time 19:00

Round Robin Session 5 - Sheet C

Game Results

Sheet	Team	LSFE	1	2	3	4	5	6	7	8	9	10	Extra Ends	Total
C	SUI - Switzerland	*	5	1	0	2	0	1	X	X	X	X		9
	EST - Estonia		0	0	2	0	1	0	X	X	X	X		3

SUI - Switzerland		Shot Success Game	All
4 V	PAETZ Alina	81%	82%
3 S	TIRINZONI Silvana	88%	89%
2	WITSCHONKE Selina	90%	79%
1	HOWALD Carole	95%	92%
A	BERSET Stefanie	75%	75%
Team Total		88%	85%

EST - Estonia		Shot Success Game	All
4	TUVIKE Erika	79%	65%
3 V	LAIDSALU Kerli	65%	71%
2 S	TURMANN Liisa	69%	73%
1	GROSSMANN Heili	81%	78%
A	-	-	-
Team Total		73%	72%

Last Stone Draw		Distance
↻	WITSCHONKE Selina	30.4cm
↻	HOWALD Carole	28.1cm
Total		58.5cm

Last Stone Draw		Distance
↻	LAIDSALU Kerli	18.2cm
↻	TUVIKE Erika	111.4cm
Total		129.6cm

Time remaining: 17 minutes 45 seconds

Time remaining: 16 minutes 47 seconds

BERSET S replaced HOWALD C at the beginning of end 6

Shot Success Analysis

SUI - Switzerland		↻	↻	Game	
4	PAETZ Alina	Draws	3 67%	3 83%	6 75%
		Take-outs	3 100%	3 75%	6 88%
		Total	6 83%	6 79%	12 81%
3	TIRINZONI Silvana	Draws	2 88%	3 67%	5 75%
		Take-outs	2 100%	5 95%	7 96%
		Total	4 94%	8 84%	12 88%
2	WITSCHONKE Selina	Draws	2 100%	3 75%	5 85%
		Take-outs	3 100%	4 88%	7 93%
		Total	5 100%	7 82%	12 90%
1	HOWALD Carole	Draws	1 100%	8 94%	9 94%
		Take-outs	1 100%	0 -	1 100%
		Total	2 100%	8 94%	10 95%
A	BERSET Stefanie	Draws	1 75%	1 75%	2 75%
		Take-outs	0 -	0 -	0 -
		Total	1 75%	1 75%	2 75%
Team		Draws	9 83%	18 83%	27 83%
		Take-outs	9 100%	12 88%	21 93%
		Total	18 92%	30 85%	48 88%

EST - Estonia		↻	↻	Game	
4	TUVIKE Erika	Draws	6 79%	3 100%	9 86%
		Take-outs	1 25%	2 75%	3 58%
		Total	7 71%	5 90%	12 79%
3	LAIDSALU Kerli	Draws	5 55%	6 83%	11 70%
		Take-outs	1 0%	0 -	1 0%
		Total	6 46%	6 83%	12 65%
2	TURMANN Liisa	Draws	4 75%	4 69%	8 72%
		Take-outs	2 50%	2 75%	4 63%
		Total	6 67%	6 71%	12 69%
1	GROSSMANN Heili	Draws	5 90%	7 75%	12 81%
		Take-outs	0 -	0 -	0 -
		Total	5 90%	7 75%	12 81%
A -		Draws	0 -	0 -	0 -
		Take-outs	0 -	0 -	0 -
		Total	0 -	0 -	0 -
Team		Draws	20 75%	20 80%	40 78%
		Take-outs	4 31%	4 75%	8 53%
		Total	24 68%	24 79%	48 73%

Note:
Position and function for each team member:
4 = Fourth, 3 = Third, 2 = Second, 1 = Lead, A = Alternate, S = Skip, V = Vice-Skip

Legend:
↻ Clockwise ↻ Counter-clockwise LSFE(*) Last Stone First End
X Unplayed/unfinished end due to concession

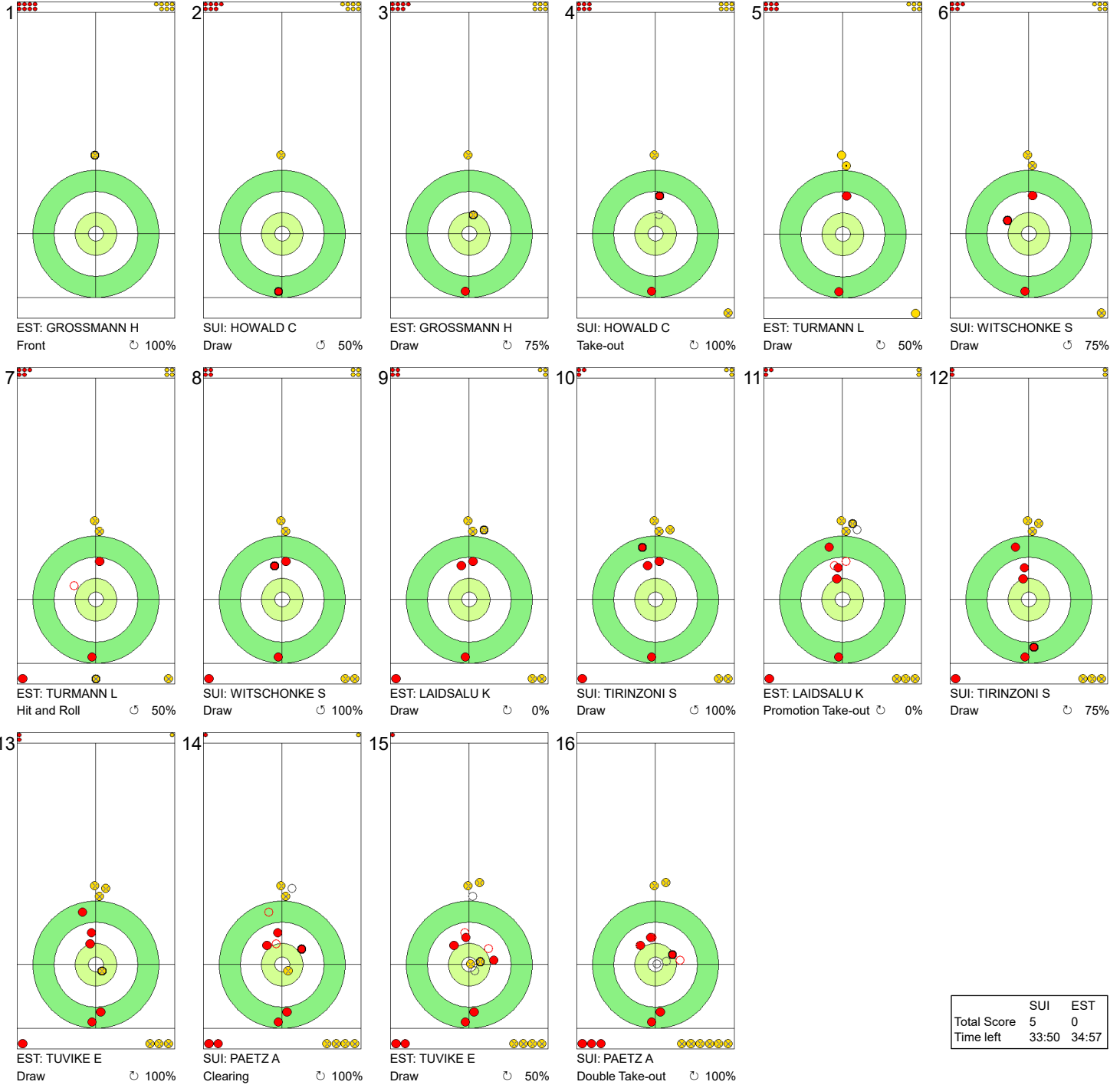
SUN 17 MAR 2024
Start Time 19:00

Round Robin Session 5 - Sheet C

WORLD CURLING

Game - Shot by Shot

End 1 **SUI - Switzerland** 0 + 5 (this end) = 5 **EST - Estonia** 0 + 0 (this end) = 0



	SUI	EST
Total Score	5	0
Time left	33:50	34:57

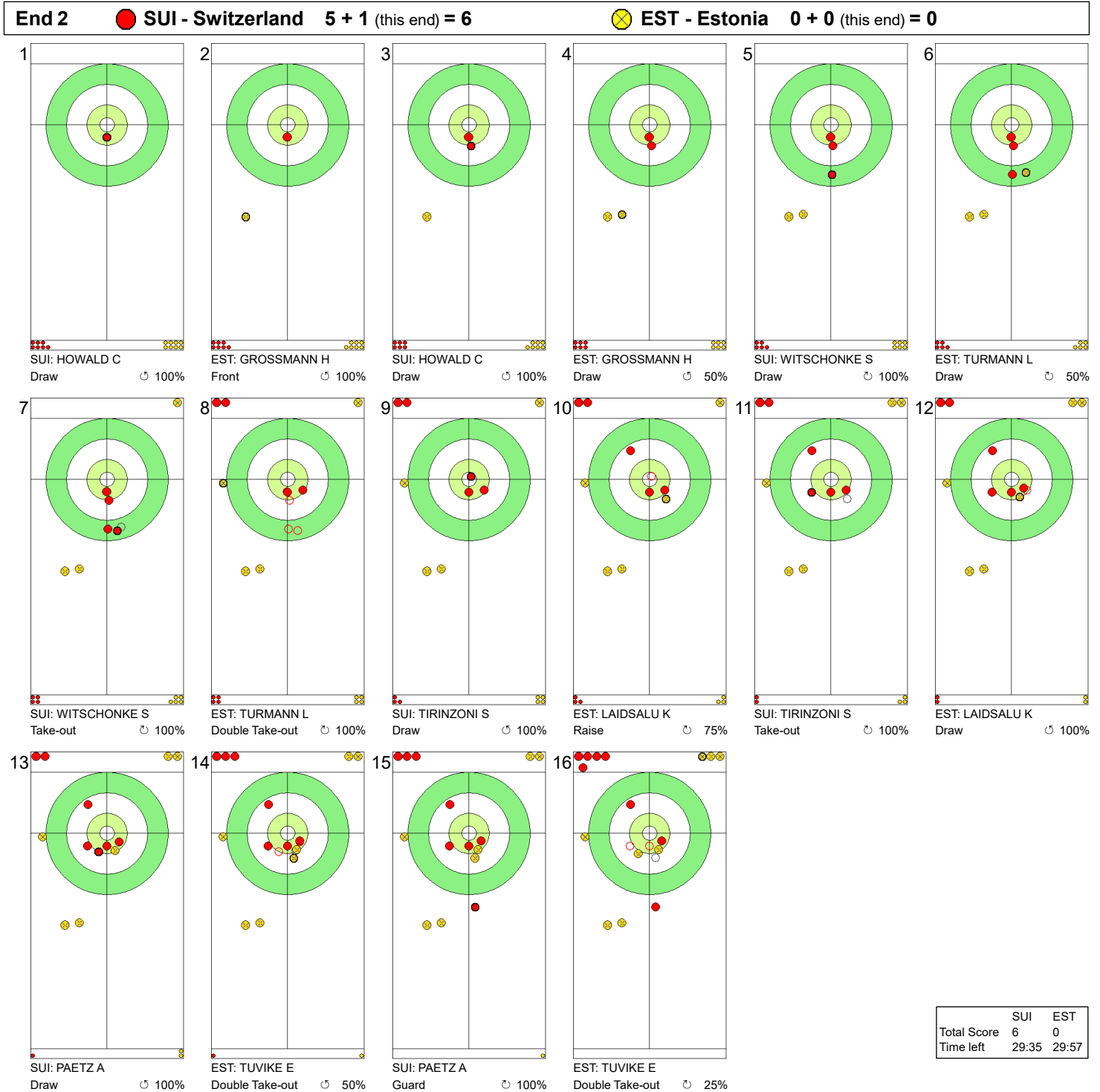
Legend:
 ↻ Clockwise ↺ Counter-clockwise - Not considered

SUN 17 MAR 2024
Start Time 19:00

Round Robin Session 5 - Sheet C

WORLD CURLING

Game - Shot by Shot



Legend:
 ↻ Clockwise ↺ Counter-clockwise - Not considered

SUN 17 MAR 2024
Start Time 19:00

Round Robin Session 5 - Sheet C

WORLD CURLING

Game - Shot by Shot

End 3 **SUI - Switzerland 6 + 0 (this end) = 6** **EST - Estonia 0 + 2 (this end) = 2**



	SUI	EST
Total Score	6	2
Time left	26:30	27:09

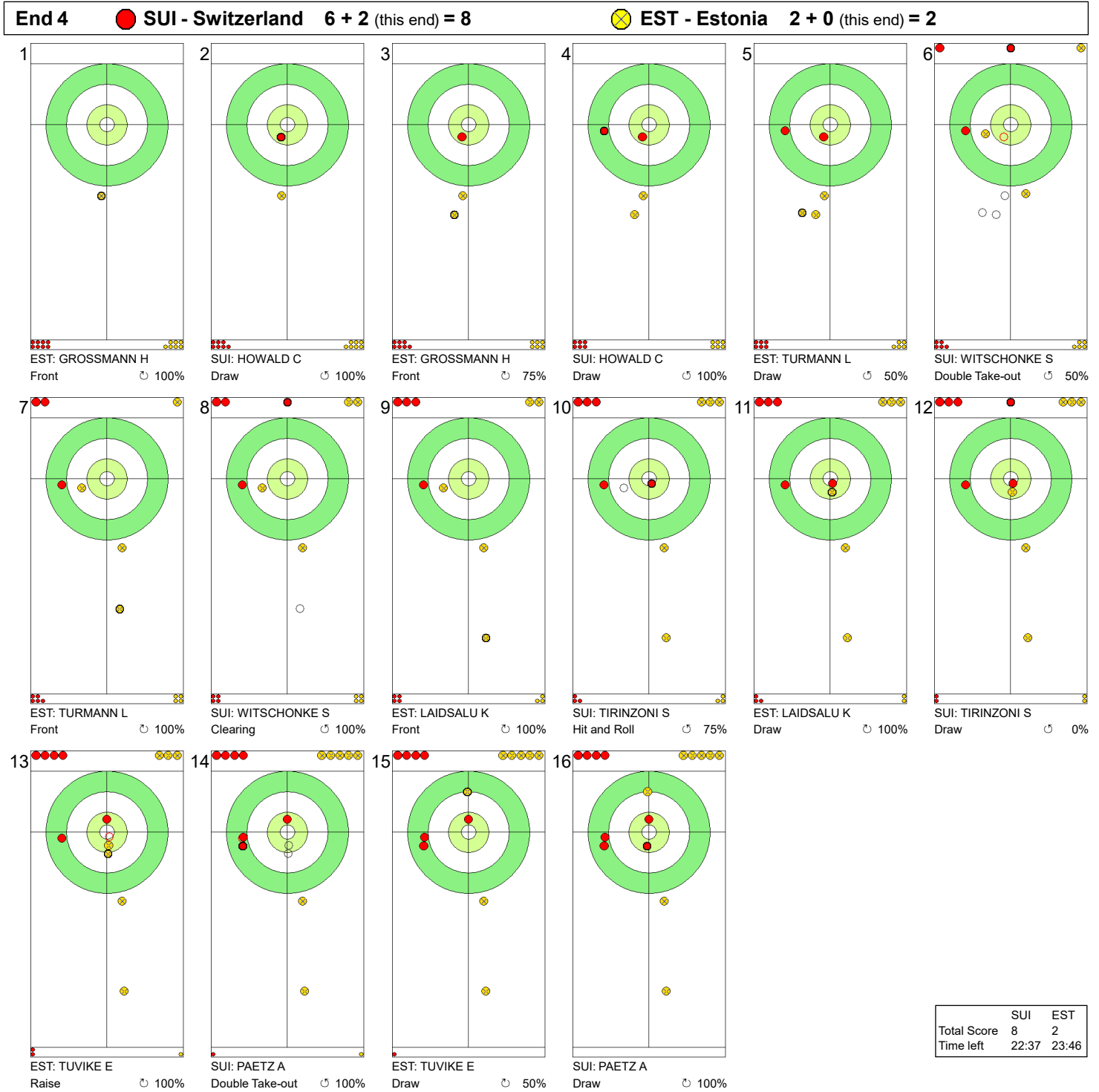
Legend:
 ↻ Clockwise ↺ Counter-clockwise - Not considered

SUN 17 MAR 2024
Start Time 19:00

Round Robin Session 5 - Sheet C

WORLD CURLING

Game - Shot by Shot



Legend:
 Clockwise Counter-clockwise - Not considered

SUN 17 MAR 2024
Start Time 19:00

Round Robin Session 5 - Sheet C

Game - Shot by Shot

End 5 ● **SUI - Switzerland 8 + 0 (this end) = 8** ⊗ **EST - Estonia 2 + 1 (this end) = 3**



	SUI	EST
Total Score	8	3
Time left	19:47	20:08

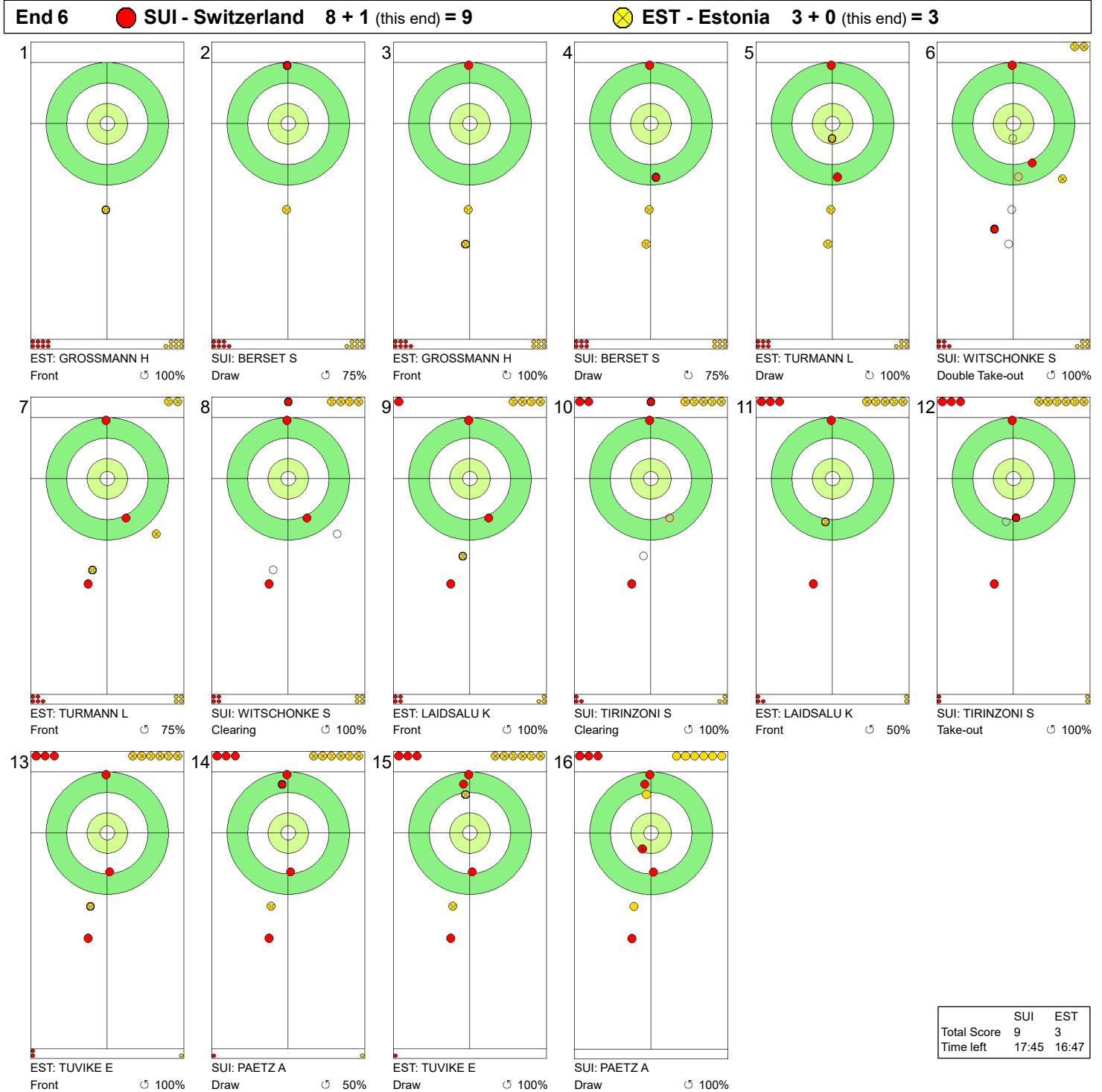
Legend:
↻ Clockwise ↺ Counter-clockwise - Not considered

SUN 17 MAR 2024
Start Time 19:00

Round Robin Session 5 - Sheet C

WORLD CURLING

Game - Shot by Shot



Legend:
 ↻ Clockwise ↺ Counter-clockwise - Not considered

SUN 17 MAR 2024
Start Time 19:00

Round Robin Session 5 - Sheet D

Game Results

Sheet	Team	LSFE	1	2	3	4	5	6	7	8	9	10	Extra Ends	Total
D	NOR - Norway		0	0	0	2	0	0	2	0	0	1		5
	USA - United States	*	1	0	2	0	0	2	0	1	1	0		7

NOR - Norway		Shot Success	Game	All
4 V	SKASLIEN Kristin	80%		77%
3 S	ROERVIK Marianne	86%		83%
2	HASLEV NORDBYE Mille	75%		84%
1	ROENNING Martine	99%		90%
A	FORBREGD Ingeborg	-		-
Team Total		85%		83%

USA - United States		Shot Success	Game	All
4 S	PETERSON Tabitha	85%		77%
3 V	THIESSE Cory	81%		77%
2	PETERSON Tara	94%		85%
1	HAMILTON Becca	90%		82%
A	PERSINGER Vicky	-		-
Team Total		88%		80%

Last Stone Draw Distance

⌚	HASLEV NORDBYE Mille	145.6cm
⌚	ROERVIK Marianne	60.8cm
Total		206.4cm

Last Stone Draw Distance

⌚	PETERSON Tabitha	24.0cm
⌚	THIESSE Cory	7.8cm
Total		31.8cm

Time remaining: 1 minute 57 seconds

Time remaining: 2 minutes 7 seconds

Time-out: End 10 - USA stone 5

Shot Success Analysis

NOR - Norway		⌚	⌚	Game
4	SKASLIEN Kristin	Draws 2 100%	9 61%	11 68%
		Take-outs 3 92%	5 100%	8 97%
		Total 5 95%	14 75%	19 80%
3	ROERVIK Marianne	Draws 4 100%	5 90%	9 94%
		Take-outs 7 86%	4 69%	11 80%
		Total 11 91%	9 81%	20 86%
2	HASLEV NORDBYE Mille	Draws 3 67%	5 65%	8 66%
		Take-outs 6 79%	6 83%	12 81%
		Total 9 75%	11 75%	20 75%
1	ROENNING Martine	Draws 7 96%	9 100%	16 98%
		Take-outs 1 100%	3 100%	4 100%
		Total 8 97%	12 100%	20 99%
A	FORBREGD Ingeborg	Draws 0 -	0 -	0 -
		Take-outs 0 -	0 -	0 -
		Total 0 -	0 -	0 -
Team		Draws 16 92%	28 79%	44 84%
		Take-outs 17 85%	18 88%	35 86%
		Total 33 89%	46 83%	79 85%

USA - United States		⌚	⌚	Game
4	PETERSON Tabitha	Draws 0 -	6 96%	6 96%
		Take-outs 4 81%	10 80%	14 80%
		Total 4 81%	16 86%	20 85%
3	THIESSE Cory	Draws 2 63%	2 100%	4 81%
		Take-outs 10 78%	6 88%	16 81%
		Total 12 75%	8 91%	20 81%
2	PETERSON Tara	Draws 1 75%	2 100%	3 92%
		Take-outs 10 90%	7 100%	17 94%
		Total 11 89%	9 100%	20 94%
1	HAMILTON Becca	Draws 0 -	16 94%	16 94%
		Take-outs 3 67%	1 100%	4 75%
		Total 3 67%	17 94%	20 90%
A	PERSINGER Vicky	Draws 0 -	0 -	0 -
		Take-outs 0 -	0 -	0 -
		Total 0 -	0 -	0 -
Team		Draws 3 67%	26 95%	29 92%
		Take-outs 27 81%	24 89%	51 85%
		Total 30 80%	50 92%	80 88%

Note:
Position and function for each team member:
4 = Fourth, 3 = Third, 2 = Second, 1 = Lead, A = Alternate, S = Skip, V = Vice-Skip

Legend:
⌚ Clockwise ⌚ Counter-clockwise LSFE(*) Last Stone First End

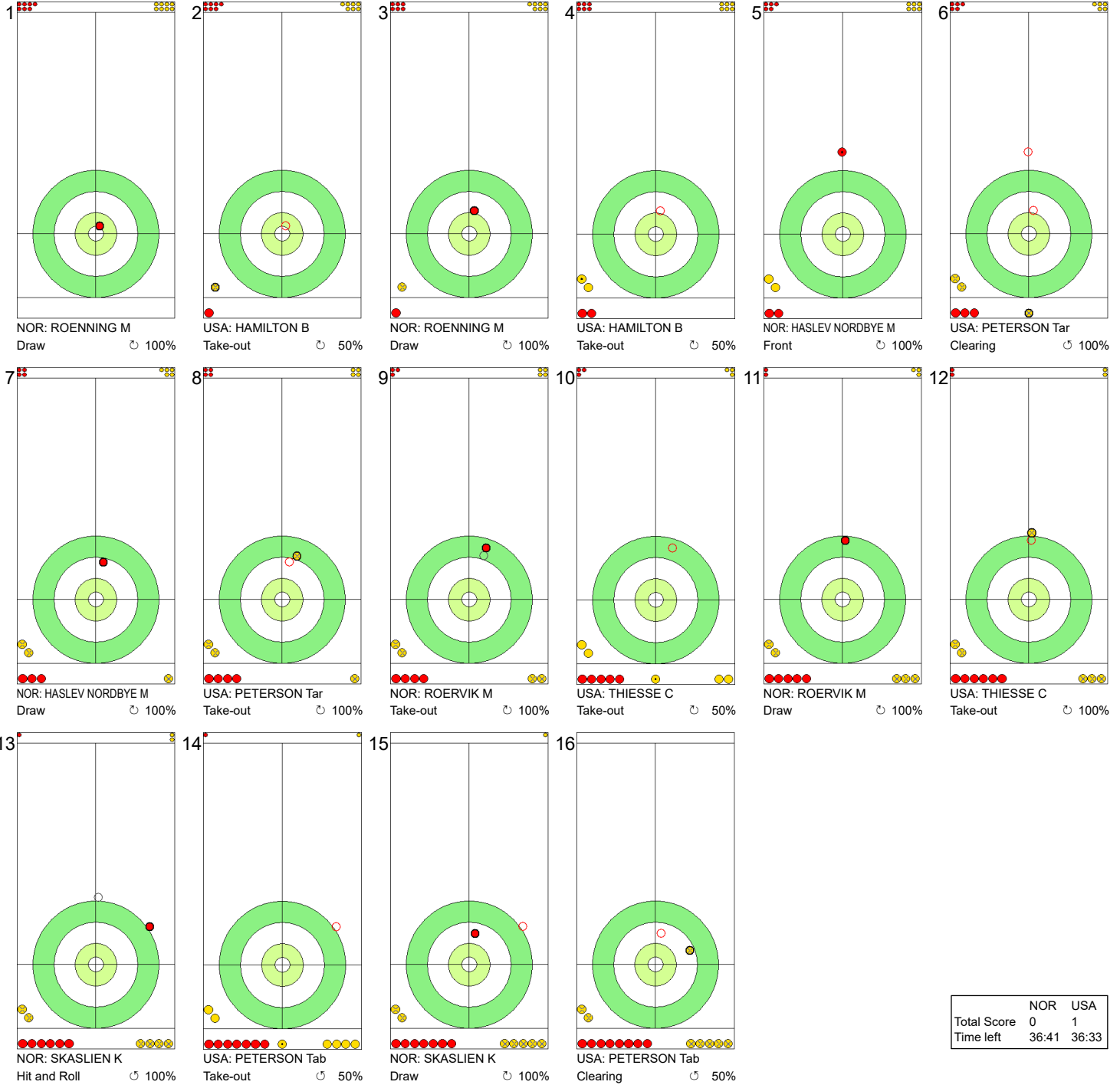
SUN 17 MAR 2024
Start Time 19:00

Round Robin Session 5 - Sheet D

WORLD CURLING

Game - Shot by Shot

End 1 **NOR - Norway** 0 + 0 (this end) = 0 **USA - United States** 0 + 1 (this end) = 1



	NOR	USA
Total Score	0	1
Time left	36:41	36:33

Legend:
 Clockwise Counter-clockwise - Not considered

SUN 17 MAR 2024
Start Time 19:00

Round Robin Session 5 - Sheet D

WORLD CURLING

Game - Shot by Shot

End 2 ● NOR - Norway 0 + 0 (this end) = 0			⊗ USA - United States 1 + 0 (this end) = 1		
1		2		3	
4		5		6	
7		8		9	
10		11		12	
13		14		15	
16					

	NOR	USA
Total Score	0	1
Time left	34:39	34:51

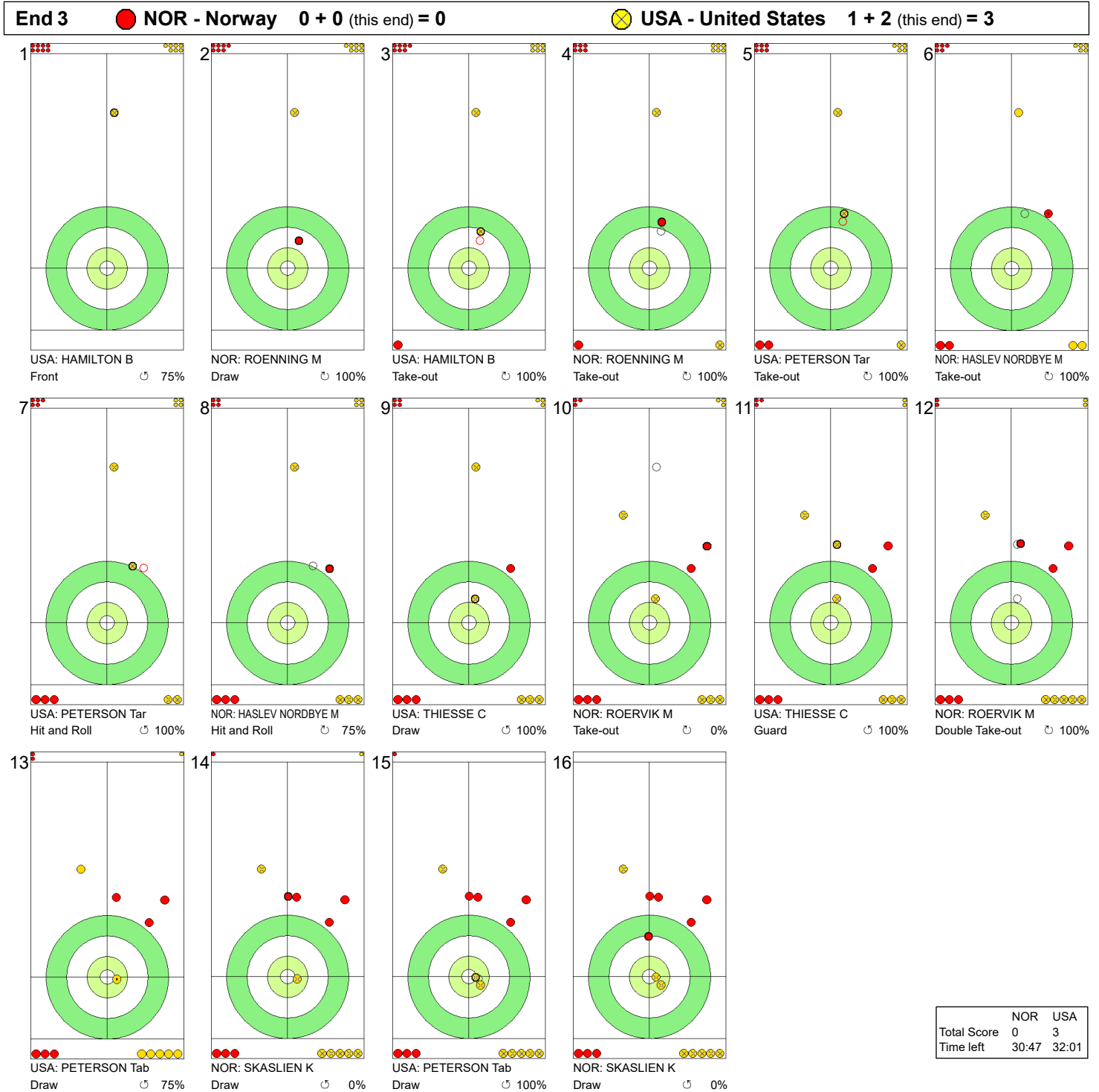
Legend:
↻ Clockwise ↺ Counter-clockwise - Not considered

SUN 17 MAR 2024
Start Time 19:00

Round Robin Session 5 - Sheet D

WORLD CURLING

Game - Shot by Shot



Legend:
 ↻ Clockwise ↺ Counter-clockwise - Not considered

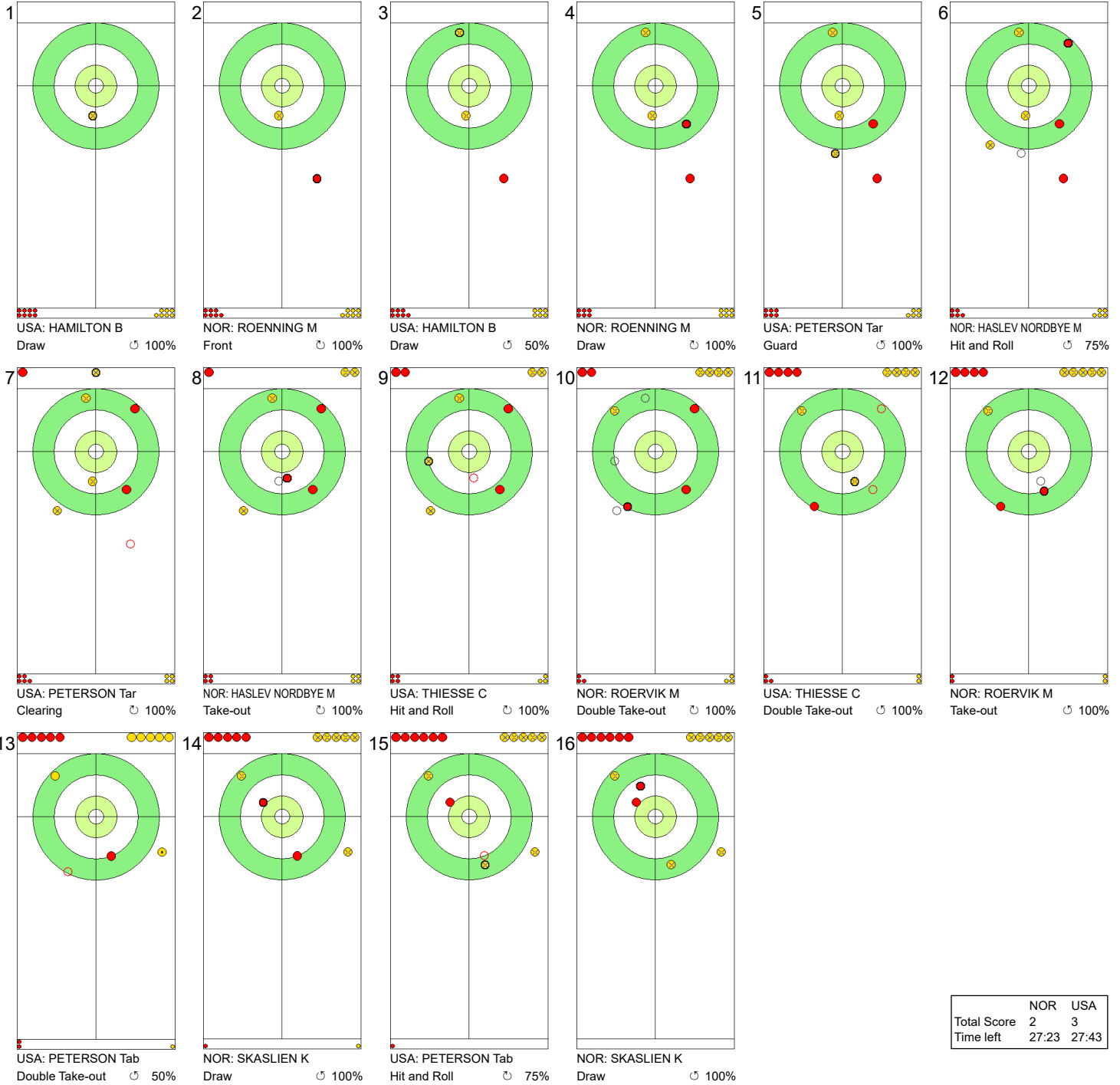
SUN 17 MAR 2024
Start Time 19:00

Round Robin Session 5 - Sheet D

WORLD CURLING

Game - Shot by Shot

End 4 **NOR - Norway** 0 + 2 (this end) = 2 **USA - United States** 3 + 0 (this end) = 3



	NOR	USA
Total Score	2	3
Time left	27:23	27:43

Legend:
 ↻ Clockwise ↺ Counter-clockwise - Not considered

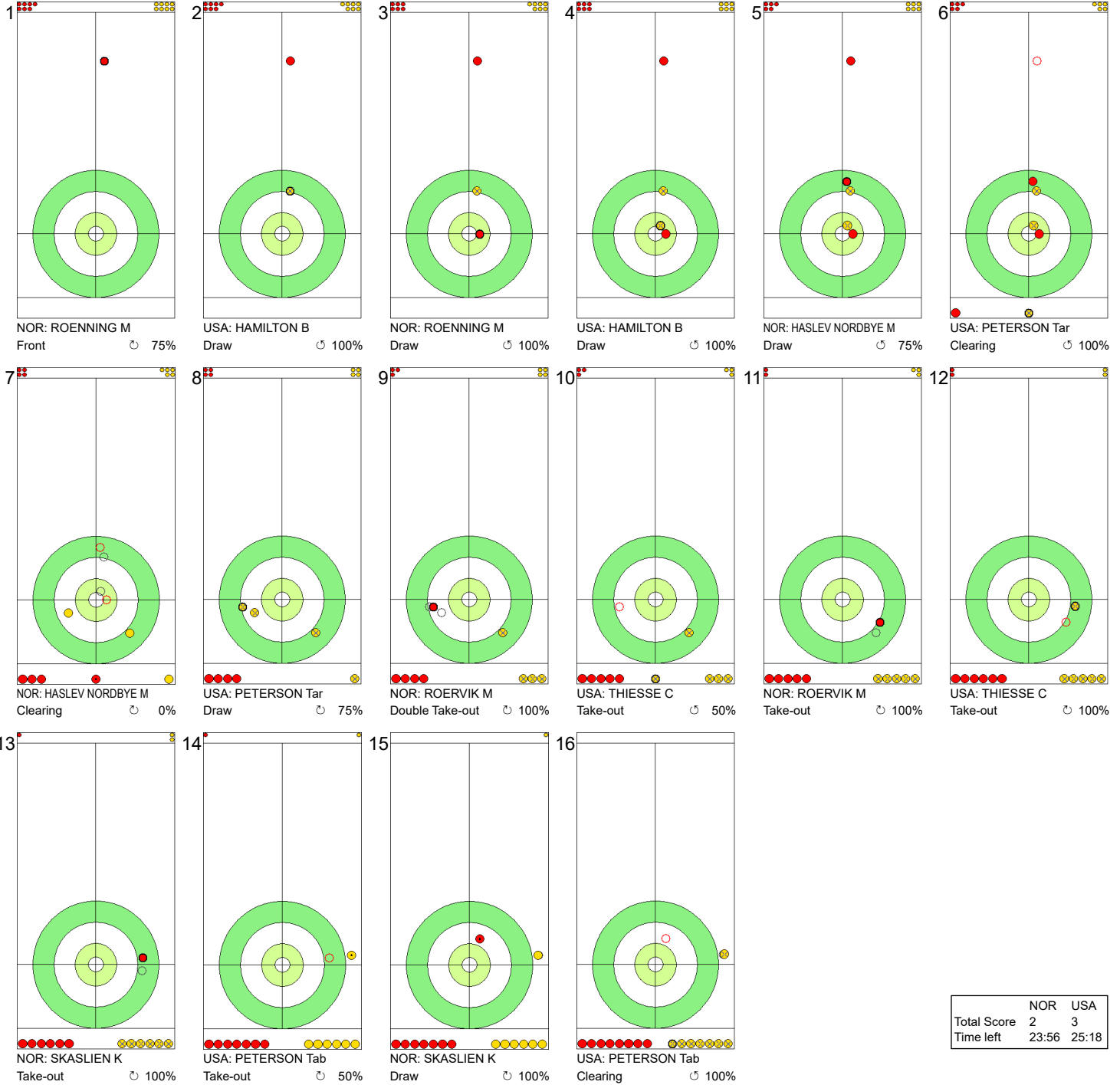
SUN 17 MAR 2024
Start Time 19:00

Round Robin Session 5 - Sheet D

WORLD CURLING

Game - Shot by Shot

End 5 **NOR - Norway** 2 + 0 (this end) = 2 **USA - United States** 3 + 0 (this end) = 3



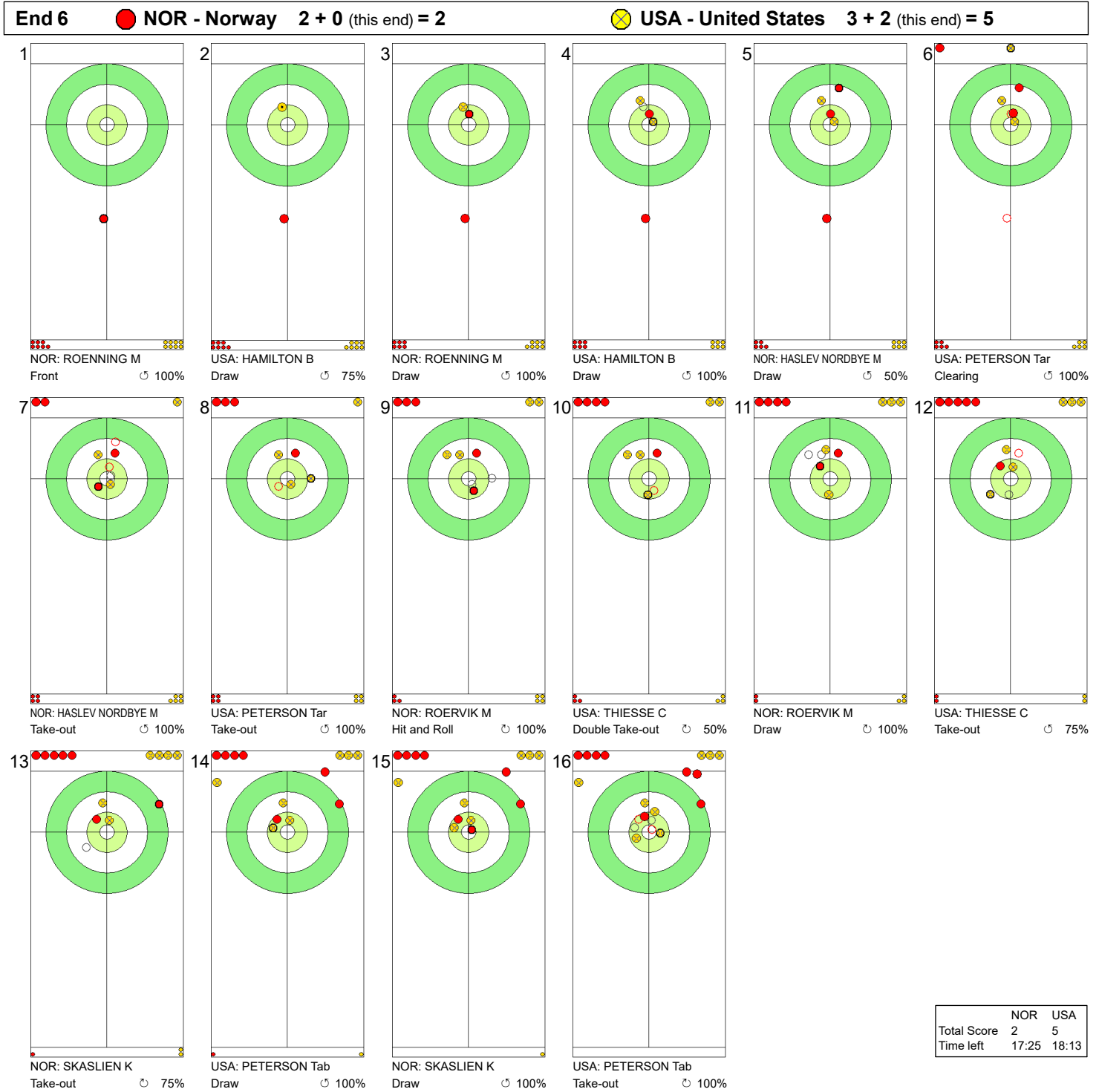
	NOR	USA
Total Score	2	3
Time left	23:56	25:18

Legend:
 ↻ Clockwise ↺ Counter-clockwise - Not considered

SUN 17 MAR 2024
Start Time 19:00

Round Robin Session 5 - Sheet D

Game - Shot by Shot



Legend:
 ↻ Clockwise ↺ Counter-clockwise - Not considered

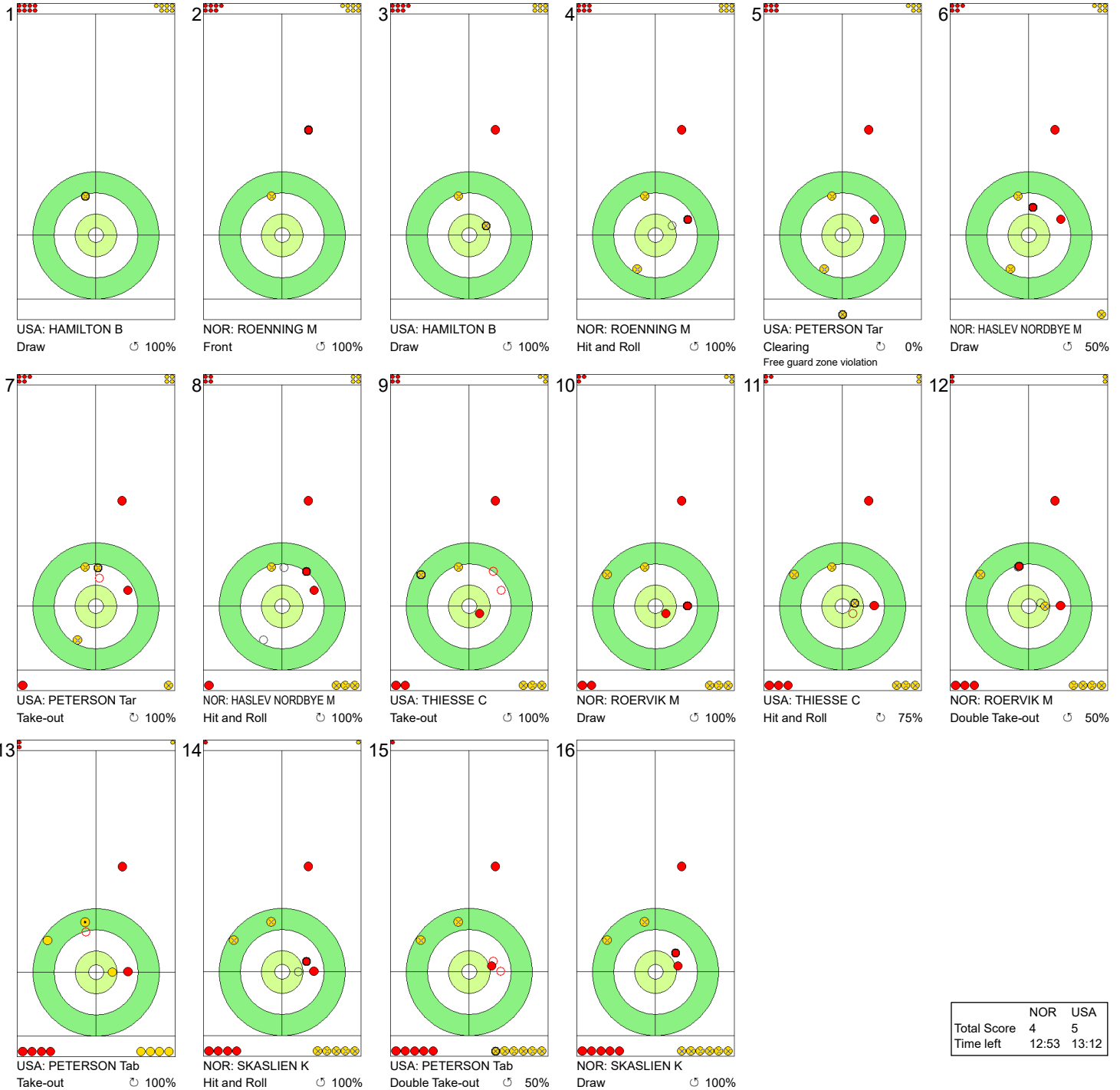
SUN 17 MAR 2024
Start Time 19:00

Round Robin Session 5 - Sheet D

WORLD CURLING

Game - Shot by Shot

End 7 **NOR - Norway 2 + 2 (this end) = 4** **USA - United States 5 + 0 (this end) = 5**



	NOR	USA
Total Score	4	5
Time left	12:53	13:12

Legend:
 ↻ Clockwise ↺ Counter-clockwise - Not considered

SUN 17 MAR 2024
Start Time 19:00

Round Robin Session 5 - Sheet D

WORLD CURLING

Game - Shot by Shot

End 8 **NOR - Norway 4 + 0 (this end) = 4** **USA - United States 5 + 1 (this end) = 6**



	NOR	USA
Total Score	4	6
Time left	8:55	10:43

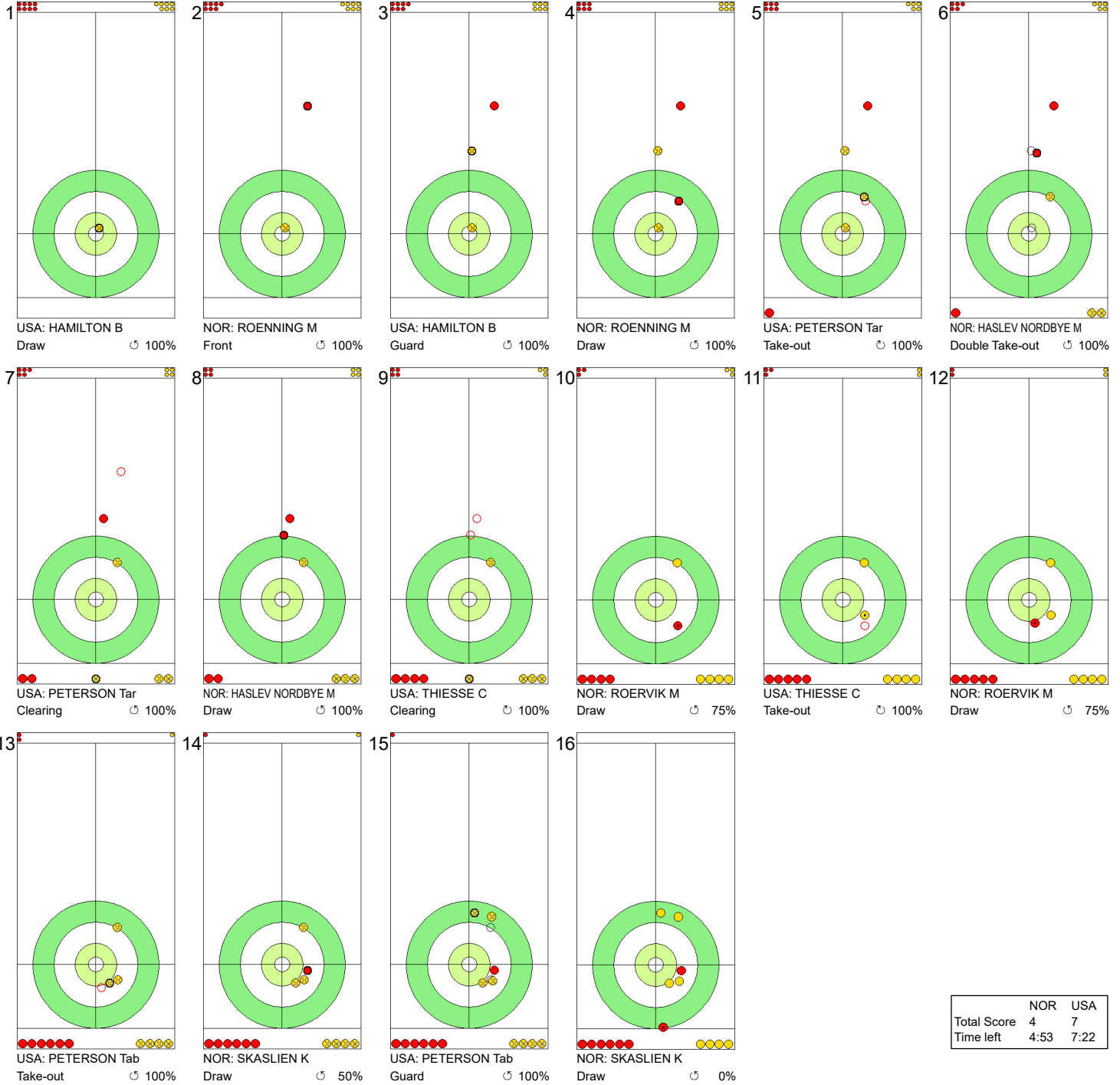
Legend:
 ↻ Clockwise ↺ Counter-clockwise - Not considered

SUN 17 MAR 2024
Start Time 19:00

Round Robin Session 5 - Sheet D

Game - Shot by Shot

End 9 **NOR - Norway** 4 + 0 (this end) = 4 **USA - United States** 6 + 1 (this end) = 7



	NOR	USA
Total Score	4	7
Time left	4:53	7:22

Legend:
 ↻ Clockwise ↺ Counter-clockwise - Not considered

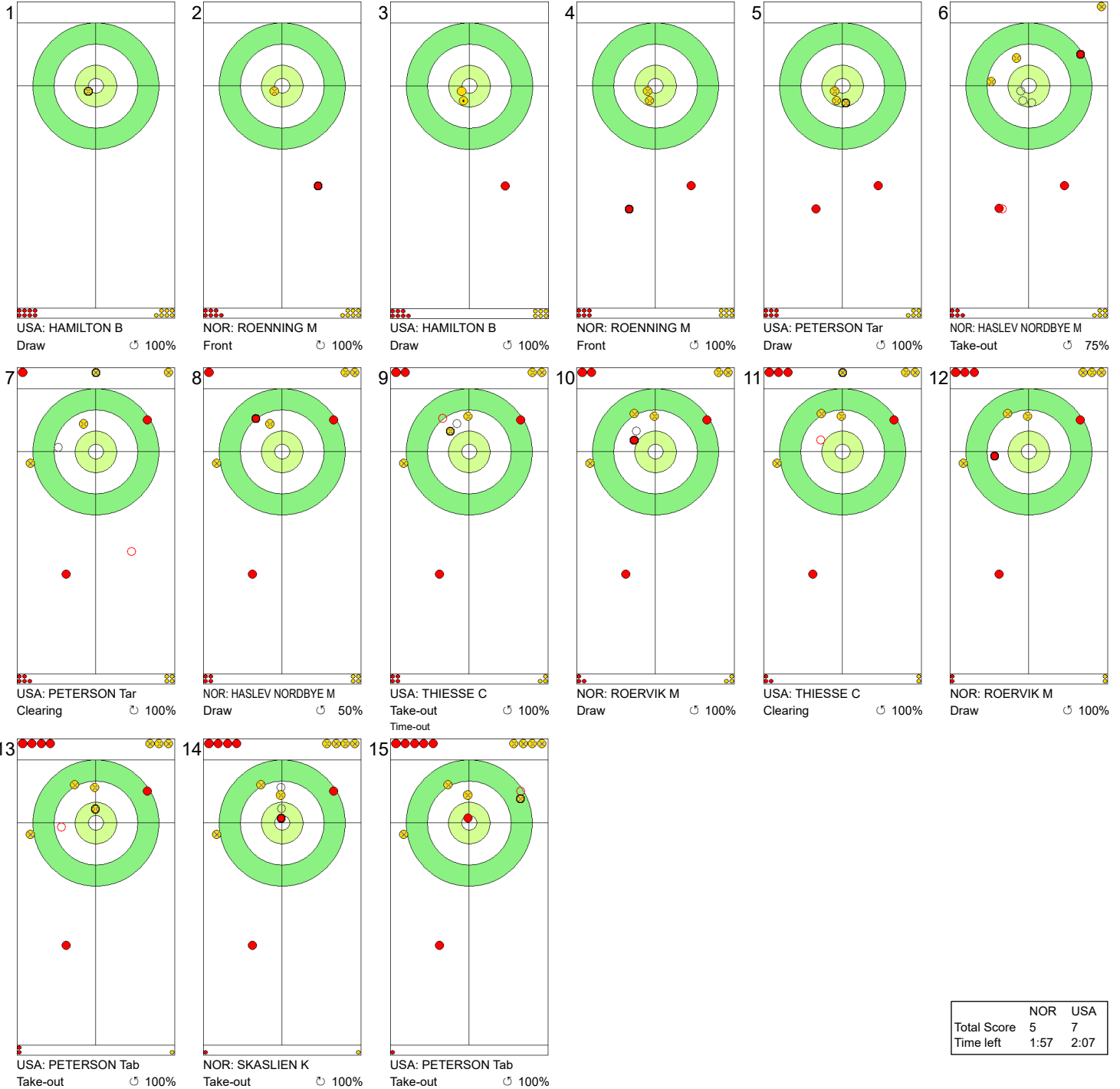
SUN 17 MAR 2024
Start Time 19:00

Round Robin Session 5 - Sheet D

WORLD CURLING

Game - Shot by Shot

End 10 **NOR - Norway** 4 + 1 (this end) = 5 **USA - United States** 7 + 0 (this end) = 7



	NOR	USA
Total Score	5	7
Time left	1:57	2:07

Legend:
 ↻ Clockwise ↺ Counter-clockwise - Not considered

SUN 17 MAR 2024
Start Time 14:00

Round Robin Session 4

**WORLD
CURLING**

Session Results and Standings

Sheet	Team	LSD/LSFE	1	2	3	4	5	6	7	8	9	10	Extra Ends	Total
A	KOR - Korea	36.5cm *	3	0	0	3	0	0	2	4	X	X		12
	NZL - New Zealand	85.6cm	0	1	0	0	2	1	0	0	X	X		4
B	JPN - Japan	94.5cm *	0	0	2	0	0	0	1	1	0	0		4
	TUR - Türkiye	251.6cm	1	0	0	0	0	3	0	0	0	2		6
C	CAN - Canada	78.0cm	0	2	0	2	0	2	0	3	1	X		10
	USA - United States	36.2cm *	2	0	1	0	1	0	2	0	0	X		6
D	SWE - Sweden	134.7cm	0	0	0	1	0	1	1	0	1	0		4
	ITA - Italy	40.0cm *	0	2	0	0	1	0	0	1	0	2		6

Current Standings

Rank	Team	Games	Wins	Losses
1	CAN - Canada	3	3	0
2	ITA - Italy	2	2	0
2	SUI - Switzerland	2	2	0
4	KOR - Korea	3	2	1
5	DEN - Denmark	2	1	1
5	JPN - Japan	2	1	1
5	NOR - Norway	2	1	1
5	SCO - Scotland	2	1	1
9	NZL - New Zealand	3	1	2
9	TUR - Türkiye	3	1	2
9	USA - United States	3	1	2
12	EST - Estonia	2	0	2
13	SWE - Sweden	3	0	3

Attendance

Session: 1'914 Total: 7'567

Note:
Under WCF rules, tie-breaking rules for standings are not applied until after the last game of the round robin.

Legend:
LSD Last Stone Draw **LSFE(*)** Last Stone First End **X** Unplayed/unfinished end due to concession

SUN 17 MAR 2024
Start Time 14:00

Round Robin Session 4 - Sheet A

WORLD CURLING

Game Results

Sheet	Team	LSFE	1	2	3	4	5	6	7	8	9	10	Extra Ends	Total
A	KOR - Korea	*	3	0	0	3	0	0	2	4	X	X		12
	NZL - New Zealand		0	1	0	0	2	1	0	0	X	X		4

KOR - Korea		Shot Success Game	All
4 S	GIM Eunji	77%	67%
3 V	KIM Minji	89%	82%
2	SEOL Yeji	88%	88%
1	SEOL Yeeun	84%	85%
A	KIM Suji	-	78%
Team Total		84%	79%

NZL - New Zealand		Shot Success Game	All
4 S	SMITH Jessica	63%	71%
3	SMITH Courtney	66%	71%
2 V	BECKER Bridget	50%	66%
1	THOMPSON Holly	80%	77%
A	THURLOW Natalie	-	-
Team Total		64%	72%

Last Stone Draw		Distance
↻	GIM Eunji	33.8cm
↻	KIM Minji	2.7cm
Total		36.5cm

Last Stone Draw		Distance
↻	SMITH Jessica	53.3cm
↻	THOMPSON Holly	32.3cm
Total		85.6cm

Time remaining: 13 minutes 32 seconds

Time remaining: 12 minutes 41 seconds

Shot Success Analysis

KOR - Korea		↻	↻	Game
4	GIM Eunji	Draws 2 100%	4 50%	6 67%
		Take-outs 2 88%	8 81%	10 83%
		Total 4 94%	12 71%	16 77%
3	KIM Minji	Draws 2 100%	2 63%	4 81%
		Take-outs 6 92%	6 92%	12 92%
		Total 8 94%	8 84%	16 89%
2	SEOL Yeji	Draws 1 100%	4 63%	5 70%
		Take-outs 6 100%	5 90%	11 95%
		Total 7 100%	9 78%	16 88%
1	SEOL Yeeun	Draws 3 67%	10 85%	13 81%
		Take-outs 1 100%	2 100%	3 100%
		Total 4 75%	12 88%	16 84%
A	KIM Suji	Draws 0 -	0 -	0 -
		Take-outs 0 -	0 -	0 -
		Total 0 -	0 -	0 -
Team		Draws 8 88%	20 71%	28 76%
		Take-outs 15 95%	21 88%	36 91%
		Total 23 92%	41 80%	64 84%

NZL - New Zealand		↻	↻	Game
4	SMITH Jessica	Draws 3 33%	1 100%	4 50%
		Take-outs 10 75%	2 25%	12 67%
		Total 13 65%	3 50%	16 63%
3	SMITH Courtney	Draws 0 -	3 42%	3 42%
		Take-outs 10 78%	3 50%	13 71%
		Total 10 78%	6 46%	16 66%
2	BECKER Bridget	Draws 2 50%	4 56%	6 54%
		Take-outs 3 83%	7 32%	10 48%
		Total 5 70%	11 41%	16 50%
1	THOMPSON Holly	Draws 8 78%	7 86%	15 82%
		Take-outs 1 50%	0 -	1 50%
		Total 9 75%	7 86%	16 80%
A	THURLOW Natalie	Draws 0 -	0 -	0 -
		Take-outs 0 -	0 -	0 -
		Total 0 -	0 -	0 -
Team		Draws 13 63%	15 70%	28 67%
		Take-outs 24 76%	12 35%	36 63%
		Total 37 72%	27 55%	64 64%

Note:
Position and function for each team member:
4 = Fourth, 3 = Third, 2 = Second, 1 = Lead, A = Alternate, S = Skip, V = Vice-Skip

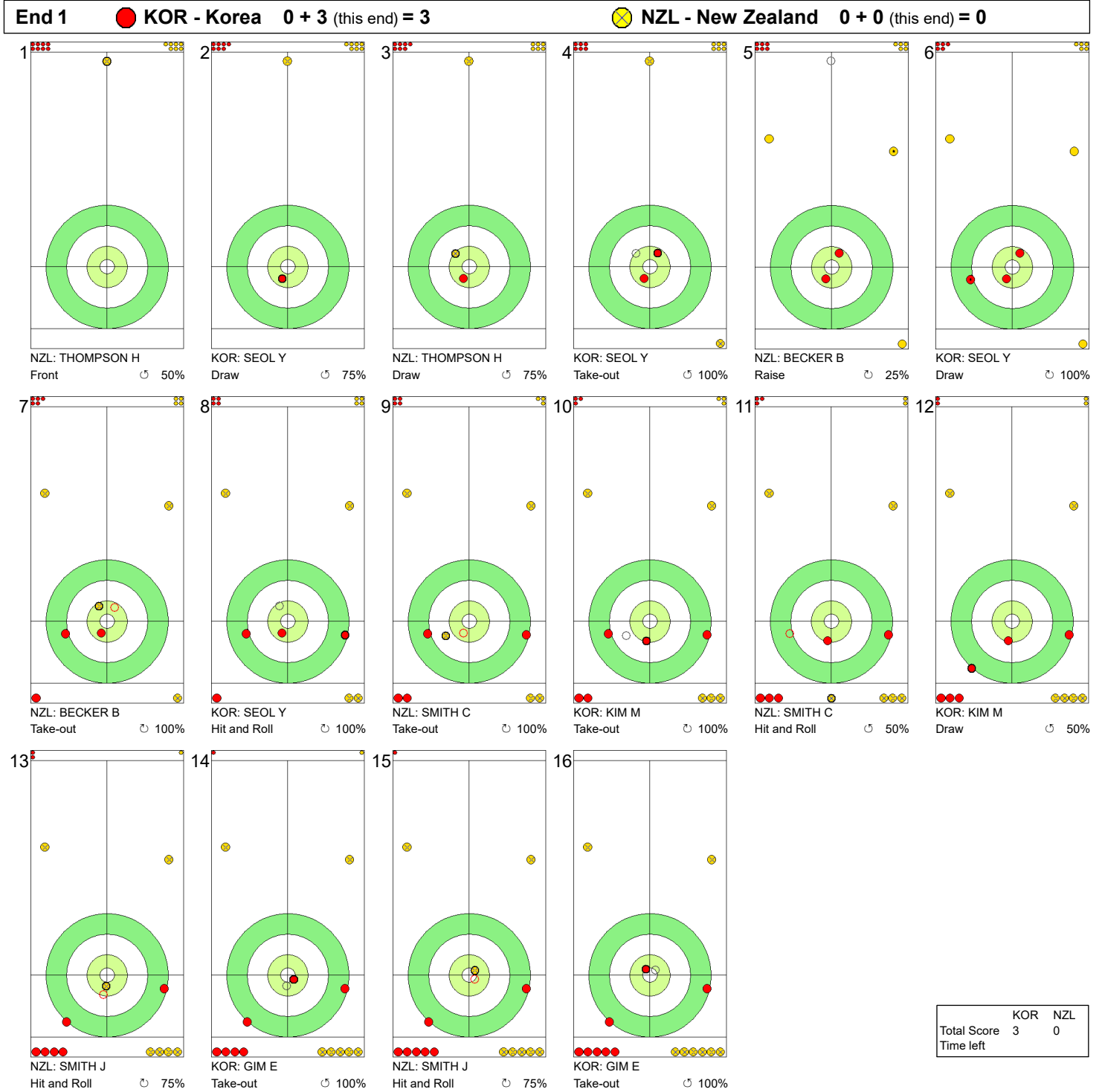
Legend:
↻ Clockwise ↻ Counter-clockwise LSFE(*) Last Stone First End
X Unplayed/unfinished end due to concession

SUN 17 MAR 2024
Start Time 14:00

Round Robin Session 4 - Sheet A

WORLD CURLING

Game - Shot by Shot



Legend:
 ⌚ Clockwise ⌚ Counter-clockwise - Not considered

SUN 17 MAR 2024
Start Time 14:00

Round Robin Session 4 - Sheet A

WORLD CURLING

Game - Shot by Shot

End 2 ● KOR - Korea 3 + 0 (this end) = 3			⊗ NZL - New Zealand 0 + 1 (this end) = 1		
1		KOR: SEOL Y Draw 75%	2		NZL: THOMPSON H Front 100%
3		KOR: SEOL Y Draw 100%	4		NZL: THOMPSON H Draw 100%
5		KOR: SEOL Y Guard 100%	6		NZL: BECKER B Hit and Roll 0%
7		KOR: SEOL Y Double Take-out 100%	8		NZL: BECKER B Take-out 0%
9		KOR: KIM M Draw 75%	10		NZL: SMITH C Double Take-out 50%
11		KOR: KIM M Hit and Roll 100%	12		NZL: SMITH C Double Take-out 50%
13		KOR: GIM E Hit and Roll 75%	14		NZL: SMITH J Hit and Roll 100%
15		KOR: GIM E Promotion Take-out 0%	16		NZL: SMITH J Draw 0%

KOR	NZL
Total Score	3 1
Time left	

Legend:
↻ Clockwise ↺ Counter-clockwise - Not considered

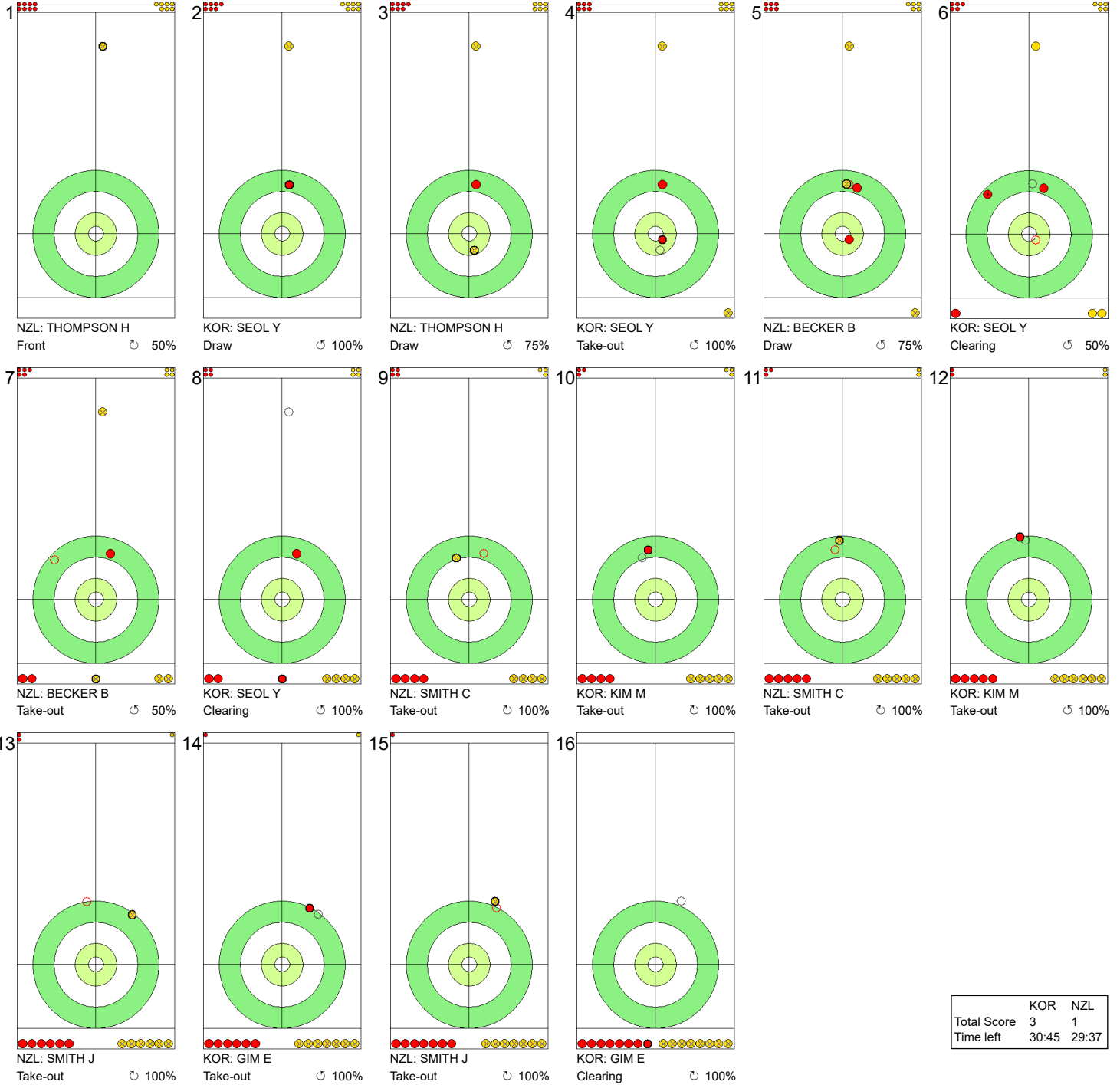
SUN 17 MAR 2024
Start Time 14:00

Round Robin Session 4 - Sheet A

WORLD
CURLING

Game - Shot by Shot

End 3 **KOR - Korea** 3 + 0 (this end) = 3 **NZL - New Zealand** 1 + 0 (this end) = 1



	KOR	NZL
Total Score	3	1
Time left	30:45	29:37

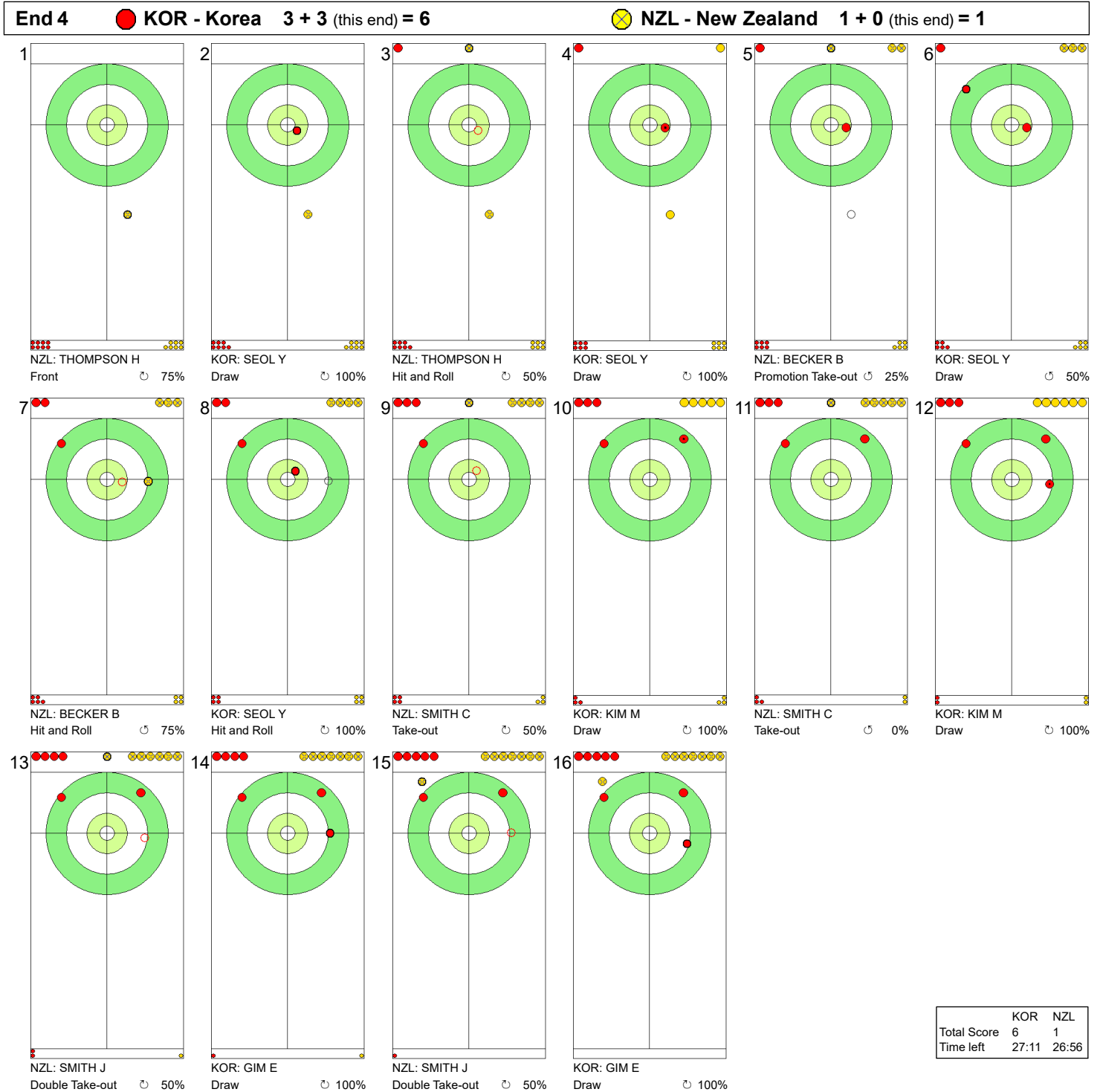
Legend:
 ↻ Clockwise ↺ Counter-clockwise - Not considered

SUN 17 MAR 2024
Start Time 14:00

Round Robin Session 4 - Sheet A

WORLD CURLING

Game - Shot by Shot



Legend:
 Clockwise Counter-clockwise - Not considered

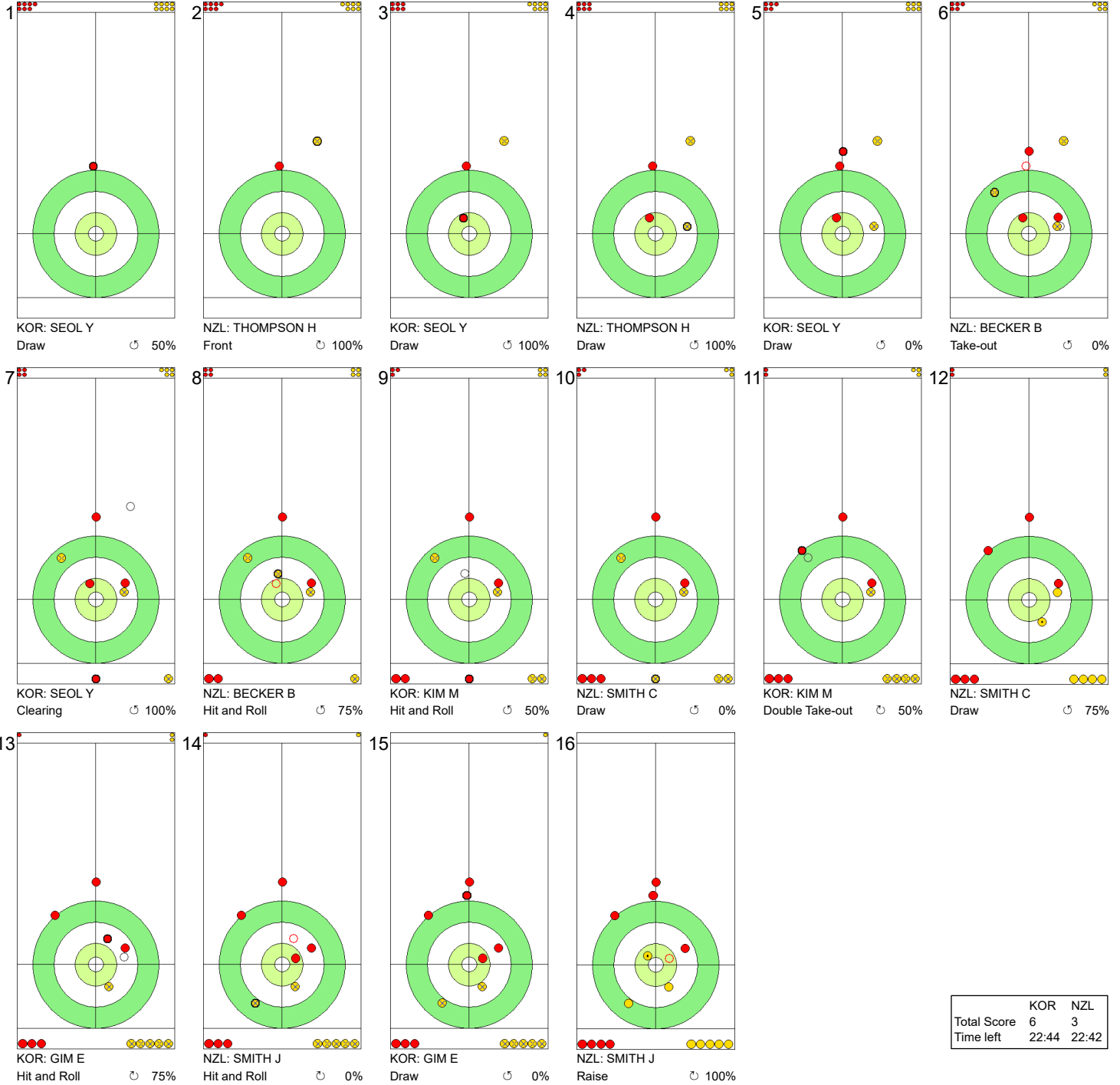
SUN 17 MAR 2024
Start Time 14:00

Round Robin Session 4 - Sheet A

WORLD CURLING

Game - Shot by Shot

End 5 ● **KOR - Korea** 6 + 0 (this end) = 6 ● **NZL - New Zealand** 1 + 2 (this end) = 3



	KOR	NZL
Total Score	6	3
Time left	22:44	22:42

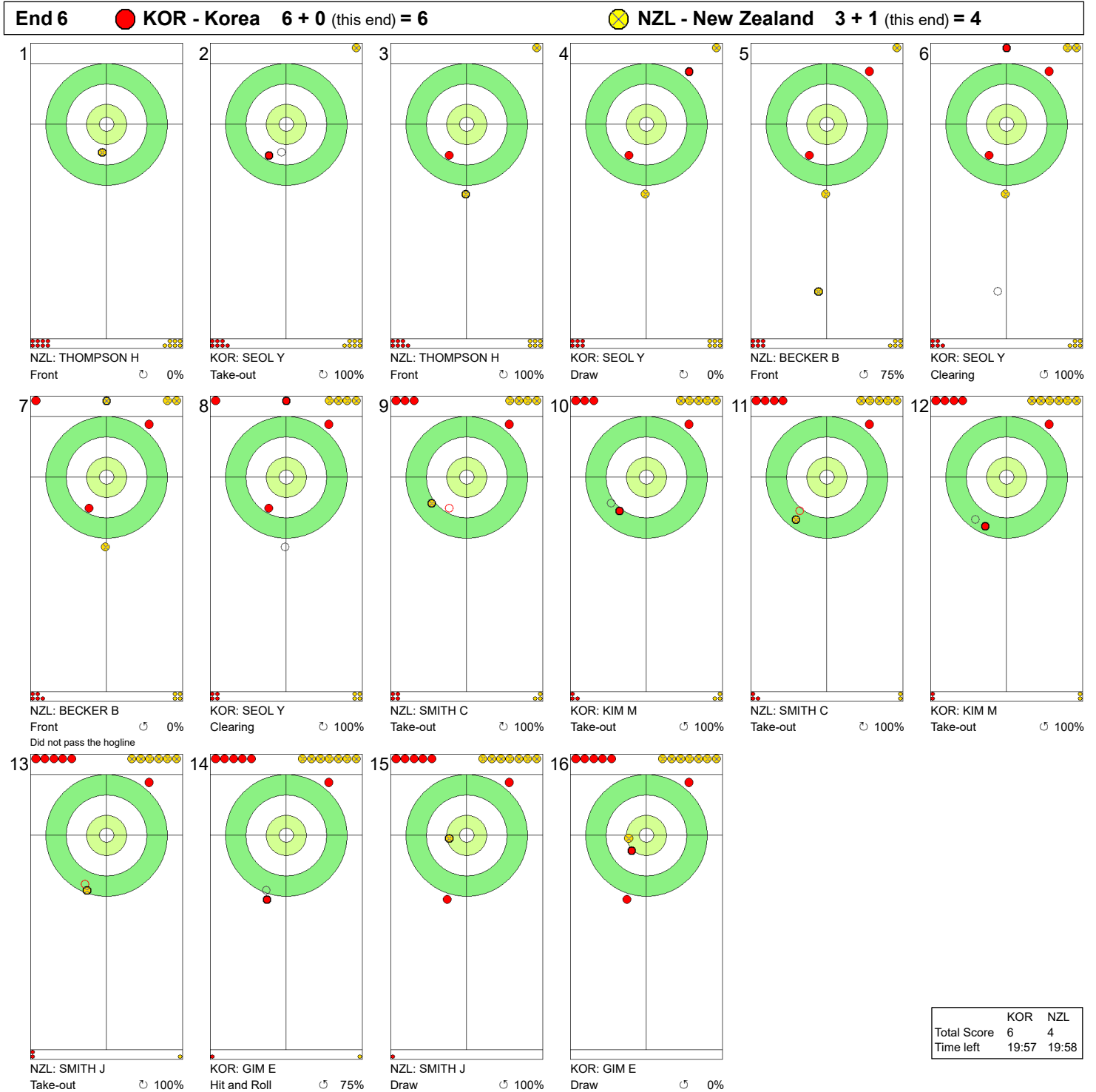
Legend:
 ↻ Clockwise ↺ Counter-clockwise - Not considered

SUN 17 MAR 2024
Start Time 14:00

Round Robin Session 4 - Sheet A

WORLD CURLING

Game - Shot by Shot



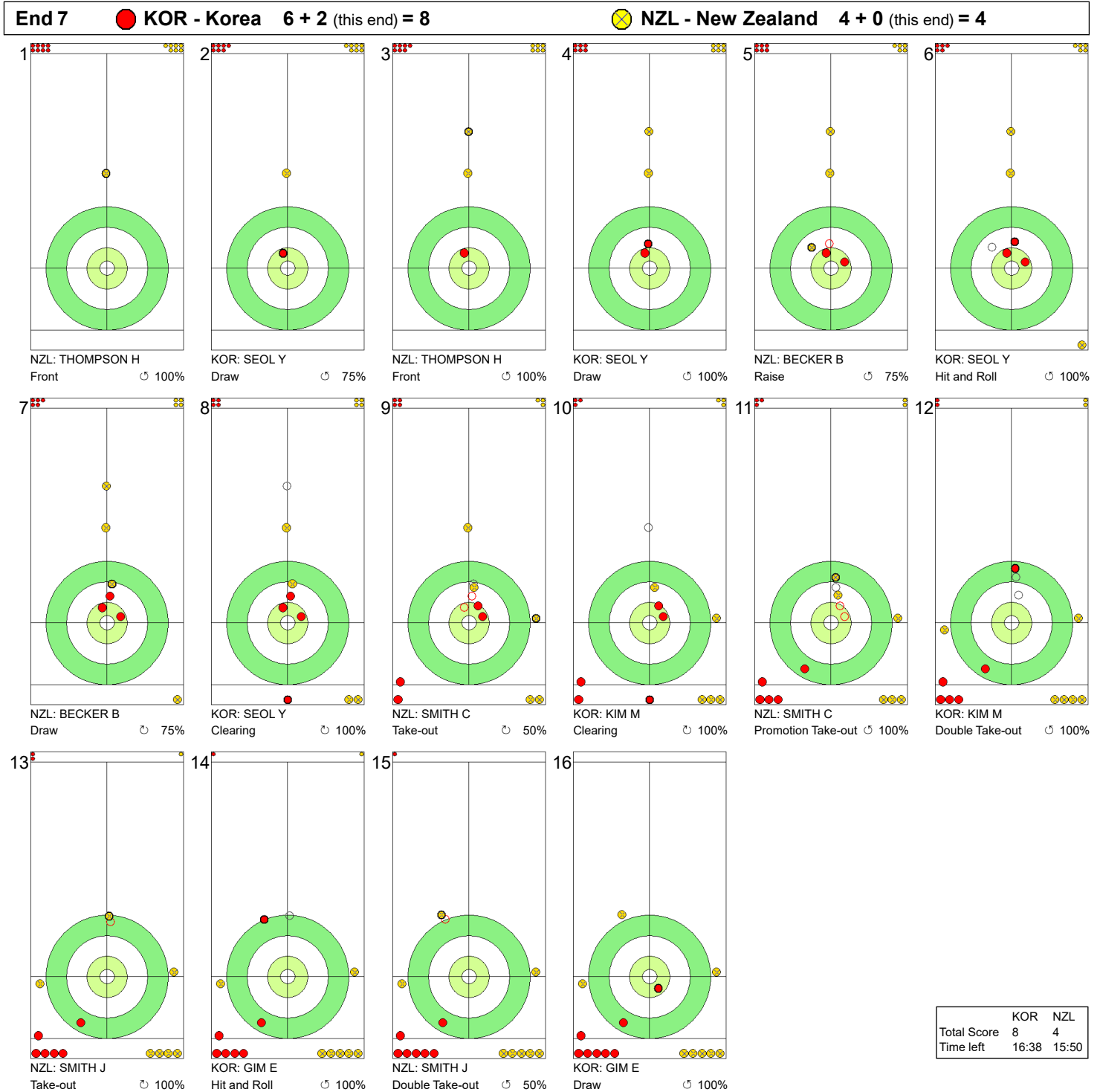
Legend:
↻ Clockwise ↺ Counter-clockwise - Not considered

SUN 17 MAR 2024
Start Time 14:00

Round Robin Session 4 - Sheet A

WORLD CURLING

Game - Shot by Shot

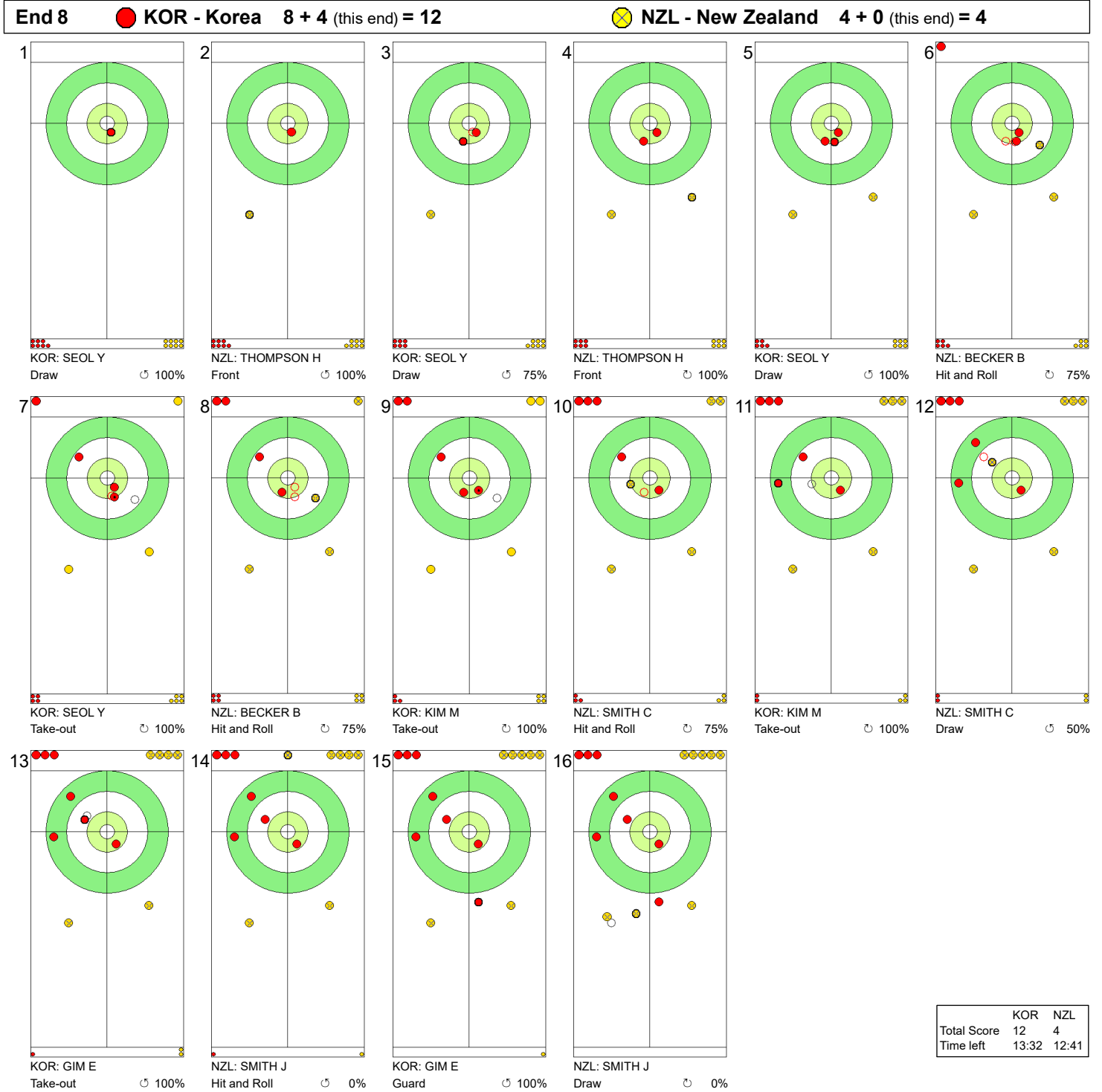


Legend:
 Clockwise Counter-clockwise - Not considered

SUN 17 MAR 2024
Start Time 14:00

Round Robin Session 4 - Sheet A

Game - Shot by Shot



Legend:
 ↻ Clockwise ↺ Counter-clockwise - Not considered

SUN 17 MAR 2024
Start Time 14:00

Round Robin Session 4 - Sheet B

Game Results

Sheet	Team	LSFE	1	2	3	4	5	6	7	8	9	10	Extra Ends	Total
B	JPN - Japan	*	0	0	2	0	0	0	1	1	0	0		4
	TUR - Türkiye		1	0	0	0	0	3	0	0	0	2		6

JPN - Japan		Shot Success	Game	All
4 S	UENO Miyu	75%	63%	
3 V	KANAI Asuka	81%	78%	
2	NISHIMURO Junko	75%	74%	
1	UENO Yui	91%	91%	
A	RYOKAWA Mone	-	-	
Team Total		81%	76%	

TUR - Türkiye		Shot Success	Game	All
4 S	YILDIZ Dilsat	87%	73%	
3 V	POLAT Oznur	86%	72%	
2	CALIKUSU Ifayet Safak	81%	71%	
1	SENGUL Berfin	86%	82%	
A	KARAMAN Iclal	-	-	
Team Total		85%	74%	

Last Stone Draw		Distance
↻	NISHIMURO Junko	51.1cm
↻	UENO Miyu	43.4cm
Total		94.5cm

Last Stone Draw		Distance
↻	POLAT Oznur	75.4cm
↻	SENGUL Berfin	176.2cm
Total		251.6cm

Time remaining: 5 minutes 30 seconds

Time-out: End 10 - JPN stone 8

Time remaining: 2 minutes 16 seconds

Time-out: End 8 - TUR stone 6

Shot Success Analysis

JPN - Japan		↻	↻	Game	
4	UENO Miyu	Draws	1 100%	6 79%	7 82%
		Take-outs	4 75%	9 69%	13 71%
		Total	5 80%	15 73%	20 75%
3	KANAI Asuka	Draws	6 88%	2 88%	8 88%
		Take-outs	5 80%	7 75%	12 77%
		Total	11 84%	9 78%	20 81%
2	NISHIMURO Junko	Draws	3 92%	7 64%	10 73%
		Take-outs	4 88%	6 71%	10 78%
		Total	7 89%	13 67%	20 75%
1	UENO Yui	Draws	9 81%	4 100%	13 87%
		Take-outs	4 100%	3 100%	7 100%
		Total	13 87%	7 100%	20 91%
A	RYOKAWA Mone	Draws	0 -	0 -	0 -
		Take-outs	0 -	0 -	0 -
		Total	0 -	0 -	0 -
Team		Draws	19 86%	19 79%	38 82%
		Take-outs	17 85%	25 75%	42 79%
		Total	36 85%	44 77%	80 81%

TUR - Türkiye		↻	↻	Game	
4	YILDIZ Dilsat	Draws	2 100%	8 75%	10 80%
		Take-outs	6 92%	3 100%	9 94%
		Total	8 94%	11 82%	19 87%
3	POLAT Oznur	Draws	2 75%	8 91%	10 88%
		Take-outs	4 63%	6 100%	10 85%
		Total	6 67%	14 95%	20 86%
2	CALIKUSU Ifayet Safak	Draws	3 67%	6 88%	9 81%
		Take-outs	6 92%	5 70%	11 82%
		Total	9 83%	11 80%	20 81%
1	SENGUL Berfin	Draws	9 75%	4 100%	13 83%
		Take-outs	5 90%	2 100%	7 93%
		Total	14 80%	6 100%	20 86%
A	KARAMAN Iclal	Draws	0 -	0 -	0 -
		Take-outs	0 -	0 -	0 -
		Total	0 -	0 -	0 -
Team		Draws	16 77%	26 87%	42 83%
		Take-outs	21 86%	16 91%	37 88%
		Total	37 82%	42 88%	79 85%

Note:
Position and function for each team member:
4 = Fourth, 3 = Third, 2 = Second, 1 = Lead, A = Alternate, S = Skip, V = Vice-Skip

Legend:
↻ Clockwise ↻ Counter-clockwise LSFE(*) Last Stone First End

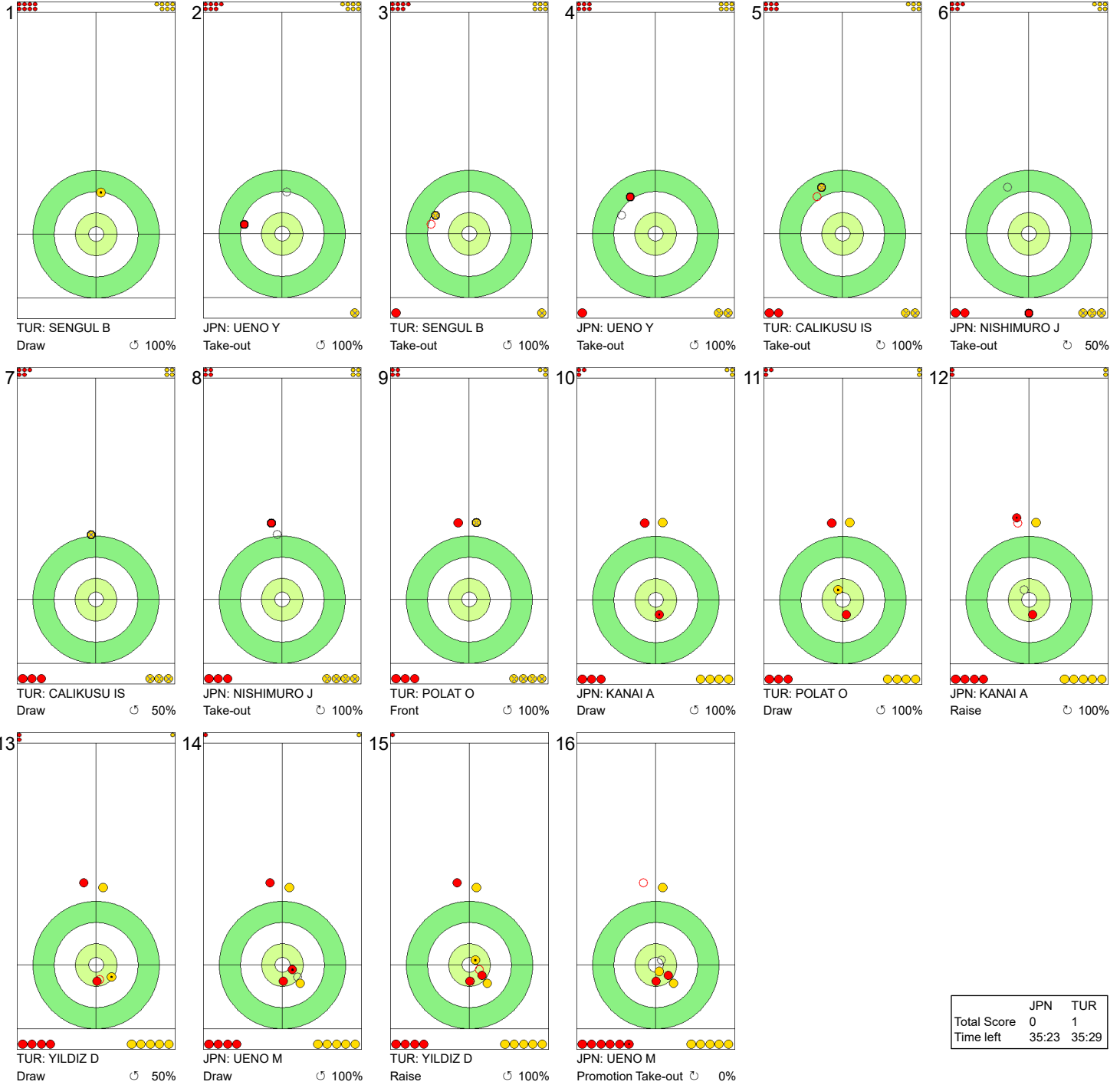
SUN 17 MAR 2024
Start Time 14:00

Round Robin Session 4 - Sheet B

WORLD CURLING

Game - Shot by Shot

End 1 ● **JPN - Japan** 0 + 0 (this end) = 0 ● **TUR - Türkiye** 0 + 1 (this end) = 1



	JPN	TUR
Total Score	0	1
Time left	35:23	35:29

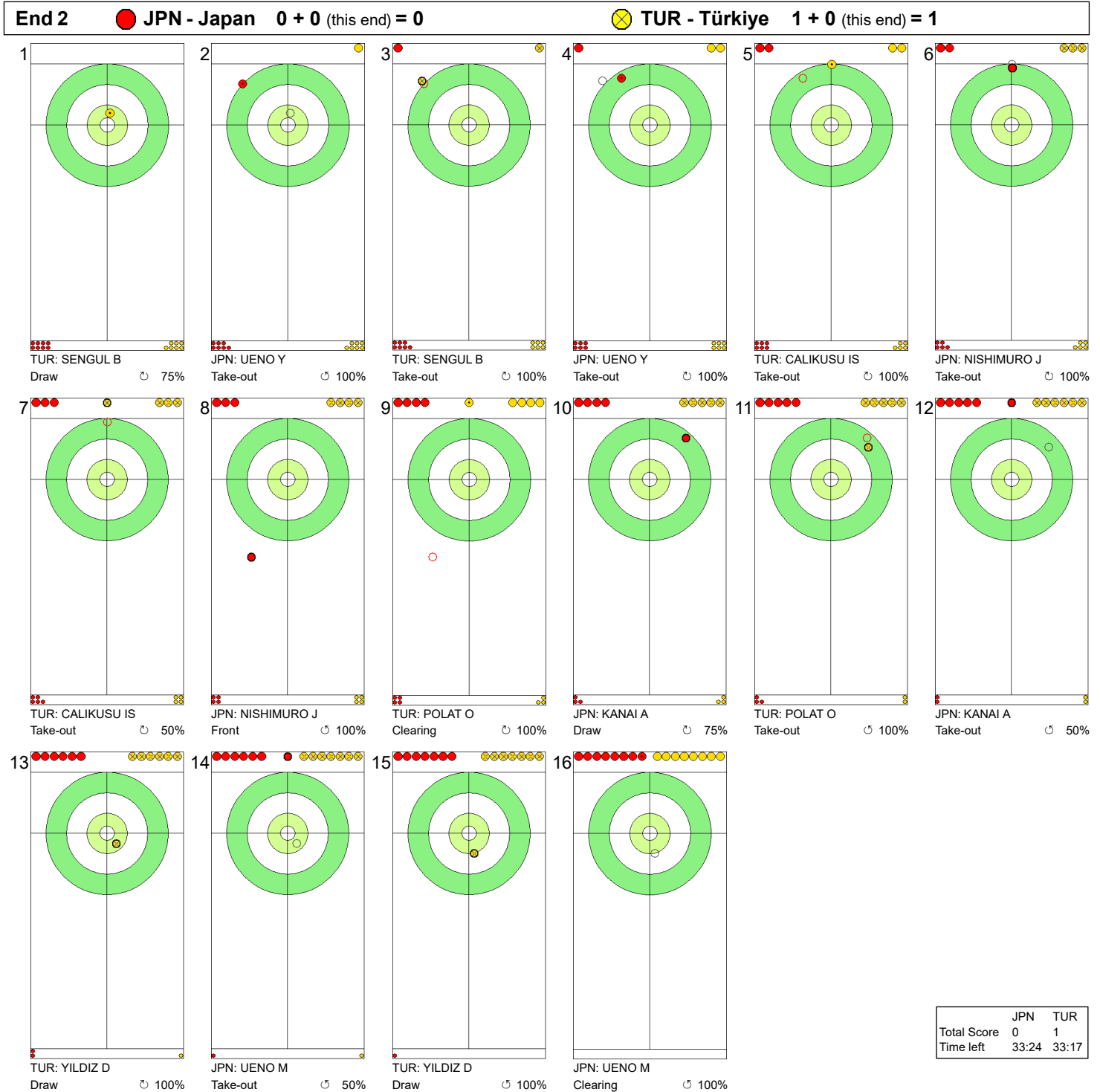
Legend:
 ↻ Clockwise ↺ Counter-clockwise - Not considered

SUN 17 MAR 2024
Start Time 14:00

Round Robin Session 4 - Sheet B

WORLD CURLING

Game - Shot by Shot



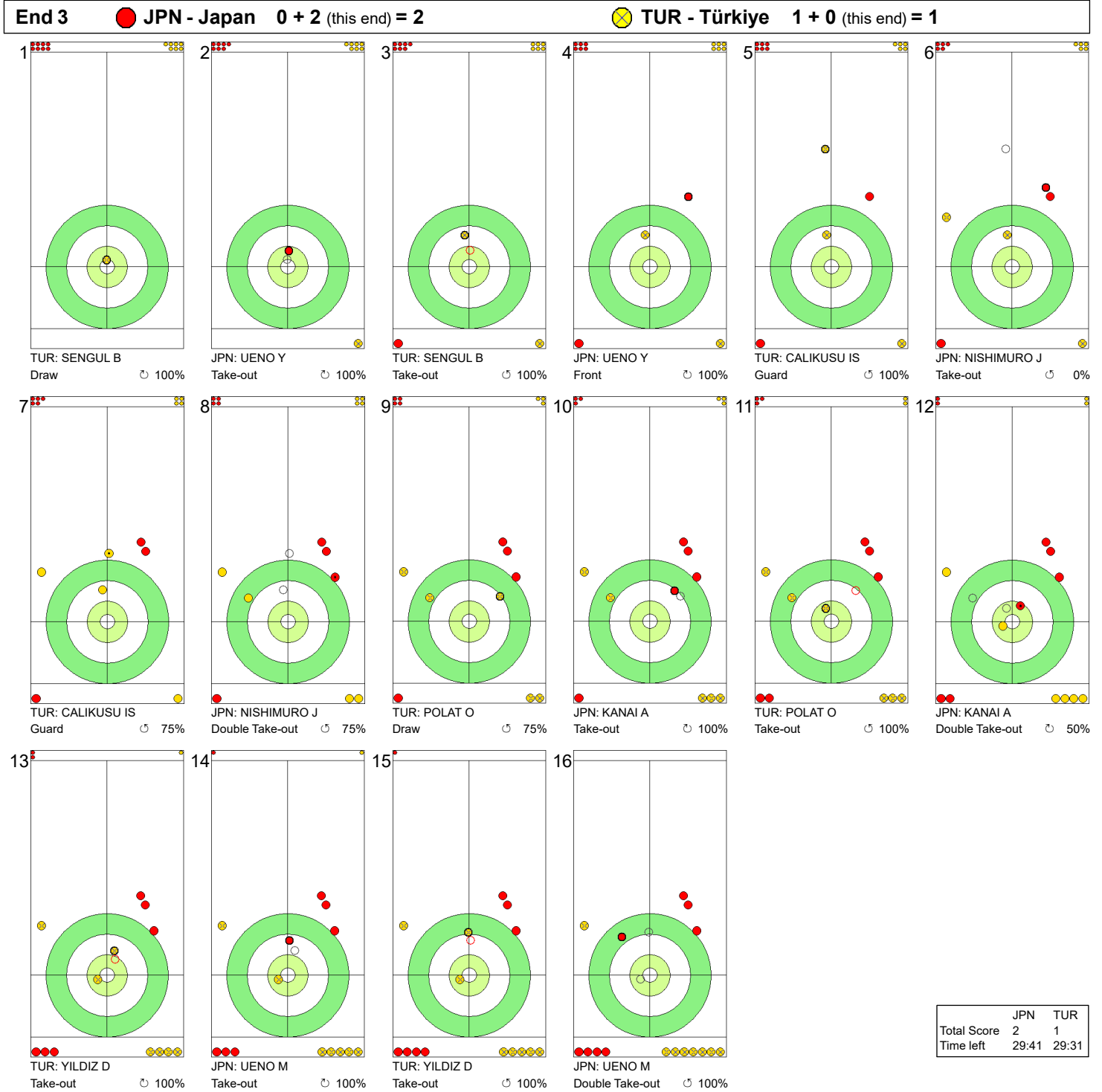
Legend:
 ↻ Clockwise ↺ Counter-clockwise - Not considered

SUN 17 MAR 2024
Start Time 14:00

Round Robin Session 4 - Sheet B

WORLD CURLING

Game - Shot by Shot



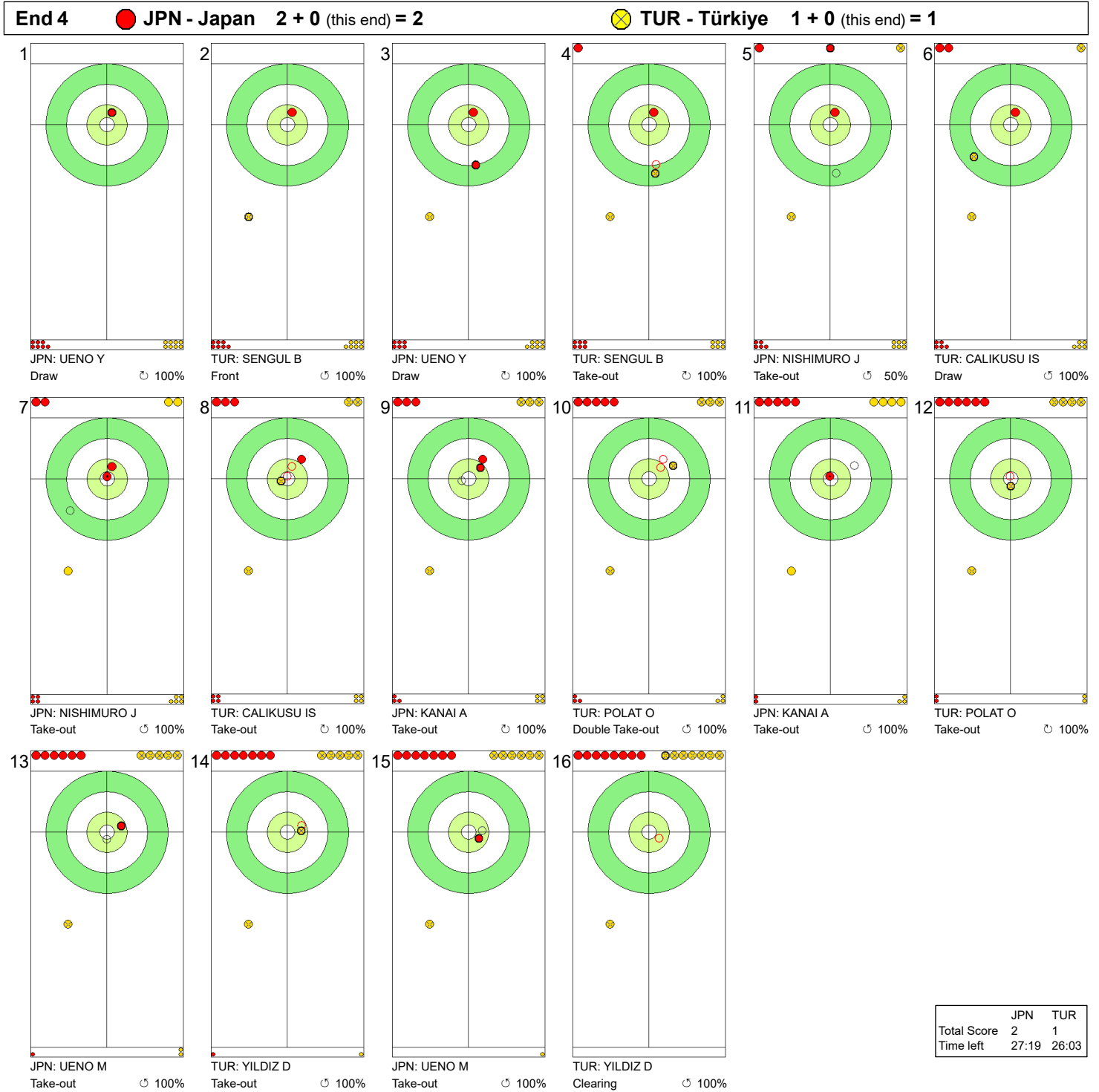
Legend:
 ↻ Clockwise ↺ Counter-clockwise - Not considered

SUN 17 MAR 2024
Start Time 14:00

Round Robin Session 4 - Sheet B

WORLD CURLING

Game - Shot by Shot



Legend:
 ↻ Clockwise ↺ Counter-clockwise - Not considered

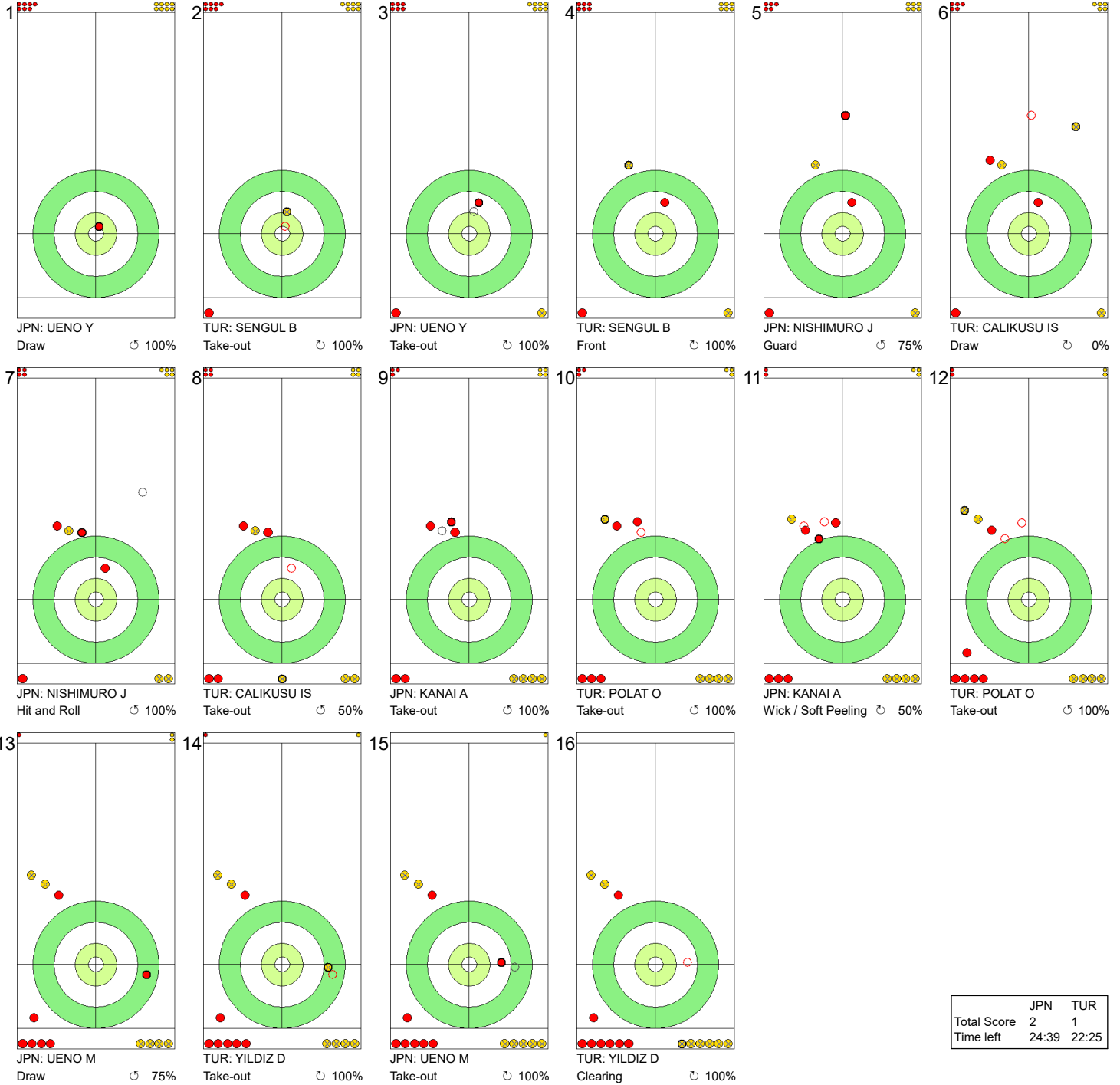
SUN 17 MAR 2024
Start Time 14:00

Round Robin Session 4 - Sheet B

WORLD CURLING

Game - Shot by Shot

End 5 **JPN - Japan 2 + 0 (this end) = 2** **TUR - Türkiye 1 + 0 (this end) = 1**



	JPN	TUR
Total Score	2	1
Time left	24:39	22:25

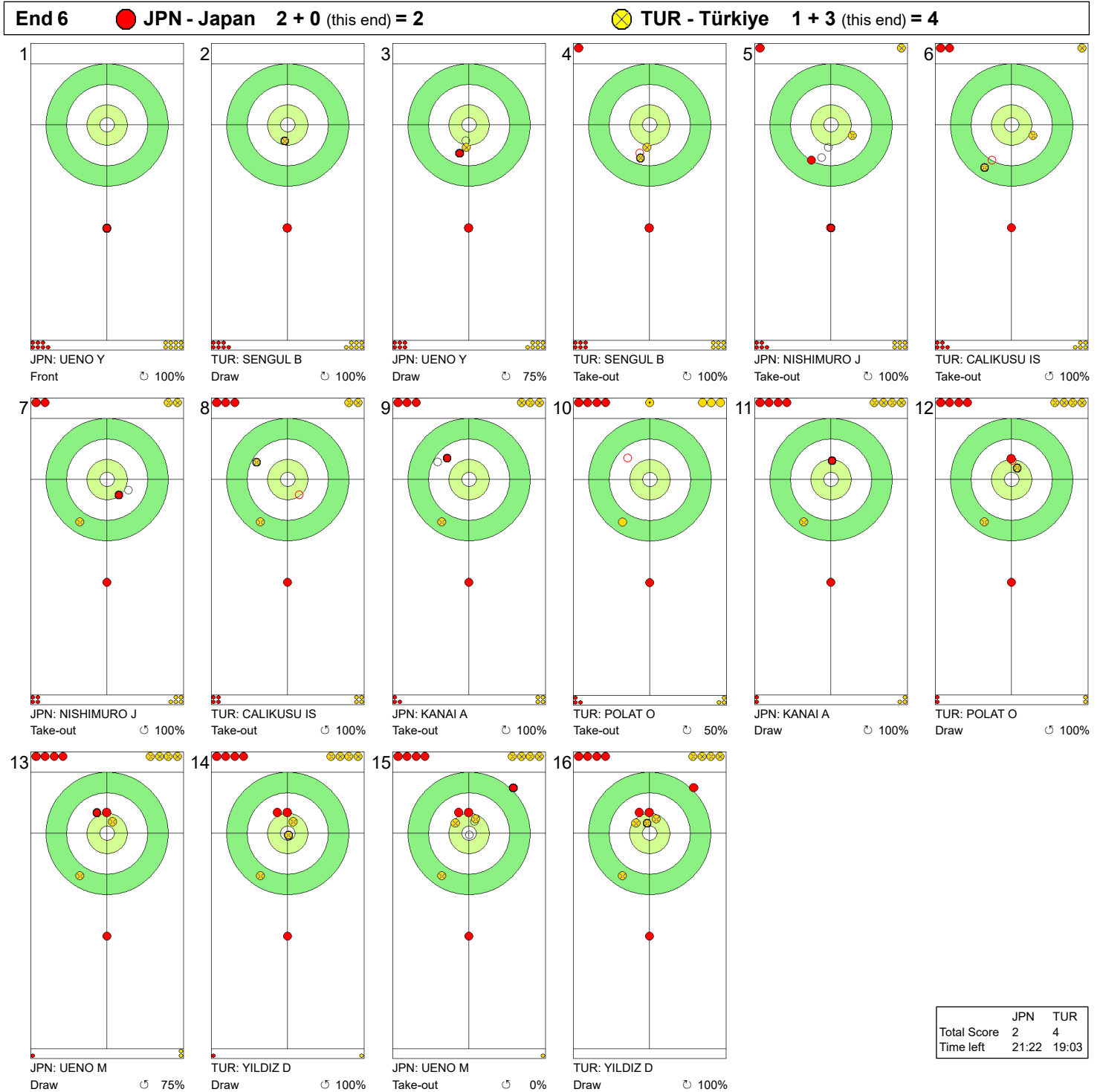
Legend:
 ↻ Clockwise ↺ Counter-clockwise - Not considered

SUN 17 MAR 2024
Start Time 14:00

Round Robin Session 4 - Sheet B

WORLD
CURLING

Game - Shot by Shot



Legend:
 ↻ Clockwise ↺ Counter-clockwise - Not considered

SUN 17 MAR 2024
Start Time 14:00

Round Robin Session 4 - Sheet B

WORLD CURLING

Game - Shot by Shot

End 7 ● **JPN - Japan** 2 + 1 (this end) = 3 ● **TUR - Türkiye** 4 + 0 (this end) = 4



	JPN	TUR
Total Score	3	4
Time left	18:26	13:43

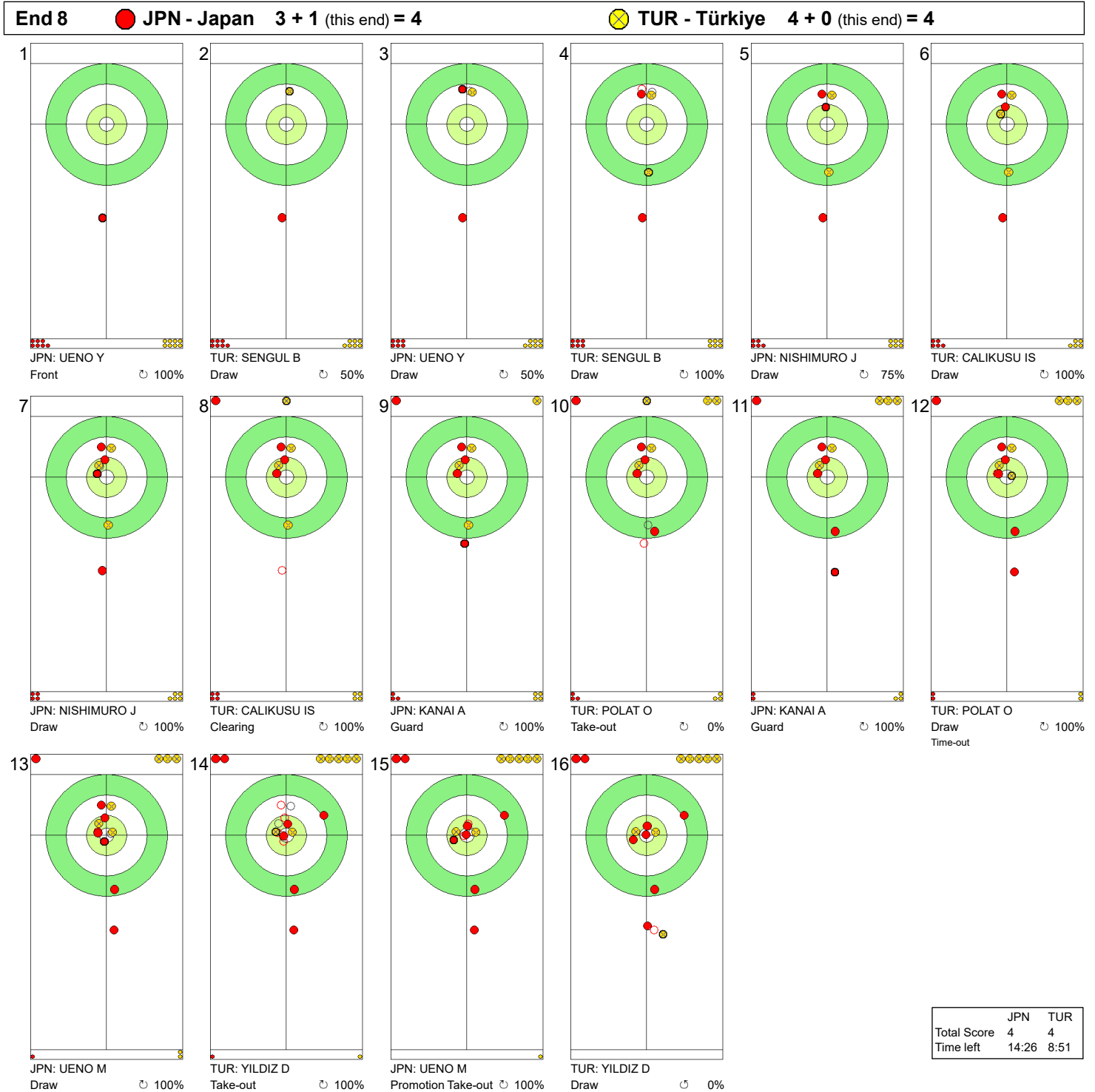
Legend:
 ↻ Clockwise ↺ Counter-clockwise - Not considered

SUN 17 MAR 2024
Start Time 14:00

Round Robin Session 4 - Sheet B

WORLD CURLING

Game - Shot by Shot



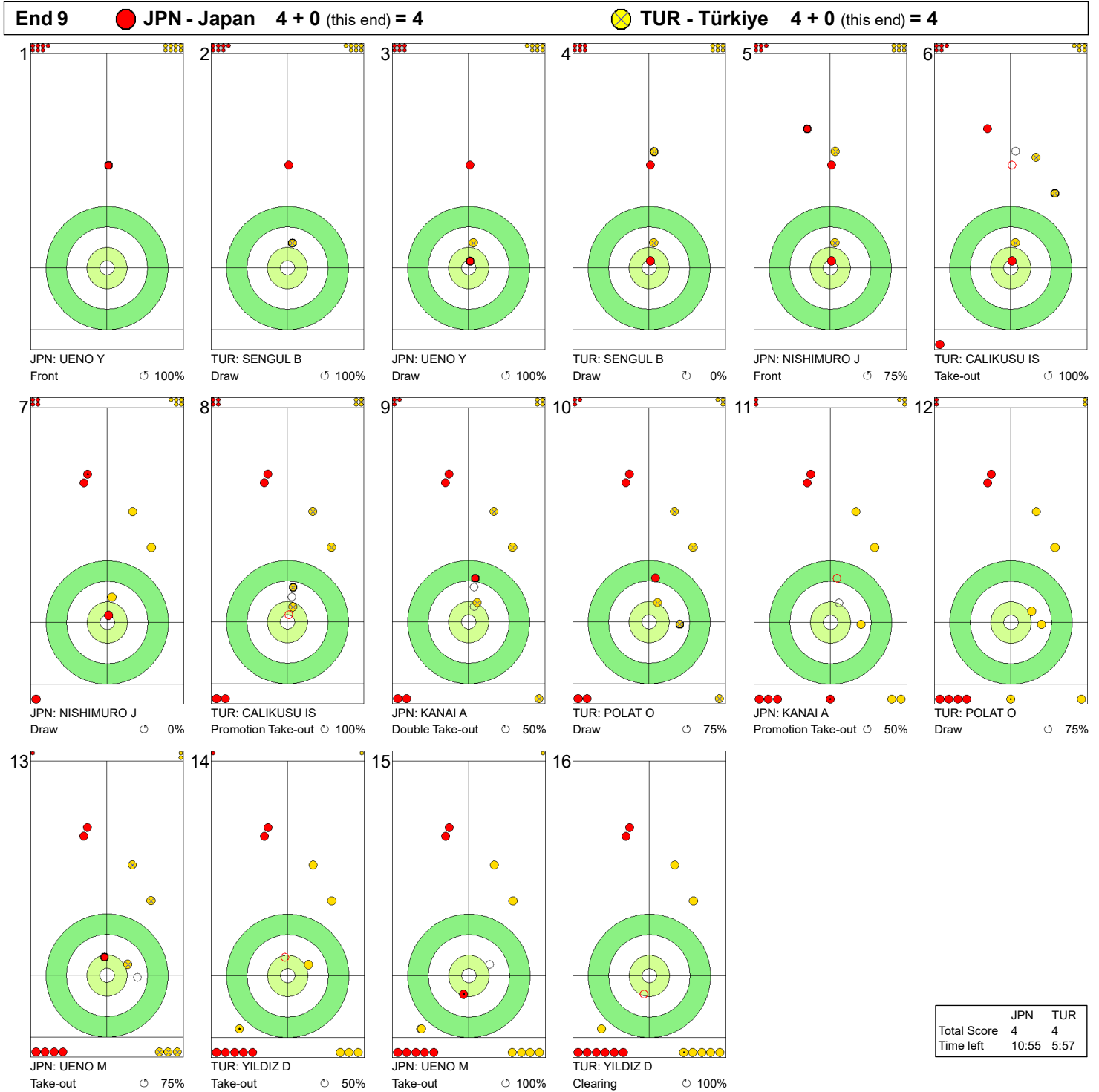
Legend:
 ↻ Clockwise ↺ Counter-clockwise - Not considered

SUN 17 MAR 2024
Start Time 14:00

Round Robin Session 4 - Sheet B

WORLD CURLING

Game - Shot by Shot



Legend:
 ↻ Clockwise ↺ Counter-clockwise - Not considered

SUN 17 MAR 2024
Start Time 14:00

Round Robin Session 4 - Sheet B

WORLD CURLING

Game - Shot by Shot

End 10 ● **JPN - Japan 4 + 0 (this end) = 4** ● **TUR - Türkiye 4 + 2 (this end) = 6**



	JPN	TUR
Total Score	4	6
Time left	5:30	2:16

Legend:
 ↻ Clockwise ↺ Counter-clockwise - Not considered

SUN 17 MAR 2024
Start Time 14:00

Round Robin Session 4 - Sheet C

Game Results

Sheet	Team	LSFE	1	2	3	4	5	6	7	8	9	10	Extra Ends	Total
C	CAN - Canada		0	2	0	2	0	2	0	3	1	X		10
	USA - United States	*	2	0	1	0	1	0	2	0	0	X		6

CAN - Canada		Shot Success Game	All
4 S	HOMAN Rachel	88 %	87 %
3 V	FLEURY Tracy	78 %	85 %
2	MISKEW Emma	79 %	90 %
1	WILKES Sarah	93 %	89 %
A	BROWN Rachel	-	-
Team Total		84 %	88 %

USA - United States		Shot Success Game	All
4 S	PETERSON Tabitha	74 %	74 %
3 V	THIESSE Cory	71 %	75 %
2	PETERSON Tara	78 %	82 %
1	HAMILTON Becca	76 %	79 %
A	PERSINGER Vicky	-	-
Team Total		75 %	77 %

Last Stone Draw		Distance
⌚	HOMAN Rachel	54.1cm
⌚	FLEURY Tracy	23.9cm
Total		78.0cm

Last Stone Draw		Distance
⌚	PETERSON Tabitha	19.5cm
⌚	THIESSE Cory	16.7cm
Total		36.2cm

Time remaining: 3 minutes 49 seconds

Time remaining: 2 minutes 5 seconds

Time-out: End 9 - USA stone 4

Shot Success Analysis

CAN - Canada		⌚	⌚	Game
4	HOMAN Rachel	Draws	3 100%	3 58% 6 79%
		Take-outs	3 92%	9 92% 12 92%
		Total	6 96%	12 83% 18 88%
3	FLEURY Tracy	Draws	6 92%	4 100% 10 95%
		Take-outs	3 67%	5 50% 8 56%
		Total	9 83%	9 72% 18 78%
2	MISKEW Emma	Draws	6 54%	4 88% 10 68%
		Take-outs	1 100%	7 93% 8 94%
		Total	7 61%	11 91% 18 79%
1	WILKES Sarah	Draws	11 89%	7 100% 18 93%
		Take-outs	0 -	0 - 0 -
		Total	11 89%	7 100% 18 93%
A	BROWN Rachel	Draws	0 -	0 - 0 -
		Take-outs	0 -	0 - 0 -
		Total	0 -	0 - 0 -
Team		Draws	26 83%	18 90% 44 86%
		Take-outs	7 82%	21 82% 28 82%
		Total	33 83%	39 86% 72 84%

USA - United States		⌚	⌚	Game
4	PETERSON Tabitha	Draws	1 50%	10 80% 11 77%
		Take-outs	4 56%	3 83% 7 68%
		Total	5 55%	13 81% 18 74%
3	THIESSE Cory	Draws	3 33%	4 81% 7 61%
		Take-outs	5 80%	6 75% 11 77%
		Total	8 63%	10 78% 18 71%
2	PETERSON Tara	Draws	7 71%	3 100% 10 80%
		Take-outs	5 85%	3 58% 8 75%
		Total	12 77%	6 79% 18 78%
1	HAMILTON Becca	Draws	9 72%	7 96% 16 83%
		Take-outs	2 25%	0 - 2 25%
		Total	11 64%	7 96% 18 76%
A	PERSINGER Vicky	Draws	0 -	0 - 0 -
		Take-outs	0 -	0 - 0 -
		Total	0 -	0 - 0 -
Team		Draws	20 65%	24 88% 44 77%
		Take-outs	16 69%	12 73% 28 71%
		Total	36 67%	36 83% 72 75%

Note:
Position and function for each team member:
4 = Fourth, 3 = Third, 2 = Second, 1 = Lead, A = Alternate, S = Skip, V = Vice-Skip

Legend:
⌚ Clockwise ⌚ Counter-clockwise LSFE(*) Last Stone First End
X Unplayed/unfinished end due to concession

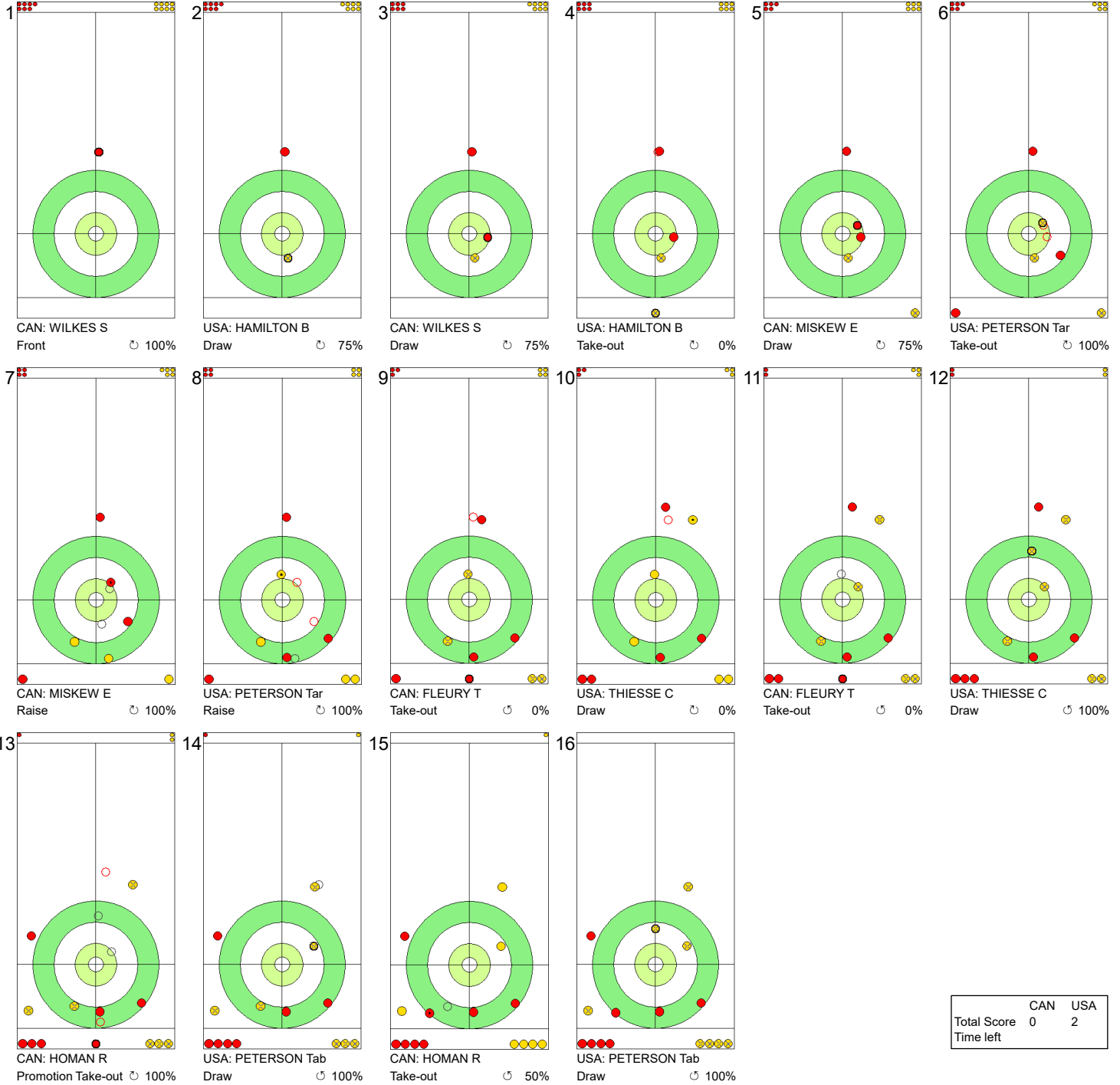
SUN 17 MAR 2024
Start Time 14:00

Round Robin Session 4 - Sheet C

WORLD
CURLING

Game - Shot by Shot

End 1 ● **CAN - Canada** 0 + 0 (this end) = 0 ● **USA - United States** 0 + 2 (this end) = 2



	CAN	USA
Total Score	0	2
Time left		

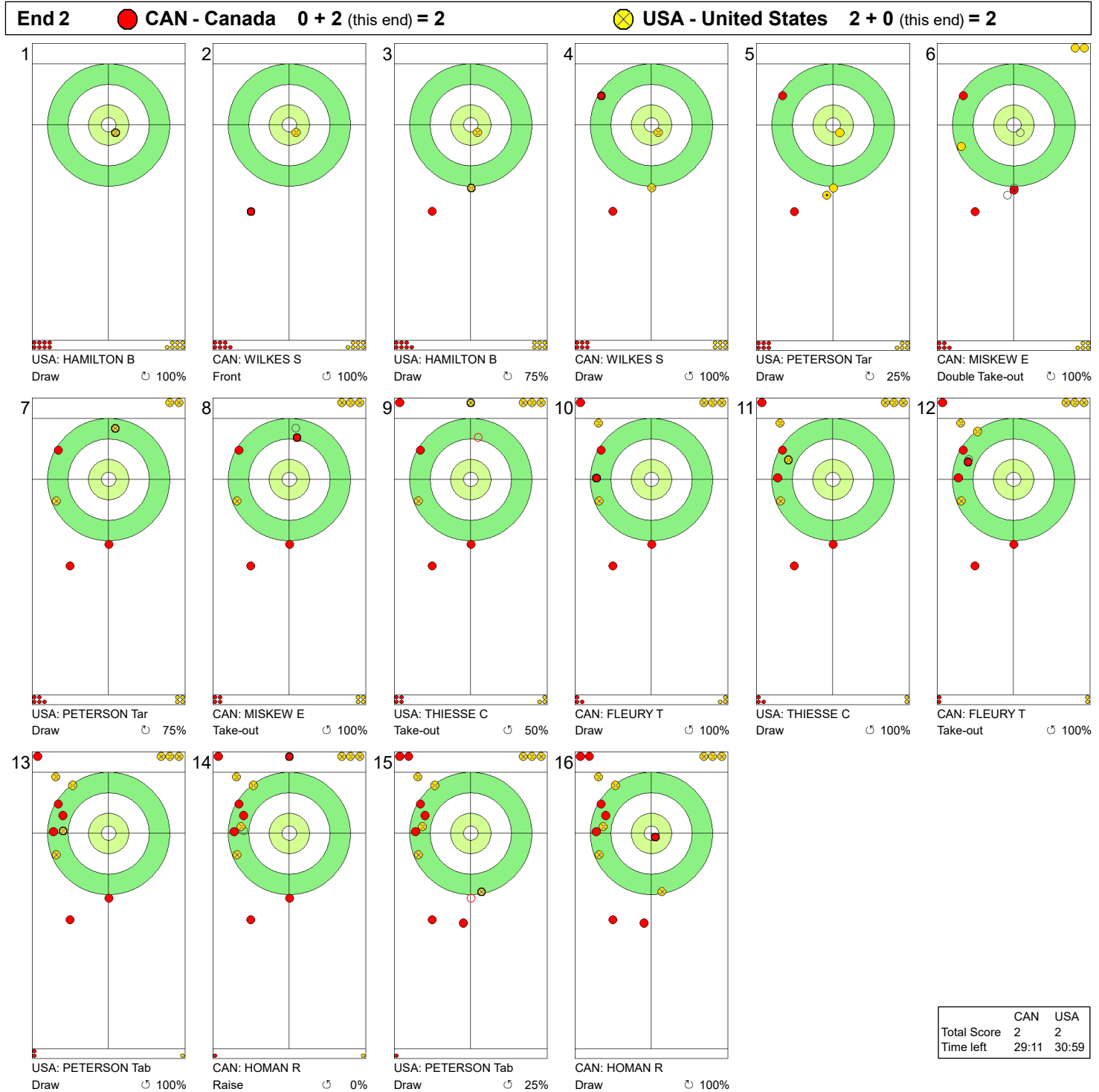
Legend:
 ↻ Clockwise ↺ Counter-clockwise - Not considered

SUN 17 MAR 2024
Start Time 14:00

Round Robin Session 4 - Sheet C

WORLD CURLING

Game - Shot by Shot



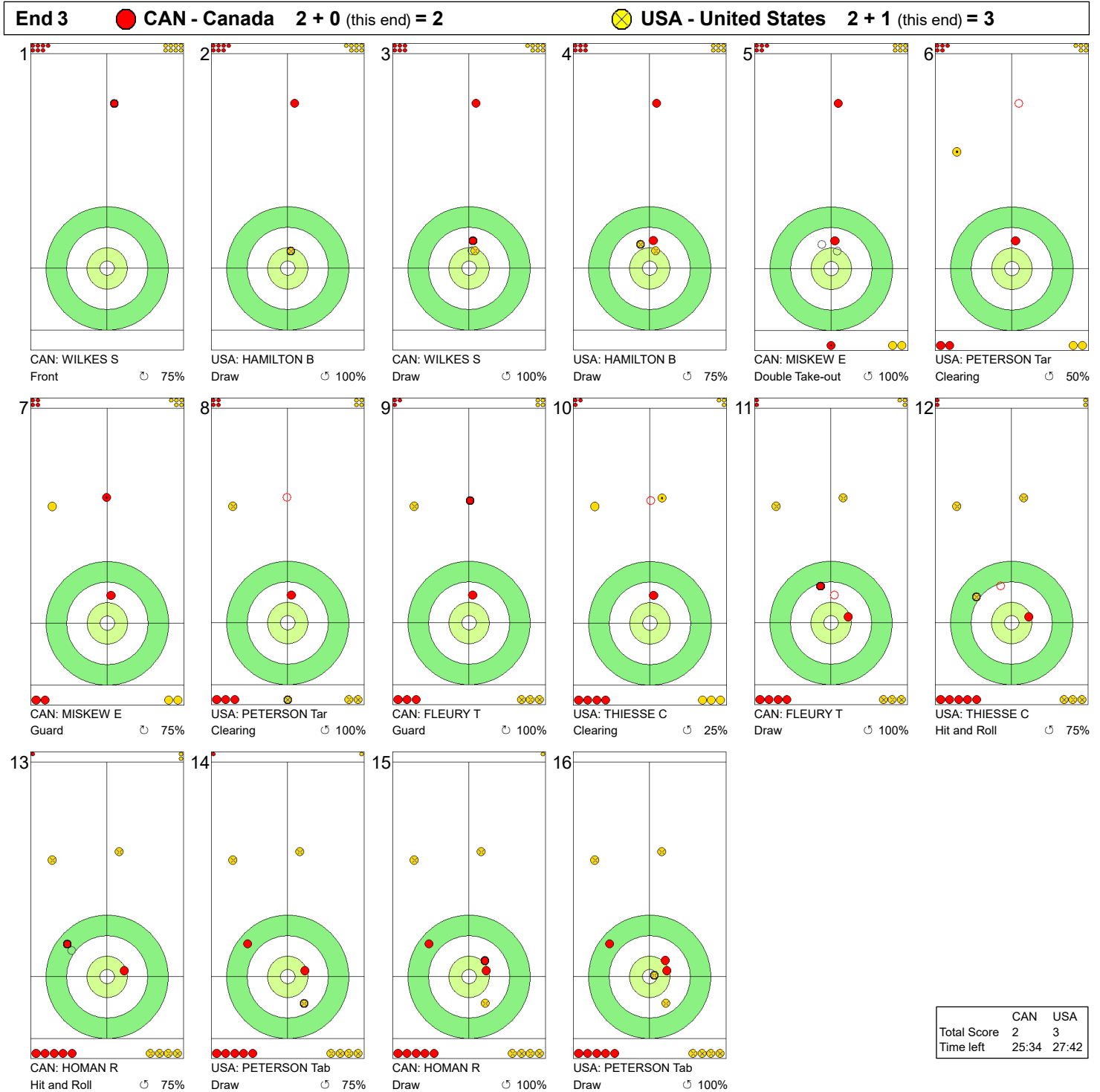
Legend:
 Clockwise Counter-clockwise - Not considered

SUN 17 MAR 2024
Start Time 14:00

Round Robin Session 4 - Sheet C

WORLD CURLING

Game - Shot by Shot



	CAN	USA
Total Score	2	3
Time left	25:34	27:42

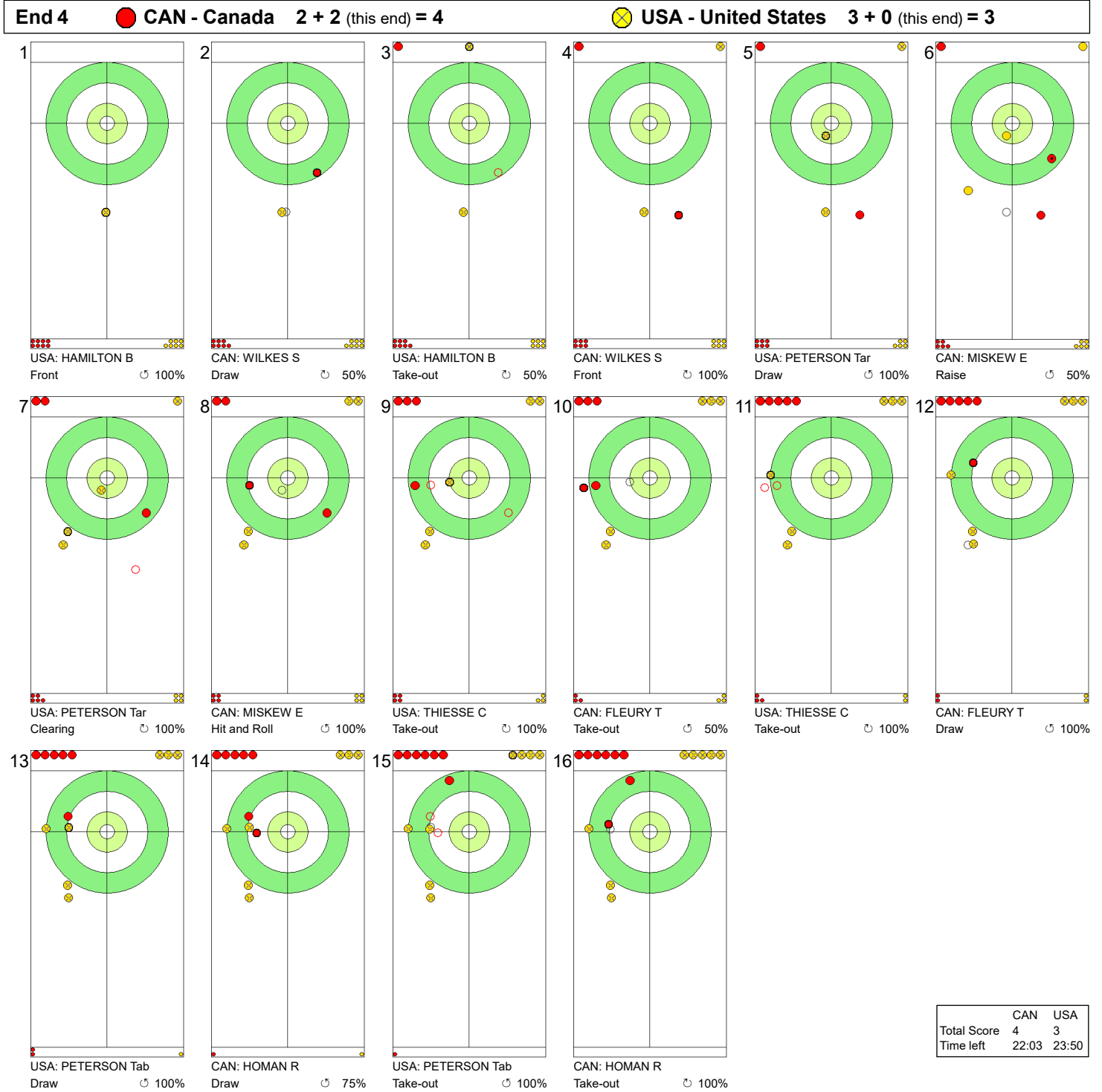
Legend:
 Clockwise
 Counter-clockwise
 - Not considered

SUN 17 MAR 2024
Start Time 14:00

Round Robin Session 4 - Sheet C

WORLD CURLING

Game - Shot by Shot



Legend:
 ↻ Clockwise ↺ Counter-clockwise - Not considered

SUN 17 MAR 2024
Start Time 14:00

Round Robin Session 4 - Sheet C

WORLD CURLING

Game - Shot by Shot

End 5 **CAN - Canada 4 + 0 (this end) = 4** **USA - United States 3 + 1 (this end) = 4**



	CAN	USA
Total Score	4	4
Time left	17:26	19:28

Legend:
 ↻ Clockwise ↺ Counter-clockwise - Not considered

SUN 17 MAR 2024
Start Time 14:00

Round Robin Session 4 - Sheet C

WORLD CURLING

Game - Shot by Shot

End 6 ● CAN - Canada 4 + 2 (this end) = 6			⊗ USA - United States 4 + 0 (this end) = 4		
1 	2 	3 	4 	5 	6
7 	8 	9 	10 	11 	12
13 	14 	15 	16 		

CAN	USA
Total Score	6 4
Time left	14:59 15:54

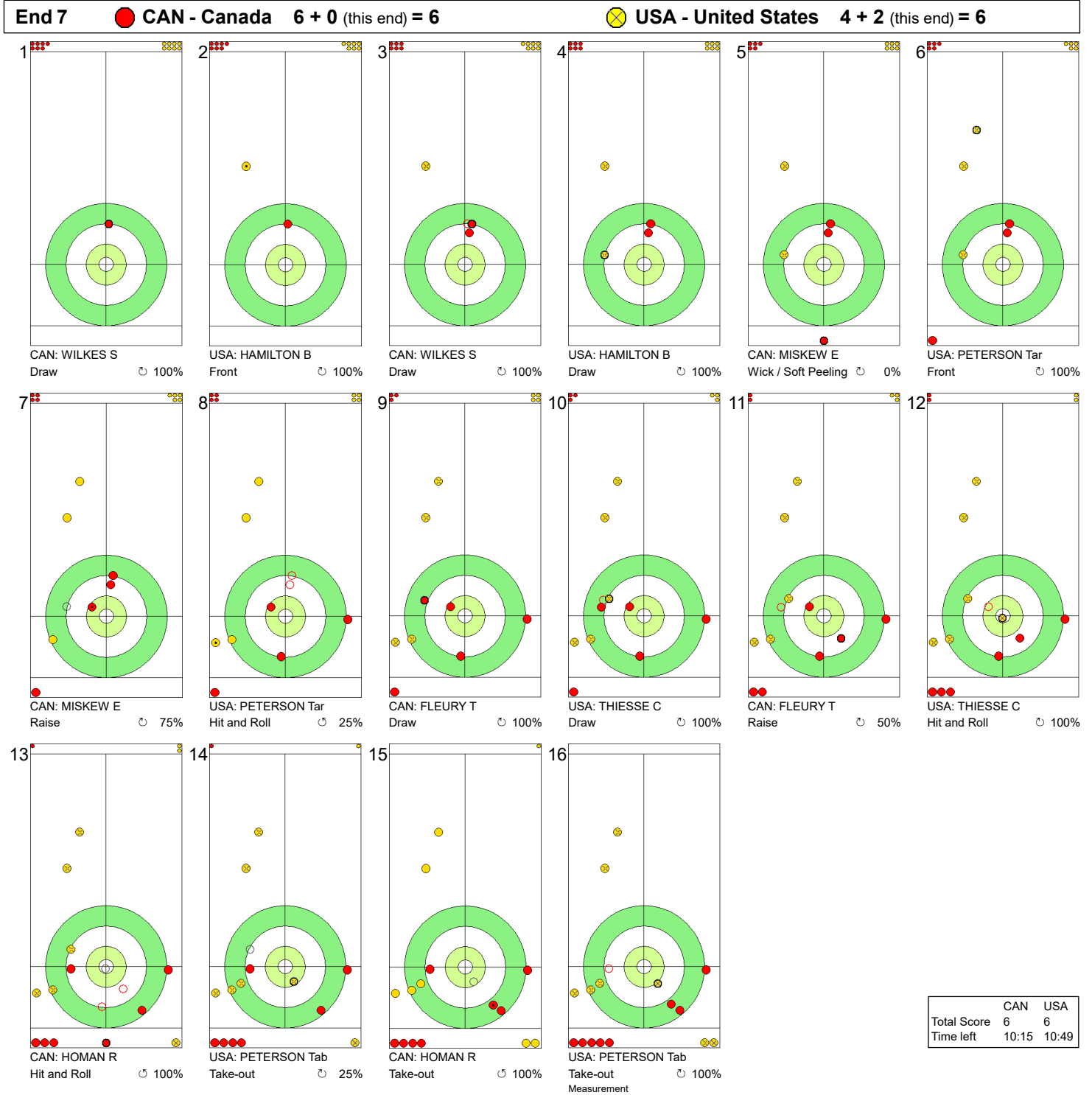
Legend:
↻ Clockwise ↺ Counter-clockwise - Not considered

SUN 17 MAR 2024
Start Time 14:00

Round Robin Session 4 - Sheet C

WORLD CURLING

Game - Shot by Shot



Legend:
 Clockwise Counter-clockwise - Not considered

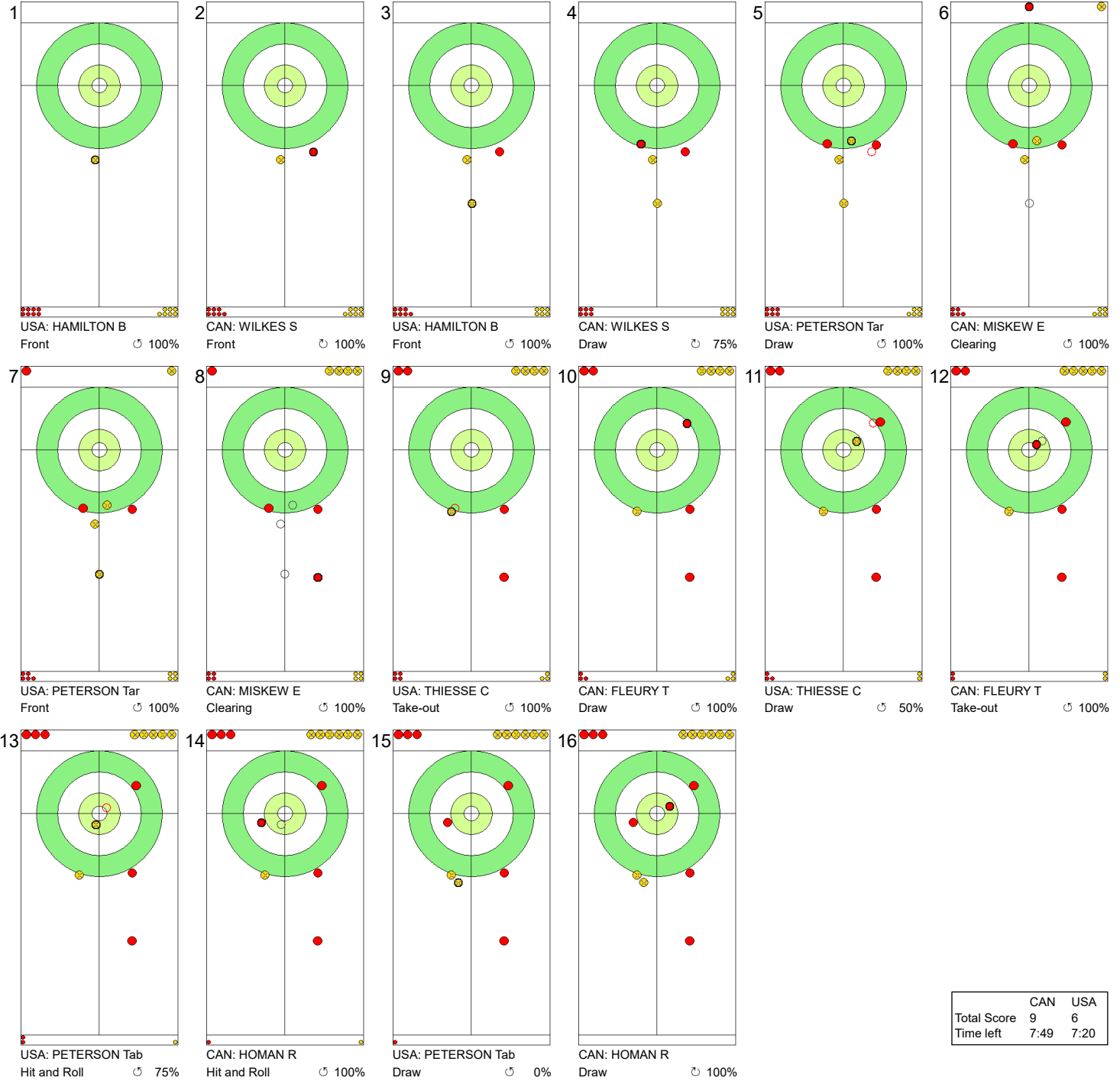
SUN 17 MAR 2024
Start Time 14:00

Round Robin Session 4 - Sheet C

WORLD CURLING

Game - Shot by Shot

End 8 **CAN - Canada 6 + 3 (this end) = 9** **USA - United States 6 + 0 (this end) = 6**



	CAN	USA
Total Score	9	6
Time left	7:49	7:20

Legend:
↻ Clockwise ↺ Counter-clockwise - Not considered

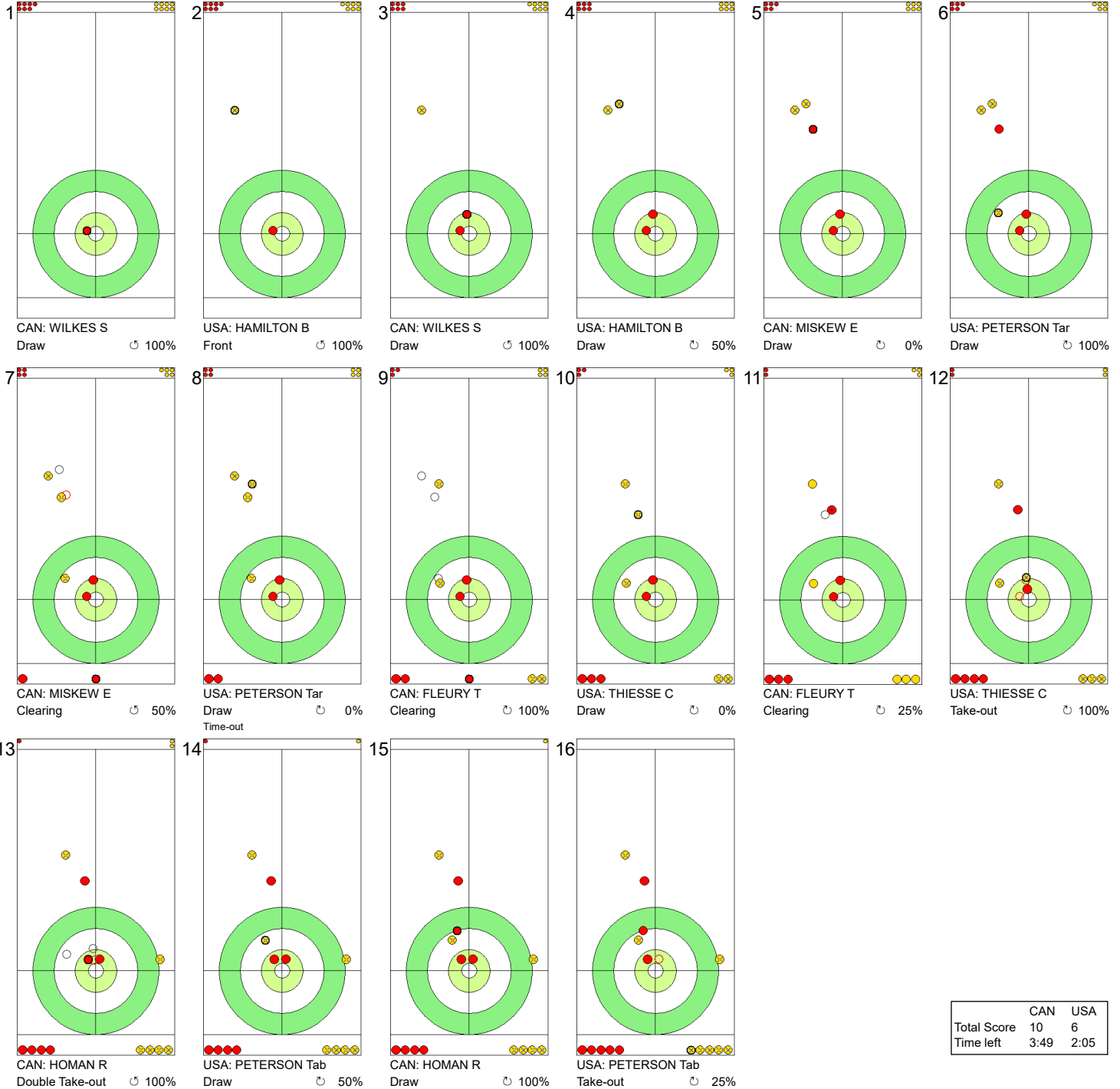
SUN 17 MAR 2024
Start Time 14:00

Round Robin Session 4 - Sheet C

WORLD CURLING

Game - Shot by Shot

End 9 **● CAN - Canada** 9 + 1 (this end) = 10 **● USA - United States** 6 + 0 (this end) = 6



	CAN	USA
Total Score	10	6
Time left	3:49	2:05

Legend:
 Clockwise Counter-clockwise - Not considered

SUN 17 MAR 2024
Start Time 14:00

Round Robin Session 4 - Sheet D

Game Results

Sheet	Team	LSFE	1	2	3	4	5	6	7	8	9	10	Extra Ends	Total
D	SWE - Sweden		0	0	0	1	0	1	1	0	1	0		4
	ITA - Italy	*	0	2	0	0	1	0	0	1	0	2		6

SWE - Sweden		Shot Success	Game	All
4 S	HASSELBORG Anna	84%	85%	
3 V	McMANUS Sara	95%	87%	
2	KNOCHENHAUER Agnes	88%	83%	
1	MABERGS Sofia	89%	94%	
A	HELDIN Johanna	-	-	
Team Total		89%	87%	

ITA - Italy		Shot Success	Game	All
4 S	CONSTANTINI Stefania	84%	87%	
3	MATHIS Elena	73%	76%	
2	ROMEI Angela	79%	78%	
1 V	ZARDINI LACEDELLI Giulia	95%	89%	
A	LO DESERTO Marta	-	-	
Team Total		83%	82%	

Last Stone Draw Distance

⌚	McMANUS Sara	39.4cm
⌚	KNOCHENHAUER Agnes	95.3cm
Total		134.7cm

Last Stone Draw Distance

⌚	ROMEI Angela	29.3cm
⌚	MATHIS Elena	10.7cm
Total		40.0cm

Time remaining: 0 minutes 20 seconds

Time-out: End 5 - SWE stone 6

Time remaining: 0 minutes 11 seconds

Time-out: End 7 - ITA stone 7

Shot Success Analysis

SWE - Sweden		⌚	⌚	Game	
4	HASSELBORG Anna	Draws	5 80%	7 89%	12 85%
		Take-outs	4 88%	4 75%	8 81%
		Total	9 83%	11 84%	20 84%
3	McMANUS Sara	Draws	6 88%	7 100%	13 94%
		Take-outs	0 -	7 96%	7 96%
		Total	6 88%	14 98%	20 95%
2	KNOCHENHAUER Agnes	Draws	3 100%	7 93%	10 95%
		Take-outs	2 75%	8 81%	10 80%
		Total	5 90%	15 87%	20 88%
1	MABERGS Sofia	Draws	8 81%	9 92%	17 87%
		Take-outs	0 -	3 100%	3 100%
		Total	8 81%	12 94%	20 89%
A	HELDIN Johanna	Draws	0 -	0 -	0 -
		Take-outs	0 -	0 -	0 -
		Total	0 -	0 -	0 -
Team		Draws	22 85%	30 93%	52 90%
		Take-outs	6 83%	22 88%	28 87%
		Total	28 85%	52 91%	80 89%

ITA - Italy		⌚	⌚	Game	
4	CONSTANTINI Stefania	Draws	4 63%	3 92%	7 75%
		Take-outs	2 100%	10 88%	12 90%
		Total	6 75%	13 88%	19 84%
3	MATHIS Elena	Draws	5 80%	1 100%	6 83%
		Take-outs	5 70%	9 67%	14 68%
		Total	10 75%	10 70%	20 73%
2	ROMEI Angela	Draws	2 100%	4 100%	6 100%
		Take-outs	6 75%	8 66%	14 70%
		Total	8 81%	12 77%	20 79%
1	ZARDINI LACEDELLI Giulia	Draws	3 83%	15 97%	18 94%
		Take-outs	2 100%	0 -	2 100%
		Total	5 90%	15 97%	20 95%
A	LO DESERTO Marta	Draws	0 -	0 -	0 -
		Take-outs	0 -	0 -	0 -
		Total	0 -	0 -	0 -
Team		Draws	14 79%	23 97%	37 90%
		Take-outs	15 80%	27 74%	42 76%
		Total	29 79%	50 85%	79 83%

Note:
Position and function for each team member:
4 = Fourth, 3 = Third, 2 = Second, 1 = Lead, A = Alternate, S = Skip, V = Vice-Skip

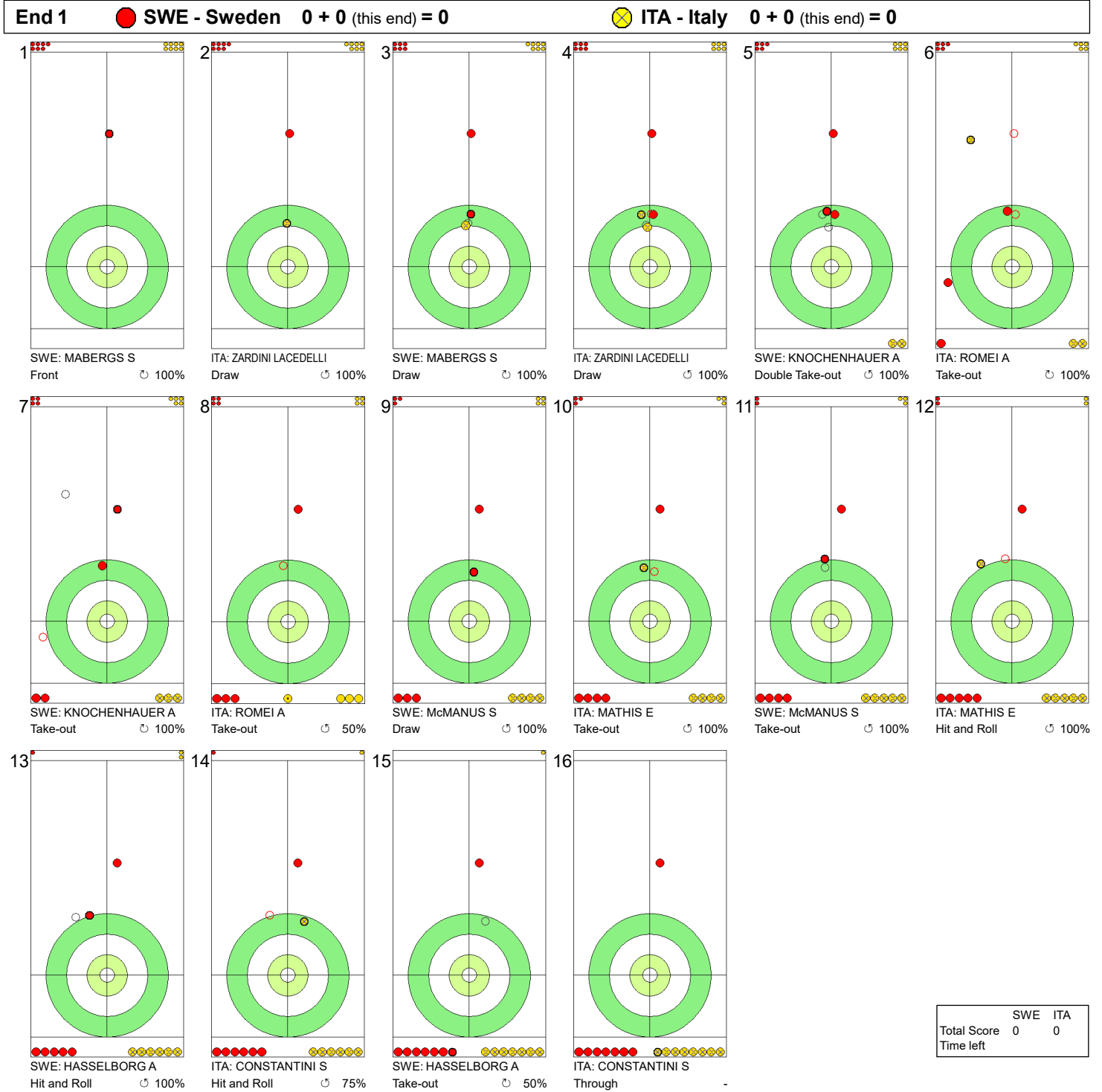
Legend:
⌚ Clockwise ⌚ Counter-clockwise LSFE(*) Last Stone First End

SUN 17 MAR 2024
Start Time 14:00

Round Robin Session 4 - Sheet D

WORLD CURLING

Game - Shot by Shot



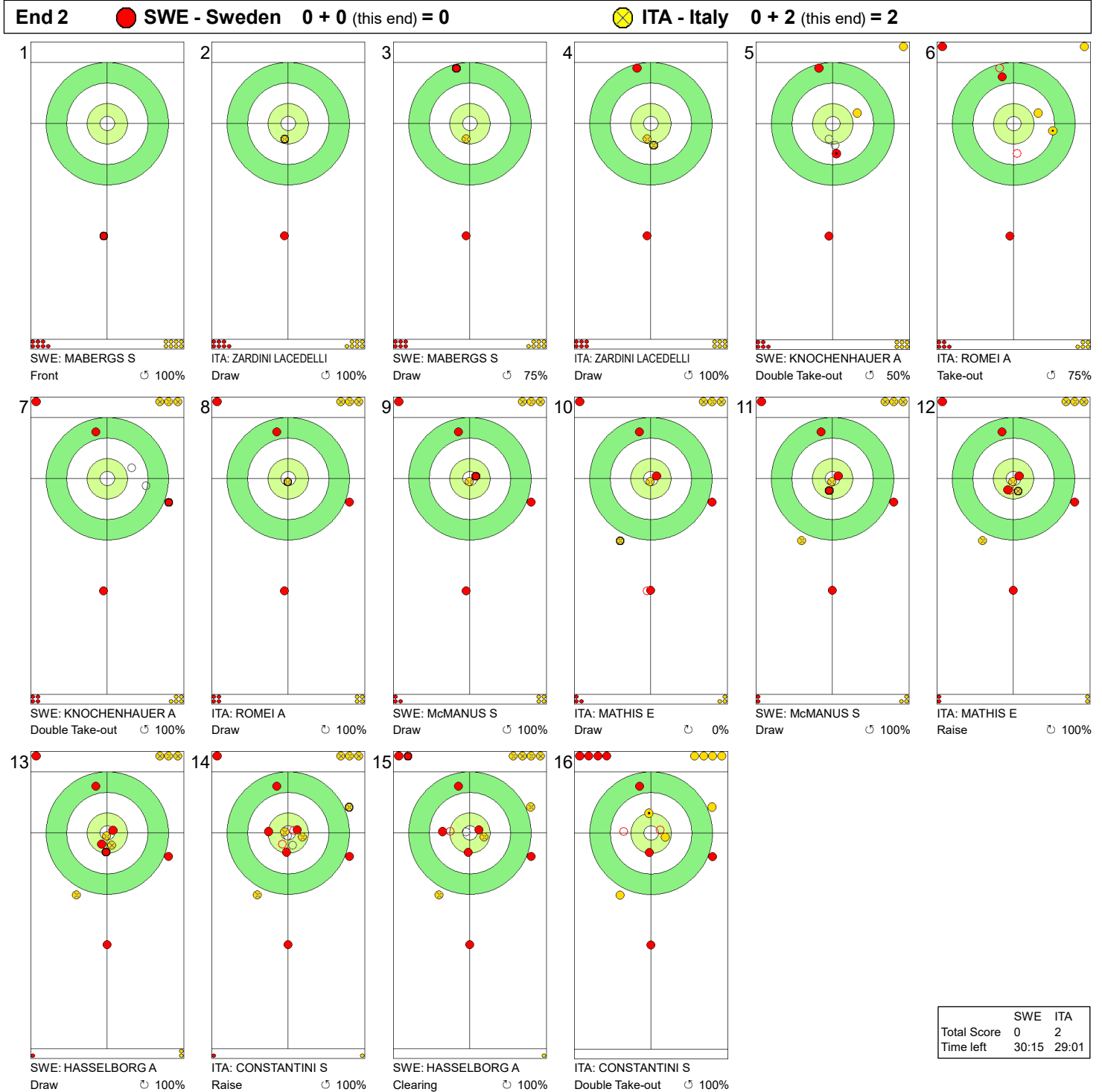
Legend:
 ↻ Clockwise ↺ Counter-clockwise - Not considered

SUN 17 MAR 2024
Start Time 14:00

Round Robin Session 4 - Sheet D

WORLD CURLING

Game - Shot by Shot



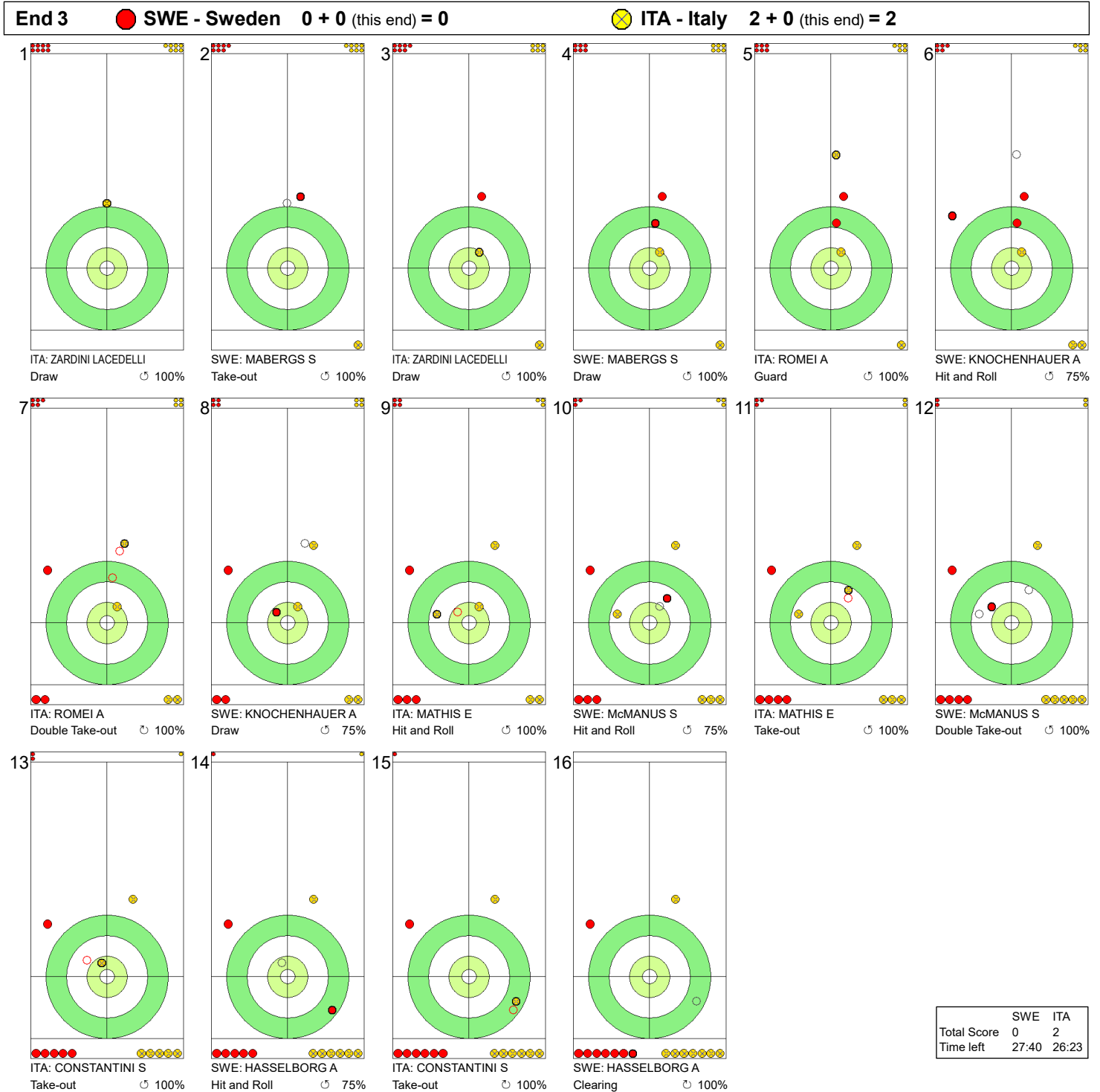
Legend:
 ↻ Clockwise ↺ Counter-clockwise - Not considered

SUN 17 MAR 2024
Start Time 14:00

Round Robin Session 4 - Sheet D

WORLD CURLING

Game - Shot by Shot



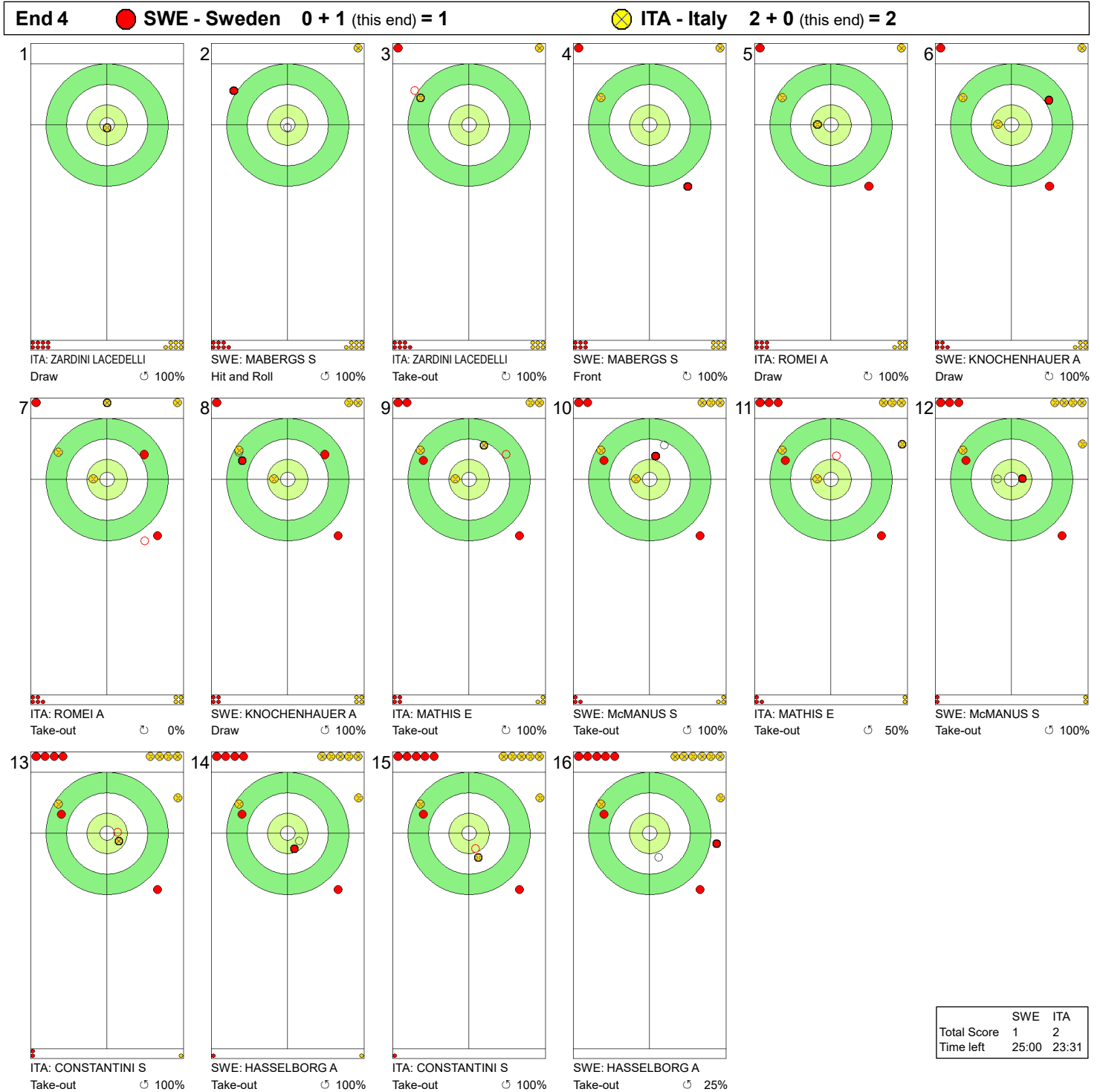
Legend:
 ↻ Clockwise ↺ Counter-clockwise - Not considered

SUN 17 MAR 2024
Start Time 14:00

Round Robin Session 4 - Sheet D

WORLD CURLING

Game - Shot by Shot

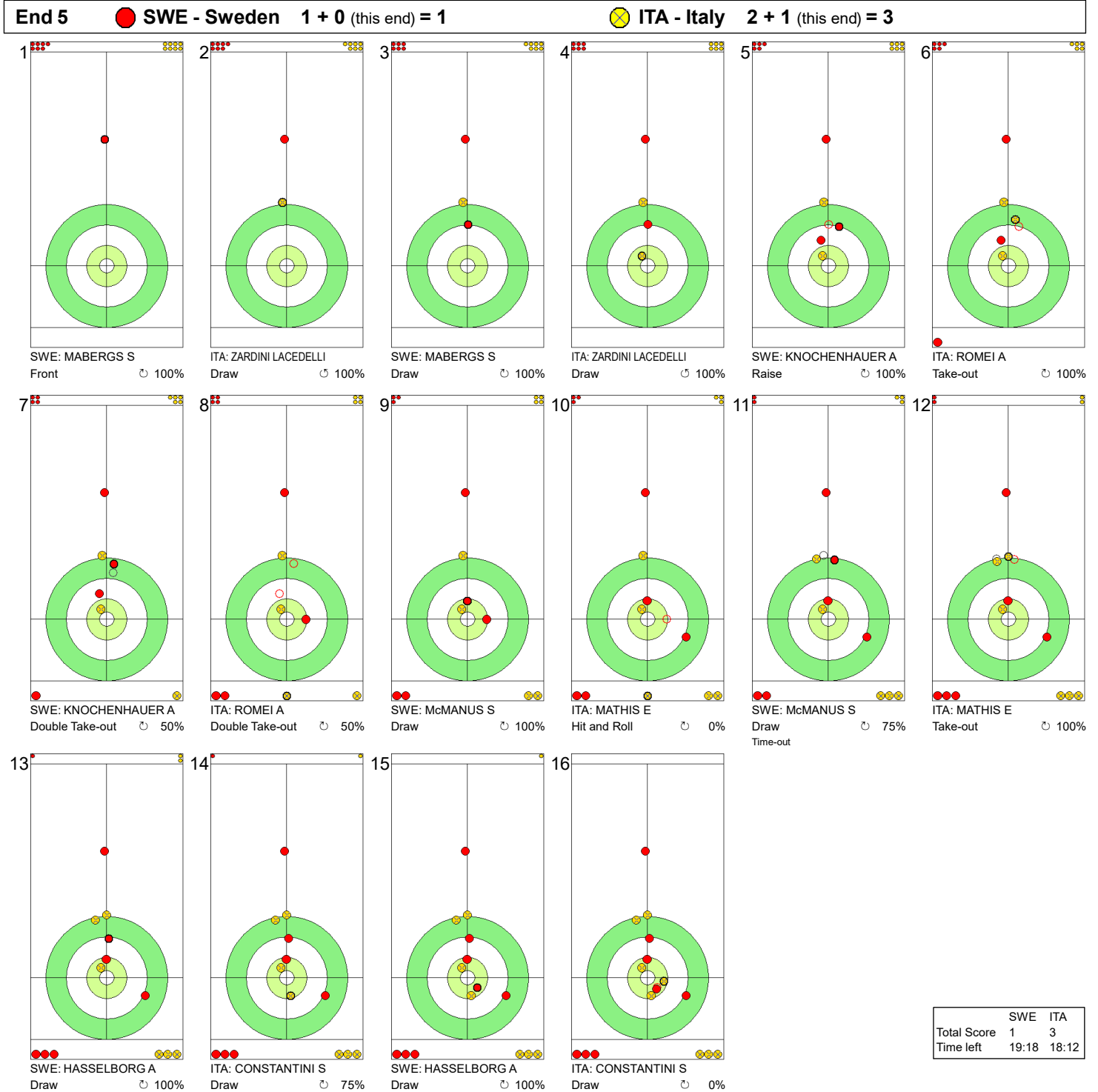


Legend:
 ↻ Clockwise ↺ Counter-clockwise - Not considered

SUN 17 MAR 2024
Start Time 14:00

Round Robin Session 4 - Sheet D

Game - Shot by Shot



Legend:
⌚ Clockwise ⌚ Counter-clockwise - Not considered

SUN 17 MAR 2024
Start Time 14:00

Round Robin Session 4 - Sheet D

Game - Shot by Shot

End 6 ● **SWE - Sweden** 1 + 1 (this end) = 2 ● **ITA - Italy** 3 + 0 (this end) = 3

<p>1</p> <p>ITA: ZARDINI LACEDELLI Draw 100%</p>	<p>2</p> <p>SWE: MABERGS S Take-out 100%</p>	<p>3</p> <p>ITA: ZARDINI LACEDELLI Take-out 100%</p>	<p>4</p> <p>SWE: MABERGS S Draw 100%</p>	<p>5</p> <p>ITA: ROMEI A Take-out 50%</p>	<p>6</p> <p>SWE: KNOCHENHAUER A Draw 100%</p>
<p>7</p> <p>ITA: ROMEI A Take-out 100%</p>	<p>8</p> <p>SWE: KNOCHENHAUER A Draw 75%</p>	<p>9</p> <p>ITA: MATHIS E Draw 100%</p>	<p>10</p> <p>SWE: McMANUS S Draw 100%</p>	<p>11</p> <p>ITA: MATHIS E Hit and Roll 0%</p>	<p>12</p> <p>SWE: McMANUS S Draw 50%</p>
<p>13</p> <p>ITA: CONSTANTINI S Take-out 100%</p>	<p>14</p> <p>SWE: HASSELBORG A Take-out 100%</p>	<p>15</p> <p>ITA: CONSTANTINI S Take-out 100%</p>	<p>16</p> <p>SWE: HASSELBORG A Draw 100%</p>		

	SWE	ITA
Total Score	2	3
Time left	16:51	14:38

Legend:
 ↻ Clockwise ↺ Counter-clockwise - Not considered

SUN 17 MAR 2024
Start Time 14:00

Round Robin Session 4 - Sheet D

WORLD CURLING

Game - Shot by Shot

End 7 **SWE - Sweden 2 + 1 (this end) = 3** **ITA - Italy 3 + 0 (this end) = 3**



	SWE	ITA
Total Score	3	3
Time left	9:48	9:21

Legend:
 Clockwise Counter-clockwise - Not considered

SUN 17 MAR 2024
Start Time 14:00

Round Robin Session 4 - Sheet D

WORLD CURLING

Game - Shot by Shot

End 8 ● **SWE - Sweden** 3 + 0 (this end) = 3 ● **ITA - Italy** 3 + 1 (this end) = 4



	SWE	ITA
Total Score	3	4
Time left	6:37	5:34

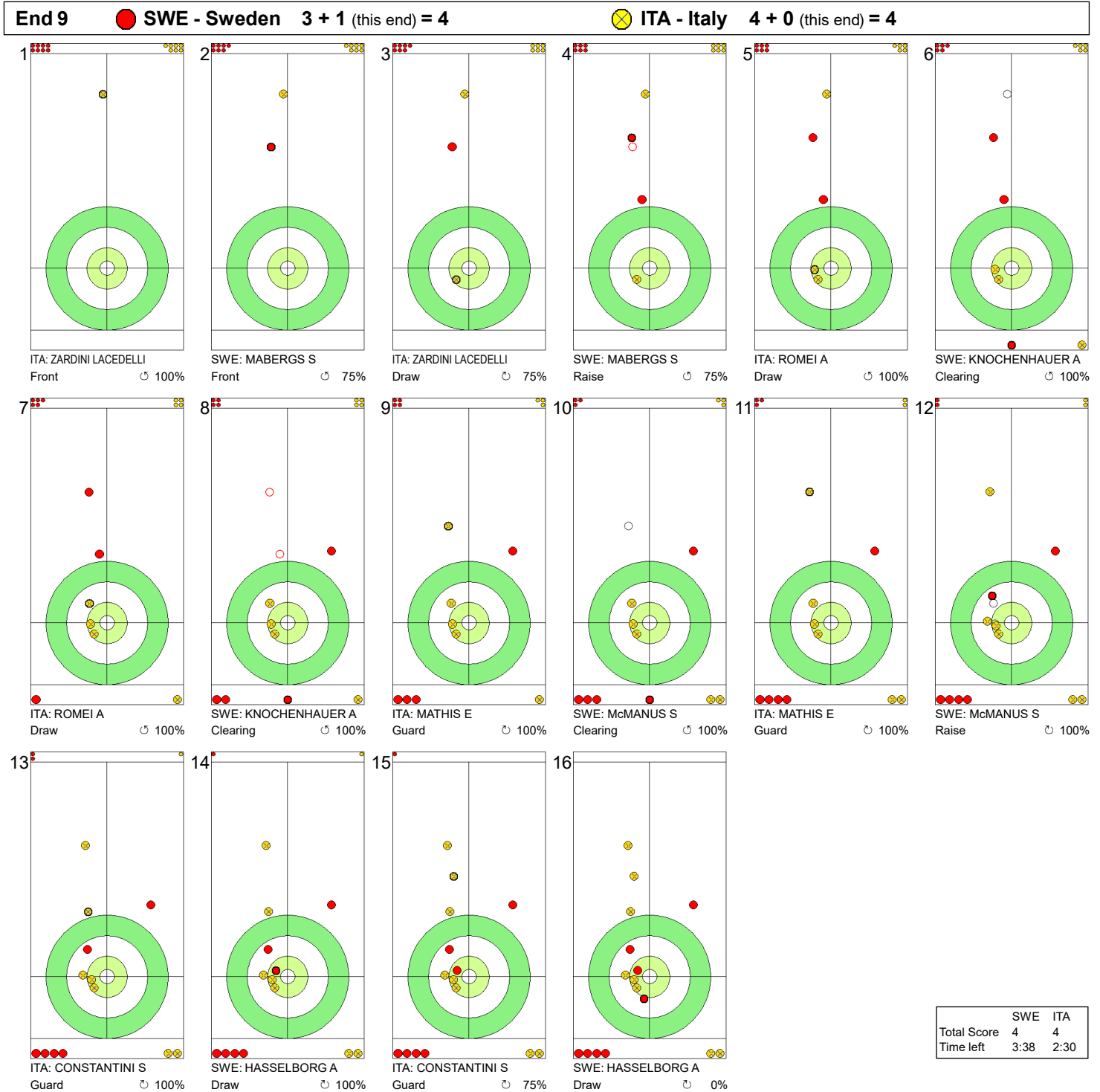
Legend:
 ↻ Clockwise ↺ Counter-clockwise - Not considered

SUN 17 MAR 2024
Start Time 14:00

Round Robin Session 4 - Sheet D

WORLD CURLING

Game - Shot by Shot



Legend:
 ↻ Clockwise ↺ Counter-clockwise - Not considered

SUN 17 MAR 2024
Start Time 14:00

Round Robin Session 4 - Sheet D

WORLD CURLING

Game - Shot by Shot

End 10 ● **SWE - Sweden 4 + 0 (this end) = 4** ● **ITA - Italy 4 + 2 (this end) = 6**



	SWE	ITA
Total Score	4	6
Time left	0:20	0:11

Legend:
 ↻ Clockwise ↺ Counter-clockwise - Not considered

SUN 17 MAR 2024
 Start Time 9:00

Round Robin Session 3

**WORLD
 CURLING**

Session Results and Standings

Sheet	Team	LSD/LSFE	1	2	3	4	5	6	7	8	9	10	Extra Ends	Total
A	NOR - Norway	146.2cm	0	0	4	0	1	1	0	1	0	1		8
	SWE - Sweden	53.7cm *	1	1	0	2	0	0	1	0	2	0		7
B	EST - Estonia	181.5cm	0	0	2	0	1	2	0	0	1	0		6
	KOR - Korea	133.3cm *	1	1	0	1	0	0	3	1	0	2		9
C	TUR - Türkiye	71.6cm *	0	1	0	0	1	0	1	1	0	X		4
	DEN - Denmark	212.3cm	0	0	0	5	0	2	0	0	3	X		10
D	SCO - Scotland	31.9cm *	1	0	0	1	0	0	1	0	3	0		6
	NZL - New Zealand	263.9cm	0	1	2	0	0	1	0	2	0	2		8

Current Standings

Rank	Team	Games	Wins	Losses
1	CAN - Canada	2	2	0
1	SUI - Switzerland	2	2	0
3	ITA - Italy	1	1	0
3	JPN - Japan	1	1	0
5	DEN - Denmark	2	1	1
5	KOR - Korea	2	1	1
5	NOR - Norway	2	1	1
5	NZL - New Zealand	2	1	1
5	SCO - Scotland	2	1	1
5	USA - United States	2	1	1
11	EST - Estonia	2	0	2
11	SWE - Sweden	2	0	2
11	TUR - Türkiye	2	0	2

Attendance

Session: 1'231 Total: 5'653

Note:
 Under WCF rules, tie-breaking rules for standings are not applied until after the last game of the round robin.

Legend:
LSD Last Stone Draw **LSFE(*)** Last Stone First End **X** Unplayed/unfinished end due to concession

SUN 17 MAR 2024
Start Time 9:00

Round Robin Session 3 - Sheet A

WORLD CURLING

Game Results

Sheet	Team	LSFE	1	2	3	4	5	6	7	8	9	10	Extra Ends	Total
A	NOR - Norway		0	0	4	0	1	1	0	1	0	1		8
	SWE - Sweden	*	1	1	0	2	0	0	1	0	2	0		7

NOR - Norway		Shot Success	Game	All
4 V	SKASLIEN Kristin	80%	76%	
3 S	ROERVIK Marianne	85%	81%	
2	HASLEV NORDBYE Mille	98%	89%	
1	ROENNING Martine	89%	85%	
A	FORBREGD Ingeborg	-	-	
Team Total		88%	83%	

SWE - Sweden		Shot Success	Game	All
4 S	HASSELBORG Anna	88%	86%	
3 V	McMANUS Sara	80%	83%	
2	KNOCHENHAUER Agnes	81%	81%	
1	MABERGS Sofia	99%	97%	
A	HELDIN Johanna	-	-	
Team Total		87%	87%	

Last Stone Draw Distance

🕒	HASLEV NORDBYE Mille	114.1cm
🕒	ROERVIK Marianne	32.1cm
Total		146.2cm

Last Stone Draw Distance

🕒	HASSELBORG Anna	16.1cm
🕒	MABERGS Sofia	37.6cm
Total		53.7cm

Time remaining: 1 minute 6 seconds

Time-out: End 10 - NOR stone 7

Time remaining: 0 minutes 8 seconds

Time-out: End 9 - SWE stone 6

Shot Success Analysis

NOR - Norway		🕒	🕒	Game
4	SKASLIEN Kristin	Draws 2 50%	8 88%	10 80%
		Take-outs 6 79%	4 81%	10 80%
		Total 8 72%	12 85%	20 80%
3	ROERVIK Marianne	Draws 4 94%	4 63%	8 78%
		Take-outs 7 86%	5 95%	12 90%
		Total 11 89%	9 81%	20 85%
2	HASLEV NORDBYE Mille	Draws 6 92%	7 100%	13 96%
		Take-outs 4 100%	3 100%	7 100%
		Total 10 95%	10 100%	20 98%
1	ROENNING Martine	Draws 6 92%	9 86%	15 88%
		Take-outs 3 83%	2 100%	5 90%
		Total 9 89%	11 89%	20 89%
A	FORBREGD Ingeborg	Draws 0 -	0 -	0 -
		Take-outs 0 -	0 -	0 -
		Total 0 -	0 -	0 -
Team		Draws 18 88%	28 87%	46 87%
		Take-outs 20 86%	14 93%	34 89%
		Total 38 87%	42 89%	80 88%

SWE - Sweden		🕒	🕒	Game
4	HASSELBORG Anna	Draws 9 94%	2 88%	11 93%
		Take-outs 3 100%	6 71%	9 81%
		Total 12 96%	8 75%	20 88%
3	McMANUS Sara	Draws 4 81%	5 90%	9 86%
		Take-outs 8 88%	3 42%	11 75%
		Total 12 85%	8 72%	20 80%
2	KNOCHENHAUER Agnes	Draws 8 91%	7 79%	15 85%
		Take-outs 0 -	5 70%	5 70%
		Total 8 91%	12 75%	20 81%
1	MABERGS Sofia	Draws 8 97%	8 100%	16 98%
		Take-outs 3 100%	1 100%	4 100%
		Total 11 98%	9 100%	20 99%
A	HELDIN Johanna	Draws 0 -	0 -	0 -
		Take-outs 0 -	0 -	0 -
		Total 0 -	0 -	0 -
Team		Draws 29 92%	22 90%	51 91%
		Take-outs 14 93%	15 67%	29 79%
		Total 43 92%	37 80%	80 87%

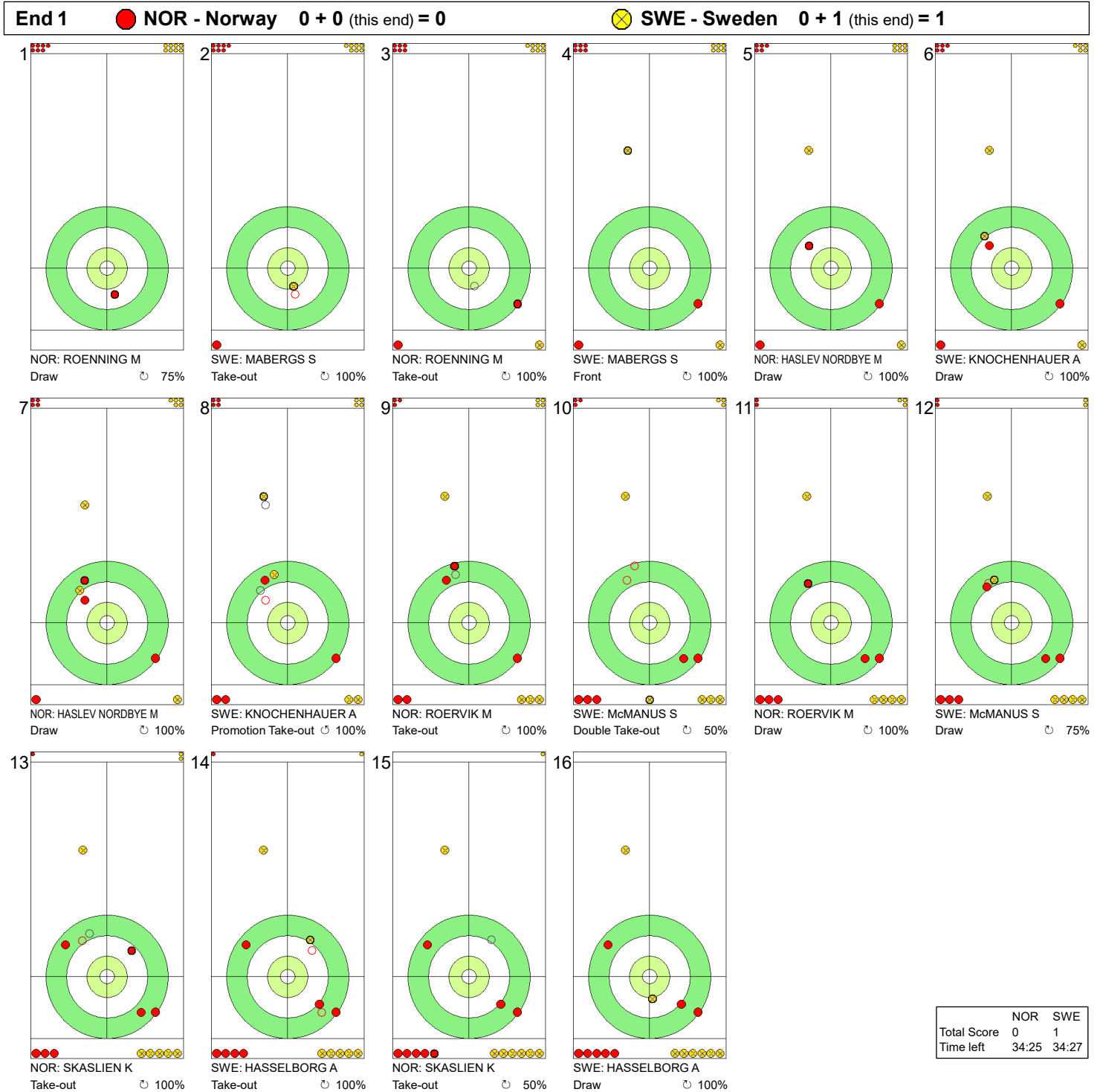
Note:
Position and function for each team member:
4 = Fourth, 3 = Third, 2 = Second, 1 = Lead, A = Alternate, S = Skip, V = Vice-Skip

Legend:
🕒 Clockwise 🕒 Counter-clockwise LSFE(*) Last Stone First End

SUN 17 MAR 2024
Start Time 9:00

Round Robin Session 3 - Sheet A

Game - Shot by Shot



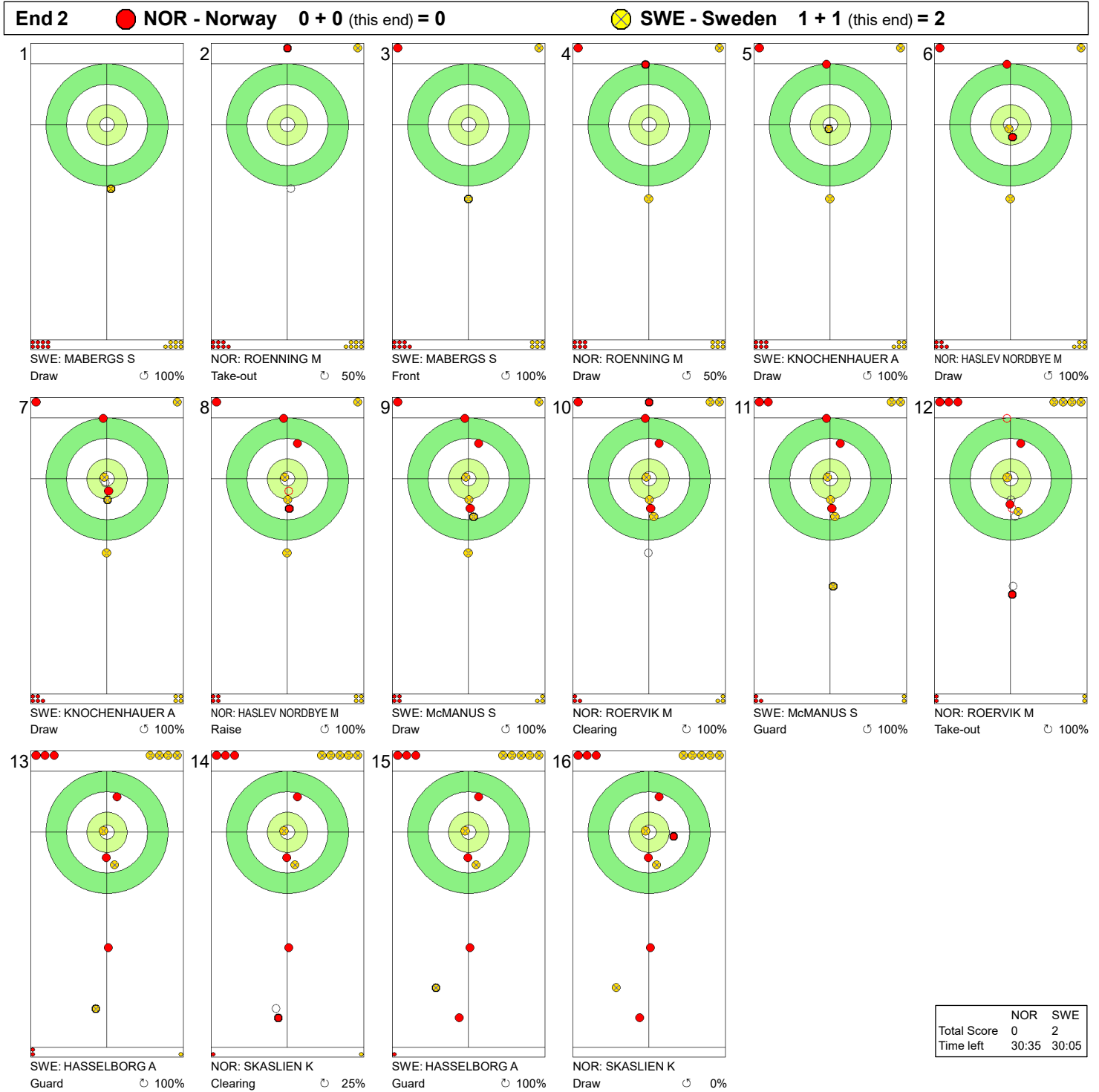
	NOR	SWE
Total Score	0	1
Time left	34:25	34:27

Legend:
 Clockwise Counter-clockwise - Not considered

SUN 17 MAR 2024
Start Time 9:00

Round Robin Session 3 - Sheet A

Game - Shot by Shot



Legend:
 ↻ Clockwise ↺ Counter-clockwise - Not considered

SUN 17 MAR 2024
Start Time 9:00

Round Robin Session 3 - Sheet A

WORLD CURLING

Game - Shot by Shot

End 3 **NOR - Norway 0 + 4 (this end) = 4** **SWE - Sweden 2 + 0 (this end) = 2**



	NOR	SWE
Total Score	4	2
Time left	26:43	26:01

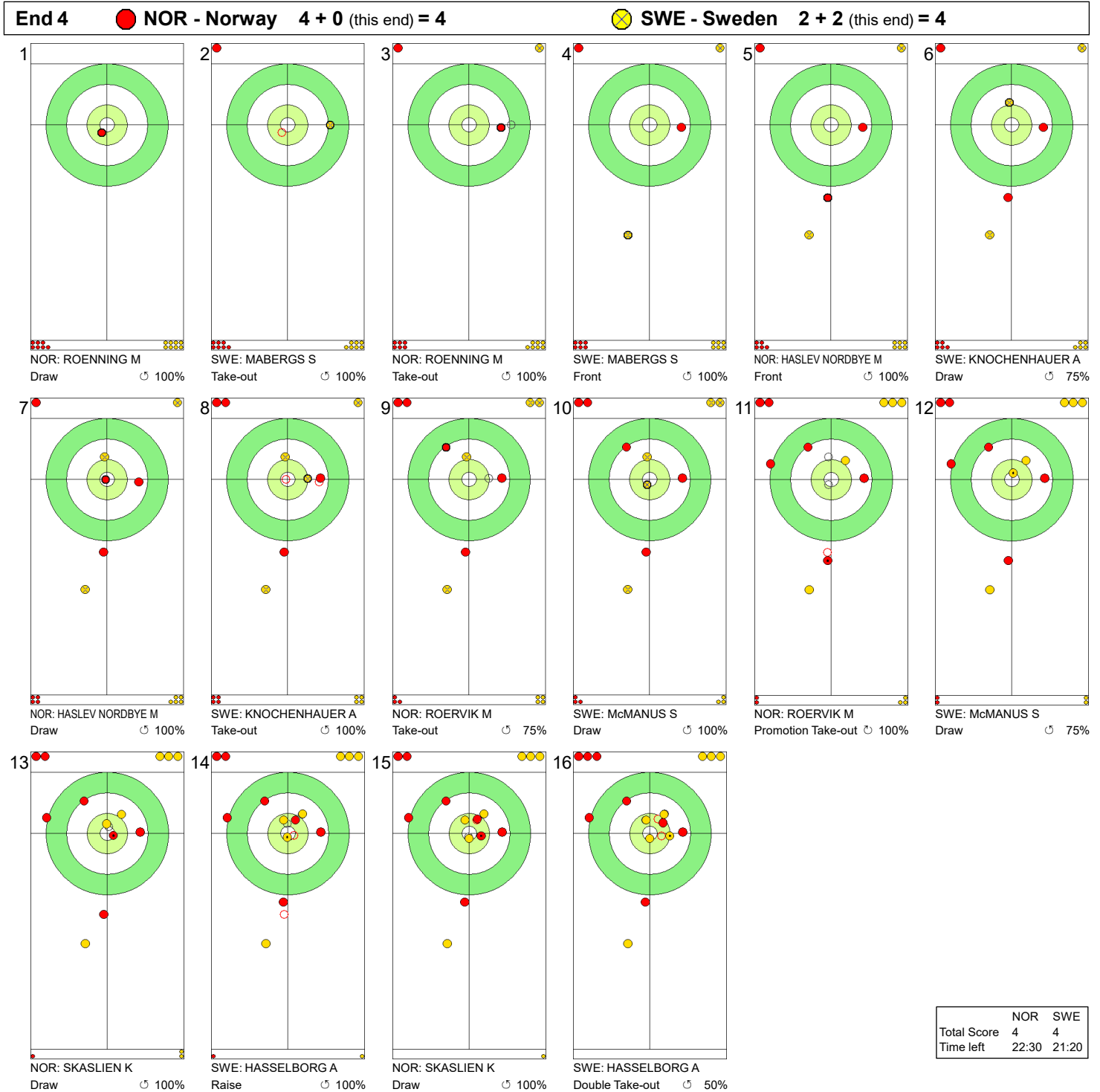
Legend:
 ↻ Clockwise ↺ Counter-clockwise - Not considered

SUN 17 MAR 2024
Start Time 9:00

Round Robin Session 3 - Sheet A

WORLD CURLING

Game - Shot by Shot



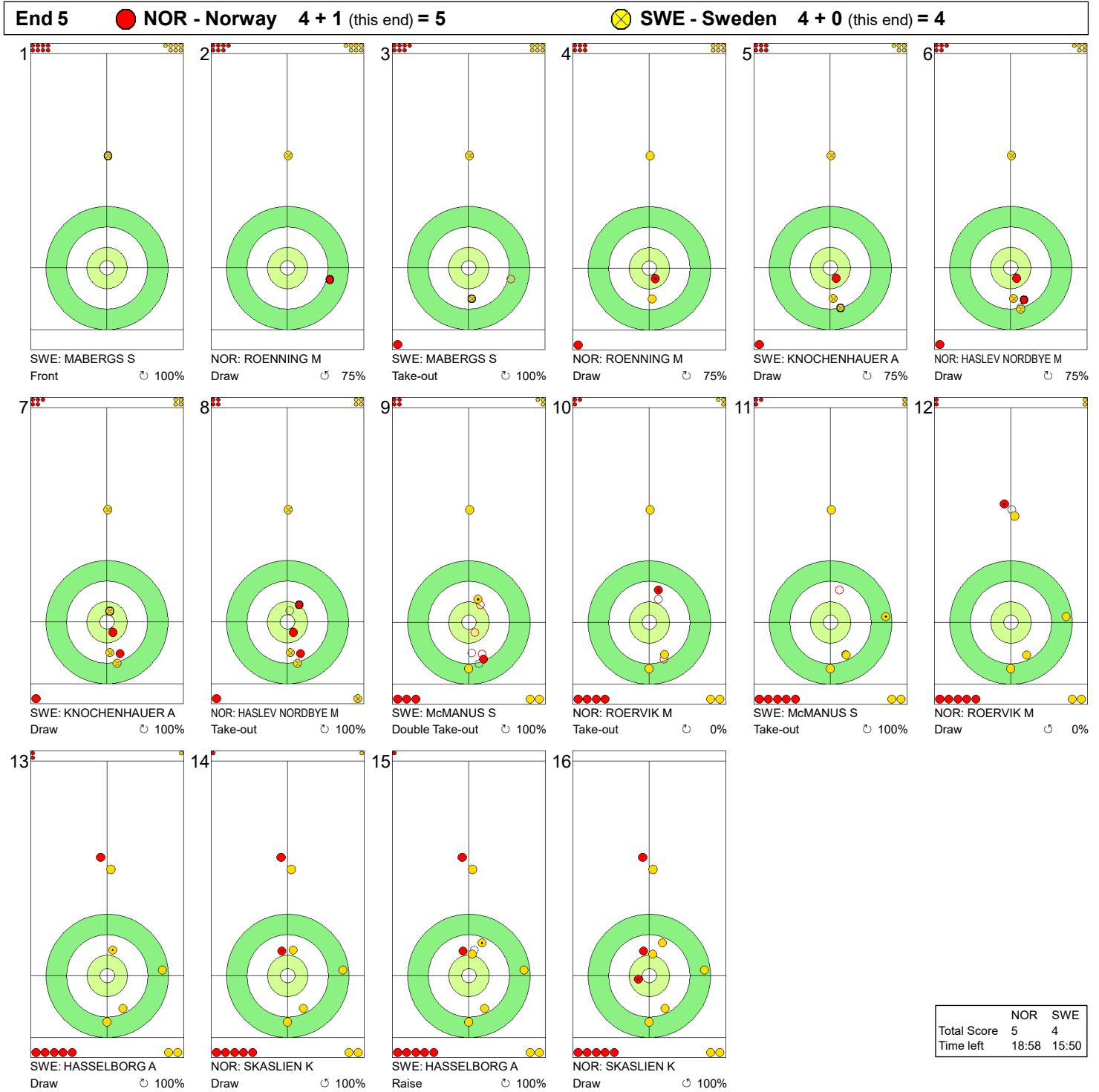
Legend:
 ↻ Clockwise ↺ Counter-clockwise - Not considered

SUN 17 MAR 2024
Start Time 9:00

Round Robin Session 3 - Sheet A

WORLD CURLING

Game - Shot by Shot



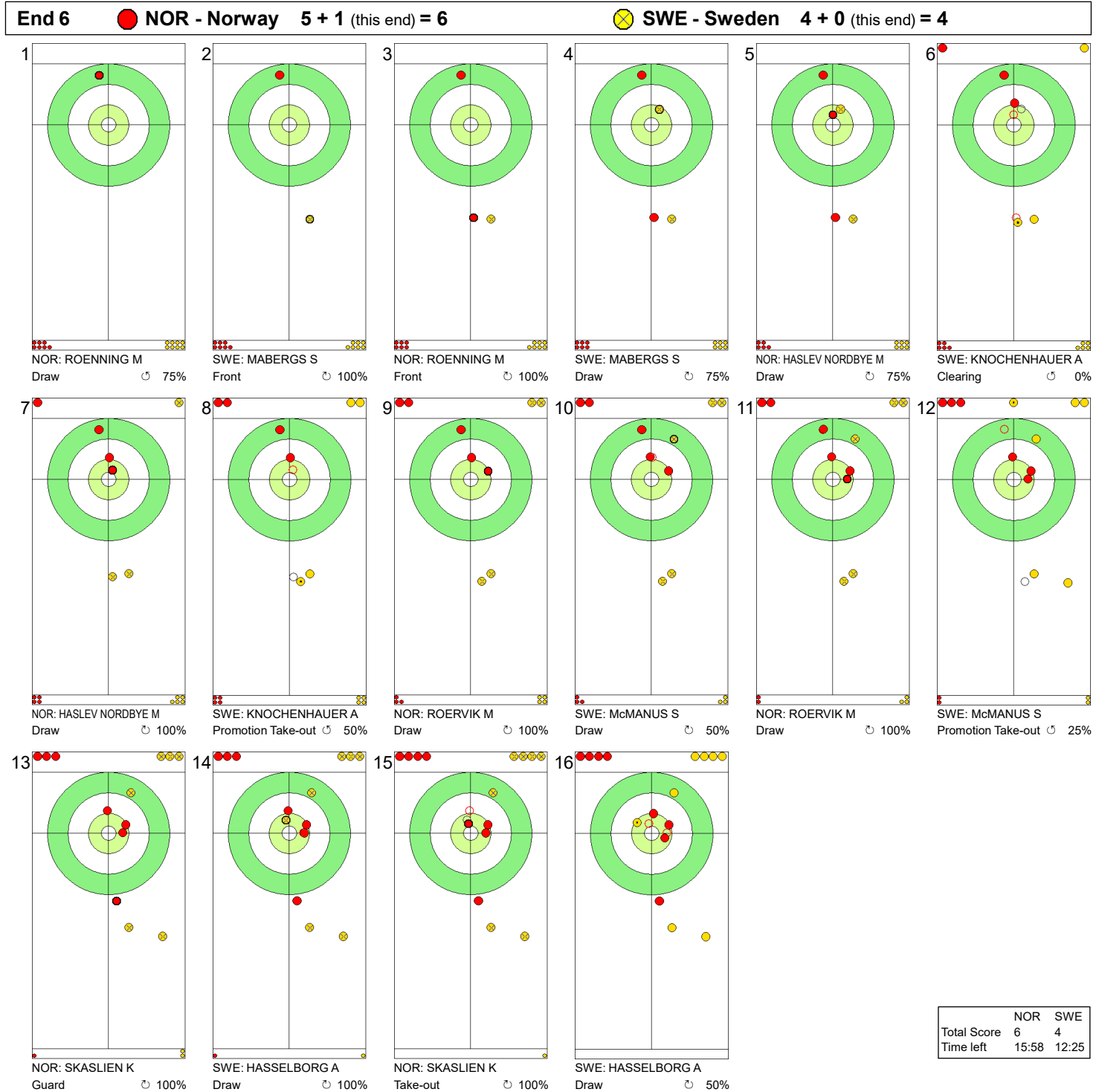
Legend:
 ↻ Clockwise ↺ Counter-clockwise - Not considered

SUN 17 MAR 2024
Start Time 9:00

Round Robin Session 3 - Sheet A

WORLD CURLING

Game - Shot by Shot



Legend:
 ↻ Clockwise ↺ Counter-clockwise - Not considered

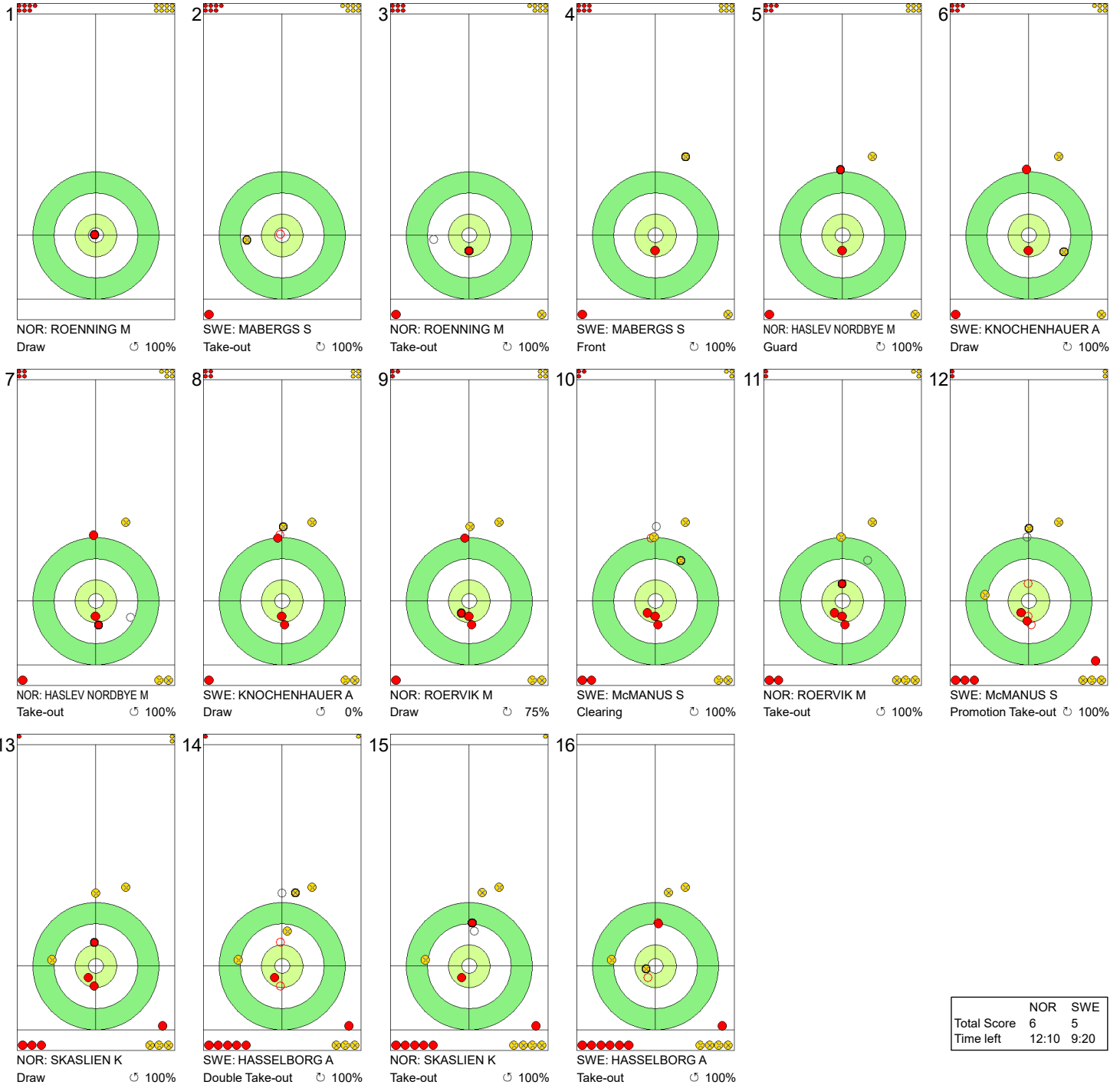
SUN 17 MAR 2024
Start Time 9:00

Round Robin Session 3 - Sheet A

WORLD CURLING

Game - Shot by Shot

End 7 **NOR - Norway 6 + 0 (this end) = 6** **SWE - Sweden 4 + 1 (this end) = 5**



	NOR	SWE
Total Score	6	5
Time left	12:10	9:20

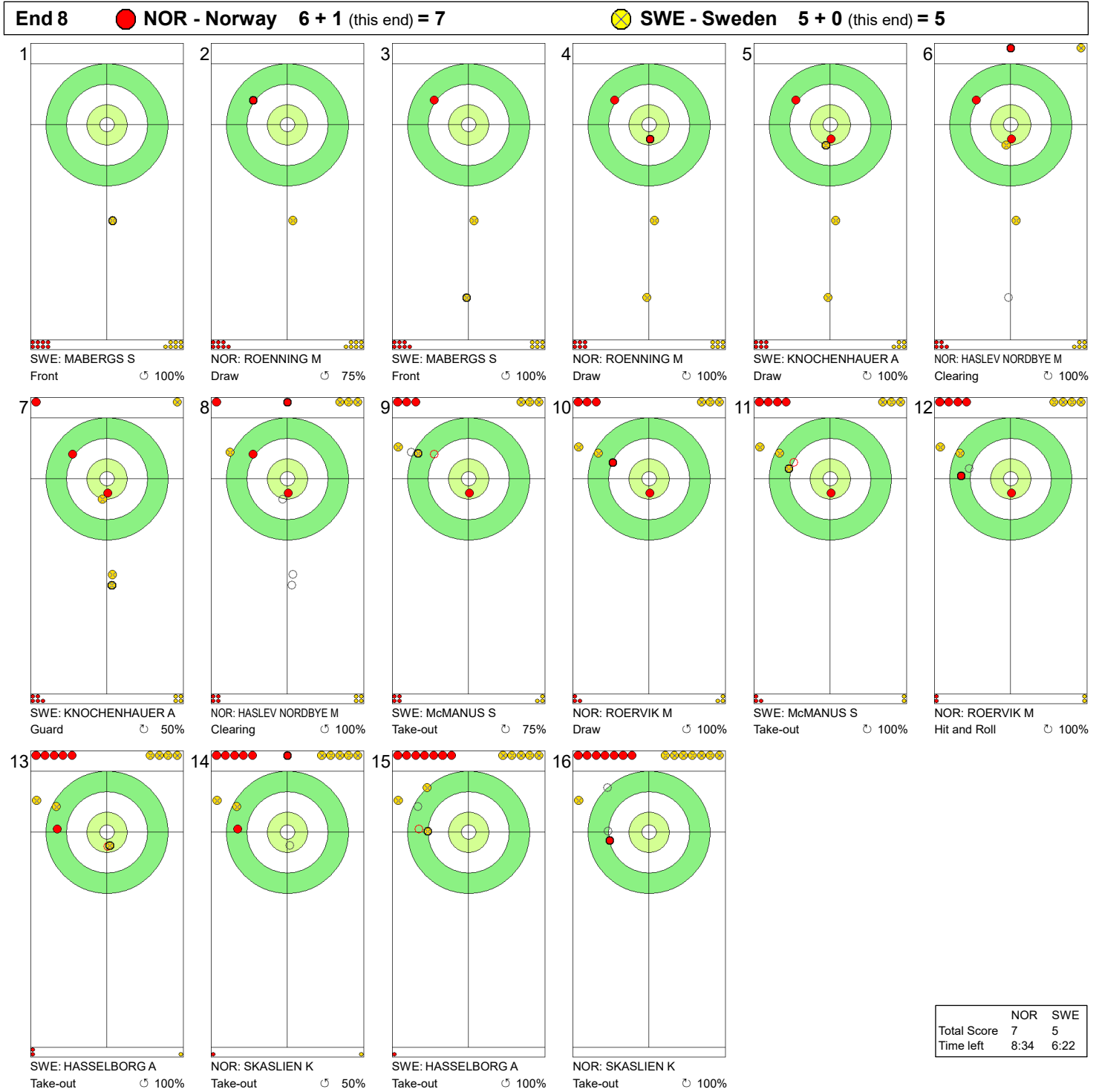
Legend:
 Clockwise Counter-clockwise - Not considered

SUN 17 MAR 2024
Start Time 9:00

Round Robin Session 3 - Sheet A

WORLD CURLING

Game - Shot by Shot



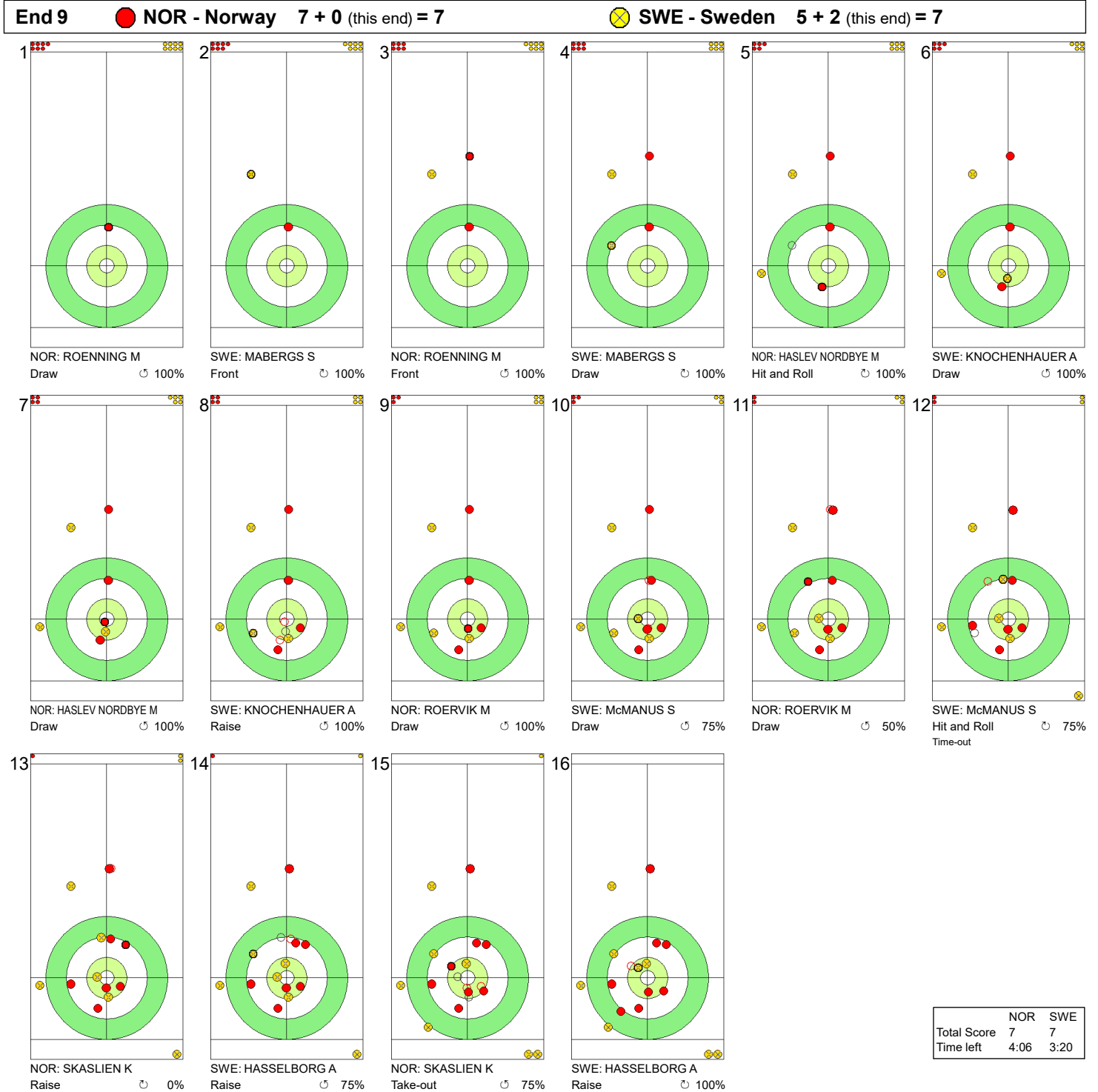
Legend:
 ↻ Clockwise ↺ Counter-clockwise - Not considered

SUN 17 MAR 2024
Start Time 9:00

Round Robin Session 3 - Sheet A

WORLD CURLING

Game - Shot by Shot



Legend:
 ↻ Clockwise ↺ Counter-clockwise - Not considered

SUN 17 MAR 2024
Start Time 9:00

Round Robin Session 3 - Sheet A

WORLD CURLING

Game - Shot by Shot

End 10 **NOR - Norway 7 + 1 (this end) = 8** **SWE - Sweden 7 + 0 (this end) = 7**



	NOR	SWE
Total Score	8	7
Time left	1:06	0:08

Legend:
 Clockwise Counter-clockwise - Not considered

SUN 17 MAR 2024
Start Time 9:00

Round Robin Session 3 - Sheet B

WORLD CURLING

Game Results

Sheet	Team	LSFE	1	2	3	4	5	6	7	8	9	10	Extra Ends	Total
B	EST - Estonia		0	0	2	0	1	2	0	0	1	0		6
	KOR - Korea	*	1	1	0	1	0	0	3	1	0	2		9

EST - Estonia		Shot Success Game	All
4	TUVIKE Erika	66%	61%
3	V LAIDSALU Kerli	68%	73%
2	S TURMANN Liisa	66%	74%
1	GROSSMANN Heili	84%	76%
A	-	-	-
Team Total		71%	71%

KOR - Korea		Shot Success Game	All
4	S GIM Eunji	61%	63%
3	V KIM Minji	86%	79%
2	KIM Suji	78%	78%
1	SEOL Yeeun	85%	85%
A	SEOL Yeji	-	-
Team Total		78%	77%

Last Stone Draw Distance

⌚	GROSSMANN Heili	135.7cm
⌚	TURMANN Liisa	45.8cm
Total		181.5cm

Last Stone Draw Distance

⌚	KIM Suji	30.2cm
⌚	SEOL Yeeun	103.1cm
Total		133.3cm

Time remaining: 2 minutes 47 seconds

Time-out: End 10 - EST stone 7

Time remaining: 6 minutes 0 seconds

Time-out: End 8 - KOR stone 8

Shot Success Analysis

EST - Estonia		⌚	⌚	Game
4 TUVIKE Erika	Draws	9 75%	5 55%	14 68%
	Take-outs	4 56%	2 75%	6 63%
	Total	13 69%	7 61%	20 66%
3 LAIDSALU Kerli	Draws	7 96%	4 31%	11 73%
	Take-outs	2 63%	7 61%	9 61%
	Total	9 89%	11 50%	20 68%
2 TURMANN Liisa	Draws	9 67%	3 33%	12 58%
	Take-outs	2 88%	6 75%	8 78%
	Total	11 70%	9 61%	20 66%
1 GROSSMANN Heili	Draws	11 91%	6 75%	17 85%
	Take-outs	1 100%	2 63%	3 75%
	Total	12 92%	8 72%	20 84%
A -	Draws	0 -	0 -	0 -
	Take-outs	0 -	0 -	0 -
	Total	0 -	0 -	0 -
Team	Draws	36 82%	18 53%	54 72%
	Take-outs	9 69%	17 68%	26 68%
	Total	45 79%	35 60%	80 71%

KOR - Korea		⌚	⌚	Game
4 GIM Eunji	Draws	4 81%	7 50%	11 61%
	Take-outs	5 30%	4 100%	9 61%
	Total	9 53%	11 68%	20 61%
3 KIM Minji	Draws	3 92%	2 100%	5 95%
	Take-outs	9 81%	6 88%	15 83%
	Total	12 83%	8 91%	20 86%
2 KIM Suji	Draws	3 25%	3 100%	6 63%
	Take-outs	6 83%	8 84%	14 84%
	Total	9 64%	11 89%	20 78%
1 SEOL Yeeun	Draws	2 88%	16 84%	18 85%
	Take-outs	0 -	2 88%	2 88%
	Total	2 88%	18 85%	20 85%
A SEOL Yeji	Draws	0 -	0 -	0 -
	Take-outs	0 -	0 -	0 -
	Total	0 -	0 -	0 -
Team	Draws	12 71%	28 79%	40 76%
	Take-outs	20 69%	20 89%	40 79%
	Total	32 70%	48 83%	80 78%

Note:
Position and function for each team member:
4 = Fourth, 3 = Third, 2 = Second, 1 = Lead, A = Alternate, S = Skip, V = Vice-Skip

Legend:
⌚ Clockwise ⌚ Counter-clockwise LSFE(*) Last Stone First End

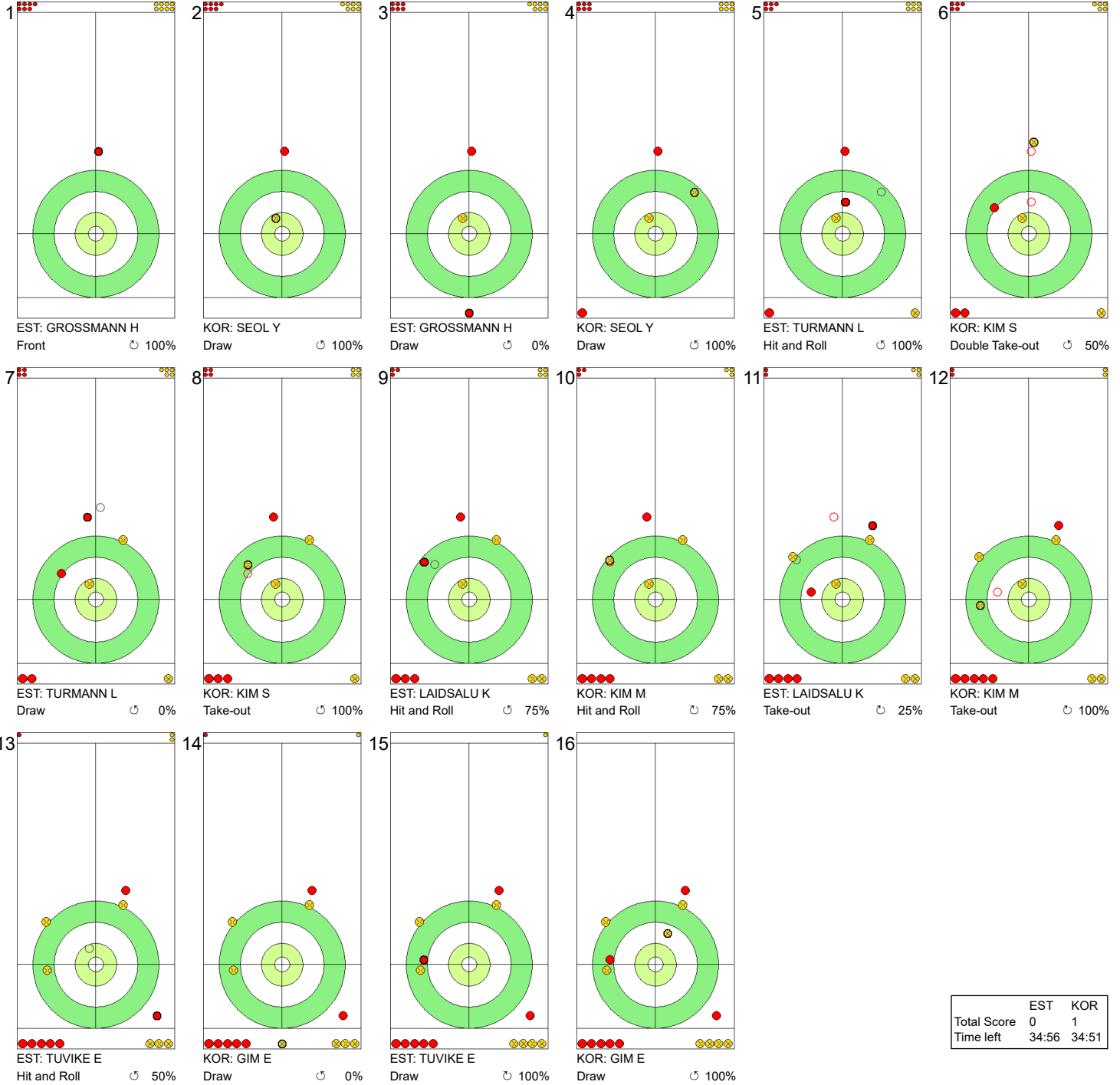
SUN 17 MAR 2024
Start Time 9:00

Round Robin Session 3 - Sheet B

WORLD CURLING

Game - Shot by Shot

End 1 ● **EST - Estonia** 0 + 0 (this end) = 0 ● **KOR - Korea** 0 + 1 (this end) = 1



	EST	KOR
Total Score	0	1
Time left	34:56	34:51

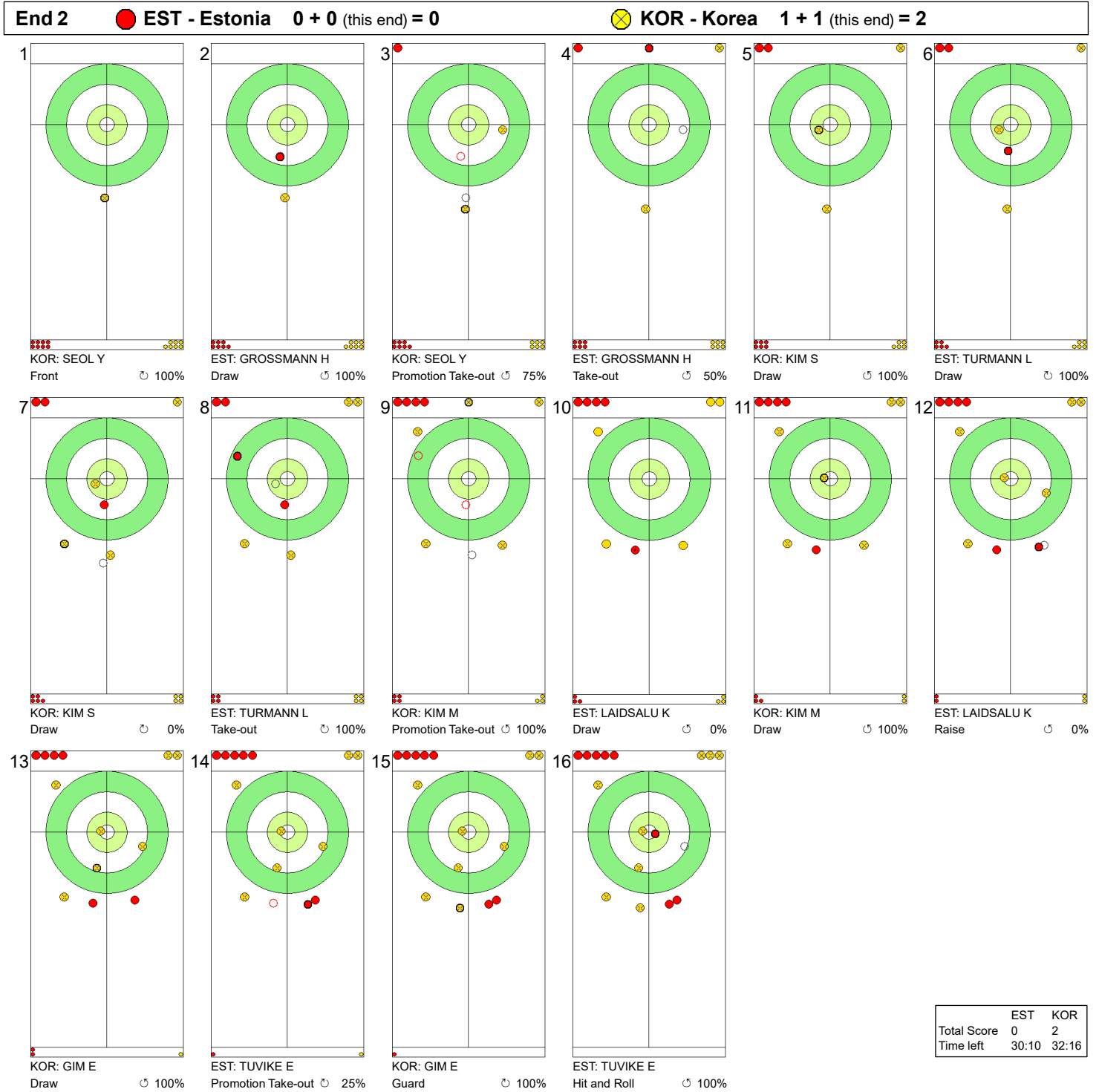
Legend:
 ↻ Clockwise ↺ Counter-clockwise - Not considered

SUN 17 MAR 2024
Start Time 9:00

Round Robin Session 3 - Sheet B

WORLD CURLING

Game - Shot by Shot



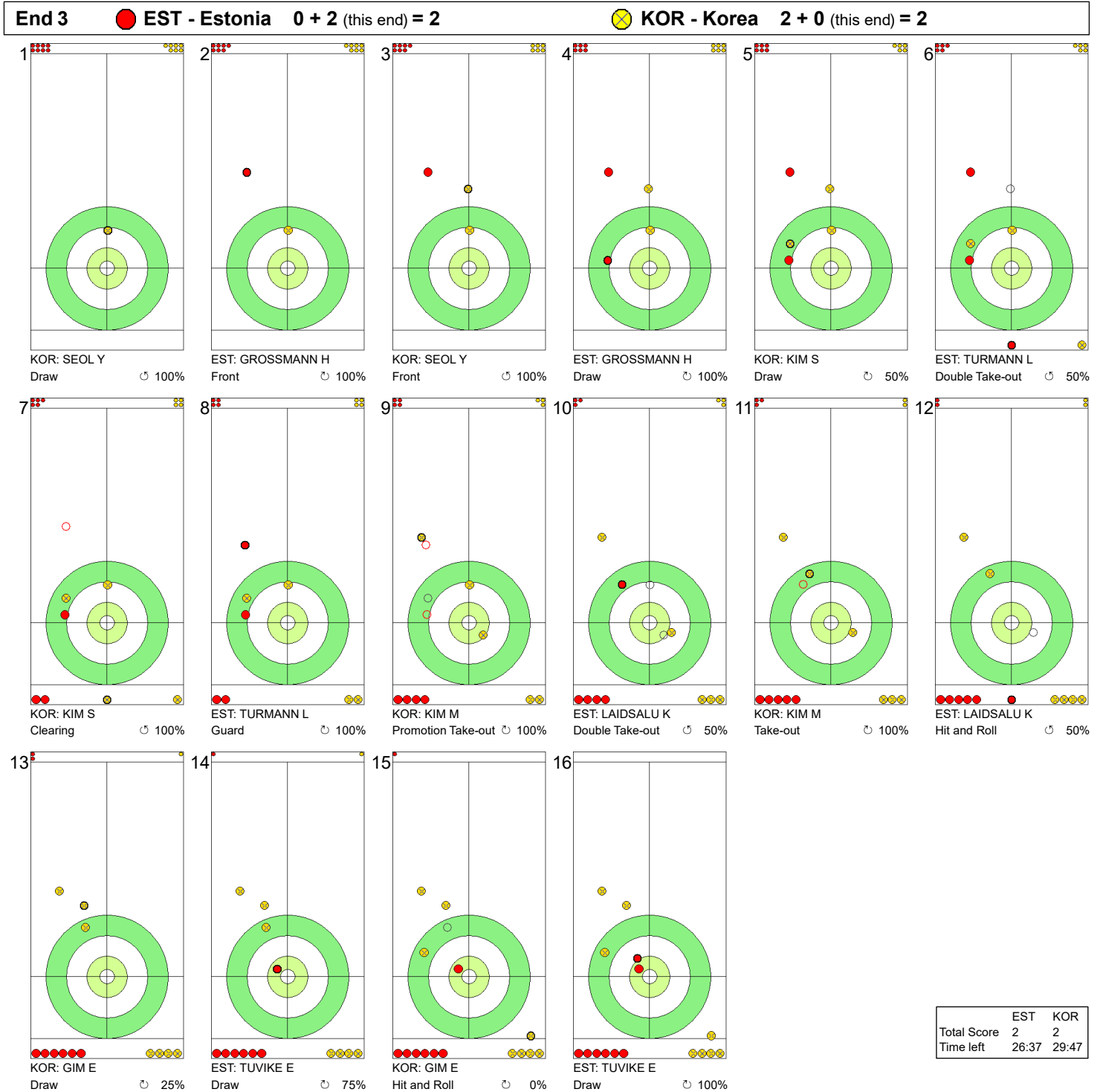
Legend:
 ↻ Clockwise ↺ Counter-clockwise - Not considered

SUN 17 MAR 2024
Start Time 9:00

Round Robin Session 3 - Sheet B

WORLD CURLING

Game - Shot by Shot



Legend:
 ↻ Clockwise ↺ Counter-clockwise - Not considered

SUN 17 MAR 2024
Start Time 9:00

Round Robin Session 3 - Sheet B

WORLD CURLING

Game - Shot by Shot

End 4 ● EST - Estonia 2 + 0 (this end) = 2			● KOR - Korea 2 + 1 (this end) = 3		
1	2	3	4	5	6
EST: GROSSMANN H Front ⌚ 100%	KOR: SEOL Y Draw ⌚ 100%	EST: GROSSMANN H Draw ⌚ 50%	KOR: SEOL Y Take-out ⌚ 100%	EST: TURMANN L Double Take-out ⌚ 100%	KOR: KIM S Take-out ⌚ 100%
7	8	9	10	11	12
EST: TURMANN L Hit and Roll ⌚ 75%	KOR: KIM S Take-out ⌚ 50%	EST: LAIDSALU K Draw ⌚ 100%	KOR: KIM M Clearing ⌚ 100%	EST: LAIDSALU K Guard ⌚ 100%	KOR: KIM M Double Take-out ⌚ 50%
13	14	15	16		
EST: TUVIKE E Guard ⌚ 100%	KOR: GIM E Draw ⌚ 0%	EST: TUVIKE E Guard ⌚ 50%	KOR: GIM E Double Take-out ⌚ 100%		

	EST	KOR
Total Score	2	3
Time left	23:23	26:36

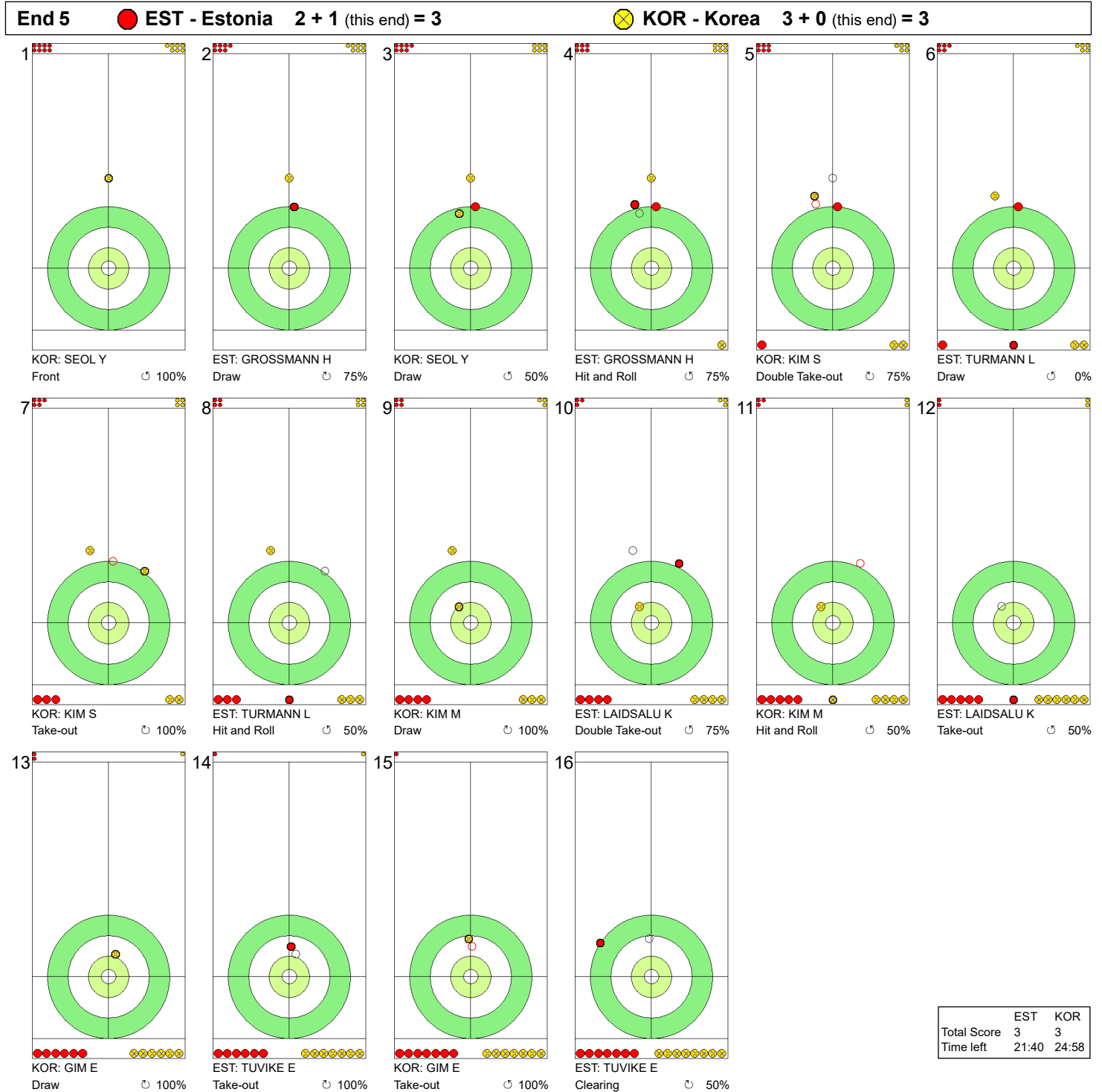
Legend:
 ⌚ Clockwise ⌚ Counter-clockwise - Not considered

SUN 17 MAR 2024
Start Time 9:00

Round Robin Session 3 - Sheet B

WORLD CURLING

Game - Shot by Shot



Legend:
 ↻ Clockwise ↺ Counter-clockwise - Not considered

SUN 17 MAR 2024
Start Time 9:00

Round Robin Session 3 - Sheet B

WORLD CURLING

Game - Shot by Shot



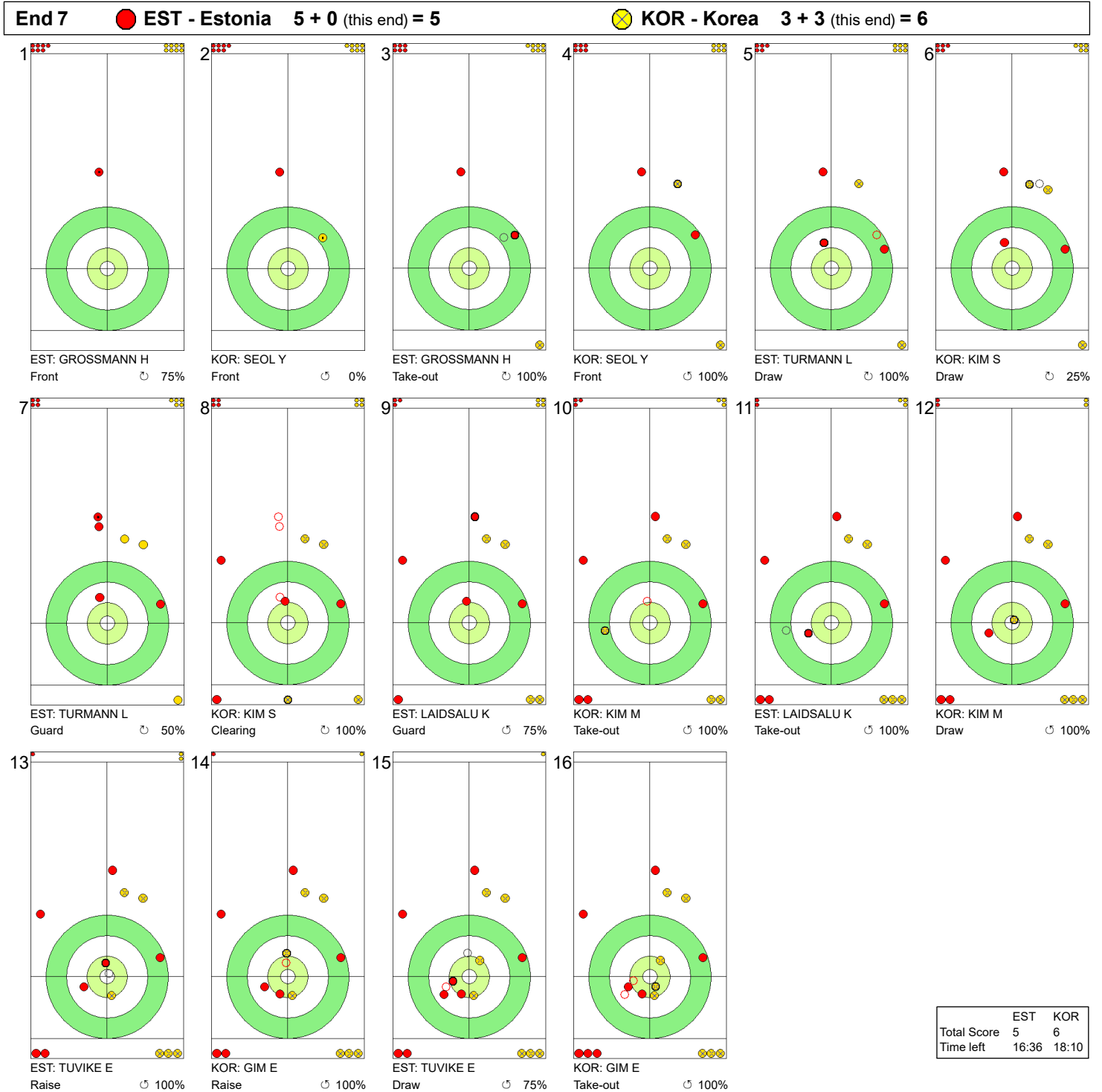
Legend:
 ↻ Clockwise ↺ Counter-clockwise - Not considered

SUN 17 MAR 2024
Start Time 9:00

Round Robin Session 3 - Sheet B

WORLD CURLING

Game - Shot by Shot



Legend:
 ↻ Clockwise ↺ Counter-clockwise - Not considered

SUN 17 MAR 2024
Start Time 9:00

Round Robin Session 3 - Sheet B

WORLD CURLING

Game - Shot by Shot



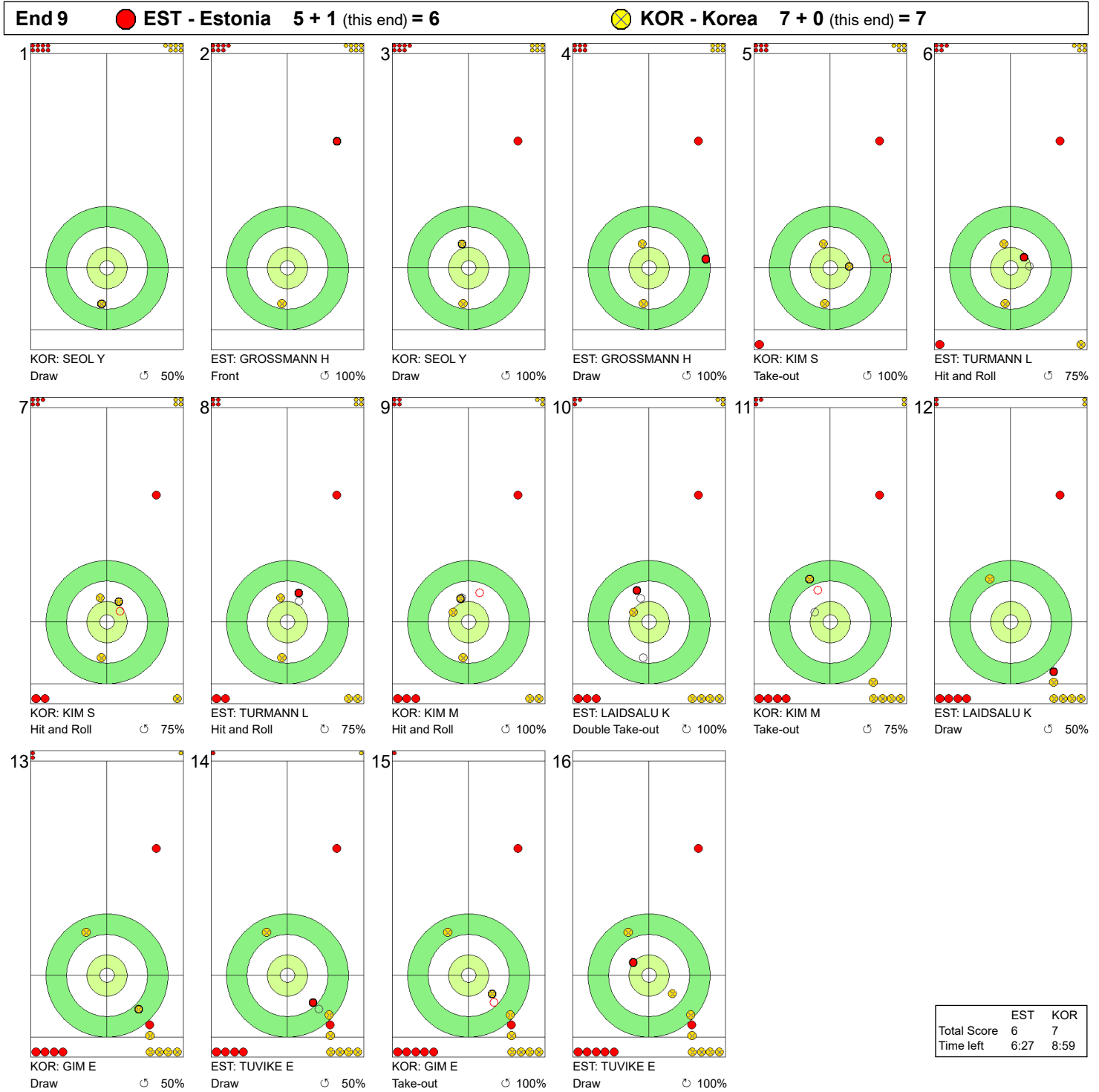
Legend:
 ↻ Clockwise ↺ Counter-clockwise - Not considered

SUN 17 MAR 2024
Start Time 9:00

Round Robin Session 3 - Sheet B

WORLD CURLING

Game - Shot by Shot



	EST	KOR
Total Score	6	7
Time left	6:27	8:59

Legend:
 ↻ Clockwise ↺ Counter-clockwise - Not considered

SUN 17 MAR 2024
Start Time 9:00

Round Robin Session 3 - Sheet B

WORLD CURLING

Game - Shot by Shot

End 10 ● **EST - Estonia** 6 + 0 (this end) = 6 ● **KOR - Korea** 7 + 2 (this end) = 9



	EST	KOR
Total Score	6	9
Time left	2:47	6:00

Legend:
 ↻ Clockwise ↺ Counter-clockwise - Not considered

SUN 17 MAR 2024
Start Time 9:00

Round Robin Session 3 - Sheet C

Game Results

Sheet	Team	LSFE	1	2	3	4	5	6	7	8	9	10	Extra Ends	Total
C	TUR - Türkiye	*	0	1	0	0	1	0	1	1	0	X		4
	DEN - Denmark		0	0	0	5	0	2	0	0	3	X		10

TUR - Türkiye		Shot Success	Game	All
4 S	YILDIZ Dilsat	71%		65%
3 V	POLAT Oznur	74%		64%
2	CALIKUSU Ifayet Safak	68%		66%
1	SENGUL Berfin	72%		79%
A	KARAMAN Iclal	-		-
Team Total		71%		69%

DEN - Denmark		Shot Success	Game	All
4 S	DUPONT Madeleine	78%		75%
3 V	HALSE Mathilde	99%		86%
2	DUPONT Denise	90%		89%
1	LARSEN My	93%		88%
A	LANDER Jasmin	-		-
Team Total		90%		85%

Last Stone Draw Distance

🕒	CALIKUSU Ifayet Safak	35.6cm
🕒	YILDIZ Dilsat	36.0cm
Total		71.6cm

Last Stone Draw Distance

🕒	DUPONT Madeleine	33.5cm
🕒	LARSEN My	178.8cm
Total		212.3cm

Time remaining: 12 minutes 40 seconds

Time remaining: 7 minutes 22 seconds

Time-out: End 8 - TUR stone 8

Shot Success Analysis

TUR - Türkiye		🕒	🕒	Game
4 YILDIZ Dilsat	Draws	6 54%	2 50%	8 53%
	Take-outs	7 86%	3 83%	10 85%
	Total	13 71%	5 70%	18 71%
3 POLAT Oznur	Draws	4 63%	7 71%	11 68%
	Take-outs	4 94%	3 67%	7 82%
	Total	8 78%	10 70%	18 74%
2 CALIKUSU Ifayet Safak	Draws	4 81%	5 75%	9 78%
	Take-outs	5 65%	4 50%	9 58%
	Total	9 72%	9 64%	18 68%
1 SENGUL Berfin	Draws	11 68%	2 100%	13 73%
	Take-outs	2 100%	3 50%	5 70%
	Total	13 73%	5 70%	18 72%
A KARAMAN Iclal	Draws	0 -	0 -	0 -
	Take-outs	0 -	0 -	0 -
	Total	0 -	0 -	0 -
Team	Draws	25 66%	16 73%	41 69%
	Take-outs	18 83%	13 62%	31 74%
	Total	43 73%	29 68%	72 71%

DEN - Denmark		🕒	🕒	Game
4 DUPONT Madeleine	Draws	6 79%	5 70%	11 75%
	Take-outs	5 90%	1 50%	6 83%
	Total	11 84%	6 67%	17 78%
3 HALSE Mathilde	Draws	0 -	6 96%	6 96%
	Take-outs	7 100%	5 100%	12 100%
	Total	7 100%	11 98%	18 99%
2 DUPONT Denise	Draws	6 92%	4 94%	10 93%
	Take-outs	4 75%	4 100%	8 88%
	Total	10 85%	8 97%	18 90%
1 LARSEN My	Draws	8 91%	6 92%	14 91%
	Take-outs	2 100%	2 100%	4 100%
	Total	10 93%	8 94%	18 93%
A LANDER Jasmin	Draws	0 -	0 -	0 -
	Take-outs	0 -	0 -	0 -
	Total	0 -	0 -	0 -
Team	Draws	20 88%	21 88%	41 88%
	Take-outs	18 92%	12 96%	30 93%
	Total	38 89%	33 91%	71 90%

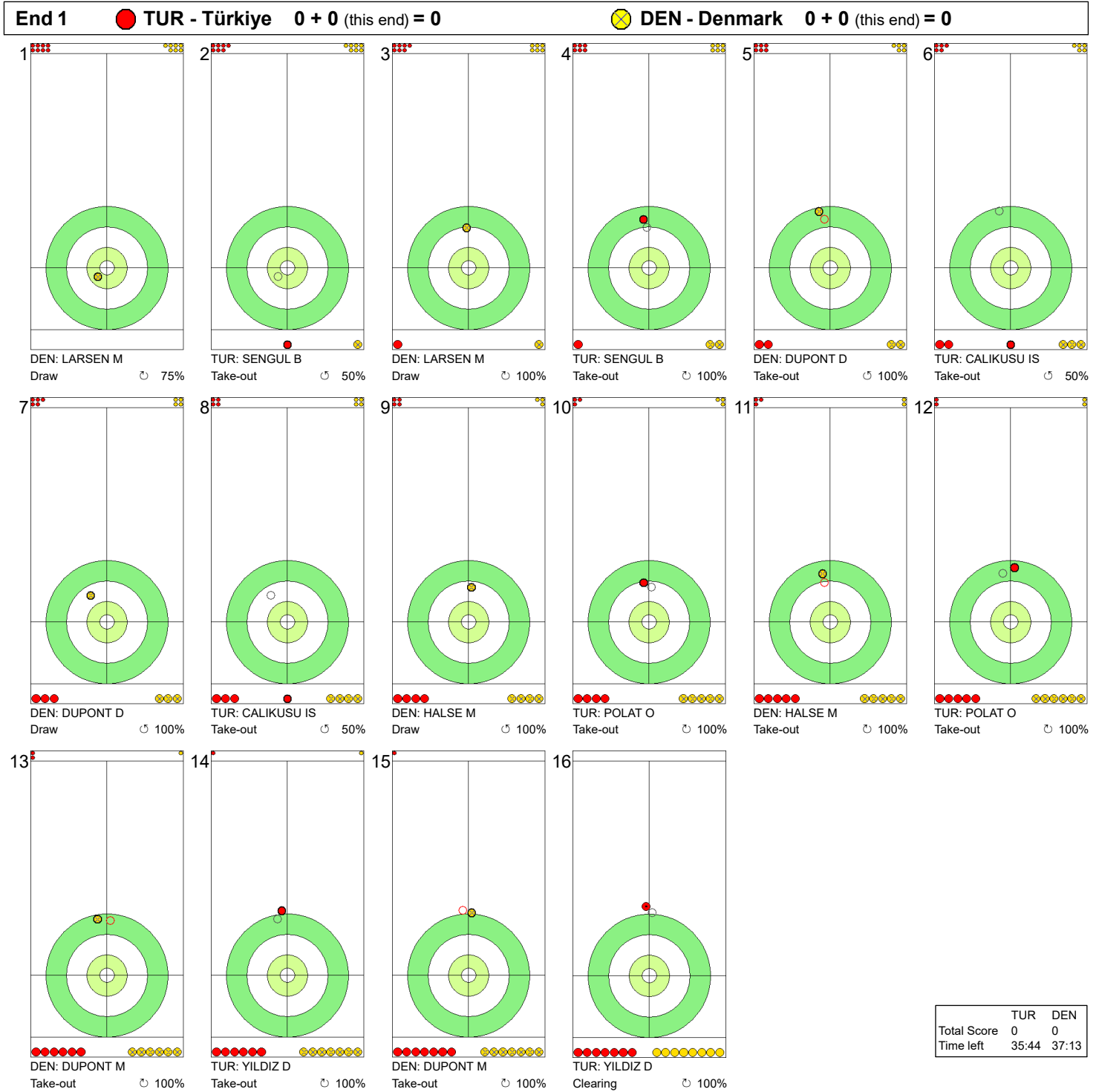
Note:
Position and function for each team member:
4 = Fourth, 3 = Third, 2 = Second, 1 = Lead, A = Alternate, S = Skip, V = Vice-Skip

Legend:
🕒 Clockwise 🕒 Counter-clockwise LSFE(*) Last Stone First End
X Unplayed/unfinished end due to concession

SUN 17 MAR 2024
Start Time 9:00

Round Robin Session 3 - Sheet C

Game - Shot by Shot



Legend:
 Clockwise
 Counter-clockwise
 - Not considered

SUN 17 MAR 2024
Start Time 9:00

Round Robin Session 3 - Sheet C

WORLD CURLING

Game - Shot by Shot

End 2 ● **TUR - Türkiye** 0 + 1 (this end) = 1 ● **DEN - Denmark** 0 + 0 (this end) = 0

1 DEN: LARSEN M Draw 100%	2 TUR: SENGUL B Take-out 100%	3 DEN: LARSEN M Take-out 100%	4 TUR: SENGUL B Take-out 100%	5 DEN: DUPONT D Take-out 100%	6 TUR: CALIKUSU IS Take-out 100%
7 DEN: DUPONT D Hit and Roll 75%	8 TUR: CALIKUSU IS Draw 0%	9 DEN: HALSE M Draw 100%	10 TUR: POLAT O Promotion Take-out 50%	11 DEN: HALSE M Draw 75%	12 TUR: POLAT O Draw 50%
13 DEN: DUPONT M Draw 100%	14 TUR: YILDIZ D Promotion Take-out 100%	15 DEN: DUPONT M Draw 50%	16 TUR: YILDIZ D Take-out 50%		

	TUR	DEN
Total Score	1	0
Time left	32:34	34:20

Legend:
 ↻ Clockwise ↺ Counter-clockwise - Not considered

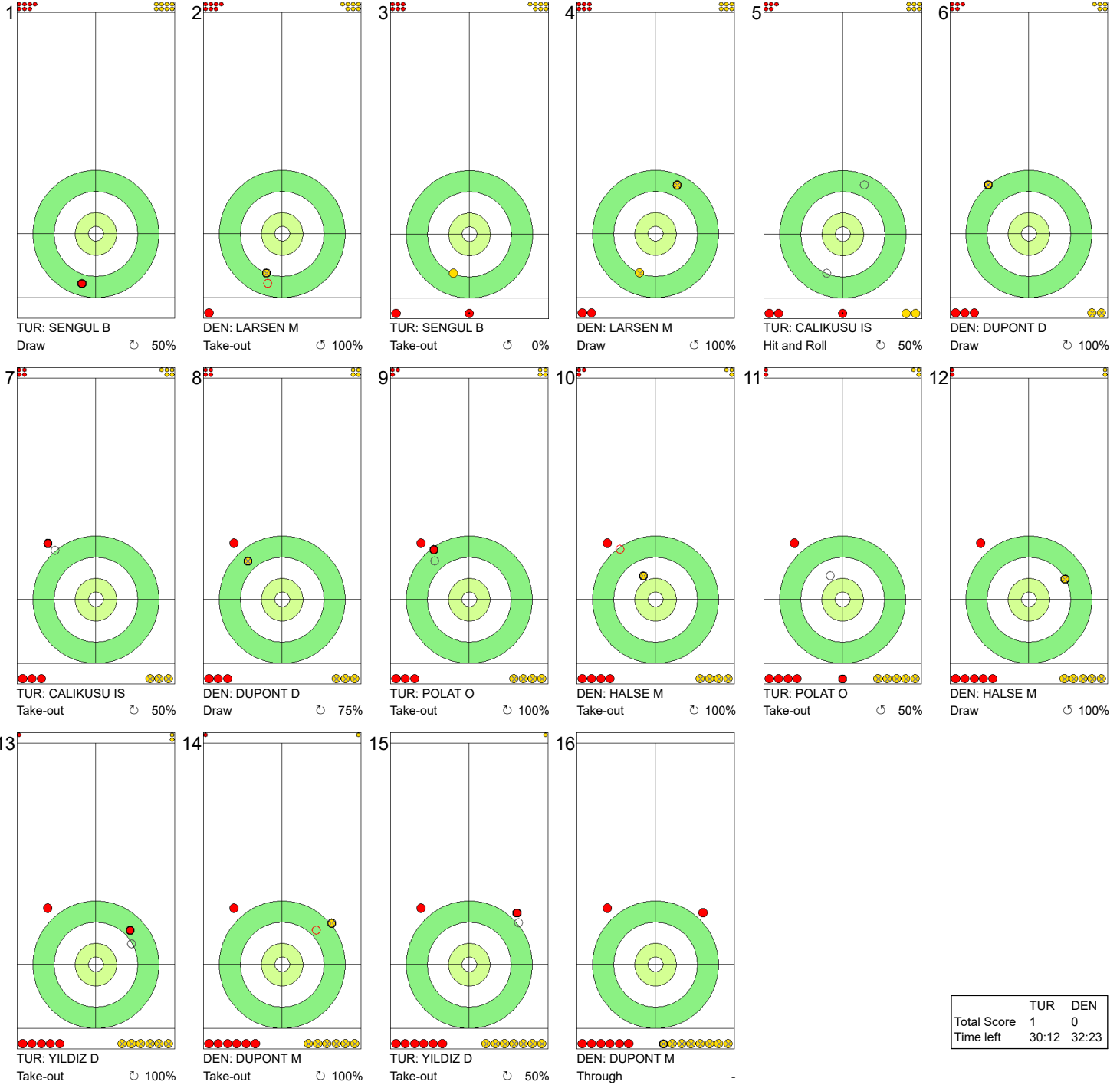
SUN 17 MAR 2024
Start Time 9:00

Round Robin Session 3 - Sheet C

WORLD CURLING

Game - Shot by Shot

End 3 **TUR - Türkiye** 1 + 0 (this end) = 1 **DEN - Denmark** 0 + 0 (this end) = 0



	TUR	DEN
Total Score	1	0
Time left	30:12	32:23

Legend:
 ↻ Clockwise ↺ Counter-clockwise - Not considered

SUN 17 MAR 2024
Start Time 9:00

Round Robin Session 3 - Sheet C

WORLD CURLING

Game - Shot by Shot

End 4 ● **TUR - Türkiye** 1 + 0 (this end) = 1 ● **DEN - Denmark** 0 + 5 (this end) = 5



	TUR	DEN
Total Score	1	5
Time left	26:54	29:17

Legend:
 ↻ Clockwise ↺ Counter-clockwise - Not considered

SUN 17 MAR 2024
Start Time 9:00

Round Robin Session 3 - Sheet C

WORLD CURLING

Game - Shot by Shot

End 5 **TUR - Türkiye** 1 + 1 (this end) = 2 **DEN - Denmark** 5 + 0 (this end) = 5

Shot	Player	Shot Type	Percentage
1	DEN: LARSEN M	Draw	100%
2	TUR: SENGUL B	Front	100%
3	DEN: LARSEN M	Draw	75%
4	TUR: SENGUL B	Front	100%
5	DEN: DUPONT D	Guard	100%
6	TUR: CALIKUSU IS	Hit and Roll	75%
7	DEN: DUPONT D	Guard	75%
8	TUR: CALIKUSU IS	Promotion Take-out	50%
9	DEN: HALSE M	Guard	100%
10	TUR: POLAT O	Draw	75%
11	DEN: HALSE M	Take-out	100%
12	TUR: POLAT O	Take-out	75%
13	DEN: DUPONT M	Draw	100%
14	TUR: YILDIZ D	Clearing	100%
15	DEN: DUPONT M	Clearing	100%
16	TUR: YILDIZ D	Draw	100%

	TUR	DEN
Total Score	2	5
Time left	23:51	25:38

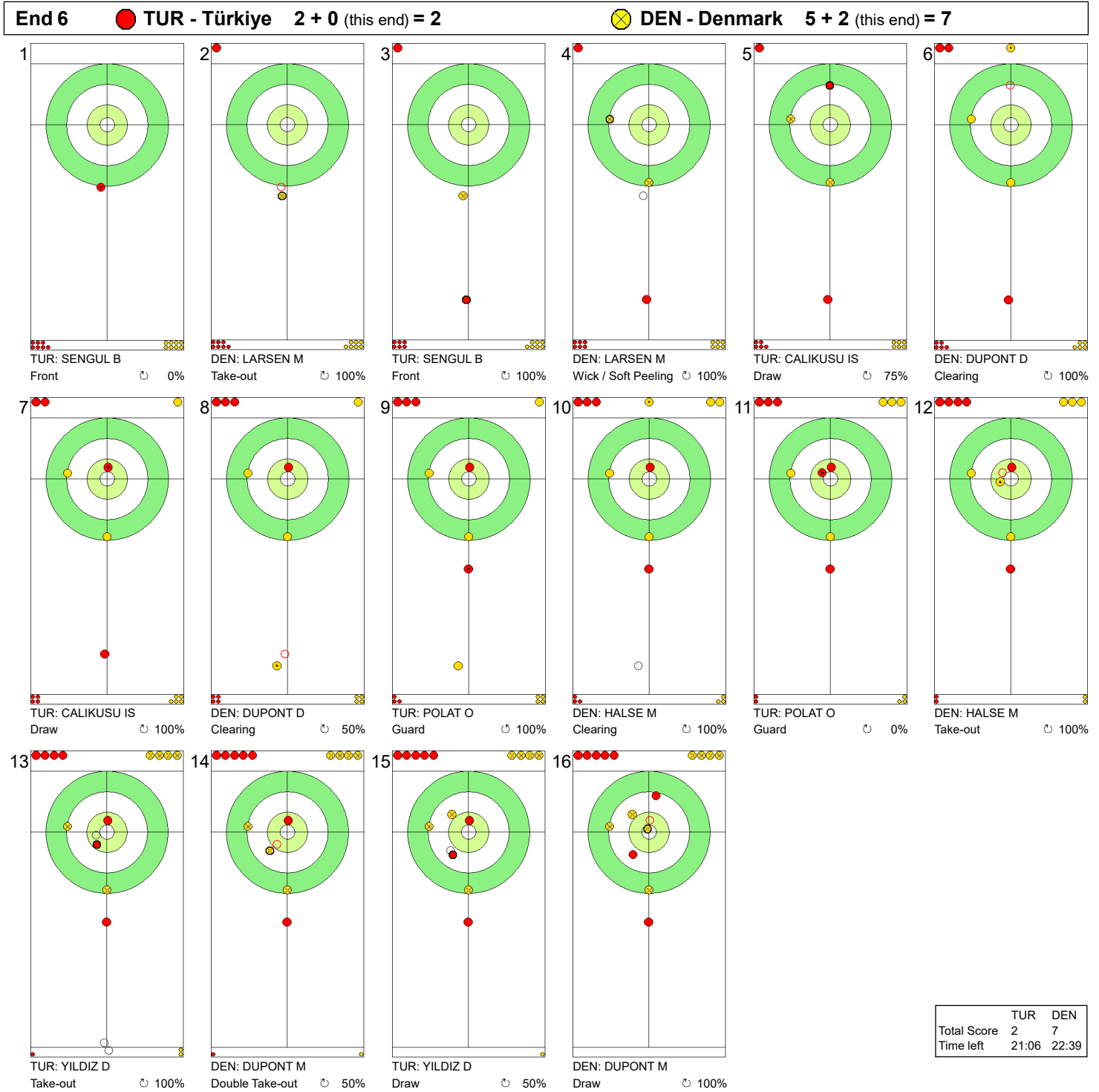
Legend:
 ↻ Clockwise ↺ Counter-clockwise - Not considered

SUN 17 MAR 2024
Start Time 9:00

Round Robin Session 3 - Sheet C

WORLD CURLING

Game - Shot by Shot



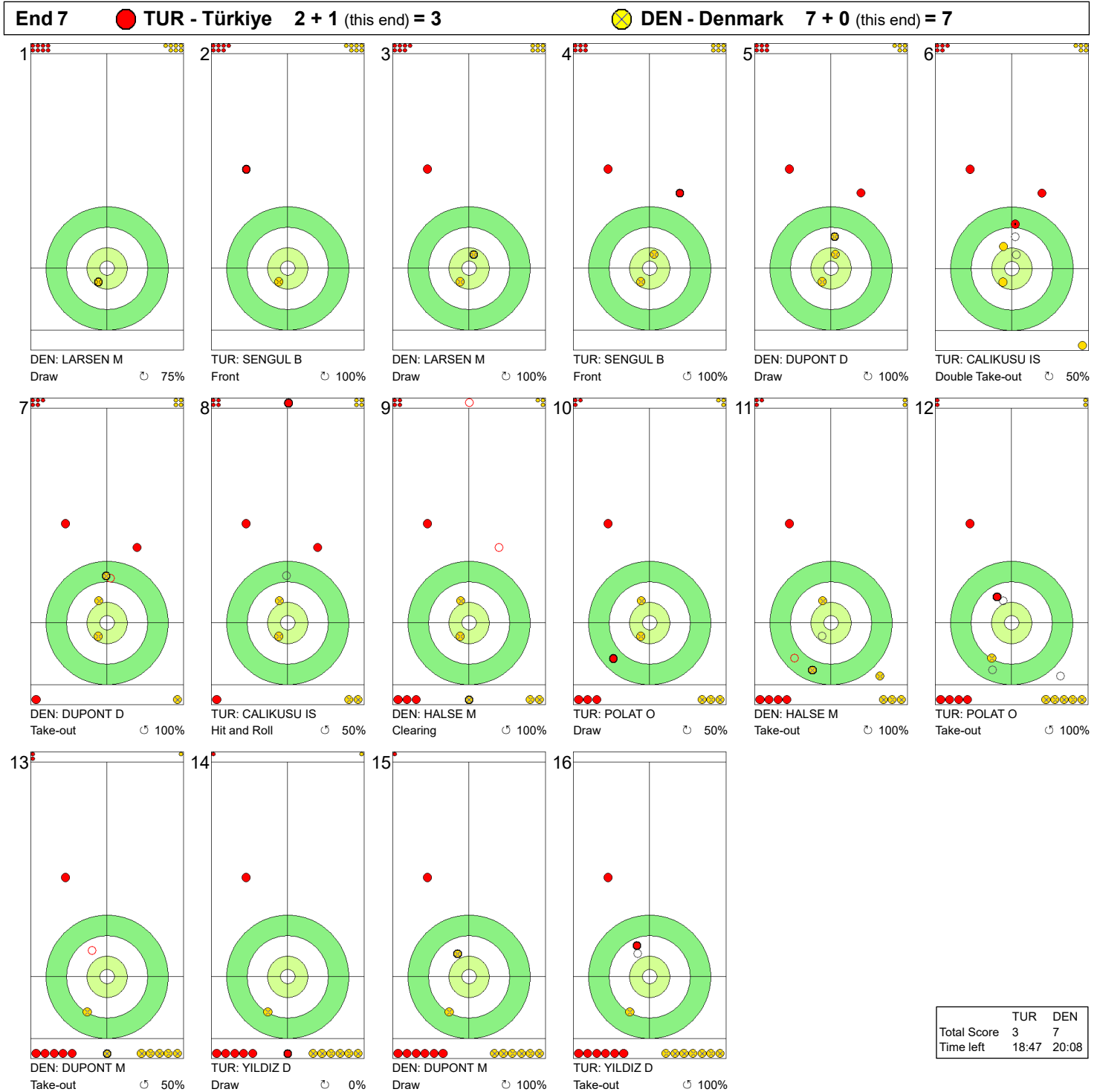
Legend:
 ↻ Clockwise ↺ Counter-clockwise - Not considered

SUN 17 MAR 2024
Start Time 9:00

Round Robin Session 3 - Sheet C

WORLD CURLING

Game - Shot by Shot



Legend:
 ↻ Clockwise ↺ Counter-clockwise - Not considered

SUN 17 MAR 2024
Start Time 9:00

Round Robin Session 3 - Sheet C

Game - Shot by Shot

End 8 **TUR - Türkiye** **3 + 1 (this end) = 4** **DEN - Denmark** **7 + 0 (this end) = 7**



	TUR	DEN
Total Score	4	7
Time left	15:14	12:31

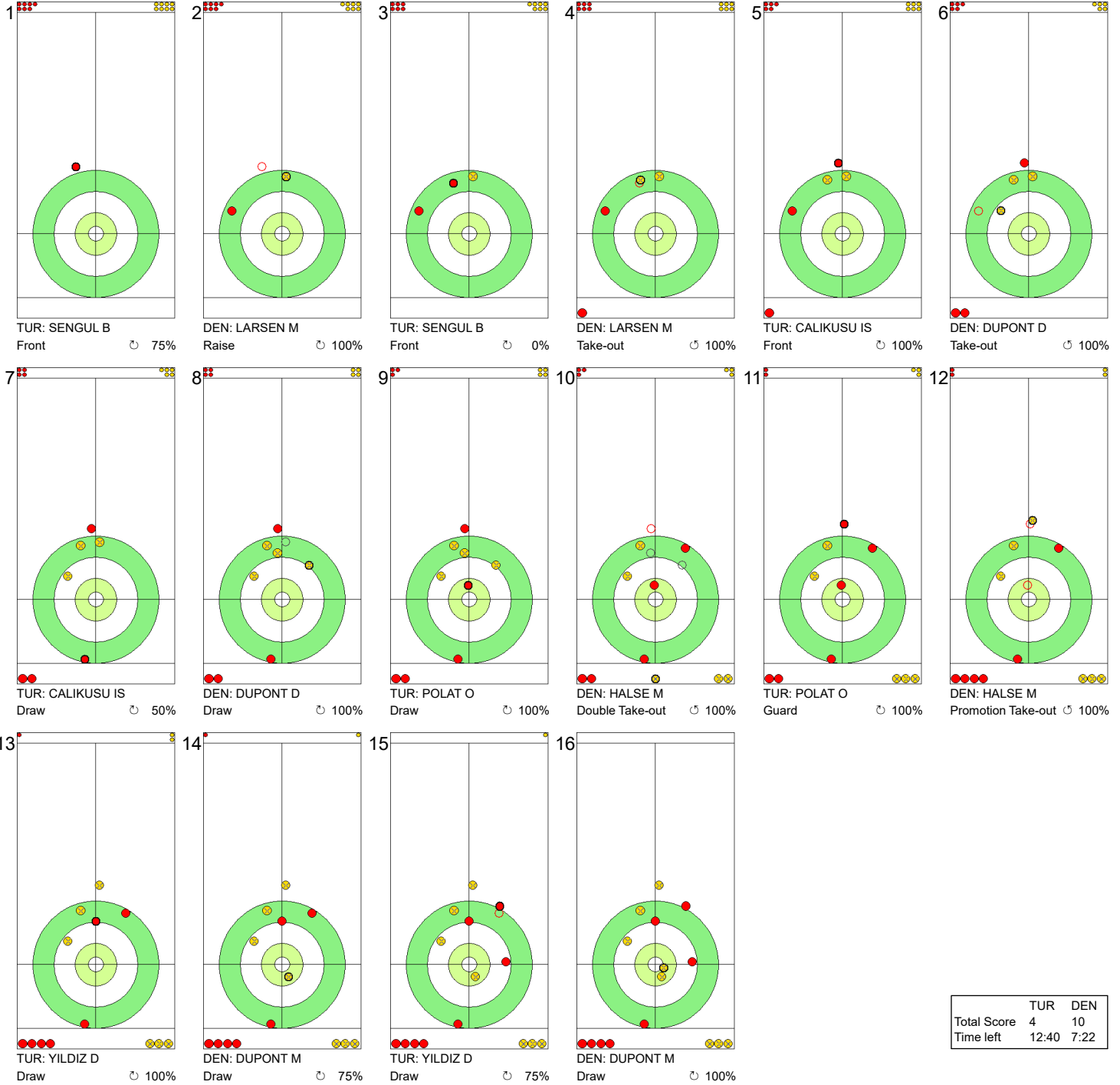
Legend:
 Clockwise Counter-clockwise - Not considered

SUN 17 MAR 2024
Start Time 9:00

Round Robin Session 3 - Sheet C

Game - Shot by Shot

End 9 **TUR - Türkiye** **4 + 0 (this end) = 4** **DEN - Denmark** **7 + 3 (this end) = 10**



	TUR	DEN
Total Score	4	10
Time left	12:40	7:22

Legend:
 Clockwise
 Counter-clockwise
 - Not considered

SUN 17 MAR 2024
Start Time 9:00

Round Robin Session 3 - Sheet D

Game Results

Sheet	Team	LSFE	1	2	3	4	5	6	7	8	9	10	Extra Ends	Total
D	SCO - Scotland	*	1	0	0	1	0	0	1	0	3	0		6
	NZL - New Zealand		0	1	2	0	0	1	0	2	0	2		8

SCO - Scotland		Shot Success	Game	All
4 S	MORRISON Rebecca	66%	71%	
3	DODDS Jennifer	80%	83%	
2	SINCLAIR Sophie	84%	84%	
1 V	JACKSON Sophie	85%	89%	
A	AITKEN Gina	-	-	
Team Total		79%	82%	

NZL - New Zealand		Shot Success	Game	All
4 S	SMITH Jessica	84%	75%	
3	SMITH Courtney	74%	74%	
2 V	BECKER Bridget	80%	73%	
1	THOMPSON Holly	79%	76%	
A	THURLOW Natalie	-	-	
Team Total		79%	74%	

Last Stone Draw Distance

⌚	DODDS Jennifer	17.1cm
⌚	JACKSON Sophie	14.8cm
Total		31.9cm

Last Stone Draw Distance

⌚	SMITH Courtney	64.3cm
⌚	BECKER Bridget	199.6cm
Total		263.9cm

Time remaining: 1 minute 46 seconds

Time remaining: 2 minutes 13 seconds

Time-out: End 10 - SCO stone 6

Time-out: End 10 - NZL stone 7

Shot Success Analysis

SCO - Scotland		⌚	⌚	Game
4 MORRISON Rebecca	Draws	8 66%	4 56%	12 63%
	Take-outs	5 80%	3 58%	8 72%
	Total	13 71%	7 57%	20 66%
3 DODDS Jennifer	Draws	5 85%	3 92%	8 88%
	Take-outs	10 70%	2 100%	12 75%
	Total	15 75%	5 95%	20 80%
2 SINCLAIR Sophie	Draws	4 100%	3 100%	7 100%
	Take-outs	7 71%	6 79%	13 75%
	Total	11 82%	9 86%	20 84%
1 JACKSON Sophie	Draws	7 75%	12 90%	19 84%
	Take-outs	0 -	1 100%	1 100%
	Total	7 75%	13 90%	20 85%
A AITKEN Gina	Draws	0 -	0 -	0 -
	Take-outs	0 -	0 -	0 -
	Total	0 -	0 -	0 -
Team	Draws	24 78%	22 85%	46 82%
	Take-outs	22 73%	12 79%	34 75%
	Total	46 76%	34 83%	80 79%

NZL - New Zealand		⌚	⌚	Game
4 SMITH Jessica	Draws	5 75%	4 94%	9 83%
	Take-outs	4 88%	6 83%	10 85%
	Total	9 81%	10 88%	19 84%
3 SMITH Courtney	Draws	4 75%	2 25%	6 58%
	Take-outs	8 84%	6 75%	14 80%
	Total	12 81%	8 63%	20 74%
2 BECKER Bridget	Draws	2 100%	5 75%	7 82%
	Take-outs	7 64%	6 96%	13 79%
	Total	9 72%	11 86%	20 80%
1 THOMPSON Holly	Draws	12 79%	6 96%	18 85%
	Take-outs	1 50%	1 0%	2 25%
	Total	13 77%	7 82%	20 79%
A THURLOW Natalie	Draws	0 -	0 -	0 -
	Take-outs	0 -	0 -	0 -
	Total	0 -	0 -	0 -
Team	Draws	23 79%	17 81%	40 80%
	Take-outs	20 76%	19 80%	39 78%
	Total	43 78%	36 81%	79 79%

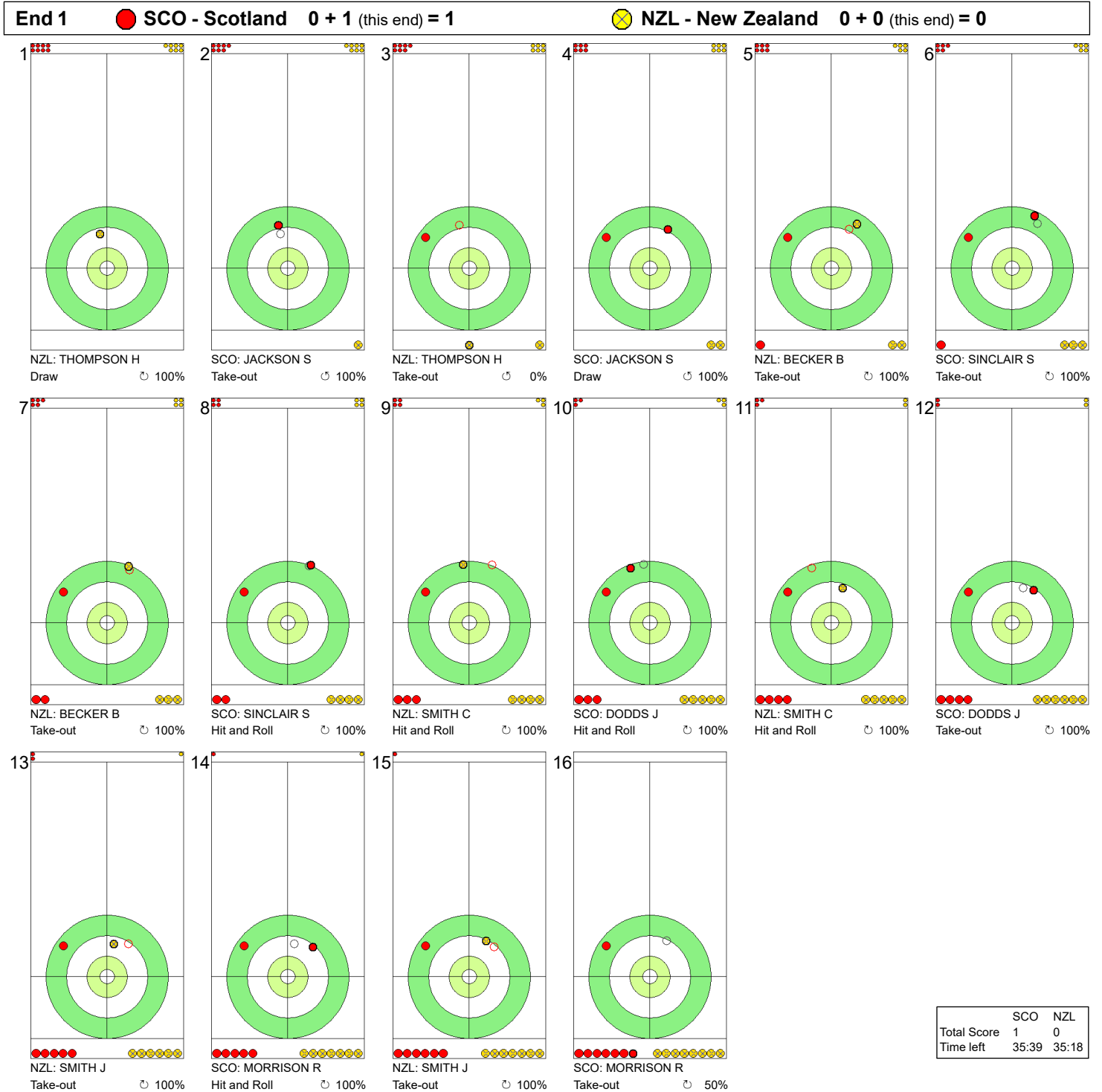
Note:
Position and function for each team member:
4 = Fourth, 3 = Third, 2 = Second, 1 = Lead, A = Alternate, S = Skip, V = Vice-Skip

Legend:
⌚ Clockwise ⌚ Counter-clockwise LSFE(*) Last Stone First End

SUN 17 MAR 2024
Start Time 9:00

Round Robin Session 3 - Sheet D

Game - Shot by Shot



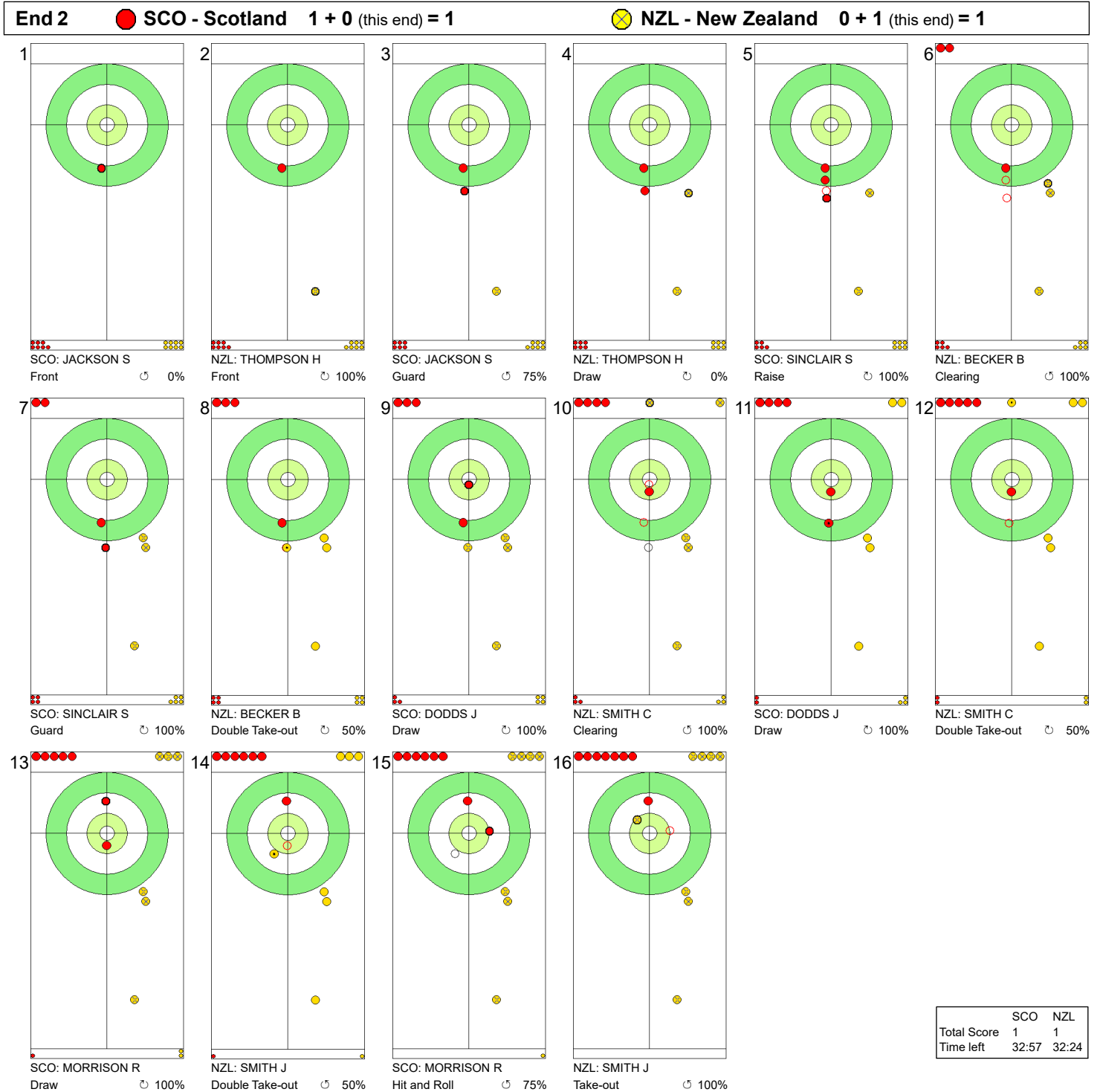
Legend:
 ↻ Clockwise ↺ Counter-clockwise - Not considered

SUN 17 MAR 2024
Start Time 9:00

Round Robin Session 3 - Sheet D

WORLD CURLING

Game - Shot by Shot



Legend:
 ↻ Clockwise ↺ Counter-clockwise - Not considered

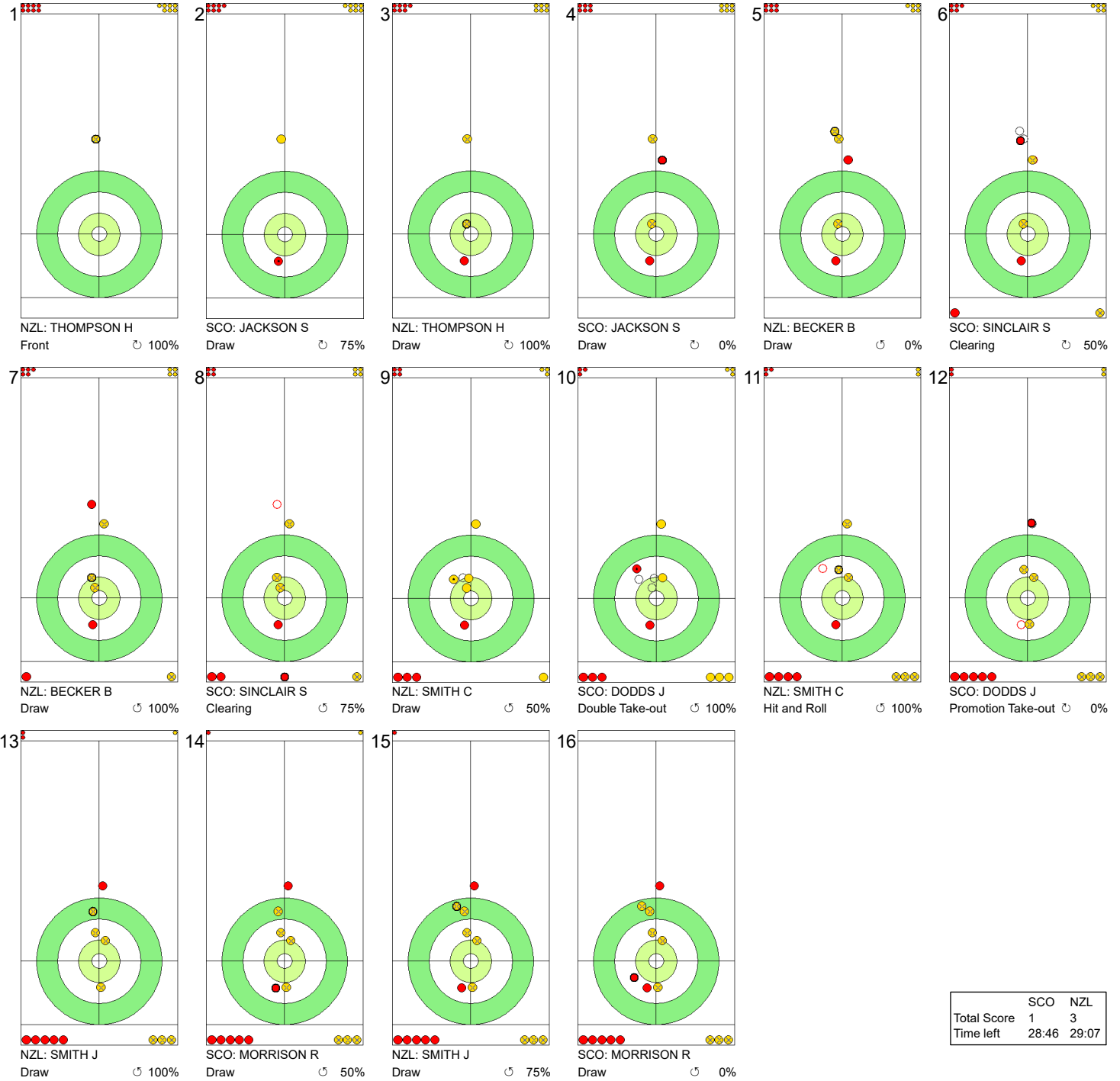
SUN 17 MAR 2024
Start Time 9:00

Round Robin Session 3 - Sheet D

WORLD CURLING

Game - Shot by Shot

End 3 ● **SCO - Scotland 1 + 0 (this end) = 1** ⊗ **NZL - New Zealand 1 + 2 (this end) = 3**



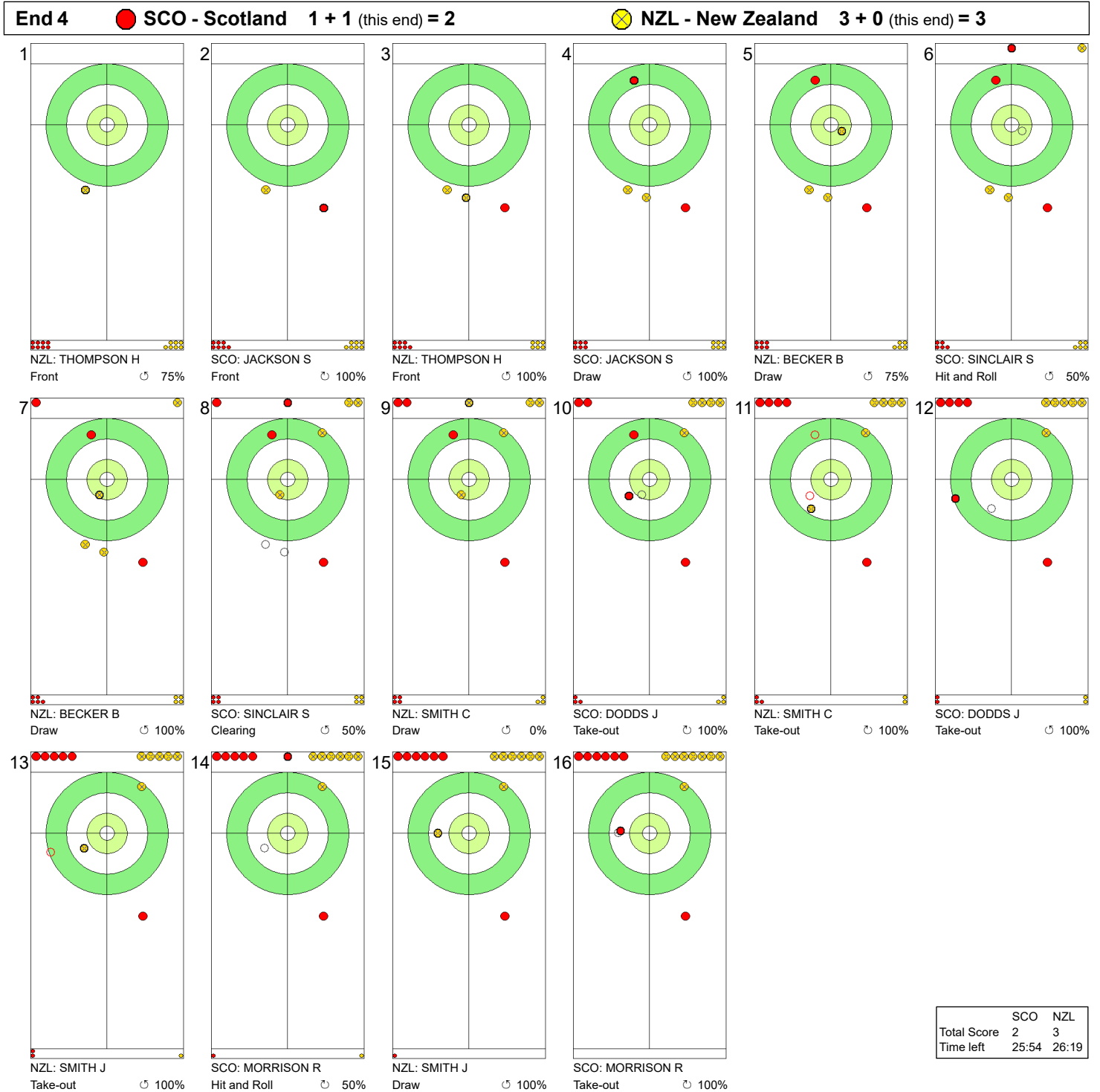
Legend:
↻ Clockwise ↺ Counter-clockwise - Not considered

SUN 17 MAR 2024
Start Time 9:00

Round Robin Session 3 - Sheet D

WORLD CURLING

Game - Shot by Shot



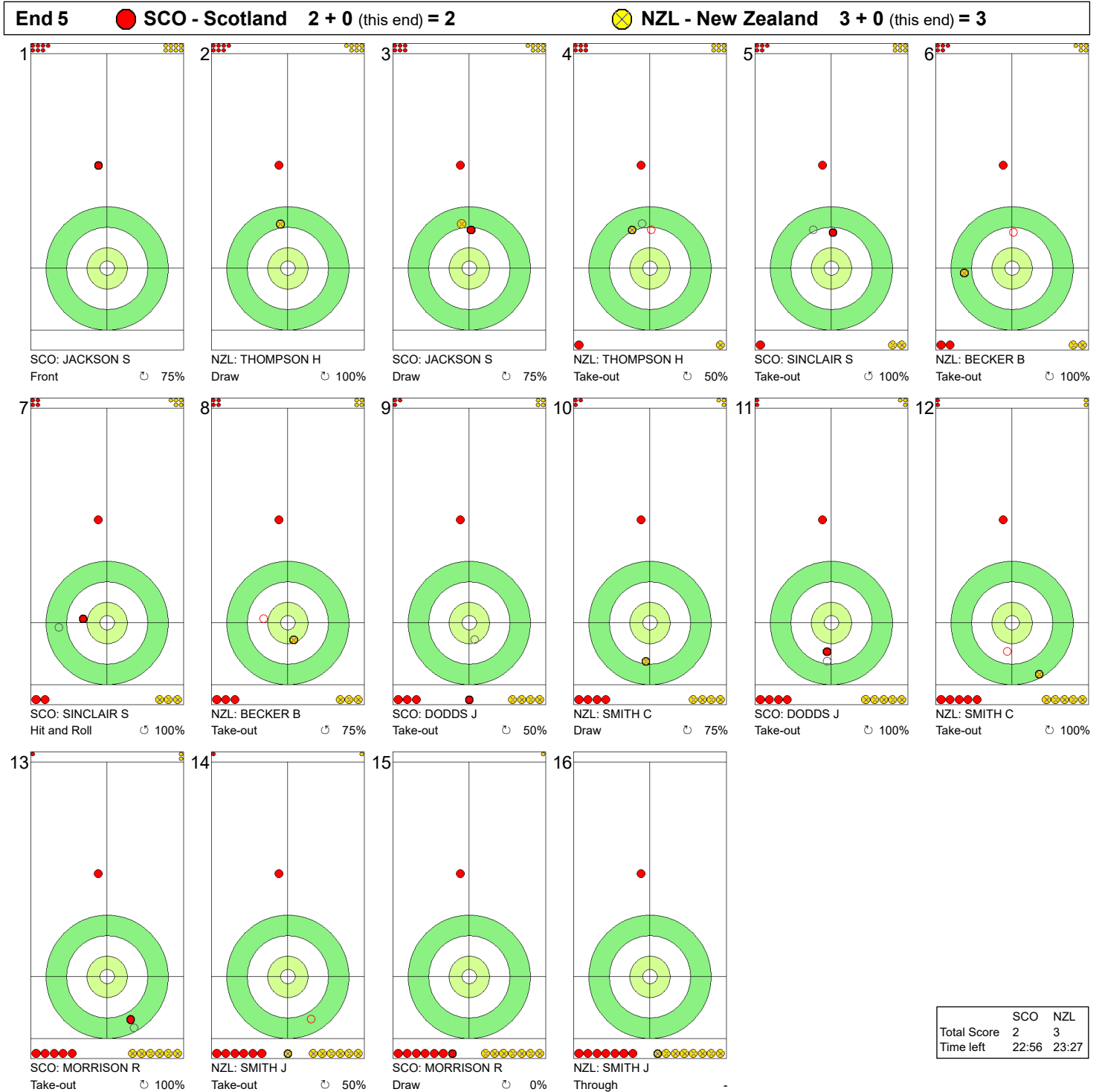
Legend:
 ↻ Clockwise ↺ Counter-clockwise - Not considered

SUN 17 MAR 2024
Start Time 9:00

Round Robin Session 3 - Sheet D

WORLD CURLING

Game - Shot by Shot



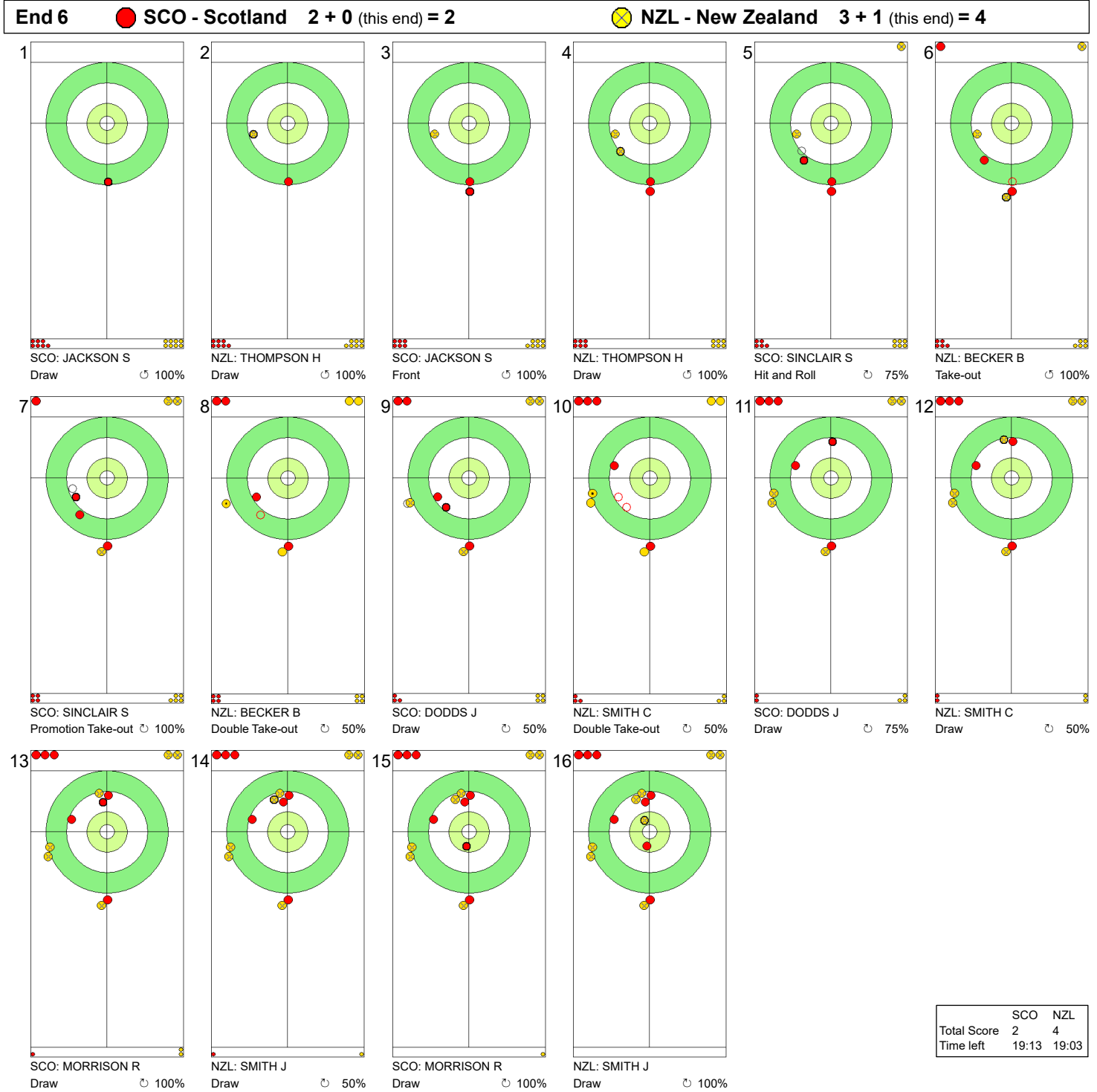
Legend:
 ↻ Clockwise ↺ Counter-clockwise - Not considered

SUN 17 MAR 2024
 Start Time 9:00

Round Robin Session 3 - Sheet D

WORLD
CURLING

Game - Shot by Shot



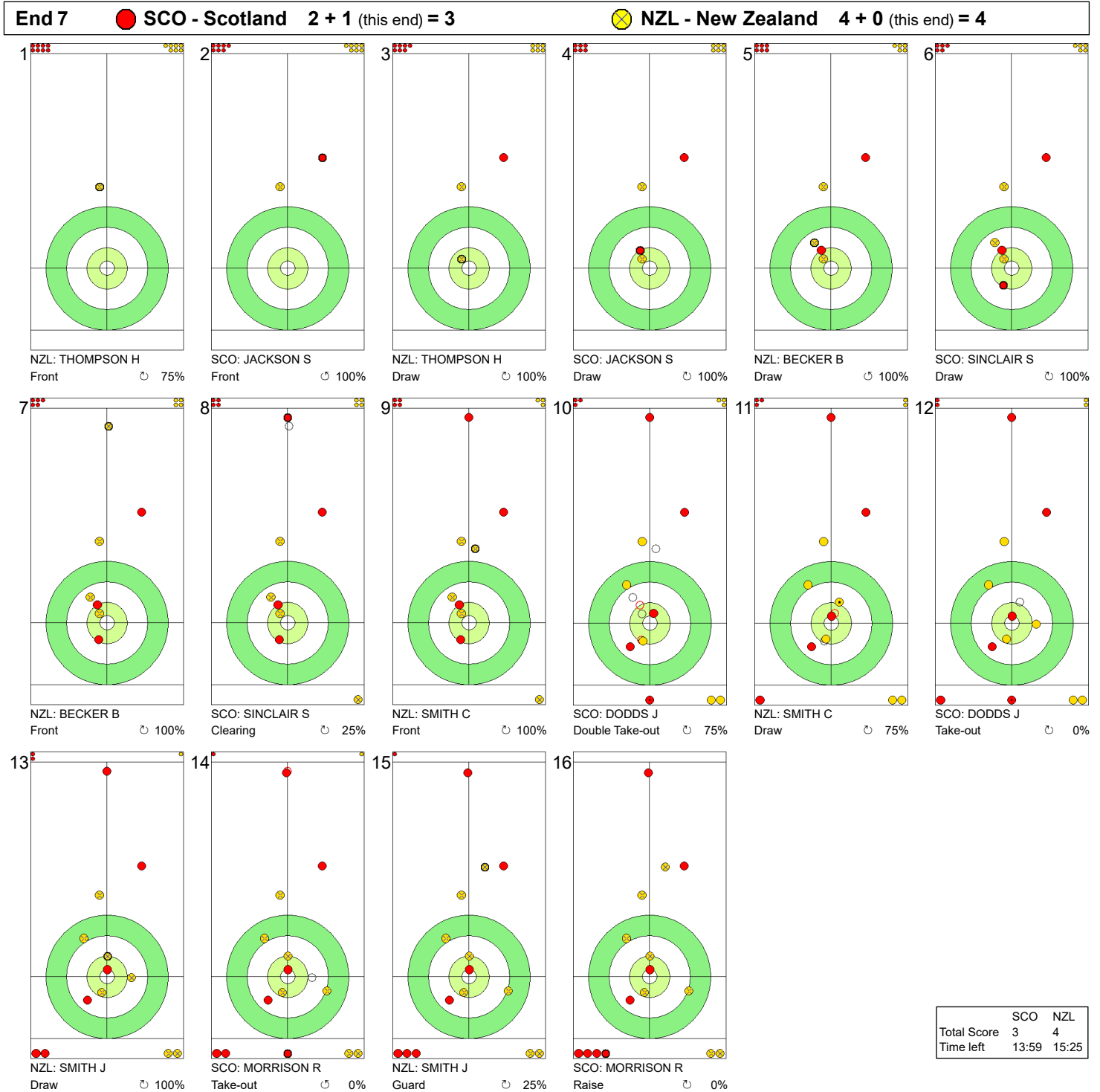
Legend:
 ↻ Clockwise ↺ Counter-clockwise - Not considered

SUN 17 MAR 2024
Start Time 9:00

Round Robin Session 3 - Sheet D

WORLD CURLING

Game - Shot by Shot



Legend:
 Clockwise Counter-clockwise - Not considered



SUN 17 MAR 2024
Start Time 9:00

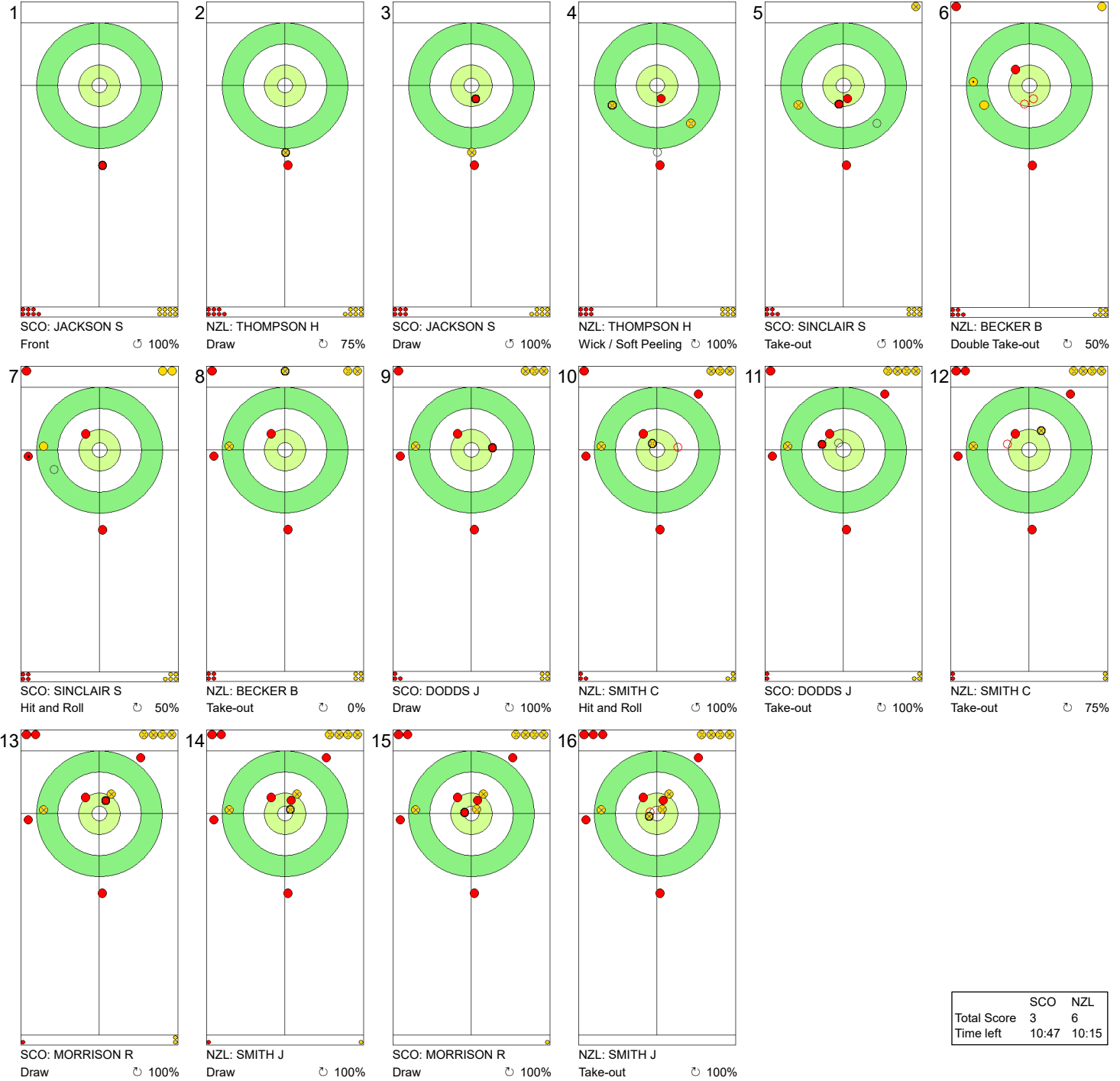
Round Robin Session 3 - Sheet D



Game - Shot by Shot

End 8 ● **SCO - Scotland** 3 + 0 (this end) = 3

● **NZL - New Zealand** 4 + 2 (this end) = 6



	SCO	NZL
Total Score	3	6
Time left	10:47	10:15

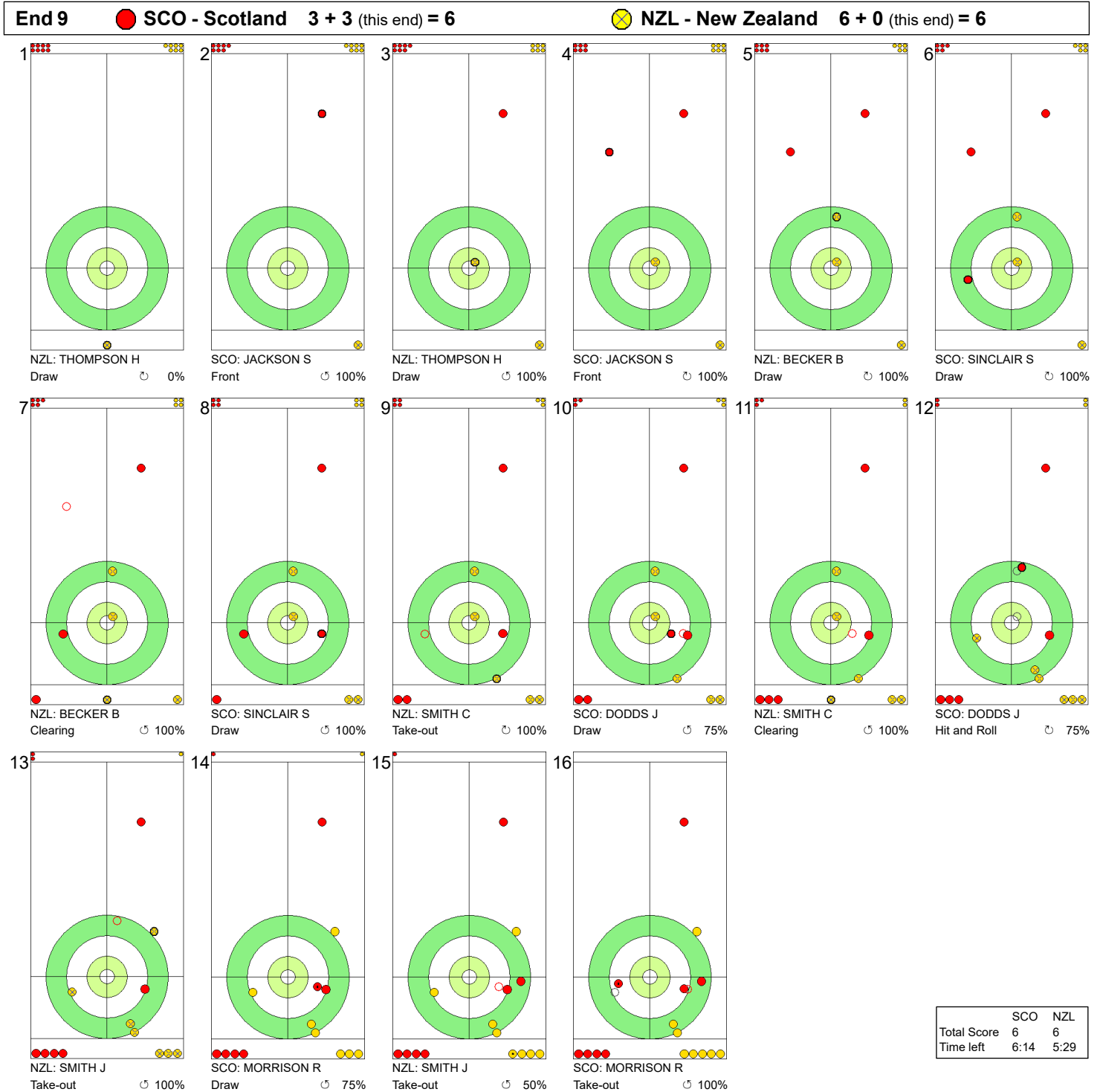
Legend:
 ↻ Clockwise ↺ Counter-clockwise - Not considered

SUN 17 MAR 2024
Start Time 9:00

Round Robin Session 3 - Sheet D

WORLD CURLING

Game - Shot by Shot



Legend:
 Clockwise Counter-clockwise - Not considered

SUN 17 MAR 2024
Start Time 9:00

Round Robin Session 3 - Sheet D

Game - Shot by Shot

End 10 **SCO - Scotland 6 + 0 (this end) = 6** **NZL - New Zealand 6 + 2 (this end) = 8**



	SCO	NZL
Total Score	6	8
Time left	1:46	2:13

Legend:
 ↻ Clockwise ↺ Counter-clockwise - Not considered

SAT 16 MAR 2024
Start Time 19:00

Round Robin Session 2

**WORLD
CURLING**

Session Results and Standings

Sheet	Team	LSD/LSFE	1	2	3	4	5	6	7	8	9	10	Extra Ends	Total
A	ITA - Italy	129.3cm	0	1	1	0	1	0	3	2	0	X		8
	EST - Estonia	121.9cm *	0	0	0	2	0	1	0	0	1	X		4
B	USA - United States	88.6cm *	2	0	1	0	0	0	X	X	X	X		3
	SUI - Switzerland	228.6cm	0	1	0	4	3	2	X	X	X	X		10
C	SCO - Scotland	60.9cm	0	0	0	2	2	0	1	0	1	X		6
	NOR - Norway	46.7cm *	0	0	1	0	0	2	0	1	0	X		4
D	DEN - Denmark	106.1cm	0	1	0	0	1	0	1	1	0	X		4
	CAN - Canada	58.8cm *	1	0	2	0	0	3	0	0	1	X		7

Current Standings

Rank	Team	Games	Wins	Losses
1	CAN - Canada	2	2	0
1	SUI - Switzerland	2	2	0
3	ITA - Italy	1	1	0
3	JPN - Japan	1	1	0
3	SCO - Scotland	1	1	0
6	USA - United States	2	1	1
7	DEN - Denmark	1	0	1
7	EST - Estonia	1	0	1
7	KOR - Korea	1	0	1
7	NOR - Norway	1	0	1
7	NZL - New Zealand	1	0	1
7	SWE - Sweden	1	0	1
7	TUR - Türkiye	1	0	1

Attendance

Session: 1'761 Total: 4'422

Note:
Under WCF rules, tie-breaking rules for standings are not applied until after the last game of the round robin.

Legend:
LSD Last Stone Draw **LSFE(*)** Last Stone First End **X** Unplayed/unfinished end due to concession

SAT 16 MAR 2024
Start Time 19:00

Round Robin Session 2 - Sheet A

Game Results

Sheet	Team	LSFE	1	2	3	4	5	6	7	8	9	10	Extra Ends	Total
A	ITA - Italy		0	1	1	0	1	0	3	2	0	X		8
	EST - Estonia	*	0	0	0	2	0	1	0	0	1	X		4

ITA - Italy		Shot Success	Game	All
4 S	CONSTANTINI Stefania	90 %	90 %	
3	MATHIS Elena	79 %	79 %	
2	ROMEI Angela	76 %	76 %	
1 V	ZARDINI LACEDELLI Giulia	83 %	83 %	
A	LO DESERTO Marta	-	-	
Team Total		82 %	82 %	

EST - Estonia		Shot Success	Game	All
4	TUVIKE Erika	54 %	54 %	
3 V	LAIDSALU Kerli	79 %	79 %	
2 S	TURMANN Liisa	83 %	83 %	
1	GROSSMANN Heili	68 %	68 %	
A	-	-	-	
Team Total		71 %	71 %	

Last Stone Draw		Distance
↻	CONSTANTINI Stefania	33.3cm
↺	ZARDINI LACEDELLI Giulia	96.0cm
Total		129.3cm

Last Stone Draw		Distance
↻	TUVIKE Erika	8.9cm
↺	LAIDSALU Kerli	113.0cm
Total		121.9cm

Time remaining: 4 minutes 51 seconds

Time remaining: 5 minutes 6 seconds

Time-out: End 8 - EST stone 6

Shot Success Analysis

ITA - Italy		↻	↺	Game
4	CONSTANTINI Stefania	Draws	2 100%	9 86% 11 89%
		Take-outs	5 90%	2 100% 7 93%
		Total	7 93%	11 89% 18 90%
3	MATHIS Elena	Draws	2 50%	6 67% 8 63%
		Take-outs	6 92%	4 94% 10 93%
		Total	8 81%	10 78% 18 79%
2	ROMEI Angela	Draws	4 88%	3 58% 7 75%
		Take-outs	7 79%	4 75% 11 77%
		Total	11 82%	7 68% 18 76%
1	ZARDINI LACEDELLI Giulia	Draws	9 94%	6 75% 15 87%
		Take-outs	2 50%	1 100% 3 67%
		Total	11 86%	7 79% 18 83%
A	LO DESERTO Marta	Draws	0 -	0 - 0 -
		Take-outs	0 -	0 - 0 -
		Total	0 -	0 - 0 -
Team		Draws	17 88%	24 75% 41 80%
		Take-outs	20 83%	11 89% 31 85%
		Total	37 85%	35 79% 72 82%

EST - Estonia		↻	↺	Game
4	TUVIKE Erika	Draws	1 100%	5 40% 6 50%
		Take-outs	7 57%	5 55% 12 56%
		Total	8 63%	10 48% 18 54%
3	LAIDSALU Kerli	Draws	5 65%	2 75% 7 68%
		Take-outs	5 95%	6 79% 11 86%
		Total	10 80%	8 78% 18 79%
2	TURMANN Liisa	Draws	6 71%	3 83% 9 75%
		Take-outs	7 89%	2 100% 9 92%
		Total	13 81%	5 90% 18 83%
1	GROSSMANN Heili	Draws	9 69%	5 80% 14 73%
		Take-outs	3 33%	1 100% 4 50%
		Total	12 60%	6 83% 18 68%
A	-	Draws	0 -	0 - 0 -
		Take-outs	0 -	0 - 0 -
		Total	0 -	0 - 0 -
Team		Draws	21 70%	15 67% 36 69%
		Take-outs	22 73%	14 75% 36 74%
		Total	43 72%	29 71% 72 71%

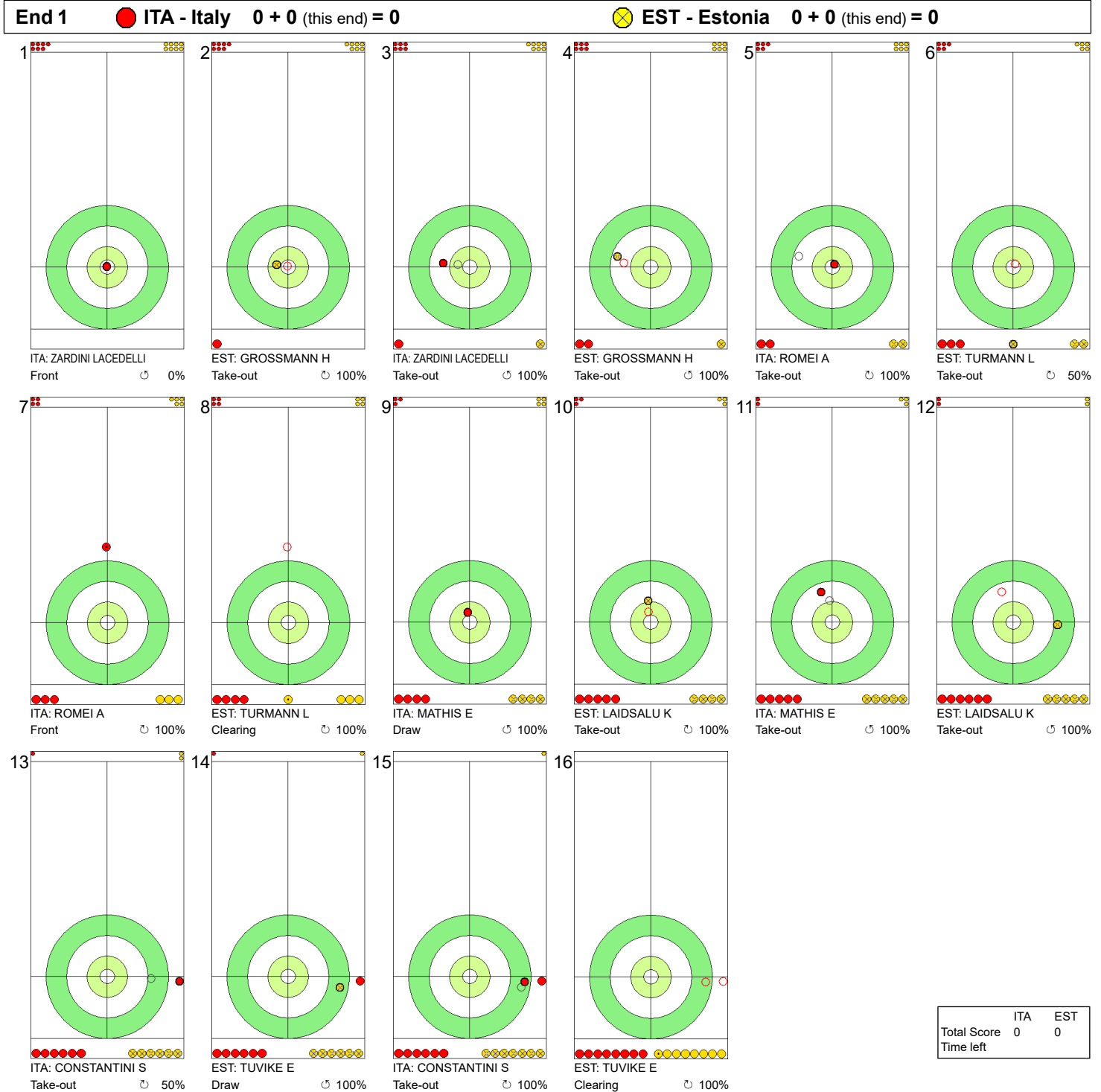
Note:
Position and function for each team member:
4 = Fourth, 3 = Third, 2 = Second, 1 = Lead, A = Alternate, S = Skip, V = Vice-Skip

Legend:
↻ Clockwise ↺ Counter-clockwise LSFE(*) Last Stone First End
X Unplayed/unfinished end due to concession

SAT 16 MAR 2024
Start Time 19:00

Round Robin Session 2 - Sheet A

Game - Shot by Shot



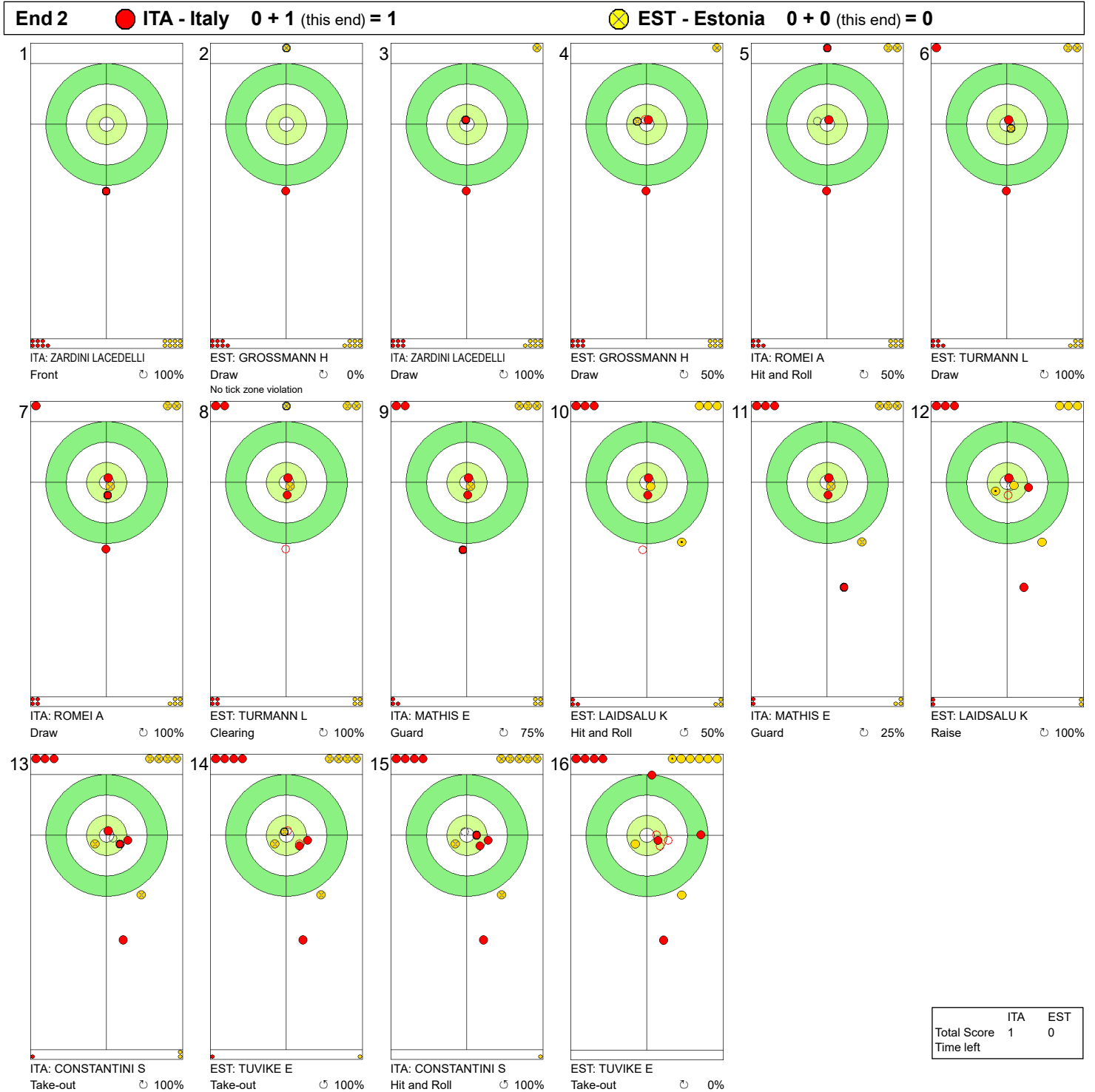
Legend:
 ↻ Clockwise ↺ Counter-clockwise - Not considered

SAT 16 MAR 2024
Start Time 19:00

Round Robin Session 2 - Sheet A

WORLD CURLING

Game - Shot by Shot



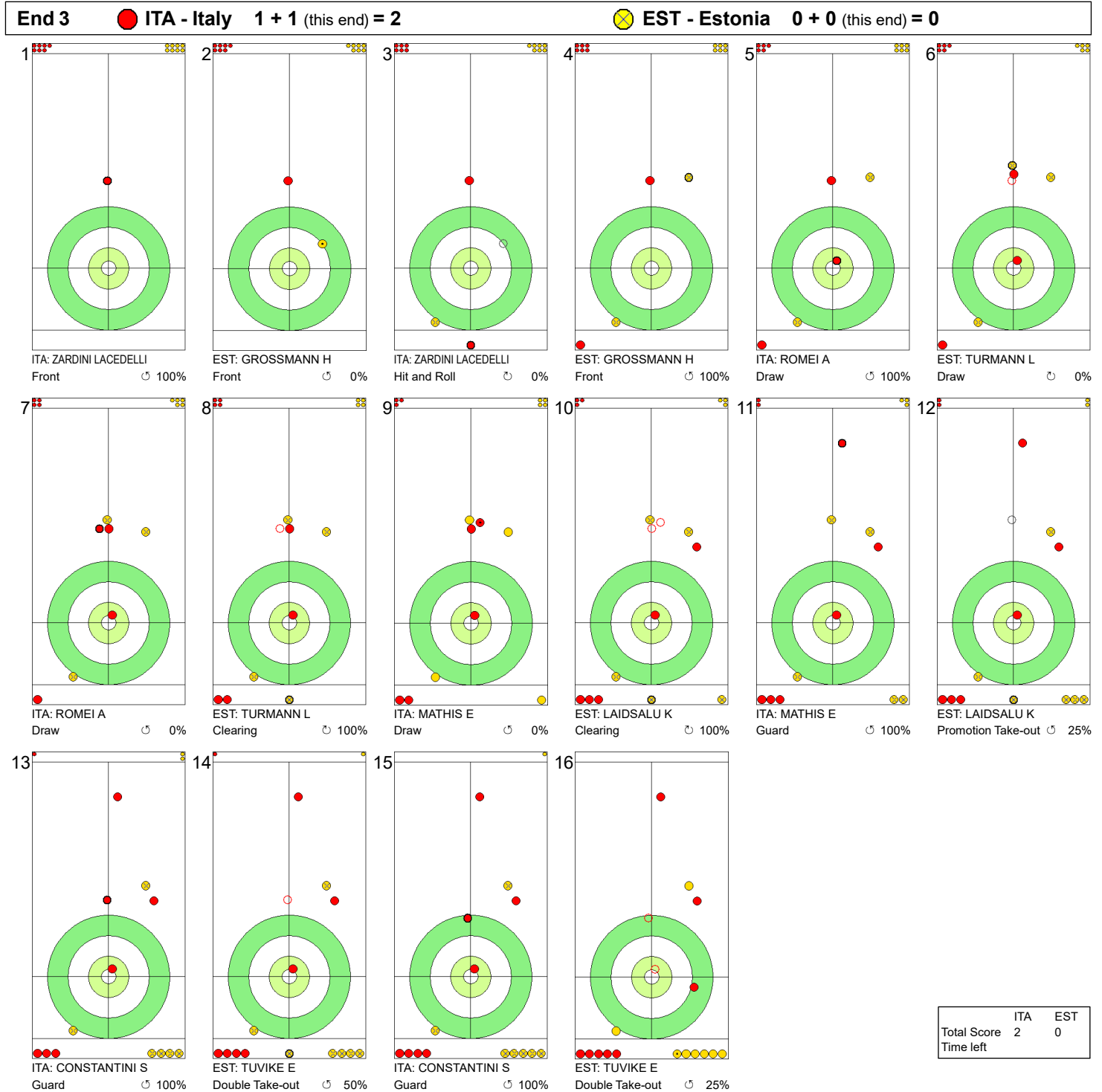
Legend:
 ↻ Clockwise ↺ Counter-clockwise - Not considered

SAT 16 MAR 2024
Start Time 19:00

Round Robin Session 2 - Sheet A

WORLD CURLING

Game - Shot by Shot



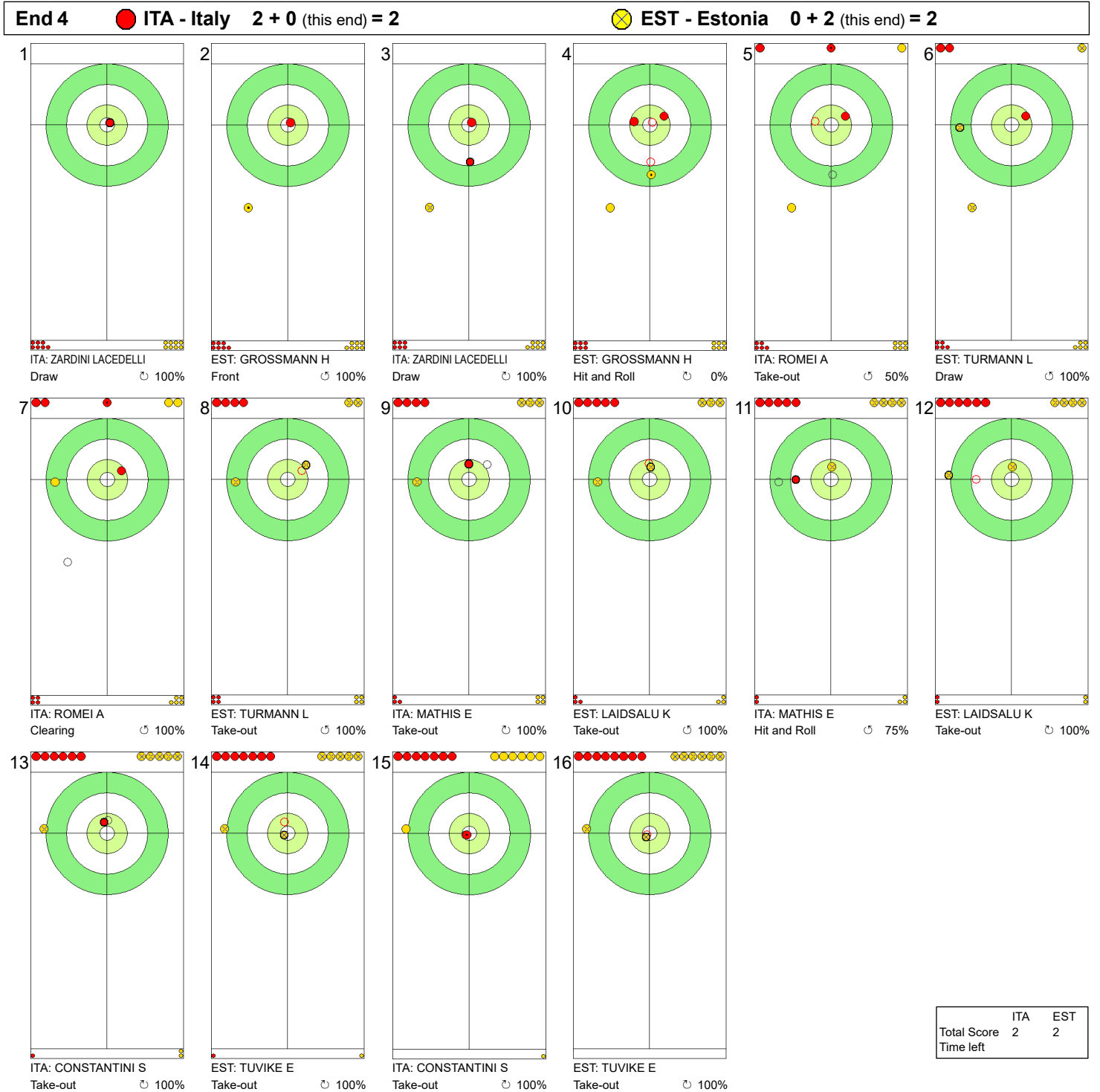
Legend:
 ↻ Clockwise ↺ Counter-clockwise - Not considered

SAT 16 MAR 2024
Start Time 19:00

Round Robin Session 2 - Sheet A

WORLD CURLING

Game - Shot by Shot

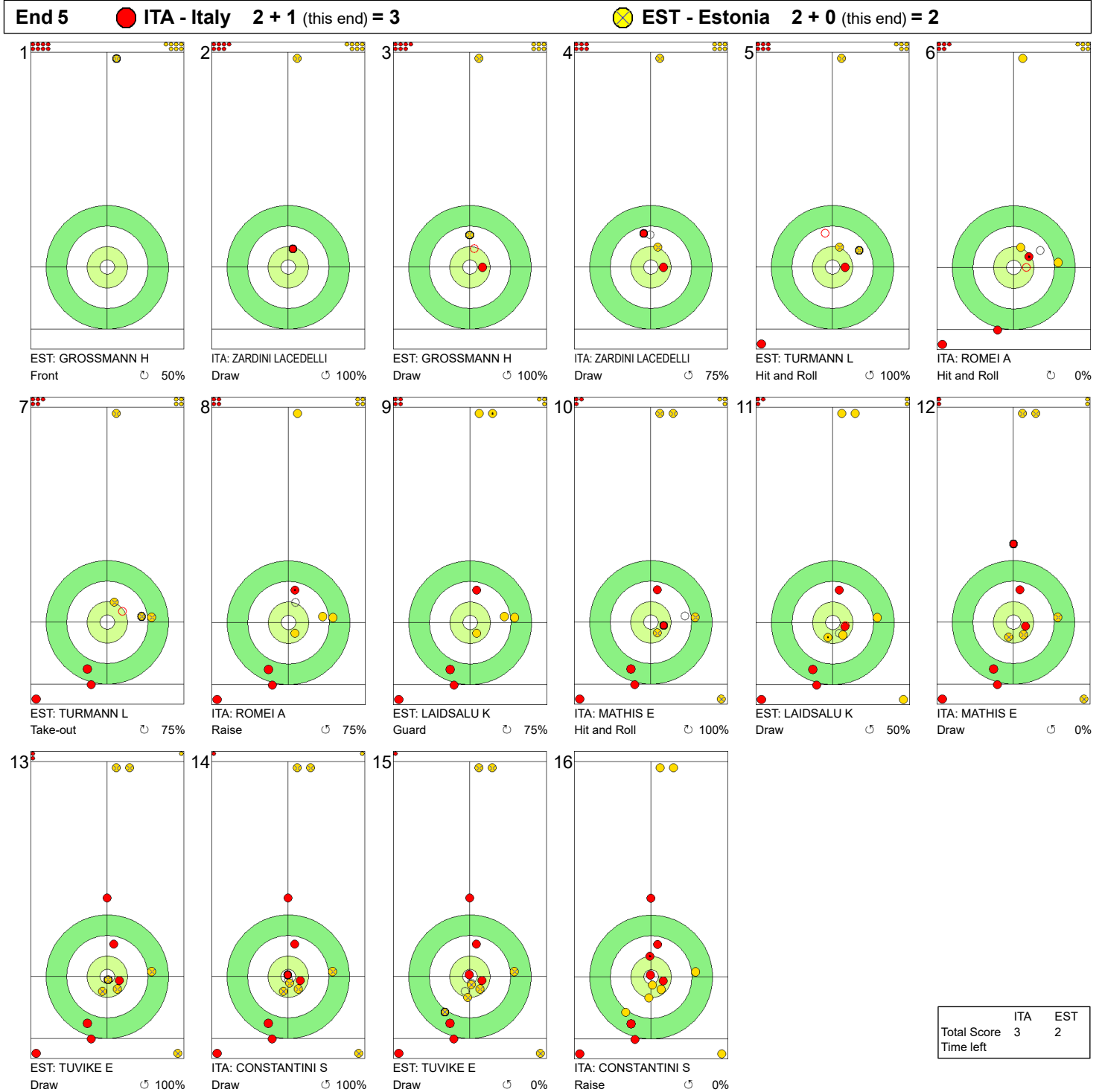


Legend:
 ↻ Clockwise ↺ Counter-clockwise - Not considered

SAT 16 MAR 2024
Start Time 19:00

Round Robin Session 2 - Sheet A

Game - Shot by Shot



Legend:
 ↻ Clockwise ↺ Counter-clockwise - Not considered

SAT 16 MAR 2024
Start Time 19:00

Round Robin Session 2 - Sheet A

WORLD CURLING

Game - Shot by Shot



Legend:
 ↻ Clockwise ↺ Counter-clockwise - Not considered

SAT 16 MAR 2024
Start Time 19:00

Round Robin Session 2 - Sheet A

WORLD CURLING

Game - Shot by Shot

End 7 ● **ITA - Italy** **3 + 3 (this end) = 6** ● **EST - Estonia** **3 + 0 (this end) = 3**

1 EST: GROSSMANN H Front ⤴ 100% 2 ITA: ZARDINI LACEDELLI Draw ⤴ 75% 3 EST: GROSSMANN H Draw ⤴ 75% 4 ITA: ZARDINI LACEDELLI Take-out ⤴ 100% 5 EST: TURMANN L Take-out ⤴ 100% 6 ITA: ROMEI A Hit and Roll ⤴ 50%

7 EST: TURMANN L Draw ⤴ 75% 8 ITA: ROMEI A Take-out ⤴ 100% 9 EST: LAIDSALU K Take-out ⤴ 100% 10 ITA: MATHIS E Take-out ⤴ 100% 11 EST: LAIDSALU K Hit and Roll ⤴ 75% 12 ITA: MATHIS E Take-out ⤴ 100%

13 EST: TUVIKE E Draw ⤴ 0% 14 ITA: CONSTANTINI S Draw ⤴ 75% 15 EST: TUVIKE E Draw ⤴ 0% 16 ITA: CONSTANTINI S Draw ⤴ 100%

	ITA	EST
Total Score	6	3
Time left		

Legend:
 ⤴ Clockwise ⤵ Counter-clockwise - Not considered

SAT 16 MAR 2024
Start Time 19:00

Round Robin Session 2 - Sheet A

WORLD CURLING

Game - Shot by Shot



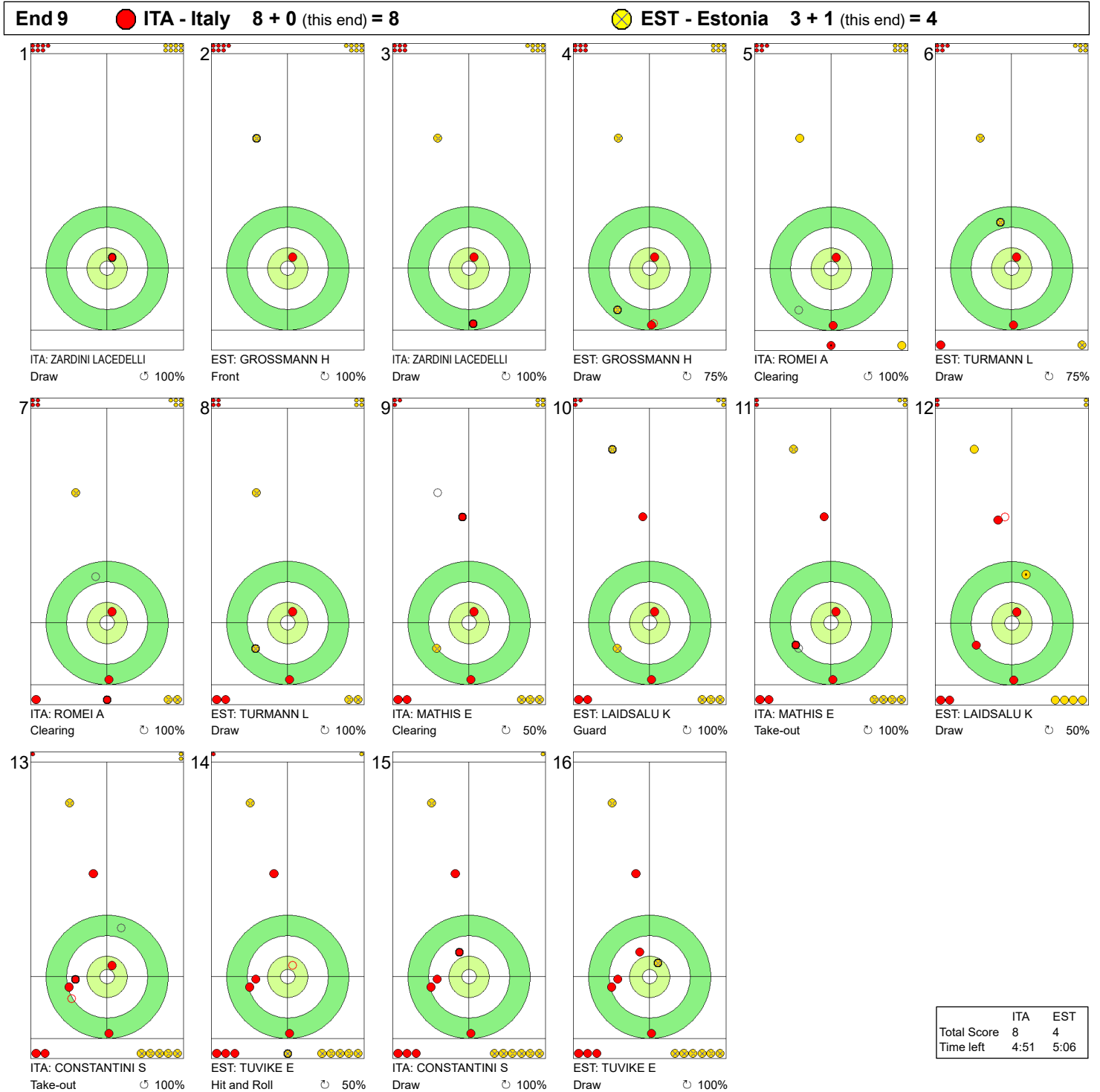
Legend:
 ↻ Clockwise ↺ Counter-clockwise - Not considered

SAT 16 MAR 2024
Start Time 19:00

Round Robin Session 2 - Sheet A

WORLD CURLING

Game - Shot by Shot



Legend:
 ↻ Clockwise ↻ Counter-clockwise - Not considered

SAT 16 MAR 2024
Start Time 19:00

Round Robin Session 2 - Sheet B

Game Results

Sheet	Team	LSFE	1	2	3	4	5	6	7	8	9	10	Extra Ends	Total
B	USA - United States	*	2	0	1	0	0	0	X	X	X	X		3
	SUI - Switzerland		0	1	0	4	3	2	X	X	X	X		10

USA - United States		Shot Success	Game	All
4 S	PETERSON Tabitha	65%	74%	
3 V	THIESSE Cory	65%	78%	
2	PETERSON Tara	77%	84%	
1	HAMILTON Becca	79%	80%	
A	PERSINGER Vicky	-	-	
Team Total		71%	79%	

SUI - Switzerland		Shot Success	Game	All
4 V	PAETZ Alina	81%	82%	
3 S	TIRINZONI Silvana	88%	89%	
2	WITSCHONKE Selina	69%	75%	
1	HOWALD Carole	98%	91%	
A	BERSET Stefanie	-	-	
Team Total		84%	84%	

Last Stone Draw		Distance
⌚	HAMILTON Becca	68.5cm
⌚	PETERSON Tabitha	20.1cm
Total		88.6cm

Last Stone Draw		Distance
⌚	PAETZ Alina	29.0cm
⌚	TIRINZONI Silvana	199.6cm
Total		228.6cm

Time remaining: 16 minutes 37 seconds

Time remaining: 15 minutes 44 seconds

Shot Success Analysis

USA - United States		⌚	⌚	Game
4	PETERSON Tabitha	Draws	2 75%	8 59%
		Take-outs	0 -	2 75%
		Total	2 75%	10 63%
3	THIESSE Cory	Draws	3 83%	3 67%
		Take-outs	4 69%	2 25%
		Total	7 75%	5 50%
2	PETERSON Tara	Draws	5 85%	2 50%
		Take-outs	3 83%	2 75%
		Total	8 84%	4 63%
1	HAMILTON Becca	Draws	7 82%	5 75%
		Take-outs	0 -	0 -
		Total	7 82%	5 75%
A	PERSINGER Vicky	Draws	0 -	0 -
		Take-outs	0 -	0 -
		Total	0 -	0 -
Team		Draws	17 82%	18 64%
		Take-outs	7 75%	6 58%
		Total	24 80%	24 63%

SUI - Switzerland		⌚	⌚	Game
4	PAETZ Alina	Draws	1 0%	5 75%
		Take-outs	4 100%	2 100%
		Total	5 80%	7 82%
3	TIRINZONI Silvana	Draws	2 25%	4 100%
		Take-outs	3 100%	3 100%
		Total	5 70%	7 100%
2	WITSCHONKE Selina	Draws	2 38%	2 88%
		Take-outs	6 67%	2 88%
		Total	8 59%	4 88%
1	HOWALD Carole	Draws	3 100%	9 97%
		Take-outs	0 -	0 -
		Total	3 100%	9 97%
A	BERSET Stefanie	Draws	0 -	0 -
		Take-outs	0 -	0 -
		Total	0 -	0 -
Team		Draws	8 53%	20 91%
		Take-outs	13 85%	7 96%
		Total	21 73%	27 93%

Note:
Position and function for each team member:
4 = Fourth, 3 = Third, 2 = Second, 1 = Lead, A = Alternate, S = Skip, V = Vice-Skip

Legend:
⌚ Clockwise ⌚ Counter-clockwise LSFE(*) Last Stone First End
X Unplayed/unfinished end due to concession

SAT 16 MAR 2024
Start Time 19:00

Round Robin Session 2 - Sheet B

WORLD CURLING

Game - Shot by Shot

End 1 **USA - United States 0 + 2 (this end) = 2** **SUI - Switzerland 0 + 0 (this end) = 0**



	USA	SUI
Total Score	2	0
Time left		

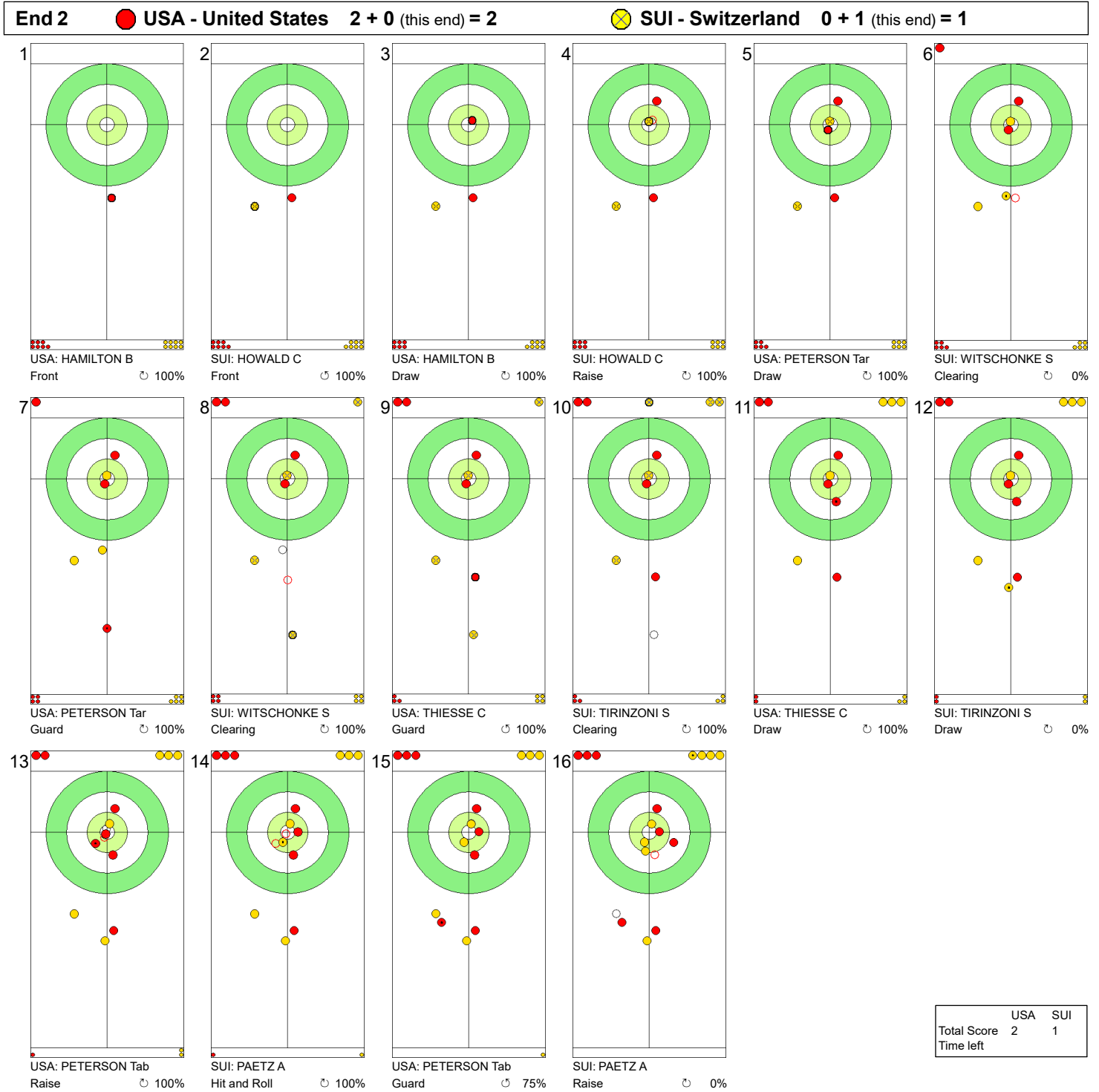
Legend:
 ↻ Clockwise ↺ Counter-clockwise - Not considered

SAT 16 MAR 2024
Start Time 19:00

Round Robin Session 2 - Sheet B

WORLD
CURLING

Game - Shot by Shot



	USA	SUI
Total Score	2	1
Time left		

Legend:
 ↻ Clockwise ↺ Counter-clockwise - Not considered

SAT 16 MAR 2024
Start Time 19:00

Round Robin Session 2 - Sheet B

WORLD CURLING

Game - Shot by Shot

End 3 **USA - United States 2 + 1 (this end) = 3** **SUI - Switzerland 1 + 0 (this end) = 1**



	USA	SUI
Total Score	3	1
Time left		

Legend:
 ↻ Clockwise ↺ Counter-clockwise - Not considered

SAT 16 MAR 2024
Start Time 19:00

Round Robin Session 2 - Sheet B

Game - Shot by Shot

End 4 **USA - United States 3 + 0 (this end) = 3** **SUI - Switzerland 1 + 4 (this end) = 5**



	USA	SUI
Total Score	3	5
Time left		

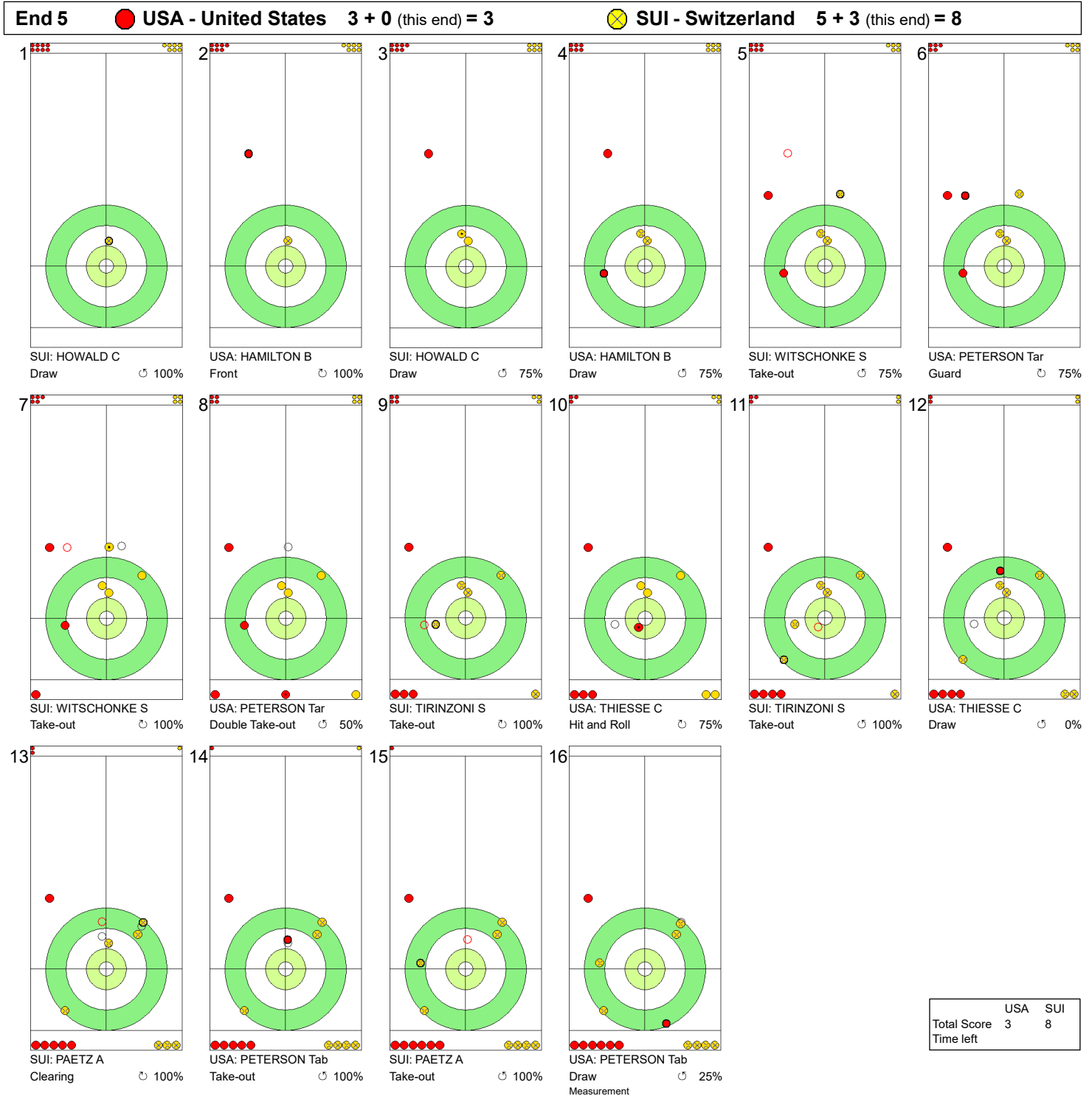
Legend:
 ↻ Clockwise ↺ Counter-clockwise - Not considered

SAT 16 MAR 2024
Start Time 19:00

Round Robin Session 2 - Sheet B

WORLD CURLING

Game - Shot by Shot

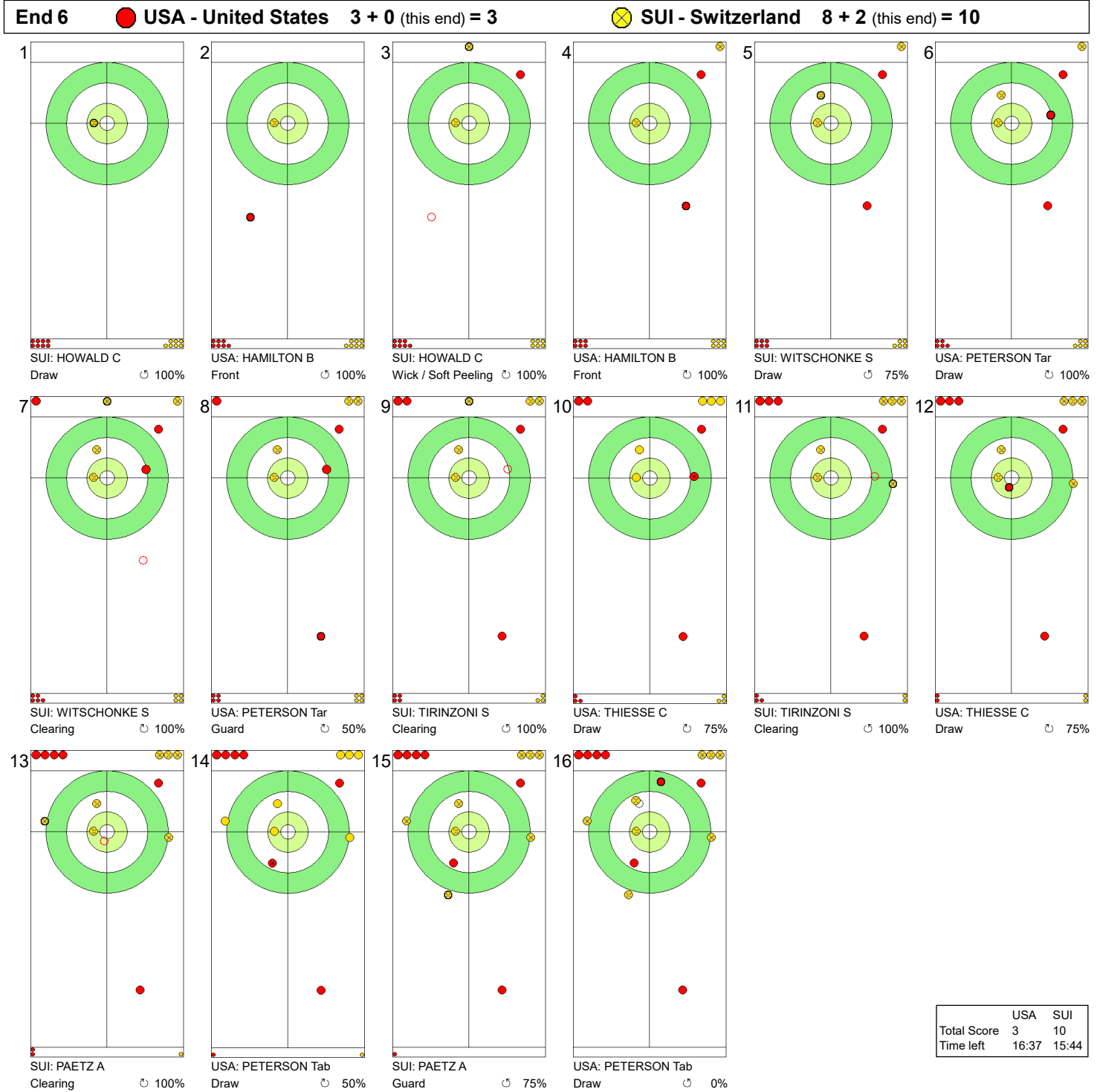


Legend:
↻ Clockwise ↺ Counter-clockwise - Not considered

SAT 16 MAR 2024
Start Time 19:00

Round Robin Session 2 - Sheet B

Game - Shot by Shot



Legend:
 ↻ Clockwise ↺ Counter-clockwise - Not considered

SAT 16 MAR 2024
Start Time 19:00

Round Robin Session 2 - Sheet C

Game Results

Sheet	Team	LSFE	1	2	3	4	5	6	7	8	9	10	Extra Ends	Total
C	SCO - Scotland		0	0	0	2	2	0	1	0	1	X		6
	NOR - Norway	*	0	0	1	0	0	2	0	1	0	X		4

SCO - Scotland		Shot Success Game	All
4 S	MORRISON Rebecca	76%	76%
3	DODDS Jennifer	86%	86%
2	SINCLAIR Sophie	84%	84%
1 V	JACKSON Sophie	93%	93%
A	AITKEN Gina	-	-
Team Total		85%	85%

NOR - Norway		Shot Success Game	All
4 V	SKASLIEN Kristin	71%	71%
3 S	ROERVIK Marianne	76%	76%
2	HASLEV NORDBYE Mille	80%	80%
1	ROENNING Martine	81%	81%
A	FORBREGD Ingeborg	-	-
Team Total		77%	77%

Last Stone Draw		Distance
↻	MORRISON Rebecca	36.2cm
↻	SINCLAIR Sophie	24.7cm
Total		60.9cm

Last Stone Draw		Distance
↻	ROENNING Martine	5.5cm
↻	SKASLIEN Kristin	41.2cm
Total		46.7cm

Time remaining: 1 minute 52 seconds

Time remaining: 3 minutes 14 seconds

Time-out: End 9 - SCO stone 5

Shot Success Analysis

SCO - Scotland		↻	↻	Game	
4	MORRISON Rebecca	Draws	8 78%	4 100%	12 85%
		Take-outs	5 70%	3 50%	8 63%
		Total	13 75%	7 79%	20 76%
3	DODDS Jennifer	Draws	6 83%	1 100%	7 86%
		Take-outs	8 78%	5 100%	13 87%
		Total	14 80%	6 100%	20 86%
2	SINCLAIR Sophie	Draws	7 79%	3 100%	10 85%
		Take-outs	8 78%	2 100%	10 83%
		Total	15 78%	5 100%	20 84%
1	JACKSON Sophie	Draws	11 86%	4 100%	15 90%
		Take-outs	4 100%	1 100%	5 100%
		Total	15 90%	5 100%	20 93%
A	AITKEN Gina	Draws	0 -	0 -	0 -
		Take-outs	0 -	0 -	0 -
		Total	0 -	0 -	0 -
Team		Draws	32 82%	12 100%	44 87%
		Take-outs	25 80%	11 86%	36 82%
		Total	57 81%	23 93%	80 85%

NOR - Norway		↻	↻	Game	
4	SKASLIEN Kristin	Draws	9 78%	1 50%	10 75%
		Take-outs	9 67%	0 -	9 67%
		Total	18 72%	1 50%	19 71%
3	ROERVIK Marianne	Draws	6 63%	0 -	6 63%
		Take-outs	8 75%	6 92%	14 82%
		Total	14 70%	6 92%	20 76%
2	HASLEV NORDBYE Mille	Draws	5 90%	0 -	5 90%
		Take-outs	12 75%	3 83%	15 77%
		Total	17 79%	3 83%	20 80%
1	ROENNING Martine	Draws	11 89%	3 100%	14 91%
		Take-outs	5 70%	1 0%	6 58%
		Total	16 83%	4 75%	20 81%
A	FORBREGD Ingeborg	Draws	0 -	0 -	0 -
		Take-outs	0 -	0 -	0 -
		Total	0 -	0 -	0 -
Team		Draws	31 81%	4 88%	35 81%
		Take-outs	34 72%	10 80%	44 74%
		Total	65 76%	14 82%	79 77%

Note:
Position and function for each team member:
4 = Fourth, 3 = Third, 2 = Second, 1 = Lead, A = Alternate, S = Skip, V = Vice-Skip

Legend:
↻ Clockwise ↻ Counter-clockwise LSFE(*) Last Stone First End
X Unplayed/unfinished end due to concession

SAT 16 MAR 2024
Start Time 19:00

Round Robin Session 2 - Sheet C

WORLD CURLING

Game - Shot by Shot

End 1 ● SCO - Scotland 0 + 0 (this end) = 0			⊗ NOR - Norway 0 + 0 (this end) = 0		
1		SCO: JACKSON S Draw 100%	2		NOR: ROENNING M Take-out 100%
3		SCO: JACKSON S Take-out 100%	4		NOR: ROENNING M Take-out 100%
5		SCO: SINCLAIR S Take-out 100%	6		NOR: HASLEV NORDBYE M Take-out 100%
7		SCO: SINCLAIR S Take-out 100%	8		NOR: HASLEV NORDBYE M Take-out 100%
9		SCO: DODDS J Take-out 100%	10		NOR: ROERVIK M Take-out 100%
11		SCO: DODDS J Draw 75%	12		NOR: ROERVIK M Take-out 100%
13		SCO: MORRISON R Take-out 100%	14		NOR: SKASLIEN K Take-out 50%
15		SCO: MORRISON R Draw 75%	16		NOR: SKASLIEN K Clearing 100%

	SCO	NOR
Total Score	0	0
Time left		

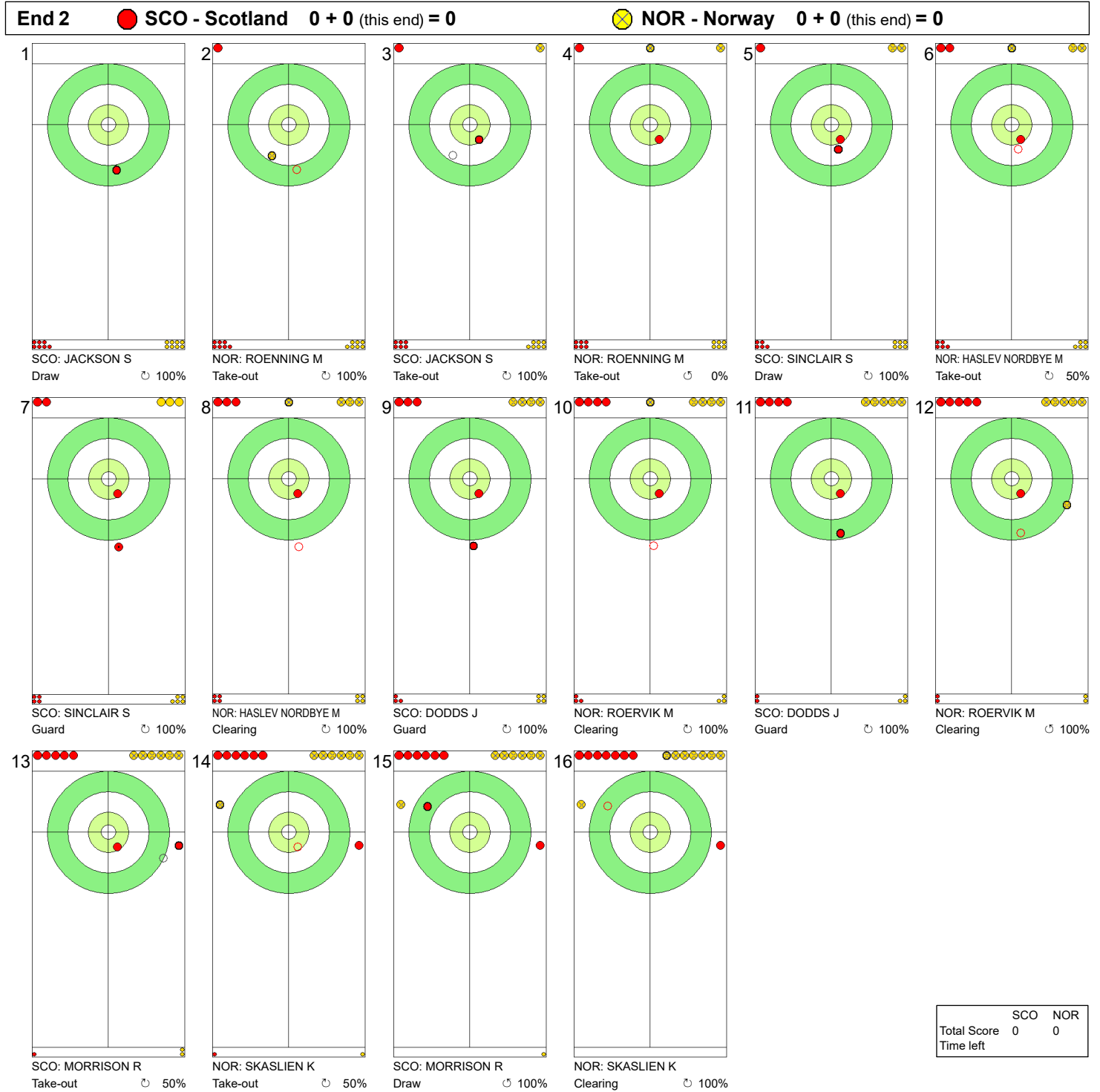
Legend:
↻ Clockwise ↺ Counter-clockwise - Not considered

SAT 16 MAR 2024
Start Time 19:00

Round Robin Session 2 - Sheet C

WORLD CURLING

Game - Shot by Shot



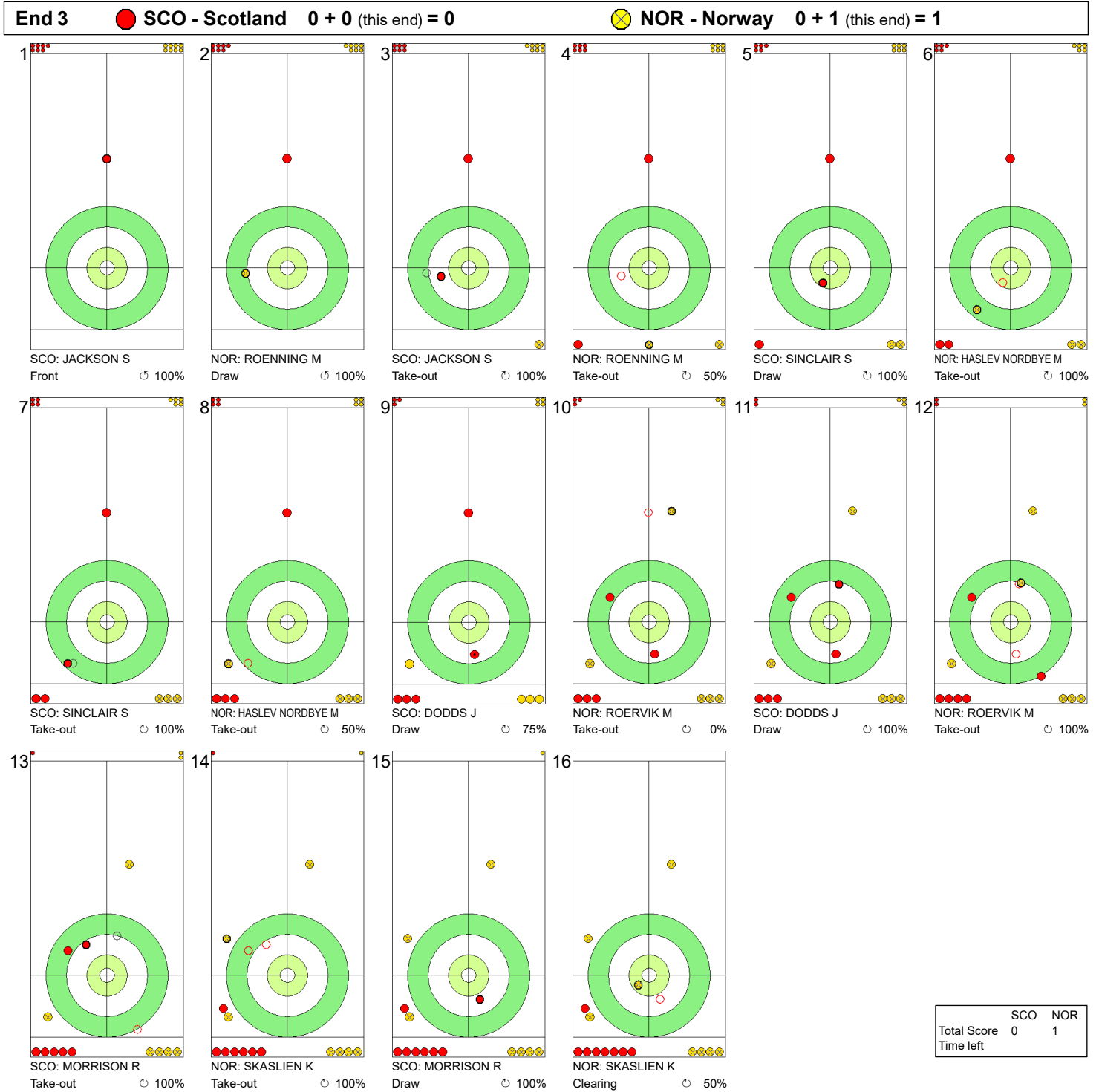
Legend:
 ↻ Clockwise ↺ Counter-clockwise - Not considered

SAT 16 MAR 2024
Start Time 19:00

Round Robin Session 2 - Sheet C

WORLD CURLING

Game - Shot by Shot



Legend:
 ↻ Clockwise ↺ Counter-clockwise - Not considered

SAT 16 MAR 2024
Start Time 19:00

Round Robin Session 2 - Sheet C

WORLD CURLING

Game - Shot by Shot

End 4 ● SCO - Scotland 0 + 2 (this end) = 2			● NOR - Norway 1 + 0 (this end) = 1		
1	2	3	4	5	6
NOR: ROENNING M Draw 75%	SCO: JACKSON S Front 100%	NOR: ROENNING M Guard 25%	SCO: JACKSON S Take-out 100%	NOR: HASLEV NORDBYE M Take-out 100%	SCO: SINCLAIR S Take-out 100%
7	8	9	10	11	12
NOR: HASLEV NORDBYE M Take-out 0%	SCO: SINCLAIR S Draw 100%	NOR: ROERVIK M Take-out 100%	SCO: DODDS J Take-out 100%	NOR: ROERVIK M Take-out 100%	SCO: DODDS J Take-out 100%
13	14	15	16		
NOR: SKASLIEN K Take-out 50%	SCO: MORRISON R Draw 100%	NOR: SKASLIEN K Take-out 50%	SCO: MORRISON R Draw 100%		

	SCO	NOR
Total Score	2	1
Time left		

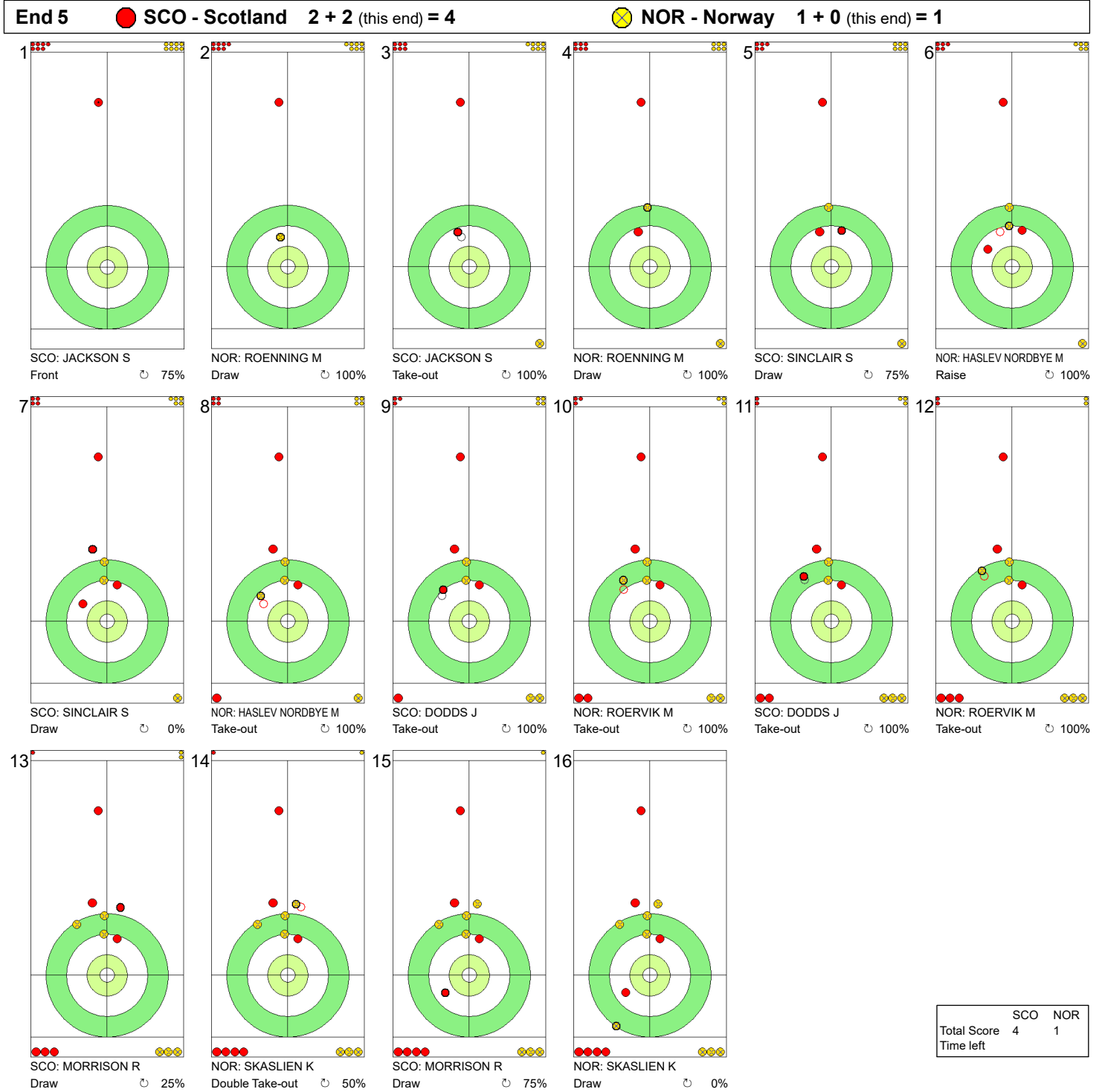
Legend:
 ↻ Clockwise ↺ Counter-clockwise - Not considered

SAT 16 MAR 2024
Start Time 19:00

Round Robin Session 2 - Sheet C

WORLD CURLING

Game - Shot by Shot



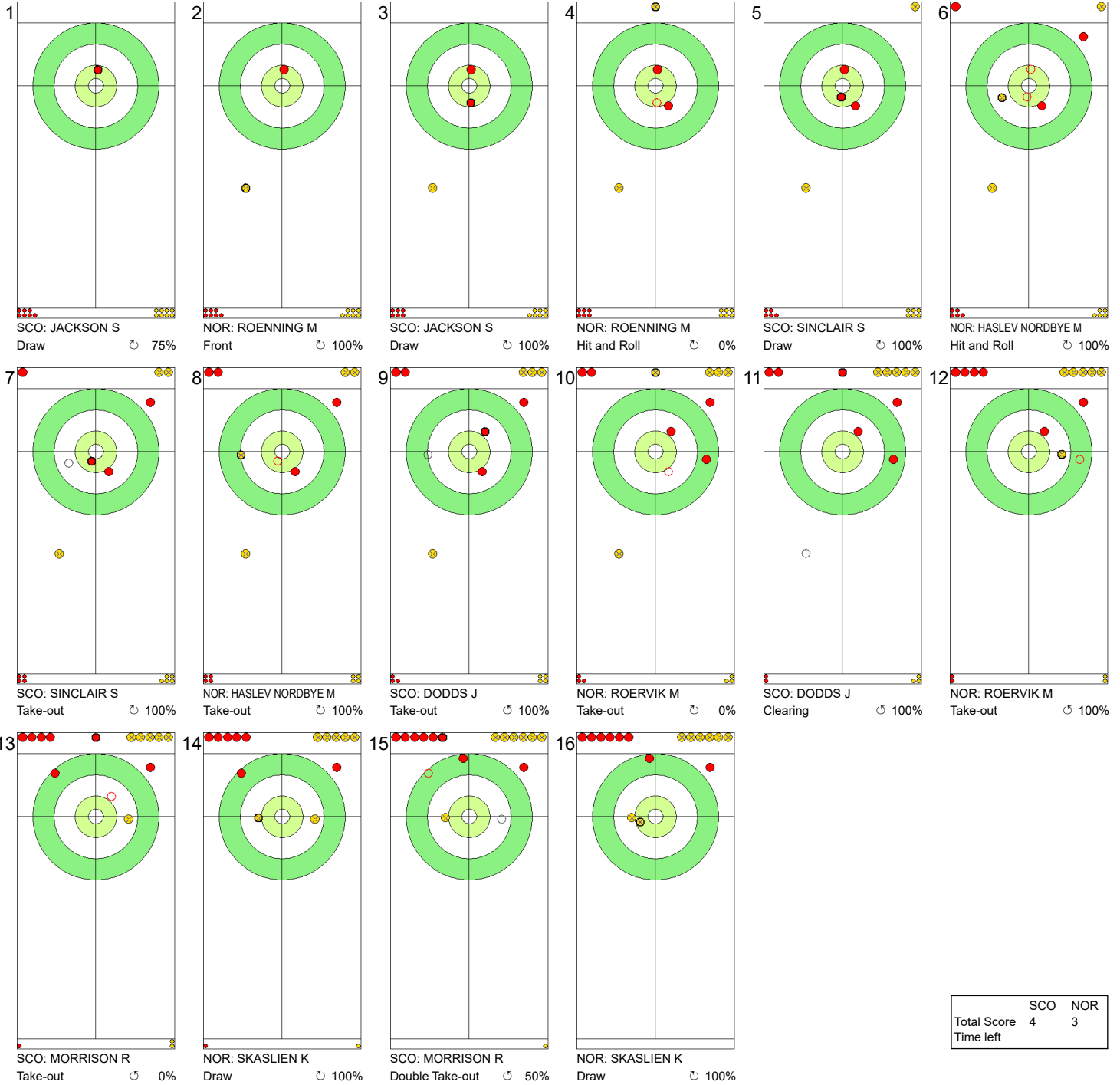
Legend:
 ↻ Clockwise ↺ Counter-clockwise - Not considered

SAT 16 MAR 2024
Start Time 19:00

Round Robin Session 2 - Sheet C

Game - Shot by Shot

End 6 ● **SCO - Scotland** **4 + 0** (this end) = **4** ⊗ **NOR - Norway** **1 + 2** (this end) = **3**



	SCO	NOR
Total Score	4	3
Time left		

Legend:
↻ Clockwise ↺ Counter-clockwise - Not considered

SAT 16 MAR 2024
Start Time 19:00

Round Robin Session 2 - Sheet C

Game - Shot by Shot

End 7 **SCO - Scotland 4 + 1 (this end) = 5** **NOR - Norway 3 + 0 (this end) = 3**



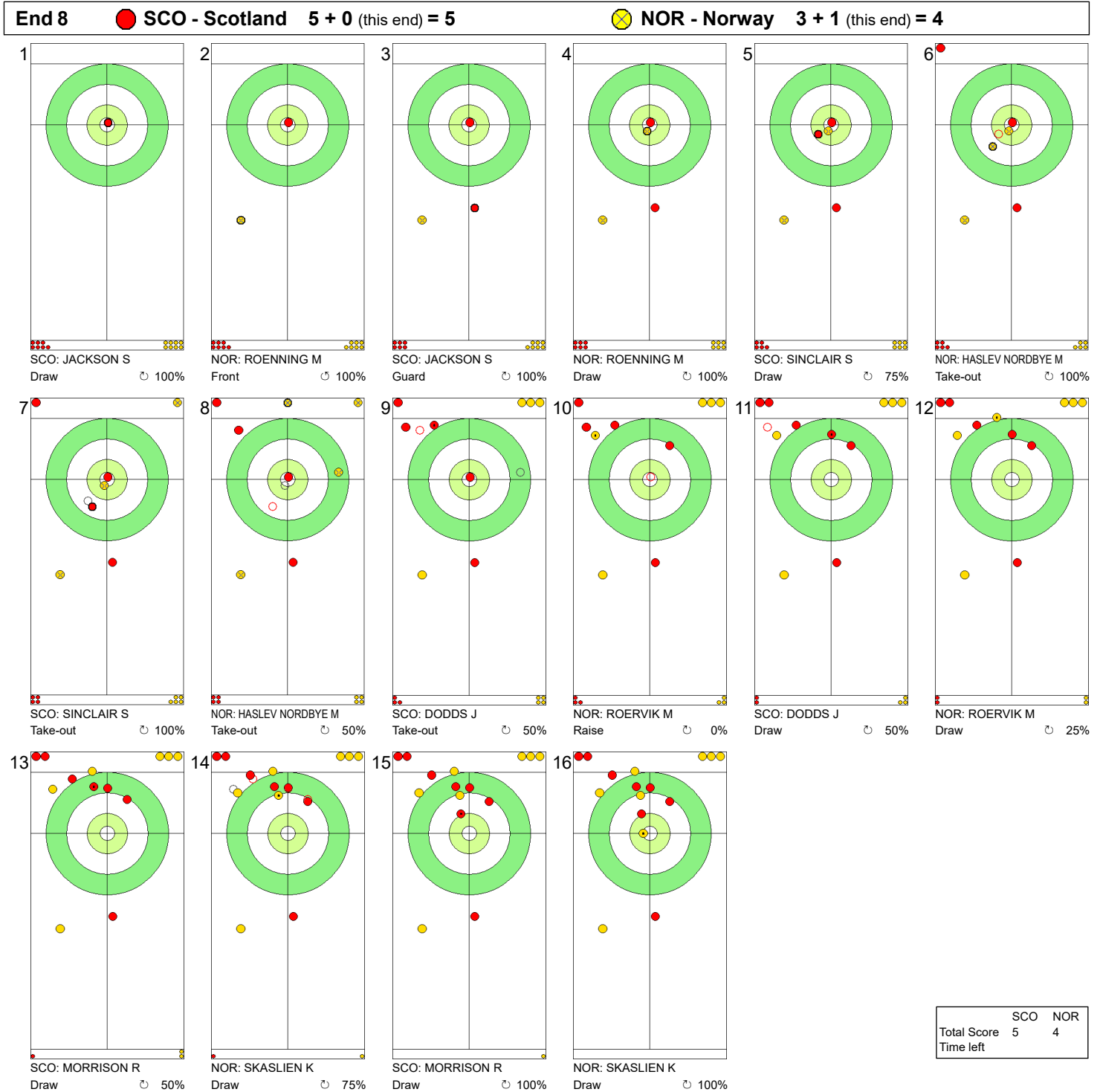
Legend:
 ↻ Clockwise ↺ Counter-clockwise - Not considered

SAT 16 MAR 2024
Start Time 19:00

Round Robin Session 2 - Sheet C

WORLD CURLING

Game - Shot by Shot



	SCO	NOR
Total Score	5	4
Time left		

Legend:
 ↻ Clockwise ↺ Counter-clockwise - Not considered

SAT 16 MAR 2024
Start Time 19:00

Round Robin Session 2 - Sheet C

WORLD CURLING

Game - Shot by Shot



Legend:
 Clockwise
 Counter-clockwise
 - Not considered

SAT 16 MAR 2024
Start Time 19:00

Round Robin Session 2 - Sheet C

WORLD CURLING

Game - Shot by Shot

End 10 **SCO - Scotland** **6 + X** (this end) = **6** **NOR - Norway** **4 + X** (this end) = **4**



	SCO	NOR
Total Score	6	4
Time left	1:52	3:14

Legend:
 ↻ Clockwise ↺ Counter-clockwise - Not considered
 X Unfinished end due to concession



SAT 16 MAR 2024
 Start Time 19:00

Round Robin Session 2 - Sheet D

Game Results

Sheet	Team	LSFE	1	2	3	4	5	6	7	8	9	10	Extra Ends	Total
D	DEN - Denmark		0	1	0	0	1	0	1	1	0	X		4
	CAN - Canada	*	1	0	2	0	0	3	0	0	1	X		7

DEN - Denmark		Shot Success Game	All
4 S	DUPONT Madeleine	72%	72%
3 V	HALSE Mathilde	74%	74%
2	DUPONT Denise	89%	89%
1	LARSEN My	83%	83%
A	LANDER Jasmin	-	-
Team Total		79%	79%

CAN - Canada		Shot Success Game	All
4 S	HOMAN Rachel	83%	87%
3 V	FLEURY Tracy	85%	88%
2	MISKEW Emma	94%	95%
1	WILKES Sarah	78%	87%
A	BROWN Rachel	-	-
Team Total		85%	89%

Last Stone Draw Distance

🕒	HALSE Mathilde	50.6cm
🕒	DUPONT Madeleine	55.5cm
Total		106.1cm

Last Stone Draw Distance

🕒	MISKEW Emma	35.2cm
🕒	HOMAN Rachel	23.6cm
Total		58.8cm

Time remaining: 10 minutes 3 seconds

Time remaining: 6 minutes 25 seconds

Time-out: End 10 - CAN stone 7

Shot Success Analysis

DEN - Denmark		🕒	🕒	Game	
4	DUPONT Madeleine	Draws	1 50%	6 75%	7 71%
	Take-outs	9 75%	3 67%	12 73%	
	Total	10 73%	9 72%	19 72%	
3	HALSE Mathilde	Draws	4 94%	5 70%	9 81%
	Take-outs	6 75%	5 60%	11 68%	
	Total	10 83%	10 65%	20 74%	
2	DUPONT Denise	Draws	6 96%	6 92%	12 94%
	Take-outs	4 81%	4 81%	8 81%	
	Total	10 90%	10 88%	20 89%	
1	LARSEN My	Draws	8 84%	9 92%	17 88%
	Take-outs	2 38%	1 75%	3 50%	
	Total	10 75%	10 90%	20 83%	
A	LANDER Jasmin	Draws	0 -	0 -	0 -
	Take-outs	0 -	0 -	0 -	
	Total	0 -	0 -	0 -	
Team	Draws	19 88%	26 84%	45 86%	
	Take-outs	21 73%	13 69%	34 71%	
	Total	40 80%	39 79%	79 79%	

CAN - Canada		🕒	🕒	Game	
4	HOMAN Rachel	Draws	5 85%	5 50%	10 68%
	Take-outs	6 100%	3 100%	9 100%	
	Total	11 93%	8 69%	19 83%	
3	FLEURY Tracy	Draws	3 75%	1 75%	4 75%
	Take-outs	7 82%	9 92%	16 88%	
	Total	10 80%	10 90%	20 85%	
2	MISKEW Emma	Draws	3 92%	1 75%	4 88%
	Take-outs	9 92%	7 100%	16 95%	
	Total	12 92%	8 97%	20 94%	
1	WILKES Sarah	Draws	7 82%	11 70%	18 75%
	Take-outs	2 100%	0 -	2 100%	
	Total	9 86%	11 70%	20 78%	
A	BROWN Rachel	Draws	0 -	0 -	0 -
	Take-outs	0 -	0 -	0 -	
	Total	0 -	0 -	0 -	
Team	Draws	18 83%	18 65%	36 74%	
	Take-outs	24 92%	19 96%	43 94%	
	Total	42 88%	37 81%	79 85%	

Note:
 Position and function for each team member:
 4 = Fourth, 3 = Third, 2 = Second, 1 = Lead, A = Alternate, S = Skip, V = Vice-Skip

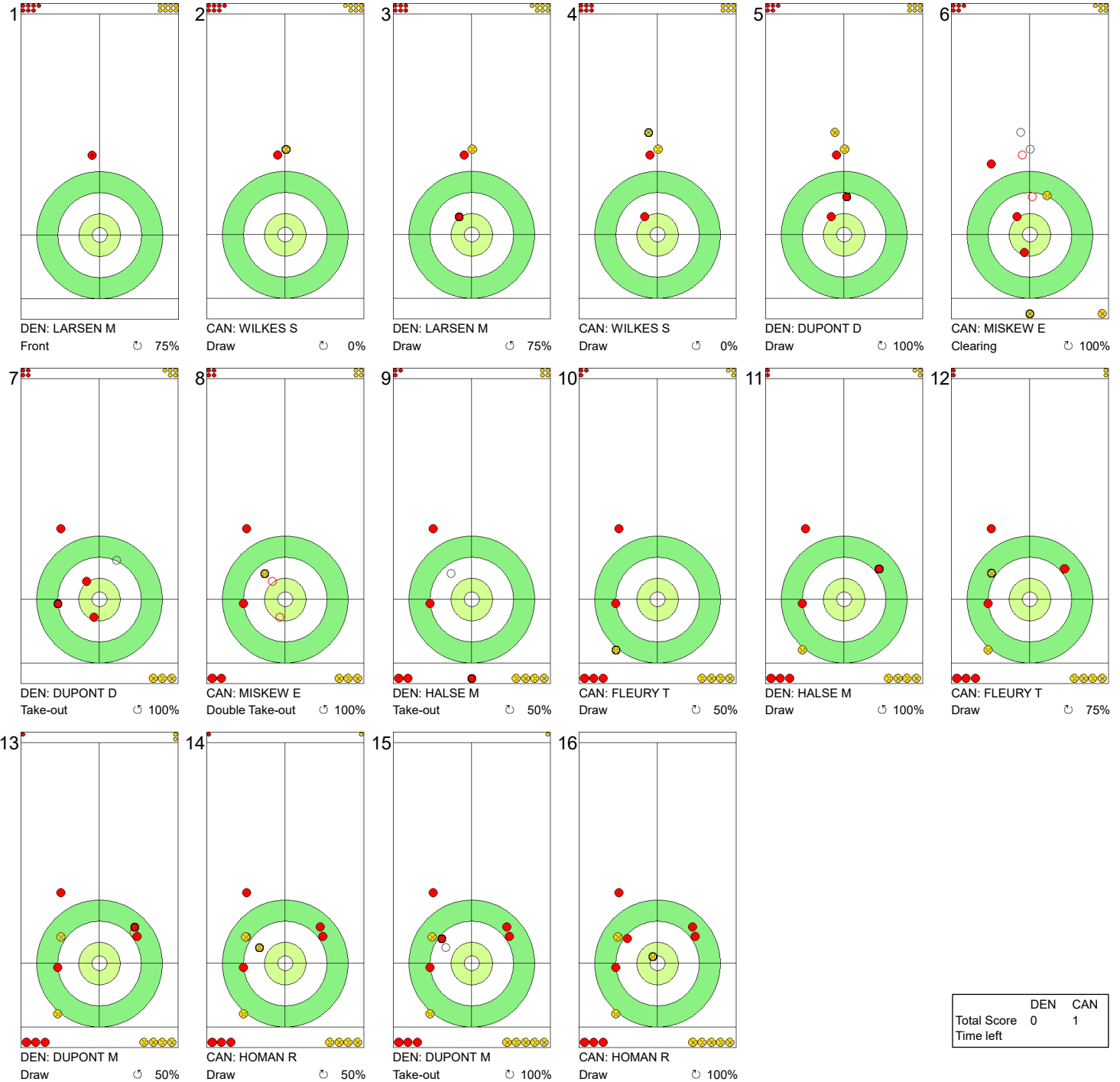
Legend:
 🕒 Clockwise 🕒 Counter-clockwise **LSFE(*)** Last Stone First End
 X Unplayed/unfinished end due to concession



SAT 16 MAR 2024
Start Time 19:00

Round Robin Session 2 - Sheet D

Game - Shot by Shot

End 1 **DEN - Denmark** 0 + 0 (this end) = 0 **CAN - Canada** 0 + 1 (this end) = 1



Legend:
 Clockwise
  Counter-clockwise
 - Not considered

SAT 16 MAR 2024
Start Time 19:00

Round Robin Session 2 - Sheet D

Game - Shot by Shot

End 2 ● **DEN - Denmark** 0 + 1 (this end) = 1 ● **CAN - Canada** 1 + 0 (this end) = 1

<p>1</p> <p>CAN: WILKES S Draw 100%</p>	<p>2</p> <p>DEN: LARSEN M Front 100%</p>	<p>3</p> <p>CAN: WILKES S Guard 50%</p>	<p>4</p> <p>DEN: LARSEN M Take-out 0%</p>	<p>5</p> <p>CAN: MISKEW E Draw 100%</p>	<p>6</p> <p>DEN: DUPONT D Take-out 100%</p>
<p>7</p> <p>CAN: MISKEW E Take-out 100%</p>	<p>8</p> <p>DEN: DUPONT D Hit and Roll 75%</p>	<p>9</p> <p>CAN: FLEURY T Take-out 100%</p>	<p>10</p> <p>DEN: HALSE M Hit and Roll 75%</p>	<p>11</p> <p>CAN: FLEURY T Take-out 100%</p>	<p>12</p> <p>DEN: HALSE M Take-out 75%</p>
<p>13</p> <p>CAN: HOMAN R Draw 0%</p>	<p>14</p> <p>DEN: DUPONT M Hit and Roll 75%</p>	<p>15</p> <p>CAN: HOMAN R Draw 75%</p>	<p>16</p> <p>DEN: DUPONT M Draw 100%</p>		

	DEN	CAN
Total Score	1	1
Time left		

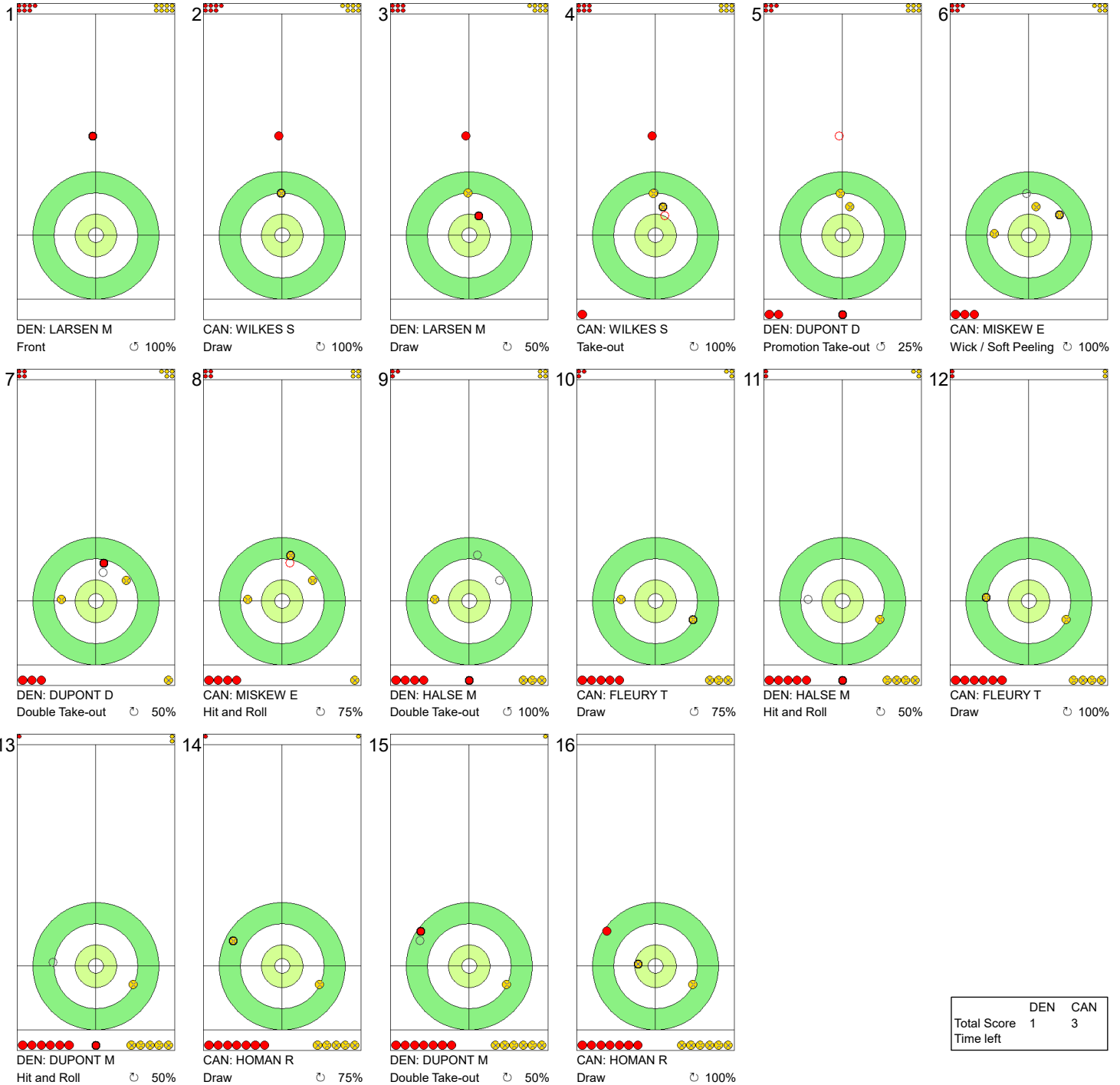
Legend:
 ↻ Clockwise ↺ Counter-clockwise - Not considered

SAT 16 MAR 2024
Start Time 19:00

Round Robin Session 2 - Sheet D

Game - Shot by Shot

End 3 ● **DEN - Denmark** 1 + 0 (this end) = 1 ● **CAN - Canada** 1 + 2 (this end) = 3



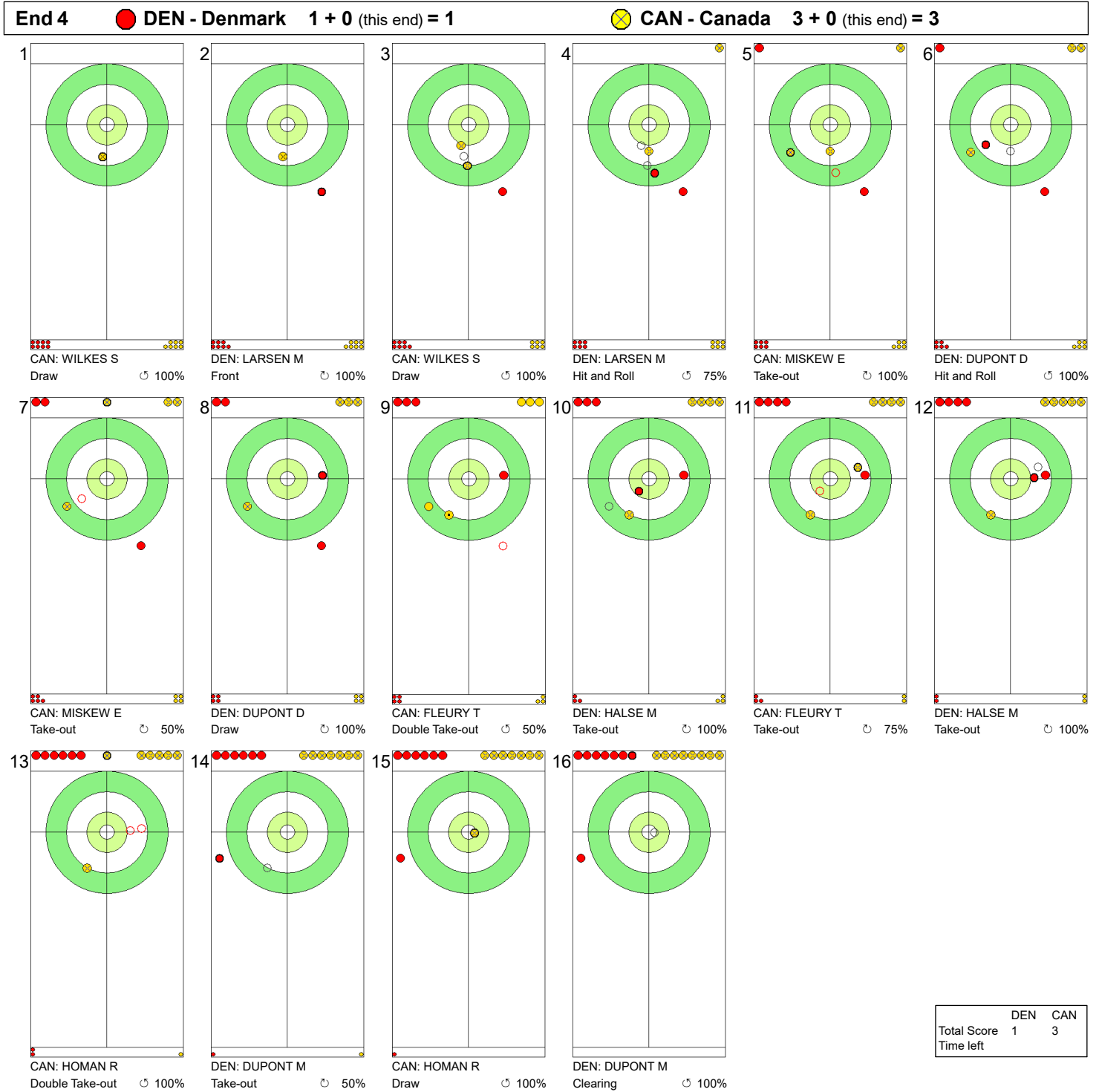
	DEN	CAN
Total Score	1	3
Time left		

Legend:
 ↻ Clockwise ↺ Counter-clockwise - Not considered

SAT 16 MAR 2024
Start Time 19:00

Round Robin Session 2 - Sheet D

Game - Shot by Shot



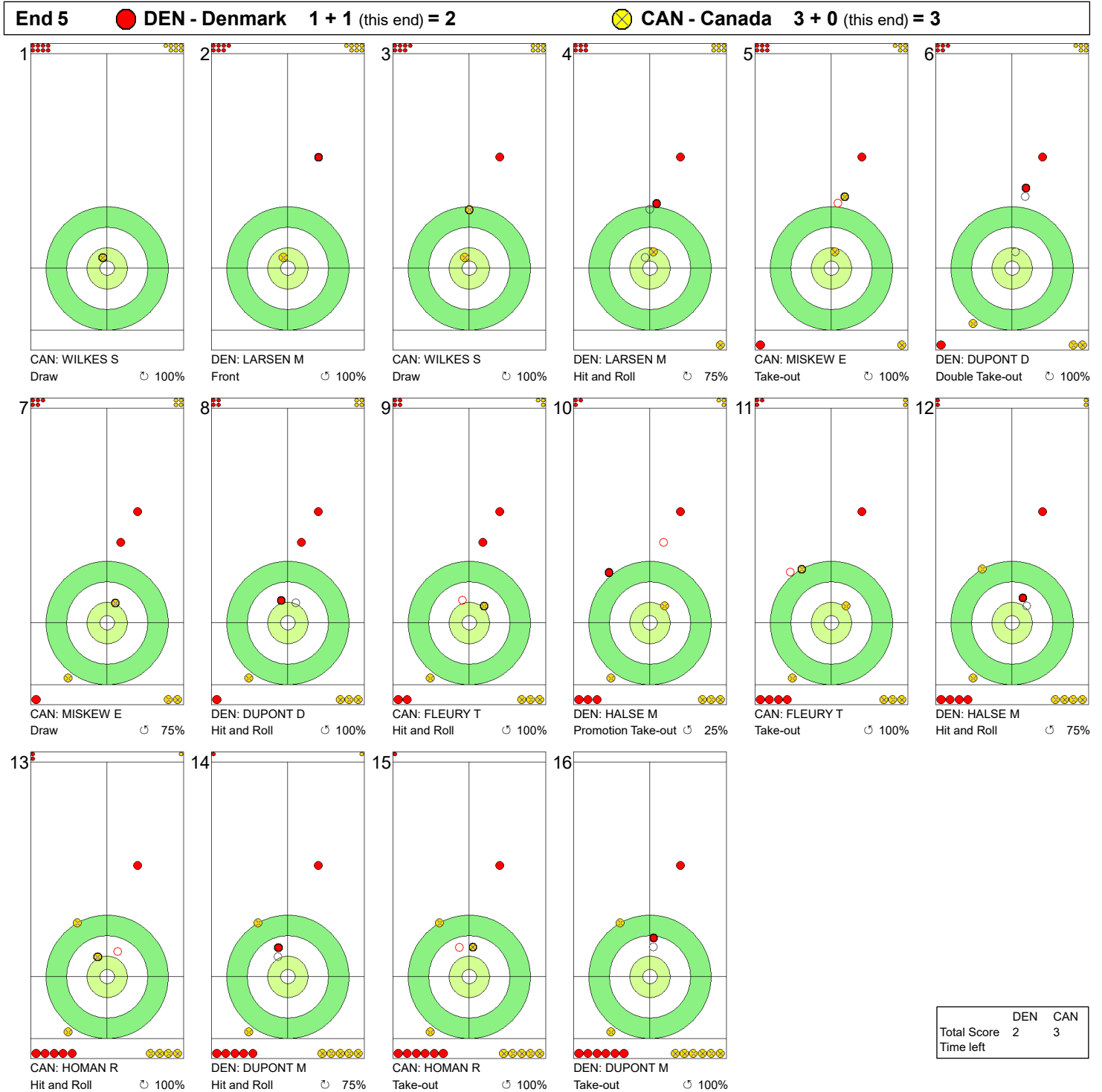
Legend:
 ↻ Clockwise ↺ Counter-clockwise - Not considered

SAT 16 MAR 2024
Start Time 19:00

Round Robin Session 2 - Sheet D

WORLD
CURLING

Game - Shot by Shot



Legend:
 ↻ Clockwise ↺ Counter-clockwise - Not considered

SAT 16 MAR 2024
Start Time 19:00

Round Robin Session 2 - Sheet D

WORLD CURLING

Game - Shot by Shot

End 6 ● **DEN - Denmark** 2 + 0 (this end) = 2 ● **CAN - Canada** 3 + 3 (this end) = 6



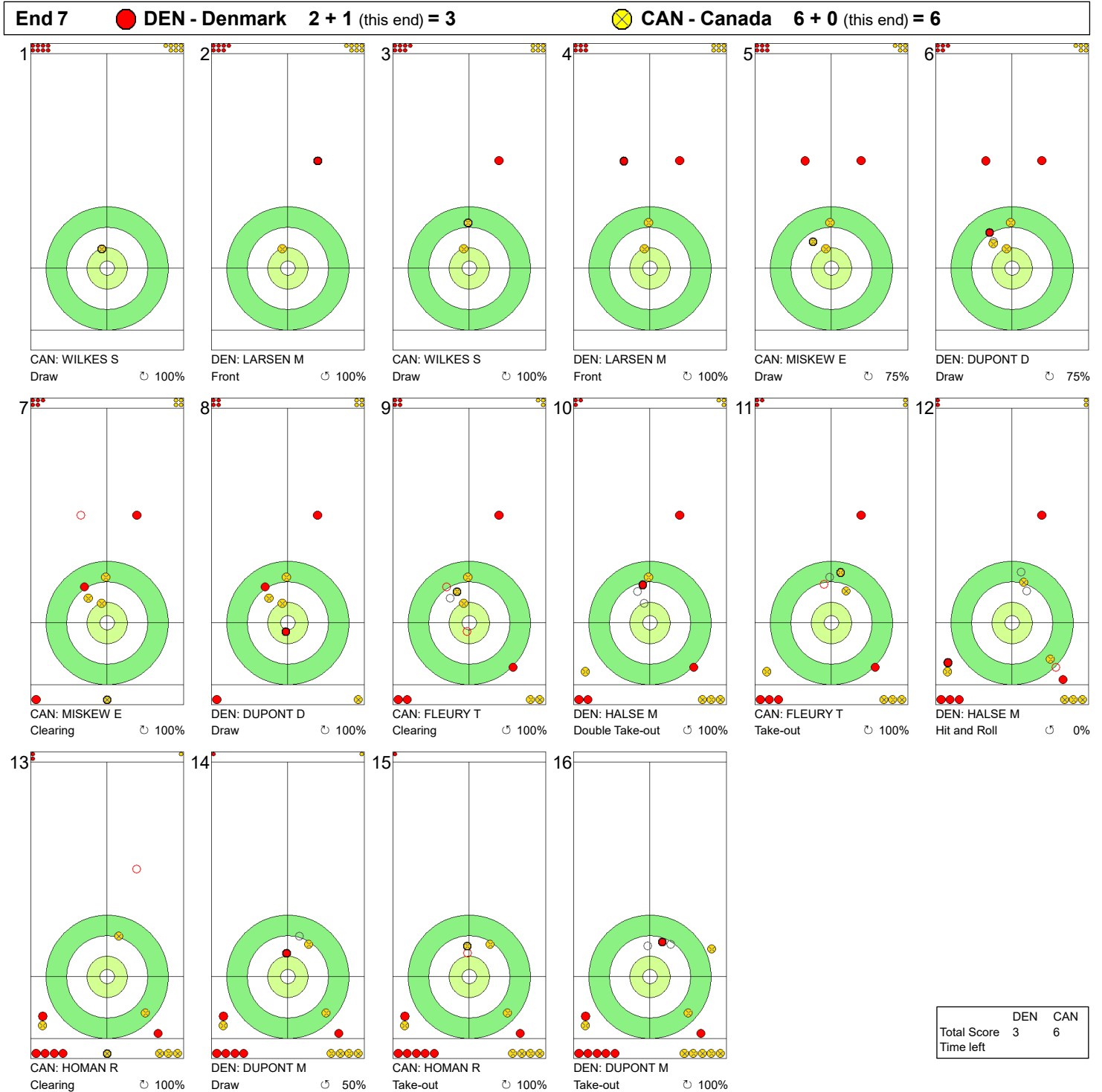
	DEN	CAN
Total Score	2	6
Time left		

Legend:
 ↻ Clockwise ↺ Counter-clockwise - Not considered

SAT 16 MAR 2024
Start Time 19:00

Round Robin Session 2 - Sheet D

Game - Shot by Shot



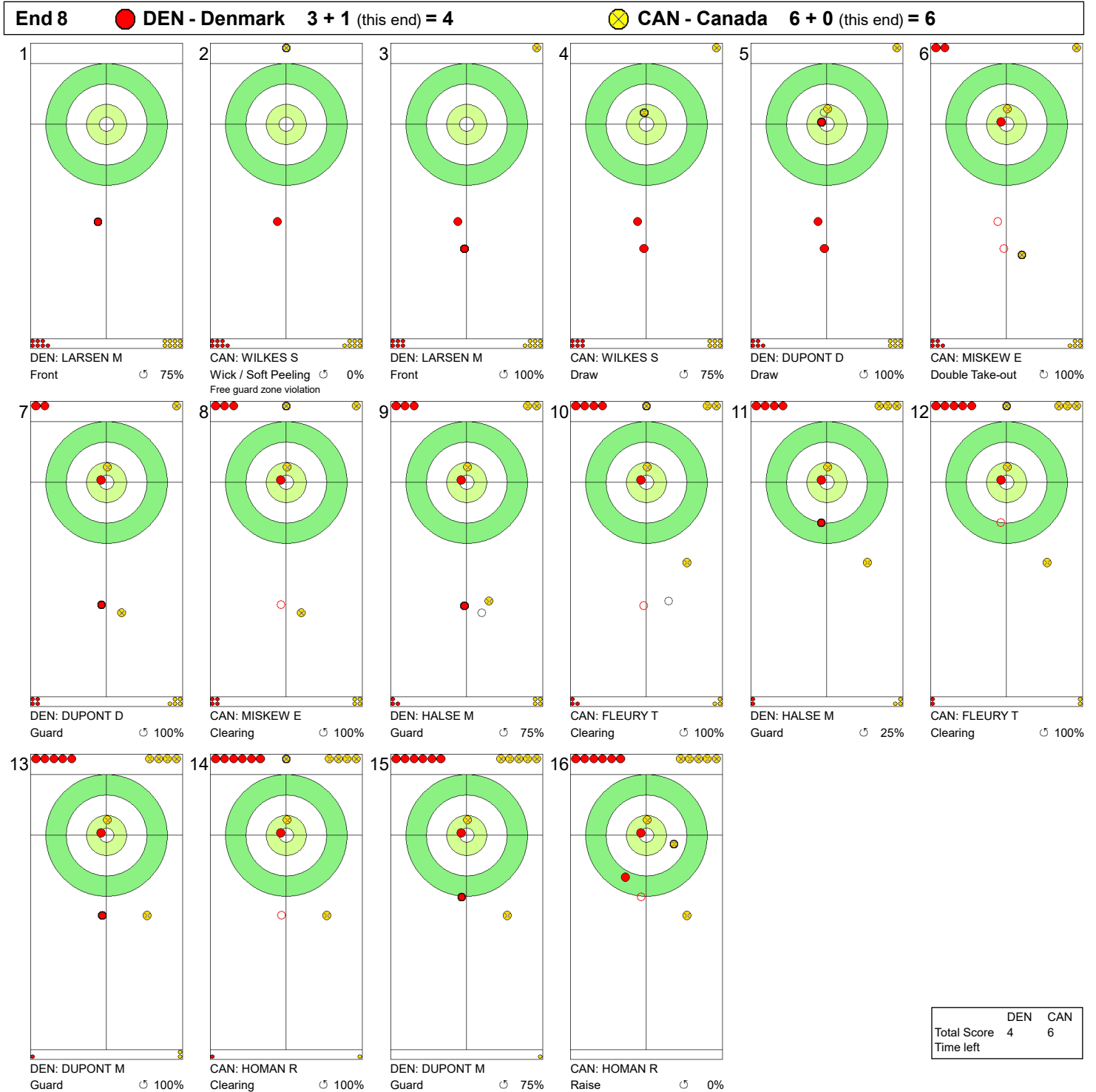
Legend:
 ↻ Clockwise ↺ Counter-clockwise - Not considered

SAT 16 MAR 2024
Start Time 19:00

Round Robin Session 2 - Sheet D

WORLD CURLING

Game - Shot by Shot



Legend:
 ↻ Clockwise ↺ Counter-clockwise - Not considered

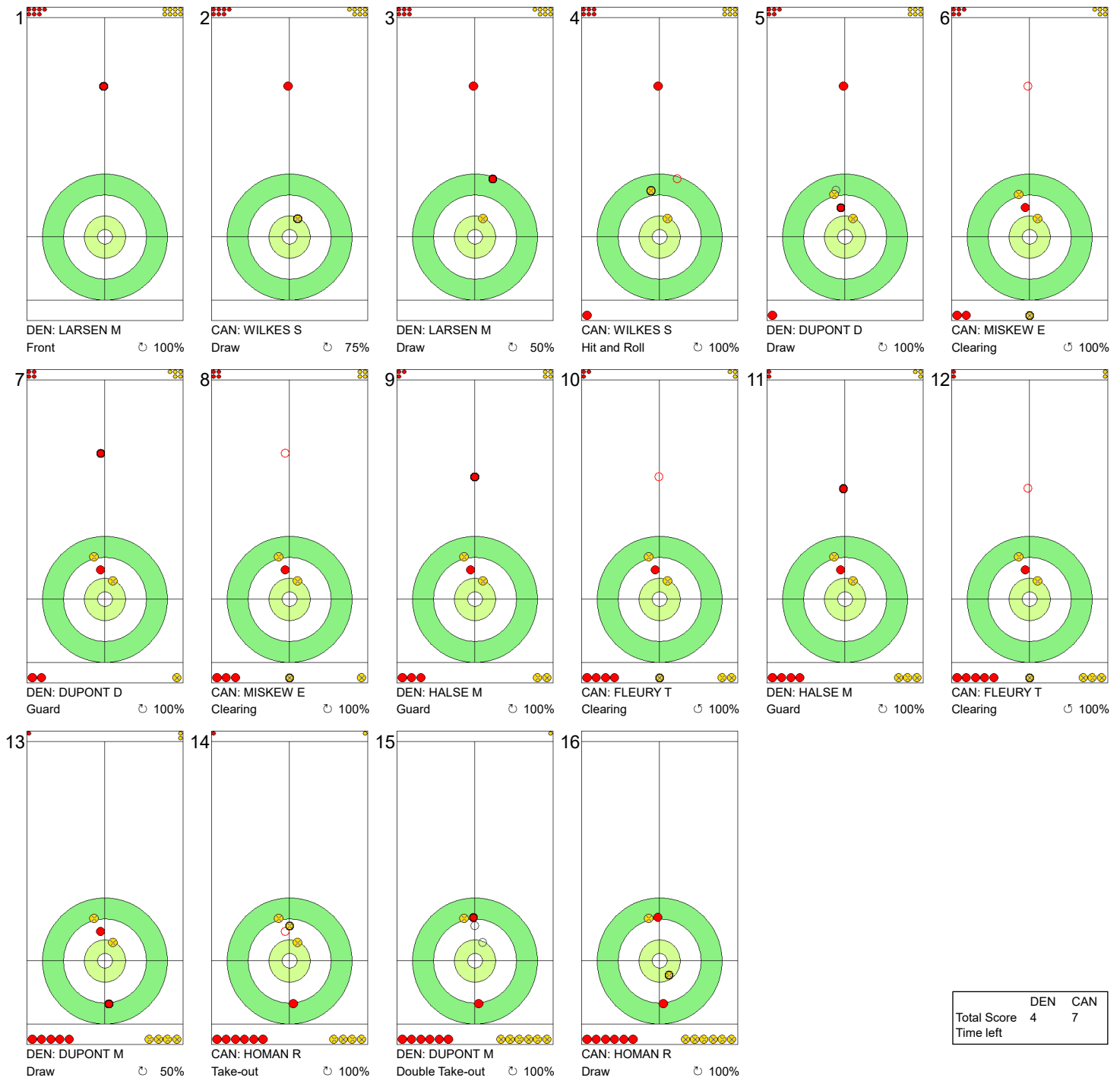
SAT 16 MAR 2024
Start Time 19:00

Round Robin Session 2 - Sheet D

WORLD CURLING

Game - Shot by Shot

End 9 ● **DEN - Denmark** 4 + 0 (this end) = 4 ● **CAN - Canada** 6 + 1 (this end) = 7



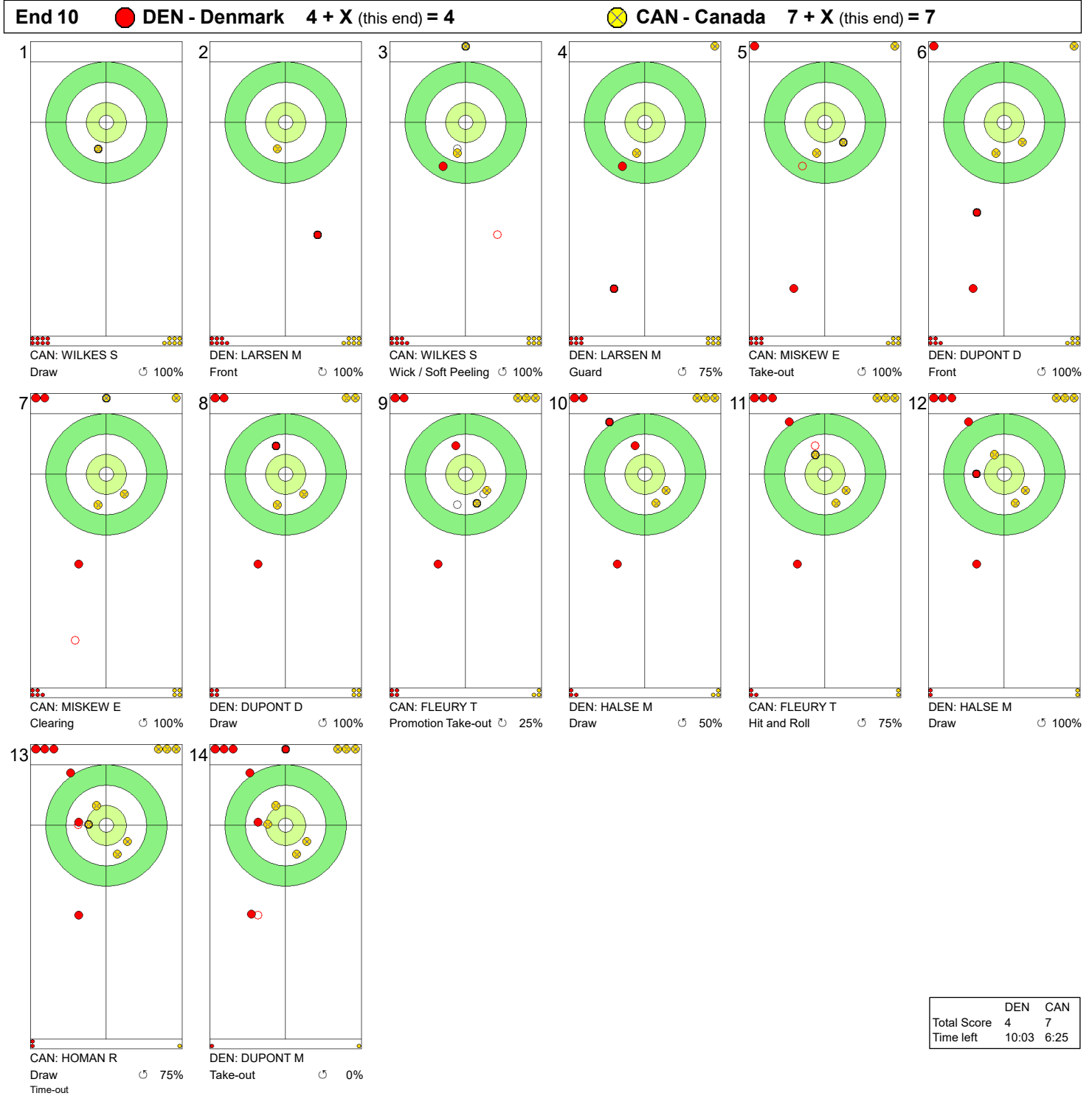
	DEN	CAN
Total Score	4	7
Time left		

Legend:
 ↻ Clockwise ↺ Counter-clockwise - Not considered

SAT 16 MAR 2024
Start Time 19:00

Round Robin Session 2 - Sheet D

Game - Shot by Shot



Legend:
 ↻ Clockwise ↺ Counter-clockwise - Not considered
 X Unfinished end due to concession

SAT 16 MAR 2024
 Start Time 14:00

Round Robin Session 1

**WORLD
 CURLING**

Session Results and Standings

Sheet	Team	LSD/LSFE	1	2	3	4	5	6	7	8	9	10	Extra Ends	Total
A	USA - United States	89.3cm *	0	2	0	1	0	1	2	0	2	X		8
	TUR - Türkiye	132.2cm	0	0	1	0	1	0	0	2	0	X		4
B	SWE - Sweden	68.8cm	0	1	0	1	0	1	0	1	1	1		6
	CAN - Canada	38.0cm *	2	0	2	0	1	0	2	0	0	0		7
C	NZL - New Zealand	243.3cm	0	1	1	0	1	0	1	0	2	0		6
	JPN - Japan	15.5cm *	1	0	0	1	0	2	0	3	0	1		8
D	KOR - Korea	82.2cm	0	1	0	1	0	0	0	2	0	X		4
	SUI - Switzerland	31.3cm *	1	0	2	0	1	1	1	0	1	X		7

Current Standings

Rank	Team	Games	Wins	Losses
1	CAN - Canada	1	1	0
1	JPN - Japan	1	1	0
1	SUI - Switzerland	1	1	0
1	USA - United States	1	1	0
5	KOR - Korea	1	0	1
5	NZL - New Zealand	1	0	1
5	SWE - Sweden	1	0	1
5	TUR - Türkiye	1	0	1
	DEN - Denmark	0		
	EST - Estonia	0		
	ITA - Italy	0		
	NOR - Norway	0		
	SCO - Scotland	0		

Attendance

Session: 2'661 Total: 2'661

Note:
 Under WCF rules, tie-breaking rules for standings are not applied until after the last game of the round robin.

Legend:
LSD Last Stone Draw **LSFE(*)** Last Stone First End **X** Unplayed/unfinished end due to concession

SAT 16 MAR 2024
Start Time 14:00

Round Robin Session 1 - Sheet A

Game Results

Sheet	Team	LSFE	1	2	3	4	5	6	7	8	9	10	Extra Ends	Total
A	USA - United States	*	0	2	0	1	0	1	2	0	2	X		8
	TUR - Türkiye		0	0	1	0	1	0	0	2	0	X		4

USA - United States		Shot Success	Game	All
4 S	PETERSON Tabitha	81%	81%	
3 V	THIESSE Cory	86%	86%	
2	PETERSON Tara	89%	89%	
1	HAMILTON Becca	81%	81%	
A	PERSINGER Vicky	-	-	
Team Total		84%	84%	

TUR - Türkiye		Shot Success	Game	All
4 S	YILDIZ Dilsat	60%	60%	
3 V	POLAT Oznur	54%	54%	
2	CALIKUSU Ifayet Safak	64%	64%	
1	SENGUL Berfin	86%	86%	
A	KARAMAN Iclal	-	-	
Team Total		66%	66%	

Last Stone Draw		Distance
↻	HAMILTON Becca	25.5cm
↻	PETERSON Tabitha	63.8cm
Total		89.3cm

Last Stone Draw		Distance
↻	SENGUL Berfin	128.5cm
↻	POLAT Oznur	3.7cm
Total		132.2cm

Time remaining: 4 minutes 16 seconds

Time remaining: 4 minutes 33 seconds

Shot Success Analysis

USA - United States		↻	↻	Game
4	PETERSON Tabitha	Draws 4 88%	4 69%	8 78%
		Take-outs 4 88%	5 80%	9 83%
		Total 8 88%	9 75%	17 81%
3	THIESSE Cory	Draws 2 88%	4 63%	6 71%
		Take-outs 6 92%	6 96%	12 94%
		Total 8 91%	10 83%	18 86%
2	PETERSON Tara	Draws 3 58%	4 94%	7 79%
		Take-outs 3 83%	8 100%	11 95%
		Total 6 71%	12 98%	18 89%
1	HAMILTON Becca	Draws 4 88%	10 75%	14 79%
		Take-outs 1 50%	3 100%	4 88%
		Total 5 80%	13 81%	18 81%
A	PERSINGER Vicky	Draws 0 -	0 -	0 -
		Take-outs 0 -	0 -	0 -
		Total 0 -	0 -	0 -
Team		Draws 13 81%	22 75%	35 77%
		Take-outs 14 86%	22 94%	36 91%
		Total 27 83%	44 85%	71 84%

TUR - Türkiye		↻	↻	Game
4	YILDIZ Dilsat	Draws 3 25%	5 50%	8 41%
		Take-outs 5 75%	5 75%	10 75%
		Total 8 56%	10 63%	18 60%
3	POLAT Oznur	Draws 5 90%	5 65%	10 78%
		Take-outs 6 17%	2 50%	8 25%
		Total 11 50%	7 61%	18 54%
2	CALIKUSU Ifayet Safak	Draws 4 75%	7 54%	11 61%
		Take-outs 4 44%	3 100%	7 68%
		Total 8 59%	10 68%	18 64%
1	SENGUL Berfin	Draws 9 89%	6 83%	15 87%
		Take-outs 1 100%	2 75%	3 83%
		Total 10 90%	8 81%	18 86%
A	KARAMAN Iclal	Draws 0 -	0 -	0 -
		Take-outs 0 -	0 -	0 -
		Total 0 -	0 -	0 -
Team		Draws 21 77%	23 63%	44 70%
		Take-outs 16 47%	12 77%	28 60%
		Total 37 64%	35 68%	72 66%

Note:
Position and function for each team member:
4 = Fourth, 3 = Third, 2 = Second, 1 = Lead, A = Alternate, S = Skip, V = Vice-Skip

Legend:
↻ Clockwise ↻ Counter-clockwise LSFE(*) Last Stone First End
X Unplayed/unfinished end due to concession

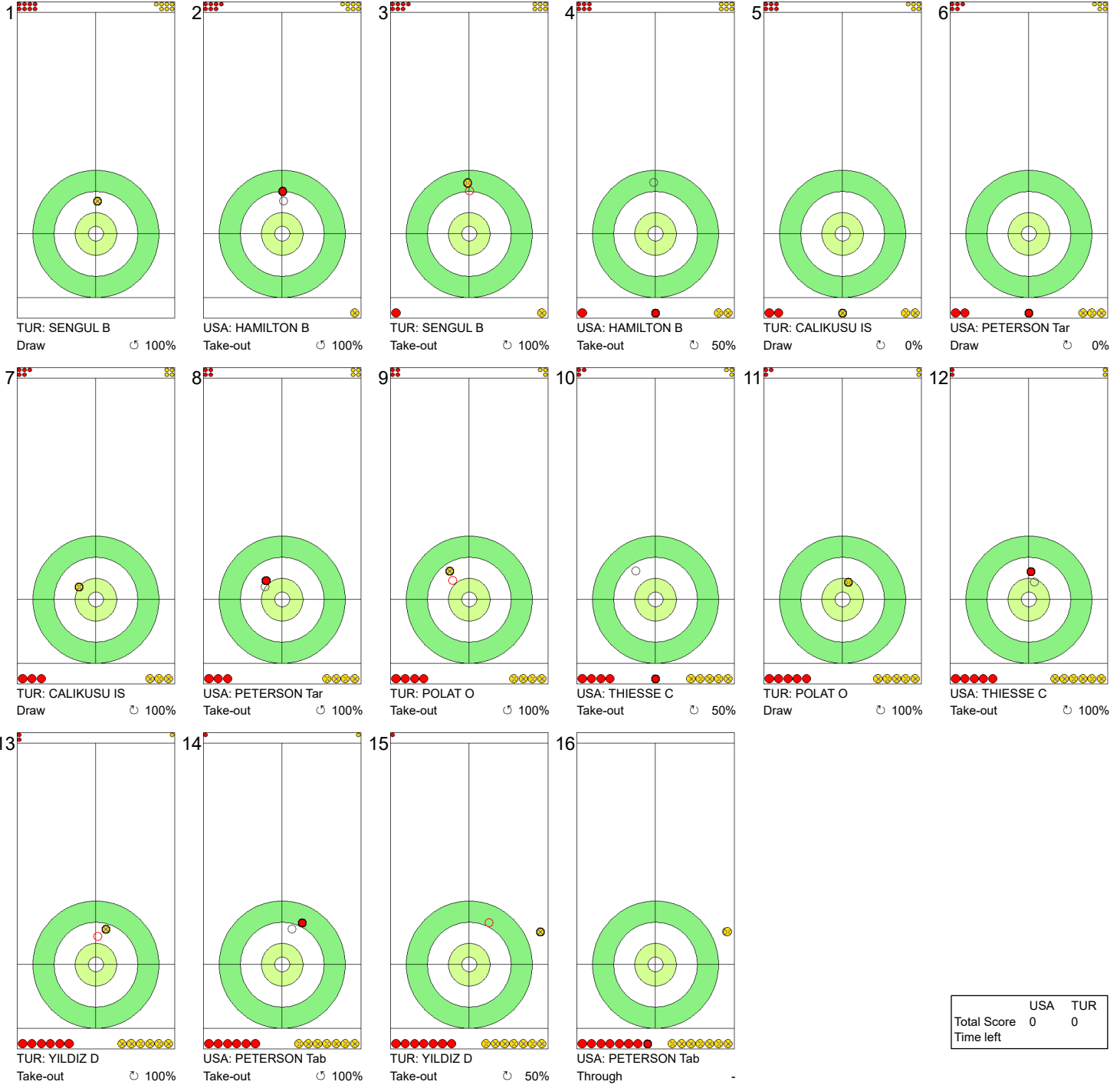
SAT 16 MAR 2024
Start Time 14:00

Round Robin Session 1 - Sheet A

WORLD CURLING

Game - Shot by Shot

End 1 **USA - United States 0 + 0 (this end) = 0** **TUR - Türkiye 0 + 0 (this end) = 0**



	USA	TUR
Total Score	0	0
Time left		

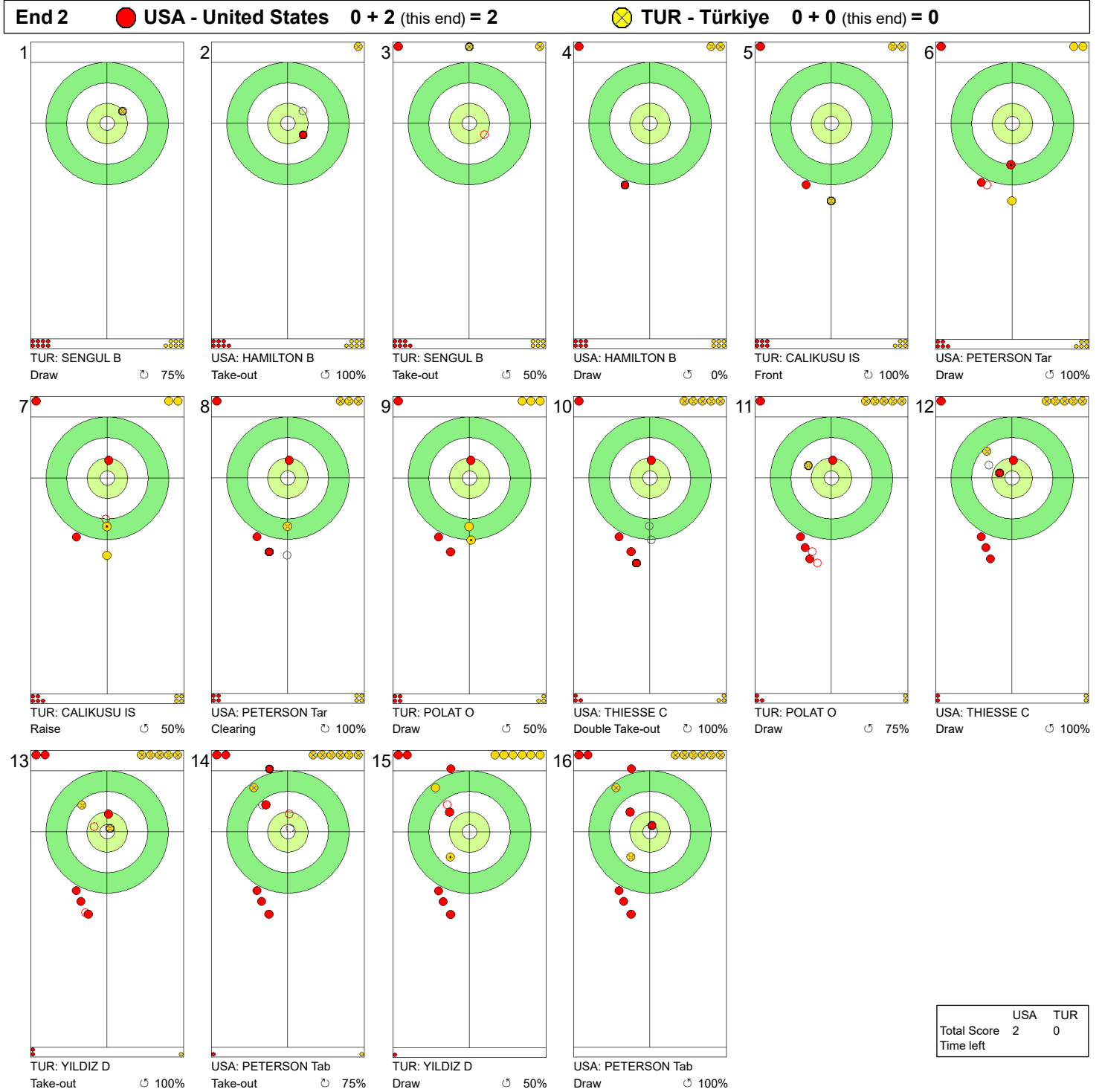
Legend:
 Clockwise Counter-clockwise - Not considered

SAT 16 MAR 2024
Start Time 14:00

Round Robin Session 1 - Sheet A

WORLD CURLING

Game - Shot by Shot



Legend:
 ↻ Clockwise ↺ Counter-clockwise - Not considered

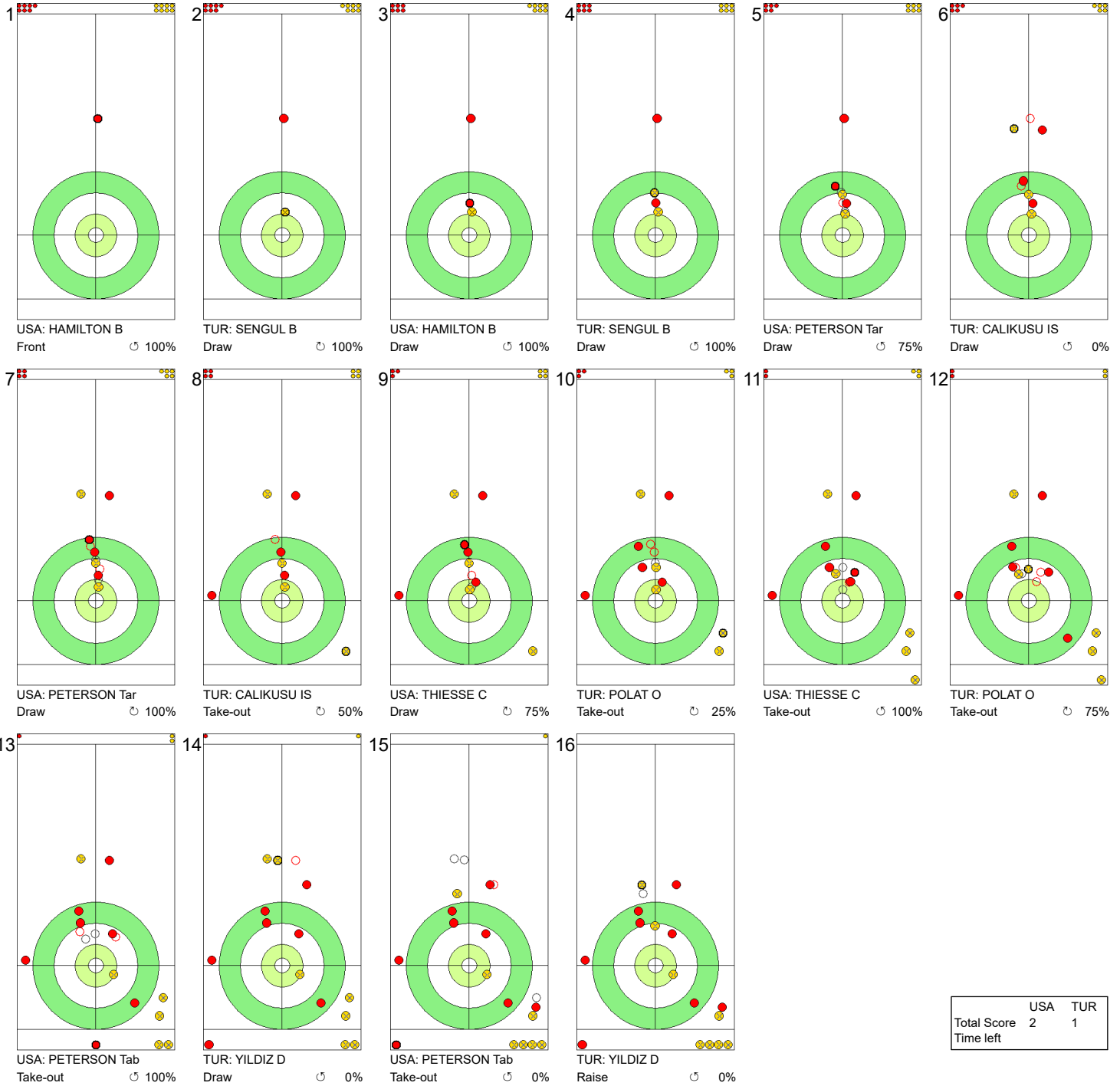
SAT 16 MAR 2024
Start Time 14:00

Round Robin Session 1 - Sheet A

WORLD CURLING

Game - Shot by Shot

End 3 **USA - United States 2 + 0 (this end) = 2** **TUR - Türkiye 0 + 1 (this end) = 1**



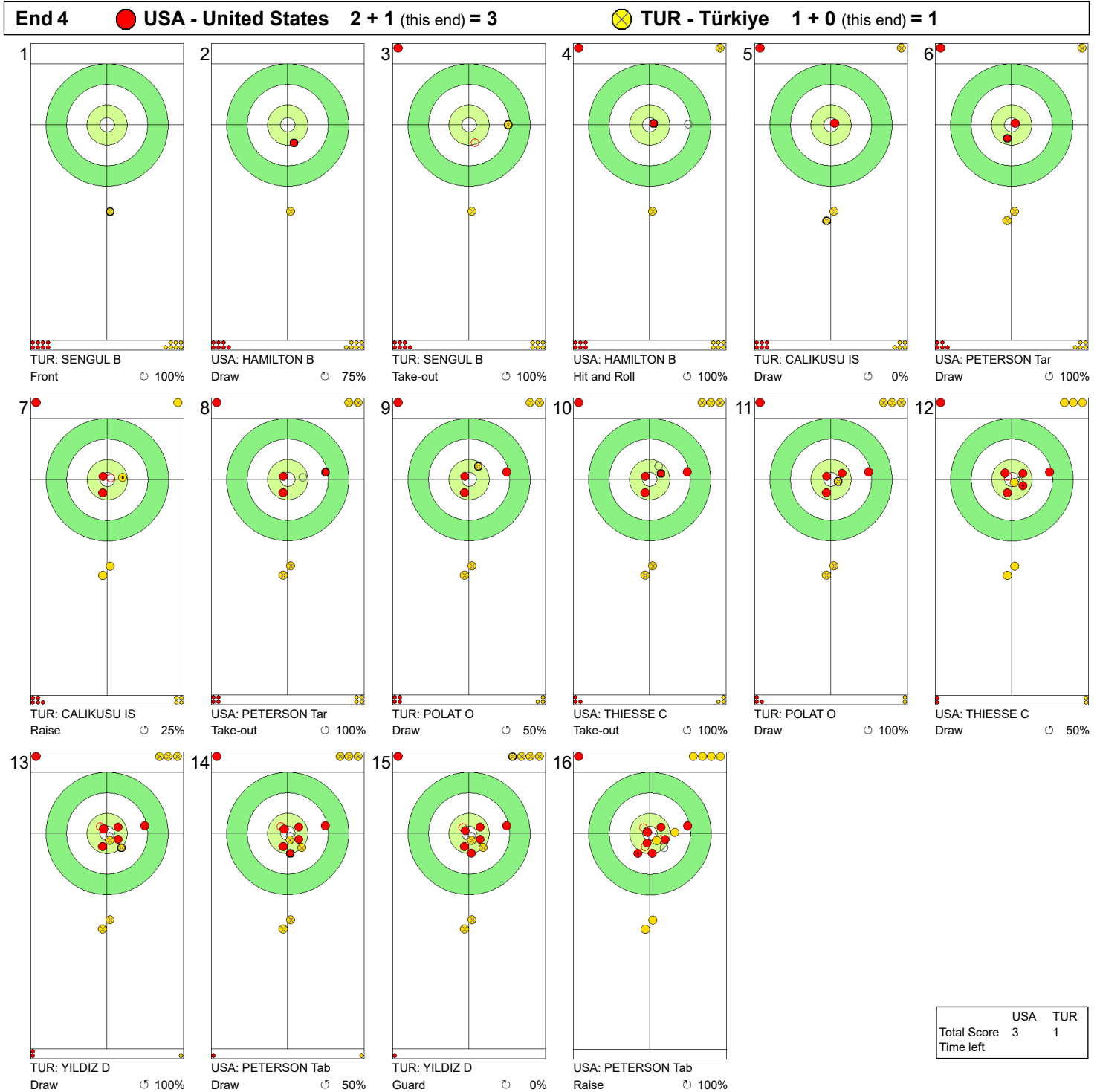
	USA	TUR
Total Score	2	1
Time left		

Legend:
 Clockwise Counter-clockwise - Not considered

SAT 16 MAR 2024
Start Time 14:00

Round Robin Session 1 - Sheet A

Game - Shot by Shot



Legend:
 ↻ Clockwise ↺ Counter-clockwise - Not considered

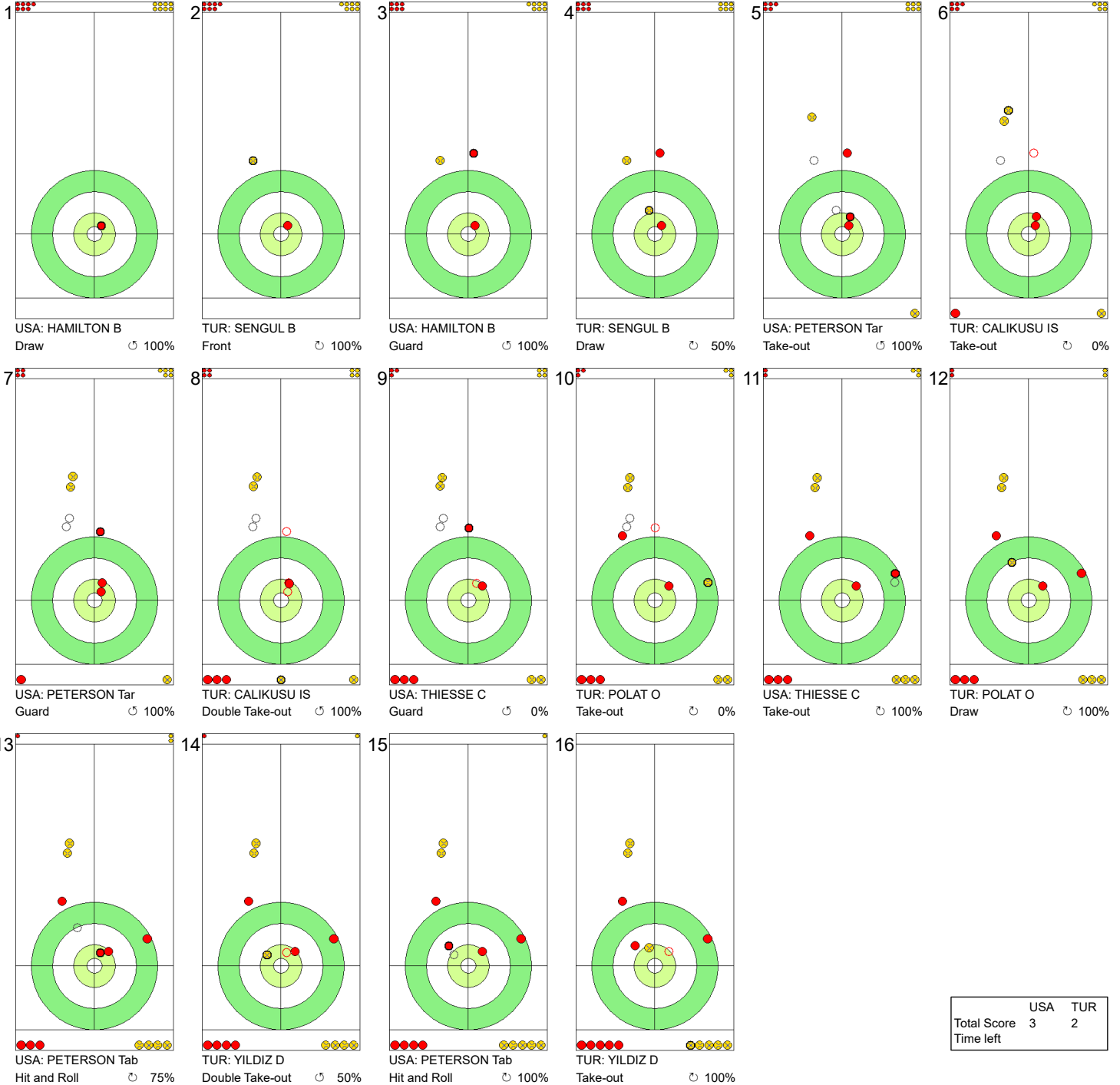
SAT 16 MAR 2024
Start Time 14:00

Round Robin Session 1 - Sheet A

Game - Shot by Shot

End 5 ● **USA - United States 3 + 0 (this end) = 3**

⊗ **TUR - Türkiye 1 + 1 (this end) = 2**



	USA	TUR
Total Score	3	2
Time left		

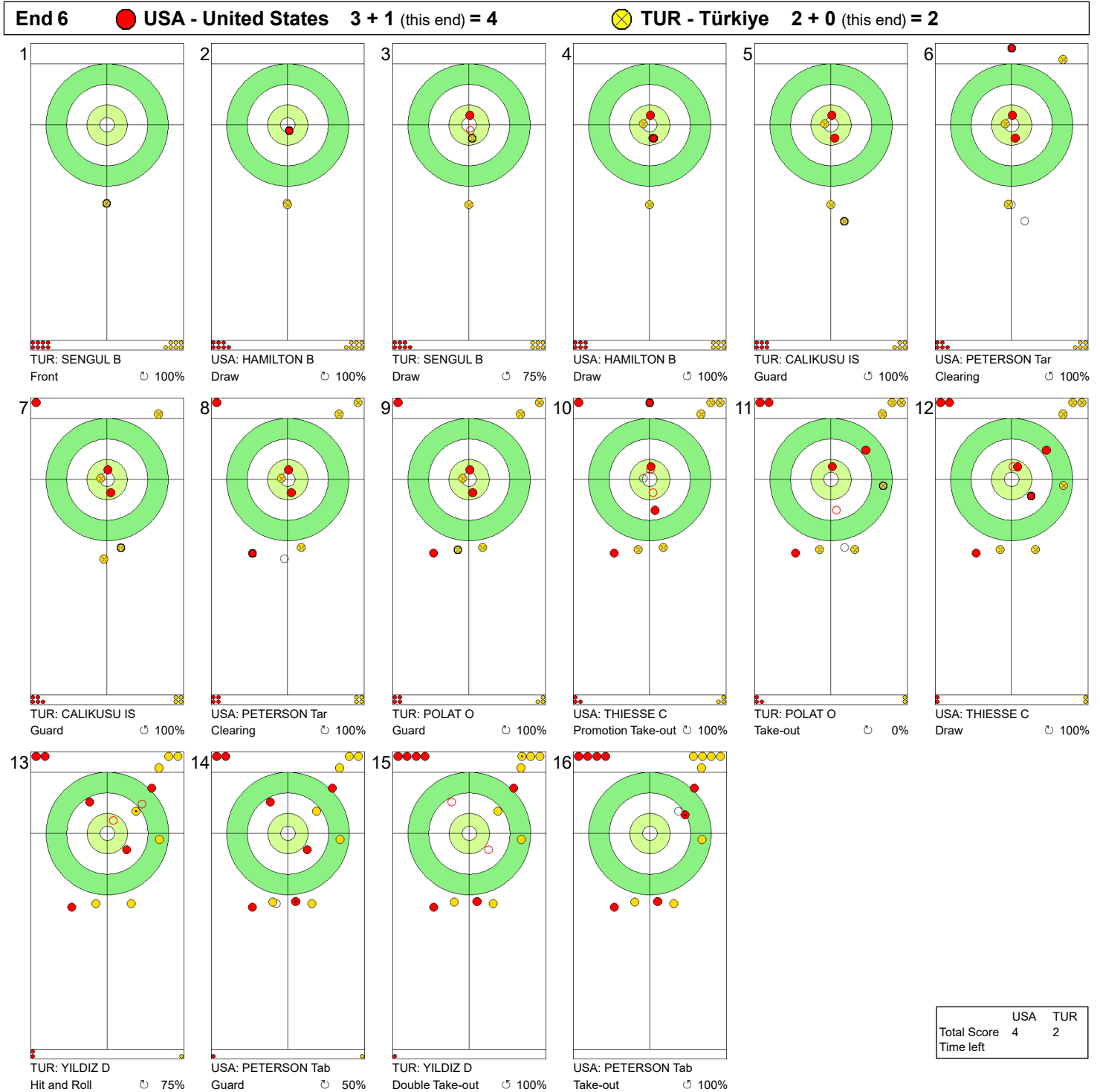
Legend:
 ↻ Clockwise ↺ Counter-clockwise - Not considered

SAT 16 MAR 2024
Start Time 14:00

Round Robin Session 1 - Sheet A

WORLD CURLING

Game - Shot by Shot



Legend:
 ↻ Clockwise ↺ Counter-clockwise - Not considered

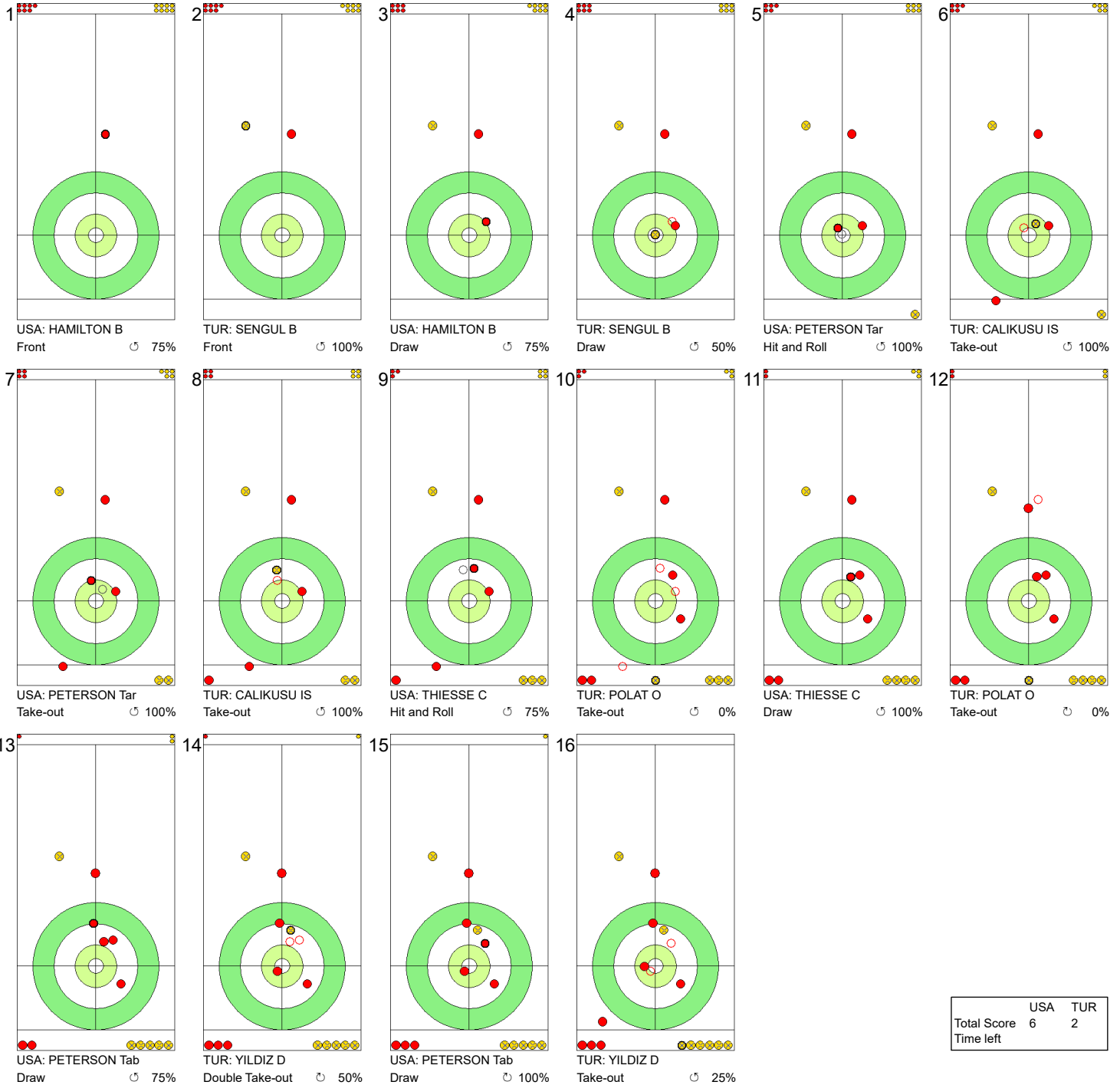
SAT 16 MAR 2024
Start Time 14:00

Round Robin Session 1 - Sheet A

WORLD CURLING

Game - Shot by Shot

End 7 ● **USA - United States 4 + 2 (this end) = 6** ● **TUR - Türkiye 2 + 0 (this end) = 2**



	USA	TUR
Total Score	6	2
Time left		

Legend:
 ↻ Clockwise ↺ Counter-clockwise - Not considered

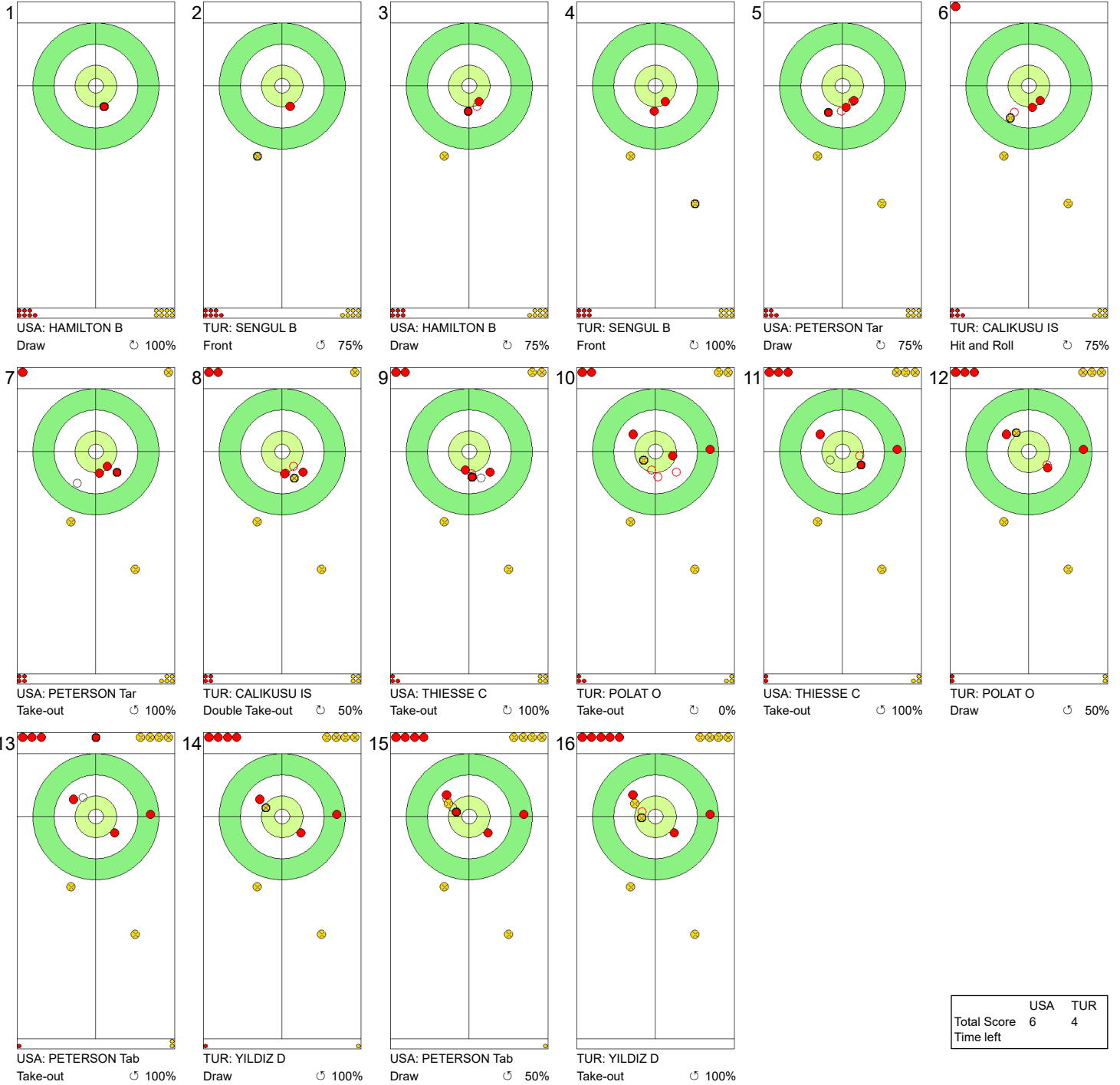
SAT 16 MAR 2024
Start Time 14:00

Round Robin Session 1 - Sheet A

WORLD CURLING

Game - Shot by Shot

End 8 ● **USA - United States 6 + 0 (this end) = 6** ● **TUR - Türkiye 2 + 2 (this end) = 4**



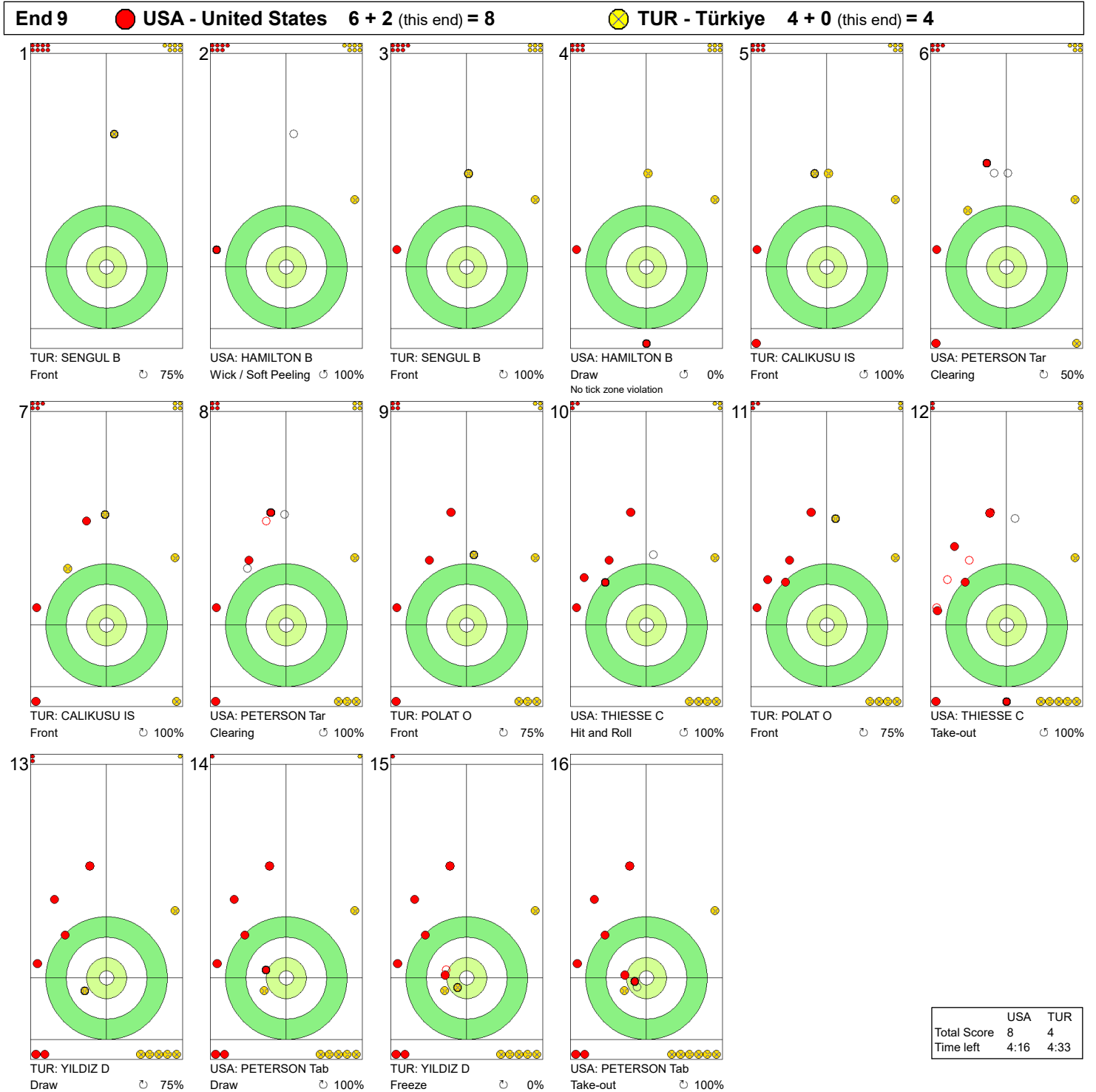
Legend:
 ↻ Clockwise ↺ Counter-clockwise - Not considered

SAT 16 MAR 2024
Start Time 14:00

Round Robin Session 1 - Sheet A

WORLD CURLING

Game - Shot by Shot



Legend:
↻ Clockwise ↻ Counter-clockwise - Not considered

SAT 16 MAR 2024
Start Time 14:00

Round Robin Session 1 - Sheet B

Game Results

Sheet	Team	LSFE	1	2	3	4	5	6	7	8	9	10	Extra Ends	Total
B	SWE - Sweden		0	1	0	1	0	1	0	1	1	1		6
	CAN - Canada	*	2	0	2	0	1	0	2	0	0	0		7

SWE - Sweden		Shot Success	Game	All
4 S	HASSELBORG Anna	84%	84%	
3 V	McMANUS Sara	86%	86%	
2	KNOCHENHAUER Agnes	81%	81%	
1	MABERGS Sofia	95%	95%	
A	HELDIN Johanna	-	-	
Team Total		87%	87%	

CAN - Canada		Shot Success	Game	All
4 S	HOMAN Rachel	90%	90%	
3 V	FLEURY Tracy	91%	91%	
2	MISKEW Emma	96%	96%	
1	WILKES Sarah	96%	96%	
A	BROWN Rachel	-	-	
Team Total		93%	93%	

Last Stone Draw		Distance
☺	HASSELBORG Anna	42.0cm
☹	MABERGS Sofia	26.8cm
Total		68.8cm

Last Stone Draw		Distance
☺	FLEURY Tracy	6.8cm
☹	HOMAN Rachel	31.2cm
Total		38.0cm

Time remaining: 2 minutes 57 seconds

Time remaining: 8 minutes 1 second

Time-out: End 5 - SWE stone 6

Shot Success Analysis

SWE - Sweden		☺	☹	Game
4 HASSELBORG Anna	Draws	5 85%	5 80%	10 83%
	Take-outs	3 83%	7 86%	10 85%
	Total	8 84%	12 83%	20 84%
3 McMANUS Sara	Draws	6 100%	6 88%	12 94%
	Take-outs	4 81%	4 69%	8 75%
	Total	10 93%	10 80%	20 86%
2 KNOCHENHAUER Agnes	Draws	9 83%	6 67%	15 77%
	Take-outs	1 100%	4 94%	5 95%
	Total	10 85%	10 78%	20 81%
1 MABERGS Sofia	Draws	14 96%	4 100%	18 97%
	Take-outs	1 50%	1 100%	2 75%
	Total	15 93%	5 100%	20 95%
A HELDIN Johanna	Draws	0 -	0 -	0 -
	Take-outs	0 -	0 -	0 -
	Total	0 -	0 -	0 -
Team	Draws	34 92%	21 82%	55 88%
	Take-outs	9 81%	16 84%	25 83%
	Total	43 90%	37 83%	80 87%

CAN - Canada		☺	☹	Game
4 HOMAN Rachel	Draws	2 100%	2 88%	4 94%
	Take-outs	10 83%	6 100%	16 89%
	Total	12 85%	8 97%	20 90%
3 FLEURY Tracy	Draws	1 75%	2 63%	3 67%
	Take-outs	4 88%	13 98%	17 96%
	Total	5 85%	15 93%	20 91%
2 MISKEW Emma	Draws	1 100%	3 92%	4 94%
	Take-outs	11 95%	5 100%	16 97%
	Total	12 96%	8 97%	20 96%
1 WILKES Sarah	Draws	7 93%	11 98%	18 96%
	Take-outs	0 -	2 100%	2 100%
	Total	7 93%	13 98%	20 96%
A BROWN Rachel	Draws	0 -	0 -	0 -
	Take-outs	0 -	0 -	0 -
	Total	0 -	0 -	0 -
Team	Draws	11 93%	18 92%	29 92%
	Take-outs	25 89%	26 99%	51 94%
	Total	36 90%	44 96%	80 93%

Note:
Position and function for each team member:
4 = Fourth, 3 = Third, 2 = Second, 1 = Lead, A = Alternate, S = Skip, V = Vice-Skip

Legend:
☺ Clockwise ☹ Counter-clockwise LSFE(*) Last Stone First End

SAT 16 MAR 2024
Start Time 14:00

Round Robin Session 1 - Sheet B

WORLD CURLING

Game - Shot by Shot

End 1 **SWE - Sweden** 0 + 0 (this end) = 0 **CAN - Canada** 0 + 2 (this end) = 2

End	Player	Shot Type	Percentage
1	SWE: MABERGS S	Draw	100%
2	CAN: WILKES S	Hit and Roll	100%
3	SWE: MABERGS S	Take-out	50%
4	CAN: WILKES S	Front	100%
5	SWE: KNOCHENHAUER A	Draw	0%
6	CAN: MISKEW E	Hit and Roll	100%
7	SWE: KNOCHENHAUER A	Take-out	100%
8	CAN: MISKEW E	Take-out	100%
9	SWE: McMANUS S	Take-out	100%
10	CAN: FLEURY T	Hit and Roll	100%
11	SWE: McMANUS S	Hit and Roll	100%
12	CAN: FLEURY T	Take-out	100%
13	SWE: HASSELBORG A	Hit and Roll	100%
14	CAN: HOMAN R	Take-out	100%
15	SWE: HASSELBORG A	Double Take-out	50%
16	CAN: HOMAN R	Draw	100%

	SWE	CAN
Total Score	0	2
Time left		

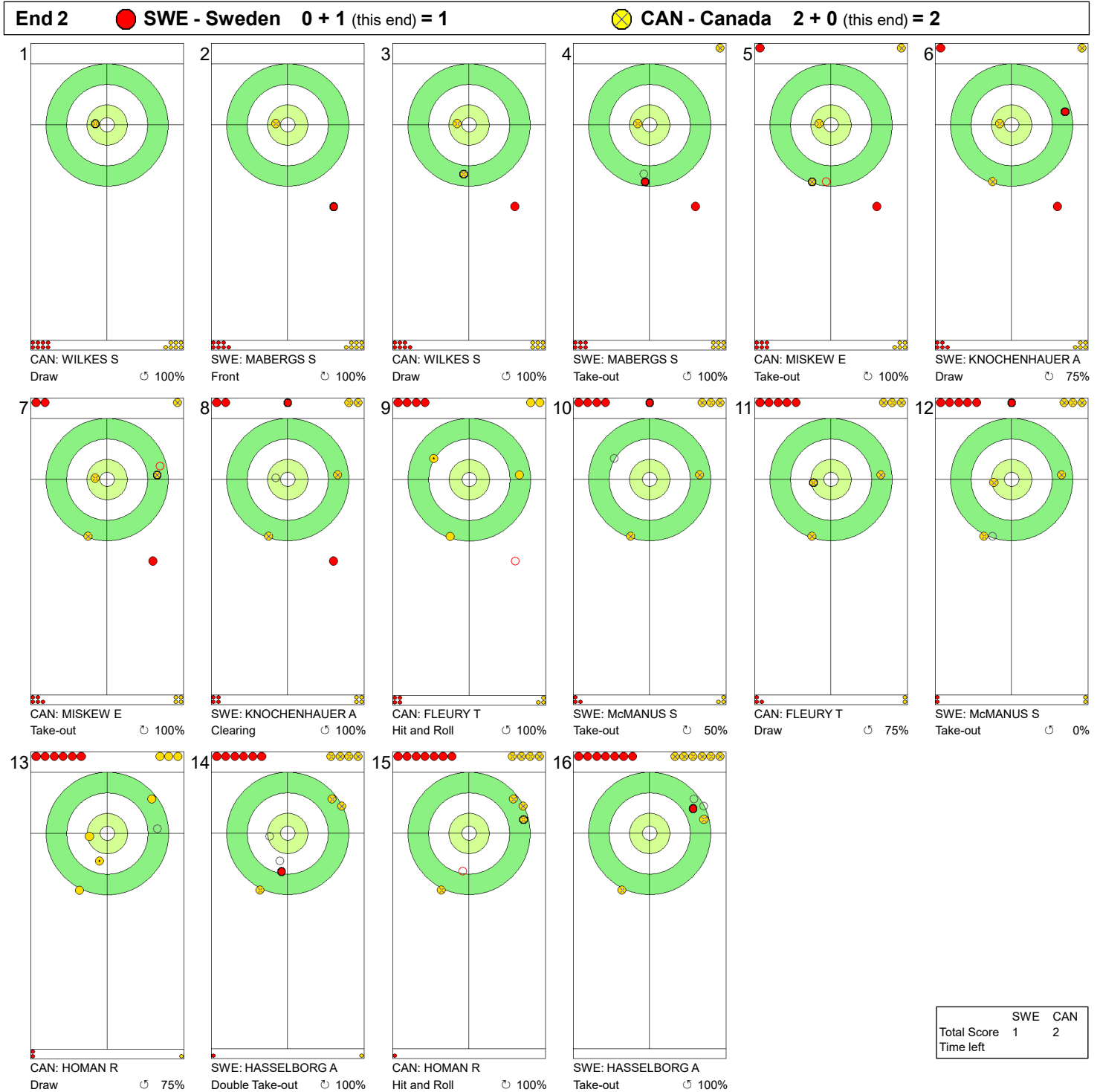
Legend:
 Clockwise Counter-clockwise - Not considered

SAT 16 MAR 2024
Start Time 14:00

Round Robin Session 1 - Sheet B

WORLD CURLING

Game - Shot by Shot

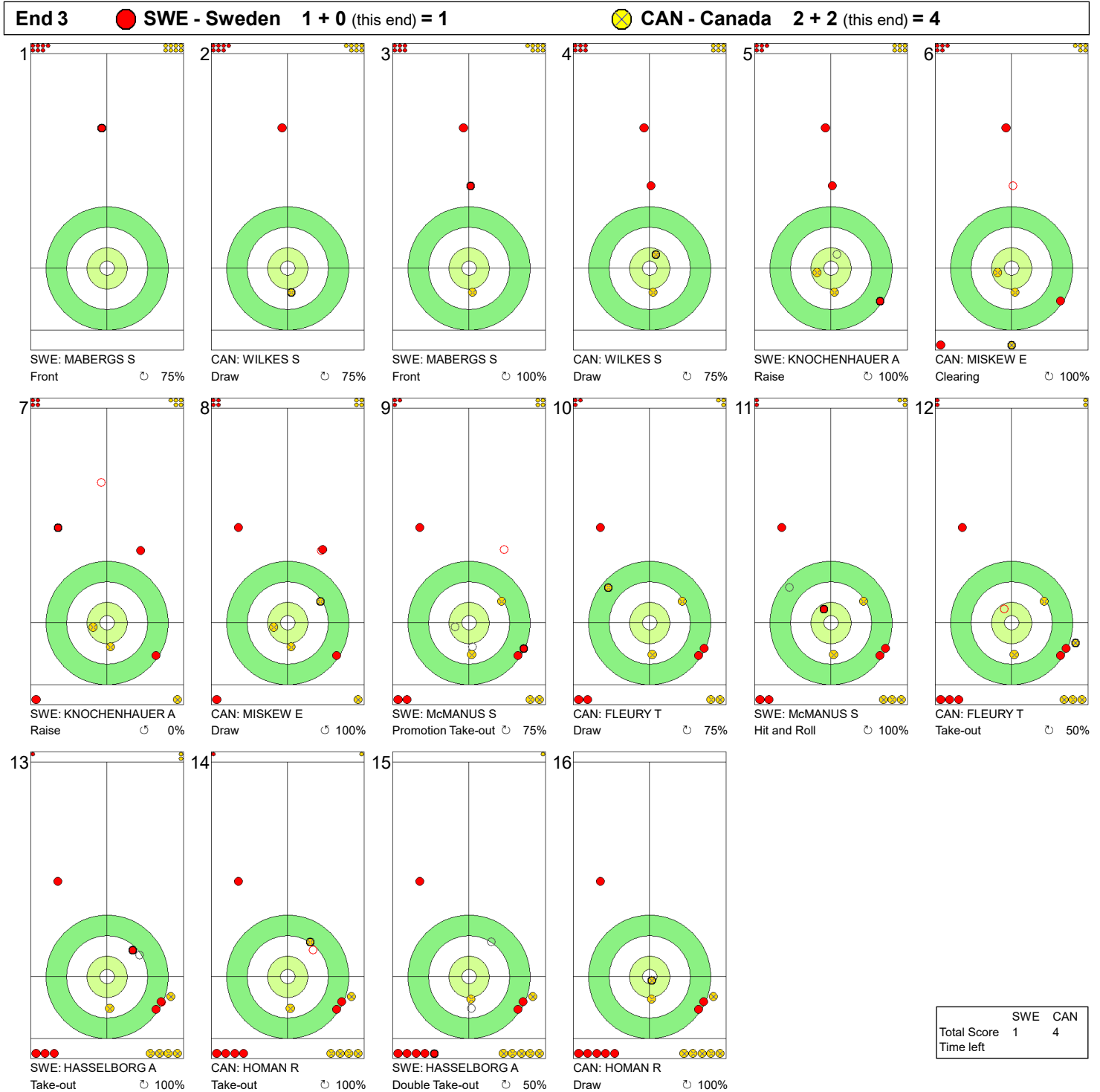


Legend:
 ↻ Clockwise ↺ Counter-clockwise - Not considered

SAT 16 MAR 2024
Start Time 14:00

Round Robin Session 1 - Sheet B

Game - Shot by Shot



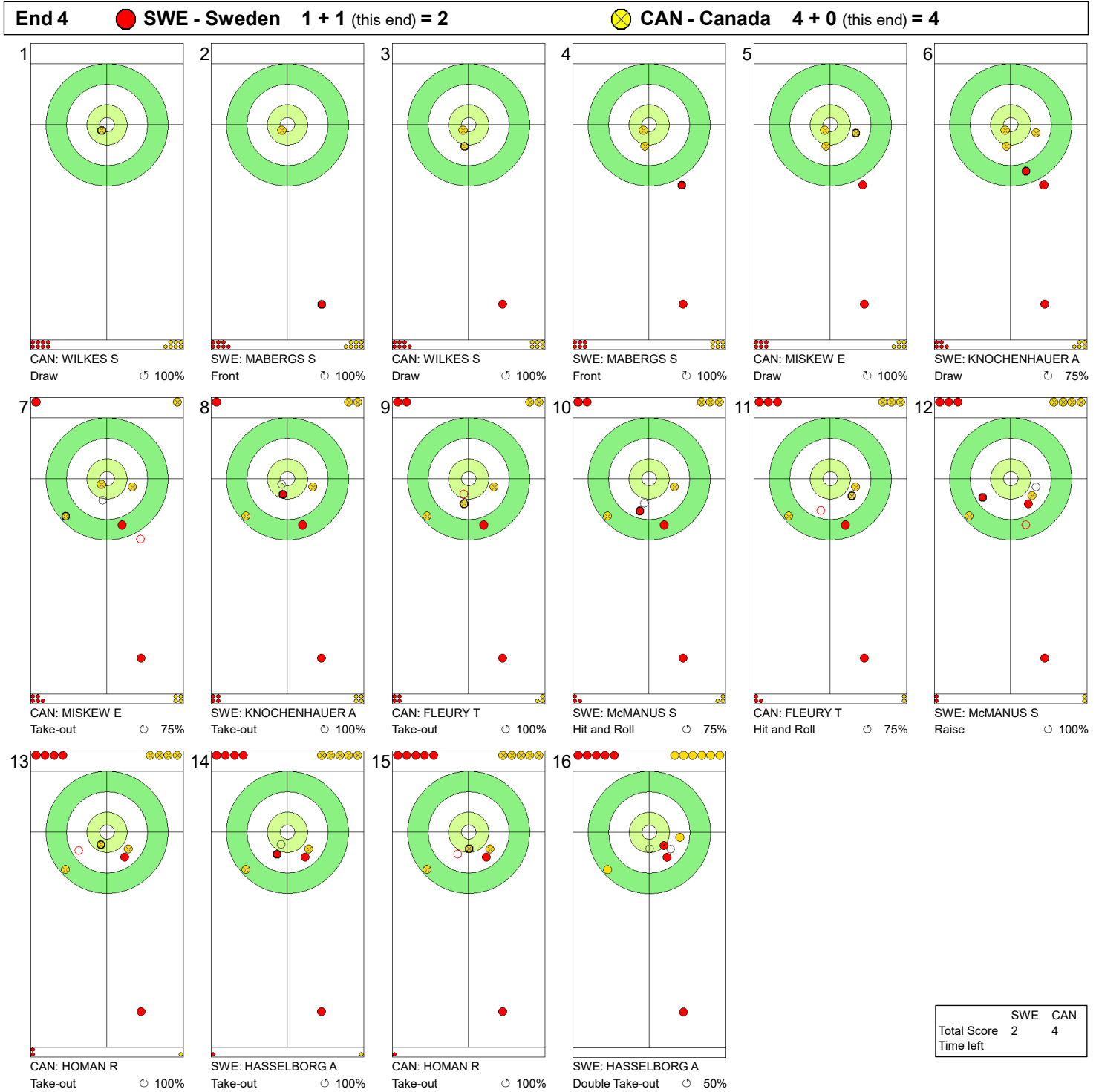
Legend:
↻ Clockwise ↺ Counter-clockwise - Not considered

SAT 16 MAR 2024
Start Time 14:00

Round Robin Session 1 - Sheet B

WORLD CURLING

Game - Shot by Shot



Legend:
 ↻ Clockwise ↺ Counter-clockwise - Not considered

SAT 16 MAR 2024
Start Time 14:00

Round Robin Session 1 - Sheet B

WORLD CURLING

Game - Shot by Shot

End 6 ● **SWE - Sweden** 2 + 1 (this end) = 3 ● **CAN - Canada** 5 + 0 (this end) = 5



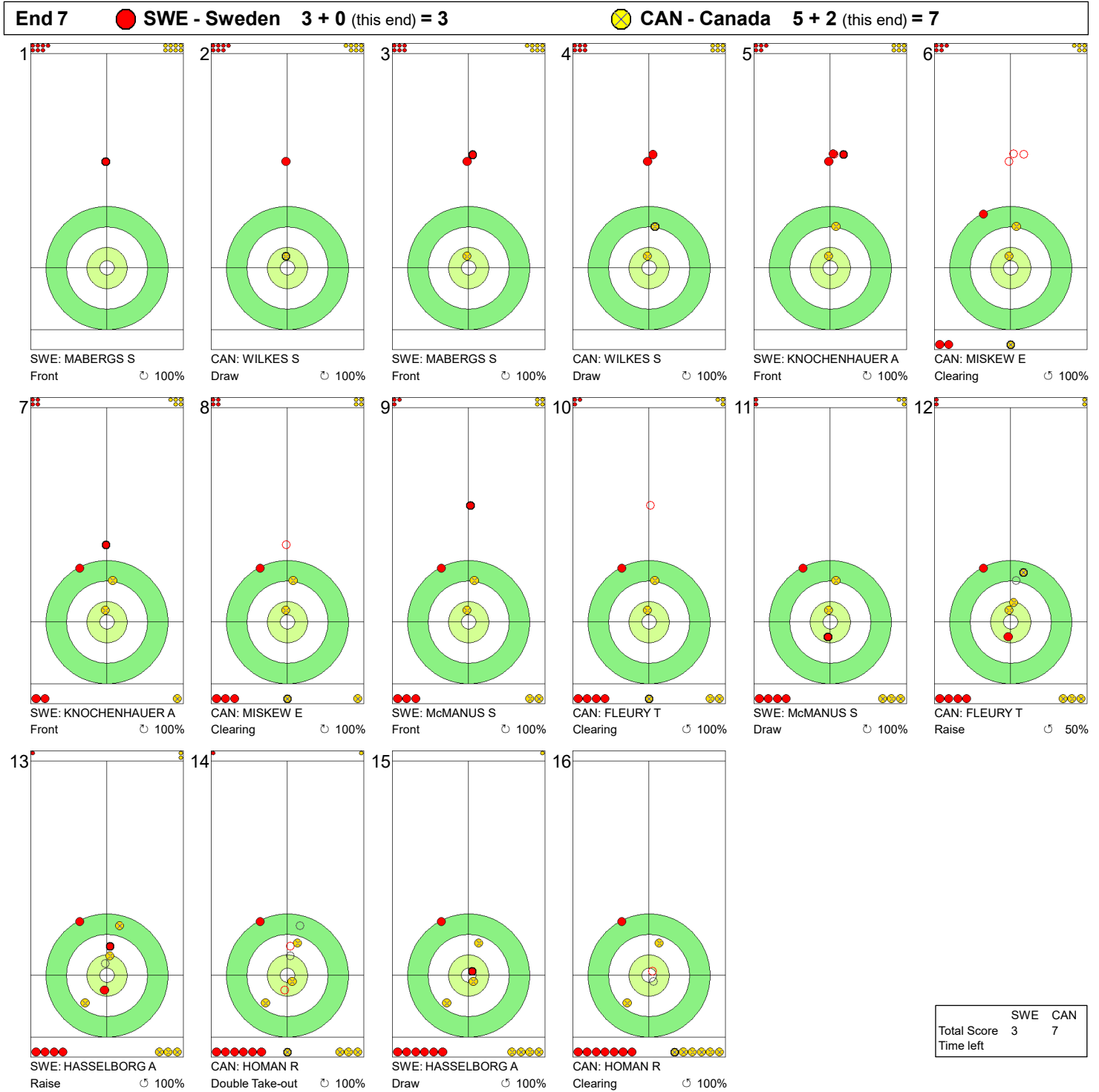
Legend:
 ↻ Clockwise ↺ Counter-clockwise - Not considered

SAT 16 MAR 2024
Start Time 14:00

Round Robin Session 1 - Sheet B

WORLD CURLING

Game - Shot by Shot

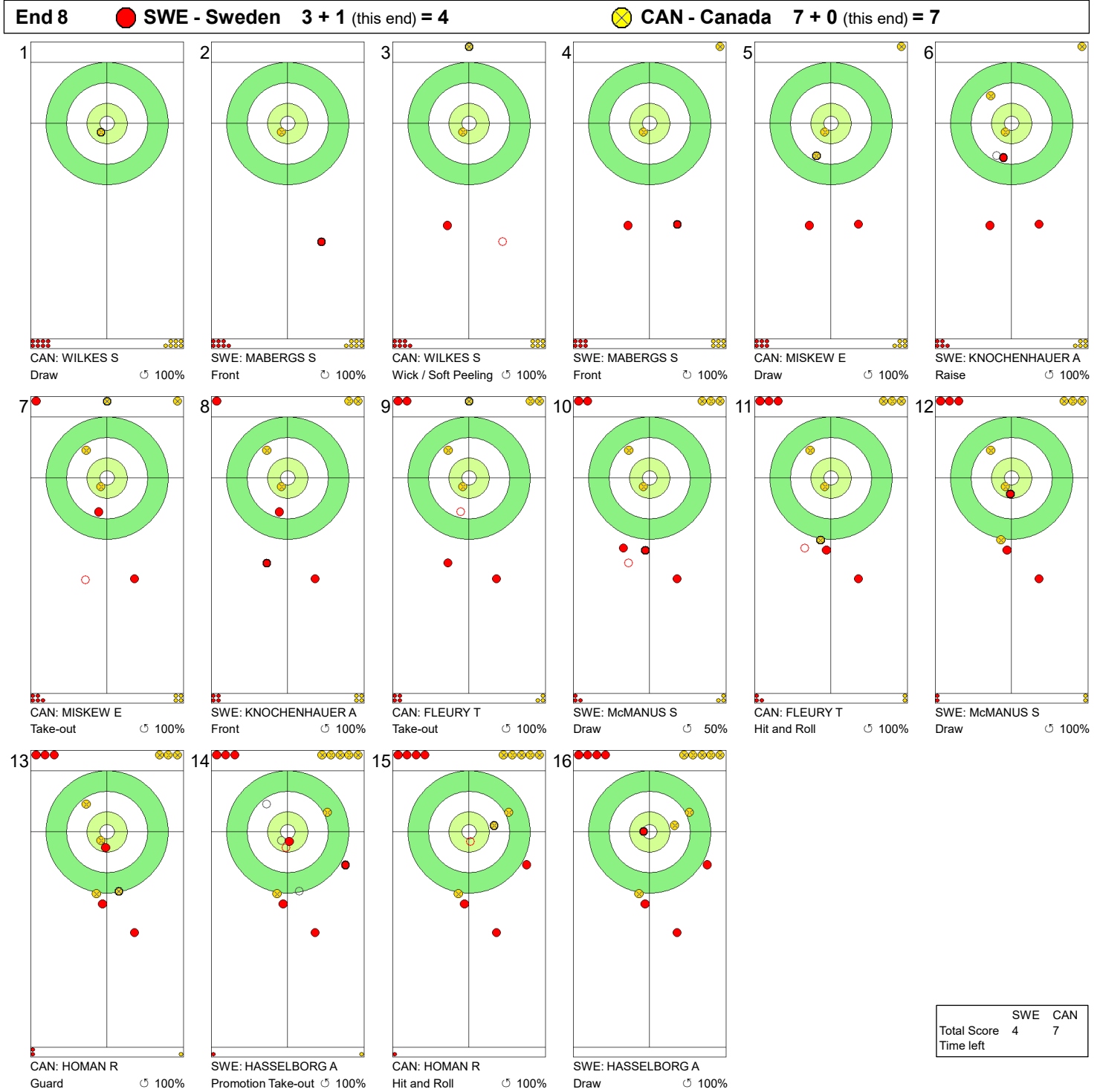


Legend:
 ↻ Clockwise ↺ Counter-clockwise - Not considered

SAT 16 MAR 2024
Start Time 14:00

Round Robin Session 1 - Sheet B

Game - Shot by Shot



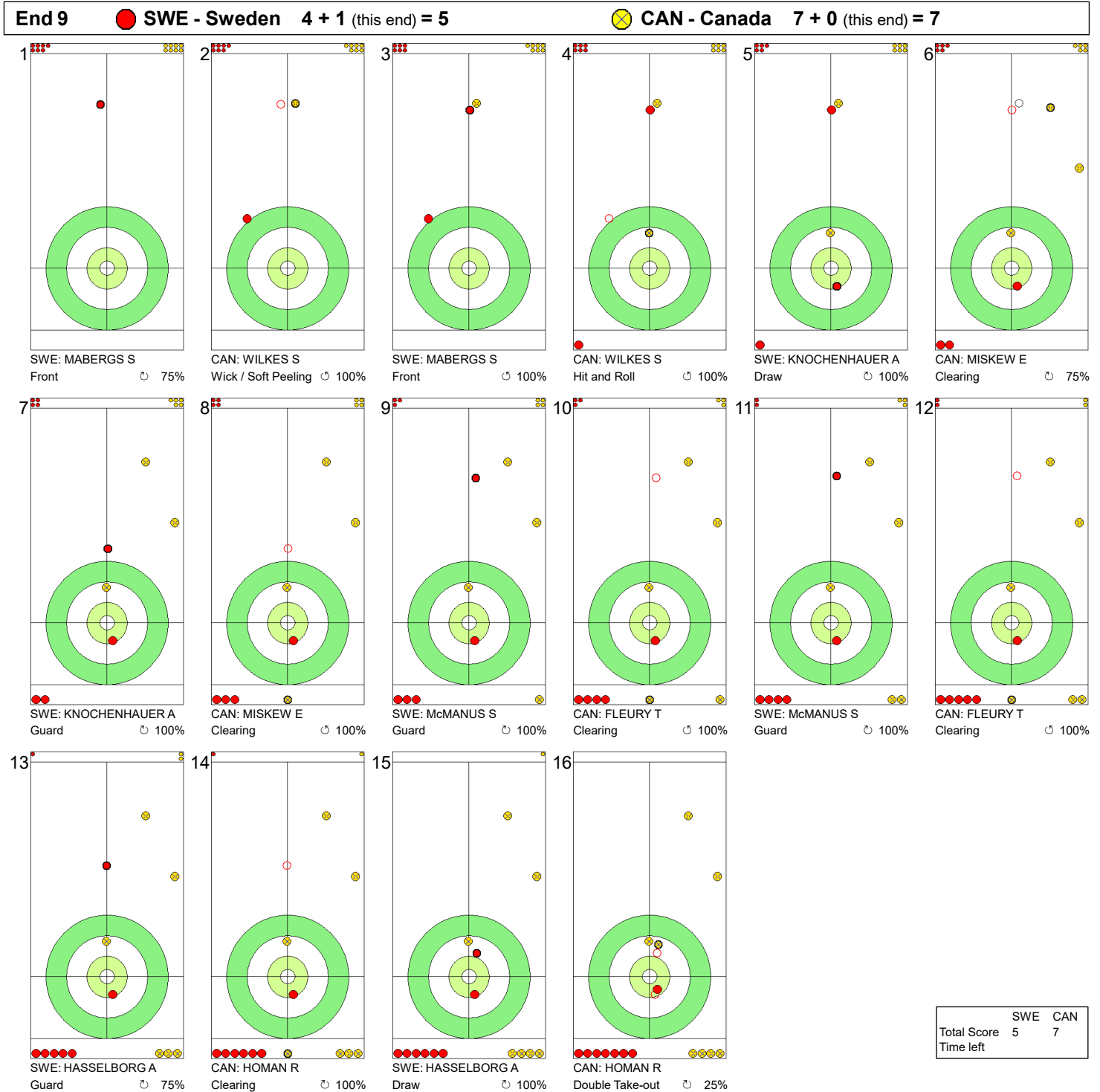
Legend:
 ↻ Clockwise ↺ Counter-clockwise - Not considered

SAT 16 MAR 2024
Start Time 14:00

Round Robin Session 1 - Sheet B

WORLD CURLING

Game - Shot by Shot



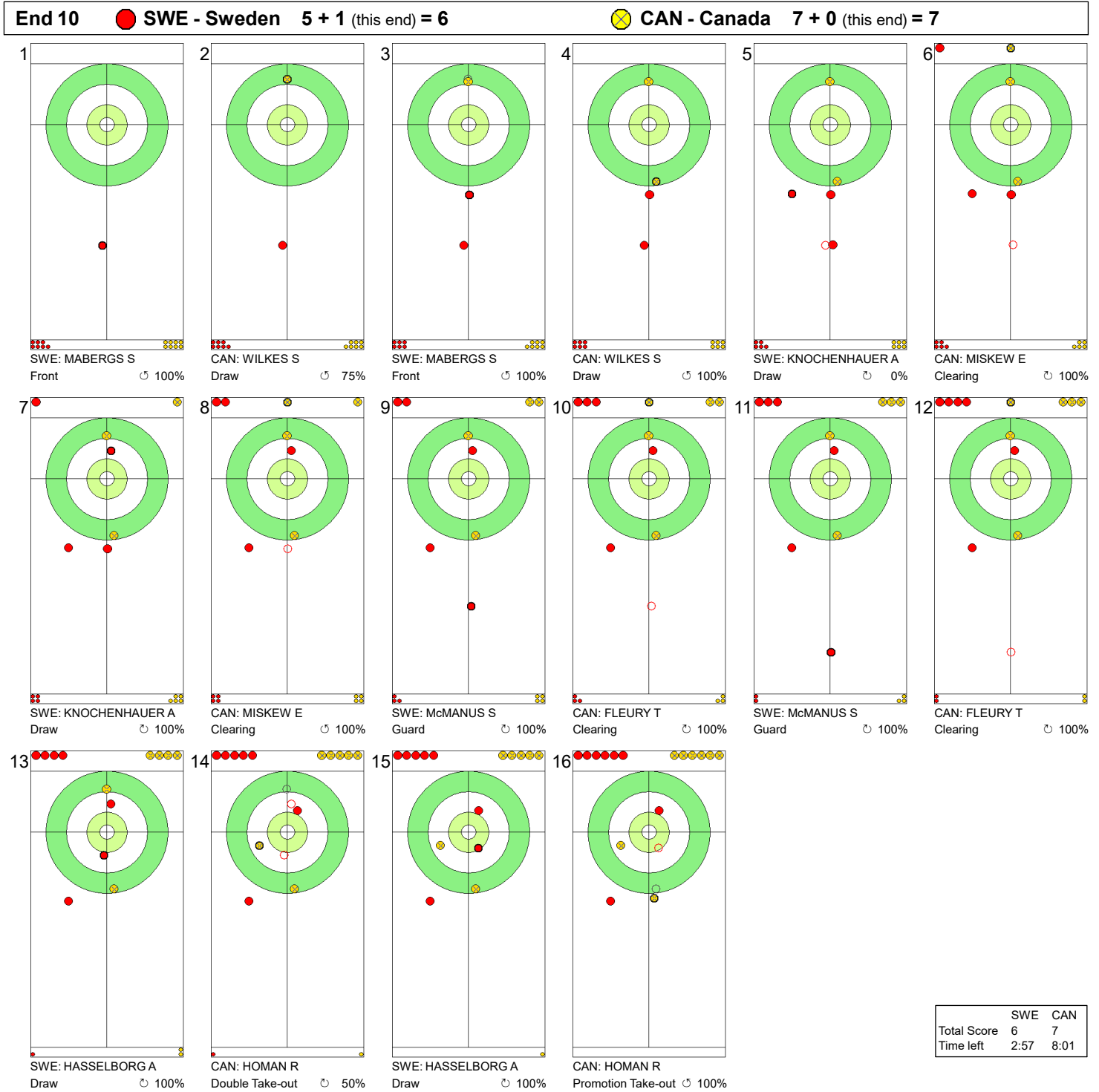
Legend:
 ↻ Clockwise ↺ Counter-clockwise - Not considered

SAT 16 MAR 2024
Start Time 14:00

Round Robin Session 1 - Sheet B

WORLD CURLING

Game - Shot by Shot



Legend:
 ↻ Clockwise ↺ Counter-clockwise - Not considered

SAT 16 MAR 2024
Start Time 14:00

Round Robin Session 1 - Sheet C

Game Results

Sheet	Team	LSFE	1	2	3	4	5	6	7	8	9	10	Extra Ends	Total
C	NZL - New Zealand		0	1	1	0	1	0	1	0	2	0		6
	JPN - Japan	*	1	0	0	1	0	2	0	3	0	1		8

NZL - New Zealand		Shot Success Game	All
4 S	SMITH Jessica	66%	66%
3	SMITH Courtney	74%	74%
2 V	BECKER Bridget	65%	65%
1	THOMPSON Holly	74%	74%
A	THURLOW Natalie	-	-
Team Total		70%	70%

JPN - Japan		Shot Success Game	All
4 S	UENO Miyu	50%	50%
3 V	KANAI Asuka	74%	74%
2	NISHIMURO Junko	73%	73%
1	UENO Yui	91%	91%
A	RYOKAWA Mone	-	-
Team Total		72%	72%

Last Stone Draw		Distance
☺	THOMPSON Holly	43.7cm
☹	SMITH Jessica	199.6cm
Total		243.3cm

Last Stone Draw		Distance
☺	UENO Yui	14.6cm
☹	KANAI Asuka	0.9cm
Total		15.5cm

Time remaining: 1 minute 42 seconds

Time-out: End 9 - NZL stone 4

Time remaining: 8 minutes 0 seconds

Time-out: End 10 - JPN stone 5

Shot Success Analysis

NZL - New Zealand		☺	☹	Game
4	SMITH Jessica	Draws 12 83%	4 31%	16 70%
		Take-outs 3 67%	1 0%	4 50%
		Total 15 80%	5 25%	20 66%
3	SMITH Courtney	Draws 6 79%	3 67%	9 75%
		Take-outs 4 81%	7 68%	11 73%
		Total 10 80%	10 68%	20 74%
2	BECKER Bridget	Draws 9 67%	5 40%	14 57%
		Take-outs 3 67%	3 100%	6 83%
		Total 12 67%	8 63%	20 65%
1	THOMPSON Holly	Draws 13 69%	6 88%	19 75%
		Take-outs 1 50%	0 -	1 50%
		Total 14 68%	6 88%	20 74%
A	THURLOW Natalie	Draws 0 -	0 -	0 -
		Take-outs 0 -	0 -	0 -
		Total 0 -	0 -	0 -
Team		Draws 40 74%	18 58%	58 69%
		Take-outs 11 70%	11 70%	22 70%
		Total 51 74%	29 63%	80 70%

JPN - Japan		☺	☹	Game
4	UENO Miyu	Draws 9 31%	3 33%	12 31%
		Take-outs 4 69%	3 100%	7 82%
		Total 13 42%	6 67%	19 50%
3	KANAI Asuka	Draws 1 0%	7 68%	8 59%
		Take-outs 6 79%	6 88%	12 83%
		Total 7 68%	13 77%	20 74%
2	NISHIMURO Junko	Draws 5 65%	7 82%	12 75%
		Take-outs 3 67%	5 70%	8 69%
		Total 8 66%	12 77%	20 73%
1	UENO Yui	Draws 7 86%	9 100%	16 94%
		Take-outs 2 63%	2 100%	4 81%
		Total 9 81%	11 100%	20 91%
A	RYOKAWA Mone	Draws 0 -	0 -	0 -
		Take-outs 0 -	0 -	0 -
		Total 0 -	0 -	0 -
Team		Draws 22 55%	26 79%	48 68%
		Take-outs 15 72%	16 86%	31 79%
		Total 37 61%	42 82%	79 72%

Note:
Position and function for each team member:
4 = Fourth, 3 = Third, 2 = Second, 1 = Lead, A = Alternate, S = Skip, V = Vice-Skip

Legend:
☺ Clockwise ☹ Counter-clockwise LSFE(*) Last Stone First End

SAT 16 MAR 2024
Start Time 14:00

Round Robin Session 1 - Sheet C

Game - Shot by Shot



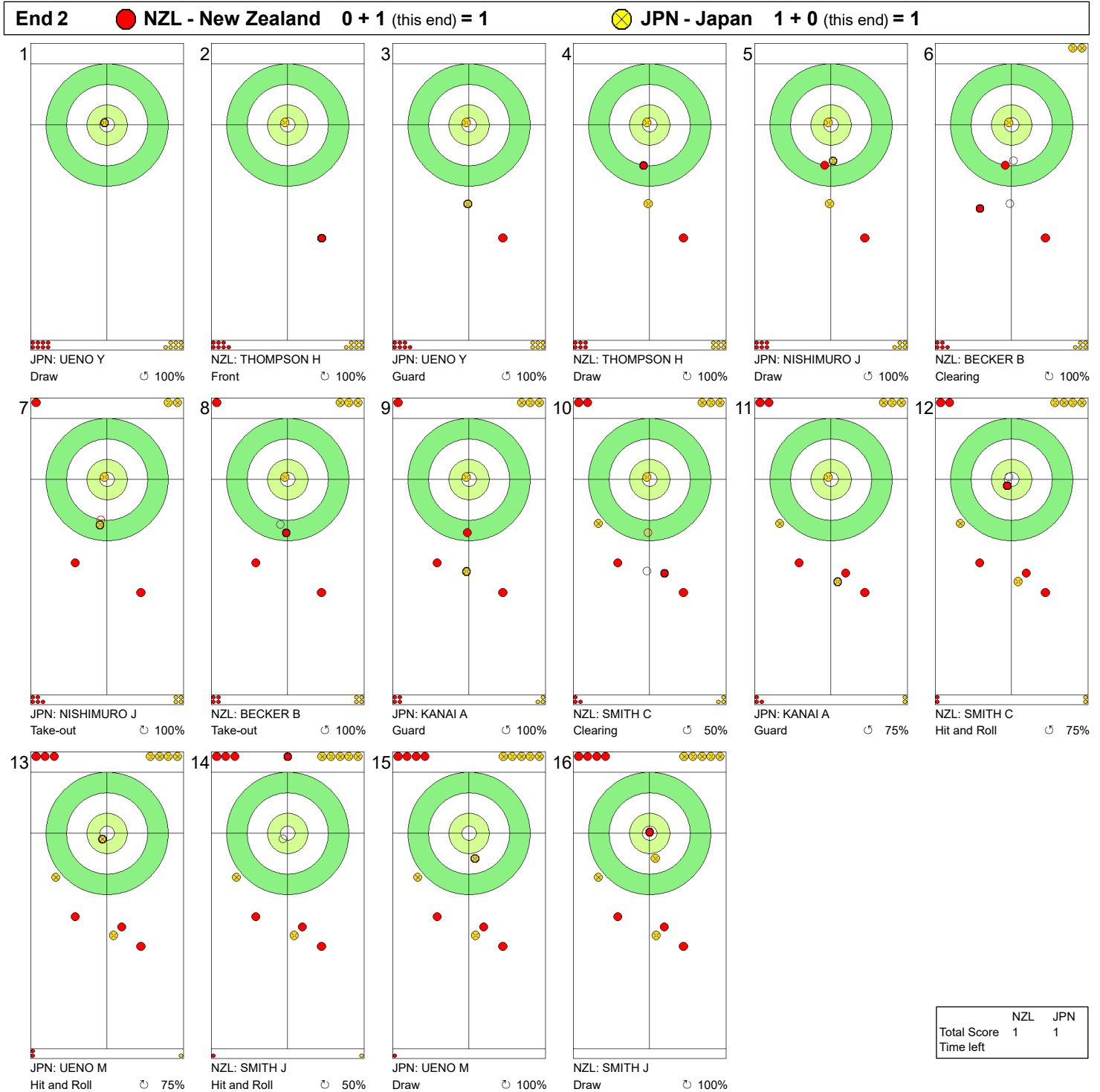
Legend:
↻ Clockwise ↺ Counter-clockwise - Not considered

SAT 16 MAR 2024
Start Time 14:00

Round Robin Session 1 - Sheet C

WORLD CURLING

Game - Shot by Shot



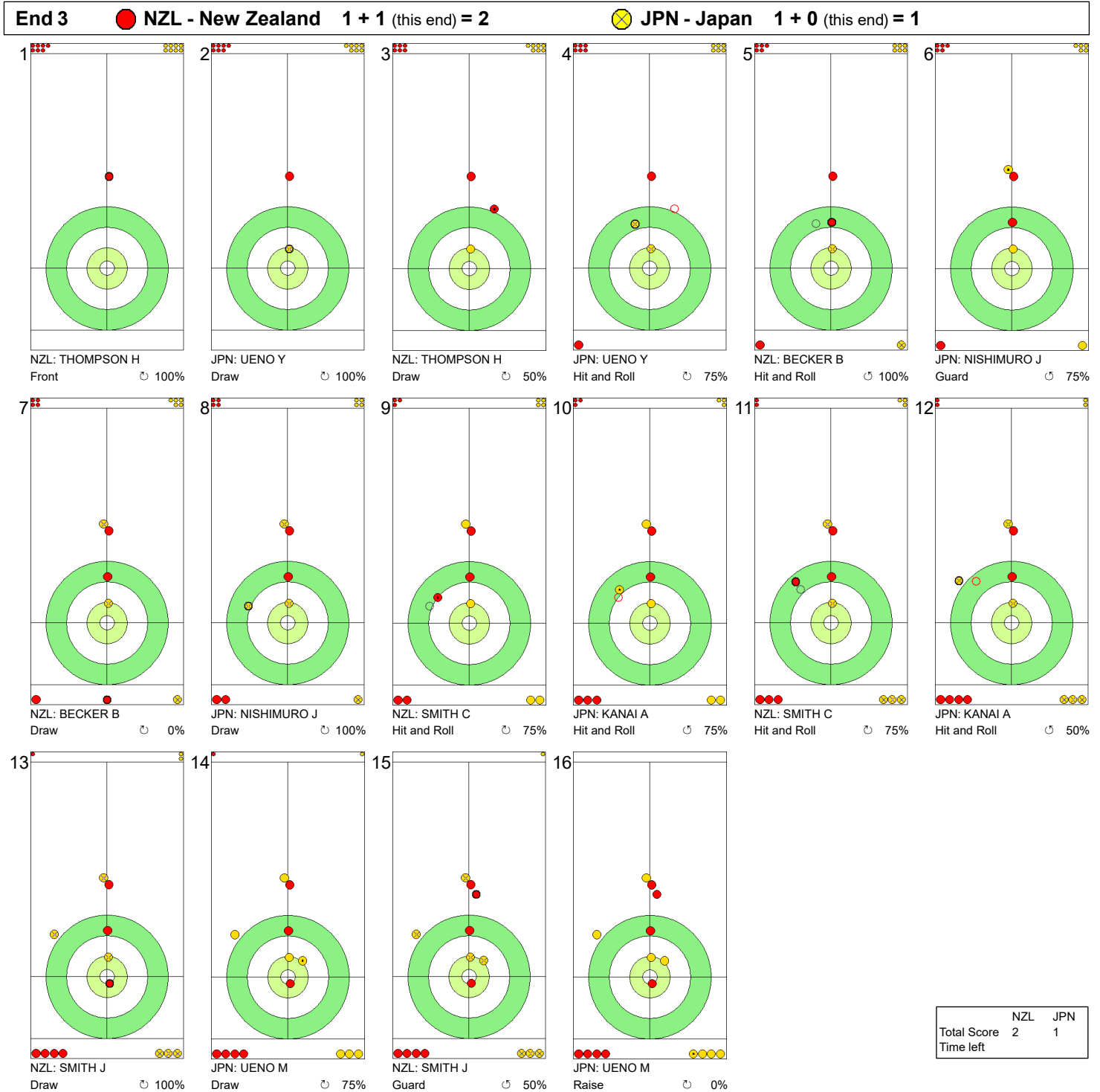
Legend:
 ↻ Clockwise ↺ Counter-clockwise - Not considered

SAT 16 MAR 2024
Start Time 14:00

Round Robin Session 1 - Sheet C

WORLD CURLING

Game - Shot by Shot

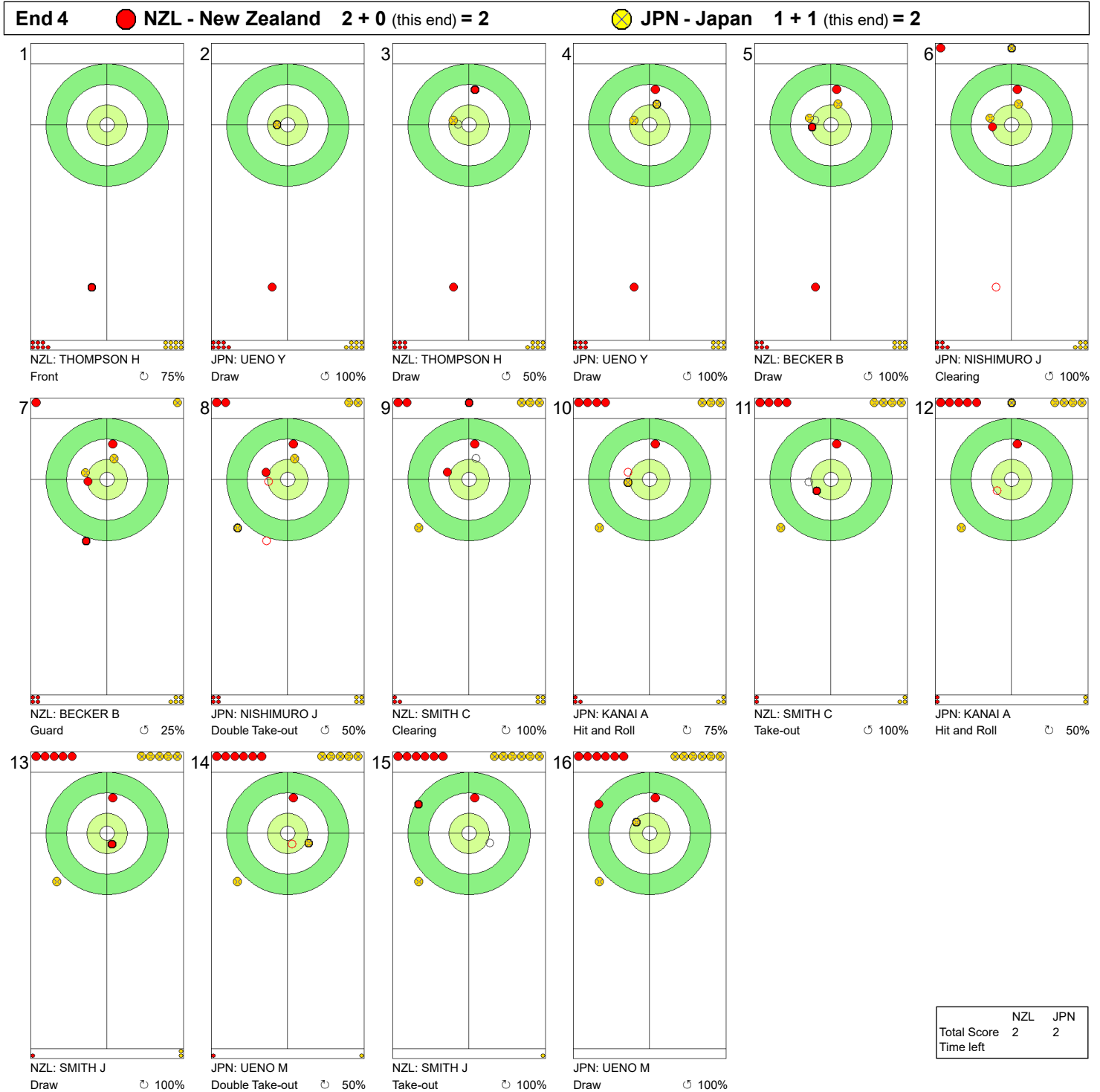


Legend:
 ↻ Clockwise ↺ Counter-clockwise - Not considered

SAT 16 MAR 2024
Start Time 14:00

Round Robin Session 1 - Sheet C

Game - Shot by Shot

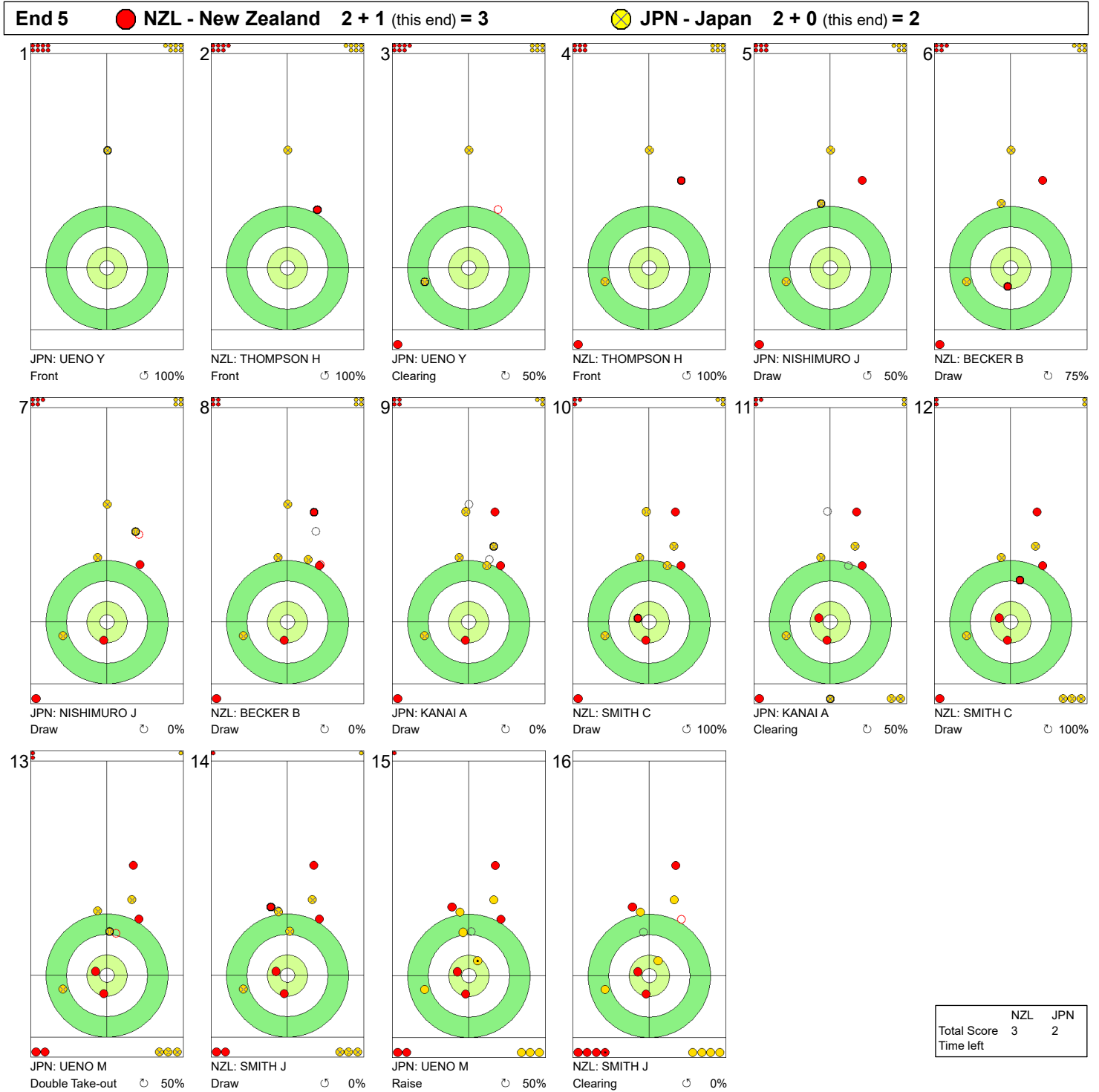


Legend:
 ↻ Clockwise ↺ Counter-clockwise - Not considered

SAT 16 MAR 2024
Start Time 14:00

Round Robin Session 1 - Sheet C

Game - Shot by Shot



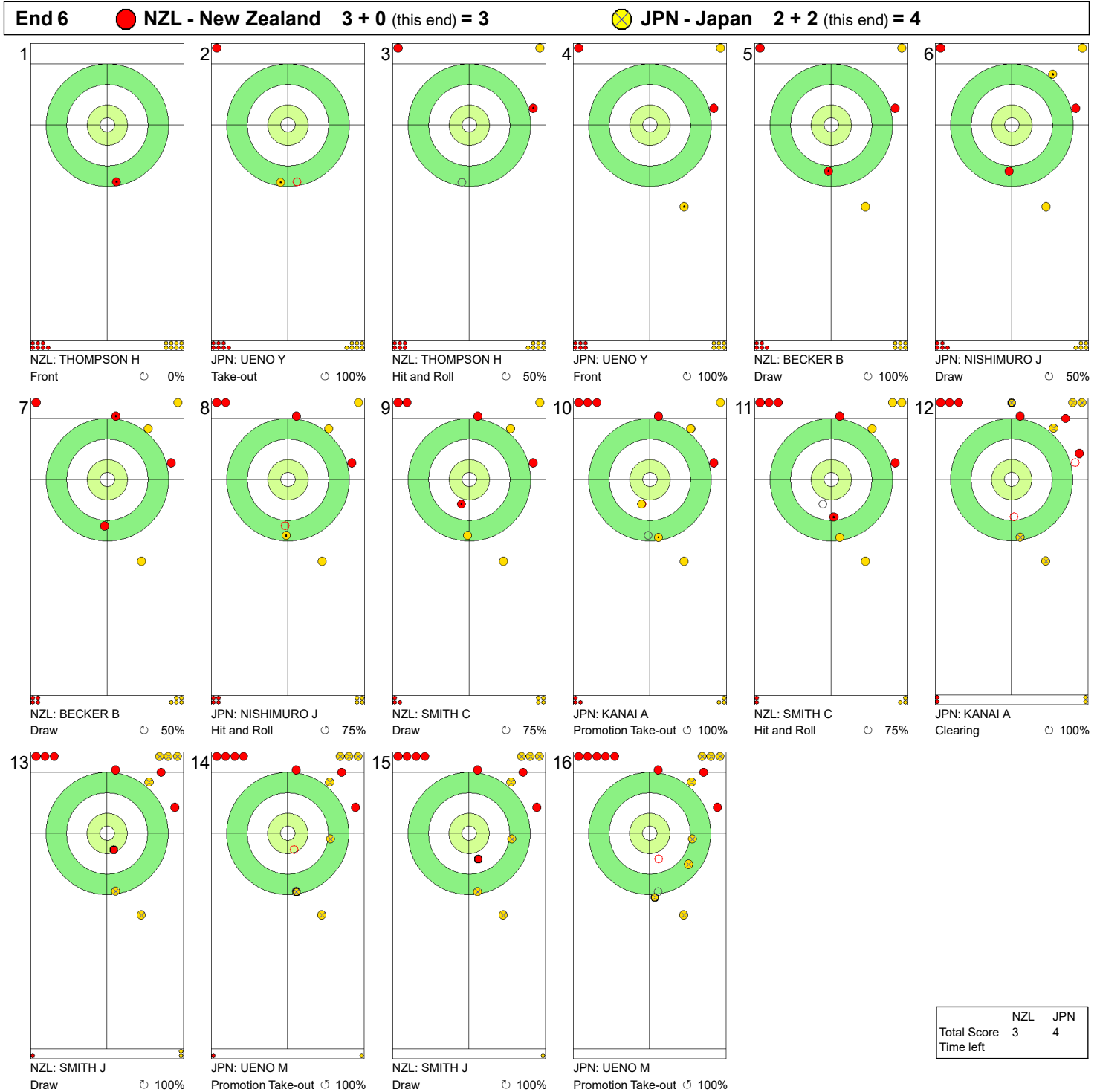
Legend:
↻ Clockwise ↺ Counter-clockwise - Not considered

SAT 16 MAR 2024
Start Time 14:00

Round Robin Session 1 - Sheet C

WORLD CURLING

Game - Shot by Shot



Legend:
↻ Clockwise ↻ Counter-clockwise - Not considered

SAT 16 MAR 2024
Start Time 14:00

Round Robin Session 1 - Sheet C

WORLD CURLING

Game - Shot by Shot



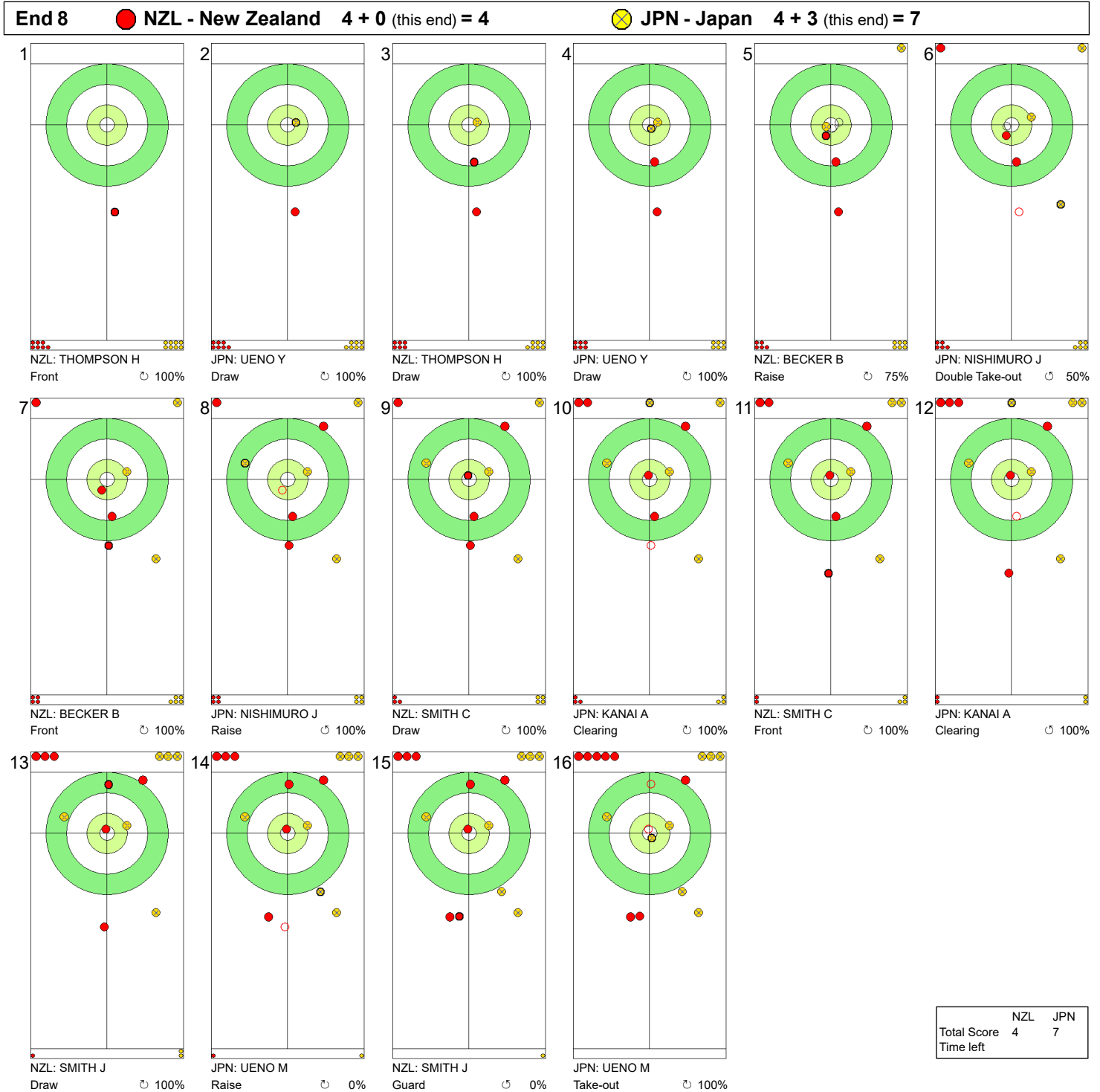
Legend:
↻ Clockwise ↺ Counter-clockwise - Not considered

SAT 16 MAR 2024
Start Time 14:00

Round Robin Session 1 - Sheet C

WORLD CURLING

Game - Shot by Shot



Legend:
 Clockwise Counter-clockwise - Not considered

SAT 16 MAR 2024
Start Time 14:00

Round Robin Session 1 - Sheet C

WORLD CURLING

Game - Shot by Shot



Legend:
↻ Clockwise ↺ Counter-clockwise - Not considered

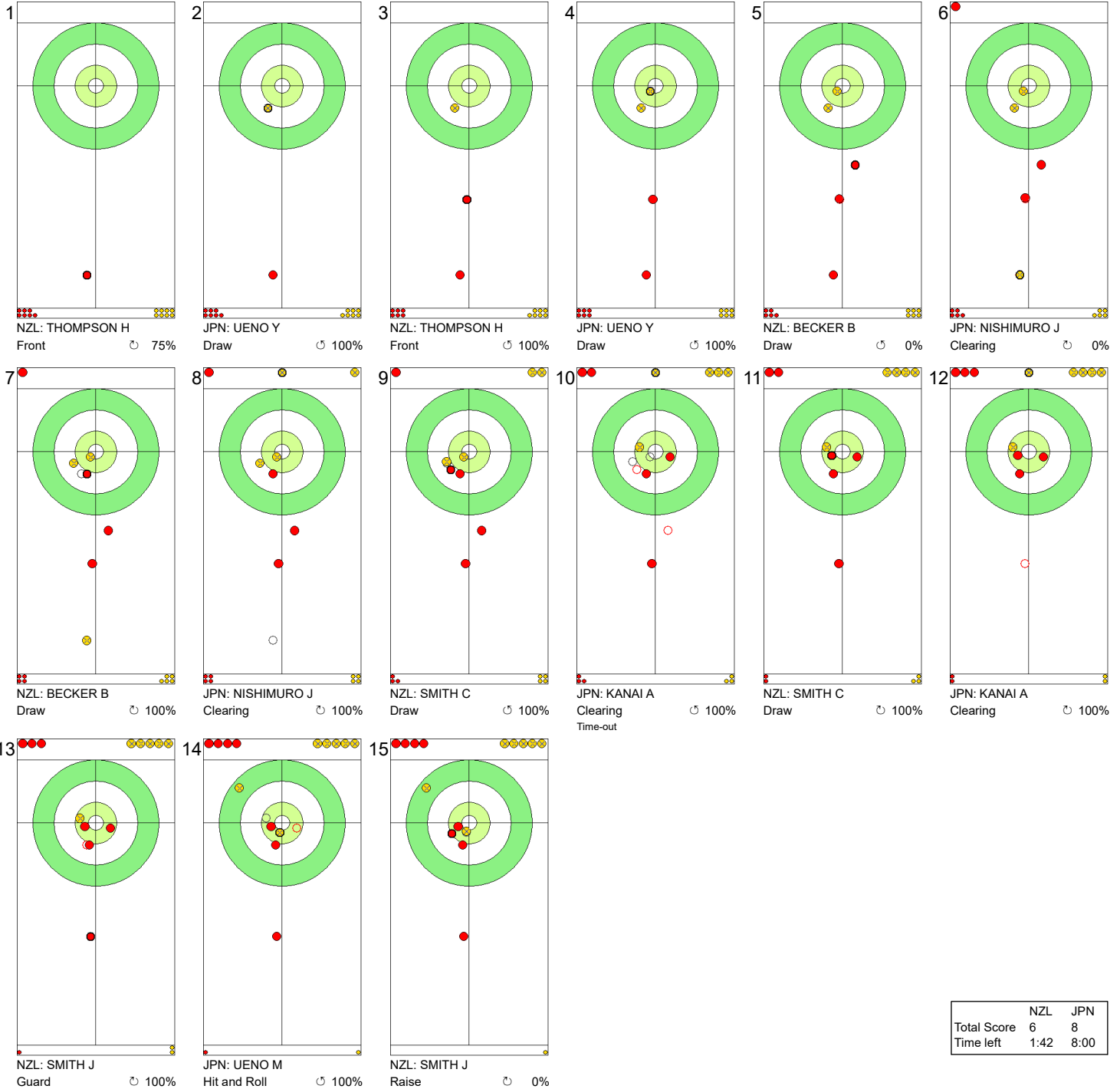
SAT 16 MAR 2024
Start Time 14:00

Round Robin Session 1 - Sheet C

WORLD CURLING

Game - Shot by Shot

End 10 ● **NZL - New Zealand 6 + 0 (this end) = 6** ⊗ **JPN - Japan 7 + 1 (this end) = 8**



	NZL	JPN
Total Score	6	8
Time left	1:42	8:00

Legend:
↻ Clockwise ↻ Counter-clockwise - Not considered

SAT 16 MAR 2024
Start Time 14:00

Round Robin Session 1 - Sheet D

Game Results

Sheet	Team	LSFE	1	2	3	4	5	6	7	8	9	10	Extra Ends	Total
D	KOR - Korea		0	1	0	1	0	0	0	2	0	X		4
	SUI - Switzerland	*	1	0	2	0	1	1	1	0	1	X		7

KOR - Korea		Shot Success	Game	All
4 S	GIM Eunji	65%	65%	
3 V	KIM Minji	73%	73%	
2	KIM Suji	79%	79%	
1	SEOL Yeeun	85%	85%	
A	SEOL Yeji	-	-	
Team Total		76%	76%	

SUI - Switzerland		Shot Success	Game	All
4 V	PAETZ Alina	82%	82%	
3 S	TIRINZONI Silvana	90%	90%	
2	WITSCHONKE Selina	79%	79%	
1	HOWALD Carole	88%	88%	
A	BERSET Stefanie	-	-	
Team Total		85%	85%	

Last Stone Draw		Distance
⌚	KIM Minji	23.7cm
⌚	GIM Eunji	58.5cm
Total		82.2cm

Last Stone Draw		Distance
⌚	TIRINZONI Silvana	28.2cm
⌚	PAETZ Alina	3.1cm
Total		31.3cm

Time remaining: 1 minute 57 seconds

Time remaining: 2 minutes 15 seconds

Time-out: End 7 - SUI stone 7

Shot Success Analysis

KOR - Korea		⌚	⌚	Game
4	GIM Eunji	Draws 6 88%	3 33%	9 69%
		Take-outs 3 50%	6 67%	9 61%
		Total 9 75%	9 56%	18 65%
3	KIM Minji	Draws 5 90%	6 75%	11 82%
		Take-outs 5 65%	4 56%	9 61%
		Total 10 78%	10 68%	20 73%
2	KIM Suji	Draws 5 90%	6 75%	11 82%
		Take-outs 4 63%	5 85%	9 75%
		Total 9 78%	11 80%	20 79%
1	SEOL Yeeun	Draws 4 94%	14 88%	18 89%
		Take-outs 0 -	2 50%	2 50%
		Total 4 94%	16 83%	20 85%
A	SEOL Yeji	Draws 0 -	0 -	0 -
		Take-outs 0 -	0 -	0 -
		Total 0 -	0 -	0 -
Team		Draws 20 90%	29 77%	49 82%
		Take-outs 12 60%	17 68%	29 65%
		Total 32 79%	46 73%	78 76%

SUI - Switzerland		⌚	⌚	Game
4	PAETZ Alina	Draws 0 -	5 75%	5 75%
		Take-outs 4 69%	9 92%	13 85%
		Total 4 69%	14 86%	18 82%
3	TIRINZONI Silvana	Draws 0 -	2 100%	2 100%
		Take-outs 9 81%	9 97%	18 89%
		Total 9 81%	11 98%	20 90%
2	WITSCHONKE Selina	Draws 2 75%	4 81%	6 79%
		Take-outs 6 75%	8 81%	14 79%
		Total 8 75%	12 81%	20 79%
1	HOWALD Carole	Draws 7 71%	12 96%	19 87%
		Take-outs 0 -	1 100%	1 100%
		Total 7 71%	13 96%	20 88%
A	BERSET Stefanie	Draws 0 -	0 -	0 -
		Take-outs 0 -	0 -	0 -
		Total 0 -	0 -	0 -
Team		Draws 9 72%	23 89%	32 84%
		Take-outs 19 76%	27 91%	46 85%
		Total 28 75%	50 90%	78 85%

Note:
Position and function for each team member:
4 = Fourth, 3 = Third, 2 = Second, 1 = Lead, A = Alternate, S = Skip, V = Vice-Skip

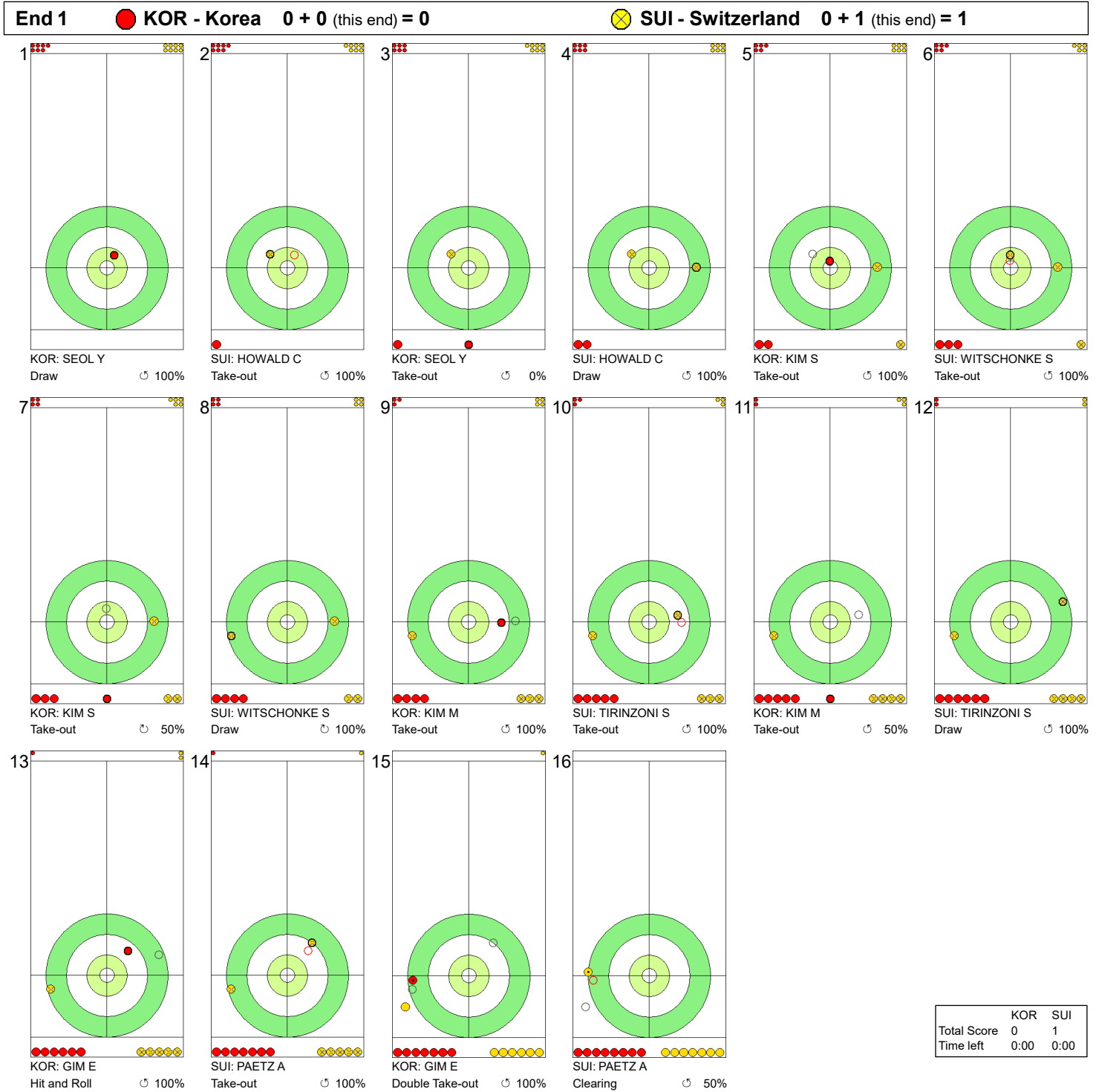
Legend:
⌚ Clockwise ⌚ Counter-clockwise LSFE(*) Last Stone First End
X Unplayed/unfinished end due to concession

SAT 16 MAR 2024
Start Time 14:00

Round Robin Session 1 - Sheet D

WORLD CURLING

Game - Shot by Shot



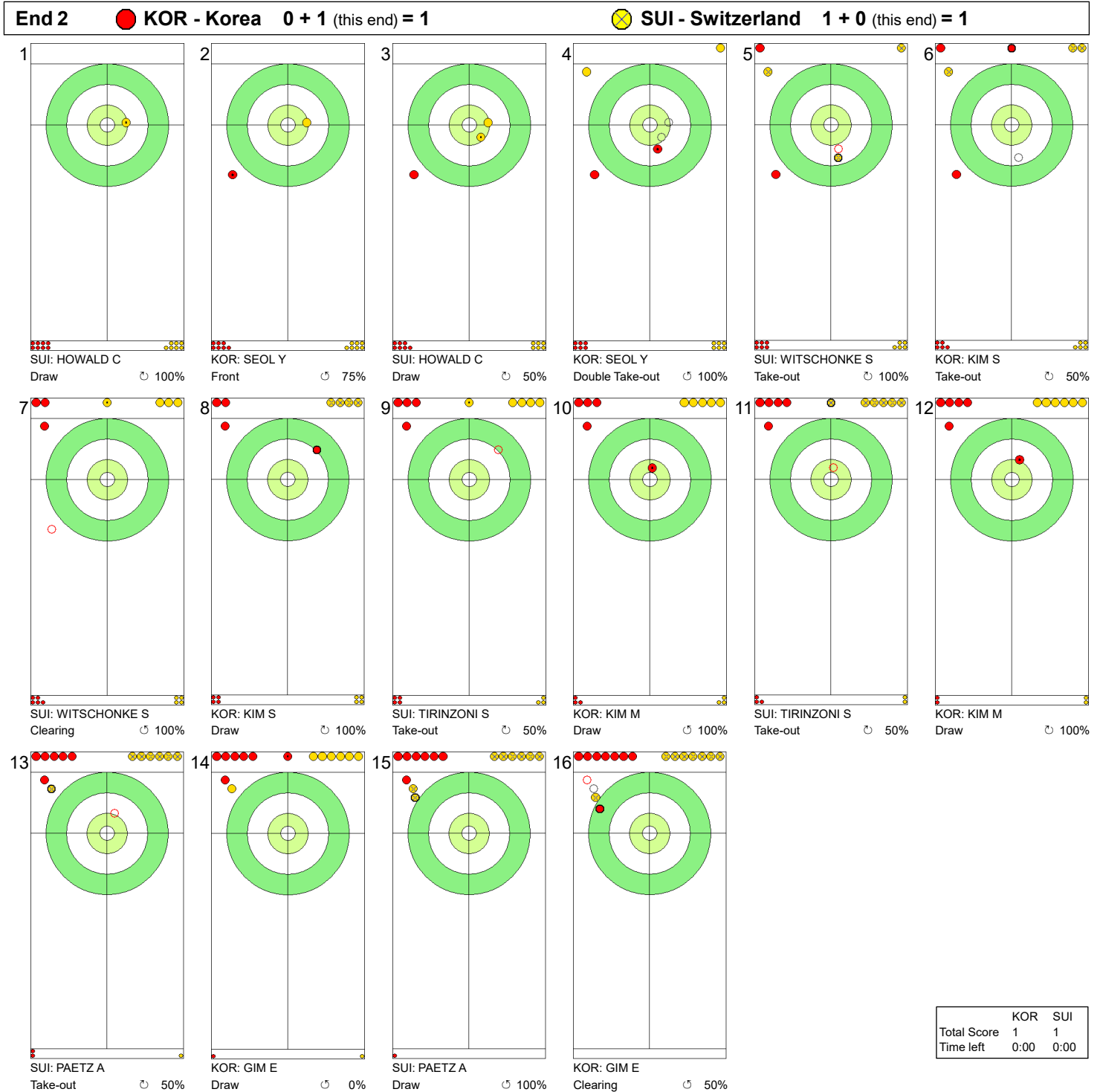
Legend:
 Clockwise
 Counter-clockwise
 - Not considered

SAT 16 MAR 2024
Start Time 14:00

Round Robin Session 1 - Sheet D

WORLD CURLING

Game - Shot by Shot



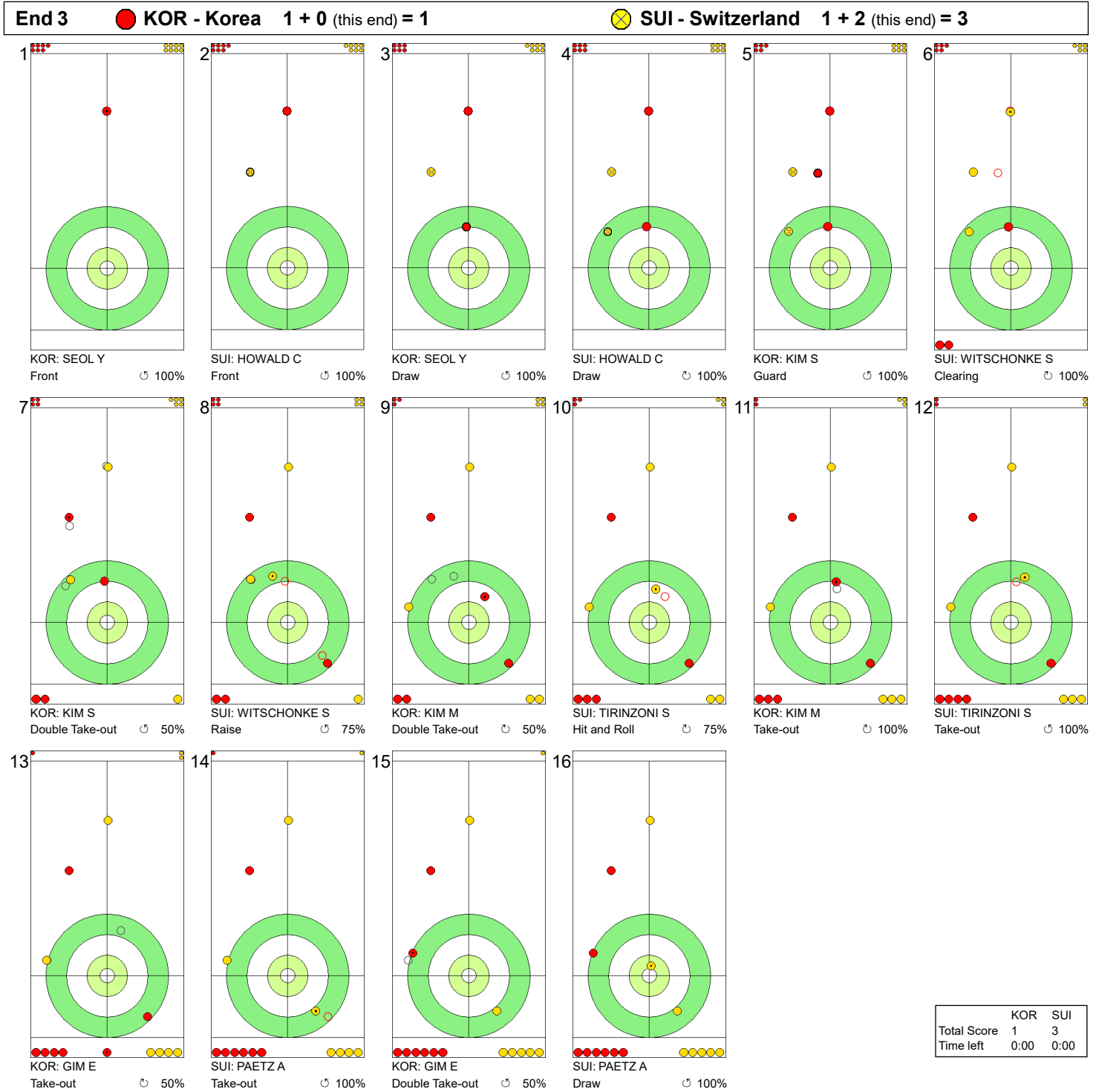
Legend:
 ↻ Clockwise ↺ Counter-clockwise - Not considered

SAT 16 MAR 2024
Start Time 14:00

Round Robin Session 1 - Sheet D

WORLD CURLING

Game - Shot by Shot



Legend:
 Clockwise Counter-clockwise - Not considered

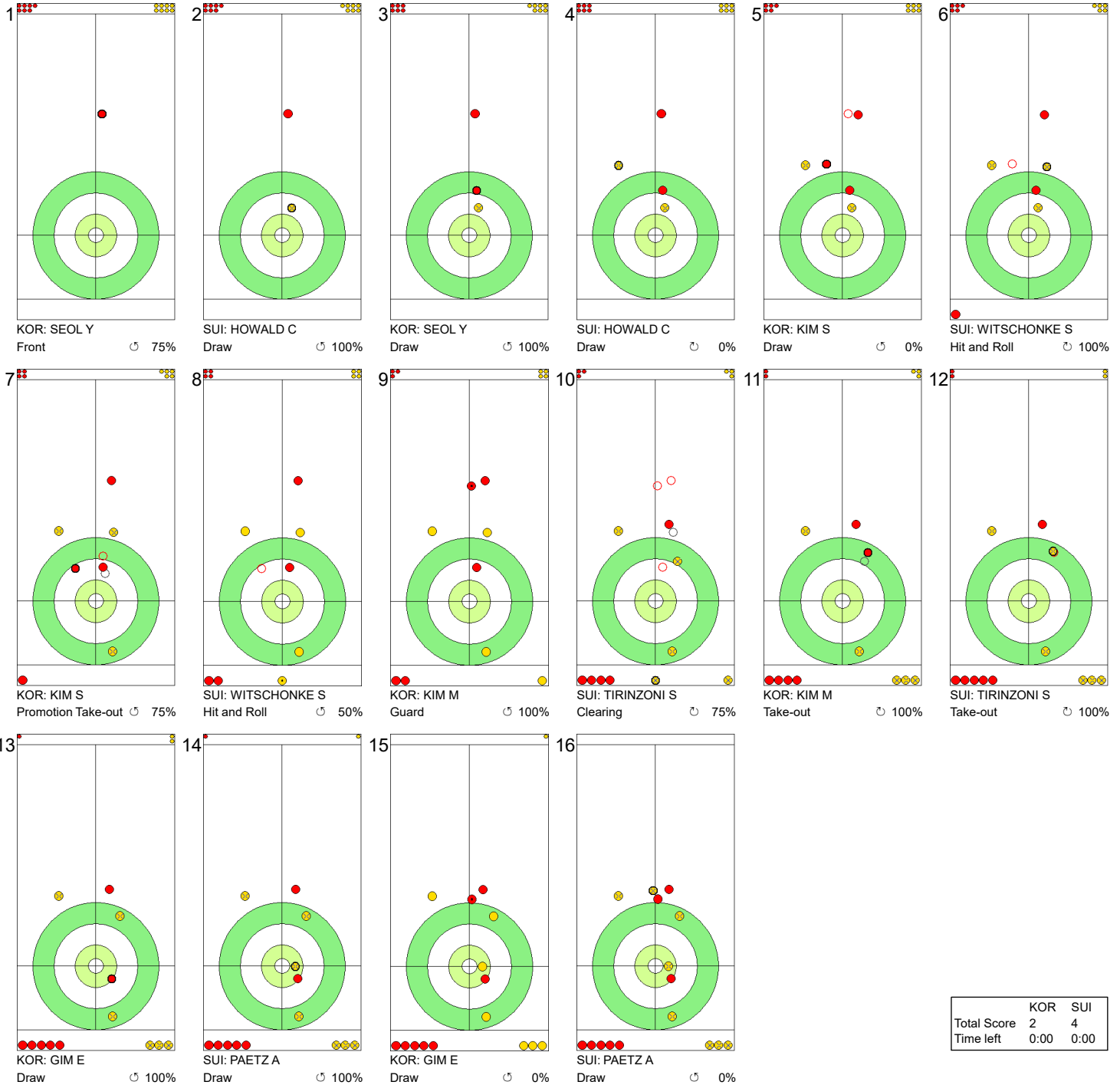
SAT 16 MAR 2024
Start Time 14:00

Round Robin Session 1 - Sheet D

WORLD CURLING

Game - Shot by Shot

End 5 **KOR - Korea** 2 + 0 (this end) = 2 **SUI - Switzerland** 3 + 1 (this end) = 4



	KOR	SUI
Total Score	2	4
Time left	0:00	0:00

Legend:
 ↻ Clockwise ↺ Counter-clockwise - Not considered

SAT 16 MAR 2024
Start Time 14:00

Round Robin Session 1 - Sheet D

WORLD CURLING

Game - Shot by Shot

End 7 **KOR - Korea 2 + 0 (this end) = 2** **SUI - Switzerland 5 + 1 (this end) = 6**



	KOR	SUI
Total Score	2	6
Time left	0:00	0:00

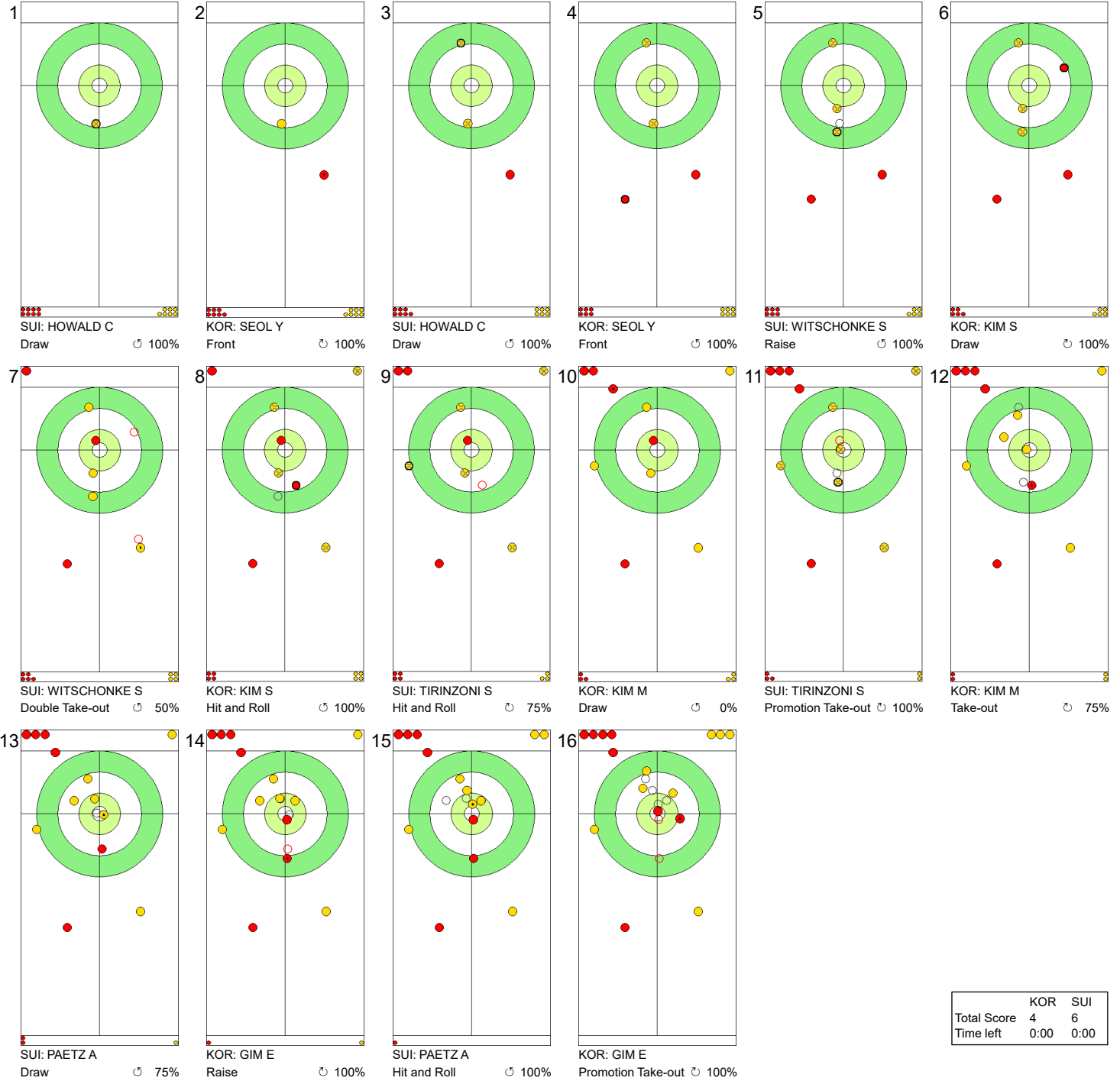
Legend:
 Clockwise Counter-clockwise - Not considered

SAT 16 MAR 2024
Start Time 14:00

Round Robin Session 1 - Sheet D

Game - Shot by Shot

End 8 ● **KOR - Korea** **2 + 2 (this end) = 4** ⊗ **SUI - Switzerland** **6 + 0 (this end) = 6**



	KOR	SUI
Total Score	4	6
Time left	0:00	0:00

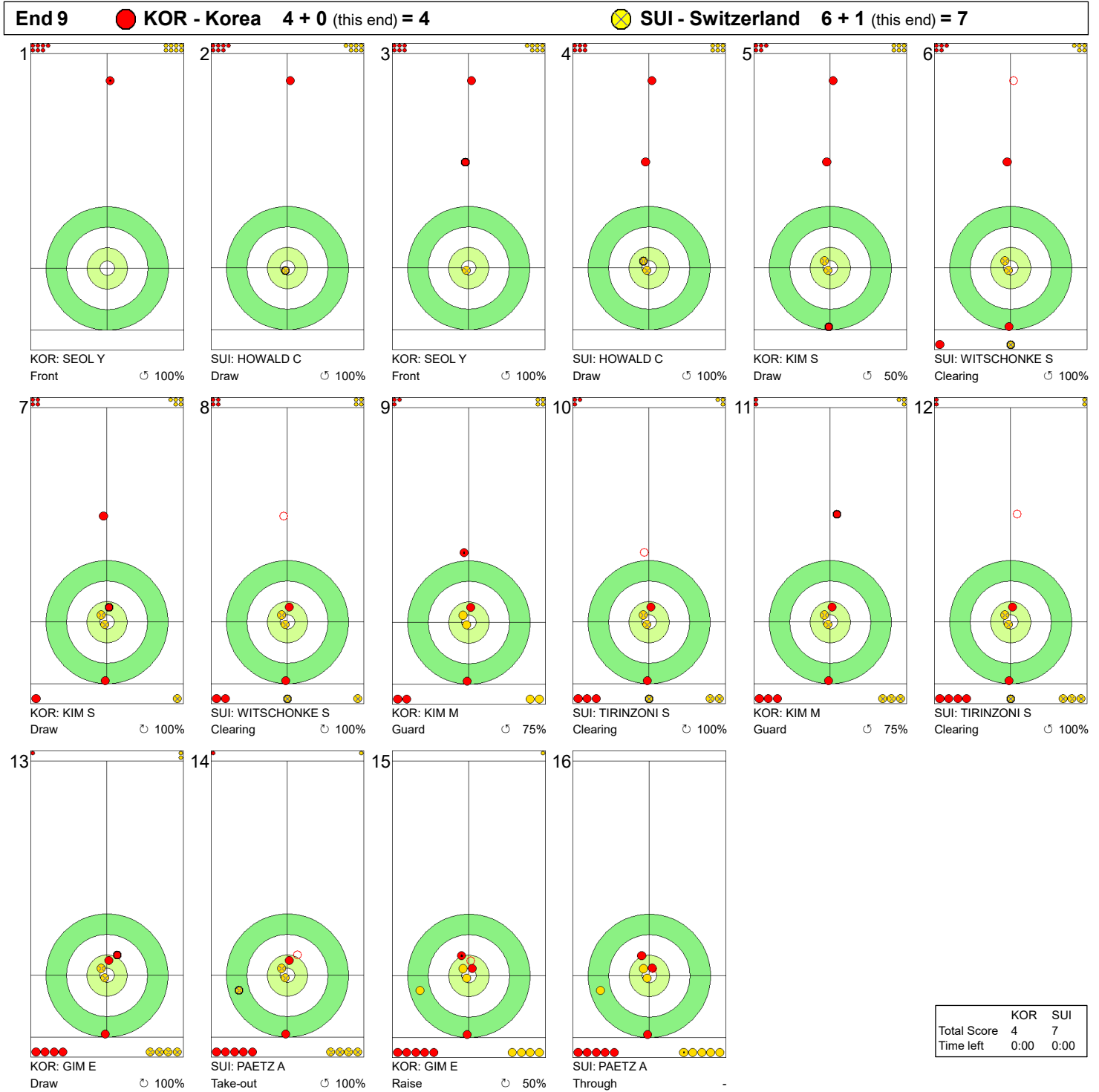
Legend:
↻ Clockwise ↻ Counter-clockwise - Not considered

SAT 16 MAR 2024
Start Time 14:00

Round Robin Session 1 - Sheet D

WORLD CURLING

Game - Shot by Shot



Legend:
 Clockwise Counter-clockwise - Not considered

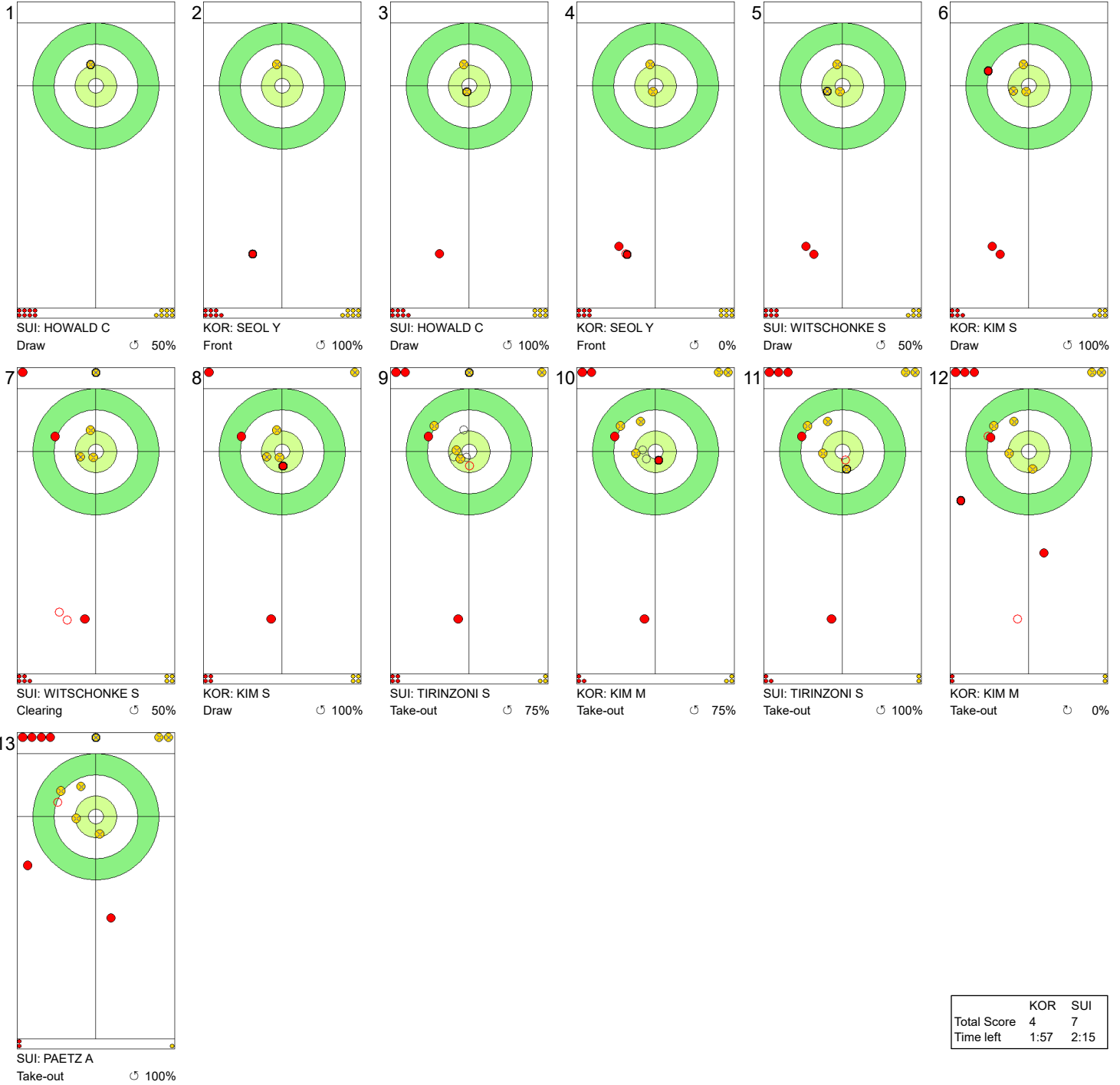
SAT 16 MAR 2024
Start Time 14:00

Round Robin Session 1 - Sheet D

WORLD CURLING

Game - Shot by Shot

End 10 **KOR - Korea** **4 + X (this end) = 4** **SUI - Switzerland** **7 + X (this end) = 7**



	KOR	SUI
Total Score	4	7
Time left	1:57	2:15

Legend:
 ↻ Clockwise ↺ Counter-clockwise - Not considered
 X Unfinished end due to concession

Entry List by Event

As of THU 14 MAR 2024

CAN - Canada		
4 S	HOMAN Rachel	R
3 V	FLEURY Tracy	R
2	MISKEW Emma	R
1	WILKES Sarah	R
A	BROWN Rachel	R
C	BARTLETT Don	
NC	KJELL Viktor (SWE)	
NC	SONNENBERG Renee	

DEN - Denmark		
4 S	DUPONT Madeleine	R
3 V	HALSE Mathilde	R
2	DUPONT Denise	R
1	LARSEN My	R
A	LANDER Jasmin	R
C	SCHMIDT Ulrik	
O	IVERSEN Sidsel	
O	DUPONT Jesper	

EST - Estonia		
4	TUVIKE Erika	R
3 V	LAIDSALU Kerli	R
2 S	TURMANN Liisa	R
1	GROSSMANN Heili	R
A	-	
C	RANTAMAKI Tomi (FIN)	
O	-	
O	-	

ITA - Italy		
4 S	CONSTANTINI Stefania	R
3	MATHIS Elena	R
2	ROMEI Angela	R
1 V	ZARDINI LACEDELLI Giulia	R
A	LO DESERTO Marta	R
C	CALDART Violetta	
2C	MARIANI Marco	
NC	PESCIA Claudio (SUI)	

JPN - Japan		
4 S	UENO Miyu	R
3 V	KANAI Asuka	R
2	NISHIMURO Junko	R
1	UENO Yui	R
A	RYOKAWA Mone	R
C	NISHIMURO Yuji	
T	JOHNSTON Terri	
O	KITANO Tomohisa	

KOR - Korea		
4 S	GIM Eunji	R
3 V	KIM Minji	R
2	KIM Suji	L
1	SEOL Yeeun	L
A	SEOL Yeji	R
C	SHIN Dongho	
2C	HEMMINGS Guy (CAN)	
T	LEE Min (CAN)	

NOR - Norway		
4 V	SKASLIEN Kristin	R
3 S	ROERVIK Marianne	R
2	HASLEV NORDBYE Mille	R
1	ROENNING Martine	L
A	FORBREGD Ingeborg	R
C	STEEN HANSEN Rune	
O	-	
O	-	

NZL - New Zealand		
4 S	SMITH Jessica	R
3	SMITH Courtney	R
2 V	BECKER Bridget	R
1	THOMPSON Holly	R
A	THURLOW Natalie	R
C	BECKER Sean	
O	-	
O	-	

SCO - Scotland		
4 S	MORRISON Rebecca	R
3	DODDS Jennifer	R
2	SINCLAIR Sophie	R
1 V	JACKSON Sophie	R
A	AITKEN Gina	R
C	PATERSON Ross	
NC	DRUMMOND Greg	
O	CASTILLO Jesse	

SUI - Switzerland		
4 V	PAETZ Alina	R
3 S	TIRINZONI Silvana	R
2	WITSCHONKE Selina	R
1	HOWALD Carole	R
A	BERSET Stefanie	R
C	CHARETTE Pierre (CAN)	
NC	STOCK Sebastian	
O	HOLLINGER Denise	

Entry List by Event

As of THU 14 MAR 2024

SWE - Sweden		
4 S	HASSELBORG Anna	R
3 V	McMANUS Sara	R
2	KNOCHENHAUER Agnes	R
1	MABERGS Sofia	R
A	HELDIN Johanna	R
C	LINDSTROEM Kristian	
NC	KLAREMO Patric	
O	KENDEL Karlee	

USA - United States		
4 S	PETERSON Tabitha	R
3 V	THIESSE Cory	R
2	PETERSON Tara	R
1	HAMILTON Becca	R
A	PERSINGER Vicky	R
C	OVERTON-CLAPHAM Cathy (CAN)	
NC	DROBNICK Phill	
O	GULENCHYN Mike	

TUR - Türkiye		
4 S	YILDIZ Dilsat	R
3 V	POLAT Oznur	R
2	CALIKUSU Ifayet Safak	R
1	SENGUL Berfin	R
A	KARAMAN Iclal	R
C	CAKIR Bilal Omer	
2C	TUNGA Ahmet Alperen	
O	DALKILIC Canan Ceyda	

Note:

Position and function for each team member:

4 = Fourth, **3** = Third, **2** = Second, **1** = Lead, **A** = Alternate, **S** = Skip, **V** = Vice-Skip

C = Coach, **2C** = 2nd Team Coach, **NC** = National Coach, **T** = Translator, **O** = Team Official

Legend:

L Left-handed

R Right-handed

Competition Officials

As of WED 13 MAR 2024

Function	Name	Organisation
WCF President:	WELLING Beau	USA - United States
WCF Head of Competitions & TD:	ROETHLISBERGER Eeva	SUI - Switzerland
Chief Umpire:	BARKER Dianne	CAN - Canada
Deputy Chief Umpire:	CZARNETZKI Susie	USA - United States
Game Umpires:	CZARNETZKI Randy	USA - United States
	MORLEY Julie	CAN - Canada
	REID Leslie	CAN - Canada
	ROURKE Bill	CAN - Canada
	SEPHTON Tom	CAN - Canada
Chief Timer:	LANKISCH-LISTER Susan	CAN - Canada
Deputy Chief Timer:	McKINLAY Rob	CAN - Canada
Chief Ice Technician:	WALL Jon	CAN - Canada
Deputy Chief Ice Technicians:	BENSON Eldie	CAN - Canada
	CONRAD Graham	CAN - Canada

Legend:
 TD Technical Delegate

Competition Schedule

As of WED 13 MAR 2024

Date	Start Time	Session	Sheet A	Sheet B	Sheet C	Sheet D	
SAT 16 MAR	14:00	1	USA - TUR	SWE - CAN	NZL - JPN	KOR - SUI	
	19:00	2	ITA - EST	USA - SUI	SCO - NOR	DEN - CAN	
SUN 17 MAR	9:00	3	NOR - SWE	EST - KOR	TUR - DEN	SCO - NZL	
	14:00	4	KOR - NZL	JPN - TUR	CAN - USA	SWE - ITA	
	19:00	5	DEN - JPN	ITA - SCO	SUI - EST	NOR - USA	
MON 18 MAR	9:00	6	TUR - SUI	NZL - SWE	DEN - SCO		
	14:00	7	NZL - EST	CAN - NOR	USA - ITA	JPN - KOR	
	19:00	8	SCO - SWE	SUI - JPN	NOR - TUR	EST - DEN	
TUE 19 MAR	9:00	9		SWE - TUR	KOR - SCO	ITA - CAN	
	14:00	10	EST - JPN	DEN - USA	ITA - NZL	SUI - NOR	
	19:00	11	CAN - SUI	SCO - EST	SWE - DEN	TUR - KOR	
WED 20 MAR	9:00	12	NOR - NZL	KOR - ITA	JPN - CAN	USA - SWE	
	14:00	13	DEN - ITA	NOR - JPN	EST - TUR	SUI - SCO	
	19:00	14	SWE - KOR	TUR - CAN	SCO - USA	NZL - DEN	
THU 21 MAR	9:00	15	JPN - USA	SUI - NZL	ITA - NOR	CAN - EST	
	14:00	16	TUR - SCO	EST - SWE	DEN - SUI	KOR - NOR	
	19:00	17	NZL - CAN	USA - KOR	JPN - SWE	ITA - TUR	
FRI 22 MAR	9:00	18	SUI - ITA	NOR - DEN	USA - EST	SCO - JPN	
	14:00	19	KOR - DEN	CAN - SCO	TUR - NZL	SWE - SUI	
	19:00	20	EST - NOR	JPN - ITA	CAN - KOR	NZL - USA	
SAT 23 MAR	11:00	Qualification					
	17:00	Semi-finals					
SUN 24 MAR	11:00	Bronze Medal Game					
	17:00	Gold Medal Game					

Note:

First named team in each game plays red-handled stones and wears dark coloured upper playing garments.
 Please check online for more details and the latest updates.