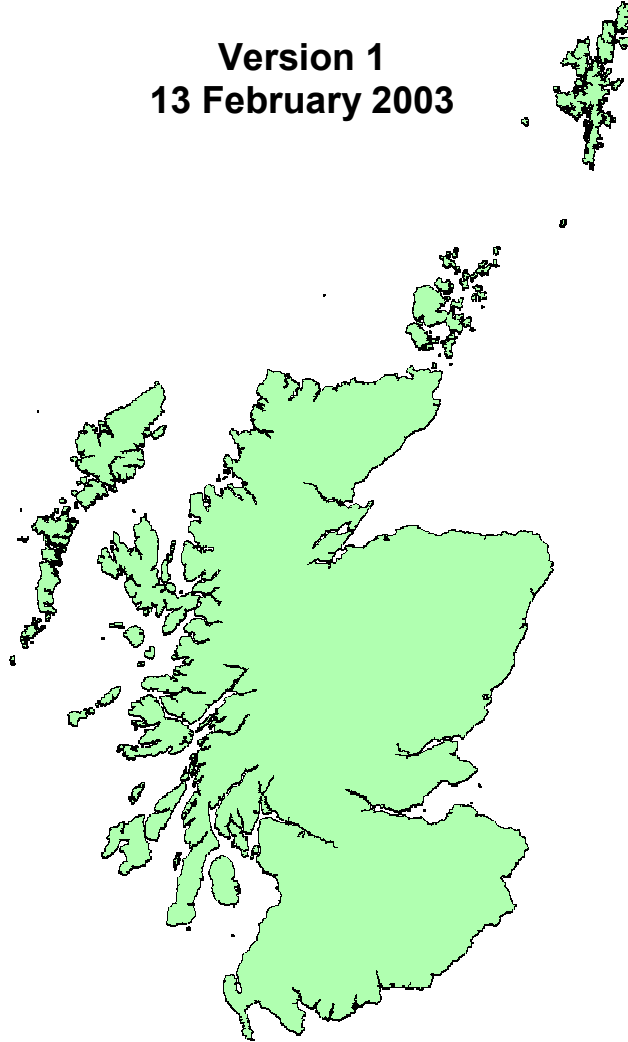


# Scotland's Census 2001

## Supporting Information

Version 1  
13 February 2003



*Contact point:*

*Customer Services, Demography and Dissemination Branch,  
General Register Office for Scotland,  
Ladywell House, Ladywell Road,  
Edinburgh, EH12 7TF*

*Tel : 0131 314 4254, Fax : 0131 314 4696  
E-mail: [customer@gro-scotland.gov.uk](mailto:customer@gro-scotland.gov.uk)  
Website: [www.gro-scotland.gov.uk](http://www.gro-scotland.gov.uk)*

**Scotland's  
CENSUS**

29 APRIL 2001



**General Register Office  
for  
SCOTLAND**  
*information about Scotland's people*

## CONTENTS

---

<b>1.</b>	<b>INTRODUCTION</b>	<b>3</b>
<b>2.</b>	<b>PRODUCTS AND RESULTS</b>	<b>4</b>
	Printed Publications	5
	CD-ROMs	6
	SCROL	9
	Bulk Delivery	9
	Customised or commissioned results	10
	Other non-statistical products	10
	Contacts	12
<b>3.</b>	<b>POPULATION BASES</b>	<b>13</b>
	Population Base	13
	Students and schoolchildren	13
<b>4.</b>	<b>COMMUNAL ESTABLISHMENTS</b>	<b>14</b>
	Communal Establishment	14
	Communal Establishment Resident	14
<b>5.</b>	<b>GEOGRAPHY</b>	<b>15</b>
	Census Areas	15
<b>6.</b>	<b>ONE NUMBER CENSUS</b>	<b>22</b>
	A One Number Census	22
	Introduction to the One Number Census	22
	How the CCS worked	23
	Step by step outline of the ONC	23
	Quality assurance	23
	Dependence between the Census and CCS	24
	Over count	24
	Precision of the ONC results	24
	Census response	25
<b>7.</b>	<b>EDIT AND IMPUTATION</b>	<b>26</b>
	Background	26
	Methodology	26
<b>8.</b>	<b>DISCLOSURE CONTROL</b>	<b>28</b>
<b>Appendix A.</b>	<b>TOPICS</b>	<b>29</b>
	A.1 Communal Establishment	29
	A.2 Cultural	37
	A.3 Demographics	53
	A.4 Education	67
	A.5 Health	71
	A.6 Household Accommodation and Dwelling	74
	A.7 Labour Market	80
	A.8 Socio-economic Classification (NS-SeC)	106
	A.9 Transport	109
<b>Appendix B.</b>	<b>GLOSSARY</b>	<b>112</b>

---

# 1. INTRODUCTION

This supporting information has been compiled to help users understand and make effective use of the results of the 2001 Census in Scotland.

This is version 1 of the information and the information will be updated to take account of additional information as it becomes available, such as levels of edit and imputation, or to take account of changes to the output, such as footnotes in the output tables. The latest version of the Supporting Information will be available on the Census pages of the GROS website ([www.gro-scotland.gov.uk](http://www.gro-scotland.gov.uk)) or by contacting GROS Customer Services. A PDF version of the Supporting Information is available for downloading and printing here.

## **Census Background**

This section provides some background to the development and taking of the 2001 Census, covering topics such as legislation, enumeration and processing.

## **One Number Census**

The One Number Census (ONS) project integrates the 2001 Census counts with the estimated underenumeration so that all census outputs add to one number – the national population estimate, which has been adjusted for underenumeration. The primary source in estimating the underenumeration was the Census Coverage Survey (CCS).

## **Edit and Imputation**

Further information on edit and imputation strategy employed by GROS to estimate missing data and resolving inconsistencies in responses.

## **Disclosure Control**

The Registrar General has a legal obligation not to reveal information collected in confidence in the Census about individual people and households. Protecting the Census data is of key importance and this section details the steps that have been taken to safeguard confidentiality and protect against disclosure of personal information provided on the Census form.

## **Topics**

This section provides important information about the classifications used in the 2001 Census. It covers: differences between parts of the UK; comparability with the 1991 Census; variable definitions; data classifications; and standard derived variables.

## **Geography**

Census results are available for a wide range of Census areas and this section provides some background on these areas and how they are defined.

## **Products/Results**

This section provides information on the range of products that are available from the 2001 Census in Scotland and guidance on where to obtain more information or advice on the most appropriate products for your needs.

## **Glossary**

The glossary provides descriptions for over 150 frequently used Census terms. To assist users many of these have been cross-referenced to other entries in the Supporting Information.

## 2. PRODUCTS AND RESULTS

### Products/Results

A range of Census products are available, or will be available shortly, to meet a wide range of users of Census data. They are intended to cover both users who wish to obtain a broad overview for a particular area, to more demanding users who require very detailed and specific information about a topic – and all types of use in between.

The aim is to deliver different statistical outputs each consisting of a set of tables. The detail within the tables in each statistical product varies to ensure that the results for the full range of Census topics is available for a wide range of areas (see geography).

The statistical outputs are:

Output/dataset	Description	Products
Key Statistics	<p>These consist of 24 tables. For each Census variable the percentage in each main category is presented enabling comparisons between areas.</p> <p>Key Statistics are available for all of the Census <u>areas</u></p> <p>To view the table outlines for Key Statistics click <a href="#">here</a></p>	<ul style="list-style-type: none"> <li>– <a href="#">Key Statistics for Council areas and Health Board areas (printed)</a></li> <li>– <a href="#">Key Statistics for Settlements and Localities (printed)</a></li> <li>– <a href="#">SCROL</a></li> <li>– <a href="#">SCROL CD1</a></li> <li>– <a href="#">SCROL CD2</a></li> <li>– <a href="#">SCROL CD3</a></li> <li>– <a href="#">SCROL CD6</a></li> </ul>
Census Area Statistics (CAS)	<p>These consist of: 82 Simple cross-tabulations of two or more Census variables; and, 5 CAS Theme tables, tables grouped for a selection of sub-populations.</p> <p>Census Area Statistics are available for all of the <u>Census areas</u>.</p> <p>To view the table outlines for Census Area Statistics click <a href="#">here</a></p> <p>To view the table outlines for CAS Theme tables click <a href="#">here</a></p>	<ul style="list-style-type: none"> <li>– <a href="#">Reference Volume Scotland (printed)</a></li> <li>– <a href="#">SCROL</a></li> <li>– <a href="#">SCROL CD3</a></li> <li>– <a href="#">SCROL CD4</a></li> <li>– <a href="#">SCROL CD6</a></li> </ul>
Univariate Statistics	<p>Univariate statistics consist of 56 Tables covering the main Census variables showing the number in each main category.</p> <p>Univariate statistics are available for all of the <u>Census areas</u>.</p> <p>To view the table outlines for Univariate Statistics click <a href="#">here</a></p>	<ul style="list-style-type: none"> <li>– <a href="#">Reference Volume Scotland (printed)</a></li> <li>– <a href="#">SCROL</a></li> <li>– <a href="#">SCROL CD1</a></li> <li>– <a href="#">SCROL CD2</a></li> <li>– <a href="#">SCROL CD3</a></li> <li>– <a href="#">SCROL CD6</a></li> </ul>

Standard Tables	<p>There are 116 Standard Tables and 17 Theme tables, which are equivalent to the two components of the CAS tables above but, where appropriate, with slightly more detailed classifications.</p> <p>Some tables (on ethnicity and the members of the Armed Forces) will only be available for a given area if the areas satisfies certain confidentiality conditions.</p> <p>Standard Tables are available for Standard wards, Standard sectors, Council; Areas, Health Board Areas, Scottish Parliamentary Regions, Scottish Parliamentary constituencies, and Westminster Parliamentary Constituencies.</p> <p>To view the table outlines for Standard Tables click <a href="#">here</a> To view the table outlines for Standard Theme tables click <a href="#">here</a></p>	<ul style="list-style-type: none"> <li>- <a href="#">Reference Volume Scotland (printed)</a></li> <li>- <a href="#">SCROL</a></li> <li>- <a href="#">SCROL CD5</a></li> </ul>
-----------------	-------------------------------------------------------------------------------------------------------------------------------------------------------------------------------------------------------------------------------------------------------------------------------------------------------------------------------------------------------------------------------------------------------------------------------------------------------------------------------------------------------------------------------------------------------------------------------------------------------------------------------------------------------------------------------------------------------------------------------------------------------------------------------------	-------------------------------------------------------------------------------------------------------------------------------------------------------------------------------

## **PRINTED PUBLICATIONS**

There are five printed publications that have been designed to highlight and summarise the main results from the Census and act as reference material for easy identification of the available material. The five publications are:

### **2001 Population Report**

*– published 30 September 2002*

This report presented the first results from the 2001 Census in Scotland and contains the resident population as at Census Day, 29 April 2001, and the Registrar General's mid-year estimates of the population as at 30 June 2001. Data for both 2001 Census and mid-2001 estimates are given for council area by five-year age groups and sex.

The Report can be viewed on the Census pages of the GROS website. Printed copies are also available from GROS Customer Services at a cost of £5.

### **Registrar General's 2001 Census Report to the Scottish Parliament**

*– published 13 February 2003*

The report presents a succinct overview of the main Census results, drawing out the key results from all of the Census statistical outputs/datasets. It consists of 24 tables focusing on Scotland level information, with some information for Council areas supported by commentary to explain the results and their significance.

A PDF version of the Report is available on the Census pages of the GROS website. Printed copies are also available from GROS Customer Services at a cost of £6.

## **Key Statistics for Council areas and Health Board areas Scotland**

*– published 13 February 2003*

This report provides a complete picture of the 32 Councils and 15 Health Boards in Scotland as at Census Day using the full range of Census data. These key statistics contain 24 tables providing distributions in the form of percentages with appropriate denominators enabling easy comparisons between areas for the full range of Census variables.

A PDF version of The Key Statistics Report is available on the Census pages of the GROS website. Printed copies are also available from GROS Customer Services at a cost of £6.

## **Key Statistics for Settlements and Localities Scotland**

*– March 2003*

This report provides a complete picture for nearly 500 settlements and localities as at Census Day using the full range of Census data. These key statistics contain 24 tables providing distributions in the form of percentages with appropriate denominators enabling easy comparisons between areas across the full range of Census variables.

Printed copies of the report can be pre-ordered by contacting GROS Customer Services.

## **Reference Volume Scotland**

*– March 2003*

This volume has been designed and prepared as a reference tool. It includes every pre-defined statistical table, apart from Key Statistics, or all tables within the Statistical outputs/datasets listed here, but at the Scotland level only. It enables the user to easily identify what tables are available and at what area level. The user can then source the relevant information from a number of different delivery channels (paper, CD, Customer Services) etc.

Printed copies of the report can be pre-ordered by contacting GROS Customer Services.

## **CD ROMs**

*– available March 2003*

Six CDs have been developed to provide users with desktop access to the different statistical products at key area levels. In addition to the results, the CDs also contain supporting information to aide the user's understanding of the data, and tabulation software (SuperTABLE) that enables the user to undertake more detailed analysis of the data. The software enables users to:

- Rearrange the tables using simple "drag and drop" methods;
- Easily construct calculations and derivations;
- Present the results as charts; and,
- "Export" the tables for use in other software.

There are six CD ROM products providing access to the statistical outputs at different Census areas.

### **SCROL CD1 Key Statistics and Univariate Statistics for Administrative and Electoral Areas**

All 24 Key Statistics tables and 56 Univariate statistic tables are provided for the following geographies:

- Scotland,
- Council areas
- Health board areas
- Scottish Parliamentary Regions and Scottish Parliamentary Constituencies
- CAS Wards

Tables are provided in HTML format and SuperTABLE format and the CD is accessible via all operating platforms.

### **SCROL CD2 Key Statistics and Univariate Statistics for Output Areas, Wards and Sectors**

All 24 Key Statistics tables and 56 Univariate statistic tables are provided for the following geographies:

- Scotland,
- Council areas
- CAS Wards
- CAS Sectors
- Standard Table Wards
- Standard Table Sectors
- Output Areas

Tables are provided in SuperTABLE format and the CD is only accessible via Windows platforms.

### **SCROL CD3 Key Statistics, Univariate Statistics and CAS for Settlements and Localities**

All 24 Key Statistics tables, 56 Univariate statistic tables and 87 CAS and CAS Theme tables are provided for the following geographies:

- Scotland,
- Settlements and Localities

Tables are provided in SuperTABLE format and the CD is only accessible via Windows platforms.

### **SCROL CD4 CAS for Output Areas and Selected Higher Areas**

All 82 Census Area Statistics tables, and 5 CAS Theme tables are provided for the following geographies:

- Scotland,
- Council areas
- CAS Wards
- CAS Sectors
- Standard Table Wards
- Standard Table Sectors
- Health Board areas
- Scottish Parliamentary Regions and Constituencies
- Output Areas

Tables are provided in SuperTABLE format and the CD is only accessible via Windows platforms.

### **SCROL CD5 Standard Tables for Wards, Sectors and Selected Higher Areas**

All 116 Standard Tables and 17 Standard Theme tables are provided for the following geographies:

- Scotland,
- Council areas
- Health Board areas
- Scottish Parliamentary Regions and Constituencies
- Standard Table Wards
- Standard Table Sectors

Tables are provided in SuperTABLE format and the CD is only accessible via Windows platforms.

### **SCROL CD6 Key Statistics, Univariate Statistics and CAS for Civil Parishes and Inhabited Islands**

All 24 Key Statistics tables, 56 Univariate Statistics tables and 87 CAS and CAS Theme tables for the following geographies:

- Scotland,
- Civil Parishes
- Inhabited Islands

CDs will be available during March 2003. To obtain more information on the CDs or pre-order copies of the CDs, contact GROS Customer Services.



This website has been developed to improve the use of, and access to, the results from the 2001 Census in Scotland.

The website has been designed to meet the needs of a wide range of existing and potential users. It offers a wide variety of facilities to enable users to use, explore and understand the full potential of Census output within the confidentiality constraints needed to avoid disclosure of information.

Through the website the user will be able to:

- Identify and retrieve any of the pre-defined tables from the Area Statistics through either a search or list facility;
- Use an interactive map and gazetteers to define areas of interest, refine selections for specific geographies, group specific geographical units, or simply roam using standard pan and zoom functions;
- View thematic maps for pre-defined topics;
- View commentary and text which helps the user understand the tables and geography; and
- Download the tables for use locally.

## **BULK DELIVERY**

Although the results are available in a number of different formats, GROS recognises that some users will want all of the tables either for particular areas or for all areas in a non-proprietary format. This will enable users to load the data into local software for analysis (e.g. within GIS systems) or for analysis with other data.

This will be delivered via two channels:

1. **SCROL** has a data warehouse facility, which enables users to easily download all of the tables for a particular area level. Files are compressed to reduce the download time and it is estimated that the biggest file (314 tables for Scotland or about 220kb) would download in approximately 70 seconds. (Assumes a 56 k modem used with download rate of about 3KB per second).

The data file is in CSV format and is accompanied by an index file containing the contents of the downloaded file.

2. **GROS Customer Services** – for users who wish to receive all of the data for all of the lowest level geography for which a data set is available, GROS customer services provides a bulk delivery service. Files will be generated in CSV format for each of the statistical outputs/datasets for the lowest level for which that data is available (e.g. Key Statistics at Output Area or Standard Tables for ST Wards etc).

These files will carry a basic charge for each area level provided. Any requirements for subsets/extensions of the information available will be considered as commissioned output and users will be charged for the cost of compiling the information.

For more information on file formats and charges please contact GROS Customer Services.

## CUSTOMISED OR COMMISSIONED RESULTS

GROS Customer Services provides a service that enables users to obtain information in a form, which is not readily available in the other products or delivery channels. There are two key requirements that they will fulfil:

### Commissioned Tables

Users can request additional tables to meet any needs not met by the material in the Census products. For instance, users may require detailed categories of occupation and industry cross-tabulated at the Scotland level only, which are not part of the pre-defined tables provided in the Census products.

Each request will be checked to ensure that the information provided does not breach confidentiality conditions. If the request does not pass the confidentiality conditions then users will be asked to modify their request (without charge).

Commissioned tables are subject to a charge of £20 per completed hour taken to fulfil the request. Customer services will inform the user of the expected charge before work begins, but it is expected that the majority of requests will take longer than one hour to complete and will therefore not incur a charge.

## OTHER NON-STATISTICAL PRODUCTS

In addition to the products, which focus on the statistical results of the Census there, are other non-statistical products, which can be used as, stand-alone products or to support and enhance the statistical Census products. These products are:

### Geography products

One of the key reporting elements of the products and datasets is the geography or area that a table reports on, such as council area. To support and enhance the use and understanding of the Census results, three geography products are available. More information on the Census Areas and how they have been created is available in the [Geography section](#) of the Supporting Information.

#### 1. *Digital boundaries for Output Areas*

Digitised boundaries may be loaded into a user's own Geographic Information System and combined with Census datasets to create visual analyses of the results. It will also enable non-Census geographies to be created for analysis with Census data or enable other data to be linked to these boundaries.

The boundaries are available free of charge but are subject to terms and conditions of supply. To obtain a copy of the boundaries or more information about the terms and conditions of supply please contact **GROS Customer Services**.

#### 2. *2001 Postcode to Output Area Index*

This index, or look-up table, simply indicates to which area a postcode belongs. It can be particularly helpful to users who may wish to compare other postcode-based data with Census results. Contact GROS Customer Services to obtain a copy of the Index.

### 3. *Output Area to Higher Area Index*

This index, or look-up table, provides a link between the Output Area and the “higher” area that the Output Area belongs to. This enables users to aggregate some output on an Output Areas base to a “higher” area, such as council area or civil Parish. Contact GROS Customer Services to obtain a copy of the Index.

## **Census Evaluation**

The report ‘Taking Scotland’s 2001 Census – A Review’ provides the Registrar General’s assessment of how the Census in Scotland measured up against its four strategic aims. The report contains four parts, which are published on the GROS website as they become available. Each part of the report is written in isolation from the remaining parts, and the lessons learned will be reviewed in light of future parts of the report.

The four parts and their publication or expected publication dates are:

- Census User Needs and Legislation (Published May 2002)
- Census Operations (Part published, remainder *by* end March 2003)
- Quality of Census Results (*by* end July 2003)
- Value for Money (*by* end July 2003)

## CONTACTS

Customer Services  
Demography and Dissemination Branch  
General Register Office for Scotland  
Ladywell house  
Ladywell Road  
EDINBURGH  
EH12 7TF

Tel: 0131 314 4254  
Fax: 0131 314 4696  
International: Tel: +44 131 314 4254  
Fax: +44 131 314 4696

Email: [customer@gro-scotland.gov.gsi.uk](mailto:customer@gro-scotland.gov.gsi.uk)

Separate Censuses were carried out, on the same day and using similar methodologies, in England and Wales, and Northern Ireland. Information on these Censuses is available from:

### England and Wales

Census Customer Services  
Office for National Statistics  
Segensworth Road  
Titchfield  
Fareham  
Hants  
PO15 5RR  
Tel: 01329 913800  
Fax: 01329 813587  
International: Tel: +44 1329 813800  
Fax: +44 1329 813587  
E-mail: [census.customerservices@ons.gov.uk](mailto:census.customerservices@ons.gov.uk)  
Website: [www.statistics.gov.uk](http://www.statistics.gov.uk)

### Northern Ireland

Census Customer Services  
Northern Ireland Statistics and  
Research Agency  
McAuley House  
2-14 Castle Street  
Belfast  
BT1 1SA  
Tel: (028) 9034 8160  
Fax: (028) 9034 8161  
International: Tel: +44 28 9034 8160  
Fax: +44 28 9034 8161  
E-mail: [census.nisra@dfpni.gov.uk](mailto:census.nisra@dfpni.gov.uk)  
Website: [www.nisra.gov.uk](http://www.nisra.gov.uk)

### **3. POPULATION BASES**

#### **Population Base**

The 2001 Census has been conducted on a resident basis. This means the statistics relate to where people usually live, as opposed to where they are on Census night. In 2001 Students and schoolchildren studying away from the family home are counted as resident at their term-time address. In 1991 and 1981 students were counted as resident at their vacation address. As in 1981 and 1991, residents absent from home on Census night were required to be included on the Census form at their usual/resident address. Unlike 1991 and 1981 wholly absent households were legally required to complete a Census form on their return. No information is provided on people present, but not usually resident to Persons Present as such, (Persons Present Population Base 1991).

#### **Students and Schoolchildren**

Students and schoolchildren in full-time education studying away from the family home are enumerated as resident at their term-time address. Basic demographic information only (name, sex, age, marital status and relationship) is collected at their 'home' or 'vacation' address. This information will not allow the derivation of a separate Population Base with students at vacation address. Apart from one or two tables where these students and schoolchildren are specifically identified, for all main output they will not be counted at their vacation address. The information on families, household size and Household Composition for their vacation address will not include them. They are not included in the 'all person' count for their vacation address. The person variables, apart from age, sex, marital status and relationship, will be coded 'not applicable'. In the 1991 Census, students and schoolchildren were treated as resident at their vacation address.

Students so classified are not necessarily in full-time education and are not students who were working or in some other way were economically active.

## **4. COMMUNAL ESTABLISHMENTS**

### **Communal Establishment**

A Communal Establishment is defined as an establishment providing managed residential accommodation. Managed means full-time or part-time supervision of the accommodation.

In most cases (for example, prisons, large hospitals, hotels) communal establishments can be easily identified. However, difficulties can arise with small hotels, guesthouses and sheltered accommodation. Special rules apply in these cases:

- Small hotels and guesthouses are treated as Communal Establishments if they have the capacity to have 10 or more guests, excluding the owner/manager and his/her family.
- Sheltered housing is treated as a communal establishment if less than half the residents possess their own facilities for cooking. If half or more possess their own facilities for cooking (regardless of use) the whole establishment is treated as separate households.

### **Communal Establishment Resident**

The basic 'Household Resident' definition of resident applies when determining whether someone is a resident of a Communal Establishment. Where clarification is needed, a resident is any person who has been living, or intends to live, in the establishment for six months or more. People visiting the establishment on Census day who do not have a usual address elsewhere are also classified as a resident. Usual residents absent on Census day were left a Census form for statutory completion on their return to the establishment.

In some tables the term 'Residents' excludes members of staff and their families.

### **Persons Sleeping Rough**

Persons Sleeping Rough are those identified as 'absolutely homeless', that is people sleeping, or bedded down, in the open air (such as on the streets, or in doorways, parks or bus shelters); people in buildings or other places not designed or suitable for habitation. They are included in the standard tables as residents in communal establishments (with residents of hostels for the homeless).

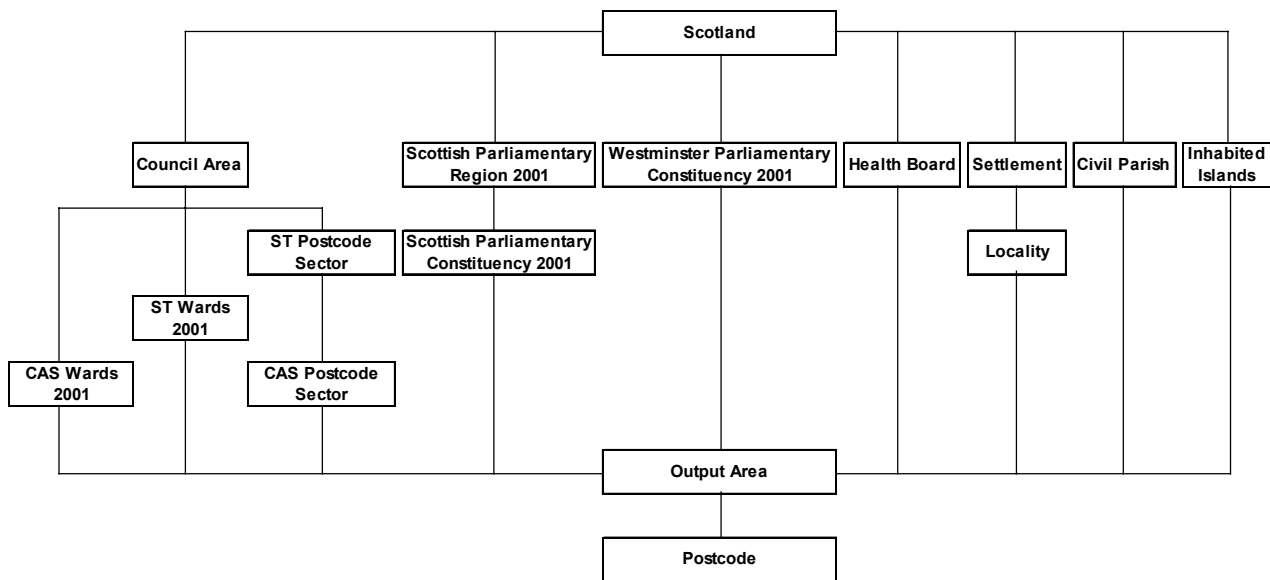
### **Resident staff and family**

In many tables residents of communal establishments whose position in the establishment is given as 'staff or owner' or 'relative of staff or owner' are shown separately or excluded from the table

## 5. GEOGRAPHY

### **GEOGRAPHY**

Results from the 2001 Census are available for a wide range of Census areas, from the smallest area, Output Area, to the largest area, Scotland. The main Census Areas for which results will be made available have been decided in consultation with users. The main building bricks for Census areas are output areas and all higher geographies are built from output areas. The diagram below depicts how the different areas nest into higher areas, all derived from output areas. Any area for which Census output is produced is the aggregation of Output Areas that approximate best to the area. OAs will aggregate exactly to a council area but not necessarily to any other type of area.



### **CENSUS AREAS**

#### **Postcode**

All Census geography is based on the set of postcodes and their boundaries, which were frozen in December 2000. Any postcode collected in enumeration that does not belong to this set was replaced during processing by the most appropriate frozen postcode. Counts of the number of households with residents and the number of residents in each postcode are generated during processing. These headcounts are used to create Output Areas and are also published in their own right as a Census product on the postcode index.

The Postcode to Output Area Index is a look-up table that indicates to which Output Area a Postcode belongs. Contact [GROS Customer Services](#) to obtain a copy of the Index.

## **Ad hoc areas**

These will be aggregated from the optimal set of the area types formed in most cases from Output Areas so CAS level information will be available.

## **Output Area**

Output Areas (OAs) for 2001 are created as groups of postcodes nesting as well as possible into the following areas: Council Area, 2001 locality, 1991 OA, postcode sector and 2001 electoral ward in descending order of preference (when not all postcodes in the OA belong to a single combination of these area types). The main aim governing this order of areas is to give continuity with the 1991 OA while ensuring, as far as possible, that 2001 OAs fit into the locality or urban area which is seen as an increasingly important area type.

The Output Areas cover a sufficiently small area that user defined, or ad-hoc, areas can be created while maintaining a sufficient level of quality for user defined areas.

GROS creates only one set of OAs and allocates all other output geographies using the OA as the building brick. Each OA will be assigned to an area in a 'higher' geography by first selecting one of the postcodes in the OA as a 'master' postcode. The OA inherits all of the characteristics of the master postcode including its assignments to higher areas and its centroid grid reference.

The OA is the building brick for geographies based on either of the two 'remote' postcodes collected on the Census form: address one year ago and destination of travel to work or study.

An index, or a look-up table is available which provides a link between the OA and the "higher" areas that the OA belongs to, enabling users to aggregate OA level Census results to "higher" areas, such as Council areas or user defined areas. Contact [GROS Customer Services](#) to obtain a copy of the OA Index.

## **Council Areas**

The Council Area is the main area for 2001 output. Council Areas were created on 1 April 1996 following a review of the local government structure in Scotland and the Council Areas provide a single tier of local government covering the whole of Scotland. There are 32 Council Areas in Scotland. They are groupings of contiguous electoral wards that are contained within a boundary defined by statute and Council Each is divided into contiguous electoral wards. Each ward is contained within a boundary defined by statute..

## **Parliamentary Constituencies**

Parliamentary Constituencies are defined in terms of wards existing at the time of their definition, 2001 wards do not nest exactly into any of the current parliamentary areas: Scottish Parliamentary Regions, Scottish Parliamentary Constituencies, or Westminster Parliamentary Constituencies.

## **Health Board Areas**

In 1974, 15 Health boards were set up to administer the Scottish Health Service. Health Board areas have remained unchanged since their inception.



## Postcode sector

A postcode sector is the set of unit postcodes that are the same apart from the last two characters and has been used in Census output since 1981. Special postcode sectors are created for Census output to ensure that sectors conform to a minimum threshold and do not cross Council Area boundaries. Because the confidentiality thresholds (method B disclosure control differ for Census Area Statistics (CAS) and Standard tables (ST), there are two types of postcode sectors in Census output: Standard Table (ST) and Census Area Statistic (CAS).

- Census Area Statistics (CAS) - First postcode sectors that cross council areas are split and each treated as a postcode sector in its own right. Then as described above (using master postcodes) OAs are assigned to postcode sectors. The resulting 1,010 aggregations we denoted CAS sectors will meet the minimum threshold for CAS (20 households and 50 persons). CAS sector names that include '(part)' indicate that the original sector had to be split.
- Standard Table (ST) - ST Sectors that are mergers of CAS sectors are labelled 'DD1 1;DD1 3' with a semi-colon to indicate the merger. Where a CAS sector fails to meet the minimum threshold for Standard tables (400 households and 1,000 persons) it is merged with one or more neighbouring CAS sectors within the same council area so that these thresholds are met.

Census data is not available for true postcode sectors because they cross council area boundaries.

The method for creating CAS and ST sectors can lead to cases of multi-extent sectors or instances where a sector is not wholly contained within one boundary and may consist of a number, usually two, of non-contiguous boundaries for the same sector. More information explaining how this

## 2001 wards

There are two types of Census wards, CAS and Standard Table (ST). These are both created by aggregating output areas and are only best fit for electoral wards. No census information is available for true electoral wards.

- Census Area Statistics (CAS) - As described above (using master postcodes) OAs are assigned to electoral wards. The resulting 1,222 aggregations are denoted CAS wards and will fall within a council area boundary and meet a threshold of 20 households and 50 persons.
- Standard Table (ST) –Where CAS wards fall below the ST thresholds (400 households and 1,000 persons) they are merged with neighbouring CAS wards to exceed the threshold. It is also necessary to make a few adjustments to ST wards so as to remove any 'slivers' below ST threshold created by differencing ST wards and ST sectors. The processes result in 1,176 ST wards

ST Wards that are mergers of CAS wards are labelled 'South Ronaldsay; Holm and Burray' with a semi-colon to indicate the merger. For slivers, ST wards containing part, or sliver, of a CAS ward are labelled ending in part 'Innerleithen and Walkerburn; Peebles and District South (part)'. The method for creating CAS and ST wards can lead to cases of multi-extent wards or instances where a ward is not wholly contained within one boundary and may consist of a number, usually two, of non-contiguous boundaries for the same ward. More information explaining how this happens and the extent of the occurrence is given in the section on multi-extent wards and sectors.

## **Settlement and locality**

2001 Settlements, of which there are 492, have been created from groups of neighbouring urban postcodes grouped so that each group of postcode unit contains at least a given number of addresses per hectare and the group contains at least 500 residents.

Localities are sub-divisions of 2001 Settlements that are based on 1991 Locality boundaries.

## **Civil Parish**

Although Civil Parishes lost their former administrative function in 1929, they have changed very little since the 20<sup>th</sup> Century and Census data has been produced for these areas for all Censuses from 1891. There are 871 Civil Parishes. For the 2001 Census, Civil Parishes are a best-fit aggregation of 2001 output areas.

## **Inhabited Islands**

*At the time of the Census, there were 117 islands known to receive mail of which 95 were recorded as having at least one resident during enumeration. The process of creating Output Areas resulted in the smaller islands (in terms of population) becoming merged with neighbouring islands. Census output is to be produced for 53 islands or groups of islands that meet the confidentiality thresholds for Census Area Statistics.*

## **Hectarage**

The area of each Output Area (OA) in hectares forms part of the OA to higher areas index information and are derived from the OA digital boundaries. The hectarage of higher areas is aggregated from OAs, except for Scotland, the council areas and the health boards. Ordnance Survey supplied the hectarage of Scotland, the council areas and the health boards.

## Multi-extent wards and sectors

GROS create all census output geographies using the Output Area (OA) as the building brick. During processing, some non-contiguous census output geographies have been created for census wards and sectors i.e. they are split by another area of the same type.

Details of the areas affected are:-

- CAS Wards: 172 of 1,222 areas have two (or more) extents.
- CAS Sectors: 59 of 1,010 areas have two (or more) extents.
- ST Wards: 158 of 1,176 areas have two (or more) extents.
- ST Sectors: 51 of 859 areas have two (or more) extents.

Council Area	Number of multi-extent areas			
	CAS ward	CAS sector	ST ward	ST sector
<b>Scotland</b>	<b>172</b>	<b>59</b>	<b>158</b>	<b>51</b>
Aberdeen City	5	4	5	4
Aberdeenshire	8	5	8	5
Angus	4	1	4	1
Argyll and Bute	9	2	9	1
Clackmannanshire	1	0	1	0
Dumfries and Galloway	3	0	2	0
Dundee City	4	1	4	0
East Ayrshire	4	2	5	2
East Dunbartonshire	5	0	5	0
East Lothian	1	0	1	0
East Renfrewshire	1	0	0	0
Edinburgh, City of	8	2	8	2
Eilean Siar	6	3	3	3
Falkirk	3	1	3	0
Fife	12	4	12	3
Glasgow City	5	7	5	5
Highland	14	5	12	5
Inverclyde	3	1	3	1
Midlothian	2	0	2	0
Moray	1	4	1	4
North Ayrshire	4	2	4	2
North Lanarkshire	12	1	10	1
Orkney Islands	1	1	0	1
Perth and Kinross	6	1	5	0
Renfrewshire	5	1	4	1
Scottish Borders	5	0	6	0
Shetland Islands	7	2	3	2
South Ayrshire	4	2	4	2
South Lanarkshire	10	3	10	2
Stirling	4	0	4	0
West Dunbartonshire	4	0	4	0
West Lothian	11	4	11	4

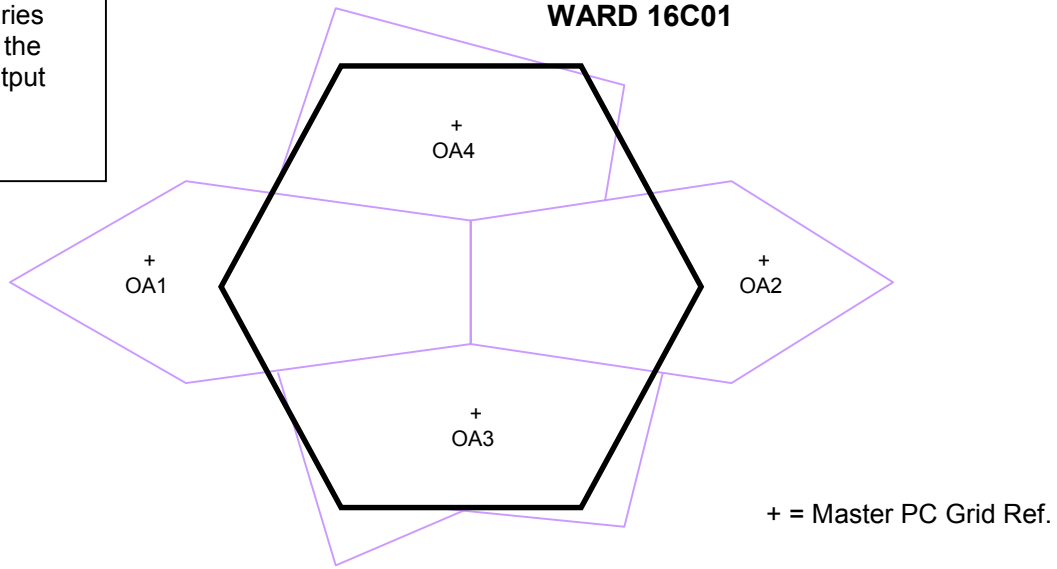
## How does this happen?

For example, there are 158 non-contiguous Standard (ST) wards out of a total of 1,176 i.e. these CAS Wards have more than one extent.

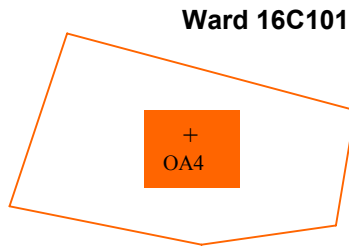
- Each postcode has a National Grid Reference assigned by inspection to the building nearest the centre of the populated part of the postcode. OAs are groups of adjoining postcodes and are the lowest geographic level used in the presentation of Census results. A Master Postcode is selected for each OA and its Grid Reference becomes the OA Grid Reference in order to index the complete OA to higher census geographic areas.
- Postcode boundaries - and hence Output Area boundaries - do not match Electoral Ward boundaries exactly, other than by coincidence. Each OA whose Grid Reference is inside the same Electoral Ward boundary is used to aggregate to a CAS Ward. Non-contiguity occurs when the shape of the constituent OAs of one CAS Ward splits another CAS Ward.

## Example of Multi-extent ward

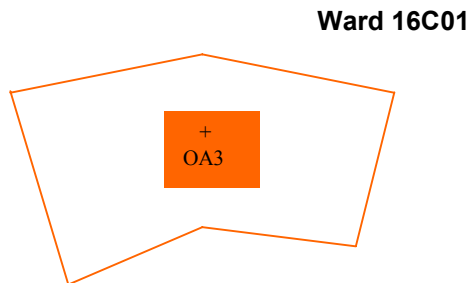
Output Area boundaries are drawn based on the rules for drawing Output Areas



The CAS ward is then drawn based on the Output Areas whose master postcode lies within the original electoral ward boundary – creating a multi-extent ward.



RESULTANT  
CAS WARD  
Is non-contiguous



## 6. ONE NUMBER CENSUS

### A One Number Census

Census 2001 results are the first Census results to represent the entire population. This was achieved through a project known as the 'One Number Census' (ONC). There were two key elements of the ONC, an independent follow-up survey (CCS) and then estimation and imputation processes.

The Census Coverage Survey (CCS) involved face to face interviews with a sample of 40,000 households from every Council Area in Scotland. In the past, the total population given by a census was the raw count, but by combining the results of the 2001 Census and the CCS, it was possible to estimate the total resident population - the 'one number' - to a high level of precision, about  $\pm 0.33$  per cent in Scotland. It was also then possible to impute synthetic people into synthetic households or Census households so that the Census database was fully adjusted for biased under enumeration at a local level.

### Introduction to the One Number Census

It was clear from the evaluation of the 1991 Census that there was biased under enumeration. Certain groups of people such as young men aged 20-30 were undercounted. However, the 1991 Census follow-up survey for estimating undercount was not large enough to fully identify the extent and distribution of under-enumeration. As a result, the national population estimates for 1991 were based on demographic estimates. This in turn led to low - level census counts that did not add to national and local authority level totals.

We knew the 2001 Census would not get a 100% response. Indeed, it was expected that the response rate would be lower in 2001 than in 1991. The pattern of increasing difficulty of obtaining response to a census is also evident in other countries. Users were clear that for 2001 they wanted a fully adjusted set of counts covering 100 per cent of the population. The One Number Census project (ONC) was designed to meet this need.

Therefore, a much larger post-enumeration survey (the Census Coverage Survey, CCS) was carried out. In Scotland, the survey included about 40,000 households and 90,000 people. The results from the CCS were compared to the results of the Census so that we could determine the proportion and the characteristics of people missed by the Census

The data collected in the CCS allowed the One Number Census Project to estimate and adjust the Census database for under-enumeration so that all statistics add up to 'One Number'. It also ensured that robust results could be obtained for Council Areas.

The ONC methodologies were researched and developed over a number of years by a joint team of Government Statisticians and Academics from the University of Southampton. The work was overseen by a steering committee that included experts from central government, statistical agencies overseas, other academic institutions and local government. In addition, census users were consulted at several stages in the methodological development process through census user group meetings and workshops. Detailed information on the methodology is available via the ONS web site <http://www.statistics.gov.uk/census2001/onc.asp>.

## **How the CCS worked**

The CCS was specifically designed to allow Census population counts to be adjusted for under-enumeration at the national, local and small area level. It was an independent interview survey of a sample of about 2,400 postcodes containing 40,000 households drawn from all Council Areas in Scotland. The sample design took into account the uneven distribution of under-enumeration across the country in 1991 by stratifying by a 'Hard to Count' index based upon 1991 characteristics likely to be associated with under-enumeration, such as the number of multi-occupied addresses.

The CCS was as operationally independent from the 2001 Census as practicable. The CCS postcode sample was confidential. CCS interviewers did not have Census enumerator address lists. They did not see the Census forms from the area where they were interviewing nor worked in the same areas for the Census and the CCS.

The interviewers made as many calls as necessary to achieve an interview but within a 3-week period. The timing of these calls was varied to maximise the probability of making contact. The CCS in Scotland achieved a response from 95 per cent of the households identified by interviewers.

## **Step by step outline of the ONC**

The One Number Census process involved a number of stages:

- A Census Coverage Survey was conducted during May/June 2001;
- Records from the CCS were matched to those from the 2001 Census;
- From the results of the matching and using dual system estimation techniques, an estimate of those persons missed by both the Census and the CCS was made;
- The 'missing' population combined with the Census population gave an estimate of the true population of the sample areas;
- Populations for each local authority by age and sex were then estimated using a combination of standard regression and small area estimation techniques;
- Households and persons estimated to have been missed by the Census were then imputed to produce a fully adjusted Census database; and finally
- All population estimates were quality assured using demographic analysis and comparison with aggregate level administrative data.

## **Quality assurance**

All ONC population estimates were quality assured. The population of each local authority by age and sex were compared to diagnostic ranges derived from rolled-forward population estimates and aggregated administrative sources (such as Birth Registration and Pensions data). These ranges gave a set of values within which we expected, prior to the Census, the ONC estimates to fall. Where the age/sex ONC estimates fell outside of the diagnostic ranges, checks of the ONC results were undertaken with respect to sample sizes, outliers, etc and contingency action was taken if necessary.

The quality assurance process included analysis for each local authority of a number of specific population subgroups known from 1991 to be prone to under-enumeration. These were full-time students, armed forces and prisoners. The estimates for these

subgroups were compared with data from other official sources to determine whether the results were plausible. This separate quality assurance was necessary, as the CCS did not cover large communal establishments. Adjustments were made where significant under-enumeration was identified. This resulted in about 3,450 Armed forces personnel being added to the estimates for Scotland.

### **Dependence between the Census and CCS**

For the ONC process to produce unbiased estimates of the population it is necessary for the Census and the Census Coverage Survey to be as independent of each other as practicable. As described above, there were arrangements in place to achieve this - with Census and CCS operations being kept entirely separate in the field. If the two attempts at enumerating the same population are independent, it is possible to not only estimate those missed by either the Census or the CCS but to also estimate those missed by both - the dual system approach.

Nevertheless, people who are difficult to count in a census are also difficult to count in a post-enumeration survey such as the CCS. A methodology was used to identify areas where such dependency was marked and to adjust for that dependence. An additional 40,600 people were added to the population estimates for Scotland.

### **Over count**

The ONC methodology was principally concerned with identifying and adjusting for Census under-enumeration. However, part of the CCS interview was also aimed at identifying any potential over count in the 2001 Census, that is persons enumerated as resident at more than one address. The expectation was that over-enumeration only occurs accidentally. Examples of such possibilities include people recorded at second homes and their main residence and children who live a proportion of time with separated parents. Analysis of responses to the CCS in England and Wales by ONS indicated that the level of overcount in the 2001 census was negligible - less than 0.1 per cent of the population were estimated to have been counted twice. This is well within the estimated precision of the ONC estimates ( $\pm 0.2$  per cent for England and Wales) and has therefore been taken as not significant in calculating the ONC estimates.

### **Precision of the ONC results**

The quality assurance process means that the Census figures are the best estimates we can make of the population. However, they are estimates and therefore subject to a margin of error. A 95 per cent confidence interval is a range within which the true population would fall for 95 per cent of the times the sample survey was repeated. For Scotland, the confidence interval is  $\pm 0.33\%$ . A confidence interval of 0.33% is equivalent to  $\pm 16,700$ .

For Council Areas, the percentage margins of error are larger, ranging from  $\pm 1.6\%$  in Argyll & Bute to  $\pm 0.5\%$  in North Lanarkshire and South Lanarkshire. This is the first time it has been possible to estimate the level of precision for a census with any confidence. It should be noted that, as with all statistical analysis, these standardised calculations do not capture all sources of variation and there will also be, for example, response, capture and coding errors - these will be outlined in full in the 2001 Census Quality Report



available in 2003. However, our assessment is that, having made an adjustment for dependency, the ONC results remain the best central estimates possible of the population on Census Day 2001.

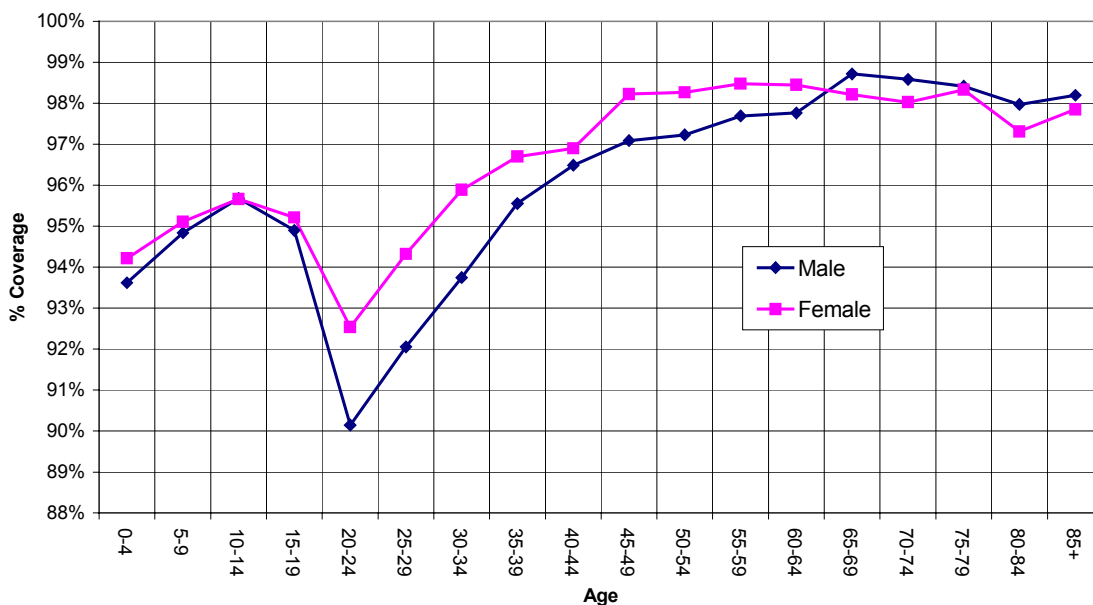
### Census response

In 1991, the estimated *coverage* of the Census in Scotland was 98 per cent. This was the proportion of the population accounted for in the Census results. It included some 2 per cent estimated by enumerators to be resident in identified households but from whom no completed Census form was collected. Thus *Census response* in 1991, defined as the proportion of the population counted on returned Census forms, was 96 per cent in Scotland.

If the 2001 Census had been conducted in the same way as it was in 1991, it is estimated that 97 per cent of the population in Scotland would have again been *covered*. This includes some 2 per cent of the population estimated to be resident in households identified by enumerators but from who no completed Census form was returned. Census response in 2001 for Scotland is therefore estimated to be 95 per cent, 1 per cent lower than in 1991. This decline in response rates is in line with changes observed for large-scale Government Surveys during the 1990s.

Census response rates indicate that under enumeration in the 2001 Census varied across all areas or age-sex groups. The patterns of Census response were as expected, that is response rates were lowest for persons in their twenties, particularly men. Response rates by age and sex are shown in Chart 1. 2001 Census response by age-sex group for Scotland as a whole varied from 98.7 per cent for men aged 65-69 years old to 90.1 per cent for males aged 20-24.

Chart 1 Census Response Rates by Age and Sex



## 7. EDIT AND IMPUTATION

### Edit and Imputation

People completing Census forms can sometimes make mistakes or accidentally leave questions unanswered. Inherent in optical scanning are errors caused by bad handwriting or dust on the forms. Users of Census data did not wish to fill in gaps in tables containing 'not known' responses by making estimates for missing values, nor did they wish to have to cope with inconsistencies within or between tables caused by mistakes. There was a danger that different users would make estimates for the complete population in different ways, creating inconsistencies between their results. Consequently, the Census offices put in place an Edit and Imputation strategy, with the aim of estimating for all missing data and resolving inconsistencies in responses.

### Background

For the 2001 Census, the Office for National Statistics, on behalf of all the UK Census offices, devised an Edit and Donor Imputation System (EDIS) and applied it to individual records. It was designed to iron out inconsistencies (edit) and fill in the gaps in the data (imputation) we received from people and households, - except for the voluntary questions on religion.

The One Number Census process, described elsewhere, imputed complete records, whole households and individuals who were missed from the Census.

### Methodology

Edit and Imputation can be sub-divided into the following elements:

**Multi-tick rules** dealt with cases where more than one answer box was ticked but only one option was allowed.

**Range checks** prevented answers being outside an acceptable range.

**Filter rules** resolved some inconsistencies and set fields to 'No Code Required' where questions were answered but should not have been. The variable Activity Last Week was also derived at this stage.

A set of **Edit rules** dealt with responses which appeared to be in error or inconsistent when compared with answers to other questions. Edit either changed the response to a specific answer or blanked it out and left it to imputation to determine the value.

Edit also identified unlikely, but not impossible responses, which the Census offices dealt with according to how improbable the numbers of unlikely responses, were.

The **Imputation** component filled in all items, which were still missing at the end of the Edit stage. It did this by searching through the data for a similar person or household (the donor) whose responses it copied over into the gaps on the records with missing answers (the recipient). The Office for National Statistics had drawn up a series of criteria to determine what was meant by 'similar'. These criteria were adapted for Scottish data and entailed defining a suitable selection of variables (Primary Matching Variables) to match on for each missing item. There were rules to cope with recipients with several

missing items. There were also rules to ensure that each donor was not used too frequently.

If a record failed to find a donor or if it had been left with any missing relationship codes, the missing values were assigned by **Fallback** processing. Fallback worked on the principle of a cold deck. It chose a value from a representative set of values applicable to the variable concerned. The set of values had probabilities attached.

Even after a record had gone through fallback processing, it was possible for some records still to contain missing variables because a consistent answer could not be found. As customers would not accept any missing answers these households had to be corrected. For person records in households with 8 or less persons this was done by substituting a household chosen at random from an error free set. For all other records it was done by a data file amendment.

A **data file amendment** consists of editing the values of fields on each record in error individually. As this is expensive, such edits were kept to a minimum.

### **To come**

The General Register Office for Scotland will provide more detailed information on the levels of edit and imputation at a later date.

## 8. DISCLOSURE CONTROL

### Disclosure Control

There is a legal obligation not to reveal information collected in confidence in the Census about individual people and households. In presenting very detailed results from the Census, protecting this data is of key importance. Disclosure of information in Census output is prevented by a combination of methods.

- A. Setting a target or average size for output areas (50 households)
- B. Setting a minimum size of areas for key output (e.g. 20 households and 50 residents for CAS)
- C. Creating only one set of output areas (two sets of overlapping OAs could be 'differenced' to create unintended below-threshold areas)
- D. Limiting the detail in classifications used in tables
- E. Record swapping before tabulation

Methods A to D are aimed at ensuring that there is only a limited number of cases in which all the households or persons in one of the categories of a variable in a table belong to a single category in another variable. When this happens, information can be disclosed from the table about those households or persons. For example, if there were only one Chinese person in an output area, a table for that output area tabulating ethnicity (with 'Chinese' as a category) by employment status would reveal that person's employment status. Therefore, a further measure is needed so that no one can be certain that any such instance relates to actual individuals or households. That measure is Method E which completes the disclosure control package by swapping a small proportion of Census records. A swapped record is then tabulated in a different output area from where the data was collected but the aggregated statistics are not materially affected. This approach has been independently reviewed and endorsed by Dick Carter of Statistics Canada.

In addition to the above, one of the conditions of using Census data is that users will undertake not to attempt to obtain or derive information about a specific individual or household, nor to claim to have obtained or derived such information.

The means to protect confidentiality varies within the UK but all three UK Census Offices include the essential Method E in their package of measures.

## APPENDIX A TOPICS

In the following, under each Census variable is listed its name on the Census database, the section of the Census form in which the data was collected (unless the variable is derived from several Census questions the applicability of the variable and the variables categories (list of possible values). Where there are differences between Scottish data and England & Wales and Northern Ireland, information has been provided for all 3 Census Offices to allow users to analyse the information from a UK perspective.

### A.1. Communal Establishment

#### A.1.1 Client Age

##### CECLIENTAGE

**4** Which of the following client groups does this establishment cater for?

♦ ✓ *at least one box in both Section A and B below*

**A**  Elderly  
 Adults  
 Children

This variable records the age group(s) of the clients of the communal establishment. Respondents are asked to tick all boxes that apply.

It is not used in standard output and is currently held as a compound field indicating which of the three tick boxes have been ticked.

Applicability: All occupied communal establishments, UK

100	Elderly
010	Adults
001	Children
011	Adults and Children
101	Elderly and Children
110	Elderly and Adults
111	Elderly, Adults and Children

Not applicable (XXX) comprises Persons Sleeping Rough.

## A.1.2 Client Type

### CECLIENTTYPE

**4 Type of Resident**

Which of the following client groups does your establishment cater for?

♦ ✓ *at least one box in Section A and at least one in Section B below*

**A: Age group of clients**

Elderly

Adults

Children

**B: Characteristics of clients**

Physical Disability

Learning Disability

Mental Health Problems

Convalescent or Post-Operative Care

Drug/Alcohol Problems

Terminal Illness/Respite Care

Chronic Illness Care

Acute Illness Care

Elderly

Students

Prisoners including Young Offenders

Nurses

Armed Forces Personnel

Homeless

Other

This variable records the type of clients of the communal establishment. Respondents are asked to tick all boxes that apply.

It is not used in standard output and is currently held as a compound field consisting of 0s or 1s indicating which of the sixteen tick boxes (fifteen in Scotland) have been ticked.

Applicability: All occupied communal establishments, UK

The positional values of the compound field are:

1. Physical Disability
2. Learning Disability
3. Mental Health Problems
4. Convalescent or Post-Operative Care
5. Drug/ Alcohol Problems
6. Terminal Illness/ Respite Care
7. Chronic Illness Care
8. Acute Illness Care
9. Elderly
10. Students
11. Prisoners/ Offenders
12. Nurses

- 13. Armed Forces Personnel
- 14. Homeless
- 15. Other
- 16. No usual residents (not Scotland)

### **A.1.3 Communal Establishment, Combined Type and Management**

#### **CECTMCEWS and CECTMCNI**

These derived variables are a combination of Communal Establishment Type (CETCUK) and Communal Establishment Management Type (CEMTYPE). A different classification is used for standard output in Northern Ireland.

#### **CECTMCEWS**

Applicability: All communal establishments, England, Wales and Scotland

##### **Medical and Care Establishments**

###### **NHS**

- 00 Psychiatric hospital
- 01 Other hospital / home

###### **Local Authority**

- 02 Children's home
- 03 Nursing home
- 04 Residential care home
- 05 Other home

###### **Housing Association**

- 07 Home or hostel

###### **Other**

- 08 Nursing home
- 09 Residential care home
- 10 Children's home
- 11 Psychiatric hospital
- 12 Other hospital
- 13 Other medical and care home

##### **Other Establishments**

- 14 Defence establishments (including ships)
- 15 Prison Service establishments
- 16 Probation / Bail hostel (not Scotland)
- 17 Education establishments (including halls of residence)
- 18 Hotel, boarding house, guest house
- 19 Hostel (including youth hostels, hostels for the homeless and persons sleeping rough)
- 20 Civilian ship, boat or barge
- 21 Other

Total number of categories: 21

## **CECTMCNI**

Applicability: All communal establishments, Northern Ireland

### **Medical and Care Establishments**

#### **'NHS/Health and Social Services Board' managed**

- |    |                             |
|----|-----------------------------|
| 01 | Psychiatric hospital/home   |
| 02 | General or other hospital   |
| 03 | Childrens home              |
| 04 | Nursing home                |
| 05 | Residential care home       |
| 06 | Other medical and care home |

#### **Non 'NHS/Health and Social Services Board' managed**

- |    |                             |
|----|-----------------------------|
| 07 | Psychiatric hospital/home   |
| 08 | General or other hospital   |
| 09 | Children's home             |
| 10 | Nursing home                |
| 11 | Residential care home       |
| 12 | Other medical and care home |

### **Other Establishments**

- |    |                                                                                       |
|----|---------------------------------------------------------------------------------------|
| 13 | Defence establishments (including ships)                                              |
| 14 | Prison Service establishments                                                         |
| 15 | Probation/Bail hostel                                                                 |
| 16 | Education establishments (including halls of residence)                               |
| 17 | Hotel, boarding house, guest house                                                    |
| 18 | Religious community                                                                   |
| 19 | Hostel (including youth hostels, hostels for the homeless and persons sleeping rough) |
| 20 | Civilian ship, boat or barge                                                          |
| 21 | Other                                                                                 |

Total number of categories: 21



## A.1.4 Communal Establishment Type

### CETCUK

<b>England/Wales</b>	<b>Scotland</b>	<b>Northern Ireland</b>
<p><b>1 What is the nature of this establishment?</b></p> <p>♦ ✓ <i>one box only</i></p> <p><b>Medical and Care Establishments</b></p> <p><input type="checkbox"/> General Hospital</p> <p><input type="checkbox"/> Psychiatric Hospital/Home</p> <p><input type="checkbox"/> Other Hospital</p> <p><input type="checkbox"/> Nursing Home</p> <p><input type="checkbox"/> Residential Care Home</p> <p><input type="checkbox"/> Children's Home (including secure units)</p> <p><input type="checkbox"/> Other Medical and Care Home</p> <p style="text-align: right;">▶ Go to <b>2</b></p> <p><b>Other Establishments</b></p> <p><input type="checkbox"/> Defence Establishment (including ships)</p> <p><input type="checkbox"/> Prison Service Establishment</p> <p><input type="checkbox"/> Probation/Bail Hostel</p> <p><input type="checkbox"/> Educational Establishment (including halls of residence)</p> <p><input type="checkbox"/> Hotel, Boarding House, Guest House</p> <p><input type="checkbox"/> Hostel (including youth hostels, hostels for the homeless)</p> <p><input type="checkbox"/> Civilian Ship, Boat or Barge</p> <p><input type="checkbox"/> Other</p> <p style="text-align: right;">▶ Go to <b>4</b></p>	<p><b>1 Nature of Establishment</b></p> <p>Please tick the box that best describes your establishment.</p> <p>♦ ✓ <i>one box only</i></p> <p><b>Medical and Care Establishments</b></p> <p><input type="checkbox"/> General Hospital</p> <p><input type="checkbox"/> Psychiatric Hospital/Home</p> <p><input type="checkbox"/> Other Hospital</p> <p><input type="checkbox"/> Nursing Home</p> <p><input type="checkbox"/> Residential Care Home</p> <p><input type="checkbox"/> Children's Home (including secure units)</p> <p><input type="checkbox"/> Other Medical and Care Home</p> <p>If you have ticked a box under 'Medical and Care Establishments' then ▶ Go to 2</p> <p><b>Other Establishments</b></p> <p><input type="checkbox"/> Defence Establishment (including ships)</p> <p><input type="checkbox"/> Prison and Young Offenders' Institutions</p> <p><input type="checkbox"/> Educational Establishment (including Halls of Residence)</p> <p><input type="checkbox"/> Hotel, Boarding House, Guest House</p> <p><input type="checkbox"/> Hostels (including youth hostels, hostels for the homeless)</p> <p><input type="checkbox"/> Civilian Ship, Boat or Barge</p> <p><input type="checkbox"/> Other</p> <p>If you have ticked a box under 'Other Establishments' then ▶ Go to 4</p>	<p><b>1 What is the nature of this establishment?</b></p> <p>♦ ✓ <i>one box only.</i></p> <p><b>Medical and Care Establishments</b></p> <p><input type="checkbox"/> General Hospital</p> <p><input type="checkbox"/> Psychiatric Hospital/Home</p> <p><input type="checkbox"/> Other Hospital</p> <p><input type="checkbox"/> Nursing Home</p> <p><input type="checkbox"/> Residential Care Home</p> <p><input type="checkbox"/> Children's Home (including secure units)</p> <p><input type="checkbox"/> Other Medical and Care Home</p> <p style="text-align: right;">▶ Go to <b>2</b></p> <p><b>Other Establishments</b></p> <p><input type="checkbox"/> Defence Establishment (including ships)</p> <p><input type="checkbox"/> Prison Service Establishment</p> <p><input type="checkbox"/> Probation/Bail Hostel</p> <p><input type="checkbox"/> Educational Establishment (including halls of residence and boarding schools)</p> <p><input type="checkbox"/> Hotel, Boarding House, Guest House</p> <p><input type="checkbox"/> Religious Community</p> <p><input type="checkbox"/> Hostel (including youth hostels, hostels for the homeless)</p> <p><input type="checkbox"/> Civilian Ship, Boat or Barge</p> <p><input type="checkbox"/> Other</p> <p style="text-align: right;">▶ Go to <b>4</b></p>

This variable describes the nature of the establishment.

It is based on the responses to the questions above. In addition there is a box for enumerator use only, which is ticked for persons sleeping rough.

Applicability: All communal establishments, UK

- |    |                                                            |
|----|------------------------------------------------------------|
| 01 | General Hospital                                           |
| 02 | Psychiatric Hospital/Home                                  |
| 03 | Other Hospital                                             |
| 04 | Nursing Home                                               |
| 05 | Residential Care Home                                      |
| 06 | Children's Home (including secure units)                   |
| 07 | Other Medical and Care Home                                |
| 08 | Defence Establishments (including ships)                   |
| 09 | Prison Service Establishment                               |
| 10 | Probation/ Bail Hostel (not Scotland)                      |
| 11 | Educational Establishment                                  |
| 12 | Hotel, Boarding House, Guest House                         |
| 13 | Hostel (including youth hostels, hostels for the homeless) |
| 14 | Civilian Ship, Boat or Barge                               |
| 15 | Other                                                      |
| 16 | Religious Community (Northern Ireland only)                |
| 17 | Persons Sleeping Rough                                     |

Total number of categories: 17

## **A.1.5 Communal Establishment Management Type**

### **CEMTYPE**

<b>3</b>	<b>Who is responsible for the management of this establishment?</b>
◆	✓ <i>one box only</i>
<input type="checkbox"/>	NHS
<input type="checkbox"/>	Local Authority
<input type="checkbox"/>	Housing Association
<input type="checkbox"/>	Charity/Voluntary Organisation
<input type="checkbox"/>	Sole Proprietor/Partnership/Private Company
<input type="checkbox"/>	Other

This variable describes the type of management of the establishment.

The question is only asked for the following types of establishment:

General Hospital  
Psychiatric Hospital/ Home  
Other Hospital  
Nursing Home  
Residential Care Home  
Children's Home (including secure units)  
Other Medical and Care Home

Applicability: All Medical and Care Establishments, UK

- 1 NHS
- 2 Local Authority/ District Council
- 3 Housing Association
- 4 Charity/ Voluntary Organisation
- 5 Sole Proprietor/ Partnership/ Private Company
- 6 Other
- X Not applicable

Total number of categories: 7

## **A.1.6 Position within Communal Establishment**

### **POSPUK**

#### ***England/Wales***

**R1 What is your position in this establishment?**

Staff or owner

Relative of staff or owner

Other (for example, resident, patient, student)

#### ***Scotland***

◆ State your position in this establishment (tick one box).

Staff or owner

Relative of staff or owner

Other (for example, resident, patient, student)

#### ***Northern Ireland***

**R1 What is your position in this establishment?**

Staff or owner

Relative/partner of staff or owner

Other (for example, resident, patient, student)

This variable records whether a person is a resident of the communal establishment, or a member of staff or the owner, or their relative, who usually lives at the establishment.

Applicability: All people in communal establishments, UK

- 1 Staff or owner
- 2 Relative of staff or owner
- 3 Other
- X Not applicable

Total number of categories: 4

Not applicable (X) comprises:

- All people in households

## **A.1.7 Communal Establishment Registration Status**

### **CEREGSTAT**

#### **Q2 England/Wales**

**2 Is this establishment registered?**

♦ ✓ *one box only*

Yes, with a Health Authority

Yes, with a Local Authority

Yes, with both a Health Authority and a Local Authority

No

#### **Q2 Northern Ireland**

**2 Is this establishment registered?**

♦ ✓ *one box only.*

Yes, with a Health and Social Services Board

Yes, with a District Council

Yes, with both a Health and Social Services Board and a District Council

No

#### **Q2 Scotland**

**2 Registration Status**

**Is your establishment registered with a Health Board or Council?**

♦ ✓ *one box only*

Yes, with the Health Board

Yes, with the Council (Local Authority)

Yes, with both the Health Board and the Council (Local Authority)

No

This variable describes whether or not the establishment is registered and who with. The question is only asked for the following types of establishment:

- General Hospital
- Psychiatric Hospital/ Home
- Other Hospital
- Nursing Home
- Residential Care Home
- Children's Home (including secure units)
- Other Medical and Care Home

Applicability: All Medical and Care Establishments, UK

- 1 Health Authority, Health Board, Health and Social Services Board
- 2 Local Authority, Council, District Council
- 3 Both
- 4 Neither
- X Not applicable

Total number of categories: 5

Not applicable (X) comprises other establishment types

## A.2 CULTURAL

### A.2.1 Country of Birth

#### COBPUK

<i>England &amp; Wales</i>	<i>Scotland</i>	<i>Northern Ireland</i>
<p><b>7</b> What is your country of birth?</p> <p><input type="checkbox"/> England    <input type="checkbox"/> Wales</p> <p><input type="checkbox"/> Scotland</p> <p><input type="checkbox"/> Northern Ireland</p> <p><input type="checkbox"/> Republic of Ireland</p> <p><input type="checkbox"/> Elsewhere, <i>please write in the present name of the country</i></p> <p><input type="text"/></p> <p><input type="text"/></p>	<p><b>12</b> What is your country of birth?</p> <p><input type="checkbox"/> Scotland</p> <p><input type="checkbox"/> England</p> <p><input type="checkbox"/> Wales</p> <p><input type="checkbox"/> Northern Ireland</p> <p><input type="checkbox"/> Republic of Ireland</p> <p><input type="checkbox"/> Elsewhere, <i>please write in the present name of the country</i></p> <p><input type="text"/></p> <p><input type="text"/></p>	<p><b>9</b> What is your country of birth?</p> <p><input type="checkbox"/> Northern Ireland</p> <p><input type="checkbox"/> England    <input type="checkbox"/> Wales</p> <p><input type="checkbox"/> Scotland    <input type="checkbox"/> Republic of Ireland</p> <p><input type="checkbox"/> Elsewhere, <i>please write in the present name of the country</i></p> <p><input type="text"/></p> <p><input type="text"/></p>

This question records each person's country of birth. A different order is used for the tick box responses for England and Wales, Scotland and Northern Ireland. Where there is no applicable tick-box, the respondent is asked to write-in the present name of their country of birth. The variable is coded using the ONS Geography Classification of Countries (OGCC) (a coding system used in some other ONS outputs).

Applicability: All people, UK

The most detailed classification used in standard output is:

#### Europe

- United Kingdom
- England
- Scotland
- Northern Ireland
- Wales
- UK part not specified
- Republic of Ireland
- Ireland part not specified
- Channel Islands and Isle of Man
- Other Western Europe
- EU countries
- France
- Germany
- Italy
- Netherlands
- Spain
- Other EU
- Non EU countries in Western Europe
- Eastern Europe
- Poland
- Other Eastern Europe

#### Africa

- North Africa
- Central and Western Africa
- Nigeria
- Other Central and Western Africa
- South and Eastern Africa
- Kenya
- South Africa
- Zimbabwe
- Other South and Eastern Africa

#### Asia

- Middle East
- Cyprus
- Iran
- Other Middle East
- Far East
- China
- Hong Kong
- Japan
- Malaysia

Singapore  
Other Far East  
South Asia  
Bangladesh  
India  
Pakistan  
Other South Asia

### North America

Canada  
Caribbean & West Indies  
Jamaica  
Other Caribbean & West Indies  
USA  
Other North America

### South America

### Oceania

Australia  
New Zealand  
Other Oceania

### Other

The following list gives the countries available for commissioned output. The codes in italics and brackets represent the corresponding OGCC codes. (nos) stands for 'not otherwise specified'.

### Europe

United Kingdom  
    England (064)  
    Northern Ireland (152)  
    Scotland (179)  
    Wales (220)  
    UK (n.o.s) (078, 213)  
Channel Islands (003, 044, 083, 083A,  
                  083B, 083C, 103, 177)  
Isle of Man (128)  
Republic of Ireland (097)  
Ireland (nos) (930)  
Other Western Europe  
EU Countries  
    Austria (012)  
    Belgium (019)  
    Denmark (057)  
    Finland (070)  
    France (071)  
    Germany (075)  
    Greece (079, 079A, 079B, 079C)  
    Italy (099, 099A)  
    Luxembourg (120)  
    Netherlands (144)  
    Portugal (164, 164A)  
    Spain (190, 190C)  
    Sweden (195)  
Non EU Countries in Western Europe  
    Andorra (005)

Gibraltar (077)  
Iceland (092)  
Liechtenstein (118)  
Malta and Gozo (127)  
Monaco (135)  
Norway (153)  
San Marino (175)  
Switzerland (196)  
Europe (nos) (927)

### Eastern Europe

Albania (002)  
Belarus (018)  
Bosnia and Herzegovina (025, 088)  
Bulgaria (032)  
Commonwealth of (Russian)  
    Independent States (nos) (048)  
Croatia (053)  
Czech Republic (056, 227)  
Estonia (066)  
Hungary (091)  
Latvia (113)  
Lithuania (119)  
Macedonia (121)  
Montenegro (138)  
Moldova (134)  
Poland (163)  
Romania (168)  
Russia (169)  
Serbia (181, 181A)

Slovakia (185)  
Slovenia (186)  
Turkey (206)  
Ukraine (231)  
Union of Soviet Socialist States  
(nos) (228)  
Yugoslavia (nos) (223)

## **Africa**

### North Africa

Algeria (004)  
Canary Islands, Ceuta and Melilla  
(190A, 190B, 190D)  
Cape Verde (039)  
Egypt (062)  
Libya (117)  
Mauritania (130)  
Morocco (139)  
Sudan (192)  
Tunisia (205)  
North Africa (nos) (921)

### Central and Western Africa

Benin (021)  
Burkina Faso (033)  
Cameroon (037)  
Central African Republic (042)  
Chad (043)  
Congo (050)  
Equatorial Guinea (065)  
Gabon (072)  
Gambia (073)  
Ghana (076)  
Guinea (084)  
Guinea – Bissau (085)  
Ivory Coast (100)  
Liberia (116)  
Mali (126)  
Niger (149)  
Nigeria (150)  
Sao Tome and Principe (176)  
Senegal (180)  
Sierra Leone (183)  
Togo (202)  
Democratic Republic of Congo  
(224, 006A)  
West Africa (nos) and Africa (nos)  
(922, 939)

### South and Eastern Africa

Angola (006)  
Botswana (026)  
Burundi (035)  
Comoros (049)  
Djibouti (058)  
Ethiopia (067)  
Kenya (106)  
Lesotho (115)  
Madagascar (122)  
Malawi (123)  
Mauritius (131)  
Mozambique (140)  
Namibia (141, 189E)  
Reunion (167)  
Rwanda (170)  
St. Helena and Dependencies  
(172, 172A-G)  
Seychelles (182)  
Somalia (188)  
South Africa  
(189, 189A, 189B, 189C)  
Swaziland (194)  
Tanzania (200)  
Uganda (210)  
Zambia (225)  
Zimbabwe (226)  
Eritrea (229)  
East Africa (nos) (920)

## **Asia**

Middle East  
Bahrain (015)  
Cyprus (055)  
Iran (095)  
Iraq (096)  
Israel (098)  
Jordan (104)  
Kuwait (110)  
Lebanon (114)  
Occupied Territories (Gaza and  
West Bank) (098A, 156)  
Oman (154)  
Qatar (166)  
Saudi Arabia (178)  
Syrian Arab Republic (197)  
United Arab Emirates  
(212, 212A-G)  
Yemen (222, 222A)  
Middle East (nos) (931)

## Far East

Brunei (031)  
Myanmar (034)  
Cambodia (036)  
China (046, 046A, 164B)  
Hong Kong (046B)  
Indonesia (011C, 094, 094B)  
Japan (102)  
Korea, Democratic People's  
Republic of (108)  
Korea, Republic of (109)  
Laos (112)  
Malaysia (124)  
Mongolia (136)  
Philippines (161)  
Singapore (184)  
Taiwan (198)  
Thailand (201)  
Vietnam (219)

## Asian countries in former USSR

### (Middle East)

Armenia (230)  
Azerbaijan (013)  
Georgia (074)

### (Far East)

Kazakhstan (105)  
Kyrgyzstan (111)  
Tajikistan (199)  
Turkmenistan (207)  
Uzbekistan (216)

## South Asia

Afghanistan (001)  
Bangladesh (016)  
British Indian Ocean Territory (029)  
Bhutan (023)  
India (093, 093A)  
Maldives (125)  
Nepal (143)  
Pakistan (155)  
Sri Lanka (191)  
Asia (nos) (924)

## North America

Canada (038, 071G)

United States of America (214)

## West Indies

Anguilla (007)  
Antigua and Barbuda  
(008, 008A, 008B)  
Bahamas (014)  
Barbados (017)  
Bermuda (022)  
British Virgin Islands (030)  
Cayman Islands (041)  
Dominica (059)  
Grenada (081)  
Guadeloupe (071D)  
Jamaica (101)  
Martinique (071E)  
Montserrat (137)  
Netherland Antilles  
(145, 145B, 145C)  
St Christopher (St Kitts) – Nevis  
(171)  
St Lucia (173)  
St Vincent and the Grenadines  
(174)  
Trinidad and Tobago (204)  
Turks and Caicos Islands (208)  
US Virgin Islands (214H)  
West Indies (nos) (937)

## Caribbean

Cuba (054)  
Dominican Republic (060)  
Haiti (087)  
Puerto Rico (165)

## Other North America

Belize (020)  
Costa Rica (052)  
El Salvador (063)  
Greenland (080)  
Guatemala (082)  
Honduras (089)  
Mexico (132)  
Nicaragua (148)  
Panama (157, 157A)



**South America**

Argentina (009)  
Bolivia (024)  
Brazil (027)  
Chile (045)  
Columbia (047)  
Ecuador (061)  
Falkland Islands (068, 068A, 068B)  
French Guiana (071A)  
Guyana (086)  
Paraguay (159)  
Peru (160)  
Suriname (193)  
Uruguay (215)  
Venezuela (218)  
South America (nos) (934)

**Other**

At sea (900)  
In the air (903)  
Elsewhere not stated (299)

**Oceania**

Australia (011)  
Caroline Islands (040)  
Cook Islands (051)  
Fiji (069)  
Kiribati (107)  
Marshall Islands (129)  
Micronesia  
(The Federated States of) (133)  
Nauru (142)  
New Zealand (147)  
Niue (151)  
Papua New Guinea (158)  
Pitcairn Islands Group (162)  
Solomon Islands (187)  
Tonga (203)  
Tuvalu (209)  
Vanuatu (217)  
Western Samoa (221)  
Other Oceania (009A, 011A, 011B,  
011D-F, 028, 045A, 071B, 071C,  
071F, 071H, 074F, 147A, 147B,  
153A-C, 214A-G, 214J)

## A.2.2 Ethnic Group

### ETHPUK

#### England/Wales

**8 What is your ethnic group?**

♦ Choose ONE section from A to E, then ✓ the appropriate box to indicate your cultural background.

**A. White**

British       Irish

Any other White background, *please write in*

**B. Mixed**

White and Black Caribbean

White and Black African

White and Asian

Any other Mixed background, *please write in*

**C. Asian or Asian British**

Indian       Pakistani

Bangladeshi

Any other Asian background, *please write in*

**D. Black or Black British**

Caribbean       African

Any other Black background, *please write in*

**E. Chinese or other ethnic group**

Chinese

Any other, *please write in*

#### Scotland

**15 What is your ethnic group?**

♦ Choose ONE section from A to E, then ✓ the appropriate box to indicate your cultural background.

**A. White**

Scottish

Other British

Irish

Any other White background, *please write in*

**B. Mixed**

Any Mixed background, *please write in*

**C. Asian, Asian Scottish or Asian British**

Indian

Pakistani

Bangladeshi

Chinese

Any other Asian background, *please write in*

**D. Black, Black Scottish or Black British**

Caribbean

African

Any other Black background, *please write in*

**E. Other ethnic background**

Any other background, *please write in*

#### Northern Ireland

**10 To which of these ethnic groups do you consider you belong?**

♦ ✓ one box only.

White

Chinese

Irish Traveller

Indian

Pakistani

Bangladeshi

Black Caribbean

Black African

Black Other

Mixed ethnic group, *write in*

Any other ethnic group, *write in*

The above categories correspond to the tick boxes with the labels specified in Question 15 of the Census form.

This question records each person's perceived ethnic group and cultural background. Although the questions differ between the different parts of the UK, the same detailed codes are used across the UK to code the write-in responses. In standard output the most detailed classification used is 16 groups (England and Wales), 14 groups (Scotland) and 12 groups (Northern Ireland). The full list of categories will be available for commissioned output.

## **ENGLAND AND WALES**

### **White**

- British
- Irish
- Other White

### **Mixed**

- White and Black Caribbean
- White and Black African
- White and Asian
- Other Mixed

### **Asian and Asian British**

- Indian
- Pakistani
- Bangladeshi
- Other Asian

### **Black or Black British**

- Caribbean
- African
- Other Black

### **Chinese or Other Ethnic Group**

- Chinese
- Other Ethnic Group

## **SCOTLAND**

- White Scottish
- Other White British
- White Irish
- Other White

### **Indian**

### **Pakistani and other South Asian**

- Pakistani
- Bangladeshi
- Other South Asian

### **Chinese**

### **Other**

- Caribbean
- African
- Black Scottish or Other Black
- Any Mixed Background
- Other Ethnic Group

## **NORTHERN IRELAND**

### **White**

- White
- Irish Traveller

### **Mixed**

### **Asian**

- Indian
- Pakistani
- Bangladeshi
- Other Asian

### **Black**

- Black Caribbean
- Black African
- Black Other

### **Chinese or Other Ethnic Group**

- Chinese
- Other Ethnic Group

## DETAILED CATEGORIES

British, Mixed British  
Irish  
English  
Scottish  
Welsh  
Cornish  
Northern Irish  
Ulster Scots  
Cypriot (part not stated)  
Greek  
Greek Cypriot  
Turkish  
Turkish Cypriot  
Italian  
Irish Traveller  
Traveller  
Gypsy/Romany  
Polish  
Baltic States (Estonian, Latvian,  
Lithuanian)  
Commonwealth of (Russian)  
Independent States  
Kosovan  
Albanian  
Bosnian  
Croatian  
Serbian  
Other republics which made up the  
former Yugoslavia  
Mixed: Irish and Other white  
Other white European, European Mixed  
Other mixed white  
Other white, white unspecified

White and Black Caribbean  
White and Black African  
White and Asian  
Black and Asian  
Black and Chinese  
Black and White  
Chinese and White  
Asian and Chinese  
Other Mixed, Mixed unspecified

Indian or British Indian  
Pakistani or British Pakistani  
Bangladeshi or British Bangladeshi  
Punjabi  
Kashmiri  
East African Asian  
Sri Lankan  
Tamil  
Sinhalese  
Caribbean Asian  
British Asian  
Mixed Asian  
Other Asian, Asian unspecified

Caribbean  
African  
Somali  
Nigerian  
Black British  
Mixed Black  
Other Black, Black unspecified

Chinese  
Vietnamese  
Japanese  
Filipino  
Malaysian

Buddhist  
Hindu  
Jewish  
Muslim  
Sikh  
Arab  
North African  
Middle Eastern (excluding Israeli, Iranian  
and 'Arab')  
Israeli  
Iranian  
Kurdish  
Moroccan  
Latin American  
South and Central American  
Multi-ethnic islands: Mauritian,  
Seychellois, Maldivian, St Helena  
Any other group

Applicability: All people.

### A.2.3 Language

#### LAN(x)PWSNI

<b>Q9 Wales</b>	<b>Q 16 Scotland</b>	<b>Q7 Northern Ireland</b>
<b>9</b> Can you understand, speak, read, or write Welsh? ♦ ✓ <i>all the boxes that apply.</i> <input type="checkbox"/> Understand spoken Welsh <input checked="" type="checkbox"/> Speak Welsh <input checked="" type="checkbox"/> Read Welsh <input type="checkbox"/> Write Welsh <input type="checkbox"/> None of the above	<b>16</b> Can you understand, speak, read, or write Scottish Gaelic? ♦ ✓ <i>all the boxes that apply.</i> <input type="checkbox"/> Understand spoken Gaelic <input type="checkbox"/> Speak Gaelic <input type="checkbox"/> Read Gaelic <input type="checkbox"/> Write Gaelic <input type="checkbox"/> None of these	<b>7</b> Can you understand, speak, read or write Irish? ♦ ✓ <i>all the boxes that apply.</i> <input type="checkbox"/> Understand spoken Irish <input type="checkbox"/> Speak Irish <input type="checkbox"/> Read Irish <input type="checkbox"/> Write Irish <input type="checkbox"/> None of the above

This question asks the person's abilities in the Welsh language, Scottish Gaelic and the Irish language, through multi-ticking a list of 4 competencies.

Separate variables are provided on the output database for each type of competence.

Applicability: All people, Wales, Scotland, Northern Ireland

#### LANUPWSNI

- 0 Cannot understand spoken language
- 1 Can understand spoken language

#### LANSPWSNI

- 0 Cannot speak language
- 1 Can speak language

#### LANRPWSNI

- 0 Cannot read language
- 1 Can read language

#### LANWPWSNI

- 0 Cannot write language
- 1 Can write language

Total number of categories for each variable: 2

### A.2.4 Multiple Ethnic Identifier

#### MEIGHUK

This household classification provides an indicator of multiple ethnic identities within and between family generations. 'Same ethnic group' is defined as the same category in the 16-group classification (England and Wales), 14-group classification (Scotland) or 12 group classification (Northern Ireland). See Ethnic Group (ETHPUK).

Applicability: All occupied household spaces

- 1 One person household
- 2 All household members have the same ethnic group

- 3 Different identities between generations only
- 4 Different identities within partnerships (whether or not also different identities between generations)
- 5 Any other combination of multiple ethnic identities
- X Not applicable

Total number of categories: 6

Not applicable category (X) comprises: households with no residents

## A.2.5 Religion

### Current religion (RELPUK) and religion brought up in (RELRSNI)

<i>England/Wales</i>	<i>Scotland</i>	<i>Northern Ireland</i>
<p><b>10 What is your religion?</b></p> <p>◆ This question is voluntary. ◆ ✓ one box only.</p> <p><input type="checkbox"/> None</p> <p><input type="checkbox"/> Christian (including Church of England, Catholic, Protestant and all other Christian denominations)</p> <p><input type="checkbox"/> Buddhist</p> <p><input type="checkbox"/> Hindu</p> <p><input type="checkbox"/> Jewish</p> <p><input type="checkbox"/> Muslim</p> <p><input type="checkbox"/> Sikh</p> <p><input type="checkbox"/> Any other religion, <i>please write in</i></p> <p><input type="text"/></p> <p><input type="text"/></p>	<p><b>13 What religion, religious denomination or body do you belong to?</b></p> <p><input type="checkbox"/> None</p> <p><input type="checkbox"/> Church of Scotland</p> <p><input type="checkbox"/> Roman Catholic</p> <p><input type="checkbox"/> Other Christian, <i>please write in</i></p> <p><input type="text"/></p> <p><input type="checkbox"/> Buddhist</p> <p><input type="checkbox"/> Hindu      <input type="checkbox"/> Jewish</p> <p><input type="checkbox"/> Muslim      <input type="checkbox"/> Sikh</p> <p><input type="checkbox"/> Another Religion, <i>please write in</i></p> <p><input type="text"/></p> <p><b>14 What religion, religious denomination or body were you brought up in?</b></p> <p><input type="checkbox"/> None</p> <p><input type="checkbox"/> Church of Scotland</p> <p><input type="checkbox"/> Roman Catholic</p> <p><input type="checkbox"/> Other Christian, <i>please write in</i></p> <p><input type="text"/></p> <p><input type="checkbox"/> Buddhist</p> <p><input type="checkbox"/> Hindu      <input type="checkbox"/> Jewish</p> <p><input type="checkbox"/> Muslim      <input type="checkbox"/> Sikh</p> <p><input type="checkbox"/> Another Religion, <i>please write in</i></p> <p><input type="text"/></p>	<p><b>8 Do you regard yourself as belonging to any particular religion?</b></p> <p><input type="checkbox"/> Yes    ► Go to <b>8a</b></p> <p><input type="checkbox"/> No      ► Go to <b>8b</b></p> <p><b>8a What religion, religious denomination or body do you belong to?</b></p> <p><input type="checkbox"/> Roman Catholic</p> <p><input type="checkbox"/> Presbyterian Church in Ireland</p> <p><input type="checkbox"/> Church of Ireland</p> <p><input type="checkbox"/> Methodist Church in Ireland</p> <p><input type="checkbox"/> Other, <i>please write in</i></p> <p><input type="text"/></p> <p><input type="text"/></p> <p style="text-align: right;">► Go to <b>9</b></p> <p><b>8b What religion, religious denomination or body were you brought up in?</b></p> <p><input type="checkbox"/> Roman Catholic</p> <p><input type="checkbox"/> Presbyterian Church in Ireland</p> <p><input type="checkbox"/> Church of Ireland</p> <p><input type="checkbox"/> Methodist Church in Ireland</p> <p><input type="checkbox"/> Other, <i>please write in</i></p> <p><input type="text"/></p> <p><input type="text"/></p> <p><input type="checkbox"/> None</p>

These questions ask the person to record their religion. In Scotland there is a separate question asking for the religion the person was brought up in. In Northern Ireland, people who do not regard themselves as belonging to any religion are asked to record the religion they were brought up in. A write-in is provided where the person's religion is not provided as a tick box response. A detailed list of codes was used to code the write-in responses for England and Wales and Northern Ireland. This list contains some codes, added during processing, which are only applicable in Northern Ireland. Write-in answers are not coded in Scotland.

Missing answers will not be imputed so the classifications include a 'not stated' category. The classifications used in standard output are:

## ENGLAND AND WALES

Christian  
Buddhist  
Hindu  
Jewish  
Muslim  
Sikh  
Other religions  
No religion  
Not stated

## NORTHERN IRELAND

Catholic  
Presbyterian Church in Ireland  
Church of Ireland  
Methodist Church in Ireland  
Other Christian (including Christian related)  
Other Religions and Philosophies  
No religion  
Religion not stated

## SCOTLAND

None  
Church of Scotland  
Roman Catholic  
Other Christian  
Buddhist  
Hindu  
Jewish  
Muslim  
Sikh  
Another religion  
Not answered

The group 'Catholic' includes those respondents who gave their religion as Roman Catholic, Catholic Apostolic Church, Ukrainian Catholic, Greek Catholic, Palmarian Catholic or Catholic.

Responses have been categorised as 'Other Christian (including Christian-related)' or 'Other Religions and Philosophies' on the basis of the best available information, although it is acknowledged that the categorisation of some of the smaller religions is open to interpretation.

In Northern Ireland a complete listing of all religious groups (with 10 or more adherents) is given in a standard table.

Detailed codes available for commissioned output for England and Wales and Northern Ireland are as follows. In Scotland, the write-in answers for Other Christian and Another Religion have not been coded to detailed categories, the additional codes available only in Northern Ireland are shown separately.

001	Roman Catholic	010	Assemblies of God
002	Presbyterian Church in Ireland	011	Associate Synod
003	Church of Ireland	012	Baptist
004	Methodist Church in Ireland	013	Belfast Chinese Christian Church
005	African Methodist	014	Believe in God
006	Agape	015	Bible Pattern Church
007	Amish	016	Brethren
008	Anglican	017	Brethren in Christ
009	Apostolic Church	018	British Israelite



019	Catholic Apostolic Church	065	Free Presbyterian Church of Scotland
020	Church of Scotland	066	Free Presbyterian Church of Ulster
021	Celtic Orthodox Church	067	Full Gospel Assembly
022	Chapel	068	Greek Orthodox
023	Church in Wales	069	House Church
024	Charismatic	070	Independent
025	Child of God	071	Independent Evangelist
026	Chinese Church	072	Independent Methodist
027	Christadelphian	073	Interdenominational
028	Christian Fellowship	074	Jehovah's Witness
029	Christian Fellowship Church	075	Lutheran
030	Christian Scientist	076	Mennonite
031	Church	077	Methodist
032	Church of England	078	Metropolitan Church
033	Church of God	079	Moravian
034	Church of God of Prophecy	080	Nonconformist
035	Church of Jesus Christ of Latter Day Saints (Mormons)	081	Non Denominational
036	Church of Prophecy	082	Non-subscribing Presbyterian
037	Church of the Living God	083	Orthodox Catholic Church
038	Church of the Nazarene	084	Orthodox Church
039	Church on the Way	085	Orthodox Presbyterian
040	Church of Christ	086	Pentecostal
041	City Mission	087	Presbyterian
042	Coleraine Christian Centre	088	Presbyterian Apostolic
043	Combined Methodist and Presbyterian Church	089	Presbyterian Church in Wales
044	Congregational Church	090	Presbyterian Secession Church
045	Cooneyite	091	Protestant
046	Coptic Orthodox Church	092	Reformed
047	Disciples of Christ	093	Reformed Presbyterian
048	Dutch Reformed Church	094	Religious Society of Friends (Quakers)
049	Eastern Orthodox Church	095	Russian Orthodox Church
050	Ecumenical	096	Salvation Army
051	Elim Church	097	Scottish Episcopal Church
052	Emmanuel Mission	098	Seventh Day Adventist
053	Episcopalian	099	Ukrainian Orthodox Church
054	Evangelical	100	Unification Church
055	Evangelical Alliance	101	Unitarian
056	Evangelical Presbyterian Church	102	United Brethren
057	Evangelical Union	103	United Church of Canada
058	Faith Mission	104	United Free Church of Scotland
059	Fellowship of Independent Evangelical Churches	105	United Reformed Church
060	Four Square Gospel	106	Non sectarian
061	Free Church of Scotland	107	Whitewell Metropolitan Tabernacle
062	Free Evangelical Church	108	The Methodist Church in Wales
063	Free Methodist	109	Celtic Christian
064	Free Presbyterian	110	Day Church of God
		111	Church of Harmony
		112	Serbian Orthodox Church

113	Monk	325	Occult
114	Ukrainian Catholic	326	Pantheism
115	Bulgarian Orthodox Church	327	Raja Yoga
116	Greek Catholic	328	Rastafarian
117	Scottish Presbyterian	329	Rationalist
118	Church of the Living	330	Santeri
119	Christian Spiritualist Church	331	Satanism
200	Christian	332	Scientology
209	Protestant (Mixed)	333	Secularist
300	Buddhist	334	Spiritualist
301	Hindu	335	Taoist
302	Muslim (Islam)	336	Theism
303	Sikh	337	Unitarian-Universalist
304	Jewish	338	Universalist
305	Agnostic	339	Vodun
306	Ancestor Worship	340	Wicca
307	Asatru	341	Zoroastrian
308	Baha'i	342	Sant Mat
309	Brahma Kumaris	343	Celtic Pagan
310	Chinese Religions	344	Own Belief System
311	Confucianist	345	Tin Tao
312	Deist	346	Internationalist
313	Divine Lightmission	347	Church of All Religion
314	Druidism	348	Animism
315	Druze	351	Realist
316	Eckankar	352	Free Church of Love
317	Free Thinker	700	Other Religions (England and Wales only)
318	Hare Krishna	896	Jedi Knight (England and Wales only)
319	Humanist	897	Heathen
320	Jain	898	Atheist
321	Mysticism	899	None
322	Native American Church		
323	Pagan		
324	New Age		

---

### Northern Ireland only

120	New Life Fellowship	134	Shankhill Mission
121	Freshwater Christian Fellowship	135	Old Forge Mission Hall
123	Christian Humanist	136	United Methodist Church
124	Mission Hall	137	Christian Existentialist
125	Church of Uganda	138	Forestside Christian Centre
126	Church of South Africa	139	Reformed Congregational
127	Vineyard Churches	140	United Church in Australia
128	Jesus Saves Mission	141	Finnish Orthodox Church
129	Ekklesia Ministries	142	United Church of India
131	Rehoboth Mission	143	Jordan Victory Church
132	Mission Church	144	United Church
133	Free Church of England	145	The Revival Fellowship

146	Methodist Church in Scotland	196	Church of the Province of West Africa
147	New Church	197	Elkana Christian Fellowship
148	Bethany Fellowship	198	Lifeboat Mission
149	Cell Church	199	Grace Fellowship
150	Spiritual	201	Church of Mauritius
151	East Evangelical Church	202	Indian Orthodox
153	Armenian Orthodox	203	The Word Church
154	Deaf Christian Fellowship	204	New Heart Ministries
155	The Church of North India	205	Kingdom Life Ministries
156	Judaic Christian	206	Aglipay Church
157	Community Church	207	The Knight's Templar
158	Olivet Hall	208	Glenabbey Church
159	Eglise Reformee de France	210	Waldensian Church
160	Order of St John	211	Zwingli
161	Shalom Victory Church	212	Huguenot
162	Templemore Hall	213	African Inland Church
163	Branagh Memorial Church	214	Potter's House
164	Lifeline/Lifelink Church	215	White Eagle Lodge
165	Fellowship Church	216	Shiloh Fellowship
166	Marantha Community	217	Faith Fellowship
167	Iron Hall	218	Word of Life
168	Emmanuel Church	219	Youth for Christ
169	Infinite Way	220	Catharism
170	Open Bible Fellowship	221	Lollard
171	Evangelical Church of Germany	222	United Church of Christ – Philippines
172	Haven Christian Centre Fellowship	225	Hungarian Reformed Church
173	Swiss Reformed Church	226	Free Church of Switzerland
174	New Testament Church	227	Church of Norway
175	Eaglemount Christian Centre	228	Church of Denmark
176	Welsh Chapel	229	Church of Sweden
177	Victory Praise Centre	233	Greater Work Crusade
178	Jesus Fellowship Church	234	Syrian Orthodox
179	Covenant Protestant Reformed Church	353	World Religion
180	Palmarian Catholic	354	Humanity
181	Romanian Orthodox	355	Religion of Life
182	Gateway Church	356	Shaolin
183	Church of Australia	358	Church of the World
184	Christ Church	359	Shintoism
185	Church of South India	360	Hindustani
186	Church of the Redeemer	361	Messianic Jew
187	Norwegian Missionary Alliance	362	Straight Edge
188	Highway of Holiness	363	Nature
189	Seaman's Mission	364	Juju Black Magic
190	Katapheugo Fellowship	365	Shinji Shume Kai
191	Sabbath Keepers	366	Stalinist
192	CWU	367	Traditional Toruba
193	City Church	368	Aztec
194	River of Life Fellowship	369	Epicureanism
195	King's Fellowship		

370	Existentialism	380	African Traditional Religion
371	Neo-Platonism	381	Vaisnavism
372	Light Worker	382	Meishu Sama Teachings
373	Communism	383	Darwinism
374	Ethicalist	384	Living Rivers
375	United Church of the Universe	386	Anthrosophy
376	Institute for Feminism and Religion	387	Von Danikente
377	Black Brotherhood	388	Kabalarian Philosophy
378	Follower of Ra	389	Church of Knowledge
379	Boda	390	The Way of the Leaf

## Using Individual Religion Codes

**Note 1:** Users need to be aware that to get a complete number of adherents to a particular religious group they may need to **collapse** several codes e.g. Free Presbyterian and Free presbyterian Church of Ulster. This is due to several factors:

- a) adherents to a particular religious group do not always label themselves identically
- b) lack of space required respondents to abbreviate the full title of their religious group. Abbreviation was done in several different ways and often resulted in a more general term which could not accurately be assigned to one particular religious group
- c) the requirement for a common E&W and NI index meant that while in Northern Ireland all Free Presbyterians are probably Free Presbyterian Church of Ulster, this may not be true in England as there may also be adherents of the Free Presbyterian Church of Scotland

However, users must be aware that when collapsing codes, the two codes may not be identical e.g. the code Presbyterian does not only include respondents who just wrote Presbyterian but also Presbyterian USA and Presbyterian in NZ. Similarly, the code United Church is probably predominately United Church of Canada but may include other respondents.

**Note 2:** Apart from making it necessary to collapse categories, the **use of abbreviations** may have resulted in several respondents (possibly on the same form) who belong to the same religious group having been coded differently. This is particularly relevant to automatic coding where there is no human intervention. Examples include 'Christian Fellowship Church' coded as 029. If a respondent abbreviates this as 'Christian Fellowship' it would be coded as 028 and if it is abbreviated as 'Fellowship Church' it would be coded as 165. As 'Christian Fellowship' includes many other respondents apart from those belonging to this one denomination these codes cannot be collapsed.

## A.3 DEMOGRAPHICS

### A.3.1 Adults, Number in Household

#### ADTHUK

This derived variable provides a count of the number of adults in a household. An adult in a household is defined as a person who is not a dependent child.

Applicability: All occupied household spaces, UK

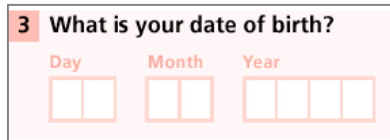
0-30    0-30 singly  
XX    Not applicable

Total number of categories: 32

Not applicable category (XX) comprises: household spaces with no residents

### A.3.2 Age

#### AGEPUK



3 What is your date of birth?

Day    Month    Year

This variable records each person's age at their last birthday before Census day, derived from their date of birth. Dates of birth that imply an age over 110 are treated as invalid and the person's age is imputed.

Applicability: All people, UK

000 – 110    0 to 110 years singly

Total number of categories: 111

### A.3.3 Alternative Household Type

#### AHTHUK

This derived variable describes households in an alternative way to the classification used in most of the standard tables (see Household Composition HHCHUK). A household is defined by the type of family in it. A household with more than one family is categorised according to the following priority order:

Married couple family, cohabiting couple family, lone parent family, same sex couple family.

Within a family type a family with dependent children takes priority.

Note that same-sex couple households will be grouped with cohabiting couple households, (codes 6 & 7)

Applicability: All occupied household spaces, UK

0    Married couple household with dependent child(ren)  
1    Married couple household with no dependent children  
2,6    Cohabiting couple household with dependent child(ren)

- 3,7 Cohabiting couple household with no dependent children
- 4 Lone parent household with dependent child(ren)
- 5 Lone parent household with no dependent children
- 8 One person household
- 9 Multi-person household all student
- A Multi- person household other
- X Not applicable

Total number of categories: 10

Not applicable category (X) comprises: household spaces with no residents

### **A.3.4 Family Dependent Children**

This derived variable classifies families by the number of dependent children in the family.

Applicability: All families, UK

- 01 No dependent children
- 02 One dependent child aged 0-4
- 03 One dependent child aged 5-7
- 04 One dependent child aged 8-9
- 05 One dependent child aged 10-11
- 06 One dependent child aged 12-15
- 07 One dependent child aged 16-18
- 08 Two dependent children, youngest aged 0-4
- 09 Two dependent children, youngest aged 5-7
- 10 Two dependent children, youngest aged 8-9
- 11 Two dependent children, youngest aged 10-11
- 12 Two dependent children, youngest aged 12-15
- 13 Two dependent children, youngest aged 16-18
- 14 Three or more dependent children, youngest aged 0-4
- 15 Three or more dependent children, youngest aged 5-7
- 16 Three or more dependent children, youngest aged 8-9
- 17 Three or more dependent children, youngest aged 10-11
- 18 Three or more dependent children, youngest aged 12-15
- 19 Three or more dependent children, youngest aged 16-18

Total number of categories: 19

### **A.3.5 Dependent Child Indicator**

#### **DCHPUK**

This indicator identifies a person who is a dependent child. A dependent child is defined as a person aged 0-15 in a household (whether or not in a family) or aged 16-18, in full-time education and living in a family with his or her parent(s).

Applicability: All people in households, UK

- 0 Not dependent child
- 1 Dependent child

X Not applicable

Total number of categories: 3

Not applicable category (X) comprises: Person in a communal establishment

### **A.3.6 Family Type**

This derived variable classifies families into different types.

Applicability : All families, UK

Lone parent family

1 Male parent

2 Female parent

Couple family

Married or remarried

3 No children

4 Non step-family (all children belong to both members of the couple)

5 Step-family

Cohabiting

6 No children

7 Non step-family (all children belong to both members of the couple)

8 Step-family

Total number of categories: 8

### **A.3.7 Family Reference Person Indicator**

#### **FRPPUK**

This derived variable identifies the person who is the reference person for a family. The Family Reference Person (FRP) is taken to be the lone parent in a lone parent family. In a couple family, the FRP is chosen from the two people in the couple on the basis of their economic activity (in the priority order full-time job, part-time job, unemployed, retired, other). If both people have the same economic activity, the FRP is identified as the elder of the two or, if they are the same age, the first member of the couple on the form.

Applicability: All families, UK

0 Not FRP

1 FRP

X Not applicable

Total number of categories: 3

Not applicable category (X) comprises:

- person in communal establishment
- person not in a family ('ungrouped individual')

### **A.3.8 Family Status**

#### **FMSPUK**

This derived variable provides information on the family circumstances of a person.

Applicability: All people, UK

- 1 Not in a family – of pensionable age
- 2 Not in a family – other
- 3 In a couple family – member of couple
- 4 In a couple family – dependent child of one or both members of the couple
- 5 In a couple family – non dependent child of one or both members of the couple
- 6 In lone parent family – parent
- 7 In lone parent family – dependent child of parent
- 8 In lone parent family – non dependent child of parent
- 9 Not in a household

Total number of categories: 9

### **A.3.9 Household Composition**

#### **HHCHUK**

This derived variable describes the type of household. Note that, as for all other derived variables, the classification does not take account of students and schoolchildren living away from the family home during term-time.

Applicability: All occupied household spaces, UK

##### One Person

- 01 Pensionable age
- 02 Other

##### One Family and no others

- 03 All people of pensionable age

##### Married Couple Family

- 04 no children
- 05 with one dependent child
- 06 with two or more dependent children
- 07 all children non-dependent

##### Cohabiting Couple Family

- 08 no children
- 09 with one dependent child
- 10 with two or more dependent children
- 11 all children non-dependent

##### Lone Parent Family

###### with male head

- 12 with one dependent child
- 13 with two or more dependent children
- 14 all children non-dependent



- with female head
- 15 with one dependent child
- 16 with two or more dependent children
- 17 all children non-dependent

Other household types

- 18 with one dependent child
- 19 with two or more dependent children
- 20 all in full-time education
- 21 all of pensionable age
- 22 other
- XX not applicable

Total number of categories: 23

Not applicable category (XX) comprises: household spaces with no residents

### **A.3.10 Household Dependent Children**

#### **DPCHUK**

This derived variable classifies households by the number of dependent children in the household.

Applicability: All occupied household spaces, UK

- 01 No dependent children
- 02 One dependent child aged 0-4
- 03 One dependent child aged 5-7
- 04 One dependent child aged 8-9
- 05 One dependent child aged 10-11
- 06 One dependent child aged 12-15
- 07 One dependent child aged 16-18
- 08 Two dependent children, youngest aged 0-4
- 09 Two dependent children, youngest aged 5-7
- 10 Two dependent children, youngest aged 8-9
- 11 Two dependent children, youngest aged 10-11
- 12 Two dependent children, youngest aged 12-15
- 13 Two dependent children, youngest aged 16-18
- 14 Three or more dependent children, youngest aged 0-4
- 15 Three or more dependent children, youngest aged 5-7
- 16 Three or more dependent children, youngest aged 8-9
- 17 Three or more dependent children, youngest aged 10-11
- 18 Three or more dependent children, youngest aged 12-15
- 19 Three or more dependent children, youngest aged 16-18
- XX Not applicable

Total number of categories: 20

Not applicable category (XX) comprises: household spaces with no residents

### **A.3.11 Household Reference Person Indicator**

#### **HRPPUK**

This derived variable identifies the person who is the reference person for the household. For a person living alone, that person is the Household Reference Person (HRP). If the household contains only one family (with or without ungrouped individuals) the HRP is the same as the Family Reference Person (FRP). If there is more than one family in the household, the HRP is chosen from among the FRPs using the same criteria as for choosing the FRP (economic activity, then age, then order on the form). If there is no family, the HRP is chosen from the individuals using the same criteria.

Applicability : All people in households, UK

- 0 Not HRP
- 1 HRP
- X Not applicable

Total number of categories: 3

Not applicable (X) category comprises: people in communal establishments

### **A.3.12 Armed Forces Indicator for Household Reference Person**

#### **AFRHUK**

This derived variable identifies households where the reference person is a member of the Armed Forces (SOC 2000 code 'Officers in Armed Forces' or 'NCOs and other ranks').

Applicability: All occupied household spaces, England, Wales and Scotland

- 0 Household Reference Person not member of Armed Forces
- 1 Household Reference Person member of UK Armed Forces
- 2 Household Reference Person member of Foreign Armed Forces
- X Not applicable

Total number of categories: 4

Not applicable category (X) comprises: household spaces with no residents

### **A.3.13 Household Reference Person Country of Birth**

#### **COBHUK**

This derived variable classifies a household according to the Country of Birth of the Household Reference Person (HRP).

Applicability: All occupied household spaces, UK

For codes see COBPUK.

Not applicable category comprises: household spaces with no residents

### **A.3.14 Household Reference Person Ethnic Group**

#### **ETHHUK**

This derived variable classifies a household according to the Ethnic Group of the Household Reference Person (HRP).

Applicability: All occupied household spaces, UK

For codes see ETHPUK.

Not applicable category comprises: household spaces with no residents

### **A.3.15 Household Reference Person NS-SeC**

#### **NSSHUK**

This derived variable classifies a household according to the NS-SeC of the Household Reference Person (HRP).

Applicability: All occupied household spaces, UK

For codes see NSSPUK.

Not applicable category comprises: household spaces with no residents

### **A.3.16 Generation in Family**

#### **GENINFAM**

This variable is derived during the algorithm that allocates people to families. It classifies people according to their generation within a family.

Applicability: All people in households, UK

- 0 A person not in a family (an 'ungrouped individual')
- 1 Generation 1: a member of a couple or a lone parent
- 2 Generation 2: a child (any age) in a family
- X Not applicable

Total number of categories: 4

### **A.3.17 Household Size**

#### **SIZHUK**

This derived variable records the number of people resident in each household. Note that, as for all other derived variables, it does not include students and schoolchildren living away from the family home during term-time.

Applicability : All household spaces, UK

00-30 0-30 singly

Total number of categories : 31

### **A.3.18 Households with students away during term-time**

#### **STAHUK**

This derived variable provides information, at the parental or vacation address, on the number and age of students who are living away from home during term-time.

Applicability : All household spaces, UK

- 1 No students away from home
- 2 One student away from home, aged under 18
- 3 One student away from home, aged 18 or over
- 4 Two students away from home, both aged under 18
- 5 Two students away from home, one aged under 18 and one aged 18 or over
- 6 Two students away from home, both aged 18 or over
- 7 Three or more students away, all aged under 18
- 8 Three or more students away, combination of under 18 and 18 or over
- 9 Three or more students away, all aged 18 or over

Total number of categories: 9

### **A.3.19 Living Arrangements**

#### **LARPUK**

This derived variable is created by combining the responses to the question on legal Marital Status (MSTPUK), and the responses to the relationship question. This is an ONS harmonised survey classification.

Applicability : All people in households, UK

- Living in a couple
- 1 Married (including separated)
  - 2 Remarried
  - 3 Cohabiting
- Not living in a couple
- 4 Single
  - 5 Married or remarried
  - 6 Separated
  - 7 Divorced
  - 8 Widowed
- X Not applicable

Total number of categories: 9

Not applicable category (X) comprises: people in communal establishments

### **A.3.20 Marital Status**

#### **MSTPUK**

This variable identifies people in terms of their legal marital status on the night of the Census. See also the derived variable - Living Arrangements (LARPUK).

Applicability: All people, UK

- 1 Single (never married)
- 2 Married (first marriage)
- 3 Re-married
- 4 Separated (but still legally married)
- 5 Divorced
- 6 Widowed

Total number of categories: 6

### **A.3.21 Migrant Indicator**

#### **MIGPUK**

See 7.3.31 Usual Address one year ago.

### **A.3.22 Moving Group Identifier**

#### **MVGNUM**

This variable identifies the moving group within a household or communal establishment to which the person belongs.

A moving group is a group of people who have moved together. This is defined as a group of people within a household or communal establishment who are migrants and who have the same postcode or country code for their address one year before Census day. A person moving by his or herself constitutes a moving group. A person with no usual address one-year before Census day is in a moving group by him or herself.

Applicability: All migrants

0001-4000	1-4000
XXXX	Not applicable

Not applicable category (XXXX) comprises: people who are not migrants

### **A.3.23 Moving Group, number of people**

#### **MVGSIZ**

This variable counts the number of people in a person's moving group (including the current person in the count)

Applicability: All migrants

0001-4000	1-4000 singly
XXXX	Not applicable

Total number of categories: 4001

Not applicable category (XXXX) comprises: people who are not migrants

### **A.3.24 Moving Group Reference Person**

#### **MGRPUK**

This derived variable identifies the person who is the reference person for a moving group. If there is only one person in the moving group, that person is the Moving Group Reference Person (MGRP). If the moving group contains the Household Reference Person (HRP), the MGRP is the HRP. If the HRP is not in the moving group, the MGRP is chosen from among any Family Reference Persons (FRPs) using the same criteria as for choosing the FRP (economic activity, then age, then order on the form). If no FRP, the MGRP is chosen from among any people in generation 1 of a family using the same criteria. If no person in generation 1, the MGRP is chosen from all the people in the moving group using the same criteria.

Applicability: All migrants

0	Not MGRP
1	MGRP
X	Not applicable

Total number of categories: 3

Not applicable category comprises: people who are not migrants

### **A.3.25 People aged 17 or over in household**

#### **P17HUK**

This derived variable records the number of people in a household-aged 17 or over.

Applicability: All occupied household spaces, UK

00-30	0-30 singly
XX	Not applicable

Total number of categories: 32

Not applicable category comprises: household spaces with no residents

### **A.3.26 Output Area of Migrant Origin**

#### **MOAPUK**

This variable identifies the Output Area for the person's address one year before Census day.

Applicability: All migrants

Output Area code	Person with migrant origin with UK
9s	Person with migrant origin outside UK
8s	Person with no usual address one year before Census day
Xs	Not applicable

Not applicable category comprises: people who are not migrants

### **A.3.27 Pensioner Household**

#### **PENHUK**

This variable provides information on the people of pensionable age in the household.

Applicability: All households with at least one person of pensionable age

##### One person household

- 0 male aged 65-74
- 1 male aged 75-84
- 2 male aged 85+
- 3 female aged 60-74
- 4 female aged 75-84
- 5 female aged 85+

##### Two or more person household

- 6 all pensionable age, all aged under 75
- 7 all pensionable age, at least one aged 75+
- 8 only one person non-pensionable age
- 9 two or more people non-pensionable age
- X Not applicable

Total number of categories: 11

Not applicable category: household spaces with no resident of pensionable age

### **A.3.28 Person of Pensionable Age Indicator**

#### **PENPUK**

This indicator identifies a person who is of pensionable age. A person of pensionable age is defined as a male aged 65 or over or a female aged 60 or over.

Applicability: All people, UK

- 0 Not of pensionable age
- 1 Of pensionable age

Total number of categories: 2

### A.3.29 Relationship within Household

#### RELATIONSHIP

Name of Person 1	Name of Person 2	Name of Person 3
<input type="text" value="First name"/> <input type="text" value="Surname"/>	<input type="text" value="First name"/> <input type="text" value="Surname"/>	<input type="text" value="First name"/> <input type="text" value="Surname"/>
<p style="text-align: center; color: red; font-weight: bold;">ENTER NAME OF PERSON 1 ABOVE</p>	<b>Relationship of Person 2 to Person → 1</b>	<b>Relationship of Person 3 to Person → 1 2</b>
	Husband or wife <input type="checkbox"/>	Husband or wife <input type="checkbox"/> <input type="checkbox"/>
	Partner <input type="checkbox"/>	Partner <input type="checkbox"/> <input type="checkbox"/>
	Son or daughter <input type="checkbox"/>	Son or daughter <input type="checkbox"/> <input type="checkbox"/>
	Step-child <input type="checkbox"/>	Step-child <input type="checkbox"/> <input type="checkbox"/>
	Brother or sister <input type="checkbox"/>	Brother or sister <input type="checkbox"/> <input type="checkbox"/>
	Mother or father <input type="checkbox"/>	Mother or father <input type="checkbox"/> <input type="checkbox"/>
	Step-mother or step-father <input type="checkbox"/>	Step-mother or step-father <input type="checkbox"/> <input type="checkbox"/>
	Grandchild <input type="checkbox"/>	Grandchild <input type="checkbox"/> <input type="checkbox"/>
	Grandparent <input type="checkbox"/>	Grandparent <input type="checkbox"/> <input type="checkbox"/>
	Other related <input type="checkbox"/>	Other related <input type="checkbox"/> <input type="checkbox"/>
Unrelated <input type="checkbox"/>	Unrelated <input type="checkbox"/> <input type="checkbox"/>	

This variable is based on the relationship question which asks the first 5 (6 in Northern Ireland) people in the household to provide information on their relationship with all previously numbered members in the household. Persons 6 (Person 7 in Northern Ireland) and over are asked to identify their relationships with Persons 1 and the previous two people only.

During processing the responses to the question are held in a compound field that gives the relationship of that person to all other people in the household. Reciprocal relationships (i.e. those that are implied by a given relationship) are also held in this field. For example, person 2 is not asked to provide a relationship to person 3, but the relationship can be determined from the relationship to person 2 provided by person 3. The information is used to derive the family variables but is not directly used in standard output.

Applicability: All people in households, UK

- 1 Husband or wife
- 2 Partner
- 3 Son or daughter
- 4 Step-child
- 5 Brother or sister
- 6 Mother or father
- 7 Step-mother or step-father
- 8 Grandchild
- 9 Grandparent
- A Other related
- B Unrelated
- X Not applicable

Total number of categories: 12



Not applicable category (X) comprises: relationships that are not asked for, for example relationship of person 8 to person 3.

### **A.3.30 Sex**

#### **GENPUK**

2 What is your sex?

Male     Female

This variable identifies each person's sex.

Applicability: All people, UK

- 1 Male
- 2 Female

Total number of categories: 2

### **A.3.31 Usual Address one year ago**

#### **MIGPUK and MIGPCPUK**

14 What was your usual address one year ago?

◆ If you were a child at boarding school or a student one year ago, give the address at which you were living during the school/college/university term.

◆ For a child born after 29 April 2000, ✓ 'No usual address one year ago'.

The address shown on the front of the form

No usual address one year ago

Elsewhere, *please write in below*

\_\_\_\_\_

\_\_\_\_\_

\_\_\_\_\_

\_\_\_\_\_ Postcode \_\_\_\_\_

This variable records the person's usual address one year before Census Day. People are asked to tick 'no usual address one-year ago' for a child aged under one. In the Migrant Indicator variable (MIGPUK), the migrant status for children aged under one is determined by the migrant status of their 'next of kin' (defined as in order of preference, mother, father, sibling (with nearest age), other related person, Household Reference Person).

The Migration postcode variable (MIGPCPUK) contains, where appropriate, a postcode or a country code. Otherwise it is set to 'not applicable'.

## **Migrant Indicator**

### **MIGPUK**

Applicability: All people, UK

- 0 Same as address of enumeration
- 1 No usual address one year ago
- 2 Migrant from within UK (*postcode in MIGPCPUK*)
- 3 Migrant from outside UK (*country code in MIGPCPUK*)

Total number of categories: 4

## **A.3.32 Wholly Moving Household Indicator**

### **MIGHUK**

This derived variable identifies households that are wholly or partly moving. A wholly moving household is defined as a household where all members of the household are migrants and have moved from the same address. A partly moving household is defined as a household where one or more members of the household is a migrant but not all members of the household have moved from the same address.

Applicability: All occupied household spaces, UK

- 0 Not a wholly or partly moving household
- 1 Wholly moving household
- 2 Partly moving household
- X Not applicable

Total number of categories: 4

Not applicable category (X) comprises: household spaces with no residents

## A.4 EDUCATION

### A.4.1 Qualifications (Scotland)

#### QU(x)PS

**34 Which of these qualifications do you have?**

✓ all boxes that apply.

- 'O' Grade, Standard Grade, Intermediate 1, Intermediate 2, GCSE, CSE, Senior Certificate or equivalent
- Higher Grade, CSYS, Scottish Group Award at Higher, 'A' Level, AS Level, Advanced Senior Certificate or equivalent
- GSVQ/SVQ Level 1 or 2, SCOTVEC/National Certificate Module, BTEC First Diploma, City and Guilds Craft, RSA Diploma or equivalent
- GSVQ/SVQ Level 3, ONC, OND, SCOTVEC National Diploma, City and Guilds Advanced Craft, RSA Advanced Diploma or equivalent
- HNC, HND, SVQ Level 4 or 5, RSA Higher Diploma or equivalent
- First Degree, Higher Degree
- Professional Qualifications (for example, teaching, accountancy)
- None of these

This is a multi-tick question asking the person to identify all qualifications obtained. Respondents are asked to tick all boxes that apply.

During processing, the answers to the tick boxes are held in a compound field consisting of 0s and 1s. In order to produce a 'count' of qualifications held, separate variables are provided on the final output database for each qualification group represented by each tick box.

Different questions are asked in England and Wales, Scotland and Northern Ireland to reflect local requirements. See also the derived variable - Highest Level Qualifications (HLQPUK).

Applicability: All people aged 16 to 74 years, Scotland

#### QU1PS

- 0 Does not have 'O' Grade, Standard Grade, Intermediate 1, Intermediate 2, GCSE, CSE, Senior Certificate or equivalent
- 1 Has 'O' Grade, Standard Grade, Intermediate 1, Intermediate 2, GCSE, CSE, Senior Certificate or equivalent
- X Not applicable

#### QU2PS

- 0 Does not have Higher Grade, CSYS, Scottish Group Award at Higher, 'A' Level, AS Level, Advanced Senior Certificate or equivalent
- 1 Has Higher Grade, CSYS, Scottish Group Award at Higher, 'A' Level, AS Level, Advanced Senior Certificate or equivalent
- X Not applicable

#### QU3PS

- 0 Does not have GSVQ/SVQ Level 1 or 2, SCOTVEC/National Certificate Module, BTEC First Diploma, City and Guilds Craft, RSA Diploma or equivalent

- 1 Has GSVQ/SVQ Level 1 or 2, SCOTVEC/National Certificate Module, BTEC First Diploma, City and Guilds Craft, RSA Diploma or equivalent
- X Not applicable

**QU4PS**

- 0 Does not have GSVQ/SVQ Level 3, ONC, OND, SCOTVEC National Diploma, City and Guilds Advanced Craft, RSA Advanced Diploma or equivalent
- 1 Has GSVQ/SVQ Level 3, ONC, OND, SCOTVEC National Diploma, City and Guilds Advanced Craft, RSA Advanced Diploma or equivalent
- X Not applicable

**QU5PS**

- 0 Does not have HNC, HND, SVQ Level 4 or 5, RSA Higher Diploma or equivalent
- 1 Has HNC, HND, SVQ Level 4 or 5, RSA Higher Diploma or equivalent
- X Not applicable

**QU6PS**

- 0 Does not have First Degree, Higher Degree or equivalent
- 1 Has First Degree, Higher Degree or equivalent
- X Not applicable

**QU7PS**

- 0 Does not have Professional Qualifications (for example, teaching, accountancy)
- 1 Has Professional Qualifications (for example, teaching, accountancy)
- X Not applicable

**QU8PS**

- 0 Has all or some of these qualifications
- 1 Has no qualifications or qualifications outwith these groups
- X Not applicable

Total number of categories for each variable: 3

Not applicable (X) comprises:

- people aged 15 or under, or aged 75 or over

## **A.4.2 Qualifications, Highest Level of**

### **HLQPUK**

This derived variable provides information on the highest level of qualification. In England and Wales it is based on responses to both the qualifications question and the professional qualification question (see QU(x)PEW and PQU(x)PEW). For Scotland and Northern Ireland it is based on QU(x)PS and QU(x)PNI respectively. The codes are preceded by 1 for England and Wales, 2 for Scotland and 3 for Northern Ireland to emphasise that the levels are derived from different questions.

Applicability: All people aged 16 to 74, UK

### **England and Wales**

- 10 No academic or professional qualifications
- 11 Level 1: 1+O levels/CSE/GCSE (any grades), NVQ level 1, Foundation GNVQ
- 12 Level 2: 5+O levels, 5+CSEs (grade1), 5+GCSEs (grades A-C) etc, 1+ A levels/ AS levels, NVQ level 2, Intermediate GNVQ
- 13 Level 3: 2+ A levels, 4+ AS levels, Higher School Certificate, NVQ level 3, Advanced GNVQ
- 14 Level 4/5: First degree, Higher degree, NVQ levels 4-5, HNC, HND. Qualified Teacher status, Qualified Medical Doctor, Qualified Dentist, Qualified Nurse, Midwife, Health Visitor
- 15 Other qualifications/ level unknown: Other qualifications (e.g. City and Guilds etc), Other Professional qualifications
- XX Not applicable

### **Scotland**

- 20 No qualifications
- 21 Group 1: 'O' Grade, Standard grade, GCSE, CSE etc, GSVQ/ SVQ Level 1 or 2, SCOTVEC module etc
- 22 Group 2: Higher grade, CSYS, 'A' level etc, GSVQ/ SVQ Level 3, ONC, OND etc
- 23 Group 3: HNC, HND, SVQ level 4 or 5 etc
- 24 Group 4: First degree, higher degree, Professional qualifications
- XX Not applicable

### **Northern Ireland**

- 30 No qualifications
- 31 Level 1: GCSEs (grades D-G), CSEs (grades 2-5), 1-4 CSEs (grade 1), 1-4 GCSEs (grades A-C) etc, NVQ level 1, GNVQ foundation
- 32 Level 2: 5+ CSEs (grade 1), 5+GCSEs (grades A-C) etc, 1'A' level, 1-3 AS level etc, NVQ level 2, GNVQ Intermediate
- 33 Level 3: 2+ 'A' levels, 4+ AS levels, NVQ level 3, GNVQ Advanced
- 34 Level 4: First degree, NVQ level 4, HNC, HND
- 35 Level 5: Higher degree, NVQ level 5
- XX Not applicable

Not applicable category (XX) comprises: people aged 15 or under or aged 75 or over

### A.4.3 Student Accommodation

#### **STAPUK**

This derived variable records the type of accommodation in which the student lives. Note that this variable relates to students and schoolchildren at their term-time address.

Applicability : All people in full-time education, UK

- 1 Living with parent(s) - in one family unit household
- 2 Living with parent(s) – other
- 3 Communal establishment
- 4 All student group household – in one family unit household with spouse, partner or offspring
- 5 All student group household – other
- 6 Student living alone
- 7 In one family unit household with spouse partner or offspring
- 8 Other household type
- X Not applicable

This can produce the following classifications required in standard output:

Living with parent(s)	1,2
Communal establishment	3
All student group household	4,5
Student living alone	6
Other household type	7,8
Student living alone	6
In one family unit household with parent(s)	1
In one family unit household with spouse, partner or offspring	4,7
All student group household	5
Other household type	2,8
Communal establishment	3

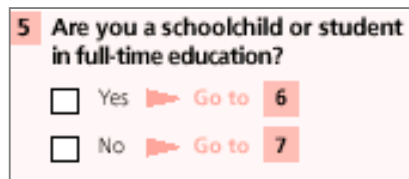
Total number of categories: 9

Not applicable (X) comprises:

- people who are not in full-time education

### A.4.4 Student Status

#### **STUPUK**



5 Are you a schoolchild or student in full-time education?

Yes ➔ Go to 6

No ➔ Go to 7

This variable identifies if a person is a schoolchild or a student in full-time education.

Applicability: All people, UK

- 1 Schoolchild or student in full-time education
- 2 Not a schoolchild or student in full-time education

Total number of categories: 2

## **A.5 HEALTH**

### **A.5.1 General Health**

#### **HEAPUK**

This question asks for an-assessment of each person's general health over the last year.

Applicability: All people, UK

- 1 Good
- 2 Fairly good
- 3 Not good

Total number of categories: 3

### **A.5.2 Health and Disability deprivation, household indicator**

#### **DEPHDHUK**

This derived variable is an indicator of household deprivation. A household is defined as deprived in the health and disability dimension if any person in the household has general health 'not good' or has a limiting long-term illness.

This variable is not available in Northern Ireland because of the risk of confusion with existing deprivation measures.

Applicability: All occupied household spaces, England, Wales and Scotland

- 0 Not deprived in health and disability dimension
- 1 Deprived in health and disability dimension
- X Not applicable

Total number of categories: 3

Not applicable category (X) comprises: household spaces with no residents

Not used in standard area statistics for Scotland

### **A.5.3 Limiting Long-Term Illness**

#### **ILLPUK**

This variable records whether a person perceives that they have a limiting long-term illness, health problem or disability which limits their daily activities or the work they can do, including problems that are due to old age.

Applicability: All people, UK

- 1 Has limiting long-term illness, health problem or disability
- 2 No limiting long-term illness, health problem or disability

Total number of categories: 2

#### **A.5.4 Limiting Long-Term Illness, Number of People with Limiting Long-Term Illness in Household**

##### **ILLHUK**

This derived variable provides a count of the number of people with limiting long-term illness in the household.

Applicability: All occupied household spaces, UK

00 – 30	0 - 30 singly
XX	Not applicable

Total number of categories: 32

Not applicable category (XX) comprises: household spaces with no residents

#### **A.5.5 Provision of Care**

##### **HELPUK**

**17** Do you look after, or give any help or support to family members, friends, neighbours or others because of:

- long-term physical or mental ill-health or disability, or
- problems related to old age?

◆ Do not count anything you do as part of your paid employment.

◆ ✓ time spent in a typical week.

No

Yes, 1-19 hours a week

Yes, 20-49 hours a week

Yes, 50+ hours a week

This question records whether a person gives any help or support to family members, friends, neighbours or others because of long-term physical or mental ill-health or disability, or problems related to old age.

Note that there is no specific reference to whether this care is provided within the household or outside the household. Therefore, no explicit link can be created to infer that an individual providing care is providing it to a person within the household who has poor general health, or a limiting long-term illness, disability or health problem.

The variable records the time spent in a typical week.

Applicability: All people, UK

1	No care provided
2	1-19 hours
3	20-49 hours
4	50+ hours

Total number of categories: 4



### **A.5.6 Provision of care, Number of Care Providers Within Household**

#### **CRSHUK**

This derived variable records how many people there are within a household providing care (identified in the Provision of Care variable HELPUK).

Applicability : All occupied household spaces, UK

00-30	0-30 singly
XX	Not applicable

Total number of categories: 32

Not applicable category (XX) comprises: household spaces with no residents

## A.6 HOUSEHOLD ACCOMMODATION AND DWELLING

### A.6.1 Lowest Floor Level

#### LFLHUK

**H5** What is the lowest floor level of your household's living accommodation?

Basement or semi-basement

Ground floor (street level)

First floor (floor above street level)

Second floor

Third or fourth floor

Fifth floor or higher

This variable records information on the lowest floor level of households living accommodation.

Applicability: All household spaces, UK

- 1 Basement or semi-basement
- 2 Ground floor (street level)
- 3 First floor (floor above street level)
- 4 Second floor
- 5 Third or fourth floor
- 6 Fifth floor or higher

Total number of categories: 6

### A.6.2 Number of rooms

#### NORHUK

**H3** How many rooms do you have for use only by your household?

◆ *Do not count* bathrooms, toilets, halls or landings, or rooms that can only be used for storage such as cupboards.

◆ *Do count* all other rooms, for example kitchens, living rooms, bedrooms, utility rooms and studies.

◆ If two rooms have been converted into one, count them as one room.

Number of rooms

This variable records the number of rooms in a household space. Bathrooms, toilets, halls or landings, or rooms that can only be used for storage are not counted. All other rooms, for example, kitchens, living rooms, bedrooms, utility rooms and studies are

counted. If two rooms have been converted into one, they are counted as one room. Rooms shared between a number of households, e.g. a shared bathroom or kitchen, are not counted.

Applicability: All occupied household spaces, UK

01 – 99	1- 99 rooms singly
XX	Not applicable

Total number of categories: 100

Not applicable (XX) comprises: household spaces with no residents

### **A.6.3 Rooms in a Dwelling, Number of**

#### **NORDUK**

This variable provides information on the number of rooms in the dwelling. On the final output database it applies to all dwellings. For an unshared dwelling it repeats the information given in NORHUK for the household. For shared dwellings, it is defined as the sum of the number of rooms (NORHUK) in each of the households in the dwelling. If any of the households in the dwelling is vacant or is a second or holiday home, the number of rooms is not available for that household so the total for the dwelling cannot be derived.

Applicability: All fully occupied dwellings

01-99	1-99 singly
XX	Not applicable

Total number of categories: 100

Not applicable category (XX) comprises: dwellings that are partially occupied, second/holiday homes or vacant.

### **A.6.4 Occupied/Second Home/Vacant Dwelling Indicator**

#### **VSHDUK**

This variable provides information as to whether the dwelling is occupied, is a second home or is vacant. On the final output database it applies to all dwellings. For an unshared dwelling it repeats the information given by SIZHUK and VSHHUK for the household.

Applicability: All dwellings

1	Fully occupied dwelling
2	Partially occupied dwelling
3	Second/ holiday home
4	Vacant dwelling

Total number of categories: 4

## A.6.5 Rooms Required

### ROOMREQ

This variable counts the number of rooms that are 'required' by the members of the household. It is compared with the actual number of rooms (NORHUK) to provide a measure of under-occupancy and overcrowding (the 'occupancy rating').

The calculation for room requirement is shown in Section 10 under Occupancy Rating

Applicability: All occupied household spaces, UK

03 – 32	3 - 32 singly
XX	Not applicable

Total number of categories: 31

Not applicable category (XX) comprises: household spaces with no residents

## A.6.6 Self-Containment

### SCAHUK

**H2** Is your household's accommodation self-contained?

◆ This means that *all* the rooms, including the kitchen, bathroom and toilet are behind a door that only your household can use.

Yes, all the rooms are behind a door that only our household can use

No

This variable records whether the accommodation is self-contained, that is, if all the rooms are behind a door that only the household can use.

Applicability: All household spaces, UK

1	Self-contained
2	Not self-contained

Total number of categories: 2

### **A.6.7 Tenure, Dwelling**

#### **TENDUK**

This variable provides information on the tenure of a dwelling. On the final output database it applies to all dwellings. For an unshared dwelling it repeats the information given in TENDHUK. For shared dwellings, where tenure differs for the households in the dwelling the priority order is owned, social rented, private rented, lives rent-free.

Applicability: All partially or fully occupied dwellings

##### Owned

- 0 Owns outright
- 1 Owns with a mortgage or loan
- 2 Shared ownership

##### Social rented

- 3 Rented from council
- 4 Rented from Registered Social Landlord or Housing Association

##### Private rented

- 5 Private landlord or letting agency
- 6 Employer of a household member
- 7 Relative or friend of household member
- 8 Other

##### Lives rent-free

- 9 Lives rent-free
- X Not applicable

Total number of categories: 11

Not applicable category (X) comprises: dwellings with no residents

## A.6.8 Tenure, Household

### TENHUK

#### England/Wales

**H8 Does your household own or rent the accommodation?**

✓ *one box only.*

Owns outright  
▶▶ Go to **H10**

Owns with a mortgage or loan  
▶▶ Go to **H10**

Pays part rent and part mortgage (shared ownership)  
▶▶ Go to **H10**

Rents  
▶▶ Go to **H9**

Lives here rent free  
▶▶ Go to **H9**

**H9 Who is your landlord?**

Council (Local Authority)

Housing Association  
Housing Co-operative  
Charitable Trust  
Registered Social Landlord

Private landlord or letting agency

Employer of a household member

Relative or friend of a household member

Other

#### Scotland

**H8 Does your household own or rent the accommodation?**

✓ *one box only.*

Owns outright  
▶▶ Go to **H11**

Owns with a mortgage or loan  
▶▶ Go to **H11**

Pays part rent and part mortgage (shared ownership)  
▶▶ Go to **H11**

Rents  
▶▶ Go to **H9**

Lives here rent free  
▶▶ Go to **H9**

**H9 Who is your landlord?**

Council (Local Authority)  
Scottish Homes

Housing Association  
Housing Co-operative  
Charitable Trust  
Non-profit housing company

Private landlord or letting agency

Employer of a household member

Relative or friend of a household member

Other

#### Northern Ireland

**H9 Does your household own or rent the accommodation?**

✓ *one box only.*

Owns outright  
▶▶ Go to **H11**

Owns with a mortgage or loan  
▶▶ Go to **H11**

Pays part rent and part mortgage (shared ownership)  
▶▶ Go to **H11**

Rents  
▶▶ Go to **H10**

Lives here rent free  
▶▶ Go to **H10**

**H10 Who is your landlord?**

Northern Ireland Housing Executive

Housing Association  
Housing Co-operative  
Charitable Trust

Private landlord or letting agency

Employer of a household member

Relative or friend of a household member

Other

This derived variable combine's information from the questions above.

Applicability : All occupied household spaces, UK

#### Owned

- 0 Owns outright
- 1 Owns with a mortgage or loan
- 2 Shared ownership

#### Social rented

- 3 Rented from Council (Local Authority)/Scottish Homes/NIHE
- 4 Other social rented

#### Private rented

- 5 Private landlord or letting agency
- 6 Employer of a household member
- 7 Relative or friend of household member
- 8 Other

#### Living rent-free

- 9 Living rent-free

X Not applicable

Total number of categories : 11

Not applicable category (X) comprises : household spaces with no residents

#### **A.6.9 Vacant/ second home indicator, household**

##### **VSHHUK**

This variable provides information as to whether an unoccupied household space is a second or holiday home or is a vacant household space. It is based on information provided by the enumerator. The enumerator is not asked to differentiate between second homes and holiday homes so they cannot be distinguished in output.

Applicability: Household spaces for which a dummy form is completed by the enumerator.

- 4 Second residence, holiday accommodation
- 5 Vacant household space

Note that household spaces which are identified by the enumerator as absents, refusals or non-returns but which do not subsequently have a household imputed by the One Number Census process will be classified as vacant in output. Households that return a form but then prove to be all visitor households will be classified as second/holiday homes in output.

## A.7 LABOUR MARKET

### A.7.1 Economic Activity

#### ECOPIK

##### England/Wales & Scotland

**19** Last week, were you doing any work:

- as an employee,
- as self-employed/freelance,
- in your own/family business, or
- on a Government sponsored training scheme?

◆ ✓ 'Yes' if you were away from work ill, on maternity leave, on holiday or temporarily laid off.

◆ ✓ 'Yes' for any paid work, including casual or temporary work, even if only for one hour.

◆ ✓ 'Yes' if you worked, paid or unpaid, in your own/family business.

Yes ➤ Go to **25**

No ➤ Go to **20**

##### Northern Ireland

**17** Last week, were you doing any work:

- as an employee, or on a Government sponsored training scheme,
- as self-employed/freelance, or
- in your own/family business (including shop or farm)?

◆ ✓ 'Yes' if away from work ill, on maternity leave, on holiday or temporarily laid off.

◆ ✓ 'Yes' for any paid work, including casual or temporary work, even if only for one hour.

◆ ✓ 'Yes' if you worked, paid or unpaid, in your own/family business.

Yes ➤ Go to **23**

No ➤ Go to **18**

##### England/Wales, Scotland & Northern Ireland

**21** If a job had been available last week, could you have started it within 2 weeks?

Yes  No

**22** Last week, were you waiting to start a job already obtained?

Yes  No

**23** Last week, were you any of the following?

◆ ✓ all the boxes that apply.

Retired  Student

Looking after home/family

Permanently sick/disabled

None of the above

This derived variable is created using information from the questions above, and the question on Hours Worked (see HOUPUK) and Employment Type (EMTPUK). The classification is based on the International Labour Office (ILO) definition of economic activity, and is an ONS harmonised survey classification.

As well as inevitable differences between a census and surveys, minor differences include the definition of part-time and full-time, and the sub-categorisation of economically inactive. For the Census, part-time is defined as working 30 hours or less, whereas for the harmonised output classification, part-time status is self-assessed. 'In employment' includes people on Government Sponsored Training Schemes.

The full classification given below provides detailed economic activity information for all economically active full-time students.



Applicability : All people aged between 16 and 74 years, UK

Economically Active (excluding full-time students)

In Employment

Employee

01 Part-time

02 Full-time

Self employed with employees

03 Part-time

04 Full-time

Self employed without employees

05 Part-time

06 Full-time

Unemployed

07 Seeking work and available to start within 2 weeks

08 Waiting to start a job already obtained and available to start within 2 weeks

Economically Active full-time students

In Employment

Employee

09 Part-time

10 Full-time

Self employed with employees

11 Part-time

12 Full-time

Self employed without employees

13 Part-time

14 Full-time

Unemployed

15 Seeking work and available to start within 2 weeks

16 Waiting to start a job already obtained and available to start within 2 weeks

Economically Inactive

17 Retired

18 Student

19 Looking after home/family

20 Permanently sick/disabled

21 Other

XX Not applicable

Total number of categories: 22

Not applicable category (XX) comprises:

- people aged 15 and under, or aged 75 and over

### **A.7.2 Employment deprivation, household indicator**

#### **DEPEMHUK**

This derived variable is an indicator of household deprivation. A household is defined as deprived in the employment dimension if any person in the household aged 16-74 who is not a full-time student is either unemployed or permanently sick.

This variable is not available in Northern Ireland because of the risk of confusion with existing deprivation measures.

Applicability: All occupied household spaces, England, Wales and Scotland

- 0 Not deprived in employment dimension
- 1 Deprived in employment dimension
- X Not applicable

Total number of categories: 3

Not applicable category (X) comprises: household spaces with no residents  
Not used in standard area statistics for Scotland

### **A.7.3 Workers in Generation 1 of Family**

#### **WG1FAMUK**

This variable indicates the number of people in generation 1 of a family who were working in the week before Census.

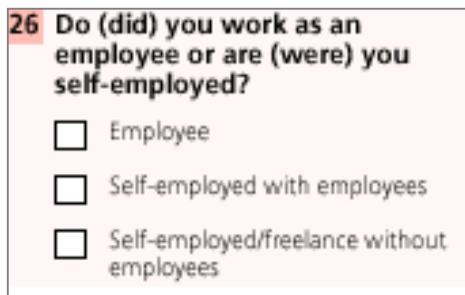
Applicability: All families, UK

- 0 No person working
- 1 One person working
- 2 Both people working

Total number of categories: 3

### **A.7.4 Employment Type**

#### **EMTPUK**



26 Do (did) you work as an employee or are (were) you self-employed?

- Employee
- Self-employed with employees
- Self-employed/freelance without employees

This variable records whether a person is (was) an employee, or self-employed with or without employees.

Applicability: All people aged 16 to 74 who have ever worked, UK

- 1 Employee
- 2 Self-employed with employees

- 3 Self employed without employees
- X Not applicable

Total number of categories: 4

Not applicable category (X) comprises:

- people aged 15 and under, or aged 75 and over
- people aged 16 to 74 who have never worked

### **A.7.5 Year Last Worked**

#### **LWYPUK**

**24** Have you ever worked?

Yes, *please write in the year you last worked*

▶ **Go to 25**

No, have never worked

▶ **Go to 34**

This variable records the year a person last worked.

Applicability: People aged 16 to 74 years, who were not working in the week before the Census but who have worked in the past, UK.

1941-2001

XXXX Not applicable

Total number of categories: 62

Not applicable comprises:

- people aged 15 and under, or aged 75 and over
- people who were working the week before the Census
- people who have never worked

The Ever Worked Indicator (EVWKPUK) is also based on this question.

Applicability: People aged 16-74 years, who were not working in the week before the Census, UK

- 1 Has worked
- 2 Never worked
- X Not applicable

Total number of categories: 3

Not applicable comprises:

- people aged 15 and under, or aged 75 and over
- people who were working the week before the Census

**A.7.6 Hours Worked**

**HOUPUK**

***England/Wales/Northern Ireland***

***Scotland***

**35** How many hours a week do you usually work in your *main* job?

◆ Answer to nearest whole hour.

◆ Give average for last four weeks.

Number of hours worked a week

**29** How many hours (to the nearest full hour) a week do (did) you usually work in your *main* job?

◆ Give average for last four weeks. Number of hours worked a week

This question records how many hours' people normally work in their *main* job. The person is asked to answer the question to the nearest whole hour and give the average for the last four weeks.

This variable is used in the derived variable - Economic Activity (ECOPUK) to determine whether a person is working part-time (30 hours or less per week) or full-time (31 hours or more per week).

Applicability: All people aged 16 to 74 years who were working the week before the Census, England, Wales and Northern Ireland. All people aged 16-74 who have ever worked, Scotland.

- 01 – 99            1 to 99 hours singly
- XX                Not applicable

Total number of categories: 100

Not applicable (XX) comprises:

- people aged 15 and under, or aged 75 and over
- people aged 16 to 74 who were not working in the week before the Census, England, Wales and Northern Ireland.
- people aged 16 to 74 who have never worked, Scotland.

**A.7.7 Industry**

**INDPUK**

***England/Wales & Northern Ireland***

**30** What is (was) the business of your employer at the place where you work (worked)?

◆ For example, MAKING SHOES, REPAIRING CARS, SECONDARY EDUCATION, FOOD WHOLESALE, CLOTHING RETAIL, DOCTOR'S SURGERY.

◆ If you are (were) self-employed/freelance or have (had) your own business, what is (was) the nature of your business?

◆ Civil Servants, Local Government Officers - please specify your Department.

## Scotland

**33** What is (was) the business of the organisation which you named above at Question 32?

- ▶ For example, MAKING SHOES, REPAIRING CARS, SECONDARY EDUCATION.
- ▶ Civil Servants, Local Government Officers - please specify your Department.


This question asks for a description of the business, or main activity of each person's employer. The variable uses a Census modified version of the *UK Standard Industrial Classification of Economic Activities 1992 – UK SIC (92)* classification. For the 2001 Census, industry descriptions given to the question above are automatically coded using the modified SIC(92) classification. Where possible, output is at the detailed 4-digit level. However, in many cases, insufficient information is given by the public when completing this question. For example, insufficient responses provided by the form-filler relating to the construction industry has meant releasing output at the 2-digit level only. This has resulted in a need to produce a modified output classification that is a mixture of 2, 3 and 4-digit industry codes. The classification below provides output similar to that of the 1991 Census. In standard output, the most detailed classification is at section level, A to Q.

**Applicability:** All people aged 16 to 74 years working in the week before Census and all people aged 16 to 64 years who were not working in the week before Census but who last worked in 1996 or later, England, Wales and Scotland.

All people aged 16 to 74 years who have ever worked, Northern Ireland

### **A Agriculture, Hunting and Forestry**

- 01 Agriculture, hunting and related service activities
  - 011 Growing of crops, market gardening; horticulture
  - 012 Farming of animals
  - 013 Growing of crops combined with farming of animals (mixed farming)
  - 014 Agricultural and animal husbandry service activities, except veterinary activities
  - 015 Hunting, trapping and game propagation including related service activities
  - 010 Farming n.o.s
- 02 Forestry, logging and related service activities

### **B Fishing**

- 05 Fishing, operation of fish hatcheries and fish farms; service activities incidental to fishing

### **C Mining and Quarrying**

- 10 Mining of coal and lignite; extraction of peat
- 11 Extraction of crude petroleum and natural gas; service activities incidental to oil and gas extraction excluding surveying
- 12 Mining of uranium and thorium ores
- 13 Mining of metal ores
- 14 Other mining and quarrying

## D Manufacturing

- 15 Manufacture of food products and beverages
  - 151 Production, processing and preserving of meat and meat products
  - 152 Processing and preserving of fish and fish products
  - 153 Processing and preserving of fruit and vegetables
  - 154 Manufacture of vegetable and animal oils and fats
  - 155 Manufacture of dairy products
  - 156 Manufacture of grain mill products, starches and starch products
  - 157 Manufacture of prepared animal feeds
  - 158 Manufacture of other food products
  - 159 Manufacture of beverages
  - 150 Manufacture of food products and beverages n.o.s
- 16 Manufacture of tobacco products
- 17 Manufacture of textiles
- 18 Manufacture of wearing apparel; dressing and dyeing of fur
- 19 Tanning and dressing of leather; Manufacture of luggage, handbags, saddlery harness and footwear
  - 191 Tanning and dressing of leather
  - 192 Manufacture of luggage, handbags and the like, saddlery and harness
  - 193 Manufacture of footwear
  - 190 Manufacture of leather and leather products n.o.s.
- 20 Manufacture of wood and products of wood and cork, except furniture; manufacture of articles of straw and plaiting materials
- 21 Manufacture of pulp, paper and paper products
  - 211 Manufacture of pulp, paper and paperboard
  - 212 Manufacture of articles of paper and paperboard
  - 210 Manufacture of pulp, paper and paper products n.o.s.
- 22 Publishing, printing and reproduction of recorded media
  - 221 Publishing
  - 222 Printing and service activities related to printing
  - 223 Reproduction of recorded media
  - 220 Printing and publishing n.o.s
- 23 Manufacture of coke, refined petroleum products and nuclear fuel
- 24 Manufacture of chemicals and chemical products
  - 241 Manufacture of basic chemicals
  - 242 Manufacture of pesticides and other agro-chemical products
  - 243 Manufacture of paints, varnishes and similar coatings, printing ink and mastics
  - 244 Manufacture of pharmaceuticals, medicinal chemicals and botanical products
  - 245 Manufacture of soap and detergents, cleaning and polishing preparations, perfumes and toilet preparations
  - 246 Manufacture of other chemical products
  - 247 Manufacture of man-made fibres
  - 240 Manufacture of chemicals n.o.s

- 25 Manufacture of rubber and plastic products
  - 251 Manufacture of rubber products
  - 252 Manufacture of plastic products
  - 250 Manufacture of rubber and plastic products n.o.s
- 26 Manufacture of other non-metallic mineral products
  - 261 Manufacture of glass and glass products
  - 262 Manufacture of non-refractory ceramic goods other than for construction purposes; manufacture of refractory ceramic products
  - 263 Manufacture of ceramic tiles and flags
  - 264 Manufacture of bricks, tiles and construction products, in baked clay
  - 265 Manufacture of cement, lime and plaster
  - 266 Manufacture of articles of concrete, plaster and cement
  - 267 Cutting, shaping and finishing of stone
  - 268 Manufacture of other non-metallic mineral products
  - 260 Manufacture of other non-metallic mineral products n.o.s
- 27 Manufacture of basic metals
- 28 Manufacture of fabricated metal products, except machinery and equipment
- 29 Manufacture of machinery and equipment not elsewhere classified
  - 291 Manufacture of machinery for the production and use of mechanical power, except aircraft, vehicle and cycle engines
  - 292 Manufacture of other general purpose machinery
  - 293 Manufacture of agricultural and forestry machinery
  - 294 Manufacture of machine tools
  - 295 Manufacture of other special purpose machinery
  - 296 Manufacture of weapons and ammunition
  - 297 Manufacture of domestic appliances not elsewhere classified
  - 290 Manufacture of machinery and equipment n.o.s
- 30 Manufacture of office machinery and computers
- 31 Manufacture of electrical machinery and apparatus not elsewhere classified
- 32 Manufacture of radio, television and communication equipment and apparatus
- 33 Manufacture of medical, precision and optical instruments, watches and clocks
  - 331 Manufacture of medical and surgical equipment and orthopaedic appliances
  - 332 Manufacture of instruments and appliances for measuring, checking, testing, navigating and other purposes, except industrial process control equipment
  - 333 Manufacture of industrial process control equipment
  - 334 Manufacture of optical instruments and photographic equipment
  - 335 Manufacture of watches and clocks
  - 330 Manufacture of medical, precision and optical instruments, watches and clocks n.o.s
- 34 Manufacture of Motor Vehicles, Trailers and Semi-trailers
  - 341 Manufacture of motor vehicles
  - 342 Manufacture of bodies (coachwork) for motor vehicles; manufacture

- of trailers and semi-trailers
- 343 Manufacture of parts and accessories for motor vehicles and their engines
- 340 Manufacture of motor vehicles, trailers and semi-trailers n.o.s
- 35 Manufacture of other transport equipment
  - 351 Building and repairing of ships and boats
  - 352 Manufacture of railway and tramway locomotives and rolling stock
  - 353 Manufacture of aircraft and spacecraft
  - 354 Manufacture of motorcycles and bicycles
  - 355 Manufacture of other transport equipment not elsewhere classified
  - 350 Manufacture of other transport equipment n.o.s
- 36 Manufacture of furniture, manufacturing not elsewhere classified
  - 361 Manufacture of furniture
  - 362 Manufacture of jewellery and related articles
  - 363 Manufacture of musical instruments
  - 364 Manufacture of sports goods
  - 365 Manufacture of games and toys
  - 366 Miscellaneous manufacturing not elsewhere classified
  - 360 Manufacturing n.o.s
- 37 Recycling

## **E Electricity, gas and water supply**

- 40 Electricity, gas, steam and hot water supply
  - 401 Production and distribution of electricity
  - 402 Manufacture of gas; distribution of gaseous fuels through mains
  - 403 Steam and hot water supply
  - 400 Electricity, gas, steam and hot water supply n.o.s
- 41 Collection, purification and distribution of water

## **F Construction**

- 45 Construction

## **G Wholesale and retail trade; Repair of motor vehicles, motorcycles and personal and household goods**

- 50 Sale, maintenance and repair of motor vehicles and motorcycles; Retail sale of automotive fuel
  - 501 Sale of motor vehicles
  - 502 Maintenance and repair of motor vehicles
  - 503 Sale of motor vehicle parts and accessories
  - 504 Sale, maintenance and repair of motorcycles and related parts and accessories
  - 505 Retail sale of automotive fuel
  - 500 Sale, maintenance and repair of motor vehicles and motorcycles n.o.s
- 51 Wholesale trade and commission trade, except of motor vehicles and motorcycles
- 52 Retail trade, except of motor vehicles and motorcycles; repair of personal and household goods
  - 530 Retail and wholesale n.o.s (when not coded to either 51 or 52)



## **H Hotels and Restaurants**

- 55 Hotels and restaurants
  - 551 Hotels
  - 552 Camping sites and other provision of short stay accommodation
  - 553 Restaurants
  - 554 Bars
  - 555 Canteens and catering
  - 550 Hotels and restaurants n.o.s

## **I Transport, storage and communication**

- 60 Land transport; Transport via pipelines
  - 601 Transport via railways
  - 602 Other land transport
  - 603 Transport via pipelines
  - 600 Land transport n.o.s
- 61 Water transport
- 62 Air transport
- 63 Supporting and auxiliary transport activities; activities of travel agents
  - 631 Cargo handling and storage
  - 632 Other supporting transport activities
  - 633 Activities of travel agencies and tour operators; tourist assistance activities not elsewhere classified
  - 634 Activities of other transport agencies
  - 630 Supporting and auxiliary transport activities n.o.s
- 64 Post and Telecommunications
  - 641 Post and courier activities
  - 642 Telecommunications
  - 640 Post and telecommunications n.o.s

## **J Financial Intermediation**

- 65 Financial intermediation, except insurance and pension funding
- 66 Insurance and pension funding, except compulsory social security
- 67 Activities auxiliary to financial intermediation

## **K Real Estate, Renting and Business activities**

- 70 Real Estate activities
- 71 Renting of machinery and equipment without operator and of personal and household goods
- 72 Computer and related activities
- 73 Research and Development
- 74 Other Business Activities
  - 7411 Legal activities
  - 7412 Accounting, book keeping and auditing activities; tax consultancy
  - 7413 Market research and public opinion polling
  - 7414 Business and management consultancy activities
  - 7415 Management activities of holding companies
  - 742 Architectural and engineering activities and related technical consultancy
  - 743 Technical testing and analysis

- 744 Advertising
- 745 Labour recruitment and provision of personnel
- 746 Investigation and security activities
- 747 Industrial cleaning
- 748 Miscellaneous business activities not elsewhere classified
- 740 Other business activities n.o.s

## **L Public Administration and Defence; Compulsory Social Security**

- 75 Public Administration and Defence; Compulsory Social Security
  - 7511 General (overall) public service activities
  - 7512 Regulation of the activities of agencies that provide health care, education, cultural services and other social services excluding social security
  - 7513 Regulation of and contribution to more efficient operation of business
  - 7514 Supporting service activities for the government as a whole
  - 7521 Foreign affairs
  - 7522 Defence activities
  - 7523 Justice and judicial activities
  - 7524 Public security, law and order activities
  - 7525 Fire service activities
  - 753 Compulsory social security activities
  - 750 Public administration n.o.s

## **M Education**

- 80 Education
  - 801 Primary Education
  - 8021 General secondary education
  - 8022 Technical and vocational secondary education.
  - 8031 Sub-degree level higher education
  - 8032 First degree, post graduate level higher education
  - 8041 Driving school activities
  - 8042 Adult and other education not elsewhere classified
  - 800 Education n.o.s

## **N Health and Social Work**

- 85 Health and Social Work
  - 8511 Hospital Activities
  - 8512 Medical practice activities
  - 8513 Dental practice activities
  - 8514 Other human health activities
  - 852 Veterinary activities
  - 853 Social work activities
  - 850 Health and social work n.o.s

## **O Other Community, Social and Personal Service Activities**

- 90 Sewage and refuse disposal, sanitation and similar activities
- 91 Activities of membership organisations
- 92 Recreational, Cultural and Sporting Activities
  - 921 Motion picture and video activities

- 922 Radio and television activities
- 923 Other entertainment activities
- 924 News agency activities
- 925 Library, archives, museums and other cultural activities
- 926 Sporting activities
- 927 Other recreational activities
- 920 Recreational, cultural and sporting activities n.o.s
- 93 Other service activities

**P Private Households with Employed Persons**

- 95 Private Households with employed persons

**Q Extra-Territorial Organisation and Bodies**

- 99 Extra-Territorial Organisations and Bodies

XXX Not applicable

*n.o.s stands for 'not otherwise stated'.*

Total number of categories: 191

Not applicable (XXX) comprises:

- all people aged 15 and under or aged 75 and over, UK
- all people aged 16-64, who were not working in the week before census and who last worked before 1996 or who have never worked, England, Wales and Scotland
- all people aged 65-74 who were not working in the week before census, England, Wales and Scotland
- all people aged 16-74 who have never worked, Northern Ireland

**A.7.8 Occupation**

**OCCPUK**

***England/Wales & Northern Ireland***

<b>27</b>	<b>What is (was) the full title of your <i>main</i> job?</b>
<p>♦ For example, PRIMARY SCHOOL TEACHER, STATE REGISTERED NURSE, CAR MECHANIC, TELEVISION SERVICE ENGINEER, BENEFITS ASSISTANT.</p> <p>♦ Civil Servants, Local Government Officers - give job title not grade or pay band.</p>	
<b>28</b>	<b>Describe what you do (did) in your <i>main</i> job.</b>

## Scotland

<b>30</b>	<b>What is (was) the full title of your <i>main</i> job?</b>
<p>♦ For example, PRIMARY SCHOOL TEACHER, CAR MECHANIC, TELEVISION SERVICE ENGINEER, BENEFITS ASSISTANT.</p> <p>♦ Civil Servants, Local Government Officers - give job title not grade or pay band.</p>	
<b>31</b>	<b>Describe what you do (did) in your <i>main</i> job.</b>

This variable records the occupation of the person, coded to the new Standard Occupational Classification (SOC2000). The 2001 Census uses the full classification down to unit group level – the lowest of the four levels in the classification.

**Applicability:** All people aged 16 to 74 years working in the week before Census and all people aged 16 to 64 years who were not working in the week before Census but who last worked in 1996 or later, England, Wales and Scotland.

All people aged 16 to 74 years who have ever worked, Northern Ireland

The different levels in this classification are:

- 1 digit code (e.g. 1) – Major Group Level, 9 categories
- 2 digit code (e.g. 11) - Sub-Major Group Level, 25 categories
- 3 digit code (e.g. 111) – Minor Group Level, 81 categories
- 4-digit code (e.g. 1111) – Unit Group Level, 353 categories

The most detail used in standard output is the Sub-Major Group level.

The Sub-Major, Minor Group and Unit Group structure is defined as follows:

Major Group	Sub-Major Group	Minor Group	Unit Group	Group Title
<b>1</b>				<b>MANAGERS AND SENIOR OFFICIALS</b>
	<b>11</b>			<b>CORPORATE MANAGERS</b>
		<b>111</b>		<b>Corporate Managers And Senior Officials</b>
			1111	Senior officials in national government
			1112	Directors and chief executives of major organisations
			1113	Senior officials in local government
			1114	Senior officials of special interest organisations
		<b>112</b>		<b>Production Managers</b>
			1121	Production, works and maintenance managers
			1122	Managers in construction
			1123	Managers in mining and energy

- 113                    Functional Managers**
  - 1131    Financial managers and chartered secretaries
  - 1132    Marketing and sales managers
  - 1133    Purchasing managers
  - 1134    Advertising and public relations managers
  - 1135    Personnel, training and industrial relations managers
  - 1136    Information and communication technology managers
  - 1137    Research and development managers
- 114                    Quality And Customer Care Managers**
  - 1141    Quality assurance managers
  - 1142    Customer care managers
- 115                    Financial Institution And Office Managers**
  - 1151    Financial institution managers
  - 1152    Office managers
- 116                    Managers In Distribution, Storage And Retailing**
  - 1161    Transport and distribution managers
  - 1162    Storage and warehouse managers
  - 1163    Retail and wholesale managers
- 117                    Protective Service Officers**
  - 1171    Officers in armed forces
  - 1172    Police officers (inspectors and above)
  - 1173    Senior officers in fire, ambulance, prison and related services
  - 1174    Security managers
- 118                    Health And Social Services Managers**
  - 1181    Hospital and health service managers
  - 1182    Pharmacy managers
  - 1183    Healthcare practice managers
  - 1184    Social services managers
  - 1185    Residential and day care managers
- 12                    MANAGERS AND PROPRIETORS IN AGRICULTURE AND SERVICES**
  - 121                    Managers In Farming, Horticulture, Forestry And Fishing**
    - 1211    Farm managers
    - 1212    Natural environment and conservation managers
    - 1219    Managers in animal husbandry, forestry and fishing n.e.c
  - 122                    Managers And Proprietors In Hospitality And Leisure Services**
    - 1221    Hotel and accommodation managers
    - 1222    Conference and exhibition managers
    - 1223    Restaurant and catering managers

- 1224 Publicans and managers of licensed premises
- 1225 Leisure and sports managers
- 1226 Travel agency managers

**123 Managers And Proprietors In Other Service Industries**

- 1231 Property, housing and land managers
- 1232 Garage managers and proprietors
- 1233 Hairdressing and beauty salon managers and proprietors
- 1234 Shopkeepers and wholesale/retail dealers
- 1235 Recycling and refuse disposal managers
- 1239 Managers and proprietors in other services n.e.c.

**2**

**PROFESSIONAL OCCUPATIONS**

**21 SCIENCE AND TECHNOLOGY PROFESSIONALS**

**211 Science Professionals**

- 2111 Chemists
- 2112 Biological scientists and biochemists
- 2113 Physicists, geologists and meteorologists

**212 Engineering Professionals**

- 2121 Civil engineers
- 2122 Mechanical engineers
- 2123 Electrical engineers
- 2124 Electronics engineers
- 2125 Chemical engineers
- 2126 Design and development engineers
- 2127 Production and process engineers
- 2128 Planning and quality control engineers
- 2129 Engineering professionals n.e.c.

**213 Information And Communication Technology Professionals**

- 2131 IT strategy and planning professionals
- 2132 Software professionals

**22 HEALTH PROFESSIONALS**

**221 Health Professionals**

- 2211 Medical practitioners
- 2212 Psychologists
- 2213 Pharmacists/pharmacologists
- 2214 Ophthalmic opticians
- 2215 Dental practitioners
- 2216 Veterinarians

**23 TEACHING AND RESEARCH PROFESSIONALS**

**231 Teaching Professionals**

- 2311 Higher education teaching professionals
- 2312 Further education teaching professionals

- 2313 Education officers, school inspectors
- 2314 Secondary education teaching professionals
- 2315 Primary and nursery education teaching professionals
- 2316 Special needs education teaching professionals
- 2317 Registrars and senior administrators of educational establishments
- 2319 Teaching professionals n.e.c.

**232 Research Professionals**

- 2321 Scientific researchers
- 2322 Social science researchers
- 2329 Researchers n.e.c.

**24 BUSINESS AND PUBLIC SERVICE PROFESSIONALS**

**241 Legal Professionals**

- 2411 Solicitors and lawyers, judges and coroners
- 2419 Legal professionals n.e.c.

**242 Business And Statistical Professionals**

- 2421 Chartered and certified accountants
- 2422 Management accountants
- 2423 Management consultants, actuaries, economists and statisticians

**243 Architects, Town Planners, Surveyors**

- 2431 Architects
- 2432 Town planners
- 2433 Quantity surveyors
- 2434 Chartered surveyors (not quantity surveyors)

**244 Public Service Professionals**

- 2441 Public service administrative professionals
- 2442 Social workers
- 2443 Probation officers
- 2444 Clergy

**245 Librarians And Related Professionals**

- 2451 Librarians
- 2452 Archivists and curators

**3 ASSOCIATE PROFESSIONAL AND TECHNICAL OCCUPATIONS**

**31 SCIENCE AND TECHNOLOGY ASSOCIATE PROFESSIONALS**

**311 Science And Engineering Technicians**

- 3111 Laboratory technicians
- 3112 Electrical/electronics technicians
- 3113 Engineering technicians
- 3114 Building and civil engineering technicians
- 3115 Quality assurance technicians
- 3119 Science and engineering technicians n.e.c.

	<b>312</b>	<b>Draughtspersons And Building Inspectors</b>
	3121	Architectural technologists and town planning technicians
	3122	Draughtspersons
	3123	Building inspectors
	<b>313</b>	<b>IT Service Delivery Occupations</b>
	3131	IT operations technicians
	3132	IT user support technicians
<b>32</b>		<b>HEALTH AND SOCIAL WELFARE ASSOCIATE PROFESSIONALS</b>
	<b>321</b>	<b>Health Associate Professionals</b>
	3211	Nurses
	3212	Midwives
	3213	Paramedics
	3214	Medical radiographers
	3215	Chiropodists
	3216	Dispensing opticians
	3217	Pharmaceutical dispensers
	3218	Medical and dental technicians
	<b>322</b>	<b>Therapists</b>
	3221	Physiotherapists
	3222	Occupational therapists
	3223	Speech and language therapists
	3229	Therapists n.e.c.
	<b>323</b>	<b>Social Welfare Associate Professionals</b>
	3231	Youth and community workers
	3232	Housing and welfare officers
<b>33</b>		<b>PROTECTIVE SERVICE OCCUPATIONS</b>
	<b>331</b>	<b>Protective Service Occupations</b>
	3311	NCOs and other ranks
	3312	Police officers (sergeant and below)
	3313	Fire service officers (leading fire officer and below)
	3314	Prison service officers (below principal officer)
	3319	Protective service associate professional's n.e.c.
<b>34</b>		<b>CULTURE, MEDIA AND SPORTS OCCUPATIONS</b>
	<b>341</b>	<b>Artistic And Literary Occupations</b>
	3411	Artists
	3412	Authors, writers
	3413	Actors, entertainers
	3414	Dancers and choreographers
	3415	Musicians
	3416	Arts officers, producers and directors



<b>342</b>	<b>Design Associate Professionals</b>
3421	Graphic designers
3422	Product, clothing and related designers
<b>343</b>	<b>Media Associate Professionals</b>
3431	Journalists, newspaper and periodical editors
3432	Broadcasting associate professionals
3433	Public relations officers
3434	Photographers and audio-visual equipment operators
<b>344</b>	<b>Sports And Fitness Occupations</b>
3441	Sports players
3442	Sports coaches, instructors and officials
3443	Fitness instructors
3449	Sports and fitness occupations n.e.c.
<b>35</b>	<b><i>BUSINESS AND PUBLIC SERVICE ASSOCIATE PROFESSIONALS</i></b>
<b>351</b>	<b>Transport Associate Professionals</b>
3511	Air traffic controllers
3512	Aircraft pilots and flight engineers
3513	Ship and hovercraft officers
3514	Train drivers
<b>352</b>	<b>Legal Associate Professionals</b>
3520	Legal associate professionals
<b>353</b>	<b>Business And Finance Associate Professionals</b>
3531	Estimators, valuers and assessors
3532	Brokers
3533	Insurance underwriters
3534	Finance and investment analysts/advisers
3535	Taxation experts
3536	Importers, exporters
3537	Financial and accounting technicians
3539	Business and related associate professionals n.e.c.
<b>354</b>	<b>Sales And Related Associate Professionals</b>
3541	Buyers and purchasing officers
3542	Sales representatives
3543	Marketing associate professionals
3544	Estate agents, auctioneers
<b>355</b>	<b>Conservation Associate Professionals</b>
3551	Conservation and environmental protection officers
3552	Countryside and park rangers
<b>356</b>	<b>Public Service And Other Associate Professionals</b>

- 3561 Public service associate professionals
- 3562 Personnel and industrial relations officers
- 3563 Vocational and industrial trainers and instructors
- 3564 Careers advisers and vocational guidance specialists
- 3565 Inspectors of factories, utilities and trading standards
- 3566 Statutory examiners
- 3567 Occupational hygienists and safety officers (health and safety)
- 3568 Environmental health officers

4

**ADMINISTRATIVE AND SECRETARIAL OCCUPATIONS**

41

**ADMINISTRATIVE OCCUPATIONS**

**411 Administrative Occupations: Government And Related Organisations**

- 4111 Civil Service executive officers
- 4112 Civil Service administrative officers and assistants
- 4113 Local government clerical officers and assistants
- 4114 Officers of non-governmental organisations

**412 Administrative Occupations: Finance**

- 4121 Credit controllers
- 4122 Accounts and wages clerks, book-keepers, other financial clerks
- 4123 Counter clerks

**413 Administrative Occupations: Records**

- 4131 Filing and other records assistants/clerks
- 4132 Pensions and insurance clerks
- 4133 Stock control clerks
- 4134 Transport and distribution clerks
- 4135 Library assistants/clerks
- 4136 Database assistants/clerks
- 4137 Market research interviewers

**414 Administrative Occupations: Communications**

- 4141 Telephonists
- 4142 Communication operators

**415 Administrative Occupations: General**

- 4150 General office assistants/clerks

42

**SECRETARIAL AND RELATED OCCUPATIONS**

**421 Secretarial And Related Occupations**

- 4211 Medical secretaries
- 4212 Legal secretaries
- 4213 School secretaries
- 4214 Company secretaries
- 4215 Personal assistants and other secretaries
- 4216 Receptionists

4217 Typists

5

**SKILLED TRADES OCCUPATIONS**

**51 SKILLED AGRICULTURAL TRADES**

**511 Agricultural Trades**

- 5111 Farmers
- 5112 Horticultural trades
- 5113 Gardeners and groundsmen/groundswomen
- 5119 Agricultural and fishing trades n.e.c.

**52 SKILLED METAL AND ELECTRICAL TRADES**

**521 Metal Forming, Welding And Related Trades**

- 5211 Smiths and forge workers
- 5212 Moulders, core makers, die casters
- 5213 Sheet metal workers
- 5214 Metal plate workers, shipwrights, riveters
- 5215 Welding trades
- 5216 Pipe fitters

**522 Metal Machining, Fitting And Instrument Making Trades**

- 5221 Metal machining setters and setter-operators
- 5222 Tool makers, tool fitters and markers-out
- 5223 Metal working production and maintenance fitters
- 5224 Precision instrument makers and repairers

**523 Vehicle Trades**

- 5231 Motor mechanics, auto engineers
- 5232 Vehicle body builders and repairers
- 5233 Auto electricians
- 5234 Vehicle spray painters

**524 Electrical Trades**

- 5241 Electricians, electrical fitters
- 5242 Telecommunications engineers
- 5243 Lines repairers and cable jointers
- 5244 TV, video and audio engineers
- 5245 Computer engineers, installation and maintenance
- 5249 Electrical/electronics engineers n.e.c.

**53 SKILLED CONSTRUCTION AND BUILDING TRADES**

**531 Construction Trades**

- 5311 Steel erectors
- 5312 Bricklayers, masons
- 5313 Roofers, roof tilers and slaters
- 5314 Plumbers, heating and ventilating engineers
- 5315 Carpenters and joiners
- 5316 Glaziers, window fabricators and fitters
- 5319 Construction trades n.e.c.

**532 Building Trades**

- 5321 Plasterers
- 5322 Floorers and wall tilers
- 5323 Painters and decorators

**54 TEXTILES, PRINTING AND OTHER SKILLED TRADES**

**541 Textiles And Garments Trades**

- 5411 Weavers and knitters
- 5412 Upholsterers
- 5413 Leather and related trades
- 5414 Tailors and dressmakers
- 5419 Textiles, garments and related trades n.e.c.

**542 Printing Trades**

- 5421 Originators, compositors and print preparers
- 5422 Printers
- 5423 Bookbinders and print finishers
- 5424 Screen printers

**543 Food Preparation Trades**

- 5431 Butchers, meat cutters
- 5432 Bakers, flour confectioners
- 5433 Fishmongers, poultry dressers
- 5434 Chefs, cooks

**549 Skilled Trades n. e. c.**

- 5491 Glass and ceramics makers, decorators and finishers
- 5492 Furniture makers, other craft woodworkers
- 5493 Pattern makers (moulds)
- 5494 Musical instrument makers and tuners
- 5495 Goldsmiths, silversmiths, precious stone workers
- 5496 Floral arrangers, florists
- 5499 Hand craft occupations n.e.c.

**6 PERSONAL SERVICE OCCUPATIONS**

**61 CARING PERSONAL SERVICE OCCUPATIONS**

**611 Healthcare And Related Personal Services**

- 6111 Nursing auxiliaries and assistants
- 6112 Ambulance staff (excluding paramedics)
- 6113 Dental nurses
- 6114 Houseparents and residential wardens
- 6115 Care assistants and home carers

**612 Childcare And Related Personal Services**

- 6121 Nursery nurses
- 6122 Childminders and related occupations
- 6123 Playgroup leaders/assistants
- 6124 Educational assistants

	<b>613</b>	<b>Animal Care Services</b>
	6131	Veterinary nurses and assistants
	6139	Animal care occupations n.e.c.
<b>62</b>		<b>LEISURE AND OTHER PERSONAL SERVICE OCCUPATIONS</b>
	<b>621</b>	<b>Leisure And Travel Service Occupations</b>
	6211	Sports and leisure assistants
	6212	Travel agents
	6213	Travel and tour guides
	6214	Air travel assistants
	6215	Rail travel assistants
	6219	Leisure and travel service occupations n.e.c.
	<b>622</b>	<b>Hairdressers And Related Occupations</b>
	6221	Hairdressers, barbers
	6222	Beauticians and related occupations
	<b>623</b>	<b>Housekeeping Occupations</b>
	6231	Housekeepers and related occupations
	6232	Caretakers
	<b>629</b>	<b>Personal Services Occupations n. e. c.</b>
	6291	Undertakers and mortuary assistants
	6292	Pest control officers
<b>7</b>		<b>SALES AND CUSTOMER SERVICE OCCUPATIONS</b>
	<b>71</b>	<b>SALES OCCUPATIONS</b>
	<b>711</b>	<b>Sales Assistants And Retail Cashiers</b>
	7111	Sales and retail assistants
	7112	Retail cashiers and check-out operators
	7113	Telephone salespersons
	<b>712</b>	<b>Sales Related Occupations</b>
	7121	Collector salespersons and credit agents
	7122	Debt, rent and other cash collectors
	7123	Roundsmen/women and van salespersons
	7124	Market and street traders and assistants
	7125	Merchandisers and window dressers
	7129	Sales related occupations n.e.c.
<b>72</b>		<b>CUSTOMER SERVICE OCCUPATIONS</b>
	<b>721</b>	<b>Customer Service Occupations</b>
	7211	Call centre agents/operators
	7212	Customer care occupations
<b>8</b>		<b>PROCESS, PLANT AND MACHINE OPERATIVES</b>
	<b>81</b>	<b>PROCESS, PLANT AND MACHINE OPERATIVES</b>
	<b>811</b>	<b>Process Operatives</b>
	8111	Food, drink and tobacco process operatives

	8112	Glass and ceramics process operatives
	8113	Textile process operatives
	8114	Chemical and related process operatives
	8115	Rubber process operatives
	8116	Plastics process operatives
	8117	Metal making and treating process operatives
	8118	Electroplaters
	8119	Process operatives n.e.c.
<b>812</b>		<b>Plant And Machine Operatives</b>
	8121	Paper and wood machine operatives
	8122	Coal mine operatives
	8123	Quarry workers and related operatives
	8124	Energy plant operatives
	8125	Metal working machine operatives
	8126	Water and sewerage plant operatives
	8129	Plant and machine operatives n.e.c.
<b>813</b>		<b>Assemblers And Routine Operatives</b>
	8131	Assemblers (electrical products)
	8132	Assemblers (vehicles and metal goods)
	8133	Routine inspectors and testers
	8134	Weighers, graders, sorters
	8135	Tyre, exhaust and windscreen fitters
	8136	Clothing cutters
	8137	Sewing machinists
	8138	Routine laboratory testers
	8139	Assemblers and routine operatives n.e.c.
<b>814</b>		<b>Construction Operatives</b>
	8141	Scaffolders, staggers, riggers
	8142	Road construction operatives
	8143	Rail construction and maintenance operatives
	8149	Construction operatives n.e.c.
<b>82</b>		<b>TRANSPORT AND MOBILE MACHINE DRIVERS AND OPERATIVES</b>
<b>821</b>		<b>Transport Drivers And Operatives</b>
	8211	Heavy goods vehicle drivers
	8212	Van drivers
	8213	Bus and coach drivers
	8214	Taxi, cab drivers and chauffeurs
	8215	Driving instructors
	8216	Rail transport operatives
	8217	Seafarers (merchant navy); barge, lighter and boat operatives
	8218	Air transport operatives
	8219	Transport operatives n.e.c.
<b>822</b>		<b>Mobile Machine Drivers And Operatives</b>
	8221	Crane drivers
	8222	Fork-lift truck drivers
	8223	Agricultural machinery drivers

8229 Mobile machine drivers and operatives n.e.c.

9

## **ELEMENTARY OCCUPATIONS**

### **91 ELEMENTARY TRADES, PLANT AND STORAGE RELATED OCCUPATIONS**

#### **911 Elementary Agricultural Occupations**

9111 Farm workers  
9112 Forestry workers  
9119 Fishing and agriculture related occupations n.e.c.

#### **912 Elementary Construction Occupations**

9121 Labourers in building and woodworking trades  
9129 Labourers in other construction trades n.e.c.

#### **913 Elementary Process Plant Occupations**

9131 Labourers in foundries  
9132 Industrial cleaning process occupations  
9133 Printing machine minders and assistants  
9134 Packers, bottlers, canners, fillers  
9139 Labourers in process and plant operations n.e.c.

#### **914 Elementary Goods Storage Occupations**

9141 Stevedores, dockers and slingers  
9149 Other goods handling and storage occupations n.e.c.

### **92 ELEMENTARY ADMINISTRATION AND SERVICE OCCUPATIONS**

#### **921 Elementary Administration Occupations**

9211 Postal workers, mail sorters, messengers, couriers  
9219 Elementary office occupations n.e.c.

#### **922 Elementary Personal Services Occupations**

9221 Hospital porters  
9222 Hotel porters  
9223 Kitchen and catering assistants  
9224 Waiters, Waitresses  
9225 Bar staff  
9226 Leisure and theme park attendants  
9229 Elementary personal services occupations n.e.c.

#### **923 Elementary Cleaning Occupations**

9231 Window cleaners  
9232 Road sweepers  
9233 Cleaners, domestics  
9234 Launderers, dry cleaners, pressers  
9235 Refuse and salvage occupations  
9239 Elementary cleaning occupations n.e.c.

#### **924 Elementary Security Occupations**

9241 Security guards and related occupations  
9242 Traffic wardens  
9243 School crossing patrol attendants  
9244 School mid-day assistants  
9245 Car park attendants  
9249 Elementary security occupations n.e.c.

<b>925</b>	<b>Elementary Sales Occupations</b>
9251	Shelf fillers
9259	Elementary sales occupations n.e.c.

Number of categories 354

xxxx not applicable

Not applicable (xxxx) comprises:

- all people aged 15 and under or aged 75 and over, UK
  - all people aged 16-64, who were not working in the week before census and who last worked before 1996 or who have never worked, England, Wales and Scotland
  - all people aged 65-74 who were not working in the week before census, England, Wales and Scotland
  - all people aged 16-74 who have never worked Northern Ireland
- Not applicable (xxxx) comprises:
- all people aged 15 and under or aged 75 and over, UK
  - all people aged 16-64, who were not working in the week before census and who last worked before 1996 or who have never worked, England, Wales and Scotland
  - all people aged 65-74 who were not working in the week before census, England, Wales and Scotland
  - all people aged 16-74 who have never worked Northern Ireland

### A.7.9 Size of Workforce

#### SIZPUK

#### *England/Wales & Northern Ireland*

**26** How many people work (worked) for your employer at the place where you work (worked)?

♦ If you are (were) self-employed, ✓ to show how many people you employ (employed).

<input type="checkbox"/> 1 - 9	<input type="checkbox"/> 10 - 24
<input type="checkbox"/> 25 - 499	<input type="checkbox"/> 500 or more

#### *Scotland*

**28** How many people work (worked) for your employer at the place where you work (worked)?

♦ If you are (were) self-employed, ✓ to show how many people you employ (employed) including yourself.

<input type="checkbox"/> 1-9	<input type="checkbox"/> 10-24
<input type="checkbox"/> 25-499	<input type="checkbox"/> 500 or more

This variable records how many people work for the organisation that the person is employed by, at the person's place of employment. Self employed persons should show how many people they employ (including themselves).

Applicability: All people aged 16 to 74 years who have ever worked, UK

- 1 1-9 people
- 2 10-24 people
- 3 25-499 people
- 4 500 or more
- X Not applicable



Total number of categories: 5

Not applicable (X) comprises:

- people aged 15 and under, or aged 75 and over
- people who have never worked

### **A.7.10 Supervisor Status**

#### **SUMPUK**

This variable identifies whether a person is a supervisor or foreman responsible for overseeing the work of other employees on a day-to-day basis.

Applicability: All people aged 16 to 74 years who have ever worked, UK

- 1 Supervisor, foreman
- 2 Not a supervisor or foreman
- X Not applicable

Total number of categories: 3

Not applicable (X) comprises:

- people aged 15 and under or aged 75 and over
- people who have never worked

## A.8 SOCIO-ECONOMIC CLASSIFICATION (NS-SEC)

### A.8.1 Socio-economic Classification (NS-SeC)

#### NSSPUK

The National Statistics Socio-economic Classification (NS-SeC) provides an indication of socio-economic position, based on occupation. It is an Office for National Statistics standard classification.

Applicability : All people aged 16 and over ,UK

People aged 75 and over are not asked the economic activity questions. They are coded to L17 (code 40)

In England, Wales and Scotland occupation has not been coded for people aged 65 to 74 not working in the week before the Census, not for people aged 16 to 64 who last worked before 1996. Some of these people will be allocated to L 14.1 (never worked) or L14.2 (long-term unemployed). The remaining people will be coded 39 (occupation not coded).

Note that category L16 'occupation not stated or inadequately described' is not included in census tables because missing answers are imputed.

1	Class 1 (Higher Managerial and Professional Occupations)	
1.1	Large employers and higher managerial occupations	
	L1 Employers in large organisations	01
	L2 Higher managerial	02
1.2	L3 Higher professional occupations	
	L3.1 'Traditional' employees	03
	L3.2 'New' employees	04
	L3.3 'Traditional' self employed	05
	L3.4 'New' self employed	06
2	Class 2 (Lower managerial and professional occupations)	
	L4 Lower professional and higher technical occupations	
	L4.1 'Traditional' employees	07
	L4.2 'New' employees	08
	L4.3 'Traditional' self employed	09
	L4.4 'New' self employed	10
	L5 Lower managerial occupations	11
	L6 Higher supervisory occupations	12
3	Class 3 (Intermediate Occupations)	
	L7.1 Intermediate clerical and administrative	13
	L7.2 Intermediate sales and service	14
	L7.3 Intermediate technical and auxiliary	15
	L7.4 Intermediate engineering	16
4	Class 4 (Small Employers and Own Account Workers)	
	L8 Employers in small organisations	
	L8.1 Employers in small organisations (non-professional)	17
	L8.2 Employers in small organisations (agriculture)	18

L9	Own account workers	
	L9.1 Own account workers (non- professional)	19
	L9.2 Own account workers (agriculture)	20
5	Class 5 (Lower Supervisory and technical occupations)	
	L10 Lower supervisory occupations	21
	L11 Lower technical occupations	
	L11.1 Lower technical craft	22
	L11.2 Lower technical process operative	23
6	Class 6 (Semi-routine Occupations)	
	L12.1 Semi-routine sales	24
	L12.2 Semi-routine service	25
	L12.3 Semi-routine technical	26
	L12.4 Semi-routine operative	27
	L12.5 Semi-routine agricultural	28
	L12.6 Semi-routine clerical	29
	L12.7 Semi-routine childcare	30
7	Class 7 (Routine Occupations)	
	L13.1 Routine sales and service	31
	L13.2 Routine production	32
	L13.3 Routine technical	33
	L13.4 Routine operative	34
	L13.5 Routine agricultural	35
8	Class 8 (Never worked and long-term unemployed)	
	L14.1 Never worked	36
	L14.2 Long-term unemployed	37
	Not classified	
	L15 Full-time students	38
	Occupation not coded	39
	L17 Not classifiable for other reasons	40
	XX Not applicable	

Total number of categories: 41

Not applicable category comprises:

- people aged 15 and under,

## **A.8.2 Social Grade, Approximated**

### **SCGPIUK**

Social Grade is the socio-economic classification used by the Market Research and Marketing Industries. Although it is not possible to allocate Social Grade precisely from information collected in the Census, the Market Research Society has developed a method for using Census information to provide a good approximation of Social Grade

Most output by Social Grade will be for people aged 16 and over in households. They will be classified by the Social Grade of their Household Reference Person (HRP). For households where the HRP is aged less than 16 or over 74 the Social Grade of people in the household will be determined by the household tenure. One table, for the workplace

population (people in employment whose usual place of work is in the area) will categorise people by their own Social Grade based on their own occupation.

Applicability: All people aged 16-74, UK

- 1,2 AB Higher and intermediate managerial/administrative/professional
- 3 C1 Supervisory, clerical, junior managerial/administrative/professional
- 4 C2 Skilled manual workers
- 5 D Semi-skilled and unskilled manual workers
- 6 E On state benefit, unemployed, lowest grade workers
- X Not applicable

Total number of categories: 6

Not applicable category (X) comprises: people aged 15 or under or aged 75 or over

## A.9 TRANSPORT

### A.9.1 Distance travelled to work or study (Scotland)

#### DTWSPS

This derived variable provides a measure, in kilometres, of a straight line between the postcode of residence and the postcode of the place of the person's main job or course of study.

Applicability: All people who were working or studying the week before the Census with a UK postcode for place of work or study, Scotland.

00001-99999	0.1 - 9999.9 km in 0.1 km units.
XXXXX	not applicable

Not applicable category (XXXXX) comprises:

- people not working or studying the week before Census
- people working or studying mainly at or from home, with no fixed place of work or study, working on an offshore installation or working or studying outside the UK.

### A.9.2 Means of Travel to Place of Work or Study (Scotland)MTWSPS

**11** How do you usually travel to your main place of work or study (including school)?

♦ ✓ *one box only.*

♦ ✓ *the box for the longest part, by distance, of your usual journey to work or study.*

<input type="checkbox"/> Underground, tube, metro or light rail	<input type="checkbox"/> Passenger in a car or van
<input type="checkbox"/> Train	<input type="checkbox"/> Motor cycle, scooter or moped
<input type="checkbox"/> Bus, minibus or coach (public or private)	<input type="checkbox"/> Bicycle
<input type="checkbox"/> Taxi or minicab	<input type="checkbox"/> On foot
<input type="checkbox"/> Driving a car or van	<input type="checkbox"/> Other

The questions on travel covered travel to both work and study. It is assumed that responses from persons in employment who are not full-time students related generally to travel to place of work.

This variable records how persons usually travel to their main place of work or study (including school). The question asks the person to tick *one box only*, which describes for the longest part, by distance, of their usual journey. It is not asked of people who have answered 'not currently working or studying' or 'work or study mainly at or from home' to the travel address question.

Applicability: All people who were working or studying at the time of the Census, Scotland

- 02 Underground, tube, metro or light rail
- 03 Train
- 04 Bus, minibus or coach (public or private)
- 05 Motor cycle scooter or moped
- 06 Driving a car or van
- 07 Passenger in a car or van
- 08 Taxi or minicab
- 09 Bicycle
- 10 On foot

- 11 Other
- XX Not applicable

Total number of categories: 11

Not applicable (XX) comprises:

- people who were not working or studying at the time of the Census

### **A.9.3 Output Area of Travel Destination**

#### **TOAPUK**

This variable identifies the Output Area (OA) for the person's travel destination. Travel destination relates to workplace in England, Wales and Northern Ireland and to place of work or study in Scotland.

The variable applies to all people, not just those in a job (or studying in Scotland).

In England, Wales and Northern Ireland, if the person works mainly at or from home or has no fixed place of work or is aged less than 16 or over 74 or was not working in the week before the census the OA is the same as the OA of residence.

In Scotland, if the person works or studies mainly at or from home or has no fixed place of work or study or is not currently working or studying the OA is the same as the OA of residence.

Applicability: All people

Output Area code

- 9s Person with travel destination outside UK
- 8s Person with workplace 'offshore installation' (*England, Wales and Northern Ireland*)
- D998 Person with offshore installation departure point outside Scotland but within UK (*Scotland*)
- D999 Person with offshore installation departure point outside UK (*Scotland*)
- D001 Person with offshore installation departure point Aberdeen Airport (Dyce) (*Scotland*)
- D002 Person with offshore installation departure point Aberdeen Harbour (*Scotland*)
- D003 Person with offshore installation departure point Shetland Scatsta (*Scotland*)
- D004 Person with offshore installation departure point Shetland Sumburgh (*Scotland*)
- D005 Person with offshore installation departure point Peterhead Harbour (*Scotland*)
- D006 Person with offshore installation departure point Edinburgh (*Scotland*)
- D007 Person with offshore installation departure point Glasgow (*Scotland*)
- D008 Person with offshore installation departure point Montrose (*Scotland*)
- D009 Person with offshore installation departure point Greenock (*Scotland*)
- D010 Person with offshore installation departure point Inverness (*Scotland*)

**Offshore departure point D001 includes persons answering 'Aberdeen' undifferentiated**

## A.9.4 Place of Work or Study (Scotland)

### **POWSPS and POWSPCPS**

**10** What address do you travel to for your main job or course of study (including school)?

- ▶ Answer for the place where you spend most time for work or study.
- ▶ If you report to a depot, write in depot address.

- Not currently working or studying ▶▶ Go to **12**
- Work or study mainly at or from home ▶▶ Go to **12**
- No fixed place
- Work on offshore installation, *please use the address panel below to write in where you travel offshore from, for example "ABERDEEN"*
- The address below, *please write in*

Postcode

This question records the travel address for a person's main job or course of study (including school).

The Work or Study Postcode variable (POWSPCPS) contains, where appropriate, a postcode, or a country code or a code relating to the departure point for people working on an offshore installation.

### **Place of Work or Study Indicator**

#### **POWSPS**

Applicability: All people Scotland.

- 0 Not currently working or studying
- 1 Work or study mainly at or from home
- 2 No fixed place
- 3 Working on an offshore installation (*departure point code in POWSPCPS*)
- 4 Working or studying outside UK (*country code in POWSPCPS*)
- 5 Working or studying inside UK (*postcode in POWSPCPS*)

Total number of categories: 6

## APPENDIX B

## GLOSSARY

Item	Definition	Links / Cross References
2001 resident population	See Population Base	Population Base
1991 resident population	<p>The count of all persons recorded as resident in households in an area, even if they were elsewhere on Census night, plus residents in communal establishments who were present in the establishment on Census night. In contrast to 2001, students and schoolchildren are counted as resident at their vacation address. Persons from wholly absent households are included.</p> <p>In 1991 there was also a count of the population present in an area on Census night (Persons Present Population Base 1991). This information is not available for 2001.</p>	Population Base
Accommodation Type	Accommodation type describes the type of accommodation occupied by an individual household, or if unoccupied, available for an individual household, for example the whole of a terraced house or a flat in a purpose built block of flats.	Household Space
Adult	In most output an adult in a household is defined as any person who is not a dependent child. In the univariate table giving the alternative classification of Household Composition the term adult is used to refer to any person aged 16 and over.	Dependent Child
Age	Age is derived from the date of birth question and is the age at a person's last birthday. Dates of birth that imply an age over 110 are treated as invalid and the person's age is imputed.	
All visitor household	A household that completed a census form but has no residents. All visitor households are classified as second/holiday homes in output.	Second residence/holiday accommodation Population Base Household resident
Amenities	Amenities include central heating, bath/shower and toilet.	Central Heating Bath/shower and toilet
Area	The area in hectares on Census Day.	Census Day 2001
Area of destination	In migration statistics, the usual address on Census day gives the area of destination. In travel statistics, the address of place of work (place of work or study in Scotland) gives the area of destination.	Place of work Place of work or study Day-time population Workplace population Migrant



Area of origin	In migration statistics, the address one-year before Census gives the area of origin. In travel statistics the usual address on Census day gives the area of origin.	Migrant
Armed Forces	A member of the Armed Forces is identified by the occupation code 'Officers in Armed Forces' or 'NCOs and other ranks', so does not include civilians working for the Armed Forces.	Occupation
Bath/shower and toilet	A household's accommodation is described as having sole use of bath/shower and toilet if it has a bath/shower and a toilet for use only by that household. 'Without sole use' means that the household has to share, or does not have, one or both amenities. The information is not available for unoccupied household spaces.	Household Space Household Amenities
Carer	See provision of unpaid care	Provision of unpaid care
Cars and vans	The number of cars or vans owned, or available for use, by one or more members of a household. It includes company Cars and vans available for private use. The count of cars or vans in an area relates only to households. Cars or vans used by residents of communal establishments are not counted. Households with 10 or more cars or vans are counted as having 10 cars or vans.	Household Communal Establishment Resident
Census Day 2001	29 April 2001	
Census Night 1991	21-22 April 1991	
Central Heating	A household's accommodation is described as 'with central heating' if it has central heating in some or all rooms (whether used or not). Central heating includes gas, oil or solid fuel central heating, night storage heaters, warm air heating and underfloor heating. The information is not available for unoccupied household spaces.	Household Space Amenities
Child	There is no age limit on the term child or the marital status of a child e.g. a child can be divorced. For example, a married couple living with their son aged 40 would be classified as a family consisting of a married couple and their child unless the son has a spouse, partner or child living in the household.	Dependent Child Family
Cohabiting	Two people are described as cohabiting if they are living together as a couple but are not married to each other. This includes people living with a partner of the same sex. A cohabiting person might be married (to someone not resident in the household) but will not be shown as married or separated in the living arrangements tables.	Living arrangements Living in a couple

<p>Cohabiting couple family</p>	<p>A cohabiting couple family consists of two people living together as a couple but not married to each other, with or without their child(ren). The child(ren) may belong to both members of the couple or to only one. Children are included in the family only if they are not themselves living with a spouse or partner and do not have any children of their own in the household. Cohabiting couples of the same sex are included. Cohabiting couples with their grandchild(ren) where there are no children in the intervening generation in the household are also included.</p>	<p>Same-sex couples Cohabiting couple household Family Type Step family</p>
<p>Cohabiting couple household</p>	<p>In most tables the term 'cohabiting couple household' is used to describe a household that comprises a cohabiting couple family and no other person. In the alternative Household Type variable used in one of the univariate tables a cohabiting couple household is defined as a household which contains one or more cohabiting couples but no married couples.</p>	<p>Cohabiting couple family One family and no others</p>
<p>Communal Establishment</p>	<p>A communal establishment is defined as an establishment providing managed residential accommodation. Managed means full-time or part-time supervision of the accommodation.</p> <p>In most cases (for example, prisons, large hospitals, hotels) communal establishments can be easily identified. However, difficulties can arise with small hotels, guesthouses and sheltered accommodation. Special rules apply in these cases:</p> <p>Small hotels and guesthouses are treated as communal establishments if they have the capacity to have 10 or more guests, excluding the owner/manager and his/her family.</p> <p>Sheltered housing is treated as a communal establishment if less than half the residents possess their own facilities for cooking. If half or more possess their own facilities for cooking (regardless of use) the whole establishment is treated as separate households.</p>	
<p>Communal Establishment Resident</p>	<p>The basic 'Household Resident' definition applies when determining whether someone is a resident of a communal establishment. Where clarification is needed, a resident is any person who has been living, or intends to live, in the establishment for six months or more. People visiting the establishment on Census day who do not have a usual address elsewhere are also classified as a resident. Usual residents absent on Census day were left a Census form for statutory completion on their return to the establishment.</p> <p>In some tables the term 'Residents' excludes members of staff and their families.</p>	<p>Communal Establishment Visitor Household Resident Resident staff and family Persons Sleeping Rough</p>

Community Background	<p>This variable is applicable in Northern Ireland only. It identifies a person's current religious group, if any, or the religious group brought up in for people who do not regard themselves as belonging to any religion.</p> <p>The four categories of Community Background are:- Catholic, Protestant, Other Christian and Christian-related, Other Religions and Philosophies, and None.</p> <p>The category 'Catholic' includes those respondents who gave their religion as Roman Catholic, Catholic Apostolic Church, Ukrainian Catholic, Greek Catholic, Palmarian Catholic or Catholic.</p> <p>Responses have been categorised as 'Protestant, Other Christian and Christian Related' or 'Other Religions and Philosophies' on the basis of the best available information, although it is acknowledged that the categorisation of some of the smaller religions is open to interpretation.</p>	Religion
Concealed family	A concealed family is one that does not include the Household Reference Person	Family Household Reference Person
Country of Birth	<p>There are five tick box responses to the country of birth question: one each for the four parts of the UK and one for the Republic of Ireland. Where there is no applicable tick box, people were asked to write in the present name of their country of birth. The written responses are coded using the ONS Geography Classification of Countries. Countries are classified in output according to the geographical position rather than politics. For example, the Canary Islands are classified as North Africa rather than Western Europe even though they belong to Spain.</p>	Ireland - part not specified Language needs indicator
Current religion	See Religion	Religion
Day-time Population	<p>In England, Wales and Northern Ireland the day-time population is defined for people aged 16 to 74 as those people who do not work who are resident in the area plus all people who are working within the area. In Scotland it is defined as all people who are not working or studying who are resident in the area plus all people who are working or studying within the area.</p>	Night time population Workplace population
Density (population)	See Population density	Population density

Dependent Child	A dependent child is a person aged 0-15 in a household (whether or not in a family) or aged 16-18 in full-time education and living in a family with his or her parent(s). This is a change from the 1991 definition which was a person aged 0-15 in a household or a person aged 16-18, never married, in full-time education and economically inactive. The revised 2001 definition has been agreed following consultation with users. An 'adult' in a household is any person who is not a dependent child.	Adult Child
Distance travelled to work	Applicable in England, Wales and Northern Ireland. The distance in kilometres of a straight line between the postcode of residence and the postcode of workplace. Not calculated for people working mainly at or from home, people with no fixed workplace, people working on an offshore installation or people working outside the UK.	Distance travelled to work or study Population Base
Distance travelled to work or study	Applicable in Scotland only. The distance in kilometres of a straight line between the postcode of residence and the postcode of the place of the person's Main job or course of study. Not calculated for people working or studying mainly at or from home, people with no fixed place of work or study, people working on an offshore installation or people working or studying outside the UK.	Distance travelled to work Population Base
Dwelling	<p>A household's accommodation (a household space) is defined as being in a shared dwelling</p> <ul style="list-style-type: none"> <li>• If it has accommodation type 'Whole house or bungalow' or 'A flat, maisonette or apartment that is:'In a purpose-built block of flats or tenement', 'Part of a converted or shared house (includes bedsits)', 'In a commercial building"</li> <li>• not all the rooms (including bathroom and toilet, if any) are behind a door that only that household can use (not self-contained</li> <li>• there is at least one other such household space at the same address with which it can be combined to form the shared dwelling.</li> </ul> <p>A dwelling can consist of one household space (an unshared dwelling) or two or more household spaces (a shared dwelling).</p> <p>The above rule was applied in an amended form where form details were inconsistent or incomplete. Fore example, a dwelling was assessed as shared if two or more households existed at the address with one of the above accommodation types, and the household did not have a bath/shower and toilet for its own use, but surrounding households/dwellings had baths/showers and toilets. Also special attention was paid to student accommodation.</p>	Household Space Occupied dwelling Vacant dwelling

Economic Activity	The Economic Activity questions apply only to people aged 16 to 74. They relate to whether or not a person was working or looking for work in the week before Census. The concept of Economic Activity is compatible with the International Labour Organisation (ILO) definition of economic status.	Economically Active Economically Inactive
Economically Active	All people who were working in the week before the Census are described as economically active. In addition, the category includes people who were not working but were looking for work and were available to start work within 2 weeks. Full-time students who are economically active are included but are identified separately in the classification. The economic activity questions are only asked of people aged 16 to 74.	Unemployed Employed Economically Inactive Full-time student
Economically Inactive	Within the Economic Activity classification, a person is either Economically Active or Inactive. Specific categories of Economic Inactivity are: Retired, Student (excludes those students who were working or in some other way were economically active), Looking after family/ home, Permanently sick/ disabled and Other. A person who is looking for work but is not available to start work within 2 weeks is counted as Economically Inactive. Economic Activity questions are only asked of people aged 16 to 74.	Economically Active Unemployed
Employed	Any person who did paid work in the week before the Census, whether as an employee or self-employed, is described as employed or in employment. 'Paid work' includes casual or temporary work, even if only for one hour; being on a government-sponsored training scheme; being away from a job/business ill, on maternity leave, on holiday or temporarily laid off; or doing paid or unpaid work for their own or family business.	Economically Active Main job Unemployed
Employee	The distinction between employee and self-employed is determined by the response to the question 'Do (did) you work as an employee or are (were) you self-employed?' It relates to the person's Main job in the week before the Census or, if not working in the week before the Census, their last Main job.	Main job Self employed
Establishment	See Communal Establishment	Communal Establishment
Ethnic Group	The Ethnic Group question records each person's perceived ethnic group and cultural background. Although the questions differ between the different parts of the UK, the same detailed codes are used across the UK to code the write-in responses. In standard output the most detailed classification used is 16 groups (England and Wales), 14 groups (Scotland) and 12 groups (Northern Ireland).	Welsh Identity

Ethnicity	See Ethnic Group	Ethnic Group
Family	A family comprises a group of people consisting of a married or cohabiting couple with or without child(ren), or a lone parent with child(ren). It also includes a married or cohabiting couple with their grandchild(ren) or a lone grandparent with his or her grandchild(ren) where there are no children in the intervening generation in the household. Cohabiting couples include same sex couples. Children in couple families need not belong to both members of the couple.	Child Family Reference Person Cohabiting couple family Lone parent family Married couple family Family Type Step-family
Family Reference Person	In a Lone parent family, the Family Reference Person (FRP) is taken to be the lone parent in a Lone parent family. In a couple family, the FRP is chosen from the two people in the couple on the basis of their economic activity (in the priority order; full-time job, part-time job, unemployed, retired, other). If both people have the same economic activity, the FRP is identified as the elder of the two or, if they are the same age, the first member of the couple on the form.	Economic Activity Family Lone parent family Cohabiting couple family Married couple family
Family Status	This provides information on the family circumstances of a person in a household.	Family
Family Type	This classifies families into different types, whether a Lone parent family, a married couple family or a cohabiting couple family. In some tables couple families are classified by whether or not there are any stepchildren in the family.	Family Cohabiting couple family Lone parent family Married couple family Step-family
Floor level	See Lowest floor level	Lowest floor level
Full-time student	A full-time student is a person of any age who has indicated that they are a schoolchild or student in full-time education.  Full-time students and schoolchildren who are economically active are identified separately in the economic activity tables. They are not included in the other categories of economically active such as 'employees' or 'unemployed'.  In tables on occupation and industry, where students are not identified separately, they are included under the appropriate occupation or industry.  In the National Statistics Socio-economic Classification all full-time students are recorded in the 'full-time students' category regardless of whether they are economically active or not.  The economic activity questions are only asked of people aged 16-74.	Economically Active National Statistics Socio-economic Classification (NS-SeC) Students and Schoolchildren Population Base
Full-time working	Working full-time is defined as working 31 hours or more a week.	Hours Worked

Furnished accommodation	The distinction between accommodation that is provided furnished and accommodation that is provided unfurnished is applicable in Scotland only. It relates to all occupied household spaces that are rented or are provided rent-free.	Tenure
Gender	See Sex	Sex
General Health	A self-assessment of a person's general health over the 12 months before the Census.	
Health	See General health	General health
Highest Level of Qualification	<p>In England and Wales, the highest level of qualification is derived from responses to both the qualifications question and the professional qualification question. For Scotland and Northern Ireland, it is based on the qualifications question. As the levels are derived from different questions they are not (or are only approximately) equivalent.</p> <p><b>England and Wales:</b>  Level 1: 1+ 'O' level passes, 1+ CSE/GCSE any grades, NVQ level 1, Foundation GNVQ  Level 2: 5+ 'O' level passes, 5+ CSEs (grade 1). 5+ GCSEs (grades A-C), School Certificate, 1+'A' levels/ AS levels, NVQ level 2, Intermediate GNVQ  Level 3: 2+ 'A' levels, 4+ AS levels, Higher School certificate, NVQ level 3, Advanced GNVQ  Level 4/5: First degree, Higher degree, NVQ levels 4 and 5, HNC, HND, Qualified Teacher status, Qualified Medical Doctor, Qualified Dentist, Qualified Nurse, Midwife, Health Visitor</p> <p><b>Scotland:</b>  Group 1: 'O' Grade, Standard Grade, Intermediate 1, Intermediate 2, City and Guilds Craft, SVQ level 1 or 2 or equivalent  Group 2: Higher Grade, CSYS, ONC, OND, City and Guilds Advanced Craft, RSA, Advanced Diploma, SVQ level 3 or equivalent  Group 3: HND, HNC, RSA Higher Diploma, SVQ level 4 or 5 or equivalent  Group 4: First degree, Higher degree, Professional Qualification</p> <p><b>Northern Ireland:</b>  Level 1: GCSE (grades D-G), CSE (grades 2-5), 1-4 CSEs (grade 1), 1-4 GCSEs (grades A-C), 1-4 'O' level passes, NVQ level 1, GNVQ Foundation or equivalents  Level 2: 5+ CSEs (grade 1), 5+ GCSEs (grades A-C), 5+ 'O' level passes, Senior Certificate, 1 'A' level, 1-3 AS levels, Advanced Senior Certificate, NVQ level 2, GNVQ Intermediate or equivalents  Level 3: 2+ 'A' levels, 4+ AS levels, NVQ level 3, GNVQ Advanced or equivalents  Level 4: First degree, NVQ level 4, HNC, HND or equivalents  Level 5: Higher degree, NVQ level 5 or equivalents</p>	

Holiday accommodation	See Second residence/holiday accommodation	Second residence/holiday accommodation
Hours Worked	The question on how many hours a week a person usually works in their Main job is used to derive whether a person is working full-time (31 hours or more a week) or part-time (30 hours or less per week).	Full-time working Part-time working Main job
Household	A household comprises one person living alone, or a group of people (not necessarily related) living at the same address with common housekeeping - that is, sharing either a living room or sitting room or at least one meal a day.	Communal Establishment Household Space
Household Composition	Households consisting of one family and no other people are classified according to the type of family and the number of dependent children. Other households are classified by the number of dependent children or whether all student or all pensioner.  An alternative classification defines households by the age of the people in it. It takes no account of the relationships between people.	Family One family and no others Dependent child Pensioner
Household deprivation	This term is used in one univariate table. The classification is not related to the DTLR Index of Multiple Deprivation nor the NISRA Measures of Deprivation for Northern Ireland. It is one of the Alternative Household Classifications resulting from an ESRC project completed in 2001.  There are four dimensions of household deprivation defined. A household is 'deprived' in the following dimension(s) if:  Employment: Any member of the household aged 16-74 who is not a full-time student is either unemployed or permanently sick.  Education: No member of the household aged 16 to pensionable age has at least 5 GCSEs (grade A-C) or equivalent AND no member of the household aged 16-18 is in full-time education. [NB. For Scotland the education level is at least one Standard Grade or equivalent, which is a lower level.]  Health and disability: Any member of the household has general health 'not good' in the year before Census or has a limiting long-term illness.  Housing: The household's accommodation is either overcrowded (occupancy indicator is -1 or less), OR is in a shared dwelling OR does not have sole use of bath/shower and toilet OR has no central heating.  This classification is not used in standard output for Scotland	General Health Occupancy Rating



Household Reference Person	The concept of Household Reference Person (HRP) is new in 2001 output. It replaces Head of Household used in 1991. For a person living alone, it follows that this person is the HRP. If the household contains only one family (with or without ungrouped individuals) the HRP is the same as the Family Reference Person (FRP). If there is more than one family in the household, the HRP is chosen from among the FRPs using the same criteria as for choosing the FRP (economic activity, then age, then order on the form). If there is no family, the HRP is chosen from the individuals using the same criteria. In 1991, the Head of Household was taken as the first person on the form unless that person was aged under 16 or was not usually resident in the household.	Family Reference Person Household
Household Resident	A household resident is any person who usually lives at the address, or who has no other usual address. For people with more than one address (e.g. Armed Forces personnel, people who work away from home) the usual address is where the person spends the majority of his/her time, unless they have a spouse or partner at another address. In the latter instance, (spouse or partner at another address) the usual address is where the person's family resides. Students and schoolchildren studying away from the family home are treated as resident at their term-time address.	Household Population Base Students and Schoolchildren
Household Size	A household's size is the number of people resident in the household. It does not include students and schoolchildren living away from the household during term-time.	Household Population Base Students and Schoolchildren
Household Space	A household space is the accommodation occupied by an individual household or, if unoccupied, available for an individual household.	Household Accommodation Type
In employment	See Employed	Employed
Industry	The industry in which a person works is determined by the response to the question asking for a description of the business of the person's employer (or own business if self-employed). The responses are coded to a modified version of the UK Standard Industrial Classification of Economic Activities 1992 - UK SIC (92)	Main job
Inflow	The inflow of people to an area is a count of people who are resident in the area on Census day but whose usual address one year before Census was outside the area. It may not be an exact count of people moving into the area because it does not include people who did not live within the area one year before Census but who had no usual address.	Migrant Outflow

Intercensal population change	A column in one of the Key Statistics tables, for England, Wales and Scotland, expresses the increase or decrease in the resident population of the area between 1991 and 2001 as a percentage of the 1991 population. Note that the definition of resident population differs between 1991 and 2001 and the 2001 figures have been adjusted by the One Number Census process to correct for underenumeration so the percentage change is not exact. In Northern Ireland population changes are reported through the Mid Year Estimates.	Population Base 1991 resident population
Ireland - part not specified	In the Country of Birth classification there is a separate code for 'Ireland part not specified'. In table KS06 this category is included in 'Other EU countries'. This means that summing the count of people born in Northern Ireland and the people born in Republic of Ireland may not give an accurate total of the people born in Ireland.	Country of Birth
Knowledge of Gaelic	A person has knowledge of Gaelic if they can do one or more of the following: Understand spoken Gaelic, Speak Gaelic, Read Gaelic, Write Gaelic	
Knowledge of Irish	A person has knowledge of Irish if they can do one or more of the following: Understand spoken Irish , Speak Irish, Read Irish, Write Irish	
Knowledge of Welsh	A person has knowledge of Welsh if they can do one or more of the following: Understand spoken Welsh, Speak Welsh, Read Welsh, Write Welsh	
Language needs indicator	This indicator is produced for use within the Standard Spending Assessments for England and provides an approximate indication for a person in a household that a language other than English might be the first language spoken. A person either born outside the United Kingdom, Channel Islands and Isle of Man and whose Household Reference Person was born outside the Irish Republic, the USA or the 'Old Commonwealth' (Australia, Canada and New Zealand) or who were born inside the United Kingdom, Channel Islands and Isle of Man and whose Household Reference Person was born outside the United Kingdom, the Channel Islands, the Isle of Man, the Irish Republic, the USA or the 'Old Commonwealth'.	Country of Birth Household Reference Person
Limiting long-term illness	A self assessment of whether or not a person has a limiting long-term illness, health problem or disability which limits their daily activities or the work they can do, including problems that are due to old age.	
Living arrangements	The living arrangements classification combines the responses to the question on legal marital status and whether people are, or are not, living as a couple. It applies only to people in households.	Cohabiting Living in a couple Marital status

Living in a couple	Includes both living with a spouse and cohabiting.	Cohabiting Living arrangements
Location of rooms	This is applicable to household spaces in Northern Ireland only. It identifies whether all the rooms in the household space are on one floor or more than one floor.	Household Space
Lone parent family	Usually, a Lone parent family is a father or mother with his or her child(ren) where the parent does not have a spouse or partner in the household and the child(ren) do not have a spouse, partner or child in the household. It also includes a lone grandparent with his or her grandchild(ren) where there is no parent in the intervening generation in the household.	Child Family Type Lone parent household
Lone parent household	In most tables, the term 'lone parent household' is used to describe a household that comprises a Lone parent family and no other person. In the alternative household type variable used in one of the univariate tables a lone parent household is defined as a household which contains one or more lone parent families but no married or cohabiting couples.	Lone parent family One family and no others
Long-term illness	See Limiting long-term illness	Limiting long-term illness
Long-term unemployed	A person is defined as being long-term unemployed at Census if the year they last worked was 1999 or earlier.	Unemployed
Lowest floor level	The lowest floor of the living accommodation. It relates to all household spaces, whether or not the space is occupied by a household.	Household Space
Main job	The Main job is the job in which a person usually works the most hours. Questions on employment relate to each person's Main job.	Economic Activity
Marital status	Legal marital status as at Census day.	Living arrangements
Married	Married is one of the categories within the Marital Status variable. In the Living Arrangements classification a person not living in a couple can be classified married (or re-married) if they denote their marital status as married (or re-married) but have no spouse or partner resident in the household.	Marital Status Living Arrangements

Married couple family	A married couple family consists of a husband and wife with or without their child(ren). The child(ren) may belong to both members of the couple or to only one. Children are included in the family only if they are not themselves living with a spouse or partner and do not have any children of their own in the household. A husband and wife with their grandchild(ren) where there is no parent in the intervening generation in the household are included.	Family Type Married couple household Child Step-family
Married couple household	In most tables, the term 'married couple household' is used to describe a household that comprises a married couple family and no other person. In the alternative Household Type variable used in one of the univariate tables a married couple household is defined as a household, which contains one or more married couples.	Married couple family One family and no others
Mean age	Mean age is calculated by dividing the sum of each person's age last birthday (i.e. age in whole years) by the number of people.	Age Median age
Means of travel to work	Applicable in England, Wales and Northern Ireland. The means of travel used for the longest part, by distance, of the usual journey to work.	Public transport users
Means of travel to work or study	Applicable in Scotland only. The means of travel used for the longest part, by distance, of the usual journey to main place of work or study (including school).	Public transport users
Median age	The median age is the middle value when all the ages are arranged in order from youngest to oldest, where 'age' is age at last birthday (i.e. in whole years).	Age Mean age
Migrant	A migrant is a person with a different address one year before the Census to that on Census Day. The migrant status for children aged under one in households is determined by the migrant status of their 'next of kin' (defined as in order of preference, mother, father, sibling (with nearest age), other related person, Household Reference Person).	Household Resident Household Reference Person Inflow Outflow
Migrant household	See Wholly moving household	Wholly moving household
Moving group	A Moving group is a group of people within a household or communal establishment who have moved together from the same usual address one year before Census day. A person who moves by him or herself also constitutes a Moving group. This is a new concept for 2001.	Migrant Moving group Reference Person

Moving group Reference Person	If there is only one person in the Moving group, that person is the Moving group Reference Person (MGRP). If the Moving group contains the Household Reference Person (HRP), the MGRP is the HRP. If the HRP is not in the Moving group, the MGRP is chosen from among any Family Reference Persons (FRPs) using the same criteria as for choosing the FRP (economic activity, then age, then order on the form). If no FRP, the MGRP is chosen from among any people in generation 1 of a family using the same criteria. If there is no person in generation 1 of a family, the MGRP is chosen from all the people in the Moving group using the same criteria.	Moving group Migrant Family Reference Person Household Reference Person
National Statistics Socio-economic Classification (NS-SeC)	The National Statistics Socio-economic Classification (NS-SeC) has been introduced by the Government to replace Social Class based on Occupation (also known as the Registrar General's Social Class) and Socio-Economic Groups (SEG). For more information see the National Statistics website at <a href="http://www.statistics.gov.uk/nsbase/methods_quality/ns_sec">www.statistics.gov.uk/nsbase/methods_quality/ns_sec</a>	Economic Activity Full-time student
Night-time population	The night-time population of an area is defined as all people who are resident in the area.	Day-time Population Population Base
NS-SeC not classifiable for other reasons	In the National Statistics - Socio-economic Classification, category L17 is 'not classifiable for other reasons'. This will usually include people who have not been asked questions on economic activity, such as the elderly. In Census tables that relate only to the 16-74 age groups the category 'not classifiable for other reasons' will include only people whose occupation has not been coded. In England, Wales and Scotland, this category includes people aged 65 to 74 not working in the week before the Census (apart from the long term unemployed and people who have never worked who have their own categories) and people aged 16 to 64 who last worked before 1996 (again excluding the long term unemployed and people who have never worked). In Northern Ireland, occupation was coded for all respondents, aged 16-74, who were currently working or had ever worked. Therefore, this category is empty, on these tables, and has been removed.  Note that the category L16 'occupation not stated or inadequately described' is not included in census tables because missing answers are imputed.	National Statistics Socio-economic Classification (NS-SeC) Long term unemployed
Number or rooms	See Rooms	Rooms
Nurse, midwife, health visitor	People with occupation coded to SOC2000 code 3211 or 3212. They are identified particularly in the table showing professional qualifications by occupation.	

Occupancy rating	<p>This provides a measure of under occupancy and over crowding. It relates the actual number of rooms to the number of rooms 'required' by the members of the household (based on a relationship between them and their ages). The room requirement is calculated as follows:</p> <ul style="list-style-type: none"> <li>- a one person household is assumed to require three rooms (two common rooms and a bedroom)</li> <li>- where there are two or more residents it is assumed that they require a minimum of two common rooms plus one bedroom for: <ul style="list-style-type: none"> <li>i. each couple (as determined by the relationship question)</li> <li>ii. each lone parent</li> <li>iii. any other person aged 16 or over</li> <li>iii. each pair aged 10 to 15 of the same sex</li> <li>iv. each pair formed from a remaining person aged 10 to 15 with a child aged under 10 of the same sex</li> <li>v. each pair of children aged under 10 remaining</li> <li>vi. each remaining person (either aged 10 to 15 or under 10).</li> </ul> </li> </ul>	Household Rooms
Occupation	A person's occupation is coded from the response to the question asking for the full title of the Main job and the description of what is done in that job. It is coded to the 2000 edition of the Standard Occupational Classification (SOC).	Main job Industry
Occupied dwelling	A dwelling is defined as occupied if at least one of the household spaces within it (or the single household space, if the dwelling is unshared) is occupied.	Dwelling Occupied household space Vacant dwelling Second residence/holiday accommodation
Occupied household space	A household space is defined as occupied if it has one or more persons resident in it. The count of occupied household spaces in an area is the same as the count of households.	Household Space Household
One family and no others	A household comprises one family and no others if there is only one family in the household and there are no non-family people (ungrouped individuals).	Family Cohabiting couple household Lone parent household Married couple household
Other EU countries	These are the countries in the European Union as defined on Census day apart from the United Kingdom and the Republic of Ireland. They are Austria, Belgium, Denmark, Finland, France, Germany, Greece, Italy, Luxembourg, Netherlands, Portugal, Spain, Sweden. In the key statistics table the category also includes Ireland, part not specified, United Kingdom, part not specified, Channel Islands and the Isle of Man	Country of Birth

Other Social rented	Comprises rented from Registered Social Landlord, Housing Association, Housing Co-operative, Charitable Trust and non-profit housing company.	Tenure Social rented
Outflow	The outflow of people from an area is a count of people who were resident in the area one year before the Census but whose usual address on Census day is outside the area. It may not be a complete count of people moving out of the area because it does not include people who have moved from the area to outside the UK.	Inflow Migrant
Owned	This includes accommodation that is either owned outright, owned with a mortgage or loan, or shared ownership (paying part rent and part mortgage).	Tenure
Owner occupied accommodation	See Owned	Owned
Part-time working	Working part-time is defined as working 30 hours or less a week	Hours Worked
Partly-moving household	A household is described as partly moving if one or more members of the household is a migrant but not all members of the household have moved from the same usual address.	Migrant Moving group Household
Pensioner	This term is used in some tables as a shorthand for 'person of pensionable age'. Pensionable age is 65 and over for males and 60 and over for females.	
Permanently sick/disabled	This is a sub-category of 'economically inactive'. There is no direct connection with limiting long-term illness	Economically inactive Limiting Long-term illness
Person of pensionable age	See Pensioner	Pensioner
Persons Sleeping Rough	Persons Sleeping Rough are those identified as 'absolutely homeless', that is people sleeping, or bedded down, in the open air (such as on the streets, or in doorways, parks or bus shelters); people in buildings or other places not designed for habitation. They are included in the standard tables as residents in communal establishments (with residents of hostels for the homeless).	
Place of work	The place where a person works in their Main job. The depot address for people who report to a depot. Applicable in England, Wales and Northern Ireland.	Distance travelled to work Means of travel to work

Place of work or study	The place a person travels to for their Main job or course of study (including school). The depot address for people who report to a depot. Applicable in Scotland only.	Distance travelled to work or study Means of travel to work or study
Population Base	The 2001 Census has been conducted on a resident basis. This means the statistics relate to where people usually live, as opposed to where they are on Census night. In 2001 students and schoolchildren studying away from the family home are counted as resident at their term-time address. In 1991 and 1981 students were counted as resident as their vacation address. As in 1981 and 1991, residents absent from home on Census night were required to be included on the Census form at their usual/resident address. Unlike 1991 and 1981 wholly absent households were legally required to complete a Census form on their return. No information is provided on people present, but not usually resident ('Persons Present' Population Base 1991).	Communal Establishment Resident Household Resident  Students and Schoolchildren Intercensal population change 1991 resident population
Population density	Number of residents per hectare	Population Base Area
Private rented	This includes accommodation that is rented from a private landlord or letting agency, employer of a household member, relative or friend of a household member, or other non-Social rented.	Social rented Tenure
Provision of unpaid care	A person is a provider of unpaid care if they give any help or support to family members, friends, neighbours or others because of long-term physical or mental health or disability, or problems related to old age. Note that there is no specific reference to whether this care is provided within the household or outside the household. Therefore, no explicit link can be created to infer that an individual providing care is providing it to a person within the household who has poor general health, or a limiting long-term illness, disability or health problem.	
Public transport users	People whose means of travel used for the longest part, by distance, of the usual journey to work or study is underground, metro, light rail, tram, train, bus, minibus or coach.	Means of travel to work Means of travel to work or study
Qualifications - higher level	England and Wales: Level 4/5 Scotland: Groups 3 and 4 Northern Ireland: Levels 4 and 5	Highest Level of Qualification
Qualifications - lower level	England and Wales: Levels 1, 2 and 3 Scotland: Groups 1 and 2 Northern Ireland: Levels 1,2 and 3	Highest Level of Qualification



Religion	<p>In England and Wales this relates to current religion. In Scotland there is an additional question asking for the religion the person was brought up in. In Northern Ireland, this also relates to current religion. The religion question is in several parts. People are asked if they regard themselves as belonging to any particular religion. Those people who regard themselves as belonging to a religion are asked to provide an answer as to which religion, religious denomination or body they belong to. Those people who do not regard themselves as belonging to any particular religion are classified as belonging to 'No religion'. A supplementary question was included asking those people who do not regard themselves as belonging to any particular religion to answer a question on which religion, religious denomination or body they were brought up in. This information is only used in the derivation of Community Background, and is not included in the Religion variable. Missing answers for the Religion variable are not imputed so the classifications include a 'not stated' category.</p>	Community Background
Religion of upbringing	See Religion	Religion
Resident staff and family	In many tables residents of communal establishments whose position in the establishment is given as 'staff or owner' or 'relative of staff or owner' are shown separately or excluded from the table	Communal Establishment Resident
Rooms	The count of the number of rooms in a household's accommodation does not include bathrooms, toilets, halls or landings, or rooms that can only be used for storage. All other rooms, for example, kitchens, living rooms, bedrooms, utility rooms and studies are counted. If two rooms have been converted into one they are counted as one room. Rooms shared between a number of households, for example a shared kitchen, are not counted. The count is not available for unoccupied household spaces.	Household Household Space
Same-sex couples	Couples of the same sex are included in cohabiting couple families.	Cohabiting couple family Cohabiting
Schoolchild	See Students and schoolchildren	Students and schoolchildren

Second residence/ holiday accommodation	<p>The distinction between second residence/ holiday accommodation and vacant accommodation for unoccupied household spaces is based on information provided by the enumerator. The enumerator was not asked to differentiate between second homes and holiday homes so they cannot be distinguished in output. Households that returned a form but which prove to be all visitor households are classified as second/ holiday homes in output.</p> <p>An unoccupied dwelling is classified as second/holiday home if at least one of the household spaces within it (or the single household space if the dwelling is unshared) is a second/holiday home.</p>	Vacant household space Dwelling
Self-employed	The distinction between employee and self-employed is determined by the response to the question 'Do (did) you work as an employee or are (were) you self-employed?' It relates to the person's Main job in the week before Census or, if not working in the week before Census, their last Main job.	Main job Employee
Sex	Classification of person to either male or female	
Shared dwelling	See Dwelling	Dwelling
Social Grade, Approximated	Social Grade is the socio-economic classification used by the Market Research and Marketing Industries. Although it is not possible to allocate Social Grade precisely from information collected in the Census, the Market Research Society has developed a method for using Census information to provide a good approximation of Social Grade. Most output by Social Grade is for people aged 16 and over in households. They are classified by the Social Grade of their Household Reference Person.	Economic Activity National Statistics Socio- economic Classification (NS-SeC) Household Reference Person
Social rented	This comprises accommodation that is rented from a council (Local Authority, Scottish Homes, Northern Ireland Housing Executive) or a Housing Association, Housing Co-operative, Charitable Trust, Non-profit housing company or Registered Social Landlord.	Private rented Tenure Other Social rented
Step-family	A step-family is a married couple family or a cohabiting couple family where there are child(ren) who belong to only one member of the married or cohabiting couple.	Married couple family Cohabiting couple family
Students and Schoolchildren	Students and schoolchildren in full-time education studying away from the family home are fully enumerated as resident at their term-time address. Basic demographic information only (name, sex, age, marital status and relationship) is collected at their 'home' or 'vacation' address. This information will not allow the derivation of a separate Population Base with students at vacation address . Apart	Economically Inactive Full-time student Students away from home

Students and Schoolchildren (continued)	from one or two tables where these students and schoolchildren are specifically identified, for all main output they will not be counted at their vacation address. The information on families, household size and Household Composition for their vacation address will not include them. They are not included in the 'all person' count for their vacation address. The person variables, apart from age, sex, marital status and relationship, will be coded 'not applicable'. In the 1991 Census, students and schoolchildren were treated as resident at their vacation address. Students to classified are not necessarily in full-time education and are not students who were working or in some other way were economically active.	
Students away from home	Students and schoolchildren in full-time education studying away from the family home are treated as resident at their term-time address. Where the term 'students away from home' is used they are being referred to at their 'home' or 'vacation' address.	Students and Schoolchildren
Tenure	The tenure of a household is derived from the response to the question asking whether the household owns or rents its accommodation and, if rented, from the response to the question asking who is the landlord.	Owned Private rented Social rented Other Social rented
Travel to work	See Means of travel to work. Applicable in England, Wales and Northern Ireland.	Means of travel to work
Travel to work or study	See Means of travel to work or study. Applicable in Scotland only	Means of travel to work or study
Unemployed	A person is defined as unemployed if he or she is not in employment, is available to start work in the next 2 weeks and has either looked for work in the last 4 weeks or is waiting to start a new job. This is consistent with the International Labour Office (ILO) standard classification.	Economic Activity Economically Active Long term unemployed
Unfurnished accommodation	See Furnished accommodation	Furnished accommodation
Unshared dwelling	See dwelling	Dwelling
Vacant dwelling	A dwelling is defined as vacant if all the household spaces within it (or the single household space, if the dwelling is unshared) are vacant.	Dwelling Occupied dwelling Second home/holiday accommodation

Vacant household space	The distinction between second residence/ holiday accommodation and vacant accommodation for unoccupied household spaces is based on information provided by the enumerator. Household spaces which are identified by the enumerator as absents, refusals or non-returns but which do not subsequently have a household imputed by the One Number Census process are classified as vacant in output.	Second residence/ holiday accommodation
Visitor	Visitors are people who are not usually resident at an address. The person filling in the Census form was asked to list basic information for visitors (name and address) to help while completing the form. However, this listing was not compulsory and does not provide useable information. There is no output on visitors.	Population Base
		Ethnic Group
Wholly Moving Household	A household is described as wholly moving if all members of the household are migrants and have moved from the same address.	Migrant Moving group Partly moving household Household
Working age	Working age is defined as 16 to 64 for males and 16 to 59 for females.	
Workplace population	Applicable in England, Wales and Northern Ireland only. The workplace population is defined as the people aged 16 to 74 who are in employment and whose usual place of work is in the area. People with no fixed place of work are treated the same as people who work mainly at or from home and are counted as working in their area of residence.	Employed Daytime population