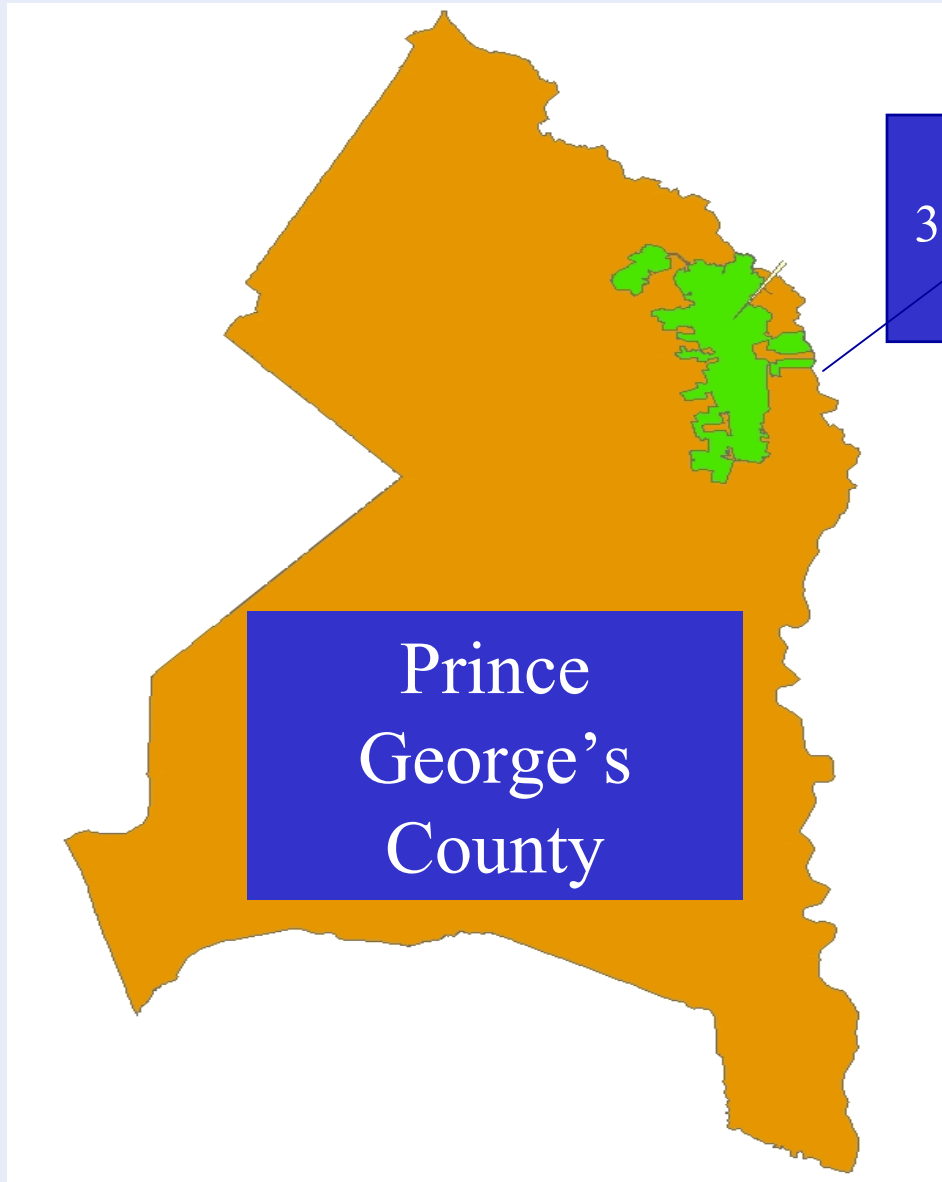


City of Bowie

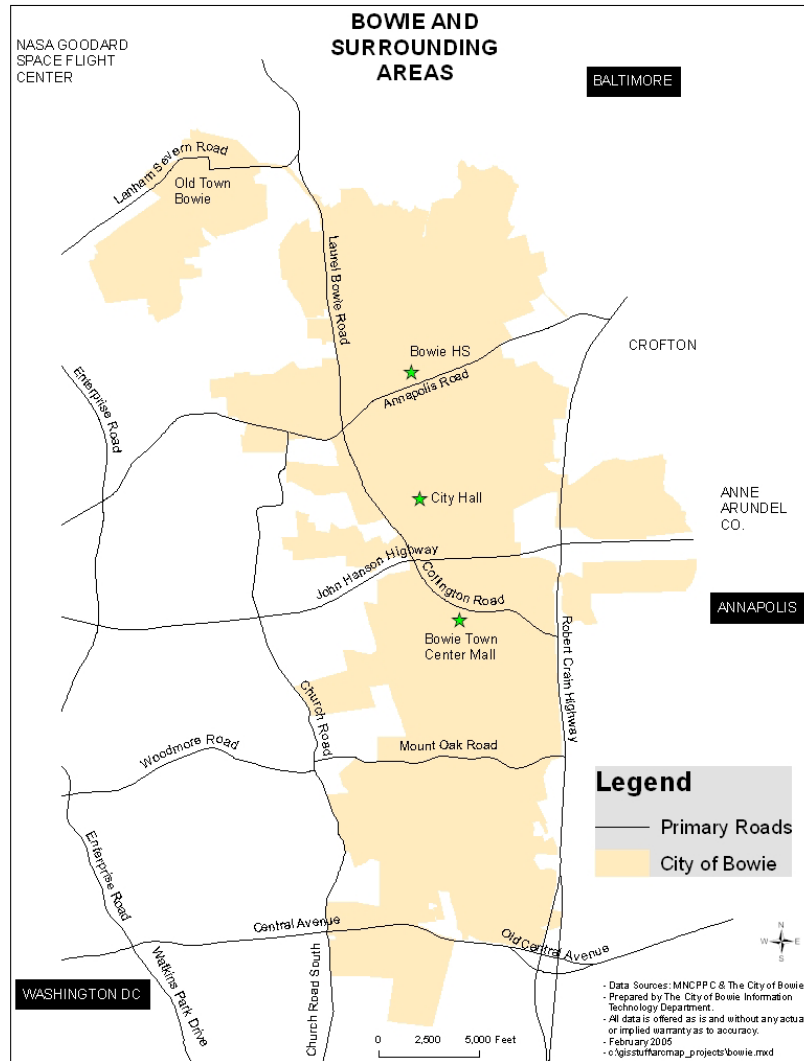


Who We Are



Bowie comprises
3.61 % of the County
land area.

Prince
George's
County



Bowie Population

Population:

1990 Census	37,589
2000 Census	50,269
2004 Estimate	54,884

Number of Households:

1990 Census	12,891
2000 Census	18,188
2004 Estimate	19,984

Who We Are

Caucasian	63%
African American	31%
Asian	3%
Other nationality or racial groups	3%
% under 25 years of age	33%
% over 65 years of age	10%
Median age	36.3 years

Source: 2000 Census

Median Household Incomes

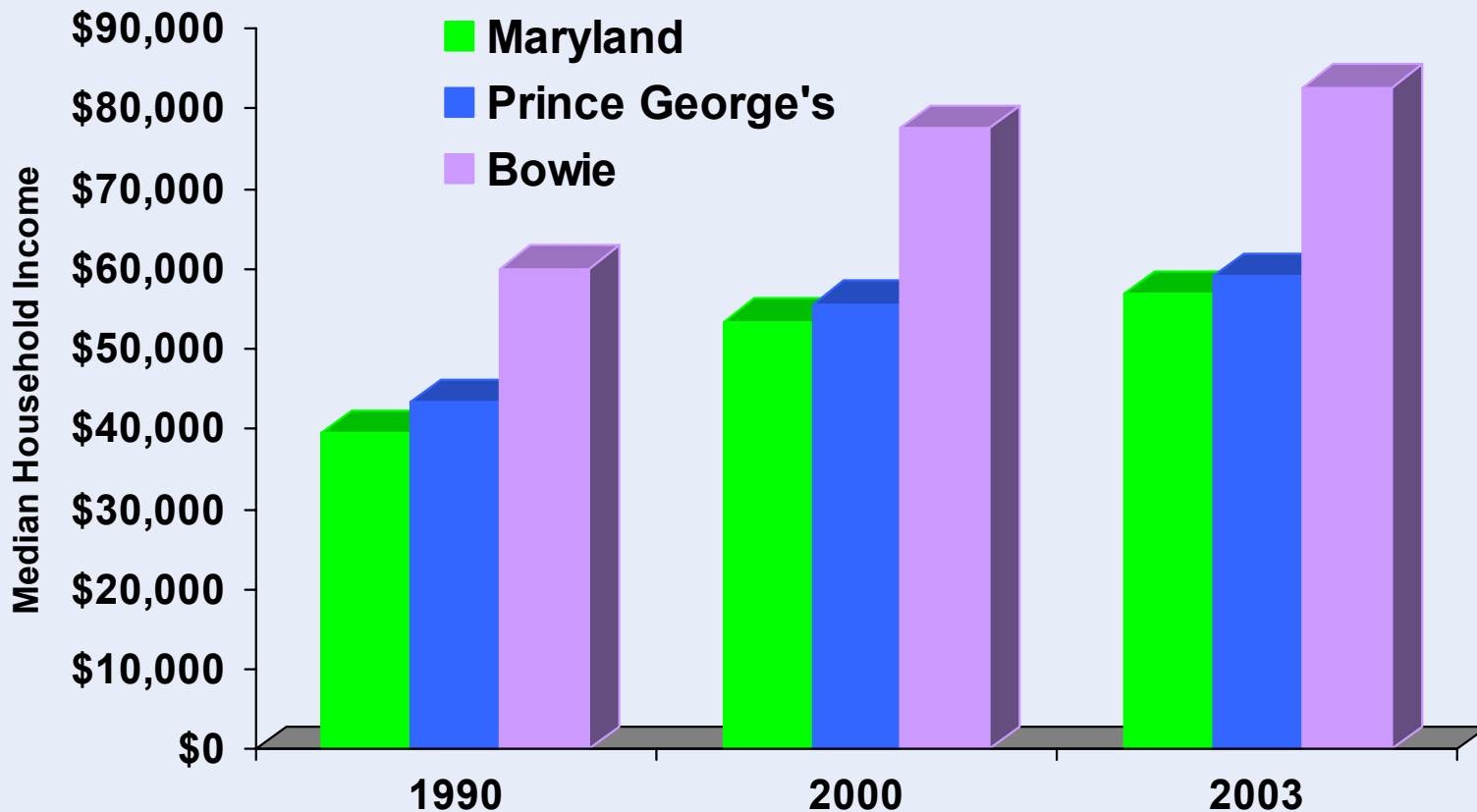
- | | |
|---------------------------------|-----------------|
| • United States: | \$43,564 |
| • Maryland: | \$57,218 |
| • Prince George's County | \$59,964 |

(2003 estimates)

Bowie's Median Income

was estimated at \$83,571 in 2003 and is now estimated to be \$85,240 in 2004.

**Median Household Income
Maryland vs. Prince George's vs. Bowie
1990-2003***



**2003 figures are estimates*

Source: Demographics Now; U.S. Census Bureau

City Tax Base

Prince George's County Taxes
Paid by Bowie Residents: \$34 million

% of Total County Taxes Paid
By Bowie Residents: 9 %

Maryland-National Capital
Park and Planning
(M-NCPPC) Taxes Paid by
Bowie Residents: \$11 million

% of Total M-NCPPC Taxes
Paid By Bowie Residents 8 %