

## openSUSE 10.2 Survey Results

Responses: 27,462

### 1. What is your age?

	Response Percent	Response Total
under 15 years	1.2%	326
15 to 19 years	8.5%	2321
20 to 24 years	17.5%	4816
<b>25 to 29 years</b>	<b>17.9%</b>	<b>4916</b>
30 to 34 years	14.3%	3917
35 to 39 years	11.9%	3280
40 to 44 years	10.1%	2759
45 to 49 years	7.3%	2008
50 to 54 years	5.2%	1415
55 to 59 years	2.9%	793
60 years and older	3.3%	898
<b>Total Respondents</b>		<b>27449</b>
<b>(skipped this question)</b>		<b>16</b>


### 2. What is your gender?

	Response Percent	Response Total
<b>Male</b>	<b>98%</b>	<b>26910</b>
Female	2%	539
<b>Total Respondents</b>		<b>27449</b>
<b>(skipped this question)</b>		<b>16</b>







### 3. How would you rate your computer expertise?

	Response Percent	Response Total
Basic knowledge: you are happy when everything runs and don't like to change much.	4.6%	1251
<b>Experienced user without technical skills: you do updates and</b>	<b>35.7%</b>	<b>9804</b>





### configure your computer as you like it.

Experienced user with technical skills: you run a server and/or deploy software.		26.8%	7357
Professional knowledge: with your expertise you earn money in the IT environment		32.9%	9037
<b>Total Respondents</b>			<b>27449</b>
<b>(skipped this question)</b>			<b>16</b>

#### 4. What is your profession?



		<b>Response Percent</b>	<b>Response Total</b>
Pupil/student		25%	6604
Office worker		14.9%	3924
System administrator		21.4%	5639
Department manager		6.1%	1614
Upper Management		4.1%	1073
<b>Other (please specify)</b>		<b>28.5%</b>	<b>7516</b>
<b>Total Respondents</b>			<b>26370</b>
<b>(skipped this question)</b>			<b>1094</b>

#### 5. What kind of internet connection do you use?

		<b>Response Percent</b>	<b>Response Total</b>
Analog modem		2.6%	697
ISDN		2.5%	662
<b>Broadband/DSL</b>		<b>89.1%</b>	<b>23491</b>
No internet connection		0.7%	190
Other (please specify)		5%	1331
<b>Total Respondents</b>			<b>26371</b>
<b>(skipped this question)</b>			<b>1094</b>

#### 6. Do you use a flatrate internet tariff:

**Response Response**

	Percent	Total
Yes 	<b>72.8%</b>	<b>19208</b>
No 	27.2%	7163
<b>Total Respondents</b>		<b>26371</b>
<b>(skipped this question)</b>		<b>1094</b>

7. Please rate the importance of the following criteria regarding software:

	1 - Least Important	2	3	4	5 - Most Important	Response Average
Price	5% (1192)	10% (2363)	28% (6798)	<b>32% (7782)</b>	25% (6191)	<b>3.63</b>
Amount and selection of software	2% (418)	5% (1273)	20% (4884)	<b>41% (10063)</b>	32% (7688)	<b>3.96</b>
Documentation (e.g. help, manual)	4% (865)	10% (2509)	23% (5592)	<b>35% (8404)</b>	29% (6956)	<b>3.74</b>
Support service	13% (3168)	23% (5692)	<b>27% (6638)</b>	22% (5257)	15% (3571)	<b>3.02</b>
Ease of installation	4% (943)	11% (2669)	27% (6451)	<b>33% (8008)</b>	26% (6255)	<b>3.66</b>
Usability	1% (350)	2% (434)	7% (1690)	32% (7786)	<b>58% (14066)</b>	<b>4.43</b>
Stability	2% (411)	1% (179)	3% (643)	17% (4091)	<b>78% (19002)</b>	<b>4.69</b>
Security	2% (438)	2% (559)	8% (2041)	25% (6083)	<b>63% (15205)</b>	<b>4.44</b>
Ease of administration	2% (406)	5% (1255)	21% (5042)	<b>42% (10260)</b>	30% (7363)	<b>3.94</b>
Hardware support	1% (356)	2% (579)	8% (1999)	30% (7317)	<b>58% (14075)</b>	<b>4.40</b>
Multimedia support	4% (1022)	8% (2034)	19% (4621)	30% (7257)	<b>39% (9392)</b>	<b>3.90</b>
<b>Total Respondents</b>						<b>24326</b>
<b>(skipped this question)</b>						<b>3136</b>

8. Which operating system do you use mainly?

	Response Percent	Response Total
Apple MacOS 	1.9%	452

Debian GNU/Linux	2.2%	538
Fedora Core	1.7%	416
Mandriva Linux	1%	232
Microsoft Windows XP/2000/ME/98	31.6%	7614
<b>OpenSUSE/SUSE LINUX</b>	<b>50.9%</b>	<b>12264</b>
Ubuntu	5%	1201
Other (please specify)	5.7%	1362
<b>Total Respondents</b>		<b>24079</b>
<b>(skipped this question)</b>		<b>3385</b>

9. Do you have a Microsoft Windows operating system installed in addition to your Linux operating system (dual boot)?

	Response Percent	Response Total
<b>Yes</b>	<b>69.5%</b>	<b>16734</b>
No	30.5%	7345
<b>Total Respondents</b>		<b>24079</b>
<b>(skipped this question)</b>		<b>3385</b>

10. Which user interface do you mainly use?









	Response Percent	Response Total
<b>KDE</b>	<b>71.8%</b>	<b>17282</b>
GNOME	22.4%	5398
xfce	1.2%	297
Console	1.9%	460
Other (please specify)	2.7%	641
<b>Total Respondents</b>		<b>24078</b>
<b>(skipped this question)</b>		<b>3385</b>

11. Do you use non-graphical tools (e.g. YaST text mode, console) when installing or administering your Linux operating system?







	Response Percent	Response Total
<b>Yes</b>	<b>64%</b>	<b>15403</b>
No	36%	8676

**Total Respondents** 24079  
**(skipped this question)** 3385

12. How did you find out about openSUSE?



	<b>Response Percent</b>	<b>Response Total</b>
Ads in magazines 	5.4%	1288
Test reports in magazines 	7.3%	1752
Recommendation by peers or colleagues 	15.9%	3795
Free ISO Download 	17.5%	4164
Computer or software shop 	1.9%	457
<b>Linux community</b> 	<b>33.6%</b>	<b>8012</b>
Homepage 	7.6%	1813
Other (please specify) 	10.8%	2577
<b>Total Respondents</b>	<b>23858</b>	
<b>(skipped this question)</b>	<b>3607</b>	

13. How are you involved within openSUSE project?







	<b>Response Percent</b>	<b>Response Total</b>
<b>No, I am not involved.</b> 	<b>84.7%</b>	<b>20196</b>
Editing/creating of Wiki pages 	3.1%	741
Creating software packages 	1.9%	457
Creating software patches	0.9%	220
Bug reporting 	8.2%	1964
Participating in discussions on mailing lists or IRC 	7.5%	1800
Use of build services 	3.4%	814
<b>Total Respondents</b>	<b>23855</b>	
<b>(skipped this question)</b>	<b>3607</b>	

14. Is using openSUSE 10.2 your first experience with Linux?  
*(if yes, you will skip to page 8)*






**Response Response**

	Percent	Total
Yes 	11%	2626
<b>No</b> 	<b>89%</b>	<b>21232</b>
<b>Total Respondents</b>		<b>23858</b>
<b>(skipped this question)</b>		<b>3607</b>



15. Where do you usually get the openSUSE distribution?

	Response Percent	Response Total
Computer or software shop 	3.9%	815
<b>Download from the openSUSE homepage</b> 	<b>77.5%</b>	<b>16390</b>
Bookstore 	1.6%	345
Online shop 	4.3%	918
Free CD in magazines 	8.7%	1836
Other (please specify) 	3.9%	832
<b>Total Respondents</b>		<b>21136</b>
<b>(skipped this question)</b>		<b>6327</b>

16. How long have you been using openSUSE/SUSE LINUX products?

	Response Percent	Response Total
less than 1 month 	15%	3179
6 months to 1 year 	21%	4442
<b>1 to 3 years</b> 	<b>31.1%</b>	<b>6568</b>
4 to 6 years 	17.4%	3668
more than 6 years 	15.5%	3279
<b>Total Respondents</b>		<b>21136</b>
<b>(skipped this question)</b>		<b>6327</b>

17. How often do you update your openSUSE/SUSE LINUX operating system via software updates?




	Response Percent	Response Total
<b>Regularly</b> 	<b>72.6%</b>	<b>17182</b>
Seldom 	20.3%	4799

Never 






7.2% 1695

**Total Respondents** 23676  
**(skipped this question)** 3787





## 18. How do you use the computer on which you have installed openSUSE?

	<b>Response Percent</b>	<b>Response Total</b>
<b>For private use</b> 	<b>64%</b>	<b>15153</b>
For commercial use 	2.7%	639
For private and for commercial use 	33.3%	7884
<b>Total Respondents</b>	<b>23676</b>	<b>23676</b>
<b>(skipped this question)</b>	<b>3787</b>	<b>3787</b>



## 19. Desktop

	<b>Response Percent</b>	<b>Response Total</b>
<b>Internet access, e-mail, chat</b> 	<b>96.7%</b>	<b>22355</b>
To accomplish office tasks 	79%	18256
Play multimedia data 	77.2%	17838
Edit graphics 	53.8%	12432
Games 	38.7%	8949
<b>Total Respondents</b>	<b>23117</b>	<b>23117</b>
<b>(skipped this question)</b>	<b>4345</b>	<b>4345</b>

## 20. Home-Server

	<b>Response Percent</b>	<b>Response Total</b>
<b>File or print server</b> 	<b>64.8%</b>	<b>10039</b>
Router or gateway 	40.8%	6324
Web server 	51.6%	7989
Firewall 	53.7%	8315
<b>Total Respondents</b>	<b>15485</b>	<b>15485</b>
<b>(skipped this question)</b>	<b>11977</b>	<b>11977</b>

## 21. Development

		<b>Response Percent</b>	<b>Response Total</b>
<b>Applications/GUI development</b>		<b>67.5%</b>	<b>8621</b>
Web development/server development		67%	8552
		<b>Total Respondents</b>	<b>12770</b>
		<b>(skipped this question)</b>	<b>14692</b>

22. Please rate how openSUSE fulfils the following criteria:

	<b>1 - Very poor</b>	<b>2</b>	<b>3</b>	<b>4</b>	<b>5 - Excellent</b>	<b>Response Average</b>
Price	2% (369)	2% (539)	9% (2196)	12% (2809)	<b>75%</b> <b>(17287)</b>	<b>4.56</b>
Amount and selection of software	1% (168)	3% (686)	16% (3818)	<b>45%</b> <b>(10466)</b>	35% (8062)	<b>4.10</b>
Documentation (e.g. help, manual)	2% (364)	7% (1654)	30% (6881)	<b>42%</b> <b>(9835)</b>	19% (4466)	<b>3.71</b>
Support service	3% (666)	10% (2265)	<b>42%</b> <b>(9822)</b>	32% (7383)	13% (3064)	<b>3.43</b>
Ease of installation	1% (298)	4% (851)	13% (3025)	38% (8917)	<b>44%</b> <b>(10109)</b>	<b>4.19</b>
Usability	1% (206)	3% (610)	13% (3000)	<b>45%</b> <b>(10523)</b>	38% (8861)	<b>4.17</b>
Stability	1% (256)	3% (590)	12% (2783)	39% (9108)	<b>45%</b> <b>(10463)</b>	<b>4.25</b>
Security	1% (148)	1% (219)	9% (2133)	42% (9800)	<b>47%</b> <b>(10900)</b>	<b>4.34</b>
Ease of administration	1% (285)	5% (1144)	22% (5095)	<b>43%</b> <b>(10088)</b>	28% (6588)	<b>3.93</b>
Hardware support	2% (503)	8% (1855)	25% (5883)	<b>41%</b> <b>(9420)</b>	24% (5539)	<b>3.76</b>
Multimedia support	7% (1535)	16% (3648)	31% (7196)	<b>31%</b> <b>(7217)</b>	16% (3604)	<b>3.33</b>
					<b>Total Respondents</b>	<b>23198</b>
					<b>(skipped this question)</b>	<b>4264</b>

23. What should be changed in future versions of openSUSE? (Multiple answers possible)

**Response Response**



	Percent	Total
Easier installation	16.5%	3810
Simplified configuration	31%	7157
Pre-selected graphical user interface	14.9%	3447
More software packages	44.6%	10313
<b>Improve hardware support</b>	<b>68.9%</b>	<b>15935</b>
Other (please specify)	28.5%	6586
<b>Total Respondents</b>		<b>23115</b>
<b>(skipped this question)</b>		<b>4347</b>

24. Do you know other Novell products?

	Response Percent	Response Total
<b>Yes</b>	<b>60.4%</b>	<b>13953</b>
No	39.6%	9162
<b>Total Respondents</b>		<b>23115</b>
<b>(skipped this question)</b>		<b>4347</b>

25. Have you already purchased other Novell products?

	Response Percent	Response Total
Yes	18.6%	4290
<b>No</b>	<b>81.4%</b>	<b>18825</b>
<b>Total Respondents</b>		<b>23115</b>
<b>(skipped this question)</b>		<b>4347</b>

26. Thank you for participating in our survey!

If you want to take part in the drawing for five 1 GByte USB sticks and one 80 GByte portable hard disc from Teac, please supply your e-mail address. We respect your privacy, so your email address will only be used to award the prizes and will be handled according to the [Novell privacy policy](#).

	Response Percent	Response Total
<b>Email Address:</b>	<b>100%</b>	<b>21171</b>
<b>Total Respondents</b>		<b>21165</b>

**(skipped this question)**

**6297**