



OFFICIAL 2006 NCAA[®] DIVISIONS II and III FOOTBALL RECORDS BOOK





OFFICIAL 2006 NCAA[®] DIVISIONS II and III FOOTBALL RECORDS BOOK





THE NATIONAL COLLEGIATE ATHLETIC ASSOCIATION
P.O. Box 6222, Indianapolis, Indiana
46206-6222
www.NCAA.org

August 2006

Compiled By:

Gary K. Johnson, *Associate Director of Statistics.*
Sean W. Straziscar, *Associate Director of Statistics.*
J.D. Hamilton, *Assistant Director of Statistics.*

Distributed to sports information directors and conference publicity directors.

NCAA, NCAA logo and National Collegiate Athletic Association are registered marks of the Association and use in any manner is prohibited unless prior approval is obtained from the Association.

Copyright, 2006, by the National Collegiate Athletic Association.
Printed in the United States of America.

ISSN 0735-5475

Front Cover Photos

(all rows left to right)

Top Row: Cale Manley, North Alabama; Wesley Cooper, Louisiana College;
Chris Barnette, Guilford; Neal Philpot, Pittsburg State.

Second Row: Justin Beaver, Wisconsin-Whitewater; Michael Jorris, Mount
Union; Matt Willis, Hartwick; Cullen Finnerty, Grand Valley State.

Third Row: Fabian Walker, Valdosta State; Adam Knoblauch, Delaware
Valley; Antoine Bagwell, California (Pennsylvania); P.J. Williams, Mary
Hardin-Baylor.

Bottom Row: Chuck Martin, Grand Valley State; Zac Allen, Carson-Newman;
Casey McConnell, Kenyon; Jason Boltus, Hartwick.

Contents

School Name-Change/Abbreviation Key	4
New to This Book	7
Division II Records	9
Division III Records	57
Individual and Team Collegiate Records.....	99
Award Winners.....	123
Special Regular- and Postseason Games	179
Coaching Records.....	189
Added and Discontinued Programs	207
Championship Results.....	211
Attendance Records.....	237
2005 Statistical Leaders.....	247
Conference Standings and Champions.....	293
2005 Results	309



School Name- Change/ Abbreviation Key

Various schools have changed their name. The current school name or tabular style is listed along with other names or styles by which the schools have been referred. (Note: Not all schools in this list currently sponsor or have sponsored football.)

SCHOOL name changes

Current school name/tabular style:	Changed from:
Albertson	Col. of Idaho
Alcorn St.	Alcorn A&M
Alliant Int'l	U.S. Int'l; Cal Western
Arcadia	Beaver
Arizona St.	Tempe St.
Ark.-Pine Bluff	Arkansas A&M
Armstrong Atlantic	Armstrong St.
Auburn	Alabama Poly
Augusta St.	Augusta
Bemidji St.	Bemidji Teachers
Benedictine (Ill.)	Ill. Benedictine
Bradley	Bradley Tech
UC Davis	California Aggies
Cal St. East Bay	Cal St. Hayward
Cal St. Fullerton	Orange County State College; Orange St.
Cal St. L.A.	Cal St. Los Angeles
Cal St. Northridge	San Fernando Valley St.
Carnegie Mellon	Carnegie Tech
Case Reserve	Case Institute of Technology; Case Tech
Central Okla.	Central St. (Okla.)
Charleston So.	Baptist (S.C.)
Charleston (W.V.)	Morris Harvey
Charlotte	UNC Charlotte
Chattanooga	Tenn.-Chatt.
Chicago St.	Chicago Teachers
Cleveland St.	Fenn
Colorado St.	Colorado A&M
Colorado St.-Pueblo	Southern Colo.
Columbus St.	Columbus
Concordia (Calif.)	Christ College-Irvine
Concordia (Ill.)	Concordia Teachers
Crown	St. Paul Bible
Dayton	St. Mary's Institute
DeSales	Allentown
Detroit	Detroit Mercy; Detroit Tech
Dist. of Columbia	D.C. Teachers; Federal City
Dominican (Ill.)	Rosary
Drexel	Drexel Tech
Duke	Trinity (N.C.)
Eastern Conn. St.	Willimantic St.
Eastern Mich.	Michigan Normal
Eckerd	Fla. Presbyterian
Emporia St.	Kansas St. Normal
FDU-Florham	FDU-Madison
Fresno St.	Fresno Pacific
Ga. Southern	Georgia Teachers
Ill.-Chicago	Ill.-Chicago Circle
Illinois St.	Illinois St. Normal; Illinois Normal
Indiana (Pa.)	Indiana St. (Pa.)
Indianapolis	Indiana Central
Iowa	State University of Iowa
Iowa St.	Ames
James Madison	Madison
Johnson C. Smith	Johnson Smith
Kansas St.	Kansas Aggies
Kent St.	Kent
La Sierra	Loma Linda
Lamar	Lamar Tech
Liberty	Lynchburg Baptist; Liberty Baptist
La.-Lafayette	Southwestern La.
La.-Monroe	Northeast La.
Loyola Marymount	St. Vincent's; Loyola U. of L.A.

Current school name/tabular style:

Changed from:

Lycoming	Williamsport Dickinson Seminary
Lynn	College of Boca Raton
Lyon	Arkansas College
Me.-Farmington	Farmington St.
Maritime (N.Y.)	N.Y. Maritime
Martin Luther	Northwestern (Wis.)
Marycrest Int'l	Teikyo Marycrest
Md.-East. Shore	Maryland St.
Massachusetts	Massachusetts St.; Massachusetts Agriculture Col.
Current school name:	Changed from:
Mass. Liberal Arts	North Adams St.
Mass.-Dartmouth	Southeastern Mass.
Mass.-Lowell	Lowell; Lowell St.; Lowell Tech
McDaniel	Western Md.
Memphis	Memphis St.; West Tennessee St. Normal
Minn. St. Mankato	Mankato Teachers; Mankato St.
Minn. St. Moorhead	Moorhead St.; Moorhead Teachers
Missouri St.	Southwest Mo. St.
Mont. St.-Billings	Eastern Montana
Montana St.-Northern	Northern Montana
Murray St.	Murray Teachers
Neb.-Kearney	Kearney St.
Neb.-Omaha	Omaha
New England U.	St. Francis (Me.)
New Jersey City	Jersey City St.
N.J. Inst. of Tech.	Newark Engineering
New Mexico St.	New Mexico A&M
New Orleans	Louisiana St. (N.O.)
North Ala.	Florence St.
N.C. Central	North Caro. College
UNC Pembroke	Pembroke St.
North Central (Ill.)	North Central
North Central Texas	Cooke County
North Texas	North Tex. St.
Northeastern St.	Northeastern Okla. St.
Northern Ariz.	Arizona St.-Flagstaff; Flagstaff Teachers
Northern Colo.	Colorado St. College; Colorado St. Teachers
Oklahoma St.	Oklahoma A&M
Old Dominion	William & Mary (Norfolk)
Penn St.-Berks	Penn St.-Lehigh Valley
Penn St.-Harrisburg	Penn St.-Capitol
Pepperdine	George Pepperdine
Phila. Sciences	Philadelphia Pharmacy
Philadelphia U.	Philadelphia Textile
Polytechnic (N.Y.)	New York Poly; Brooklyn Poly
Post	Teikyo Post; Post
Rhodes	Southwestern (Tenn.)
Rice	Rice Institute
Richard Stockton	Stockton St.
Rochester Inst.	Mechanics Institute
Rowan	Glassboro St.
Rutgers-Newark	Newark St.
Salem Int'l	Salem-Teikyo; Salem
Samford	Howard Col.
S.C. Upstate	S.C.-Spartanburg
Southern Ind.	Indiana St.-Evansville
Southern Me.	Maine Portland-Gorham; Gorham St. (Me.)
Southern Miss.	Mississippi Southern College; Mississippi Normal
Southern N.H.	New Hamp. Col.
Southern U.	Southern B.R.
Southwest Minn. St.	Southwest St.
Stevens Institute	Stevens Tech
Taylor-Ft. Wayne	Summit Christian
Tex. A&M-Commerce	East Texas St.
Tex. A&M-Kingsville	Texas A&I
Tex.-Pan American	Pan American
Texas St.	Southwest Tex. St.
Towson	Towson St.
Troy	Troy St.
Truman	Northeast Mo. St.; Truman St.
Tulsa	Henry Kendall
Vanguard	Southern California Col.
Virginia-Wise	Clinch Valley
Washburn	Lincoln College
Washington-St. Louis	Washington (Mo.)
Washington St.	Washington Agricultural College
West Ala.	Livingston
West Tex. A&M	West Texas St.
Western Mich.	Western State Teachers
Western N.M.	New Mexico Western
Western Ore.	Oregon Tech; Oregon College of Education



Current school name/tabular style:

Western St.	Colo. Western; Colorado Normal
Westmar	Western Union College; Teikyo Westmar
Wichita St.	Fairmount
Widener	Pennsylvania Military College
Wm. Paterson	Paterson St.
Wis.-Eau Claire	Eau Claire Teachers
Wis.-La Crosse	La Crosse Teachers
Wis.-River Falls	River Falls Teachers
Wis.-Superior	Superior Normal; Superior St. Teachers
Xavier	St. Xavier

Changed from:**SCHOOLS also known as****Current school name/tabular style:**

Air Force	U.S. Air Force Academy
Apprentice School	Newport News
Army	U.S. Military Academy; West Point
Baruch	Bernard M. Baruch
Case Reserve	Case Western Reserve
CCNY	City College of New York
City Tech	NYCCT; New York City Tech
Current school name:	Also known as:
Coast Guard	U.S. Coast Guard Academy
GC&SU	Georgia College & State University
Hawthorne	Nathaniel Hawthorne
IPFW	Indiana/Purdue-Ft. Wayne
IUPUI	Indiana/Purdue-Indianapolis
Lehman	Herbert H. Lehman
Lipscomb	David Lipscomb
Long Island	LIU-Brooklyn
LSU	Louisiana St.
Merchant Marine	King's Point; U.S. Merchant Marine Academy
MIT	Massachusetts Institute of Technology
Navy	U.S. Naval Academy
TCNJ	The College of New Jersey (was Trenton St.)
NYIT	New York Institute of Technology; New York Tech
Rochester Inst.	RIT
Sewanee	University of the South
Southampton	LIU-Southampton
SMU	Southern Methodist
TCU	Texas Christian
UAB	Ala.-Birmingham
UCF	Central Fla. (was Florida Tech)
UCLA	University of California, Los Angeles
UMBC	Md.-Balt. County
UMKC	Mo.-Kansas City
UNI	Northern Iowa (was Iowa Teachers)
UNLV	Nevada-Las Vegas (was Nevada Southern)
UTEP	Texas-El Paso (was Texas Western)
UTSA	Texas-San Antonio
VCU	Va. Commonwealth
VMI	Va. Military
WPI	Worcester Poly Inst.; Worcester Tech

Changed from:**SCHOOL MERGERS****Current school name:**

Case Reserve	Case Tech & Western Reserve; 1971-72
Mass.-Lowell	Lowell St. & Lowell Tech; 1975-76

Two Schools Merged & Year:

New To this Book

Division II

Record	Page(s)
Individual Total Offense, Most Seasons Gaining 4,000 Yards or More	10
Individual Total Offense, Gaining 3,000 Yards Rushing and 9,000 Yards Passing, Career.....	10

Coaching Records

Record	Page(s)
Winningest Active All-Divisions Coaches (By Percentage)	191
Winningest Active All-Divisions Coaches (By Victories)	191-192
Winningest All-Time Division II Coaches (By Percentage)	193
Winningest All-Time Division II Coaches (By Victories)	193-194
Winningest All-Time Division III Coaches (By Percentage)	200
Winningest All-Time Division III Coaches (By Victories)	200-201



Division II Records

Individual Records	10
Team Records.....	16
Annual Champions, All-Time Leaders	19
Team Champions	40
All-Time Team Won-Lost Records...	44
National Poll Rankings.....	46
Undefeated, Untied Teams	47
Streaks and Rivalries	50
Cliffhangers	50
Division II Stadiums.....	52
Division II Statistics Trends.....	53



Individual Records

Official national statistics for all nonmajor four-year colleges began in 1946 with a limited post-season survey. In 1948, the service was expanded to include weekly individual and team statistics rankings in all categories except interceptions, field goals, punt returns and kickoff returns; these categories were added to official individual rankings and records in 1970. In 1992, statistics compilations for individual all-purpose yards and team net punting, punt returns, kickoff returns and turnover margin were begun. In 2000, defensive team and individual statistics were added.

From 1946, individual rankings were by totals. Beginning in 1970, most season individual rankings were by per-game averages. In total offense, receiving yards, all-purpose yards, rushing and scoring, yards or points per game determine rankings; in receiving and interceptions, catches per game; in punt and kickoff returns, yards per return; and in field goals, number made per game. Punting always has been by average, and all team rankings have been per game.

Beginning in 1979, passers were ranked in all divisions on efficiency rating points, and team pass defense rankings changed to the same rating system in 1990 (see page 6 for explanation).

Before 1967, rankings and records included all four-year colleges that reported their statistics to the NCAA. Beginning with the 1967 season, rankings and records included only members of the NCAA.

In 1973, College Division teams were divided into Division II and Division III under a three-division reorganization plan adopted by the special NCAA Convention on August 1, 1973. Career records of players include only those years in which they competed in Division II.

Before 2002, postseason games were not included in NCAA final football statistics or records. Beginning with the 2002 season, all postseason games were included in NCAA final football statistics and records.

Collegiate records for all NCAA divisions can be determined by comparing records for all four divisions.

Before 2002, all individual and team statistics rankings include regular-season games only.

A player whose career includes statistics for parts of five seasons (or an active player who will play in five seasons) because he was granted an additional season of competition for reasons of hardship or a freshman redshirt, is denoted by "\$."

NCAA DEFENSIVE FOOTBALL STATISTICS COMPILATION POLICIES

All individual defensive statistics reported to the NCAA must be compiled by the press box statistics crew during the game. Defensive numbers compiled by the coaching staff or other university/college personnel using game film will not be considered "official" NCAA statistics.

This policy does not preclude a conference or institution from making after-the-game changes to press box numbers. This is consistent with existing NCAA policies involving corrections to any offensive statistics after a contest. Any changes to press box numbers must be obvious

errors, such as misidentified players, and this should not be interpreted as a way for press box statistics to be later "updated" by the coaching films. Changes should be made within one week after the game is played. Statisticians also are reminded that NCAA policy does not permit changes to away-game statistics unless approved by the home sports information director.

It is important to note that this policy applies ONLY to official NCAA statistics and national rankings, and does not mean a coaching staff cannot compile separate defensive statistics for institutional use. Those compilations also could appear in the institution's press releases and/or Web site, as long as they are identified as coaching film numbers rather than official statistics as used by the NCAA.

The NCAA statistics staff reserves the right to review any statistics provided to the national office and may withhold publishing/posting those numbers until the accuracy of those statistics can be substantiated.

Total Offense

(Rushing Plus Passing)

MOST PLAYS

Game

88—Jarrod DeGeorgia, Wayne St. (Neb.) vs. Drake, Nov. 9, 1996 (594 yards)

Season

660—Chad Frieauf, Colorado Mines, 2004 (5,363 yards)

Per-game record—59.9, Matt Kisell, Mercyhurst, 1999 (599 in 10)

Career

2,216—Andrew Webb, Fort Lewis, 2000-03 (11,789 yards)

Also holds per-game record with 51.5 (2,216 in 43)

MOST PLAYS BY A FRESHMAN

Season

625—Ted Schlafke, Minn. Duluth, 2005 (3,591 yards)
Per-game record—54.2, Nathan Emert, Mo. Southern St., 2004 (596 in 11)

MOST YARDS GAINED

Game

660—Andrew Webb, Fort Lewis vs. Mesa St., Nov. 16, 2002 (22 rushing, 638 passing)

Season

5,363—Chad Frieauf, Colorado Mines, 2004 (717 rushing, 4,646 passing)

Also holds per-game record with 412.5 (5,363 in 13)

Career

12,594—Jimmy Terwilliger, East Stroudsburg, 2003-05 (1,210 rushing, 11,384 passing)

Per-game record—323.9, Grady Benton, West Tex. A&M, 1994-95 (5,831 in 18)

‡Active player.

MOST SEASONS GAINING 4,000 YARDS OR MORE

2—Jimmy Terwilliger, East Stroudsburg, 2004 (4,292) & 2005 (4,960)

MOST SEASONS GAINING 3,000 YARDS OR MORE

3—Jimmy Terwilliger, East Stroudsburg, 2003 (3,342), 2004 (4,292) & 2005 (4,960)

MOST SEASONS GAINING 2,500 YARDS OR MORE

4—James McNear, Concordia-St. Paul, 2002 (2,752), 2003 (3,273), 2004 (2,733) & 2005 (3,688); Joey Conrad, Glenville St., 2002 (2,523), 2003 (3,485), 2004 (2,615) & 2005 (3,868)

GAINING 1,000 YARDS RUSHING AND 1,000 YARDS PASSING

Season

14 times. Most recent: Rob Blount, C.W. Post, 2005 (1,018 rushing, 2,995 passing); James McNear,

Concordia-St. Paul, 2005 (1,244 rushing, 2,444 passing)

GAINING 3,000 YARDS RUSHING AND 9,000 YARDS PASSING

Career

James McNear, Concordia-St. Paul, 2002-05 (3,022 rushing, 9,424 passing)

GAINING 4,000 YARDS RUSHING AND 5,000 YARDS PASSING

Career

Neal Philpot, Pittsburg St., 2001-04 (4,337 rushing, 5,831 passing)

GAINING 1,000 YARDS RUSHING AND 10,000 YARDS PASSING

Career

Curt Anes, Grand Valley St., 1999-02 (1,300 rushing, 10,581 passing); ‡Jimmy Terwilliger, East Stroudsburg, 2003-05 (1,210 rushing, 11,384 passing)

‡Active player.

MOST YARDS GAINED BY A FRESHMAN

Game

563—Chris Reil, Henderson St. vs. Arkansas Tech, Oct. 28, 2000

Season

3,591—Ted Schlafke, Minn. Duluth, 2005 (625 plays)
Per-game record—322.5, Scott Eyster, Delta St., 2003 (3,548 in 11)

MOST GAMES GAINING 300 YARDS OR MORE

Season

9—Jimmy Terwilliger, 2004 (12 games) & 2005 (14 games)

Career

23—Jimmy Terwilliger, East Stroudsburg, 2003-05

‡Active player.

HIGHEST AVERAGE GAIN PER PLAY

Season

(Min. 350 plays) 10.1—Curt Anes, Grand Valley St., 2001 (360 for 3,621)

Career

(Min. 950 plays) 8.9—J.T. O'Sullivan, UC Davis, 1998-01 (987 for 8,743)

MOST TOUCHDOWNS RESPONSIBLE FOR (TDs Scored and Passed For)

Game

10—Bruce Swanson, North Park vs. North Central (Ill.), Oct. 12, 1968 (passed for 10)

Also holds Most Points Responsible For record with 60

Season

55—Dusty Bonner, Valdosta St., 2000 (passed for 54, rushed for 1)

Also holds Most Points Responsible For record with 330

Career

130—Curt Anes, Grand Valley St., 1999-02 (rushed for 16, passed for 114)

Also holds Most Points Responsible For record with 780

Rushing

MOST RUSHES

Game

62—Nelson Edmonds, Northern Mich. vs. Wayne St. (Mich.), Oct. 26, 1991 (291 yards)

Season

385—Joe Gough, Wayne St. (Mich.), 1994 (1,593 yards)

Per-game record—38.6, Mark Perkins, Hobart, 1968 (309 in 8)

Career

1,131—Josh Ranek, South Dakota St., ‡1997-01 (6,794 yards)

Per-game record—29.8, Bernie Peeters, Luther, 1968-71 (1,072 in 36)

‡See Page 10 for explanation.

MOST CONSECUTIVE RUSHES BY SAME PLAYER

Game

21—Roger Graham, New Haven vs. Knoxville, Oct. 29, 1994 (during six possessions)

MOST RUSHES BY A QUARTERBACK

Career

730—Shawn Graves, Wofford, 1989-92

MOST YARDS GAINED

Quarter

184—Stefan Logan, South Dakota vs. Truman, Sept. 3, 2005 (7 carries in 2nd quarter)

Half

229—Alvon Brown, Kentucky St. vs. Ky. Wesleyan, Sept. 16, 2000

Game

410—Andrew Terry, Ferris St. vs. Findlay, Oct. 2, 2004 (38 rushes)

Season

2,653—Kavin Gailliard, American Int'l, 1999 (320 rushes)

Per-game record—222.0, Anthony Gray, Western N.M., 1997 (277 rushes)

Career

6,958—Brian Shay, Emporia St., 1995-98 (1,007 rushes)

Per-game record—183.4, Anthony Gray, Western N.M., 1997-98 (3,484 in 19)

MOST YARDS GAINED BY A FRESHMAN

Game

380—Garrison Corbin, Tiffin vs. Quincy, Nov. 16, 2002 (44 rushes)

Season

2,011—Johnny Bailey, Tex. A&MKingsville, 1986 (271 rushes)

Also holds per-game record with 182.8 (2,011 in 11)

MOST YARDS GAINED IN FIRST GAME OF CAREER

238—Johnny Bailey, Tex. A&MKingsville vs. Texas Southern, Sept. 6, 1986

MOST YARDS GAINED AGAINST ONE OPPONENT

Career

1,010—Brian Shay, Emporia St. vs. Washburn, 1995-98 (112 rushes)

MOST YARDS GAINED BY TWO PLAYERS, SAME TEAM

Game

514—Thelbert Withers (333) & Derrick Ray (181), N.M. Highlands vs. Fort Lewis, Oct. 17, 1992

Season

3,611—Germaine Race (2,213) & Neal Philpot (1,398), Pittsburg St., 2004

Per-game record—320.5, Johnny Bailey (2,011) & Heath Sherman (1,515), Tex. A&MKingsville, 1986 (3,526 in 11)

Career

8,594—Johnny Bailey (5,051) & Heath Sherman (3,543), Tex. A&MKingsville, 1986-88 (1,317 rushes)

TWO PLAYERS, SAME TEAM, EACH GAINING 200 YARDS OR MORE

Game

Five times. Most recent: Thad Variance (204) & Pat Norris (203), N.M. Highlands vs. Colorado Mines, Oct. 10, 1998

TWO PLAYERS, SAME TEAM, EACH GAINING 1,000 YARDS OR MORE

Season

23 times. Most recent: Bernard Scott (1,026) & Kentrel Rogers (1,012), Central Ark., 2004; Reed Gottula (1,184) & Jordan Hicckel (1,086), Fort Hays St., 2004; Germaine Race (2,213) & Neal Philpot (1,398), Pittsburg St., 2004; Martin Hicks (1,148) & Jerrick Bines (1,137), Winston-Salem, 2004

MOST GAMES GAINING 100 YARDS OR MORE

Season

13—Germaine Race, Pittsburg St., 2004

Career

34—Damian Beane, Shepherd, 1996-99 (38 games)

MOST GAMES GAINING 100 YARDS OR MORE BY A FRESHMAN

Season

11—Johnny Bailey, Tex. A&MKingsville, 1986

MOST CONSECUTIVE GAMES GAINING 100 YARDS OR MORE

Season

12—Ian Smart, C.W. Post, 2001

Career

25—Roger Graham, New Haven, 1992-94

MOST CONSECUTIVE GAMES GAINING 100 YARDS OR MORE BY A FRESHMAN

Season

11—Johnny Bailey, Tex. A&MKingsville, 1986

MOST GAMES GAINING 200 YARDS OR MORE

Season

10—Kavin Gailliard, American Int'l, 1999

Career

15—Brian Shay, Emporia St., 1995-98 (44 games)

MOST GAMES GAINING 200 YARDS OR MORE BY A FRESHMAN

Season

5—Johnny Bailey, Tex. A&MKingsville, 1986

MOST CONSECUTIVE GAMES GAINING 200 YARDS OR MORE

Season

8—Kavin Gailliard, American Int'l, 1999

MOST GAMES GAINING 300 YARDS OR MORE

Season

4—Anthony Gray, Western N.M., 1997

MOST YARDS GAINED BY A QUARTERBACK

Game

323—Shawn Graves, Wofford vs. Lenoir-Rhyne, Sept. 15, 1990 (23 rushes)

Season

1,483—Shawn Graves, Wofford, 1989 (241 rushes)

Career

5,128—Shawn Graves, Wofford, 1989-92 (730 rushes)

MOST SEASONS GAINING 1,000 YARDS OR MORE

Career

4—Johnny Bailey, Tex. A&MKingsville, 1986-89; Jeremy Monroe, Michigan Tech, 1990-93; Jarrett Anderson, Truman, 1993-96; Damian Beane, Shepherd, 1996-99; Chris Washington, Concordia-St. Paul, 2000-03

HIGHEST AVERAGE GAIN PER RUSH

Game

(Min. 20 rushes) 17.5—Don Polkinghorne, Washington-St. Louis vs. Wash. & Lee, Nov. 23, 1957 (21 for 367)

Season

(Min. 140 rushes) 10.5—Billy Johnson, Widener, 1972 (148 for 1,556)

(Min. 200 rushes) 9.0—Germaine Race, Pittsburg St., 2004 (247 for 2,213)

(Min. 250 rushes) 8.3—Kavin Gailliard, American Int'l, 1999 (320 for 2,653)

Career

(Min. 500 rushes) 8.5—Bill Rhodes, Western St., 1953-56 (506 for 4,294)

(Min. 750 rushes) 7.58—Ian Smart, C.W. Post, 1999-02 (877 for 6,647)

MOST RUSHING TOUCHDOWNS SCORED

Game

8—Junior Wolf, Okla. Panhandle vs. St. Mary (Kan.), Nov. 8, 1958

Season

33—Ian Smart, C.W. Post, 2001 (12 games); Germaine Race, Pittsburg St., 2005 (13 games)

Career

94—Ian Smart, C.W. Post, 1999-02
Also holds per-game record with 2.1 (94 in 45)

MOST RUSHING TOUCHDOWNS SCORED BY A FRESHMAN

Season

25—Danny Woodhead, Chadron St., 2004
Also holds per-game record with 2.5 (25 in 10)

MOST RUSHING TOUCHDOWNS SCORED BY A QUARTERBACK

Season

24—Shawn Graves, Wofford, 1989
Per-game record—2.3, Jeff Bentrin, North Dakota St., 1986 (23 in 10)

Career

72—Shawn Graves, Wofford, 1989-92
Per-game record—1.8, Jeff Bentrin, North Dakota St., 1983-86 (64 in 35)

MOST RUSHING TOUCHDOWNS SCORED BY TWO PLAYERS, SAME TEAM

Season

47—Germaine Race (33) & Andy Majors (14), Pittsburg St., 2005

Per-game record—4.1, Roger Graham (22) & A.J. Livingston (19), New Haven, 1992 (41 in 10)

Career

106—Heath Sherman (55) & Johnny Bailey (51), Tex. A&MKingsville, 1985-88

LONGEST PLAY

99 yards—22 times. Most recent: Isaac Redman, Bowie St. vs. Morgan St., Sept. 10, 2005

Passing

HIGHEST PASSING EFFICIENCY RATING POINTS

Season

(Min. 15 atts. per game) 210.1—Boyd Crawford, Albertson, 1953 (120 attempts, 72 completions, 6 interceptions, 1,462 yards, 21 TD passes)

(Min. 100 comps.) 221.6—Curt Anes, Grand Valley St., 2001 (271 attempts, 189 completions, 3 interceptions, 3,086 yards, 48 TD passes)

(Min. 200 comps.) 196.5—Dusty Bonner, Valdosta St., 2001 (319 attempts, 231 completions, 8 interceptions, 3,214 yards, 43 TD passes)

Career

(Min. 375 comps.) 190.8—Dusty Bonner, Valdosta St., 2000-01 (754 attempts, 548 completions, 14 interceptions, 7,121 yards, 97 TD passes)

(Min. 750 comps.) 153.1—Chris Hatcher, Valdosta St., 1991-94 (1,451 attempts, 1,001 completions, 38 interceptions, 10,878 yards, 116 TD passes)

MOST PASSES ATTEMPTED

Game

76—Jarrod DeGeorgia, Wayne St. (Neb.) vs. Drake, Nov. 9, 1996 (completed 56); Evan Gray, Mo.-Rolla vs. Mo. Western St., Nov. 15, 2003 (completed 47)

Season

559—Andrew Webb, Fort Lewis, 2001 (completed 302)

Also holds per-game record with 50.8 (559 in 11)

Career

1,898—Andrew Webb, Fort Lewis, 2000-03 (completed 1,007)

Per-game record—46.2, Tim Von Dulm, Portland St., 1969-70 (924 in 20)

MOST PASSES COMPLETED

Game

56—Jarrod DeGeorgia, Wayne St. (Neb.) vs. Drake, Nov. 9, 1996 (attempted 76)

Season

384—Chad Frieauf, Colorado Mines, 2004 (attempted 516)

Per-game record—32.4, Lance Funderburk, Valdosta St., 1995 (356 in 11)

Career

1,007—Andrew Webb, Fort Lewis, 2000-03 (attempted 1,898)

Per-game record—25.9, Evan Gray, Mo.-Rolla, 2003-05 (493 in 19)



Missouri-Rolla's Evan Gray finished his career in 2005 by completing a Division II record 25.9 passes per game.

Missouri-Rolla Sports Information

**MOST PASSES COMPLETED BY A FRESHMAN
Game**

41—Neil Lomax, Portland St. vs. Montana St., Nov. 19, 1977 (attempted 59)

**MOST CONSECUTIVE PASSES COMPLETED
Game**

20—Rod Bockwoldt, Weber St. vs. South Dakota St., Nov. 6, 1976; Chris Hatcher, Valdosta St. vs. New Haven, Oct. 8, 1994; Todd Cunningham, Presbyterian vs. Wingate, Oct. 30, 1999

Season

23—Mike Ganey, Allegheny, 1967 (completed last 16 attempts vs. Carnegie Mellon, Oct. 9, and first 7 vs. Oberlin, Oct. 16)

**HIGHEST PERCENTAGE OF PASSES COMPLETED
Game**

(Min. 20 comps.) 90.9%—Rod Bockwoldt, Weber St. vs. South Dakota St., Nov. 6, 1976 (20 of 22)
(Min. 35 comps.) 88.6%—Chris Hatcher, Valdosta St. vs. New Haven, Oct. 8, 1994 (39 of 44)

Season

(Min. 250 atts.) 74.7%—Chris Hatcher, Valdosta St., 1994 (321 of 430)
(Min. 500 atts.) 74.4%—Chad Frieauf, Colorado Mines, 2004 (384 of 516)

Career

(Min. 500 atts.) 72.7%—Dusty Bonner, Valdosta St., 2000-01 (548 of 754)
(Min. 1,000 atts.) 69.0%—Chris Hatcher, Valdosta St., 1991-94 (1,001 of 1,451)

MOST PASSES HAD INTERCEPTED**Game**

9—Henry Schafer, Johns Hopkins vs. Haverford, Oct. 16, 1965; Pat Brennan, Franklin vs. Saginaw Valley, Sept. 24, 1983

Season

32—Joe Stetser, Cal St. Chico, 1967 (attempted 464)

Career

88—Bob McLaughlin, Lock Haven, 1992-95 (attempted 1,719)

**LOWEST PERCENTAGE OF PASSES HAD
INTERCEPTED****Season**

(Min. 200 atts.) 0.4%—James Weir, New Haven, 1993 (1 of 266)
(Min. 300 atts.) 1.0%—Jesse Showerda, New Haven, 1996 (3 of 300)

Career

(Min. 500 atts.) 2.1%—Jeff Fox, Grand Valley St., 1995-98 (22 of 1,031)

**MOST PASSES ATTEMPTED WITHOUT
INTERCEPTION****Game**

73—Josh Aliveto, Concord vs. Fairmont St., Oct. 27, 2001 (35 completions)

Season

113—Jeff Allen, New Hampshire, 1975

**MOST CONSECUTIVE PASSES ATTEMPTED
WITHOUT INTERCEPTION**

280—Jesse Showerda, New Haven, during 10 games from Sept. 7 to Nov. 16, 1996

**MOST YARDS GAINED
Game**

645—Matt Kohn, Indianapolis vs. Michigan Tech, Sept. 20, 2003

Season

4,646—Chad Frieauf, Colorado Mines, 2004
Per-game record—393.4, Grady Benton, West Tex. A&M, 1994 (3,541 in 9)

Career

11,884—Joey Conrad, Glenville St., 2002-05
Per-game record—323.7, Dusty Bonner, Valdosta St., 2000-01 (7,121 in 22)

MOST YARDS GAINED BY A FRESHMAN**Game**

579—Chris Reil, Henderson St. vs. Arkansas Tech, Oct. 28, 2000

Season

3,406—Nathan Emert, Mo. Southern St., 2004

MOST GAMES GAINING 200 YARDS OR MORE**Season**

14—Jimmy Terwilliger, East Stroudsburg, 2005

Career

35—Jimmy Terwilliger, East Stroudsburg, 2003-05

‡Active player.

**MOST CONSECUTIVE GAMES GAINING
200 YARDS OR MORE****Career**

28—Chris Hatcher, Valdosta St., 1992-94 (last 6 in 1992, all 11 in 1993 and 1994)

MOST GAMES GAINING 300 YARDS OR MORE**Season**

10—Brett Salisbury, Wayne St. (Neb.), 1993

Career

22—Jimmy Terwilliger, East Stroudsburg, 2003-05

‡Active player.

**MOST CONSECUTIVE GAMES GAINING
300 YARDS OR MORE****Season**

10—Brett Salisbury, Wayne St. (Neb.), 1993

MOST YARDS GAINED PER ATTEMPT**Season**

(Min. 300 atts.) 11.3—Jayson Merrill, Western St., 1991 (309 for 3,484)

Career

(Min. 500 atts.) 10.6—John Charles, Portland St., 1991-92 (510 for 5,389)
(Min. 700 atts.) 9.4—Justin Coleman, Neb.-Kearney, 1997-00 (1,193 for 11,213)

MOST YARDS GAINED PER COMPLETION**Season**

(Min. 125 comps.) 18.8—J.T. O'Sullivan, UC Davis, 2000 (141 for 2,648)

(Min. 175 comps.) 17.9—Damian Poalucci, East Stroudsburg, 1996 (214 for 3,831)

Career

(Min. 300 comps.) 17.9—Neal Philpot, Pittsburg St., 2001-04 (326 for 5,831)
(Min. 600 comps.) 15.9—Justin Coleman, Neb.-Kearney, 1997-00 (706 for 11,213)

MOST TOUCHDOWN PASSES**Quarter**

5—Kevin Russell, California (Pa.) vs. Frostburg St., Nov. 5, 1983 (2nd quarter); Dusty Bonner, Valdosta St. vs. Ouachita Baptist, Nov. 4, 2000 (2nd quarter)

Game

10—Bruce Swanson, North Park vs. North Central (Ill.), Oct. 12, 1968

Season

54—Dusty Bonner, Valdosta St., 2000
Also holds per-game record with 4.9 (54 in 11)

Career

121—Marc Eddy, Bentley, 2001-04
Per-game record—3.1, Evan Gray, Mo.-Rolla, 2003-05 (59 in 19)

MOST TOUCHDOWN PASSES BY A FRESHMAN**Game**

6—Earl Harvey, N.C. Central vs. Johnson C. Smith, Nov. 9, 1985; Todd Cunningham, Presbyterian vs. Newberry, Nov. 14, 1998; Chris Reil, Henderson St. vs. Arkansas Tech, Oct. 28, 2000; Tom Guy, American Int'l vs. Bryant, Nov. 4, 2000 (includes

overtime); Marc Eddy, Bentley vs. American Int'l, Sept. 21, 2001

Season

36—Tobi Korrodi, Northern St., 2003

**HIGHEST PERCENTAGE OF PASSES
FOR TOUCHDOWNS****Season**

(Min. 150 atts.) 17.7%—Curt Anes, Grand Valley St., 2001 (48 of 271)

(Min. 300 atts.) 12.4%—Dusty Bonner, Valdosta St., 2000 (54 of 435)

Career

(Min. 500 atts.) 12.2%—Al Niemela, West Chester, 1985-88 (73 of 600)

**MOST CONSECUTIVE GAMES THROWING
A TOUCHDOWN PASS****Career**

37—Jimmy Terwilliger, East Stroudsburg, 2003-05 (all 11 in 2003, all 12 in 2004, all 14 in 2005)

‡Active player.

**MOST GAMES WITH THREE OR MORE
TOUCHDOWN PASSES****Season**

10—Curt Anes, Grand Valley St., 2002

Career

23—Jimmy Terwilliger, East Stroudsburg, 2003-05

‡Active player.

**MOST GAMES WITH FIVE OR MORE
TOUCHDOWN PASSES****Season**

7—Curt Anes, Grand Valley St., 2002

Career

12—Curt Anes, Grand Valley St., 1999-02

**MOST GAMES THROWING A TOUCHDOWN
PASS****Career**

41—John Craven, Gardner-Webb, 1991-94 (played in 43)

LONGEST COMPLETION

99 yards—25 times. Most recent: Len Ferguson to Jesse Correll, Shepherd vs. Fairmont St., Sept. 25, 2004

Receiving**MOST PASSES CAUGHT****Game**

23—Barry Wagner, Alabama A&M vs. Clark Atlanta, Nov. 4, 1989 (370 yards); Chris George, Glenville St. vs. West Va. Wesleyan, Oct. 15, 1994 (303 yards)

Season

119—Brad Bailey, West Tex. A&M, 1994 (1,552 yards)

Per-game record—11.7, Chris George, Glenville St., 1993 (117 in 10)

Career

323—Clarence Coleman, Ferris St., 1998-01 (4,983 yards)
Per-game record—11.5, Chris George, Glenville St., 1993-94 (230 in 20)

**MOST CONSECUTIVE GAMES CATCHING
A PASS****Career**

44—Mitch Allner, Morningside, 1996-99 (all 44 played)

MOST PASSES CAUGHT BY A TIGHT END**Game**

15—Eight times. Most recent: Kory Wright, Concord vs. Fairmont St., Oct. 27, 2001 (193 yards)

Season

87—Kory Wright, Concord, 2001 (1,007 yards)

Career

199—Barry Naone, Portland St., 1985-88 (2,237 yards)

MOST PASSES CAUGHT BY A RUNNING BACK**Season**

94—Billy Joe Masters, Evansville, 1987 (960 yards)
Also holds per-game record with 9.4 (94 in 10)

Career

200—Mark Steinmeyer, Kutztown, 1988-91 (2,118 yards)

Per-game record—5.4, Mark Marana, Northern Mich., 1979-80 (107 in 20)



Glenville State quarterback Joey Conrad threw for a Division II record 11,884 yards in his career from 2002 through 2005.

MOST PASSES CAUGHT BY A FRESHMAN**Season**

94—Jarett Vito, Emporia St., 1995 (932 yards)

MOST PASSES CAUGHT BY TWO PLAYERS, SAME TEAM**Season**

179—Justin Gallas (95) & Jonny Chan (84), Colorado Mines, 2004 (2,728 yards)

Career

399—Jon Spinosa (218) & Bryan McGinty (181), Lock Haven, 1993-95 (4,615 yards)

MOST PASSES CAUGHT BY THREE PLAYERS, SAME TEAM**Season**

257—Justin Gallas (95), Jonny Chan (84) & Bryan Florendo (78), Colorado Mines, 2004 (3,370 yards)

MOST YARDS GAINED**Game**

401—Kevin Ingram, West Chester, vs. Clarion, Oct. 31, 1998 (caught 13)

Season

1,876—Chris George, Glenville St., 1993 (caught 117)

Also holds per-game record with 187.6 (1,876 in 10)

Career

4,983—Clarence Coleman, Ferris St., 1998-01 (caught 323)

Per-game record—160.8, Chris George, Glenville St., 1993-94 (3,215 in 20)

MOST YARDS GAINED BY A TIGHT END**Game**

290—Bob Tucker, Bloomsburg vs. Susquehanna, Oct. 7, 1967 (caught 15)

Season

1,325—Bob Tucker, Bloomsburg, 1967 (caught 77)

Career

2,494—Dan Anderson, Northwest Mo. St., 1982-85 (caught 186)

MOST YARDS GAINED BY A RUNNING BACK**Game**

209—Don Lenhard, Bucknell vs. Delaware, Nov. 19, 1966 (caught 11)

Season

1,202—Larry Bales, Emory & Henry, 1968 (caught 62)

Also holds per-game record with 120.2 (1,202 in 10)

Career

2,118—Mark Steinmeyer, Kutztown, 1988-91 (caught 200)

MOST YARDS GAINED BY A FRESHMAN**Season**

1,313—Dallas Mall, Bentley, 2001 (caught 69)

MOST YARDS GAINED BY TWO PLAYERS, SAME TEAM**Career**

6,528—Robert Clark (4,231) & Robert Green (2,297), N.C. Central, 1983-86 (caught 363)

HIGHEST AVERAGE GAIN PER RECEPTION**Season**

(Min. 30 repts.) 32.5—Tyrone Johnson, Western St., 1991 (32 for 1,039)



Missouri Southern State receiver Rod Smith averaged 24 yards per catch in 1991, a Division II record for players who have had 55 or more receptions in a season.

(Min. 40 repts.) 27.6—Chris Harkness, Ashland, 1987 (41 for 1,131)

(Min. 55 repts.) 24.0—Rod Smith, Mo. Southern St., 1991 (60 for 1,439)

Career

(Min. 135 repts.) 23.2—Romar Crenshaw, Southeastern Okla., 2000-03 (135 for 3,133)

(Min. 180 repts.) 20.1—Robert Clark, N.C. Central, 1983-86 (210 for 4,231)

HIGHEST AVERAGE GAIN PER RECEPTION BY A RUNNING BACK**Season**

(Min. 40 repts.) 19.4—Larry Bales, Emory & Henry, 1968 (62 for 1,202)

Career

(Min. 80 repts.) 18.1—John Smith, Boise St., 1972-75 (89 for 1,608)

MOST TOUCHDOWN PASSES CAUGHT**Quarter**

4—Chris Perry, Adams St. vs. Mesa St., Nov. 4, 1995 (2nd quarter)

Game

8—Paul Zaeske, North Park vs. North Central (Ill.), Oct. 12, 1968 (caught 11)

Season

35—David Kircus, Grand Valley St., 2002 (caught 77)
Also holds per-game record with 2.8 in 2001 (28 in 10)

Career

78—Dallas Mall, Bentley, 2001-04 (caught 283)
Also holds per-game record with 1.8 (78 in 44)

MOST TOUCHDOWN PASSES CAUGHT BY A TIGHT END**Game**

5—Alex Preuss, Grand Valley St. vs. Winona St., Sept. 17, 1988; Mike Palomino, Portland St. vs. Cal Poly, Nov. 16, 1991

Season

15—Devon Stewart, Ark.-Monticello, 2003

MOST TOUCHDOWN PASSES CAUGHT BY A RUNNING BACK**Season**

12—Larry Bales, Emory & Henry, 1968

Career

24—John Smith, Boise St., 1972-75

MOST TOUCHDOWN PASSES CAUGHT BY A FRESHMAN**Season**

24—Dallas Mall, Bentley, 2001 (caught 69)

HIGHEST PERCENTAGE OF PASSES CAUGHT FOR TOUCHDOWNS**Season**

(Min. 10 TDs) 68.8%—Jim Callahan, Temple, 1966 (11 of 16)

Career

(Min. 20 TDs) 34.2%—David Kircus, Grand Valley St., 1999-02 (76 of 222)

MOST CONSECUTIVE PASSES CAUGHT FOR TOUCHDOWNS**Game**

5—Jim Callahan, Temple vs. Bucknell, Oct. 8, 1966

Season

10—Jim Callahan, Temple, 1966 (first 5 games of career)

MOST CONSECUTIVE GAMES CATCHING A TOUCHDOWN PASS**Career**

24—David Kircus, Grand Valley St., Aug. 30, 2001 to Dec. 14, 2002

MOST GAMES CATCHING A TOUCHDOWN PASS**Career**

33—Chris Samp, Winona St., 2001-04 (played in 49)

LONGEST RECEPTION

99 yards—25 times. Most recent: Jesse Correll from Len Ferguson, Shepherd vs. Fairmont St., Sept. 25, 2004

Punting**MOST PUNTS****Game**

32—Jan Jones, Sam Houston St. vs. Tex. A&M-Commerce, Nov. 2, 1946 (1,203 yards)

Season

98—John Tassi, Lincoln (Mo.), 1981 (3,163 yards)

Career

328—Dan Brown, Nicholls St., 1976-79 (12,883 yards)

HIGHEST AVERAGE PER PUNT**Game**

(Min. 5 punts) 57.5—Tim Baer, Colorado Mines vs. Fort Lewis, Oct. 25, 1986 (8 for 460)

Season

(Min. 20 punts) 49.1—Steve Ecker, Shippensburg, 1965 (32 for 1,570)

(Min. 40 punts) 48.0—Jeff Williams, Adams St., 2004 (71 for 3,405)

Career

(Min. 100 punts) 44.3—Jason Van Dyke, Adams St., 1995-98 (242 for 10,720)

LONGEST PUNT

97 yards—Earl Hurst, Emporia St. vs. Central Mo. St., Oct. 3, 1964

Interceptions**(From 1970)****MOST PASSES INTERCEPTED****Quarter**

3—Mike McDonald, La.-Lafayette vs. Lamar, Oct. 24, 1970 (4th; 25 yards); Anthony Devine, Millersville vs. Cheyney, Oct. 13, 1990 (3rd; 90 yards); Nate Neuhaus, Neb.-Kearney vs. Wayne St. (Neb.), Oct. 25, 1997 (3rd)

Half

4—Nate Neuhaus, Neb.-Kearney vs. Wayne St. (Neb.), Oct. 25, 1997 (2nd)

Game

5—Five times. Most recent: Gary Evans, Truman vs. Mo.-Rolla, Oct. 18, 1975

Season

14—Six times. Most recent: Pierre Thomas, Mo. Western St., 2003 (362 yards); Luther Howard, Delaware St., 1972 (99 yards); Eugene Hunter, Fort Valley St., 1972 (211 yards)

Per-game record—1.6, Tom Rezzuti, Northeastern, 1971 (14 in 9); Eugene Hunter, Fort Valley St., 1972 (14 in 9); Luther Howard, Delaware St., 1972 (14 in 9)

Career

37—Tom Collins, Indianapolis, 1982-85 (390 yards)

MOST CONSECUTIVE GAMES INTERCEPTING A PASS**Career**

8—Darin Nix, Mo.-Rolla, 1993-94

MOST YARDS ON INTERCEPTION RETURNS**Game**

191—Demons Bryan, Saginaw Valley vs. Ferris St., Sept. 15, 2001 (2 interceptions)

Season

362—Pierre Thomas, Mo. Western St., 2003 (14 interceptions)

Career

528—Pierre Thomas, Mo. Western St., 2000-03 (23 interceptions)

HIGHEST AVERAGE GAIN PER INTERCEPTION**Season**

(Min. 6 ints.) 44.7—Ray Cannon, Bowie St., 1997 (6 for 268)

Career

(Min. 10 ints.) 37.4—Greg Anderson, Montana, 1974-76 (11 for 411)

(Min. 15 ints.) 29.6—Anthony Leonard, Virginia Union, 1973-76 (17 for 504)

MOST TOUCHDOWNS SCORED ON INTERCEPTIONS**Season**

4—Clay Blalack, Tenn.-Martin, 1976 (8 interceptions)

LONGEST INTERCEPTION RETURN

100 yards—15 times. Most recent: Ian Whittington, West Liberty St. vs. Concord, Sept. 17, 2005; Mike DeBye, Stonehill vs. Assumption, Sept. 4, 2005

Punt Returns

(From 1970)

MOST PUNT RETURNS

Game

12—David Nelson, Ferris St. vs. Northern Mich., Oct. 2, 1993 (240 yards)

Season

61—Armin Anderson, UC Davis, 1984 (516 yards)

Career

153—Armin Anderson, UC Davis, 1983-85 (1,207 yards)

MOST YARDS ON PUNT RETURNS

Game

265—Billy Johnson, Widener vs. St. John's (N.Y.), Sept. 23, 1972 (4 returns)

Season

670—Travis Lueck, North Dakota, 2003 (41 returns)

Career

1,494—Clarence Coleman, Ferris St., 1998-01 (103 returns); Jamaica Rector, Northwest Mo. St., 2001-04 (112 returns)

HIGHEST AVERAGE GAIN PER RETURN

Game

(Min. 4 rets.) 66.3—Billy Johnson, Widener vs. St. John's (N.Y.), Sept. 23, 1972 (4 for 265)

Season

(Min. 1.2 rets. per game) 34.1—Billy Johnson, Widener, 1972 (15 for 511)

Career

(Min. 1.2 rets. per game) 26.2—Billy Johnson, Widener, 1971-72 (29 for 759)

MOST OPPONENT'S PUNTS BLOCKED

Season

6—Tim Bowie, Northern Colo., 1995

MOST TOUCHDOWNS SCORED ON PUNT RETURNS

Game

3—Bobby Ahu, Hawaii vs. Linfield, Nov. 15, 1969; Billy Johnson, Widener vs. St. John's (N.Y.), Sept. 23, 1972; Virgil Seay, Troy vs. West Ala., Sept. 29, 1979

Season

5—James Rooths, Shepherd, 1998

Career

10—James Rooths, Shepherd, 1997-00 (59 returns, 1,223 yards)

LONGEST PUNT RETURN

100 yards—Randy Ladson, Fayetteville St. vs. St. Paul's, Sept. 19, 1987

Kickoff Returns

(From 1970)

MOST KICKOFF RETURNS

Game

12—Johnny Cox, Fort Lewis vs. Mesa St., Nov. 3, 1990

Season

48—Matt Kacanda, East Stroudsburg, 1999 (1,210 yards)

Career

116—Johnny Cox, Fort Lewis, 1990-93 (2,476 yards)

MOST YARDS ON KICKOFF RETURNS

Game

276—Tom Dufresne, Hamline vs. Minn. Duluth, Sept. 30, 1972 (7 returns); Matt Pericolosi, Central Conn. St. vs. Hofstra, Sept. 14, 1991 (6 returns)

Season

1,234—Justin Gallas, Colorado Mines, 2005 (40 returns)

Career

2,630—Dave Ludy, Winona St., 1991-94 (89 returns)

HIGHEST AVERAGE GAIN PER RETURN

Game

(Min. 3 rets.) 71.7—Clarence Martin, Cal Poly vs. Cal Poly Pomona, Nov. 20, 1982 (3 for 215)

Season

(Min. 1.2 rets. per game) 41.6—Andrew Jackson, Merrimack, 2005 (17 for 707)

Career

(Min. 1.2 rets. per game) 34.0—Glen Printers, Colorado St.-Pueblo, 1973-74 (25 for 851)

MOST TOUCHDOWNS SCORED ON KICKOFF RETURNS

Game

2—Six times. Most recent: Jordan Babineaux, Southern Ark. vs. Delta St., Oct. 18, 2003

Season

4—Andrew Jackson, Merrimack, 2005 (17 returns)

Career

8—Dave Ludy, Winona St., 1991-94

LONGEST KICKOFF RETURN

100 yards—Many times. Most recent: Richard Siders, Benedict vs. Lane, Nov. 5, 2005; Marques McCray, Wayne St. (Neb.) vs. Concordia-St. Paul, Oct. 22, 2005; Richard Siders, Benedict vs. Tuskegee, Sept. 17, 2005

Total Kick Returns

(Combined Punt and Kickoff Returns)

MOST KICK RETURNS

Season

74—Anthony Merritt, North Ala., 2005 (51 punts, 23 kickoffs, 1,141 yards)

MOST KICK-RETURN YARDS

Career

3,296—Damon Thompson, Virginia St., 1997-00 (1,153 on punt returns, 2,143 on kickoff returns, 202 returns)

MOST KICK-RETURN TOUCHDOWNS

Career

10—Anthony Leonard, Virginia Union, 1973-76 (6 punt returns, 4 kickoff returns); James Rooths, Shepherd, 1997-00 (all punt returns); Kevin Nickerson, Central Mo. St., 1998-01 (8 punt returns, 2 kickoff returns)

MOST CONSECUTIVE TOUCHDOWNS ON KICK RETURNS

Game

3—Bootsie Washington, Shepherd vs. West Va. Tech, Oct. 18, 1997 (89-yard kickoff return, 60-yard punt return, 59-yard punt return)

All Runbacks

(Combined Interceptions, Punt Returns and Kickoff Returns)

MOST TOUCHDOWNS

Season

6—Anthony Leonard, Virginia Union, 1974 (2 interceptions, 2 punt returns, 2 kickoff returns); Terry Guess, Gardner-Webb, 1994 (3 punt returns, 3 kickoff returns); Bootsie Washington, Shepherd, 1997 (1 interception, 4 punt returns, 1 kickoff return)

Career

13—Anthony Leonard, Virginia Union, 1973-76 (3 interceptions, 6 punt returns, 4 kickoff returns); James Rooths, Shepherd, 1997-00 (10 punt returns, 2 interception returns, 1 blocked field goal return)

LONGEST RETURN OF A MISSED FIELD GOAL

100—Kalvin Simmons, Clark Atlanta vs. Morris Brown, Sept. 5, 1987 (actually from 6 yards in end zone); Josh Pierce, Newberry vs. Wingate, Oct. 14, 2000 (actually from 5 yards in end zone)

Kicks Blocked

MOST TOTAL KICKS BLOCKED BY

Season

9—Clinton Washington, West Ala., 1997

Career

22—Clinton Washington, West Ala., 1996-99

All-Purpose Yards

(Yardage Gained From Rushing, Receiving and All Runbacks)

MOST PLAYS

Season

415—Steve Roberts, Butler, 1989 (325 rushes, 49 receptions, 21 punt returns, 20 kickoff returns; 2,669 yards)

Career

1,215—Josh Ranek, South Dakota St., \$1997-01 (1,131 rushes, 72 receptions, 12 kickoff returns; 7,946 yards)

\$See Page 10 for explanation.

MOST YARDS GAINED

Game

525—Andre Johnson, Ferris St. vs. Clarion, Sept. 16, 1989 (19 rushing, 235 receiving, 10 punt returns, 261 kickoff returns; 17 plays)

Season

3,064—Kavin Gailliard, American Int'l, 1999 (2,653 rushing, 289 receiving, 122 kickoff returns)

Per-game record—266.9, Steve Roberts, Butler, 1989 (2,669 in 10)

Career

9,301—Brian Shay, Emporia St., 1995-98 (6,958 rushing, 1,032 receiving, 104 punt returns, 1,207 kickoff returns)

Per-game record—234.0, Chris George, Glenville St., 1993-94 (4,679 in 20)

MOST YARDS GAINED BY A FRESHMAN

Season

2,425—Johnny Bailey, Tex. A&M-Kingsville, 1986 (2,011 rushing, 54 receiving, 20 punt returns, 340 kickoff returns; 296 plays)

Also holds per-game record with 220.5 (2,425 in 11)

MOST YARDS GAINED BY TWO PLAYERS, SAME TEAM

Season

4,112—Brian Shay (2,738) & Chet Pabolish (1,374), Emporia St., 1996

Also hold per-game record with 373.8 (4,112 in 11)

HIGHEST AVERAGE GAIN PER PLAY

Game

(Min. 15 plays) 30.9—Andre Johnson, Ferris St. vs. Clarion, Sept. 16, 1989 (17 for 525)

Season

(Min. 150 plays, 1,500 yards) 12.9—Billy Johnson, Widener, 1972 (175 for 2,265)

Career

(Min. 300 plays, 4,000 yards) 15.2—Chris George, Glenville St., 1993-94 (307 for 4,679)

Scoring

MOST POINTS SCORED

Game

48—Junior Wolf, Okla. Panhandle vs. St. Mary (Kan.), Nov. 8, 1958 (8 TDs); Paul Zaeske, North Park vs. North Central (Ill.), Oct. 12, 1968 (8 TDs)

Season

212—David Kircus, Grand Valley St., 2002 (35 TDs, 2 PATs)

Per-game record—21.0, Carl Herakovich, Rose-Hulman, 1958 (168 in 8)

Career

570—Ian Smart, C.W. Post, 1999-02 (95 TDs)

Per-game record—13.5, Antoine Bagwell, California (Pa.), 2004-05 (270 in 20)

MOST POINTS SCORED BY A FRESHMAN

Season

144—Shawn Graves, Wofford, 1989 (24 TDs); Dallas Mall, Bentley, 2001 (24 TDs)

Graves holds per-game record with 13.1 (144 in 11)

MOST POINTS SCORED BY A QUARTERBACK

Season

144—Shawn Graves, Wofford, 1989 (24 TDs)

Per-game record—13.8, Jeff Bentrim, North Dakota St., 1986 (138 in 10)

Career

438—Shawn Graves, Wofford, 1989-92

Per-game record—11.0, Jeff Bentrim, North Dakota St., 1983-86 (386 in 35)

MOST POINTS SCORED BY TWO PLAYERS, SAME TEAM

Season

356—David Kircus (212) & Reginald Spearmon (144), Grand Valley St., 2002

Career

752—David Kircus (464) & Reginald Spearmon (288), Grand Valley St., 1999-02

MOST TOUCHDOWNS SCORED**Game**

8—Junior Wolf, Okla. Panhandle vs. St. Mary (Kan.), Nov. 8, 1958 (all by rushing); Paul Zaeske, North Park vs. North Central (Ill.), Oct. 12, 1968 (all on pass receptions)

Season

35—David Kircus, Grand Valley St., 2002
Per-game record—3.1, Carl Herakovich, Rose-Hulman, 1958 (25 in 8)

Career

95—Ian Smart, C.W. Post, 1999-02
Per-game record—2.2, Ole Gunderson, St. Olaf, 1969-71 (60 in 27)

MOST TOUCHDOWNS SCORED BY A FRESHMAN**Season**

24—Shawn Graves, Wofford, 1989; Dallas Mall, Bentley, 2001
Graves holds per-game record with 2.2 (24 in 11)

MOST TOUCHDOWNS SCORED BY A QUARTERBACK**Season**

24—Shawn Graves, Wofford, 1989
Per-game record—2.3, Jeff Bentrin, North Dakota St., 1986 (23 in 10)

Career

72—Shawn Graves, Wofford, 1989-92
Per-game record—1.8, Jeff Bentrin, North Dakota St., 1983-86 (64 in 35)

MOST TOUCHDOWNS SCORED BY TWO PLAYERS, SAME TEAM**Season**

59—David Kircus (35) & Reginald Spearmon (24), Grand Valley St., 2002

Career

125—David Kircus (77) & Reginald Spearmon (48), Grand Valley St., 1999-02

MOST CONSECUTIVE GAMES SCORING A TOUCHDOWN**Career**

24—David Kircus, Grand Valley St., 1999-02

MOST EXTRA POINTS MADE BY KICKING**Game**

14—Matt Johnson, Connecticut vs. Newport Naval Training, Oct. 22, 1949 (attempted 17); Art Anderson, North Park vs. North Central (Ill.), Oct. 12, 1968 (attempted 15)

Season

109—Nathan Alleman, Pittsburg St., 2004 (attempted 112)

Career

244—Nathan Alleman, Pittsburg St., 2003-05 (attempted 256)

MOST EXTRA POINTS ATTEMPTED BY KICKING**Game**

17—Matt Johnson, Connecticut vs. Newport Naval Training, Oct. 22, 1949 (made 14)

Season

112—Nathan Alleman, Pittsburg St., 2004 (made 109)

Career

256—Nathan Alleman, Pittsburg St., 2003-05 (made 244)

HIGHEST PERCENTAGE OF EXTRA POINTS MADE BY KICKING**Season**

(*Best perfect season*) 100.0%—David Purnell, Northwest Mo. St., 1999 (56 of 56)

Career

(*Min. 90 atts.*) 98.9%—Mark DeMoss, Liberty, 1980-83 (92 of 93)
(*Min. 150 atts.*) 97.8%—Aaron Pederson, North Dakota St., 1998-01 (178 of 182)

MOST CONSECUTIVE EXTRA POINTS MADE BY KICKING**Season**

57—Travis Johnston, North Ala., 2003 (missed first PAT of season, finished 57 of 58)

Career

117—Aaron Pederson, North Dakota St. (from Nov. 14, 1998, to Sept. 22, 2001)

MOST POINTS SCORED BY KICKING**Game**

20—Clarence Joseph, Central St. vs. Kentucky St., Oct. 16, 1982 (5 FGs, 5 PATs)

Season

138—Jeff Glas, North Dakota, 2005 (30 FGs, 48 PATs)
Also holds per-game record with 10.6 (138 in 13)

Career

420—Jeff Glas, North Dakota, 2002-05 (82 FGs, 174 PATs)
Per-game record (min. 145 pts.)—8.3, Dave Austinson, Truman, 1981-82 (149 in 18)
Per-game record (min. 200 pts.)—8.1, Jeff Glas, North Dakota, 2002-05 (420 in 52)

Defensive Extra Points**MOST DEFENSIVE EXTRA POINTS SCORED****Game**

2—Dontavious Clark, Tusculum vs. Concord, Aug. 28, 2004 (two blocked PAT attempts)

Season

3—Dontavious Clark, Tusculum, 2004 (three blocked PAT attempts)

LONGEST DEFENSIVE EXTRA POINT BLOCKED-KICK RETURN

99—Robert Fair (DB), Carson-Newman vs. Mars Hill, Oct. 15, 1994 (scored)

LONGEST DEFENSIVE EXTRA POINT FUMBLE RETURN

90—Kyle Hinshaw (LB), Elon vs. Catawba, Oct. 25, 1997

LONGEST DEFENSIVE EXTRA POINT INTERCEPTION RETURN

100—Morice Mabry (DB), UC Davis vs. St. Mary's (Cal.), Sept. 28, 1991; Brian Muldrow (CB), St. Francis (Ill.) vs. Northwood, Oct. 8, 1994; Jonathan Mitchell (DB), Central Ark. vs. Delta St., Sept. 27, 1997; Deniel Anglin, Fairmont St. vs. Concord, Nov. 4, 2000; Courtney Williams, Southwestern Okla. vs. Panhandle St., Oct. 20, 2001

FIRST DEFENSIVE EXTRA POINT SCORED

Herman Rice (DB), Springfield vs. WPI, Sept. 9, 1988 (80-yard blocked kick return)

Defensive Records**(Since 2000)****TOTAL TACKLES****Game**

30—Shaun Maloney, Minn.-Morris vs. Minn. St. Moorhead, Oct. 27, 2001

Season

169—B.J. Russell, Mesa St., 2004
Per-game record—15.9, Allen Minus, Lincoln (Mo.), 2004 (159 in 10)

Career

517—Deric Sieck, Winona St., 2000-03
Per-game record—13.95, Jason Ocean, Livingstone, 2000-03 (516 in 37)

SOLO TACKLES**Game**

19—Eric Portley, Fayetteville St. vs. N.C. Central, Oct. 8, 2005

Season

95—Digger Anderson, North Dakota, 2003
Per-game record—8.5, Dan Holland, Mansfield, 2002 (85 in 10)

Career

275—Deric Sieck, Winona St., 2000-03
Per-game record—5.85, Josh Mott, Hillsdale, 2001-04 (228 in 39)

ASSISTED TACKLES**Game**

20—Alan Slaughter, Tusculum vs. Lenoir-Rhyne, Sept. 30, 2000

Season

105—Brian Holliday, Fayetteville St., 2002
Per-game record—10.1, Jason Ocean, Livingstone, 2001 (91 in 9)

Career

323—Jason Ocean, Livingstone, 2000-03
Also holds per-game record with 8.73 (323 in 37)

TACKLES FOR LOSS**Game**

9.0—Ron Ellington, Catawba vs. Mars Hill, Oct. 1, 2005; Darryl Wilson, Concord vs. West Virginia St., Oct. 8, 2005

Season

37—Charlie Cook, C.W. Post, 2001
Also holds per-game record with 3.1 (37 in 12)

Career

74—Jason Ocean, Livingstone, 2000-03
Per-game record—2.58, Charlie Cook, C.W. Post, 2000-01 (49.0 in 19)

PASS SACKS**Game**

7.0—Ron Ellington, Catawba vs. Mars Hill, Oct. 1, 2005

Season

20.5—Charlie Cook, C.W. Post, 2001
Per-game record—1.8, Damien Gilyard, C.W. Post, 2004 (19.5 in 11)

Career

29.0—Joe Peters, Concordia-St. Paul, 2001-03; Walter Curry, Albany St. (Ga.), 2001-04; Russ Rabe, Minn. Duluth, 2001-04
Per-game record—1.42, Charlie Cook, C.W. Post, 2000-01 (27.0 in 19)

PASSES DEFENDED**Game**

7—Rob Keefe, Mercyhurst vs. Indianapolis, Oct. 25, 2003; Taiwan Russell, Tiffin vs. Alma, Sept. 25, 2004

Season

32—Anthony Cooks, Fairmont St., 2001
Also holds per-game record with 3.6 (32 in 9)

Career

58—†Fletcher Terrell, Washburn, 2003-05
Per-game record—1.85, Ricardo Colclough, Tusculum, 2002-03 (37 in 22)

†Active player.

FORCED FUMBLES**Game**

4—Rob White, Western Wash. vs. Fort Lewis, Sept. 14, 2002

Season

8—Jared Ziemke, Minn. St. Mankato, 2003
Also holds per-game record with 0.73 (8 in 11)

Career

13—Jared Ziemke, Minn. St. Mankato, 1999-03
Also holds per-game record with 0.29 (13 in 45)

\$See Page 10 for explanation.

Fumble Returns**LONGEST FUMBLE RETURN**

100—Sam Durst, Gardner-Webb vs. West Virginia St., Sept. 19, 1998

Field Goals**MOST FIELD GOALS MADE****Game**

6—Steve Huff, Central Mo. St. vs. Southeast Mo. St., Nov. 2, 1985 (37, 45, 37, 24, 32, 27 yards; 6 attempts); Austin Wellock, Ashland vs. Wayne St. (Mich.), Oct. 5, 2002 (28, 35, 32, 37, 31, 23 yards)

Season

30—Jeff Glas, North Dakota, 2005 (36 attempts)
Also holds per-game record with 2.3 (30 in 13)

Career

82—Jeff Glas, North Dakota, 2002-05 (122 attempts)
Also holds per-game record with 1.6 (82 in 52)

MOST CONSECUTIVE FIELD GOALS MADE**Career**

17—Greg Payne, Catawba (from Oct. 5, 1996, to Sept. 20, 1997; ended with missed FG vs. Charleston So., Sept. 27, 1997); Travis Snyder, Western St., 2003

MOST FIELD GOALS ATTEMPTED**Game**

7—Jim Turcotte, Mississippi Col. vs. Troy, Oct. 3, 1981 (made 2)

Season

36—Jeff Glas, North Dakota, 2005 (made 30)
Per-game record—3.3, Skipper Butler, Texas-Arlington, 1968 (33 in 10)

Career

122—Jeff Glas, North Dakota, 2002-05 (made 82)
Per-game record—2.7, Jaime Nunez, Weber St., 1969-71 (83 in 31)

HIGHEST PERCENTAGE OF FIELD GOALS MADE**Season**

(Min. 15 atts.) 89.5%—Milan Smado, Southeastern Okla., 1999 (17 of 19)

(Min. 20 atts.) 95.7%—Will Rhody, Valdosta St., 2004 (22 of 23)

Career

(Min. 35 made) 80.0%—Bill May, Clarion, 1977-80 (48 of 60)

LONGEST FIELD GOAL

67 yards—Tom Odle, Fort Hays St. vs. Washburn, Nov. 5, 1988

Team Records

SINGLE GAME—Offense

Total Offense

MOST YARDS GAINED

910—Hanover vs. Franklin, Oct. 30, 1948 (426 rushing, 484 passing; 75 plays)

MOST YARDS GAINED, BOTH TEAMS

1,353—East Stroudsburg (712) & Southern Conn. St. (641), Nov. 12, 2005

MOST PLAYS

117—Tex. A&M-Kingsville vs. Angelo St., Oct. 30, 1982 (96 rushes, 21 passes; 546 yards)

HIGHEST AVERAGE GAIN PER PLAY

12.1—Hanover vs. Franklin, Oct. 30, 1948 (75 for 910)

MOST TOUCHDOWNS SCORED BY RUSHING AND PASSING

15—North Park vs. North Central (Ill.), Oct. 12, 1968 (4 by rushing, 11 by passing)

MOST TOUCHDOWNS SCORED BY RUSHING AND PASSING, BOTH TEAMS

20—North Park (15) & North Central (Ill.) (5), Oct. 12, 1968

MOST YARDS GAINED BY A LOSING TEAM

749—Fort Lewis vs. Mesa St., Nov. 16, 2002 (lost 58-55)

Rushing

MOST YARDS GAINED

719—Coe vs. Beloit, Oct. 16, 1971 (73 rushes)

MOST RUSHES

97—Hobart vs. Union (N.Y.), Oct. 23, 1971 (444 yards)

HIGHEST AVERAGE GAIN PER RUSH (Min. 50 Rushes)

11.2—Wofford vs. Charleston So., Nov. 12, 1994 (53 for 595)

MOST TOUCHDOWNS SCORED BY RUSHING

12—Coe vs. Beloit, Oct. 16, 1971

MOST PLAYERS, ONE TEAM, EACH GAINING 100 YARDS OR MORE

5—South Dakota vs. St. Cloud St., Nov. 1, 1986 (James Hambrick 125, Darryl Colvin 123, Tony Higgins 118, Dave Elle 109, Joe Longueville [QB] 106; team gained 581)

Passing

MOST PASSES ATTEMPTED

85—West Tex. A&M vs. Eastern N.M., Nov. 5, 1994 (completed 47)

MOST PASSES ATTEMPTED, BOTH TEAMS

131—Presbyterian (70) & Tusculum (61), Nov. 3, 2001 (completed 82)

MOST PASSES COMPLETED

56—Wayne St. (Neb.) vs. Drake, Nov. 9, 1996 (attempted 76)

MOST PASSES COMPLETED, BOTH TEAMS

82—Presbyterian (50) & Tusculum (32), Nov. 3, 2001 (attempted 131)

MOST PASSES HAD INTERCEPTED

11—Rhode Island vs. Brown, Oct. 8, 1949; Hamline vs. Concordia-M'head, Nov. 5, 1955

MOST PASSES ATTEMPTED WITHOUT INTERCEPTION

73—Concord vs. Fairmont St., Oct. 27, 2001 (completed 35)

HIGHEST PERCENTAGE OF PASSES COMPLETED (Min. 20 Attempts)

90.9%—Northwestern St. vs. La-Lafayette, Nov. 12, 1966 (20 of 22)

MOST YARDS GAINED

678—Portland St. vs. Mont. St.-Billings, Nov. 20, 1976

MOST YARDS GAINED, BOTH TEAMS

1,065—Western N.M. (614) & West Tex. A&M (451), Oct. 8, 1994

MOST TOUCHDOWN PASSES

11—North Park vs. North Central (Ill.), Oct. 12, 1968

MOST TOUCHDOWN PASSES, BOTH TEAMS

14—North Park (11) & North Central (Ill.) (3), Oct. 12, 1968

Punting

MOST PUNTS

32—Sam Houston St. vs. Tex. A&M-Commerce, Nov. 2, 1946 (1,203 yards)

MOST PUNTS, BOTH TEAMS

63—Sam Houston St. (32) & Tex. A&M-Commerce (31), Nov. 2, 1946

MOST YARDS ON PUNTS

1,203—Sam Houston St. vs. Tex. A&M-Commerce, Nov. 2, 1946 (32 punts)

HIGHEST AVERAGE PER PUNT (Min. 5 Punts)

57.5—Colorado Mines vs. Fort Lewis, Oct. 21, 1989 (8 for 460)

Punt Returns

MOST PUNT RETURNS

9—Central Okla. vs. Cal St. Northridge, Sept., 22, 1990 (77 yards)

(Note: Southwest Minn. St. had 11 returns vs. Sioux Falls [S.D.], Sept. 20, 1969, before becoming an NCAA member)

MOST YARDS ON PUNT RETURNS

265—Widener vs. St. John's (N.Y.), Sept. 23, 1972 (4 returns)

HIGHEST AVERAGE GAIN PER RETURN (Min. 3 Returns)

66.3—Widener vs. St. John's (N.Y.), Sept. 23, 1972 (4 for 265)

MOST TOUCHDOWNS SCORED ON PUNT RETURNS

3—Hawaii vs. Linfield, Nov. 15, 1969; Widener vs. St. John's (N.Y.), Sept. 23, 1972; Troy vs. West Ala., Sept. 29, 1979

Kickoff Returns

MOST KICKOFF RETURNS

12—N.M. Highlands vs. Colorado Mines, Oct. 25, 2003 (276 yards)

(Note: Southwest Minn. St. had 12 returns vs. Michigan Tech, Nov. 11, 1972, before becoming an NCAA member)

MOST YARDS ON KICKOFF RETURNS

276—N.M. Highlands vs. Colorado Mines, Oct. 25, 2003 (12 returns)

HIGHEST AVERAGE GAIN PER RETURN (Min. 3 Returns)

51.8—West Ala. vs. Delta St., Oct. 21, 1989 (5 for 259)

Scoring

MOST POINTS SCORED

125—Connecticut vs. Newport Naval Training, Oct. 22, 1949

MOST POINTS SCORED AGAINST A COLLEGE OPPONENT

106—Fort Valley St. vs. Knoxville, Oct. 11, 1969 (14 TDs, 2 PATs, 9 two-point conversions, 1 safety)

MOST POINTS SCORED BY A LOSING TEAM

66—Western N.M. vs. Fort Lewis (67), Nov. 2, 2002 (2 pt)

Note: Record for regulation game—60, New Haven vs. Southern Conn. St. (64), Oct. 25, 1991

MOST POINTS SCORED, BOTH TEAMS

136—North Park (104) & North Central (Ill.) (32), Oct. 12, 1968

MOST POINTS SCORED IN TWO CONSECUTIVE GAMES

172—Tuskegee, 1966 (93-0 vs. Morehouse, Oct. 14; 79-0 vs. Lane, Oct. 22)

MOST POINTS SCORED IN THREE CONSECUTIVE GAMES

237—Pittsburg St., 2004 (77 vs. Truman, Sept. 11; 69 vs. Southwest Baptist, Sept. 18; 91 vs. Mo.-Rolla, Sept. 25)

MOST POINTS SCORED IN FOUR CONSECUTIVE GAMES

307—Pittsburg St., 2004 (77 vs. Truman, Sept. 11; 69 vs. Southwest Baptist, Sept. 18; 91 vs. Mo.-Rolla, Sept. 25; 70 vs. Washburn, Oct. 2)

MOST POINTS SCORED IN FIVE CONSECUTIVE GAMES

379—Pittsburg St., 2004 (77 vs. Truman, Sept. 11; 69 vs. Southwest Baptist, Sept. 18; 91 vs. Mo.-Rolla, Sept. 25; 70 vs. Washburn, Oct. 2; 72 vs. Emporia St., Oct. 9)

MOST POINTS OVERCOME TO WIN A GAME

28—Ferris St. (46) vs. Saginaw Valley (42), Nov. 11, 1995 (trailed 28-0 with 11:17 remaining in 2nd quarter)

MOST POINTS SCORED IN A BRIEF PERIOD OF TIME

27 in 1:19—Central Wash. vs. Western Ore., Oct. 22, 2005 (turned 21-13 game into 48-13 in 2nd quarter)
21 in 0:50—Pittsburg St. vs. Mo.-Rolla, Sept. 25, 2004 (turned 70-20 game into 91-20 in 4th quarter)

21 in 1:20—Winona St. vs. Bemidji St., Oct. 15, 1994 (turned 14-0 game into 35-0 in 1st quarter)

MOST TOUCHDOWNS SCORED

17—Connecticut vs. Newport Naval Training, Oct. 22, 1949

MOST TOUCHDOWNS SCORED AGAINST A COLLEGE OPPONENT

15—Iowa Wesleyan vs. William Penn, Oct. 31, 1953; Alcorn St. vs. Paul Quinn, Sept. 9, 1967; North Park vs. North Central (Ill.), Oct. 12, 1968

MOST SAFETIES SCORED

3—Fort Valley St. vs. Miles, Oct. 16, 1993

MOST POINTS AFTER TOUCHDOWN MADE BY KICKING

14—Connecticut vs. Newport Naval Training, Oct. 22, 1949 (attempted 17); North Park vs. North Central (Ill.), Oct. 12, 1968 (attempted 15)

MOST TWO-POINT ATTEMPTS

11—Fort Valley St. vs. Knoxville, Oct. 11, 1969 (made 9)

MOST TWO-POINT ATTEMPTS MADE

9—Fort Valley St. vs. Knoxville, Oct. 11, 1969 (attempted 11)

MOST FIELD GOALS MADE

6—Central Mo. St. vs. Southeast Mo. St., Nov. 2, 1985 (6 attempts); Ashland vs. Wayne St. (Mich.), Oct. 5, 2002 (6 attempts)

MOST DEFENSIVE EXTRA POINTS SCORED

2—Tusculum vs. Concord, Aug. 28, 2004

MOST DEFENSIVE EXTRA-POINT OPPORTUNITIES

2—North Dakota St. vs. Augustana (S.D.), Sept. 24, 1988 (2 interceptions; none scored); Mo. Southern St. vs. Central Mo. St., Sept. 28, 1996 (2 interceptions; none scored); Tusculum vs. Concord, Aug. 28, 2004 (2 blocked kicks; both scored)

First Downs**MOST TOTAL FIRST DOWNS**

42—Delaware vs. Baldwin-Wallace, Oct. 6, 1973

MOST FIRST DOWNS BY PENALTY

14—La Verne vs. Northern Ariz., Oct. 11, 1958

MOST TOTAL FIRST DOWNS, BOTH TEAMS

74—Fort Lewis (40) & Western N.M. (34), Nov. 2, 2002 (2 o)

Note: Record for regulation game—67, Indianapolis (37) vs. Michigan Tech (30), Sept. 20, 2003 (Game went into overtime, won by Indianapolis, 59-52, but had 67 first downs in regulation and 68 total)

Penalties**MOST PENALTIES**

28—Northern Ariz. vs. La Verne, Oct. 11, 1958 (155 yards)

MOST PENALTIES, BOTH TEAMS

42—N.C. Central (23) & St. Paul's (19), Sept. 13, 1986 (453 yards)

MOST YARDS PENALIZED

293—Cal Poly vs. Portland St., Oct. 31, 1981 (26 penalties)

MOST YARDS PENALIZED, BOTH TEAMS

453—N.C. Central (256) & St. Paul's (197), Sept. 13, 1986 (42 penalties)

Fumbles**MOST FUMBLES**

16—Carthage vs. North Park, Nov. 14, 1970 (lost 7)

Overtimes**MOST OVERTIME PERIODS**

8—Bethune-Cookman (63) vs. Virginia St. (57), Sept. 26, 1998

MOST OVERTIME PERIODS, BOTH TEAMS IN DIVISION II

6—Adams St. (55) vs. Neb.-Kearney (48), Sept. 19, 1998

SINGLE GAME—Defense**Total Defense****FEWEST PLAYS ALLOWED**

29—North Park vs. Concordia (Ill.), Sept. 26, 1964

FEWEST YARDS ALLOWED

Minus 69—Fort Valley St. vs. Miles, Oct. 16, 1993 (39 plays)

Rushing Defense**FEWEST RUSHES ALLOWED**

7—Indianapolis vs. Valparaiso, Oct. 30, 1982 (-57 yards)

FEWEST YARDS ALLOWED

Minus 95—San Diego St. vs. Alliant Int'l, Nov. 27, 1965 (35 plays)

Pass Defense**FEWEST PASS COMPLETIONS ALLOWED**

0—By many teams. Most recent: Westminster (Pa.) vs. Thiel, Oct. 14, 2000 (attempted 10)

FEWEST YARDS ALLOWED

Minus 19—Ashland vs. Heidelberg, Sept. 25, 1948 (completed 4)

Punting**MOST OPPONENT'S PUNTS BLOCKED**

5—Southeastern La. vs. Troy, Oct. 7, 1978 (holds record for most consecutive punts blocked with 4); Winston-Salem vs. N.C. Central, Oct. 4, 1986

MOST TOUCHDOWNS SCORED ON BLOCKED PUNTS

2—Northern Colo. vs. Western St., Sept. 7, 1996; Fairmont St. vs. West Va. Tech, Oct. 12, 1996; Tusculum vs. Lenoir-Rhyne, Oct. 30, 2004

Field-Goal Blocks**MOST OPPONENT'S FIELD GOALS BLOCKED**

4—Minn. Duluth vs. Winona St., Nov. 4, 2000 (three on successive plays and all four in the 4th quarter)

Interceptions**MOST PASSES INTERCEPTED BY**

11—St. Cloud St. vs. Bemidji St., Oct. 31, 1970 (45 attempts); Concordia-M'head vs. Hamline, Nov. 5, 1955 (37 attempts)

MOST TOUCHDOWNS ON INTERCEPTION RETURNS

3—By many teams. Most recent: Bloomsburg vs. East Stroudsburg, Oct. 31, 1998

SEASON—Offense**Total Offense****MOST YARDS GAINED**

8,976—Pittsburg St., 2004 (1,072 plays, 15 games) Per-game record—624.1, Hanover, 1948 (4,993 in 8)

HIGHEST AVERAGE GAIN PER PLAY

(Min. 500 plays) 9.2—Hanover, 1948 (543 for 4,993) (Min. 800 plays) 8.4—Pittsburg St., 2004 (1,072 for 8,976)

MOST PLAYS PER GAME

88.7—Cal St. Chico, 1967 (887 in 10)

Rushing**MOST YARDS GAINED**

5,320—Pittsburg St., 2004 (730 rushes, 15 games) Per-game record—404.8, Col. of Emporia, 1954 (3,643 in 9)

HIGHEST AVERAGE GAIN PER RUSH

(Min. 300 rushes) 8.4—Hanover, 1948 (382 for 3,203) (Min. 600 rushes) 7.3—Pittsburg St., 2004 (730 for 5,320)

MOST RUSHES PER GAME

78.9—Okla. Panhandle, 1963 (789 in 10)

MOST RUSHES WITHOUT A FUMBLE

483—Bloomsburg, 2004

Passing**MOST YARDS GAINED**

5,000—West Tex. A&M, 1994 (363 completions, 11 games) Also holds per-game record with 454.5 (5,000 in 11)

HIGHEST AVERAGE GAIN PER ATTEMPT (Min. 175 Attempts)

11.5—Grand Valley St., 2001 (291 for 3,346)

HIGHEST AVERAGE GAIN PER COMPLETION

(Min. 100 comps.) 19.4—California (Pa.), 1966 (116 for 2,255) (Min. 200 comps.) 18.0—East Stroudsburg, 1996 (224 for 4,041)

MOST PASSES ATTEMPTED

623—Emporia St., 1995 (completed 322) Also holds per-game record with 56.6 (623 in 11)

MOST PASSES COMPLETED

401—Colorado Mines, 2004 (attempted 548) Per-game record—33.9, Valdosta St., 1995 (373 in 11)

FEWEST PASSES COMPLETED PER GAME

0.4—Hobart, 1971 (4 in 9)

HIGHEST PERCENTAGE COMPLETED (Min. 200 Attempts)

73.2%—Colorado Mines, 2004 (401 of 548)

LOWEST PERCENTAGE OF PASSES HAD INTERCEPTED (Min. 275 Attempts)

0.7%—New Haven, 1993 (2 of 296)

MOST TOUCHDOWN PASSES PER GAME

5.1—Grand Valley St., 2001 (51 in 10)

HIGHEST PASSING EFFICIENCY RATING POINTS

(Min. 200 atts.) 222.5—Grand Valley St., 2001 (291 attempts, 204 completions, 3 interceptions, 3,346 yards, 51 TDs) (Min. 300 atts.) 190.2—Pittsburg St., 2004 (342 attempts, 213 completions, 9 interceptions, 3,656 yards, 45 TDs)

Punting**MOST PUNTS PER GAME**

10.0—Wash. & Lee, 1968 (90 in 9)

FEWEST PUNTS PER GAME

1.8—Emporia St., 1997 (20 in 11)

HIGHEST PUNTING AVERAGE

48.0—Adams St., 1966 (36 for 1,728)

Punt Returns**MOST PUNT RETURNS**

64—UC Davis, 1984 (557 yards)

MOST TOUCHDOWNS SCORED ON PUNT RETURNS

6—Northern Colo., 1996 (52 returns); Shepherd, 1998 (33 returns)

Kickoff Returns**MOST KICKOFF RETURNS**

78—Ark.-Monticello, 1998 (1,634 yards)

Scoring**MOST POINTS SCORED**

837—Pittsburg St., 2004 (15 games)

MOST POINTS PER GAME

58.4—Grand Valley St., 2001 (584 in 10)

MOST TOUCHDOWNS SCORED

116—Pittsburg St., 2004 (15 games)

MOST TOUCHDOWNS PER GAME

8.2—Grand Valley St., 2001 (82 in 10)

MOST CONSECUTIVE EXTRA POINTS MADE BY KICKING

57—North Ala., 2003 (missed first PAT of season, finished 57 of 58)

MOST CONSECUTIVE FIELD GOALS MADE

17—Western St., 2003

MOST TWO-POINT ATTEMPTS PER GAME

6.8—Florida A&M, 1961 (61 in 9, made 32)

MOST TWO-POINT ATTEMPTS MADE PER GAME

3.6—Florida A&M, 1961 (32 in 9, attempted 61)

MOST FIELD GOALS MADE

30—North Dakota, 2005 (36 attempts)

MOST DEFENSIVE EXTRA POINTS SCORED

3—Tusculum, 2004 (3 blocked kick returns)

MOST DEFENSIVE EXTRA-POINT OPPORTUNITIES

3—Northern Colo., 1988 (2 blocked kick returns, 1 interception; none scored); Central Okla., 1989 (2 blocked kick returns, 1 interception; one scored); UC Davis, 1991 (2 interceptions, 1 blocked kick return; two scored); Tusculum, 2004 (3 blocked kick returns; three scored)

Penalties**MOST PENALTIES AGAINST**

146—Gardner-Webb, 1992 (1,344 yards); Portland St., 1994 (1,340 yards)

Per-game record—14.6, Portland St., 1994 (146 in 10)

MOST YARDS PENALIZED

1,356—Hampton, 1977 (124 penalties, 11 games)

Turnovers (Giveaways)**(From 1985)****FEWEST TURNOVERS LOST**

8—Lenoir-Rhyne, 1994 (4 interceptions, 4 fumbles lost); Winston-Salem, 2004 (3 interceptions, 5 fumbles lost)

Also hold per-game record with 0.8 (8 in 10)

MOST TURNOVERS

61—Cheyney, 1990 (36 interceptions, 25 fumbles lost) Per-game record—5.8, Livingstone, 1986 (58 in 10)

FEWEST FUMBLES LOST

1—Bloomsburg, 2004 (11 fumbles)

SEASON—Defense**Total Defense****FEWEST YARDS ALLOWED PER GAME**

44.4—John Carroll, 1962 (311 in 7)

LOWEST AVERAGE YARDS ALLOWED PER PLAY

(Min. 300 plays) 1.0—John Carroll, 1962 (310 for 311 yards)

(Min. 600 plays) 1.8—Alcorn St., 1976 (603 for 1,089)

Rushing Defense**FEWEST YARDS ALLOWED PER GAME**

Minus 16.7—Tennessee St., 1967 (-150 in 9)

LOWEST AVERAGE YARDS ALLOWED PER RUSH

(Min. 250 rushes) Minus 0.5—Tennessee St., 1967 (296 for -150 yards)

(Min. 400 rushes) 1.3—Luther, 1971 (414 for 518)

Pass Defense**FEWEST YARDS ALLOWED PER GAME**

10.1—Ashland, 1948 (91 in 9)

FEWEST YARDS ALLOWED PER ATTEMPT

(Min. 200 atts.) 3.1—Virginia St., 1971 (205 for 630)

(Min. 300 atts.) 3.2—Missouri St., 1966 (315 for 996)

FEWEST YARDS ALLOWED PER COMPLETION

(Min. 100 comps.) 8.8—Long Beach St., 1965 (144 for 1,264)

LOWEST COMPLETION PERCENTAGE ALLOWED

(Min. 250 atts.) 24.1%—Missouri St., 1966 (76 of 315)

MOST PASSES INTERCEPTED PER GAME

3.9—Delaware, 1946 (35 in 9); Whitworth, 1959 (35 in 9)

FEWEST PASSES INTERCEPTED

(Min. 150 atts.) 1—Gettysburg, 1972 (175 attempts; 0 yards returned)

HIGHEST PERCENTAGE INTERCEPTED

(Min. 150 atts.) 21.7%—Stephen F. Austin, 1949 (35 of 161)

(Min. 275 atts.) 11.8%—Mo.-Rolla, 1978 (35 of 297)

MOST TOUCHDOWNS ON INTERCEPTION RETURNS

7—Virginia Union, 1986 (31 interceptions); Fort Valley St., 1991 (15 interceptions); Gardner-Webb, 1992 (35 interceptions)

LOWEST PASSING EFFICIENCY RATING ALLOWED

(Min. 250 atts.) 41.7—Fort Valley St., 1985 (allowed 283 attempts, 90 completions, 1,039 yards, 2 TDs and intercepted 33)

Blocked Kicks**MOST BLOCKED KICKS**

27—Winston-Salem, 1986 (16 punts, 7 field goal attempts, 4 PAT kicks)

Scoring**FEWEST POINTS ALLOWED PER GAME**

0.0—Albany St. (Ga.), 1960 (0 in 9 games)

MOST POINTS ALLOWED PER GAME

64.5—Rose-Hulman, 1961 (516 in 8)

Turnovers (Takeaways)**(From 1985)****HIGHEST TURNOVER MARGIN PER GAME**

2.7—Hillsdale, 1993 (plus 30 in 11; 11 giveaways vs. 41 takeaways)

MOST TAKEAWAYS

56—Gardner-Webb, 1992 (35 interceptions, 21 fumble recoveries)

Also holds per-game record with 5.1 (56 in 11)

Additional Records**MOST CONSECUTIVE VICTORIES**

34—Hillsdale (from Oct. 2, 1954, to Nov. 16, 1957; ended with 27-26 loss to Pittsburg St., Dec. 21, 1957)

MOST CONSECUTIVE VICTORIES OVER DIVISION II OPPONENTS

40—North Ala. (from Sept. 4, 1993, to Dec. 9, 1995; ended with 17-10 loss to Albany St. [Ga.], Aug. 31, 1996)

MOST CONSECUTIVE HOME VICTORIES

31—Indiana (Pa.) (from Nov. 22, 1986, to Oct. 17, 1992; ended with 35-33 loss to Towson, Oct. 31, 1992)

MOST CONSECUTIVE GAMES UNBEATEN

54—Morgan St. (from Nov. 5, 1931, to Nov. 18, 1938; ended with 15-0 loss to Virginia St., Nov. 30, 1938)

MOST CONSECUTIVE VICTORIES OVER ONE OPPONENT

40—West Chester vs. Millersville (from Nov. 18, 1922, to Oct. 5, 1974; ended with 17-12 loss Oct. 4, 1975)

MOST CONSECUTIVE VICTORIES OVER ONE OPPONENT IN AN UNINTERRUPTED SERIES (Must have played in consecutive years)

27—Minn. Duluth vs. Wis.-Superior (from Sept. 8, 1962, to Sept. 2, 1989; Wis.-Superior dropped football program during the 1992 season)

25—UC Davis vs. San Fran. St. (from Sept. 26, 1970, to Nov. 12, 1994; San Fran. St. dropped football program after 1994 season)

MOST CONSECUTIVE GAMES WITHOUT BEING SHUT OUT

227—Pittsburg St. (from Nov. 13, 1982 to Nov. 17, 2001; ended with 38-0 loss to North Dakota, Nov. 24, 2001)

MOST CONSECUTIVE WINNING SEASONS

35—UC Davis (from 1970-04; became Division I-AA reclassifying member in 2005)

MOST CONSECUTIVE NON-LOSING SEASONS

35—UC Davis (from 1970-04; became Division I-AA reclassifying member in 2005)

33—West Chester (from 1940-74; ended with 4-5-0 record in 1975)

MOST CONSECUTIVE NON-WINNING SEASONS

27—Mansfield (from 1975-02; ended with 8-3 record in 2003)

MOST CONSECUTIVE LOSSES

46—Minn.-Morris (from Nov. 14, 1998 to Sept. 13, 2003; ended with 61-28 win over Principia, Sept. 20, 2003)

39—St. Paul's (from Oct. 23, 1948, to Oct. 24, 1953; ended with 7-6 win over Delaware St., Oct. 31, 1953); Cheyney (from Sept. 3, 1994, to Oct. 24, 1998; ended with 40-13 win over Mansfield, Oct. 31, 1998)

MOST CONSECUTIVE GAMES WITHOUT A VICTORY

49—Paine (1954-61, includes 1 tie)

MOST CONSECUTIVE GAMES WITHOUT A TIE

329—West Chester (from Oct. 26, 1945, to Oct. 31, 1980; ended with 24-24 tie vs. Cheyney, Nov. 8, 1980)

MOST TIE GAMES IN A SEASON

5—Wofford, 1948 (Sept. 25 to Oct. 23, consecutive)

HIGHEST-SCORING TIE GAME

54-54—Norfolk St. vs. Winston-Salem, Oct. 9, 1993

MOST CONSECUTIVE QUARTERS WITHOUT YIELDING A RUSHING TOUCHDOWN

51—Butler (from Sept. 25, 1982, to Oct. 15, 1983)

MOST CONSECUTIVE POINT-AFTER-TOUCHDOWN KICKS MADE

123—Liberty (from 1976 to Sept. 10, 1983; ended with missed PAT vs. Saginaw Valley, Sept. 10, 1983)

MOST IMPROVED WON-LOST RECORD

11 games—Northern Mich., 1975 (13-1, including three Division II playoff victories, from 0-10 in 1974)

Annual Champions, All-Time Leaders

Total Offense

CAREER YARDS PER GAME (Minimum 5,000 Yards)

Player, Team	Years	G	Plays	Yards	Yd. PG
Grady Benton, West Tex. A&M.....	1994-95	18	844	5,831	323.9
Wilkie Perez, Glenville St.	1997-98	17	702	5,447	320.4
Dusty Bonner, Valdosta St.	2000-01	22	837	7,016	318.9
Marty Washington, West Ala.	1992-93	17	773	5,212	306.6
J.T. O'Sullivan, UC Davis	1998-01	29	987	8,743	301.5
Todd Cunningham, Presbyterian	1998-01	39	1,635	11,578	296.9
Scott Otis, Glenville St.	1994-95	20	755	5,911	295.6
Joey Conrad, Glenville St.	2002-05	43	1,898	12,491	290.5
Jarrold DeGeorgia, Wayne St. (Neb.) .	1995-96	18	753	5,145	285.8
Jayson Merrill, Western St.	1990-91	20	641	5,619	281.0
Jermaine Whitaker, N.M. Highlands...	1992-94	31	1,374	8,650	279.0
Chris Petersen, UC Davis.....	1985-86	20	735	5,532	276.6
James McNear, Concordia-St. Paul.....	2002-05	45	1,746	12,446	276.6
Will Hall, North Ala.	2002-03	24	935	6,611	275.4
Tim Von Dalm, Portland St.	1969-70	20	989	5,501	275.1
Andrew Webb, Fort Lewis.....	2000-03	43	2,216	11,789	274.2
Vernon Buck, Wingate.....	1991-94	41	1,761	11,227	273.8
Chris Hatcher, Valdosta St.	1991-94	39	1,557	10,588	271.5
Chris Hegg, Truman	1984-85	20	930	5,418	270.9
Pat Graham, Augustana (S.D.)	1995-96	21	948	5,672	270.1
June Jones, Portland St.	1975-76	21	760	5,590	266.2
Curt Anes, Grand Valley St.	1999-02	45	1,527	11,881	264.1
Jeff Fox, Grand Valley St.	1995-98	34	1,341	8,941	263.0
Troy Mait, Wayne St. (Neb.).....	1991-92	20	943	5,212	260.6
Earl Harvey, N.C. Central.....	1985-88	41	2,045	10,667	260.2
Justin Coleman, Neb.-Kearney.....	1997-00	41	1,411	10,644	259.6
Jim Zorn, Cal Poly Pomona	1973-74	21	946	5,364	255.4
Bryan Harman, Fairmont St.	1998-01	38	1,471	9,638	253.6
Drew Folmar, Millersville.....	1997-00	40	1,537	10,105	252.6
Steve Wray, Franklin	1979, 81-82	26	1,178	6,564	252.5

*Record.


SEASON YARDS PER GAME

Player, Team	Year	G	Plays	Yards	Yd. PG
Chad Frieauf, Colorado Mines	†2004	13	*660	*5,363	412.5
Grady Benton, West Tex. A&M.....	†1994	9	505	3,699	411.0
Perry Klein, C.W. Post	†1993	10	499	4,052	405.2
Marty Washington, West Ala.	1993	8	453	3,146	393.3
Wilkie Perez, Glenville St.	†1997	11	509	4,301	391.0
Damian Poalucci, East Stroudsburg	†1996	10	505	3,883	388.3
Cory Allred, Ark.-Monticello	†2003	11	632	4,267	387.9
Andrew Webb, Fort Lewis	†2002	11	613	4,245	385.9
Brett Salisbury, Wayne St. (Neb.)	1993	10	424	3,732	373.2
Curt Anes, Grand Valley St.	†2001	10	360	3,621	362.1
Todd Cunningham, Presbyterian	2001	11	607	3,959	359.9
Jed Drenning, Glenville St.	1993	10	473	3,593	359.3
Jimmy Terwilliger, East Stroudsburg	2004	12	459	4,292	357.7
Scott Eyster, Delta St.	2004	10	435	3,563	356.3
Alfred Montez, Western N.M.	1994	6	244	2,130	355.0
Jimmy Terwilliger, East Stroudsburg	†2005	14	551	4,960	354.3
Rob Tomlinson, Cal St. Chico	†1989	10	534	3,525	352.5
Joey Conrad, Glenville St.	2005	11	482	3,868	351.6
Derek Maupin, West Tex. A&M.....	2004	10	557	3,511	351.1
Dalton Bell, West Tex. A&M.....	2005	11	508	3,841	349.2
Dusty Bonner, Valdosta St.	†2000	11	475	3,795	345.0
Chris Hegg, Truman	†1985	11	594	3,782	343.8
Bryan Harman, Fairmont St.	2000	10	534	3,427	342.7
Jarrold DeGeorgia, Wayne St. (Neb.)	1996	10	495	3,416	341.6
Rod Smith, Glenville St.	1996	10	472	3,410	341.0

*Record. †National champion.

CAREER YARDS

Player, Team	Years	Plays	Yards
†Jimmy Terwilliger, East Stroudsburg.....	2003-05	1,451	12,594
Joey Conrad, Glenville St.	2002-05	1,898	12,491
James McNear, Concordia-St. Paul.....	2002-05	1,746	12,446
Curt Anes, Grand Valley St.	1999-02	1,527	11,881
Andrew Webb, Fort Lewis	2000-03	*2,216	11,789
Todd Cunningham, Presbyterian	1998-01	1,635	11,578
Vernon Buck, Wingate.....	1991-94	1,761	11,227
Bob McLaughlin, Lock Haven	1992-95	2,007	11,041



Concordia-St. Paul Sports Information

Concordia-St. Paul's James McNear finished his career in 2005 with 12,446 yards in total offense, which ranks third in Division II history.

Player, Team	Years	Plays	Yards
Marc Eddy, Bentley	2001-04	1,589	10,827
Earl Harvey, N.C. Central.....	1985-88	2,045	10,667
Justin Coleman, Neb.-Kearney.....	1997-00	1,411	10,644
Chris Hatcher, Valdosta St.	1991-94	1,557	10,588
†Scott Eyster, Delta St.	\$2002-05	1,345	10,340
Thad Trujillo, Fort Lewis.....	1991-94	1,787	10,209
Neal Philpot, Pittsburg St.	2001-04	1,505	10,168
Eric DeGraff, Augustana (S.D.).....	1997-00	1,643	10,128
Drew Folmar, Millersville.....	1997-00	1,537	10,105
Keith Heckendorf, St. Cloud St.	2000-03	1,606	9,997
Ricky Fritz, Minn. Duluth	\$1998-02	1,464	9,926
Rob Tomlinson, Cal St. Chico	1988-91	1,656	9,921
Kasey Waterman, Mo. Western St.	1998-01	1,449	9,874
John Hebgren, Minn. St. Mankato	1993-96	1,545	9,772
Mike Mitros, West Chester.....	1996-99	1,716	9,714
Bryan Harman, Fairmont St.	1998-01	1,471	9,638
Jarrold Ferguson, Fairmont St.	\$1993-97	1,583	9,638
John Craven, Gardner-Webb	1991-94	1,666	9,630
Tom Guy, American Int'l	2000-03	1,490	9,229
Sam Mannery, California (Pa.)	1987-90	1,669	9,125
Trevor Moon, Chadron St.	1995-98	1,395	9,044
Eric Howe, Truman	1998-01	1,375	9,040

*Record. †Active player. \$See Page 10 for explanation.

SEASON YARDS

Player, Team	Year	G	Plays	Yards
Chad Frieauf, Colorado Mines	†2004	13	*660	5,363
Jimmy Terwilliger, East Stroudsburg.....	†2005	14	551	4,960
Wilkie Perez, Glenville St.	†1997	11	509	4,301
Jimmy Terwilliger, East Stroudsburg.....	2004	12	459	4,292
Cory Allred, Ark.-Monticello	†2003	11	632	4,267
Andrew Webb, Fort Lewis	†2002	11	613	4,245
Perry Klein, C.W. Post	†1993	10	499	4,052
Andy Majors, Pittsburg St.	2005	14	539	4,028
Rob Blount, C.W. Post	2005	13	526	4,013
Will Hall, North Ala.	2003	14	526	3,998
Todd Cunningham, Presbyterian	2001	11	607	3,959
Damian Poalucci, East Stroudsburg.....	†1996	10	505	3,883
Joey Conrad, Glenville St.	2005	11	482	3,868
Dalton Bell, West Tex. A&M	2005	11	508	3,841
Curt Anes, Grand Valley St.	2002	14	457	3,821
Dusty Bonner, Valdosta St.	†2000	11	475	3,795
Chris Hegg, Truman	†1985	11	594	3,782
Josh Lamberson, Northwest Mo. St.	2005	15	590	3,748
Brett Salisbury, Wayne St. (Neb.)	1993	10	424	3,732
Cory Allred, Ark.-Monticello	2004	11	589	3,721
Grady Benton, West Tex. A&M.....	†1994	9	505	3,699
James McNear, Concordia-St. Paul.....	2005	12	520	3,688
Lance Funderburk, Valdosta St.	1996	11	490	3,676

Player, Team	Year	G	Plays	Yards
Curt Anes, Grand Valley St.	†2001	10	360	3,621
Drew Beard, Southeastern Okla.	2004	11	471	3,613

*Record. †National champion.

SINGLE-GAME YARDS

Yds.	Player, Team (Opponent)	Date
660	Andrew Webb, Fort Lewis (Mesa St.)	Nov. 16, 2002
652	Matt Kohn, Indianapolis (Michigan Tech)	Sept. 20, 2003
651	Wilkie Perez, Glenville St. (Concord)	Oct. 25, 1997
631	Jayce Goree, Glenville St. (Concord)	Oct. 24, 1998
623	Perry Klein, C.W. Post (Salisbury)	Nov. 6, 1993
614	Alfred Montez, Western N.M. (West Tex. A&M)	Oct. 8, 1994
610	Andrew Webb, Fort Lewis (Western N.M.)	Nov. 2, 2002
597	Damian Poalucci, East Stroudsburg (Mansfield)	Nov. 2, 1996
594	Jarrod DeGeorgia, Wayne St. (Neb.) (Drake)	Nov. 9, 1996
591	Marty Washington, West Ala. (Nicholls St.)	Sept. 11, 1993
590	Shawn Eisenreich, Chadron St. (Fort Lewis)	Oct. 4, 2003
584	Tracy Kendall, Alabama A&M (Clark Atlanta)	Nov. 4, 1989
580	Grady Benton, West Tex. A&M (Howard Payne)	Sept. 17, 1994
575	Scott Otis, Glenville St. (West Va. Wesleyan)	Oct. 15, 1994
573	Pat Graham, Augustana (S.D.) (Minn. St. Mankato)	Oct. 28, 1995

ANNUAL CHAMPIONS

Year	Player, Team	Class	Plays	Yards
1946	Buster Dixon, Abilene Christian	Sr.	170	960
1947	Jim Peterson, Hanover	So.	108	1,449
1948	Jim Peterson, Hanover	Jr.	130	1,589
1949	Connie Callahan, Morningside	Sr.	311	2,006
1950	Bob Heimerdinger, Northern Ill.	Jr.	286	1,782
1951	Bob Heimerdinger, Northern Ill.	Sr.	292	1,775
1952	Don Gottlob, Sam Houston St.	Sr.	303	2,470
1953	Ralph Capitani, UNI	Jr.	317	1,755
1954	Bill Engelhardt, Neb.-Omaha	So.	243	1,645
1955	Jim Stehlin, Brandeis	Sr.	222	1,455
1956	Dick Jamieson, Bradley	So.	240	1,925
1957	Stan Jackson, Cal Poly Pomona	Jr.	301	2,145
1958	Stan Jackson, Cal Poly Pomona	Sr.	334	2,478
1959	Gary Campbell, Whitier	Sr.	309	2,383
1960	Charles Miller, Austin	Sr.	287	1,966
1961	Denny Spurlock, Whitworth	Sr.	224	1,684
1962	George Bork, Northern Ill.	Jr.	397	2,398
1963	George Bork, Northern Ill.	Sr.	413	2,945
1964	Jerry Bishop, Austin	Jr.	332	2,152
1965	Ron Christian, Northern Ill.	Sr.	377	2,307
1966	Joe Stetser, Cal St. Chico	Jr.	406	2,382
1967	Bob Toledo, San Fran. St.	Sr.	409	3,407
1968	Terry Bradshaw, Louisiana Tech	Jr.	426	2,987
1969	Tim Von Dulm, Portland St.	Jr.	462	2,736

Beginning in 1970, ranked on per-game (instead of total) yards

Year	Player, Team	Class	G	Plays	Yards	Avg.
1970	Jim Lindsey, Abilene Christian	Sr.	9	440	2,654	294.9
1971	Randy Mattingly, Evansville	Jr.	9	402	2,234	248.2
1972	Bob Biggs, UC Davis	Sr.	9	381	2,356	261.8
1973	Jim Zorn, Cal Poly Pomona	Jr.	11	499	3,000	272.7
1974	Jim McMillan, Boise St.	Sr.	10	403	3,101	310.1
1975	Lynn Hieber, Indiana (Pa.)	Sr.	10	402	2,503	250.3
1976	June Jones, Portland St.	Sr.	11	465	3,463	314.8
1977	Steve Mariucci, Northern Mich.	Sr.	8	270	1,780	222.5
1978	Charlie Thompson, Western St.	Jr.	9	304	2,138	237.6
1979	Phil Kessel, Northern Mich.	Jr.	9	368	2,164	240.4
1980	Curt Strasheim, Southwest Minn. St.	Jr.	10	501	2,565	256.5
1981	Steve Wray, Franklin	Jr.	10	488	2,726	272.6
1982	Steve Wray, Franklin	Sr.	8	382	2,114	264.3
1983	Pat Brennan, Franklin	Jr.	10	524	3,239	323.9
1984	Pat Brennan, Franklin	Sr.	10	457	2,964	296.4
1988	Mark Sedinger, Northern Colo.	Sr.	10	413	2,828	282.8
1989	Rob Tomlinson, Cal St. Chico	So.	10	534	3,525	352.5
1990	Andy Breaault, Kutztown	Jr.	11	562	3,173	288.5
1991	Jayson Merrill, Western St.	Sr.	10	337	3,400	340.0
1992	John Charles, Portland St.	Sr.	8	303	2,708	338.5
1993	Perry Klein, C.W. Post	Sr.	10	499	4,052	405.2
1994	Grady Benton, West Tex. A&M	Jr.	9	505	3,699	411.0
1995	Aaron Sparrow, Norfolk St.	Sr.	10	464	3,300	330.0
1996	Damian Poalucci, East Stroudsburg	Jr.	10	505	3,883	388.3
1997	Wilkie Perez, Glenville St.	Jr.	11	509	4,301	391.0
1998	Mike Mitros, West Chester	Jr.	11	537	3,478	316.2
1999	Ted Larkin, Bentley	Jr.	11	545	3,490	317.3
2000	Dusty Bonner, Valdosta St.	Jr.	11	475	3,795	345.0
2001	Curt Anes, Grand Valley St.	Jr.	10	360	3,621	362.1
2002	Andrew Webb, Fort Lewis	Jr.	11	613	4,245	385.9
2003	Cory Allred, Ark.-Monticello	Sr.	11	632	4,267	387.9
2004	Chad Friehauf, Colorado Mines	Sr.	13	*660	*5,363	*412.5
2005	Jimmy Terwilliger, East Stroudsburg	Jr.	14	551	4,960	354.3

*Record.

Rushing

CAREER YARDS PER GAME

(Minimum 2,500 Yards)

Player, Team	Years	G	Plays	Yards	Yd. PG	
Anthony Gray, Western N.M.	1997-98	19	503	3,484	183.4	
Antoine Bagwell, California (Pa.)	2004-05	20	432	3,353	167.7	
Damian Beane, Shepherd	1996-99	38	1,065	6,346	167.0	
Johnny Bailey, Tex. A&M-Kingsville	1986-89	39	885	6,320	162.1	
Tyrone Morgan, Northern St.	1998-00	30	830	4,816	160.5	
Brian Shay, Emporia St.	1995-98	44	1,007	*6,958	158.1	
Josh Ranek, South Dakota St.	\$1997-01	44	*1,131	6,794	154.4	
Fred Lane, Lane	1994-96	29	700	4,433	152.9	
Kavin Gailliard, American Int'l	1996-99	43	950	6,523	151.7	
Ole Gunderson, St. Olaf	1969-71	27	639	4,060	150.4	
Richard Huntley, Winston-Salem	1992-95	42	932	6,286	149.7	
Roger Graham, New Haven	1991-94	40	821	5,953	148.8	
Ian Smart, C.W. Post	1999-02	45	877	6,647	147.7	
Brad Hustad, Luther	1957-59	27	655	3,943	146.0	
Rashaan Dumas, Southern Conn. St.	1996-99	37	977	5,396	145.8	
Jarrett Anderson, Truman	1993-96	43	979	6,166	143.4	
Quincy Tillmon, Emporia St.	1990-92	94	29	790	4,141	142.8
Joe Iacone, West Chester	1960-62	27	565	3,767	139.5	
Leonard Davis, Lenoir-Rhyne	\$1990-94	35	839	4,853	138.7	
Phillip Moore, North Dakota	1995-98	40	1,060	5,467	136.7	
Don Aleksiewicz, Hobart	1969-72	34	819	4,525	133.1	
Jim VanWagner, Michigan Tech	1973-76	36	958	4,788	133.0	
Matt Birkel, St. Cloud St.	\$2001-05	37	809	4,920	133.0	
Steve Roberts, Butler	1986-89	35	1,026	4,623	132.1	

*Record. \$See Page 10 for explanation.

SEASON YARDS PER GAME

Player, Team	Year	G	Plays	Yards	TD	Yd. PG
Anthony Gray, Western N.M.	†1997	10	277	2,220	12	222.0
Kavin Gailliard, American Int'l	†1999	12	320	*2,653	32	221.1
Ian Smart, C.W. Post	†2001	12	308	2,536	*33	211.3
Brian Shay, Emporia St.	†1998	11	293	2,265	29	205.9
Irv Sigler, Bloomsburg	1997	10	299	2,038	20	203.8
Jarrett Anderson, Truman	†1996	11	321	2,140	27	194.5
Brian Shay, Emporia St.	1996	11	342	2,103	18	191.2
Richard Huntley, Winston-Salem	†1995	10	273	1,889	16	188.9
Jamar Brittingham, Bloomsburg	†2005	12	316	2,260	32	188.3
Josh Ranek, South Dakota St.	1999	11	329	2,055	25	186.8
Danny Woodhead, Chadron St.	†2004	10	284	1,840	25	184.0
Fred Lane, Lane	1995	10	273	1,833	19	183.3
Johnny Bailey, Tex. A&M-Kingsville	†1986	11	271	2,011	18	182.8
Bob White, Western N.M.	†1951	9	202	1,643	20	182.6
Kevin Mitchell, Saginaw Valley	†1989	8	236	1,460	6	182.5
Rashaan Dumas, Southern Conn. St.	1996	9	291	1,639	18	182.1
Don Aleksiewicz, Hobart	†1971	9	276	1,616	19	179.6
Kavin Gailliard, American Int'l	1998	11	269	1,971	23	179.2
Jim Holder, Okla. Panhandle	†1963	10	275	1,775	9	177.5
Damian Beane, Shepherd	1998	10	299	1,775	17	177.5
Phillip Moore, North Dakota	1997	10	293	1,771	14	177.1
Wilmont Perry, Livingstone	1997	10	195	1,770	20	177.0
Danny Woodhead, Chadron St.	2005	10	278	1,769	21	176.9
Antoine Bagwell, California (Pa.)	2004	10	246	1,765	20	176.5
Jim Baier, Wis.-River Falls	†1966	9	240	1,587	17	176.3

*Record. †National champion.

CAREER YARDS

Player, Team	Years	Plays	Yards	Avg.
Brian Shay, Emporia St.	1995-98	1,007	6,958	6.91
Josh Ranek, South Dakota St.	\$1997-01	*1,131	6,794	6.01
Ian Smart, C.W. Post	1999-02	877	6,647	+7.58
Kavin Gailliard, American Int'l	1996-99	950	6,523	6.87
Damian Beane, Shepherd	1996-99	1,065	6,346	5.96
Johnny Bailey, Tex. A&M-Kingsville	1986-89	885	6,320	7.14
Richard Huntley, Winston-Salem	1992-95	932	6,286	6.74
Jarrett Anderson, Truman	1993-96	979	6,166	6.30
Roger Graham, New Haven	1991-94	821	5,953	7.25
Eddie Acosta, Bemidji St.	\$1999-03	1,038	5,792	5.58
Wesley Gates, California (Pa.)	1998-01	937	5,647	6.03
Phillip Moore, North Dakota	1995-98	1,060	5,467	5.16
Rashaan Dumas, Southern Conn. St.	1996-99	977	5,396	5.52
Chris Washington, Concordia-St. Paul	2000-03	919	5,288	5.75
Antonio Leroy, Albany St. (Ga.)	1993-96	973	5,152	5.29
Shawn Graves, Wofford	1989-92	730	5,128	7.02
Chris Cobb, Eastern Ill.	1976-79	930	5,042	5.42
†Germaine Race, Pittsburg St.	2003-05	631	5,041	7.99

Player, Team	Years	Plays	Yards	Avg.
Irv Sigler, Bloomsburg.....	1994-97	820	5,034	6.14
Andre Braxton, Virginia Union.....	1997-00	859	4,989	5.81
Matt Birkel, St. Cloud St.	\$2001-05	809	4,920	6.08
Harry Jackson, St. Cloud St.	1986-89	915	4,889	5.34
Leonard Davis, Lenoir-Rhyne.....	\$1990-94	839	4,853	5.78
Jerry Linton, Okla. Panhandle.....	1959-62	648	4,839	7.47
Mike Miller, Neb.-Kearney.....	2001-04	1,054	4,818	4.57
Tyrone Morgan, Northern St.	1998-00	830	4,816	5.80
Jim VanWagner, Michigan Tech.....	1973-76	958	4,788	5.00
Jeremy Monroe, Michigan Tech.....	1990-93	666	4,661	7.00
Heath Sherman, Tex. A&M-Kingsville.....	1985-88	804	4,654	5.79
Steve Roberts, Butler.....	1986-89	1,026	4,623	4.51

*Record. †Record for minimum 750 rushes. ‡Active player. §See Page 10 for explanation.

SEASON YARDS

Player, Team	Year	G	Plays	Yards	Avg.
Kavin Gailliard, American Int'l.....	†1999	12	320	2,653	†8.29
Ian Smart, C.W. Post.....	†2001	12	308	2,536	8.23
Brian Shay, Emporia St.	†1998	11	293	2,265	7.73
Jamar Brittingham, Bloomsburg.....	†2005	12	316	2,260	7.15
Anthony Gray, Western N.M.	†1997	10	277	2,220	8.01
Germaine Race, Pittsburg St.	2004	15	247	2,213	8.96
Jarrett Anderson, Truman.....	†1996	11	321	2,140	6.67
Brian Shay, Emporia St.	1996	11	342	2,103	6.15
Josh Ranek, South Dakota St.	1999	11	329	2,055	6.25
Irv Sigler, Bloomsburg.....	1997	10	299	2,038	6.82
Ian Smart, C.W. Post.....	†2002	12	287	2,023	7.05
Johnny Bailey, Tex. A&M-Kingsville.....	†1986	11	271	2,011	7.42
Kavin Gailliard, American Int'l.....	1998	11	269	1,971	7.33
Wesley Cates, California (Pa.).....	1999	11	298	1,935	6.49
Brian Shay, Emporia St.	1997	11	269	1,912	7.11
Richard Huntley, Winston-Salem.....	†1995	10	273	1,889	6.92
Josh Ranek, South Dakota St.	1998	11	302	1,881	6.23
Justin Kamrad, Neb.-Omaha.....	†2003	11	293	1,866	6.37
Ronald Moore, Pittsburg St.	1992	11	239	1,864	7.80
Germaine Race, Pittsburg St.	2005	13	239	1,846	7.72
Danny Woodhead, Chadron St.	†2004	10	284	1,840	6.48
Derrick Wimbush, Fort Valley St.	2004	11	247	1,840	7.45
Tyrone Morgan, Northern St.	1998	11	318	1,838	5.78
Fred Lane, Lane.....	1995	10	273	1,833	6.71
Zed Robinson, Southern Utah.....	1991	11	254	1,828	7.20

†National champion. ‡Record for minimum 250 rushes.

SINGLE-GAME YARDS

Yds.	Player, Team (Opponent)	Date
410	Andrew Terry, Ferris St. (Findlay).....	Oct. 2, 2004
405	Alvon Brown, Kentucky St. (Ky. Wesleyan).....	Sept. 16, 2000
403	Rob Davidson, Fairmont St. (Concord).....	Nov. 14, 1998
384	R.J. Rollins, Minn.-Crookston (Minn. St. Moorhead).....	Nov. 6, 2004
382	Kelly Ellis, UNI (Western Ill.).....	Oct. 13, 1979
380	Garrion Corbin, Tiffin (Quincy).....	Nov. 16, 2002
378	Jason Broom, Fort Hays St. (Okla. Panhandle).....	Oct. 6, 2001
373	Dallas Garber, Marietta (Wash. & Jeff.).....	Nov. 7, 1959
370	Jim Hissam, Marietta (Bethany [W.V.]).....	Nov. 15, 1958
370	Jim Baier, Wis.-River Falls (Wis.-Stevens Point).....	Nov. 5, 1966
367	Don Palkinghorne, Washington-St. Louis (Wash. & Lee).....	Nov. 23, 1957
363	Richie Weaver, Widener (Moravian).....	Oct. 17, 1970
361	Richard Huntley, Winston-Salem (Virginia Union).....	Nov. 5, 1994
361	Brian Shay, Emporia St. (Washburn).....	Nov. 13, 1982
349	Alvon Brown, Kentucky St. (Morris Brown).....	Nov. 7, 1998

ANNUAL CHAMPIONS

Year	Player, Team	Class	Plays	Yards
1946	V.T. Smith, Abilene Christian.....	So.	99	733
1947	John Williams, Jacksonville St.	Jr.	150	931
1948	Hank Treesh, Hanover.....	Jr.	100	1,383
1949	Odie Posey, Southern U.	Jr.	121	1,399
1950	Meriel Michelson, Eastern Wash.	Sr.	180	1,234
1951	Bob White, Western N.M.	Jr.	202	1,643
1952	Al Conway, William Jewell.....	Sr.	134	1,325
1953	Elroy Payne, McMurry.....	So.	183	1,274
1954	Lem Harkey, Col. of Emporia.....	Sr.	121	1,146
1955	Gene Scott, Centre.....	Sr.	107	1,138
1956	Bill Rhodes, Western St.	Sr.	130	1,200
1957	Brad Hustad, Luther.....	So.	219	1,401
1958	Dale Mills, Truman.....	So.	186	1,358
1959	Dale Mills, Truman.....	Jr.	248	1,385
1960	Joe Iacone, West Chester.....	So.	199	1,438
1961	Bobby Lisa, St. Mary (Kan.).....	Jr.	156	1,082
1962	Jerry Linton, Okla. Panhandle.....	Sr.	272	1,483
1963	Jim Holder, Okla. Panhandle.....	Sr.	275	1,775
1964	Jim Allison, San Diego St.	Sr.	174	1,186
1965	Allen Smith, Findlay.....	Jr.	207	1,240
1966	Jim Baier, Wis.-River Falls.....	Sr.	240	1,587
1967	Dickie Moore, Western Ky.	Jr.	208	1,444
1968	Howard Stevens, Randolph-Macon.....	Fr.	191	1,468
1969	Leon Burns, Long Beach St.	Jr.	350	1,659

Beginning in 1970, ranked on per-game (instead of total) yards

Year	Player, Team	Class	G	Plays	Yards	Avg.
1970	Dave Kiarsis, Trinity (Conn.).....	Sr.	8	201	1,374	171.8
1971	Don Aleksiewicz, Hobart.....	Jr.	9	276	1,616	179.6
1972	Billy Johnson, Widener.....	So.	9	148	1,556	172.9
1973	Mike Thomas, UNLV.....	Jr.	11	274	1,741	158.3
1974	Jim VanWagner, Michigan Tech.....	So.	9	246	1,453	161.4
1975	Jim VanWagner, Michigan Tech.....	Jr.	9	289	1,331	147.9
1976	Ted McKnight, Minn. Duluth.....	Sr.	10	220	1,482	148.2
1977	Bill Burnham, New Hampshire.....	Sr.	10	281	1,422	142.2
1978	Mike Harris, Truman.....	Sr.	11	329	1,598	145.3
1979	Chris Cobb, Eastern Ill.	Sr.	11	293	1,609	146.3
1980	Louis Jackson, Cal Poly.....	Sr.	10	287	1,424	142.4
1981	Rick Porter, Slippery Rock.....	Sr.	9	208	1,179	131.0
1982	Ricke Stonewall, Millersville.....	So.	10	191	1,387	138.7
1983	Mark Corbin, Central St.	So.	10	208	1,502	150.2
1984	Charles Sanders, Slippery Rock.....	Jr.	10	269	1,280	128.0
1985	Dan Sonneck, South Dakota St.	So.	11	303	1,518	138.0
1986	Johnny Bailey, Tex. A&M-Kingsville.....	Fr.	11	271	2,011	182.8
1987	Johnny Bailey, Tex. A&M-Kingsville.....	So.	10	217	1,598	159.8
1988	Johnny Bailey, Tex. A&M-Kingsville.....	Jr.	10	229	1,442	144.2
1989	Kevin Mitchell, Saginaw Valley.....	Jr.	8	236	1,460	182.5
1990	David Jones, Chadron St.	Sr.	10	225	1,570	157.0
1991	Quincy Tillmon, Emporia St.	So.	9	259	1,544	171.6
1992	Roger Graham, New Haven.....	So.	10	200	1,717	171.7
1993	Keith Higdon, Cheyney.....	Sr.	10	330	1,742	174.2
1994	Leonard Davis, Lenoir-Rhyne.....	Sr.	9	216	1,559	173.2
1995	Richard Huntley, Winston-Salem.....	Sr.	10	273	1,889	188.9
1996	Jarrett Anderson, Truman.....	Sr.	11	321	2,140	194.5
1997	Anthony Gray, Western N.M.	Jr.	10	277	2,220	*222.0
1998	Brian Shay, Emporia St.	Sr.	11	293	2,265	205.9
1999	Kavin Gailliard, American Int'l.....	Sr.	12	320	*2,653	221.1
2000	Dalevon Smith, Shepherd.....	Sr.	9	229	1,495	166.1
2001	Ian Smart, C.W. Post.....	Jr.	12	308	2,536	211.3
2002	Ian Smart, C.W. Post.....	Sr.	12	287	2,023	168.6
2003	Justin Kamrad, Neb.-Omaha.....	Sr.	11	293	1,866	169.6
2004	Danny Woodhead, Chadron St.	Fr.	10	284	1,840	184.0
2005	Jamar Brittingham, Bloomsburg.....	So.	12	316	2,260	188.3

*Record.

Passing

CAREER PASSING EFFICIENCY

(Minimum 375 Completions)

Player, Team	Years	Att.	Cmp.	Int.	Pct.	Yards	TD	Pts.
Dusty Bonner, Valdosta St.	2000-01	754	548	14	*.727	7,121	97	190.8
J.T. O'Sullivan, UC Davis.....	1998-01	808	510	32	.631	8,143	72	169.3
Wilkie Perez, Glenville St.	1997-98	567	376	17	.663	5,240	50	167.0
Wesley Borschner, South Dakota.....	2002-05	673	415	18	.617	6,240	64	165.6
Corte McGuffey, Northern Colo.	1996-99	768	484	23	.630	6,975	75	165.6
Curt Anes, Grand Valley St.	1999-02	1,186	741	27	.625	10,581	114	164.6
Chris Petersen, UC Davis.....	1985-86	553	385	13	.696	4,988	39	164.0
Justin Coleman, Neb.-Kearney.....	1997-00	1,193	706	42	.592	11,213	99	158.5
Will Hall, North Ala.	2002-03	693	471	21	.680	6,166	42	156.7
Josh Lamberson, Northwest Mo. St.	2002-05	873	575	23	.659	7,365	65	156.0

Player, Team	Years	Att.	Cmp.	Int.	Pct.	Yards	TD	Pts.
Rick Hebert, American Int'l	1996-99	699	423	16	.605	5,990	55	153.9
Chris Hatcher, Valdosta St.	1991-94	1,451	1,001	38	†.690	10,878	116	+153.1
Jim McMillan, Boise St.	1971-74	640	382	29	.597	5,508	58	152.8
Brian Eyeran, Indiana (Pa.)	1999-02	837	467	32	.558	7,409	76	152.5
Chris Greisen, Northwest Mo. St.	1995-98	653	379	22	.580	5,741	51	150.9
Jack Hull, Grand Valley St.	1988-91	835	485	22	.581	7,120	64	149.7
Scott Otis, Glenville St.	1994-95	693	421	21	.608	5,563	56	148.8
Jesse Showerda, New Haven	1993-96	675	402	15	.596	5,175	57	147.4
Grady Benton, West Tex. A&M	1994-95	686	421	22	.614	5,618	49	147.3
Todd Cunningham, Presbyterian	1998-01	1,376	834	47	.606	10,937	111	147.2
Drew Folmar, Millersville	1997-00	1,241	760	34	.612	9,903	91	147.0
Marc Eddy, Bentley	2001-04	1,391	785	44	.564	11,035	*121	145.5
Brian Masek, Neb.-Omaha	2002-05	879	500	32	.569	7,155	70	144.3
Bruce Upstill, Col. of Emporia	1960-63	769	438	36	.570	6,935	48	144.0
Jarrold DeGeorgia, Wayne St. (Neb.)	1995-96	645	428	18	.664	5,161	31	143.9
Eric Miller, Bloomsburg	1997-00	915	527	37	.576	7,474	70	143.4
Jeff Fox, Grand Valley St.	1995-98	1,031	626	22	.607	8,197	62	143.1
Chris Gicking, Shippensburg	1998-00	778	404	20	.519	6,365	65	143.1
Lance Funderburk, Valdosta St.	1993-96	1,054	689	23	.654	7,698	64	142.4
George Bork, Northern Ill.	1960-63	902	577	33	.640	6,782	60	141.8

*Record. †Record for minimum 1,000 attempts. +Record for minimum 750 completions.

SEASON PASSING EFFICIENCY

(Minimum 15 Attempts Per Game)

Player, Team	Year	G	Att.	Cmp.	Int.	Pct.	Yards	TD	Pts.
Curt Anes, Grand Valley St.	†2001	10	271	189	3	.697	3,086	48	+221.6
Wesley Beschorner, South Dakota	†2005	11	255	172	4	.675	3,049	39	215.2
Boyd Crawford, Albertson	†1953	8	120	72	6	.600	1,462	21	210.1
Dusty Bonner, Valdosta St.	2001	11	319	231	8	.724	3,214	43	†196.5
J.T. O'Sullivan, UC Davis	†2000	9	226	141	7	.623	2,648	25	191.1
Chuck Green, Wittenberg	†1963	9	182	114	8	.626	2,181	19	189.0
Jayson Merrill, Western St.	†1991	10	309	195	11	.631	3,484	35	188.1
Rick Hebert, American Int'l	†1999	12	234	166	4	.709	2,351	25	187.2
Dusty Bonner, Valdosta St.	2000	11	435	317	6	.728	3,907	*54	186.5
Jim Feely, Johns Hopkins	†1967	7	110	69	5	.627	1,264	12	186.2
Jimmy Terwilliger, East Stroudsburg	2005	14	424	262	11	.618	4,571	50	186.1
John Charles, Portland St.	1991	11	247	147	7	.595	2,619	32	185.7
Steve Smith, Western St.	†1992	10	271	180	5	.664	2,719	30	183.5
Jim Peterson, Hanover	†1948	8	125	81	12	.648	1,571	12	182.9
John Wristen, Colorado St.-Pueblo	†1982	8	121	68	2	.562	1,358	13	182.6
Travis Miles, Northwest Mo. St.	2000	11	248	155	7	.625	2,723	25	182.4
John Charles, Portland St.	1992	8	263	179	7	.681	2,770	24	181.3
Richard Basil, Savannah St.	†1989	9	211	120	7	.569	2,148	29	181.1
Chris Hatcher, Valdosta St.	†1994	11	430	321	9	*.747	3,591	50	179.0
Wilkie Perez, Glenville St.	†1997	11	425	280	12	.658	4,189	45	178.0
Toby Korrodi, Central Mo. St.	2005	10	240	179	2	.746	2,066	23	176.9
Curt Anes, Grand Valley St.	†2002	14	414	278	6	.671	3,692	47	176.6
Jim Cahoon, Ripon	†1964	8	127	74	7	.583	1,206	19	176.4
Ken Suhl, New Haven	1992	10	239	148	5	.619	2,336	26	175.7
Brian Eyeran, Indiana (Pa.)	2002	12	290	173	7	.597	2,724	36	174.7

*Record. †National champion. +Record for minimum 100 completions. ‡Record for minimum 200 completions.

CAREER YARDS PER GAME

(Minimum 4,500 Yards)

Player, Team	Years	G	Att.	Cmp.	Int.	Pct.	Yards	TD	Avg.
Dusty Bonner, Valdosta St.	2000-01	22	754	548	14	*.727	7,121	97	323.7
Grady Benton, West Tex. A&M	1994-95	18	686	421	22	.614	5,618	49	312.1
Wilkie Perez, Glenville St.	1997-98	17	567	376	17	.663	5,240	50	308.2
Tim Von Dulm, Portland St.	1969-70	20	924	500	41	.541	5,967	51	298.4
Marty Washington, West Ala.	1992-93	17	690	379	25	.549	5,018	40	295.2
Evan Gray, Mo.-Rolla	2003-05	19	873	493	32	.565	5,596	59	294.5
Jayson Merrill, Western St.	1990-91	20	580	328	25	.566	5,830	56	291.5
Jarrold DeGeorgia, Wayne St. (Neb.)	1995-96	18	645	428	18	.664	5,161	31	286.7
John Charles, Portland St.	1991-92	19	510	326	14	.639	5,389	56	283.6
J.T. O'Sullivan, UC Davis	1998-01	29	808	510	32	.631	8,143	72	280.8
Todd Cunningham, Presbyterian	1998-01	39	1,376	834	47	.606	10,937	111	280.4
Chris Hatcher, Valdosta St.	1991-94	39	1,451	1,001	38	†.690	10,878	116	278.9
Scott Otis, Glenville St.	1994-95	20	693	421	21	.608	5,563	56	278.2
Joey Conrad, Glenville St.	2002-05	43	1,655	954	58	.576	*11,884	104	276.4
June Jones, Portland St.	1975-76	21	658	375	34	.570	5,798	41	276.1
Jermaine Whitaker, N.M. Highlands	1992-94	31	1,150	625	45	.543	8,532	71	275.2
Justin Coleman, Neb.-Kearney	1997-00	41	1,193	706	42	.592	11,213	99	273.5
Andrew Webb, Fort Lewis	2000-03	43	*1,898	*1,007	66	.531	11,742	82	273.1
Steve Wray, Franklin	1979, 81-82	26	1,070	511	40	.478	7,019	56	270.0
Pat Graham, Augustana (S.D.)	1995-96	21	820	469	26	.572	5,636	43	268.4
Earl Harvey, N.C. Central	1985-88	40	1,442	690	81	.479	10,621	86	265.5
Chris Hegg, Truman	1984-85	20	771	410	32	.532	5,306	44	265.3
Brad Norris, Adams St.	1998-99	20	653	327	18	.501	5,171	44	258.6
Pat Brennan, Franklin	1981-84	30	1,123	535	62	.476	7,717	53	257.2
Jay McClucas, New Haven	1989-90	20	699	370	30	.529	5,139	37	257.0
Will Hall, North Ala.	2002-03	24	693	471	21	.680	6,166	42	256.9
Lance Funderburk, Valdosta St.	1993-96	30	1,054	689	23	.654	7,698	64	256.6
Matt McCarthy, Ferris St.	1996-99	32	1,077	620	26	.576	8,174	64	255.4

Player, Team	Years	G	Att.	Cmp.	Int.	Pct.	Yards	TD	Avg.
Marc Eddy, Bentley	2001-04	44	1,391	785	44	.564	11,035	*121	250.8
Troy Mait, Wayne St. (Neb.)	1991-92	20	757	437	37	.577	5,003	25	250.2

*Record. †Record for minimum 1,000 attempts.

SEASON YARDS PER GAME

Player, Team	Year	G	Att.	Cmp.	Int.	Pct.	Yards	TD	Avg.
Grady Benton, West Tex. A&M	1994	9	409	258	13	.631	3,541	30	393.4
Damian Poalucci, East Stroudsburg	1996	10	393	214	13	.545	3,831	40	383.1
Marty Washington, West Ala.	1993	8	404	221	13	.547	3,062	26	382.8
Wilkie Perez, Glenville St.	†1997	11	425	280	12	.658	4,189	45	380.8
Perry Klein, C.W. Post	1993	10	407	248	18	.609	3,757	38	375.7
Andrew Webb, Fort Lewis	2002	11	529	317	13	.599	4,109	37	373.5
Brett Salisbury, Wayne St. (Neb.)	1993	10	395	276	14	.699	3,729	29	372.9
Alfred Montez, Western N.M.	1994	6	231	133	7	.576	2,182	18	363.7
Chad Frieauf, Colorado Mines	2004	13	516	*384	11	†.744	*4,646	39	357.4
Dusty Bonner, Valdosta St.	2000	11	435	317	6	.728	3,907	*54	355.2
Bob Toledo, San Fran. St.	1967	10	396	211	24	.533	3,513	45	351.3
Todd Cunningham, Presbyterian	2001	11	531	335	14	.631	3,860	36	350.9
Pat Brennan, Franklin	1983	10	458	226	30	.493	3,491	25	349.1
Jayson Merrill, Western St.	†1991	10	309	195	11	.631	3,484	35	348.4
John Charles, Portland St.	1992	8	263	179	7	.681	2,770	24	346.3
Derek Maupin, West Tex. A&M	2004	10	523	329	12	.629	3,461	19	346.1
Rod Smith, Glenville St.	1996	10	409	249	14	.609	3,455	29	345.5
Dalton Bell, West Tex. A&M	2005	11	454	311	13	.685	3,799	30	345.4
Aaron Sparrow, Norfolk St.	1995	10	409	238	14	.581	3,434	32	343.4
George Bork, Northern Ill.	†1963	9	374	244	12	.652	3,077	32	341.9
Chris Hegg, Truman	†1985	11	503	284	20	.565	3,741	32	340.1
Lance Funderburk, Valdosta St.	1996	11	459	300	10	.654	3,732	35	339.3
Jed Drenning, Glenville St.	1993	10	390	244	12	.626	3,391	25	339.1
Jarrrod DeGeorgia, Wayne St. (Neb.)	1996	10	420	286	12	.681	3,388	19	338.8
Lance Funderburk, Valdosta St.	1995	11	544	356	12	.654	3,706	26	336.9

*Record. †Record for minimum 500 attempts. ‡National pass-efficiency champion.


CAREER YARDS

Player, Team	Years	Att.	Cmp.	Int.	Pct.	Yards	TD
Joey Conrad, Glenville St.	2002-05	1,655	954	58	.576	11,884	104
Andrew Webb, Fort Lewis	2000-03	*1,898	*1,007	66	.531	11,742	82
‡Jimmy Terwilliger, East Stroudsburg	2003-05	1,135	684	29	.603	11,384	113
Justin Coleman, Neb.-Kearney	1997-00	1,193	706	42	.592	11,213	99
Marc Eddy, Bentley	2001-04	1,391	785	44	.564	11,035	*121
Todd Cunningham, Presbyterian	1998-01	1,376	834	47	.606	10,937	111
Chris Hatcher, Valdosta St.	1991-94	1,451	1,001	38	†.690	10,878	116
Bob McLaughlin, Lock Haven	1992-95	1,719	910	*88	.529	10,640	60
Earl Harvey, N.C. Central	1985-88	1,442	690	81	.479	10,621	86
Curt Anes, Grand Valley St.	1999-02	1,186	741	27	.625	10,581	114
‡Scott Eyster, Delta St.	\$2002-05	1,155	703	30	.609	9,961	80
John Craven, Gardner-Webb	1991-94	1,535	828	82	.539	9,934	80
Drew Folmar, Millersville	1997-00	1,241	760	34	.612	9,903	91
Vernon Buck, Wingate	1991-94	1,393	728	61	.523	9,884	72
Thad Trujillo, Fort Lewis	1991-94	1,455	760	57	.522	9,873	78
Jarrrod Furgason, Fairmont St.	\$1993-97	1,392	798	44	.573	9,856	101
Kasey Waterman, Mo. Western St.	1998-01	1,273	714	57	.561	9,846	95
Mike Mitros, West Chester	1996-99	1,402	819	48	.584	9,834	94
Keith Heckendorf, St. Cloud St.	2000-03	1,307	761	46	.582	9,695	101
Eric DeGraff, Augustana (S.D.)	1997-00	1,360	813	51	.598	9,503	69
Rob Tomlinson, Cal St. Chico	1988-91	1,328	748	43	.563	9,434	52
James McNear, Concordia-St. Paul	2002-05	1,215	691	33	.569	9,424	68
John Hebbgen, Minn. St. Mankato	1993-96	1,268	727	38	.573	9,410	71
Trevor Moon, Chadron St.	1995-98	1,241	635	36	.512	9,333	63
Antonio Hawkins, Virginia St.	1997-00	1,212	651	56	.537	9,217	68
Eric Howe, Truman	1998-01	1,203	687	51	.571	9,097	70
Andy Breault, Kutztown	1989-92	1,259	733	63	.582	9,096	86
Zak Hill, Central Wash.	2000-03	1,210	728	42	.602	8,869	76
Aaron Sparrow, Norfolk St.	1992-95	1,117	615	38	.551	8,758	79
Ricky Fritz, Minn. Duluth	\$1998-02	1,090	547	53	.502	8,711	90

*Record. †Record for minimum 1,000 attempts. ‡Active player. \$See Page 10 for explanation.

SEASON YARDS

Player, Team	Year	G	Att.	Cmp.	Int.	Pct.	Yards	TD
Chad Frieauf, Colorado Mines	2004	13	516	*384	11	†.744	4,646	39
Jimmy Terwilliger, East Stroudsburg	2005	14	424	262	11	.618	4,571	50
Wilkie Perez, Glenville St.	†1997	11	425	280	12	.658	4,189	45
Andrew Webb, Fort Lewis	2002	11	529	317	13	.599	4,109	37
Dusty Bonner, Valdosta St.	2000	11	435	317	6	.728	3,907	*54
Todd Cunningham, Presbyterian	2001	11	531	335	14	.631	3,860	36
Damian Poalucci, East Stroudsburg	1996	10	393	214	13	.545	3,831	40
Jimmy Terwilliger, East Stroudsburg	†2004	12	362	222	11	.613	3,826	33
Buster Faulkner, Valdosta St.	2002	15	502	326	17	.649	3,821	41
Dalton Bell, West Tex. A&M	2005	11	454	311	13	.685	3,799	30
Josh Lamberson, Northwest Mo. St.	2005	15	486	324	9	.667	3,766	33
Perry Klein, C.W. Post	1993	10	407	248	18	.609	3,757	38
Chris Hegg, Truman	1985	11	503	284	20	.565	3,741	32



Delta State quarterback Scott Eyster enters his final season in 11th place in Division II career total offense with 9,961 yards.

Delta State Sports Information

Player, Team	Year	G	Att.	Cmp.	Int.	Pct.	Yards	TD
Lance Funderburk, Valdosta St.	1996	11	459	300	10	.654	3,732	35
Brett Salisbury, Wayne St. (Neb.)	1993	10	395	276	14	.699	3,729	29
Lance Funderburk, Valdosta St.	1995	11	544	356	12	.654	3,706	26
Joey Conrad, Glenville St.	2005	11	439	288	13	.656	3,696	33
Curt Anes, Grand Valley St.	†2002	14	414	278	6	.671	3,692	47
Tod Mayfield, West Tex. A&M	1986	11	515	317	20	.616	3,664	31
Chris Hatcher, Valdosta St.	1993	11	471	335	11	.711	3,651	37
Cory Allred, Ark.-Monticello	2003	11	456	260	12	.570	3,606	33
Chris Hatcher, Valdosta St.	†1994	11	430	321	9	#.747	3,591	50
Evan Gray, Mo.-Rolla	2005	11	525	302	9	.575	3,583	39
John McMenamin, Northwest Mo. St.	2002	13	491	296	12	.603	3,583	28
Cliff Watkins, Tarleton St.	2003	12	437	265	11	.606	3,547	29

*Record. †Record for minimum 500 attempts. #Record for minimum 250 attempts. †National pass-efficiency champion.

CAREER TOUCHDOWN PASSES

Player, Team	Years	Att.	Cmp.	Int.	Pct.	Yds.	TD
Marc Eddy, Bentley	2001-04	1,391	785	44	.564	11,035	121
Chris Hatcher, Valdosta St.	1991-94	1,451	1,001	38	‡.690	10,878	116
Curt Anes, Grand Valley St.	1999-02	1,186	741	27	.625	10,581	114
‡Jimmy Terwilliger, East Stroudsburg	2003-05	1,135	684	29	.603	11,384	113
Todd Cunningham, Presbyterian	1998-01	1,376	834	47	.606	10,937	111
Joey Conrad, Glenville St.	2002-05	1,655	954	58	.576	*11,884	104
Keith Heckendorf, St. Cloud St.	2000-03	1,307	761	46	.582	9,695	101
Jarrold Furgason, Fairmont St.	\$1993-97	1,392	798	44	.573	9,856	101
Justin Coleman, Neb.-Kearney	1997-00	1,193	706	42	.592	11,213	99
Dusty Bonner, Valdosta St.	2000-01	754	548	14	*.727	7,121	97
Kasey Waterman, Mo. Western St.	1998-01	1,273	714	57	.561	9,846	95
Mike Mitros, West Chester	1996-99	1,402	819	48	.584	9,834	94
Drew Folmar, Millersville	1997-00	1,241	760	34	.612	9,903	91
Ricky Fritz, Minn. Duluth	\$1998-02	1,090	547	53	.502	8,711	90
Maurice Heard, Tuskegee	1988-91	1,134	556	54	.490	8,434	87
Earl Harvey, N.C. Central	1985-88	1,442	690	82	.479	10,621	86
Andy Breault, Kutztown	1989-92	1,259	733	63	.582	9,086	86
Rex Lambert, Abilene Christian	1984-86, 93	1,133	595	44	.525	7,934	84
Andrew Webb, Fort Lewis	2000-03	*1,898	*1,007	66	.531	11,742	82
Dave MacDonald, West Chester	1991-94	1,123	604	46	.538	8,449	82
‡Scott Eyster, Delta St.	\$2002-05	1,155	703	30	.609	9,961	80
John Craven, Gardner-Webb	1991-94	1,535	828	82	.539	9,934	80

*Record. †Record for minimum 1,000 attempts. ‡Active player. \$See Page 10 for explanation.

SEASON TOUCHDOWN PASSES

Player, Team	Year	Att.	Cmp.	Int.	Pct.	Yds.	TD
Dusty Bonner, Valdosta St.	2000	435	317	6	.728	3,907	54
Jimmy Terwilliger, East Stroudsburg	2005	424	262	11	.618	4,571	50
Chris Hatcher, Valdosta St.	†1994	430	321	9	#.747	3,591	50
Curt Anes, Grand Valley St.	†2001	271	189	3	.697	3,086	48
Curt Anes, Grand Valley St.	†2002	414	278	6	.671	3,692	47
Wilkie Perez, Glenville St.	†1997	425	280	12	.658	4,189	45
Bob Toledo, San Fran. St.	1967	396	211	24	.533	3,513	45
Dusty Bonner, Valdosta St.	2001	319	231	8	.724	3,214	43
Buster Faulkner, Valdosta St.	2002	502	326	17	.649	3,821	41
Damian Poalucci, East Stroudsburg	1996	393	214	13	.545	3,831	40
Wesley Beschoner, South Dakota	†2005	255	172	4	.675	3,049	39
Evan Gray, Mo.-Rolla	2005	525	302	9	.575	3,583	39
Chad Frieauf, Colorado Mines	2004	516	*384	11	‡.744	*4,646	39
Perry Klein, C.W. Post	1993	407	248	18	.609	3,757	38
Andrew Webb, Fort Lewis	2002	529	317	13	.599	4,109	37
Keith Heckendorf, St. Cloud St.	2002	349	203	12	.582	2,817	37
Chris Hatcher, Valdosta St.	1993	471	335	11	.711	3,651	37
Andy Breault, Kutztown	1991	360	225	20	.625	2,927	37
Marc Eddy, Bentley	2003	390	231	11	.592	3,051	36
Tobi Korrodi, Northern St.	2003	428	225	15	.526	3,528	36
Brian Eyeran, Indiana (Pa.)	2002	290	173	7	.597	2,724	36
Todd Cunningham, Presbyterian	2001	531	335	14	.631	3,860	36
Marcus Golden, Neb.-Kearney	2005	408	256	14	.627	3,381	35
Lance Funderburk, Valdosta St.	1996	459	300	10	.654	3,732	35
Jarrold Furgason, Fairmont St.	1995	349	222	8	.636	2,696	35
Dave MacDonald, West Chester	1994	458	251	18	.548	3,308	35
Jason Merrill, Western St.	1991	309	195	11	.631	3,484	35

*Record. †Record for minimum 500 attempts. ‡Record for minimum 250 attempts. †National pass-efficiency champion.

SINGLE-GAME YARDS

Yds.	Player, Team (Opponent)	Date
645	Matt Kohn, Indianapolis (Michigan Tech)	Sept. 20, 2003
642	Wilkie Perez, Glenville St. (Concord)	Oct. 25, 1997
638	Andrew Webb, Fort Lewis (Mesa St.)	Nov. 16, 2002
616	Damian Poalucci, East Stroudsburg (Mansfield)	Nov. 2, 1996
614	Alfred Montez, Western N.M. (West Tex. A&M)	Oct. 8, 1994
614	Perry Klein, C.W. Post (Salisbury)	Nov. 6, 1993
613	Jayce Goree, Glenville St. (Concord)	Oct. 24, 1998
599	Jarrold DeGeorgia, Wayne St. (Neb.) (Drake)	Nov. 9, 1996

Yds.	Player, Team (Opponent)	Date
592	John Charles, Portland St. (Cal Poly)	Nov. 16, 1991
581	Shawn Eisenreich, Chadron St. (Fort Lewis)	Oct. 4, 2003
579	Chris Reil, Henderson St. (Arkansas Tech)	Oct. 28, 2000
568	Scott Otis, Glenville St. (West Va. Wesleyan)	Oct. 15, 1994
568	Bob Toledo, San Fran. St. (Cal St. East Bay)	Oct. 21, 1967
564	Pat Graham, Augustana (S.D.) (Minn. St. Mankato)	Oct. 28, 1995
560	Andrew Webb, Fort Lewis (Western N.M.)	Nov. 2, 2002

SINGLE-GAME ATTEMPTS

No.	Player, Team (Opponent)	Date
76	Evan Gray, Mo.-Rolla (Mo. Western St.)	Nov. 15, 2003
76	Jarrod DeGeorgia, Wayne St. (Neb.) (Drake)	Nov. 9, 1996
74	Jamie Sander, N.M. Highlands (Neb.-Kearney)	Nov. 9, 1996
74	Jermaine Whitaker, N.M. Highlands (Western St.)	Nov. 5, 1994
73	Josh Aliveto, Concord (Fairmont St.)	Oct. 27, 2001
72	Kurt Otto, North Dakota (Tex. A&M-Kingsville)	Sept. 13, 1986
72	Kaipo Spencer, Santa Clara (Portland St.)	Oct. 11, 1975
72	Joe Stetser, Cal St. Chico (Oregon Tech)	Sept. 23, 1967
71	Mac McArdle, Mercyhurst (Michigan Tech)	Sept. 9, 2000
71	Pat Brennan, Franklin (Ashland)	Nov. 3, 1984

SINGLE-GAME COMPLETIONS

No.	Player, Team (Opponent)	Date
56	Jarrod DeGeorgia, Wayne St. (Neb.) (Drake)	Nov. 9, 1996
50	Todd Cunningham, Presbyterian (Tusculum)	Nov. 3, 2001
47	Evan Gray, Mo.-Rolla (Mo. Western St.)	Nov. 15, 2003
45	Chad Frieauf, Colorado Mines (Pittsburg St.)	Nov. 20, 2004
45	Joey Conrad, Glenville St. (Shepherd)	Oct. 9, 2004
45	Andrew Webb, Fort Lewis (Neb.-Kearney)	Oct. 12, 2001
45	Chris Hatcher, Valdosta St. (Mississippi Col.)	Oct. 23, 1993
45	Chris Hatcher, Valdosta St. (West Ga.)	Oct. 16, 1993
44	Evan Gray, Mo.-Rolla (Morehead St.)	Nov. 5, 2005
44	Wilkie Perez, Glenville St. (Concord)	Oct. 25, 1997
44	Tom Bonds, Cal Lutheran (St. Mary's [Cal.])	Nov. 22, 1986
43	Chad Frieauf, Colorado Mines (Midwestern St.)	Nov. 13, 2004
43	Derek Maupin, West Tex. A&M (Angelo St.)	Oct. 23, 2004
43	Derek Maupin, West Tex. A&M (Tex. A&M-Commerce)	Oct. 18, 2003
43	Dusty Bonner, Valdosta St. (Delta St.)	Oct. 7, 2000
43	George Bork, Northern Ill. (Central Mich.)	Nov. 9, 1963

**ALL-TIME BEST RECORDS BY A STARTING QUARTERBACK
(Minimum 25 starts)**

Name, Team	Years	Starting Record#	Winning Pct.
Cody Gross, North Ala.	1992-95	41-20	.953
Jay Padden, Pittsburg St.	1988-90	35-30	.921
Jeff Moreland, Pittsburg St.	1991, 94-95	30-22	.912
Tony Aliucci, Indiana (Pa.)	1989-91	35-50	.875
Corte McGuffey, Northern Colo.	1997-99	33-50	.868
Leonard Guyton, Carson-Newman	\$1998-02	38-60	.864
Brian Hutchins, Pittsburg St.	1991-93	27-50	.844
Neal Philpot, Pittsburg St.	2001-04	38-80	.826
Adam Pendergrass, Southern Ark.	1997-99	25-60	.806
Brian Eyerman, Indiana (Pa.)	1999-02	32-90	.780

#Ties are counted as half won, half lost. \$See Page 10 for explanation.

ANNUAL CHAMPIONS

Year	Player, Team	Class	Att.	Cmp.	Int.	Pct.	Yds.	TD
1946	Hank Caver, Presbyterian	Sr.	128	59	13	.461	790	7
1947	James Batchelor, Tex. A&M-Commerce	Sr.	184	94	10	.511	1,114	9
1948	Sam Gary, Swarthmore	Jr.	153	93	11	.608	1,218	16
1949	Sam McGowan, New Mexico St.	Sr.	219	112	22	.511	1,712	12
1950	Andy MacDonald, Central Mich.	Jr.	200	109	12	.545	1,577	15
1951	Andy MacDonald, Central Mich.	Sr.	183	114	7	.623	1,560	12
1952	Wes Bair, Illinois St.	So.	242	135	18	.558	1,375	14
1953	Pence Dacus, Texas St.	Sr.	207	113	10	.546	1,654	11
1954	Tommy Egan, Brandeis	Sr.	144	87	8	.604	1,050	11
1955	Jerry Foley, Hamline	Fr.	167	87	8	.521	1,034	6
1956	James Stehlin, Brandeis	Sr.	206	116	11	.563	1,155	6
1957	Jay Roelen, Pepperdine	Sr.	214	106	16	.495	1,428	13
1958	Stan Jackson, Cal Poly Pomona	Sr.	256	123	14	.480	1,994	16
1959	Gary Campbell, Whittier	Sr.	183	111	4	.607	1,717	12
1960	Denny Spurlock, Whitworth	Jr.	257	135	16	.525	1,892	14
1961	Tom Gryzwinski, Defiance	Jr.	258	127	17	.492	1,684	14
1962	George Bork, Northern Ill.	Jr.	356	232	11	.652	2,506	22
1963	George Bork, Northern Ill.	Sr.	374	244	12	.652	3,077	32
1964	Jerry Bishop, Austin	Jr.	300	182	16	.607	2,246	17
1965	Bob Caress, Bradley	Sr.	393	210	21	.534	2,167	24
1966	Paul Krause, Dubuque	Sr.	318	179	22	.563	2,210	16
1967	Joe Stetser, Cal St. Chico	Sr.	464	220	*32	.474	2,446	14
1968	Jim Lindsey, Abilene Christian	So.	396	204	19	.515	2,717	18
1969	Tim Von Dulm, Portland St.	Jr.	434	241	18	.555	2,926	26

Beginning in 1970, ranked on per-game (instead of total) completions

Year	Player, Team	Class	G	Att.	Cmp.	Avg.	Int.	Pct.	Yds.	TD
1970	Tim Von Dulm, Portland St.	Sr.	10	490	259	25.9	23	.529	3,041	25
1971	Bob Baron, Rensselaer	Sr.	9	302	168	18.7	13	.556	2,105	15
1972	Bob Biggs, UC Davis	Sr.	9	327	186	20.7	16	.569	2,291	1
1973	Kim McQuilken, Lehigh	Sr.	11	326	196	17.8	13	.601	2,603	19
1974	Jim McMillan, Boise St.	Sr.	10	313	192	19.2	15	.613	2,900	13
1975	Dan Hayes, UC Riverside	Sr.	10	316	171	17.1	20	.541	2,215	21
1976	June Jones, Portland St.	Sr.	11	423	238	21.6	24	.563	3,518	2
1977	Ed Schultz, Minn. St. Moorhead	Sr.	10	304	187	18.7	16	.615	1,943	21
1978	Jeff Knapple, Northern Colo.	Sr.	10	349	178	17.8	21	.510	2,191	16

Beginning in 1979, ranked on passing efficiency rating points (instead of per-game completions)

Year	Player, Team	Class	G	Att.	Cmp.	Int.	Pct.	Yds.	TD	Pts.
1979	Dave Alfaro, Santa Clara	Jr.	9	168	110	9	.655	1,721	13	166.3
1980	Willie Tullis, Troy	Sr.	10	203	108	8	.532	1,880	15	147.5
1981	Steve Michuta, Grand Valley St.	Sr.	8	173	114	11	.659	1,702	17	168.3
1982	John Wristen, Colorado St.-Pueblo	Jr.	8	121	68	2	.562	1,358	13	182.6
1983	Kevin Parker, Fort Valley St.	Jr.	9	168	87	8	.518	1,539	18	154.6
1984	Brian Quinn, Northwest Mo. St.	Sr.	10	178	96	2	.539	1,561	14	151.3
1985	Chris Petersen, UC Davis	Jr.	10	242	167	6	.690	2,366	17	169.4
1986	Chris Petersen, UC Davis	Sr.	10	311	218	7	.701	2,622	22	159.7
1987	Dave Biondo, Ashland	Jr.	10	177	95	11	.537	1,828	14	154.1
1988	Al Niemela, West Chester	Sr.	10	217	138	9	.636	1,932	21	162.0
1989	Richard Basil, Savannah St.	Sr.	9	211	120	7	.569	2,148	29	181.1
1990	Tony Aliucci, Indiana (Pa.)	Jr.	10	181	111	10	.613	1,801	21	172.2
1991	Jayson Merrill, Western St.	Sr.	10	309	195	11	.631	3,484	35	188.1
1992	Steve Smith, Western St.	Sr.	10	271	180	5	.664	2,719	30	183.5
1993	James Weir, New Haven	Jr.	10	266	161	1	.605	2,336	31	172.0
1994	Chris Hatcher, Valdosta St.	Sr.	11	430	321	9	#.747	3,591	50	179.0
1995	Shawn Behr, Fort Hays St.	Sr.	11	318	191	6	.600	3,158	31	171.9
1996	Jesse Showerda, New Haven	Sr.	10	300	180	3	.600	2,625	31	165.6
1997	Wilkie Perez, Glenville St.	Jr.	11	425	280	12	.658	4,189	45	178.0
1998	Sleepie Tollie, Northwood	Fr.	10	148	80	7	.540	1,862	18††	190.4
1999	Rick Hebert, American Int'l.	Sr.	12	234	166	4	.709	2,351	25	187.2
2000	J.T. O'Sullivan, UC Davis	Jr.	9	226	141	7	.623	2,648	25	191.1
2001	Curt Anes, Grand Valley St.	Jr.	10	271	189	3	.697	3,086	48	*221.6
2002	Curt Anes, Grand Valley St.	Sr.	14	414	278	6	.671	3,692	47	176.6
2003	Will Hall, North Ala.	Sr.	14	372	267	9	.718	3,531	30	173.3
2004	Jimmy Terwilliger, East Stroudsburg	So.	12	362	222	11	.613	3,826	33	174.1
2005	Wesley Beschorner, South Dakota	Sr.	11	255	172	4	.675	3,049	39	215.2

*Record. †Record for minimum 250 attempts. ††Declared champion; with two more pass attempts (Making 15 per game), both interceptions, still would have the highest efficiency rating (185.2).

ANNUAL PASSING EFFICIENCY LEADERS BEFORE 1979

(Minimum 11 Attempts Per Game)

1948—Jim Peterson, Hanover, 182.9; **1949**—John Ford, Hardin-Simmons, 179.6; **1950**—Edward Ludorf, Trinity (Conn.), 167.8; **1951**—Vic Lesch, Western Ill., 182.4; **1952**—Jim Gray, Tex. A&M-Commerce, 205.5; **1953**—Boyd Crawford, Albertson, *210.1; **1954**—Bill Englehardt, Neb.-Omaha, 170.7; **1955**—Robert Alexander, Trinity (Conn.), 208.7; **1956**—John Costello, Widener, 169.8; **1957**—Doug Maisson, Hillsdale, 200.0; **1958**—Kurt Duecker, Ripon, 161.7; **1959**—Fred Whitmire, Humboldt St., 188.7; **1960**—Larry Cline, Otterbein, 195.2.

(Minimum 15 Attempts Per Game)

Year	Player, Team	G	Att.	Cmp.	Int.	Pct.	Yds.	TD	Pts.
1961	Denny Spurlock, Whitworth	10	189	115	16	.608	1,708	26	165.2
1962	Roy Curry, Jackson St.	10	194	104	8	.536	1,862	15	151.5
1963	Chuck Green, Wittenberg	9	182	114	8	.626	2,181	19	189.0
1964	Jim Cahoon, Ripon	8	127	74	7	.583	1,206	19	176.4
1965	Ed Buzzell, Ottawa	9	238	118	5	.496	2,170	31	165.0
1966	Jim Alcorn, Clarion	9	199	107	4	.538	1,714	24	161.9
1967	Jim Feely, Johns Hopkins	7	110	69	5	.627	1,264	12	186.2
1968	Larry Green, Doane	9	182	97	7	.533	1,592	22	159.0
1969	George Kaplan, Northern Colo.	9	155	92	5	.594	1,396	16	162.6
1970	Gary Wichard, C.W. Post	9	186	100	5	.538	1,527	12	138.6
1971	Peter Mackey, Middlebury	8	180	101	4	.561	1,597	19	161.0
1972	David Hamilton, Fort Valley St.	9	180	99	9	.550	1,571	24	162.3
1973	Jim McMillan, Boise St.	11	179	110	5	.615	1,525	17	158.8
1974	Jim McMillan, Boise St.	10	313	192	15	.613	2,900	33	164.4
1975	Joe Sterrett, Lehigh	11	228	135	13	.592	2,114	22	157.5
1976	Mike Makings, Western St.	10	179	90	6	.503	1,617	14	145.3
1977	Mike Rieker, Lehigh	11	230	137	14	.596	2,431	23	169.2
1978	Mike Moroski, UC Davis	10	205	119	9	.580	1,689	17	145.9

*Record.

Receiving

CAREER RECEPTIONS PER GAME (Minimum 125 Receptions)

Player, Team	Years	G	Rec.	Yards	TD	Rec. PG
Chris George, Glenville St.	1993-94	20	230	3,215	30	11.5
Ed Bell, Idaho St.	1968-69	19	163	2,608	30	8.6
Byron Chamberlain, Wayne St. (Neb.)	1993-94	19	161	1,941	14	8.3
Carlos Ferralls, Glenville St.	1994-97	32	262	3,835	43	8.2
Clarence Coleman, Ferris St.	1998-01	42	*323	*4,983	42	7.7
Jerry Hendren, Idaho	1967-69	30	230	3,435	27	7.7
Gary Garrison, San Diego St.	1964-65	20	148	2,188	26	7.4
Brad Bailey, West Tex. A&M	1992-94	30	221	2,677	22	7.4
Chris Myers, Kenyon	1967-70	35	253	3,897	33	7.2

*Record.

SEASON RECEPTIONS PER GAME

Player, Team	Year	G	Rec.	Yards	TD	Rec. PG
Chris George, Glenville St.	†1993	10	117	*1,876	15	11.7
Chris George, Glenville St.	†1994	10	113	1,339	15	11.3
Brad Bailey, West Tex. A&M	1994	11	*119	1,552	16	10.8
Kevin Ingram, West Chester	†1998	11	115	1,673	21	10.5
Carlos Ferralls, Glenville St.	†1996	8	81	965	6	10.1
Bruce Cerone, Emporia St.	1968	9	91	1,479	15	10.1
Mike Healey, Valparaiso	†1985	10	101	1,279	11	10.1
Sean Pender, Valdosta St.	†1995	11	111	983	2	10.1
Jamal Allen, Fort Lewis	†2001	11	106	1,086	7	9.6
Barry Wagner, Alabama A&M	†1989	11	106	1,812	17	9.6
Ed Bell, Idaho St.	†1969	10	96	1,522	20	9.6
Jerry Hendren, Idaho	1968	9	86	1,457	14	9.6
Dick Hewins, Drake	†1968	10	95	1,316	13	9.5
Matt Holmlund, Augustana (S.D.)	†2000	11	104	1,365	16	9.5
Carlos Ferralls, Glenville St.	†1997	10	94	1,566	19	9.4
Jarett Vito, Emporia St.	1995	10	+94	932	7	9.4
Billy Joe Masters, Evansville	†1987	10	†94	†960	4	†9.4
Joe Dittich, Southwest Minn. St.	†1980	9	83	974	7	9.2
Mark DeBrito, Bentley	†1999	11	101	1,637	19	9.2
Manley Sarnowsky, Drake	†1966	10	92	1,114	7	9.2

*Record. †National champion. ‡Record for a freshman. †Record for a running back.

CAREER RECEPTIONS

Player, Team	Years	Rec.	Yards	TD
Clarence Coleman, Ferris St.	1998-01	323	*4,983	42
Andrew Blakely, Truman	1999-02	300	3,458	22
Jamaica Rector, Northwest Mo. St.	2001-04	289	4,497	38
Brian Potucek, Central Wash.	\$2001-05	283	3,889	33
Dallas Mall, Bentley	2001-04	283	4,347	*78
Matt Holmlund, Augustana (S.D.)	1998-01	282	3,522	35
Damien Hoffman, Minn.-Morris	1997-00	273	3,128	21
Damon Thompson, Virginia St.	1997-00	268	4,387	37
Justin Gallas, Colorado Mines	2002-05	266	3,561	23
Carlos Ferralls, Glenville St.	1994-97	262	3,835	43
Jon Spinoso, Lock Haven	1992-95	261	2,710	12
Chris Myers, Kenyon	1967-70	253	3,897	33
Richie Ross, Neb.-Kearney	2002-05	248	4,882	50
Bruce Cerone, Yankton/Emporia St.	1965-66, 68-69	241	4,354	49
Sean Scott, Millersville	1997-00	240	3,293	27
James Roe, Norfolk St.	1992-95	239	4,468	46
Vincent Mayfield, Northern Mich.	2002-05	238	2,774	19
Mark DeBrito, Bentley	1996-99	238	3,711	41
Bryan McGinty, Lock Haven	1993-96	238	3,100	18
Kevin Ingram, West Chester	1995-96, 98-99	235	3,159	45
Carlton Brewster, Ferris St.	2002-05	234	3,184	25
"Red" Roberts, Austin Peay	1967-70	232	3,005	31
Chris George, Glenville St.	1993-94	230	3,215	30
Jerry Hendren, Idaho	1967-69	230	3,435	27
Mike Lelko, Bloomsburg	1997-00	229	3,151	34
Mike Healey, Valparaiso	1982-85	228	3,212	26
Jarett Vito, Emporia St.	1995-98	226	2,608	25
William Mackall, Tenn.-Martin	1985-88	224	2,488	16
Chris Samp, Winona St.	2001-04	222	4,471	53
David Kircus, Grand Valley St.	1999-02	222	4,124	76
Mike McFetridge, Millersville	1995-98	221	2,778	27
Brad Bailey, West Tex. A&M	1992-94	221	2,677	22

*Record. \$See Page 10 for explanation.

SEASON RECEPTIONS

Player, Team	Year	G	Rec.	Yards	TD
Brad Bailey, West Tex. A&M	1994	11	119	1,552	16
Chris George, Glenville St.	†1993	10	117	*1,876	15
Kevin Ingram, West Chester	†1998	11	115	1,673	21
Chris George, Glenville St.	†1994	10	113	1,339	15
Sean Pender, Valdosta St.	†1995	11	111	983	2
Jamal Allen, Fort Lewis	†2001	11	106	1,086	7
Barry Wagner, Alabama A&M	†1989	11	106	1,812	17
Matt Holmlund, Augustana (S.D.)	†2000	11	104	1,365	16
Mark DeBrito, Bentley	†1999	11	101	1,637	19
Mike Healey, Valparaiso	†1985	10	101	1,279	11
Terrance Banks, Grand Valley St.	2002	14	98	1,170	6
Andre Rector, Northwest Mo. St.	2005	15	97	1,297	11
J.J. Richards, Emporia St.	†2004	11	97	1,166	14
Willis Stattelmann, North Dakota	2003	14	97	1,049	8
Clarence Coleman, Ferris St.	2000	11	97	1,519	15
Andrew Blakely, Truman	†2002	11	96	965	6
Gerald Gales, West Ala.	†2002	11	96	994	4
Ed Bell, Idaho St.	†1969	10	96	1,522	20
Justin Gallas, Colorado Mines	2004	13	95	1,352	10
D.J. Humphries, Presbyterian	2001	11	95	1,340	14
Dick Hewins, Drake	†1968	10	95	1,316	13
Clarence Coleman, Ferris St.	2001	11	94	1,346	12
Carlos Ferralls, Glenville St.	†1997	10	94	1,566	19
Jarett Vito, Emporia St.	1995	10	+94	932	7
Billy Joe Masters, Evansville	†1987	10	†94	†960	4
Stan Carraway, West Tex. A&M	†1986	11	94	1,175	9

*Record. †National champion. ‡Record for a freshman. †Record for a running back.

SINGLE-GAME RECEPTIONS

No.	Player, Team (Opponent)	Date
23	Chris George, Glenville St. (West Va. Wesleyan)	Oct. 15, 1994
23	Barry Wagner, Alabama A&M (Clark Atlanta)	Nov. 4, 1989
21	Kevin Swayne, Wayne St. (Neb.) (Drake)	Nov. 9, 1996
21	Jarett Vito, Emporia St. (Truman)	Nov. 4, 1995
20	Sean Pender, Valdosta St. (Mississippi Col.)	Nov. 4, 1995
20	Keylie Martin, N.M. Highlands (Western St.)	Nov. 5, 1994
20	"Red" Roberts, Austin Peay (Murray St.)	Nov. 8, 1969
19	Preston Cunningham, Southwest Minn. St. (Mo. Western St.)	Sept. 3, 1994
19	Matt Carman, West Ala. (Jacksonville St.)	Nov. 7, 1992
19	Aaron Marsh, Eastern Ky. (Northwood)	Oct. 14, 1967
19	Donnie Pruitt, Emory & Henry (Carson-Newman)	Sept. 23, 1967
19	George LaPorte, Union (N.Y.) (Rensselaer)	Oct. 16, 1965

CAREER TOUCHDOWN RECEPTIONS

Player, Team	Years	G	TD
Dallas Mall, Bentley	2001-04	44	78
David Kircus, Grand Valley St.	1999-02	43	76
Chris Samp, Winona St.	2001-04	49	53
Richie Ross, Neb.-Kearney	2002-05	44	50
Bruce Cerone, Yankton/Emporia St.	1965-66, 68-69	36	49
James Roe, Norfolk St.	1992-95	41	46
Kevin Ingram, West Chester	1995-96, 98-99	39	45
Ben Nelson, St. Cloud St.	1999-02	41	43
Carlos Ferralls, Glenville St.	1994-97	35	43
Clarence Coleman, Ferris St.	1998-01	42	42
Sedrick Robinson, Ky. Wesleyan	1993-96	38	42
Mark DeBrito, Bentley	1996-99	39	41
James Lukowiak, Southern Conn. St.	2002-05	37	40
Shannon Sharpe, Savannah St.	1986-89	42	40
Brian Dolph, Saginaw Valley	1997-00	39	39
Jamaica Rector, Northwest Mo. St.	2001-04	44	38
Tim Battaglia, Minn. Duluth	2000-03	46	38
Robert Clark, N.C. Central	1983-86	40	38
Tony Willis, New Haven	1990-93	40	38
Pierre Brown, Wayne St. (Mich.)	1998-01	37	37
Damon Thompson, Virginia St.	1997-00	38	37
Willie Richardson, Jackson St.	1959-62	38	36

SEASON TOUCHDOWN RECEPTIONS

Player, Team	Year	G	TD
David Kircus, Grand Valley St.	2002	14	35
David Kircus, Grand Valley St.	2001	10	28
Dallas Mall, Bentley	2001	12	24
Evan Prall, East Stroudsburg	2005	14	23
Ben Nelson, St. Cloud St.	2002	11	23
Chris Samp, Winona St.	2004	12	22
Dallas Mall, Bentley	2004	10	21
Vincent Jackson, Northern Colo.	2003	11	21
Kevin Ingram, West Chester	1998	11	21
Chris Perry, Adams St.	1995	10	21

Player, Team	Year	G	TD
Brandon Simmons, West Chester	2004	15	20
Brian Dolph, Saginaw Valley	2000	11	20
Ed Bell, Idaho St.	1969	10	20
Richie Ross, Neb.-Kearney	2005	12	19
Dallas Mall, Bentley	2003	11	19
Tim Battaglia, Minn. Duluth	2002	12	19
Mark DeBrito, Bentley	1999	11	19
Carlos Ferralls, Glenville St.	1997	10	19
Stanley Flanders, Valdosta St.	1994	11	19
Ellis Debrow, Delta St.	2003	11	18
Chris Brewer, Fort Lewis	2002	11	18
Brian Penecale, West Chester	1997	11	18
Jamar Nailor, N.M. Highlands	1996	10	18
Wayne Thomas, Miles	1996	10	18
Jai Hill, Indiana (Pa.)	1990	10	18

CAREER YARDS PER GAME
(Minimum 2,200 yards)

Player, Team	Years	G	Rec.	Yards	Avg.
Chris George, Glenville St.	1993-94	20	230	3,215	160.8
Ed Bell, Idaho St.	1968-69	19	163	2,608	137.3
Bruce Cerone, Yankton/Emporia St.	1965-66, 68-69	36	241	4,354	120.9
Carlos Ferralls, Glenville St.	1994-97	32	262	3,835	119.8
Clarence Coleman, Ferris St.	1998-01	42	*323	*4,983	118.6
Damon Thompson, Virginia St.	1997-00	38	268	4,387	115.4
Jerry Hendren, Idaho	1967-69	30	230	3,435	114.5
Chris Myers, Kenyon	1967-70	35	253	3,897	111.3
Richie Ross, Neb.-Kearney	2002-05	44	248	4,882	111.0
James Roe, Norfolk St.	1992-95	41	239	4,468	109.0

*Record.

SEASON YARDS PER GAME

Player, Team	Year	G	Rec.	Yards	Avg.
Chris George, Glenville St.	↑1993	10	117	*1,876	187.6
Chris Perry, Adams St.	↑1995	10	88	1,719	171.9
Barry Wagner, Alabama A&M	↑1989	11	106	1,812	164.7
Bruce Cerone, Emporia St.	1968	9	91	1,479	164.3
Jerry Hendren, Idaho	↑1969	9	86	1,457	161.9
Carlos Ferralls, Glenville St.	↑1997	10	94	1,566	156.6
Ed Bell, Idaho St.	↑1969	10	96	1,522	152.2
Kevin Ingram, West Chester	↑1998	11	115	1,673	152.1
Damon Thompson, Virginia St.	↑1999	10	90	1,517	151.7
Pierre Brown, Wayne St. (Mich.)	↑2000	10	66	1,492	149.2
Ellis Debrow, Delta St.	↑2003	11	77	1,637	148.8
Mark DeBrito, Bentley	1999	11	101	1,637	148.8
Richie Ross, Neb.-Kearney	2003	10	75	1,482	148.2
James Roe, Norfolk St.	↑1994	10	77	1,454	145.4
Dan Fulton, Neb.-Omaha	1976	11	67	1,581	143.7
Brad Bailey, West Tex. A&M	1994	11	*119	1,552	141.1

*Record. †National champion.

CAREER YARDS

Player, Team	Years	Rec.	Yards	Avg.	TD
Clarence Coleman, Ferris St.	1998-01	*323	4,983	15.4	42
Richie Ross, Neb.-Kearney	2002-05	248	4,882	19.7	50
Jamaica Rector, Northwest Mo. St.	2001-04	289	4,497	15.6	38
Chris Samp, Winona St.	2001-04	222	4,471	20.1	53
James Roe, Norfolk St.	1992-95	239	4,468	18.7	46
Damon Thompson, Virginia St.	1997-00	268	4,387	16.4	37
Bruce Cerone, Yankton/Emporia St.	1965-66, 68-69	241	4,354	18.1	49
Dallas Mall, Bentley	2001-04	283	4,347	15.4	*78
Robert Clark, N.C. Central	1983-86	210	4,231	±20.1	38
David Kircus, Grand Valley St.	1999-02	222	4,142	18.7	76
Chris Myers, Kenyon	1967-70	253	3,897	15.4	33
Brian Potucek, Central Wash.	\$2001-05	283	3,889	13.7	33
Carlos Ferralls, Glenville St.	1994-97	262	3,835	14.6	43
Shannon Sharpe, Savannah St.	1986-89	192	3,744	19.5	40
Tyrone Johnson, Western St.	1990-93	163	3,717	*22.8	35
Mark DeBrito, Bentley	1996-99	238	3,711	15.6	41
Tim Strenfel, East Stroudsburg	2002-05	193	3,696	19.2	34
Tim Battaglia, Minn. Duluth	2000-03	189	3,685	19.5	38
Jeff Tiefenthaler, South Dakota St.	1983-86	173	3,621	20.9	31
Willie Richardson, Jackson St.	1959-62	166	3,616	21.8	36
Johnny Cox, Fort Lewis	1990-93	220	3,611	16.4	33

*Record. †Record for minimum 180 catches. \$See Page 10 for explanation.

SEASON YARDS

Player, Team	Year	Rec.	Yards	Avg.	TD
Chris George, Glenville St.	↑1993	117	1,876	16.0	15
Barry Wagner, Alabama A&M	1989	106	1,812	17.1	17
Evan Prall, East Stroudsburg	2005	88	1,766	20.1	23

Player, Team	Year	Rec.	Yards	Avg.	TD
Chris Perry, Adams St.	↑1995	88	1,719	19.5	21
Kevin Ingram, West Chester	↑1998	115	1,673	14.5	21
Ellis Debrow, Delta St.	↑2003	77	1,637	21.3	18
Mark DeBrito, Bentley	1999	101	1,637	16.2	19
Chris Samp, Winona St.	2004	78	1,587	20.4	22
Dan Fulton, Neb.-Omaha	1976	67	1,581	23.6	16
Carlos Ferralls, Glenville St.	↑1997	94	1,566	16.6	19
Brad Bailey, West Tex. A&M	1994	*119	1,552	13.0	16
Brandon Simmons, West Chester	2004	74	1,534	20.7	20
Jeff Tiefenthaler, South Dakota St.	1986	73	1,534	21.0	11
Ed Bell, Idaho St.	1969	96	1,522	15.9	20
Clarence Coleman, Ferris St.	2000	97	1,519	15.7	15
Damon Thompson, Virginia St.	↑1999	90	1,517	16.9	10
Chad Luttrull, Henderson St.	2000	92	1,505	16.4	14
Rodney Robinson, Gardner-Webb	↑1992	89	1,496	16.8	16
Pierre Brown, Wayne St. (Mich.)	↑2000	66	1,492	22.6	17
Richie Ross, Neb.-Kearney	2003	75	1,482	19.8	11
Bruce Cerone, Emporia St.	1968	91	1,479	16.3	15
Dee Dee Carter, Central Okla.	↑2001	76	1,469	19.3	8
Vincent Jackson, Northern Colo.	2003	66	1,462	22.2	21
Jerry Hendren, Idaho	1968	86	1,457	16.9	14

*Record. †National champion.

SINGLE-GAME YARDS

No.	Player, Team (Opponent)	Date
401	Kevin Ingram, West Chester (Clarion)	Oct. 31, 1998
370	Barry Wagner, Alabama A&M (Clark Atlanta)	Nov. 4, 1989
363	Tom Nettles, San Diego St. (Southern Miss.)	Nov. 9, 1968
354	Robert Clark, N.C. Central (Jackson St.)	Aug. 30, 1986
352	Chad Luttrull, Henderson St. (Arkansas Tech)	Oct. 28, 2000
325	Paul Zaeske, North Park (North Central [Ill.])	Oct. 12, 1968
319	Kyle Henderson, West Ala. (Valdosta St.)	Oct. 26, 2002
317	Richie Ross, Neb.-Kearney (Fort Hays St.)	Nov. 1, 2003
317	Dan Fulton, Neb.-Omaha (South Dakota)	Sept. 4, 1976
310	Mike Collodi, Colorado Mines (Westminster [Utah])	Oct. 3, 1970

ANNUAL CHAMPIONS

Year	Player, Team	Class	Rec.	Yards	TD
1946	Hugh Taylor, Oklahoma City	Jr.	23	457	8
1947	Bill Klein, Hanover	So.	52	648	12
1948	Bill Klein, Hanover	Jr.	43	812	6
1949	Cliff Coggin, Southern Miss.	Sr.	53	1,087	9
1950	Jack Bighead, Pepperdine	Jr.	38	551	6
1951	Jim Steffoff, Kalamazoo	Jr.	45	680	5
1952	Jim McKinzie, Northern Ill.	Sr.	44	703	6
1953	Dick Beetsch, UNI	So.	54	837	9
1954	R.C. Owens, Albertson	Sr.	48	905	7
1955	Dick Donlin, Hamline	Sr.	41	480	2
1956	Tom Rychlec, American Int'l	Sr.	40	353	3
1957	Tom Whitaker, Nevada	Jr.	40	527	4
1958	Bruce Shenk, West Chester	Sr.	39	580	9
1959	Fred Tunnicliffe, UC Santa Barb.	So.	48	1,087	11
1960	Ken Gregory, Whittier	Sr.	74	1,018	4
1961	Marty Baumhower, Defiance	Jr.	57	708	4
1962	Hugh Rohrschneider, Northern Ill.	Jr.	76	795	5
1963	Hugh Rohrschneider, Northern Ill.	Sr.	75	1,036	14
1964	Steve Gilliatt, Parsons	So.	81	984	12
1965	George LaPorte, Union (N.Y.)	Sr.	74	724	5
1966	Manley Sarnovsky, Drake	Sr.	92	1,114	7
1967	Harvey Tanner, Murray St.	Jr.	88	1,019	3
1968	Dick Hewins, Drake	Sr.	95	1,316	13
1969	Ed Bell, Idaho St.	Sr.	96	1,522	20

Beginning in 1970, ranked on per-game (instead of total) catches

Year	Player, Team	Class	G	Rec.	Avg.	Yards	TD
1970	Steve Mahaffey, Wash. & Lee	Sr.	9	74	8.2	897	2
1971	Kalle Kontson, Rensselaer	Sr.	9	69	7.7	1,031	7
1972	Freddie Scott, Amherst	Jr.	8	66	8.3	936	12
1973	Ron Gustafson, North Dakota	Jr.	10	67	6.7	1,210	10
1974	Andy Sanchez, Cal Poly Pomona	Sr.	10	62	6.2	903	0
1975	Butch Johnson, UC Riverside	Sr.	8	67	8.4	1,027	8
1976	Bo Darden, Shaw	So.	9	57	6.3	863	4
1977	Jeff Tesch, Minn. St. Moorhead	Sr.	10	67	6.7	760	9
1978	Mike Chrobot, Butler	Sr.	10	55	5.5	628	5
	Tom Ferguson, Cal St. East Bay	Jr.	10	55	5.5	698	6
	Mark McDaniel, Northern Colo.	Sr.	10	55	5.5	761	6
1979	Robbie Ray, Franklin	Sr.	10	63	6.3	987	3
1980	Joe Dittrich, Southwest Minn. St.	Sr.	9	83	9.2	974	7
1981	Paul Choudek, Southwest Minn. St.	Sr.	10	70	7.0	747	5
1982	Jay Barnett, Evansville	Sr.	10	81	8.1	1,181	12
1983	Perry Kemp, California (Pa.)	Sr.	10	74	7.4	1,101	9
1984	Dan Bogar, Valparaiso	Sr.	10	73	7.3	861	11
1985	Mike Healey, Valparaiso	Sr.	10	101	10.1	1,279	11

Year	Player, Team	Class	G	Rec.	Avg.	Yards	TD
1986	Stan Carraway, West Tex. A&M	Sr.	11	94	8.5	1,175	9
1987	Billy Joe Masters, Evansville	Sr.	10	†94	†9.4	†960	4
1988	Todd Smith, Morningside	Sr.	11	86	7.8	1,006	8
1989	Barry Wagner, Alabama A&M	Sr.	11	106	9.6	1,812	17

Beginning in 1990, ranked on both per-game catches and yards per game.

PER-GAME RECEPTIONS

Year	Player, Team	Class	G	Rec.	Avg.	Yards	TD
1990	Mark Steinmeyer, Kutztown	Jr.	11	86	7.8	940	5
1991	Jesse Lopez, Cal St. East Bay	Sr.	10	86	8.6	861	4
1992	Randy Bartosh, Southwest Baptist	Jr.	8	65	8.1	860	2
1993	Chris George, Glenville St.	Jr.	10	117	*11.7	*1,876	15
1994	Chris George, Glenville St.	Sr.	10	113	11.3	1,339	15
1995	Sean Pender, Valdosta St.	Jr.	11	111	10.1	983	2
1996	Carlos Ferralls, Glenville St.	Jr.	8	81	10.1	965	6
1997	Carlos Ferralls, Glenville St.	Sr.	10	94	9.4	1,566	19
1998	Kevin Ingram, West Chester	Jr.	11	115	10.5	1,673	21
1999	Mark DeBrito, Bentley	Sr.	11	101	9.2	1,637	19
2000	Matt Holmlund, Augustana (S.D.)	Jr.	11	104	9.5	1,365	16
2001	Jamal Allen, Fort Lewis	Jr.	11	106	9.6	1,086	7
2002	Andrew Blakely, Truman	Sr.	11	96	8.7	965	6
	Gerald Gales, West Ala.	Jr.	11	96	8.7	994	4
2003	Kevin Wolcott, Tusculum	Sr.	11	92	8.4	1,159	6
2004	J.J. Richard, Emporia St.	Jr.	11	97	8.8	1,166	14
2005	Justin Gallas, Colorado Mines	Sr.	11	91	8.3	1,199	8

YARDS PER GAME

Year	Player, Team	Class	G	Rec.	Yards	Avg.	TD
1990	Ernest Priester, Edinboro	Sr.	8	45	1,060	132.5	14
1991	Rod Smith, Mo. Southern St.	Jr.	11	60	1,439	130.8	15
1992	Rodney Robinson, Gardner-Webb	Sr.	11	89	1,496	136.0	16
1993	Chris George, Glenville St.	Jr.	10	117	*1,876	*187.6	15
1994	James Roe, Norfolk St.	Jr.	10	77	1,454	145.4	17
1995	Chris Perry, Adams St.	Sr.	10	88	1,719	171.9	21
1996	Ron Lelko, Bloomsburg	Jr.	11	87	1,455	132.3	15
1997	Carlos Ferralls, Glenville St.	Sr.	10	94	1,566	156.6	19
1998	Kevin Ingram, West Chester	Jr.	11	115	1,673	152.1	21
1999	Damon Thompson, Virginia St.	Jr.	10	90	1,517	151.7	10
2000	Pierre Brown, Wayne St. (Mich.)	Jr.	10	66	1,492	149.2	17
2001	Dee Dee Carter, Central Okla.	So.	11	76	1,469	133.6	8
2002	Chris Brewer, Fort Lewis	So.	11	85	1,274	115.8	18
2003	Ellis Debrow, Delta St.	So.	11	77	1,637	148.8	18
2004	Elfreu Quiles, Merrimack	Fr.	10	88	1,406	140.6	14
2005	Brian Hynes, Winona St.	Sr.	11	68	1,420	129.1	17

*Record. †Record for a running back.

Scoring

CAREER POINTS PER GAME

(Minimum 225 Points)

Player, Team	Years	G	TD	Extra Pts. Scored	FG	Pts.	Pt. PG
Antoine Bagwell, California (Pa.)	2004-05	20	45	0	0	270	13.5
Ole Gunderson, St. Olaf	1969-71	27	60	2	0	362	13.4
Leon Burns, Long Beach St.	1969-70	22	47	2	0	284	12.9
Ian Smart, C.W. Post	1999-02	45	*95	0	0	*570	12.7
Brian Shay, Emporia St.	1995-98	44	88	16	0	544	12.4
Billy Johnson, Widener	1971-72	19	39	0	0	234	12.3
Tyrone Morgan, Northern St.	1998-00	30	59	0	0	354	11.8
Rashaan Dumas, Southern Conn. St.	1996-99	37	72	0	0	432	11.7
Dale Mills, Truman	1957-60	36	64	23	0	407	11.3
Kavin Gailliard, American Int'l	1996-99	43	78	8	0	476	11.1
Walter Payton, Jackson St.	1971-74	42	66	53	5	464	11.0
Jeff Bentrim, North Dakota St.	1983-86	35	64	2	0	386	11.0
Steve Roberts, Butler	1986-89	35	63	8	0	386	11.0
Shawn Graves, Wofford	1989-92	40	72	6	0	438	11.0
Johnny Bailey, Tex. A&M-Kingsville	1986-89	39	70	6	0	426	10.9
Dallas Mall, Bentley	2001-04	44	78	10	0	478	10.9
David Kircus, Grand Valley St.	1999-02	43	77	2	0	464	10.8
Garney Henley, Huron	1956-59	37	63	16	0	394	10.6
Roger Graham, New Haven	1991-94	40	70	4	0	424	10.6

*Record.

SEASON POINTS PER GAME

Player, Team	Year	G	TD	Extra Pts. Scored	FG	Pts.	Pt. PG
Carl Herakovich, Rose-Hulman	†1958	8	25	18	0	168	21.0
Jim Switzer, Col. of Emporia	†1963	9	28	0	0	168	18.7
Billy Johnson, Widener	†1972	9	27	0	0	162	18.0

Player, Team	Year	G	TD	Extra Pts. Scored	FG	Pts.	Pt. PG
Brian Shay, Emporia St.	†1997	11	32	6	0	198	18.0
Carl Garrett, N.M. Highlands	†1966	9	26	2	0	158	17.6
Kavin Gailliard, American Int'l	†1999	12	34	2	0	206	17.2
Jamar Brittingham, Bloomsburg	†2005	12	34	0	0	204	17.0
David Kircus, Grand Valley St.	†2001	10	28	0	0	168	16.8
Ted Scown, Sul Ross St.	†1948	10	28	0	0	168	16.8
Travis Walch, Winona St.	1997	11	30	2	0	182	16.5
Ian Smart, C.W. Post	2001	12	33	0	0	198	16.5
Danny Woodhead, Chadron St.	†2004	10	27	0	0	162	16.2
Andre Braxton, Virginia Union	†2000	11	27	14	0	176	16.0
Larry Ras, Michigan Tech	†1971	9	24	0	0	144	16.0
Brian Shay, Emporia St.	†1998	11	29	2	0	176	16.0

†National champion.

CAREER POINTS

Player, Team	Years	TD	Extra Pts. Scored	FG	Pts.
Ian Smart, C.W. Post	1999-02	*95	0	0	570
Brian Shay, Emporia St.	1995-98	88	16	0	544
Dallas Mall, Bentley	2001-04	78	10	0	478
Kavin Gailliard, American Int'l	1996-99	78	8	0	476
Germaine Race, Pittsburg St.	2003-05	78	2	0	470
David Kircus, Grand Valley St.	1999-02	77	2	0	464
Walter Payton, Jackson St.	1971-74	66	53	5	464
Jarrett Anderson, Truman	1993-96	73	2	0	440
Shawn Graves, Wofford	1989-92	72	6	0	438
Rashaan Dumas, Southern Conn. St.	1996-99	72	0	0	432
Josh Ranek, South Dakota St.	\$1997-01	69	12	0	426
Johnny Bailey, Tex. A&M-Kingsville	1986-89	70	6	0	426
Roger Graham, New Haven	1991-94	70	4	0	424
Jeff Glas, North Dakota	2002-05	0	174	82	420
Andre Braxton, Virginia Union	1997-00	62	36	0	408
Dale Mills, Truman	1957-60	64	23	0	407
Anthony Carfagno, East Stroudsburg	2002-05	67	0	0	402
Jeremy Monroe, Michigan Tech	1990-93	67	0	0	402
Garney Henley, Huron	1956-59	63	16	0	394
Wesley Cates, California (Pa.)	1998-01	64	2	0	386
Jeff Bentrim, North Dakota St.	1983-86	64	2	0	386
Steve Roberts, Butler	1986-89	63	8	0	386
Leo Lewis, Lincoln (Mo.)	1951-54	64	0	0	384
DeMarcus Blount, North Ala.	2002-05	63	4	0	382
Bob Miller, Emory & Henry	1948-51	63	1	0	379
Heath Sherman, Tex. A&M-Kingsville	1985-88	63	0	0	378
Antonio Leroy, Albany St. (Ga.)	1993-96	62	6	0	378
Damian Beane, Shepherd	1996-99	60	10	0	370
Tank Younger, Grambling	1945-48	60	9	0	369
Richard Huntley, Winston-Salem	1992-95	60	8	0	368

*Record. †Active player. \$See Page 10 for explanation.

SEASON POINTS

Player, Team	Year	TD	Extra Pts. Scored	FG	Pts.
David Kircus, Grand Valley St.	†2002	*35	2	0	212
Kavin Gailliard, American Int'l	†1999	34	2	0	206
Jamar Brittingham, Bloomsburg	†2005	34	0	0	204
Germaine Race, Pittsburg St.	2005	33	0	0	198
Ian Smart, C.W. Post	2001	33	0	0	198
Brian Shay, Emporia St.	†1997	32	6	0	198
Travis Walch, Winona St.	1997	30	2	0	182
Ian Smart, C.W. Post	2002	30	0	0	180
Terry Metcalf, Long Beach St.	1971	29	4	0	178
Andre Braxton, Virginia Union	†2000	27	14	0	176
Brian Shay, Emporia St.	†1998	29	2	0	176
Josh Ranek, South Dakota St.	1999	28	2	0	170
David Kircus, Grand Valley St.	†2001	28	0	0	168
Jarrett Anderson, Truman	†1996	28	0	0	168
Jim Switzer, Col. of Emporia	†1963	28	0	0	168
Carl Herakovich, Rose-Hulman	†1958	25	18	0	168
Ted Scown, Sul Ross St.	†1948	28	0	0	168
Ronald Moore, Pittsburg St.	1992	27	4	0	166
Germaine Race, Pittsburg St.	2004	27	2	0	164
Leon Burns, Long Beach St.	†1969	27	2	0	164
Dervon Wallace, Shepherd	2005	27	0	0	162
Danny Woodhead, Chadron St.	†2004	27	0	0	162
Mike Deutsch, North Dakota	1972	27	0	0	162
Billy Johnson, Widener	†1972	27	0	0	162

*Record. †National champion.

ANNUAL CHAMPIONS

Year	Player, Team	Class	TD	Extra Pts. Scored	FG	Pts.
1946	Joe Carter, Florida N&I	So.	21	26	0	152
1947	Darwin Horn, Pepperdine	Jr.	19	1	0	115
	Chuck Schoenherr, Wheaton (Ill.)	So.	19	1	0	115
1948	Ted Scown, Sul Ross St.	So.	28	0	0	168
1949	Sylvester Polk, Md.-East. Shore	Jr.	19	15	0	129
1950	Carl Taseff, John Carroll	Sr.	23	0	0	138
1951	Paul Yackey, Heidelberg	Jr.	22	0	0	132
1952	Al Conway, William Jewell	Sr.	22	1	0	133
1953	Leo Lewis, Lincoln (Mo.)	Jr.	22	0	0	132
1954	Jim Podoley, Central Mich.	Jr.	18	1	0	109
	Dick Nyers, Indianapolis	Sr.	16	13	0	109
1955	Nate Clark, Hillsdale	Jr.	24	0	0	144
1956	Larry Houdek, Kan. Wesleyan	Sr.	19	0	0	114
1957	Lenny Lyles, Louisville	Sr.	21	6	0	132
1958	Carl Herakovich, Rose-Hulman	Sr.	25	18	0	168
1959	Garney Henley, Huron	Sr.	22	9	0	141
1960	Bill Cooper, Muskingum	Sr.	23	14	0	152
1961	John Murio, Whitworth	Jr.	15	33	2	129
1962	Mike Goings, Bluffton	So.	22	0	0	132
1963	Jim Switzer, Col. of Emporia	Sr.	28	0	0	168
1964	Henry Dyer, Grambling	Jr.	17	2	0	104
	Dunn Marteen, Cal St. L.A.	Sr.	11	38	0	104
1965	Allen Smith, Findlay	Jr.	24	2	0	146
1966	Carl Garrett, N.M. Highlands	So.	26	2	0	158
1967	Bert Nye, West Chester	Jr.	19	13	0	127
1968	Howard Stevens, Randolph-Macon	Fr.	23	4	0	142
1969	Leon Burns, Long Beach St.	Jr.	27	2	0	164

Beginning in 1970, ranked on per-game (instead of total) points

Year	Player, Team	Class	G	TD	Extra Pts. Scored	FG	Pts.	Avg.
1970	Mike DiBlasi, Mount Union	Sr.	9	22	0	0	132	14.7
1971	Larry Ras, Michigan Tech	Sr.	9	24	0	0	144	16.0
1972	Billy Johnson, Widener	Jr.	9	27	0	0	162	18.0
1973	Walter Payton, Jackson St.	Jr.	11	24	13	1	160	14.5
1974	Walter Payton, Jackson St.	Sr.	10	19	6	1	123	12.3
1975	Dale Kasowski, North Dakota	Sr.	7	16	4	0	100	14.3
1976	Ted McKnight, Minn. Duluth	Sr.	10	24	0	0	144	14.4
1977	Bill Burnham, New Hampshire	Sr.	10	22	0	0	132	13.2
1978	Marschell Brunfield, Youngstown St.	Sr.	9	14	0	0	84	9.3
	Charlie Thompson, Western St.	Sr.	9	14	0	0	84	9.3
1979	Robby Robson, Youngstown St.	Jr.	10	20	0	0	120	12.0
1980	Amory Bodin, Minn. Duluth	Sr.	10	19	2	0	116	11.6
1981	George Works, Northern Mich.	Jr.	10	21	0	0	126	12.6
1982	George Works, Northern Mich.	Sr.	10	23	0	0	138	13.8
1983	Clarence Johnson, North Ala.	Jr.	10	16	0	0	96	9.6
1984	Jeff Bentrin, North Dakota St.	So.	9	14	0	0	84	9.3
1985	Jeff Bentrin, North Dakota St.	Jr.	8	18	2	0	110	13.8
1986	Jeff Bentrin, North Dakota St.	Sr.	10	23	0	0	138	13.8
1987	Johnny Bailey, Tex. A&M-Kingsville	So.	10	20	0	0	120	12.0
1988	Steve Roberts, Butler	Jr.	10	23	4	0	142	14.2
1989	Jimmy Allen, St. Joseph's (Ind.)	Jr.	10	23	0	0	138	13.8
1990	Ernest Priestler, Edinboro	Sr.	8	16	0	0	96	12.0
1991	Quincy Tillmon, Emporia St.	So.	9	19	0	0	114	12.7
1992	David McCartney, Chadron St.	Jr.	10	25	4	0	154	15.4
1993	Roger Graham, New Haven	Jr.	10	23	0	0	138	13.8
1994	Leonard Davis, Lenoir-Rhyne	Sr.	9	19	0	0	114	12.7
1995	Antonio Leroy, Albany St. (Ga.)	Jr.	11	24	0	0	144	13.1
1996	Jarrett Anderson, Truman	Sr.	11	28	0	0	168	15.3
1997	Brian Shay, Emporia St.	Jr.	11	32	6	0	198	18.0
1998	Brian Shay, Emporia St.	Sr.	11	29	2	0	176	16.0
1999	Kavin Gaillard, American Int'l.	Sr.	12	34	2	0	206	17.2
2000	Andre Braxton, Virginia Union	Sr.	11	27	14	0	176	16.0
2001	David Kircus, Grand Valley St.	Jr.	10	28	0	0	168	16.8
2002	David Kircus, Grand Valley St.	Sr.	14	*35	2	0	*212	15.1
2003	Donnay Green, Minn.-Morris	Jr.	10	20	2	0	122	12.2
2004	Danny Woodhead, Chadron St.	Fr.	10	27	0	0	162	16.2
2005	Jamar Brittingham, Bloomsburg	So.	12	34	0	0	204	17.0

*Record. †Declared champion; with one more game (to meet 75 percent of games played minimum) for zero points, still would have highest per-game average (12.2).

Interceptions

CAREER INTERCEPTIONS

Player, Team	Years	No.	Yards	Avg.
Tom Collins, Indianapolis	1982-85	37	390	10.5
Dean Diaz, Humboldt St.	1980-83	31	328	10.6
Bill Grantham, Mo.-Rolla	1977-80	29	263	9.1

Player, Team	Years	No.	Yards	Avg.
Jason Johnson, Shepherd	1991-94	28	321	11.5
Brent Grimes, Shippensburg	2002-05	27	314	11.6
Tony Woods, Bloomsburg	1982-85	26	105	4.0
Buster West, Gust. Adolphus	1967-70	26	192	7.4
Nate Gruber, Winona St.	1991-94	25	275	11.0
Gary Rubeling, Towson	1980-83	25	122	4.9
Greg Mercier, Ripon	1968-70	25	243	9.7

SEASON INTERCEPTIONS

Player, Team	Year	No.	Yards
Pierre Thomas, Mo. Western St.	2003	14	*362
Eugene Hunter, Fort Valley St.	†1972	14	211
Luther Howard, Delaware St.	†1972	14	99
Tom Rezzuti, Northeastern	†1971	14	153
Jim Blackwell, Southern U.	†1970	14	196
Carl Ray Harris, Fresno St.	1970	14	98

*Record. †National champion.

ANNUAL CHAMPIONS

Year	Player, Team	Class	G	No.	Avg.	Yards
1970	Jim Blackwell, Southern U.	Sr.	11	**14	1.27	196
1971	Tom Rezzuti, Northeastern	Jr.	9	**14	**1.56	153
1972	Eugene Hunter, Fort Valley St.	So.	9	**14	**1.56	211
	Luther Howard, Delaware St.	Sr.	9	**14	**1.56	99
1973	Mike Pierce, Northern Colo.	Sr.	7	7	1.00	158
	James Smith, Shaw	So.	8	8	1.00	94
1974	Terry Rusin, Wayne St. (Mich.)	Fr.	10	10	1.00	62
1975	Jim Poettgen, Cal Poly Pomona	Jr.	11	12	1.09	156
1976	Johnny Tucker, Tennessee Tech	Sr.	11	10	0.91	74
1977	Mike Ellis, Norfolk St.	So.	11	12	1.09	257
	Cornelius Washington, Winston-Salem	Sr.	11	12	1.09	128
1978	Bill Grantham, Mo.-Rolla	So.	11	11	1.00	109
1979	Jeff Huffman, Michigan Tech	Sr.	10	11	1.10	97
1980	Mike Lush, East Stroudsburg	Sr.	10	12	1.20	208
1981	Bobby Futrell, Elizabeth City St.	So.	9	11	1.22	159
1982	Greg Maack, Central Mo. St.	Sr.	10	11	1.10	192
1983	Matt Didio, Wayne St. (Mich.)	Sr.	10	13	1.30	131
1984	Bob Jahelka, C.W. Post	Sr.	8	9	1.13	83
1985	Duvaal Callaway, Fort Valley St.	Sr.	11	10	0.91	175
	Tony Woods, Bloomsburg	Sr.	11	10	0.91	10
1986	Doug Smart, Winona St.	Jr.	8	10	1.25	56
1987	Mike Petrich, Minn. Duluth	Jr.	11	9	0.82	151
1988	Pete Jaros, Augustana (S.D.)	Jr.	11	13	1.18	120
1989	Jacque DeMatteo, Clarion	Jr.	8	6	0.75	21
1990	Eric Turner, Tex. A&M-Commerce	So.	11	10	0.91	105
1991	Jeff Fickes, Shippensburg	Sr.	11	12	1.09	154
1992	Pat Williams, Tex. A&M-Commerce	Sr.	11	13	1.18	145
1993	Troy Crissman, Ky. Wesleyan	So.	10	9	0.90	39
1994	Keith Hawkins, Humboldt St.	Sr.	10	11	1.10	159
	Elton Rhoades, Central Okla.	Sr.	10	11	1.10	126
1995	Chenelle Jones, Western N.M.	Sr.	8	7	0.88	61
1996	Britt Henderson, Savannah St.	Sr.	11	12	1.09	180
1997	Jamey Hutchinson, Winona St.	Jr.	11	11	1.00	125
	Tim Bednarski, Mercyhurst	Jr.	9	9	1.00	59
1998	Jermel Johnson, Fayetteville St.	Sr.	10	9	0.90	95
1999	Tommie Dawson, Virginia Union	Jr.	8	8	1.00	79
2000	Tim Mustapha, Hillsdale	Jr.	11	11	1.00	78
2001	Gregg Albano, Bentley	Jr.	12	12	1.00	156
	Jason Patterson, Central Wash.	Sr.	11	11	1.00	86
	Ralph Hunter, Virginia Union	Sr.	10	10	1.00	25
	Joey Flora, Indiana (Pa.)	Sr.	8	8	1.00	75
2002	Nicholas Murray, Johnson C. Smith	Jr.	10	10	1.00	97
2003	Shawn Woodard, Shaw	So.	9	13	1.44	184
2004	Howard Williams, Elizabeth City St.	Sr.	10	10	1.00	174
2005	Dan Peters, Shepherd	Jr.	12	12	1.00	171

**Record tied.

DEFENSIVE RECORDS

(Since 2000)

Total Tackles

CAREER TOTAL TACKLES PER GAME

(Min. 200 Total Tackles; Player must have concluded his career)

Player, Team	Years	G	Solo	Ast.	Total	Avg.
Jason Ocean, Livingstone	2000-03	37	193	*323	516	13.95
Brian Holliday, Fayetteville St.	2001-02	21	91	179	270	12.86
Eric Walker, Mo. Western St.	2000-02	31	168	168	336	10.84
Deric Sieck, Winona St.	2000-03	49	*275	242	*517	10.55
George Bates, West Ala.	2000-01	21	89	132	221	10.52
Bruce Renner, Indianapolis	2002-05	42	242	198	440	10.48
Grant Gould, Washburn	2002-05	46	207	252	459	9.98

Player, Team	Years	G	Solo	Ast.	Total	Avg.
John DiGiorgio, Saginaw Valley	2002-05	47	216	246	462	9.83
Steve Sheeler, Stonehill	2000-03	41	230	172	402	9.80
Daniel Leger, Colorado Mines	2001-04	46	236	210	446	9.70
Adam McGurk, Adams St.	2002-05	44	136	273	409	9.30
Nick Prior, Adams St.	2000-02	32	107	186	293	9.16
Mohamad Bazzi, Wayne St. (Mich.)	2001-03	32	118	170	288	9.00
Josh Mott, Hillsdale	2001-04	39	228	102	330	8.46
Terrance Leverett, Newberry	2001-04	31	136	124	260	8.39
Blake Walker, Central Wash.	2001-04	44	208	162	370	8.41
Mike Mayer, West Virginia St.	2000-03	44	170	197	367	8.34
Derek Kent, Truman	2000-03	44	198	167	365	8.30
Shawn Morgan, Fayetteville St.	2000-02	32	113	149	262	8.19
Matt Abel, St. Joseph's (Ind.)	2001-04	36	156	137	293	8.14
D.J. Starling, Tusculum	2000-03	34	127	149	276	8.12
Braden Steffy, Millersville	2000-03	42	188	145	333	7.93
James Perkins, St. Joseph's (Ind.)	2000-02	29	136	93	229	7.90
Tim Polk, Harding	2000-03	42	171	159	330	7.86
Joe Hollister, Millersville	2000-01, 03-04	37	135	153	288	7.78
Brian Davis, Southern Ark.	2000-03	41	168	148	316	7.71
Digger Anderson, North Dakota	2002-05	48	229	137	366	7.63
Shane Rohman, St. Cloud St.	2000-03	40	138	163	301	7.53
Jeremy Neill, Wayne St. (Neb.)	2001-04	44	181	145	326	7.41
Randall Jones, West Ala.	2000-01, 03-04	30	86	131	217	7.23

*Record.

SEASON TOTAL TACKLES PER GAME

Player, Team	Year	G	Solo	Ast.	Total	Avg.
Allen Minus, Lincoln (Mo.)	†2004	10	73	86	159	15.9
Jason Ocean, Livingstone	†2001	9	50	91	141	15.7
B.J. Russell, Mesa St.	2004	11	71	98	*169	15.4
Moises Gordon, Livingstone	2004	10	65	88	153	15.3
Dan Holland, Mansfield	†2002	10	85	56	141	14.1
Moises Gordon, Livingstone	†2003	10	45	94	139	13.9
Jason Ocean, Livingstone	2003	10	34	104	138	13.8
Danielle Rollins, Ark.-Monticello	†2000	9	57	66	123	13.7
Brian Holliday, Fayetteville St.	2001	9	46	74	120	13.3
J.D. Hearn, Tex. A&M-Commerce	†2005	10	53	80	133	13.3
Adam Stroik, Minn. St. Mankato	2004	11	69	75	144	13.1
Mario Gant, Mo.-Rolla	2005	11	65	77	142	12.9
Deandrea Fillmore, Tex. A&M-Kingsville	2005	10	53	76	129	12.9
Anthony Robinson, Winston-Salem	2003	10	57	72	129	12.9
Demarkes Dogan, Wingate	2001	10	49	80	129	12.9
Kevin Myers, Ferris St.	2003	11	87	54	141	12.8
Justin Valentine, West Virginia St.	2002	11	52	89	141	12.8
Darryl Wilson, Concord	2005	11	73	67	140	12.7
Chris Angel, Western Ore.	2000	11	92	48	140	12.7
Jim Kokrak, Mercyhurst	2005	10	54	73	127	12.7
Alan Krutulis, West Va. Wesleyan	2004	10	51	76	127	12.7
Rob North, Hillsdale	2002	11	66	73	139	12.6
Deric Sieck, Winona St.	2002	12	88	63	151	12.6

*Record. †National champion.

CAREER TOTAL TACKLES

Player, Team	Years	G	Solo	Ast.	Total
Deric Sieck, Winona St.	2000-03	49	*275	242	517
Jason Ocean, Livingstone	2000-03	37	193	*323	516
John DiGiorgio, Saginaw Valley	2002-05	47	216	246	462
Grant Gould, Washburn	2002-05	46	207	252	459
Daniel Leger, Colorado Mines	2001-04	46	236	210	446
Bruce Renner, Indianapolis	2002-05	42	242	198	440
Adam McGurk, Adams St.	2002-05	44	136	273	409
Steve Sheeler, Stonehill	2000-03	41	230	172	402
Blake Walker, Central Wash.	2001-04	44	208	162	370
Mike Mayer, West Virginia St.	2000-03	44	170	197	367
Digger Anderson, North Dakota	2002-05	48	229	137	366
Derek Kent, Truman	2000-03	44	198	167	365
Eric Walker, Mo. Western St.	2000-02	31	168	168	336
Braden Steffy, Millersville	2000-03	42	188	145	333
Josh Mott, Hillsdale	2001-04	39	228	102	330
Tim Polk, Harding	2000-03	42	171	159	330
Jeremy Neill, Wayne St. (Neb.)	2001-04	44	181	145	326
Joe Cocoran, Washburn	\$2000-04	45	150	174	324
Brian Davis, Southern Ark.	2000-03	41	168	148	316
Shane Rohman, St. Cloud St.	2000-03	40	138	163	301
†Mike Klobucher, Ferris St.	2003-05	32	163	134	297
Garrett Padgett, Tiffin	2000-03	41	203	93	296
Matt Abel, St. Joseph's (Ind.)	2001-04	36	156	137	293
Nick Prior, Adams St.	2000-02	32	107	186	293
James Williamson, Angelo St.	2001-03	31	108	182	290
Mohamad Bazzi, Wayne St. (Mich.)	2001-03	32	118	170	288
Joe Hollister, Millersville	2000-01, 03-04	37	135	153	288

*Record. †Active player. \$See Page 10 for explanation.

SEASON TOTAL TACKLES

Player, Team	Year	G	Solo	Ast.	Total
B.J. Russell, Mesa St.	2004	11	71	98	169
Allen Minus, Lincoln (Mo.)	†2004	10	73	86	159
Moises Gordon, Livingstone	2004	10	65	88	153
Deric Sieck, Winona St.	2002	12	88	63	151
Brian Holliday, Fayetteville St.	2002	12	45	*105	150
Adam Stroik, Minn. St. Mankato	2004	11	69	75	144
Mario Gant, Mo.-Rolla	2005	11	65	77	142
John DiGiorgio, Saginaw Valley	2005	13	77	65	142
Kevin Myers, Ferris St.	2003	11	87	54	141
Dan Holland, Mansfield	†2002	10	85	56	141
Justin Valentine, West Virginia St.	2002	11	52	89	141
Jason Ocean, Livingstone	†2001	9	50	91	141
Darryl Wilson, Concord	2005	11	73	67	140
Chris Angel, Western Ore.	2000	11	92	48	140
Moises Gordon, Livingstone	†2003	10	45	94	139
Rob North, Hillsdale	2002	11	66	73	139
Jason Ocean, Livingstone	2003	10	34	104	138
John DiGiorgio, Saginaw Valley	2003	13	67	71	138

*Record. †National champion.

SINGLE-GAME TOTAL TACKLES (Since 2000)

Tackles	Player, Team (Opponent)	Date
30	Shaun Maloney, Minn.-Morris (Minn. St. Moorhead)	Oct. 27, 2001
29	Jim Couretas, Northern Mich. (Findlay)	Sept. 10, 2005
28	Brent Russell, Mesa St. (Fort Lewis)	Sept. 11, 2004
25	Allen Minus, Lincoln (Mo.) (Central Mo. St.)	Sept. 4, 2004
25	Alan Slaughter, Tusculum (Lenoir-Rhyne)	Sept. 30, 2000
24	Mario Gant, Mo.-Rolla (Butler)	Nov. 12, 2005
24	Allen Minus, Lincoln (Mo.) (Edward Waters)	Nov. 13, 2004
24	Todd Lowe, Merrimack (C.W. Post)	Oct. 30, 2004
23	Joey Maiwelm, Southwest Baptist (Central Mo. St.)	Oct. 8, 2005
23	Erik Wolfe, St. Joseph's (Ind.) (Austin Peay)	Nov. 2, 2004
22	Steve Espinoza, Northern St. (Concordia-St. Paul)	Oct. 2, 2004
22	James Williamson, Angelo St. (East Central)	Oct. 25, 2003
22	Jake Tietje, Winona St. (Wis.-Stevens Point)	Nov. 11, 2000
21	Tim Clarke, Lenoir-Rhyne (Catawba)	Nov. 6, 2004
21	Steve Sheeler, Stonehill (Merrimack)	Oct. 18, 2003
21	Josh Mott, Hillsdale (Northern Mich.)	Oct. 4, 2003
21	Dave Morrill, Western Ore. (Carson-Newman)	Sept. 12, 2000

ANNUAL CHAMPIONS

Year	Player, Team	Class	G	Solo	Ast.	Total	Avg.
2000	Danielle Rollins, Ark.-Monticello	Sr.	9	57	66	123	13.7
2001	Jason Ocean, Livingstone	So.	9	50	91	141	15.7
2002	Dan Holland, Mansfield	Jr.	10	85	56	141	14.1
2003	Moises Gordon, Livingstone	Jr.	10	45	94	139	13.9
2004	Allen Minus, Lincoln (Mo.)	Fr.	10	73	86	159	*15.9
2005	J.D. Hearn, Tex. A&M-Commerce	Sr.	10	53	80	133	13.3

*Record.

Solo Tackles

CAREER SOLO TACKLES PER GAME

(Min. 120 Solo Tackles; Player must have concluded his career)

Player, Team	Years	G	Solo	Avg.
Josh Mott, Hillsdale	2001-04	39	228	5.85
Bruce Renner, Indianapolis	2002-05	42	242	5.76
Deric Sieck, Winona St.	2000-03	49	*275	5.61
Steve Sheeler, Stonehill	2000-03	41	230	5.61
Eric Walker, Mo. Western St.	2000-02	31	168	5.42
Jason Ocean, Livingstone	2000-03	37	193	5.22
Daniel Leger, Colorado Mines	2001-04	46	236	5.13
Garrett Padgett, Tiffin	2000-03	41	203	4.95
Digger Anderson, North Dakota	2002-05	48	229	4.77
Blake Walker, Central Wash.	2001-04	44	208	4.73
James Perkins, St. Joseph's (Ind.)	2000-02	29	136	4.69
John DiGiorgio, Saginaw Valley	2002-05	47	216	4.60
Grant Gould, Washburn	2002-05	46	207	4.50
Derek Kent, Truman	2000-03	44	198	4.50
Braden Steffy, Millersville	2000-03	42	188	4.48
Terrance Leverett, Newberry	2001-04	31	136	4.39
Matt Abel, St. Joseph's (Ind.)	2001-04	36	156	4.33
Jeremy Neill, Wayne St. (Neb.)	2001-04	44	181	4.11
Brian Davis, Southern Ark.	2000-03	41	168	4.10
Tim Polk, Harding	2000-03	42	171	4.07
Mike Mayer, West Virginia St.	2000-03	44	170	3.86
Eric Mickelson, St. Cloud St.	2000-03	42	160	3.81
D.J. Starling, Tusculum	2000-03	34	127	3.74

Player, Team	Years	G	Solo	Avg.
Joe Hollister, Millersville.....	2000-01, 03-04	37	135	3.65
Levi Teasley, Central Wash.....	2000-03	38	137	3.61
Shawn Morgan, Fayetteville St.....	2000-02	32	113	3.53
Shane Rohman, St. Cloud St.....	2000-03	40	138	3.45
Joe Cocoran, Washburn.....	\$2000-04	45	150	3.33
Scott Mackey, Grand Valley St.....	2000-03	50	166	3.32
Adam McGurk, Adams St.....	2002-05	44	136	3.09

*Record. \$See Page 10 for explanation.

SEASON SOLO TACKLES PER GAME

Player, Team	Year	G	Solo	Avg.
Dan Holland, Mansfield.....	†2002	10	85	8.5
Chris Angel, Western Ore.....	2000	11	92	8.4
Josh Mott, Hillsdale.....	†2003	11	91	8.3
Adam Wheatley, Saginaw Valley.....	†2001	11	90	8.2
Dan Holland, Mansfield.....	2000	10	81	8.1
Devin Conwell, Ashland.....	†2004	10	80	8.0
John Grant, Morehouse.....	2002	10	80	8.0
Kevin Myers, Ferris St.....	2003	11	87	7.9
Ben Bluemle, Mercyhurst.....	2004	11	86	7.8
Bryceson Lawrence, Tiffin.....	2004	11	85	7.7
Josh Ison, Fairmont St.....	2002	10	75	7.5
Deleon Burch, Morehouse.....	2001	9	67	7.4
Bruce Renner, Indianapolis.....	2004	10	74	7.4
Deric Sieck, Winona St.....	2002	12	88	7.3
Steve Sheeler, Stonehill.....	2001	9	66	7.3
Allen Minus, Lincoln (Mo.).....	2004	10	73	7.3
Bobby Petras, Tiffin.....	2002	10	71	7.1
Derrick Metz, Lock Haven.....	2002	11	78	7.1
Matt Baltzer, Hillsdale.....	2001	11	78	7.1

†National champion.

CAREER SOLO TACKLES

Player, Team	Years	G	Solo
Deric Sieck, Winona St.....	2000-03	49	275
Bruce Renner, Indianapolis.....	2002-05	42	242
Daniel Leger, Colorado Mines.....	2001-04	46	236
Steve Sheeler, Stonehill.....	2000-03	41	230
Digger Anderson, North Dakota.....	2002-05	48	229
Josh Mott, Hillsdale.....	2001-04	39	228
John DiGiorgio, Saginaw Valley.....	2002-05	47	216
Blake Walker, Central Wash.....	2001-04	44	208
Grant Gould, Washburn.....	2002-05	46	207
Garrett Padgett, Tiffin.....	2000-03	41	203
Derek Kent, Truman.....	2000-03	44	198
Jason Ocean, Livingstone.....	2000-03	37	193
Braden Steffy, Millersville.....	2000-03	42	188
Jeremy Neill, Wayne St. (Neb.).....	2001-04	44	181
Tim Polk, Harding.....	2000-03	42	171
Mike Mayer, West Virginia St.....	2000-03	44	170
Brian Davis, Southern Ark.....	2000-03	41	168
Eric Walker, Mo. Western St.....	2000-02	31	168
Scott Mackey, Grand Valley St.....	2000-03	50	166
‡Mike Klobucher, Ferris St.....	2003-05	32	163
Eric Mickelson, St. Cloud St.....	2000-03	42	160
Matt Abel, St. Joseph's (Ind.).....	2001-04	36	156
Joe Cocoran, Washburn.....	\$2000-04	45	150
Shane Rohman, St. Cloud St.....	2000-03	40	138
Levi Teasley, Central Wash.....	2000-03	38	137
Adam McGurk, Adams St.....	2002-05	44	136
Terrance Leverett, Newberry.....	2001-04	31	136
James Perkins, St. Joseph's (Ind.).....	2000-02	29	136

\$See Page 10 for explanation. ‡Active player.

SEASON SOLO TACKLES

Player, Team	Year	G	Solo
Digger Anderson, North Dakota.....	2003	14	95
Chris Angel, Western Ore.....	2000	11	92
Josh Mott, Hillsdale.....	†2003	11	92
Adam Wheatley, Saginaw Valley.....	†2001	11	90
Deric Sieck, Winona St.....	2002	12	88
Kevin Myers, Ferris St.....	2003	11	87
Ben Bluemle, Mercyhurst.....	2004	11	86
Bryceson Lawrence, Tiffin.....	2004	11	85
Dan Holland, Mansfield.....	†2002	10	85
Dan Holland, Mansfield.....	2000	11	81
Devin Conwell, Ashland.....	†2004	10	80
John Grant, Morehouse.....	2002	10	80
Derrick Metz, Lock Haven.....	2002	11	78
Matt Baltzer, Hillsdale.....	2001	11	78
John DiGiorgio, Saginaw Valley.....	2005	13	77
Dan Holland, Mansfield.....	2003	11	76
Kevin Nagle, East Stroudsburg.....	2000	11	76

†National champion.

SINGLE-GAME SOLO TACKLES

(Since 2000)

Solo	Player, Team (Opponent)	Date
19	Eric Portley, Fayetteville St. (N.C. Central)	Oct. 8, 2005
18	Kevin Jones, St. Augustine's (Johnson C. Smith)	Oct. 8, 2005
18	DeLaurence Walker, Fayetteville St. (Winston-Salem)	Oct. 1, 2005
18	Todd Lowe, Merrimack (C.W. Post)	Oct. 30, 2004
16	Jim Couretas, Northern Mich. (Findlay)	Sept. 10, 2005
16	Mike Mignogno, West Chester (Bloomsburg)	Oct. 30, 2004
16	Sam Evans, Fort Valley St. (Miles)	Oct. 2, 2004
15	Brent Simonson, Tiffin (Hillsdale)	Oct. 23, 2004
15	Devon Conwell, Ashland (Mercyhurst)	Oct. 2, 2004
15	James Callins, East Central (Eastern N.M.)	Sept. 18, 2004
15	Eric Johnson, East Central (Eastern N.M.)	Sept. 18, 2004
14	Allen Minus, Lincoln (Mo.) (Central Mo. St.)	Sept. 4, 2004
14	Garrett Padgett, Tiffin (Geneva)	Nov. 9, 2002
14	Darren Shaughnessy, Stonehill (Bryant)	Oct. 26, 2001
14	Walter Robinson, Indianapolis (Northern Mich.)	Sept. 9, 2000

ANNUAL CHAMPIONS

Year	Player, Team	Class	G	Solo	Avg.
2001	Adam Wheatley, Saginaw Valley.....	Sr.	11	90	8.2
2002	Dan Holland, Mansfield.....	Jr.	10	85	*8.5
2003	Josh Mott, Hillsdale.....	Jr.	11	91	8.3
2004	Devin Conwell, Ashland.....	Jr.	10	80	8.0
2005	Isaac Tate, North Greenville.....	Sr.	10	68	6.8

*Record.

Tackles for Loss

CAREER TACKLES FOR LOSS PER GAME

(Min. 20 Tackles for Loss; Player must have concluded his career)

Player, Team	Years	G	Solo	Ast	Total	Avg.
Charlie Cook, C.W. Post.....	2000-01	19	49	0	49.0	2.58
Jason Ocean, Livingstone.....	2000-03	37	68	12	*74.0	2.00
Paul Hubbard, Northern Colo.....	2002-03	25	40	0	40.0	1.60
Aaron McConnell, Pittsburg St.....	2000-03	48	69	6	72.0	1.50
Clenton Cochran, Fayetteville St.....	2000-01	20	29	0	29.0	1.45
Lance Gibson, Central Wash.....	2001-02	21	28	4	30.0	1.43
Adam McGurk, Adams St.....	2002-05	44	49	27	62.5	1.42
Tim Love, Harding.....	2001-02	21	26	4	28.0	1.33
Mohamad Bazzi, Wayne St. (Mich.).....	2001-03	32	42	0	42.0	1.31
Floyd Black, Harding.....	2000-02	32	40	3	41.5	1.30
Shawn Morgan, Fayetteville St.....	2000-02	32	40	0	40.0	1.25
Mike Borisenko, Indiana (Pa.).....	2000-01	18	22	0	22.0	1.22
Dominic Backman, Fayetteville St.....	2000-03	43	50	3	51.5	1.20
Daniel Leger, Colorado Mines.....	2001-04	46	55	0	55.0	1.20
Jordan Rassam, St. Joseph's (Ind.).....	2001-04	39	42	2	43.0	1.10
Eric McDowell, Mo. Western St.....	2000-03	41	43	0	43.0	1.05
Jacob Galloway, Central Wash.....	2001-04	42	37	13	43.5	1.04

*Record.

SEASON TACKLES FOR LOSS PER GAME

Player, Team	Year	G	Solo	Ast	Total	Avg.
Charlie Cook, C.W. Post.....	†2001	12	36	2	*37.0	3.1
Jason Ocean, Livingstone.....	†2002	10	23	14	30.0	3.0
David Heiner, St. Anselm.....	†2004	9	22	7	25.5	2.8
Damien Gilyard, C.W. Post.....	2004	11	21	13	27.5	2.5
Brian Gordon, Assumption.....	2004	10	17	16	25.0	2.5
Walter Curry, Albany St. (Ga.).....	†2003	12	21	19	30.5	2.5
William Yarocki, C.W. Post.....	2000	10	25	0	25.0	2.5
Casey Larson, St. Anselm.....	†2005	9	18	8	22.0	2.4
George Allen, Gannon.....	2002	9	22	0	22.0	2.4
Lance Flagg, St. Anselm.....	2002	10	22	4	24.0	2.4
Joe Spuhler, Wayne St. (Mich.).....	2001	10	24	0	24.0	2.4
Ricky Leung Wai, Concord.....	2000	11	26	0	26.0	2.4

*Record. †National champion.

CAREER TACKLES FOR LOSS

Player, Team	Years	G	Solo	Ast	Total
Jason Ocean, Livingstone.....	2000-03	37	68	12	74.0
Aaron McConnell, Pittsburg St.....	2000-03	48	69	6	72.0
Adam McGurk, Adams St.....	2002-05	44	49	27	62.5
Daniel Leger, Colorado Mines.....	2001-04	46	55	0	55.0
Dominic Backman, Fayetteville St.....	2000-03	43	50	3	51.5
Charlie Cook, C.W. Post.....	2000-01	19	49	0	49.0
‡Matt Morris, Clarion.....	2003-05	31	45	0	45.0
Jacob Galloway, Central Wash.....	2001-04	42	37	13	43.5
Jordan Rassam, St. Joseph's (Ind.).....	2001-04	39	42	2	43.0
Eric McDowell, Mo. Western St.....	2000-03	41	43	0	43.0

Player, Team	Years	G	Solo	Ast	Total
Mohamad Bazzi, Wayne St. (Mich.)	2001-03	32	42	0	42.0
Floyd Black, Harding	2000-02	32	40	3	41.5
Deric Sieck, Winona St.	2000-03	49	41	0	41.0
Paul Hubbard, Northern Colo.	2002-03	25	40	0	40.0
Shawn Morgan, Fayetteville St.	2000-02	32	40	0	40.0

‡Active player.

SEASON TACKLES FOR LOSS

Player, Team	Year	G	Solo	Ast	Total
Charlie Cook, C.W. Post	†2001	12	36	2	37.0
Walter Curry, Albany St. (Ga.)	†2003	12	21	19	30.5
Jason Ocean, Livingstone	†2002	10	23	14	30.0
Dewayne Smith, Valdosta St.	2002	15	25	8	29.0
Shawn Morgan, Fayetteville St.	2002	12	20	16	28.0
Damien Gilyard, C.W. Post	2004	11	21	13	27.5
Ricky Leung Wai, Concord	2000	11	26	0	26.0
David Heiner, St. Anselm	†2004	9	22	7	25.5
Jacob Galloway, Central Wash.	2004	11	24	3	25.5
Brian Gordon, Assumption	2004	10	17	16	25.0
Joe Peters, Concordia-St. Paul	2003	12	23	4	25.0
Anthony Koon, Fort Valley St.	2002	11	25	0	25.0
William Yarocki, C.W. Post	†2000	10	25	0	25.0
Jimmy Barnett, Tarleton St.	2001	11	25	0	25.0
Tom Quinn, Assumption	2000	11	25	0	25.0
Davon Deveaux, West Va. Tech	2000	11	25	0	25.0

†National champion.

SINGLE-GAME TACKLES FOR LOSS

(Since 2000)

TFL	Player, Team (Opponent)	Date
9.0	Darryl Wilson, Concord (West Virginia St.)	Oct. 8, 2005
9.0	Ron Ellington, Catawba (Mars Hill)	Oct. 1, 2005
6.5	David Heiner, St. Anselm (Stonehill)	Oct. 2, 2004
6.0	Renardrick Phillips, Tarleton St. (Eastern N.M.)	Oct. 15, 2005
6.0	Kevin Dixon, West Liberty St. (West Va. Tech)	Sept. 10, 2005
6.0	Terrance Ford, Shaw (Edward Waters)	Sept. 10, 2005
6.0	Jacob Galloway, Central Wash. (Eastern Ore.)	Oct. 9, 2004
6.0	Colby Simmons, Mars Hill (Catawba)	Oct. 2, 2004
6.0	Matt Dubowski, Mercyhurst (Indianapolis)	Oct. 25, 2003
6.0	Dave Armstrong, Bloomsburg (Indiana [Pa.])	Sept. 7, 2002
6.0	Joe Spuhler, Wayne St. (Mich.) (Indianapolis)	Oct. 27, 2001
6.0	Davin Thompson, Winona St. (Minn. Duluth)	Nov. 4, 2000
5.5	Casey Larson, St. Anselm (Assumption)	Sept. 10, 2005
5.5	Brandon Beard, Lincoln (Mo.) (Paul Quinn)	Nov. 6, 2004
5.5	B.J. Birtz, Merrimack (Pace)	Oct. 23, 2004
5.5	Brian Gordon, Assumption (Bryant)	Sept. 18, 2004
5.5	Damien Gilyard, C.W. Post (Pace)	Sept. 4, 2004
5.5	Tony Ransom, Newberry (Concord)	Sept. 4, 2004

ANNUAL CHAMPIONS

Year	Player, Team	G	Solo	Ast	Total	Avg.
2000	William Yarocki, C.W. Post	10	25	0	25.0	2.5
2001	Charlie Cook, C.W. Post	12	36	2	*37.0	*3.1
2002	Jason Ocean, Livingstone	10	23	14	30.0	3.0
2003	Walter Curry, Albany St. (Ga.)	12	21	19	30.5	2.5
2004	David Heiner, St. Anselm	9	22	7	25.5	2.8
2005	Casey Larson, St. Anselm	9	18	8	22.0	2.4

*Record.

Pass Sacks

CAREER PASS SACKS PER GAME

(Min. 12 Pass Sacks; Player must have concluded his career)

Player, Team	Years	G	Solo	Ast	Total	Avg.
Charlie Cook, C.W. Post	2000-01	19	24	6	27.0	1.42
Walter Curry, Albany St. (Ga.)	2001-04	24	24	10	29.0	1.21
Joe Peters, Concordia-St. Paul	2001-03	34	29	0	29.0	0.85
Paul Hubbard, Northern Colo.	2002-03	25	19	1	19.5	0.78
Lance Gibson, Central Wash.	2001-02	21	15	2	16.0	0.76
Mitchell Hanlon, Gannon	2001-04	38	26	5	28.5	0.75
Adam McGurk, Adams St.	2002-05	44	28	9	*32.5	0.74
Tim Love, Harding	2001-02	11	5	13.5	0.64	
Shawn Morgan, Fayetteville St.	2000-02	32	20	0	20.0	0.63
Eric McDowell, Mo. Western St.	2000-03	41	23	3	24.5	0.60
Floyd Black, Harding	2000-02	32	17	4	19.0	0.59
Andrew Schable, South Dakota	2002-05	42	24	1	24.5	0.58
Jacob Galloway, Central Wash.	2001-04	42	20	8	24.0	0.57
Andrew Battle, Indiana (Pa.)	2000-03	41	23	0	23.0	0.56
Ben Neal, West Ala.	2003-04	22	9	6	12.0	0.55

Player, Team	Years	G	Solo	Ast	Total	Avg.
Jason Ocean, Livingstone	2000-03	37	18	4	20.0	0.54
John Quinn, Adams St.	2001-04	42	16	13	22.5	0.54
T.J. Horgan, Central Wash.	2000-02	33	15	2	16.0	0.48
Aaron McConnell, Pittsburg St.	2000-03	48	20	4	22.0	0.46
Jamie Doyle, Harding	2000-02	32	13	3	14.5	0.45

*Record.

SEASON PASS SACKS PER GAME

Player, Team	Year	G	Solo	Ast	Total	Avg.
Damien Gilyard, C.W. Post	†2004	11	18	3	19.5	1.8
Charlie Cook, C.W. Post	†2001	12	20	1	*20.5	1.7
Andrew Schable, South Dakota	†2005	11	18	1	18.5	1.7
David Heiner, St. Anselm	2004	9	14	2	15.0	1.7
Casey Larson, St. Anselm	2005	9	13	3	14.5	1.6
Brandon Beard, Lincoln (Mo.)	2004	10	14	3	15.5	1.6
Walter Curry, Albany St. (Ga.)	†2003	12	13	10	18.0	1.5
Paul Hubbard, Northern Colo.	†2003	11	15	3	16.5	1.5
Todd DeVree, Hillsdale	†2000	11	16	0	16.0	1.5
Tony Roberson, Michigan Tech	2001	10	13	2	14.0	1.4
Russ Rabe, Minn. Duluth	2003	11	14	2	15.0	1.4
Jacob Galloway, Central Wash.	2004	11	14	1	14.5	1.3
Jordan Brumbaugh, Tuskegee	2004	12	14	3	15.5	1.3
Bill Teerlinck, Chadron St.	†2002	10	11	3	12.5	1.3
Eric McDowell, Mo. Western St.	2003	12	15	0	15.0	1.3
Mike McFadden, Grand Valley St.	2005	13	13	6	16.0	1.2
Michael Eubanks, Delta St.	2005	11	12	3	13.5	1.2
John Bowman, Wingate	2003	11	12	3	13.5	1.2
Bill Kavanaugh, Bentley	2002	11	9	9	13.5	1.2
Ted Krautmann, Bentley	2002	11	11	5	13.5	1.2
T.J. Bingham, Ouachita Baptist	2001	10	11	2	12.0	1.2
Jacques Cesaire, Southern Conn. St.	2001	10	12	0	12.0	1.2
Brad Lindamood, Lenoir-Rhyne	2001	10	11	2	12.0	1.2
Kyle Sowell, West Va. Tech	2000	10	12	0	12.0	1.2
William Yarocki, C.W. Post	2000	10	12	0	12.0	1.2
Buddy Bossiere, N.M. Highlands	2001	11	12	2	13.0	1.2
Dwayne Brown, New Haven	2001	9	10	1	10.5	1.2
Shawn Frye, New Haven	2001	9	10	1	10.5	1.2

*Record. †National champion.

CAREER PASS SACKS

Player, Team	Years	G	Solo	Ast	Total
Adam McGurk, Adams St.	2002-05	44	28	9	32.5
Walter Curry, Albany St. (Ga.)	2001-04	24	24	10	29.0
Russ Rabe, Minn. Duluth	2001-04	40	29	0	29.0
Joe Peters, Concordia-St. Paul	2001-03	34	29	0	29.0
Mitchell Hanlon, Gannon	2001-04	38	26	5	28.5
Charlie Cook, C.W. Post	2000-01	19	24	6	27.0
‡Mike McFadden, Grand Valley St.	2003-05	40	23	6	26.0
Andrew Schable, South Dakota	2002-05	42	24	1	24.5
Eric McDowell, Mo. Western St.	2000-03	41	23	3	24.5
Jacob Galloway, Central Wash.	2001-04	42	20	8	24.0
Andrew Battle, Indiana (Pa.)	2000-03	41	23	0	23.0
John Quinn, Adams St.	2001-04	42	16	13	22.5
Aaron McConnell, Pittsburg St.	2000-03	48	20	4	22.0
Ty Breitlow, Winona St.	2000-03	49	20	2	21.0
Jason Ocean, Livingstone	2000-03	37	18	4	20.0
Shawn Morgan, Fayetteville St.	2000-02	32	20	0	20.0
Paul Hubbard, Northern Colo.	2002-03	25	19	1	19.5
Daniel Leger, Colorado Mines	2001-04	46	16	6	19.0
Floyd Black, Harding	2000-02	32	17	4	19.0

‡Active player.

SEASON PASS SACKS

Player, Team	Year	G	Solo	Ast	Total
Charlie Cook, C.W. Post	†2001	12	20	1	20.5
Damien Gilyard, C.W. Post	†2004	11	18	3	19.5
Andrew Schable, South Dakota	†2005	11	18	1	18.5
Walter Curry, Albany St. (Ga.)	†2003	12	13	10	18.0
Paul Hubbard, Northern Colo.	†2003	11	15	3	16.5
Mike McFadden, Grand Valley St.	2005	13	13	6	16.0
Todd DeVree, Hillsdale	†2000	11	16	0	16.0
Brandon Beard, Lincoln (Mo.)	2004	10	14	3	15.5
Jordan Brumbaugh, Tuskegee	2004	12	14	3	15.5
David Heiner, St. Anselm	2004	9	14	2	15.0
Russ Rabe, Minn. Duluth	2003	11	14	2	15.0
Eric McDowell, Mo. Western St.	2003	12	15	0	15.0
Casey Larson, St. Anselm	2005	9	13	3	14.5
Jacob Galloway, Central Wash.	2004	11	14	1	14.5
Tony Roberson, Michigan Tech	2001	10	13	2	14.0
Michael Eubanks, Delta St.	2005	11	12	3	13.5
John Bowman, Wingate	2003	11	12	3	13.5
Bill Kavanaugh, Bentley	2002	11	9	9	13.5

Player, Team	Year	G	Solo	Ast	Total
Ted Krautmann, Bentley	2002	11	11	5	13.5
Buddy Bossiere, N.M. Highlands	2001	11	12	2	13.0
Dave Tollefson, Northwest Mo. St.	2005	14	11	3	12.5
Adam McGurk, Adams St.	2003	11	11	3	12.5
Khanis Hubbard, Catawba	2003	11	10	5	12.5
Bill Teerlinck, Chadron St.	†2002	10	11	3	12.5
Damian Walker, Bowie St.	2002	11	12	1	12.5

†National champion.

SINGLE-GAME PASS SACKS (Since 2000)

PS	Player, Team (Opponent)	Date
7.0	Ron Ellington, Catawba (Mars Hill)	Oct. 1, 2005
5.5	Brandon Beard, Lincoln (Mo.) (Paul Quinn)	Nov. 6, 2004
5.0	Bryan Biggs, Catawba (Tusculum)	Oct. 22, 2005
5.0	Damien Gilyard, C.W. Post (Pace)	Sept. 4, 2004
5.0	Matt Sola, Kutztown (Millersville)	Oct. 25, 2003
5.0	Luke Larson, Quincy (Westminster [Mo.])	Oct. 6, 2001
4.5	Casey Larson, St. Anselm (Assumption)	Sept. 10, 2005
4.0	Clayton Farrell, Abilene Christian (Tarleton St.)	Oct. 22, 2005
4.0	Dave Tollefson, Northwest Mo. St. (Mo. Western St.)	Sept. 17, 2005
4.0	Kevin Dixon, West Liberty St. (West Va. Tech)	Sept. 10, 2005
4.0	Mike Grosso, Kutztown (Shippensburg)	Aug. 27, 2005
4.0	Tony Ledbetter, Concordia-St. Paul (Southwest Minn. St.)	Oct. 30, 2004
4.0	Damien Gilyard, C.W. Post (American Int'l)	Oct. 23, 2004
4.0	Terrance Lee, Concord (West Va. Tech)	Oct. 23, 2004
4.0	Travis Creech, Northeastern St. (Angelo St.)	Oct. 16, 2004
4.0	Greg Daniel, Bryant (St. Anselm)	Oct. 16, 2004
4.0	Travis DeSisso, Harding (Ark.-Monticello)	Oct. 16, 2004
4.0	David Heiner, St. Anselm (Merrimack)	Oct. 9, 2004
4.0	Ryan Tones, Midwestern St. (Angelo St.)	Sept. 25, 2004
4.0	Joe Kay, C.W. Post (Stonehill)	Sept. 18, 2004
4.0	Delano Dryden, Bryant (Merrimack)	Sept. 11, 2004
4.0	Tony Ransom, Newberry (Concord)	Sept. 4, 2004
4.0	Lucius Hawkins, Grand Valley St. (Saginaw Valley)	Nov. 29, 2003
4.0	Antwan Fleming, Gannon (Slippery Rock)	Sept. 13, 2003
4.0	Shawn Morgan, Fayetteville St. (Johnson Smith)	Oct. 26, 2002
4.0	Eric Schmidt, North Dakota (New Haven)	Sept. 21, 2001

ANNUAL CHAMPIONS

Year	Player, Team	G	Solo	Ast	Total	Avg.
2000	Todd DeVree, Hillsdale	11	16	0	16.0	1.5
2001	Charlie Cook, C.W. Post	12	20	1	*20.5	1.7
2002	Bill Teerlinck, Chadron St.	10	11	3	12.5	1.3
2003	Walter Curry, Albany St. (Ga.)	12	13	10	18.0	1.5
	Paul Hubbard, Northern Colo.	11	15	3	16.5	1.5
2004	Damien Gilyard, C.W. Post	11	18	3	19.5	*1.8
2005	Andrew Schable, South Dakota	11	18	1	18.5	1.7

*Record.

Passes Defended

CAREER PASSES DEFENDED PER GAME

(Min. 20 Passes Defended; Player must have concluded his career)

Player, Team	Years	G	PBU	Int.	Total	Avg.
Ricardo Colclough, Tusculum	2002-03	20	22	15	37	1.85
Joey Flora, Indiana (Pa.)	2000-01	17	20	10	30	1.76
Phil Crumb, Fayetteville St.	2000-01	20	27	5	32	1.60
Charles Allgood, Adams St.	2003-04	21	26	6	32	1.52
Rob Keefe, Mercyhurst	2000-03	40	48	8	*56	1.40
Michael Drinkwater, Adams St.	2003-04	22	25	3	28	1.27
Eric Mickelson, St. Cloud St.	2000-03	42	45	6	51	1.21
Blake Farris, North Ala.	2002-05	52	39	16	55	1.06
Lamar Watson, Adams St.	2000-01	21	20	2	22	1.05
Darren Miller, Gannon	2001-04	41	29	13	42	1.03
Rudy Garcia, Bloomsburg	2000-02	35	22	11	33	0.94
Pierre Thomas, Mo. Western St.	2000-03	44	18	23	41	0.93
Tracon Adler, Adams St.	2000-02	31	22	4	26	0.84
Jon Palafox, Angelo St.	2000-03	40	23	10	33	0.83
Jordan Babineaux, Southern Ark.	2000-03	39	20	10	30	0.77
Kairi Cooper, Indiana (Pa.)	2000-02	33	4	21	25	0.76
Braden Steffy, Millersville	2000-03	42	18	10	28	0.67

*Record.

SEASON PASSES DEFENDED PER GAME

Player, Team	Year	G	PBU	Int.	Total	Avg.
Anthony Cooks, Fairmont St.	†2001	9	28	4	*32	3.6
Jason Patterson, Central Wash.	2001	11	19	11	30	2.7
Shawn Woodard, Shaw	†2003	9	10	13	23	2.6

Player, Team	Year	G	PBU	Int.	Total	Avg.
Stephon Kelly, Winston-Salem	2001	11	20	8	28	2.6
Reggie Ingle, Lane	†2004	11	24	4	28	2.5
James Bracey, Mesa St.	†2000	9	16	5	21	2.3
Todd Geter, Newberry	2001	11	15	10	25	2.3
DeRen Ellis, Ferris St.	2000	11	17	8	25	2.3
Jerald Brown, Glensville St.	2001	9	14	6	20	2.3
Taiwan Russell, Tiffin	2004	10	16	6	22	2.2
Matt Gannon, Merrimack	2004	10	17	5	22	2.2
Chris Porter, Ouachita Baptist	2003	10	15	7	22	2.2
Ricardo Colclough, Tusculum	2003	11	13	11	24	2.2
Rob Keefe, Mercyhurst	2003	11	20	4	24	2.2
Kevin Brown, South Dakota St.	†2002	10	19	3	22	2.2
Ben Nauman, Augustana (S.D.)	2001	10	13	9	22	2.2
Brady Cunningham, West Va. Wesleyan	2001	8	14	3	17	2.1
Marcus Jefferson, Albany St. (Ga.)	2005	10	16	5	21	2.1
Craig Neuhaus, Neb.-Kearney	2001	10	13	8	21	2.1

*Record. †National champion.

CAREER PASSES DEFENDED

Player, Team	Years	G	PBU	Int.	Total
†Fletcher Terrell, Washburn	2003-05	35	41	17	58
Rob Keefe, Mercyhurst	2000-03	40	48	8	56
Blake Farris, North Ala.	2002-05	52	39	16	55
Eric Mickelson, St. Cloud St.	2000-03	42	45	6	51
Darren Miller, Gannon	2001-04	41	29	13	42
Pierre Thomas, Mo. Western St.	2000-03	44	18	23	41
Ricardo Colclough, Tusculum	2002-03	20	22	15	37
Jon Palafox, Angelo St.	2000-03	40	23	10	33
Rudy Garcia, Bloomsburg	2000-02	35	22	11	33
Charles Allgood, Adams St.	2003-04	21	26	6	32
Anthony Cooks, Fairmont St.	2000-01	—	28	4	32
Phil Crumb, Fayetteville St.	2000-01	20	27	5	32
Joey Flora, Indiana (Pa.)	2000-01	17	20	10	30
Jason Patterson, Central Wash.	2000-01	—	19	11	30
Jordan Babineaux, Southern Ark.	2000-03	39	20	10	30

‡Active player.

SEASON TOTAL PASSES DEFENDED

Player, Team	Year	G	PBU	Int.	Total
Anthony Cooks, Fairmont St.	†2001	9	28	4	32
Jason Patterson, Central Wash.	2001	11	19	11	30
Reggie Ingle, Lane	†2004	11	24	4	28
Stephon Kelly, Winston-Salem	2001	11	20	8	28
Todd Geter, Newberry	2001	11	15	10	25
DeRen Ellis, Ferris St.	2000	11	17	8	25
Ricardo Colclough, Tusculum	2003	11	13	11	24
Rob Keefe, Mercyhurst	2003	11	20	4	24
Gregg Albano, Bentley	2001	12	12	12	24
Shawn Woodard, Shaw	†2003	9	10	13	23
Blake Farris, North Ala.	2005	14	12	10	22
Taiwan Russell, Tiffin	2004	10	16	6	22
Matt Gannon, Merrimack	2004	10	17	5	22
Demetrie McCray, Albany St. (Ga.)	2004	12	18	4	22
Chris Porter, Ouachita Baptist	2003	10	15	7	22
Jermaine Collins, Albany St. (Ga.)	2003	11	16	6	22
Kevin Brown, South Dakota St.	†2002	10	19	3	22
Ben Nauman, Augustana (S.D.)	2001	10	13	9	22
Roosevelt Williams, Tuskegee	2000	11	18	4	22

†National champion.

SINGLE-GAME PASSES DEFENDED

(Since 2000)

PD	Player, Team (Opponent)	Date
7	Taiwan Russell, Tiffin (Alma)	Sept. 25, 2004
7	Rob Keefe, Mercyhurst (Indianapolis)	Oct. 25, 2003
6	Deonte Bolden, Carson-Newman (Tusculum)	Oct. 16, 2004
6	Deonte Bolden, Carson-Newman (Newberry)	Oct. 2, 2004
6	Chad Carner, Southern Ark. (Tex. A&M-Commerce)	Sept. 13, 2003
5	Corrie Gregory, St. Joseph's (Ind.) (Butler)	Oct. 22, 2005
5	Ben Franklin, Shippensburg (Kutztown)	Aug. 27, 2005
5	Nathan Williams, Mo.-Rolla (Emporia St.)	Oct. 23, 2004
5	Craig Dahl, North Dakota St. (Southern Utah)	Oct. 16, 2004
5	Dwaon Woodard, Clarion (Glensville St.)	Sept. 18, 2004
5	Ricardo Colclough, Tusculum (Mars Hill)	Nov. 15, 2003
5	Jamin Phipps, Angelo St. (Southwestern Okla.)	Sept. 27, 2003
5	Johnny Groves, Indianapolis (Ferris St.)	Nov. 16, 2002
5	Jesse Lewis, Bryant (Mass.-Lowell)	Oct. 26, 2002
5	Kairi Cooper, Indiana (Pa.) (Shippensburg)	Nov. 13, 2001
5	Joey Flora, Indiana (Pa.) (Findlay)	Sept. 1, 2001
5	Rob Keefe, Mercyhurst (Hillsdale)	Oct. 27, 2000

ANNUAL CHAMPIONS

Year	Player, Team	G	PBU	Int.	Total	Avg.
2000	James Bracey, Mesa St.	9	16	5	21	2.3
2001	Anthony Cooks, Fairmont St.	9	28	4	*32	*3.6
2002	Kevin Brown, South Dakota St.	10	19	3	22	2.2
2003	Shawn Woodard, Shaw	9	10	13	23	2.6
2004	Reggie Ingle, Lane	11	24	4	28	2.5
2005	Marcus Jefferson, Albany St. (Ga.)	10	16	5	21	2.1

*Record.

Forced Fumbles

CAREER FORCED FUMBLES PER GAME

(Min. 20 Games Played; Player must have concluded his career)

Player, Team	Years	G	FF	Avg.
Adam McGurk, Adams St.	2002-05	44	*14	0.32
James Ward, St. Anselm	2000-03	38	11	0.29
Jared Ziemke, Minn. St. Mankato	\$1999-03	45	13	0.29
Neal Wood, Indiana (Pa.)	2002-03	21	6	0.29
D.J. Starling, Tusculum	2000-03	34	8	0.24
Kris Griffin, Indiana (Pa.)	2002, 2004	22	5	0.23
Garrett Padgett, Tiffin	2000-03	41	8	0.20
Lamar Watson, Adams St.	2000-01	21	4	0.19
Deandrae Fillmore, Tex. A&M-Kingsville	2003-05	33	6	0.18
Zeb Ellison, West Ala.	2003-04	22	3	0.14
Paul D'Luge, Adams St.	2001-02	22	3	0.14
Daniel Leger, Colorado Mines	2001-04	46	6	0.13
Nick Prior, Adams St.	2000-02	32	4	0.13
Ross Pennypacker, Millersville	2000-03	39	5	0.12
Deric Sieck, Winona St.	2000-03	49	6	0.12
Greg Roskos, Bloomsburg	2000-01	26	3	0.12
Brian Davis, Southern Ark.	2000-03	41	4	0.10

*Record. \$See Page 10 for explanation.

SEASON FORCED FUMBLES PER GAME

Player, Team	Year	G	FF	Avg.
Jared Ziemke, Minn. St. Mankato	†2003	11	*8	*0.73
Bryan Eakin, Neb.-Kearney	†2001	10	7	0.70
Courtney Johnson, Fairmont St.	2001	9	6	0.67
Al Sullivan, Midwestern St.	†2002	11	7	0.64
Deandrae Fillmore, Tex. A&M-Kingsville	†2005	10	6	0.60
Michael Hicks, West Virginia St.	2002	10	6	0.60
Davon Deveaux, West Va. Tech	2001	10	6	0.60
Chad Castor, North Greenville	2005	9	5	0.56
Jacob Ford, Central Ark.	2005	14	7	0.50
Gino Meccariello, Assumption	2005	10	5	0.50
Jason Ocean, Livingstone	2003	10	5	0.50
James Ward, St. Anselm	2002	10	5	0.50
James Williamson, Angelo St.	2002	10	5	0.50
Sam Davis, Angelo St.	2001	10	5	0.50
Tony Roberson, Michigan Tech	2001	10	5	0.50
John Henao, Southern Conn. St.	2001	8	4	0.50
Jay O'Neal, Indiana (Pa.)	2000	10	5	0.50
Lamont Buch, Fairmont St.	2000	10	5	0.50

*Record. †National champion.

CAREER FORCED FUMBLES

Player, Team	Years	G	FF
Adam McGurk, Adams St.	2002-05	44	14
Jared Ziemke, Minn. St. Mankato	\$1999-03	45	13
James Ward, St. Anselm	2000-03	38	11
D.J. Starling, Tusculum	2000-03	34	8
Garrett Padgett, Tiffin	2000-03	41	8
†Jacob Ford, Central Ark.	2005	14	7
Al Sullivan, Midwestern St.	2002-03	—	7
Bryan Eakin, Neb.-Kearney	2001-02	—	7
Deandrae Fillmore, Tex. A&M-Kingsville	2003-05	33	6
Daniel Leger, Colorado Mines	2001-04	46	6
Neal Wood, Indiana (Pa.)	2002-03	21	6
Deric Sieck, Winona St.	2000-03	49	6
Keenan Washington, Southern Ark.	2001-03	30	6
Michael Hicks, West Virginia St.	2002-03	—	6
Nick Davis, Tex. A&M-Kingsville	2001-02	—	6
Courtney Johnson, Fairmont St.	2001-02	—	6
Davon Deveaux, West Va. Tech	2000-01	—	6

\$See Page 10 for explanation. †Active player.

SEASON FORCED FUMBLES

Player, Team	Year	G	FF
Jared Ziemke, Minn. St. Mankato	†2003	11	*8
Jacob Ford, Central Ark.	2005	14	7

Player, Team	Year	G	FF
Al Sullivan, Midwestern St.	†2002	11	7
Bryan Eakin, Neb.-Kearney	†2001	10	7
Deandrae Fillmore, Tex. A&M-Kingsville	†2005	10	6
Michael Hicks, West Virginia St.	2002	10	6
Nick Davis, Tex. A&M-Kingsville	2002	13	6
Courtney Johnson, Fairmont St.	2001	9	6
Davon Deveaux, West Va. Tech	2001	10	6

†National champion.

SINGLE-GAME FORCED FUMBLES

(Since 2000)

FF	Player, Team (Opponent)	Date
4	Rob White, Western Wash. (Fort Lewis)	Sept. 14, 2002
3	Jimmy Lewis, West Chester (East Stroudsburg)	Oct. 22, 2005
3	Jim Couretas, Northern Mich. (Findlay)	Sept. 10, 2005
3	Antonio Knox, Tuskegee (Albany St. [Ga.]	Oct. 2, 2004
3	Colin Tozer, Millersville (West Chester)	Nov. 8, 2003
3	Javon Allen, Western Ore. (Central Wash.)	Nov. 1, 2003
3	Roger Williams, Indiana (Pa.) (Millersville)	Nov. 11, 2000
2	By several players	

ANNUAL CHAMPIONS

Year	Player, Team	G	FF	Avg.
2000	Dennis Gregory, Mo.-Rolla	11	†9	0.8
	Todd DeVree, Hillsdale	11	†9	0.8

†In 2000, the total was forced fumbles plus fumbles recovered. Beginning in 2001, FF was forced fumbles only.

2001	Bryan Eakin, Neb.-Kearney	10	7	0.70
2002	Al Sullivan, Midwestern St.	11	7	0.64
2003	Jared Ziemke, Minn. St. Mankato	11	*8	*0.73
2004	Tremayne Johnson, Tiffin	11	5	0.45
	Adam McGurk, Adams St.	11	5	0.45
2005	Deandrae Fillmore, Tex. A&M-Kingsville	10	6	0.60

*Record.

Punting

CAREER AVERAGE

(Minimum 100 Punts)

Player, Team	Years	No.	Yards	Avg.
Jeff Williams, Adams St.	2002-05	240	10,780	44.9
Jason Van Dyke, Adams St.	1995-98	242	10,720	44.3
Tim Baer, Colorado Mines	1986-89	235	10,406	44.3
Brian Moorman, Pittsburg St.	1995-98	157	6,903	44.0
Jeff Guy, Western St.	1983-85	113	4,967	44.0
Russ Pilcher, Carroll (Mont.)	1964-66	124	5,424	43.7
Russell Gonzales, Morris Brown	1976-77	111	4,833	43.5
Gerald Circo, Cal St. Chico	1964-65	103	4,470	43.4
Trent Morgan, Cal St. Northridge	1987-88	128	5,531	43.2
Bryan Wagner, Cal St. Northridge	1981-84	203	8,762	43.2
Tom Kolesar, Nevada	1973-74	140	6,032	43.1
Jimmy Morris, Angelo St.	1991-92	101	4,326	42.8
Don Geist, Northern Colo.	1981-84	263	11,247	42.8
Jan Chapman, San Diego	1958-60	106	4,533	42.8
Warner Robertson, Md.-East. Shore	1968-70	131	5,578	42.6

SEASON AVERAGE

(Qualifiers for Championship)

Player, Team	Year	No.	Yards	Avg.
Steve Ecker, Shippensburg	†1965	32	1,570	49.1
Jeff Williams, Adams St.	†2004	71	3,405	+48.0
Don Cockroft, Adams St.	†1966	36	1,728	48.0
Jack Patterson, William Jewell	1965	29	1,377	47.5
Art Calandrelli, Canisius	†1949	25	1,177	47.1
Grover Perkins, Southern U.	†1961	22	1,034	47.0
Erskine Valrie, Alabama A&M	1966	36	1,673	46.5
Mark Bounds, West Tex. A&M	†1990	69	3,198	46.3
Bruce Swanson, North Park	†1967	53	2,455	46.3
Jason Van Dyke, Adams St.	†1998	59	2,727	46.2
Lyle Johnston, Weber St.	1965	29	1,340	46.2

†National champion. +Record for minimum 40 punts.

ANNUAL CHAMPIONS

Year	Player, Team	Class	No.	Yards	Avg.
1948	Arthur Teixeira, Central Mich.	Sr.	42	1,867	44.5
1949	Art Calandrelli, Canisius	Jr.	25	1,177	47.1
1950	Flavian Weidekamp, Butler	Sr.	41	1,762	43.0
1951	Curtiss Harris, Savannah St.	Sr.	42	1,854	44.1
1952	Virgil Stan, Western St.	Sr.	37	1,622	43.8
1953	Bill Bradshaw, Bowling Green	Jr.	50	2,199	44.0
1954	Bill Bradshaw, Bowling Green	Sr.	28	1,228	43.9

Year	Player, Team	Class	No.	Yards	Avg.
1955	Don Baker, North Texas	Sr.	30	1,349	45.0
1956	Marion Zody, Ashland	Jr.	34	1,475	43.4
1957	Lawson Persley, Mississippi Val.	Sr.	36	1,659	46.1
1958	Tom Lewis, Lake Forest	Jr.	24	1,089	45.4
1959	Buck Grover, Salem Int'l	Fr.	27	1,203	44.6
1960	Joe Roy, N.M. Highlands	So.	40	1,744	43.6
1961	Grover Perkins, Southern U.	Fr.	22	1,034	47.0
1962	Ron Crouse, Catawba	Jr.	37	1,653	44.7
1963	Steve Bailey, Kentucky St.	Sr.	39	1,747	44.8
1964	Russ Pilcher, Carroll (Mont.)	So.	34	1,545	45.4
1965	Steve Ecker, Shippensburg	Sr.	32	1,570	*49.1
1966	Don Cockroft, Adams St.	Sr.	36	1,728	48.0
1967	Bruce Swanson, North Park	Jr.	53	2,455	46.3
1968	Warner Robertson, Md.-East. Shore	Fr.	61	2,699	44.2
1969	Warner Robertson, Md.-East. Shore	So.	37	1,629	44.0
1970	John Bonner, Chattanooga	Sr.	73	3,243	44.4
1971	Ken Gamble, Fayetteville St.	Sr.	47	2,092	44.5
1972	Raymond Key, Jackson St.	Jr.	44	1,883	42.8
1973	Jerry Pope, Louisiana Tech	Fr.	48	2,064	43.0
1974	Mike Shawen, Middle Tenn.	Sr.	62	2,720	43.9
1975	Mike Wood, Southeast Mo. St.	Jr.	40	1,729	43.2
1976	Russell Gonzales, Morris Brown	So.	54	2,474	45.8
1977	Jeff Gossett, Eastern Ill.	Jr.	62	2,668	43.0
1978	Bill Moats, South Dakota	Sr.	77	3,377	43.9
1979	Bob Fletcher, Truman	Sr.	79	3,409	43.2
1980	Sean Landeta, Towson	So.	47	2,038	43.4
1981	Gregg Lowery, Jacksonville St.	Jr.	64	2,787	43.5
1982	Don Geist, Northern Colo.	So.	66	2,966	44.4
1983	Jeff Guy, Western St.	So.	39	1,734	44.5
1984	Jeff Guy, Western St.	Jr.	46	2,012	43.7
1985	Jeff Williams, Slippery Rock	Sr.	46	1,977	43.0
1986	Tim Baer, Colorado Mines	Fr.	62	2,797	45.1
1987	Jeff McComb, Southern Utah	Sr.	42	1,863	44.4
1988	Tim Baer, Colorado Mines	Jr.	65	2,880	43.9
1989	Tim Baer, Colorado Mines	Sr.	55	2,382	43.3
1990	Mark Bounds, West Tex. A&M	Jr.	69	3,198	46.3
1991	Doug O'Neill, Cal Poly	Sr.	42	1,895	45.1
1992	Jimmy Morris, Angelo St.	So.	45	2,001	44.5
1993	Chris Carter, Henderson St.	Sr.	53	2,305	43.5
1994	Pat Hogelin, Colorado Mines	Sr.	48	2,167	45.1
1995	Jon Mason, West Tex. A&M	Sr.	54	2,459	45.5
1996	Tom O'Brien, South Dakota St.	So.	60	2,671	44.5
1997	Brian Moorman, Pittsburg St.	Jr.	36	1,657	46.0
1998	Jason Van Dyke, Adams St.	Sr.	59	2,727	46.2
1999	Nathan White, Fairmont St.	So.	43	1,930	44.9
2000	Adam Ryan, Fort Hays St.	Sr.	69	2,981	43.2
2001	Adam Hostetter, East Stroudsburg	Sr.	54	2,397	44.4
2002	Michael Koenen, Western Wash.	So.	43	1,910	44.4
2003	Joe Smith, Central Wash.	Sr.	36	1,592	44.2
2004	Jeff Williams, Adams St.	Jr.	71	3,405	+48.0
2005	Jeff Williams, Adams St.	Sr.	49	2,240	45.7

*Record. +Record for minimum 40 punts.

Punt Returns

CAREER AVERAGE (Minimum 1.2 Returns Per Game)

Player, Team	Years	No.	Yards	Avg.
Billy Johnson, Widener	1971-72	29	759	26.2
James Rooths, Shepherd	1997-00	59	1,223	20.7
Bootsie Washington, Shepherd	1996-97	26	512	19.7
Chuck Goehl, Monmouth (Ill.)	1970-72	48	911	19.0
Robbie Martin, Cal Poly	1978-80	69	1,168	16.9
Joseph Mapson, Concordia-St. Paul	2001-03	47	739	16.0
Kevin Curtin, Winona St.	2000-03	76	1,219	16.0
Tony Miles, Northwest Mo. St.	1997-00	82	1,302	15.9
Roscoe Word, Jackson St.	1970-73	35	554	15.8
Darryl Skinner, Hampton	1983-86	53	835	15.8
Marcus Wright, Kentucky St.	2002-05	75	1,179	15.7
Alfonso Pugh, Truman	1999-02	49	721	14.7
Clarence Coleman, Ferris St.	1998-01	103	*1,494	14.5
Ricardo Colclough, Tusculum	2002-03	24	345	14.4
James Lukowiak, Southern Conn. St.	2002-05	61	864	14.2
Brent Grimes, Shippensburg	2002-05	81	1,133	14.0
Michael Fields, Mississippi Col.	1984-85	50	695	13.9

*Record.

SEASON AVERAGE

(Minimum 1.2 Returns Per Game)

Player, Team	Year	No.	Yards	Avg.
Billy Johnson, Widener	†1972	15	511	34.1
William Williams, Livingstone	†1976	16	453	28.3
Terry Egerdahl, Minn. Duluth	†1975	13	360	27.7
Rodney Woodruff, Arkansas Tech	†2000	12	305	25.4
Ennis Thomas, Bishop	†1971	18	450	25.0
Chuck Goehl, Monmouth (Ill.)	1972	17	416	24.5
Doug Grant, Savannah St.	†1992	15	366	24.4
James Rooths, Shepherd	†1999	15	366	24.4
Bootsie Washington, Shepherd	†1997	19	461	24.3

†National champion.

ANNUAL CHAMPIONS

Year	Player, Team	Class	No.	Yards	Avg.
1970	Kevin Downs, Benedictine (Ill.)	Jr.	11	255	23.2
1971	Ennis Thomas, Bishop	So.	18	450	25.0
1972	Billy Johnson, Widener	Jr.	15	511	*34.1
1973	Roscoe Word, Jackson St.	Sr.	19	316	16.6
1974	Greg Anderson, Montana	So.	13	263	20.2
1975	Terry Egerdahl, Minn. Duluth	Sr.	13	360	27.7
1976	William Williams, Livingstone	So.	16	453	28.3
1977	Armando Olivieri, NYIT	So.	14	270	19.3
1978	Dwight Walker, Nicholls St.	Fr.	16	284	17.8
1979	Ricky Eberhart, Morris Brown	Fr.	18	401	22.3
1980	Ron Bagby, Puget Sound	So.	16	242	15.1
1981	Ron Trammell, Tex. A&M-Commerce	Jr.	29	467	16.1
1982	Darrell Green, Tex. A&M-Kingsville	Sr.	19	392	20.6
1983	Steve Carter, Albany St. (Ga.)	Sr.	27	511	18.9
1984	Michael Fields, Mississippi Col.	Jr.	23	487	21.2
1985	Darryl Skinner, Hampton	Jr.	19	426	22.4
1986	Ben Frazier, Cheyney	So.	14	246	17.6
1987	Ronald Day, Savannah St.	Sr.	12	229	19.1
1988	Donnie Morris, Norfolk St.	Jr.	12	283	23.6
1989	Dennis Mailhot, East Stroudsburg	Jr.	16	284	17.8
1990	Ron West, Pittsburg St.	Jr.	23	388	16.9
1991	Doug Grant, Savannah St.	So.	19	331	17.4
1992	Doug Grant, Savannah St.	Jr.	15	366	24.4
1993	Jerry Garrett, Wayne St. (Neb.)	Jr.	26	498	19.2
1994	Terry Guess, Gardner-Webb	So.	16	312	19.5
1995	Kevin Cannon, Millersville	Jr.	16	277	17.3
1996	Sean Smith, Bloomsburg	Sr.	25	481	19.2
1997	Bootsie Washington, Shepherd	Sr.	19	461	24.3
1998	James Rooths, Shepherd	So.	21	451	21.5
1999	James Rooths, Shepherd	Jr.	15	366	24.4
2000	Rodney Woodruff, Arkansas Tech	Jr.	12	305	25.4
2001	Dexter Daniels, Southeastern Okla.	Jr.	12	235	19.6
2002	Kevin Curtin, Winona St.	Jr.	19	430	22.6
2003	Brandon Hussey, Winston-Salem	So.	16	376	23.5
2004	Daniel Manning, Abilene Christian	So.	15	330	22.0
2005	Octavius Love, Tusculum	So.	16	324	20.3

*Record.

Kickoff Returns

CAREER AVERAGE (Minimum 1.2 Returns Per Game)

Player, Team	Years	No.	Yards	Avg.
Glen Printers, Colorado St.-Pueblo	1973-74	25	851	34.0
Karl Evans, Mo. Southern St.	1991-92	32	959	30.0
Kevin Cannon, Millersville	1992-95	67	1,999	29.8
Dave Ludy, Winona St.	1991-94	89	*2,630	29.6
Joe Krile, Mesa St.	2002-05	79	2,312	29.3
Doug Parrish, San Fran. St.	1990	35	1,002	28.6
Jeremiah Pope, C.W. Post	2000-03	58	1,656	28.6
Clarence Chapman, Eastern Mich.	1973-75	45	1,278	28.4
Greg Wilson, East Tenn. St.	1975-77	34	952	28.0
Delanie Walker, Central Mo. St.	2004-05	35	965	27.6
Cash Langeness, Minn. Duluth	2000-03	77	2,123	27.6
Marcus Wright, Kentucky St.	2002-05	79	2,157	27.3
Bernie Rose, North Ala.	1974-76	62	1,681	27.1
P.J. Berry, Virginia St.	2003-05	40	1,079	27.0
Roscoe Word, Jackson St.	1970-73	74	1,980	26.8
Keiric Barnes, New Haven	1997-00	60	1,603	26.7

*Record.

SEASON AVERAGE

(Minimum 1.2 Returns Per Game)

Player, Team	Year	No.	Yards	Avg.
Andrew Jackson, Merrimack	†2005	17	707	41.6
D.J. Flick, Slippery Rock	†2000	14	558	39.9
LaVon Reis, Western St.	†1993	14	552	39.4
Danny Lee, Jacksonville St.	†1992	12	473	39.4
Fran DeFalco, Assumption	1993	12	461	38.4
Brian Sump, Colorado Mines	†2001	21	780	37.1
Kendall James, Carson-Newman	1993	15	549	36.6
Roscoe Word, Jackson St.	†1973	18	650	36.1
Steve Levenseller, Puget Sound	†1978	17	610	35.9
Winston Horshaw, Shippensburg	†1991	15	536	35.7
Reymon Murphy, Virginia Union	†2003	21	749	35.7
Rico Vota, Merrimack	†2004	10	355	35.5
Boobie Thornton, Midwestern St.	†1997	12	426	35.5
Anthony Rivera, Western St.	1991	18	635	35.3
Dave Ludy, Winona St.	1992	25	881	35.2
R.J. Abercrombie, California (Pa.)	†2002	14	493	35.2
Mike Scullin, Baldwin-Wallace	†1970	14	492	35.1
Billy Cook, Grand Valley St.	†1998	17	597	35.1
Rufus Smith, Eastern N.M.	†1985	11	386	35.1
Rebert Mack, West Tex. A&M	†1996	14	489	34.9
Daray Sims, Abilene Christian	2002	15	520	34.7
P.J. Berry, Virginia St.	2005	15	516	34.4
Jason Holleman, UC Davis	2001	12	412	34.3
Brian Polk, Slippery Rock	†1999	15	513	34.2
Joe Krile, Mesa St.	2004	21	715	34.0

†National champion.

ANNUAL CHAMPIONS

Year	Player, Team	Class	No.	Yards	Avg.
1970	Mike Scullin, Baldwin-Wallace	So.	14	492	35.1
1971	Joe Brockmeyer, McDaniel	Jr.	16	500	31.3
1972	Rick Murphy, Indiana St.	Jr.	22	707	32.1

Year	Player, Team	Class	No.	Yards	Avg.
1973	Roscoe Word, Jackson St.	Sr.	18	650	36.1
1974	Greg Anderson, Montana	So.	10	335	33.5
1975	Kevin McDevitt, Butler	Jr.	12	395	32.9
1976	Henry Vereen, UNLV	So.	20	628	31.4
1977	Dickie Johnson, Colorado St.-Pueblo	Jr.	13	385	29.6
1978	Steve Levenseller, Puget Sound	Sr.	17	610	35.9
1979	Otha Hill, Central St.	Sr.	18	526	29.2
1980	Charlie Taylor, Southeast Mo. St.	Sr.	13	396	30.5
1981	Willie Canady, Fort Valley St.	Jr.	13	415	31.9
1982	Clarence Martin, Cal Poly	So.	11	360	32.7
1983	David Anthony, Southern Ore.	Jr.	14	436	31.1
1984	Larry Winters, St. Paul's	Sr.	20	644	32.2
1985	Rufus Smith, Eastern N.M.	Fr.	11	386	35.1
1986	John Barron, Butler	So.	21	653	31.1
1987	Albert Fann, Cal St. Northridge	Fr.	16	468	29.3
1988	Pierre Fils, New Haven	So.	12	378	31.5
1989	Dennis Mailhot, East Stroudsburg	Jr.	11	359	32.6
1990	Alfred Banks, West Ala.	Sr.	17	529	31.1
1991	Winston Horshaw, Shippensburg	Jr.	15	536	35.7
1992	Danny Lee, Jacksonville St.	Sr.	12	473	39.4
1993	LaVon Reis, Western St.	Sr.	14	552	39.4
1994	Darell Whitaker, Eastern N.M.	Sr.	20	642	32.1
1995	Melvin German, Southwest Minn. St.	Sr.	9	413	††45.9
1996	Rebert Mack, West Tex. A&M	Jr.	14	489	34.9
1997	Boobie Thornton, Midwestern St.	Fr.	12	426	35.5
1998	Billy Cook, Grand Valley St.	Sr.	17	597	35.1
1999	Brian Polk, Slippery Rock	Sr.	15	513	34.2
2000	D.J. Flick, Slippery Rock	Jr.	14	558	39.9
2001	Brian Sump, Colorado Mines	Jr.	21	780	37.1
2002	R.J. Abercrombie, California (Pa.)	Jr.	14	493	35.2
2003	Reymon Murphy, Virginia Union	Jr.	21	749	35.7
2004	Rico Vota, Merrimack	Fr.	10	355	35.5
2005	Andrew Jackson, Merrimack	Fr.	17	707	*41.6

*Record. ††Declared champion; with two more returns (to make 1.2 per game minimum) for zero yards, still would have highest average (37.5).

All-Purpose Yards

CAREER YARDS PER GAME

(Minimum 3,500 Yards)

Player, Team	Years	G	Rush	Rcv.	Int.	PR	KOR	Yds.	Yd. PG
Chris George, Glenville St.	1993-94	20	23	3,215	0	391	1,050	4,679	234.0
Brian Shay, Emporia St.	1995-98	44	*6,958	1,032	0	104	1,207	*9,301	211.4
Damon Thompson, Virginia St.	1997-00	38	303	4,387	0	1,153	2,143	7,986	210.2
Anthony Gray, Western N.M.	1997-98	19	3,484	499	0	0	8	3,991	210.1
Kavin Gailliard, American Int'l	1996-99	43	6,523	1,049	0	472	814	8,858	206.0
Howard Stevens, Randolph-Macon	1968-69	18	2,574	349	0	380	388	3,691	205.1
Johnny Bailey, Tex. A&M-Kingsville	1986-89	39	6,320	452	0	20	1,011	7,803	200.1
Antoine Bagwell, California (Pa.)	2004-05	20	3,353	549	0	0	54	3,956	197.8
Clarence Coleman, Ferris St.	1998-01	42	49	*4,983	0*	1,494	1,483	8,009	190.7
Steve Roberts, Butler	1986-89	35	4,623	1,201	0	272	578	6,674	190.7
Tyrone Morgan, Northern St.	1998-00	30	4,816	79	0	0	748	5,643	188.1
Billy Johnson, Widener	1971-72	19	2,241	242	43	759	251	3,536	186.1

*Record.

SEASON YARDS PER GAME

Player, Team	Year	G	Rush	Rcv.	Int.	PR	KOR	Yds.	Yd. PG
Steve Roberts, Butler	1989	10	1,450	532	0	272	415	2,669	266.9
Bobby Felix, Western N.M.	†1994	8	439	853	0	150	667	2,109	263.6
Chris George, Glenville St.	†1993	10	23	*1,876	0	157	562	2,618	261.8
Brian Shay, Emporia St.	†1998	11	2,265	165	0	0	389	2,819	256.3
Kavin Gailliard, American Int'l	†1999	12	*2,653	289	0	0	122	*3,064	255.3
Damon Thompson, Virginia St.	1998	10	127	1,330	0	292	770	2,519	251.9
Billy Johnson, Widener	1972	9	1,556	40	43	511	115	2,265	251.7
Brian Shay, Emporia St.	†1996	11	2,103	247	0	48	340	2,738	248.9
Damon Thompson, Virginia St.	1999	10	88	1,517	0	410	465	2,480	248.0
Brian Shay, Emporia St.	†1997	11	1,912	277	0	56	478	2,723	247.5
Clarence Coleman, Ferris St.	†2001	11	39	1,346	0	572	661	2,618	238.0
Josh Ranek, South Dakota St.	2001	11	1,804	509	0	0	295	2,608	237.1
Justin Gallas, Colorado Mines	†2005	11	10	1,199	0	159*	1,234	2,602	236.5
Kavin Gailliard, American Int'l	1998	11	1,971	270	0	151	196	2,588	235.3
Roger Graham, New Haven	1993	10	1,687	116	0	0	516	2,319	231.9
Anthony Gray, Western N.M.	1997	10	2,220	78	0	0	0	2,298	229.8
Larry Jackson, Edinboro	1994	10	1,660	237	0	0	387	2,284	228.4
Ian Smart, C.W. Post	2001	12	2,536	135	0	0	0	2,671	222.6
Jamel White, South Dakota	1999	11	1,807	640	0	0	0	2,447	222.5
Damon Thompson, Virginia St.	†2000	9	55	1,103	0	273	563	1,994	221.6
Johnny Bailey, Tex. A&M-Kingsville	1986	11	2,011	54	0	20	340	2,425	220.5

*Record. †National champion.

CAREER YARDS

Player, Team	Years	Rush	Rcv.	Int.	PR	KOR	Yds.
Brian Shay, Emporia St.	1995-98	*6,958	1,032	0	104	1,207	9,301
Kavin Gailliard, American Int'l	1996-99	6,523	1,049	0	472	814	8,858
Clarence Coleman, Ferris St.	1998-01	49	*4,983	0	*1,494	1,483	8,009
Damon Thompson, Virginia St.	1997-00	303	4,387	0	1,153	2,143	7,986
Josh Ranek, South Dakota St.	\$1997-01	6,794	857	0	0	295	7,946
Johnny Bailey, Tex. A&M-Kingsville	1986-89	6,320	452	0	20	1,011	7,803
Kevin Curtin, Winona St.	2000-03	3,702	698	0	1,219	1,993	7,612
Jamaica Rector, Northwest Mo. St.	2001-04	232	4,497	0	*1,494	1,138	7,361
Ian Smart, C.W. Post	1999-02	6,647	293	0	33	383	7,356
Roger Graham, New Haven	1991-94	5,953	393	0	0	870	7,216
Dave Ludy, Winona St.	1991-94	3,501	906	0	34	*2,630	7,071
Albert Fann, Cal St. Northridge	1987-90	4,090	803	0	0	2,141	7,032
Curtis Delgado, Portland St.	\$1986-90	4,178	1,258	0	318	1,188	6,942
Jarrett Anderson, Truman	1993-96	6,166	633	0	0	127	6,926
Eddie Acosta, Bemidji St.	\$1999-03	5,792	883	0	0	136	6,811
Damian Beane, Shepherd	1996-99	6,346	416	0	0	0	6,762
Johnny Cox, Fort Lewis	1990-93	112	3,611	0	495	2,476	6,694
Steve Roberts, Butler	1986-89	4,623	1,201	0	272	578	6,674
Richard Huntley, Winston-Salem	1992-95	6,286	333	0	0	0	6,619
Mike Smith, Neb.-Kearney	1994-97	348	2,975	0	932	2,255	6,510
Chris Washington, Concordia-St. Paul	2000-03	5,288	934	0	0	198	6,420
Wesley Cates, California (Pa.)	1998-01	5,647	307	0	19	174	6,147
Chris Cobb, Eastern Ill.	1976-79	5,042	520	0	37	478	6,077
Don Aleksiewicz, Hobart	1969-72	4,525	470	0	320	748	6,063

*Record. \$See Page 10 for explanation.

SEASON YARDS

Player, Team	Year	Rush	Rcv.	Int.	PR	KOR	Yds.
Kavin Gailliard, American Int'l	†1999	*2,653	289	0	0	122	3,064
Brian Shay, Emporia St.	†1998	2,265	165	0	0	389	2,819
Brian Shay, Emporia St.	†1996	2,103	247	0	48	340	2,738
Brian Shay, Emporia St.	†1997	1,912	277	0	56	478	2,723
Ian Smart, C.W. Post	2001	2,536	135	0	0	0	2,671
Steve Roberts, Butler	1989	1,450	532	0	272	415	2,669
Clarence Coleman, Ferris St.	†2001	39	1,346	0	572	661	2,618
Chris George, Glenville St.	†1993	23	*1,876	0	157	562	2,618
Josh Ranek, South Dakota St.	2001	1,804	509	0	0	295	2,608
Justin Gallas, Colorado Mines	†2005	10	1,199	0	159	*1,234	2,602
Kavin Gailliard, American Int'l	1998	1,971	270	0	151	196	2,588
Damon Thompson, Virginia St.	1998	127	1,330	0	292	770	2,519
Damon Thompson, Virginia St.	1999	88	1,517	0	410	465	2,480
Jamel White, South Dakota	1999	1,807	640	0	0	0	2,447
Johnny Bailey, Tex. A&M-Kingsville	1986	2,011	54	0	20	340	2,425
Rick Wegher, South Dakota St.	1984	1,317	264	0	0	824	2,405
Steve Papin, Portland St.	†1995	1,619	525	0	1	252	2,397
Ronald Moore, Pittsburg St.	1992	1,864	141	0	0	388	2,393
Earnest McNeal, Mansfield	†2003	1,684	144	0	152	412	2,392
Roger Graham, New Haven	1993	1,687	116	0	0	516	2,319
Josh Ranek, South Dakota St.	1999	2,055	258	0	0	0	2,313
Joseph Mapson, Concordia-St. Paul	2003	-3	1,165	0	339	809	2,310
Jarrett Anderson, Truman	1996	2,140	167	0	0	0	2,307

*Record. †National champion.

ANNUAL CHAMPIONS

Year	Player, Team	Cl.	G	Rush	Rcv.	Int.	PR	KOR	Yds.	Yd. PG
1992	Johnny Cox, Fort Lewis	Jr.	10	95	1,331	0	80	679	2,185	218.5
1993	Chris George, Glenville St.	Jr.	10	23	*1,876	0	157	562	2,618	261.8
1994	Bobby Felix, Western N.M.	Jr.	8	439	853	0	150	667	2,109	263.6
1995	Steve Papin, Portland St.	Sr.	11	1,619	525	0	1	252	2,397	217.9
1996	Brian Shay, Emporia St.	So.	11	2,103	247	0	48	340	2,738	248.9
1997	Brian Shay, Emporia St.	Jr.	11	1,912	277	0	56	478	2,723	247.5
1998	Brian Shay, Emporia St.	Sr.	11	2,265	165	0	0	389	2,819	256.3
1999	Kavin Gailliard, American Int'l	Sr.	12	*2,653	289	0	0	122	*3,064	255.3
2000	Damon Thompson, Virginia St.	Sr.	9	55	1,103	0	273	563	1,994	221.6
2001	Clarence Coleman, Ferris St.	Sr.	11	39	1,346	0	572	661	2,618	238.0
2002	Kevin Clive, Hillsdale	Sr.	11	1,350	208	0	0	535	2,093	190.3
2003	Earnest McNeal, Mansfield	Fr.	11	1,684	144	0	152	412	2,392	217.5
2004	Danny Woodhead, Chadron St.	Fr.	10	1,840	163	0	0	84	2,087	208.7
2005	Justin Gallas, Colorado Mines	Sr.	11	10	1,199	0	159	*1,234	2,602	236.5

*Record.

Field Goals

CAREER FIELD GOALS

Player, Team	Years	Made	Atts.	Pct.
Jeff Glas, North Dakota (S)	2002-05	82	*122	.672
Mike Wood, Southeast Mo. St. (S)	1974-77	64	109	.587
Cameron Peterka, North Dakota (S)	1998-01	58	80	.725
Eric Houle, Saginaw Valley (S)	2000-03	52	76	.684
Pat Beaty, North Dakota (S)	1985-88	52	82	.634
Ed O'Brien, UCF (S)	1984-87	50	77	.649
Bob Gilbreath, Eastern N.M. (S)	1986-89	50	77	.649
Richard Hammond, Tex. A&M-Kingsville (S)	2002-05	49	79	.620
Shane Meyer, Central Mo. St. (S)	1995-98	49	77	.636
Billy Watkins, Tex. A&M-Commerce (S)	1990-93	49	84	.583
Bill May, Clarion (C)	1977-80	48	60	*.800
Ed Detwiler, East Stroudsburg (S)	1989-92	48	87	.552
Steve Huff, Central Mo. St. (C)	1982-85	47	80	.588
Phil Brandt, Central Mo. St. (S)	1987-90	46	66	.697
Scott Doyle, Chadron St. (S)	1992-95	46	69	.667
Coy Nance, Harding (S)	2000-03	46	70	.657
Howie Guarini, Shippensburg (S)	1988-91	45	62	.726
Eric Myers, West Va. Wesleyan (S)	1993-96	45	67	.672
Steve Opgenorth, Winona St. (S)	2000-03	45	70	.643
Mike Schauer, Northern Colo. (S)	1996-99	45	70	.643
Ed Hotz, Southeast Mo. St. (S)	1978-81	45	77	.584
James Knowles, North Ala. (C)	1982-85	45	77	.584
Kurt Seibel, South Dakota (C)	1980-83	44	62	.710
Jason Monday, Lenoir-Rhyne (S)	1989-92	44	64	.688
Matt Pifer, Ashland (S)	1998-01	44	73	.603
Pat Bolton, Montana St. (C)	1972-75	44	76	.579
Skipper Butler, Texas-Arlington (C)	1966-69	44	101	.436

*Record. (C) Conventional kicker. (S) Soccer-style kicker.

SEASON FIELD GOALS

Player, Team	Years	Made	Atts.	Pct.
Jeff Glas, North Dakota (S)	†2005	30	*36	.833
David Hendrix, Grand Valley St. (S)	†2003	25	32	.781
Will Rhody, Valdosta St. (S)	2004	22	23	*.957
Travis Snyder, Western St. (S)	2003	21	26	.808
Eric Houle, Saginaw Valley (S)	2003	21	32	.656
Jeff Glas, North Dakota (S)	2004	21	34	.618
Henrik Juul-Nielsen, Neb.-Kearney (S)	†2002	20	24	.833
Jason Williams, Southern Ark. (S)	†1998	20	24	.833
Justin Gray, Emporia St. (S)	†2004	20	26	.769
Pat Beaty, North Dakota (S)	†1988	20	26	.769
Raul De la Flor, Humboldt St. (S)	†1993	20	26	.769
Cameron Peterka, North Dakota (S)	†2001	20	29	.690
Tom Jurich, Northern Ariz. (C)	†1977	20	29	.690
Dennis Hochman, Sonoma St. (S)	†1986	19	22	.864
Scott Greene, Grand Valley St. (S)	2004	19	23	.826
Michael Green, Valdosta St. (S)	2005	19	26	.731
Trey Crum, Delta St. (S)	2003	19	26	.731
Cory Solberg, North Dakota (S)	†1989	19	27	.704
Paul Czerniak, Tusculum (S)	†2000	19	29	.655
Jaime Nunez, Weber St. (S)	†1971	19	32	.594
Jon Ruff, Indiana (Pa.) (S)	†1995	18	22	.818
Shane Meyer, Central Mo. St. (S)	†1997	18	25	.720
Bernard Henderson, Albany St. (Ga.) (S)	†1985	18	26	.692
Yuta Fukuda, North Ala. (S)	2005	18	29	.621

*Record for minimum 20 attempts. (C) Conventional kicker. (S) Soccer-style kicker.

ANNUAL CHAMPIONS

Year	Player, Team	Class	Made	Atts.	Pct.	PG
1970	Chris Guerrieri, Alfred (S)	Sr.	11	21	.524	1.38
1971	Jaime Nunez, Weber St. (S)	Sr.	19	32	.594	1.90
1972	Randy Walker, Northwestern St. (C)	Jr.	13	19	.684	1.30
1973	Reinhold Struprich, Hawaii (S)	Jr.	15	23	.652	1.36
1974	Mike Wood, Southeast Mo. St. (S)	Fr.	16	23	.696	1.45
1975	Wolfgang Taylor, Western St. (S)	Sr.	14	21	.667	1.56
1976	Rolf Benirschke, UC Davis (S)	Sr.	14	19	.737	1.56
1977	Tom Jurich, Northern Ariz. (C)	Sr.	20	29	.690	1.81
1978	Frank Friedman, Cal St. Northridge (S)	Jr.	15	22	.682	1.50
1979	Bill May, Clarion (C)	Jr.	16	21	.762	1.60
1980	Nelson McMurray, North Ala. (S)	Jr.	14	22	.636	1.40
	Sean Landeta, Towson (S)	So.	14	28	.500	1.40
1981	Russ Meier, South Dakota St. (S)	Fr.	16	21	.762	1.60
1982	Joey Malone, Alabama A&M (C)	Fr.	15	21	.714	1.36
	Rick Ruskiewicz, Edinboro (S)	Sr.	15	24	.625	1.36
1983	Mike Thomas, Angelo St. (S)	Sr.	16	22	.727	1.45
1984	Terry Godfrey, South Dakota (S)	Jr.	16	26	.615	1.60
1985	Bernard Henderson, Albany St. (Ga.) (S)	Sr.	18	26	.692	1.64

Year	Player, Team	Class	Made	Atts.	Pct.	PG
1986	Dennis Hochman, Sonoma St. (S)	Sr.	19	22	.864	1.90
1987	Ed O'Brien, UCF (S)	Sr.	17	26	.654	1.70
1988	Pat Beaty, North Dakota (S)	Sr.	20	26	.769	1.82
1989	Cory Solberg, North Dakota (S)	Jr.	19	27	.704	1.73
1990	Jack McTyre, Valdosta St. (S)	Sr.	17	23	.739	1.70
1991	Billy Watkins, Tex. A&M-Commerce (S)	So.	15	24	.625	1.36
1992	Mike Estrella, St. Mary's (Cal.) (S)	Jr.	15	27	.556	1.67
1993	Raul De la Flor, Humboldt St. (S)	Sr.	20	26	.769	1.82
1994	Matt Seagreaves, East Stroudsburg (S)	So.	15	26	.577	1.50
1995	Jon Ruff, Indiana (Pa.) (S)	Sr.	18	22	.818	1.64
1996	Juan Gomez-Tagle, North Dakota (S)	Sr.	15	20	.750	1.50
1997	Shane Meyer, Central Mo. St. (S)	Jr.	18	25	.720	1.64
1998	Jason Williams, Southern Ark. (S)	So.	20	24	.833	2.00
1999	Milan Smado, Southeastern Okla. (S)	So.	17	19	.895	1.55
2000	Paul Czerniak, Tusculum (S)	Jr.	19	29	.655	1.73
2001	Cameron Peterka, North Dakota (S)	Sr.	20	29	.690	1.82
2002	Henrik Juul-Nielsen, Neb.-Kearney (S)	Sr.	20	24	.833	1.82
2003	Travis Snyder, Western St. (S)	Jr.	21	26	.808	1.91
2004	Justin Gray, Emporia St. (S)	Sr.	20	26	.769	1.82
2005	Jeff Glas, North Dakota (S)	Sr.	*30	*36	.833	*2.31

*Record. (C) Conventional kicker. (S) Soccer-style kicker.

All-Time Longest Plays

Since 1941, official maximum length of all plays fixed at 100 yards.

RUSHING

Rushing plays have covered 99 yards 22 times. The most recent:

Yds.	Player, Team (Opponent)	Year
99	Isaac Redman, Bowie St. (Morgan St.)	2005
99	Ronaie Maye, Carson-Newman (Lenoir-Rhyne)	1999
99	Thelbert Withers, N.M. Highlands (Fort Lewis)	1992
99	Lester Frye, Edinboro (California [Pa.])	1991
99	Kelvin Minefee, Southern Utah (Mesa St.)	1988
99	Fred Deutsch, Springfield (Wagner)	1977
99	Sammy Croom, San Diego (Azusa Pacific)	1972
99	John Stenger, Swarthmore (Widener)	1970
99	Jed Knuttilla, Hamline (St. Thomas [Minn.])	1968
99	Dave Lanoha, Colorado Col. (Texas Lutheran)	1967

PASSING

Pass plays have resulted in 99-yard completions 25 times. The most recent:

Yds.	Passer-Receiver, Team (Opponent)	Year
99	Len Ferguson-Jesse Correll, Shepherd (Fairmont St.)	2004
99	Nate Jackson-Jonny Chan, Colorado Mines (South Dakota Tech)	2002
99	Maurice Hill-James Johnson, Bowie St. (St. Augustine's)	2002
99	Tom Guy-Keith Lessner, American Int'l (St. Anselm)	2001
99	Justin Coleman-Mike Smith, Neb.-Kearney (Wayne St. [Neb.])	1997
99	Antonio Hawkins-Jovelle Tillman, Virginia St. (Fayetteville St.)	1997
99	Matt Morris-Casey Cowan, Tex. A&M-Commerce (Midwestern St.)	1997
99	Rod Smith-Scott Hammond, Glenville St. (Concord)	1996
99	Ken Collums-Jerome Davis, Central Ark. (Delta St.)	1994
99	Greg Younger-Marty Walsh, Hillsdale (St. Francis [Ill.])	1994
99	Ray Morrow-Jeff Williamson, Cal St. East Bay (Redlands)	1993
99	Bob McLaughlin-Eric Muldowney, Lock Haven (Mansfield)	1993
99	Rob Ray-John Unger, Valparaiso (Hillsdale)	1992
99	Bret Comp-Ken Kopetchny, East Stroudsburg (Mansfield)	1990

PASS INTERCEPTION RETURNS

Yds.	Player, Team (Opponent) (Measured Yardage)	Year
100	Mike DeBye, Stonehill (Assumption)	2005
100	Ian Whittington, West Liberty St. (Concord)	2005
100	Fred Shaw, Central Okla. (Tarleton St.)	2004
100	Corey Gonzalez, Saginaw Valley (Ferris St.)	2004
100	Brian Holshek, Pace (Assumption)	2002
100	Chris Volz, Indianapolis (Mercyhurst)	2000
100	Matt Walsh, Stonehill (Assumption)	1999
100	Bershard Tillman, Harding (Northeastern St.)	1999
100	Gary Boehler, Colorado Mines (Fort Hays St.)	1991
100	Tim Stewart, Ky. Wesleyan (Union [Ky.])	1985
100	John Kersey, Wayne St. (Mich.) (Buffalo)	1981
100	Nels Strickland, West Ala. (North Ala.)	1971
100	Ray Kaspar, Millersville (Curry) (102 yards)	1967
100	Don Fears, Wayne St. (Mich.) (Thiel)	1959
100	Angelo Nicholas, Wayne St. (Mich.) (Allegheny)	1959
100	Bob Grover, Bloomsburg (Mansfield) (104 yards)	1953

PUNT RETURNS

Yds.	Player, Team (Opponent)	Year
100	Randy Ladson, Fayetteville St. (St. Paul's)	1987
99	Robert Savoy, West Virginia St. (West Va. Tech)	2005

Yds.	Player, Team (Opponent)	Year
99	Chris Brown, Northern Colo. (Colorado Mines)	1972
96	Derrick Crockett, Benedict (Lane)	2005
95	Nate Lehman, St. Cloud St. (Wis.-River Falls)	1999
93	Romar Crenshaw, Southeastern Okla. (East Tex. Baptist)	2003
91	Jim Lukowiak, Southern Conn. St. (Bryant)	2005
91	Anthony Merritt, North Ala. (West Ga.)	2003
91	Sterling Walker, Wayne St. (Mich.) (Indianapolis)	2000
91	Jason Bennett, Southern Ark. (Central Ark.)	2000
91	Jay Joseph, Tiffin (Iowa Wesleyan)	1997
91	Barry Ruffner, Indiana (Pa.) (California [Pa.]	1969

KICKOFF RETURNS

Kickoff returns have covered 100 yards many times. The most recent:

Yds.	Player, Team (Opponent) (Measured Yardage)	Year
100	Kyle Fox, Angelo St. (Western St.)	2005
100	Ricky Hughes, Mo. Southern St. (Harding)	2005
100	Fletcher Terrell, Washburn (Central Mo. St.)	2005
100	Marques McCray, Wayne St. (Neb.) (Concordia-St. Paul)	2005
100	C.J. Lewis, Clark Atlanta (Kentucky St.)	2005
100	Richard Siders, Benedict (Tuskegee)	2005
100	Richard Siders, Benedict (Lane)	2005
100	Corey White, Eastern N.M. (Southwestern Okla.)	2004
100	Ronnie Montgomery, Mansfield (Lock Haven)	2004
100	Jordan Babineaux, Southern Ark. (Delta St.)	2003

PUNTS

Yds.	Player, Team (Opponent)	Year
97	Earl Hurst, Emporia St. (Central Mo. St.)	1964
96	Alex Campbell, Morris Brown (Clark Atlanta)	1994
96	Gary Frens, Hope (Olivet)	1966
96	Jim Jarrett, North Dakota (South Dakota)	1957
93	Elliot Mills, Carleton (Monmouth [Ill.]	1970
93	Kaspar Fitins, Taylor (Georgetown [Ky.]	1966
93	Leeroy Sweeney, Pomona-Pitzer (UC Riverside)	1960

FIELD GOALS

Yds.	Player, Team (Opponent)	Year
67	Tom Odle, Fort Hays St. (Washburn)	1988
63	Joe Duren, Arkansas St. (McNeese St.)	1974
62	Doc Proctor, Ferris St. (Michigan Tech)	1999
62	Mike Flater, Colorado Mines (Western St.)	1973
61	Duane Christian, Cameron (Southwestern Okla.)	1976
61	Mike Wood, Southeast Mo. St. (Lincoln [Mo.]	1975
61	Bill Shear, Cortland St. (Hobart)	1966
60	Mike Panasuk, Ferris St. (St. Joseph's [Ind.]	1990
60	Ed Beaulac, Sonoma St. (St. Mary's [Cal.]	1989
60	Roger McCoy, Grand Valley St. (Grand Rapids)	1976
60	Skipper Butler, Texas-Arlington (Tex. A&M-Commerce)	1968

Team Champions

Annual Offense Champions

TOTAL OFFENSE

Year	Team	Avg.
1948	Hanover	*624.1
1949	Pacific	505.3
1950	West Tex. A&M	465.3
1951	Western Ill.	473.6
1952	Sam Houston St.	448.2
1953	Albertson	476.3
1954	Col. of Emporia	469.7
1955	Centre	431.0
1956	Florida A&M	475.0
1957	Denison	430.8
1958	Missouri Valley	449.6
1959	Whittier	461.3
1960	Muskingum	456.4
1961	Florida A&M	413.6
1962	Baker	438.4
1963	Col. of Emporia	517.1
1964	San Diego St.	422.6
1965	Long Beach St.	439.5
1966	Weber St.	460.1
1967	San Fran. St.	490.0
1968	Louisiana Tech	459.1
1969	Delaware	488.9
1970	Grambling	457.7
1971	Delaware	515.6
1972	Hobart	457.3
1973	Boise St.	466.5
1974	Boise St.	516.9
1975	Portland St.	472.4
1976	Portland St.	497.5
1977	Portland St.	506.7
1978	Western St.	487.0
1979	Delaware	450.5
1980	Texas St.	423.0
1981	Texas St.	482.3
1982	Northern Mich.	450.4
1983	Central St.	491.1
1984	North Dakota St.	455.3
1985	Truman	471.4
1986	Tex. A&M-Kingsville	542.6
1987	Tex. A&M-Kingsville	486.4
1988	Sacramento St.	486.0
1989	Grand Valley St.	480.8
1990	Chadron St.	479.6

Year	Team	Avg.
1991	Western St.	549.8
1992	New Haven	587.7
1993	Wayne St. (Neb.)	581.5
1994	West Tex. A&M	571.3
1995	Portland St.	472.0
1996	East Stroudsburg	509.1
1997	Emporia St.	531.5
1998	American Int'l	505.6
1999	Ferris St.	534.5
2000	Valdosta St.	502.4
2001	Grand Valley St.	600.8
2002	Carson-Newman	497.8
2003	Northern St.	535.5
2004	Pittsburg St.	598.4
2005	South Dakota	583.3

*Record.

RUSHING OFFENSE

Year	Team	Avg.
1948	Hanover	400.4
1949	Southern U.	382.9
1950	St. Lawrence	356.1
1951	Western N.M.	379.2
1952	William Jewell	345.0
1953	McPherson	375.9
1954	Col. of Emporia	*404.8
1955	Centre	373.4
1956	Tufts	359.9
1957	Denison	372.1
1958	Huron	353.3
1959	Bemidji St.	326.6
1960	Muskingum	355.2
1961	Huron	313.1
1962	Northern St.	355.3
1963	Luther	356.0
1964	Cal St. L.A.	325.9
1965	Huron	303.3
1966	Neb.-Kearney	370.1
1967	North Dakota St.	299.6
1968	Delaware	315.8
1969	St. Olaf	369.1
1970	Delaware	385.9
1971	Delaware	371.2
1972	Hobart	380.7
1973	Bethune-Cookman	308.8
1974	Central Mich.	324.6
1975	North Dakota	344.4

Year	Team	Avg.
1976	Montana St.	287.5
1977	South Carolina St.	321.5
1978	Western St.	320.2
1979	Mississippi Col.	314.5
1980	Minn. Duluth	307.3
1981	Millersville	322.9
1982	Mississippi Col.	297.0
1983	Jamestown	297.7
1984	North Dakota St.	334.7
1985	Saginaw Valley	300.4
1986	Tex. A&M-Kingsville	395.2
1987	Tex. A&M-Kingsville	330.5
1988	North Dakota St.	373.1
1989	Wofford	373.7
1990	North Dakota St.	364.2
1991	Wofford	347.9
1992	Pittsburg St.	353.8
1993	North Ala.	371.5
1994	Minn. St. Moorhead	375.0
1995	Pittsburg St.	318.8
1996	North Dakota St.	325.9
1997	Saginaw Valley	334.8
1998	Saginaw Valley	385.5
1999	Neb.-Omaha	335.2
2000	Carson-Newman	335.7
2001	Gannon	312.9
2002	Carson-Newman	346.4
2003	Carson-Newman	341.1
2004	Pittsburg St.	354.7
2005	Northwood	327.1

*Record.

PASSING OFFENSE

Year	Team	Avg.
1948	Hanover	223.8
1949	Baldwin-Wallace	196.9
1950	Northern Ill.	187.0
1951	Central Mich.	213.8
1952	Sam Houston St.	263.0
1953	Southern Conn. St.	193.5
1954	UNI	206.1
1955	Hamline	210.7
1956	Widener	207.7
1957	Cal Poly Pomona	236.0
1958	Cal Poly Pomona	217.6
1959	Whittier	199.3
1960	Whitworth	213.6

Year	Team	Avg.
1961	Cal Poly Pomona	244.1
1962	Northern Ill.	285.6
1963	Northern Ill.	349.3
1964	Parsons	301.3
1965	Southern Ore. St.	268.9
1966	San Diego St.	268.1
1967	San Fran. St.	387.0
1968	Louisiana Tech	316.4
1969	Portland St.	308.6
1970	Portland St.	313.8
1971	C.W. Post	262.5
1972	Maryville (Tenn.)	277.8
1973	Lehigh	275.0
1974	Boise St.	334.5
1975	Portland St.	361.7
1976	Portland St.	404.1
1977	Portland St.	378.5
1978	Northern Mich.	242.3
1979	Northern Mich.	284.2
1980	Northern Mich.	269.6
1981	Franklin	306.5
1982	Evansville	313.0
1983	Franklin	358.0
1984	Franklin	334.0
1985	Truman	345.1
1986	West Tex. A&M	345.5
1987	Evansville	306.6
1988	UCF	292.2
1989	Cal St. Chico	328.8
1990	New Haven	335.4
1991	Western St.	357.4
1992	Gardner-Webb	367.8
1993	C.W. Post	409.0
1994	West Tex. A&M	*454.5
1995	Norfolk St.	367.4
1996	East Stroudsburg	404.1
1997	Glenville St.	381.9
1998	West Chester	313.8
1999	Neb.-Kearney	338.6
2000	Valdosta St.	377.9
2001	Central Ark.	373.8
2002	Fort Lewis	373.5
2003	Delta St.	346.4
2004	Colorado Mines	366.6
2005	West Tex. A&M	363.8

*Record.

SCORING OFFENSE

Year	Team	Avg.
1948	Sul Ross St.	43.1
1949	Pacific	50.0
1950	West Tex. A&M	37.2
1951	Western Ill.	42.1
1952	Tex. A&M-Commerce	49.6
1953	Albertson	42.4
1954	Col. of Emporia	43.2
1955	Central Mich.	36.3
1956	Florida A&M	45.9
1957	Denison	38.6
1958	West Chester	51.4
1959	Florida A&M	42.6
1960	Florida A&M	52.8
1961	Florida A&M	54.7
1962	Florida A&M	42.0
1963	Col. of Emporia	42.4
1964	San Diego St.	42.3
1965	Ottawa	43.2
1966	N.M. Highlands	48.1
1967	Waynesburg	53.7
1968	Doane	52.9
1969	St. Olaf	45.2
1970	Wittenberg	40.0
1971	Michigan Tech	42.4
1972	Fort Valley St.	45.0
1973	Western Ky.	37.7
1974	Boise St.	44.6
1975	Bethune-Cookman	37.9
1976	Northern Mich.	43.0
1977	South Carolina St.	38.4
1978	Western St.	45.2
1979	Delaware	35.5

Year	Team	Avg.
1980	Minn. Duluth	35.4
1981	Texas St.	37.5
1982	Truman	40.0
1983	Central St.	43.6
1984	North Dakota St.	39.0
1985	UC Davis	37.6
1986	Tex. A&M-Kingsville	43.1
1987	UCF	34.5
	West Chester	34.5
1988	North Dakota St.	39.6
	Tex. A&M-Kingsville	39.6
1989	Grand Valley St.	44.5
1990	Indiana (Pa.)	44.2
1991	Western St.	46.1
1992	New Haven	50.5
1993	New Haven	54.7
1994	Hampton	46.4
1995	Tex. A&M-Kingsville	40.1
1996	Clarion	43.5
1997	New Haven	43.3
1998	Northwest Mo. St.	46.4
1999	Ferris St.	47.3
2000	Northwest Mo. St.	48.8
2001	Grand Valley St.	*58.4
2002	Grand Valley St.	46.7
2003	Bentley	46.4
2004	Pittsburg St.	55.8
2005	South Dakota	49.7

*Record.

Annual Defense Champions

TOTAL DEFENSE

Year	Team	Avg.
1948	Morgan St.	104.4
1949	Southern Conn. St.	95.6
1950	Southern Conn. St.	93.6
1951	Southern Conn. St.	84.3
1952	West Chester	128.4
1953	Shippensburg	81.9
1954	Geneva	106.3
1955	Col. of Emporia	102.0
1956	Tennessee St.	118.9
1957	West Chester	90.2
1958	Rose-Hulman	95.8
1959	Md.-East Shore	75.3
1960	Md.-East Shore	104.8
1961	Florida A&M	85.3
1962	John Carroll	*44.4
1963	West Chester	100.8
1964	Morgan St.	126.4
1965	Morgan St.	91.5
1966	Tennessee St.	85.7
1967	Tennessee St.	61.6
1968	Alcorn St.	103.4
1969	Livingstone	148.5
1970	Delaware St.	103.5
1971	Hampden-Sydney	115.6
1972	Wis.-Whitewater	143.8
1973	Livingstone	114.9
1974	Livingstone	120.5
1975	South Carolina St.	100.6
1976	Alcorn St.	108.9
1977	Virginia Union	160.3
1978	East Stroudsburg	153.8
1979	Virginia Union	138.2
1980	Concordia-M'head	191.7
1981	Fort Valley St.	148.3
1982	Jamestown	187.9
1983	Virginia Union	143.7
1984	Virginia St.	180.6
1985	Fort Valley St.	162.2
1986	Virginia Union	163.5
1987	Alabama A&M	167.1
1988	Alabama A&M	175.8
1989	Winston-Salem	185.7
1990	Sonoma St.	218.5
1991	Ashland	195.5
1992	Ashland	211.5
1993	Bentley	188.3
1994	Bentley	195.5
1995	Kentucky St.	205.1

Year	Team	Avg.
1996	Stonehill	194.0
1997	Livingstone	171.5
1998	Savannah St.	166.3
1999	Northeastern St.	180.6
2000	C.W. Post	195.5
2001	N.C. Central	187.2
2002	C.W. Post	215.5
2003	Albany St. (Ga.)	204.8
2004	Shaw	219.3
2005	Edinboro	211.2

*Record.

RUSHING DEFENSE

Year	Team	Avg.
1948	Morgan St.	44.8
1949	Hanover	43.5
1950	Lewis & Clark	50.3
1951	Southern Conn. St.	17.1
1952	Tex. A&M-Commerce	48.5
1953	Shippensburg	53.6
1954	Tennessee St.	29.2
1955	Muskingum	52.5
1956	Hillsdale	51.1
1957	West Chester	27.9
1958	Ithaca	48.4
1959	Md.-East Shore	36.3
1960	West Chester	41.4
1961	Florida A&M	20.1
1962	John Carroll	1.0
1963	St. John's (Minn.)	12.9
1964	Fort Valley St.	39.7
1965	Morgan St.	15.0
1966	Tennessee St.	13.9
1967	Tennessee St.	*16.7
1968	Alcorn St.	8.8
1969	Merchant Marine	16.2
1970	Delaware St.	4.9
1971	Northern Colo.	27.5
1972	Alcorn St.	49.8
1973	Alcorn St.	45.9
1974	Livingstone	53.0
1975	Alcorn St.	15.9
1976	Alcorn St.	32.5
1977	Virginia Union	63.6
1978	East Stroudsburg	52.2
1979	Virginia Union	41.0
1980	Mo.-Rolla	34.6
1981	Fort Valley St.	46.9
1982	Butler	71.1
1983	Butler	38.2
1984	Norfolk St.	53.8
1985	Norfolk St.	50.9
1986	Central St.	44.5
1987	West Chester	67.2
1988	Cal Poly	56.4
1989	Tex. A&M-Kingsville	60.7
1990	Sonoma St.	58.3
1991	Sonoma St.	63.6
1992	Ashland	64.4
1993	Albany St. (Ga.)	59.1
1994	Hampton	66.0
1995	North Ala.	56.8
1996	Livingstone	66.9
1997	Livingstone	52.8
1998	Savannah St.	48.8
1999	Catawba	53.4
2000	C.W. Post	42.0
2001	C.W. Post	17.6
2002	C.W. Post	43.8
2003	Grand Valley St.	62.0
2004	C.W. Post	42.8
2005	Edinboro	53.7

*Record.

PASSING DEFENSE

Year	Team	\$Avg.
1948	Ashland	*10.1
1949	Wilmington (Ohio)	39.8
1950	Vermont	34.4
1951	Alfred	52.0
1952	Cortland St.	45.9
1953	Shippensburg	28.3
1954	St. Augustine's	26.5

Year	Team	\$Avg.
1955	Ithaca	15.5
1956	West Va. Tech	29.1
1957	Lake Forest	25.0
1958	Coast Guard	25.4
1959	Huron	21.9
1960	Susquehanna	27.3
1961	Westminster (Utah)	24.8
1962	Principia	27.8
1963	Western Caro.	39.3
1964	Mont. St.-Billings	44.1
1965	Minot St.	44.5
1966	Manchester	54.7
1967	Mount Union	61.4
1968	Bridgeport	47.6
1969	Wabash	72.0
1970	Hampden-Sydney	62.9
1971	Western Ky.	57.7
1972	Howard	48.8
1973	East Stroudsburg	37.6
1974	Tennessee St.	52.6
1975	N.C. Central	60.2
1976	Morris Brown	60.8
1977	Delaware St.	64.3
1978	Concordia-M'head	55.8
1979	Kentucky St.	62.3
1980	Norfolk St.	71.5
1981	Bowie St.	75.7
1982	Elizabeth City St.	49.0
1983	Elizabeth City St.	65.0
1984	Virginia St.	80.4
1985	Fort Valley St.	94.5
1986	Virginia Union	84.7
1987	Alabama A&M	72.5
1988	Alabama A&M	84.3
1989	Mo. Southern St.	93.0
1990	Angelo St.	65.4
1991	Carson-Newman	64.9
1992	Tex. A&M-Commerce	61.8
1993	Alabama A&M	71.5
1994	Bentley	55.6
1995	Savannah St.	72.4
1996	N.C. Central	62.1
1997	Kentucky St.	64.4
1998	Central Okla.	72.3
1999	Northeastern St.	59.2
2000	Northeastern St.	70.4
2001	Bowie St.	70.8
2002	Tuskegee	82.0
2003	C.W. Post	74.7
2004	Miles	79.5
2005	Shepherd	85.0

*Record. \$Beginning in 1990, based on pass efficiency ranking instead of yards per game.

SCORING DEFENSE

Year	Team	Avg.
1959	Huron	2.1
1960	Albany St. (Ga.)	*0.0
1961	Florida A&M	2.8
1962	John Carroll	2.9
1963	Massachusetts	1.3
1964	Central (Iowa)	4.8
1965	St. John's (Minn.)	2.2
1966	Morgan St.	3.6
1967	Waynesburg	4.3
1968	Central Conn. St.	4.4
1969	Carthage	6.0
1970	Hampden-Sydney	2.8
1971	Hampden-Sydney	3.4
1972	Ashland	5.6
1973	Virginia Union	3.8
1974	Minn. Duluth	5.5
1975	South Carolina St.	2.9
1976	South Carolina St.	3.4
1977	Minn. Duluth	7.8
1978	La.-Lafayette	7.1
1979	Virginia Union	6.1
1980	Minn. Duluth	7.6
1981	Minn. St. Moorhead	5.0
1982	Jamestown	5.9
1983	Towson	5.8
1984	Cal Poly	9.0
1985	Fort Valley St.	6.3

Year	Team	Avg.
1986	North Dakota St.	6.8
1987	Tuskegee	9.1
1988	Alabama A&M	7.5
1989	Jacksonville St.	7.0
1990	Cal Poly	11.3
1991	Butler	7.1
1992	Ferris St.	10.5
1993	Albany St. (Ga.)	8.7
1994	Bentley	6.0
1995	North Ala.	10.6
1996	Carson-Newman	10.7
1997	Albany St. (Ga.)	7.3
1998	Central Okla.	7.7
1999	Pittsburg St.	9.5
2000	Catawba	8.3
2001	Catawba	10.9
2002	Morehouse	11.2
2003	Bowie St.	11.2
2004	North Dakota	12.2
2005	Edinboro	9.3

*Record.

Other Annual Team Champions

NET PUNTING

Year	Team	Avg.
1992	Fort Lewis	37.9
1993	North Ala.	39.5
1994	Colorado Mines	42.9
1995	New Haven	38.7
1996	Adams St.	40.2
1997	North Ala.	39.5
1998	Adams St.	41.8
1999	Fairmont St.	40.1
2000	Carson-Newman	39.8
2001	South Dakota St.	40.8
2002	Central Wash.	41.1
2003	Central Wash.	38.9
2004	East Stroudsburg	40.6
2005	Central Ark.	37.7

PUNT RETURNS

Year	Team	Avg.
1992	Savannah St.	21.2
1993	Wayne St. (Neb.)	19.1
1994	Adams St.	16.7
1995	Elizabeth City St.	23.1
1996	Angelo St.	14.7
1997	Gardner-Webb	19.8
1998	Morehouse	19.5
1999	Northwest Mo. St.	18.0
2000	Tuskegee	21.6
2001	West Liberty St.	17.6
2002	Winona St.	19.9
2003	Southern Ark.	20.5
2004	Abilene Christian	23.7
2005	Kentucky St.	19.5

KICKOFF RETURNS

Year	Team	Avg.
1992	Jacksonville St.	34.0
1993	Adams St.	27.5
1994	Western N.M.	31.8
1995	Millersville	26.0
1996	Northern Colo.	27.5
1997	Carson-Newman	30.4
1998	Central Okla.	28.9
1999	Northeastern St.	28.4
2000	Western Wash.	27.1
2001	Chadron St.	27.0
2002	Truman	26.1
2003	Virginia Union	28.4
2004	Shippensburg	27.8
2005	Minn. Duluth	26.8

TURNOVER MARGIN

Year	Team	Avg.
1992	Hillsdale	2.2
1993	Hillsdale	2.7

Year	Team	Avg.
1994	Lenoir-Rhyne	2.6
1995	Central Okla.	2.6
1996	Central Okla.	2.3
1997	North Dakota St.	2.0
1998	Presbyterian	2.3
1999	American Int'l	*2.8
2000	American Int'l	2.3
2001	Virginia Union	2.2
2002	Southwestern Okla.	1.6
2003	Shaw	1.6
2004	Valdosta St.	1.6
2005	California (Pa.)	1.8

MOST IMPROVED

Year	Team	From	To	Imp.
1996	St. Joseph's (Ind.)	1-9	9-2	*7½
1997	Carson-Newman	2-9	8-3	6
1998	Fort Valley St.	5-6	11-2	5
1999	Mars Hill	1-10	7-4	6
2000	Delta St.	6-4	14-1	5½
	Morehouse	2-8	8-3	5½
	Valdosta St.	4-7	10-2	5½
	Westminster (Pa.)	3-8	8-2	5½
2001	Central Ark.	3-8	9-3	5½
2002	Central Wash.	4-7	11-1	6½
2003	North Ala.	4-7	13-1	*7½
2004	Minn. St. Mankato	0-11	6-5	6
2005	West Tex. A&M	2-8	10-2	7

*Record.

Defensive Team Single-Game Records

(Since 2000)

TACKLES FOR LOSS

TFL	Team (Opponent)	Date
25	Adams St. (Okla. Panhandle)	Oct. 13, 2001
23	St. Joseph's (Ind.) (St. Francis [Ill.])	Sept. 4, 2004
23	Adams St. (Okla. Panhandle)	Sept. 7, 2002
22	Fayetteville St. (Elizabeth City St.)	Sept. 14, 2002
22	Gannon (Edinboro)	Aug. 31, 2002
22	Bemidji St. (Minn.-Morris)	Oct. 28, 2000
20	Tusculum (Mars Hill)	Nov. 6, 2004
20	Winona St. (Minn. Duluth)	Nov. 4, 2000
20	Winona St. (Minn.-Crookston)	Oct. 7, 2000
19	Tusculum (Lenoir-Rhyne)	Oct. 30, 2004
19	Mo. Western St. (Winona St.)	Aug. 30, 2003
19	Fort Hays St. (Chadron St.)	Nov. 10, 2001
19	Indianapolis (Mercyhurst)	Sept. 30, 2000
18	Adams St. (Colorado Mines)	Nov. 6, 2004
18	Tusculum (Charleston So.)	Sept. 7, 2003
18	Presbyterian (Tusculum)	Nov. 4, 2000

PASS SACKS

Sacks	Team (Opponent)	Date
14	North Dakota (New Haven)	Sept. 21, 2001
12	Tusculum (Charleston So.)	Sept. 27, 2003
12	Tusculum (Morehouse)	Sept. 13, 2003
11	Tusculum (Lenoir-Rhyne)	Oct. 30, 2004
11	Gannon (Alma)	Oct. 6, 2001
10	Quincy (Westminster [Mo.])	Oct. 6, 2001
9	St. Joseph's (Ind.) (Lincoln [Mo.])	Nov. 20, 2004
9	Tusculum (Winston-Salem)	Sept. 11, 2004
9	Harding (Mo.-Rolla)	Aug. 31, 2002

PASSES DEFENDED

(Pass Interceptions and Pass Break-ups)

PDs	Team (Opponent)	Date
18	Adams St. (N.M. Highlands)	Oct. 11, 2003
18	Winona St. (Concordia-St. Paul)	Oct. 27, 2001
16	Mercyhurst (Indianapolis)	Oct. 25, 2003
15	Tiffin (Alma)	Sept. 25, 2004
15	Mercyhurst (Ferris St.)	Oct. 14, 2000
14	Winona St. (Northern St.)	Nov. 7, 2003
14	Tusculum (Presbyterian)	Oct. 11, 2003
13	Bryant (Mass.-Lowell)	Oct. 26, 2002
13	Lincoln (Mo.) (Langston)	Oct. 20, 2001
13	Indianapolis (Findlay)	Oct. 7, 2000
12	Fayetteville St. (Bowie St.)	Sept. 27, 2003
12	Tusculum (Elon)	Sept. 6, 2003

PDs	Team (Opponent)	Date
12	Truman (Mo. Western St.)	Nov. 16, 2002
12	Northwest Mo. St. (Truman)	Oct. 26, 2002
12	Fort Hays St. (Fort Lewis)	Sept. 30, 2002
12	West Ala. (Belhaven)	Aug. 31, 2002
12	Adams St. (Fort Lewis)	Nov. 10, 2001
12	Presbyterian (Tusculum)	Nov. 3, 2001
12	Harding (West Ga.)	Oct. 27, 2001

FORCED FUMBLES

FF	Team (Opponent)	Date
5	Harding (Henderson St.)	Oct. 2, 2004
5	Winona St. (Minn. Duluth)	Nov. 15, 2003
5	Tusculum (Charleston So.)	Sept. 27, 2003
5	Washburn (Wis-La Crosse)	Sept. 7, 2002
5	Harding (Central Ark.)	Oct. 7, 2000
5	Harding (Tarleton St.)	Sept. 2, 2000
4	Central Wash. (Humboldt St.)	Oct. 2, 2004
4	Indiana (Pa.) (Neb.-Omaha)	Sept. 4, 2004
4	Millersville (West Chester)	Nov. 8, 2003
4	Adams St. (Fort Lewis)	Sept. 20, 2003
4	Indianapolis (Ashland)	Nov. 2, 2002
4	Winona St. (Concordia-St. Paul)	Nov. 2, 2002
4	Gannon (Robert Morris)	Oct. 26, 2002
4	Indianapolis (Northwood)	Oct. 12, 2002
4	Indiana (Pa.) (Clarion)	Oct. 5, 2002
4	West Ala. (Belhaven)	Aug. 31, 2002
4	Mercyhurst (Findlay)	Nov. 3, 2001
4	Presbyterian (Lenoir-Rhyne)	Oct. 27, 2001
4	Adams St. (Fort Hays St.)	Sept. 15, 2001
4	Fort Hays St. (Colorado Mines)	Sept. 23, 2000
4	Truman (Southwest Baptist)	Sept. 16, 2000
4	Tusculum (West Va. Tech)	Aug. 26, 2000

Team Single-Season Highs

MOST GAMES PLAYED
(Since 1948; Counts Postseason Games)

Team, Year	No.
Northwest Mo. St., 2005	15
Pittsburg St., 2004	15
West Chester, 2004	15
Grand Valley St., 2003	15
Valdosta St., 2002	15
North Dakota, 2001	15
Bloomsburg, 2000	15
Delta St., 2000	15
Northwest Mo. St., 1999	15
Northwest Mo. St., 1998	15
Northern Colo., 1997	15
Northern Colo., 1996	15
Pittsburg St., 1992	15

MOST VICTORIES
(Since 1948; Counts Postseason Games)

Team, Year	No.
Northwest Mo. St., 1998	15
Pittsburg St., 2004	14
Grand Valley St., 2003	14
Grand Valley St., 2002	14
Valdosta St., 2002	14
North Dakota, 2001	14
Delta St., 2000	14
Northwest Mo. St., 1999	14
North Ala., 1995	14
North Ala., 1993	14
Pittsburg St., 1992	14
North Dakota St., 1990	14

Team, Year	No.
North Dakota St., 1988	14
Texas St., 1982	14
Grand Valley St., 2005	13
Valdosta St., 2004	13
North Ala., 2003	13
Grand Valley St., 2001	13
Carson-Newman, 1999	13
Northern Colo., 1997	13
Indiana (Pa.), 1993	13
Pittsburg St., 1991	13
Jacksonville St., 1989	13
North Dakota St., 1986	13

MOST LOSSES
(Since 1972)

Team, Year	No.
West Va. Tech, 2005	11
Mesa St., 2004	11
Minn. St. Moorhead, 2004	11
Clark Atlanta, 2003	11
Minn. St. Mankato, 2003	11
Mo.-Rolla, 2003	11
N.M. Highlands, 2003	11
Cheyney, 2002	11
Minn.-Morris, 2002	11
Mo.-Rolla, 2002	11
West Tex. A&M, 2002	11
Minn.-Morris, 2001	11
Minn.-Morris, 2000	11
Minn.-Morris, 1999	11
Mo.-Rolla, 1999	11
Wayne St. (Mich.), 1999	11
Northwest Mo. St., 1994	11
West Ala., 1988	11
Winona St., 1979	11

2005 Most-Improved Teams

Team (Coach)	2005 W-L	2004 W-L	\$Games Improved
West Tex. A&M (Don Carthel)	10-2	2-8	7
Angelo St. (Dale Carr)	9-3	2-9	6½
Mesa St. (Joe Ramunno)	5-6	0-11	5
Charleston (W.V.) (Tony DeMeo)	8-3	3-7	4½
Ashland (Lee Owens)	9-2	5-6	4
Glenville St. (Alan Fiddler)	9-2	5-6	4
Mo.-Rolla (Kirby Cannon)	7-4	3-8	4
North Ala. (Mark Hudspeth)	11-3	5-5	4
St. Augustine's (Michael Costa)	8-2	4-6	4
West Ga. (Mike Ledford)	7-4	2-7	4
Minn. Duluth (Kyle Schweigert)	8-4	4-7	3½
Mo. Western St. (Jerry Partridge)	9-3	5-6	3½
Neb.-Kearney (Darrell Morris)	9-3	5-6	3½
Presbyterian (Tommy Spangler)	10-2	6-5	3½
West Liberty St. (Roger Waialae)	6-5	2-8	3½
Western Ore. (Arne Ferguson)	5-6	1-9	3½

\$To determine games improved, add the difference in victories between the two seasons to the difference in losses, then divide by two. Includes postseason games.

All-Time Most-Improved Teams

(Since 1996)

Team (Coach)	Year	W-L	Pvs. W-L	\$Games Improved
North Ala. (Mark Hudspeth)	2003	13-1	4-7	7½
St. Joseph's (Ind.) (Brendan Flaherty)	1996	9-2	1-9	7½
West Tex. A&M (Don Carthel)	2005	10-2	2-8	7
Angelo St. (Dale Carr)	2005	9-3	2-9	6½
Central Wash. (John Zamberlin)	2002	11-1	4-7	6½
Neb.-Omaha (Pat Behrns)	1996	10-2	3-8	6½
Minn. St. Mankato (Jeff Jamrog)	2004	6-5	0-11	6
Findlay (Dan Simrell)	2002	9-2	3-8	6
Mars Hill (Tim Clifton)	1999	7-4	1-10	6
Carson-Newman (Ken Sparks)	1997	8-3	2-9	6
Gardner-Webb (Steve Patton)	1996	8-3	2-9	6
Mass.-Lowell (Sandy Ruggles)	1996	6-4	0-10	6

\$To determine games improved, add the difference in victories between the two seasons to the difference in losses, then divide by two. Includes postseason games.

All-Time Team Won-Lost Records

Includes records as a senior college only, minimum 20 seasons of competition since 1937. Postseason games are included, and each tie game is computed as half won and half lost.

BY PERCENTAGE (TOP 25)

School	Yrs.	Won	Lost	Tied	Pct.
Grand Valley St.	35	263	114	3	.696
Tex. A&M-Kingsville	77	544	237	16	.693
West Chester	77	497	226	17	.683
Valdosta St.	24	180	89	3	.667
Indiana (Pa.)	76	458	231	23	.659
Pittsburg St.	98	602	307	48	.654
Carson-Newman	82	514	268	30	.651
Central Okla.	100	568	315	47	.636
C.W. Post	49	304	176	5	.632
Neb.-Kearney	82	468	269	27	.630
Tuskegee	110	576	336	50	.625
North Dakota	109	568	345	30	.618
Minn. Duluth	73	393	240	24	.616
Fort Valley St.	60	348	219	21	.610
Northern St.	100	505	322	32	.607
Arkansas Tech	91	494	314	41	.606
East Stroudsburg	78	415	266	19	.606
Virginia St.	94	481	306	48	.605
North Ala.	57	354	232	16	.601
Truman	98	508	338	34	.597
Southern Conn. St.	58	324	217	11	.597
Saginaw Valley	31	197	133	3	.596
Virginia Union	105	486	325	47	.594
Angelo St.	42	262	180	7	.591
Central Wash.	87	415	285	23	.590

BY VICTORIES (TOP 25)

School	Yrs.	Won	Lost	Tied	Pct.
Pittsburg St.	98	602	307	48	.654
Tuskegee	110	576	336	50	.625
Central Okla.	100	568	315	47	.636
North Dakota	109	568	345	30	.618
Hillsdale	113	549	376	46	.589
Tex. A&M-Kingsville	77	544	237	16	.693
Carson-Newman	82	514	268	30	.651
Truman	98	508	338	34	.597
Northern St.	100	505	322	32	.607
West Chester	77	497	226	17	.683
Arkansas Tech	91	494	314	41	.606
Virginia Union	105	486	325	47	.594
Central Ark.	94	482	338	42	.584
Virginia St.	94	481	306	48	.605
South Dakota	110	480	451	34	.515
Washburn	114	472	523	40	.475
Neb.-Kearney	82	468	269	27	.630
Presbyterian	93	460	414	35	.525
Central Mo. St.	109	458	465	51	.496
Indiana (Pa.)	76	458	231	23	.659
Tex. A&M-Commerce	88	454	368	31	.550
Emporia St.	108	447	467	44	.490
Catawba	86	446	378	26	.540
Chadron St.	91	434	322	15	.573
Ouachita Baptist	99	431	399	42	.518

ALPHABETICAL LISTING

(No Minimum Seasons of Competition)

School	Yrs.	Won	Lost	Tied	Pct.
Abilene Christian	84	415	364	32	.531
Adams St.	71	306	307	17	.499
Albany St. (Ga.)	60	318	240	21	.567
American Int'l.	69	302	290	20	.510
Angelo St.	42	262	180	7	.591
Ark.-Monticello	88	334	426	25	.441
Arkansas Tech	91	494	314	41	.606
Ashland	83	394	329	29	.543
Assumption	18	53	121	1	.306
Augustana (S.D.)	85	339	406	14	.456
Bemidji St.	80	284	377	23	.432
Benedict	6	15	18	0	.455
Bentley	18	133	46	1	.742
Bloomsburg	78	354	311	21	.531
Bowie St.	34	129	198	6	.396

School	Yrs.	Won	Lost	Tied	Pct.
Bryant	7	32	36	0	.471
C.W. Post	49	304	176	5	.632
California (Pa.)	76	290	349	19	.455
Carson-Newman	82	514	268	30	.651
Catawba	86	446	378	26	.540
Central Ark.	94	482	338	42	.584
Central Mo. St.	109	458	465	51	.496
Central Okla.	100	568	315	47	.636
Central Wash.	87	415	285	23	.590
Chadron St.	91	434	322	15	.573
Charleston (W.V.)	6	13	19	0	.406
Cheyney	52	91	386	5	.194
Chowan	11	28	79	1	.264
Clarion	77	356	302	17	.540
Clark Atlanta	67	208	351	23	.377
Colorado Mines	116	363	507	32	.420
Concord	83	349	367	27	.488
Concordia-St. Paul	6	33	13	0	.717
Delta St.	76	370	344	23	.518
East Central	93	421	422	38	.499
East Stroudsburg	78	415	266	19	.606
Eastern N.M.	62	320	292	15	.522
Edinboro	77	308	332	24	.482
Elizabeth City St.	64	257	314	18	.452
Emporia St.	108	447	467	44	.490
Fairmont St.	92	405	336	44	.544
Fayetteville St.	60	220	324	26	.409
Ferris St.	77	306	339	34	.476
Findlay	101	425	349	25	.548
Fort Hays St.	84	381	403	49	.487
Fort Lewis	43	140	271	3	.342
Fort Valley St.	60	348	219	21	.610
Gannon	18	87	87	2	.500
Glenville St.	93	314	370	37	.461
Grand Valley St.	35	263	114	3	.696
Harding	52	242	251	18	.491
Henderson St.	98	405	409	44	.498
Hillsdale	113	549	376	46	.589
Humboldt St.	78	344	332	20	.509
Indiana (Pa.)	76	458	231	23	.659
Indianapolis	68	297	319	23	.483
Johnson C. Smith	78	293	383	34	.437
Kentucky St.	77	334	395	26	.460
Ky. Wesleyan	45	137	216	16	.393
Kutztown	75	265	359	21	.427
Lane	82	213	415	26	.346
Lenoir-Rhyne	86	422	385	34	.522
Lincoln (Mo.)	30	152	115	6	.568
Livingstone	57	222	300	15	.427
Lock Haven	77	276	415	25	.403
Mansfield	76	229	401	30	.370
Mars Hill	42	198	218	10	.477
Mercyhurst	25	117	120	4	.494
Merrimack	10	52	44	0	.542
Mesa St.	30	174	144	5	.546
Michigan Tech	83	305	303	17	.502
Midwestern St.	29	142	152	6	.483
Miles	36	98	231	7	.302
Millersville	74	343	286	21	.544
Minn.-Crookston	9	32	62	0	.340
Minn. Duluth	73	393	240	24	.616
Minn. St. Mankato	80	342	351	27	.494
Minn. St. Moorhead	88	378	349	31	.519
Mo.-Rolla	100	359	492	36	.425
Mo. Southern St.	38	194	188	7	.508
Mo. Western St.	36	190	185	9	.507
Morehouse	106	373	414	49	.475
N.C. Central	75	384	299	24	.560
N.M. Highlands	79	279	374	27	.430
Neb.-Kearney	82	468	269	27	.630
Neb.-Omaha	89	404	368	30	.522
Newberry	92	346	506	33	.410
North Ala.	57	354	232	16	.601
North Dakota	109	568	345	30	.618
North Greenville	6	11	20	0	.355
Northeastern St.	83	405	334	30	.546
Northern Mich.	92	389	311	26	.554
Northern St.	100	505	322	32	.607
Northwest Mo. St.	88	425	379	32	.528
Northwood	44	199	209	8	.488
Okla. Panhandle	82	291	464	25	.389
Ouachita Baptist	99	431	399	42	.518
Pace	28	101	166	2	.379

School	Yrs.	Won	Lost	Tied	Pct.
Pittsburg St.	98	602	307	48	.654
Presbyterian	93	460	414	35	.525
Saginaw Valley	31	197	133	3	.596
St. Anselm	37	114	115	11	.498
St. Augustine's	19	90	68	4	.568
St. Cloud St.	78	370	310	23	.543
St. Joseph's (Ind.)	86	282	364	24	.439
St. Paul's	29	59	202	4	.230
Shaw	6	22	10	0	.688
Shepherd	82	381	299	26	.558
Shippensburg	76	377	310	21	.547
Slippery Rock	78	403	286	28	.582
South Dakota	110	480	451	34	.515
Southeastern Okla.	94	404	409	44	.497
Southern Ark.	86	398	329	27	.546
Southern Conn. St.	58	324	217	11	.597
Southwest Baptist	23	66	167	2	.285
Southwest Minn. St.	38	145	238	5	.380
Southwestern Okla.	96	419	407	37	.507
Stillman	7	39	28	0	.582
Stonehill	18	71	96	3	.426
Tarleton St.	45	207	250	3	.453
Tex. A&M-Commerce	88	454	368	31	.550
Tex. A&M-Kingsville	77	544	237	16	.693
Tiffin	6	22	32	0	.407
Truman	98	508	338	34	.597
Tusculum	56	144	239	24	.383
Tuskegee	110	576	336	50	.625
Upper Iowa	103	321	432	25	.429
Valdosta St.	24	180	89	3	.667
Virginia St.	94	481	306	48	.605
Virginia Union	105	486	325	47	.594
Washburn	114	472	523	40	.475
Wayne St. (Mich.)	88	299	428	29	.415
Wayne St. (Neb.)	90	352	414	40	.462
West Ala.	64	233	355	15	.399
West Chester	77	497	226	17	.683
West Ga.	27	146	138	0	.514
West Liberty St.	79	383	322	35	.541
West Tex. A&M	94	412	461	22	.473
West Virginia St.	82	293	392	40	.432
West Va. Tech	86	286	414	35	.413
West Va. Wesleyan	100	379	445	30	.461
Western N.M.	69	252	339	15	.428
Western Ore.	80	360	307	17	.539
Western St.	83	357	363	14	.496
Western Wash.	89	360	346	32	.509
Wingate	20	89	119	0	.428
Winona St.	103	334	420	25	.445
Winston-Salem	62	330	255	22	.562

Winningest Teams of the 2000s

(2000-01-02-03-04-05, Playoffs Included; Minimum four seasons as Division II member)

BY PERCENTAGE (TOP 25)

School	Yrs.	Won	Lost	Pct.
Grand Valley St.	6	71	9	.888
Valdosta St.	6	68	10	.872
Tuskegee	6	58	11	.841
C.W. Post	6	57	12	.826
Saginaw Valley	6	59	14	.808
Carson-Newman	6	54	13	.806
Northwest Mo. St.	6	60	15	.800
Pittsburg St.	6	61	16	.792
Bloomsburg	6	54	15	.783
Winona St.	6	55	16	.775
North Dakota	6	60	18	.769
Bentley	6	49	16	.754
Indiana (Pa.)	6	49	16	.754
Catawba	6	52	17	.754
Central Mo. St.	6	50	17	.746
East Stroudsburg	6	50	18	.735
Chadron St.	6	45	17	.726
Neb.-Omaha	6	49	19	.721
Tex. A&M-Kingsville	6	49	20	.710
Shepherd	6	44	18	.710
Concordia-St. Paul	5	39	16	.709
Southern Conn. St.	6	44	19	.698
Delta St.	6	47	21	.691
Tarleton St.	6	47	21	.691
Minn. Duluth	6	47	22	.681

BY VICTORIES (TOP 25)

School	Yrs.	Won	Lost	Pct.
Grand Valley St.	6	71	9	.888
Valdosta St.	6	68	10	.872
Pittsburg St.	6	61	16	.792
Northwest Mo. St.	6	60	15	.800
North Dakota	6	60	18	.769
Saginaw Valley	6	59	14	.808
Tuskegee	6	58	11	.841
C.W. Post	6	57	12	.826
Winona St.	6	55	16	.775
Carson-Newman	6	54	13	.806
Bloomsburg	6	54	15	.783
Catawba	6	52	17	.754
Central Mo. St.	6	50	17	.746
East Stroudsburg	6	50	18	.735
Bentley	6	49	16	.754
Indiana (Pa.)	6	49	16	.754
Neb.-Omaha	6	49	19	.721
Tex. A&M-Kingsville	6	49	20	.710
Delta St.	6	47	21	.691
Tarleton St.	6	47	21	.691
Minn. Duluth	6	47	22	.681
Chadron St.	6	45	17	.726
Mo. Western St.	6	45	23	.662
Northwood	6	45	23	.662
Shepherd	6	44	18	.710
Southern Conn. St.	6	44	19	.698
Albany St. (Ga.)	6	44	21	.677
Bemidji St.	6	44	21	.677

Winningest Teams of the 1990s

BY PERCENTAGE Minimum seven years in Division II

School	Years*	Won	Lost	Tied	Pct.
Pittsburg St.	10	103	18	2	.846
Carson-Newman	9	91	18	1	.832
Indiana (Pa.)	10	94	26	1	.781
Bentley	7	56	17	0	.767
North Dakota St.	10	88	27	0	.765
Northern Colo.	10	92	31	0	.748
North Dakota	10	81	27	1	.748
North Ala.	10	87	31	1	.735
Albany St. (Ga.)	10	79	30	1	.723
UC Davis	10	81	31	2	.719
Millersville	10	73	28	2	.718
Grand Valley St.	10	80	31	2	.717
New Haven	10	79	31	1	.716
Tex. A&M-Kingsville	10	85	34	0	.714
Chadron St.	10	77	31	1	.711
C.W. Post	7	50	22	0	.694
Ferris St.	10	78	34	3	.691
Slippery Rock	10	77	35	1	.686
Shepherd	10	71	34	1	.675
Central Okla.	10	72	35	1	.671
Glenville St.	7	52	26	0	.667
Western St.	10	72	36	1	.665
Ashland	10	68	37	1	.646
Angelo St.	10	66	36	2	.644
Saginaw Valley	10	66	40	0	.623

*Years of NCAA Division II active membership. Records include postseason.

BY VICTORIES

School	Years*	Won	Lost	Tied	Pct.
Pittsburg St.	10	103	18	2	.846
Indiana (Pa.)	10	94	26	1	.781
Northern Colo.	10	92	31	0	.748
Carson-Newman	9	91	18	1	.832
North Dakota St.	10	88	27	0	.765
North Ala.	10	87	31	1	.735
Tex. A&M-Kingsville	10	85	34	0	.714
UC Davis	10	81	31	2	.719
North Dakota	10	81	27	1	.748
Grand Valley St.	10	80	31	2	.717
Albany St. (Ga.)	10	79	30	1	.723
New Haven	10	79	31	1	.716
Ferris St.	10	78	34	3	.691
Chadron St.	10	77	31	1	.711
Slippery Rock	10	77	35	1	.686
Northwest Mo. St.	10	74	47	1	.611
Millersville	10	73	28	2	.718
Central Okla.	10	72	35	1	.671

School	Years*	Won	Lost	Tied	Pct.
Western St.	10	72	36	1	.665
Shepherd	10	71	34	1	.675
Ashland	10	68	37	1	.646
Angelo St.	10	66	36	2	.644
Saginaw Valley	10	66	40	0	.623

School	Years*	Won	Lost	Tied	Pct.
Truman	10	66	44	0	.600
West Chester.....	10	66	41	1	.616
West Ga.	10	66	43	0	.606
Valdosta St.	10	66	43	2	.604

*Years of NCAA Division II active membership. Records include postseason.

National Poll Rankings

Wire Service National Champions

(1958-74)

(For what was then known as College Division teams. Selections by United Press International from 1958 and Associated Press from 1960.)

Year	Team	Coach	Record*
1958	Southern Miss.	Thad "Pie" Vann	9-0-0
1959	Bowling Green	Doyt Perry	9-0-0
1960	Ohio	Bill Hess	10-0-0
1961	Pittsburg St.	Carnie Smith	9-0-0
1962	Southern Miss. (UPI)	Thad "Pie" Vann	9-1-0
1963	Florida A&M (AP)	Jake Gaither	9-0-0
	Delaware (UPI)	Dave Nelson	8-0-0
	Northern Ill. (AP)	Howard Fletcher	9-0-0
1964	Cal St. L.A. (UPI)	Homer Beatty	9-0-0
	Wittenberg (AP)	Bill Edwards	8-0-0
1965	North Dakota St.	Darrell Mudra	10-0-0
1966	San Diego St.	Don Coryell	10-0-0
1967	San Diego St.	Don Coryell	9-1-0
1968	San Diego St. (UPI)	Don Coryell	9-0-1
	North Dakota St. (AP)	Ron Erhardt	9-0-0
1969	North Dakota St.	Ron Erhardt	9-0-0
1970	Arkansas St.	Bennie Ellender	10-0-0
1971	Delaware	"Tubby" Raymond	9-1-0
1972	Delaware	"Tubby" Raymond	10-0-0
1973	Tennessee St.	John Merritt	10-0-0
1974	Louisiana Tech (UPI)	Maxie Lambright	10-0-0
	Central Mich. (AP)	Roy Kramer	9-1-0

*Regular season.

Final Poll Leaders

(Released before division championship playoffs until 2002. Beginning in 2002, the final poll leaders were released after the championship playoffs.)

Year	Team (Record*)	Coach	Record in Championship†
1975	North Dakota (9-0)	Jerry Olson	0-1 Lost in first round
1976	Northern Mich. (10-0)	Gil Krueger	1-1 Lost in semifinals
1977	North Dakota St. (8-1-1)	Jim Wacker	1-1 Lost in semifinals
1978	Winston-Salem (10-0)	Bill Hayes	Did not compete
1979	Delaware (9-1)	"Tubby" Raymond	3-0 Champion
1980	Eastern Ill. (8-2)	Darrell Mudra	2-1 Runner-up
1981	Texas St. (9-0)	Jim Wacker	3-0 Champion
1982	Texas St. (11-0)	Jim Wacker	3-0 Champion
1983	UC Davis (9-0)	Jim Sochor	1-1 Lost in semifinals
1984	North Dakota St. (9-1)	Don Morton	2-1 Runner-up
1985	UC Davis (9-1)	Jim Sochor	0-1 Lost in first round
1986	North Dakota St. (10-0)	Earle Solomonsen	3-0 Champion
1987	Tex. A&M-Kingsville (9-1)	Ron Harms	Did not compete
1988	North Dakota St. (10-0)	Rocky Hager	4-0 Champion
1989	Tex. A&M-Kingsville (10-0)	Ron Harms	0-1 Lost in first round
1990	North Dakota St. (10-0)	Rocky Hager	4-0 Champion
1991	Indiana (Pa.) (10-0)	Frank Cignetti	2-1 Lost in semifinals
1992	Pittsburg St. (11-0)	Chuck Broyles	3-1 Runner-up
1993	North Ala. (10-0)	Bobby Wallace	4-0 Champion
1994	North Ala. (8-1)	Bobby Wallace	4-0 Champion
1995	North Ala. (9-0)	Bobby Wallace	4-0 Champion
1996	Tex. A&M-Kingsville (7-2)	Ron Harms	0-1 Lost in first round
1997	Carson-Newman (9-0)	Ken Sparks	2-1 Lost in semifinals
1998	Central Okla. (10-0)	Gary Howard	1-1 Lost in quarterfinals
1999	Carson-Newman (10-0)	Ken Sparks	3-1 Runner-up
2000	Northwest Mo. St. (10-0)	Mel Tjeerdsma	0-1 Lost in first round
2001	Valdosta St. (11-0)	Chris Hatcher	1-1 Lost in quarterfinals
2002	Grand Valley St. (14-0)	Brian Kelly	4-0 Champion
2003	Grand Valley St. (14-1)	Brian Kelly	4-0 Champion
2004	Valdosta St. (13-1)	Chris Hatcher	4-0 Champion
2005	Grand Valley St. (13-0)	Chuck Martin	4-0 Champion

*Final poll record; in some cases, a team had one game remaining before the championship playoffs. Beginning in 2002, the final record reflects the results of the championship playoffs. †Number of teams in the championship: 8 (1975-87); 16 (1988-03); 24 (2004-present).

Weekly Poll Leaders

Poll conducted by the NCAA Division II Football Committee through 1999. The American Football Coaches Association supplied weekly poll beginning in 2000. The NCAA Statistics Service thanks Jeff Hodges, University of North Alabama sports information director, for his research on poll information for the years of 1982-96. Any information pertaining to former polls may be submitted to the NCAA Statistics Service.

1982

9-30Texas St.
FinalTexas St.

1983

9-26Texas St.
10-10Texas St.
10-24Mississippi Col.
10-31UC Davis

11-7UC Davis
FinalUC Davis

1984

9-17Troy
9-24Central St.
10-8Central St.
10-15Central St.
10-29North Dakota St.
FinalNorth Dakota St.

1985

9-23South Dakota
9-30South Dakota
10-14South Dakota
10-21Central St.
10-28Central St.
11-11UC Davis
11-18UC Davis
FinalUC Davis

1986

9-15North Dakota St.
9-22North Dakota St.
9-29North Dakota St.
10-6North Dakota St.
10-13North Dakota St.

10-20North Dakota St.
10-27North Dakota St.
11-3North Dakota St.
11-10North Dakota St.
FinalNorth Dakota St.

1987

9-15South Dakota
9-29South Dakota
10-5South Dakota
10-19Northern Mich.
10-26Northern Mich.
11-8Tex. A&M-Kingsville
FinalTex. A&M-Kingsville

1988

PreTroy
9-12Troy
9-19North Dakota St.
9-26North Dakota St.
10-3North Dakota St.
10-10North Dakota St.
10-17North Dakota St.
10-24North Dakota St.
10-31North Dakota St.
FinalNorth Dakota St.

1989

PreNorth Dakota St.
9-11North Dakota St.
9-18North Dakota St.
9-25North Dakota St.
10-2North Dakota St.
10-9North Dakota St.
10-16North Dakota St.
10-23Tex. A&M-Kingsville
10-30Tex. A&M-Kingsville
FinalTex. A&M-Kingsville

1990

9-17North Dakota St.
9-24North Dakota St.
10-1North Dakota St.
10-8North Dakota St.
10-15North Dakota St.
10-22North Dakota St.
10-29North Dakota St.
FinalNorth Dakota St.

1991

PreNorth Dakota St.
9-16Indiana (Pa.)
9-23Indiana (Pa.)

9-30.....Indiana (Pa.)
 10-7.....Indiana (Pa.)
 10-14.....Indiana (Pa.)
 10-21.....Indiana (Pa.)
 10-28.....Indiana (Pa.)
 11-4.....Indiana (Pa.)
 Final.....Indiana (Pa.)

1992

Pre.....Pittsburg St.
 9-14.....Pittsburg St.
 9-21.....Pittsburg St.
 9-28.....Pittsburg St.
 10-5.....Pittsburg St.
 10-12.....Pittsburg St.
 10-19.....Pittsburg St.
 10-26.....Pittsburg St.
 11-2.....Pittsburg St.
 Final.....Pittsburg St.

1993

Pre.....North Dakota St.
 9-20.....North Dakota St.
 9-27.....North Dakota St.
 10-4.....North Dakota St.
 10-11.....North Ala.
 10-18.....North Ala.
 10-25.....North Ala.
 11-1.....North Ala.
 11-8.....North Ala.
 Final.....North Ala.

1994

Pre.....North Ala.
 9-12.....North Ala.
 9-19.....North Ala.
 9-26.....North Ala.
 10-3.....North Ala.
 10-10.....North Ala.
 10-17.....North Ala.
 10-24.....North Ala.
 10-31.....North Ala.
 Final.....North Ala.

1995

Pre.....North Ala.
 9-11.....North Ala.
 9-18.....North Ala.
 9-25.....North Ala.
 10-2.....North Ala.

10-9.....North Ala.
 10-16.....North Ala.
 10-23.....North Ala.
 10-30.....North Ala.
 Final.....North Ala.

1996

Pre.....North Ala.
 9-9.....Ferris St.
 9-16.....Ferris St.
 9-23.....North Dakota St.
 9-30.....Carson-Newman
 10-7.....Indiana (Pa.)
 10-14.....Indiana (Pa.)
 10-21.....Valdosta St.
 10-28.....Valdosta St.
 11-4.....Tex. A&M-Kingsville
 Final.....Tex. A&M-Kingsville

1997

9-8.....Northern Colo.
 9-15.....Carson-Newman
 9-22.....Carson-Newman
 9-29.....Carson-Newman
 10-6.....Carson-Newman
 10-13.....Carson-Newman
 10-20.....Carson-Newman
 10-27.....Carson-Newman
 11-3.....Carson-Newman
 11-10.....Carson-Newman
 Final.....Carson-Newman

1998

Pre.....Northern Colo.
 9-21.....Northern Colo.
 9-28.....Northern Colo.
 10-5.....Northern Colo.
 10-12.....Northern Colo.
 10-19.....Northern Colo.
 10-26.....Central Okla.
 11-2.....Central Okla.
 Final.....Central Okla.

1999

Pre.....Northwest Mo. St.
 9-20.....Carson-Newman
 9-27.....Carson-Newman
 10-4.....Carson-Newman
 10-11.....Carson-Newman
 10-18.....Carson-Newman

10-25.....Carson-Newman
 11-1.....Carson-Newman
 Final.....Carson-Newman

2000

Pre.....Northwest Mo. St.
 9-5.....Northwest Mo. St.
 9-12.....Northwest Mo. St.
 9-19.....Northwest Mo. St.
 9-26.....Northwest Mo. St.
 10-3.....Northwest Mo. St.
 10-10.....Northwest Mo. St.
 10-17.....Northwest Mo. St.
 10-24.....Northwest Mo. St.
 10-31.....Northwest Mo. St.
 11-7.....Northwest Mo. St.
 Final.....Delta St.

2001

Pre.....Delta St.
 9-4.....Delta St.
 9-11.....Delta St.
 9-18.....Delta St.
 9-25.....Delta St.
 10-2.....Delta St.
 10-9.....Valdosta St.
 10-16.....Valdosta St.
 10-23.....Valdosta St.
 10-30.....Valdosta St.
 11-6.....Valdosta St.
 11-13.....Valdosta St.
 Final.....North Dakota

2002

Pre.....Grand Valley St.
 9-3.....Grand Valley St.
 9-10.....Grand Valley St.
 9-17.....Grand Valley St.
 9-24.....Grand Valley St.
 10-1.....Grand Valley St.
 10-8.....Grand Valley St.
 10-15.....Grand Valley St.
 10-22.....Grand Valley St.
 10-29.....Grand Valley St.
 11-5.....Grand Valley St.
 11-12.....Grand Valley St.
 11-19.....Grand Valley St.
 Final.....Grand Valley St.

2003*

Pre.....Grand Valley St.
 9-2.....Grand Valley St.
 9-9.....Grand Valley St.
 9-16.....Grand Valley St.
 9-23.....Grand Valley St.
 9-30.....Grand Valley St.
 10-7.....Grand Valley St.
 10-14.....Grand Valley St.
 10-21.....Valdosta St. (2)
 10-28.....Valdosta St.
 11-4.....Saginaw Valley (2)
 11-11.....Saginaw Valley
 11-18.....Saginaw Valley
 Final.....Grand Valley St. (4)

2004

Pre.....Grand Valley St.
 8-31.....Grand Valley St.
 9-7.....Grand Valley St.
 9-14.....Grand Valley St.
 9-21.....Grand Valley St.
 9-28.....Grand Valley St.
 10-5.....Grand Valley St.
 10-12.....Grand Valley St.
 10-19.....Pittsburg St. (2)
 10-26.....Pittsburg St.
 11-2.....Pittsburg St.
 11-9.....Pittsburg St.
 Final.....Valdosta St. (3)

2005

Pre.....Valdosta St.
 8-30.....Valdosta St.
 9-6.....Valdosta St.
 9-13.....Valdosta St.
 9-20.....Grand Valley St. (2)
 9-27.....Grand Valley St.
 10-4.....Grand Valley St.
 10-11.....Grand Valley St.
 10-18.....Grand Valley St.
 10-25.....Grand Valley St.
 11-1.....Grand Valley St.
 11-8.....Grand Valley St.
 Final.....Grand Valley St.

*Number in parentheses indicates ranking in previous week's poll.

Undefeated, Untied Teams

(Regular-Season Games Only)

In 1948, official national statistics rankings began to include all nonmajor four-year colleges. Until the 1967 season, rankings and records included all four-year colleges that reported their statistics to the NCAA. Beginning with the 1967 season, statistics (and won-lost records) included only members of the NCAA.

Since 1981, conference playoff games have been included in a team's regular-season statistics and won-lost record (previously, such games were considered postseason contests).

The regular-season list includes games in which a home team served as a predetermined, pre-season host of a "bowl game" regardless of its record and games scheduled before the season, thus eliminating postseason designation for the Orange Blossom Classic, annually hosted by Florida A&M, and the Prairie View Bowl, annually hosted by Prairie View, for example.

Figures are regular-season wins only. A subsequent postseason win(s) is indicated by (*), a loss by (†) and a tie by (‡).

Year	College	Wins	Year	College	Wins
1948	Alma.....	8		Mission House.....	6
	Bloomsburg.....	9		New Hampshire.....	8
	Denison.....	8		St. Lawrence.....	8
	Heidelberg.....	9		St. Norbert.....	7
	Michigan Tech.....	7		Thiel.....	7
	Missouri Valley.....	‡9		Valparaiso.....	‡9
	Occidental.....	*8		West Liberty St.....	*8
	Southern U.....	*11		Wis.-La Crosse.....	*9
	Sul Ross St.....	‡10		Wis.-Whitewater.....	6
	Wesleyan (Conn.).....	8	1951	Bloomsburg.....	8
1949	Ball St.....	8		Bucknell.....	9
	Emory & Henry.....	*‡10		Col. of Emporia.....	8
	Gannon.....	8		Ill. Wesleyan.....	8
	Hanover.....	‡8		Lawrence.....	7
	Lewis.....	8		McDaniel.....	8
	Md.-East. Shore.....	8		TCNJ.....	6
	Morgan St.....	8		Northern Ill.....	9
	Pacific.....	11		Principia.....	6
	St. Ambrose.....	8		St. Michael's.....	6
	St. Vincent.....	*9		South Dakota Tech.....	8
	Trinity (Conn.).....	8		Susquehanna.....	6
	Wayne St. (Neb.).....	9		Valparaiso.....	9
	Wofford.....	11	1952	Beloit.....	8
1950	Abilene Christian.....	*10		Clarion.....	*8
	Canterbury.....	8		Tex. A&M-Commerce.....	*10
	Florida St.....	8		Fairmont St.....	6
	Frank. & Marsh.....	9		Idaho St.....	8
	Lehigh.....	9		Lenoir-Rhyne.....	‡8
	Lewis & Clark.....	*8		Northeastern St.....	‡9
	Md.-East. Shore.....	8		Peru St.....	10

Year	College	Wins	Year	College	Wins	Year	College	Wins
	Rochester	8		Gust. Adolphus	†8		Wagner	10
	St. Norbert	6		Missouri Valley	†8		Western St.	†9
	Shippensburg	7		Neb.-Kearney	9		Westminster (Pa.)	8
	West Chester	7		Northeastern St.	**9		Wittenberg	8
1953	Albertson	†8		Northern Ariz.	*†10	1965	Ball St.	†9
	Cal Poly	9		Rochester	8		East Stroudsburg	*9
	Col. of Emporia	8		Rose-Hulman	8		Fairmont St.	†8
	Defiance	8		St. Benedict's	†10		Georgetown (Ky.)	9
	Florida A&M	10		Sewanee	8		Ill. Wesleyan	8
	Indianapolis	8		Southern Miss.	9		Ithaca	8
	Iowa Wesleyan	†9	1959	Wheaton (Ill.)	8		Middle Tenn.	10
	Juniata	7		Bowling Green	9		Morgan St.	9
	Northern St.	8		Butler	9		North Dakota St.	*10
	Martin Luther	6		Coe	8		Northern Ill.	†9
	Peru St.	8		Fairmont St.	9		Ottawa	9
	Prairie View	10		Florida A&M	10		St. John's (Minn.)	**9
	St. Olaf	8		Hofstra	9		Springfield	9
	Shippensburg	8		John Carroll	7		Sul Ross St.	†10
	Tex. A&M-Commerce	†10		Lenoir-Rhyne	*†9		Tennessee St.	†9
	Westminster (Pa.)	8		San Fran. St.	10	1966	Central (Iowa)	†9
	Wis.-La Crosse	†9		Western Ill.	9		Clarion	*9
	Wis.-Platteville	6	1960	Albright	9		Defiance	9
1954	Ashland	7		Arkansas Tech	†10		Morgan St.	*8
	Carleton	8		Humboldt St.	*†10		Muskingum	†9
	Central Conn. St.	6		Langston	9		Northwestern St.	9
	Col. of Emporia	†9		Lenoir-Rhyne	*†10		San Diego St.	*10
	Delta St.	8		Montclair St.	8		Tennessee St.	*9
	Hastings	*8		Muskingum	9		Waynesburg	**9
	Hobart	8		UNL	†9		Wilkes	8
	Juniata	8		Ohio	10		Wis.-Whitewater	*†9
	Luther	9		Ottawa	9			
	Miles	8		Wagner	9	Beginning in 1967, NCAA members only.		
	Neb.-Omaha	*9		West Chester	9	1967	Alma	8
	Martin Luther	6		Whitworth	9		Central (Iowa)	9
	Pomona-Pitzer	8		Willamette	8		Doane	†8
	Principia	7	1961	Albion	8		Lawrence	8
	Southeastern La.	9		Baldwin-Wallace	9		Morgan St.	8
	Tennessee St.	†10		Butler	9		North Dakota St.	†9
	Trinity (Conn.)	7		Central Okla.	9		Northern Mich.	†9
	Trinity (Tex.)	9		Florida A&M	10		Wagner	9
	Whitworth	8		Fresno St.	*9		West Chester	*†9
	Widener	7		Linfield	*†10		Wilkes	8
	WPI	6		Mayville St.	8	1968	Alma	8
1955	Alfred	8		Millikin	8		Doane	*9
	Centre	8		Northern St.	9		East Stroudsburg	†8
	Coe	8		Ottawa	9		Indiana (Pa.)	†9
	Col. of Emporia	9		Pittsburg St.	**9		North Dakota St.	*9
	Drexel	8		Wash. & Lee	9		Randolph-Macon	9
	Grambling	10		Wheaton (Ill.)	8	1969	Albion	8
	Heidelberg	9		Whittier	†9		Carthage	9
	Hillsdale	9	1962	Carthage	8		Defiance	9
	Juniata	†8		Central Okla.	**9		Doane	8
	Md.-East Shore	9		Col. of Emporia	†10		Montana	†10
	Miami (Ohio)	9		Earlham	8		North Dakota St.	*9
	Muskingum	8		East Stroudsburg	†8		Northern Colo.	10
	Northern St.	†9		John Carroll	7		Wesleyan (Conn.)	8
	Parsons	8		Kalamazoo	8		Wittenberg	*9
	Shepherd	8		Lenoir-Rhyne	*†10	1970	Arkansas St.	*10
	Southeast Mo. St.	9		Northern St.	†9		Jacksonville St.	10
	Trinity (Conn.)	7		Parsons	9		Montana	†10
	Whitworth	9		St. John's (Minn.)	9		St. Olaf	9
	Wis.-Stevens Point	8		Susquehanna	9		Tennessee St.	*10
1956	Alfred	7		Wittenberg	9		Westminster (Pa.)	**8
	Central Mich.	9	1963	Alabama A&M	8		Wittenberg#	9
	Hillsdale	9		Central Wash.	9	1971	Alfred	8
	Lenoir-Rhyne	10		Coast Guard	†8		Hampden-Sydney	†10
	Milton	6		Col. of Emporia	10		Westminster (Pa.)	†8
	Montana St.	†9		Delaware	8	1972	Ashland	11
	Neb.-Kearney	9		John Carroll	7		Bridgeport	*10
	Redlands	9		Lewis & Clark	8		Delaware	10
	St. Thomas (Minn.)	8		Luther	9		Doane	†10
	Sam Houston St.	*9		McNeese St.	8		Frank. & Marsh.	9
	Southern Conn. St.	9		Missouri St.	†9		Heidelberg	*9
	Tennessee St.	10		Neb.-Kearney	†9		Louisiana Tech	*11
	Westminster (Pa.)	8		Northeastern	†8		Middlebury	8
1957	Elon	6		Northeastern St.	*10		Monmouth (Ill.)	9
	Fairmont St.	7		Northern Ill.	*9	1973	Tennessee St.	10
	Florida A&M	9		Prairie View	*†9		Western Ky.	**†10
	Hillsdale	†9		Ripon	8	1974	Louisiana Tech	*†10
	Hobart	6		St. John's (Minn.)	**8		Michigan Tech	9
	Idaho St.	9		Sewanee	8		UNLV	*†11
	Jamestown	7		Texas St.	10	1975	East Stroudsburg	*9
	Juniata	7	1964	Wis.-Eau Claire	7		North Dakota	†9
	Lock Haven	8		Albion	8	1976	East Stroudsburg	†9
	Middle Tenn.	10		Amherst	8	1977	UC Davis	*†10
	Pittsburg St.	*10		Cal St. L.A.	9		Florida A&M	11
	Ripon	8		Concordia-M'head	*†9		Winston-Salem	†11
	St. Norbert	8		Frank. & Marsh.	8	1978	Western St.	*†9
	West Chester	9		Montclair St.	7		Winston-Salem	*†10
1958	California (Pa.)	8		Prairie View	9	1979	(None)	
	Chadron St.	8						

Year	College	Wins	Year	College	Wins	Year	College	Wins
1980	Minn. Duluth	10	1992	Indiana (Pa.)	***†10	2001	Catawba	*†10
	Mo.-Rolla	10		Jacksonville St.	***†9		Northwest Mo. St.	†11
1981	Northern Mich.	*†10		New Haven	***†10		Tuskegee	11
	Shippensburg	*†11		Pittsburg St.	***†11		Chadron St.	†10
	Virginia Union	†11	1993	Albany St. (Ga.)	†11		Grand Valley St.	***†10
1982	UC Davis	***†10		Bentley	10		Valdosta St.	*†11
	North Dakota St.	*†11		Hampton	*†11	2002	C.W. Post	†11
	Texas St.	***†11		Indiana (Pa.)	***†10		Carson-Newman	*†11
1983	UC Davis	*†10		New Haven	*†10		Central Wash.	†11
	Central St.	***†10		North Ala.	***†10		Grand Valley St.	***†10
1984	(None)			Quincy	9		Minn. Duluth	†11
1985	Bloomsburg	*†11	1994	Bentley	*10		Northwest Mo. St.	*†11
1986	UC Davis	†10		Ferris St.	*†10		Valdosta St.	***†11
	North Dakota St.	***†10		Pittsburg St.	†10	2003	Bentley	†10
	Virginia Union	†11		Carson-Newman	***†10		North Ala.	***†11
1987	(None)		1995	Ferris St.	*†10		Saginaw Valley	†11
1988	North Dakota St.	****†10		North Ala.	***†10	2004	Albany St. (Ga.)	*†10
	St. Mary's (Cal.)	10	1996	(None)			Colorado Mines	*†11
1989	Grand Valley St.	†11	1997	Albany St. (Ga.)	*†10		Pittsburg St.	***†11
	Jacksonville St.	***†10		Livingstone##	†10	2005	Bloomsburg	†11
	Pittsburg St.	*†11		Northwest Mo. St.	*†10		Grand Valley St.	***†9
	Tex. A&M-Kingsville	†10	1998	Central Okla.	*†11		Shepherd	†11
1990	North Dakota St.	****†10		Northwest Mo. St.	***†11			
	Pittsburg St.	*†10	1999	Carson-Newman	***†10			
1991	Carson-Newman	†10	2000	UC Davis	*†10			

#Later forfeited all games. ## Later forfeited two games.

The Spoilers

Compiled since 1973, when the three-division reorganization plan was adopted by the special NCAA Convention. Following is a list of the spoilers of Division II teams that lost their perfect (undefeated, untied) record in their season-ending game, including the Division II championship playoffs. An asterisk (*) indicates an NCAA championship playoff game, a pound sign (#) indicates an NAIA championship playoff game, a dagger (†) indicates the home team in a regular-season game, and (@) indicates a neutral-site game. A game involving two undefeated, untied teams is in **bold** face.

Date	Spoiler	Victim	Score
12-15-73	* Louisiana Tech	Western Ky.	34-0
11-30-74	* Louisiana Tech	Western Caro.	10-7
11-15-75	† C.W. Post	American Int'l	21-0
11-15-75	* Eastern N.M.	† Northern Colo.	16-14
11-29-75	* West Ala.	North Dakota	34-14
11-20-76	† Shippensburg	East Stroudsburg	tie 14-14
12-3-77	‡ South Carolina St.	Winston-Salem	10-7
12-3-77	* Lehigh	UC Davis	39-30
12-2-78	* Delaware	Winston-Salem	41-0
11-28-81	* Shippensburg	Virginia Union	40-27
12-5-81	* North Dakota St.	Shippensburg	18-6
12-5-81	* Texas St.	Northern Mich.	62-0
12-4-82	* UC Davis	North Dakota St.	19-14
12-11-82	* Texas St.	UC Davis	34-9
12-3-83	* North Dakota St.	UC Davis	26-17
12-10-83	* North Dakota St.	Central St.	41-21
12-7-85	* North Ala.	Bloomsburg	34-0
11-15-86	* West Chester	† Millersville	7-3
11-29-86	* Troy	Virginia Union	31-7
11-29-86	* South Dakota	UC Davis	26-23
12-10-88	# Adams St.	Pittsburg St.	13-10
11-18-89	* Mississippi Col.	Tex. A&M-Kingsville	34-19
11-18-89	* Indiana (Pa.)	Grand Valley St.	34-24
11-25-89	* Angelo St.	Pittsburg St.	24-21
12-9-89	* Mississippi Col.	Jacksonville St.	3-0
12-1-90	* North Dakota St.	Pittsburg St.	39-29
11-23-91	# Western St.	Carson-Newman	38-21
12-7-91	* Jacksonville St.	Indiana (Pa.)	27-20

Date	Spoiler	Victim	Score
12-14-91	* Pittsburg St.	Jacksonville St.	23-6
11-14-92	@Minn. St. Moorhead	Michigan Tech	36-35
12-5-92	* Jacksonville St.	New Haven	46-35
12-12-92	* Jacksonville St.	Pittsburg St.	17-13
11-13-93	@Minn. Duluth	Wayne St. (Neb.)	29-28
11-20-93	* Hampton	Albany St. (Ga.)	33-7
11-27-93	* Indiana (Pa.)	New Haven	38-35
11-27-93	* North Ala.	Hampton	45-20
12-11-93	* North Ala.	Indiana (Pa.)	41-34
11-19-94	* North Dakota St.	Pittsburg St.	(3 ot) 18-12
11-26-94	* Indiana (Pa.)	Ferris St.	21-17
12-2-95	* North Ala.	Ferris St.	45-7
11-29-97	* Carson-Newman	Albany St. (Ga.)	23-22
11-29-97	* Northern Colo.	Northwest Mo. St.	35-28
12-6-97	* Northern Colo.	Carson-Newman	30-29
11-28-98	* Tex. A&M-Kingsville	Central Okla.	(ot) 24-21
12-11-99	@* Northwest Mo. St.	Carson-Newman	(4 ot) 58-52
11-18-00	* North Dakota St.	Northwest Mo. St.	31-17
11-25-00	* Delta St.	Catawba	20-14
12-2-00	* Bloomsburg	UC Davis	58-48
11-17-01	* Tarleton St.	Chadron St.	28-24
11-24-01	* Catawba	Valdosta St.	(ot) 37-34
12-8-01	@*North Dakota	Grand Valley St.	17-14
11-23-02	* Northwest Mo. St.	Minn. Duluth	45-41
11-23-02	* Grand Valley St.	C.W. Post	62-13
11-23-02	* UC Davis	Central Wash.	24-6
11-30-02	* Valdosta St.	Carson-Newman	31-28
11-30-02	* Northern Colo.	Northwest Mo. St.	23-12
12-14-02	* Grand Valley St.	Valdosta St.	31-24
11-22-03	* Grand Valley St.	Bentley	65-36
11-29-03	* Grand Valley St.	Saginaw Valley	10-3
12-6-03	* North Dakota	North Ala.	29-22
11-20-04	* Pittsburg St.	Colorado Mines	70-35
11-27-04	* Valdosta St.	Albany St. (Ga.)	38-24
12-11-04	* Valdosta St.	Pittsburg St.	36-31
11-19-05	* East Stroudsburg	Bloomsburg	52-39
11-19-05	* C.W. Post	Shepherd	28-21

‡Gold Bowl.

Streaks and Rivalries

Longest Winning Streaks

(From 1931; Includes Postseason Games)

Wins	Team	Years
34	Hillsdale	1954-57
32	Wilkes	1965-69
31	Morgan St.	1965-68
31	Missouri Valley	1946-48
30	Bentley	1993-95
29	Tex. A&M-Commerce	1951-53
27	Truman	1931-35
25	Pittsburg St.	1991-92
25	San Diego St.	1965-67
25	Peru St.	1951-54
25	Md.-East. Shore	1948-51
24	Northwest Mo. St.	1999-00
24	North Dakota St.	1964-66
24	Wesleyan (Conn.)	1945-48

Longest Unbeaten Streaks

(From 1931; Includes Postseason Games)

No.	Wins	Ties	Team	Years
54	47	7	Morgan St.	1931-38
38	36	2	Doane	1965-70
37	35	2	Southern U.	1947-51
35	34	1	North Dakota St.	1968-71
34	34	0	Hillsdale	1954-57
32	32	0	Wilkes	1965-69
31	31	0	Morgan St.	1965-68
31	31	0	Missouri Valley	1946-48
31	29	2	St. Ambrose	1935-38
30	30	0	Bentley	1993-95
30	29	1	Wittenberg	1961-65
30	29	1	Tex. A&M-Commerce	1951-53
28	27	1	Wesleyan (Conn.)	†1942-48
28	27	1	Case Reserve	1934-37
27	26	1	Pittsburg St.	1991-92
27	26	1	Junia	1956-59
27	27	0	Truman	1931-35

†Did not field teams in 1943-44.

Most-Played Rivalries

Games	Opponents	Series Record	First Game
	(Series leader listed first)		
110	North Dakota-North Dakota St. %	62-45-3	1894
104	South Dakota-South Dakota St. %	50-47-7	1889
102	Emporia St.-Washburn	51-45-6	1899
94	Tuskegee-Morehouse	59-27-8	1902
94	Presbyterian-Newberry	57-32-5	1913

Games	Opponents	Series Record	First Game
	(Series leader listed first)		
91	South Dakota-Morningside#	57-29-5	1898
91	North Dakota St.-South Dakota St. &	50-36-5	1903
89	Truman-Central Mo. St.	51-33-5	1905
88	Colorado Mines-Colorado Col. #	46-37-5	1889
86	Pittsburg St.-Emporia St.	53-31-2	1915
85	Catawba-Lenoir-Rhyne	43-38-4	1907
85	Truman-Northwest Mo. St.	54-27-4	1908
84	Central Ark.-Arkansas Tech	41-40-3	1911
83	Virginia Union-Hampton#	41-39-3	1906

#Have not met since 2000. &Both teams are reclassifying to Division I-AA. %Have not met since 2003.

Trophy Games

Following is a list of the current Division II football trophy games. The games are listed alphabetically by the trophy-object name. The date refers to the season the trophy was first exchanged and is not necessarily the start of competition between the participants. All games involving a Division II team are listed.

Trophy	Date	Colleges
Axe Bowl	1975	Northwood-Saginaw Valley
Backyard Bowl	1987	Cheyney-West Chester
Battle Axe	1948	Bemidji St.-Minn. St. Moorhead
Battle of the Ravine	1976	Henderson St.-Ouachita Baptist
Bishop's	1987	Lenoir-Rhyne—Newberry
Bronze Derby	1946	Newberry-Presbyterian
Chennault Cup	1990	Tex. A&M-Commerce—Tex. A&M-Kingsville
Eagle-Rock	1980	Chadron St.-Black Hills St.
East Meets West	1987	Chadron St.-Peru St.
Field Cup	1983	Ky. Wesleyan-Evansville
Governor's	1979	Southern Conn. St.-Central Conn. St.
Governor's Trophy	2000	Arkansas Tech-Central Ark.
Great Valley	1998	Shepherd-Shippensburg
Heritage Bell	1979	Delta St.-Mississippi Col.
John Wesley	1984	Ky. Wesleyan-Union (Ky.)
Miner's Bowl	1986	Mo. Southern St.-Pittsburg St.
Nickel	1938	North Dakota-North Dakota St.
Old Hickory Stick	1931	Northwest Mo. St.-Truman
Old Settler's Musket	1966	Adams St.-Fort Lewis
President's Cup	1998	Central Okla.-Northeastern St.
Sitting Bull	1953	North Dakota-South Dakota
Springfield Mayor's	1941	American Int'l-Springfield
Textile	1960	Clark Atlanta-Fort Valley St.
Top Dog	1971	Indianapolis-Butler
Traveling	1976	Ashland-Hillsdale
Traveling	1997	Harding-Ouachita Baptist
Traveling Training Kit	1978	Minn. St. Mankato-St. Cloud St.
Wagon Wheel	1986	Eastern N.M.-West Tex. A&M
Wooden Shoes	1977	Grand Valley St.-Wayne St. (Mich.)

Cliffhangers

Regular-season games won by Division II teams on the final play of the game (from 1973). The extra point is listed when it provided the margin of victory after the winning touchdown. Does not count overtime games.

Date	Opponents, Score	Game-Winning Play
9-22-73	South Dakota 9, North Dakota St. 7	Kelly Higgins 5 pass from Mark Jenkins
11-23-74	Arkansas St. 22, McNeese St. 20	Joe Duren 56 FG
10-11-75	Indiana (Pa.) 16, Westminster (Pa.) 14	Tom Alper 37 FG
9-25-76	Portland St. 50, Montana 49	Dave Stief 2 pass from June Jones
10-30-76	South Dakota St. 16, UNI 13	Monte Mosiman 53 pass from Dick Weikert
10-27-77	Albany (N.Y.) 42, Maine 39	Larry Leibowitz 19 FG
10-6-79	Indiana (Pa.) 31, Shippensburg 24	Jeff Heath 4 run
10-20-79	North Dakota 23, South Dakota 22	Tom Biolo 6 run
9-6-80	Ferris St. 20, St. Joseph's (Ind.) 15	Greg Washington 17 pass from (holder) John Gibson (after bad snap on 34 FG attempt)
11-15-80	Morris Brown 19, Bethune-Cookman 18	Ray Mills 1 run (Carlton Jackson kick)
11-15-80	Tuskegee 23, Alabama A&M 21	Korda Joseph 45 FG
9-26-81	Abilene Christian 41, Northwestern St. 38	David Russell 17 pass from Loyal Proffitt
9-26-81	Cal St. Chico 10, Santa Clara 7	Mike Sullivan 46 FG
10-10-81	C.W. Post 37, James Madison 36	Tom DeBona 10 pass from Tom Ehrhardt (Ehrhardt run)
10-9-82	Grand Valley St. 38, Ferris St. 35	Randy Spangler 20 FG

Date	Opponents, Score	Game-Winning Play
11-6-82	South Dakota 30, Augustana (S.D.) 28	Kurt Seibel 47 FG
9-17-83	Central Mo. St. 13, Sam Houston St. 10	Steve Huff 27 FG
9-22-84	Clarion 16, Shippensburg 13	Eric Fairbanks 26 FG
9-29-84	Angelo St. 18, Eastern N.M. 17	Ned Cox 3 run
10-13-84	UC Davis 16, Cal St. Chico 13	Ray Sullivan 48 FG
10-13-84	Northwest Mo. St. 35, Central Mo. St. 34	Pat Johnson 20 FG
11-3-84	Bloomsburg 34, West Chester 31	Curtis Still 50 pass from Jay Dedece
9-7-85	UCF 39, Bethune-Cookman 37	Ed O'Brien 55 FG
10-12-85	South Dakota 40, Morningside 38	Scott Jones 2 run
9-13-86	Michigan Tech 34, St. Norbert 30	Jim Wallace 41 pass from Dave Walter
10-18-86	Indianapolis 25, Evansville 24	Ken Bruce 18 FG
10-24-87	Indianapolis 27, Evansville 24	Doug Sabatin 2 pass from Tom Crowell
11-7-87	Central Mo. St. 35, Truman 33	Phil Brandt 25 FG
9-3-88	Alabama A&M 17, North Ala. 16	Edmond Allen 30 FG
9-17-88	Michigan Tech 17, Hope 14	Pete Weiss 22 FG
9-17-89	Morehouse 22, Fort Valley St. 21	David Boone 18 pass from Jimmie Davis
11-11-89	East Stroudsburg 22, Central Conn. St. 19	Frank Magolon 4 pass from Tom Taylor
10-13-90	East Stroudsburg 23, Bloomsburg 21	Ken Kopechny 3 pass from Bret Comp
11-10-90	Southern Conn. St. 12, Central Conn. St. 10	Paul Boulanger 48 FG
9-21-91	West Ala. 22, Albany St. (Ga.) 21	Matt Carman 24 pass from Deon Timmons (Anthony Armstrong kick)
10-26-91	Central Mo. St. 38, Truman 37	Chris Pyatt 45 FG
10-26-91	Eastern N.M. 17, Tex. A&M-Commerce 14	Jodie Peterson 35 FG
10-9-93	Delta St. 20, Henderson St. 19	Greg Walker 3 run (Stephen Coker kick)
11-6-93	Henderson St. 46, West Ala. 44	Craig Moses 44 FG
9-24-94	Mo.-Rolla 15, Emporia St. 14	Jason Politte 1 run
9-24-94	St. Cloud St. 18, North Dakota 17	Todd Bouman 1 run
9-16-95	West Va. Wesleyan 16, Kutztown 14	Eric Myers 42 FG
9-30-95	Michigan Tech 37, Saginaw Valley 35	Matt Johnson 46 FG
11-23-96	Northwest Mo. St. 22, Neb.-Omaha 21	Jesse Haynes 17 pass from Greg Teale
9-6-97	Bemidji St. 25, St. John's (Minn.) 21	Ty Houglum 47 pass from Pat O'Connor
11-8-97	Harding 31, Ouachita Baptist 28	Jeremy Thompson 34 FG
10-10-98	Slippery Rock 27, Indiana (Pa.) 21	D.J. Flick 52 pass from Randy McKavish
9-18-99	Central Okla. 37, Angelo St. 34	Evan Luttrell 41 FG
11-11-00	Adams St. 20, Fort Lewis 17	Anthony May 37 FG
11-11-00	Grand Valley St. 31, Hillsdale 29	Kevin Sonntag 35 FG
9-15-01	Fort Lewis 23, Western St. 20	Steve Berglund 34 FG
10-6-01	Truman 27, Washburn 26	Austin Lepper 46 FG
9-28-02	Central Okla. 19, Tex. A&M-Commerce 16	Josh Billings 1 pass from Erick Johnson
10-5-02	Southwestern Okla. 24, Central Okla. 21	Scott Poole 40 FG
9-27-03	Findlay 31, Michigan Tech 28	Jeff Pax 26 FG
10-16-04	N.C. Central 35, Winston-Salem 33	Donnie Pippen 2 run

2005 Division II Overtime Games

Date	Winner's Division	Winner's Conference	Result	Number of OT Periods	Regulation Score	Team With First Choice	OT Choice
Aug. 25	II	Mid-America	Northwest Mo. St. 24, Minn. St. Mankato 21	1	21-21	Minn. St. Mankato	Defense
Sept. 3	II	Southern Intercollegiate	Fort Valley St. 24, Morehouse 17	1	17-17	Morehouse	Defense
Sept. 3	II	Pennsylvania State	Clarion 29, Kutztown 23	4	16-16	Clarion	Defense
Sept. 10	II	Great Lakes	Findlay 40, Northern Mich. 37	2	37-37	Findlay	Defense
Sept. 10	II	Central Intercollegiate	N.C. Central 28, Lenoir-Rhyne 21	1	21-21	Lenoir-Rhyne	Defense
Sept. 10	II	Northeast-10	Merrimack 41, Bryant 40	1	34-34	Bryant	Defense
Sept. 10	II	Northeast-10	Assumption 13, St. Anselm 7	1	7-7	Assumption	Defense
Sept. 10	II	Lone Star	Abilene Christian 20, Northeastern St. 14	1	14-14	Abilene Christian	Defense
Sept. 17	II	Rocky Mountain	Mesa St. 64, N.M. Highlands 51	2	44-44	Mesa St.	Defense
Sept. 17	II	Gulf South	Harding 16, Valdosta St. 13	1	13-13	Harding	Defense
Sept. 17	II	North Central	South Dakota 44, Colorado Mines 41	1	41-41	South Dakota	Defense
Sept. 17	II	Pennsylvania State	Indiana (Pa.) 19, Catawba 16	1	16-16	Indiana (Pa.)	Defense
Sept. 23	II	Northern Sun	Concordia-St. Paul 55, Bemidji St. 48	1	48-48	Bemidji St.	Defense
Sept. 24	II	Gulf South	Arkansas Tech 27, West Ala. 21	1	21-21	Arkansas Tech	Defense
Sept. 24	II	South Atlantic	Lenoir-Rhyne 27, Newberry 24	1	24-24	Lenoir-Rhyne	Defense
Sept. 24	II	Great Lakes	Gannon 26, Northern Mich. 23	1	20-20	Gannon	Defense
Sept. 29	II	Gulf South	Central Ark. 29, North Ala. 26	2	23-23	North Ala.	Defense
Oct. 1	II	Mid-America	Washburn 35, Pittsburg St. 34	1	28-28	Washburn	Defense
Oct. 1	II	Lone Star	Tex. A&M-Commerce 35, East Central 28	1	28-28	East Central	Defense
Oct. 1	NAIA	NA	Allen 21, West Virginia St. 14	1	14-14	Allen	Offense
Oct. 1	II	Northeast-10	American Int'l 28, Merrimack 21	1	21-21	Merrimack	Defense
Oct. 1	II	Southern Intercollegiate	Fort Valley St. 20, Miles 17	1	14-14	Miles	Offense
Oct. 1	II	Pennsylvania State	Bloomsburg 31, East Stroudsburg 24	1	24-24	East Stroudsburg	Defense
Oct. 1	II	Southern Intercollegiate	Kentucky St. 24, Lane 21	1	21-21	Kentucky St.	Defense
Oct. 8	II	Central Intercollegiate	Shaw 48, Virginia Union 41	2	34-34	Shaw	Defense
Oct. 8	II	Central Intercollegiate	Virginia St. 26, St. Paul's 20	3	20-20	NA	NA
Oct. 8	II	South Atlantic	Catawba 30, Wingate 24	1	24-24	Catawba	Defense
Oct. 8	II	Lone Star	West Tex. A&M 52, Eastern N.M. 51	1	45-45	Eastern N.M.	Defense
Oct. 15	II	Rocky Mountain	Adams St. 34, Mesa St. 31	2	24-24	Mesa St.	Defense
Oct. 15	II	South Atlantic	Newberry 43, Catawba 37	2	30-30	Catawba	Defense

Date	Winner's Division	Winner's Conference	Result	Number of OT Periods	Regulation Score	Team With First Choice	OT Choice
Oct. 15	II	Southern Intercollegiate	Clark Atlanta 27, Morehouse 21	2	21-21	Clark Atlanta	Defense
Oct. 29	II	Independent	Upper Iowa 30, Northwestern Okla. 29	2	17-17	Upper Iowa	Defense
Nov. 5	II	Mid-America	Mo. Western St. 28, Washburn 21	1	21-21	Washburn	Defense
Nov. 5	II	Lone Star	Angelo St. 54, Tex. A&M-Kingsville 51	1	48-48	Angelo St.	Defense
Nov. 24	II	Southern Intercollegiate	Tuskegee 28, Alabama St. 27	1	21-21	Alabama St.	Defense
Nov. 26	II	Gulf South	North Ala. 41, Central Ark. 38	1	38-38	North Ala.	Defense

Notes: 36 games (26 with one extra period, 8 with two extra periods, 1 with three extra periods, 1 with four extra periods) - average of 1.36 extra periods per overtime game. Where known, team with first choice won 20 and lost 15

Stadiums

LISTED ALPHABETICALLY BY SCHOOL

Team	Stadium	Year Built	Capacity	Surface	Team	Stadium	Year Built	Capacity	Surface
Abilene Christian	Shotwell	1959	15,000	Grass	Livingstone	Alumni	NA	5,500	Grass
Adams St.	Rex Field	1949	2,800	Grass	Lock Haven	Hubert Jack	NA	3,000	Turf
Albany St. (Ga.)	Mills Memorial	1957	11,000	Grass	Mansfield	Van Norman Field	NA	3,000	Grass
American Int'l.	John Homer Miller	1964	5,000	Grass	Mars Hill	Meares	1965	5,000	Grass
Angelo St.	San Angelo	1962	17,500	Grass	Mercyhurst	Tullio Field	NA	2,000	Grass
Ark.-Monticello	Cotton Boll	NA	5,000	Grass	Merrimack	Merrimack	NA	2,000	Grass
Arkansas Tech.	Buerkle	NA	6,000	Grass	Mesa St.	Stocker	1949	8,000	Grass
Ashland	Community	1963	5,700	Grass	Michigan Tech	Sherman Field	1954	3,000	Grass
Assumption	Rocheleau Field	1961	1,200	Grass	Midwestern St.	Memorial	NA	14,500	Turf
Augustana (S.D.)	Howard Wood	1957	10,000	Grass	Miles	Alumni	NA	3,400	Grass
Bemidji St.	Chet Anderson	1937	4,000	Grass	Millersville	Biemesderfer	1970	6,500	Grass
Bentley	Bentley College	1990	1,500	Grass	Minn.-Crookston	UMC Field	NA	2,000	Grass
Bloomsburg	Robert B. Redman	1974	5,000	Grass	Minn. Duluth	Griggs Field	1966	4,000	AstroTurf
Bowie St.	Bulldog	1992	6,000	Grass	Minn. St. Mankato	Blakeslee	1962	7,500	Grass
Bryant	Bulldog	1999	4,400	Grass	Minn. St. Moorhead	Alex Nemzek	1960	5,000	Grass
C.W. Post	Hickox Field	1966	5,000	Grass	Mo.-Rolla	Jackling Field	1967	8,000	Grass
California (Pa.)	Hepner-Bailey Field at Adamson Stadium	1970	5,000	Pro Grass	Mo. Southern St.	Fred G. Hughes	1975	7,000	Turf
Carson-Newman	Burke-Tarr	1966	5,000	Grass	Mo. Western St.	Spratt	1979	6,000	Grass
Catawba	Shuford Field	1926	4,000	Grass	Morehouse	B.T. Harvey	1983	9,850	Grass
Central Mo. St.	Audrey J. Walton	1995	10,000	Grass	Neb.-Kearney	Foster Field	1929	6,500	Grass
Central Okla.	Wantland	1965	10,000	Grass	Neb.-Omaha	Al F. Caniglia Field	1949	9,500	AstroTurf
Central Wash.	Tomlinson	NA	4,000	Grass	N.M. Highlands	Perkins	1941	5,000	Grass
Chadron St.	Elliott Field	1930	2,500	Grass	Newberry	Setzler Field	1930	4,000	Grass
Charleston (W.V.)	Laidley Field	NA	5,000	Grass	North Ala.	Braly Municipal	1940	14,215	PAT
Cheyney	O'Shield-Stevenson	NA	3,500	Grass	N.C. Central	O'Kelly-Riddick	1975	11,500	Grass
Chowan	James G. Garrison	NA	3,500	Grass	North Dakota	Alerus Center#	2001	13,500	AstroTurf Magic
Clarion	Memorial Field	1965	5,000	Grass	North Greenville	Younts	2003	5,000	Grass
Clark Atlanta	CAU Stadium	NA	6,000	Turf	Northeastern St.	Gable Field	NA	12,000	Grass
Colorado Mines	Brooks Field	1922	5,000	Grass	Northern Mich.	Superior Dome#	1991	8,000	Turf
Concord	Callahan	NA	5,000	Grass	Northern St.	Swisher	1975	6,000	Grass
Delta St.	Travis Parker Field	1970	8,000	Grass	Northwest Mo. St.	Rickenbrode	1917	7,500	Grass
East Central	Norris Field	NA	5,000	Grass	Northwood	Louis Juillerat	1964	2,500	Grass
East Stroudsburg	Eiler-Martin	1969	6,000	Grass	Okla. Panhandle	Carl Wooten	NA	5,000	Grass
Eastern N.M.	Greyhound	1969	5,200	Grass	Ouachita Baptist	A.U. Williams	NA	5,200	Grass
Edinboro	Sox-Harrison	1965	5,000	Grass	Pace	Finnerty Field	NA	1,500	Grass
Elizabeth City St.	Roeback	NA	6,500	Grass	Pittsburg St.	Carnie Smith	1924	8,344	FieldTurf
Emporia St.	Welch	1937	7,000	Grass	Presbyterian	Bailey Memorial	NA	5,000	Grass
Fairmont St.	Durrall-Rosier Field	1929	6,000	Grass	Saginaw Valley	Harvey R. Wickes	1975	4,028	PAT
Fayetteville St.	Jerals Athletic	1993	6,100	Grass	St. Anselm	Grappone	1999	4,500	Grass
Ferris St.	Top Taggart Field	1957	6,200	AstroTurf	St. Cloud St.	Selke Field	1937	4,000	Grass
Findlay	Donnell	NA	7,500	Grass	St. Joseph's (Ind.)	Alumni Field	1947	4,000	Grass
Fort Hays St.	Lewis Field	1936	5,862	Stadia-Turf	St. Paul's	St. Paul's Ath. Field	NA	3,000	Grass
Fort Lewis	Ray Dennison Mem.	1958	4,000	Grass	Shaw	John Baker	NA	4,000	Grass
Fort Valley St.	Wildcat	1957	7,500	Grass	Shepherd	Ram	1959	5,000	Grass
Gannon	University Field	2001	2,500	AstroPlay	Shippensburg	Seth Grove	1972	7,700	Grass
Glennville St.	Pioneer	1977	5,000	Grass	Slippery Rock	N. Kerr Thompson	1974	10,000	Grass
Grand Valley St.	Arend D. Lubbers	1979	4,146	PAT	South Dakota	DakotaDome#	1979	10,000	Monsanto
Harding	First Security	1959	5,000	Grass	Southeastern Okla.	Paul Laird Field	NA	9,000	Grass
Henderson St.	Carpenter-Haygood	1968	9,600	Grass	Southern Ark.	Wilkins	1949	6,000	Grass
Hillsdale	Frank Waters	1982	8,500	PAT	Southern Conn. St.	Jess Dow Field	1988	6,000	Balsam/AstroPlay
Humboldt St.	Redwood Bowl	1946	7,000	Grass	Southwest Baptist	Plaster	1986	2,500	Grass
Indiana (Pa.)	George P. Miller	1962	6,500	AstroTurf	Southwest Minn. St.	Maitke Field	1971	5,000	Grass
Indianapolis	Key	1971	5,500	Sprinturf	Southwestern Okla.	Milam	NA	4,000	Grass
Johnson C. Smith	The Bullpit	1990	7,500	Grass	Stillman	Stillman	1999	9,000	Grass
Kentucky St.	Alumni Field	1978	6,000	Grass	Stonehill	Chieftain	1980	2,000	Grass
Ky. Wesleyan	Apollo	1989	3,000	Grass	Tarleton St.	Memorial	1976	5,284	Grass
Kutztown	University Field	1987	5,600	Grass	Tex. A&M-Commerce	Memorial	1950	10,000	Grass
Lane	Rothrock	1930	3,500	Grass	Tex. A&M-Kingsville	Javelina	1950	15,000	Grass
Lenoir-Rhyne	Moretz	1923	8,500	Grass	Tiffin	Frost-Kalnow	NA	8,000	Turf
Lincoln (Mo.)	Dwight T. Reed	1970	5,600	Grass	Truman	Stokes	1930	4,000	Grass

Team	Stadium	Year Built	Capacity	Surface
Tusculum	Pioneer Field	1991	3,500	Grass
Tuskegee	Abbott Memorial Alumni	1925	10,000	Grass
Upper Iowa	Eischeid	1993	3,500	Grass
Valdosta St.	Cleveland Field	1922	11,500	Grass
Virginia St.	Rogers	1950	13,500	Grass
Virginia Union	Hovey Field	NA	10,000	Grass
Washburn	Moore Bowl	1928	7,200	Grass
Wayne St. (Mich.)	Wayne State	1968	6,000	Grass
Wayne St. (Neb.)	Memorial	1931	3,500	Grass
West Ala.	Tiger	1952	7,000	Grass
West Chester	Farrell	1970	7,500	Grass
West Ga.	Grisham	1966	6,500	Grass
West Liberty St.	Russek Field	1960	4,000	Grass
West Tex. A&M	Kimbrough	1959	20,000	Grass
West Virginia St.	Lakin Field	1964	5,000	Grass
West Va. Tech	Martin Field	NA	2,500	Turf
West Va. Wesleyan	Cebe Ross Field	1957	3,500	Grass
Western N.M.	Silver Sports Com.	1969	2,000	Grass
Western Ore.	McArthur Field	1982	2,500	Grass
Western St.	Mountaineer Bowl	1950	4,000	Grass
Western Wash.	Bellingham Civic	NA	4,500	Grass
Westminster (Pa.)	Harold Burry	1950	4,500	Grass
Wingate	Irwin Belk	NA	3,000	Grass
Winona St.	Maxwell Field	NA	3,500	Turf

LISTED BY CAPACITY (TOP 25)

Team	Stadium	Year Built	Capacity	Surface
West Tex. A&M	Kimbrough	1959	20,000	Grass
Angelo St.	San Angelo	1962	17,500	Grass
Abilene Christian	Shotwell	1959	15,000	Grass
Tex. A&M-Kingsville	Javelina	1950	15,000	Grass
Midwestern St.	Memorial	NA	14,500	Turf
North Ala.	Braly	1940	14,215	PAT
North Dakota	Alerus Center#	2001	13,500	AstroTurf
Virginia St.	Rogers	1950	13,500	Grass
Northeastern St.	Gable Field	NA	12,000	Grass
N.C. Central	O'Kelly-Riddick	1975	11,500	Grass
Valdosta St.	Cleveland Field	1922	11,500	Grass
Albany St. (Ga.)	Mills Memorial	1957	11,000	Grass
Augustana (S.D.)	Howard Wood	1957	10,000	Grass
Central Mo. St.	Audrey J. Walton	1995	10,000	Grass
Central Okla.	Wantland	1965	10,000	Grass
Slippery Rock	N. Kerr Thompson	1974	10,000	Grass
South Dakota	DakotaDome#	1979	10,000	Monsanto
Tex. A&M-Commerce	Memorial	1950	10,000	Grass
Tuskegee	Abbott Memorial Alumni	1925	10,000	Grass
Virginia Union	Hovey Field	NA	10,000	Grass
Morehouse	B.T. Harvey	1983	9,850	Grass
Henderson St.	Carpenter-Haygood	1968	9,600	Grass
Neb.-Omaha	Al F. Caniglia Field	1949	9,500	AstroTurf
Southeastern Okla.	Paul Laird Field	NA	9,000	Grass
Stillman	Stillman	1999	9,000	Grass

#Indoor facility. PAT=Prescription Athletic Turf.

Statistics Trends

For valid comparisons from 1973, when College Division teams were divided into Division II and Division III. (Average Per Game, Per Team)

Year	Rushing				Passing				Total Offense			Scoring		
	Plays	Yds.	Avg.	Att.	Cmp.	Pct.	Yds.	Av. Att.	Plays	Yds.	Avg.	TD	FG	Pts.
1973	47.6	169.6	3.57	20.0	8.8	.442	121.5	6.08	67.6	291.1	4.31	2.53	0.42	18.2
1974	47.6	156.3	3.29	19.5	8.7	.445	122.4	6.28	67.1	278.7	4.16	2.55	0.43	19.0
1975	47.3	168.6	3.56	19.5	8.7	.448	120.6	6.21	66.8	289.2	4.33	2.49	0.45	18.6
1976	47.4	165.7	3.50	19.9	9.1	.457	125.9	6.32	67.3	291.6	4.34	2.52	0.47	18.7
1977	*48.4	173.8	3.59	20.3	9.2	.453	126.2	6.21	68.7	300.0	4.37	2.58	0.46	19.1
1978	48.0	169.3	3.52	20.6	9.2	.448	124.3	6.05	68.6	293.6	4.29	2.56	0.49	19.3
1979	45.8	154.7	3.38	21.0	9.5	.450	125.8	6.00	66.8	280.5	4.20	2.37	0.52	17.9
1980	45.3	153.8	3.40	22.4	10.4	.463	137.6	6.16	67.7	291.4	4.31	2.51	0.52	18.9
1981	44.6	146.6	3.29	24.0	11.0	.457	145.9	6.09	68.6	292.5	4.27	2.48	0.54	18.7
1982	43.3	144.1	3.32	26.1	12.3	.469	161.0	6.17	69.4	305.1	4.40	2.63	0.62	19.8
1983	43.2	145.4	3.37	26.1	12.5	.479	164.5	6.31	69.3	309.9	4.48	2.64	0.62	19.6
1984	41.9	142.2	3.39	26.0	12.5	.481	164.8	6.33	67.9	307.0	4.52	2.63	0.62	19.4
1985	41.7	144.0	3.46	27.4	13.2	.483	170.6	6.23	69.1	314.6	4.56	2.73	0.65	20.9
1986	41.8	148.9	3.56	26.9	13.0	.484	168.4	6.27	68.7	317.3	4.62	2.89	0.64	22.0
1987	42.8	151.9	3.55	24.6	11.9	.483	155.5	6.31	67.4	307.4	4.56	2.65	0.64	20.2
1988	43.9	159.4	3.64	24.6	11.9	.484	159.8	6.49	68.5	319.2	4.66	2.92	0.65	22.1
1989	43.7	166.0	3.80	25.1	12.2	.485	161.5	6.45	68.8	327.5	4.77	2.97	0.62	22.6
1990	43.7	168.3	3.86	26.4	12.8	.485	173.3	6.57	70.1	341.6	4.88	3.10	0.65	23.4
1991	43.7	167.8	3.84	26.4	12.8	.484	172.4	6.54	70.1	340.2	4.86	3.05	0.66	23.2
1992	44.1	167.6	3.80	25.6	12.4	.484	171.4	6.70	69.7	339.0	4.87	3.01	0.65	23.1
1993	42.7	167.3	3.92	27.4	13.6	.495	180.2	6.11	70.1	347.5	4.96	3.28	0.53	24.0
1994	42.6	*174.5	*4.10	26.3	13.2	.503	178.0	6.79	68.9	352.5	5.13	3.42	0.54	25.1
1995	41.6	164.0	3.95	26.8	13.4	.501	176.9	6.61	68.4	340.9	4.99	3.22	0.56	23.7
1996	41.9	161.5	3.86	26.0	12.9	.495	173.1	6.65	67.9	334.6	4.93	3.15	0.58	23.4
1997	42.2	167.6	3.97	25.0	12.2	.489	166.3	6.66	67.2	333.9	4.97	3.24	0.58	24.0
1998	41.6	165.9	3.98	25.7	12.8	.499	174.9	*6.81	67.3	340.8	5.06	3.27	0.65	24.5
1999	41.3	165.2	4.00	26.1	13.3	.511	176.8	6.77	67.4	342.1	5.08	3.29	0.61	24.5
2000	43.6	158.6	3.64	27.4	13.8	.505	183.7	6.71	*70.9	342.3	4.83	3.32	0.58	24.7
2001	40.6	163.0	4.04	28.3	14.6	.514	192.4	6.79	68.9	345.4	5.18	*3.59	0.63	*26.6
2002	38.9	151.0	3.88	28.3	14.7	.520	192.7	*6.81	67.2	343.7	5.11	3.32	0.64	24.8
2003	39.8	157.1	3.95	29.1	15.3	.526	197.7	6.79	68.9	354.8	*5.23	3.38	*0.71	25.5
2004	39.1	157.8	4.03	29.1	15.2	.524	194.3	6.68	68.2	352.2	5.16	3.45	0.63	25.8
2005	39.0	156.0	4.00	*29.4	*15.8	*.538	*200.1	*6.81	68.4	*356.1	5.21	3.15	*0.71	25.9

*Record.

Additional Statistics Trends

(Average Per Game, Per Team)

Year	Teams†	Games	Punting		PAT Kick Attempts		Two-Point Attempts		Field Goals Pct. Made
			No.	Avg.	Pct. Made	Total Tries	Pct. Made	Total Tries	
1973	131	1,326	5.8	36.0	.833	.876	.419	.124	.439
1974	136	1,388	5.7	*36.8	.830	.859	.432	.141	.472
1975	126	1,282	5.5	36.3	.837	.874	.464	.126	.476
1976	122	1,244	5.8	36.2	.841	.878	.419	.122	.461
1977	124	1,267	5.9	36.1	.832	.874	.436	.126	.442
1978	91	921	6.0	35.9	.830	.880	.452	.120	.519
1979	99	1,016	6.1	35.2	.854	.861	.459	.139	.543
1980	103	1,040	5.9	35.6	.852	.864	.438	.136	.512
1981	113	1,138	*6.1	35.6	.856	.861	.440	.139	.531
1982	118	1,196	6.1	36.4	.862	.877	.431	.123	.560
1983	115	1,175	6.0	36.1	.866	.847	.428	.153	.564
1984	112	1,150	5.9	36.4	.876	.875	.448	.125	.567
1985	107	1,098	5.8	35.9	*.905	.864	.414	.136	.549
1986	109	1,124	5.6	36.5	.870	.865	.466	.135	.576
1987	105	1,100	5.7	35.7	.857	.865	.435	.135	.547
1988	111	1,114	5.6	35.6	.886	.868	.399	.132	.555
1989	106	1,084	5.5	36.7	.873	.845	.376	.155	.567
1990	105	1,065	5.7	35.7	.876	.885	.474	.115	.568
1991	114	1,150	5.5	36.1	.882	.880	.426	.120	.572
1992	115	1,145	5.5	35.9	.888	.870	.442	.130	.575
1993	136	1,354	5.3	35.2	.839	.853	.438	.147	.528
1994	128	1,325	5.1	36.0	.850	.840	.439	.160	.559
1995	131	1,362	5.3	34.9	.835	.837	.473	*.163	.552
1996	137	1,434	5.5	35.6	.837	.846	.473	.154	.560
1997	129	1,357	5.4	36.2	.841	.879	.425	.121	.561
1998	134	1,412	5.4	36.7	.862	.877	.387	.123	.575
1999	147	1,550	5.4	36.4	.859	.883	.419	.117	.571
2000	136	1,279	5.4	36.1	.875	.895	.457	.105	.563
2001	132	1,365	5.4	36.3	.858	.916	*.511	.084	.563
2002	146	1,584	5.1	36.0	.863	.900	.432	.099	.557
2003	149	1,629	5.3	36.4	.877	.899	.431	.101	.597
2004	146	1,571	5.4	36.1	.898	.916	.399	.084	.576
2005	145	1,568	5.4	36.2	.900	*.924	.405	.076	*.606

*Record. †Teams reporting statistics, not the total number of teams in the division.

Classification History (1973-06)

The following lists show years of active membership for current and former Division II football-playing institutions. Provisional and reclassifying members also are shown, along with the year in which they will become active or full members.

ACTIVE MEMBERS (145)

Abilene Christian	1981-present
Adams St.	1983, 90-present
Albany St. (Ga.)	1976-present
American Int'l	1974-present
Angelo St.	1981-present
Ark.-Monticello	1997-present
Arkansas Tech	1997-present
Ashland	1980-present
Assumption	1993-present
Augustana (S.D.)	1973-present
Bemidji St.	1979-present
Benedict	2002-present
Bentley	1993-present
Bloomsburg	1980-present
Bowie St.	1980-present
Bryant	1999-present
C.W. Post	1973, 78-84, 93-present
California (Pa.)	1973-present
Carson-Newman	1991-present
Catawba	1991-present
Central Mo. St.	1973-present
Central Okla.	1976-78, 88-present
Central Wash.	1973-75, 82-83, 98-present
Chadron St.	1990-present
Charleston (W.V.)	2003-present
Cheyney	1980-present
Clarion	1973-present
Clark Atlanta	1980-present
Colorado Mines	1974-present
Concord	1993-present
Concordia-St. Paul	2002-present
Delta St.	1973-present
East Central	1998-present
East Stroudsburg	1973-present
Eastern N.M.	1985-present
Edinboro	1973-present
Elizabeth City St.	1973-present
Emporia St.	1990-present
Fairmont St.	1978-79, 93-present
Fayetteville St.	1973-present
Ferris St.	1977-present
Findlay	2000-present
Fort Hays St.	1988-present
Fort Lewis	1973-84, 90-present
Fort Valley St.	1981-present
Gannon	1993-present
Glenville St.	1993-present
Grand Valley St.	1976-present
Harding	1997-present
Henderson St.	1992-present
Hillsdale	1976-78, 84-present
Humboldt St.	1973, 80-present
Indiana (Pa.)	1973-present
Indianapolis	1976-present
Johnson C. Smith	1973-present
Kentucky St.	1973-present
Ky. Wesleyan	1993-present
Kutztown	1980-present
Lane	1993-present
Lenoir-Rhyne	1989-present
Lincoln (Mo.)	2001-present
Livingstone	1973-present
Lock Haven	1980-present
Mansfield	1980-present
Mars Hill	1991-present
Mercyhurst	1993-present
Merrimack	1996-present
Mesa St.	1982-83, 90-present
Michigan Tech	1973-present
Midwestern St.	1997-present
Miles	1988-present
Millersville	1980-present
Minn.-Crookston	2001-present
Minn. Duluth	1973-present
Minn. St. Mankato	1973-76, 78-present
Minn. St. Moorhead	1973-82, 93-present
Mo.-Rolla	1973-present
Mo. Southern St.	1988-present
Mo. Western St.	1988-present
Morehouse	1981-present
Neb.-Kearney	1988-present
Neb.-Omaha	1973-present
N.M. Highlands	1982-84, 91-present
Newberry	1990-present
North Ala.	1973-present
N.C. Central	1973-present
North Dakota	1973-present
North Greenville	2003-present
Northeastern St.	1998-present
Northern Mich.	1973-present
Northern St.	1980-81, 93-present
Northwest Mo. St.	1973-present
Northwood	1981-87, 92-present
Okla. Panhandle	1999-present
Ouachita Baptist	1997-present
Pace	1993-present
Pittsburg St.	1988-present
Presbyterian	1991-present
Saginaw Valley	1981-present
St. Anselm	1999-present
St. Augustine's	2003-present
St. Cloud St.	1973-present

St. Joseph's (Ind.)	1979-present
St. Paul's	1973-86, 05-present
Shaw	2003-present
Shepherd	1990-present
Shippensburg	1976-present
Slippery Rock	1979-present
South Dakota	1973-present
Southeastern Okla.	1998-present
Southern Ark.	1997-present
Southern Conn. St.	1973-present
Southwest Baptist	1986-present
Southwest Minn. St.	1978-83, 93-present
Southwestern Okla.	1998-present
Stillman	2005-present
Stonehill	1993-present
Tarleton St.	1974-present
Tex. A&M-Commerce	1981-present
Tex. A&M-Kingsville	1980-present
Tiffin	2002-present
Truman	1973-present
Tusculum	1998-present
Tuskegee	1973-present
Upper Iowa	2005-present
Valdosta St.	1982-present
Virginia St.	1973-present
Virginia Union	1973-present
Washburn	1988-present
Wayne St. (Mich.)	1973-present
Wayne St. (Neb.)	1988-present
West Ala.	1974-present
West Chester	1973-present
West Ga.	1983-present
West Liberty St.	1991-present
West Tex. A&M	1986-90, 92-present
West Virginia St.	1997-present
West Va. Tech	1993-present
West Va. Wesleyan	1973-80, 93-present
Western N.M.	1983, 94-present
Western Ore.	2001-present
Western St.	1973-78, 82-85, 90-present
Western Wash.	1998-present
Wingate	1991-present
Winona St.	1978-present

PROVISIONAL MEMBERS (1)*

Central St.	2008
-------------	------

RECLASSIFYING MEMBERS (1)#

First Year as Full Div. II Member

Chowan (from Div. III)	2007
------------------------	------

FORMER MEMBERS (142)

Akron	1973-79
Alabama A&M	1973-98
Alabama St.	1973-81
Albany (N.Y.)	1995-98
Alcorn St.	1973-76
Ark.-Pine Bluff	1973-82
Arkansas St.	1973-74
Austin Peay	1973-77
Ball St.	1973-74
Bethune-Cookman	1973-79
Boise St.	1973-77
Boston U.	1973-77
Bucknell	1973-77
Butler	1973-92
UC Davis	1973-04

UC Riverside	1973-75
UC Santa Barb.	1991
Cal Lutheran	1985-90
Cal Poly	1973-93
Cal Poly Pomona	1973-82
Cal St. Chico	1978-96
Cal St. East Bay	1973-93
Cal St. Fullerton	1973-74
Cal St. L.A.	1973-77
Cal St. Northridge	1973-92
Cameron	1988-92
Central Ark.	1992-05
Central Conn. St.	1973-92
UCF	1982-89
Central Mich.	1973-74
Central St.	1973-87
Chattanooga	1973-76
Connecticut	1973-77
Davidson	1977
Delaware	1973-79
Dist. Columbia	1973-75
East Tenn. St.	1973-77
Eastern Ill.	1973-80
Eastern Ky.	1973-77
Eastern Mich.	1973-75
Eastern Wash.	1978-83
Elon	1991-98
Evansville	1978-88
Florida A&M	1973-77
Franklin	1979-85
Gardner-Webb	1991-01
Georgetown (Ky.)	1980-82
Grambling	1973-76
Hampton	1973-94
Hardin-Simmons	1993
Howard	1973-77
Howard Payne	1981-86
Idaho St.	1973-77
Illinois St.	1973-75
Indiana St.	1973-75
Jackson St.	1973-76
Jacksonville St.	1973-94
James Madison	1974-76
Jamestown	1982-83
Knoxville	1989
Lafayette	1973-77
Lehigh	1973-77
Liberty	1981-87
La.-Monroe	1973-74
Louisiana Tech	1973-74
Maine	1973-77
Md.-East Shore	1973-79
Massachusetts	1973-77
Mass.-Lowell	1993-03
McNeese St.	1973-74
Merchant Marine	1978-81
Middle Tenn.	1973-77
Minn.-Morris	1993-04
Mississippi Col.	1973-96
Mississippi Val.	1973-79
Missouri St.	1973-81
Montana	1973-77
Montana St.	1973-77
Morehead St.	1973-77
Morgan St.	1973-85
Morningside	1973-00
Morris Brown	1973-00

Murray St.	1973-77
Nevada	1973-77
UNLV	1973-77
New Hampshire	1973-77
New Haven	1975-76, 81-03
NYIT	1974-83
Nicholls St.	1973-79
Norfolk St.	1973-96
N.C. A&T	1973-77
North Dakota St.	1973-04
Northeastern	1973-77
Northern Ariz.	1973-77
Northern Colo.	1973-04
UNI	1973-80
Northwestern St.	1973-75
Portland St.	1973-77, 81-97
Prairie View	1973-79
Puget Sound	1973-88
Quincy	1993-94, 96-03
Rhode Island	1973-77
Sacramento St.	1973-92
St. Francis (Ill.)	1993-98
St. Mary's (Cal.)	1981-92
Sam Houston St.	1981-85
San Fran. St.	1979-94
Santa Clara	1973-92
Sacred Heart	1993-98
Savannah St.	1981-00
Sonoma St.	1984-96
South Carolina St.	1973-77
South Dakota St.	1973-04
Southeast Mo. St.	1973-90
Southeastern La.	1973-79
Southern U.	1973-76
Southern Ore.	1981-83
Southern Utah	1982-92
Springfield	1973-94
Stephen F. Austin	1981-85
Stony Brook	1995-98
Tenn.-Martin	1973-91
Tennessee St.	1973-76
Tennessee Tech	1973-77
Texas Lutheran	1983, 98-02
Texas St.	1978-83
Texas Southern	1973-76
Towson	1980-86
Troy	1973-92
Valparaiso	1979-92
Vermont	1973-74
Weber St.	1973-77
Western Caro.	1973-76
Western Ill.	1973-80
Western Ky.	1973-77
Westminster (Pa.)	1998-02
Winston-Salem	1973-05
Wis.-Milwaukee	1973-74
Wis.-La Crosse	1975
Wis.-Oshkosh	1973-74
Wofford	1988-94
Youngstown St.	1973-80

*Provisional members are not active members of the Association and are not eligible for NCAA statistics, records and championship play.

#Reclassifying members are not eligible for NCAA statistics, records and championship play.



Division III Records

Individual Records.....	58
Team Records.....	63
Annual Champions, All-Time Leaders.....	65
Team Champions.....	84
All-Time Team Won-Lost Records	86
Winningest Football Teams of the 2000s.....	88
Winningest Football Teams of the 1990s.....	88
National Poll Rankings.....	89
Undefeated, Untied Teams.....	89
Streaks and Rivalries.....	92
Trophy Games.....	92
Cliffhangers.....	93
Overtime Games.....	94
Division III Stadiums.....	95
Division III Statistics Trends.....	97



Individual Records

Division III football records are based on the performances of Division III teams since the three-division reorganization plan was adopted by the special NCAA Convention in August 1973.

Total Offense

(Rushing Plus Passing)

MOST PLAYS

Quarter

37—Justin Peery, Westminster (Mo.) vs. MacMurray, Nov. 14, 1998 (4th)

Half

59—Mike Wallace, Ohio Wesleyan vs. Denison, Oct. 3, 1981 (2nd); Justin Peery, Westminster (Mo.) vs. Bethel (Tenn.), Nov. 8, 1997 (2nd)

Game

98—Justin Peery, Westminster (Mo.) vs. MacMurray, Nov. 14, 1998 (21 rushes, 77 passes; 628 yards)

Season

662—Steve Slowke, Alma, 2001 (3,630 yards)
Also holds per-game record with 66.2 (662 in 10)

Career

2,007—Kirk Baumgartner, Wis.-Stevens Point, 1986-89 (12,767 yards)
Per-game record—51.3, Justin Peery, Westminster (Mo.), 1996-99 (2,001 in 39)

MOST PLAYS BY A FRESHMAN

Season

571—Greg Troutman, Juniata, 2001 (3,122 yards)
Also holds per-game record with 57.1 (571 in 10)

MOST YARDS GAINED

Half

517—Justin Peery, Westminster (Mo.) vs. Bethel (Tenn.), Nov. 8, 1997 (497 passing, 20 rushing)

Game

723—Zamir Amin, Menlo vs. Cal Lutheran, Oct. 7, 2000 (731 passing, -8 rushing)

Season

4,663—Brett Elliott, Linfield, 2004 (68 rushing, 4,595 passing) (13 games)
Per-game record—465.1, Justin Peery, Westminster (Mo.), 1998 (4,651 in 10)

Career

13,645—Justin Peery, Westminster (Mo.), 1996-99 (383 rushing, 13,262 passing)
Per-game record—364.6, Brett Elliott, Linfield, 2004-05 (8,751 in 24)

MOST YARDS GAINED BY A FRESHMAN

Season

3,638—Josh Vogelbach, Guilford, 2005 (538 plays)
Also holds per-game record with 363.8 (3,638 in 10)

MOST GAMES GAINING 300 YARDS OR MORE

Season

9—Justin Peery, Westminster (Mo.), 1999; Kyle Krober, Greenville, 2000

Career

26—Kirk Baumgartner, Wis.-Stevens Point, 1986-89

MOST CONSECUTIVE GAMES GAINING 300 YARDS OR MORE

Season

8—Danny Ragsdale, Redlands, 1999

GAINING 4,000 YARDS RUSHING AND 2,000 YARDS PASSING

Career

Chris Spriggs, Denison, 1983-86 (4,248 rushing & 2,799 passing)
Also holds record for yards gained by a running back with 7,047

GAINING 3,000 YARDS RUSHING AND 3,000 YARDS PASSING

Career

Clay Sampson (TB), Denison, 1977-80 (3,726 rushing & 3,194 passing)

HIGHEST AVERAGE GAIN PER PLAY

Season

(Min. 2,500 yards) 12.4—Adam Ryan, Wilmington (Ohio), 1999 (280 for 3,478)

Career

(Min. 6,000 yards) 9.8—Brett Elliott, Linfield, 2004-05 (895 for 8,751)

(Min. 10,000 yards) 8.4—Bill Borchert, Mount Union, 1994-97 (1,274 for 10,639)

MOST TOUCHDOWNS RESPONSIBLE FOR (TDs Scored and Passed For)

Career

166—Justin Peery, Westminster (Mo.), 1996-99 (148 passing, 18 rushing)
Also holds per-game record with 4.3 (166 in 39)

Rushing

MOST RUSHES

Game

59—John Ortiz, King's (Pa.) vs. Albright, Sept. 24, 2005 (267 yards)

Season

463—Dante Washington, Carthage, 2004 (1,990 yards) (13 games)
Per-game record—38.0, Mike Birosak, Dickinson, 1989 (380 in 10)

Career

1,190—Steve Tardif, Maine Maritime, 1996-99 (6,093 yards)
Per-game record—32.7, Chris Sizemore, Bridgewater (Va.), 1972-74 (851 in 26)

MOST RUSHES BY A QUARTERBACK

Season

242—Juan Quesada, Elmhurst, 2001 (812 yards)
Per-game record—25.7, Jeff Saueressig, Wis.-River Falls, 1988 (231 in 9)

MOST CONSECUTIVE RUSHES

BY THE SAME PLAYER

Game

46—Dan Walsh, Montclair St. vs. Ramapo, Sept. 30, 1989 (during 13 possessions)

Season

51—Dan Walsh, Montclair St., 1989 (Sept. 23 to Sept. 30)

MOST YARDS GAINED

Half

310—Leroy Horn, Montclair St. vs. New Jersey City, Nov. 9, 1985 (21 rushes)

Game

441—Dante Brown, Marietta vs. Baldwin-Wallace, Oct. 5, 1996

Season

2,420—Justin Beaver, Wis.-Whitewater, 2005 (428 rushes)
Per-game record—238.5, Dante Brown, Marietta, 1996 (2,385 in 10)

Career

7,353—R.J. Bowers, Grove City, 1997-00 (1,188 rushes)
Per-game record—187.1, Tony Sutton, Wooster, 2002-04 (5,613 in 30)

LONGEST RUSH

99 yards—13 times. Most recent: Neil Suckow, Coe vs. Simpson, Nov. 12, 2005; Jay Bernardo, Rensselaer vs. Endicott, Sept. 10, 2005

MOST YARDS GAINED BY A FRESHMAN

Season

1,380—Fredrick Nanhed, Cal Lutheran, 1995 (242 rushes)
Also holds per-game record with 153.3 (1,380 in 9)

MOST RUSHING YARDS GAINED BY A QUARTERBACK

Game

342—Matt Roe, Augustana (Ill.) vs. Wheaton (Ill.), Nov. 13, 2004 (44 rushes)

Season

1,345—Kevin Cahill, Springfield, 1999 (243 rushes)
Also holds per-game record with 134.5 (1,345 in 10)

Career

3,315—Eric Hyten, Rose-Hulman, 1996-99 (796 rushes)

LONGEST RUSH BY A QUARTERBACK

Game

98 yards—Jon Hinds, Principia vs. Illinois Col., Sept. 20, 1986 (TD)

MOST GAMES GAINING 100 YARDS OR MORE

Career

35—R.J. Bowers, Grove City, 1997-00 (40 games)

MOST CONSECUTIVE GAMES GAINING 100 YARDS OR MORE

Career

32—R.J. Bowers, Grove City, Oct. 4, 1997-Oct. 14, 2000

MOST CONSECUTIVE GAMES GAINING 100 YARDS OR MORE BY A QUARTERBACK

Season

5—Eric Hyten, Rose-Hulman, 1996

MOST GAMES GAINING 200 YARDS OR MORE

Season

8—Ricky Gales, Simpson, 1989 (consecutive)

Career

16—R.J. Bowers, Grove City, 1997-00 (40 games)

MOST SEASONS GAINING 1,000 YARDS OR MORE

Career

4—Rich Kowalski, Hobart, 1972-75; Joe Dudek, Plymouth St., 1982-85; Jim Romagna, Loras, 1989-92; Steve Dixon, Beloit, 1990-93; Carey Bender, Coe, 1991-94; Steve Tardif, Maine Maritime, 1996-99

TWO PLAYERS, SAME TEAM, EACH GAINING 1,000 YARDS OR MORE

Season

By 12 teams. Most recent: Tim Lutgens (FB) 1,307 & Ryan Sylvia (QB) 1,002, Springfield, 2003

MOST YARDS GAINED RUSHING BY TWO PLAYERS, SAME TEAM

Game

519—Carey Bender (417) & Jason Whitaker (102), Coe vs. Grinnell, Oct. 9, 1993

Season

2,901—Justin Beaver (RB) 2,420 & Andy Lange (RB) 481, Wis.-Whitewater, 2005 (15 games)

HIGHEST AVERAGE GAIN PER RUSH

Game

(Min. 15 rushes) 19.4—Oliver Jordan, Emory & Henry vs. Greensboro, Oct. 3, 1998 (16 for 310)

(Min. 24 rushes) 15.9—Pete Baranek, Carthage vs. North Central (Ill.), Oct. 5, 1985 (24 for 382)

Season

(Min. 140 rushes) 8.9—Billy Johnson, Widener, 1973 (168 for 1,494)
(Min. 200 rushes) 7.9—Jamie Lee, MacMurray, 1997 (207 for 1,639)
(Min. 250 rushes) 7.6—Carey Bender, Coe, 1994 (295 for 2,243)

Career

(Min. 500 rushes) 7.1—Joe Dudek, Plymouth St., 1982-85 (785 for 5,570)

MOST TOUCHDOWNS SCORED BY RUSHING

Game

8—Carey Bender, Coe vs. Beloit, Nov. 12, 1994

Season

35—Dan Pugh, Mount Union, 2002 (14 games)
Per-game record—3.4, R.J. Bowers, Grove City, 1998 (34 in 10)

Career

91—R.J. Bowers, Grove City, 1997-00
Also holds per-game record with 2.3 (91 in 40)

MOST RUSHING TOUCHDOWNS SCORED BY A QUARTERBACK

Season

20—Ryan Sylvia, Springfield, 2003
Also holds per-game record with 1.8 (20 in 11)

Passing

HIGHEST PASSING EFFICIENCY RATING POINTS

Season

(Min. 15 atts. per game) 225.0—Mike Simpson, Eureka, 1994 (158 attempts, 116 completions, 5 interceptions, 1,988 yards, 25 TDs)

(Min. 25 atts. per game) 216.7—Bill Borchert, Mount Union, 1997 (272 attempts, 190 completions, 1 interception, 2,933 yards, 47 TDs)

Career

(Min. 650 comps.) 194.2—Bill Borchert, Mount Union, 1994-97 (1,009 attempts, 671 completions, 17 interceptions, 10,201 yards, 141 TDs)

MOST PASSES ATTEMPTED

Quarter

31—Mike Wallace, Ohio Wesleyan vs. Denison, Oct. 3, 1981 (4th)

Half

57—Mike Wallace, Ohio Wesleyan vs. Denison, Oct. 3, 1981 (2nd); Justin Peery, Westminster (Mo.) vs. Bethel (Tenn.), Nov. 8, 1997 (2nd)

Game

81—Jordan Poznick, Principia vs. Blackburn, Oct. 10, 1992 (completed 48)

Season

575—Brett Dietz, Hanover, 2003 (completed 360)
Per-game record—56.4, Jordan Poznick, Principia, 1992 (451 in 8)

Career

1,696—Kirk Baumgartner, Wis.-Stevens Point, 1986-89 (completed 883)
Per-game record—42.8, Justin Peery, Westminster (Mo.), 1996-99 (1,669 in 39)

MOST PASSES ATTEMPTED BY A FRESHMAN

Season

475—Josh Vogelbach, Guilford, 2005 (completed 280)
Per-game record—50.3, Mark Novara, Lakeland, 1994 (453 in 9)

MOST PASSES COMPLETED

Quarter

21—Rob Bristow, Pomona-Pitzer vs. Whittier, Oct. 19, 1985 (4th)

Half

36—Mike Wallace, Ohio Wesleyan vs. Denison, Oct. 3, 1981 (2nd)

Game

51—Scott Kello, Sul Ross St. vs. Howard Payne, Oct. 5, 2002 (attempted 80)

Season

360—Brett Dietz, Hanover, 2003 (attempted 575)
Per-game record—32.9, Justin Peery, Westminster (Mo.), 1999 (329 in 10)

Career

1,012—Justin Peery, Westminster (Mo.), 1996-99 (attempted 1,669)
Also holds per-game record with 25.9 (1,012 in 39)

MOST PASSES COMPLETED BY A FRESHMAN

Season

280—Josh Vogelbach, Guilford, 2005 (attempted 475)
Also holds per-game record with 28.0 (280 in 10)

HIGHEST PERCENTAGE OF PASSES COMPLETED

Game

(Min. 20 comps.) 91.3%—Chris Esterley, St. Thomas (Minn.) vs. St. Olaf, Sept. 23, 1995 (21 of 23); Mitch Tanney, Monmouth (Ill.) vs. Knox, Nov. 5, 2005 (21 of 23)

(Min. 35 comps.) 83.3%—Scott Driggers, Colorado Col. vs. Neb. Wesleyan, Sept. 10, 1983 (35 of 42)

Season

(Min. 250 atts.) 73.6%—Mitch Tanney, Monmouth (Ill.), 2005 (215 of 292)

Career

(Min. 750 atts.) 68.1%—Brett Elliott, Linfield, 2004-05 (567 of 833)
(Min. 1,000 atts.) 66.5%—Bill Borchert, Mount Union, 1994-97 (671 of 1,009)

MOST CONSECUTIVE PASSES COMPLETED

Game

21—Chris Edwards, Wash. & Jeff. vs. Allegheny, Sept. 17, 2005 (first 21 attempts of game)

Season

27—Jordan Neal, Hardin-Simmons, 2001 (6 vs. Louisiana Col., Sept. 29; 3 vs. Mississippi Col., Oct. 6; 9 vs. East Tex. Baptist, Oct. 27; 9 vs. McMurry, Nov. 10)

MOST CONSECUTIVE PASSES COMPLETED BY TWO PLAYERS, SAME TEAM

Game

20—Kevin Keefe (16) & David Skarupa (4), Baldwin-Wallace vs. Moravian, Sept. 10, 1994

MOST PASSES HAD INTERCEPTED

Game

8—Kevin Karwath, Canisius vs. Liberty, Nov. 19, 1979; Dennis Bogacz, Wis.-Oshkosh vs. Wis.-Stevens Point, Oct. 29, 1988; Jim Higgins, Brockport St. vs. Buffalo St., Sept. 29, 1990; Jason Clark, Ohio Northern vs. John Carroll, Nov. 9, 1991

Season

43—Steve Hendry, Wis.-Superior, 1982 (attempted 480)

Also holds per-game record with 3.9 (43 in 11)

Career

117—Steve Hendry, Wis.-Superior, 1980-83 (attempted 1,343)

Per-game record—3.2, Willie Martinez, Oberlin, 1973-74 (58 in 18)

LOWEST PERCENTAGE OF PASSES HAD INTERCEPTED

Season

(Min. 150 atts.) 0.4%—Bill Borchert, Mount Union, 1997 (1 of 272)

Career

(Min. 600 atts.) 1.7%—Bill Borchert, Mount Union, 1994-97 (17 of 1,009)

MOST PASSES ATTEMPTED WITHOUT INTERCEPTION

Game

77—Justin Peery, Westminster (Mo.) vs. MacMurray, Nov. 14, 1998 (completed 50)

Season

221—Bill Borchert, Mount Union, 1997 (during 8 games; began Sept. 27 vs. Otterbein, ended Nov. 15 vs. Hiram)

MOST YARDS GAINED

Half

497—Justin Peery, Westminster (Mo.) vs. Bethel (Tenn.), Nov. 8, 1997 (2nd)

Game

731—Zamir Amin, Menlo vs. Cal Lutheran, Oct. 7, 2000

Season

4,595—Brett Elliott, Linfield, 2004 (13 games)
Per-game record—450.1, Justin Peery, Westminster (Mo.), 1998 (4,501 in 10)

Career

13,262—Justin Peery, Westminster (Mo.), 1996-99
Also holds per-game record with 340.1 (13,262 in 39)

LONGEST COMPLETION

99 yards—21 times. Most recent: Clay Groefsema to Shawn Watson, Redlands vs. Whittier, Nov. 3, 2001

MOST YARDS GAINED BY A FRESHMAN

Season

3,549—Josh Vogelbach, Guilford, 2005
Also holds per-game record with 354.9 (3,549 in 10)

MOST GAMES PASSING FOR 200 YARDS OR MORE

Season

13—Roy Hampton, Trinity (Tex.), 2002

Career

34—Joel Steele, Anderson (Ind.), 2000-03

MOST CONSECUTIVE GAMES PASSING FOR 200 YARDS OR MORE

Season

13—Roy Hampton, Trinity (Tex.), 2002

Career

27—Keith Bishop, Ill. Wesleyan/Wheaton (Ill.), 1981, 1983-85

MOST GAMES PASSING FOR 300 YARDS OR MORE

Season

9—Kirk Baumgartner, Wis.-Stevens Point, 1989; Justin Peery, Westminster (Mo.), 1999

Career

24—Kirk Baumgartner, Wis.-Stevens Point, 1986-89

MOST CONSECUTIVE GAMES PASSING FOR 300 YARDS OR MORE

Season

9—Kirk Baumgartner, Wis.-Stevens Point, 1989 (began Sept. 9 vs. St. Norbert, through Nov. 4 vs. Wis.-Superior)



Guilford's Josh Vogelbach set Division III freshman records in 2005 for pass completions (280) and attempts (475), touchdown passes (37), passing yards (3,549), and total offense yards (3,638).

Career

13—Kirk Baumgartner, Wis.-Stevens Point, 1988-89 (began Oct. 22, 1988, vs. Wis.-Stout, through Nov. 4, 1989, vs. Wis.-Superior)

MOST YARDS GAINED BY TWO OPPOSING PLAYERS

Game

1,020—Josh Wakefield, Alma (569) & Travis McMahan, Franklin (451), Sept. 25, 1999 (completed 60 of 109)

MOST YARDS GAINED PER ATTEMPT

Season

(Min. 175 atts.) 12.9—Willie Seiler, St. John's (Minn.), 1993 (205 for 2,648)

(Min. 275 atts.) 11.3—Troy Dougherty, Grinnell, 1998 (293 for 3,310)

Career

(Min. 950 atts.) 10.1—Bill Borchert, Mount Union, 1994-97 (1,009 for 10,201)

MOST YARDS GAINED PER COMPLETION

Season

(Min. 100 comps.) 19.7—David Parker, Bishop, 1981 (114 for 2,242)

(Min. 200 comps.) 16.1—John Furmaniak, Eureka, 1995 (210 for 3,372)

Career

(Min. 300 comps.) 18.3—David Parker, Bishop, 1981-84 (378 for 6,934)

(Min. 425 comps.) 15.2—Bill Borchert, Mount Union, 1994-97 (671 for 10,201)

MOST TOUCHDOWN PASSES

Quarter

5—David Sullivan, Williams vs. Hamilton, Oct. 30, 1993 (2nd)

Game

9—Joe Zarlenga, Ohio Northern vs. Capital, Nov. 14, 1998

Season

61—Brett Elliott, Linfield, 2004 (13 games)
Per-game record—5.4, Justin Peery, Westminster (Mo.), 1999 (54 in 10)

Career

148—Justin Peery, Westminster (Mo.), 1996-99
Per-game record—4.6, Brett Elliott, Linfield, 2004-05 (110 in 24)

HIGHEST PERCENTAGE OF PASSES ATTEMPTED FOR TOUCHDOWNS

Season

(Min. 200 atts.) 17.3%—Bill Borchert, Mount Union, 1997 (47 of 272)

(Min. 300 atts.) 14.0%—Brett Elliott, Linfield, 2004 (61 of 437)

Guilford Sports Information

DIVISION III

Career

(Min. 800 atts.) 14.0%—Bill Borchert, Mount Union, 1994-97 (141 of 1,009)

MOST TOUCHDOWN PASSES BY A FRESHMAN**Season**

37—Josh Vogelbach, Guilford, 2005
Also holds per-game record with 3.7 (37 in 10)

MOST CONSECUTIVE GAMES THROWING A TOUCHDOWN PASS**Career**

40—Bill Borchert, Mount Union (from Sept. 10, 1994, through Nov. 15, 1997)

Receiving**MOST PASSES CAUGHT****Game**

23—Sean Munroe, Mass.-Boston vs. Mass. Maritime, Oct. 10, 1992 (332 yards)

Season

136—Scott Pingel, Westminster (Mo.), 1999 (1,648 yards)
Also holds per-game record with 13.6 (136 in 10)

Career

436—Scott Pingel, Westminster (Mo.), 1996-99 (6,108 yards)
Also holds per-game record with 11.2 (436 in 39)

MOST PASSES CAUGHT BY A TIGHT END**Game**

17—Matt Surette, WPI vs. Springfield, Oct. 25, 1997

Season

75—Ryan Davis, St. Thomas (Minn.), 1994 (1,164 yards); Matt Surette, WPI, 1997 (1,287 yards)

Career

185—Hanz Hoag, Evansville, 1991-93 (2,173 yards)

MOST PASSES CAUGHT BY A RUNNING BACK**Game**

17—Tim Mowery, Wis.-Superior vs. Wis.-Stevens Point, Oct. 17, 1981 (154 yards); Theo Blanco, Wis.-Stevens Point vs. Wis.-Oshkosh, Oct. 31, 1987 (271 yards); Greg Siebers, Wis.-Platteville vs. Wis.-La Crosse, Oct. 6, 2001 (99 yards)

Season

106—Theo Blanco, Wis.-Stevens Point, 1987 (1,616 yards)

Career

169—Mike Christman, Wis.-Stevens Point, 1983-86 (2,190 yards)

MOST PASSES CAUGHT BY A FRESHMAN**Season**

92—Darryl DeShields, Greenville, 1999 (1,515 yards)



Andres Alonzo/NCAA Photos

Derek Stanley (2) of Wisconsin-Whitewater averaged 25.5 yards per reception last season, a Division III record for a player with at least 50 catches.

MOST PASSES CAUGHT BY TWO PLAYERS, SAME TEAM**Season**

203—Scott Pingel (WR) 130 & Logan Stanley (TE) 73, Westminster (Mo.), 1998 (3,168 yards, 33 TDs)

MOST PASSES CAUGHT BY THREE PLAYERS, SAME TEAM**Season**

270—Scott Pingel (WR) 130, Logan Stanley (TE) 73 & John Squires (WR) 67, Westminster (Mo.), 1998 (3,996 yards, 33 TDs; team totals: 319 receptions, 4,501 yards, 51 TDs)

MOST CONSECUTIVE GAMES CATCHING A PASS**Career**

47—Blake Elliott, St. John's (Minn.), 2000-03

MOST YARDS GAINED**Game**

418—Lewis Howes, Principia vs. Martin Luther, Oct. 12, 2002 (caught 18)

Season

2,157—Scott Pingel, Westminster (Mo.), 1998 (caught 130)

Also holds per-game record with 215.7 (2,157 in 10)

Career

6,108—Scott Pingel, Westminster (Mo.), 1996-99 (caught 436)

Also holds per-game record with 156.6 (6,108 in 39)

LONGEST RECEPTION

99 yards—21 times. Most recent: Shawn Watson from Clay Groefsema, Redlands vs. Whittier, Nov. 3, 2001

MOST YARDS GAINED BY A TIGHT END**Game**

362—Matt Surette, WPI vs. Springfield, Oct. 25, 1997 (caught 17)

Season

1,290—Don Moehling, Wis.-Stevens Point, 1988 (caught 72)

Career

2,663—Don Moehling, Wis.-Stevens Point, 1986-89 (caught 152)

MOST YARDS GAINED BY A RUNNING BACK**Game**

271—Theo Blanco, Wis.-Stevens Point vs. Wis.-Oshkosh, Oct. 31, 1987 (caught 17)

Season

1,616—Theo Blanco, Wis.-Stevens Point, 1987 (caught 106)

Career

2,190—Mike Christman, Wis.-Stevens Point, 1983-86 (caught 169)

MOST YARDS GAINED BY TWO PLAYERS, SAME TEAM**Season**

3,168—Scott Pingel (WR) 2,157 & Logan Stanley (TE) 1,011, Westminster (Mo.), 1998 (caught 203, 33 TDs)

HIGHEST AVERAGE GAIN PER RECEPTION**Game**

(Min. 3 repts.) 68.3—Paul Jaeckel, Elmhurst vs. Ill. Wesleyan, Oct. 8, 1983 (3 for 205)

(Min. 5 repts.) 56.8—Tom Casperson, TCNJ vs. Ramapo, Nov. 15, 1980 (5 for 284)

Season

(Min. 35 repts.) 26.9—Marty Redlawsk, Concordia (Ill.), 1985 (38 for 1,022)

(Min. 50 repts.) 25.5—Derek Stanley, Wis.-Whitewater, 2005 (52 for 1,328)

Career

(Min. 125 repts.) 23.4—Michael Coleman, Widener, 1998-01 (139 for 3,254)

HIGHEST AVERAGE GAIN PER RECEPTION BY A RUNNING BACK**Season**

(Min. 50 repts.) 17.5—Barry Rose, Wis.-Stevens Point, 1989 (67 for 1,171)

MOST TOUCHDOWN PASSES CAUGHT**Game**

7—Matt Perceval, Wesleyan (Conn.) vs. Middlebury, Sept. 26, 1998

Season

26—Scott Pingel, Westminster (Mo.), 1998
Also holds per-game record with 2.6 (26 in 10)

Career

75—Scott Pingel, Westminster (Mo.), 1996-99 (caught 436)

Also holds per-game record with 1.9 (75 in 39)

MOST TOUCHDOWN PASSES CAUGHT BY A FRESHMAN**Season**

15—Mark Bartosic, Susquehanna, 2000

HIGHEST PERCENTAGE OF PASSES CAUGHT FOR TOUCHDOWNS**Season**

(Min. 12 TDs) 55.6%—Kirk Aikens, Hartwick, 1998 (20 of 36)

Career

(Min. 20 TDs) 33.9%—Kirk Aikens, Hartwick, 1995-98 (43 of 127)

MOST CONSECUTIVE PASSES CAUGHT FOR TOUCHDOWNS

9—Keith Gilliam, Randolph-Macon, 1984 (during four games)

Punting**MOST PUNTS****Game**

17—Jerry Williams, Frostburg St. vs. Salisbury, Sept. 30, 1978

Season

106—Bob Blake, Wis.-Superior, 1977 (3,404 yards)
Per-game record—11.0, Mark Roedelbronn, FDU-Florham, 1990 (99 in 9)

Career

263—Chris Gardner, Loras, 1987-90 (9,394 yards)

HIGHEST AVERAGE PER PUNT**Season**

(Min. 40 punts) 45.5—Justin Shively, Anderson (Ind.), 1997 (55 for 2,502)

Career

(Min. 100 punts) 43.4—Jeff Shea, Cal Lutheran, 1994-97 (183 for 7,939)

LONGEST PUNT

90 yards—Dan Heeren, Coe vs. Lawrence, Oct. 12, 1974; Sean Lipscomb, Redlands vs. Pomona-Pitzer, Oct. 5, 2002

Punt Returns**MOST PUNT RETURNS****Game**

10—Ellis Wangelin, Wis.-River Falls vs. Wis.-Platteville, Oct. 12, 1985 (87 yards)

Season

48—Rick Bealer, Lycoming, 1989 (492 yards)

Career

134—Marvin Deal, McDaniel, 1996-99 (1,480 yards)

MOST YARDS ON PUNT RETURNS**Game**

278—P.J. Williams, Mary Hardin-Baylor vs. Mississippi Col., Oct. 1, 2005 (7 returns)

Season

688—Melvin Dillard, Ferrum, 1990 (25 returns)

Career

1,550—Joshua Carter, Muhlenberg, 1998-01 (133 returns)

LONGEST PUNT RETURN

99 yards—Robert Middlebrook, Knoxville vs. Miles, Oct. 19, 1985

HIGHEST AVERAGE GAIN PER RETURN**Season**

(Min. 1.2 rets. per game) 31.2—Chuck Downey, Stony Brook, 1986 (17 for 530)

Career

(Min. 1.2 rets. per game) 22.9—Keith Winston, Knoxville, 1986-87 (30 for 686)

(Min. 50 rets.) 20.3—Chuck Downey, Stony Brook, 1984-87 (59 for 1,198)

MOST TOUCHDOWNS SCORED ON PUNT RETURNS

Game
3—John Conroy, Otterbein vs. Heidelberg, Nov. 1, 2003 (65, 74 & 66 yards)

Season
5—Chris McKinney, Guilford, 2001 (21 returns)

Career
7—Chuck Downey, Stony Brook, 1984-87 (59 returns)

Kickoff Returns

MOST KICKOFF RETURNS

Game
11—Mason Tootell, Swarthmore vs. Johns Hopkins, Sept. 19, 1997 (197 yards)

Season
48—Mason Tootell, Swarthmore, 1997 (944 yards)

Career
106—Chris Sidick, Marietta, 2001-04 (2,235 yards)

MOST YARDS ON KICKOFF RETURNS

Game
279—Chuck Downey, Stony Brook vs. TCNJ, Oct. 5, 1984 (7 returns)

Season
981—Joshua Carter, Muhlenberg, 1999 (28 returns)

Career
2,235—Chris Sidick, Marietta, 2001-04 (106 returns)

LONGEST KICKOFF RETURN

99 yards—53 times. Most recent: Adamis Gonzalez, Western Conn. St. vs. TCNJ, Oct. 15, 2005; Sean Buggy, Westminster (Pa.) vs. Wash. & Jeff., Oct. 8, 2005

HIGHEST AVERAGE GAIN PER RETURN

Game
(Min. 3 rets.) 68.0—Victor Johnson, Elmhurst vs. Wheaton (Ill.), Sept. 15, 1979 (3 for 204)

Season
(Min. 1.2 rets. per game) 42.2—Brandon Steinheim, Wesley, 1994 (10 for 422)

Career
(Min. 1.2 rets. per game) 34.9—David Ziegler, John Carroll, 1996-99 (30 for 1,047)

MOST TOUCHDOWNS SCORED ON KICKOFF RETURNS

Game
2—By many players. Most recent: Nate Gibbons, Rochester vs. Union (N.Y.), Sept. 25, 2004

Season
4—Byron Womack, Iona, 1989

Career
6—Byron Womack, Iona, 1988-91; Ryan Soule, Hartwick, 1999-02

Total Kick Returns

(Combined Punt and Kickoff Returns)

MOST YARDS ON KICK RETURNS

Game
354—Chuck Downey, Stony Brook vs. TCNJ, Oct. 5, 1984 (7 kickoff returns for 279 yards, 1 punt return for 75 yards)

Career
3,739—Joshua Carter, Muhlenberg, 1998-01 (133 punt returns for 1,550 yards; 75 kickoff returns for 2,189 yards)

GAINING 1,000 YARDS ON PUNT RETURNS AND 1,000 YARDS ON KICKOFF RETURNS

Career
Chuck Downey, Stony Brook, 1984-87 (1,198 on punt returns, 1,281 on kickoff returns); LaVant King, Ohio Northern, 1991, 93-95 (1,074 on punt returns, 1,298 on kickoff returns); Charles Warren, Dickinson, 1993-96 (1,239 on punt returns, 1,021 on kickoff returns); David Ziegler, John Carroll, 1996-99 (1,063 on punt returns, 1,047 on kickoff returns); Marvin Deal, McDaniel, 1996-99 (1,480 on punt returns, 1,104 on kickoff returns); Joshua Carter, Muhlenberg, 1998-01 (1,550 on punt returns, 2,189 on kickoff returns); Matt Tosh, Ithaca, 2001-04 (1,297 on punt returns, 1,071 on kickoff returns)

MOST TOUCHDOWNS ON KICK RETURNS

Game
3—Chuck Downey, Stony Brook vs. TCNJ, Oct. 5, 1984 (2 kickoff returns, 98 & 95 yards; 1 punt return, 75 yards)

Season

5—Chuck Downey, Stony Brook, 1986 (4 punt returns, 1 kickoff return); Chris Warren, Ferrum, 1989 (4 punt returns, 1 kickoff return); Charles Jordan, Occidental, 1993 (2 punt returns, 3 kickoff returns); Chris McKinney, Guilford, 2001 (5 punt returns)

Career

10—Chuck Downey, Stony Brook, 1984-87 (7 punt returns, 3 kickoff returns)

HIGHEST AVERAGE PER KICK RETURN (Min. 1.2 Returns Per Game Each)

Career
23.6—Chuck Downey, Stony Brook, 1984-87 (59 for 1,198 on punt returns, 46 for 1,281 on kickoff returns)

AVERAGING 20 YARDS EACH ON PUNT RETURNS AND KICKOFF RETURNS (Min. 1.2 Returns Per Game Each)

Career
Chuck Downey, Stony Brook, 1984-87 (20.3 on punt returns, 59 for 1,198; 27.8 on kickoff returns, 46 for 1,281)

All Runbacks

(Combined Interceptions, Punt Returns and Kickoff Returns)

MOST TOUCHDOWNS ON INTERCEPTIONS, PUNT RETURNS AND KICKOFF RETURNS

Game
3—Mike Schmitz, Monmouth (Ill.) vs. Olivet Nazarene, Sept. 30, 1978 (1 interception return, 2 punt returns); Chuck Downey, Stony Brook vs. TCNJ, Oct. 5, 1984 (2 kickoff returns, 98 & 95 yards; 1 punt return, 75 yards)

Season
6—Chuck Downey, Stony Brook, 1986 (1 interception return, 4 punt returns, 1 kickoff return)

Career
11—Chuck Downey, Stony Brook, 1984-87 (1 interception return, 7 punt returns, 3 kickoff returns)

Kicks Blocked

MOST PUNTS BLOCKED BY

Game
3—Jim Perryman, Millikin vs. Carroll (Wis.), Nov. 1, 1980; Scott Lunsford, Maryville (Tenn.) vs. Rhodes, Sept. 26, 1998; Andy Waddle, Wittenberg vs. Urbana, Sept. 1, 2000; Don Rodgers, Sewanee vs. Rhodes, Oct. 19, 2002; Matt Sheridan, Moravian vs. King's (Pa.), Sept. 17, 2005

Season
9—Jim Perryman, Millikin, 1980

Career
13—Frank Lyle, Millsaps, 1979-82

Note: Daryl Hobson, Benedictine (Ill.) DB, blocked 9 punts during 17 games in 1987-88

MOST TOTAL KICKS BLOCKED BY (Includes Punts, PAT Attempts, FG Attempts)

Game
4—Bob Paulus, Rhodes vs. Washington-St. Louis, Sept. 29, 2001 (3 FG and 1 PAT); Ted Serafini, Beloit vs. St. Norbert, Sept. 11, 2004 (3 PAT and 1 punt)

MOST TOUCHDOWNS SCORED ON BLOCKED PUNTS

Game
3—Nate Murphy, Sewanee vs. Rhodes, Oct. 19, 2002

All-Purpose Yards

(Yardage Gained From Rushing, Receiving and All Runbacks)

MOST PLAYS

Season
429—Dan Pugh, Mount Union, 2002 (384 rushes, 32 receptions, 13 kickoff returns)

Career
1,313—Steve Tardif, Maine Maritime, 1996-99 (1,190 rushing, 58 receptions, 1 interception, 10 punt returns, 55 kickoff returns)

MOST YARDS GAINED

Game
527—Paul Smith, Gettysburg vs. Muhlenberg, Oct. 23, 1999 (390 rushing, 137 receiving)

Season

3,189—Dan Pugh, Mount Union, 2002 (2,300 rushing, 382 receiving, 507 kickoff returns) (14 games)
Per-game record—297.3, Dante Brown, Marietta, 1996 (2,973 in 10)

Career

9,253—R.J. Bowers, Grove City, 1997-00 (7,353 rushing, 397 receiving, 50 punt returns, 1,453 kickoff returns)
Also holds per-game record with 231.3 (9,253 in 40)

HIGHEST AVERAGE GAIN PER PLAY

Season
(Min. 1,500 yards, 125 plays) 16.9—Matt Eisenberg, Juniata, 1999 (2,113 in 125)

Career

(Min. 4,000 yards, 300 plays) 16.0—Chris Wiesehan, Wabash, 1990-93 (4,825 in 301)

TEAM HAVING A 200-YARD RUSHER AND 200-YARD RECEIVER IN SAME GAME

St. John Fisher, Mark Robinson (229 rushing) and Noah Fehrenbach (207 receiving) vs. Rochester, Sept. 10, 2005 (St. John Fisher won, 58-32)

Scoring

MOST POINTS SCORED

Game
48—Carey Bender, Coe vs. Beloit, Nov. 12, 1994

Season

248—Dan Pugh, Mount Union, 2002 (41 TDs & 2 PATs) (14 games)
Per-game record—20.8, James Regan, Pomona-Pitzer, 1997 (166 in 8)

Career

562—R.J. Bowers, Grove City, 1997-00 (92 TDs & 10 PATs)
Per-game record—16.0, Tony Sutton, Wooster, 2002-04 (480 in 30)

TWO OR MORE PLAYERS, SAME TEAM, EACH SCORING 100 POINTS OR MORE

Season
12 times. Most recent: Matt Willis (132) & Lindy Crea (108), Hartwick, 2005; Justin Beaver (146), Mike Chaulk (109) & Derek Stanley (100), Wis.-Whitewater, 2005

THREE PLAYERS, SAME TEAM, EACH SCORING 100 POINTS OR MORE

Season
Justin Beaver (146), Mike Chaulk (109) & Derek Stanley (100), Wis.-Whitewater, 2005

MOST TOUCHDOWNS SCORED

Season
41—Dan Pugh, Mount Union, 2002 (14 games)
Per-game record—3.4, R.J. Bowers, Grove City, 1998 (34 in 10)

Career

92—R.J. Bowers, Grove City, 1997-00
Also holds per-game record with 2.3 (92 in 40)

MOST GAMES SCORING A TOUCHDOWN

Career
36—Carey Bender, Coe, 1991-94 (39 games); R.J. Bowers, Grove City, 1997-00 (40 games)

MOST CONSECUTIVE GAMES SCORING A TOUCHDOWN

Career
25—Chuck Moore, Mount Union (from Oct. 10, 1998, through Nov. 4, 2000)

MOST GAMES SCORING TWO OR MORE TOUCHDOWNS

Career
24—Joe Dudek, Plymouth St., 1982-85 (41 games); R.J. Bowers, Grove City, 1997-00 (40 games)

MOST EXTRA POINTS ATTEMPTED BY KICKING

Game
14—Kurt Christenson, Concordia-M'head vs. Macalester, Sept. 24, 1977 (made 13)

Season

87—Todd Canion, Trinity (Tex.), 2002 (made 82)

Career

202—Garrett Wales, Linfield, 2002-04 (made 178)

MIN EXTRA POINTS MADE BY KICKING**Game**

13—Kurt Christenson, Concordia-M'head vs. Macalester, Sept. 24, 1977 (attempted 14)

Season

82—Todd Canion, Trinity (Tex.), 2002 (attempted 87)

Career

183—Tim Mercer, Ferrum, 1987-90 (attempted 194)

HIGHEST PERCENTAGE OF EXTRA POINTS MADE (BEST PERFECT SEASON)

100.0%—Mike Duvic, Dayton, 1989 (46 of 46)

HIGHEST PERCENTAGE OF EXTRA POINTS MADE**Career**

(Min. 80 atts.) 100.0%—Mike Farrell, Adrian, 1983-85 (84 of 84)

(Min. 100 atts.) 98.5%—Rims Roof, Coe, 1982-85 (135 of 137)

MOST CONSECUTIVE EXTRA POINTS MADE BY KICKING**Game**

13—Kurt Christenson, Concordia-M'head vs. Macalester, Sept. 24, 1977

Career

102—Rims Roof, Coe (from Sept. 24, 1983, through Nov. 9, 1985)

MOST POINTS SCORED BY KICKING**Game**

20—Jim Hever, Rhodes vs. Millsaps, Sept. 22, 1984 (6 FGs, 2 PATs)

Season

121—Todd Canion, Trinity (Tex.), 2002 (13 FGs, 82 PATs) (15 games)

Per-game record—10.2, Ken Edelman, Mount Union, 1990 (102 in 10)

Career

274—Ken Edelman, Mount Union, 1987-90 (52 FGs, 118 PATs)

Also holds per-game record with 6.9 (274 in 40)

MOST SUCCESSFUL TWO-POINT PASS ATTEMPTS**Game**

4—Dave Geissler, Wis.-Stevens Point vs. Wis.-La Crosse, Sept. 21, 1985 (all in 4th quarter); Rob Bristow, Pomona-Pitzer vs. Whittier, Oct. 19, 1985 (all in 4th quarter); Josh Vogelbach, Guilford vs. Hampden-Sydney, Sept. 24, 2005

Season

10—Justin Peery, Westminster (Mo.), 1997 (14 attempts)

Career

25—Justin Peery, Westminster (Mo.), 1996-99 (44 attempts)

Note: Rob Bristow, Pomona-Pitzer, 1983-86, holds record for highest percentage of successful two-point pass attempts (best perfect record) at 9 of 9

MOST TWO-POINT PASSES CAUGHT**Season**

8—Scott Pingel, Westminster (Mo.), 1997

Career

17—Scott Pingel, Westminster (Mo.), 1996-99

Field Goals**MOST FIELD GOALS MADE****Game**

6—Jim Hever, Rhodes vs. Millsaps, Sept. 22, 1984 (30, 24, 42, 44, 46, 30 yards; attempted 8)

Season

20—Ken Edelman, Mount Union, 1990 (attempted 27) Also holds per-game record with 2.0 (20 in 10)

Career

52—Ken Edelman, Mount Union, 1987-90 (attempted 71)

Also holds per-game record (Min. 30) with 1.3 (52 in 40)

MOST FIELD GOALS ATTEMPTED**Game**

8—Jim Hever, Rhodes vs. Millsaps, Sept. 22, 1984 (made 6)

Season

29—Scott Ryerson, UCF, 1981 (made 18)

Career

75—Carlos Martinez, Buena Vista, 1998-01 (made 48)

HIGHEST PERCENTAGE OF FIELD GOALS MADE**Season**

(Min. 15 atts.) 93.8%—Steve Graeca, John Carroll, 1988 (15 of 16)

Career

(Min. 50 atts.) *77.6%—Mike Duvic, Dayton, 1986-89 (38 of 49)

*Declared champion; with one more attempt (making 50), failed, still would have highest percentage (76.0).

LONGEST FIELD GOAL MADE

62—Dom Antonini, Rowan vs. Salisbury, Sept. 18, 1976

MOST FIELD GOALS ATTEMPTED WITHOUT SUCCESS**Season**

11—Scott Perry, Moravian, 1986

Defensive Records**TOTAL TACKLES****Game**

30—Bryan Meuse, Nichols vs. Endicott, Oct. 29, 2005

Season

178—Robert Gunn, Earlham, 2000

Also holds per-game record with 17.8 (178 in 10)

Career

531—Casey McConnell, Kenyon, 2001-03, 05 (294 solo, 237 assisted)

Also holds per-game record with 13.3 (531 in 40)

SOLO TACKLES**Game**

21—Tim Rotenberry, North Park vs. Millikin, Oct. 16, 2004

Season

106—Robert Gunn, Earlham, 2000

Also holds per-game record with 10.6 (106 in 10)

Career

294—Casey McConnell, Kenyon, 2001-03, 05 Also holds per-game record with 7.4 (294 in 40)

ASSISTED TACKLES**Season**

98—Greg Chrony, Maranatha Baptist, 2000

Also holds per-game record with 10.9 (98 in 9)

TACKLES FOR LOSS**Game**

8.5—Kevin McNamara, St. John's (Minn.) vs. Monmouth (Ill.), Nov. 19, 2005

Season

38.5—Steven Wilson, King's (Pa.), 2001 (37 solo, 3 assisted)

Also holds per-game record with 3.9 (38.5 in 10)

Career

106.5—Steven Wilson, King's (Pa.), 2000-02

Also holds per-game record with 3.3 (106.5 in 32)

PASS SACKS**Game**

7.5—Kevin McNamara, St. John's (Minn.) vs. Monmouth (Ill.), Nov. 19, 2005

Season

24.0—Russ Watson, Worcester St., 2000

Also holds per-game record with 2.7 (24.0 in 9)

Career

49.0—Steven Wilson, King's (Pa.), 2000-02

Also holds per-game record with 1.5 (49.0 in 32)

MOST PASSES DEFENDED**Game**

10—James Patrick, Stillman vs. Edward Waters, Nov. 2, 2002 (5 pass breakups, 5 interceptions)

Season

36—Jarrod Pence, Moravian, 2001 (31 pass breakups, 5 interceptions)

Also holds per-game record with 3.6 (36 in 10)

Career

65—Kory Schramm, Hartwick, 2000-02; James Kostack, Wesley, 2000-03

Per-game record—2.6, Kip Daniels, Aurora, 2000-01 (50 in 19)

FORCED FUMBLES**Game**

4—Nick Rice, Thomas More vs. Franklin, Oct. 11, 2002

Season

8—Tony Pate, Concordia (Ill.), 2000

Also holds per-game record with 0.9 (8 in 9)

FUMBLES (FUMBLE RECOVERIES AND FORCED FUMBLES)**Season**

11—Tony Pate, Concordia (Ill.), 2000

Also holds per-game record with 1.2 (11 in 9)

MOST PASSES INTERCEPTED**Game**

5—By 11 players. Most recent: James Patrick, Stillman vs. Edward Waters, Nov. 2, 2002

Season

15—Mark Dornier, Juniata, 1987 (202 yards); Ben Matthews, Bethel (Minn.), 2000 (134 yards)

Also hold per-game record with 1.5 (15 in 10)

Career

29—Ralph Gebhardt, Rochester, 1973-75 (384 yards)

MOST CONSECUTIVE GAMES INTERCEPTING A PASS**Season**

9—Brent Sands, Cornell College, 1992

Also holds career record with 9

MOST YARDS ON INTERCEPTION RETURNS**Game**

164—Rick Conner, McDaniel vs. Dickinson, Oct. 15, 1983 (89-yard interception and 75-yard lateral after an interception)

Season

358—Rod Pesek, Whittier, 1987 (10 interceptions)

Career

443—Mark Dornier, Juniata, 1984-87 (26 interceptions)

LONGEST INTERCEPTION RETURN

99 yards—42 times. Most recent: Jabrill Joseph, Rowan vs. Wilkes, Nov. 19, 2005

HIGHEST AVERAGE GAIN PER INTERCEPTION**Season**

(Min. 7 ints.) 38.4—Randy Ames, Hope, 1996 (7 for 269)

Career

(Min. 20 ints.) 20.4—Todd Schoelzel, Wis.-Oshkosh, 1985-88 (22 for 448)

MOST TOUCHDOWNS SCORED ON INTERCEPTIONS**Game**

3—By many players

Season

3—By many players. Most recent: Mike Linhardt, Westminster (Mo.), 2002 (7 interceptions); Seth Berghoff, Pacific Lutheran, 2001 (4 interceptions)

MOST DEFENSIVE EXTRA POINTS SCORED**Game**

2—Shontez Jones, Greenville vs. MacMurray, Sept. 30, 2000

Season

2—Dan Fichter, Brockport St., 1990 (2 blocked kick returns); Shontez Jones, Greenville, 2000 (2 blocked kick returns)

LONGEST DEFENSIVE EXTRA POINT BLOCKED KICK RETURN

97—Keith Mottram (CB), Colorado Col. vs. Austin, Oct. 10, 1992 (scored)

LONGEST DEFENSIVE EXTRA POINT INTERCEPTION

100—By many players. Most recent: Mike Ortiz (DB), FDU-Florham vs. Widener, Sept. 11, 1999

FIRST DEFENSIVE EXTRA POINT SCORED

Steve Nieves (DB), St. John's (N.Y.) vs. Iona, Sept. 10, 1988 (83-yard blocked kick return)

Team Records

SINGLE GAME—Offense

Total Offense

MOST PLAYS

112—Gust. Adolphus vs. Bethel (Minn.), Nov. 2, 1985 (47 rushes, 65 passes; 493 yards)

MOST PLAYS, BOTH TEAMS

214—Gust. Adolphus (112) & Bethel (Minn.) (102), Nov. 2, 1985 (71 rushes, 143 passes; 930 yards)

MOST YARDS GAINED

823—Westminster (Mo.) vs. Principia, Oct. 17, 1998 (176 rushing, 647 passing)

MOST YARDS GAINED, BOTH TEAMS

1,395—Occidental (753) & Claremont-M-S (642), Oct. 30, 1993 (136 plays)

MOST TOUCHDOWNS SCORED BY RUSHING AND PASSING

14—Concordia-M'head vs. Macalester, Sept. 24, 1977 (12 rushing, 2 passing)

Rushing

MOST RUSHES

92—Wis.-River Falls vs. Wis.-Platteville, Oct. 21, 1989 (464 yards)

MOST YARDS GAINED

670—Olivet vs. Ohio Wesleyan, Sept. 18, 2004 (84 rushes)

MOST TOUCHDOWNS SCORED BY RUSHING

12—Concordia-M'head vs. Macalester, Sept. 24, 1977

Passing

MOST PASSES ATTEMPTED

82—Sul Ross St. vs. Howard Payne, Oct. 5, 2002 (completed 52)

MOST PASSES ATTEMPTED, BOTH TEAMS

143—Bethel (Minn.) (78) & Gust. Adolphus (65), Nov. 2, 1985 (completed 65)

MOST PASSES ATTEMPTED WITHOUT AN INTERCEPTION

77—Westminster (Mo.) vs. MacMurray, Nov. 14, 1998 (completed 50)

MOST PASSES COMPLETED

52—Sul Ross St. vs. Howard Payne, Oct. 5, 2002 (attempted 82)

MOST PASSES COMPLETED, BOTH TEAMS

87—Sul Ross St. (52) & Howard Payne (35), Oct. 5, 2002 (attempted 128)

HIGHEST PERCENTAGE OF PASSES COMPLETED (Min. 35 Attempts)

86.1%—Howard Payne vs. East Tex. Baptist, Sept. 28, 2002 (31 of 36)

MOST YARDS GAINED

731—Menlo vs. Cal Lutheran, Oct. 7, 2000

MOST YARDS GAINED, BOTH TEAMS

1,100—St. Thomas (Minn.) (602) & Bethel (Minn.) (498), Nov. 13, 1993 (attempted 113, completed 69)

MOST TOUCHDOWN PASSES

9—Westminster (Mo.) vs. Principia, Oct. 17, 1998; Ohio Northern vs. Capital, Nov. 14, 1998

MOST TOUCHDOWN PASSES, BOTH TEAMS

12—St. Thomas (Minn.) (6) & Bethel (Minn.) (6), Nov. 13, 1993

Punting

MOST PUNTS

17—Frostburg St. vs. Salisbury, Sept. 30, 1978

MOST YARDS ON PUNTS

487—Brockport St. vs. Cortland St., Oct. 7, 1989 (13 punts)

Punt Returns

MOST PUNT RETURNS

10—Wis.-River Falls vs. Wis.-Platteville, Oct. 12, 1985 (87 yards)

MOST YARDS ON PUNT RETURNS

227—Otterbein vs. Heidelberg, Oct. 1, 2003 (7 returns)

MOST TOUCHDOWNS SCORED ON PUNT RETURNS

3—Emory & Henry vs. Tenn. Wesleyan, Sept. 27, 1986

Kickoff Returns

MOST KICKOFF RETURNS

11—Swarthmore vs. Johns Hopkins, Sept. 19, 1997 (197 yards)

MOST YARDS ON KICKOFF RETURNS

302—MacMurray vs. Greenville, Sept. 4, 1999

Scoring

MOST POINTS SCORED

105—Rockford vs. Trinity Bible, Sept. 6, 2003

MOST POINTS SCORED VS. DIVISION III OPPONENT

97—Concordia-M'head vs. Macalester, Sept. 24, 1977

MOST POINTS SCORED, BOTH TEAMS

131—Earlham (69) & Manchester (62), Sept. 10, 2005

MOST POINTS SCORED BY A LOSING TEAM

63—Cornell College vs. Coe, Oct. 25, 2003

MOST POINTS SCORED IN ONE QUARTER

49—Wash. & Jeff. vs. Emory & Henry, Sept. 25, 2004 (1st quarter)

MOST POINTS OVERCOME TO WIN A GAME

33—Wis.-Platteville vs. Wis.-Eau Claire, Nov. 8, 1980 (trailed 33-0 with 7:00 left in 2nd quarter; won 52-43); Salisbury vs. Randolph-Macon, Sept. 15, 1984 (trailed 33-0 with 14:18 left in 2nd quarter; won 34-33); Lakeland vs. Concordia (Wis.), Oct. 11, 1997 (trailed 33-0 with 7:53 left in 3rd quarter; won 41-33)

MOST POINTS SCORED IN A BRIEF PERIOD OF TIME

21 in 33 seconds—Mount Union vs. Defiance, Sept. 14, 1996 (turned 13-3 game into 34-3 in 2nd quarter, won 62-10)
32 in 4:04—Wis.-Stevens Point vs. Wis.-La Crosse, Sept. 21, 1985 (trailed 27-3 and 35-11 in 4th quarter; ended in 35-35 tie)

MOST POINTS SCORED IN FIRST VARSITY GAME

63—Bentley vs. Brooklyn (26), Sept. 24, 1988

MOST TOUCHDOWNS SCORED

15—Rockford vs. Trinity Bible, Sept. 6, 2003

MOST PLAYERS SCORING TOUCHDOWNS

10—Johns Hopkins vs. Swarthmore, Sept. 19, 1997

MOST EXTRA POINTS MADE BY KICKING

13—Concordia-M'head vs. Macalester, Sept. 24, 1977 (attempted 14); Rockford vs. Trinity Bible, Sept. 6, 2003

MOST FIELD GOALS MADE

6—Rhodes vs. Millsaps, Sept. 22, 1984 (attempted 8)

MOST FIELD GOALS ATTEMPTED

8—Rhodes vs. Millsaps, Sept. 22, 1984 (made 6)

MOST DEFENSIVE EXTRA-POINT RETURNS SCORED

2—Greenville vs. MacMurray, Sept. 30, 2000

MOST DEFENSIVE EXTRA-POINT OPPORTUNITIES

2—Buffalo St. vs. Brockport St., Oct. 1, 1988 (1 interception & 1 kick return; none scored); Wis.-Platteville vs. Wis.-Oshkosh, Oct. 15, 1988 (2 interceptions; none scored); Wis.-River Falls vs. Wis.-La Crosse, Nov. 11, 1989 (2 kick returns; 1 scored); Frank. & Marsh. vs. Johns Hopkins, Nov. 7, 1992 (1 interception & 1 kick return; none scored); Greenville vs. MacMurray, Sept. 30, 2000 (2 kick returns; 2 scored)

Turnovers

(Most Times Losing the Ball on Interceptions and Fumbles)

MOST TURNOVERS

13—Albany (N.Y.) vs. Rochester Inst., Oct. 1, 1977; Mercyhurst vs. Buffalo St., Oct. 23, 1982 (1 interception, 12 fumbles); St. Olaf vs. St. Thomas (Minn.), Oct. 12, 1985 (10 interceptions, 3 fumbles)

MOST TURNOVERS, BOTH TEAMS

24—Albany (N.Y.) (13) & Rochester Inst. (11), Oct. 1, 1977

First Downs

MOST TOTAL FIRST DOWNS

40—Upper Iowa vs. Loras, Nov. 7, 1992 (19 rushing, 17 passing, 4 by penalty); Mount Union vs. Marietta, Oct. 15, 2005 (25 rushing, 15 passing)

Penalties

MOST PENALTIES AGAINST

25—Norwich vs. Coast Guard, Sept. 29, 1985 (192 yards)

SINGLE GAME—Defense

Total Defense

FEWEST YARDS ALLOWED

Minus 52—Worcester St. vs. Maine Maritime, Sept. 28, 1996 (-71 rushing, 19 passing)

Rushing Defense

FEWEST RUSHES ALLOWED

9—Wis.-La Crosse vs. Huron, Sept. 21, 1996 (-63 yards)

FEWEST YARDS ALLOWED

Minus 112—Coast Guard vs. Wesleyan (Conn.), Oct. 7, 1989 (23 plays)

Pass Defense

FEWEST ATTEMPTS ALLOWED

0—By many teams. Most recent: Concordia-M'head vs. Macalester, Oct. 12, 1991

FEWEST COMPLETIONS ALLOWED

0—By many teams. Most recent: Rensselaer vs. Springfield, Nov. 29, 2003 (8 attempts)

FEWEST YARDS ALLOWED

Minus 6—Central (Iowa) vs. Simpson, Oct. 19, 1985 (1 completion); Wittenberg vs. Hiram, Oct. 27, 2001 (1 completion)

MOST PASSES INTERCEPTED BY

10—St. Thomas (Minn.) vs. St. Olaf, Oct. 12, 1985 (91 yards; 50 attempts)

MOST PLAYERS INTERCEPTING A PASS

8—Samford vs. Anderson (S.C.), Oct. 11, 1986 (8 interceptions in the game)

MOST TOUCHDOWNS ON INTERCEPTION RETURNS

4—Millikin vs. Ill. Wesleyan, Nov. 6, 1999

Defensive Records**MOST TACKLES FOR LOSS (Since 2000)**

22—King's (Pa.) vs. Salisbury, Nov. 23, 2002; St. John's (Minn.) vs. Monmouth (Ill.), Nov. 19, 2005

MOST PASS SACKS (Since 2000)

13—St. John's (Minn.) vs. Monmouth (Ill.), Nov. 19, 2005

MOST PASSES DEFENDED (Since 2000)

21—Stillman vs. Edward Waters, Nov. 2, 2002 (13 pass breakups, 8 interceptions)

MOST FORCED FUMBLES

8—Simpson vs. William Penn, Nov. 11, 2000

Punts Blocked By**MOST OPPONENT'S PUNTS BLOCKED BY**

4—Benedictine (Ill.) vs. Olivet Nazarene, Oct. 22, & vs. Aurora, Oct. 29, 1988 (consecutive games, resulting in 4 TDs and 1 safety). Blocked 9 punts in three consecutive games, vs. MacMurray, Oct. 15, Olivet Nazarene and Aurora, resulting in 4 TDs and 2 safeties

First Downs**FEWEST FIRST DOWNS ALLOWED**

0—Case Reserve vs. Wooster, Sept. 21, 1985

SEASON—Offense**Total Offense****MOST YARDS GAINED PER GAME**

561.2—Westminster (Mo.), 1998 (5,612 in 10)

MOST YARDS GAINED

7,800—Mount Union, 2005 (15 games)

HIGHEST AVERAGE GAIN PER PLAY

8.1—Ferrum, 1990 (534 for 4,350)

MOST PLAYS PER GAME

85.6—Hampden-Sydney, 1978 (856 in 10)

MOST TOUCHDOWNS SCORED PER GAME BY RUSHING AND PASSING

8.4—St. John's (Minn.), 1993 (84 in 10; 44 rushing, 40 passing)

Rushing**MOST YARDS GAINED PER GAME**

434.7—Ferrum, 1990 (3,912 in 9)

MOST YARDS GAINED

4,384—Springfield, 2003 (11 games)

HIGHEST AVERAGE GAIN PER RUSH

8.3—Ferrum, 1990 (470 for 3,912)

MOST RUSHES PER GAME

71.4—Wis.-River Falls, 1988 (714 in 10)

MOST TOUCHDOWNS SCORED PER GAME BY RUSHING

5.4—Ferrum, 1990 (49 in 9)

Passing**MOST YARDS GAINED PER GAME**

488.8—Westminster (Mo.), 1998 (4,888 in 10)

FEWEST YARDS GAINED PER GAME

18.4—Wis.-River Falls, 1983 (184 in 10)

HIGHEST AVERAGE GAIN PER ATTEMPT

(Min. 250 atts.) 11.14—Grinnell, 1998 (301 for 3,354)

(Min. 350 atts.) 11.06—Mount Union, 2003 (371 for 4,103)

(Min. 450 atts.) 9.5—Menlo, 2000 (479 for 4,529)

HIGHEST AVERAGE GAIN PER COMPLETION (Min. 200 Completions)

17.1—Mount Union, 2003 (240 for 4,103)

MOST PASSES ATTEMPTED PER GAME

59.9—Sul Ross St., 2002 (599 in 10)

FEWEST PASSES ATTEMPTED PER GAME

4.0—Wis.-River Falls, 1988 (40 in 10)

MOST PASSES COMPLETED PER GAME

35.8—Sul Ross St., 2002 (358 in 10)

FEWEST PASSES COMPLETED PER GAME

1.3—Wis.-River Falls, 1983 (13 in 10)

HIGHEST PERCENTAGE COMPLETED (Min. 200 Attempts)

71.2%—Monmouth (Ill.), 2005 (222 of 312)

LOWEST PERCENTAGE OF PASSES HAD INTERCEPTED (Min. 150 Attempts)

0.7%—San Diego, 1990 (1 of 153)

MOST TOUCHDOWN PASSES PER GAME

5.7—Westminster (Mo.), 1998 (57 in 10)

HIGHEST PASSING EFFICIENCY RATING POINTS (Min. 15 atts. per game)

211.3—Eureka, 1994 (205 attempts, 142 completions, 8 interceptions, 2,478 yards, 30 TDs)

(Min. 300 atts.) 202.8—Mount Union, 1997 (311 attempts, 212 completions, 3 interceptions, 3,171 yards, 48 TDs)

Punting**MOST PUNTS PER GAME**

11.0—FDU-Florham, 1990 (99 in 9)

FEWEST PUNTS PER GAME

2.1—Mount Union, 2002 (29 in 14)

HIGHEST PUNTING AVERAGE

45.3—Ohio Northern, 1999 (43 for 1,950)

Scoring**MOST POINTS PER GAME**

61.5—St. John's (Minn.), 1993 (615 in 10)

MOST TOUCHDOWNS PER GAME

8.9—St. John's (Minn.), 1993 (89 in 10)

BEST PERFECT RECORD ON EXTRA POINTS MADE BY KICKING

49 of 49—Dayton, 1989

MOST TWO-POINT ATTEMPTS PER GAME

2.8—Martin Luther, 1990 (17 in 6)

MOST FIELD GOALS MADE PER GAME

2.0—Mount Union, 1990 (20 in 10)

HIGHEST SCORING MARGIN

51.8—St. John's (Minn.), 1993 (averaged 61.5 and allowed 9.7 in 10 games)

MOST TOUCHDOWNS ON BLOCKED PUNT RETURNS

5—Widener, 1990

MOST SAFETIES

4—Wis.-Stevens Point, 1990; Westfield St., 1992; Central (Iowa), 1992; Alfred, 1992; Upper Iowa, 1995

MOST DEFENSIVE EXTRA-POINT RETURNS SCORED

2—Brockport St., 1990; Eureka, 1991; Springfield, 1998; Greenville, 2000; Wis.-River Falls, 2000

MOST DEFENSIVE EXTRA POINT BLOCKED KICK RETURNS

3—Brockport St., 1990 (2 scored); Ohio Wesleyan, 1991 (none scored); Assumption, 1992 (1 scored)

MOST DEFENSIVE EXTRA POINT INTERCEPTIONS

2—Wis.-Platteville, 1988 (none scored); Swarthmore, 1989 (1 scored)

Penalties**MOST PENALTIES PER GAME**

13.3—Kean, 1990 (133 in 10, 1,155 yards)

MOST YARDS PENALIZED PER GAME

121.9—Hofstra, 1991 (1,219 in 10, 124 penalties)

Turnovers (Giveaways)**(Passes Had Intercepted and Fumbles Lost, From 1985)****FEWEST TURNOVERS**

6—Mount Union, 1995 (4 interceptions, 2 fumbles lost); McDaniel, 1999 (4 interceptions, 2 fumbles lost)

Also share per-game record with 0.6 (6 in 10)

MOST TURNOVERS

52—William Penn, 1985 (19 interceptions, 33 fumbles lost)

Also holds per-game record with 5.2 (52 in 10)

SEASON—Defense**Total Defense****FEWEST YARDS ALLOWED PER GAME**

94.0—Knoxville, 1977 (940 in 10)

LOWEST AVERAGE YARDS ALLOWED PER PLAY (Min. 500 plays)

1.8—Bowie St., 1978 (576 for 1,011)

(Min. 650 plays) 2.0—Plymouth St., 1987 (733 for 1,488)

FEWEST RUSHING AND PASSING TOUCHDOWNS ALLOWED PER GAME

0.3—Montclair St., 1984 (3 in 10)

Rushing Defense**FEWEST YARDS ALLOWED PER GAME**

Minus 2.3—Knoxville, 1977 (-23 in 10 games)

LOWEST AVERAGE YARDS ALLOWED PER RUSH (Min. 275 rushes)

Minus 0.1—Knoxville, 1977 (333 for -23)

(Min. 400 rushes) 1.0—Lycoming, 1976 (400 for 399)

FEWEST TOUCHDOWNS ALLOWED BY RUSHING

0—New Haven, 1978 (9 games); Union (N.Y.), 1983 (9 games)

Pass Defense**FEWEST YARDS ALLOWED PER GAME**

48.5—Mass. Maritime, 1976 (388 in 8)

FEWEST YARDS ALLOWED PER ATTEMPT (Min. 150 atts.)

2.9—Plymouth St., 1982 (170 for 488)

(Min. 225 atts.) 3.3—Plymouth St., 1987 (281 for 919)

FEWEST YARDS ALLOWED PER COMPLETION (Min. 100 Completions)

8.6—Baldwin-Wallace, 1990 (151 for 1,305)

LOWEST COMPLETION PERCENTAGE ALLOWED

(Min. 150 atts.) 24.3%—Doane, 1973 (41 of 169)
(Min. 250 atts.) 31.3%—Hobart, 2000 (79 of 252)

HIGHEST PERCENTAGE INTERCEPTED BY (Min. 200 Attempts)

15.2%—Rose-Hulman, 1977 (32 of 210)

MOST PASSES INTERCEPTED BY

35—Plymouth St., 1987 (12 games, 281 attempts against, 348 yards returned)
Per-game record—3.4, Montclair St., 1981 (34 in 10)

FEWEST PASSES INTERCEPTED BY (Min. 125 Attempts)

1—Bates, 1987 (134 attempts against in 8 games, 0 yards returned)

MOST YARDS ON INTERCEPTION RETURNS

576—Emory & Henry, 1987 (31 interceptions)

MOST TOUCHDOWNS SCORED ON INTERCEPTIONS

6—Augustana (Ill.), 1987 (23 interceptions, 229 passes against); Coe, 1992 (22 interceptions, 272 passes against)

FEWEST TOUCHDOWN PASSES ALLOWED

0—By many teams. Most recent: Amherst, 2001 (8 games); Johns Hopkins, 2001 (9 games)

LOWEST PASSING EFFICIENCY RATING POINTS ALLOWED OPPONENTS

(Min. 150 atts.) 27.8—Plymouth St., 1982 (allowed 170 attempts, 53 completions, 488 yards, 1 TD & intercepted 25 passes)

(Min. 275 atts.) 43.1—Plymouth St., 1987 (allowed 281 attempts, 94 completions, 919 yards, 6 TDs & intercepted 35 passes)

Punting

MOST PUNTS BLOCKED BY

11—Benedictine (Ill.) 1987 (78 punts against in 10 games). Blocked 17 punts in 18 games during 1987-88, resulting in 5 TDs and 3 safeties

Scoring

FEWEST POINTS ALLOWED PER GAME

3.4—Millsaps, 1980 (31 in 9)

FEWEST TOUCHDOWNS ALLOWED

4—Millsaps, 1980 (9 games); Baldwin-Wallace, 1981 (10 games); Bentley, 1990 (8 games); Trinity (Conn.), 2003 (8 games)

MOST SHUTOUTS

6—Plymouth St., 1982 (consecutive); Cortland St., 1989; Mount Union, 2003

MOST CONSECUTIVE SHUTOUTS

6—Plymouth St., 1982

MOST POINTS ALLOWED PER GAME

59.1—Macalester, 1977 (532 in 9; 76 TDs, 64 PATs, 4 FGs)

MOST DEFENSIVE EXTRA-POINT ATTEMPTS BY OPPONENTS

5—Norwich, 1992 (4 blocked kick returns, 1 interception; none scored)

Turnovers (Takeaways)

(Opponent's Passes Intercepted and Fumbles Recovered, From 1985)

HIGHEST MARGIN OF TURNOVERS PER GAME OVER OPPONENTS

2.9—Macalester, 1986 (29 in 10; 29 giveaways vs. 58 takeaways)

MOST TAKEAWAYS

58—Macalester, 1986 (28 interceptions, 30 fumbles gained)
Also holds per-game record with 5.8 (58 in 10)

Additional Records

MOST CONSECUTIVE VICTORIES

55—Mount Union (from Sept. 2, 2000, to Dec. 13, 2003)

MOST CONSECUTIVE REGULAR-SEASON VICTORIES

110—Mount Union (from Oct. 22, 1994, to Oct. 22, 2005)

MOST CONSECUTIVE GAMES WITHOUT DEFEAT

60—Augustana (Ill.), (from Sept. 17, 1983, through Nov. 22, 1987; ended with 38-36 loss to Dayton, Nov. 29, 1987, in Division III playoffs and included one tie)

MOST CONSECUTIVE REGULAR-SEASON GAMES WITHOUT DEFEAT

110—Mount Union (from Oct. 22, 1994, to Oct. 22, 2005)

MOST CONSECUTIVE WINNING SEASONS

42—Central (Iowa) (from 1961-02)

Note: Linfield has 50 consecutive winning seasons (1956-05), eight seasons as an NCAA member (1998-05)

MOST CONSECUTIVE GAMES WITHOUT BEING SHUT OUT

295—Mount Union (from Nov. 7, 1981, to present)

MOST CONSECUTIVE LOSSES

50—Macalester (from Oct. 5, 1974, to Nov. 10, 1979; ended with 17-14 win over Mount Senario, Sept. 6, 1980)

MOST CONSECUTIVE GAMES WITHOUT A TIE

371—Widener (from Oct. 29, 1949, to Nov. 11, 1989; ended with 14-14 tie against Gettysburg, Sept. 8, 1990)

HIGHEST-SCORING TIE GAME

50-50—Catholic vs. Randolph-Macon, Sept. 16, 1995

LAST SCORELESS GAME

Nov. 18, 1995—Amherst vs. Williams

MOST CONSECUTIVE GAMES SCORING A TOUCHDOWN BY PASSING

105—Mount Union (from Oct. 5, 1991, to Oct. 27, 2001)

MOST CONSECUTIVE QUARTERS WITHOUT YIELDING A TOUCHDOWN BY RUSHING

61—Union (N.Y.) (in 16 games from Oct. 23, 1982, to Sept. 29, 1984); Augustana (Ill.) (in 16 games from Sept. 27, 1986, to Nov. 7, 1987; 77 including four 1986 Division III playoff games)

MOST CONSECUTIVE QUARTERS WITHOUT YIELDING A TOUCHDOWN BY PASSING

44—Swarthmore (from Oct. 31, 1981, to Nov. 13, 1982)

MOST IMPROVED WON-LOST RECORD (Including Postseason Games)

7 1/2 games—Wis.-Stout, 2000 (10-1) from 1999 (2-8)

Annual Champions, All-Time Leaders

Total Offense

CAREER YARDS PER GAME

(Minimum 5,000 Yards)

Player, Team	Years	G	Plays	Yards	Yd. PG
Brett Elliott, Linfield	2004-05	24	895	8,751	364.6
Justin Peery, Westminster (Mo.)	1996-99	39	2,001	*13,645	349.9
Terry Peebles, Hanover	1992-95	23	1,140	7,672	333.6
Brett Dietz, Hanover	2002-03	22	1,054	6,969	316.7
Adam Ryan, Wilmington (Ohio)	1998-01	33	1,520	10,314	312.5
Kirk Baumgartner, Wis.-Stevens Point ...	1986-89	41	*2,007	12,767	311.4
Dan Cole, Rensselaer	2001-03	31	1,488	9,487	306.0
Zamir Amin, Menlo	1999-01	26	1,015	7,836	301.4
Adam King, Howard Payne	2001-04	39	1,798	11,588	297.1
Willie Reyna, La Verne	1991-92	17	551	4,996	293.9
Phil Butler, Hope	2001-03	30	1,313	8,810	293.7
Keith Bishop, Ill. Wesleyan/ Wheaton (Ill.)	1981, 83-85	31	1,467	9,052	292.0
Tom Stetzer, Wis.-Platteville	2000-03	35	1,823	10,081	288.0
Mark Novara, Lakeland	1994-97	38	1,653	10,801	284.2
Joel Steele, Anderson (Ind.)	2000-03	40	1,641	11,325	283.1
Jordan Poznick, Principia	1990-93	32	1,757	8,983	280.7
Troy Dougherty, Grinnell	1994, 97-99	37	1,520	10,314	278.8
John Port, Albright	\$2001-05	44	1,816	12,195	277.2
Eric Bruns, Hanover	1997, 99-00	26	1,121	7,179	276.1
John Rooney, Ill. Wesleyan	1982-84	27	1,260	7,393	273.8

Player, Team	Years	G	Plays	Yards	Yd. PG
Sean Hoolihan, Wis.-Eau Claire	1996-98	28	972	7,650	273.2
Adam Knoblauch, Delaware Valley ...	2002-05	47	1,985	12,833	273.0
Tim Peterson, Wis.-Stout	1986-89	36	1,558	9,701	269.5
Gregg McDonald, Kalamazoo	1994-96	27	1,155	7,273	269.4
Tom Arth, John Carroll	1999-02	39	1,557	10,493	269.1

*Record. \$See Page 10 for explanation.

SEASON YARDS PER GAME

Player, Team	Year	G	Plays	Yards	Yd. PG
Justin Peery, Westminster (Mo.)	↑1998	10	645	4,651	465.1
Justin Peery, Westminster (Mo.)	↑1999	10	599	4,419	441.9
Danny Ragsdale, Redlands	1999	9	464	3,855	428.3
Zamir Amin, Menlo	↑2000	10	511	4,231	423.1
Terry Peebles, Hanover	↑1995	10	572	3,981	398.1
Brett Dietz, Hanover	↑2003	11	635	4,186	380.5
Wesley Cooper, Louisiana Col.	↑2005	9	504	3,415	379.4
J.D. Ricca, Hampden-Sydney	2005	10	461	3,748	374.8
Brett Elliott, Linfield	2005	11	423	4,088	371.6
Jay Macias, Colorado Col.	2003	8	444	2,951	368.9
Adam King, Howard Payne	↑2004	10	544	3,680	368.0
Kyle Krober, Greenville	2000	10	468	3,676	367.6
Joel Steele, Anderson (Ind.)	2003	10	520	3,664	366.4
Josh Vogelbach, Guilford	2005	10	538	3,638	363.8
Steve Slowke, Alma	↑2001	10	*662	3,630	363.0
Adam King, Howard Payne	↑2002	10	505	3,613	361.3
Josh Brehm, Alma	2005	10	567	3,589	358.9

Player, Team	Year	G	Plays	Yards	Yd. PG
Brett Elliott, Linfield	2004	13	472	*4,663	358.7
Keith Bishop, Wheaton (Ill.)	†1983	9	421	3,193	354.8
Kirk Baumgartner, Wis.-Stevens Point	†1989	10	530	3,540	354.0
Bill Nietzke, Alma	†1996	9	468	3,185	353.9
John Furmaniak, Eureka	1995	10	414	3,503	350.3
Tom Stetzer, Wis.-Platteville	2002	9	553	3,136	348.4
Adam Ryan, Wilmington (Ohio)	1999	10	280	3,478	347.8
Chris Stormer, Hanover	1998	10	507	3,470	347.0

*Record. †National champion.

CAREER YARDS

Player, Team	Years	Plays	Yards
Justin Peery, Westminster (Mo.)	1996-99	2,001	13,645
Adam Knoblauch, Delaware Valley	2002-05	1,985	12,833
Kirk Baumgartner, Wis.-Stevens Point	1986-89	*2,007	12,767
John Port, Albright	\$2001-05	1,816	12,195
Adam King, Howard Payne	2001-04	1,798	11,588
Joel Steele, Anderson (Ind.)	2000-03	1,641	11,325
Mark Novara, Lakeland	1994-97	1,653	10,801
Bill Borcher, Mount Union	1994-97	1,274	10,639
Jim Ballard, Wilmington (Ohio)/Mount Union	1990, 91-93	1,328	10,545
Tom Arth, John Carroll	1999-02	1,557	10,493
Adam Ryan, Wilmington (Ohio)	1998-01	1,520	10,314
Troy Dougherty, Grinnell	1994, 97-99	1,520	10,314
Kyle Krober, Greenville	1998-01	1,603	10,239
Tom Stetzer, Wis.-Platteville	2000-03	1,823	10,081
Kevin Ricca, Catholic	1994-97	1,533	9,982
Brian Dawson, Wash. & Jeff.	1999-02	1,390	9,954
Eric Noble, Wilmington (Ohio)	1992-95	1,513	9,731
Tim Peterson, Wis.-Stout	1986-89	1,558	9,701
Chris Ings, Wabash	1992-95	1,532	9,608
Dan Cole, Rensselaer	2001-03	1,488	9,487
Matt D'Orazio, Otterbein	1996-99	1,625	9,364
Roy Hampton, Trinity (Tex.)	\$1998-02	1,096	9,359
Dan Pincelli, Hartwick	1999-02	1,251	9,071
Keith Bishop, Ill. Wesleyan/Wheaton (Ill.)	1981, 83-85	1,467	9,052
Brian Tomalak, Wis.-Oshkosh	1994-98	1,313	9,022

*Record. \$See Page 10 for explanation.

SEASON YARDS

Player, Team	Year	G	Plays	Yards
Brett Elliott, Linfield	†2004	13	472	4,663
Justin Peery, Westminster (Mo.)	†1998	10	645	4,651
Justin Peery, Westminster (Mo.)	†1999	10	599	4,419
Roy Hampton, Trinity (Tex.)	2002	14	464	4,418
Zamir Amin, Menlo	†2000	10	511	4,231
Brett Dietz, Hanover	†2003	11	635	4,186
Brett Elliott, Linfield	2005	11	423	4,088
Adam Knoblauch, Delaware Valley	2005	13	556	4,044
Terry Peebles, Hanover	†1995	10	572	3,981
Dan Cole, Rensselaer	2003	13	647	3,955
Danny Ragsdale, Redlands	1999	9	464	3,855
Michael Jorris, Mount Union	2005	15	455	3,853
Kirk Baumgartner, Wis.-Stevens Point	†1988	11	604	3,790



Delaware Valley Sports Information

Delaware Valley's Adam Knoblauch racked up 12,833 passing and rushing yards combined from 2002 to 2005, to earn second place on the Division III career total offense list.

Player, Team	Year	G	Plays	Yards
John Port, Albright	2004	11	473	3,766
J.D. Ricca, Hampden-Sydney	2005	10	461	3,748
Kirk Baumgartner, Wis.-Stevens Point	1987	11	561	3,712
Adam King, Howard Payne	2004	10	544	3,680
Kyle Krober, Greenville	2000	10	468	3,676
Justin Jacobs, Wis.-Whitewater	2005	15	478	3,667
Joel Steele, Anderson (Ind.)	2003	10	520	3,664
Chris Warrick, Wesley	2005	14	470	3,655
Josh Vogelbach, Guilford	2005	10	538	3,638
Steve Slowke, Alma	†2001	10	*662	3,630
Phil Butler, Hope	2003	11	507	3,628
Adam King, Howard Payne	†2002	10	505	3,613

*Record. †National champion.

SINGLE-GAME YARDS

Yds.	Player, Team (Opponent)	Date
723	Zamir Amin, Menlo (Cal Lutheran)	Oct. 7, 2000
630	Justin Peery, Westminster (Mo.) (Colorado Col.)	Oct. 30, 1999
628	Justin Peery, Westminster (Mo.) (MacMurray)	Nov. 14, 1998
617	Justin Peery, Westminster (Mo.) (Principia)	Oct. 17, 1998
596	John Love, North Park (Elmhurst)	Oct. 13, 1990
595	Adam King, Howard Payne (East Tex. Baptist)	Sept. 18, 2004
594	Josh Vogelbach, Guilford (Catholic)	Nov. 5, 2005
590	Tom Stallings, St. Thomas (Minn.) (Bethel [Minn.])	Nov. 13, 1993
590	Danny Ragsdale, Redlands (Azusa Pacific)	Sept. 25, 1999
588	Danny Ragsdale, Redlands (Cal Lutheran)	Nov. 13, 1999
584	Dustin Proctor, Hardin-Simmons (Howard Payne)	Oct. 12, 2002
584	Chris Neal, Colorado Col. (Menlo)	Nov. 12, 2005
580	Joe Montrella, Juniata (Widener)	Nov. 13, 1999
577	Eric Noble, Wilmington (Ohio) (Urbana)	Nov. 5, 1994
567	Jim Newland, Heidelberg (Ohio Northern)	Nov. 12, 1994
564	Tim Lynch, Hofstra (Fordham)	Oct. 19, 1991
563	Justin Peery, Westminster (Mo.) (Greenville)	Sept. 19, 1998
562	Chris Smith, Menlo (Occidental)	Sept. 22, 2001
555	Bill Nietzke, Alma (Hope)	Oct. 26, 1996
549	Danny Ragsdale, Redlands (Chapman)	Oct. 9, 1999

ANNUAL CHAMPIONS

Year	Player, Team	Class	G	Plays	Yards	Avg.
1973	Bob Dulich, San Diego	Jr.	11	340	2,543	231.2
1974	Larry Cenotto, Pomona-Pitzer	Sr.	9	436	2,127	236.3
1975	Ricky Haygood, Millsaps	Jr.	9	332	2,176	241.8
1976	Rollie Wiebers, Buena Vista	So.	9	353	2,198	244.2
1977	Tom Hamilton, Occidental	Sr.	9	358	2,050	227.8
1978	Robert Farra, Claremont-M-S	Jr.	9	427	2,685	298.3
1979	Clay Sampson, Denison	Jr.	9	412	2,255	250.6
1980	Jeff Beer, Bethany (W.V.)	Sr.	9	372	2,331	259.0
1981	Brion Demski, Wis.-Stevens Point	Sr.	10	503	2,895	289.5
1982	Dave McCarrell, Wheaton (Ill.)	Sr.	9	387	2,503	278.1
1983	Keith Bishop, Wheaton (Ill.)	So.	9	421	3,193	354.8
1984	Keith Bishop, Wheaton (Ill.)	Jr.	9	479	2,777	308.6
1985	Keith Bishop, Wheaton (Ill.)	Sr.	9	521	2,951	327.9
1986	Larry Barretta, Lycoming	Sr.	10	453	2,875	287.5
1987	Todde Greenough, Willamette	Jr.	9	436	2,567	285.2
1988	Kirk Baumgartner, Wis.-Stevens Point	Jr.	11	604	3,790	344.5
1989	Kirk Baumgartner, Wis.-Stevens Point	Sr.	10	530	3,540	354.0
1990	Rhory Moss, Hofstra	Jr.	9	372	2,775	308.3
1991	Willie Reyna, La Verne	Jr.	8	220	2,633	329.1
1992	Jordan Poznick, Principia	Jr.	8	519	2,747	343.4
1993	Jordan Poznick, Principia	Sr.	8	488	2,705	338.1
1994	Terry Peebles, Hanover	Jr.	10	520	3,441	344.1
1995	Terry Peebles, Hanover	Sr.	10	572	3,981	398.1
1996	Bill Nietzke, Alma	Jr.	9	468	3,185	353.9
1997	Matt Bunyan, Wis.-Stout	Jr.	10	422	3,216	321.6
1998	Justin Peery, Westminster (Mo.)	Jr.	10	645	4,651	*465.1
1999	Justin Peery, Westminster (Mo.)	Sr.	10	599	4,419	441.9
2000	Zamir Amin, Menlo	Sr.	10	511	4,231	423.1
2001	Steve Slowke, Alma	Jr.	10	*662	3,630	363.0
2002	Adam King, Howard Payne	So.	10	505	3,613	361.3
2003	Brett Dietz, Hanover	Sr.	11	635	4,186	380.5
2004	Adam King, Howard Payne	Sr.	10	544	3,680	368.0
2005	Wesley Cooper, Louisiana Col.	Sr.	9	504	3,415	379.4

*Record.

Rushing

CAREER YARDS PER GAME

(Minimum 2,200 Yards)

Player, Team	Years	G	Plays	Yards	Yd. PG
Tony Sutton, Wooster	2002-04	30	838	5,613	187.1
R.J. Bowers, Grove City	1997-00	40	1,188	*7,353	183.8

Player, Team	Years	G	Plays	Yards	Yd. PG
Ricky Gales, Simpson	1988-89	19	530	3,326	175.1
Rob Marchitello, Maine Maritime	1993-95	26	879	4,300	165.4
Kelvin Gladney, Millsaps	1993-94	19	510	3,085	162.4
Brett Trichilo, Wilkes	2001-04	36	981	5,837	162.1
Carey Bender, Coe	1991-94	39	926	6,125	157.1
Brad Olson, Lawrence	1994-97	34	792	5,325	156.6
Steve Tardif, Maine Maritime	1996-99	39	*1,190	6,093	156.2
Kirk Matthieu, Maine Maritime	1989-93	33	964	5,107	154.8
Terry Underwood, Wagner	1985-88	33	742	5,010	151.8
D'Andra Freeman, Fitchburg St.	1997-99	27	789	3,957	146.6
Anthony Russo, St. John's (N.Y.)	1990-92	30	841	4,276	142.5
Peter Ereg, MacMurray	2004-05	20	565	2,735	136.8
Joe Dudek, Plymouth St.	1982-85	41	785	5,570	135.9
Kenneth Sasu, Marietta	1997-00	35	875	4,727	135.1
Jason Brader, Muhlenberg	1997-98	20	548	2,684	134.2
Mark Kacmarynski, Central (Iowa)	1992-96	41	854	5,434	132.5
Rich Kowalski, Hobart	1973-75	27	762	3,574	132.4
Eric Frees, McDaniel	1988-91	40	1,059	5,281	132.0
Rick Etienne, Franklin	1994-96	30	676	3,952	131.7
Casey Donaldson, Wittenberg	1997-00	39	836	5,112	131.1
Richard Jackson, King's (Pa.)	2001-04	41	1,114	5,365	130.9
Paul Smith, Gettysburg	1996-99	40	881	5,205	130.1
Tim Barrett, John Carroll	1973-74	19	457	2,469	129.9

*Record. †See Page 10 for explanation.

SEASON YARDS PER GAME

Player, Team	Year	G	Plays	Yards	TD	Yd. PG
Dante Brown, Marietta	†1996	10	314	2,385	25	238.5
R.J. Bowers, Grove City	†1998	10	329	2,283	34	228.3
Carey Bender, Coe	†1994	10	295	2,243	29	224.3
Tony Sutton, Wooster	†2003	9	271	1,955	30	217.2
R.J. Bowers, Grove City	†1999	10	344	2,098	25	209.8
Jamie Lee, MacMurray	†1997	8	207	1,639	11	204.9
Ricky Gales, Simpson	†1989	10	297	2,035	26	203.5
Terry Underwood, Wagner	†1988	9	245	1,809	21	201.0
Brett Trichilo, Wilkes	2003	11	332	2,175	27	197.7
Kenneth Sasu, Marietta	1999	9	332	1,770	15	196.7
Brad Olson, Lawrence	†1995	9	242	1,760	16	195.6
Kirk Matthieu, Maine Maritime	†1992	9	327	1,733	16	192.6
Kelvin Gladney, Millsaps	1994	10	307	1,882	19	188.2
Brandon Steinheim, Wesley	1996	9	319	1,684	20	187.1
D'Andra Freeman, Fitchburg St.	1999	10	365	1,871	14	187.1
Tony Sutton, Wooster	†2004	12	352	2,240	31	186.7
Krishawn Gilmore, Rensselaer	1998	9	228	1,670	22	185.6
Dante Washington, Carthage	2003	10	308	1,838	12	183.8
Jon Warga, Wittenberg	†1990	10	254	1,836	15	183.6
Mark Robinson, St. John Fisher	2004	12	386	2,194	22	182.8
Jamie Lee, MacMurray	1998	10	252	1,818	25	181.8
Anthony Jones, La Verne	1995	8	200	1,453	19	181.6
Hank Wineman, Albion	†1991	9	307	1,629	14	181.0
Eric Grey, Hamilton	1991	8	217	1,439	13	179.9
Mike Birosak, Dickinson	1989	10	380	1,798	18	179.8

*Record. †National champion.

CAREER YARDS

Player, Team	Years	Plays	Yards	Avg.
R.J. Bowers, Grove City	1997-00	1,188	7,353	6.19
Carey Bender, Coe	1991-94	926	6,125	6.61
Steve Tardif, Maine Maritime	1996-99	*1,190	6,093	5.12
Brett Trichilo, Wilkes	2001-04	981	5,837	5.95
Tony Sutton, Wooster	2002-04	838	5,613	6.70
Joe Dudek, Plymouth St.	1982-85	785	5,570	†7.10
Mark Kacmarynski, Central (Iowa)	1992-96	854	5,434	6.36
Richard Jackson, King's (Pa.)	2001-04	1,114	5,365	4.82
Brad Olson, Lawrence	1994-97	792	5,325	6.72
Eric Frees, McDaniel	1988-91	1,059	5,281	4.99
Paul Smith, Gettysburg	1996-99	881	5,205	5.91
Casey Donaldson, Wittenberg	1997-00	836	5,112	6.11
Kirk Matthieu, Maine Maritime	1989-93	964	5,107	5.30
Terry Underwood, Wagner	1985-88	742	5,010	6.75
Scott Froelich, Westminster (Pa.)	2001-04	1,014	4,903	4.84
Steve Dixon, Beloit	1990-93	986	4,792	4.86
Shane Davis, Loras	1994-97	694	4,738	6.83
Kenneth Sasu, Marietta	1997-00	875	4,727	5.40
Mike Birosak, Dickinson	1986-89	1,112	4,662	4.19
Jamie Lee, MacMurray	1994-95, 97-98	742	4,586	6.18
Will Castleberry, Thomas More	1997-00	944	4,546	4.82
Dante Brown, Marietta	1994-97	712	4,512	6.34
Jim Romagna, Loras	1989-92	983	4,493	4.57
Steve Ballinger, MacMurray	1999-02	721	4,456	6.18
Luke Bundgaard, Wis.-Stout	2000-03	922	4,427	4.80

*Record. †See Page 10 for explanation. ‡Record for minimum 500 carries.


SEASON YARDS

Player, Team	Year	G	Plays	Yards	Avg.
Justin Beaver, Wis.-Whitewater	†2005	14	428	2,420	5.65
Dante Brown, Marietta	†1996	10	314	2,385	7.60
Dan Pugh, Mount Union	†2002	14	384	2,300	5.99
R.J. Bowers, Grove City	†1998	10	329	2,283	6.94
Carey Bender, Coe	†1994	10	295	2,243	7.60
Tony Sutton, Wooster	†2004	12	352	2,240	6.36
Mark Robinson, St. John Fisher	2004	12	386	2,194	5.68
Brett Trichilo, Wilkes	2003	11	332	2,175	6.55
R.J. Bowers, Grove City	†1999	10	344	2,098	6.10
Ricky Gales, Simpson	†1989	10	297	2,035	6.85
Dante Washington, Carthage	2004	13	*463	1,990	4.30
Tony Sutton, Wooster	†2003	9	271	1,955	7.21
Tom Arcidiacono, Union (N.Y.)	2005	12	350	1,954	5.58
Andrew Moadlo, Wis.-La Crosse	2003	12	327	1,942	5.94
Kelvin Gladney, Millsaps	1994	10	307	1,882	6.13
D'Andra Freeman, Fitchburg St.	1999	10	365	1,871	5.13
Justin Bryson, Mary Hardin-Baylor	2004	15	301	1,869	6.21
David McNeal, Merchant Marine	2002	11	338	1,860	5.50
Dante Washington, Carthage	2003	10	308	1,838	5.97
Jon Warga, Wittenberg	†1990	10	254	1,836	7.23
Jamie Lee, MacMurray	1998	10	252	1,818	7.21
Terry Underwood, Wagner	†1988	9	245	1,809	6.75
Mike Birosak, Dickinson	1989	10	380	1,798	4.73
Chris Jacobs, Moravian	2004	11	342	1,789	5.23
Guy Leman, Simpson	1998	10	333	1,788	5.37

*Record. †National champion.

SINGLE-GAME YARDS

Yds.	Player, Team (Opponent)	Date
441	Dante Brown, Marietta (Baldwin-Wallace)	Oct. 5, 1996
436	A.J. Pittorino, Hartwick (Waynesburg)	Nov. 2, 1996
417	Carey Bender, Coe (Grinnell)	Oct. 9, 1993
413	Dante Brown, Marietta (Heidelberg)	Nov. 9, 1996
391	Andrew Moadlo, Wis.-La Crosse (Wis.-Stout)	Nov. 1, 2003
390	Paul Smith, Gettysburg (Muhlenberg)	Oct. 23, 1999
385	Jason Meyers, St. John Fisher (Rochester)	Sept. 13, 2003
382	Pete Baranek, Carthage (North Central [Ill.])	Oct. 5, 1985
382	Shane Davis, Loras (Dubuque)	Nov. 8, 1997
377	Antwan Harris, Mount Ida (Becker)	Sept. 24, 2005
363	Terry Underwood, Wagner (Hofstra)	Oct. 15, 1988
361	Guy Leman, Simpson (Luther)	Nov. 14, 1998
361	Nate Kmic, Mount Union (Augustana [Ill.])	Nov. 26, 2005
354	Terry Underwood, Wagner (Western Conn. St.)	Oct. 3, 1986
352	Steve Tardif, Maine Maritime (Westfield St.)	Nov. 16, 1996
348	Carey Bender, Coe (Beloit)	Nov. 12, 1994
347	Chuck Wotkowicz, Johns Hopkins (Georgetown)	Oct. 22, 1993
344	Marquis Malcom, Colorado Col. (Macalester)	Oct. 9, 2004
343	Marcus Howard, Rockford (Principia)	Oct. 14, 2000
342	Dave Bednarek, Wis.-River Falls (Wis.-Stevens Point)	Oct. 29, 1983
342	Trevor Shannon, Wartburg (Loras)	Oct. 5, 1996
342	Matt Roe, Augustana (Ill.) (Wheaton [Ill.])	Nov. 13, 2004



Matt Roe rumbled for 342 rushing yards for Augustana (Illinois) against Wheaton (Illinois) in both teams' 2004 regular-season finale. With that effort, Roe set a Division III mark for single-game rushing by a quarterback.

ANNUAL CHAMPIONS

Year	Player, Team	Class	G	Plays	Yards	Avg.
1973	Billy Johnson, Widener.....	Sr.	9	168	1,494	166.0
1974	Tim Barrett, John Carroll.....	Sr.	9	256	1,409	156.6
1975	Ron Baker, Monmouth (Ill.).....	Sr.	8	200	1,116	139.5
1976	Chuck Evans, Ferris St.	Jr.	10	224	1,509	150.9
1977	Don Taylor, Central (Iowa).....	Sr.	9	267	1,329	147.7
1978	Dino Hall, Rowan.....	Sr.	10	239	1,330	133.0
1979	Clay Sampson, Denison.....	Jr.	9	323	1,517	168.6
1980	Scott Reppert, Lawrence.....	So.	8	223	1,223	152.9
1981	Scott Reppert, Lawrence.....	Jr.	9	250	1,410	156.7
1982	Scott Reppert, Lawrence.....	Sr.	8	254	1,323	165.4
1983	John Franco, Wagner.....	Sr.	8	175	1,166	145.8
1984	Gary Errico, Mass.-Lowell.....	Sr.	9	165	1,404	156.0
1985	Bruce Montella, Chicago.....	Sr.	9	265	1,372	152.4
1986	Sandy Rogers, Emory & Henry.....	Sr.	11	231	1,730	157.3
1987	Chris Dabrow, ClaremontMS.....	Sr.	9	265	1,486	165.1
1988	Terry Underwood, Wagner.....	Sr.	9	245	1,809	201.0
1989	Ricky Gales, Simpson.....	Sr.	10	297	2,035	203.5

Year	Player, Team	Class	G	Plays	Yards	Avg.
1990	Jon Warga, Wittenberg.....	Sr.	10	254	1,836	183.6
1991	Hank Wineman, Albion.....	Sr.	9	307	1,629	181.0
1992	Kirk Matthieu, Maine Maritime.....	Jr.	9	327	1,733	192.6
1993	Carey Bender, Coe.....	Jr.	10	261	1,718	171.8
1994	Carey Bender, Coe.....	Sr.	10	295	2,243	224.3
1995	Brad Olson, Lawrence.....	So.	9	242	1,760	195.6
1996	Dante Brown, Marietta.....	Jr.	10	314	2,385	*238.5
1997	Jamie Lee, MacMurray.....	Sr.	8	207	1,639	204.9
1998	R.J. Bowers, Grove City.....	So.	10	329	2,283	228.3
1999	R.J. Bowers, Grove City.....	Jr.	10	344	2,098	209.8
2000	Damon Saxon, King's (Pa.).....	Sr.	10	281	1,744	174.4
2001	Shearrod Duncan, Ursinus.....	Sr.	10	306	1,747	174.7
2002	Aaron Stepka, Colby.....	So.	8	293	1,370	171.3
2003	Tony Sutton, Wooster.....	Jr.	9	271	1,955	217.2
2004	Tony Sutton, Wooster.....	Sr.	12	352	2,240	186.7
2005	Justin Beaver, Wis.-Whitewater.....	Jr.	14	428	*2,420	172.9

*Record.

Passing

CAREER PASSING EFFICIENCY

(Minimum 325 Completions)

Player, Team	Years	Att.	Cmp.	Int.	Pct.	Yards	TD	Pts.
Bill Borchert, Mount Union.....	1994-97	1,009	671	17	^665	10,201	141	194.2
Brett Elliott, Linfield.....	2004-05	833	567	20	‡681	8,614	110	193.7
Gary Smeck, Mount Union.....	1997-00	752	504	15	‡670	7,764	83	186.2
Rob Adamson, Mount Union.....	1998-99, 2001-02	582	369	17	‡634	6,151	60	180.4
Zac Bruney, Mount Union.....	2001-04	568	357	19	‡629	5,727	63	177.5
Mitch Tanney, Wabash/Monmouth (Ill.) ..	2002-05	531	353	6	665	4,728	58	175.1
Roy Hampton, Trinity (Tex.).....	\$1998-02	942	600	26	637	8,869	94	170.2
J.D. Ricca, Hampden-Sydney.....	2002-05	920	584	28	635	8,626	91	168.8
Kurt Ramler, St. John's (Minn.).....	1994-96	722	420	16	582	6,475	75	163.4
Matt Wheeler, Wartburg.....	1996-99	595	362	21	608	5,390	59	162.6
Danny Ragsdale, Redlands.....	1997-99	610	386	17	633	5,560	51	161.9
Tom Linnemann, St. John's (Minn.).....	1998-00	552	337	23	611	4,578	65	161.2
Chris Edwards, Wash. & Jeff.....	2002-05	923	561	30	608	8,303	87	160.9
Dan DesPlaines, Trinity (Tex.).....	2001-04	720	461	19	640	6,374	60	160.6
Zamir Amin, Menlo.....	1999-01	905	566	29	625	7,982	83	160.5
Kyle Adamson, Allegheny.....	1995-97	608	388	18	638	5,506	48	160.0
Craig Kusick, Wis.-La Crosse.....	1993-95	537	327	14	609	4,767	48	159.8
Jim Ballard, Wilmington (Ohio)/ Mount Union.....	1990, 91-93	1,199	743	41	620	10,379	115	159.5
Troy Dougherty, Grinnell.....	1994, 97-99	1,192	734	33	616	10,140	109	157.7
Jason Baer, Wash. & Jeff.....	1993-96	671	406	24	605	5,632	66	156.3
Matt LeFever, Western Conn. St.	1997-00	636	363	21	571	5,762	57	156.1
Tony Racioppi, Rowan.....	2000-02	669	386	28	577	5,881	66	155.7
Brian Dawson, Wash. & Jeff.....	1999-02	1,132	670	45	592	10,257	94	154.8
Chad Johnson, Pacific Lutheran.....	1998-00	699	433	20	619	6,292	48	154.5
Joel Parrett, Bluffton.....	1996-99	633	412	28	651	5,684	43	154.1

\$See Page 10 for explanation. ‡Record for minimum 750 attempts. ^Record for minimum 1,000 attempts.

SEASON PASSING EFFICIENCY

(Minimum 15 Attempts Per Game)

Player, Team	Year	G	Att.	Cmp.	Int.	Pct.	Yards	TD	Pts.
Mike Simpson, Eureka.....	†1994	10	158	116	5	.734	1,988	25	225.0
Willie Seiler, St. John's (Minn.).....	†1993	10	205	141	6	.687	2,648	33	224.6
Dustin Proctor, Hardin-Simmons.....	†2001	9	178	116	3	.652	2,194	28	217.2
Bill Borchert, Mount Union.....	†1997	10	272	190	1	.698	2,933	47	†216.7
Bill Borchert, Mount Union.....	†1996	10	240	165	6	.687	2,655	38	208.9
Gary Smeck, Mount Union.....	†1999	10	199	131	3	.658	2,274	30	208.6
Matt LeFever, Western Conn. St.	1999	10	158	95	7	.601	1,874	25	203.1
Brian Dawson, Wash. & Jeff.....	†2000	10	227	149	6	.656	2,675	29	201.5
Troy Dougherty, Grinnell.....	†1998	10	293	198	5	.675	3,310	36	199.6
Bill Borchert, Mount Union.....	†1995	10	225	160	4	.711	2,270	30	196.3
Brett Elliott, Linfield.....	†2004	13	437	290	11	.664	*4,595	*61	195.7
Jim Ballard, Mount Union.....	1993	10	314	229	11	.729	3,304	37	193.2
Jason Baer, Wash. & Jeff.....	1995	8	146	95	3	.650	1,536	19	192.3
Greg Lister, Rowan.....	1997	9	162	111	4	.685	1,688	20	191.9
Gary Smeck, Mount Union.....	2000	10	266	184	3	.691	2,773	30	191.7
Brett Elliott, Linfield.....	†2005	11	396	277	9	.699	4,019	49	191.5
Ty Grovesteen, Wis.-Whitewater.....	1998	9	180	103	5	.572	2,074	22	188.8
Kurt Ramler, St. John's (Minn.).....	1994	9	154	93	4	.603	1,560	22	187.4
Roy Hampton, Trinity (Tex.).....	2001	9	251	168	7	.669	2,465	33	187.2
Mike Bajakian, Williams.....	1994	8	141	92	1	.652	1,382	17	186.0
Roy Hampton, Trinity (Tex.).....	†2002	14	397	260	6	.655	4,095	43	184.9
Kevin Ricca, Catholic.....	1997	10	306	208	6	.679	2,990	35	183.9
Rob Adamson, Mount Union.....	2002	11	231	139	9	.602	2,424	30	183.4

Player, Team	Year	G	Att.	Cmp.	Int.	Pct.	Yards	TD	Pts.
Mitch Tanney, Monmouth (Ill.)	2005	11	292	215	3	*.736	2,587	33	183.3
Mitch Sanders, Bridgeport	1973	10	151	84	7	.556	1,551	23	182.9

*Record. †National champion. ‡Record for minimum 25 attempts per game.

CAREER YARDS PER GAME

(Minimum 4,500 Yards)

Player, Team	Years	G	Att.	Cmp.	Int.	Pct.	Yards	TD	Avg.
Brett Elliott, Linfield	2004-05	24	833	567	20	‡.681	8,614	110	358.9
Justin Peery, Westminster (Mo.)	1996-99	39	1,669*	1,012	57	.606	*13,262	*148	340.1
Kirk Baumgartner, Wis.-Stevens Point	1986-89	41	*1,696	883	57	.521	13,028	110	317.8
Keith Bishop, Ill. Wesleyan/ Wheaton (Ill.)	1981, 83-85	31	1,311	772	65	.589	9,579	71	309.0
Zamir Amin, Menlo	1999-01	26	905	566	29	.625	7,982	83	307.0
Adam Ryan, Wilmington (Ohio)	1998-01	33	1,223	693	43	.567	10,095	88	305.9
Brett Dietz, Hanover	2002-03	22	940	579	31	.616	6,663	67	302.9
Phil Butler, Hope	2001-03	30	1,142	625	51	.547	8,847	90	294.9
Mark Novara, Lakeland	1994-97	38	1,586	882	63	.556	11,101	100	292.1
Joel Steele, Anderson (Ind.)	2000-03	40	1,480	900	52	.608	11,523	110	288.1
John Port, Albright	\$2001-05	44	1,585	966	46	.610	12,470	110	283.4
Bryan Snyder, Albright	1994-97	35	1,294	763	49	.590	9,865	92	281.9
Willie Reyna, La Verne	1991-92	17	542	346	19	.638	4,712	37	277.2
Dan Pincelli, Hartwick	1999-02	34	1,122	553	56	.493	9,264	110	272.5
Gregg McDonald, Kalamazoo	1994-96	27	1,019	593	41	.582	7,339	50	271.8
Tom Stetzer, Wis.-Platteville	2000-03	35	1,517	810	56	.534	9,504	59	271.5
Troy Dougherty, Grinnell	1994, 97-98	29	894	554	22	.620	7,817	80	269.6
Eric Bruns, Hanover	1997, 99-00	26	945	598	32	.633	7,001	63	269.3
Tom Arth, John Carroll	1999-02	39	1,258	741	25	.589	10,345	89	265.3
Jordan Poznick, Principia	1990-93	32	1,480	765	68	.517	8,485	55	265.2
Adam King, Howard Payne	2001-04	39	1,308	787	46	.602	10,250	84	262.8
Jim Ballard, Wilmington (Ohio)/ Mount Union	1990, 91-93	40	1,199	743	41	.620	10,379	115	259.5
Chris Edwards, Wash. & Jeff.	2002-05	32	923	561	30	.608	8,303	87	259.5
Travis McMahan, Franklin	1997-99	26	962	530	32	.551	6,737	59	259.1
Brian Partlow, Randolph-Macon	1997-99	20	786	421	29	.536	5,179	46	259.0

*Record. ‡Record for minimum 750 attempts. \$See Page 10 for explanation.

SEASON YARDS PER GAME

Player, Team	Year	G	Att.	Cmp.	Int.	Pct.	Yards	TD	Avg.
Justin Peery, Westminster (Mo.)	1998	10	526	319	21	.606	4,501	51	450.1
Zamir Amin, Menlo	2000	10	458	309	17	.674	4,320	43	432.0
Justin Peery, Westminster (Mo.)	1999	10	498	329	15	.660	4,092	54	409.2
Danny Ragsdale, Redlands	1999	9	380	247	7	.650	3,639	33	404.3
Wesley Cooper, Louisiana Col.	2005	9	449	259	18	.577	3,396	30	377.3
J.D. Ricca, Hampden-Sydney	2005	10	391	262	13	.670	3,731	42	373.1
Kirk Baumgartner, Wis.-Stevens Point	1989	10	455	247	9	.543	3,692	39	369.2
Brett Dietz, Hanover	2003	11	*575	*360	16	.626	4,031	39	366.5
Joel Steele, Anderson (Ind.)	2003	10	475	302	15	.636	3,659	31	365.9
Brett Elliott, Linfield	2005	11	396	277	9	.699	4,019	49	365.4
Keith Bishop, Wheaton (Ill.)	1983	9	375	236	19	.629	3,274	24	363.8
Travis McMahan, Franklin	1999	10	486	264	15	.543	3,554	28	355.4
Bill Nietzke, Alma	1996	9	440	248	21	.563	3,197	28	355.2
Josh Vogelbach, Guilford	2005	10	475	280	20	.589	3,549	37	354.9
Brett Elliott, Linfield	2004	13	437	290	11	.664	*4,595	*61	353.5
Keith Bishop, Wheaton (Ill.)	1985	9	457	262	22	.573	3,171	25	352.3
Terry Peebles, Hanover	1995	10	488	283	10	.579	3,521	39	352.1
Kirk Baumgartner, Wis.-Stevens Point	1988	11	527	276	16	.524	3,828	25	348.0
Adam Ryan, Wilmington (Ohio)	2000	10	429	259	14	.603	3,455	23	345.5
John Port, Albright	2004	11	421	271	12	.644	3,799	35	345.4
Keith Ricca, Catholic	2005	10	470	258	23	.549	3,437	26	343.7
Gregg McDonald, Kalamazoo	1996	9	367	237	10	.645	3,089	23	343.2
Kirk Baumgartner, Wis.-Stevens Point	1987	11	466	243	22	.521	3,755	31	341.4
Mark Novara, Lakeland	1996	10	410	258	12	.629	3,405	40	340.5
Eric Noble, Wilmington (Ohio)	1994	9	398	221	17	.555	3,058	22	339.8

*Record.

CAREER YARDS

Player, Team	Years	Att.	Cmp.	Int.	Pct.	Yards	TD
Justin Peery, Westminster (Mo.)	1996-99	1,669	*1,012	57	.606	13,262	*148
Kirk Baumgartner, Wis.-Stevens Point	1986-89	*1,696	883	57	.521	13,028	110
John Port, Albright	\$2001-05	1,585	966	46	.610	12,470	110
Joel Steele, Anderson (Ind.)	2000-03	1,480	900	52	.608	11,523	110
Adam Knoblauch, Delaware Valley	2002-05	1,550	840	66	.542	11,284	101
Mark Novara, Lakeland	1994-97	1,586	882	63	.556	11,101	100
Jim Ballard, Wilmington (Ohio)/Mount Union	1990, 91-93	1,199	743	41	.620	10,379	115
Tom Arth, John Carroll	1999-02	1,258	741	25	.589	10,345	89
Brian Dawson, Wash. & Jeff.	1999-02	1,132	670	45	.592	10,257	94
Adam King, Howard Payne	2001-04	1,308	787	46	.602	10,250	84
Bill Borchert, Mount Union	1994-97	1,009	671	17	^ .665	10,201	141
Troy Dougherty, Grinnell	1994, 97-99	1,192	734	33	.616	10,140	109
Adam Ryan, Wilmington (Ohio)	1998-01	1,223	693	43	.567	10,095	88
Bryan Snyder, Albright	1994-97	1,294	763	49	.590	9,865	92
Keith Bishop, Ill. Wesleyan/Wheaton (Ill.)	1981, 83-85	1,311	772	65	.589	9,579	71



Gary Brittain

Hampden-Sydney's J.D. Ricca threw for 373.1 yards per game in 2005, the sixth-highest average in Division III history. Ricca's 42 TD tosses a year ago placed him eighth on the division's single-season list.

Player, Team	Years	Att.	Cmp.	Int.	Pct.	Yards	TD
Dennis Bogacz, Wis.-Oshkosh/Wis.-Whitewater	1988-89, 90-91	1,275	654	59	.513	9,536	66
Dave Geissler, Wis.-Stevens Point	1982-85	1,346	789	57	.586	9,518	65
Tom Stetzer, Wis.-Platteville	2000-03	1,517	810	56	.534	9,504	59
Kevin Ricca, Catholic	1994-97	1,190	713	56	.643	9,469	89
Dan Pincelli, Hartwick	1999-02	1,122	553	56	.493	9,264	110
Eric Noble, Wilmington (Ohio)	1992-95	1,264	682	62	.540	9,260	62
John Clark, Wis.-Eau Claire	1987-90	1,119	645	42	.576	9,196	63
Kyle Krober, Greenville	1998-01	1,288	722	45	.561	9,150	60
Josh Felicetti, Ithaca	2002-05	1,148	718	39	.625	9,082	86
Mike Burton, Trinity (Tex.)	1996-99	1,067	631	29	.591	9,008	92

*Record. \$See Page 10 for explanation. ^Record for minimum 1,000 attempts.

SEASON YARDS

Player, Team	Year	G	Att.	Cmp.	Int.	Pct.	Yards	TD
Brett Elliott, Linfield	2004	13	437	290	0	.664	4,595	*61
Justin Peery, Westminster (Mo.)	1998	10	526	319	21	.606	4,501	51
Zamir Amin, Menlo	2000	10	458	309	17	.674	4,320	43
Roy Hampton, Trinity (Tex.)	2002	14	397	260	6	.655	4,095	43
Justin Peery, Westminster (Mo.)	1999	10	498	329	15	.660	4,092	54
Brett Dietz, Hanover	2003	11	*575	*360	16	.626	4,031	39
Brett Elliott, Linfield	2005	11	396	277	9	.699	4,019	49
Kirk Baumgartner, Wis.-Stevens Point	1988	11	527	276	16	.524	3,828	25
John Port, Albright	2004	11	421	271	12	.644	3,799	35
Kirk Baumgartner, Wis.-Stevens Point	1987	11	466	243	22	.521	3,755	31
Michael Jorris, Mount Union	2005	15	378	253	11	.669	3,736	35
J.D. Ricca, Hampden-Sydney	2005	10	391	262	13	.670	3,731	42
Chris Warrick, Wesley	2005	14	421	239	17	.568	3,710	37
Kirk Baumgartner, Wis.-Stevens Point	1989	10	455	247	9	.542	3,692	39
Dan Cole, Rensselaer	2003	13	514	303	11	.589	3,679	40
Joel Steele, Anderson (Ind.)	2003	10	475	302	15	.636	3,659	31
Phil Butler, Hope	2003	11	442	241	15	.545	3,654	36
Danny Ragsdale, Redlands	1999	9	380	247	7	.650	3,639	33
Justin Jacobs, Wis.-Whitewater	2005	15	422	218	16	.517	3,556	35
Travis McMahan, Franklin	1999	10	486	264	15	.543	3,554	28
Josh Vogelbach, Guilford	2005	10	475	280	20	.589	3,549	37
Russ Harbaugh, Wabash	2005	12	394	273	5	.693	3,521	29
Terry Peebles, Hanover	1995	10	488	283	10	.579	3,521	39
Mike Donnenwerth, Simpson	2003	11	413	245	16	.593	3,461	32
Adam Ryan, Wilmington (Ohio)	2000	10	429	259	14	.603	3,455	23

*Record.

CAREER TOUCHDOWN PASSES

Player, Team	Years	G	TD
Justin Peery, Westminster (Mo.)	1996-99	39	148
Bill Borchert, Mount Union	1994-97	40	141
Jim Ballard, Wilmington (Ohio)/Mount Union	1990, 91-93	40	115
Kirk Baumgartner, Wis.-Stevens Point	1986-89	41	110
Dan Pincelli, Hartwick	1999-02	34	110
Joel Steele, Anderson (Ind.)	2000-03	40	110
Brett Elliott, Linfield	2004-05	24	110
John Port, Albright	\$2001-05	44	110
Troy Dougherty, Grinnell	1994, 97-99	37	109
Adam Knoblauch, Delaware Valley	2002-05	47	101
Mark Novara, Lakeland	1994-97	38	100
Matt Jozokos, Plymouth St.	1987-90	40	95
Roy Hampton, Trinity (Tex.)	\$1998-02	37	94
Brian Dawson, Wash. & Jeff.	1999-02	41	94
Bryan Snyder, Albright	1994-97	35	92
Mike Burton, Trinity (Tex.)	1996-99	39	92
J.D. Ricca, Hampden-Sydney	2002-05	34	91
Phil Butler, Hope	2001-03	30	90
Kevin Ricca, Catholic	1994-97	34	89
Tom Arth, John Carroll	1999-02	39	89
Adam Ryan, Wilmington (Ohio)	1998-01	33	88
Dan Cole, Rensselaer	2001-03	31	87
Chris Edwards, Wash. & Jeff.	2002-05	32	87
Josh Felicetti, Ithaca	2002-05	42	86
Matt Bunyan, Wis.-Stout	1995-98	36	85

\$See Page 10 for explanation.

SEASON TOUCHDOWN PASSES

Player, Team	Year	G	TD
Brett Elliott, Linfield	2004	13	61
Justin Peery, Westminster (Mo.)	1999	10	54
Justin Peery, Westminster (Mo.)	1998	10	51
Brett Elliott, Linfield	2005	11	49
Bill Borchert, Mount Union	1997	10	47
Zamir Amin, Menlo	2000	10	43
Roy Hampton, Trinity (Tex.)	2002	14	43
J.D. Ricca, Hampden-Sydney	2005	10	42
Mark Novara, Lakeland	1996	10	40
Dan Cole, Rensselaer	2003	13	40

Player, Team	Year	G	TD
Mike Orihel, Rowan	2004	12	40
Kirk Baumgartner, Wis.-Stevens Point	1989	10	39
Terry Peebles, Hanover	1995	10	39
Bryan Snyder, Albright	1996	10	39
Brett Dietz, Hanover	2003	11	39
Bill Borchert, Mount Union	1996	10	38
Matt Bunyan, Wis.-Stout	1998	10	38
Chris Edwards, Wash. & Jeff.	2004	13	38
Jim Ballard, Mount Union	1993	10	37
Terry Peebles, Hanover	1994	10	37
Tony Racioppi, Rowan	2001	9	37
Scott Krause, Wis.-Stevens Point	2003	10	37
Josh Vogelbach, Guilford	2005	10	37
Chris Warrick, Wesley	2005	14	37

SINGLE-GAME YARDS

Yds.	Player, Team (Opponent)	Date
731	Zamir Amin, Menlo (Cal Lutheran)	Oct. 7, 2000
619	Justin Peery, Westminster (Mo.) (MacMurray)	Nov. 24, 1998
618	Justin Peery, Westminster (Mo.) (Principia)	Oct. 17, 1998
602	Tom Stallings, St. Thomas (Minn.) (Bethel [Minn.])	Nov. 13, 1993
602	Danny Ragsdale, Redlands (Azusa Pacific)	Sept. 25, 1999
589	Joe Montrella, Juniata (Widener)	Nov. 13, 1999
585	Tim Lynch, Hofstra (Fordham)	Oct. 19, 1991
582	Josh Vogelbach, Guilford (Catholic)	Nov. 5, 2005
575	Eric Noble, Wilmington (Ohio) (Urbana)	Nov. 5, 1994
574	Zamir Amin, Menlo (Linfield)	Sept. 9, 2000
569	Josh Wakefield, Alma (Franklin)	Sept. 25, 1999
563	Justin Peery, Westminster (Mo.) (Greenville)	Sept. 19, 1998
551	Justin Peery, Westminster (Mo.) (Colorado Col.)	Oct. 30, 1999
548	Danny Ragsdale, Redlands (Claremont-M-S)	Oct. 30, 1999
546	Bill Nietzke, Alma (Hope)	Oct. 26, 1996
546	Danny Ragsdale, Redlands (Cal Lutheran)	Nov. 13, 1999
543	Michael Kornblau, Greenville (Blackburn)	Oct. 9, 1999
533	John Love, North Park (Elmhurst)	Oct. 13, 1990
533	Payton Parrett, Mississippi Col. (McMurry)	Sept. 29, 2001
533	John Port, Albright (Juniata)	Oct. 18, 2003

SINGLE-GAME ATTEMPTS

Att.	Player, Team (Opponent)	Date
81	Jordan Poznick, Principia (Blackburn)	Oct. 10, 1992
80	Scott Kello, Sul Ross St. (Howard Payne)	Oct. 5, 2002
79	Mike Wallace, Ohio Wesleyan (Denison)	Oct. 3, 1981
78	Shawn Wheeler, Capital (Ohio Northern)	Nov. 13, 1999
78	Brett Dietz, Hanover (Baldwin-Wallace)	Nov. 22, 2003
73	Tom Stetzer, Wis.-Platteville (Olivet Nazarene)	Sept. 7, 2002
72	Bob Lockhart, Millikin (Franklin)	Nov. 12, 1977
72	Scott Kello, Sul Ross St. (Louisiana Col.)	Sept. 21, 2002
71	Scott Kello, Sul Ross St. (Texas Lutheran)	Nov. 15, 2003

SINGLE-GAME COMPLETIONS

Cmp.	Player, Team (Opponent)	Date
51	Scott Kello, Sul Ross St. (Howard Payne)	Oct. 5, 2002
50	Tim Lynch, Hofstra (Fordham)	Oct. 19, 1991
50	Justin Peery, Westminster (Mo.) (MacMurray)	Nov. 14, 1998
48	Jordan Poznick, Principia (Blackburn)	Oct. 10, 1992
47	Mike Wallace, Ohio Wesleyan (Denison)	Oct. 3, 1981
47	Brett Elliott, Linfield (Wis.-Whitewater)	Dec. 3, 2005
46	Brett Dietz, Hanover (Baldwin-Wallace)	Nov. 22, 2003
45	Scott Kello, Sul Ross St. (Texas Lutheran)	Nov. 16, 2002
45	Josh Vogelbach, Guilford (Catholic)	Nov. 5, 2005
44	Chris Stormer, Hanover (Franklin)	Nov. 14, 1998
44	Scott Kello, Sul Ross St. (Louisiana Col.)	Sept. 21, 2002
43	Terry Peebles, Hanover (Franklin)	Nov. 12, 1994
43	Bill Nietzke, Alma (Olivet Nazarene)	Sept. 21, 1996
43	Bill Nietzke, Alma (Hope)	Oct. 26, 1996
43	Chris Czernek, Cal Lutheran (Menlo)	Nov. 6, 1999
43	Scott Kello, Sul Ross St. (Texas Lutheran)	Nov. 15, 2003
42	Keith Bishop, Wheaton (Ill.) (Millikin)	Sept. 14, 1985
42	Tim Lynch, Hofstra (Towson)	Nov. 2, 1991
42	Mark Novara, Lakeland (Concordia [Wis.])	Oct. 15, 1994
42	Tom Arth, John Carroll (Ohio Northern)	Oct. 21, 2000
42	Brett Dietz, Hanover (Anderson [Ind.])	Oct. 25, 2003
42	Rick Webster, Hanover (Wash. & Jeff.)	Sept. 10, 2005

ANNUAL CHAMPIONS

Year	Player, Team	Class	G	Att.	Cmp.	Avg.	Int.	Pct.	Yds.	TD
1973	Pat Clements, Kenyon	Jr.	9	239	133	14.8	17	.556	1,738	12
1974	Larry Cenotto, Pomona-Pitzer	Sr.	9	294	147	16.3	23	.500	2,024	15
1975	Ron Miller, Elmhurst	Sr.	8	205	118	14.8	15	.576	1,398	7

DIVISION III

Year	Player, Team	Class	G	Att.	Cmp.	Avg.	Int.	Pct.	Yds.	TD
1976	Tom Hamilton, Occidental.....	Jr.	8	235	131	16.4	10	.557	1,988	10
1977	Tom Hamilton, Occidental.....	Sr.	9	323	171	19.0	17	.529	2,132	13
1978	Robert Farra, Claremont-MS.....	Jr.	9	359	196	21.8	15	.546	2,770	20

Beginning in 1979, ranked on passing efficiency rating points, minimum 15 attempts per game (instead of per-game completions)

Year	Player, Team	Class	G	Att.	Cmp.	Int.	Pct.	Yds.	TD	Pts.
1979	David Broecker, Wabash.....	Fr.	9	145	81	9	.559	1,311	13	149.0
1980	George Muller, Hofstra.....	Sr.	10	189	115	14	.608	1,983	15	160.4
1981	Larry Atwater, Coe.....	Sr.	9	172	92	10	.535	1,615	15	147.2
1982	Mike Bennett, Cornell College.....	Sr.	9	154	83	8	.539	1,436	17	158.3
1983	Joe Shield, Trinity (Conn.).....	Jr.	8	238	135	13	.567	2,185	19	149.1
1984	Cody Dearing, Randolph-Macon.....	Sr.	10	226	125	12	.553	2,139	27	163.4
1985	Robb Disbennett, Salisbury.....	Sr.	10	153	94	6	.614	1,462	16	168.4
1986	Gary Collier, Emory & Henry.....	Jr.	11	171	88	6	.514	1,509	21	158.9
1987	Jimbo Fisher, Samford.....	Sr.	10	252	139	5	.551	2,394	34	175.4
1988	Steve Flynn, Central (Iowa).....	Jr.	8	133	82	6	.616	1,190	10	152.5
1989	Joe Blake, Simpson.....	††Jr.	10	144	93	3	.645	1,705	19	203.3
1990	Dan Sharley, Dayton.....	†††Sr.	10	149	95	2	.637	1,377	12	165.1
1991	Pat Mayew, St. John's (Minn.).....	Sr.	9	247	154	4	.623	2,408	30	181.0
1992	Steve Keller, Dayton.....	Sr.	10	153	99	5	.647	1,350	17	168.9
1993	Willie Seiler, St. John's (Minn.).....	Sr.	10	205	141	6	.687	2,648	33	224.6
1994	Mike Simpson, Eureka.....	So.	10	158	116	5	.734	1,988	25	*225.0
1995	Bill Borchert, Mount Union.....	So.	10	225	160	4	.711	2,270	30	196.3
1996	Bill Borchert, Mount Union.....	Jr.	10	240	165	6	.687	2,655	38	208.9
1997	Bill Borchert, Mount Union.....	Sr.	10	272	190	1	.698	2,933	47	216.7
1998	Troy Dougherty, Grinnell.....	Jr.	10	293	198	5	.675	3,310	36	199.6
1999	Gary Smeck, Mount Union.....	Jr.	10	199	131	3	.658	2,274	30	208.6
2000	Brian Dawson, Wash. & Jeff.....	So.	10	227	149	6	.656	2,675	29	201.5
2001	Dustin Proctor, Hardin-Simmons.....	Jr.	9	178	116	3	.652	2,194	28	217.2
2002	Roy Hampton, Trinity (Tex.).....	Sr.	14	397	260	6	.655	4,095	43	184.9
2003	Zac Bruney, Mount Union.....	Jr.	14	234	145	8	.620	2,439	28	182.2
2004	Brett Elliott, Linfield.....	Jr.	13	437	290	11	.664	*4,595	*61	195.7
2005	Brett Elliott, Linfield.....	Sr.	11	396	277	9	.699	4,019	49	191.5

*Record. ††Declared champion; with six more pass attempts (making 15 per game), all interceptions, still would have highest efficiency rating (187.3). †††Declared champion; with one more attempt (making 15 per game), an interception, still would have highest efficiency rating (162.8).

ANNUAL PASSING EFFICIENCY LEADERS BEFORE 1979

(Minimum 15 Attempts Per Game)

Year	Player, Team	G	Att.	Cmp.	Int.	Pct.	Yds.	TD	Pts.
1973	Mitch Sanders, Bridgeport.....	10	151	84	7	.556	1,551	23	182.9
1974	Tom McGuire, Benedictine (Ill.).....	10	221	142	16	.643	2,206	16	157.5
1975	Jim Morrow, Wash. & Jeff.....	9	137	82	7	.599	1,283	11	154.8
1976	Aaron Van Dyke, Cornell College.....	9	154	91	12	.591	1,611	14	161.4
1977	Matt Winslow, Middlebury.....	8	130	79	5	.608	919	17	155.6
1978	Matt Dillon, Cornell College.....	9	166	98	7	.590	1,567	16	161.7

Receiving

CAREER RECEPTIONS PER GAME

(Minimum 120 Receptions)

Player, Team	Years	G	Rec.	Yards	TD	Rec.PG
Scott Pingel, Westminster (Mo.).....	1996-99	39	*436	*6,108	*75	11.2
Blake Jackson, Menlo.....	1999-01	29	261	3,976	43	9.0
Matt Newton, Principia.....	1990-93	33	287	3,646	32	8.7
Darryl DeShields, Greenville.....	1999-01	29	248	4,051	39	8.6
Todd Bloom, Hardin-Simmons.....	1995-97	28	233	2,621	14	8.3
Conrad Singh, Hampden-Sydney.....	2000-03	38	287	3,289	23	7.6
Jeff Clay, Catholic.....	1994-97	36	269	4,101	44	7.5
Brad Duesing, Washington-St. Louis.....	2002-05	40	287	4,249	36	7.2
Bill Stromberg, Johns Hopkins.....	1978-81	36	258	3,776	39	7.2
Scott Hvistendahl, Augsburg.....	1995-98	40	285	4,697	40	7.1
Tarrick Wilson, Hanover.....	1996-99	34	240	2,897	30	7.1
Blake Elliott, St. John's (Minn.).....	2000-03	47	327	4,200	56	7.0
Tim McNamara, Trinity (Conn.).....	1981-84	21	146	2,313	19	7.0
Ron Severance, Otterbein.....	1989-91	30	207	2,378	17	6.9
Mark Brock, Maranatha Baptist.....	1999-00	18	124	2,048	20	6.9
Chuck Braun, Wis.-Stevens Point.....	1980-81	18	124	1,914	19	6.9
Mark Bartosic, Susquehanna.....	2000-03	40	275	4,733	55	6.9
Michael Becker, Randolph-Macon.....	1997-00	40	273	3,683	19	6.8
Jim Jorden, Wheaton (Ill.).....	1982-85	33	225	3,022	22	6.8
Ryan Ditze, Albright.....	1993-96	33	224	3,169	29	6.8
Mike Groll, Defiance.....	1996-99	34	231	2,812	20	6.8
Matt Plummer, Dubuque.....	1996-99	40	271	4,049	42	6.8
Nick Cushman, Albright.....	2001-04	40	268	3,689	34	6.7
Mike Feuerstahler, Martin Luther.....	1998-01	33	218	2,728	17	6.6
Mike Whitehouse, St. Norbert.....	1986-89	35	230	3,480	37	6.6

Player, Team	Years	G	Rec.	Yards	TD	Rec.PG
Adam Marino, Mount Union.....	1998-00	30	197	3,436	40	6.6
Eric Nemeec, Albright.....	1995-98	39	256	3,300	35	6.6
Kurt Barth, Eureka.....	1994-97	39	256	4,311	51	6.6

*Record.

SEASON RECEPTIONS PER GAME

Player, Team	Year	G	Rec.	Yards	TD	Rec.PG
Scott Pingel, Westminster (Mo.).....	†1999	10	*136	1,648	24	13.6
Scott Pingel, Westminster (Mo.).....	†1998	10	130	*2,157	*26	13.0
Matt Newton, Principia.....	†1992	8	98	1,487	14	12.3
Matt Newton, Principia.....	†1993	8	96	1,080	11	12.0
Jeff Clay, Catholic.....	†1997	10	112	1,625	20	11.2
Scott Hvistendahl, Augsburg.....	1998	10	112	1,860	15	11.2
Sean Munroe, Mass.-Boston.....	1992	9	95	1,693	17	10.6
Ben Fox, Hanover.....	†1995	9	95	1,087	15	10.6
Nate Jackson, Menlo.....	†2001	10	105	1,520	17	10.5
Scott Faessler, Framingham St.....	†1990	9	92	916	5	10.2
Nate Jackson, Menlo.....	†2000	10	101	1,515	16	10.1
Nick Bublavii, Catholic.....	†2005	10	101	1,797	15	10.1
Chris Barnette, Guilford.....	†2005	10	101	1,369	15	10.1
Scott Pingel, Westminster (Mo.).....	1997	10	98	1,420	17	9.8
Conrad Singh, Hampden-Sydney.....	†2003	10	98	1,419	11	9.8
Jim Jorden, Wheaton (Ill.).....	†1985	9	87	1,011	8	9.7
Mike Funk, Wabash.....	†1989	9	87	1,169	12	9.7
Luis Uresti, Sul Ross St.....	†2002	9	87	1,082	4	9.7
Theo Blanco, Wis.-Stevens Point.....	1987	11	106	1,616	8	9.6
Todd Bloom, Hardin-Simmons.....	†1996	10	96	1,019	6	9.6
Eric Nemeec, Albright.....	1997	9	86	1,147	15	9.6
Sean Eaton, Randolph-Macon.....	1999	10	95	1,289	15	9.5
Jason Tincher, Wilmington (Ohio).....	†1994	9	85	1,298	9	9.4

Player, Team	Year	G	Rec.	Yards	TD	Rec.PG
Mike Groll, Defiance.....	1999	9	84	1,010	11	9.3
Rick Fry, Occidental.....	†1976	8	74	1,214	8	9.3

*Record. †National champion.

CAREER RECEPTIONS

Player, Team	Years	Rec.	Yards	TD
Scott Pingel, Westminster (Mo.).....	1996-99	436	*6,108	*75
Blake Elliott, St. John's (Minn.).....	2000-03	327	4,200	56
Matt Newton, Principia.....	1990-93	287	3,646	32
Conrad Singh, Hampden-Sydney.....	2000-03	287	3,289	23
Brad Duesing, Washington-St. Louis.....	2002-05	287	4,249	36
Scott Hvistendahl, Augsburg.....	1995-98	285	4,696	40
Mark Bartosic, Susquehanna.....	2000-03	275	4,733	55
Michael Becker, Randolph-Macon.....	1997-00	273	3,683	19
Matt Plummer, Dubuque.....	1996-99	271	4,049	42
Jeff Clay, Catholic.....	1994-97	269	4,101	44
Nick Cushman, Albright.....	2001-04	268	3,689	34
Nate Jackson, Menlo.....	1999-01	261	3,976	43
Bill Stromberg, Johns Hopkins.....	1978-81	258	3,776	39
Kurt Barth, Eureka.....	1994-97	256	4,311	51
Eric Nemece, Albright.....	1995-98	256	3,300	35
Brad Musso, Wheaton (Ill.).....	2001-04	255	4,287	36
Nick Bublavi, Catholic.....	2001-03, 05	255	4,485	43
Darryl DeShields, Greenville.....	1999-01	248	4,051	39
Zach Michael, Lawrence.....	2000-03	248	3,842	40
Ryan Short, Wabash.....	1999-02	243	2,773	45
Tarrik Wilson, Hanover.....	1996-99	240	2,897	30
Justin Salton, Frank. & Marsh.....	\$1999-03	240	3,129	23
Jonathon Cain, Wilmington (Ohio).....	1998-01	236	3,945	40
Dale Amos, Frank. & Marsh.....	1986-89	233	3,846	35
Scott Fredrickson, Wis.-Stout.....	1986-89	233	3,390	23
Todd Bloom, Hardin-Simmons.....	1995-97	233	2,621	14

*Record. \$See Page 10 for explanation.

SEASON RECEPTIONS

Player, Team	Year	G	Rec.	Yards	TD
Scott Pingel, Westminster (Mo.).....	†1999	10	136	1,648	24
Scott Pingel, Westminster (Mo.).....	†1998	10	130	*2,157	*26
Blake Elliott, St. John's (Minn.).....	2002	14	120	1,484	22
Blake Elliott, St. John's (Minn.).....	2003	14	117	1,319	13
Jeff Clay, Catholic.....	†1997	10	112	1,625	20
Scott Hvistendahl, Augsburg.....	1998	10	112	1,860	15
Flynn Cochran, Rensselaer.....	2003	12	109	1,274	15
Theo Blanco, Wis.-Stevens Point.....	1987	11	106	1,616	8
Nate Jackson, Menlo.....	†2001	10	105	1,520	17
Nate Jackson, Menlo.....	†2000	10	101	1,515	16
Nick Cushman, Albright.....	†2004	11	101	1,682	17
Nick Bublavi, Catholic.....	†2005	10	101	1,797	15
Chris Barnette, Guilford.....	†2005	10	101	1,369	15
Steve Angeletta, Union (N.Y.).....	2005	12	99	1,612	11
Matt Newton, Principia.....	†1992	8	98	1,487	14
Scott Pingel, Westminster (Mo.).....	1997	10	98	1,420	17
Conrad Singh, Hampden-Sydney.....	†2003	10	98	1,419	11
Brad Musso, Wheaton (Ill.).....	2004	11	98	1,293	9
Matt Newton, Principia.....	†1993	8	96	1,080	11
Todd Bloom, Hardin-Simmons.....	†1996	10	96	1,019	6
Sean Munroe, Mass.-Boston.....	1992	9	95	1,693	17
Ben Fox, Hanover.....	†1995	9	95	1,087	15
Sean Eaton, Randolph-Macon.....	1999	10	95	1,289	15
Jason Hunt, Trinity (Tex.).....	2002	15	95	1,348	8
Dusty Kain, Simpson.....	2003	11	93	1,466	14

*Record. †National champion.

SINGLE-GAME RECEPTIONS

No.	Player, Team (Opponent)	Date
23	Sean Munroe, Mass.-Boston (Mass. Maritime).....	Oct. 10, 1992
22	Kevin Holland, Tufts (Bowdoin).....	Oct. 9, 2004
20	Pete Thompson, Carroll (Wis.) (Augustana [Ill.]).....	Nov. 4, 1978
20	Rich Johnson, Pace (Fordham).....	Nov. 7, 1987
20	Kurt Barth, Eureka (Concordia [Wis.]).....	Sept. 28, 1996
20	Todd Bloom, Hardin-Simmons (Mississippi Col.).....	Oct. 12, 1996
20	Scott Pingel, Westminster (Mo.) (Colorado Col.).....	Oct. 30, 1999
19	Luis Uresti, Sul Ross St. (Louisiana Col.).....	Sept. 21, 2002
18	Ed Sullivan, Catholic (Carnegie Mellon).....	Nov. 7, 1992
18	Craig Antonio, Waynesburg (Bethany [W.V.]).....	Oct. 16, 1993
18	Matt Plummer, Dubuque (Buena Vista).....	Oct. 12, 1996
18	Jeff Clay, Catholic (Albright).....	Nov. 16, 1996
18	Adam Herbst, St. John's (Minn.) (St. Thomas [Minn.]).....	Nov. 7, 1997
18	Richard Wemer, Grinnell (Beloit).....	Nov. 20, 1997
18	Scott Pingel, Westminster (Mo.) (Greenville).....	Sept. 19, 1998
18	Scott Hvistendahl, Augsburg (Concordia-M'head).....	Nov. 13, 1998
18	Darryl DeShields, Greenville (Lakeland).....	Oct. 2, 1999

No.	Player, Team (Opponent)	Date
18	Nate Jackson, Menlo (Azusa Pacific).....	Oct. 28, 2000
18	Lewis Howes, Principia (Martin Luther).....	Oct. 12, 2002

CAREER TOUCHDOWN RECEPTIONS

Player, Team	Years	G	TD
Scott Pingel, Westminster (Mo.).....	1996-99	39	75
Casey Allen, Linfield.....	2002-05	44	59
Blake Elliott, St. John's (Minn.).....	2000-03	47	56
Chris Bisailon, Ill. Wesleyan.....	1989-92	36	55
Mark Bartosic, Susquehanna.....	2000-03	40	55
Kurt Barth, Eureka.....	1994-97	39	51
R.J. Hoppe, Carroll (Wis.).....	1993-96	37	49
Ryan Short, Wabash.....	1999-02	41	45
Jeff Clay, Catholic.....	1994-97	36	44
Michael Coleman, Widener.....	1998-01	40	44
Mark Loeffler, Wheaton (Ill.).....	1993-96	38	43
Bill Schultz, Ripon.....	1993-96	38	43
Kirk Aikens, Hartwick.....	1995-98	38	43
Steve Vagades, Ohio Northern.....	1995, 97-99	40	43
Nate Jackson, Menlo.....	1999-01	29	43
Nick Bublavi, Catholic.....	2001-03, 05	40	43
Matt Plummer, Dubuque.....	1996-99	40	42
Ryan Johnson, Hartwick.....	1998-01	38	41
Dan Ryan, DePauw.....	1999-02	38	41
Scott Hvistendahl, Augsburg.....	1995-98	40	40
Richard Wemer, Grinnell.....	1995-98	38	40
Adam Herbst, St. John's (Minn.).....	1995-98	39	40
Adam Marino, Mount Union.....	1998-00	30	40
Jonathon Cain, Wilmington (Ohio).....	1998-01	39	40
Zach Michael, Lawrence.....	2000-03	40	40

SEASON TOUCHDOWN RECEPTIONS

Player, Team	Year	G	TD
Scott Pingel, Westminster (Mo.).....	1998	10	26
Scott Pingel, Westminster (Mo.).....	1999	10	24
Casey Allen, Linfield.....	2004	13	23
Blake Elliott, St. John's (Minn.).....	2002	14	22
Matt Willis, Hartwick.....	2005	10	22
Casey Allen, Linfield.....	2005	11	22
David Snider, Grinnell.....	1998	10	21
John Aromando, TCNJ.....	1983	10	20
Jeff Clay, Catholic.....	1997	10	20
Kirk Aikens, Hartwick.....	1998	10	20
Steve Vagades, Ohio Northern.....	1998	10	20
Ryan Johnson, Hartwick.....	2001	10	20
Ryan Soule, Hartwick.....	2002	10	20
Matt Eisenberg, Juniata.....	1999	10	19
Adam Marino, Mount Union.....	1999	10	19
Ben Streby, Otterbein.....	1999	10	19
Ryan Silvis, Wash. & Jeff.....	2000	10	19
Kurt Barth, Eureka.....	1995	10	18
Ryan Hinske, Wis.-Oshkosh.....	1997	10	18
Chad Husted, Redlands.....	1999	9	18
Michael Coleman, Widener.....	2000	10	18
Chris Bisailon, Ill. Wesleyan.....	1991	9	17
Sean Munroe, Mass.-Boston.....	1992	9	17
Jeremy Loretz, St. John's (Minn.).....	1994	10	17
Junior Lord, Guilford.....	1997	9	17
Scott Pingel, Westminster (Mo.).....	1997	10	17
Nate Jackson, Menlo.....	2001	10	17
Joe Verschueren, Hope.....	2003	11	17
Nick Cushman, Albright.....	2004	11	17

CAREER YARDS PER GAME

(Minimum 2,200 Yards)

Player, Team	Years	G	Yards	Yd. PG
Scott Pingel, Westminster (Mo.).....	1996-99	39	*6,108	156.6
Darryl DeShields, Greenville.....	1999-01	29	4,051	139.7
Nate Jackson, Menlo.....	1999-01	29	3,976	137.1
Mark Bartosic, Susquehanna.....	2000-03	40	4,733	118.3
Jim Jones, Widener.....	1999-01	30	3,523	117.4
Scott Hvistendahl, Augsburg.....	1995-98	40	4,696	117.4
Adam Marino, Mount Union.....	1998-00	30	3,436	114.5
Jeff Clay, Catholic.....	1994-97	36	4,101	113.9
Nick Bublavi, Catholic.....	2001-03, 05	40	4,485	112.1
Kurt Barth, Eureka.....	1994-97	39	4,311	110.5
Matt Newton, Principia.....	1990-93	33	3,646	110.5
Tim McNamara, Trinity (Conn.).....	1981-84	21	2,313	110.1
Joe Rettler, Ripon.....	1997-99	29	3,100	106.9
Brad Duesing, Washington-St. Louis.....	2002-05	40	4,249	106.2
Bill Stromberg, Johns Hopkins.....	1978-81	36	3,776	104.9
Chris Bisailon, Ill. Wesleyan.....	1989-92	36	3,670	101.9
Matt Plummer, Dubuque.....	1996-99	40	4,049	101.2

DIVISION III

Player, Team	Years	G	Yards	Yd. PG
Steve Vagedes, Ohio Northern	1997-99	30	3,036	101.2
Jonathon Cain, Wilmington (Ohio)	1998-01	39	3,945	101.2

*Record.

CAREER YARDS

Player, Team	Years	Rec.	Yards	Avg.	TD
Scott Pingel, Westminster (Mo.)	1996-99	*436	6,108	14.0	*75
Mark Bartosic, Susquehanna	2000-03	275	4,733	17.2	55
Scott Hvistendahl, Augsburg	1995-98	285	4,696	16.5	40
Nick Bublavi, Catholic	2001-03, 05	255	4,485	17.6	43
Kurt Barth, Eureka	1994-97	256	4,311	16.8	51
Brad Musso, Wheaton (Ill.)	2001-04	255	4,287	16.8	36
Brad Duesing, Washington-St. Louis	2002-05	287	4,249	14.8	36
Blake Elliott, St. John's (Minn.)	2000-03	327	4,200	12.8	56
Jeff Clay, Catholic	1994-97	269	4,101	15.2	44
Darryl DeShields, Greenville	1999-01	248	4,051	16.3	39
Matt Plummer, Dubuque	1996-99	271	4,049	14.9	42
Nate Jackson, Menlo	1999-01	261	3,976	15.2	43
Jonathon Cain, Wilmington (Ohio)	1998-01	236	3,945	16.7	40
Dale Amos, Frank. & Marsh.	1986-89	233	3,846	16.5	35
Zach Michael, Lawrence	2000-03	248	3,842	15.5	40
Bill Stromberg, Johns Hopkins	1978-81	258	3,776	14.6	39
Jim Bradford, Carleton	1988-91	212	3,719	17.5	32
Nick Cushman, Albright	2001-04	268	3,689	13.8	34
Michael Becker, Randolph-Macon	1997-00	273	3,683	13.5	19
Chris Bisailon, Ill. Wesleyan	1989-92	223	3,670	16.5	55
Matt Newton, Principia	1990-93	287	3,646	12.7	32
Mike Gundersdorf, Wilkes	1993-96	205	3,603	17.6	34
Casey Allen, Linfield	2002-05	219	3,550	16.2	59
Jim Jones, Widener	1999-01	170	3,523	20.7	30
Matt Eisenberg, Juniata	1997-00	203	3,505	17.3	38

*Record.


SEASON YARDS

Player, Team	Year	Rec.	Yards	Avg.	TD
Scott Pingel, Westminster (Mo.)	1998	130	2,157	16.6	*26
Scott Hvistendahl, Augsburg	1998	112	1,860	16.6	15
Nick Bublavi, Catholic	†2005	101	1,797	17.8	15
Sean Munroe, Mass.-Boston	†1992	95	1,693	17.8	17
Nick Cushman, Albright	†2004	101	1,682	16.6	17
Scott Pingel, Westminster (Mo.)	†1999	*136	1,648	12.1	24
Jeff Clay, Catholic	†1997	112	1,625	14.5	20
Theo Blanco, Wis.-Stevens Point	1987	106	1,616	15.2	8
Steve Angeletta, Union (N.Y.)	2005	99	1,612	16.3	11
Ryan Soule, Hartwick	†2002	76	1,550	20.4	20
Matt Eisenberg, Juniata	1999	76	1,547	20.4	19
Nate Jackson, Menlo	†2001	105	1,520	14.5	17
Darryl DeShields, Greenville	1999	92	1,515	16.5	12
Nate Jackson, Menlo	†2000	101	1,515	15.0	16
Matt Newton, Principia	1992	98	1,487	15.2	14
Blake Elliott, St. John's (Minn.)	2002	120	1,484	12.4	22
Jim Myers, Kenyon	1974	82	1,483	18.1	12
Randell Knapp, Mount Union	2003	69	1,467	21.3	16
Dusty Kain, Simpson	2003	93	1,466	15.8	14
Jeff Clay, Catholic	†1996	81	1,460	18.0	16
Jonathon Cain, Wilmington (Ohio)	2000	85	1,459	17.2	15
Steve Wilkerson, Catholic	†1994	90	1,457	16.2	13
Adam Marino, Mount Union	1999	73	1,456	19.9	19
Darryl DeShields, Greenville	2000	90	1,444	16.0	15
Jim Jones, Widener	2000	62	1,439	23.2	14

*Record. †National champion.

SINGLE-GAME YARDS

Yds.	Player, Team (Opponent)	Date
418	Lewis Howes, Principia (Martin Luther)	Oct. 12, 2002
397	Matt Eisenberg, Juniata (Widener)	Nov. 13, 1999
395	Scott Pingel, Westminster (Mo.) (Bethel [Tenn.])	Nov. 7, 1998
386	Nick Bublavi, Catholic (La Salle)	Sept. 15, 2005
364	Jeff Clay, Catholic (Albright)	Nov. 16, 1996
362	Matt Surette, WPI (Springfield)	Oct. 25, 1997
332	Sean Munroe, Mass.-Boston (Mass. Maritime)	Oct. 10, 1992
332	Ryan Pifer, Heidelberg (Marietta)	Nov. 8, 1997
314	Matt Eisenberg, Juniata (Albright)	Oct. 2, 1999
310	Jeff Clay, Catholic (La Salle)	Oct. 11, 1997
310	Jace Metzner, Ohio Northern (John Carroll)	Oct. 20, 2001
310	Randell Knapp, Mount Union (Wis.-Whitewater)	Sept. 6, 2003
309	Dale Amos, Frank. & Marsh. (McDaniel)	Oct. 24, 1987
306	Scott Pingel, Westminster (Mo.) (Greenville)	Sept. 19, 1998
303	Rick Fry, Occidental (Claremont-M.S.)	Oct. 30, 1976
303	Chuck Braun, Wis.-Stevens Point (Wis.-Superior)	Oct. 17, 1981
301	Greg Holmes, Carroll (Wis.) (North Central [Ill.])	Nov. 7, 1981
301	Jeremy Snyder, Whitfrier (Occidental)	Nov. 15, 1997



Washington U. in St. Louis Sports Information

Brad Duesing of Washington U. in St. Louis concluded his playing days last season tied for third in career receptions in Division III with 287 and seventh in career receiving yards with 4,249.

Yds.	Player, Team (Opponent)	Date
297	Adam Marino, Mount Union (Ohio Northern)	Sept. 25, 1999
296	Vince Hull, Minn.-Morris (Bemidji St.)	Oct. 10, 1981
296	Joe Richards, Johns Hopkins (Georgetown)	Oct. 26, 1991
296	Tim Jordain, Rensselaer (St. Lawrence)	Nov. 7, 1998

ANNUAL CHAMPIONS

RECEPTIONS PER GAME

Year	Player, Team	Class	G	Rec.	Avg.	Yards	TD
1973	Ron Duckett, Trinity (Conn.)	Sr.	8	57	7.1	834	7
1974	Jim Myers, Kenyon	Sr.	9	82	9.1	1,483	12
1975	C.J. DeWitt, Bridgewater (Va.)	Sr.	9	64	7.1	836	2
1976	Rick Fry, Occidental	Jr.	8	74	9.3	1,214	8
1977	Rick Fry, Occidental	Sr.	9	82	9.1	1,222	5
1978	Pat McNamara, Trinity (Conn.)	Jr.	8	67	8.4	1,024	11
1979	Theodore Anderson, Fisk	Jr.	7	49	7.0	699	2
1980	Bill Stromberg, Johns Hopkins	Jr.	9	66	7.3	907	11
1981	Bill Stromberg, Johns Hopkins	Sr.	9	78	8.7	924	10
1982	Jim Gustafson, St. Thomas (Minn.)	Jr.	10	72	7.2	990	5
1983	Ed Brady, Ill. Wesleyan	Jr.	9	80	8.9	873	7
1984	Tim McNamara, Trinity (Conn.)	Sr.	8	67	8.4	1,004	10
1985	Jim Jordan, Wheaton (Ill.)	Sr.	9	87	9.7	1,011	8
1986	John Tucci, Amherst	Sr.	8	70	8.8	1,025	8
1987	Chris Vogel, Knox	So.	9	78	8.7	1,326	15
1988	Theo Blanco, Wis.-Stevens Point	Sr.	10	80	8.0	1,009	7
1989	Mike Funk, Wabash	Sr.	9	87	9.7	1,169	12
1990	Scott Faessler, Framingham St.	So.	9	92	10.2	916	5
1991	Ron Severance, Otterbein	Sr.	10	85	8.5	929	4
1992	Matt Newton, Principia	Jr.	8	98	12.3	1,487	14
1993	Matt Newton, Principia	Sr.	8	96	12.0	1,080	11
1994	Jason Tinchler, Wilmington (Ohio)	Sr.	9	85	9.4	1,298	9
1995	Ben Fox, Hanover	Sr.	9	95	10.6	1,087	15
1996	Todd Bloom, Hardin-Simmons	Jr.	10	96	9.6	1,019	6
1997	Jeff Clay, Catholic	Sr.	10	112	11.2	1,625	20
1998	Scott Pingel, Westminster (Mo.)	Jr.	10	130	13.0	*2,157	*26
1999	Scott Pingel, Westminster (Mo.)	Sr.	10	*136	*13.6	1,648	24
2000	Nate Jackson, Menlo	Jr.	10	101	10.1	1,515	16
2001	Nate Jackson, Menlo	Sr.	10	105	10.5	1,520	17
2002	Luis Uresti, Sul Ross St.	Sr.	9	87	9.7	1,082	4
2003	Conrad Singh, Hampden-Sydney	Sr.	10	98	9.8	1,419	11
2004	Nick Cushman, Albright	Sr.	11	101	9.2	1,682	17
2005	Chris Barnette, Guilford	Jr.	10	101	10.1	1,369	15
	Nick Bublavi, Catholic	Sr.	10	101	10.1	1,797	15

YARDS PER GAME

Year	Player, Team	Class	G	Rec.	Yards	TD	Avg.
1990	Roy Shelley, Juniata	Sr.	10	54	1,147	12	114.7
1991	Rodd Patten, Framingham St.	So.	8	49	956	13	119.5
1992	Sean Munroe, Mass.-Boston	Sr.	9	95	1,693	17	188.1
1993	Rob Lokerson, Muhlenberg	Jr.	9	76	1,275	6	141.7
1994	Steve Wilkerson, Catholic	Sr.	10	90	1,457	13	145.7

Year	Player, Team	Class	G	Rec.	Yards	TD	Avg.
1995	Kurt Barth, Eureka	So.	10	68	1,337	18	133.7
1996	Jeff Clay, Catholic	Jr.	9	81	1,460	16	162.2
1997	Jeff Clay, Catholic	Sr.	10	112	1,625	20	162.5
1998	Scott Pingel, Westminster (Mo.)	Jr.	10	130	*2,157	*26	*215.7
1999	Scott Pingel, Westminster (Mo.)	Sr.	10	*136	1,648	24	164.8
2000	Nate Jackson, Menlo	Jr.	10	101	1,515	16	151.5
2001	Nate Jackson, Menlo	Sr.	10	105	1,520	17	152.0
2002	Ryan Soule, Hartwick	Sr.	10	76	1,550	20	155.0
2003	Conrad Singh, Hamden-Sydney	Sr.	10	98	1,419	11	141.9
2004	Nick Cushman, Albright	Sr.	11	101	1,682	17	152.9
2005	Nick Bublav, Catholic	Sr.	10	101	1,797	15	179.7

*Record.

Scoring

CAREER POINTS PER GAME

(Minimum 225 Points)

Player, Team	Years	G	TD	Scored	FG	Pts.	Pt. PG
Tony Sutton, Wooster	2002-04	30	80	0	0	480	16.0
Ricky Gales, Simpson	1988-89	19	44	10	0	274	14.4
R.J. Bowers, Grove City	1997-00	40	*92	10	0	*562	14.1
Cory Christensen, Simpson	1996-97	19	44	0	0	264	13.9
Rob Marchitello, Maine Maritime	1993-95	26	59	4	0	358	13.8
Carey Bender, Coe	1991-94	39	86	12	0	528	13.5
Trevor Shannon, Wartburg	1995-98	39	79	10	0	484	12.4
Scott Pingel, Westminster (Mo.)	1996-99	39	75	34	0	484	12.4
Jim Regan, Pomona-Pitzer	1995-98	30	37	93	15	360	12.0
Chad Hoiska, Wis.-Eau Claire	1995-97	30	58	2	0	350	11.7
Joe Dudek, Plymouth St.	1982-85	41	79	0	0	474	11.6
Chuck Moore, Mount Union	1988-91	40	73	0	0	438	11.0
Dan Pugh, Mount Union	1999-02	41	73	2	0	440	10.7
Chris Babirad, Wash. & Jeff.	1989-92	35	62	2	0	374	10.7
Brett Trichilo, Wilkes	2001-04	36	64	0	0	384	10.7
Terry Underwood, Wagner	1985-88	33	58	0	0	348	10.5
Chris Bisailon, Ill. Wesleyan	1989-92	36	61	12	0	378	10.5
Stanley Drayton, Allegheny	1989-92	32	56	0	0	336	10.5
Greg Novarro, Bentley	1990-92	24	42	0	0	252	10.5
Casey Donaldson, Wittenberg	1997-00	39	68	0	0	408	10.5
Shane Ream, Allegheny	1998-01	37	64	0	0	384	10.4
Mark Kacmarynski, Central (Iowa)	\$1992-96	41	70	2	0	422	10.3
Ryan Kolpin, Coe	1987-90	28	48	0	0	288	10.3
Anthony Rice, La Verne	1994-96	27	46	0	0	276	10.2
Andrew Notarfrancesco, Catholic	1996-99	39	65	8	0	398	10.2
Matt Bernardo, Muhlenberg	2000-03	40	68	0	0	408	10.2

*Record. \$See Page 10 for explanation.

SEASON POINTS PER GAME

Player, Team	Year	G	TD	Scored	FG	Pts.	Pt. PG
James Regan, Pomona-Pitzer	†1997	8	21	34	2	166	20.8
Tony Sutton, Wooster	†2003	9	31	0	0	186	20.7
R.J. Bowers, Grove City	†1998	10	34	2	0	206	20.6
Guy Leman, Simpson	1998	10	33	0	0	198	19.8
Carey Bender, Coe	†1994	10	32	2	0	194	19.4
Shane Ream, Allegheny	†2000	10	30	0	0	180	18.0
Dan Pugh, Mount Union	†2002	14	*41	2	0	*248	17.7
Chad Hoiska, Wis.-Eau Claire	1997	10	29	2	0	176	17.6
Jim Mormino, Allegheny	1997	10	29	0	0	174	17.4
Doug Steiner, Grove City	1997	10	29	0	0	174	17.4
Rob Marchitello, Maine Maritime	1994	9	25	4	0	154	17.1
Stanley Drayton, Allegheny	†1991	10	28	0	0	168	16.8
Ricky Gales, Simpson	†1989	10	26	10	0	166	16.6
Dante Brown, Marietta	†1996	10	27	4	0	166	16.6
Tony Sutton, Wooster	†2004	12	33	0	0	198	16.5
Matt Malmberg, St. John's (Minn.)	†1993	10	27	2	0	164	16.4
David Russell, Linfield	2002	11	30	0	0	180	16.4
Scott Pingel, Westminster (Mo.)	1998	10	26	6	0	162	16.2
Trevor Shannon, Wartburg	1998	10	26	6	0	162	16.2
Chris Babirad, Wash. & Jeff.	†1992	9	24	0	0	144	16.0
Trent Nauholz, Simpson	†1992	8	21	2	0	128	16.0
Jamie Lee, MacMurray	1998	10	26	4	0	160	16.0
R.J. Bowers, Grove City	†1999	10	25	4	0	154	15.4
Billy Johnson, Widener	†1973	9	23	0	0	138	15.3
Krishawn Gilmore, Rensselaer	1998	9	23	0	0	138	15.3

*Record. †National champion.

CAREER POINTS

Player, Team	Years	TD	Scored	FG	Pts.	Extra Pts.
R.J. Bowers, Grove City	1997-00	*92	10	0	562	0
Carey Bender, Coe	1991-94	86	12	0	528	0
Trevor Shannon, Wartburg	1995-98	79	10	0	484	0
Scott Pingel, Westminster (Mo.)	1996-99	75	34	0	484	0
Tony Sutton, Wooster	2002-04	80	0	0	480	0
Joe Dudek, Plymouth St.	1982-85	79	0	0	474	0
Dan Pugh, Mount Union	1999-02	73	2	0	440	0
Chuck Moore, Mount Union	1988-91	73	0	0	438	0
Mark Kacmarynski, Central (Iowa)	\$1992-96	70	2	0	422	0
Casey Donaldson, Wittenberg	1997-00	68	0	0	408	0
Matt Bernardo, Muhlenberg	2000-03	68	0	0	408	0
Andrew Notarfrancesco, Catholic	1996-99	65	8	0	398	0
Shane Ream, Allegheny	1998-01	64	0	0	384	0
Brett Trichilo, Wilkes	2001-04	64	0	0	384	0
Chris Bisailon, Ill. Wesleyan	1989-92	61	12	0	378	0
Chris Babirad, Wash. & Jeff.	1989-92	62	2	0	374	0
Paul Smith, Gettysburg	1996-99	60	2	0	362	0
Jim Regan, Pomona-Pitzer	1995-98	37	93	15	360	0
Rob Marchitello, Maine Maritime	1993-95	59	4	0	358	0
Casey Allen, Linfield	2002-05	59	0	0	354	0
Chad Hoiska, Wis.-Eau Claire	1995-97	58	2	0	350	0
Terry Underwood, Wagner	1985-88	58	0	0	348	0
Jim Romagna, Loras	1989-92	57	2	0	344	0
Jason Wooley, WPI	1990-93	55	8	0	338	0
Jamal Robertson, Ohio Northern	1997-00	56	2	0	338	0

*Record. \$See Page 10 for explanation.

SEASON POINTS

Player, Team	Year	TD	Scored	FG	Pts.	Extra Pts.
Dan Pugh, Mount Union	†2002	*41	2	0	248	0
R.J. Bowers, Grove City	†1998	34	2	0	206	0
Guy Leman, Simpson	1998	33	0	0	198	0
Tony Sutton, Wooster	†2004	33	0	0	198	0
Carey Bender, Coe	†1994	32	2	0	194	0
Tony Sutton, Wooster	†2003	31	0	0	186	0
Shane Ream, Allegheny	†2000	30	0	0	180	0
David Russell, Linfield	2002	30	0	0	180	0
Chad Hoiska, Wis.-Eau Claire	1997	29	2	0	176	0
Jim Mormino, Allegheny	1997	29	0	0	174	0
Doug Steiner, Grove City	1997	29	0	0	174	0
Fredrick Jackson, Coe	2002	29	0	0	174	0
Stanley Drayton, Allegheny	†1991	28	0	0	168	0
Ricky Gales, Simpson	†1989	26	10	0	166	0
Dante Brown, Marietta	†1996	27	4	0	166	0
James Regan, Pomona-Pitzer	†1997	21	34	2	166	0
Matt Malmberg, St. John's (Minn.)	†1993	27	2	0	164	0
Lance Moore, Mary Hardin-Baylor	2004	27	2	0	164	0
Scott Pingel, Westminster (Mo.)	1998	26	6	0	162	0
Trevor Shannon, Wartburg	1998	26	6	0	162	0
Brett Trichilo, Wilkes	2003	27	0	0	162	0
Richie McNally, Wooster	2004	12	66	10	162	0
Jamie Lee, MacMurray	1998	26	4	0	160	0
Greg Wood, Worcester St.	2002	26	2	0	158	0
Rob Marchitello, Maine Maritime	1994	25	4	0	154	0
R.J. Bowers, Grove City	†1999	25	4	0	154	0

* Record. †National champion.

ANNUAL CHAMPIONS

Year	Player, Team	Class	G	TD	Scored	FG	Pts.	Avg.
1973	Billy Johnson, Widener	Sr.	9	23	0	0	138	15.3
1974	Joe Thompson, Augustana (Ill.)	So.	9	17	0	0	102	11.3
1975	Ron Baker, Monmouth (Ill.)	Sr.	8	15	2	0	92	11.5
1976	Chris Hipsley, Cornell College	So.	9	14	42	2	132	14.7
1977	Chip Zawoiski, Widener	Sr.	9	18	0	0	108	12.0
1978	Roger Andrachik, Baldwin-Wallace	Sr.	8	16	0	0	96	12.0
1979	Jay Wessler, Illinois Col.	Jr.	8	16	4	0	100	12.5
1980	Daryl Johnson, Wabash	Jr.	9	20	0	0	120	13.3
1981	Scott Reppert, Lawrence	Jr.	9	15	0	0	90	10.0
1982	Daryl Johnson, Wabash	Sr.	9	15	0	0	90	10.0
1982	Rick Bell, St. John's (Minn.)	Sr.	9	21	2	0	128	14.2
1983	John Aromando, TCNJ	Jr.	10	20	0	0	120	12.0
1984	Joe Dudek, Plymouth St.	Jr.	10	21	0	0	126	12.6
1985	Kevin Weaver, Wash. & Lee	Jr.	8	17	8	0	110	13.8
1986	Jim Korfonta, Hamilton	Sr.	8	16	0	0	96	12.0
1987	Russ Kring, Mount Union	Jr.	10	20	0	0	120	12.0
1987	Michael Waithe, Curry	Sr.	8	19	0	0	114	14.3

DIVISION III

Year	Player, Team	Class	G	TD	Extra Pts.	Scored	FG	Pts.	Avg.
1988	Terry Underwood, Wagner	Sr.	9	21	0	0	0	126	14.0
1989	Ricky Gales, Simpson	Sr.	10	26	10	0	0	166	16.6
1990	Scott Barnyak, Carnegie Mellon	Sr.	10	22	6	0	0	138	13.8
	Ryan Kolpin, Coe	Sr.	10	23	0	0	0	138	13.8
1991	Stanley Drayton, Allegheny	Jr.	10	28	0	0	0	168	16.8
1992	Chris Babirad, Wash. & Jeff.	Sr.	9	24	0	0	0	144	16.0
	Trent Nauholtz, Simpson	Jr.	8	21	2	0	0	128	16.0
1993	Matt MalMBERG, St. John's (Minn.)	Jr.	10	27	2	0	0	164	16.4
1994	Carey Bender, Coe	Sr.	10	32	2	0	0	194	19.4
1995	Anthony Jones, La Verne	Sr.	8	19	4	0	0	118	14.8
1996	Dante Brown, Marietta	Jr.	10	27	4	0	0	166	16.6
1997	James Regan, Pomona-Pitzer	Jr.	8	21	34	2	0	166	*20.8
1998	R.J. Bowers, Grove City	So.	10	34	2	0	0	206	20.6
1999	R.J. Bowers, Grove City	Jr.	10	25	4	0	0	154	15.4
2000	Shane Ream, Allegheny	Jr.	10	30	0	0	0	180	18.0
2001	Chuck Moore, Mount Union	Sr.	10	24	0	0	0	144	14.4
2002	Dan Pugh, Mount Union	Sr.	14	*41	2	0	0	*248	17.7
2003	Tony Sutton, Wooster	Jr.	9	31	0	0	0	186	20.7
2004	Tony Sutton, Wooster	Sr.	12	33	0	0	0	198	16.5
2005	Matt Willis, Hartwick	Sr.	10	22	0	0	0	132	13.2

*Record.

Defensive Records

Interceptions

CAREER INTERCEPTIONS

Player, Team	Years	No.	Yards	Avg.
Ralph Gebhardt, Rochester	1973-75	29	384	13.2
Brian Feitler, Aurora	1986-89	28	390	13.9
Rick Bealer, Lycoming	1987-90	28	279	10.0
Mike Hintz, Wis.-Platteville	1983-86	27	183	6.8
Scott Stanitous, Moravian	1985-88	27	178	6.6
Tim Lennon, Curry	1986-89	27	190	7.0
Andrew Ostrand, Carroll (Wis.)	1990-93	27	258	9.6
Jeff Hughes, Ripon	1975-78	26	333	12.8
Mark Dörner, Juniata	1984-87	26	*443	17.0
Cory Mabry, Susquehanna	1988-91	26	400	15.4
Gary Ellis, Rose-Hulman	1974-77	25	226	9.1
Tom Devine, Juniata	1979-82	25	248	9.9
Neal Guggemos, St. Thomas (Minn.)	1982-85	25	377	15.1
Will Hill, Bishop	1983-86	25	261	10.4
Dave Adams, Carleton	1984-87	25	327	13.1
Jon Dunham, Denison	1996-99	25	333	13.3

*Record.

SEASON INTERCEPTIONS

Player, Team	Year	No.	Yards
Mark Dörner, Juniata	†1987	15	202
Ben Matthews, Bethel (Minn.)	†2000	15	134
Ralph Gebhardt, Rochester	†1973	13	105
Chris McMahon, Catholic	†1984	13	105
Steve Nappo, Buffalo	†1986	13	155
Antonio Moore, Widener	†1994	13	116
Nate Kok, Ripon	2000	13	254
Jeff Thomas, Redlands	†2002	13	127
Tom Anthony, Augustana (Ill.)	2005	13	169
Tom Devine, Juniata	†1981	12	91
Mick McConkey, Neb. Wesleyan	†1982	12	111
John Bernard, Buffalo	†1983	12	143
Brian Barr, Gettysburg	†1985	12	144
Chris Butts, Worcester St.	†1992	12	109
David Simpson, Alma	2002	12	134

†National champion.

ANNUAL CHAMPIONS

(Ranked on Average Per Game)

Year	Player, Team	Class	G	No.	Avg.	Yards
1973	Ralph Gebhardt, Rochester	So.	9	13	1.44	105
1974	Kevin Birkholz, Carleton	Jr.	9	11	1.22	137
1975	Mark Persichetti, Wash. & Jeff.	So.	9	10	1.11	97
1976	Gary Jantzer, Southern Ore. St.	Sr.	9	10	1.11	63
1977	Greg Jones, FDU-Florham	So.	9	10	1.11	106
	Mike Jones, Norwich	So.	9	10	1.11	98
1978	Don Sutton, San Fran. St.	Fr.	8	10	1.25	43
1979	Greg Holland, Simpson	Fr.	9	11	1.22	150
1980	Tim White, Lawrence	Sr.	8	10	1.25	131
1981	Tom Devine, Juniata	Sr.	9	12	1.33	91
1982	Mick McConkey, Neb. Wesleyan	Sr.	9	12	1.33	111



Chicago's Colin Carrier was the 2005 Division III interceptions leader, with 10 in nine games for an average of 1.11 per contest.

Chicago Sports Information

Year	Player, Team	Class	G	No.	Avg.	Yards
1983	John Bernard, Buffalo	Sr.	10	12	1.20	143
1984	Chris McMahon, Catholic	Sr.	9	13	1.44	140
1985	Kim McManis, Lane	Sr.	9	11	1.22	165
1986	Steve Nappo, Buffalo	Sr.	11	13	1.18	155
1987	Mark Dörner, Juniata	Sr.	10	*15	*1.50	202
1988	Tim Lennon, Curry	Jr.	9	11	1.22	86
1989	Ron Davies, Coast Guard	So.	9	11	1.22	90
1990	Craig Garritano, FDU-Florham	Jr.	9	10	1.11	158
	Brad Bohm, Neb. Wesleyan	So.	9	10	1.11	90
	Frank Greer, Sewanee	So.	9	10	1.11	67
	Harold Krebs, Merchant Marine	Sr.	9	10	1.11	19
1991	Murray Meadows, Millsaps	Sr.	9	11	1.22	46
1992	Chris Butts, Worcester St.	Jr.	9	12	1.33	109
1993	Ricky Webb, Emory & Henry	Sr.	8	8	1.00	56
1994	Antonio Moore, Widener	So.	10	13	1.30	116
1995	Mike Susi, Lebanon Valley	Sr.	8	8	1.00	153
	LeMonde Zachary, St. Lawrence	Fr.	7	7	1.00	109
1996	Peter Hinkle, Ursinus	So.	10	11	1.10	247
1997	Joel Feuerstahler, Martin Luther	Sr.	9	10	1.10	222
1998	Mike Cotton, Mass.-Dartmouth	Jr.	10	11	1.10	206
1999	Steve Cella, Trinity (Conn.)	Jr.	8	9	1.10	106
	Eric Newsome, Hobart	Jr.	8	9	1.10	148
2000	Ben Matthews, Bethel (Minn.)	Sr.	10	*15	*1.50	134
2001	Kip Daniels, Aurora	Sr.	9	9	1.00	76
	Dino Rossi, Chapman	Sr.	9	9	1.00	117
2002	Jeff Thomas, Redlands	Sr.	10	13	1.30	127
2003	Seth Kopf, Knox	Sr.	10	11	1.10	58
2004	Joe Diekevers, Hope	Jr.	10	9	0.90	37
	David Garcia, Texas Lutheran	Jr.	10	9	0.90	121
	Dan McKeown, Adrian	Jr.	10	9	0.90	93
2005	Colin Carrier, Chicago	Sr.	9	10	1.11	85

*Record.

Total Tackles

CAREER TOTAL TACKLES PER GAME

(Min. 300)

Player, Team	Years	G	Solo	Ast	Total	Avg.
Casey McConnell, Kenyon	2001-03, 05	40	*294	237	*531	13.28
Ron Swearingin, Capital	2000-03	40	282	217	499	12.47
Matt O'Bryant, Millsaps	2000-03	38	236	236	472	12.42
Casey Urlacher, Lake Forest	2000-02	31	158	197	355	11.45
Mike Fox, St. John Fisher	2001-04	42	221	257	478	11.38

*Record.

SEASON TOTAL TACKLES PER GAME

Player, Team	Year	G	Solo	Ast	Total	Avg.
Robert Gunn, Earlham	†2000	10	*106	72	*178	17.8
Donnie Hohman, Chapman	†2002	10	77	95	172	17.2
Robert Aguilar, Greenville	2000	10	101	61	162	16.2

Player, Team	Year	G	Solo	Ast	Total	Avg.
Bryan Meuse, Nichols	†2005	9	72	71	143	15.9
Jeremy Vanisacker, Kalamazoo	†2004	8	76	50	126	15.8
Isaac Sieling, Gust. Adolphus	2004	10	55	102	157	15.7
Lance Ramer, Rochester	2000	10	87	69	156	15.6
Mike Matson, Augsburg	2005	10	75	81	156	15.6
Kelvin Hutcheson, Averett	†2001	8	56	68	124	15.5
Taz Wallace, Adrian	2004	10	100	55	155	15.5
Graham Goldwasser, Williams	†2003	8	43	80	123	15.4
Omar Rimlawi, Buffalo St.	2000	10	67	84	151	15.1
Casey McConnell, Kenyon	2001	10	86	65	151	15.1
Greg Chrony, Maranatha Baptist	2000	9	37	98	135	15.0

*Record. †National champion.

CAREER TOTAL TACKLES

Player, Team	Years	G	Solo	Ast	Total
Casey McConnell, Kenyon	2001-03, 05	40	*294	237	531
Ron Swearingin, Capital	2000-03	40	282	217	499
Mike Fox, St. John Fisher	2001-04	42	221	257	478
Matt O'Bryant, Millsaps	2000-03	38	236	236	472

*Record.

SEASON TOTAL TACKLES

Player, Team	Year	G	Solo	Ast	Total
Robert Gunn, Earlham	†2000	10	*106	72	178
Donnie Hohman, Chapman	†2002	10	77	95	172
Robert Aguilar, Greenville	2000	10	101	61	162
Isaac Sieling, Gust. Adolphus	2004	10	55	102	157
Lance Ramer, Rochester	2000	10	87	69	156
Mike Matson, Augsburg	2005	10	75	81	156
Taz Wallace, Adrian	2004	10	100	55	155
Omar Rimlawi, Buffalo St.	2000	10	67	84	151
Casey McConnell, Kenyon	2001	10	86	65	151
Mike Fox, St. John Fisher	2003	11	69	82	151
Mike Gibbons, Mount Union	2005	15	68	83	151
Chris Cubero, John Carroll	2002	14	77	72	149
Rocky Myers, Wesley	2003	10	77	72	149
Chet Knake, Cornell College	2002	10	60	88	148
Jermaine Taylor, Bridgewater (Va.)	2003	14	76	72	148
Mark Carlisle, Thomas More	2005	10	53	94	147
Michael Irvin, Buena Vista	2003	10	88	57	145
Kelvin Hutcheson, Averett	2004	10	56	89	145
Ron Swearingin, Capital	2001	10	71	73	144
Scott O'Reilly, Carleton	2001	10	84	59	143
Casey McConnell, Kenyon	2002	10	78	65	143
Bryan Meuse, Nichols	†2005	9	72	71	143
Eugene Land, St. John Fisher	2005	11	65	78	143
Noland Urband, Neb. Wesleyan	2000	10	72	70	142
Tom Adams, Mount Ida	2003	10	79	63	142

*Record. †National champion.

SINGLE-GAME TOTAL TACKLES

(Since 2000)

Tackles	Player, Team (Opponent)	Date
30	Bryan Meuse, Nichols (Endicott)	Oct. 29, 2005
29	Adam Neitzel, Wis.-La Crosse (Wis.-Eau Claire)	Oct. 22, 2005
28	Mike Matson, Augsburg (Bethel [Minn.])	Nov. 4, 2005
27	Casey McConnell, Kenyon (Centre)	Sept. 7, 2002
26	Chris Kern, Simpson (Luther)	Nov. 13, 2004
24	Tom Pouliot, FDU-Florham (King's [Pa.])	Nov. 4, 2000
24	Brian Short, Illinois Col. (Knox)	Oct. 30, 2004
24	Ron Ringgold, McDaniel (Dickinson)	Oct. 15, 2005
23	Ron Swearingin, Capital (Heidelberg)	Sept. 15, 2001
23	Anthony Venturino, Utica (Springfield)	Oct. 2, 2004
23	Jonathon Powers, Anderson (Ind.) (Mt. St. Joseph)	Nov. 6, 2004
23	Brian Short, Illinois Col. (Beloit)	Nov. 6, 2004
23	Rob Weinstein, Wis.-Stout (Wis.-Whitewater)	Nov. 5, 2005

ANNUAL CHAMPIONS

Year	Player, Team	Class	G	Solo	Ast	Total	Avg.
2000	Robert Gunn, Earlham	Jr.	10	*106	72	*178	*17.8
2001	Kelvin Hutcheson, Averett	So.	8	56	68	124	15.5
2002	Donnie Hohman, Chapman	Sr.	10	77	95	172	17.2
2003	Graham Goldwasser, Williams	Sr.	8	43	80	123	15.4
2004	Jeremy Vanisacker, Kalamazoo	Sr.	8	76	50	126	15.8
2005	Bryan Meuse, Nichols	Jr.	9	72	71	143	15.9

*Record.

Solo Tackles

CAREER SOLO TACKLES PER GAME (Min. 150)

Player, Team	Years	G	Solo	Avg.
Casey McConnell, Kenyon	2001-03, 05	40	*294	7.35
Ron Swearingin, Capital	2000-03	40	282	7.05
Matt O'Bryant, Millsaps	2000-03	38	236	6.21
Brian St. Peter, Nichols	2000-03	28	171	6.11

*Record.

SEASON SOLO TACKLES PER GAME

Player, Team	Year	G	Solo	Avg.
Robert Gunn, Earlham	2000	10	*106	10.6
Robert Aguilar, Greenville	2000	10	101	10.1
Taz Wallace, Adrian	†2004	10	100	10.0
Brenden Givan, Stillman	2000	9	84	9.3
Seth Duerr, Wooster	2000	10	93	9.3
Mike Davis, Heidelberg	†2002	10	92	9.2
Mike Hanna, Olivet	2002	9	81	9.0
Michael Irvin, Buena Vista	†2003	10	88	8.8
Lance Ramer, Rochester	2000	10	87	8.7
Ron Swearingin, Capital	2000	10	87	8.7
Casey McConnell, Kenyon	†2001	10	86	8.6
Mike Dempsey, Beloit	2000	10	85	8.5
Troy Sosnovik, Susquehanna	2001	10	85	8.5
Quincy Francis, Wesleyan (Conn.)	2002	8	68	8.5
Jeremy Lachmann, Colorado Col.	†2005	10	85	8.5

*Record. †National champion.

CAREER SOLO TACKLES

Player, Team	Years	G	Solo
Casey McConnell, Kenyon	2001-03, 05	40	294
Ron Swearingin, Capital	2000-03	40	282
Matt O'Bryant, Millsaps	2000-03	38	236

SEASON SOLO TACKLES

Player, Team	Year	G	Solo
Robert Gunn, Earlham	2000	10	106
Robert Aguilar, Greenville	2000	10	101
Taz Wallace, Adrian	†2004	10	100
Seth Duerr, Wooster	2000	10	93
Mike Davis, Heidelberg	†2002	10	92
Michael Irvin, Buena Vista	†2003	10	88
Lance Ramer, Rochester	2000	10	87
Ron Swearingin, Capital	2000	10	87
Jason Leshikar, Trinity (Tex.)	2002	15	87
Casey McConnell, Kenyon	†2001	10	86
Mike Dempsey, Beloit	2000	10	85
Troy Sosnovik, Susquehanna	2001	10	85
Jeremy Lachmann, Colorado Col.	†2005	10	85

†National champion.

SINGLE-GAME SOLO TACKLES

(Since 2000)

Solo	Player, Team (Opponent)	Date
21	Tim Rotenberry, North Park (Millikin)	Oct. 16, 2004
20	Anthony Venturino, Utica (Springfield)	Oct. 2, 2004
18	Tim Rotenberry, North Park (Augustana [Ill.])	Oct. 2, 2004
17	Casey McConnell, Kenyon (Centre)	Sept. 7, 2002
17	Ward Brady, Elmhurst (Ill. Wesleyan)	Oct. 2, 2004
17	Ron Ringgold, McDaniel (Dickinson)	Oct. 15, 2005
16	Tyler Freeburg, Simpson (Wis.-Oshkosh)	Sept. 8, 2001
16	Ron Swearingin, Capital (Baldwin-Wallace)	Nov. 1, 2003
16	Tore Alaimo, King's (Pa.) (Moravian)	Sept. 17, 2005
16	Peter Thomas, Juniata (Albright)	Oct. 1, 2005
15	Dion Mueller, Wesleyan (Conn.) (Tufts)	Sept. 22, 2001
15	Troy Sosnovik, Susquehanna (Delaware Valley)	Sept. 22, 2001
15	Nick Anzalone, Concordia (Ill.) (Aurora)	Oct. 12, 2002
15	Matt Hagel, Johns Hopkins (Waynesburg)	Nov. 20, 2004
15	Tore Alaimo, King's (Pa.) (St. John Fisher)	Sept. 3, 2005
15	Steve Butler, Albright (King's [Pa.])	Sept. 24, 2005

ANNUAL CHAMPIONS

Year	Player, Team	Class	G	Solo	Avg.
2001	Casey McConnell, Kenyon	Fr.	10	86	8.6
2002	Mike Davis, Heidelberg	Jr.	10	92	9.2
2003	Michael Irvin, Buena Vista	Jr.	10	88	8.8
2004	Taz Wallace, Adrian	So.	10	100	10.0
2005	Jeremy Lachmann, Colorado Col.	Jr.	10	85	8.5

Tackles for Loss

CAREER TACKLES FOR LOSS PER GAME (Min. 40)

Player, Team	Years	G	TFL	Avg.
Steven Wilson, King's (Pa.)	2000-02	32	*106.5	3.33
Brenden Givan, Stillman	2000-02	28	75.5	2.70
Vince King, Wartburg	2000-03	37	83.0	2.24
Brandon Tisdale, Wilmington (Ohio)	2001-04	40	89.5	2.24
Kevin Culbert, Frostburg St.	2002-05	42	87.5	2.08
Mike Lewis, Adrian	2002-05	35	60.5	1.73
Matt O'Bryant, Millsaps	2000-03	38	64.0	1.68
Willie Thompson, Illinois Col.	2001-04	40	67.0	1.68
Ron Swearingin, Capital	2000-03	40	64.0	1.60
Michael Holbok, Buffalo St.	2001-04	32	51.0	1.59

*Record.

SEASON TACKLES FOR LOSS PER GAME

Player, Team	Year	G	Solo	Ast	Total	Avg.
Steven Wilson, King's (Pa.)	†2001	10	37	3	38.5	3.9
Russ Watson, Worcester St.	†2000	9	32	0	32.0	3.6
Robert Aguilar, Greenville	2000	10	35	0	35.0	3.5
Quincy Malloy, Methodist	2001	10	34	0	34.0	3.4
Patrick Ryan, Benedictine (Ill.)	†2002	10	33	0	33.0	3.3
Steven Wilson, King's (Pa.)	2002	12	38	2	*39.0	3.3
Brenden Givan, Stillman	2001	9	29	0	29.0	3.2
Brenden Givan, Stillman	2000	9	25	7	28.5	3.2
Jeff Heinzl, Ill. Wesleyan	2000	10	31	0	31.0	3.1
Adam Frantz, Lebanon Valley	2001	10	31	0	31.0	3.1
Jason Trusnik, Ohio Northern	†2004	10	27	8	31.0	3.1
Jason Ripke, Simpson	†2004	10	26	10	31.0	3.1
Mark Seagraves, Lycoming	2000	9	24	7	27.5	3.1
Russell Beditt, Albright	2000	10	24	13	30.5	3.1
Brian Rotballe, Curry	2002	10	30	1	30.5	3.1

*Record. †National champion.

CAREER TACKLES FOR LOSS

Player, Team	Years	G	TFL
Steven Wilson, King's (Pa.)	2000-02	32	106.5
Brandon Tisdale, Wilmington (Ohio)	2001-04	40	89.5
Kevin Culbert, Frostburg St.	2002-05	42	87.5
Vince King, Wartburg	2000-03	37	83.0
Brenden Givan, Stillman	2000-02	28	75.5
Willie Thompson, Illinois Col.	2001-04	40	67.0
Matt O'Bryant, Millsaps	2000-03	38	64.0
Ron Swearingin, Capital	2000-03	40	64.0
Mike Lewis, Adrian	2002-05	35	60.5
Jeremy Hood, St. John's (Minn.)	2000-03	47	57.5
Michael Holbok, Buffalo St.	2001-04	32	51.0

SEASON TACKLES FOR LOSS

Player, Team	Year	G	Solo	Ast	Total
Steven Wilson, King's (Pa.)	2002	12	38	2	39.0
Steven Wilson, King's (Pa.)	†2001	10	37	3	38.5
Robert Aguilar, Greenville	2000	10	35	0	35.0
Quincy Malloy, Methodist	2001	10	34	0	34.0
Patrick Ryan, Benedictine (Ill.)	†2002	10	33	0	33.0
Kevin Culbert, Frostburg St.	†2005	11	30	6	33.0
Russ Watson, Worcester St.	†2000	9	32	0	32.0
Jeff Heinzl, Ill. Wesleyan	2000	10	31	0	31.0
Adam Frantz, Lebanon Valley	2001	10	31	0	31.0
Jason Trusnik, Ohio Northern	†2004	10	27	8	31.0
Jason Ripke, Simpson	†2004	10	26	10	31.0
Russell Beditt, Albright	2000	10	24	13	30.5
Brian Rotballe, Curry	2002	10	30	1	30.5

†National champion.

SINGLE-GAME TACKLES FOR LOSS

(Since 2000)

TFL	Player, Team (Opponent)	Date
8.5	Kevin McNamara, St. John's (Minn.) (Monmouth [Ill.])	Nov. 19, 2005
8.0	Brenden Givan, Stillman (Pikeville)	Sept. 1, 2001
7.0	Jon Foss, Bethel (Minn.) (Gust. Adolphus)	Sept. 22, 2001
7.0	Ben Hare, North Central (Ill.) (Augsburg)	Sept. 18, 2004
6.5	Steven Wilson, King's (Pa.) (Delaware Valley)	Sept. 15, 2001
6.5	Daniel McCall, Muhlenberg (Ursinus)	Oct. 18, 2003
6.5	Brandon Clum, Muskingum (Wilmington [Ohio])	Sept. 18, 2004
6.5	Vance Murphy, Oberlin (Hiram)	Nov. 12, 2005
6.0	David Hahm, Wis. Lutheran (Rockford)	Sept. 30, 2000
6.0	Jed Mooney, Millsaps (Mississippi Col.)	Sept. 7, 2002

TFL	Player, Team (Opponent)	Date
6.0	John Longo, Cortland St. (Kean)	Sept. 21, 2002
6.0	Matt Campbell, Mount Union (Capital)	Oct. 26, 2002
6.0	Jed Mooney, Millsaps (Rhodes)	Nov. 9, 2002
6.0	Sam Scharinger, Lakeland (Carthage)	Sept. 11, 2004
6.0	Jason Ripke, Simpson (Dubuque)	Sept. 25, 2004
6.0	Andy Mizak, Wooster (Oberlin)	Oct. 23, 2004
6.0	Ben Creamer, St. Norbert (Lake Forest)	Nov. 6, 2004
6.0	Kevin Culbert, Frostburg St. (Newport News)	Sept. 10, 2005
6.0	Sam Jordan, Millikin (Franklin)	Sept. 17, 2005
6.0	Chris Kern, Simpson (Dubuque)	Sept. 24, 2005
6.0	Michael Anderson, Carthage (Augustana [Ill.])	Oct. 8, 2005
6.0	Eugene Lang, St. John Fisher (Norwich)	Oct. 15, 2005
6.0	Sean Crowley, Curry (Endicott)	Oct. 22, 2005
6.0	Owen Case, Ohio Wesleyan (Wittenberg)	Oct. 29, 2005
6.0	Jason Ripke, Simpson (Coe)	Nov. 12, 2005

ANNUAL CHAMPIONS

Year	Player, Team	Class	G	Solo	Ast	Total	Avg.
2000	Russ Watson, Worcester St.	Jr.	9	32	0	32.0	3.6
2001	Steven Wilson, King's (Pa.)	Sr.	10	37	3	38.5	*3.9
2002	Patrick Ryan, Benedictine (Ill.)	So.	10	33	0	33.0	3.3
2003	Brad DeHaven, Salisbury	Jr.	8	22	0	22.0	2.8
2004	Jason Trusnik, Ohio Northern	Jr.	10	27	8	31.0	3.1
	Jason Ripke, Simpson	Jr.	10	26	10	31.0	3.1
2005	Kevin Culbert, Frostburg St.	Sr.	11	30	6	33.0	3.0

*Record.

Pass Sacks

CAREER PASS SACKS PER GAME (Min. 25)

Player, Team	Years	G	Sacks	Avg.
Steven Wilson, King's (Pa.)	2000-02	32	*49.0	1.53
Brenden Givan, Stillman	2000-02	28	41.0	1.46
Mike Lewis, Adrian	2002-05	35	37.5	1.07
Brandon Tisdale, Wilmington (Ohio)	2001-04	40	42.5	1.06
Casey Carlson, Pacific Lutheran	2000-03	36	34.0	0.94
Kevin Culbert, Frostburg St.	2002-05	42	38.5	0.92
Michael Holbok, Buffalo St.	2001-04	32	25.5	0.80
Vince King, Wartburg	2000-03	37	28.5	0.77

*Record.

SEASON PASS SACKS PER GAME

Player, Team	Year	G	Solo	Ast	Total	Avg.
Russ Watson, Worcester St.	†2000	9	24	0	*24.0	2.7
Steven Wilson, King's (Pa.)	†2001	10	18	3	19.5	2.0
Michael Gardner, Benedictine (Ill.)	2000	10	19	0	19.0	1.9
Josh Stinehour, Union (N.Y.)	2001	10	18	2	19.0	1.9
Brenden Givan, Stillman	2000	9	16	2	17.0	1.9
Mark Seagraves, Lycoming	2000	9	17	0	17.0	1.9
Edith Forestal, Defiance	2000	10	18	0	18.0	1.8
Lance Ramer, Rochester	2000	10	17	2	18.0	1.8
Jason Trusnik, Ohio Northern	†2004	10	17	2	18.0	1.8
David Seal, Redlands	2000	8	14	0	14.0	1.8
Josh Kemp, Ursinus	†2003	9	15	1	15.5	1.7
Patrick Ryan, Benedictine (Ill.)	2000	10	17	0	17.0	1.7

*Record. †National champion.

CAREER PASS SACKS

Player, Team	Years	G	Sacks
Steven Wilson, King's (Pa.)	2000-02	32	49.0
Brandon Tisdale, Wilmington (Ohio)	2001-04	40	42.5
Brenden Givan, Stillman	2000-02	28	41.0
Kevin Culbert, Frostburg St.	2002-05	42	38.5
Jeremy Hood, St. John's (Minn.)	2000-03	47	38.0
Mike Lewis, Adrian	2002-05	35	37.5
Casey Carlson, Pacific Lutheran	2000-03	36	34.0

SEASON PASS SACKS

Player, Team	Year	G	Solo	Ast	Total
Russ Watson, Worcester St.	†2000	9	24	0	24.0
Steven Wilson, King's (Pa.)	†2001	10	18	3	19.5
Michael Gardner, Benedictine (Ill.)	2000	10	19	0	19.0
Josh Stinehour, Union (N.Y.)	2001	10	18	2	19.0
Edith Forestal, Defiance	2000	10	18	0	18.0
Lance Ramer, Rochester	2000	10	17	2	18.0
Jason Trusnik, Ohio Northern	†2004	10	17	2	18.0
Brenden Givan, Stillman	2000	9	16	2	17.0
Mark Seagraves, Lycoming	2000	9	17	0	17.0
Patrick Ryan, Benedictine (Ill.)	2001	10	17	0	17.0

Player, Team	Year	G	Solo	Ast	Total
Steven Wilson, King's (Pa.)	2002	12	15	4	17.0
Kevin Culbert, Frostburg St.	†2005	11	16	2	17.0

†National champion.

SINGLE-GAME PASS SACKS

(Since 2000)

PS	Player, Team (Opponent)	Date
7.5	Kevin McNamara, St. John's (Minn.) (Monmouth [Ill.])	Nov. 19, 2005
5.0	Steven Wilson, King's (Pa.) (Delaware Valley)	Sept. 15, 2001
5.0	J.J. Zearley, Wartburg (Loras)	Oct. 5, 2002
5.0	Aaron Brennan, Fitchburg St. (Maine Maritime)	Oct. 19, 2002
5.0	Daniel McCall, Muhlenberg (Ursinus)	Oct. 18, 2003
5.0	Randy Tosh, Rowan (Montclair St.)	Nov. 12, 2005
4.5	Brett Rough, McDaniel (Ursinus)	Oct. 2, 2004
4.5	Robert Foster, Wash. & Lee (Randolph-Macon)	Oct. 2, 2004
4.5	Kevin Culbert, Frostburg St. (Seton Hill)	Oct. 22, 2005

ANNUAL CHAMPIONS

Year	Player, Team	Class	G	Solo	Ast	Total	Avg.
2000	Russ Watson, Worcester St.	Jr.	9	24	0	*24.0	*2.7
2001	Steven Wilson, King's (Pa.)	Sr.	10	18	3	19.5	2.0
2002	Jon Foss, Bethel (Minn.)	Sr.	10	15	2	16.0	1.6
2003	Josh Kemp, Ursinus	So.	9	15	1	15.5	1.7
2004	Jason Trusnik, Ohio Northern	Jr.	10	17	2	18.0	1.8
2005	Kevin Culbert, Frostburg St.	Sr.	11	16	2	17.0	1.5

*Record.

Passes Defended

CAREER PASSES DEFENDED PER GAME

(Min. 40 Passes Defended)

Player, Team	Years	G	PBU	Int.	Total	Avg.
Kip Daniels, Aurora	2000-01	19	37	13	50	2.63
Jarrold Pence, Moravian	2001-02	21	46	8	54	2.57
Chris Spiegel, Benedictine (Ill.)	2001-02	20	36	15	51	2.55
Evan Zupancic, Tufts	2000-02	24	44	16	60	2.50
Eric Moe, Wis.-Stout	2001-02	19	30	13	43	2.26
Kory Schramm, Hartwick	2000-02	30	45	20	65	2.17
Kennard Davis, Thiel	2001-04	40	42	24	*66	1.65
Kyle Westphal, Simpson	2001-04	39	45	19	64	1.64
James Kostack, Wesley	2000-03	41	50	15	65	1.59

*Record.

SEASON PASSES DEFENDED PER GAME

Player, Team	Year	G	PBU	Int.	Total	Avg.
Jarrold Pence, Moravian	†2001	10	31	5	*36	3.60
Kip Daniels, Aurora	2001	9	23	9	32	3.56
Johnny Kelly, Williams	2001	8	23	4	27	3.4
Kennard Davis, Thiel	2001	10	23	9	32	3.2
Chris Spiegel, Benedictine (Ill.)	2001	10	25	7	32	3.2
B.J. Harvey, Illinois Col.	2001	10	25	6	31	3.1
James Patrick, Stillman	†2002	10	20	11	31	3.1
Evan Zupancic, Tufts	†2000	8	18	6	24	3.0
David Thompson, Earlham	2000	10	21	6	27	2.7
Ki Yoon, Franklin	2001	10	23	4	27	2.7
Eric Moe, Wis.-Stout	2001	9	16	8	24	2.7

*Record. †National champion.

CAREER PASSES DEFENDED

Player, Team	Years	G	PBU	Int.	Total
Kennard Davis, Thiel	2001-04	40	42	24	66
Kory Schramm, Hartwick	2000-02	30	45	20	65
James Kostack, Wesley	2000-03	41	50	15	65
Kyle Westphal, Simpson	2001-04	39	45	19	64
Evan Zupancic, Tufts	2000-02	24	44	16	60
B.J. Harvey, Illinois Col.	2000-03	39	45	13	58
Jarrold Pence, Moravian	2001-02	21	46	8	54
Chris Spiegel, Benedictine (Ill.)	2001-02	20	36	15	51
Kip Daniels, Aurora	2000-01	19	37	13	50
David Blackburn, DePauw	2000-03	39	39	11	50
♠Kyle Hausler, Capital	2002, 04-05	33	25	23	48
Eric Moe, Wis.-Stout	2001-02	19	30	13	43

♠Active player.

SEASON PASSES DEFENDED

Player, Team	Year	G	PBU	Int.	Total
Jarrold Pence, Moravian	†2001	10	31	5	36
Kip Daniels, Aurora	2001	9	23	9	32
Kennard Davis, Thiel	2001	10	23	9	32

Player, Team	Year	G	PBU	Int.	Total
Chris Spiegel, Benedictine (Ill.)	2001	10	25	7	32
B.J. Harvey, Illinois Col.	2001	10	25	6	31
James Patrick, Stillman	†2002	10	20	11	31
David Thompson, Earlham	2000	10	21	6	27
Ki Yoon, Franklin	2001	10	23	4	27
Johnny Kelly, Williams	2001	8	23	4	27
Kory Schramm, Hartwick	2000	10	19	7	26

†National champion.

SINGLE-GAME PASSES DEFENDED

(Since 2000)

PD	Player, Team (Opponent)	Date
10	James Patrick, Stillman (Edward Waters)	Nov. 2, 2002
7	Derrick Brantley, Wesleyan (Conn.) (Colby)	Oct. 6, 2001
7	Kyle Westphal, Simpson (Washington-St. Louis)	Sept. 7, 2002
7	D.J. Moore, Dubuque (Central [Iowa])	Oct. 29, 2005
6	Ron Broking, Montclair St. (Rowan)	Nov. 11, 2000
6	Adam Friedman, Hamline (Augsburg)	Oct. 27, 2001
6	Lorenzo Morgan, Mary Hardin-Baylor (Howard Payne)	Oct. 19, 2002
6	Trey Schonter, Washington-St. Louis (Chicago)	Oct. 9, 2004
6	Adam Lovrovich, Carnegie Mellon (Rhodes)	Nov. 13, 2004
6	Kynan Mello, Plymouth St. (Mass.-Dartmouth)	Sept. 10, 2005

ANNUAL CHAMPIONS

Year	Player, Team	Class	G	PBU	Int.	Total	Avg.
2000	Evan Zupancic, Tufts	So.	8	18	6	24	3.0
2001	Jarrold Pence, Moravian	Jr.	10	31	5	*36	*3.6
2002	James Patrick, Stillman	Jr.	10	20	11	31	3.1
2003	James Kostack, Wesley	Sr.	10	20	4	24	2.4
2004	Robbie Parry, Aurora	Jr.	10	20	4	24	2.4
2005	Derrick Simmons, Montclair St.	Jr.	10	18	4	22	2.2

*Record.

Forced Fumbles

SEASON FORCED FUMBLES PER GAME

Player, Team	Year	G	FF	Avg.
Tony Pate, Concordia (Ill.)	†2000	9	*8	0.89
Peter Sherman, Colby	†2004	7	6	0.86
Erik Tinsley, Concordia (Ill.)	2000	9	6	0.67
Casey Carlson, Pacific Lutheran	†2003	9	6	0.67
Greg Boucher, Western Conn. St.	†2001	8	5	0.63
Roderick Hutchins, McMurry	2003	8	5	0.63
Jacob Freeman, Hardin-Simmons	2000	10	6	0.60
Tom Adams, Mount Ida	2003	10	6	0.60
Brian Chaplain, Plymouth St.	2001	9	5	0.56
Jeremiah Janssen, St. Norbert	2001	9	5	0.56
Andrew Kruse, Martin Luther	†2005	9	5	0.56
Kyle Westphal, Simpson	2003	11	6	0.55

*Record. †National champion.

SEASON FORCED FUMBLES

Player, Team	Year	G	FF
Tony Pate, Concordia (Ill.)	†2000	9	8
Randy Tosh, Rowan	2005	13	7
Erik Tinsley, Concordia (Ill.)	2000	9	6
Jacob Freeman, Hardin-Simmons	2000	10	6
Casey Carlson, Pacific Lutheran	†2003	9	6
Tom Adams, Mount Ida	2003	10	6
Kyle Westphal, Simpson	2003	11	6
Peter Sherman, Colby	†2004	7	6

†National champion.

SINGLE-GAME FORCED FUMBLES

(Since 2000)

FF	Player, Team (Opponent)	Date
4	Nick Rice, Thomas More (Franklin)	Oct. 11, 2002
3	Greg Boucher, Western Conn. St. (Mount Ida)	Sept. 8, 2001
3	Joe Sollitt, Concordia (Ill.) (Benedictine [Ill.])	Nov. 2, 2002
3	Brooks Klosterman, Mt. St. Joseph (Rose-Hulman)	Sept. 11, 2004
3	Matt Chiles, Bluffton (Anderson [Ind.])	Oct. 16, 2004
3	Jake Dearing, Texas Lutheran (McMurry)	Sept. 24, 2005
2	By many players	

ANNUAL CHAMPIONS

Year	Player, Team	Class	G	FF	Avg.
2000	Tony Pate, Concordia (Ill.)	So.	9	†11	1.22

†In 2000, the total was forced fumbles plus fumbles recovered. Beginning in 2001, FF was forced fumbles only.

Year	Player, Team	Class	G	FF	Avg.
2001	Greg Boucher, Western Conn. St.	Sr.	8	5	0.63
2002	Brian Cook, Johns Hopkins	Fr.	10	5	0.50
	Casey McConnell, Kenyon	So.	10	5	0.50
2003	Casey Carlson, Pacific Lutheran	Sr.	9	6	0.67
2004	Peter Sherman, Colby	Sr.	7	6	0.86
2005	Andrew Kruse, Martin Luther	Sr.	9	5	0.56

Year	Player, Team	Class	No.	Yards	Avg.
2001	Scott Verhalen, East Tex. Baptist	So.	56	2,449	43.7
2002	Scott Verhalen, East Tex. Baptist	Jr.	39	1,687	43.3
2003	Cory Ohnesorge, Occidental	So.	34	1,510	44.4
2004	Kevin Solfkiancs, Baldwin-Wallace	Fr.	55	2,351	42.7
2005	Hunter Hamrick, Mary Hardin-Baylor	Jr.	42	1,817	43.3

*Record.

Punting

CAREER AVERAGE

(Minimum 100 Punts)

Player, Team	Years	No.	Yards	Avg.
Jeff Shea, Cal Lutheran	1994-97	183	7,939	43.4
Phil Barry, St. John's (Minn.)	1996-99	126	5,327	42.3
Mike Manson, Benedictine (Ill.)	1975-78	120	5,056	42.1
Scott Verhalen, East Tex. Baptist	2001-03	143	6,008	42.0
Dan Osborn, Occidental	1981-83	157	6,528	41.6
Jim Allshouse, Adrian	1973-75	163	6,718	41.2
Thomas Murray, Catholic	1983-84	122	5,028	41.2
Ryan Haley, John Carroll	1991-94	151	6,208	41.1
Cory Ohnesorge, Occidental	2002-05	153	6,278	41.0
Brad Abraham, Wis.-Platteville	1998-01	168	6,883	41.0
Mario Acosta, Chapman	1994-96, 98	164	6,695	40.8
Scott Lanz, Bethany (W.V.)	1975-78	235	9,592	40.8
Mitch Holloway, Millsaps	1992-93	105	4,283	40.8
Richard Harr, Ferrum	1996-99	219	8,914	40.7

SEASON AVERAGE

(Qualifiers for Championship)

Player, Team	Year	No.	Yards	Avg.
Steve Vagedes, Ohio Northern	†1999	37	1,708	46.2
Justin Shively, Anderson (Ind.)	†1997	55	2,502	45.5
Jeff Shea, Cal Lutheran	†1996	53	2,402	45.3
Jeff Shea, Cal Lutheran	†1995	43	1,933	45.0
Mario Acosta, Chapman	1996	34	1,528	44.9
Bob Burwell, Rose-Hulman	†1978	61	2,740	44.9
Charles McPherson, Clark Atlanta	1978	50	2,237	44.7
Dan Osborn, Occidental	†1982	55	2,454	44.6
Jeff Shea, Cal Lutheran	1997	43	1,910	44.4
Cory Ohnesorge, Occidental	†2003	34	1,510	44.4
Phil Barry, St. John's (Minn.)	1999	49	2,176	44.4
Mike Manson, Benedictine (Ill.)	†1976	36	1,587	44.1
Linc Welles, Bloomsburg	†1973	39	1,708	43.8
James Wilson, Linfield	2003	51	2,233	43.8
Matt George, Chapman	1997	38	1,663	43.8
Scott Verhalen, East Tex. Baptist	†2001	56	2,449	43.7
Kirk Seufert, Rhodes	†1983	44	1,921	43.7
Kelvin Albert, Knoxville	†1987	30	1,308	43.6

†National champion.

ANNUAL CHAMPIONS

Year	Player, Team	Class	No.	Yards	Avg.
1973	Linc Welles, Bloomsburg	Sr.	39	1,708	43.8
1974	Sylvester Cunningham, Fort Valley St.	So.	40	1,703	42.6
1975	Larry Hersh, Shepherd	Jr.	58	2,519	43.4
1976	Mike Manson, Benedictine (Ill.)	So.	36	1,587	44.1
1977	Scott Lanz, Bethany (W.V.)	Jr.	78	3,349	42.9
1978	Bob Burwell, Rose-Hulman	Sr.	61	2,740	44.9
1979	Jay Lenstrom, Neb. Wesleyan	Sr.	64	2,641	41.3
1980	Duane Harrison, Bridgewater (Va.)	Sr.	43	1,792	41.7
1981	Dan Paro, Denison	Jr.	54	2,223	41.2
1982	Dan Osborn, Occidental	Jr.	55	2,454	44.6
1983	Kirk Seufert, Rhodes	Jr.	44	1,921	43.7
1984	Thomas Murray, Catholic	Sr.	59	2,550	43.2
1985	Dave Lewis, Muhlenberg	So.	55	2,290	41.6
	Mike Matzen, Coe	Sr.	55	2,290	41.6
1986	Darren Estes, Millsaps	Jr.	45	1,940	43.1
1987	Kelvin Albert, Knoxville	So.	30	1,308	43.6
1988	Bobby Graves, Sewanee	So.	57	2,445	42.9
1989	Paul Becker, Kenyon	Sr.	57	2,307	40.5
1990	Bill Nolan, Carroll (Wis.)	Sr.	33	1,322	40.1
1991	Jeff Stolte, Chicago	So.	54	2,295	42.5
1992	Robert Ray, San Diego	So.	44	1,860	42.3
1993	Mitch Holloway, Millsaps	Sr.	45	1,910	42.4
1994	Ryan Haley, John Carroll	Sr.	54	2,311	42.8
1995	Jeff Shea, Cal Lutheran	So.	43	1,933	45.0
1996	Jeff Shea, Cal Lutheran	Jr.	53	2,402	45.3
1997	Justin Shively, Anderson (Ind.)	Sr.	55	2,502	45.5
1998	Chris Morehouse, Albright	Jr.	52	2,247	43.2
1999	Steve Vagedes, Ohio Northern	Sr.	37	1,708	*46.2
2000	Wilson Hillman, Mississippi Col.	Sr.	62	2,671	43.1

Punt Returns

CAREER AVERAGE

(Minimum 1.2 Returns Per Game)

Player, Team	Years	No.	Yards	Avg.
Keith Winston, Knoxville	1986-87	30	686	22.9
Robert Middlebrook, Knoxville	1984-85	21	473	22.5
Kevin Doherty, Mass. Maritime	1976-78, 80	45	939	20.9
Chuck Downey, Stony Brook	1984-87	59	1,198	+20.3
Mike Askew, Kean	1980-81	28	555	19.8
Willie Canady, Fort Valley St.	1979-82	41	772	18.8

+Record for minimum 50 returns.

SEASON AVERAGE

(Minimum 1.2 Returns Per Game)

Player, Team	Year	No.	Yards	Avg.
Chuck Downey, Stony Brook	†1986	17	530	31.2
Kevin Doherty, Mass. Maritime	†1976	11	332	30.2
Robert Middlebrook, Knoxville	†1984	9	260	28.9
Joe Troise, Kean	†1974	12	342	28.5
Melvin Dillard, Ferrum	†1990	25	*688	27.5
Elliot Turner, Greenville	†2000	14	385	27.5
Chris McKinney, Guilford	†2001	20	533	26.7
Eric Green, Benedictine (Ill.)	†1993	13	346	26.6
Brad Guettel, Carroll (Wis.)	2001	10	243	24.3
Chris Warren, Ferrum	†1989	18	421	23.4
Matt Buddenhagen, Ithaca	†1998	29	667	23.0
Brandon Hazenberg, Linfield	†2004	17	389	22.9
Kevin Doherty, Mass. Maritime	1978	11	246	22.4

*Record. †National champion.

ANNUAL CHAMPIONS

Year	Player, Team	Class	No.	Yards	†Avg.
1973	Al Shepherd, Monmouth (Ill.)	Sr.	18	347	19.3
1974	Joe Troise, Kean	Fr.	12	342	28.5
1975	Mitch Brown, St. Lawrence	So.	25	430	17.2
1976	Kevin Doherty, Mass. Maritime	Fr.	11	332	30.2
1977	Charles Watkins, Knoxville	Sr.	15	278	18.5
1978	Dennis Robinson, Wesleyan (Conn.)	Sr.	††9	263	29.2
1979	Steve Moffett, Maryville (Tenn.)	Jr.	19	357	18.8
1980	Mike Askew, Kean	Jr.	16	304	19.0
1981	Mike Askew, Kean	Sr.	12	251	20.9
1982	Tom Southall, Colorado Col.	So.	13	281	21.6
1983	Edmond Donald, Millsaps	Jr.	15	320	21.3
1984	Robert Middlebrook, Knoxville	So.	9	260	28.9
1985	Dan Schone, Illinois Col.	Fr.	11	231	21.0
1986	Chuck Downey, Stony Brook	Jr.	17	530	*31.2
1987	Keith Winston, Knoxville	Sr.	16	343	21.4
1988	Dennis Tarr, Framingham St.	Jr.	9	178	19.8
1989	Chris Warren, Ferrum	Sr.	18	421	23.4
1990	Melvin Dillard, Ferrum	Sr.	25	*688	27.5
1991	Jordan Nixon, Augustana (Ill.)	Sr.	27	473	17.5
1992	Vic Monaco, FDU-Florham	So.	†††10	243	24.3
1993	Eric Green, Benedictine (Ill.)	Sr.	13	346	26.6
1994	Ariel Bell, Frostburg St.	Sr.	19	329	17.3
1995	Jim Wallace, Ripon	Jr.	17	305	17.9
1996	Tyrone Brown, Howard Payne	Sr.	21	415	19.8
1997	Seth Wallace, Coe	Fr.	††††10	301	30.1
1998	Matt Buddenhagen, Ithaca	Sr.	29	667	23.0
1999	Jake Wolter, Wis.-Whitewater	Jr.	12	230	19.2
2000	Elliot Turner, Greenville	Jr.	14	385	27.5
2001	Chris McKinney, Guilford	Jr.	20	533	26.7
2002	Chad Strehlo, Hamline	Sr.	11	192	17.5
2003	Brian Woods, Allegheny	Sr.	21	423	20.1
2004	Brandon Hazenberg, Linfield	Jr.	17	389	22.9
2005	D.J. Howard, Adrian	So.	18	334	18.6

*Record. †Ranked on minimum of 1.5 returns per game in 1973; 1.2 from 1974. ††Declared champion; with one more return (making 1.25 per game) for zero yards, still would have highest average (26.3). †††Declared champion; with one more return (making 1.22 per game) for zero yards, still would have highest average (22.1). †††† Declared champion; with one more return (making 1.22 per game) for zero yards, still would have highest average (27.4).

Kickoff Returns

CAREER AVERAGE

(Minimum 1.2 Returns Per Game)

Player, Team	Years	No.	Yards	Avg.
David Ziegler, John Carroll	1996-99	30	1,047	\$34.9
Daryl Brown, Tufts	1974-76	38	1,111	29.2
Joshua Carter, Muhlenberg	1998-01	75	2,189	29.2
Darnell Rubin, Chapman	1994, 96	17	485	28.5
Mike Askew, Kean	1980-81	33	938	28.4
Chuck Downey, Stony Brook	1984-87	46	1,281	27.8
R.J. Hoppe, Carroll (Wis.)	1993-96	59	1,632	27.7
Nathan Smith, Gettysburg	2002-05	77	2,111	27.4
Ryan Reynolds, Thomas More	1991-94	49	1,311	26.8
Jeff Dillingham, Kalamazoo	1996-99	59	1,560	26.4
LaVant King, Ohio Northern	1991, 93-95	50	1,298	26.0
Scott Reppert, Lawrence	1979-82	44	1,134	25.8
Lamont Rhim, Buffalo St.	1994-96	47	1,210	25.7
Jerome Porter, Kean	1996-98	51	1,286	25.2
Rick Rosenfeld, McDaniel	1973-76	69	1,732	25.1

\$Declared record; with 5 more returns (making 35), for zero yards, still would have highest average (29.9).

SEASON AVERAGE

(Minimum 1.2 Returns Per Game)

Player, Team	Year	No.	Yards	Avg.
Brandon Steinheim, Wesley	†1994	10	422	42.2
Jason Martin, Coe	†1992	11	438	39.8
Tony Hill, Salisbury	†1998	14	549	39.2
Marcus Washington, Bridgewater (Va.)	†2004	11	420	38.2
Derek Stanley, Wis.-Whitewater	†2003	12	443	36.9
Nate Kirtman, Pomona-Pitzer	†1990	14	515	36.8
Tom Myers, Coe	†1983	11	401	36.5
Ron Scott, Occidental	1983	10	363	36.3
Alan Hill, DePauw	1980	12	434	36.2
Trevor Shannon, Wartburg	1996	14	501	35.8
David Ziegler, John Carroll	†1999	11	393	35.7
Al White, Wm. Paterson	1990	12	427	35.6
Byron Womack, Iona	†1989	15	531	35.4
Derrick Brooms, Chicago	†1995	12	422	35.2
Joshua Carter, Muhlenberg	1999	28	*981	35.0
Jamarcus Shepard, DePauw	2003	19	659	34.7
Darnell Marshall, Carroll (Wis.)	1989	17	586	34.5
Andy Traetow, Gust. Adolphus	†2000	17	584	34.4
Daryl Brown, Tufts	†1976	11	377	34.3
Rich Jinnette, Methodist	1992	15	514	34.3

Player, Team

Year	No.	Yards	Avg.	
Stuart Sitterson, Wash. & Lee	†2005	12	408	34.0
Jeff Higgins, Ithaca	1995	12	407	33.9
Oscar Ford, Chapman	1995	11	373	33.9
Kenny Bohman, Whittier	2000	10	339	33.9
Sean Healy, Coe	1989	11	372	33.8
Anthony Drakeford, Ferrum	†1987	15	507	33.8
Ryan Reynolds, Thomas More	1992	14	473	33.8

*Record. †National champion.

ANNUAL CHAMPIONS

Year	Player, Team	Class	No.	Yards	†Avg.
1973	Greg Montgomery, Wis.-Whitewater	So.	17	518	30.5
1974	Tom Oleksa, Muhlenberg	Sr.	15	467	31.1
1975	Jeff Levant, Beloit	Jr.	15	434	28.9
1976	Daryl Brown, Tufts	Sr.	11	377	34.3
1977	Charlie Black, Marietta	Jr.	14	465	33.2
1978	Russ Atchison, Centre	So.	11	284	25.8
1979	Jim Iannone, Rochester	Jr.	13	411	31.6
1980	Mike Askew, Kean	So.	††10	415	41.5
1981	Gene Cote, Wesleyan (Conn.)	Sr.	16	521	32.6
1982	Jim Hachey, Bridgewater St.	Jr.	16	477	29.8
1983	Tom Myers, Coe	So.	11	401	36.5
1984	Mike Doetsch, Trinity (Conn.)	Jr.	13	434	33.4
1985	Gary Newsom, Lane	So.	10	319	31.9
1986	Glenn Koch, Tufts	Sr.	14	472	33.7
1987	Anthony Drakeford, Ferrum	Sr.	15	507	33.8
1988	Harold Owens, Wis.-La Crosse	Jr.	10	508	29.9
1989	Byron Womack, Iona	Sr.	15	531	35.4
1990	Nate Kirtman, Pomona-Pitzer	Jr.	14	515	36.8
1991	Tom Reason, Albion	So.	13	423	32.5
1992	Jason Martin, Coe	So.	11	438	39.8
1993	Eric Green, Benedictine (Ill.)	Sr.	19	628	33.1
1994	Brandon Steinheim, Wesley	Fr.	10	422	*42.2
1995	Derrick Brooms, Chicago	Sr.	12	422	35.2
1996	Trevor Shannon, Wartburg	So.	14	501	35.8
1997	Qasim Ward, Mass.-Boston	Fr.	10	314	31.4
1998	Tony Hill, Salisbury	Sr.	14	549	39.2
1999	David Ziegler, John Carroll	Sr.	11	393	35.7
2000	Andy Traetow, Gust. Adolphus	So.	17	584	34.4
2001	Kevin Gniadek, Worcester St.	Sr.	15	469	31.3
2002	Roger Snyder, Wash. & Jeff.	Sr.	19	616	32.4
2003	Derek Stanley, Wis.-Whitewater	Fr.	12	443	36.9
2004	Marcus Washington, Bridgewater (Va.)	Jr.	11	420	38.2
2005	Stuart Sitterson, Wash. & Lee	Fr.	12	408	34.0

*Record. †Ranked on minimum of 1.5 returns per game in 1973; 1.2 from 1974. ††Declared champion; with one more return (making 1.2 per game) for zero yards, still would have highest average (37.7).

All-Purpose Yards

CAREER YARDS PER GAME

(Minimum 3,500 Yards)

Player, Team	Years	G	Rush	Rcv.	Int.	PR	KOR	Yds.	Yd. PG
R.J. Bowers, Grove City	1997-00	40	*7,353	397	0	50	1,453	*9,253	231.3
Paul Smith, Gettysburg	1996-99	40	5,205	758	0	959	2,182	9,104	227.6
Tony Sutton, Wooster	2002-04	30	5,613	320	0	0	482	6,415	213.8
Kirk Matthieu, Maine Maritime	\$1989-93	33	5,107	315	0	254	1,279	6,955	210.8
Carey Bender, Coe	1991-94	39	6,125	1,751	0	7	87	7,970	204.4
Steve Tardif, Maine Maritime	1996-99	39	6,093	643	8	65	1,151	7,960	204.1
Gary Trettel, St. Thomas (Minn.)	1988-90	29	3,483	834	0	0	1,407	5,724	197.4

*Record. \$See Page 10 for explanation.

SEASON YARDS PER GAME

Player, Team	Year	G	Rush	Rcv.	Int.	PR	KOR	Yds.	Yd. PG
Dante Brown, Marietta	†1996	10	2,385	174	0	46	368	*2,973	297.3
R.J. Bowers, Grove City	†1998	10	2,283	51	0	4	538	2,876	287.6
Paul Smith, Gettysburg	†1999	10	1,546	301	0	255	615	2,717	271.7
Carey Bender, Coe	†1994	10	2,243	319	0	7	87	2,656	265.6
Kenneth Sasu, Marietta	1999	9	1,770	82	0	0	374	2,226	247.3
Tony Sutton, Wooster	†2003	9	1,955	161	0	0	87	2,203	244.8
Steve Tardif, Maine Maritime	1999	9	1,567	149	8	0	479	2,203	244.8
Paul Smith, Gettysburg	1998	10	1,515	178	0	191	554	2,438	243.8
Kirk Matthieu, Maine Maritime	†1992	9	1,733	91	0	56	308	2,188	243.1
Guy Leman, Simpson	1998	10	1,788	210	0	0	408	2,406	240.6
Ray Neosh, Coe	1996	9	1,472	273	0	0	403	2,148	238.7
Ricky Gales, Simpson	1989	10	2,035	102	0	0	248	2,385	238.5
R.J. Bowers, Grove City	1999	10	2,098	34	0	0	240	2,372	237.2
Paul Smith, Gettysburg	†1997	10	1,256	102	0	199	805	2,362	236.2
Gary Trettel, St. Thomas (Minn.)	1989	10	1,502	337	0	0	496	2,335	233.5

Player, Team	Year	G	Rush	Rcv.	Int.	PR	KOR	Yds.	Yd. PG
Kirk Matthieu, Maine Maritime	1990	9	1,428	77	0	99	495	2,099	233.2
Gary Trettel, St. Thomas (Minn.)	1990	10	1,620	388	0	0	319	2,327	232.7
Carey Bender, Coe	†1993	10	1,718	601	0	0	0	2,319	231.9

*Record. †National champion.

CAREER YARDS

Player, Team	Years	Rush	Rcv.	Int.	PR	KOR	Yds.
R.J. Bowers, Grove City.....	1997-00	*7,353	397	0	50	1,453	9,253
Paul Smith, Gettysburg	1996-99	5,205	758	0	959	2,182	9,104
Carey Bender, Coe.....	1991-94	6,125	1,751	0	7	87	7,970
Steve Tardif, Maine Maritime.....	1996-99	6,093	643	8	65	1,151	7,960
Blake Elliott, St. John's (Minn.).....	2000-03	688	4,200	0	1,209	1,508	7,605
Kirk Matthieu, Maine Maritime	\$1989-93	5,107	315	0	254	1,279	6,955
Eric Frees, McDaniel	1988-91	5,281	392	0	47	1,158	6,878
Raphael Zammit, Curry	2000-03	4,353	865	0	301	1,131	6,650
Joshua Carter, Muhlenberg.....	1998-01	170	2,733	0	*1,550	2,189	6,642
Joe Dudek, Plymouth St.	1982-85	5,570	348	0	0	243	6,509
Richard Wemer, Grinnell.....	1995-98	1,016	3,133	7	674	1,657	6,487
Tony Sutton, Wooster.....	2002-04	5,613	320	0	0	482	6,415
Trevor Shannon, Wartburg	1995-98	4,292	1,037	0	0	964	6,293
Brett Trichilo, Wilkes	2001-04	5,837	407	0	0	18	6,262
Dante Brown, Marietta	1994-97	4,512	425	0	202	1,040	6,179
Scott Pingel, Westminster (Mo.).....	1996-99	5	*6,108	0	0	0	6,113
Adam Henry, Carleton	1990-93	3,482	601	0	186	1,839	6,108
Kenneth Sasu, Marietta	1997-00	4,727	217	0	0	1,139	6,083
Brad Olson, Lawrence.....	1994-97	5,325	590	0	14	145	6,074
Mark Kacmarnyski, Central (Iowa).....	\$1992-96	5,434	211	0	45	364	6,054
Gary Trettel, St. Thomas (Minn.).....	1988-90	3,724	853	0	0	1,467	6,044

*Record. \$See Page 10 for explanation.

SEASON YARDS

Player, Team	Year	Rush	Rcv.	Int.	PR	KOR	Yds.
Dan Pugh, Mount Union.....	†2002	2,300	382	0	0	507	3,189
Dante Brown, Marietta	†1996	2,385	174	0	46	368	2,973
R.J. Bowers, Grove City.....	†1998	2,283	51	0	4	538	2,876
Blake Elliott, St. John's (Minn.).....	2003	586	1,319	0	223	621	2,749
Paul Smith, Gettysburg	†1999	1,546	301	0	255	615	2,717
Carey Bender, Coe.....	†1994	2,243	319	0	7	87	2,656
Tony Sutton, Wooster.....	†2004	2,240	49	0	0	345	2,634
Fredrick Jackson, Coe.....	2002	1,702	234	0	260	346	2,542
Blake Elliott, St. John's (Minn.).....	2002	72	1,484	0	385	520	2,461
Paul Smith, Gettysburg	1998	1,515	178	0	191	554	2,438
Mark Robinson, St. John Fisher	2004	2,194	232	0	0	0	2,426
Justin Beaver, Wis.-Whitewater	2005	*2,420	0	0	0	0	2,420
Theo Blanco, Wis.-Stevens Point.....	1987	454	1,616	0	245	103	2,418
Guy Leman, Simpson	1998	1,788	210	0	0	408	2,406
Ricky Gales, Simpson.....	1989	2,035	102	0	0	248	2,385
R.J. Bowers, Grove City.....	1999	2,098	34	0	0	240	2,372
Paul Smith, Gettysburg	†1997	1,256	102	0	199	805	2,362
Gary Trettel, St. Thomas (Minn.).....	1989	1,502	337	0	0	496	2,335
Gary Trettel, St. Thomas (Minn.).....	1990	1,620	388	0	0	319	2,327
Brett Trichilo, Wilkes	2003	2,175	149	0	0	0	2,324

*Record. †National champion.

ANNUAL CHAMPIONS

Year	Player, Team	Class	Rush	Rcv.	Int.	PR	KOR	Yds.	Yd. PG
1992	Kirk Matthieu, Maine Maritime	Jr.	1,733	91	0	56	308	2,188	243.1
1993	Carey Bender, Coe	Jr.	1,718	601	0	0	0	2,319	231.9
1994	Carey Bender, Coe	Sr.	2,243	319	0	7	87	2,656	265.6
1995	Brad Olson, Lawrence	So.	1,760	279	0	0	0	2,039	226.6
1996	Dante Brown, Marietta.....	Jr.	2,385	174	0	46	368	2,973	*297.3
1997	Paul Smith, Gettysburg	So.	1,256	102	0	199	805	2,362	236.2
1998	R.J. Bowers, Grove City	So.	2,283	51	0	4	538	2,876	287.6
1999	Paul Smith, Gettysburg.....	Sr.	1,546	301	0	255	615	2,717	271.7
2000	Jamal Robertson, Ohio Northern.....	Sr.	1,664	300	0	0	344	2,308	230.8
2001	Chris Sullivan, Wash. & Lee.....	Jr.	1,189	268	16	204	347	2,024	202.4
2002	Dan Pugh, Mount Union.....	Sr.	2,300	382	0	0	507	*3,189	227.8
2003	Tony Sutton, Wooster	Jr.	1,955	161	0	0	87	2,203	244.8
2004	Tony Sutton, Wooster	Sr.	2,240	49	0	0	345	2,634	219.5
2005	Lindy Crea, Hartwick	So.	1,115	581	0	0	583	2,279	227.9

*Record.



Hartwick Sports Information

Lindy Crea rushed for more than 1,100 yards, and compiled nearly 600 yards in both receiving and kickoff returns, to earn the Division III all-purpose yards title last year. The Hartwick standout averaged 227.9 yards per game.

Field Goals

CAREER FIELD GOALS

Player, Team	Years	Made	Atts.	Pct.
Ken Edelman, Mount Union (S)	1987-90	52	71	.732
Carlos Martinez, Buena Vista (S)	1998-01	48	*75	.640
Ted Swan, Colorado Col. (S)	1973-76	43	57	.754
Jim Hever, Rhodes (S)	1982-85	42	66	.636
Manny Matsakis, Capital (C)	1980-83	40	66	.606
Doug Hart, Grove City (S)	1985-88	40	71	.563
Mike Duvic, Dayton (S)	1986-89	38	49	\$.776
Jeff Reitz, Lawrence (C)	1974-77	37	60	.617
Dan Deneher, Montclair St. (S)	1978-79, 81-82	37	65	.569
Brian Klesath, Ill. Wesleyan (S)	2000-03	37	53	.698
Jim Flynn, Gettysburg (S)	1982-85	37	68	.544

*Record. \$Declared record; with one more attempt (making 50), failed, still would have highest percentage (.760). (C) Conventional kicker. (S) Soccer-style kicker.

SEASON FIELD GOALS

Player, Team	Year	Made	Atts.	Pct.
Ken Edelman, Mount Union (S)	↑1990	20	27	.741
Lucas Raschke, Wis.-Oshkosh (S)	↑2004	19	21	.905
Scott Ryerson, UCF (S)	↑1981	18	*29	.621
Rhett Soltas, Norwich (S)	↑2003	18	22	.818
Garrett Wales, Linfield (S)	2003	18	22	.818
Matt Verenini, Rensselaer (S)	2003	18	23	.783
Will Bean, St. John Fisher (S)	2004	18	22	.818
Geoff Troy, Merchant Marine (S)	↑2005	18	21	.857
Carlos Martinez, Buena Vista (S)	↑2000	17	24	.708
Dennis Unger, Albright (S)	↑1995	16	20	.800
George Merrill, Albright (S)	↑2001	16	26	.615
Christopher Reed, Muhlenberg (S)	2002	16	21	.762
Cliff Eisenhunt, Union (N.Y.) (S)	2003	16	21	.762
Jeff Reitz, Lawrence (C)	↑1975	15	26	.577
Gary Potter, Hamline (C)	↑1984	15	21	.714
Ken Edelman, Mount Union (S)	1988	15	17	.882
Steve Graeca, John Carroll (S)	↑1988	15	16	*.938
Haakon Nelson, St. Olaf (S)	↑1999	15	20	.750
Sean Lipscomb, Redlands (S)	2000	15	25	.600
Ben Lambert, Washington-St. Louis (S)	↑2002	15	21	.714

*Record. †National champion. (C) Conventional kicker. (S) Soccer-style kicker.

ANNUAL CHAMPIONS

Year	Player, Team	Class	Made	Atts.	Pct.	PG
1973	Chuck Smeltz, Susquehanna (C)	Jr.	10	14	.714	1.11
1974	Ted Swan, Colorado Col. (S)	So.	13	15	.867	1.44
1975	Jeff Reitz, Lawrence (C)	So.	15	26	.577	1.67
1976	Mark Sniegocki, Bethany (W.V.) (C)	So.	11	14	.786	1.22
1977	Bob Unruh, Wheaton (Ill.) (S)	Jr.	11	14	.786	1.22
1978	Craig Walker, McDaniel (C)	So.	13	24	.542	1.44
1979	Jeff Holter, Concordia-M'head (S)	Jr.	12	15	.800	1.33
1980	Jeff Holter, Concordia-M'head (S)	Sr.	13	19	.684	1.30
1981	Scott Ryerson, UCF (S)	So.	18	*29	.621	1.80
1982	Manny Matsakis, Capital (C)	Jr.	13	20	.650	1.44
1983	Mike Farrell, Adrian (S)	So.	12	21	.571	1.33
1984	Gary Potter, Hamline (C)	Jr.	15	21	.714	1.50
1985	Joe Bevelhimer, Wabash (C)	Sr.	14	22	.636	1.40
1986	Jim Hever, Rhodes (S)	Sr.	14	23	.609	1.40
1987	Tim Dewberry, Occidental (C)	Sr.	13	21	.619	1.44
1988	Doug Dickason, John Carroll (S)	Sr.	13	21	.619	1.44
1988	Steve Graeca, John Carroll (S)	Fr.	15	16	*.938	1.67
1989	Dave Bergmann, San Diego (S)	So.	14	18	.778	1.56
1990	Rich Egal, Merchant Marine (S)	Fr.	14	22	.636	1.56
1990	Ken Edelman, Mount Union (S)	Sr.	*20	27	.741	*2.00
1991	Greg Harrison, Union (N.Y.) (S)	So.	12	16	.750	1.33
1992	Todd Holthaus, Rose-Hulman (S)	Jr.	13	19	.684	1.30
1993	Steve Milne, Brockport St. (S)	Sr.	13	16	.813	1.30
1994	Chris Kondik, Baldwin-Wallace (S)	Fr.	13	17	.765	1.30
1995	Dennis Unger, Albright (S)	So.	16	20	.800	1.60
1996	Roger Egbert, Union (N.Y.) (S)	Sr.	11	15	.733	1.22
1997	Ryan Boutwell, Gust. Adolphus (S)	Jr.	13	18	.722	1.30
1998	David Vitatoo, John Carroll (S)	Jr.	13	16	.813	1.30
1998	Michael Padgett, Bridgewater (Va.) (S)	Sr.	13	23	.565	1.30
1999	Ryan Geisler, Cal Lutheran (S)	Jr.	14	18	.778	1.56
2000	Carlos Martinez, Buena Vista (S)	Jr.	17	24	.708	1.70
2001	George Merrill, Albright (S)	Sr.	16	26	.615	1.60
2002	Ben Lambert, Washington-St. Louis (S)	So.	15	21	.714	1.50
2003	Rhett Soltas, Norwich (S)	Jr.	18	22	.818	1.64
2004	Lucas Raschke, Wis.-Oshkosh (S)	Fr.	19	21	.908	1.90
2005	Geoff Troy, Merchant Marine (S)	Fr.	18	21	.857	1.80

*Record. (C) Conventional kicker. (S) Soccer-style kicker.

All-Time Longest Plays

Since 1941, official maximum length of all plays fixed at 100 yards.

RUSHING

Yds.	Player, Team (Opponent)	Year
99	Jay Bernardo, Rensselaer (Endicott)	2005
99	Neil Suckow, Coe (Simpson)	2005
99	T.J. Miller, Buena Vista (Simpson)	2003
99	Derek Garrod, Ohio Northern (Wilmington [Ohio])	2002
99	Reggie Boyce, Salisbury (Chowan)	2000
99	Bill Casey, Mass.-Dartmouth (Norwich)	1995
99	Kelly Wilkinson, Principia (Trinity Bible)	1995
99	Derrick Johnson, Kenyon (Denison)	1994
99	Arnie Boigner, Ohio Northern (Muskingum)	1992
99	Reese Wilson, MacMurray (Eureka)	1986
99	Don Patria, Rensselaer (Mass.-Lowell)	1981
99	Kevin Doherty, Mass. Maritime (New Haven)	1980
99	Sam Halliston, Albany (N.Y.) (Norwich)	1977

PASSING

Yds.	Passer-Receiver, Team (Opponent)	Year
99	Clay Groefsema-Shawn Watson, Redlands (Whittier)	2001
99	Dan Pincelli-John Nowak, Hartwick (Union [N.Y.]	1999
99	Greg Kaiser-Mark Warder, St. Thomas (Minn.) (Augsburg)	1998
99	Brian Partlow-Sean Eaton, Randolph-Macon (Catholic)	1998
99	Tim Vinyard-L.C. Lewis, Coe (Loras)	1998
99	Dave Johnson-Kevin McGuirk, Kean (Lycoming)	1998
99	Eric Black-R.J. Hoppe, Carroll (Wis.) (Lake Forest)	1996
99	Mike Schultz-R.J. Hoppe, Carroll (Wis.) (Ripon)	1995
99	Mike Magistrelli-Jason Martin, Coe (Quincy)	1994
99	Jim Connelly-Duane Martin, Wesley (FDU-Florham)	1993
99	Marc Klausner-Eric Frink, Pace (Hobart)	1992
99	Carlos Nazario-Ray Marshall, St. Peter's (Georgetown)	1991
99	Mike Jones-Warren Tweedy, Frostburg St. (Waynesburg)	1990
99	Chris Etzler-Andy Nowlin, Bluffton (Urbana)	1990
99	John Clark-Pete Balistreri, Wis.-Eau Claire (Minn. Duluth)	1989
99	Kelly Sandidge-Mark Green, Centre (Sewanee)	1988
99	Mike Francis-John Winter, Carleton (Trinity [Tex.]	1983
99	Rich Boling-Lewis Borsellino, DePauw (Valparaiso)	1976
99	John Wicinski-Donnell Lipford, John Carroll (Allegheny)	1975
99	Jack Berry-Mercer West, Wash. & Lee (Hampden-Sydney)	1974
99	Gary Shope-Rick Rudolph, Juniata (Moravian)	1973

INTERCEPTION RETURNS

Forty-two players have returned interceptions 100 yards. The most recent:

Yds.	Player, Team (Opponent)	Year
100	Jabrill Joseph, Rowan (Wilkes)	2005
100	O.J. Gulley, Linfield (Wis.-La Crosse)	2004
100	Thom Hausler, Capital (Otterbein)	2003
100	Mike Zauhar, St. John's (Minn.) (Mount Union)	2003
100	Adam Hewitt, Wittenberg (Denison)	2003
100	Ryan Repko, Lycoming (Widener)	2003
100	Matt Diercks, Gust. Adolphus (Augsburg)	2003
100	Greg Morrow, Wilmington (Ohio) (Mt. St. Joseph's)	2003
100	George Twitty, Sewanee (Hampden-Sydney)	2003
100	Kevin Wingo, Maryville (Tenn.) (Centre)	2000
100	Wes Bradley, Sewanee (Millsaps)	2000
100	Jeremy Jones, Mississippi Col. (Austin)	1999
100	Duane Manson, Wesley (Stonehill)	1998
100	Michael Turner, Chicago (Rose-Hulman)	1998
100	Brian McConnell, Kenyon (Oberlin)	1998
100	Terrance Oliver, Delaware Valley (Lebanon Valley)	1997

PUNT RETURNS

Yds.	Player, Team (Opponent)	Year
99	Robert Middlebrook, Knoxville (Miles)	1985
98	Mark Griggs, Wooster (Oberlin)	1980
98	Ron Mabry, Emory & Henry (Maryville [Tenn.]	1973
97	Rob Allard, Nichols (Curry)	1991
97	Leon Kornegaey, Carthage (Millikin)	1985
96	Marvin Robbins, Salisbury (Wesley)	1987
96	Gary Martin, Muskingum (Wooster)	1976
95	Taylor Ramos, Delaware Valley (FDU-Florham)	2003
95	Tyrone Croom, Susquehanna (Delaware Valley)	1993
95	Brian Sarver, William Penn (Dubuque)	1992
95	Todd Steele, Monmouth (Ill.) (St. Norbert)	1990
95	Stan Thompson, Knoxville (Livingstone)	1982

KICKOFF RETURNS

Fifty-three players have returned kickoffs 100 yards. The most recent:

Yds.	Player, Team (Opponent)	Year
100	Adamis Gonzalez, Western Conn. St. (TCNJ)	2005
100	Sean Buggiey, Westminster (Pa.) (Wash. & Jeff.)	2005
100	Will Groff, Cortland St. (St. John Fisher)	2003
100	Micah Rushing, Guilford (Methodist)	2003
100	Matt Diercks, Gust. Adolphus (Augsburg)	2003
100	Gino Gosciaco, Menlo (La Verne)	2001
100	Joel Robnett, Whitworth (Chapman)	2000
100	Paul Sage, Colorado Col. (Pomona-Pitzer)	1999
100	Greg Ortberg, Dubuque (Upper Iowa)	1999
100	Michael Kirtman, Pomona-Pitzer (Colorado Col.)	1999
100	Scott Meinerz, Concordia (Ill.) (Principia)	1998
100	Lamar Wilson, Buffalo St. (Rochester)	1998
100	Jeff Rogers, Albright (Wm. Paterson)	1998
100	Eric Green, Benedictine (Ill.) (Carthage)	1992

PUNTS

Yds.	Player, Team (Opponent)	Year
90	Sean Lipscomb, Redlands (Pomona-Pitzer)	2002
90	Dan Heeren, Coe (Lawrence)	1974

Yds.	Player, Team (Opponent)	Year
88	Steve Vagedes, Ohio Northern (Capital)	1999
86	David Anastasi, Buffalo (John Carroll)	1989
86	Dana Loucks, Buffalo (Frostburg St.)	1987
86	John Pavlik, Wabash (Centre)	1978
85	Jeff Shea, Cal Lutheran (Azusa Pacific)	1996
84	Kevin Malone, Knox (Illinois Col.)	2005
84	Todd Whitehurst, Menlo (Cal Lutheran)	1997
84	Rob Sarvis, Norwich (Western Conn. St.)	1995
84	Jason Berg, Mass. Maritime (Fitchburg St.)	1989

FIELD GOALS

Yds.	Player, Team (Opponent)	Year
62	Dom Antonini, Rowan (Salisbury)	1976
61	Jeremy Seeton, East Tex. Baptist (Mississippi Col.)	2005
60	Rick Brands, Alma (Franklin)	1998
59	Chris Gustafson, Carroll (Wis.) (North Park)	1985
59	Hartmut Strecker, Dayton (Iowa St.)	1977
57	Scott Fritz, Wartburg (Simpson)	1982
57	Kevin Shea, St. Mary's (Cal.) (Oregon Tech)	1976

Team Champions

Annual Offense Champions

TOTAL OFFENSE

Year	Team	Avg.
1973	San Diego	441.0
1974	Ithaca	487.9
1975	Frank. & Marsh.	439.4
1976	St. John's (Minn.)	451.8
1977	St. John's (Minn.)	437.5
1978	Lawrence	432.6
1979	Norwich	465.2
1980	Widener	459.0
1981	Middlebury	446.5
1982	West Ga.	470.6
1983	Elmhurst	483.3
1984	Alma	465.1
1985	St. Thomas (Minn.)	446.9
1986	Mount Union	452.8
1987	Samford	523.1
1988	Wagner	465.9
1989	Simpson	514.0
1990	Hofstra	505.7
1991	St. John's (Minn.)	503.8
1992	Mount Union	463.7
1993	St. John's (Minn.)	549.7
1994	Allegheny	543.8
1995	Mount Union	495.8
1996	Albion	538.0
1997	Simpson	*565.3
1998	Westminster (Mo.)	561.2
1999	Mount Union	559.5
2000	Mount Union	530.0
2001	Rowan	526.8
2002	Trinity (Tex.)	517.7
2003	Mount Union	523.4
2004	Linfield	510.8
2005	Hampden-Sydney	525.2

*Record.

RUSHING OFFENSE

Year	Team	Avg.
1973	Widener	361.7
1974	Albany (N.Y.)	361.6
1975	Widener	345.8
1976	St. John's (Minn.)	348.9
1977	St. John's (Minn.)	315.3
1978	Ithaca	320.1
1979	Norwich	383.1
1980	Widener	317.5

Year	Team	Avg.
1981	Augustana (Ill.)	313.6
1982	West Ga.	319.6
1983	Augustana (Ill.)	345.7
1984	Augustana (Ill.)	338.4
1985	Denison	351.0
1986	Wis.-River Falls	361.4
1987	Augustana (Ill.)	369.1
1988	Tufts	369.0
1989	Wis.-River Falls	388.5
1990	Ferrum	*434.7
1991	Ferrum	361.4
1992	Wis.-River Falls	315.6
1993	Chicago	324.8
1994	Wis.-River Falls	336.7
1995	Lawrence	344.0
1996	Springfield	351.2
1997	Wis.-River Falls	365.6
1998	Wis.-River Falls	393.9
1999	Springfield	375.3
2000	Springfield	427.5
2001	Augustana (Ill.)	389.4
2002	Springfield	356.7
2003	Springfield	398.5
2004	Olivet	417.1
2005	Ferrum	361.4

*Record.

PASSING OFFENSE

Year	Team	Avg.
1973	San Diego	231.7
1974	Benedictine (Ill.)	255.4
1975	St. Norbert	227.7
1976	Occidental	255.4
1977	Southwestern	257.8
1978	Claremont-M-S	331.7
1979	Claremont-M-S	250.1
1980	Occidental	255.9
1981	Wis.-Stevens Point	288.9
1982	Wheaton (Ill.)	308.7
1983	Wheaton (Ill.)	380.4
1984	Wheaton (Ill.)	351.6
1985	Wheaton (Ill.)	371.6
1986	Pace	286.9
1987	Wis.-Stout	314.6
1988	Wis.-Stevens Point	356.7
1989	Wis.-Stevens Point	380.4
1990	Hofstra	342.2
1991	St. John's (Minn.)	302.8
1992	Mass.-Boston	337.0

Year	Team	Avg.
1993	Mount Union	352.8
1994	Hanover	351.3
1995	Hanover	362.8
1996	Alma	368.3
1997	Lakeland	357.3
1998	Westminster (Mo.)	488.8
1999	Redlands	421.8
2000	Menlo	*530.0
2001	Wis.-Platteville	358.8
2002	Case Reserve	370.6
2003	Anderson (Ind.)	383.6
2004	Linfield	375.8
2005	Catholic	434.6

*Record.

SCORING OFFENSE

Year	Team	Avg.
1973	San Diego	40.1
1974	Frank. & Marsh.	45.1
1975	Frank. & Marsh.	38.2
1976	St. John's (Minn.)	42.5
1977	Lawrence	38.2
1978	Georgetown	36.5
1979	Wittenberg	39.7
1980	Widener	43.3
1981	Lawrence	35.3
1982	West Ga.	42.1
1983	Elmhurst	38.1
1984	Hope	40.3
1985	Salisbury	39.5
1986	Dayton	40.8
1987	Samford	51.7
1988	Central (Iowa)	37.6
1989	Ferrum	46.7
1990	Ferrum	47.3
1991	Union (N.Y.)	46.1
1992	Coe	46.4
1993	St. John's (Minn.)	*61.5
1994	St. John's (Minn.)	47.1
1995	Chapman	47.2
1996	Albion	50.8
1997	Mount Union	54.5
1998	MacMurray	48.2
1999	Mount Union	53.4
2000	Mount Union	49.1
2001	Rowan	50.6
2002	Mount Union	46.7
2003	Hampden-Sydney	47.2
2004	Linfield	50.0
2005	Linfield	47.9

*Record.

Annual Defense Champions

TOTAL DEFENSE

Year	Team	Avg.
1973	Doane	144.3
1974	Alfred	153.6
1975	Lycoming	133.1
1976	Albion	129.9
1977	Knoxville	*94.0
1978	Bowie St.	112.3
1979	Catholic	116.9
1980	Maine Maritime	127.2
1981	Millsaps	147.6
1982	Plymouth St.	122.2
1983	Lycoming	154.5
1984	Swarthmore	159.2
1985	Augustana (Ill.)	149.1
1986	Augustana (Ill.)	136.2
1987	Plymouth St.	135.3
1988	Plymouth St.	143.6
1989	Frostburg St.	119.7
1990	Bentley	139.8
1991	Wash. & Jeff.	143.0
1992	Bentley	184.5
1993	Wash. & Jeff.	142.4
1994	Wash. & Jeff.	165.3
1995	Mass. Maritime	161.2
1996	Worcester St.	125.8
1997	Salve Regina	146.0
1998	St. John's (Minn.)	182.6
1999	Washington-St. Louis	192.1
2000	Ferrum	165.5
2001	Westfield St.	188.0
2002	Westfield St.	175.6
2003	Trinity (Conn.)	186.8
2004	Muhlenberg	195.5
2005	Trinity (Conn.)	165.9

*Record.

RUSHING DEFENSE

Year	Team	Avg.
1973	Oregon Col.	61.2
1974	Millersville	57.2
1975	Cal Lutheran	62.4
1976	Lycoming	44.3
1977	Knoxville	*2.3
1978	McDaniel	43.4
1979	Catholic	46.4
1980	Maine Maritime	3.2
1981	Augustana (Ill.)	30.7
1982	Lycoming	34.2
1983	DePauw	41.6
1984	Swarthmore	40.0
1985	Augustana (Ill.)	35.1
1986	Dayton	13.5
1987	Lycoming	35.4
1988	Worcester St.	43.9
1989	Frostburg St.	49.7
1990	Ohio Wesleyan	18.9
1991	Wash. & Jeff.	64.6
1992	Bridgewater St.	43.2
1993	Wash. & Jeff.	19.1
1994	Wash. & Jeff.	23.7
1995	Marietta	46.2
1996	Worcester St.	20.3
1997	Mount Union	48.6
1998	Widener	31.4
1999	Rowan	35.9
2000	Chicago	44.2
2001	Mary Hardin-Baylor	31.8
2002	Wis.-Stout	50.0
2003	Trinity (Conn.)	49.9
2004	Rockford	67.3
2005	Trinity (Conn.)	40.6

*Record.

PASSING DEFENSE

Year	Team	\$Avg.
1973	Nichols	53.0
1974	Findlay	49.2
1975	Wash. & Jeff.	56.0

Year	Team	Avg.
1976	Mass. Maritime	*48.5
1977	Hofstra	49.4
1978	Bowie St.	64.7
1979	Wagner	59.5
1980	Williams	63.8
1981	Plymouth St.	66.9
1982	Plymouth St.	48.8
1983	Muhlenberg	76.4
1984	Bridgewater St.	68.7
1985	Bridgewater St.	77.3
1986	Knoxville	83.2
1987	New Jersey City	67.0
1988	Colorado Col.	78.9
1989	Frostburg St.	70.0
1990	Bentley	47.4
1991	Wash. & Jeff.	50.3
1992	St. Peter's	51.7
1993	Worcester St.	50.0
1994	Worcester St.	69.2
1995	Union (N.Y.)	54.6
1996	Worcester St.	50.6
1997	Salve Regina	57.3
1998	Wittenberg	64.7
1999	Union (N.Y.)	69.7
2000	Hobart	48.5
2001	Johns Hopkins	64.2
2002	Brockport St.	71.4
2003	Johns Hopkins	61.4
2004	Worcester St.	74.7
2005	Westfield St.	76.8

*Record. \$Beginning in 1990, ranked on passing efficiency defense rating points instead of per-game yardage allowed.

SCORING DEFENSE

Year	Team	Avg.
1973	Fisk	6.4
	Slippery Rock	6.4
1974	Central (Iowa)	6.9
	Rhodes	6.9
1975	Millsaps	5.0
1976	Albion	5.4
1977	Central (Iowa)	5.0
1978	Minn.-Morris	5.9
1979	Carnegie Mellon	4.9
1980	Millsaps	*3.4
1981	Baldwin-Wallace	3.9
1982	West Ga.	4.6
1983	Carnegie Mellon	5.3
1984	Union (N.Y.)	4.6
1985	Augustana (Ill.)	4.7
1986	Augustana (Ill.)	5.1
1987	Plymouth St.	6.2
1988	Plymouth St.	6.5
1989	Millikin	4.8
1990	Bentley	4.5
1991	Mass.-Lowell	5.4
1992	Dayton	6.7
1993	Wash. & Jeff.	6.1
1994	Trinity (Tex.)	6.2
1995	Wash. & Jeff.	5.6
	Williams	5.6
1996	Amherst	8.4
1997	Mount Union	5.6
1998	Wittenberg	5.3
1999	Lycoming	6.0
2000	Brockport St.	5.5
2001	Amherst	6.1
2002	Brockport St.	9.4
2003	Trinity (Conn.)	3.8
2004	Trinity (Conn.)	6.5
2005	Trinity (Conn.)	4.5

*Record.

Other Annual Team Champions

NET PUNTING

Year	Team	Avg.
1992	San Diego	39.2
1993	Benedictine (Ill.)	38.9

Year	Team	Avg.
1994	Redlands	37.9
1995	Hardin-Simmons	37.9
1996	Cal Lutheran	39.0
1997	John Carroll	40.7
1998	Chapman	39.8
1999	Ohio Northern	41.3
2000	Redlands	40.6
2001	Central (Iowa)	38.0
2002	East Tex. Baptist	38.6
2003	Linfield	38.9
2004	Wittenberg	40.8
2005	Augsburg	37.7

PUNT RETURNS

Year	Team	Avg.
1992	Occidental	18.7
1993	Curry	17.9
	Wheaton (Ill.)	17.9
1994	Frostburg St.	15.2
1995	Ohio Northern	16.5
1996	Howard Payne	17.4
1997	Juniata	18.4
1998	Ithaca	22.5
1999	Westminster (Mo.)	20.1
2000	Greenville	16.7
2001	Guilford	24.5
2002	Whittier	20.3
2003	Wesley	18.7
2004	Bridgewater (Va.)	17.8
2005	Averett	17.3

KICKOFF RETURNS

Year	Team	Avg.
1992	Thomas More	27.7
1993	St. John's (Minn.)	28.9
1994	Buffalo St.	26.8
1995	Howard Payne	29.5
1996	Trinity (Conn.)	30.1
1997	McDaniel	29.2
1998	John Carroll	29.5
1999	Muhlenberg	28.7
2000	McDaniel	26.4
2001	Mount Union	26.5
2002	Wabash	27.5
2003	DePauw	25.6
2004	Trinity (Conn.)	25.5
2005	Wash. & Lee	29.4

TURNOVER MARGIN

Year	Team	Avg.
1992	Illinois Col.	2.44
1993	Trinity (Conn.)	2.87
1994	Dickinson	2.70
1995	Thomas More	2.80
1996	DePauw	2.50
1997	Rensselaer	2.22
1998	McDaniel	2.30
	Warburg	2.30
1999	Rensselaer	2.44
2000	Bethel (Minn.)	2.80
2001	Western Conn. St.	2.63
2002	Mass.-Dartmouth	2.67
2003	Concordia (Wis.)	2.30
2004	Carthage	2.31
2005	Endicott	2.30

MOST IMPROVED

Year	Team	Imp.
1996	DePauw	.6
1997	Grove City	6½
1998	Curry	.6
1999	Ursinus	.6
2000	Wis.-Stout	7½
2001	Westfield St.	.6
2002	Westminster (Mo.)	5½
2003	Delaware Valley	6½
2004	Carthage	6½
2005	Defiance	.5

2005 Most-Improved Teams

Team (Coach)	2005	2004	\$Games Improved
Defiance (Robert Taylor)	6-4	1-9	5
Ferrum (Dave Davis)	9-2	4-6	4½
Wis.-Whitewater (Bob Berezowitz)	14-1	7-3	4½
Bowdoin (Dave Caputi)	6-2	2-6	4
Guilford (Kevin Kiesel)	5-5	1-9	4

Team (Coach)	2005	2004	\$Games Improved
Kenyon (Ted Stanley)	6-4	2-8	4
Wabash (Chris Creighton)	11-1	6-4	4
Frostburg St. (Rubin Stevenson)	6-5	2-8	3½
Maine Maritime (Christopher McKenney)	7-3	3-6	3½
Union (N.Y.) (John Audino)	11-1	6-3	3½

\$To determine games improved, add the difference in victories between the two seasons to the difference in losses, then divide by two. Includes postseason.

All-Time Team Won-Lost Records

Includes records as a senior college only, minimum 20 seasons of competition since 1937. Postseason games are included, and each tie game is computed as half won and half lost.

BY PERCENTAGE (TOP 25)

Team	Yrs.	Won	Lost	Tied	Pct.
St. John's (Minn.)	95	528	217	24	.702
Wis.-La Crosse	81	503	215	40	.690
Linfield	91	490	235	30	.669
Ithaca	73	411	205	11	.664
Wittenberg	112	656	334	31	.658
Augustana (Ill.)	93	496	264	28	.647
Concordia (Wis.)	26	157	85	3	.647
Pacific Lutheran	77	429	234	33	.640
Plymouth St.	36	219	123	7	.638
Wis.-Whitewater	81	436	244	21	.637
Central (Iowa)	97	520	294	26	.635
Concordia-M'head	86	453	257	38	.631
Baldwin-Wallace	101	516	298	30	.629
Williams	120	589	339	47	.628
Wash. & Jeff.	114	626	364	40	.627
Montclair St.	75	390	229	20	.626
Widener	125	615	375	38	.617
Rowan	46	277	171	8	.616
Hardin-Simmons	68	376	228	36	.616
Worcester St.	21	126	79	0	.615
Mount Union	108	613	378	38	.614
Millikin	100	505	313	28	.613
Cal Lutheran	44	256	161	7	.612
Lycoming	56	306	192	11	.612
Wesley	20	122	78	1	.609

BY VICTORIES (TOP 25)

Team	Yrs.	Won	Lost	Tied	Pct.
Wittenberg	112	656	334	31	.658
Wash. & Jeff.	114	626	364	40	.627
Widener	125	615	375	38	.617
Mount Union	108	613	378	38	.614
Williams	120	589	339	47	.628
Wabash	119	567	366	59	.601
Amherst	126	563	393	54	.584
Frank. & Marsh.	118	556	437	47	.557
Albion	119	551	349	43	.607
Ohio Wesleyan	116	536	446	44	.544
St. John's (Minn.)	95	528	217	24	.702
Coe	113	523	355	37	.592
Central (Iowa)	97	520	294	26	.635
Centre	113	520	383	37	.573
Baldwin-Wallace	101	516	298	30	.629
Gettysburg	113	509	464	42	.522
Millikin	100	505	313	28	.613
Wis.-La Crosse	81	503	215	40	.690
DePauw	118	502	449	41	.527
Trinity (Conn.)	121	502	338	41	.593
Denison	116	498	436	57	.531
Augustana (Ill.)	93	496	264	28	.647
McDaniel	111	495	408	48	.546
Ill. Wesleyan	113	491	364	41	.571
Springfield	112	491	412	55	.541

ALPHABETICAL

(No minimum seasons of competition)

Team	Yrs.	Won	Lost	Tied	Pct.
Adrian	103	346	425	18	.450
Albion	119	551	349	43	.607
Albright	91	384	422	22	.477

Team	Yrs.	Won	Lost	Tied	Pct.
Alfred	107	429	345	45	.551
Allegheny	109	459	390	44	.539
Alma	109	461	369	27	.554
Amherst	126	563	393	54	.584
Anderson (Ind.)	59	266	263	12	.503
Augsburg	74	190	416	18	.319
Augustana (Ill.)	93	496	264	28	.647
Aurora	20	107	75	3	.586
Austin	105	413	451	39	.479
Averett	6	23	34	0	.404
Baldwin-Wallace	101	516	298	30	.629
Bates	110	295	481	46	.387
Becker	1	0	8	0	.000
Beloit	115	400	475	47	.459
Benedictine (Ill.)	84	274	351	24	.441
Bethany (W.V.)	108	322	512	34	.391
Bethel (Minn.)	53	206	272	8	.432
Blackburn	17	35	119	0	.227
Bluffton	83	279	382	23	.425
Bowdoin	114	368	454	44	.450
Bridgewater (Va.)	61	194	325	11	.376
Bridgewater St.	46	222	178	7	.554
Brockport St.	59	199	290	14	.410
Buena Vista	99	399	370	28	.518
Buffalo St.	25	118	122	0	.492
Cal Lutheran	44	256	161	7	.612
Capital	82	327	338	27	.492
Carleton	111	440	392	25	.528
Carnegie Mellon	97	463	338	29	.575
Carroll (Wis.)	101	404	332	38	.547
Carthage	108	404	391	42	.508
Case Reserve	36	134	201	4	.401
Catholic	60	252	254	13	.498
Central (Iowa)	97	520	294	26	.635
Centre	113	520	383	37	.573
Chapman	22	64	106	7	.381
Chicago	86	378	352	33	.517
Chris. Newport	5	34	19	0	.642
Claremont-M-S	48	161	258	5	.386
Coast Guard	82	277	387	19	.419
Coe	113	523	355	37	.592
Colby	112	339	441	33	.437
Colorado Col.	120	454	451	35	.502
Concordia (Ill.)	67	177	351	19	.341
Concordia (Wis.)	26	157	85	3	.647
Concordia-M'head	86	453	257	38	.631
Cornell College	115	479	405	33	.540
Cortland St.	79	343	286	27	.543
Curry	42	167	200	7	.456
Defiance	83	332	359	20	.481
Delaware Valley	58	230	277	10	.455
Denison	116	498	436	57	.531
DePauw	118	502	449	41	.527
Dickinson	116	443	501	55	.471
Dubuque	83	275	406	25	.407
Earlham	115	343	525	23	.398
East Tex. Baptist	6	32	30	0	.516
Elmhurst	86	266	431	24	.386
Emory & Henry	90	476	367	19	.563
Endicott	3	17	12	0	.586
Eureka	71	173	389	26	.316
FDU-Florham	32	84	207	1	.289
Ferrum	21	127	84	1	.601
Fitchburg St.	22	56	147	1	.277
Framingham St.	32	93	194	2	.325

Team	Yrs.	Won	Lost	Tied	Pct.
Franklin	105	378	467	31	.449
Frank. & Marsh.	118	556	437	47	.557
Frostburg St.	45	216	208	8	.509
Gettysburg	113	509	464	42	.522
Greensboro	9	26	62	0	.295
Greenville	10	33	66	0	.333
Grinnell	115	386	513	33	.432
Grove City	111	436	450	60	.493
Guilford	100	272	536	26	.342
Gust. Adolphus	90	437	295	21	.594
Hamilton	113	344	453	47	.435
Hamline	114	394	420	30	.485
Hampden-Sydney	111	469	419	38	.527
Hanover	109	433	379	29	.532
Hardin-Simmons	68	376	228	36	.616
Hartwick	34	113	159	13	.419
Heidelberg	110	417	475	41	.469
Hiram	107	254	558	32	.320
Hobart	112	426	447	39	.488
Hope	96	389	305	38	.557
Howard Payne	98	459	399	38	.533
Huntingdon	2	12	7	0	.632
Husson	3	5	19	0	.208
Illinois Col.	109	378	449	36	.459
Ill. Wesleyan	113	491	364	41	.571
Ithaca	73	411	205	11	.664
John Carroll	83	415	284	37	.589
Johns Hopkins	121	431	453	57	.488
Juniata	83	339	343	22	.497
Kalamazoo	111	376	445	41	.460
Kean	34	118	203	9	.371
Kenyon	116	331	555	47	.380
King's (Pa.)	31	99	157	8	.390
Knox	112	389	496	43	.442
La Verne	80	309	346	18	.473
Lake Forest	113	392	435	55	.476
Lakeland	70	293	274	13	.516
Lawrence	112	473	378	29	.554
Lebanon Valley	105	359	509	36	.417
Lewis & Clark	60	243	260	13	.484
Linfield	91	490	235	30	.669
Loras	79	340	296	30	.533
Louisiana Col.	10	27	65	0	.293
Luther	92	397	345	21	.534
Lycoming	56	306	192	11	.612
Macalester	103	242	510	29	.328
MacMurray	21	113	93	1	.548
Maine Maritime	60	244	240	9	.504
Manchester	80	240	414	20	.371
Maranatha Baptist	46	129	175	5	.426
Marietta	111	387	501	36	.438
Martin Luther	107	353	342	31	.508
Mary Hardin-Baylor	8	65	22	0	.747
Maryville (Tenn.)	108	411	468	35	.469
Mass.-Dartmouth	18	106	71	0	.599
MIT	18	56	96	1	.369
Mass. Maritime	33	150	149	1	.502
McDaniel	111	495	408	48	.546
McMurry	80	323	411	35	.443
Menlo	20	77	107	2	.419
Merchant Marine	61	272	280	13	.493
Methodist	17	75	94	0	.444
Middlebury	109	376	383	42	.496
Millikin	100	505	313	28	.613
Millsaps	83	342	345	36	.498
Mississippi Col.	95	444	364	37	.547
Monmouth (Ill.)	113	469	441	39	.515
Montclair St.	75	390	229	20	.626
Moravian	72	318	295	23	.518
Mount Ida	6	14	40	0	.259
Mt. St. Joseph	16	66	93	1	.416
Mount Union	108	613	378	38	.614
Muhlenberg	105	438	467	41	.485
Muskingum	111	480	403	39	.542
Neb. Wesleyan	97	434	386	42	.528
TCNJ	81	317	303	32	.511
Nichols	47	190	198	6	.490
N.C. Wesleyan	2	8	10	0	.444
North Central (Ill.)	101	367	406	36	.476
North Park	48	96	327	7	.231

Team	Yrs.	Won	Lost	Tied	Pct.
Norwich	107	328	471	31	.414
Oberlin	115	366	545	39	.406
Occidental	104	437	372	26	.539
Ohio Northern	106	427	425	35	.501
Ohio Wesleyan	116	536	446	44	.544
Olivet	105	299	491	33	.383
Otterbein	116	375	554	43	.408
Pacific Lutheran	77	429	234	33	.640
Plymouth St.	36	219	123	7	.638
Pomona-Pitzer	108	379	403	33	.485
Principia	71	198	351	16	.365
Puget Sound	97	384	366	36	.511
Randolph-Macon	118	445	436	57	.505
Redlands	96	437	378	29	.535
Rensselaer	116	367	501	45	.427
Rhodes	94	344	370	38	.483
Ripon	112	480	328	46	.589
Rochester	117	464	452	38	.506
Rockford	6	31	28	0	.525
Rose-Hulman	110	370	489	29	.433
Rowan	46	277	171	8	.616
St. John Fisher	19	72	109	0	.398
St. John's (Minn.)	95	528	217	24	.702
St. Lawrence	111	356	440	29	.449
St. Norbert	72	353	259	20	.574
St. Olaf	88	397	321	20	.551
St. Thomas (Minn.)	100	489	317	32	.603
Salisbury	33	179	143	4	.555
Salve Regina	13	73	48	0	.603
Sewanee	111	461	429	39	.517
Shenandoah	6	30	30	0	.500
Simpson	111	433	461	36	.485
Springfield	112	491	412	55	.541
Sul Ross St.	27	90	176	2	.340
Susquehanna	107	397	439	38	.476
Texas Lutheran	16	79	80	2	.497
Thiel	101	327	437	36	.431
Thomas More	16	110	52	0	.679
Trinity (Conn.)	121	502	338	41	.593
Trinity (Tex.)	100	428	422	48	.503
Tufts	124	471	479	46	.496
Union (N.Y.)	117	479	412	62	.535
Ursinus	113	353	543	52	.400
Utica	5	11	37	0	.229
Wabash	119	567	366	59	.601
Wartburg	70	332	276	12	.545
Washington-St. Louis	109	454	432	28	.512
Wash. & Jeff.	114	626	364	40	.627
Wash. & Lee	111	435	477	39	.478
Waynesburg	102	397	368	37	.518
Wesley	20	122	78	1	.609
Wesleyan (Conn.)	124	476	469	42	.504
Western Conn. St.	34	145	182	3	.444
Western New Eng.	25	72	146	1	.331
Westfield St.	24	114	116	1	.496
Westminster (Mo.)	43	161	136	17	.540
Westminster (Pa.)	21	110	75	7	.591
Wheaton (Ill.)	93	424	323	29	.565
Whittier	96	433	367	36	.539
Whitworth	91	292	368	19	.444
Widener	125	615	375	38	.617
Wilkes	60	257	270	8	.488
Willamette	107	452	362	38	.553
Wm. Paterson	34	120	213	4	.362
Williams	120	589	339	47	.628
Wilmington (Ohio)	73	288	328	14	.468
Wis.-Eau Claire	87	345	343	34	.501
Wis.-La Crosse	81	503	215	40	.690
Wis.-Oshkosh	79	260	368	30	.418
Wis.-Platteville	97	324	365	31	.472
Wis.-River Falls	80	386	272	32	.583
Wis.-Stevens Point	106	432	349	43	.550
Wis.-Stout	86	262	428	33	.385
Wis.-Whitewater	81	436	244	21	.637
Wis. Lutheran	6	18	41	0	.305
Wittenberg	112	656	334	31	.658
Wooster	107	475	396	41	.543
WPI	116	294	461	30	.394
Worcester St.	21	126	79	0	.615

DIVISION III

Winningest Teams of the 2000s

(2000-01-02-03-04-05; Minimum four seasons as Division III member; Postseason games are included.)

BY PERCENTAGE (TOP 25)

School	Yrs.	Won	Lost	Pct.
Mount Union	6	81	3	.964
Linfield	6	60	6	.909
Mary Hardin-Baylor	6	58	9	.866
St. John's (Minn.)	6	68	11	.861
St. Norbert	6	55	9	.859
Bridgewater (Va.)	6	63	11	.851
Hardin-Simmons	6	54	10	.844
Wash. & Jeff.	6	59	11	.843
Trinity (Tex.)	6	59	12	.831
Wartburg	6	53	12	.815
Trinity (Conn.)	6	39	9	.813
Rowan	6	56	13	.812
Williams	6	38	10	.792
Wheaton (Ill.)	6	53	14	.791
Wittenberg	6	53	15	.779
Curry	6	51	15	.773
Wabash	6	50	15	.769
Ithaca	6	52	16	.765
Augustana (Ill.)	6	48	15	.762
Occidental	6	44	14	.759
Hobart	6	47	15	.758
Central (Iowa)	6	49	16	.754
Widener	6	51	17	.750
Johns Hopkins	6	47	16	.746
Brockport St.	6	47	17	.734

BY VICTORIES (TOP 25)

School	Yrs.	Won	Lost	Pct.
Mount Union	6	81	3	.964
St. John's (Minn.)	6	68	11	.861
Bridgewater (Va.)	6	63	11	.851
Linfield	6	60	6	.909
Wash. & Jeff.	6	59	11	.843
Trinity (Tex.)	6	59	12	.831
Mary Hardin-Baylor	6	58	9	.866
Rowan	6	56	13	.812
St. Norbert	6	55	9	.859
Hardin-Simmons	6	54	10	.844
Wartburg	6	53	12	.815
Wheaton (Ill.)	6	53	14	.791
Wittenberg	6	53	15	.779
Ithaca	6	52	16	.765
Curry	6	51	15	.773
Widener	6	51	17	.750
Wabash	6	50	15	.769
Central (Iowa)	6	49	16	.754
Augustana (Ill.)	6	48	15	.762
Hobart	6	47	15	.758
Johns Hopkins	6	47	16	.746
Brockport St.	6	47	17	.734
John Carroll	6	46	18	.719
Wesley	6	46	18	.719
Worcester St.	6	45	17	.726
Springfield	6	45	18	.714
Union (N.Y.)	6	45	18	.714

Winningest Teams of the 1990s

(Minimum seven seasons as Division III member; Postseason games are included, and each tie game is computed as half won and half lost.)

BY PERCENTAGE (TOP 25)

School	Yrs.	Won	Lost	Tied	Pct.
Mount Union	10	120	7	1	.941
Williams	10	70	8	2	.888
Central (Iowa)	10	91	15	0	.858
Allegheny	10	93	16	1	.850
Albion	10	83	14	2	.848
St. John's (Minn.)	10	97	17	1	.848
Salve Regina	7	53	10	0	.841
Wittenberg	10	86	17	1	.832
Lycoming	10	91	19	1	.824
Wis.-La Crosse	10	93	20	1	.820
Union (N.Y.)	10	80	18	0	.816
Rowan	10	99	23	1	.809
Wash. & Jeff.	10	89	21	0	.809
Emory & Henry	10	81	22	0	.786
Wartburg	10	81	23	0	.779
Ill. Wesleyan	10	72	21	1	.771
Carnegie Mellon	10	77	23	0	.770
John Carroll	10	76	22	4	.765
Baldwin-Wallace	10	76	24	1	.757
Augustana (Ill.)	10	71	23	0	.755
Buffalo St.	10	78	26	0	.750
Hanover	8	62	21	0	.747
Coe	10	73	25	0	.745
Dickinson	10	75	25	2	.745
Ithaca	10	79	27	0	.745

BY VICTORIES (TOP 25)

School	Yrs.	Won	Lost	Tied	Pct.
Mount Union	10	120	7	1	.941
Rowan	10	99	23	1	.809
St. John's (Minn.)	10	97	17	1	.848
Allegheny	10	93	16	1	.850
Wis.-La Crosse	10	93	20	1	.820
Central (Iowa)	10	91	15	0	.858
Lycoming	10	91	19	1	.824
Wash. & Jeff.	10	89	21	0	.809
Wittenberg	10	86	17	1	.832
Albion	10	83	14	2	.848
Emory & Henry	10	81	22	0	.786
Wartburg	10	81	23	0	.779
Union (N.Y.)	10	80	18	0	.816
Ithaca	10	79	27	0	.745
Buffalo St.	10	78	26	0	.750
Carnegie Mellon	10	77	23	0	.770
Baldwin-Wallace	10	76	24	1	.757
Frostburg St.	10	76	26	2	.740
John Carroll	10	76	22	4	.765
Simpson	10	76	27	1	.736
Dickinson	10	75	25	2	.745
Coe	10	73	25	0	.745
Ill. Wesleyan	10	72	21	1	.771
Wis.-Whitewater	10	72	28	0	.720
Augustana (Ill.)	10	71	23	0	.755
Hardin-Simmons	10	71	27	0	.724
Plymouth St.	10	71	29	2	.706
Wesley	10	71	30	1	.701

National Poll Rankings

Final Poll Leaders

(Released Before Division Championship Playoffs)

Year	Team (Record*)	Coach	Record in Championship†
1975	Ithaca (8-0-0)	Jim Butterfield	2-1 Runner-up
1976	St. John's (Minn.) (7-0-1)	John Gagliardi	3-0 Champion
1977	Wittenberg (8-0-0)	Dave Maurer	Did not compete
1978	Minn.-Morris (9-0-0)	Al Molde	1-1 Lost in semifinals
1979	Wittenberg (8-0-0)	Dave Maurer	2-1 Runner-up
1980	Ithaca (10-0-0)	Jim Butterfield	2-1 Runner-up
1981	Widener (9-0-0)	Bill Manlove	3-0 Champion
1982	Baldwin-Wallace (10-0-0)	Bob Packard	0-1 Lost in first round
1983	Augustana (Ill.) (9-0-0)	Bob Reade	3-0 Champion
1984	Augustana (Ill.) (9-0-0)	Bob Reade	3-0 Champion
1985	Augustana (Ill.) (9-0-0)	Bob Reade	4-0 Champion
1986	Dayton (10-0-0)	Mike Kelly	0-1 Lost in first round
1987	Augustana (Ill.) (9-0-0)	Bob Reade	1-1 Lost in quarterfinals
1988	East Region Cortland St. (9-0-0)	Dennis Kayser	1-1 Lost in quarterfinals
	North Region Dayton (9-1-0)	Mike Kelly	0-1 Lost in first round
	South Region Ferrum (9-0-0)	Hank Norton	2-1 Lost in semifinals
	West Region Central (Iowa) (8-0-0)	Ron Schipper	3-1 Runner-up
1989	East Region Union (N.Y.) (9-0-0)	Al Bagnoli	3-1 Runner-up
	North Region Dayton (8-0-1)	Mike Kelly	4-0 Champion
	South Region Rhodes (7-0-0)	Mike Clary	Did not compete
	West Region Central (Iowa) (8-0-0)	Ron Schipper	1-1 Lost in quarterfinals
1990	East Region Hofstra (9-0-0)	Joe Gardi	2-1 Lost in semifinals
	North Region Dayton (9-0-0)	Mike Kelly	1-1 Lost in quarterfinals
	South Region Ferrum (8-0-0)	Hank Norton	0-1 Lost in first round
	West Region Wis.-Whitewater (9-0-0)	Bob Berezowitz	0-1 Lost in first round
1991	East Region Ithaca (7-1-0)	Jim Butterfield	4-0 Champion
	North Region Allegheny (10-0-0)	Ken O'Keefe	1-1 Lost in quarterfinals
	South Region Lycoming (8-0-0)	Frank Girardi	1-1 Lost in quarterfinals
	West Region St. John's (Minn.) (9-0-0)	John Gagliardi	2-1 Lost in semifinals
1992	East Region Rowan (9-0-0)	John Bunting	2-1 Lost in semifinals
	North Region Dayton (9-0-0)	Mike Kelly	0-1 Lost in first round
	South Region Wash. & Jeff. (8-0-0)	John Luckhardt	3-1 Runner-up
	West Region Central (Iowa) (9-0-0)	Ron Schipper	1-1 Lost in quarterfinals
1993	East Region Rowan (7-1-0)	K.C. Keeler	3-1 Runner-up

Year	Team (Record*)	Coach	Record in Championship†
	North Region Mount Union (9-0-0)	Larry Kehres	4-0 Champion
	South Region Wash. & Jeff. (8-0-0)	John Luckhardt	2-1 Lost in semifinals
	West Region Wis.-La Crosse (9-0-0)	Roger Harring	1-1 Lost in quarterfinals
1994	East Region Plymouth St. (9-0-0)	Don Brown	1-1 Lost in quarterfinals
	North Region Allegheny (9-0-0)	Ken O'Keefe	0-1 Lost in first round
	South Region Dickinson (9-0-0)	Darwin Breaux	0-1 Lost in first round
	West Region Central (Iowa) (9-0-0)	Ron Schipper	0-1 Lost in first round
1995	East Region Buffalo St. (8-1-0)	Jerry Boyes	0-1 Lost in first round
	North Region Mount Union (9-0-0)	Larry Kehres	2-1 Lost in semifinals
	South Region Wash. & Jeff. (7-0-0)	John Luckhardt	2-1 Lost in semifinals
	West Region Wis.-La Crosse (9-0-0)	Roger Harring	4-0 Champion
1996	East Region Buffalo St. (7-1)	Jerry Boyes	0-1 Lost in first round
	North Region Mount Union (9-0)	Larry Kehres	4-0 Champion
	South Region Lycoming (8-0)	Frank Girardi	2-1 Lost in semifinals
	West Region Wis.-La Crosse (9-0)	Roger Harring	2-1 Lost in semifinals
1997	East Region Rowan (8-0)	K.C. Keeler	2-1 Lost in semifinals
	North Region Mount Union (9-0)	Larry Kehres	4-0 Champion
	South Region Lycoming (8-0)	Frank Girardi	3-1 Runner-up
	West Region Wis.-Whitewater (9-0)	Bob Berezowitz	0-1 Lost in first round
1998	East Region Springfield (9-0)	Mike DeLong	0-1 Lost in first round
	North Region Mount Union (10-0)	Larry Kehres	4-0 Champion
	South Region Lycoming (8-0)	Frank Girardi	1-1 Lost in quarterfinals
	West Region Central (Iowa) (9-0)	Rich Kacmarynski	0-1 Lost in first round
1999	Mount Union (10-0)	Larry Kehres	2-1 Lost in semifinals
2000	Mount Union (10-0)	Larry Kehres	4-0 Champion
2001	Mount Union (10-0)	Larry Kehres	4-0 Champion
2002	Mount Union (10-0)	Larry Kehres	4-0 Champion
2003	Mount Union (10-0)	Larry Kehres	3-1 Runner-up
2004	Mount Union (10-0)	Larry Kehres	2-1 Lost in semifinals
2005	Linfield (8-0)	Jay Locey	2-1 Lost in quarterfinals

*Final poll record. †Number of teams in the championship: 8 (1975-84); 16 (1985-98); 28 (1999-04); 32 (2005).

Poll conducted by the NCAA Division III Football Committee through 1998. The American Football Coaches Association supplied poll beginning in 1999.

Undefeated, Untied Teams

(Regular-Season Games Only)

Following is a list of undefeated and untied teams since 1973, when College Division teams were divided into Division II and Division III under a three-division reorganization plan adopted by the special NCAA Convention in August 1973. Since 1981, conference playoff games have been included in a team's won-lost record (previously, such games were considered postseason contests). Figures indicate the regular-season wins (minimum seven games against four-year varsity opponents). A subsequent post-season win(s) in the Division III championship or a conference playoff game (before 1981) is indicated by (*), a loss by (†) and a tie by (‡).

Year	College	Wins	Year	College	Wins
1973	Fisk	9		Minn.-Morris	*†10
	Wittenberg	***9		Wittenberg	‡**†8
1974	Albany (N.Y.)	9	1979	Carnegie Mellon	*†9
	Central (Iowa)	**9		Dubuque	†9
	Frank. & Marsh.	9		Jamestown	7
	Ithaca	*†9		Tufts	8
	Towson	†10		Widener	*†9
1975	Cal Lutheran	*†9	1980	Wittenberg	***†8
	Ithaca	**†8		Adrian	9
	Widener	*†9		Baldwin-Wallace	†9
	Wittenberg	†***9		Bethany (W.V.)	†9
1976	Albion	9		Dayton	***†11
1977	Central (Iowa)	†9		Ithaca	**†10
	Cornell College	†8		Millsaps	9
	Wittenberg	†9		Widener	*†10
1978	Baldwin-Wallace	†***8	1981	Alfred	†10
	Illinois Col.	9		Augustana (Ill.)	*†9
				Lawrence	*†9

DIVISION III

Year	College	Wins	Year	College	Wins	Year	College	Wins
	West Ga.	†9		Dayton	†10		McDaniel	*†10
	Widener	***10		Emory & Henry	*†10		Mount Union	***†10
1982	Augustana (Ill.)	***†9		Ill. Wesleyan	*†9		Rensselaer	†9
	Baldwin-Wallace	†10		Mount Union	***†10		Trinity (Tex.)	***†10
	Plymouth St.	†10		Rowan	***†10		Wartburg	†10
	St. John's (Minn.)	9	1993	Albion	*†9		Western Conn. St.	†10
	St. Lawrence	*†9		Anderson (Ind.)	†10		Wittenberg	*†10
	Wabash	†10		Coe	†10	2000	Bethel (Minn.)	†10
	West Ga.	***†9		Mount Union	***†10		Brockport St.	†8
1983	Augustana (Ill.)	***†9		St. John's (Minn.)	***†10		Central (Iowa)	***†10
	Carnegie Mellon	†9		Trinity (Conn.)	8		Hardin-Simmons	***†10
	Hofstra	†10		Union (N.Y.)	†9		Linfield	†9
	WPI	8		Wash. & Jeff.	***†9		Mount Union	***†10
1984	Amherst	8		Wilkes	†10		St. Norbert	†10
	Augustana (Ill.)	***†9		Wis.-La Crosse	*†10		Wis.-Stout	†10
	Case Reserve	9	1994	Albion	***†9		Wittenberg	***†10
	Central (Iowa)	***†9		Allegheny	†10	2001	Bridgewater (Va.)	***†9
	Dayton	†10		Central (Iowa)	†10		Mount Union	***†10
	Hope	9		Dickinson	†10		Rensselaer	†8
	Occidental	†10		La Verne	†9		Thomas More	*†10
	Plymouth St.	†10		Plymouth St.	*†9		Wash. & Jeff.	*†10
1985	Augustana (Ill.)	***†9		Trinity (Tex.)	†10		Westfield St.	†10
	Carnegie Mellon	†8		Williams	8		Widener	***†10
	Central (Iowa)	***†9	1995	Central (Iowa)	†10		Williams	8
	Denison	†10		Hanover	†10	2002	Bridgewater (Va.)	*†10
	Lycoming	†10		La Verne	9		Hanover	†10
	Mount Union	*†10		Mount Union	***†10		Linfield	*†9
	Union (N.Y.)	†9		Plymouth St.	†9		MacMurray	†10
1986	Central (Iowa)	*†10		Thomas More	†10		Mary Hardin-Baylor	†10
	Dayton	†10		Wash. & Jeff.	***†8		Mass.-Dartmouth	†10
	Ithaca	***†9		Wheaton (Ill.)	*†9		Mount Union	***†10
	Mount Union	*†10		Wis.-La Crosse	***†10		Rowan	†10
	Salisbury	***†10	1996	Wittenberg	†10		Trinity (Tex.)	***†10
	Susquehanna	*†10		Albion	†9		Wabash	***†10
	Union (N.Y.)	†9		Allegheny	†10	2003	Curry	†11
1987	Augustana (Ill.)	*†9		Ill. Wesleyan	*†9		Linfield	***†9
	Gust. Adolphus	†10		Lycoming	***†9		Mount Union	***†10
	Wash. & Jeff.	*†9		Mount Union	***†10		St. John's (Minn.)	***†10
1988	Cortland St.	*†10		St. John's (Minn.)	*†10		St. Norbert	*†10
	Ferrum	***†9		Salve Regina	9		Springfield	†10
1989	Central (Iowa)	*†9		Simpson	†10		Trinity (Conn.)	8
	Millikin	*†9		Worcester St.	†10		Wartburg	*†10
	Union (N.Y.)	***†10	1997	Catholic	†10		Wheaton (Ill.)	***†10
	Williams	8		Hanover	†10	2004	Concordia-M'head	†10
1990	Carnegie Mellon	†10		Lakeland	†10		Delaware Valley	***†10
	Dayton	*†10		Lycoming	***†9		Hardin-Simmons	†10
	Hofstra	***†10		McDaniel	†10		Linfield	***†9
	Lycoming	***†9		Mount Union	***†10		Mt. St. Joseph	†10
	Mount Union	†10		Rowan	***†9		Mount Union	***†10
	Wash. & Jeff.	*†9		Simpson	***†10		Salisbury	†10
	Williams	8		Trinity (Tex.)	*†9		Trinity (Conn.)	8
	Wis.-Whitewater	†10	1998	Wis.-Whitewater	†9		Wash. & Jeff.	***†10
1991	Allegheny	*†10		Catholic	†10		Wooster	*†10
	Baldwin-Wallace	†10		Central (Iowa)	†10	2005	Delaware Valley	***†10
	Dayton	***†10		Emory & Henry	†10		Linfield	***†8
	Dickinson	†10		Grinnell	†10		Monmouth (Ill.)	†10
	Eureka	†10		Lycoming	*†9		Occidental	†9
	Lycoming	*†9		McDaniel	†10		St. John's (Minn.)	*†10
	Mass.-Lowell	†10		Mount Union	***†10		Thiel	*†10
	St. John's (Minn.)	***†9		St. John's (Minn.)	*†10		Trinity (Conn.)	8
	Simpson	†10		Trinity (Tex.)	***†10		Trinity (Tex.)	†9
	Thomas More	†10	1999	Williams	8		Union (N.Y.)	*†10
	Union (N.Y.)	*†9		Bridgewater St.	†10		Wabash	*†10
1992	Aurora	†9		Hanover	†10		Wis.-Whitewater	***†10
	Central (Iowa)	*†9		Hardin-Simmons	***†10			
	Cornell College	†10		Lycoming	†9			

The Spoilers

(Since 1973, when the three-division reorganization plan was adopted by the special NCAA Convention, creating Divisions II and III.)

Following is a list of the spoilers of Division III teams that lost their perfect (undefeated, untied) record in their season-ending game, including the Division III championship playoffs. An asterisk (*) indicates a Division III championship playoff game and a dagger (†) indicates the home team in a regular-season game or a conference playoff. A game involving two undefeated, untied teams is in bold face.

Date	Spoiler	Victim	Score
11-17-73	† Williams	Amherst	30-14
12-7-74	* Central (Iowa)	Ithaca	10-8
11-8-75	† Cornell College	Lawrence	17-16
11-22-75	* Ithaca	Widener	23-14
12-6-75	* Wittenberg	Ithaca	28-0
11-12-77	Norwich	† Middlebury	34-20
11-12-77	Ripon	† Cornell College	10-7
11-19-77	† Baldwin-Wallace	Wittenberg	14-7

Date	Spoiler	Victim	Score
11-19-77	* Widener	Central (Iowa)	19-0
11-25-78	* Wittenberg	Minn.-Morris	35-14
11-17-79	* Ithaca	Dubuque	27-7
11-17-79	† Findlay	Jamesstown	41-15
11-24-79	* Wittenberg	Widener	17-14
11-24-79	* Ithaca	Carnegie Mellon	15-6
12-1-79	* Ithaca	Wittenberg	14-10
11-8-80	DePauw	† Wabash	tie 22-22
11-22-80	* Widener	Bethany (W.V.)	43-12
11-22-80	* Dayton	Baldwin-Wallace	34-0
11-29-80	* Dayton	Widener	28-24
12-6-80	*† Dayton	Ithaca	63-0
11-14-81	† DePauw	Wabash	21-14
11-14-81	† St. Mary's (Cal.)	San Diego	31-14
11-21-81	* Widener	West Ga.	10-3
11-21-81	* Dayton	Augustana (Ill.)	19-7
11-21-81	* Montclair St.	Alfred	13-12

Date	Spoiler	Victim	Score	Date	Spoiler	Victim	Score
11-28-81	* Dayton	Lawrence	38-0	11-26-94	* Ithaca	Plymouth St.	22-7
11-13-82	† Widener	Swarthmore	24-7	11-11-95	Amherst	† Williams	0-0
11-20-82	† Northwestern (Iowa)	St. John's (Minn.)	33-28	11-18-95	* Mount Union	Hanover	52-18
11-20-82	* Augustana (Ill.)	Baldwin-Wallace	28-22	11-18-95	* Wheaton (Ill.)	Wittenberg	63-41
11-27-82	* Augustana (Ill.)	St. Lawrence	14-0	11-18-95	* Wis.-River Falls	Central (Iowa)	10-7
12-4-82	* West Ga.	Augustana (Ill.)	14-0	11-18-95	* Union (N.Y.)	Plymouth St.	24-7
11-19-83	* Salisbury	Carnegie Mellon	16-14	11-25-95	* Mount Union	Wheaton (Ill.)	40-14
11-19-83	* Union (N.Y.)	Hofstra	51-19	12-2-95	* Wis.-La Crosse	Mount Union	20-17
11-10-84	* St. John's (N.Y.)	† Hofstra	19-16	12-2-95	* Rowan	Wash. & Jeff.	28-15
11-10-84	† St. Olaf	Hamline	tie 7-7	11-9-96	Williams	† Amherst	19-13
11-17-84	* Union (N.Y.)	Plymouth St.	26-14	11-23-96	Ithaca	Worcester St.	27-21
11-17-84	* Central (Iowa)	Occidental	23-22	11-23-96	* Mount Union	Allegheny	31-26
11-17-84	* Augustana (Ill.)	Dayton	14-13	11-23-96	* Ill. Wesleyan	Albion	23-20
12-8-84	* Augustana (Ill.)	Central (Iowa)	21-12	11-23-96	* St. John's (Minn.)	Simpson	21-18
11-23-85	* Gettysburg	Lycoming	14-10	11-30-96	* Mount Union	Ill. Wesleyan	49-14
11-23-85	* Mount Union	Denison	35-3	11-30-96	* Wis.-La Crosse	St. John's (Minn.)	37-30
11-23-85	* Salisbury	Carnegie Mellon	35-22	12-7-96	* Rowan	Lycoming	33-14
11-23-85	* Ithaca	Union (N.Y.)	13-12	11-1-97	† Cornell College	Coe	28-21
11-30-85	* Augustana (Ill.)	Mount Union	21-14	11-8-97	† Williams	Amherst	48-46
12-7-85	* Augustana (Ill.)	Central (Iowa)	14-7	11-15-97	† Catholic	Albright	44-22
11-15-86	† Lawrence	Coe	14-10	11-22-97	* John Carroll	Hanover	30-20
11-22-86	* Mount Union	Dayton	42-36	11-22-97	* Simpson	Wis.-Whitewater	34-31
11-22-86	* Ithaca	Union (N.Y.)	(ot) 24-17	11-22-97	* Lycoming	McDaniel	27-13
11-29-86	* Concordia-M'head	Central (Iowa)	17-14	11-22-97	* Trinity (Tex.)	Catholic	44-33
11-29-86	* Salisbury	Susquehanna	31-17	11-29-97	* Lycoming	Trinity (Tex.)	46-26
11-29-86	* Augustana (Ill.)	Mount Union	16-7	12-6-97	* Mount Union	Simpson	54-7
12-6-86	* Salisbury	Ithaca	44-40	12-6-97	* Lycoming	Rowan	28-20
12-13-86	* Augustana (Ill.)	Salisbury	31-3	12-13-97	* Mount Union	Lycoming	61-12
11-11-87	* St. Norbert	† Monmouth (Ill.)	20-15	11-14-98	DePauw	† Wabash	42-7
11-21-87	* St. John's (Minn.)	Gust. Adolphus	7-3	11-14-98	MacMurray	† Westminster (Mo.)	52-51
11-28-87	* Emory & Henry	Wash. & Jeff.	23-16	11-21-98	* Lycoming	Catholic	49-14
11-28-87	§* Dayton	Augustana (Ill.)	38-36	11-21-98	* Wis.-Eau Claire	Central (Iowa)	28-21
11-12-88	† St. Norbert	Monmouth (Ill.)	12-0	11-21-98	* Trinity (Tex.)	McDaniel	30-20
11-19-88	* Coast Guard	† Plymouth St.	28-19	11-28-98	* Trinity (Tex.)	Lycoming	37-21
11-26-88	* Ithaca	Cortland St.	24-17	11-28-98	* Wis.-Eau Claire	St. John's (Minn.)	10-7
12-3-88	* Ithaca	Ferrum	62-28	11-28-98	* Mount Union	Wittenberg	21-19
11-11-89	† Baldwin-Wallace	John Carroll	25-19	12-5-98	* Mount Union	Trinity (Tex.)	34-29
11-11-89	† Bridgewater St.	Mass.-Lowell	14-10	11-13-99	Montclair St.	† Rowan	28-24
11-11-89	† Centre	Rhodes	13-10	11-20-99	* Ohio Northern	Hanover	56-14
11-18-89	† Alfred	Bridgewater St.	30-27	11-20-99	* Rowan	Rensselaer	29-10
11-25-89	* St. John's (Minn.)	Central (Iowa)	27-24	11-20-99	* Ursinus	Bridgewater St.	43-38
11-25-89	* Dayton	Millikin	28-16	11-20-99	* Wash. & Jeff.	Lycoming	14-7
12-9-89	* Dayton	Union (N.Y.)	17-7	11-27-99	* Ohio Northern	Wittenberg	58-24
11-10-90	TCNJ	† Ramapo	9-0	11-27-99	* Montclair St.	Western Conn. St.	32-24
11-10-90	† Waynesburg	Frostburg St.	28-18	11-27-99	* Pacific Lutheran	Wartburg	49-14
11-17-90	* Allegheny	Mount Union	26-15	11-27-99	* Trinity (Tex.)	McDaniel	20-16
11-17-90	* Lycoming	Carnegie Mellon	17-7	12-4-99	* Trinity (Tex.)	Hardin-Simmons	40-33
11-17-90	* St. Thomas (Minn.)	Wis.-Whitewater	24-23	12-11-99	* Rowan	Mount Union	(ot) 24-17
11-24-90	* Allegheny	Dayton	31-23	12-11-99	* Pacific Lutheran	Trinity (Tex.)	49-28
11-24-90	* Lycoming	Wash. & Jeff.	24-0	11-11-00	† Ill. Wesleyan	Millikin	10-8
12-1-90	* Lycoming	Hofstra	20-10	11-18-00	* Central (Iowa)	St. Norbert	29-14
12-8-90	* Allegheny	Lycoming	(ot) 21-14	11-18-00	* Pacific Lutheran	Bethel (Minn.)	41-13
11-9-91	† Coe	Beloit	26-10	11-18-00	* St. John's (Minn.)	Wis.-Stout	26-19
11-23-91	* Union (N.Y.)	Mass.-Lowell	55-16	11-25-00	* Springfield	Brockport St.	13-6
11-23-91	* Dayton	Baldwin-Wallace	27-10	11-25-00	* Central (Iowa)	Linfield	(ot) 20-17
11-30-91	* Dayton	Allegheny	(ot) 28-25	12-2-00	* St. John's (Minn.)	Central (Iowa)	21-18
11-30-91	* Ithaca	Union (N.Y.)	35-23	12-2-00	* Mount Union	Wittenberg	32-15
11-30-91	* Susquehanna	Lycoming	31-24	12-9-00	* St. John's (Minn.)	Hardin-Simmons	38-14
12-7-91	* Dayton	St. John's (Minn.)	19-7	11-10-01	† Williams	Amherst	(ot) 23-20
12-14-91	* Ithaca	Dayton	34-20	11-17-01	* Western Conn. St.	Westfield St.	8-7
11-7-92	Cornell College	† Coe	37-20	11-24-01	* Wittenberg	Thomas More	41-0
11-7-92	Union (N.Y.)	† Rochester	14-10	11-24-01	* Ithaca	Rensselaer	27-10
11-21-92	* Ill. Wesleyan	Aurora	21-12	11-24-01	* Widener	Wash. & Jeff.	46-30
11-21-92	* Mount Union	Dayton	27-10	12-1-01	* Bridgewater (Va.)	Widener	57-32
11-28-92	* Mount Union	Ill. Wesleyan	49-27	12-15-01	* Mount Union	Bridgewater (Va.)	30-27
11-28-92	* Wash. & Jeff.	Emory & Henry	51-15	11-23-02	* Muhlenberg	Mass.-Dartmouth	56-6
11-28-92	* Wis.-La Crosse	Central (Iowa)	34-9	11-23-02	* Wittenberg	Hanover	34-33
12-5-92	* Wash. & Jeff.	Rowan	18-13	11-23-02	* Wabash	MacMurray	42-7
12-5-92	* Wis.-La Crosse	Mount Union	29-24	11-23-02	* Trinity (Tex.)	Mary Hardin-Baylor	48-38
10-30-93	Mount Senario	† Martin Luther	21-20	11-30-02	* Brockport St.	Rowan	15-12
11-13-93	Hastings	† Colorado Col.	22-21	12-7-02	* Mount Union	Wabash	45-16
11-20-93	* Albion	Anderson (Ind.)	41-21	12-7-02	* St. John's (Minn.)	Linfield	21-14
11-20-93	* St. John's (Minn.)	Coe	32-14	12-7-02	* Trinity (Tex.)	Bridgewater (Va.)	38-32
11-20-93	* Frostburg St.	Wilkes	26-25	12-21-02	* Mount Union	Trinity (Tex.)	48-7
11-20-93	* Wm. Paterson	Union (N.Y.)	17-7	11-22-03	* Rensselaer	Curry	34-20
11-27-93	* Mount Union	Albion	30-16	11-29-03	* Linfield	Wartburg	23-20
11-27-93	* St. John's (Minn.)	Wis.-La Crosse	47-25	11-29-03	* Rensselaer	Springfield	40-34
12-5-93	* Mount Union	St. John's (Minn.)	56-8	11-29-03	* St. John's (Minn.)	St. Norbert	38-13
12-5-93	* Rowan	Wash. & Jeff.	23-16	12-6-03	* Mount Union	Wheaton (Ill.)	56-10
11-12-94	John Carroll	† Baldwin-Wallace	9-0	12-6-03	* St. John's (Minn.)	Linfield	31-25
11-19-94	* Mount Union	Allegheny	28-19	12-20-03	* St. John's (Minn.)	Mount Union	24-6
11-19-94	* Wartburg	Central (Iowa)	22-21	11-20-04	* Chris. Newport	Salisbury	35-24
11-19-94	* St. John's (Minn.)	La Verne	51-12	11-20-04	* Wheaton (Ill.)	Mt. St. Joseph	31-7
11-19-94	* Widener	Dickinson	14-0	11-27-04	* Carhage	Wooster	14-7
11-19-94	* Wash. & Jeff.	Trinity (Tex.)	28-0	11-27-04	* Mary Hardin-Baylor	Hardin-Simmons	42-28

DIVISION III

Date	Spoiler	Victim	Score	Date	Spoiler	Victim	Score
11-27-04	* Occidental	Concordia-M'head	42-40	11-26-05	* Rowan	Union (N.Y.)	28-24
12-4-04	* Rowan	Delaware Valley	56-7	11-26-05	* Wis.-Whitewater	St. John's (Minn.)	34-7
12-4-04	* Mary Hardin-Baylor	Wash. & Jeff.	52-16	12-3-05	* Rowan	Delaware Valley	27-21
12-11-04	#* Mary Hardin-Baylor	Mount Union	38-35	12-3-05	* Wis.-Whitewater	Linfield	44-41
11-19-05	* Linfield	Occidental	63-21	12-17-05	* Mount Union	Wis.-Whitewater	35-28
11-19-05	* Mary Hardin-Baylor	Trinity (Tex.)	35-6	†NAIA championship playoff game. #Defeated three consecutive perfect-record teams in the Division III championship playoffs. \$Ended Augustana's (Illinois) 60-game undefeated streak. ^Ended Mount Union's 55-game winning streak.			
11-19-05	* St. John's (Minn.)	Monmouth (Ill.)	62-3				
11-26-05	* Bridgewater (Va.)	Thiel	24-13				
11-26-05	* Capital	Wabash	14-11				

Streaks and Rivalries

Longest Winning Streaks

(Minimum Two Seasons in Division III; Includes Postseason Games)

Wins	Team	Years
55	Mount Union.....	2000-03
54	Mount Union.....	1996-99
37	Augustana (Ill.).....	1983-85
30	Trinity (Conn.).....	2002-present
24	Allegheny.....	1990-91
23	Wis.-La Crosse.....	1995-96
23	Williams.....	1988-91
22	Dayton.....	1989-90
22	Augustana (Ill.).....	1986-87
21	Dayton.....	1979-81
20	Plymouth St.	1987-88
19	Mount Union.....	1993-94
19	Wis.-La Crosse.....	1992-93
19	Plymouth St.	1981-82
18	Lawrence.....	1980-81
18	Ithaca.....	1979-80

Longest Unbeaten Streaks

(Minimum Two Seasons in Division III; Includes Postseason Games)

No.	Wins	Ties	Team	Years
60	59	1	Augustana (Ill.).....	1983-87
55	55	0	Mount Union.....	2000-03
54	54	0	Mount Union.....	1996-99
30	30	0	Trinity (Conn.).....	2002-present
25	24	1	Dayton.....	1989-90

No.	Wins	Ties	Team	Years
24	24	0	Allegheny.....	1990-91
24	23	1	Wis.-La Crosse.....	1992-93
24	23	1	Wabash.....	1979-81
23	23	0	Wis.-La Crosse.....	1995-96
23	23	0	Williams.....	1988-91
22	21	1	Dayton.....	1979-81
21	20	1	Baldwin-Wallace.....	1977-79
20	20	0	Plymouth St.	1987-88
20	18	2	St. John's (Minn.).....	1975-76

Longest Division III Series

Games	Opponents (Series leader listed first)	Series Record	First Game
120	Williams-Amherst.....	67-48-5	1881
119	Albion-Kalamazoo.....	81-34-4	1896
117	Bowdoin-Colby.....	62-46-9	1892
117	Monmouth (Ill.)-Knox.....	57-50-10	1888
115	Coe-Cornell College.....	59-52-4	1891
112	Wabash-DePauw.....	52-51-9	1890
111	Williams-Wesleyan (Conn.).....	69-37-5	1881
111	Amherst-Wesleyan (Conn.).....	61-41-9	1882
111	Hampden-Sydney—Randolph-Macon.....	56-44-11	1893
108	Bowdoin-Bates.....	62-39-7	1889
108	Colby-Bates.....	58-42-8	1893
107	Occidental—Pomona-Pitzer.....	57-47-3	1895
106	Hamline-Macalester.....	61-41-4	1887
105	Trinity (Conn.)-Wesleyan (Conn.).....	52-52-1	1885
105	Ripon-Lawrence.....	51-47-7	1893

Trophy Games

Following is a list of the current Division III football trophy games. The games are listed alphabetically by the trophy-object name. The date refers to the season the trophy was first exchanged and is not necessarily the start of the competition between the participants.

Trophy	Date	Colleges
Academic Bowl	1986	Carnegie Mellon-Case Reserve
Admiral's Cup	1980	Maine Maritime-Mass. Maritime
Baird Bros. Golden Stringer	1984	Case Reserve-Wooster
Bell	1931	Franklin-Hanover
Bill Edwards Trophy	1989	Case Reserve-Wittenberg
Bridge Bowl	1990	Mt. St. Joseph-Thomas More
Bronze Turkey	1929	Knox-Monmouth (Ill.)
CBB	1966	Bates, Bowdoin, Colby
Conestoga Wagon	1963	Dickinson-Frank. & Marsh.
Cortaca Jug	1959	Cortland St.-Ithaca
Courage Bowl	2005	Rochester-St. John Fisher
Cranberry Bowl	1979	Bridgewater St.-Mass. Maritime
Doehling-Heselton Helmet	1988	Lawrence-Ripon
Drum	1940	Occidental—Pomona-Pitzer
Dutchman's Shoes	1950	Rensselaer-Union (N.Y.)
Edmund Orgill	1954	Rhodes-Sewanee
Founder's	1987	Chicago—Washington-St. Louis
Goat	1931	Carleton-St. Olaf
Keystone Cup	1981	Delaware Valley-Widener
Little Brass Bell	1947	North Central (Ill.)-Wheaton (Ill.)
Little Brown Bucket	1938	Dickinson-Gettysburg
Little Three	1971	Amherst, Wesleyan (Conn.), Williams
Mercer County Cup	1984	Grove City-Thiel

Trophy	Date	Colleges
Monon Bell	1932	DePauw-Wabash
Mug	1931	Coast Guard-Norwich
Old Goal Post	1953	Juniata-Susquehanna
Old Musket	1964	Carroll (Wis.)-Carthage
Old Rocking Chair	1980	Hamilton-Middlebury
Old Tin Cup	1954	Gettysburg-Muhlenberg
Old Water Bucket	1989	Maranatha Baptist-Martin Luther
Paint Bucket	1965	Hamline-Macalester
Pella Corporation Classic	1988	Central (Iowa)-William Penn
President's Cup	1971	Case Reserve-John Carroll
President's Cup	1982	Western New Eng.-Westfield St.
Regents Cup	1999	Frostburg St.-Salisbury
Rhine River Cup	1992	Heidelberg-Otterbein
Secretary's Cup	1981	Coast Guard-Merchant Marine
Shoes	1946	Occidental-Whittier
Shot Glass	1938	Coast Guard-Rensselaer
Soup Bowl	1997	Guilford-Greensboro
Steve Dean Memorial	1976	Catholic-Georgetown
Totem Pole	1950	Pacific Lutheran-Puget Sound
Transit	1980	Rensselaer-WPI
Victory Bell	1946	Loras-St. Thomas (Minn.)
Victory Bell	1949	Upper Iowa-Wartburg
Wadsworth	1977	Middlebury-Norwich
Wagon Wheel	1949	Lewis & Clark-Willamette
Wilford Moore Trophy	1997	Hardin-Simmons—McMurry
Wilson Brothers Cup	1986	Hamline-St. Thomas (Minn.)
Wooden Shoes	1946	Hope-Kalamazoo

Cliffhangers

Regular-season games won by Division III teams on the final play of the game in regulation time (from 1973). The extra point is listed when it provided the margin of victory after the winning touchdown.

Date	Opponents, Score	Game-Winning Play
9-22-73	Hofstra 21, Seton Hall 20	Tom Calder 15 pass from Steve Zimmer (Jim Hogan kick)
9-18-76	Ohio Wesleyan 23, DePauw 20	Tom Scurfield 48 pass from Bob Mauck
10-27-77	Albany (N.Y.) 42, Maine 39	Larry Leibowitz 19 FG
9-22-79	Augustana (Ill.) 19, Carthage 18	John Stockton 14 pass from Mark Schick
10-6-79	Carleton 17, Lake Forest 14	Tim Schoonmaker 46 FG
11-10-79	Dayton 24, St. Norbert 22	Jim Fullenkamp 21 FG
9-13-80	Cornell College 14, Lawrence 13	John Bryant 8 pass from Matt Dillon (Keith Koehler kick)
9-27-80	Muhlenberg 41, Johns Hopkins 38	Mickey Mottola 1 run
10-25-80	Mass.-Lowell 15, Marist 13	Ed Kulis 3 run
10-17-81	Carleton 22, Ripon 21	John Winter 23 pass from Billy Ford (Dave Grein kick)
10-2-82	Frostburg St. 10, Mercyhurst 7	Mike Lippold 34 FG
11-6-82	Williams 27, Wesleyan (Conn.) 24	Marc Hummon 33 pass from Robert Connolly
10-7-83	Johns Hopkins 19, Ursinus 17	John Tucker 10 pass from Mark Campbell
10-8-83	Susquehanna 17, Widener 14	Todd McCarthy 20 FG
10-29-83	Frank. & Marsh. 16, Swarthmore 15	Billy McLean 51 pass from Niall Rosenzweig
9-24-84	Muhlenberg 3, Frank. & Marsh. 0	Tom Mulroy 26 FG
9-14-85	Principia 26, Illinois Col. 22	Dan Sellers 48 pass from Jon Hinds
10-26-85	Buffalo 13, Brockport St. 11	Dan Friedman 37 FG
11-9-85	Frank. & Marsh. 29, Johns Hopkins 28	Brad Ramsey 1 run (Ken Scalet pass from John Travagline)
9-18-86	Beloit 16, Lakeland 13	Sean Saturnio 38 pass from Ed Limon
9-20-86	Susquehanna 43, Lycoming 42	Rob Sochovka 40 pass from Todd Coolidge (Randy Pozsar kick)
10-18-86	Ill. Wesleyan 25, Elmhurst 23	Dave Anderson 11 pass from Doug Moews
9-5-87	Wash. & Jeff. 17, Ohio Wesleyan 16	John Ivory 28 FG
9-26-87	Gust. Adolphus 19, Macalester 17	Dave Fuecker 8 pass from Dean Kraus
10-3-87	Wis.-Whitewater 10, Wis.-Platteville 7	Dave Emond 25 FG
10-24-87	Geneva 9, St. Francis (Pa.) 7	John Moores 19 FG
10-1-88	Canisius 17, Rochester 14	Jim Ehrig 34 FG
10-1-88	Cortland St. 24, Western Conn. St. 21	Ted Nagengast 35 FG
10-8-88	UC Santa Barb. 20, Sonoma St. 18	Harry Konstantinopoulos 52 FG
10-8-88	Hamilton 13, Bowdoin 10	Nate O'Steen 19 FG
11-5-88	Colby 20, Middlebury 18	Eric Aulenback 1 run
11-12-88	Wis.-River Falls 24, Wis.-Stout 23	Andy Feil 45 FG
10-7-89	Moravian 13, Juniata 10	Mike Howey 75 pass from Rob Light
10-21-89	Western New Eng. 17, Bentley 14	Leo Coughlin 17 FG
10-21-89	Thiel 19, Carnegie Mellon 14	Bill Barber 4 pass from Jeff Sorenson
9-8-90	Emory & Henry 22, Wash. & Lee 21	Todd Woodall 26 pass from Pat Walker
9-15-90	Otterbein 20, Capital 17	Korey Brown 39 FG
10-27-90	Hamline 26, Gust. Adolphus 24	Mike Sunnarborg 2 pass from Bob Hackney
11-10-90	Colby 23, Bowdoin 20	Paul Baisley 10 pass from Bob Ward
9-7-91	Central (Iowa) 26, Gust. Adolphus 25	Brian Krob 1 pass from Shad Flynn
9-13-91	St. John's (N.Y.) 30, Iona 27	John Ledwith 42 FG
10-5-91	Trinity (Conn.) 30, Williams 27	John Mullaney 5 pass from James Lane
10-26-91	DePauw 12, Anderson (Ind.) 7	Steve Broderick 65 pass from Brian Goodman
9-19-92	Lake Forest 9, North Park 7	Dave Mills 2 pass from Jim Delisa
10-17-92	Elmhurst 30, North Central (Ill.) 28	Eric Ekstrom 2 pass from Jack Lamb
10-16-93	Union (N.Y.) 16, Rensselaer 13	Greg Harrison 38 FG
10-16-93	North Central (Ill.) 24, Elmhurst 22	Bryce Cann 35 FG
10-23-93	Stony Brook 21, Merchant Marine 20	Brian Hughes 44 FG
10-30-93	Thomas More 24, Defiance 18	Greg Stofko 6 blocked field goal return
9-10-94	Colorado Col. 16, Buena Vista 14	Josh Viit 4 run
9-8-95	FDU-Florham 20, Johns Hopkins 17	Jason Herrick 37 FG
10-12-96	Defiance 20, Mt. St. Joseph 19	Randy Weldman 40 pass from Jeff Edred
9-13-97	Adrian 10, Heidelberg 7	Mike Hirvela 24 FG
10-25-97	Carthage 22, Millikin 17	Kris Norton 45 pass from Eric Corbett
11-15-97	WPI 9, Plymouth St. 7	Matt Surette 2 pass from John Riccio
9-12-98	Elmhurst 12, Ripon 10	Brendon Lyons 5 pass from Rasand Hall
9-19-98	Wis.-Oshkosh 41, Menlo 38	David Gaulke 31 FG
10-10-98	Baldwin-Wallace 38, Ohio Northern 35	Brian Hegnauer 44 FG
9-18-99	Springfield 41, Merchant Marine 35	Rob Dickson 6 blocked field goal return
10-2-99	Western Conn. St. 12, Plymouth St. 9	Adam Kennett 29 FG
10-7-00	Worcester St. 33, Mass. Maritime 31	Pat Arnold 21 pass from Cean Oksanish
9-15-01	Bluffton 23, Thiel 20	Adam Burgess 42 FG
11-11-01	Wabash 27, DePauw 21	Kurt Casper 52 pass from Jake Knott
11-2-02	Waynesburg 24, Frostburg St. 21	Brian Cence 35 FG
9-20-03	Fitchburg St. 17, Western New Eng. 14	Treavor Smith 52 FG
9-27-03	Augustana (Ill.) 27, Wis.-Platteville 26	Mike Clark 54 FG
10-25-03	Augustana (Ill.) 24, Millikin 22	Mike Clark 22 FG
11-15-03	Cortland St. 16, Ithaca 15	Ryan DeCamp 26 FG
11-5-05	Widener 31, Salisbury 28	Frank Vinci 29 FG

Overtime Games

In 1981, the NCAA Football Rules Committee approved an overtime tiebreaker system to decide a tie game for the purpose of determining a conference champion in regular-season play. In 1996, the tiebreaker became mandatory in all games tied after four periods.

2005 Division III Overtime Games

Date	Winner's Division	Winner's Conference	Score (Loser's Conf.)	Number of OT Periods	Regulation Score	Team With First Choice	OT Choice
Sept. 3	I-AA	Metro Atlantic	Iona 21, Montclair St. 14 (New Jersey).....	1OT	14-14	Montclair St.	Defense
Sept. 3	III	Iowa	Central (Iowa) 25, Augustana (Ill.) 24 (Illinois & Wisconsin).....	1OT	17-17	Central (Iowa)	Defense
Sept. 3	III	Ohio	Baldwin-Wallace 23, Allegheny 17 (North Coast).....	1OT	17-17	Allegheny	Defense
Sept. 10	III	Presidents'	Westminster (Pa.) 12, Allegheny 9 (North Coast).....	1OT	9-9	N/A	N/A
Sept. 10	III	Southern California	Whittier 29, Colorado Col. 26 (Independent).....	1OT	23-23	N/A	N/A
Sept. 17	III	Centennial	McDaniel 37, Catholic 36 (Old Dominion).....	2OT	24-24	N/A	N/A
Sept. 17	III	Liberty	Merchant Marine 29, Dickinson 26 (Centennial).....	1OT	26-26	Dickinson	Offense
Sept. 24	III	Liberty	Hobart 56, Rensselaer 48 (Liberty).....	3OT	34-34	Rensselaer	Defense
Sept. 24	III	New England Football	Fitchburg St. 6, Westfield St. 0 (New England Football).....	3OT	0-0	Fitchburg St.	Defense
Sept. 24	NAIA	Great Plains	Northwestern (Iowa) 41, Neb. Wesleyan 38 (Independent).....	1OT	38-38	Northwestern (Iowa)	Defense
Sept. 24	III	New Jersey	Rowan 35, Robert Morris 28 (Northeast-Div. I-AA).....	1OT	28-28	Robert Morris	Defense
Sept. 24	III	Empire 8	Ithaca 41, St. John Fisher 35 (Empire 8).....	1OT	35-35	Ithaca	Defense
Sept. 24	III	Empire 8	Alfred 23, Springfield 22 (Empire 8).....	1OT	16-16	Springfield	Defense
Oct. 1	III	Presidents'	Thiel 38, Wash. & Jeff. 35 (Presidents').....	1OT	35-35	Thiel	Defense
Oct. 1	III	Liberty	Union (N.Y.) 23, Merchant Marine 17 (Liberty).....	1OT	17-17	Union (N.Y.)	Defense
Oct. 1	III	Wisconsin	Wis.-River Falls 13, Wis.-Oshkosh 10 (Wisconsin).....	1OT	10-10	N/A	N/A
Oct. 1	III	Heartland	Hanover 41, Mt. St. Joseph 35 (Heartland).....	1OT	35-35	N/A/N/A	N/A
Oct. 1	III	American Southwest	McMurry 53, Louisiana Col. 47 (American Southwest).....	2OT	40-40	N/A	N/A
Oct. 1	III	Michigan	Adrian 30, Albion 27 (Michigan).....	1OT	27-27	Adrian	Defense
Oct. 7	III	Liberty	Springfield 50, Western Conn. St. 49 (New Jersey).....	1OT	42-42	Springfield	Defense
Oct. 8	III	New Jersey	Montclair St. 3, Kean 0 (New Jersey).....	1OT	0-0	Kean	Defense
Oct. 8	III	Independent	Neb. Wesleyan 19, Doane 12 (Great Plains).....	1OT	12-12	Doane	Defense
Oct. 8	III	Northwest	Willamette 34, Southern Ore. 28 (NAIA Independent).....	2OT	21-21	N/A	N/A
Oct. 8	III	Illinois & Wisconsin	Wheaton (Ill.) 41, Millikin 35 (Illinois & Wisconsin).....	3OT	21-21	Millikin	Defense
Oct. 15	III	Heartland	Anderson (Ind.) 13, Bluffton 10 (Heartland).....	2OT	7-7	N/A	N/A
Oct. 15	III	Presidents'	Thiel 35, Waynesburg 28 (Presidents').....	2OT	21-21	Thiel	Defense
Oct. 15	III	Southern California	Redlands 30, Whittier 24 (Southern California).....	1OT	24-24	Whittier	Offense
Oct. 15	III	Middle Atlantic	Lycoming 33, Ithaca 30 (Empire 8).....	1OT	27-27	Lycoming	Defense
Oct. 15	III	Centennial	Dickinson 25, McDaniel 22 (Centennial).....	1OT	19-19	McDaniel	Defense
Oct. 15	III	NESCAC	Bates 30, Wesleyan (Conn.) 29 (NESCAC).....	1OT	23-23	N/A	N/A
Oct. 15	III	Minnesota	Augsburg 19, Hamline 13 (Minnesota).....	2OT	13-13	Hamline	Defense
Oct. 15	III	Michigan	Adrian 37, Olivet 31 (Michigan).....	2OT	24-24	Adrian	Defense
Oct. 22	III	Wisconsin	Wis.-Eau Claire 27, Wis.-La Crosse 20 (Wisconsin).....	2OT	13-13	N/A	N/A
Oct. 22	III	Upper Midwest	Minn.-Morris 34, Crown (Minn.) 28 (Upper Midwest).....	2OT	21-21	Minn.-Morris	Defense
Oct. 29	III	North Coast	Kenyon 16, Earlham 13 (North Coast).....	1OT	10-10	N/A	N/A
Oct. 29	III	Centennial	Frank. & Marsh. 17, McDaniel 14 (Centennial).....	1OT	14-14	McDaniel	Defense
Nov. 5	III	Wisconsin	Wis.-Oshkosh 24, Wis.-Eau Claire 18 (Wisconsin).....	1OT	18-18	N/A	N/A
Nov. 5	III	Atlantic Central	Frostburg St. 17, Waynesburg 10 (Presidents').....	1OT	10-10	N/A	N/A
Nov. 5	III	Northwest	Willamette 40, Whitworth 34 (Northwest).....	1OT	34-34	Willamette	Defense
Nov. 5	III	Illini-Badger	Benedictine (Ill.) 27, Concordia (Ill.) 20 (Illini-Badger).....	1OT	20-20	N/A	N/A
Nov. 12	III	Presidents'	Thiel 50, Carnegie Mellon 48 (University Athletic).....	3OT	28-28	Thiel	Defense
Nov. 12	III	Independent	Colorado Col. 58, Menlo 52 (Independent).....	3OT	38-38	N/A	N/A
Nov. 12	III	American Southwest	Mississippi Col. 51, Howard Payne 45 (American Southwest).....	2OT	38-38	Mississippi Col.	Defense
Nov. 12	III	New Jersey	Cortland St. 37, Ithaca 30 (Empire 8).....	1OT	30-30	Ithaca	Defense
Nov. 12	III	Middle Atlantic	Lycoming 17, Susquehanna 10 (Middle Atlantic).....	1OT	10-10	N/A	N/A
Nov. 12	III	New England Football	Curry 17, Fitchburg St. 14 (New England Football).....	2OT	14-14	Fitchburg St.	Defense
Nov. 12	III	Southern Collegiate	Sewanee 25, Rhodes 22 (Southern Collegiate).....	1OT	22-22	N/A	N/A

Notes: 47 games (31 with one extra period, 11 with two extra periods, 5 with three extra periods) – average of 1.45 extra periods
Where known, team with first choice won 15 and lost 15

Regular-Season Overtime Games

In 1981, the NCAA Football Rules Committee approved an overtime tiebreaker system to decide a tie game for the purpose of determining a conference champion. In 1996, the tiebreaker became mandatory in all games tied after four periods. The following conferences used the tiebreaker system from 1981 through 1995 to decide conference-only tie games. The number of overtimes is indicated in parentheses.

EASTERN COLLEGIATE FOOTBALL CONFERENCE

Date	Opponents, Score
10-28-95	Western New Eng. 6, Nichols 0 (4 ot)

IOWA INTERCOLLEGIATE ATHLETIC CONFERENCE

Date	Opponents, Score
9-26-81	William Penn 24, Wartburg 21 (1 ot)
9-25-82	Dubuque 16, Buena Vista 13 (1 ot)
10-2-82	Luther 25, Dubuque 22 (1 ot)

Date	Opponents, Score
10-30-82	Wartburg 27, Dubuque 24 (3 ot)
10-4-86	Luther 28, Wartburg 21 (1 ot)
9-26-87	William Penn 19, Upper Iowa 13 (2 ot)
11-7-87	William Penn 17, Loras 10 (1 ot)
10-10-92	Simpson 20, Loras 14 (1 ot)
11-14-92	Luther 17, Buena Vista 10 (1 ot)

MIDWEST CONFERENCE

Date	Opponents, Score
10-25-86	Lake Forest 30, Chicago 23 (1 ot)
10-26-86	Lawrence 7, Beloit 0 (1 ot)
9-30-89	Illinois Col. 26, Ripon 20 (3 ot)
10-27-90	Beloit 16, St. Norbert 10 (1 ot)
11-2-91	Monmouth (Ill.) 13, Knox 7 (1 ot)
10-29-94	Monmouth (Ill.) 26, Grinnell 20 (1 ot)
10-14-95	Beloit 20, Carroll (Wis.) 14 (1 ot)

NEW ENGLAND FOOTBALL CONFERENCE

(From 1987)

Date	Opponents, Score
10-31-87	Nichols 21, Mass.-Lowell 20 (1 ot)
9-17-88	Mass.-Lowell 22, Worcester St. 19 (2 ot)
9-30-89	Worcester St. 23, Mass.-Dartmouth 20 (1 ot)
10-27-89	Westfield St. 3, Mass.-Dartmouth 0 (3 ot)
10-28-89	Worcester St. 27, Nichols 20 (1 ot)
11-7-92	Mass.-Dartmouth 21, Westfield St. 14 (3 ot)
9-25-93	Mass. Maritime 28, Mass.-Dartmouth 21 (1 ot)
11-5-94	Mass.-Dartmouth 21, Westfield St. 14 (1 ot)

SOUTHERN CALIFORNIA INTERCOLLEGIATE ATHLETIC CONFERENCE

Date	Opponents, Score
10-18-86	La Verne 53, Occidental 52 (1 ot)
9-26-87	Claremont-M-S 33, Occidental 30 (1 ot)
10-27-90	Occidental 47, Claremont-M-S 41 (1 ot)
10-17-92	Cal Lutheran 17, Occidental 14 (1 ot)
10-30-93	Redlands 23, Cal Lutheran 17 (2 ot)

NUMBER OF DIVISION III OVERTIME GAMES BY YEAR

1981	1	1991	1	2001	15
1982	3	1992	4	2002	37
1983	0	1993	2	2003	20
1984	0	1994	2	2004	43
1985	0	1995	2	2005	47
1986	4	1996	20		
1987	4	1997	32		
1988	1	1998	23		
1989	4	1999	16		
1990	2	2000	7		

Stadiums

STADIUMS LISTED ALPHABETICALLY BY SCHOOL

School	Stadium	Year Built	Capacity	Surface
Adrian	Maple	1960	5,000	Grass
Albion	Sprinkle-Sprandel	1976	5,010	Grass
Albright	Eugene L. Shirk	1925	7,000	Grass
Alfred	Merrill Field	1926	5,000	Turf
Allegheny	Robertson Field	1948	5,000	Grass
Alma	Bahlke Field	1986	4,000	Turf
Amherst	Pratt Field	1891	8,000	Grass
Anderson (Ind.)	Macholtz	NA	4,200	Grass
Augsburg	Anderson-Nelson Field	1984	2,000	AstroTurf
Augustana (Ill.)	Ericson Field	1938	3,200	Grass
Aurora	Aurora Field	NA	1,500	Grass
Austin	Jerry Apple	2000	2,500	Grass
Averett	Hawkins Bradley	2000	5,000	Grass
Baldwin-Wallace	George Finnie	1971	8,100	StadiaTurf
Bates	Garcelon Field	1900	3,000	Grass
Becker	Alumni Field at WPI	1916	2,800	Omni-Turf
Beloit	Strong	1934	3,500	Grass
Benedictine (Ill.)	Alumni	1951	3,000	Grass
Bethany (W.V.)	Bethany Field	1938	1,000	Grass
Bethel (Minn.)	Armstrong	1996	3,000	Grass
Blackburn	Blackburn College	NA	1,500	Grass
Bluffton	Salzman	1993	3,000	Grass
Bowdoin	Whittier Field	NA	9,000	Grass
Bridgewater (Va.)	Jopson Field	1971	3,000	Grass
Bridgewater St.	Swenson Field	1974	3,000	Grass
Brockport St.	Special Olympics	1979	10,000	Grass
Buena Vista	J. Leslie Rollins	1980	3,500	Grass
Buffalo St.	Coyer Field	NA	3,000	Grass
Cal Lutheran	Mt. Clef	1962	2,000	Grass
Capital	Bernlohr	2000	3,000	AstroPlay
Carleton	Laird	1926	7,500	Grass
Carnegie Mellon	Gesling	1990	3,500	Omni-Turf
Carroll (Wis.)	Van Male Field	1976	4,200	Grass
Carthage	Art Keller Field	1965	3,100	Grass
Case Reserve	E.L. Finningan Field	1968	3,000	Grass
Catholic	Cardinal Field	1985	3,500	Grass
Central (Iowa)	A.N. Kuyper	1977	5,000	Grass
Centre	Farris	1925	2,500	Grass
Chapman	Ernie Chapman	NA	3,000	Grass
Chicago	Stagg Field	1969	1,500	Grass
Chris. Newport	Christopher Newport	2001	3,200	Grass
Claremont-M-S	Zinda Field	1955	3,000	Grass
Coast Guard	Cadet Memorial Field	1932	4,500	Grass
Coe	Clark Field	1989	2,200	Grass
Colby	Seaverns	1948	5,000	Grass
Colorado Col.	Washburn Field	1898	2,000	Grass
Concordia (Ill.)	Concordia	NA	1,500	Field Turf
Concordia (Wis.)	Century	NA	2,500	Grass
Concordia-M'head	Jake Christiansen	NA	7,500	Grass
Cornell College	Ash Park Field	1922	2,500	Grass
Cortland St.	Cortland Stadium Complex	2002	6,500	SprinTurf
Curry	D. Forbes Will Field	NA	1,500	Grass

School	Stadium	Year Built	Capacity	Surface
Defiance	Justin F. Coressel	1994	4,000	Grass
Delaware Valley	James Work Memorial	1978	4,500	Grass
Denison	Deeds Field	1922	5,000	Grass
DePauw	Blackstock	1941	4,000	Grass
Dickinson	Biddle Field	1909	2,577	Grass
Dubuque	Chalmers Field	1942	2,800	PAT
Earlham	M.O. Ross Field	1975	1,500	Grass
East Tex. Baptist	Ornelas	2000	2,950	Grass
Elmhurst	Langhorst Field	1920	2,500	Grass
Emory & Henry	Fullerton Field	NA	5,500	Grass
Endicott	Endicott	2003	2,000	FieldTurf
Eureka	McKinzie	1913	3,000	Grass
FDU-Florham	Robert T. Shields	1973	4,000	Grass
Ferrum	W.B. Adams	1970	5,500	Grass
Fitchburg St.	Robert Elliot	1984	1,200	Grass
Framingham St.	Maple Street Field	NA	1,500	Grass
Franklin	Stewart "Red" Faught	1889	2,000	Grass
Frank. & Marsh.	Sponaugle-Williamson Field	1920	4,000	Grass
Frostburg St.	Bobcat	1974	4,000	Grass
Gettysburg	Shirk Field at Musselman Stadium	1965	6,176	Grass
Greensboro	Jamieson	NA	10,000	Grass
Greenville	Francis Field	NA	2,000	NA
Grinnell	Rosenbloom Field	1911	1,750	Grass
Grove City	Thorn Field	1981	3,500	Grass
Guilford	Armfield Athletic Center	1960	3,500	Grass
Gust. Adolphus	Hollingsworth Field	1929	4,500	Grass
Hamilton	Steuben Field	NA	2,500	Grass
Hamline	Norton	1921	2,000	Grass
Hampden-Sydney	Hundley	1964	2,400	Grass
Hanover	L.S. Ayers Field	1973	4,000	Grass
Hardin-Simmons	Shelton	1993	4,000	Grass
Hartwick	All-Weather Field	1985	1,200	AstroTurf
Heidelberg	Frost-Kalnow	1941	7,500	Grass
Hiram	Charles Henry Field	1958	3,000	Grass
Hobart	Boswell Field	1975	4,500	Grass
Hope	Holland Municipal	1979	5,322	Grass
Howard Payne	Gordon Wood	NA	7,600	Grass
Huntingdon	Charles Lee Field	2004	1,500	NA
Husson	Winkin Sports Complex	2003	3,000	FieldTurf
Illinois Col.	England Field	1960	2,500	Grass
Ill. Wesleyan	Ill. Wesleyan	1893	3,500	Grass
Ithaca	Jim Butterfield	1958	5,000	Grass
John Carroll	Don Shula	2002	6,000	Turf
Johns Hopkins	Homewood Field	1906	8,000	Turf
Juniata	Chuck Knox	1988	3,000	Grass
Kalamazoo	Angell Field	1946	3,000	Grass
Keam	Zweidinger Field	NA	2,200	Grass
Kenyon	McBride Field	1962	2,500	Grass
King's (Pa.)	Monarch Field	NA	3,000	Grass
Knox	Knox Bowl	1968	6,000	Grass
La Verne	Ortmayer	1991	1,500	Grass

School	Stadium	Year Built	Capacity	Surface
LaGrange	Calloway	NA	NA	SprinTurf
Lake Forest	Farwell Field	NA	2,000	Grass
Lakeland	John Taylor Field	1958	1,500	Grass
Lawrence	Banta Bowl	1965	5,255	Grass
Lebanon Valley	Arnold Field	1969	2,500	Grass
Lewis & Clark	Griswold	NA	3,700	Turf
Linfield	Maxwell Field	1922	4,000	Grass
Loras	Rock Bowl	1945	3,000	Grass
Louisiana Col.	D.C. Bates	2000	7,500	NA
Luther	Carlson	1966	5,000	Grass
Lycoming	Person Field	1962	2,500	Grass
Macalester	Macalester	1965	4,000	Grass
MacMurray	MacMurray Field	1984	5,000	Grass
Maine Maritime	Ritchie	1965	3,500	Turf
Manchester	Burt Memorial	NA	4,500	Grass
Maranatha Baptist	Maranatha	NA	3,000	Grass
Marietta	Don Drumm Field	1935	7,000	Grass
Maritime (N.Y.)	AstroPlay Field	NA	NA	AstroPlay
Martin Luther	MLC Bowl	NA	1,500	Grass
Mary Hardin-Baylor	Tiger Field	1996	7,000	Grass
Maryville (Tenn.)	Thornton-Honaker Field	1951	2,500	Grass
Mass.-Dartmouth	University	NA	1,850	Grass
MIT	Henry G. Steinbrenner	1980	1,600	Grass
Mass. Maritime	Edward Ellis Field	1972	3,000	Grass
McDaniel	Scott S. Bair	1981	4,000	Momentum Turf
McMurry	Indian	1937	4,500	Grass
Menlo	Conner Field	1972	1,000	Grass
Merchant Marine	Captain Tomb Field	1945	5,840	Grass
Methodist	Monarch Field	1989	1,500	Grass
Middlebury	Alumni	1991	3,500	Grass
Millikin	Frank M. Lindsay Field	1987	4,000	Grass
Millsaps	Alumni Field	NA	4,000	Grass
Minn.-Morris	UMM Field	NA	5,000	Grass
Mississippi Col.	Robinson-Hale	1985	8,500	Grass
Monmouth (Ill.)	Bobby Woll Memorial Field	1981	3,000	Grass
Montclair St.	Sprague Field	1934	6,000	AstroTurf
Moravian	Steel Field	1932	2,200	Grass
Mount Ida	Athletic Stadium at Mount Ida	NA	500	Grass
Mt. St. Joseph	Elder High School	NA	4,000	Grass
Mount Union	Mount Union	1915	5,529	AstroPlay
Muhlenberg	Scotty Wood Stadium	1998	3,000	AstroTurf
Muskingum	McConagha	1925	5,000	Grass
Neb. Wesleyan	Abel	1986	2,000	Grass
TCNJ	Lions	1984	5,000	AstroTurf
Nichols	Bison Bowl	1961	3,000	Grass
North Central (Ill.)	Kroehler Field	NA	3,000	Grass
North Park	Hedstrand Field	1955	2,500	Grass
Norwich	Sabine Field	1921	5,000	Grass
Oberlin	Dill Field	1925	3,500	Grass
Occidental	Patterson Field	1900	4,000	Grass
Ohio Northern	Ada War Memorial	1948	4,000	Grass
Ohio Wesleyan	Selby	1929	9,600	Grass
Olivet	Griswold Field	1972	3,500	Grass
Otterbein	Memorial	1946	4,000	Grass
Pacific Lutheran	Sparks	1985	4,500	Turf
Plymouth St.	Currier Memorial Field	1970	1,000	Grass
Pomona-Pitzer	Merritt Field	1991	2,000	Grass
Principia	Clark Field	1937	1,000	Grass
Puget Sound	Baker	1964	6,000	Grass
Randolph-Macon	Day Field	1953	5,000	Grass
Redlands	Ted Runner	1968	7,000	Grass
Rensselaer	86 Field	1912	3,000	Grass
Rhodes	Fargason Field	1964	5,000	Grass
Ripon	Ingalls Field	1888	2,500	Grass
Rochester	Edwin Fauver	1930	5,000	All-Pro Turf
Rockford	Sam Greeley Field	2001	1,000	NA
Rose-Hulman	Phil Brown Field	NA	2,500	Grass
Rowan	John Page	1969	5,000	Grass
St. John Fisher	Gronwey	1999	2,100	AstroTurf
St. John's (Minn.)	Clemens	1908	5,500	Grass
St. Lawrence	Weeks Field	1906	3,000	Grass
St. Norbert	Minahan	1937	3,100	Grass
St. Olaf	Manitou Field	1930	5,000	Grass
St. Thomas (Minn.)	O'Shaughnessy	1948	5,025	Grass
Salisbury	Sea Gull	1980	2,500	Grass
Salve Regina	Toppa	NA	2,500	Grass
Sewanee	McGee Field	1935	1,500	Grass
Shenandoah	Shentel	2001	2,500	Grass
Simpson	Bill Buxton	1990	5,000	AstroPlay
Springfield	Benedum Field	1971	2,500	All-Pro Plus

School	Stadium	Year Built	Capacity	Surface
Sul Ross St.	Jackson Field	NA	2,500	Grass
Susquehanna	Amos Alonzo Stagg Field at Lopardo Stadium	2000	3,500	ProGrass
Texas Lutheran	Matador	1959	9,500	Grass
Thiel	Stewart Field	1954	5,000	Grass
Thomas More	Thomas More	1999	3,000	Grass
Trinity (Conn.)	Dan Jessee Field	1900	6,500	Grass
Trinity (Tex.)	E.M. Stevens	1972	3,500	Grass
Tufts	Ellis Oval	1923	6,000	Grass
Union (N.Y.)	Frank Bailey Field	1981	2,000	AstroTurf
Ursinus	Patterson Field	1923	2,500	Grass
Utica	Charles A. Gaetano	2001	1,200	FieldTurf
Wabash	Little Giant	1967	4,200	Grass
Warburg	Walston-Hoover	2002	4,000	FieldTurf
Washington-St. Louis	Francis Field	1904	4,000	Grass
Wash. & Jeff.	Cameron	1958	4,500	FieldTurf
Wash. & Lee	Wilson Field	1930	7,000	Grass
Waynesburg	Wiley	1999	4,000	FieldTurf
Wesley	Wolverine	1989	2,000	Grass
Wesleyan (Conn.)	Andrus Field	1881	5,000	Grass
Western Conn. St.	Midtown Campus Field	2003	2,500	SprinTurf
Western New Eng.	WNEC	NA	1,500	Grass
Westfield St.	Alumni Field	1982	4,800	AstroTurf
Westminster (Mo.)	Priest Field	1906	1,500	Grass
Westminster (Pa.)	Harold Burry	1950	4,500	NA
Wheaton (Ill.)	McCully Field	1956	7,000	Grass
Whittier	Memorial	NA	7,000	Grass
Whitworth	Pine Bowl	NA	2,200	Grass
Widener	Leslie C. Quick Jr.	1994	4,000	Grass
Wilkes	Ralston Field	1965	4,000	Grass
Willamette	McCulloch	1950	2,400	Grass
Wm. Paterson	Wrightman	NA	2,000	Grass
Williams	Weston Field	1875	10,000	Grass
Wilmington (Ohio)	Williams	1983	3,250	Grass
Wis.-Eau Claire	Carson Park	NA	6,500	Grass
Wis.-La Crosse	Veterans Memorial	1924	4,349	Grass
Wis.-Oshkosh	Titan	1970	9,800	Grass
Wis.-Platteville	Ralph E. Davis Pioneer	1972	10,000	Grass
Wis.-River Falls	Ramer Field	1966	4,800	Grass
Wis.-Stevens Point	Goerke Field	1932	4,000	Grass
Wis.-Stout	Nelson Field	1936	5,000	Grass
Wis.-Whitewater	Forrest Perkins	1970	11,000	Grass
Wis. Lutheran	Warrior Field	2004	1,500	NA
Wittenberg	Edwards-Maurer	1995	2,400	StadiaTurf
Wooster	John P. Papp	1991	4,500	Grass
WPI	Alumni Field	1916	2,800	Omni-Turf
Worcester St.	John Coughlin Memorial	1976	2,500	AstroTurf

STADIUMS LISTED BY CAPACITY (TOP 35)

School	Stadium	Surface*	Capacity
Wis.-Whitewater	Forrest Perkins	Grass	11,000
Brockport St.	Special Olympics	Grass	10,000
Greensboro	Jamieson	Grass	10,000
Williams	Weston Field	Grass	10,000
Wis.-Platteville	Ralph E. Davis Pioneer	Grass	10,000
Wis.-Oshkosh	Titan	Grass	9,800
Ohio Wesleyan	Selby	Grass	9,600
Texas Lutheran	Matador	Grass	9,500
Bowdoin	Whittier Field	Grass	9,000
Mississippi Col.	Robinson-Hale	Grass	8,500
Baldwin-Wallace	George Finnie	StadiaTurf	8,100
Amherst	Pratt Field	Grass	8,000
Johns Hopkins	Homewood Field	Turf	8,000
Wesleyan (Conn.)	Andrus Field	Grass	8,000
Howard Payne	Gordon Wood	Grass	7,600
Carleton	Laird	Grass	7,500
Concordia-M'head	Jake Christiansen	Grass	7,500
Heidelberg	Frost-Kalnow	Grass	7,500
Albright	Eugene L. Shirk	Grass	7,000
Marietta	Don Drumm Field	Grass	7,000
Mary Hardin-Baylor	Tiger Field	Grass	7,000
Redlands	Ted Runner	Grass	7,000
Wash. & Lee	Wilson Field	Grass	7,000
Wheaton (Ill.)	McCully Field	Grass	7,000
Whittier	Memorial	Grass	7,000
Corland St.	Corland Stadium	Complex	6,500
Thomas More	Lockland	Grass	6,500
Trinity (Conn.)	Dan Jessee Field	Grass	6,500
Wis.-Eau Claire	Carson Park	Grass	6,500
Gettysburg	Musselman	Grass	6,176

School	Stadium	Surface*	Capacity
Knox	Knox Bowl	Grass	6,000
Montclair St.	Sprague Field	AstroTurf	6,000
Puget Sound	Baker	Grass	6,000
Tufts	Ellis Oval	Grass	6,000
Merchant Marine	Captain Tomb Field	Grass	5,840

listed. Legend: Turf—Any of several types of artificial turfs [name brands include AstroTurf, All-Pro, Omni-Turf, SuperTurf, etc.]; Grass—Natural grass surface; PAT—Prescription Athletic Turf [a "natural-artificial" surface featuring a network of pipes connected to pumps capable of sucking water from the natural turf or watering it. The pipes are located 18 inches from the surface and covered with a mixture of sand and filler. The turf also is lined with heating coils to keep it from freezing in temperatures below 32 degrees].

Surface Notes: *This column indicates the type of surface (either artificial or natural grass) present this year in the stadium. The brand name of the artificial turf, if known, is

Statistics Trends

(Average Per Game, One Team)

Year	Rushing			Att.	Cmp.	Passing			Total Off.			Scoring			Punting	
	Plays	Yds.	Avg.			Pct.	Yds.	Avg.	Att.	Plays	Yds.	Avg.	TD	FG	Pts.	No.
1995	42.8	159.9	3.74	25.5	12.5	49.1	159.3	6.24	68.3	319.2	4.67	3.01	0.41	21.8	5.6	33.3
1996	42.8	166.9	3.90	25.9	12.8	49.4	167.8	6.48	68.7	334.7	4.87	3.21	0.43	23.3	5.4	34.3
1997	41.8	159.1	3.81	26.6	13.2	49.7	175.3	6.58	68.4	334.4	4.89	3.26	0.43	23.6	5.5	35.0
1998	41.6	159.8	3.84	26.9	13.6	50.5	181.4	6.75	68.5	341.2	4.98	3.37	0.46	24.5	5.4	35.0
1999	41.0	155.0	3.78	28.9	14.6	50.5	191.8	6.64	69.9	346.8	4.96	3.36	0.47	24.4	5.6	34.9
2000	41.0	154.1	3.76	28.2	14.2	50.5	185.2	6.57	69.2	339.3	4.90	3.27	0.51	24.0	5.6	34.4
2001	41.1	156.8	3.82	29.0	14.7	50.7	191.4	6.61	70.0	348.3	4.97	3.42	0.48	24.8	5.6	34.0
2002	40.7	153.6	3.78	28.3	14.5	51.2	185.3	6.54	69.0	338.9	4.91	3.32	0.48	24.2	5.3	34.2
2003	41.3	160.5	3.89	28.3	14.8	52.3	186.3	6.57	69.7	346.8	4.98	3.33	0.51	24.5	5.4	34.9
2004	41.2	159.1	3.86	28.4	14.7	51.9	185.8	6.54	69.6	344.9	4.96	3.36	0.51	24.6	5.5	34.6
2005	40.3	153.2	3.80	29.2	15.6	53.4	196.6	6.72	69.5	349.8	5.03	3.36	0.53	24.8	5.3	35.0

Additional Statistics Trends

Year	Teams	Avg. Games	PAT Kick Attempts		Two-Point Attempts		Pct. of Field Goals Made
			Pct. Made	Pct. of Total Tries	Pct. Made	Pct. of Total Tries	
1995	187	9.48	.818	.854	.456	.146	.533
1996	197	9.52	.850	.862	.483	.138	.528
1997	199	9.43	.824	.859	.476	.141	.542
1998	198	9.63	.854	.867	.461	.133	.544
1999	206	9.65	.838	.877	.419	.123	.557
2000	203	9.69	.825	.871	.421	.129	.565
2001	192	9.54	.842	.890	.442	.110	.549
2002	222	10.03	.845	.885	.418	.115	.551
2003	225	9.87	.852	.888	.431	.112	.561
2004	225	9.99	.863	.898	.411	.102	.563
2005	228	9.97	.862	.903	.414	.097	.571

Classification History

The following lists show years of active membership for current and former Division III football-playing institutions. Provisional members also are shown along with the year in which they will become active members.

ACTIVE MEMBERS (229)

Adrian	1973-current	Carnegie Mellon	1973-current	Eureka	1978-current
Albion	1973-current	Carroll (Wis.)	1976-current	FDU-Florham	1973-current
Albright	1973-current	Carthage	1976-current	Ferrum	1985-current
Alfred	1973-current	Case Reserve	1973-current	Fitchburg St.	1984-current
Allegheny	1973-current	Catholic	1978-current	Framingham St.	1973-current
Alma	1973-current	Central (Iowa)	1973-current	Franklin	1992-current
Amherst	1973-current	Centre	1973-current	Frank. & Marsh.	1973-current
Anderson (Ind.)	1992-current	Chapman	1994-current	Frostburg St.	1977-current
Augsburg	1982-current	Chicago	1973-current	Gettysburg	1973-current
Augustana (Ill.)	1973-current	Chris. Newport	2001-current	Greensboro	1997-current
Aurora	1988-current	Claremont-M.S.	1973-current	Greenville	1997-current
Austin	1973-77, 97-current	Coast Guard	1973-current	Grinnell	1973-current
Averett	2000-current	Coe	1973-current	Grove City	1973-current
Baldwin-Wallace	1973-current	Colby	1973-current	Guilford	1990-current
Bates	1973-current	Colorado Col.	1973-current	Gust. Adolphus	1973-current
Becker	2005-current	Concordia (Ill.)	1973-75, 81-current	Hamilton	1973-current
Beloit	1973-current	Concordia (Wis.)	1997-current	Hamline	1973-current
Benedictine (Ill.)	1973-current	Concordia-M'head	1977-current	Hampden-Sydney	1973-current
Bethany (W.V.)	1973-current	Cornell College	1973-current	Hanover	1992-current
Bethel (Minn.)	1983-current	Corland St.	1973-current	Hardin-Simmons	1990-92, 94-current
Blackburn	1990-current	Curry	1973-current	Hartwick	1992-current
Bluffton	1990, 92-current	Defiance	1973-75, 91-current	Heidelberg	1973-current
Bowdoin	1973-current	Delaware Valley	1973-current	Hiram	1973-current
Bridgewater (Va.)	1973-current	Denison	1973-current	Hobart	1973-current
Bridgewater St.	1973-current	DePauw	1973-current	Hope	1973-current
Brockport St.	1973-current	Dickinson	1973-current	Howard Payne	1994-current
Buena Vista	1976-current	Dubuque	1976-current	Huntingdon	2004-current
Buffalo St.	1981-current	Earlham	1982-current	Husson	2003-current
Cal Lutheran	1975-77, 91-current	East Tex. Baptist	2001-current	Illinois Col.	1978-current
Capital	1973-current	Elmhurst	1973-current	Ill. Wesleyan	1978-current
Carleton	1973-current	Emory & Henry	1973-current	Ithaca	1973-current
		Endicott	2003-current	John Carroll	1973-current

Johns Hopkins.....	1973-current
Junidata.....	1973-current
Kalamazoo.....	1973-current
Kean.....	1973-current
Kenyon.....	1973-current
King's (Pa.).....	1994-current
Knox.....	1973-current
La Verne.....	1982-current
LaGrange.....	2006
Lake Forest.....	1973-current
Lakeland.....	1994-current
Lawrence.....	1973-current
Lebanon Valley.....	1973-current
Lewis & Clark.....	1998-current
Linfield.....	1998-current
Loras.....	1986-current
Louisiana Col.....	2003-current
Luther.....	1973-current
Lycoming.....	1973-current
Macalester.....	1973-current
MacMurray.....	1984-current
Maine Maritime.....	1973-current
Manchester.....	1992-current
Maranatha Baptist.....	1999-current
Marietta.....	1973-current
Maritime (N.Y.).....	1985, 88, 2006
Martin Luther.....	1991-current
Mary Hardin-Baylor.....	2000-current
Maryville (Tenn.).....	1973-current
Mass.-Dartmouth.....	1988-current
MIT.....	1988-current
Mass. Maritime.....	1973-current
McDaniel.....	1973-current
McMurry.....	1997-current
Menlo.....	1986-current
Merchant Marine.....	1973-77, 82-current
Methodist.....	1989-current
Middlebury.....	1973-current
Millikin.....	1976-current
Millsaps.....	1973-current
Mississippi Col.....	1997-current
Monmouth (Ill.).....	1973-current
Montclair St.....	1973-current
Moravian.....	1973-current
Mount Ida.....	2002-current
Mt. St. Joseph.....	1998-current
Mount Union.....	1973-current
Muhlenberg.....	1973-current
Muskingum.....	1973-current
Neb. Wesleyan.....	1973-current
TCNJ.....	1973-current
Nichols.....	1973-current
N.C. Wesleyan.....	2004-current
North Central (Ill.).....	1973-current
North Park.....	1973-current
Norwich.....	1973-current
Oberlin.....	1973-current
Occidental.....	1973-current
Ohio Northern.....	1973-current
Ohio Wesleyan.....	1973-current
Olivet.....	1973-current
Otterbein.....	1973-current
Pacific Lutheran.....	1998-current
Plymouth St.....	1973-current
Pomona-Pitzer.....	1973-current
Principia.....	1973-current
Puget Sound.....	1999-current
Randolph-Macon.....	1973-current
Reedlands.....	1973-78, 82-current
Rensselaer.....	1973-current
Rhodes.....	1984-current
Ripon.....	1973-current
Rochester.....	1973-current
Rockford.....	2000-current
Rose-Hulman.....	1973-current
Rowan.....	1973-current
St. John Fisher.....	1988-current
St. John's (Minn.).....	1973-current
St. Lawrence.....	1973-current
St. Norbert.....	1973-current
St. Olaf.....	1973-current
St. Thomas (Minn.).....	1973-current
Salisbury.....	1973-current
Salve Regina.....	1993-current
Sewanee.....	1973-current

Shenandoah.....	2000-current
Simpson.....	1973-current
Springfield.....	1995-current
Sul Ross St.....	1997-current
Susquehanna.....	1973-current
Texas Lutheran.....	2002-current
Thiel.....	1973-current
Thomas More.....	1990-current
Trinity (Conn.).....	1973-current
Trinity (Tex.).....	1973-current
Tufts.....	1973-current
Union (N.Y.).....	1973-current
Ursinus.....	1973-current
Utica.....	2001-current
Wabash.....	1973-current
Warburg.....	1973-current
Washington-St. Louis.....	1973-current
Wash. & Jeff.....	1973-current
Wash. & Lee.....	1973-current
Waynesburg.....	1990-current
Wesley.....	1986-current
Wesleyan (Conn.).....	1973-current
Western Conn. St.....	1977-current
Western New Eng.....	1981-current
Westfield St.....	1982-current
Westminster (Mo.).....	1997-current
Westminster (Pa.).....	2002-current
Wheaton (Ill.).....	1973-current
Whittier.....	1973-current
Whitworth.....	1998-current
Widener.....	1973-current
Wilkes.....	1973-current
Willamette.....	1998-current
Wm. Paterson.....	1973-current
Williams.....	1973-current
Wilmington (Ohio).....	1977-80, 90-current
Wis.-Eau Claire.....	1986-current
Wis.-La Crosse.....	1983-current
Wis.-Oshkosh.....	1975-current
Wis.-Platteville.....	1980-current
Wis.-River Falls.....	1977, 82-current
Wis.-Stevens Point.....	1980-current
Wis.-Stout.....	1980-current
Wis.-Whitewater.....	1973-77, 80-current
Wis. Lutheran.....	1999-current
Wittenberg.....	1973-current
Wooster.....	1973-current
WPI.....	1973-current
Worcester St.....	1985-current

PROVISIONAL MEMBERS (3)*

Crown.....	2008
Northwestern (Minn.).....	2009
Tri-State.....	2008

RECLASSIFYING MEMBERS (1)#

First Year as Full Div. III Member

Minn.-Morris (from Div. II).....	2008
----------------------------------	------

(Also a Division III member from 1978-84)

FORMER MEMBERS

UAB.....	1991-92
Albany (N.Y.).....	1973-94
Albany St. (Ga.).....	1973-75
American Int'l.....	1973
Ashland.....	1973-79
Assumption.....	1988-92
Bentley.....	1988-92
Bloomsburg.....	1973-79
Bowie St.....	1973-79
Bridgeport.....	1973
Brooklyn.....	1978-91
Buffalo.....	1978-92
C.W. Post.....	1975-77, 84, 89-92
UC Santa Barb.....	1986-90
Cal St. Chico.....	1973-77
Caltech.....	1973-77
Cameron.....	1973
Canisius.....	1975-92
UCF.....	1980-81
Charleston So.....	1991-92
Cheyney.....	1973-79
Chowan.....	1997-04
Clark Atlanta.....	1973-79

Colorado Mines.....	1973
Davidson.....	1990-92
Dayton.....	1976-92
Delaware St.....	1973-77
Dist. Columbia.....	1978
Drake.....	1987-92
Duquesne.....	1979-92
Eastern Ore.....	1999-03
Evansville.....	1973-77, 89-92
Ferris St.....	1975-76
Fisk.....	1973-83
Fordham.....	1973-88
Fort Valley St.....	1973-80
Gallaudet.....	1973-79, 86-94, 2001-03
Gannon.....	1989-92
Georgetown.....	1973-92
Hillsdale.....	1975
Hofstra.....	1973-92
Humboldt St.....	1975-79
Ill.-Chicago.....	1973
Iona.....	1978-92
James Madison.....	1977-79
Ky. Wesleyan.....	1983-92
Knoxville.....	1973-88
Kutztown.....	1973-79
Lane.....	1973-87
Lock Haven.....	1973-79
Mansfield.....	1973-79
Marist.....	1978-92
Mass.-Boston.....	1988-00
Mass.-Lowell.....	1981-92
Mercyhurst.....	1982-92
Merrimack.....	1989
Miles.....	1973-87
Millersville.....	1973-79
Minn.-Morris.....	1978-84
Minn. St. Mankato.....	1977
Morehouse.....	1973-80
New Haven.....	1973, 77-80
New Jersey City.....	1973-02
NYIT.....	1973
Oswego St.....	1976
Pace.....	1978-92
Plattsburgh St.....	1973-78
Quincy.....	1987-92
Ramapo.....	1981-92
Rochester Inst.....	1973-77
Sacred Heart.....	1991-92
St. Francis (Pa.).....	1978-92
St. John's (N.Y.).....	1978-92
St. Joseph's (Ind.).....	1973-78
St. Mary's (Cal.).....	1973-80
St. Peter's.....	1973-92
Samford.....	1985-88
San Diego.....	1973-92
San Fran. St.....	1973-78
Savannah St.....	1973-80
Seton Hall.....	1973-76, 78-80
Shepherd.....	1973-75
Shippensburg.....	1973-75
Siena.....	1988-92
Slippery Rock.....	1973-78
Sonoma St.....	1980-83
Stillman.....	1999-03
Stonehill.....	1989-92
Stony Brook.....	1983-94
Swarthmore.....	1973-00
Tarleton St.....	1977
Towson.....	1973-79
Upper Iowa.....	1976-02
Upsala.....	1973-96
Valparaiso.....	1973-78
Villanova.....	1985-86
Wagner.....	1973-92
West Ala.....	1973
West Ga.....	1981-82
William Penn.....	1976-00
Winona St.....	1975
Wis.-Superior.....	1973-92

*Provisional members are not active members of the Association and, thus are not eligible for NCAA statistics, records and championship play. The end of the provisional status and first season of active membership in Division III football is listed to the right of the school name.

#Reclassifying members are not eligible for NCAA statistics, records and championship play.



Individual and Team Collegiate Records

Individual Collegiate Records	100
Team Collegiate Records	118



Individual Collegiate Records

Individual collegiate records are determined by comparing the best records in all four divisions (I-A, I-AA, II and III) in comparable categories. Before 2002, postseason games were not included in NCAA final football statistics or records. Beginning with the 2002 season, all postseason games were included in NCAA final football statistics and records. Included are career records of players who played in two divisions (e.g., Dennis Shaw of San Diego St., Howard Stevens of Randolph-Macon and Louisville, and Tom Ehrhardt of C.W. Post and Rhode Island). Players who played seasons other than in the NCAA will have statistics only including NCAA seasons.

Total Offense

CAREER YARDS PER GAME

(Minimum 5,500 Yards; Player must have concluded his career)

Player, Team (Division[s])	Years	G	Plays	Yards	TDR‡	Yd. PG
Steve McNair, Alcorn St. (I-AA)	1991-94	42	2,055	16,823	152	400.5
Tim Rattay, Louisiana Tech (I-A)	1997-99	33	1,705	12,618	117	382.4
Justin Peery, Westminster (Mo.) (III)	1996-99	39	2,001	13,645	*166	349.9
Aaron Flowers, Cal St. Northridge (I-AA)	1996-97	20	944	6,754	60	337.7
Terry Peebles, Hanover (III)	1992-95	23	1,140	7,672	89	333.6
David Macchi, Valparaiso (I-AA)	2002-03	23	1,047	7,628	65	331.7
Dave Dickenson, Montana (I-AA)	1992-95	35	1,539	11,523	116	329.2
Willie Totten, Mississippi Val. (I-AA)	1982-85	40	1,812	13,007	157	325.2
Grady Benton, West Tex. A&M (II)	1994-95	18	844	5,831	55	323.9
Bruce Eugene, Grambling (I-AA)	\$2001-05	46	1,998	14,720	159	320.0
Timmy Chang, Hawaii (I-A)	\$2000-04	53	*2,587	*16,910	123	319.1
Ty Detmer, Brigham Young (I-A)	1988-91	46	1,795	14,665	135	318.8
Neil Lomax, Portland St. (II; I-AA)	1977; 78-80	42	1,901	13,345	120	317.7
Brett Dietz, Hanover (III)	2002-03	22	1,054	6,969	72	316.7
Drew Miller, Montana (I-AA)	1999-00	18	708	5,628	47	312.7
Adam Ryan, Wilmington (Ohio) (III)	1998-01	33	1,520	10,314	47	312.5
Kirk Baumgartner, Wis.-Stevens Point (III)	1986-89	41	2,007	12,767	110	311.4
Mike Perez, San Jose St. (I-A)	1986-87	20	875	6,182	37	309.1
Doug Nussmeier, Idaho (I-AA)	1990-93	39	1,556	12,054	109	309.1
Josh Wallwork, Wyoming (I-A)	1995-96	22	845	6,753	60	307.0
Oteman Sampson, Florida A&M (I-AA)	1996-97	22	906	6,751	57	306.9
Dan Cole, Rensselaer (III)	2001-03	31	1,488	9,487	100	306.0
Doug Gaynor, Long Beach St. (I-A)	1984-85	22	1,067	6,710	45	305.0
Tod Mayfield, West Tex. A&M (I-AA; II)	1984-85; 86	24	1,165	7,316	58	304.8
Marcus Brady, Cal St. Northridge (I-AA)	1998-01	43	2,116	13,095	123	304.5
J.T. O'Sullivan, UC Davis (II)	1998-01	29	987	8,743	78	301.5
Zamir Amin, Menlo (III)	1999-01	26	1,015	7,836	87	301.4
Jamie Martin, Weber St. (I-AA)	1989-92	41	1,838	12,287	93	299.7
Tony Eason, Illinois (I-A)	1981-82	22	1,016	6,589	43	299.5
Adam King, Howard Payne (III)	2001-04	39	1,798	11,588	105	297.1

*Record. †See Page 10 for explanation. ‡Touchdowns-responsible-for are player's TDs scored and passed for.

SEASON YARDS PER GAME

Player, Team (Division)	Year	G	Plays	Yards	TDR‡	Yd. PG
Steve McNair, Alcorn St. (I-AA)	†1994	11	649	5,799	53	527.2
David Klingler, Houston (I-A)	†1990	11	704	5,221	55	474.6
Justin Peery, Westminster (Mo.) (III)	†1998	10	645	4,651	57	465.1
B.J. Symons, Texas Tech (I-A)	†2003	13	798	*5,976	52	459.7
Willie Totten, Mississippi Val. (I-AA)	†1984	10	564	4,572	61	457.2
Justin Peery, Westminster (Mo.) (III)	†1999	10	599	4,419	60	441.9
Danny Ragsdale, Redlands (III)	1999	9	464	3,855	35	428.3
Andre Ware, Houston (I-A)	†1989	11	628	4,661	49	423.7
Zamir Amin, Menlo (III)	†2000	10	511	4,231	43	423.1
Ty Detmer, Brigham Young (I-A)	1990	12	635	5,022	45	418.5
Grady Benton, West Tex. A&M (II)	†1994	9	505	3,699	35	411.0
Steve McNair, Alcorn St. (I-AA)	†1992	10	519	4,057	39	405.7
Perry Klein, C.W. Post (II)	†1993	10	499	4,052	41	405.2
Tim Rattay, Louisiana Tech (I-A)	†1998	12	602	4,840	47	403.3
Mike Maxwell, Nevada (I-A)	†1995	9	443	3,623	34	402.6
Chris Redman, Louisville (I-A)	1998	10	513	4,009	31	400.9
Terry Peebles, Hanover (III)	†1995	10	572	3,981	43	398.1
Steve Young, Brigham Young (I-A)	†1983	11	531	4,346	41	395.1
Jamie Martin, Weber St. (I-AA)	†1991	11	591	4,337	37	394.3
Chris Vargas, Nevada (I-A)	†1993	11	535	4,332	35	393.8

*Record. †National total-offense champion. ‡Touchdowns-responsible-for are player's TDs scored and passed for.

CAREER YARDS

Player, Team (Division[s])	Years	Plays	Yards	Avg.
Timmy Chang, Hawaii (I-A)	\$2000-04	*2,587	16,910	6.54
Steve McNair, Alcorn St. (I-AA)	1991-94	2,055	16,823	8.19
Bruce Eugene, Grambling (I-AA)	\$2001-05	1,998	14,720	7.37
Ty Detmer, Brigham Young (I-A)	1988-91	1,795	14,665	8.17
Justin Peery, Westminster (Mo.) (III)	1996-99	2,001	13,645	6.82
Philip Rivers, North Carolina St. (I-A)	2000-03	1,422	13,582	*9.55
Neil Lomax, Portland St. (II; I-AA)	1977; 78-80	1,901	13,345	7.02
Marcus Brady, Cal St. Northridge (I-AA)	1998-01	2,116	13,095	6.19
Brad Smith, Missouri (I-A)	2002-05	2,283	13,088	5.73
Willie Totten, Mississippi Val. (I-AA)	1982-85	1,812	13,007	7.18
Adam Knoblauch, Delaware Valley (III)	2002-05	1,985	12,833	6.46
Kirk Baumgartner, Wis.-Stevens Point (III)	1986-89	2,007	12,767	6.36
Luke McCown, Louisiana Tech (I-A)	2000-03	2,049	12,731	6.21
Tim Rattay, Louisiana Tech (I-A)	1997-99	1,705	12,618	7.40
Jimmy Terwilliger, East Stroudsburg (II)	2003-05	1,451	12,594	8.68
Robert Kent, Jackson St. (I-AA)	2000-03	1,928	12,538	6.33
Joey Conrad, Glenville St. (II)	2002-05	1,898	12,491	6.58
James McNear, Concordia-St. Paul (II)	2002-05	1,746	12,446	7.13
Daunte Culpepper, UCF (I-AA; I-A)	1995-98	1,847	12,432	6.73
Chad Pennington, Marshall (I-AA, I-A)	1995; 97-99	1,719	12,313	7.16
Jamie Martin, Weber St. (I-AA)	1989-92	1,838	12,287	6.68
Kliff Kingsbury, Texas Tech (I-A)	1999-02	2,156	12,263	5.69
John Port, Albright (III)	\$2001-05	1,816	12,195	6.72
Travis Lulay, Montana St. (I-AA)	2002-05	2,006	12,190	6.08
Chris Redman, Louisville (I-A)	1996-99	1,846	12,129	6.57
Byron Leftwich, Marshall (I-A)	\$1998-02	1,621	12,084	7.45
Doug Nussmeier, Idaho (I-AA)	1990-93	1,556	12,054	7.75
Curt Anes, Grand Valley St. (II)	1999-02	1,527	11,881	7.78
Drew Brees, Purdue (I-A)	1997-00	1,754	11,815	6.74
Andrew Webb, Fort Lewis (II)	2000-03	2,216	11,789	5.32

*Record. †Active player. \$See Page 10 for explanation.

SEASON YARDS

Player, Team (Division)	Year	G	Plays	Yards	Avg.
B.J. Symons, Texas Tech (I-A)	†2003	13	798	5,976	7.49
Steve McNair, Alcorn St. (I-AA)	†1994	11	649	5,799	8.94
Chad Friehtauf, Colorado Mines (II)	†2004	13	660	5,363	8.13
David Klingler, Houston (I-A)	†1990	11	704	5,221	7.42
Ty Detmer, Brigham Young (I-A)	1990	12	635	5,022	7.91
Bruce Eugene, Grambling (I-AA)	2002	13	680	5,018	7.38
Jimmy Terwilliger, East Stroudsburg (II)	†2005	14	551	4,960	9.00
Kliff Kingsbury, Texas Tech (I-A)	2002	14	*814	4,903	6.02
Tim Rattay, Louisiana Tech (I-A)	†1998	12	602	4,840	8.04
Brett Elliott, Linfield (III)	†2004	13	472	4,663	9.88
Andre Ware, Houston (I-A)	†1989	11	628	4,661	7.42
Justin Peery, Westminster (Mo.) (III)	†1998	10	645	4,651	6.58
Josh Harris, Bowling Green (I-A)	2003	14	709	4,643	6.55
Jim McMahon, Brigham Young (I-A)	†1980	12	540	4,627	8.57
Philip Rivers, North Carolina St. (I-A)	2003	13	561	4,600	8.20
Ben Roethlisberger, Miami (Ohio) (I-A)	2003	14	562	4,597	8.18
Dustin Long, Sam Houston St. (I-AA)	2004	14	576	4,576	7.94
Sonny Cumbie, Texas Tech (I-A)	†2004	12	694	4,575	6.59
Willie Totten, Mississippi Val. (I-AA)	†1984	10	564	4,572	8.11
Bruce Eugene, Grambling (I-AA)	†2005	12	456	4,517	8.43

*Record. †National total-offense champion.

SINGLE-GAME YARDS

Yds.	Div.	Player, Team (Opponent)	Date
732	I-A	David Klingler, Houston (Arizona St.)	Dec. 2, 1990
723	III	Zamir Amin, Menlo (Cal Lutheran)	Oct. 7, 2000
696	I-A	Matt Vogler, TCU (Houston)	Nov. 3, 1990
681	I-A	B.J. Symons, Texas Tech (Mississippi)	Sept. 27, 2003
668	I-AA	Robert Kent, Jackson St. (Alabama St.)	Oct. 6, 2001
660	II	Andrew Webb, Fort Lewis (Mesa St.)	Nov. 16, 2002
657	I-A	Brian Lindgren, Idaho (Middle Tenn.)	Oct. 6, 2001
652	II	Matt Kohn, Indianapolis (Michigan Tech)	Sept. 20, 2003
651	II	Wilkie Perez, Glenville St. (Concord)	Oct. 25, 1997
649	I-AA	Steve McNair, Alcorn St. (Southern U.)	Oct. 22, 1994
647	I-AA	Steve McNair, Alcorn St. (Chattanooga)	Sept. 10, 1994
643	I-AA	Jamie Martin, Weber St. (Idaho St.)	Nov. 23, 1991
641	I-AA	Bruce Eugene, Grambling (Prairie View)	Oct. 1, 2005
633	I-AA	Steve McNair, Alcorn St. (Grambling)	Sept. 3, 1994
631	II	Jayce Goree, Glenville St. (Concord)	Oct. 24, 1998
630	III	Justin Peery, Westminster (Mo.) (Colorado Col.)	Oct. 30, 1999
628	III	Justin Peery, Westminster (Mo.) (MacMurray)	Nov. 14, 1998
625	I-A	David Klingler, Houston (TCU)	Nov. 3, 1990
625	I-A	Scott Mitchell, Utah (Air Force)	Oct. 15, 1988
624	I-AA	Steve McNair, Alcorn St. (Samford)	Oct. 29, 1994
623	II	Perry Klein, C.W. Post (Salisbury)	Nov. 6, 1993
621	I-AA	Willie Totten, Mississippi Val. (Prairie View)	Oct. 27, 1984
618	I-A	B.J. Symons, Texas Tech (North Carolina St.)	Sept. 20, 2003

Yds.	Div.	Player, Team (Opponent)	Date
617	III	Justin Peery, Westminster (Mo.) (Principia)	Oct. 17, 1998
614	I-AA	Bryan Martin, Weber St. (Cal Poly)	Sept. 23, 1995
614	II	Alfred Montez, Western N.M. (West Tex. A&M)	Oct. 8, 1994
612	I-A	Jimmy Klingler, Houston (Rice)	Nov. 28, 1992
610	II	Andrew Webb, Fort Lewis (Western N.M.)	Nov. 2, 2002
604	I-A	Cody Hodges, Texas Tech (Kansas St.)	Oct. 15, 2005
604	I-AA	Steve McNair, Alcorn St. (Jackson St.)	Nov. 21, 1992
603	I-A	Ty Detmer, Brigham Young (San Diego St.)	Nov. 16, 1991
601	I-A	Troy Kopp, Pacific (New Mexico St.)	Oct. 20, 1990

Rushing

CAREER YARDS PER GAME

(Minimum 2,500 Yards; Player must have concluded his career)

Player, Team (Division[s])	Years	G	Plays	Yards	TD	Yd. PG
Arnold Mickens, Butler (I-AA)	1994-95	20	763	3,813	29	190.7
R.J. Bowers, Grove City (III)	1997-00	40	1,188	*7,353	91	183.8
Anthony Gray, Western N.M. (II)	1997-98	19	503	3,484	19	183.4
Ed Marinaro, Cornell (I-A)	1969-71	27	918	4,715	50	174.6
Antoine Bagwell, California (Pa.) (II)	2004-05	20	432	3,353	41	167.7
Damian Beane, Shepherd (II)	1996-99	38	1,065	6,346	58	167.0
Rob Marchitello, Maine Maritime (III)	1993-95	26	879	4,300	59	165.4
O.J. Simpson, Southern California (I-A)	1967-68	19	621	3,214	33	164.4
Kelvin Gladney, Millsaps (III)	1993-94	19	510	3,085	36	162.4
Johnny Bailey, Tex. A&M-Kingsville (II)	1986-89	39	885	6,320	66	162.1
Brett Trichilo, Wilkes (III)	2001-04	36	981	5,837	63	162.1
Tyrone Morgan, Northern St. (II)	1998-00	30	830	4,816	56	160.5
Herschel Walker, Georgia (I-A)	1980-82	33	994	5,259	49	159.4
Brian Shay, Emporia St. (II)	1995-98	44	1,007	6,958	81	158.1
Carey Bender, Coe (III)	1991-94	39	926	6,125	71	157.1
Brad Olson, Lawrence (III)	1994-97	34	792	5,325	44	156.6
Steve Tardif, Maine Maritime (III)	1996-99	39	1,190	6,093	50	156.2
Adrian Peterson, Ga. Southern (I-AA)	1998-01	42	996	6,559	84	156.2
Kirk Mathieu, Maine Maritime (III)	\$1989-93	33	964	5,107	41	154.8
Josh Ranek, South Dakota St. (II)	\$1997-01	44	1,131	6,794	62	154.4
Aaron Stecker, Western Ill. (I-AA)	1997-98	20	550	3,081	36	154.1
Tim Hall, Robert Morris (I-AA)	1994-95	19	393	2,908	27	153.1
Fred Lane, Lane (II)	1994-96	29	700	4,433	41	152.9
Terry Underwood, Wagner (III)	1985-88	33	742	5,010	52	151.8
Kavin Gailliard, American Int'l (II)	1996-99	43	950	6,523	69	151.7
Jerry Azumah, New Hampshire (I-AA)	1995-98	41	1,044	6,193	60	151.0
LeShon Johnson, Northern Ill. (I-A)	1992-93	22	592	3,314	18	150.6
Reggie Greene, Siena (I-AA)	1994-97	36	890	5,415	45	150.4
Ole Gunderson, St. Olaf (II)	1969-71	27	639	4,060	56	150.4
Richard Huntley, Winston-Salem (II)	1992-95	42	932	6,286	57	149.7
Tony Sutton, Findlay (II); Wooster (III)	2001; 2002-04	38	851	5,685	76	149.6
Nick Hartigan, Brown (I-AA)	2003-05	30	912	4,488	52	149.6

*Record. \$See Page 10 for explanation.

SEASON YARDS PER GAME

Player, Team (Division)	Year	G	Plays	Yards	TD	Yd. PG
Barry Sanders, Oklahoma St. (I-A)	†1988	11	344	2,628	*37	238.9
Dante Brown, Marietta (III)	†1996	10	314	2,385	25	238.5
R.J. Bowers, Grove City (III)	†1998	10	329	2,283	34	228.3
Arnold Mickens, Butler (I-AA)	†1994	10	409	2,255	18	225.5
Carey Bender, Coe (III)	†1994	10	295	2,243	29	224.3
Anthony Gray, Western N.M. (II)	†1997	10	277	2,220	12	222.0
Kavin Gailliard, American Int'l (II)	†1999	12	320	*2,653	32	221.1
Tony Sutton, Wooster (III)	†2003	9	271	1,955	30	217.2
Marcus Allen, Southern California (I-A)	†1981	11	403	2,342	22	212.9
Ian Smart, C.W. Post (II)	†2001	12	308	2,536	33	211.3
R.J. Bowers, Grove City (III)	†1999	10	344	2,098	25	209.8
Ed Marinaro, Cornell (I-A)	†1971	9	356	1,881	24	209.0
Brian Shay, Emporia St. (II)	†1998	11	293	2,265	29	205.9
Charles Roberts, Sacramento St. (I-AA)	†1998	11	386	2,260	19	205.5
Irv Sigler, Bloomsburg (II)	1997	10	299	2,038	20	203.8
Ricky Gales, Simpson (III)	†1989	10	297	2,035	26	203.5
Tony Vinson, Towson (I-AA)	†1993	10	293	2,016	23	201.6
Terry Underwood, Wagner (III)	†1988	9	245	1,809	21	201.0
Jerry Azumah, New Hampshire (I-AA)	1998	11	342	2,195	22	199.6
Troy Davis, Iowa St. (I-A)	†1996	11	402	2,185	21	198.6

*Record. †National champion.

CAREER YARDS

Player, Team (Division[s])	Years	Plays	Yards	Avg.
R.J. Bowers, Grove City (III)	1997-00	1,188	7,353	6.19
Brian Shay, Emporia St. (II)	1995-98	1,007	6,958	6.91
Josh Ranek, South Dakota St. (II)	\$1997-01	1,131	6,794	6.01

Player, Team (Division[s])	Years	Plays	Yards	Avg.
Ian Smart, C.W. Post (I)	1999-02	877	6,647	++7.58
Adrian Peterson, Ga. Southern (I-AA)	1998-01	996	6,559	6.59
Charles Roberts, Sacramento St. (I-AA)	1997-00	1,124	6,553	5.83
Kavin Gailliard, American Int'l (II)	1996-99	950	6,523	6.87
Ron Dayne, Wisconsin (I-A)	1996-99	1,115	6,397	5.74
Damian Beane, Shepherd (II)	1996-99	1,065	6,346	5.96
Johnny Bailey, Tex. A&M-Kingsville (II)	1986-89	885	6,320	7.14
Richard Huntley, Winston-Salem (II)	1992-95	932	6,286	6.74
Ricky Williams, Texas (I-A)	1995-98	1,011	6,279	6.21
Jerry Azumah, New Hampshire (I-AA)	1995-98	1,044	6,193	5.93
Jarrett Anderson, Truman (II)	1993-96	979	6,166	6.30
Carey Bender, Coe (III)	1991-94	926	6,125	6.61
Steve Tardif, Maine Maritime (III)	1996-99	1,190	6,093	5.12
Tony Dorsett, Pittsburgh (I-A)	1973-76	1,074	6,082	5.66
DeAngelo Williams, Memphis (I-A)	2002-05	969	6,026	6.22
Charles Dunn, Portland St. (II; I-AA)	1997; 98-00	1,098	6,007	5.47
Roger Graham, New Haven (II)	1991-94	821	5,953	7.25
Brett Trichilo, Wilkes (III)	2001-04	981	5,837	5.95
Anthony Russo, St. John's (N.Y.) (III)	1990-93	1,152	5,834	5.06
Eddie Acosta, Bemidji St. (II)	\$1999-03	1,038	5,792	5.58
Tony Sutton, Findlay (II); Wooster (III)	2001; 2002-04	851	5,685	6.68
Wesley Cates, California (Pa.) (II)	1998-01	937	5,647	6.03
Charles White, Southern California (I-A)	1976-79	1,023	5,598	5.47
Travis Prentice, Miami (Ohio) (I-A)	1996-99	1,138	5,596	4.92
Joe Dudek, Plymouth St. (III)	1982-85	785	5,570	7.10
Cedric Benson, Texas (I-A)	2001-04	1,112	5,540	4.98
Matt Cannon, Southern Utah (QB) (I-AA)	1997-00	757	5,489	7.25

++Record for minimum 600 carries. \$See Page 10 for explanation.

SEASON YARDS

Player, Team (Division)	Year	G	Plays	Yards	Avg.
Kavin Gailliard, American Int'l (II)	↑1999	12	320	2,653	8.29
Barry Sanders, Oklahoma St. (I-A)	↑1988	11	344	2,628	7.64
Ian Smart, C.W. Post (I)	↑2001	12	308	2,536	8.23
Justin Beaver, Wis.-Whitewater (III)	↑2005	14	428	2,420	5.65
Dante Brown, Marietta (III)	↑1996	10	314	2,385	7.60
Marcus Allen, Southern California (I-A)	↑1981	11	403	2,342	5.81
Jamaal Branch, Colgate (I-AA)	↑2003	16	*450	2,326	5.17
Dan Pugh, Mount Union (III)	↑2002	14	384	2,300	5.99
R.J. Bowers, Grove City (III)	↑1998	10	329	2,283	6.94
Brian Shay, Emporia St. (II)	↑1998	11	293	2,265	7.73
Charles Roberts, Sacramento St. (I-AA)	↑1998	11	386	2,260	5.85
Jamar Brittingham, Bloomsburg (II)	↑2005	12	316	2,260	7.15
Arnold Mickens, Butler (I-AA)	↑1994	10	409	2,255	5.51

Player, Team (Division)	Year	G	Plays	Yards	Avg.
Carey Bender, Coe (III)	↑1994	10	295	2,243	7.60
Tony Sutton, Wooster (III)	↑2004	12	352	2,240	6.36
Anthony Gray, Western N.M. (II)	↑1997	10	277	2,220	8.01
Germaine Race, Pittsburg St. (II)	2004	15	247	2,213	↑†8.96
Jerry Azumah, New Hampshire (I-AA)	1998	11	342	2,195	6.42
Mark Robinson, St. John Fisher (III)	2004	12	386	2,194	5.68
Troy Davis, Iowa St. (I-A)	↑1996	11	402	2,185	5.44

*Record. †National champion. ††Record for minimum 214 carries.

SINGLE-GAME YARDS

Yds.	Div.	Player, Team (Opponent)	Date
441	III	Dante Brown, Marietta (Baldwin-Wallace)	Oct. 5, 1996
437	I-AA	Maurice Hicks, N.C. A&T (Morgan St.)	Oct. 6, 2001
436	III	A.J. Pittorino, Hartwick (Waynesburg)	Nov. 2, 1996
417	III	Carey Bender, Coe (Grinnell)	Oct. 9, 1993
413	III	Dante Brown, Marietta (Heidelberg)	Nov. 9, 1996
410	II	Andrew Terry, Ferris St. (Findlay)	Oct. 2, 2004
409	I-AA	Charles Roberts, Sacramento St. (Idaho St.)	Nov. 6, 1999
406	I-A	LaDainian Tomlinson, TCU (UTEP)	Nov. 20, 1999
405	II	Alvon Brown, Kentucky St. (Ky. Wesleyan)	Sept. 16, 2000
403	II	Rob Davidson, Fairmont St. (Concord)	Nov. 14, 1998
396	I-A	Tony Sands, Kansas (Missouri)	Nov. 23, 1991
393	I-AA	Ryan Fuqua, Portland St. (Eastern Wash.)	Nov. 10, 2001
391	III	Andrew Mocado, Wis.-La Crosse (Wis.-Stout)	Nov. 1, 2003
390	III	Paul Smith, Gettysburg (Muhlenberg)	Oct. 23, 1999
386	I-A	Marshall Faulk, San Diego St. (Pacific)	Sept. 14, 1991
385	III	Jason Meyers, St. John Fisher (Rochester)	Sept. 13, 2003
384	II	R.J. Rollins, Minn.-Crookston (Minn. St. Moorhead)	Nov. 6, 2004
382	III	Shane Davis, Loras (Dubuque)	Nov. 8, 1997
382	III	Pete Baranek, Carthage (North Central [Ill.])	Oct. 5, 1985
382	II	Kelly Ellis, UNI (Western Ill.)	Oct. 13, 1979
380	II	Garrison Corbin, Tiffin (Quincy)	Nov. 16, 2002
379	I-AA	Reggie Greene, Siena (St. John's [N.Y.])	Nov. 2, 1996
378	II	Jason Broom, Fort Hays St. (Okla. Panhandle)	Oct. 6, 2001
378	I-A	Troy Davis, Iowa St. (Missouri)	Sept. 28, 1996
377	III	Antwan Harris, Mount Ida (Becker)	Sept. 24, 2005
377	I-A	Robbie Mixon, Central Mich. (Eastern Mich.)	Nov. 2, 2002
377	I-A	Anthony Thompson, Indiana (Wisconsin)	Nov. 11, 1989
376	I-A	Travis Prentice, Miami (Ohio) (Akron)	Nov. 6, 1999
373	I-A	Astron Whatley, Kent St. (Eastern Mich.)	Sept. 20, 1997
373	II	Dallas Garber, Marietta (Wash. & Jeff.)	Nov. 7, 1959
370	II	Jim Baier, Wis.-River Falls (Wis.-Stevens Point)	Nov. 5, 1966
370	II	Jim Hissam, Marietta (Bethany [W.V.])	Nov. 15, 1958



David Gonzales/NCAA Photos

Even though his career ended in 1997, Mount Union's Bill Borchert remains the all-divisions leader in passing efficiency for those quarterbacks with at least 475 completions, and is second in career touchdown passes with 141.

Passing

CAREER PASSING EFFICIENCY

(Minimum 475 Completions; Player must have concluded his career)

Player, Team (Division[s])	Years	Att.	Cmp.	Int.	Pct.	Yds.	TD	Pts.
Bill Borchert, Mount Union (III)	1994-97	1,009	671	17	.665	10,201	141	194.2
Gary Smeck, Mount Union (III)	1997-00	752	504	15	.670	7,764	83	186.2
Brett Elliott, Utah (I-A); Linfield (III)	\$2001-03, 04-05	1,113	726	30	.652	10,626	122	174.9
Roy Hampton, Trinity (Tex.) (III)	\$1998-02	942	600	26	.637	8,869	94	170.2
Dusty Bonner, Kentucky (I-A); Valdosta St. (II)	1997, 99-01	1,233	861	27	.698	10,501	123	169.9
J.T. O'Sullivan, UC Davis (II)	1998-01	808	510	32	.631	8,143	72	169.3
J.D. Ricca, Hampden-Sydney (III)	2002-05	920	584	28	.635	8,626	91	168.8
Ryan Dinwiddie, Boise St. (I-A)	2000-03	992	622	21	.627	9,819	82	168.4
Erik Meyer, Eastern Wash. (I-AA)	2002-05	1,097	721	17	.657	10,261	84	166.5
Dave Dickenson, Montana (I-AA)	1992-95	1,208	813	26	.673	11,080	96	166.3
Corte McGuffey, Northern Colo. (II)	1996-99	768	484	23	.630	6,975	75	165.6
Curt Anes, Grand Valley St. (II)	1999-02	1,186	741	27	.625	10,581	114	164.6
Danny Wuerrfel, Florida (I-A)	1993-96	1,170	708	42	.605	10,875	114	163.6
Omar Jacobs, Bowling Green (I-A)	2003-05	811	523	11	.645	6,937	71	163.5
Chad Johnson, Pacific Lutheran (III)	1998-00	699	491	20	.702	6,292	48	162.8
Ty Detmer, Brigham Young (I-A)	1988-91	1,530	958	65	.626	15,031	121	162.7
Steve Sarkisian, Brigham Young (I-A)	1995-96	789	528	26	.669	7,464	53	162.0
Chris Edwards, Wash. & Jeff. (III)	2002-05	923	561	30	.608	8,303	87	160.9
Zamir Amin, Menlo (III)	1999-01	905	566	29	.625	7,982	83	160.5
Mike Simpson, Eureka (III)/ Eastern Ill. (I-AA)	1993-94, 96-97	724	481	25	.664	6,402	58	160.3
Eric Rasmussen, San Diego (I-AA)	2001-03	851	512	13	.602	7,490	75	160.1
Jim Ballard, Wilmington (Ohio)/ Mount Union (III)	1990, 91-93	1,199	743	41	.620	10,379	115	159.5
Matt Leinart, Southern California (I-A)	2002-05	1,245	807	23	.648	10,693	99	159.5
Justin Coleman, Neb.-Kearney (II)	1997-00	1,193	706	42	.592	11,213	99	158.5
Troy Dougherty, Grinnell (III)	1994, 97-99	1,192	734	33	.616	10,140	109	157.7
Bruce Gradkowski, Toledo (I-A)	2002-05	1,123	766	27	.682	9,225	85	157.4
Billy Blanton, San Diego St. (I-A)	1993-96	920	588	25	.639	8,165	67	157.1

Player, Team (Division[s])	Years	Att.	Cmp.	Int.	Pct.	Yds.	TD	Pts.
Jim McMahon, Brigham Young (I-A)	1977-78, 80-81	1,060	653	34	.616	9,536	84	156.9
Lang Campbell, William & Mary (I-AA)	2001-04	763	495	12	.649	6,494	54	156.6
Josh Lamberson, Northwest Mo. St. (II)	2002-05	873	575	23	.659	7,365	65	156.0

\$See Page 10 for explanation.

CAREER PASSING EFFICIENCY

(Minimum 375-474 Completions)

Player, Team (Division)	Years	Att.	Cmp.	Int.	Pct.	Yds.	TD	Pts.
Wesley Beschorner, South Dakota (II)	2002-05	673	415	18	.617	6,240	64	165.6
Alex Smith, Utah (I-A)	2002-04	587	389	8	.663	5,203	47	164.4
Chris Petersen, UC Davis (II)	1985-86	553	385	13	*.696	4,988	39	164.0
Kurt Ramler, St. John's (Minn.) (III)	1994-96	722	420	16	.582	6,475	75	163.4
Danny Ragsdale, Redlands (III)	1997-99	610	386	17	.633	5,560	51	161.9
Dan DesPlaines, Trinity (Tex.) (III)	2001-04	720	461	19	.640	6,374	60	160.6
Drew Miller, Montana (I-AA)	1999-00	654	430	14	.657	5,900	46	160.5
Kyle Adamson, Allegheny (III)	1995-97	608	388	18	.638	5,506	48	160.0
Will Hall, North Ala. (II)	2002-03	693	471	21	.680	6,166	42	156.7
Jason Baer, Wash. & Jeff. (III)	1993-96	671	406	24	.605	5,632	66	156.3
Tony Racioppi, Rowan (III)	2000-02	669	386	28	.577	5,881	66	155.7
Joe Germaine, Ohio St. (I-A)	1996-98	660	399	18	.605	5,844	52	155.4
Chad Johnson, Pacific Lutheran (III)	1998-00	699	433	20	.619	6,292	48	154.5
Joel Parrett, Bluffton (III)	1996-99	633	412	28	.651	5,684	43	154.1
Rick Hebert, American Int'l (II)	1996-99	699	423	16	.605	5,990	55	153.9
Mark Washington, Jackson St. (I-AA)	1996-99	724	384	24	.530	6,561	68	153.5
Joe Blake, Simpson (III)	1987-90	672	399	15	.594	6,183	43	153.3
Vinny Testaverde, Miami (Fla.) (I-A)	1982, 84-86	674	413	25	.613	6,058	48	152.9
Jim McMillan, Boise St. (II)	1971-74	640	382	29	.597	5,508	58	152.8
Sean Hoolihan, Wis.-Eau Claire (III)	1996-98	686	413	23	.602	6,301	46	152.8
Josh Wallwork, Wyoming (I-A)	1995-96	729	449	28	.616	6,453	54	152.7
Brian Eyerman, Indiana (Pa.) (II)	1999-02	837	467	32	.558	7,409	76	152.5
Trent Dilfer, Fresno St. (I-A)	1991-93	774	461	21	.596	6,944	51	151.2
Chris Greisen, Northwest Mo. St. (II)	1995-98	653	379	22	.580	5,741	51	150.9
Greg Lister, Rowan (III)	1994-97	773	454	29	.587	6,553	66	150.6
Aaron Rodgers, California (I-A)	2002-04	665	424	13	.638	5,469	43	150.3
Troy Aikman, Oklahoma/UCLA (I-A)	1984-85, 87-88	637	401	18	.630	5,436	40	149.7
Chuck Hartlieb, Iowa (I-A)	1985-88	716	461	17	.643	6,269	34	148.9
Jay Johnson, UNI (I-AA)	1989-92	744	397	25	.534	7,049	51	148.9
Matt Nagy, Delaware (I-AA)	1997-00	771	433	32	.562	7,200	52	148.8

*Record.

SEASON PASSING EFFICIENCY

(Minimum 30 Attempts Per Game)

Player, Team (Division)	Year	G	Att.	Cmp.	Int.	Pct.	Yds.	TD	Pts.
Brett Elliott, Linfield (III)	†2004	13	437	290	11	.664	4,595	*61	195.7
Jim Ballard, Mount Union (III)	1993	10	314	229	11	.729	3,304	37	193.2
Brett Elliott, Linfield (III)	†2005	11	396	277	9	.699	4,019	49	191.5
Jayson Merrill, Western St. (II)	†1991	10	309	195	11	.631	3,484	35	188.1
Dusty Bonner, Valdosta St. (II)	2000	11	435	317	6	.728	3,907	54	186.5
Jimmy Terwilliger, East Stroudsburg (II)	2005	14	424	262	11	.618	4,571	50	186.1
Kevin Ricca, Catholic (III)	1997	10	306	208	6	.679	2,990	35	183.9
John Charles, Portland St. (II)	1992	8	263	179	7	.681	2,770	24	181.3
Chad Johnson, Pacific Lutheran (III)	2000	9	274	185	6	.675	2,839	24	179.1
Chris Hatcher, Valdosta St. (II)	†1994	11	430	321	9	*.747	3,591	50	179.0
Wilkie Perez, Glenville St. (II)	†1997	11	425	280	12	.658	4,189	45	178.0
Jim McMahon, Brigham Young (I-A)	†1980	12	445	284	18	.638	4,571	47	176.9
Ty Detmer, Brigham Young (I-A)	†1989	12	412	265	15	.643	4,560	32	175.6
Eric Rasmussen, San Diego (I-AA)	†2003	10	318	195	3	.613	2,982	35	174.5
Jimmy Terwilliger, East Stroudsburg (II)	†2004	12	362	222	11	.613	3,826	33	174.1
Chris Boden, Villanova (I-AA)	1997	11	345	231	4	.670	3,079	36	174.0
Trent Dilfer, Fresno St. (I-A)	†1993	11	333	217	4	.652	3,276	28	173.1
Jerry Rhome, Tulsa (I-A)	†1964	10	326	224	4	.687	2,870	32	172.6
Rocky Butler, Hofstra (I-AA)	2001	11	335	206	4	.615	3,311	30	171.7
Rex Grossman, Florida (I-A)	†2001	11	395	259	12	.656	3,896	34	170.8

*Record. †National pass-efficiency champion.

SEASON PASSING EFFICIENCY

(Minimum 15 Attempts Per Game)

Player, Team (Division)	Year	G	Att.	Cmp.	Int.	Pct.	Yds.	TD	Pts.
Mike Simpson, Eureka (III)	†1994	10	158	116	5	.734	1,988	25	225.0
Willie Seiler, St. John's (Minn.) (III)	†1993	10	205	141	6	.687	2,648	33	224.6
Curt Anes, Grand Valley St. (II)	†2001	10	271	189	3	.697	3,086	48	221.6
Dustin Proctor, Hardin-Simmons (III)	†2001	9	178	116	3	.652	2,194	28	217.2
Bill Borchert, Mount Union (III)	†1997	10	272	190	1	.698	2,933	47	216.7
Wesley Beschorner, South Dakota (II)	†2005	11	255	172	4	.675	3,049	39	215.2
Boyd Crawford, Albertson (II)	†1953	8	120	72	6	.600	1,462	21	210.1
Bill Borchert, Mount Union (III)	†1996	10	240	165	6	.687	2,655	38	208.9
Gary Smeck, Mount Union (III)	†1999	10	199	131	3	.658	2,274	30	208.6
Shawn Knight, William & Mary (I-AA)	†1993	10	177	125	4	.706	2,055	22	204.6
Matt LeFever, Western Conn. St. (III)	1999	10	158	95	7	.601	1,874	25	203.1
Brian Dawson, Wash. & Jeff. (III)	†2000	10	227	149	6	.656	2,675	29	201.5
Troy Dougherty, Grinnell (III)	†1998	10	293	198	5	.675	3,310	36	199.6
Dusty Bonner, Valdosta St. (II)	2001	11	319	231	8	.724	3,214	43	196.5
Bill Borchert, Mount Union (III)	†1995	10	225	160	4	.711	2,270	30	196.3

Grambling Sports Information



Grambling's Bruce Eugene finished his career last season third in touchdown passes (140) and fourth in passing yards (13,513) among quarterbacks across all divisions.

Player, Team (Division)	Year	G	Att.	Cmp.	Int.	Pct.	Yds.	TD	Pts.
Jason Baer, Wash. & Jeff. (III)	1995	8	146	95	3	.650	1,536	19	192.3
Greg Lister, Rowan (III)	1997	9	162	111	4	.685	1,688	20	191.9
Gary Smeck, Mount Union (III)	2000	10	266	184	3	.691	2,773	30	191.7
J.T. O'Sullivan, UC Davis (II)	†2000	9	226	141	7	.623	2,648	25	191.1
Chuck Green, Wittenberg (II)	†1963	9	182	114	8	.626	2,181	19	189.0

†National pass-efficiency champion.

CAREER YARDS

Player, Team (Division[s])	Years	Att.	Cmp.	Int.	Pct.	Yds.	TD
Timmy Chang, Hawaii (I-A)	\$2000-04	*2,436	*1,388	80	.570	17,072	117
Ty Detmer, Brigham Young (I-A)	1988-91	1,530	958	65	.626	15,031	121
Steve McNair, Alcorn St. (I-AA)	1991-94	1,680	929	58	.553	14,496	119
Bruce Eugene, Grambling (I-AA)	\$2001-05	1,657	872	38	.526	13,513	140
Philip Rivers, North Carolina St. (I-A)	2000-03	1,710	1,147	34	.671	13,484	95
Justin Peery, Westminster (Mo.) (III)	1996-99	1,669	1,012	57	.606	13,262	*148
Neil Lomax, Portland St. (II; I-AA)	1977, 78-80	1,606	938	55	.584	13,220	106
Kirk Baumgartner, Wis.-Stevens Point (III)	1986-89	1,696	883	57	.521	13,028	110
Tim Rattay, Louisiana Tech (I-A)	1997-99	1,552	1,015	35	.654	12,746	115
Willie Totten, Mississippi Val. (I-AA)	1982-85	1,555	907	75	.583	12,711	139
Luke McCown, Louisiana Tech (I-A)	2000-03	1,775	1,063	62	.599	12,666	87
Chris Redman, Louisville (I-A)	1996-99	1,679	1,031	51	.614	12,541	84
Marcus Brady, Cal St. Northridge (I-AA)	1998-01	1,680	1,039	47	.618	12,479	109
John Port, Albright (III)	\$2001-05	1,585	966	46	.610	12,470	110
Kliff Kingsbury, Texas Tech (I-A)	1999-02	1,883	1,231	40	.654	12,429	95
Chad Pennington, Marshall (I-AA; I-A)	1995, 97-99	1,501	947	39	.631	12,348	110
Jamie Martin, Weber St. (I-AA)	1989-92	1,544	934	56	.605	12,207	87
Byron Leftwich, Marshall (I-A)	\$1998-02	1,442	939	28	.651	11,903	89
Joey Conrad, Glenville St. (II)	2002-05	1,655	954	58	.576	11,884	104
Robert Kent, Jackson St. (I-AA)	2000-03	1,540	826	58	.536	11,784	104
Andrew Webb, Fort Lewis (II)	2000-03	1,898	1,007	66	.531	11,742	82
David Greene, Georgia (I-A)	2001-04	1,440	849	32	.590	11,528	72
Joel Steele, Anderson (Ind.) (III)	2000-03	1,480	900	52	.608	11,523	110
Gino Guidugli, Cincinnati (I-A)	2001-04	1,556	880	48	.566	11,453	78
Todd Santos, San Diego St. (I-A)	1984-87	1,484	910	57	.613	11,425	70
Daunte Culpepper, UCF (I-AA; I-A)	1995-98	1,391	889	42	.639	11,412	84
Travis Brown, Northern Ariz. (I-AA)	1996-99	1,577	888	42	.563	11,400	86
Carson Palmer, Southern California (I-A)	\$1998-02	1,515	895	49	.591	11,388	71
†Jimmy Terwilliger, East Stroudsburg (II)	2003-05	1,135	684	29	.603	11,384	113
Tim Lester, Western Mich. (I-A)	1996-99	1,507	875	49	.581	11,299	87

*Record. †Active player. \$See Page 10 for explanation.

CAREER YARDS PER GAME

(Minimum 5,000 Yards; Player must have concluded his career)

Player, Team (Division[s])	Years	G	Att.	Cmp.	Int.	Pct.	Yds.	TD	Yd. PG
Tim Rattay, Louisiana Tech (I-A)	1997-99	33	1,552	1,015	35	.654	12,746	115	386.2
Steve McNair, Alcorn St. (I-AA)	1991-94	42	1,680	929	58	.553	14,496	119	345.1
Justin Peery, Westminster (Mo.) (III)	1996-99	39	1,669	1,012	57	.606	13,262	*148	340.1
Aaron Flowers, Cal St. Northridge (I-AA)	1996-97	20	819	502	21	.613	6,766	54	338.3
Drew Miller, Montana (I-AA)	1999-00	18	654	430	14	.657	5,900	46	327.8
Ty Detmer, Brigham Young (I-A)	1988-91	46	1,530	958	65	.626	15,031	121	326.8
Timmy Chang, Hawaii (I-A)	\$2000-04	53	*2,436	*1,388	80	.570	*17,072	117	322.1
Willie Totten, Mississippi Val. (I-AA)	1982-85	40	1,555	907	75	.583	12,711	139	317.8
Kirk Baumgartner, Wis.-Stevens Point (III)	1986-89	41	1,696	883	57	.521	13,028	110	317.8
Dave Dickenson, Montana (I-AA)	1992-95	35	1,208	813	26	.673	11,080	96	316.6
Neil Lomax, Portland St. (II; I-AA)	1977; 78-80	42	1,606	938	55	.584	13,220	106	314.8
Grady Benton, West Tex. A&M (II)	1994-95	18	686	421	22	.614	5,618	49	312.1
Mike Perez, San Jose St. (I-A)	1986-87	20	792	471	30	.595	6,194	36	309.7
Keith Bishop, Ill. Wes./Weaton (III.) (III)	1981, 83-85	31	1,311	772	65	.589	9,579	71	309.0
Doug Gaynor, Long Beach St. (I-A)	1984-85	22	837	569	35	.680	6,793	35	308.8
David Macchi, Valparaiso (I-AA)	2002-03	23	802	450	28	.561	7,089	59	308.2
Zamir Amin, Menlo (III)	1999-01	26	905	566	29	.625	7,982	83	307.0
Adam Ryan, Wilmington (Ohio) (III)	1998-01	33	1,223	693	43	.567	10,095	88	305.9
John Friesz, Idaho (I-AA)	1986-89	35	1,350	801	40	.593	10,697	77	305.6
Brett Dietz, Hanover (III)	2002-03	22	940	579	31	.616	6,663	67	302.9
Tony Eason, Illinois (I-A)	1981-82	22	856	526	29	.615	6,608	37	300.4

*Record.

CAREER TOUCHDOWN PASSES

Player, Team (Division[s])	Years	Att.	Cmp.	Int.	Pct.	Yds.	TD
Justin Peery, Westminster (Mo.) (III)	1996-99	1,669	1,012	57	.606	13,262	148
Bill Borchert, Mount Union (III)	1994-97	1,009	671	17	.665	10,201	141
Bruce Eugene, Grambling (I-AA)	\$2001-05	1,657	872	38	.526	13,513	140
Willie Totten, Mississippi Val. (I-AA)	1982-85	1,555	907	75	.583	12,711	139
Dusty Bonner, Kentucky (I-A); Valdosta St. (II)	1997, 99-01	1,233	861	27	.698	10,501	123
Brett Elliott, Utah (I-A); Linfield (III)	2001-03, 04-05	1,113	726	30	.652	10,447	122
Marc Eddy, Bentley (II)	2001-04	1,391	785	44	.564	11,035	121
Ty Detmer, Brigham Young (I-A)	1988-91	1,530	958	65	.626	15,031	121
Steve McNair, Alcorn St. (I-AA)	1991-94	1,680	929	58	.553	14,496	119
Timmy Chang, Hawaii (I-A)	\$2000-04	*2,436	*1,388	80	.570	*17,072	117
Chris Hatcher, Valdosta St. (II)	1991-94	1,451	1,001	38	.690	10,878	116
Tim Rattay, Louisiana Tech (I-A)	1997-99	1,552	1,015	35	.654	12,746	115
Jim Ballard, Wilmington (Ohio)/Mount Union (III)	1990, 91-93	1,199	743	41	.620	10,379	115

Player, Team (Division)	Years	Att.	Cmp.	Int.	Pct.	Yds.	TD
Curt Anes, Grand Valley St. (II)	1999-02	1,186	741	27	.625	10,581	114
Danny Wuertfel, Florida (I-A)	1993-96	1,170	708	42	.605	10,875	114
†Jimmy Terwilliger, East Stroudsburg (II)	2003-05	1,135	684	29	.603	11,384	113
Todd Cunningham, Presbyterian (II)	1998-01	1,376	834	47	.606	10,937	111
John Port, Albright (III)	\$2001-05	1,585	966	46	.610	12,470	110
Joel Steele, Anderson (Ind.) (III)	2000-03	1,480	900	52	.608	11,523	110
Dan Pincelli, Hartwick (III)	1999-02	1,122	553	56	.493	9,264	110
Chad Pennington, Marshall (I-AA; I-A)	1995, 97-99	1,501	947	39	.631	12,348	110
Kirk Baumgartner, Wis.-Stevens Point (III)	1986-89	1,696	883	57	.521	13,028	110
Marcus Brady, Cal St. Northridge (I-AA)	1998-01	1,680	1,039	47	.618	12,479	109
Troy Dougherty, Grinnell (III)	1994, 97-99	1,192	734	33	.616	10,140	109
Neil Lomax, Portland St. (II; I-AA)	1977; 78-80	1,606	938	55	.584	13,220	106
Joey Conrad, Glenville St. (II)	2002-05	1,655	954	58	.576	11,884	104
Robert Kent, Jackson St. (I-AA)	2000-03	1,540	826	58	.536	11,784	104
Niel Loebig, Duquesne (I-AA)	2001-04	1,316	705	72	.536	10,254	103
Adam Knoblauch, Delaware Valley (III)	2002-05	1,550	840	66	.542	11,284	101
Keith Heckendorf, St. Cloud St. (II)	2000-03	1,307	761	46	.582	9,695	101
Jarrod Furgason, Fairmont St. (II)	\$1993-97	1,392	798	44	.573	9,856	101

*Record. †Active player. \$See Page 10 for explanation.

SEASON YARDS

Player, Team (Division)	Year	G	Att.	Cmp.	Int.	Pct.	Yds.	TD
B.J. Symons, Texas Tech (I-A)	2003	13	*719	470	22	.654	5,833	52
Ty Detmer, Brigham Young (I-A)	†1990	12	562	361	28	.642	5,188	41
David Klingler, Houston (I-A)	1990	11	643	374	20	.582	5,140	54
Kliff Kingsbury, Texas Tech (I-A)	2002	14	712	*479	13	.673	5,017	45
Tim Rattay, Louisiana Tech (I-A)	1998	12	559	380	13	.680	4,943	46
Steve McNair, Alcorn St. (I-AA)	1994	11	530	304	17	.574	4,863	44
Sonny Cumbie, Texas Tech (I-A)	2004	12	642	421	18	.656	4,742	32
Andre Ware, Houston (I-A)	†1989	11	578	365	15	.631	4,699	46
Chad Frieauf, Colorado Mines (II)	2004	13	516	384	11	.744	4,646	39
Brett Elliott, Linfield (III)	†2004	13	437	290	11	.664	4,595	*61
Dustin Long, Sam Houston St. (I-AA)	2004	14	531	333	18	.627	4,588	39
Jimmy Terwilliger, East Stroudsburg (II)	2005	14	424	262	11	.618	4,571	50
Jim McMahon, Brigham Young (I-A)	†1980	12	445	284	18	.638	4,571	47
Ty Detmer, Brigham Young (I-A)	1989	12	412	265	15	.643	4,560	32
Willie Totten, Mississippi Val. (I-AA)	†1984	10	518	324	22	.626	4,557	56
Justin Peery, Westminster (Mo.) (III)	1998	10	526	319	21	.606	4,501	51
Philip Rivers, North Carolina St. (I-A)	†2003	13	483	348	7	.721	4,491	34
Ben Roethlisberger, Miami (Ohio) (I-A)	2003	14	495	342	10	.691	4,486	37
Bruce Eugene, Grambling (I-AA)	2002	13	543	269	16	.495	4,483	43
Timmy Chang, Hawaii (I-A)	2002	14	624	349	22	.559	4,474	25

*Record. †National pass-efficiency champion.

SEASON YARDS PER GAME

Player, Team (Division)	Year	G	Att.	Cmp.	Int.	Pct.	Yds.	TD	Yd. PG
David Klingler, Houston (I-A)	1990	11	643	374	20	.582	5,140	54	467.3
Willie Totten, Mississippi Val. (I-AA)	1984	10	518	324	22	.626	4,557	56	455.7
Justin Peery, Westminster (Mo.) (III)	1998	10	526	319	21	.606	4,501	51	450.1
B.J. Symons, Texas Tech (I-A)	2003	13	*719	470	22	.654	*5,833	52	448.7
Steve McNair, Alcorn St. (I-AA)	1994	11	530	304	17	.574	4,863	44	442.1
Ty Detmer, Brigham Young (I-A)	1990	12	562	361	28	.642	5,188	41	432.3
Zamir Amin, Menlo (III)	2000	10	458	309	17	.674	4,320	43	432.0
Andre Ware, Houston (I-A)	1989	11	578	365	15	.631	4,699	46	427.2
Tim Rattay, Louisiana Tech (I-A)	1998	12	559	380	13	.680	4,943	46	411.9
Justin Peery, Westminster (Mo.) (III)	1999	10	498	329	15	.660	4,092	54	409.2
Danny Ragsdale, Redlands (III)	1999	9	380	247	7	.650	3,639	33	404.3
Chris Redman, Louisville (I-A)	1998	10	473	309	15	.653	4,042	29	404.2
Mike Maxwell, Nevada (I-A)	1995	9	409	277	17	.677	3,611	33	401.2
Sonny Cumbie, Texas Tech (I-A)	2004	12	642	421	18	.656	4,742	32	395.2
Grady Benton, West Tex. A&M (II)	1994	9	409	258	13	.631	3,541	30	393.4
Scott Mitchell, Utah (I-A)	1988	11	533	323	15	.606	4,322	29	392.9
Tim Rattay, Louisiana Tech (I-A)	1999	10	516	342	12	.663	3,922	35	392.2
Tim Couch, Kentucky (I-A)	1998	11	553	400	15	.723	4,275	36	388.6
Chris Vargas, Nevada (I-A)	1993	11	490	331	18	.676	4,265	34	387.7
Martin Hankins, Southeastern La. (I-AA)	2004	11	540	357	12	.661	4,240	35	385.5

*Record.

SEASON TOUCHDOWN PASSES

Player, Team (Division)	Year	Att.	Cmp.	Int.	Pct.	Yds.	TD
Brett Elliott, Linfield (III)	†2004	437	290	11	.664	4,595	61
Willie Totten, Mississippi Val. (I-AA)	1984	518	324	22	.626	4,557	56
Bruce Eugene, Grambling (I-AA)	†2005	456	254	6	.557	4,360	56
Dusty Bonner, Valdosta St. (II)	2000	435	317	6	.728	3,907	54
Justin Peery, Westminster (Mo.) (III)	1999	498	329	15	.660	4,092	54
David Klingler, Houston (I-A)	1990	643	374	20	.582	5,140	54
B.J. Symons, Texas Tech (I-A)	2003	*719	470	22	.654	*5,833	52
Justin Peery, Westminster (Mo.) (III)	1998	526	319	21	.606	4,501	51
Jimmy Terwilliger, East Stroudsburg (II)	2005	424	262	11	.618	4,571	50
Chris Hatcher, Valdosta St. (II)	†1994	430	321	9	*.747	3,591	50

Player, Team (Division)	Year	Att.	Cmp.	Int.	Pct.	Yds.	TD
Brett Elliott, Linfield (III)	2005	396	277	9	.699	4,019	49
Curt Anes, Grand Valley St. (II)	†2001	271	189	3	.697	3,086	48
Curt Anes, Grand Valley St. (II)	†2002	414	278	6	.671	3,692	47
Bill Borchert, Mount Union (III)	†1997	272	190	1	.698	2,933	47
Jim McMahon, Brigham Young (I-A)	1980	445	284	18	.638	4,571	47
Tim Rattay, Louisiana Tech (I-A)	1998	559	380	13	.680	4,943	46
Andre Ware, Houston (I-A)	1989	578	365	15	.631	4,699	46
Kliff Kingsbury, Texas Tech (I-A)	2002	712	*479	13	.673	5,017	45
Wilkie Perez, Glenville St. (II)	†1997	425	280	12	.658	4,189	45
Bob Toledo, San Fran. St. (II)	1967	396	211	24	.533	3,513	45

*Record. †National pass-efficiency champion.

SINGLE-GAME YARDS

Yds.	Div.	Player, Team (Opponent)	Date
731	III	Zamir Amin, Menlo (Cal Lutheran)	Oct. 7, 2000
716	IA	David Klingler, Houston (Arizona St.)	Dec. 2, 1990
690	IA	Matt Vogler, TCU (Houston)	Nov. 3, 1990
661	IA	B.J. Symons, Texas Tech (Mississippi)	Sept. 27, 2003
645	II	Matt Kohn, Indianapolis (Michigan Tech)	Sept. 20, 2003
643	IA	Cody Hodges, Texas Tech (Kansas St.)	Oct. 15, 2005
642	II	Wilkie Perez, Glenville St. (Concord)	Oct. 25, 1997
638	II	Andrew Webb, Fort Lewis (Mesa St.)	Nov. 16, 2002
637	IA	Brian Lindgren, Idaho (Middle Tenn.)	Oct. 6, 2001
631	IA	Scott Mitchell, Utah (Air Force)	Oct. 15, 1988
624	IAA	Jamie Martin, Weber St. (Idaho St.)	Nov. 23, 1991
622	IA	Jeremy Leach, New Mexico (Utah)	Nov. 11, 1989
621	IA	Dave Wilson, Illinois (Ohio St.)	Nov. 8, 1980
619	III	Justin Peery, Westminster (Mo.) (MacMurray)	Nov. 14, 1998
619	IA	John Walsh, Brigham Young (Utah St.)	Oct. 30, 1993
619	IAA	Doug Pederson, La.-Monroe (Stephen F. Austin)	Nov. 11, 1989
618	IAA	Bruce Eugene, Grambling (Prairie View)	Oct. 1, 2005
618	III	Justin Peery, Westminster (Mo.) (Principia)	Oct. 17, 1998
616	II	Damian Poalucci, East Stroudsburg (Mansfield)	Nov. 2, 1996
614	II	Alfred Montez, Western N.M. (West Tex. A&M)	Oct. 8, 1994
614	II	Perry Klein, C.W. Post (Salisbury)	Nov. 6, 1993
613	II	Jayce Goree, Glenville St. (Concord)	Oct. 24, 1998
613	IA	Jimmy Klingler, Houston (Rice)	Nov. 28, 1992
611	IA	David Neill, Nevada (New Mexico St.)	Oct. 10, 1998
602	III	Danny Ragsdale, Redlands (Azusa Pacific)	Sept. 25, 1999
602	III	Tom Stallings, St. Thomas (Minn.) (Bethel [Minn.])	Nov. 13, 1993

SINGLE-GAME ATTEMPTS

Atts.	Div.	Player, Team (Opponent)	Date
83	IA	Drew Brees, Purdue (Wisconsin)	Oct. 10, 1998
81	III	Jordan Poznick, Principia (Blackburn)	Oct. 10, 1992
80	III	Scott Kello, Sul Ross St. (Howard Payne)	Oct. 5, 2002
79	IA	Matt Vogler, TCU (Houston)	Nov. 3, 1990
79	III	Mike Wallace, Ohio Wesleyan (Denison)	Oct. 3, 1981
78	III	Brett Dietz, Hanover (Baldwin-Wallace)	Nov. 22, 2003
78	III	Shawn Wheeler, Capital (Ohio Northern)	Nov. 13, 1999
78	IA	Rusty LaRue, Wake Forest (Duke)	Oct. 28, 1995
77	III	Justin Peery, Westminster (Mo.) (MacMurray)	Nov. 14, 1998
77	IAA	Neil Lomax, Portland St. (Northern Colo.)	Oct. 20, 1979
76	II	Evan Gray, Mo.-Rolla (Mo. Western St.)	Nov. 15, 2003
76	IAA	Joe Lee, Towson (Lehigh)	Oct. 30, 1999
76	II	Jarrod DeGeorgia, Wayne St. (Neb.) (Drake)	Nov. 9, 1996
76	IA	David Klingler, Houston (SMU)	Oct. 20, 1990
75	IA	Chris Vargas, Nevada (McNeese St.)	Sept. 19, 1992

SINGLE-GAME COMPLETIONS

Cmp.	Div.	Player, Team (Opponent)	Date
56	II	Jarrod DeGeorgia, Wayne St. (Neb.) (Drake)	Nov. 9, 1996
55	IA	Drew Brees, Purdue (Wisconsin)	Oct. 10, 1998
55	IA	Rusty LaRue, Wake Forest (Duke)	Oct. 28, 1995
51	III	Scott Kello, Sul Ross St. (Howard Payne)	Oct. 5, 2002
50	IAA	Martin Hankins, Southeastern La. (Jacksonville)	Nov. 6, 2004
50	II	Todd Cunningham, Presbyterian (Tusculum)	Nov. 3, 2001
50	III	Justin Peery, Westminster (Mo.) (MacMurray)	Nov. 14, 1998
50	IA	Rusty LaRue, Wake Forest (North Carolina St.)	Nov. 18, 1995
50	III	Tim Lynch, Hofstra (Fordham)	Oct. 19, 1991
49	IA	Bruce Gradkowski, Toledo (Pittsburgh)	Sept. 20, 2003
49	IA	Kliff Kingsbury, Texas Tech (Missouri)	Oct. 19, 2002
49	IA	Kliff Kingsbury, Texas Tech (Texas A&M)	Oct. 5, 2002
49	IA	Brian Lindgren, Idaho (Middle Tenn.)	Oct. 6, 2001
48	IAA	Clayton Millis, Cal St. Northridge (St. Mary's [Cal.])	Nov. 11, 1995
48	III	Jordan Poznick, Principia (Blackburn)	Oct. 10, 1992
48	IA	David Klingler, Houston (SMU)	Oct. 20, 1990
47	III	Brett Elliott, Linfield (Wis.-Whitewater)	Dec. 3, 2005
47	II	Evan Gray, Mo.-Rolla (Mo. Western St.)	Nov. 15, 2003
47	IA	Luke McCown, Louisiana Tech (Auburn)	Oct. 21, 2000
47	IAA	Joe Lee, Towson (Lehigh)	Oct. 30, 1999
47	IA	Tim Couch, Kentucky (Arkansas)	Oct. 3, 1998
47	IAA	Jamie Martin, Weber St. (Idaho St.)	Nov. 23, 1991
47	III	Mike Wallace, Ohio Wesleyan (Denison)	Oct. 3, 1981

Receiving

CAREER RECEPTIONS

Player, Team (Division)	Years	Rec.	Yards	Avg.	TD
Scott Pingel, Westminster (Mo.) (III)	1996-99	436	*6,108	14.0	75
Blake Elliott, St. John's (Minn.) (III)	2000-03	327	4,200	12.8	56
Clarence Coleman, Ferris St. (II)	1998-01	323	4,983	15.4	42
Jacquay Nunnally, Florida A&M (IAA)	1997-00	317	4,239	13.4	38
Taylor Stubblefield, Purdue (IA)	2001-04	316	3,433	10.9	19

Player, Team (Division)

Player, Team (Division)	Years	Rec.	Yards	Avg.	TD
Josh Davis, Marshall (I-A)	2001-04	306	3,889	12.7	23
Stephen Campbell, Brown (IAA)	1997-00	305	3,555	11.7	31
Taurean Henderson, Texas Tech (IA)	2002-05	303	2,058	6.8	19
Jerry Rice, Mississippi Val. (IAA)	1981-84	301	4,693	15.6	50
Andrew Blakely, Truman (II)	1999-02	300	3,458	11.5	22
Arnold Jackson, Louisville (IA)	1997-00	300	3,670	12.2	31
Trevor Insley, Nevada (IA)	1996-99	298	5,005	16.8	35
Javarus Dudley, Fordham (IAA)	2000-03	295	4,197	14.2	34
Geoff Noisy, Nevada (IA)	1995-98	295	4,249	14.4	21
Rashaun Woods, Oklahoma St. (IA)	2000-03	293	4,412	15.1	42
Chas Gessner, Brown (IAA)	1999-02	292	3,408	11.7	36
Jamaica Rector, Northwest Mo. St. (II)	2001-04	289	4,497	15.6	38
Brad Duesing, Washington-St. Louis (III)	2002-05	287	4,249	14.8	36
Conrad Singh, Hampden-Sydney (III)	2000-03	287	3,289	11.5	23
Matt Newton, Principia (III)	1990-93	287	3,646	12.7	32
Scott Hvistendahl, Augsburg (III)	1995-98	285	4,696	16.5	40
Brian Potucek, Central Wash. (II)	\$2001-05	283	3,889	13.7	33
Dallas Mall, Bentley (II)	2001-04	283	4,347	15.4	*78
Matt Holmlund, Augustana (S.D.) (II)	1998-01	282	3,522	12.5	35
Carlos Ferralls, Glenville St. (II)	1994-97	282	4,091	14.5	53
Troy Edwards, Louisiana Tech (IA)	1996-98	280	4,352	15.5	50
Mark Bartosic, Susquehanna (III)	2000-03	275	4,733	17.2	55
Michael Becker, Randolph-Macon (III)	1997-00	273	3,683	13.5	19
Damien Hoffman, Minn.-Morris (II)	1997-00	273	3,128	11.5	21
Darius Watts, Marshall (IA)	2000-03	272	4,031	14.8	47

*Record. \$See Page 10 for explanation.

CAREER RECEPTIONS PER GAME

(Minimum 125 Receptions; Player must have concluded his career)

Player, Team (Division[s])	Years	G	Rec.	Yards	TD	Rec. PG
Chris George, Glenville St. (II)	1993-94	20	230	3,215	30	11.5
Scott Pingel, Westminster (Mo.) (III)	1996-99	39	*436	*6,108	75	11.2
Manny Hazard, Houston (IA)	1989-90	21	220	2,635	31	10.5
Alex Van Dyke, Nevada (IA)	1994-95	22	227	3,100	26	10.3
Howard Twilley, Tulsa (IA)	1963-65	26	261	3,343	32	10.0
Jason Phillips, Houston (IA)	1987-88	22	207	2,319	18	9.4
Nate Jackson, Menlo (III)	1999-01	29	261	3,976	43	9.0
Matt Newton, Principia (III)	1990-93	33	287	3,646	32	8.7
Ed Bell, Idaho St. (II)	1968-69	19	163	2,608	30	8.6
Darryl DeShields, Greenville (III)	1999-01	29	248	4,051	39	8.6
Byron Chamberlain, Wayne St. (Neb.) (II)	1993-94	19	161	1,941	14	8.5
Todd Bloom, Hardin-Simmons (III)	1995-97	28	233	2,621	14	8.3
Troy Edwards, Louisiana Tech (IA)	1996-98	34	280	4,352	50	8.2
Carlos Ferralls, Glenville St. (II)	1994-97	35	282	4,091	53	8.1
Kevin Curtis, Utah St. (IA)	2001-02	22	174	2,789	19	7.9
Nate Burleson, Nevada (IA)	2000-02	32	248	3,293	22	7.8
Clarence Coleman, Ferris St. (II)	1998-01	42	323	4,982	42	7.7
Tramon Douglas, Grambling (IAA)	2002-03	22	169	2,621	28	7.7
Jerry Hendren, Idaho (II)	1967-69	30	230	3,435	27	7.7
Stephen Campbell, Brown (IAA)	1997-00	40	305	3,555	31	7.6
Conrad Singh, Hampden-Sydney (III)	2000-03	38	287	3,289	23	7.6
Bryan Reeves, Nevada (IAA; IA)	1991; 92-93	31	234	3,407	32	7.6
Siahia Burley, UCF (IA)	1997-98	22	165	2,248	15	7.5
Chas Gessner, Brown (IAA)	1999-02	39	292	3,408	36	7.5
Jeff Clay, Catholic (III)	1994-97	36	269	4,101	44	7.5
Geoff Noisy, Nevada (IA)	1995-98	40	295	4,249	21	7.4
David Williams, Illinois (IA)	1983-85	33	245	3,195	22	7.4
Gary Garrison, San Diego St. (II)	1964-65	20	148	2,188	26	7.4
Brad Bailey, West Tex. A&M (II)	1992-94	30	221	2,677	22	7.4
Jerry Rice, Mississippi Val. (IAA)	1981-84	41	301	4,693	50	7.3

*Record.

CAREER TOUCHDOWN RECEPTIONS

Player, Team (Division[s])	Years	G	TD
Dallas Mall, Bentley (II)	2001-04	44	78
David Kircus, Grand Valley St. (II)	1999-02	43	76
Scott Pingel, Westminster (Mo.) (III)	1996-99	39	75
Casey Allen, Linfield (III)	2002-05	44	59
Blake Elliott, St. John's (Minn.) (III)	2000-03	47	56
Mark Bartosic, Susquehanna (III)	2000-03	40	55
Chris Bisailon, Ill. Wesleyan (III)	1989-92	36	55
Chris Samp, Winona St. (II)	2001-04	49	53
Kurt Barth, Eureka (III)	1994-97	39	51
Richie Ross, Neb.-Kearney (II)	2002-05	44	50
Troy Edwards, Louisiana Tech (IA)	1996-98	34	50
Jerry Rice, Mississippi Val. (IAA)	1981-84	41	50
R.J. Hoppe, Carroll (Wis.) (III)	1993-96	37	49
Bruce Cerone, Yankton/Emporia St. (II)	1965-66, 68-69	36	49
Darius Watts, Marshall (IA)	2000-03	48	47
Eric Kimble, Eastern Wash. (IAA)	2002-05	46	46
James Roe, Norfolk St. (II)	1992-95	41	46
David Ball, New Hampshire (IAA)	2003-05	37	45

Player, Team (Division[s])	Years	G	TD
Ryan Short, Wabash (III)	1999-02	41	45
Kevin Ingram, West Chester (II)	1995-96, 98-99	39	45
Michael Coleman, Widener (III)	1998-01	40	44
Randy Moss, Marshall (I-AA; I-A)	1999-97	23	44
Jeff Clay, Catholic (III)	1994-97	36	44
Rennie Benn, Lehigh (I-AA)	1982-85	41	44
Nick Bublavi, Catholic (III)	2001-03, 05	40	43
Ben Nelson, St. Cloud St. (II)	1999-02	41	43
Nate Jackson, Menlo (III)	1999-01	29	43
Steve Vagedes, Ohio Northern (III)	1995, 97-99	40	43
Carlos Ferralls, Glenville St. (II)	1994-97	35	43
Mark Loeffler, Wheaton (III.) (III)	1993-96	38	43
Bill Schultz, Ripon (III)	1993-96	38	43
Aaron Turner, Pacific (I-A)	1989-92	44	43

‡Active player.

SEASON RECEPTIONS

Player, Team (Division)	Year	G	Rec.	Yards	TD
Manny Hazard, Houston (I-A)	†1989	11	142	1,689	22
Troy Edwards, Louisiana Tech (I-A)	†1998	12	140	1,996	27
Nate Burluson, Nevada (I-A)	†2002	12	138	1,629	12
Scott Pingel, Westminster (Mo.) (III)	†1999	10	136	1,648	24
Trevor Inasley, Nevada (I-A)	†1999	11	134	2,060	13
Howard Twilley, Tulsa (I-A)	†1965	10	134	1,779	16
Scott Pingel, Westminster (Mo.) (III)	†1998	10	130	*2,157	26
Alex Van Dyke, Nevada (I-A)	†1995	11	129	1,854	16
J.R. Tolver, San Diego St. (I-A)	2002	13	128	1,785	13
Stephen Campbell, Brown (I-AA)	†2000	10	120	1,332	11
Brad Bailey, West Tex. A&M (II)	1994	11	119	1,552	16
Blake Elliott, St. John's (Minn.) (III)	2003	14	117	1,319	13
Chris George, Glenville St. (II)	†1993	10	117	1,876	15
Kevin Ingram, West Chester (II)	†1998	11	115	1,673	21
Brian Forster, Rhode Island (I-AA) (TE)	†1985	10	115	1,617	12
Chas Gessner, Brown (I-AA)	†2002	10	114	1,166	11
Damond Wilkins, Nevada (I-A)	†1996	11	114	1,121	4
Chris George, Glenville St. (II)	†1994	10	113	1,339	15
Scott Hvistendahl, Augsburg (III)	1998	10	112	1,860	15
Jeff Clay, Catholic (III)	†1997	10	112	1,625	20
Sean Pender, Valdosta St. (II)	†1995	11	111	983	2
Flynn Cochran, Rensselaer (III)	2003	12	109	1,274	15
James Jordan, Louisiana Tech (I-A)	†2000	12	109	1,003	4
Chris Daniels, Purdue (I-A)	1999	11	109	1,133	5
Marcus Harris, Wyoming (I-A)	1996	12	109	1,650	13
Kassim Osgood, San Diego St. (I-A)	2002	13	108	1,552	8
Rashaun Woods, Oklahoma St. (I-A)	2002	13	107	1,695	17
Jamal Allen, Fort Lewis (II)	†2001	11	106	1,086	7
Fred Gilbert, Houston (I-A)	†1991	11	106	957	7
Barry Wagner, Alabama A&M (II)	†1989	11	106	1,812	17
Theo Blanco, Wis.-Stevens Point (III) (RB)	1987	11	#106	#1,616	8

*Record. †National champion. #Record for a running back.

SEASON RECEPTIONS PER GAME

Player, Team (Division)	Year	G	Rec.	Yards	TD	Rec. PG
Scott Pingel, Westminster (Mo.) (III)	†1999	10	136	1,648	24	13.6
Howard Twilley, Tulsa (I-A)	†1965	10	134	1,779	16	13.4
Scott Pingel, Westminster (Mo.) (III)	†1998	10	130	*2,157	26	13.0
Manny Hazard, Houston (I-A)	†1989	11	*142	1,689	22	12.9
Matt Newton, Principia (III)	†1992	8	98	1,487	14	12.3
Trevor Inasley, Nevada (I-A)	†1999	11	134	2,060	13	12.2
Stephen Campbell, Brown (I-AA)	†2000	10	120	1,332	11	12.0
Matt Newton, Principia (III)	†1993	8	96	1,080	11	12.0
Nate Burluson, Nevada (I-A)	†2002	12	138	1,629	12	11.8
Alex Van Dyke, Nevada (I-A)	†1995	11	129	1,854	16	11.7
Chris George, Glenville St. (II)	†1993	10	117	1,876	15	11.7
Troy Edwards, Louisiana Tech (I-A)	†1998	12	140	1,996	27	11.7
Brian Forster, Rhode Island (I-AA) (TE)	†1985	10	115	1,617	12	11.5
Chas Gessner, Brown (I-AA)	†2002	10	114	1,166	11	11.4
Chris George, Glenville St. (II)	†1994	10	113	1,339	15	11.3
Scott Hvistendahl, Augsburg (III)	1998	10	112	1,860	15	11.2
Jeff Clay, Catholic (III)	†1997	10	112	1,625	20	11.2
Brad Bailey, West Tex. A&M (II)	1994	11	119	1,552	16	10.8
Ben Fox, Hanover (III)	†1995	9	95	1,087	15	10.6
Sean Munroe, Mass.-Boston (III)	1992	9	95	1,693	17	10.6

*Record. †National champion.

SINGLE-GAME RECEPTIONS

No.	Div.	Player, Team (Opponent)	Date
24	I-AA	Chas Gessner, Brown (Rhode Island)	Oct. 5, 2002
24	I-AA	Jerry Rice, Mississippi Val. (Southern U.)	Oct. 1, 1983
23	II	Chris George, Glenville St. (West Va. Wesleyan)	Oct. 15, 1994
23	I-A	Randy Gatewood, UNLV (Idaho)	Sept. 17, 1994
23	III	Sean Munroe, Mass.-Boston (Mass. Maritime)	Oct. 10, 1992

No.	Div.	Player, Team (Opponent)	Date
23	II	Barry Wagner, Alabama A&M (Clark Atlanta)	Nov. 4, 1989
22	III	Kevin Holland, Tufts (Bowdoin)	Oct. 9, 2004
22	I-AA	Marvin Walker, North Texas (Tulsa)	Nov. 20, 1982
22	I-A	Jay Miller, Brigham Young (New Mexico)	Nov. 3, 1973
21	I-AA	Carl Morris, Harvard (Dartmouth)	Nov. 2, 2002
21	I-AA	Eric Johnson, Yale (Harvard)	Nov. 20, 1999
21	I-A	Chris Daniels, Purdue (Michigan St.)	Oct. 16, 1999
21	I-A	Troy Edwards, Louisiana Tech (Nebraska)	Aug. 29, 1998
21	II	Kevin Swayne, Wayne St. (Neb.) (Drake)	Nov. 9, 1996
21	II	Jarett Vito, Emporia St. (Truman)	Nov. 4, 1995
21#	I-AA	David Pandt, Montana St. (Eastern Wash.)	Sept. 21, 1985
20	I-A	Kenny Christian, Eastern Mich. (Temple)	Sept. 23, 2000
20	III	Scott Pingel, Westminster (Mo.) (Colorado Col.)	Oct. 30, 1999
20	III	Todd Bloom, Hardin-Simmons (Mississippi Col.)	Oct. 12, 1996
20	III	Kurt Barth, Eureka (Concordia [Wis.])	Sept. 28, 1996
20	I-AA	Tim Hilton, Cal St. Northridge (St. Mary's [Cal.])	Nov. 11, 1995
20	II	Sean Pender, Valdosta St. (Mississippi Col.)	Nov. 4, 1995
20	II	Keylie Martin, N.M. Highlands (Western St.)	Nov. 5, 1994
20	III	Rich Johnson, Pace (Fordham)	Nov. 7, 1987
20	III	Pete Thompson, Carroll (Wis.) (Augustana [Ill.])	Nov. 4, 1978
20	II	Harold "Red" Roberts, Austin Peay (Murray St.)	Nov. 8, 1969
20	I-A	Rick Eber, Tulsa (Idaho St.)	Oct. 7, 1967

#Record for a running back.

CAREER YARDS

Player, Team (Division)	Years	Rec.	Yards	Avg.	TD
Scott Pingel, Westminster (Mo.) (III)	1996-99	*436	6,108	14.0	75
Trevor Inasley, Nevada (I-A)	1996-99	298	5,005	16.8	35
Clarence Coleman, Ferris St. (II)	1998-01	323	4,983	15.4	42
Richie Ross, Neb.-Kearney (II)	2002-05	248	4,882	19.7	50
Mark Bartosic, Susquehanna (III)	2000-03	275	4,733	17.2	55
Scott Hvistendahl, Augsburg (III)	1995-98	285	4,696	16.5	40
Jerry Rice, Mississippi Val. (I-AA)	1981-84	301	4,693	15.6	50
Marcus Harris, Wyoming (I-A)	1993-96	259	4,518	17.4	38
Jamaica Rector, Northwest Mo. St. (II)	2001-04	289	4,497	15.6	38
Nick Bublavi, Catholic (III)	2001-03, 05	255	4,485	17.6	43
Chris Samp, Winona St. (II)	2001-04	222	4,471	20.1	53
James Roe, Norfolk St. (II)	1992-95	239	4,468	18.7	46
Rashaun Woods, Oklahoma St. (I-A)	2000-03	293	4,412	15.1	42
Damon Thompson, Virginia St. (II)	1997-00	268	4,387	16.4	37
Ryan Yarborough, Wyoming (I-A)	1990-93	229	4,357	19.0	42
Bruce Cerone, Yankton/Emporia St. (II)	1965-66, 68-69	241	4,354	18.1	49
Troy Edwards, Louisiana Tech (I-A)	1996-98	280	4,352	15.5	50
Dallas Mall, Bentley (II)	2001-04	283	4,347	15.4	*78
Aaron Turner, Pacific (I-A)	1989-92	266	4,345	16.3	43
Kurt Barth, Eureka (III)	1994-97	256	4,311	16.8	51
Brad Musso, Wheaton (III.) (III)	2001-04	255	4,287	16.8	36
Terance Mathis, New Mexico (I-A)	1985-87	89	4,254	16.2	36
Brad Duesing, Washington-St. Louis (III)	2002-05	287	4,249	14.8	36
Geoff Noisy, Nevada (I-A)	1995-98	295	4,249	14.4	21
Jacquay Nunnally, Florida A&M (I-AA)	1997-00	317	4,239	13.4	38
Robert Clark, N.C. Central (II)	1983-86	210	4,231	†20.1	38
Blake Elliott, St. John's (Minn.) (III)	2000-03	327	4,200	12.8	56
Javarus Dudley, Fordham (I-AA)	2000-03	295	4,197	14.2	34
David Kircus, Grand Valley St. (II)	1999-02	222	4,142	18.7	76
Eric Kimble, Eastern Wash. (I-AA)	2002-05	253	4,140	16.4	46

*Record. ‡Record for minimum 180 catches.

CAREER YARDS PER GAME

(Minimum 2,200 Yards; Player must have concluded his career)

Player, Team (Division[s])	Years	G	Yards	Yd. PG
Chris George, Glenville St. (II)	1993-94	20	3,215	160.8
Scott Pingel, Westminster (Mo.) (III)	1996-99	39	*6,108	156.6
Alex Van Dyke, Nevada (I-A)	1994-95	22	3,100	140.9
Darryl DeShields, Greenville (III)	1999-01	29	4,051	139.7
Ed Bell, Idaho St. (II)	1968-69	19	2,608	137.3
Nate Jackson, Menlo (III)	1999-01	29	3,976	137.1
Troy Edwards, Louisiana Tech (I-A)	1996-98	34	4,352	128.0
Kevin Curtis, Utah St. (I-A)	2001-02	22	2,789	126.8
Manny Hazard, Houston (I-A)	1989-90	21	2,635	125.5
Bruce Cerone, Yankton/Emporia St. (II)	1965-66, 68-69	36	4,354	120.9
Ron Sellers, Florida St. (I-A)	1966-68	30	3,598	119.9
Tramon Douglas, Grambling (I-AA)	2002-03	22	2,621	119.1
Clarence Coleman, Ferris St. (II)	1998-01	42	4,983	118.6
Mark Bartosic, Susquehanna (III)	2000-03	40	4,733	118.3
Randy Moss, Marshall (I-AA; I-A)	1996-97	23	2,720	118.3
Jim Jones, Widener (III)	1999-01	30	3,523	117.4
Scott Hvistendahl, Augsburg (III)	1995-98	40	4,696	117.4
Derrick Ingram, UAB (I-AA)	1993-94	22	2,572	116.9
Carlos Ferralls, Glenville St. (II)	1994-97	35	4,091	116.9
Damon Thompson, Virginia St. (II)	1997-00	38	4,387	115.4

COLLEGIATE RECORDS

Player, Team (Division[s])	Years	G	Yards	Yd. PG
Adam Marino, Mount Union (III)	1998-00	30	3,436	114.5
Jerry Rice, Mississippi Val. (I-AA)	1981-84	41	4,693	114.5
Jerry Hendren, Idaho (II)	1967-69	30	3,435	114.5
Jeff Clay, Catholic (III)	1994-97	36	4,101	113.9
Trevor Inasley, Nevada (I-A)	1996-99	44	5,005	113.8
Nakia Jenkins, Utah St. (I-A)	1996-97	22	2,483	112.9
Nick Bublavi, Catholic (III)	2001-03, 05	40	4,485	112.1
Elmo Wright, Houston (I-A)	1968-70	30	3,347	111.6
Howard Twilley, Tulsa (I-A)	1963-65	30	3,343	111.4
Chris Myers, Kenyon (II)	1967-70	35	3,897	111.3

*Record.

SEASON YARDS

Player, Team (Division)	Year	Rec.	Yards	Avg.	TD
Scott Pingel, Westminster (Mo.) (III)	↑1998	130	2,157	16.6	26
Trevor Inasley, Nevada (I-A)	↑1999	134	2,060	15.4	13
Troy Edwards, Louisiana Tech (I-A)	↑1998	140	1,996	14.3	27
Chris George, Glenville St. (II)	↑1993	117	1,876	16.0	15
Scott Hvistendahl, Augsburg (III)	1998	112	1,860	16.6	15
Alex Van Dyke, Nevada (I-A)	↑1995	129	1,854	14.4	16
Barry Wagner, Alabama A&M (II)	↑1989	106	1,812	17.1	17
Nick Bublavi, Catholic (III)	↑2005	101	1,797	17.8	15
J.R. Tolver, San Diego St. (I-A)	↑2002	128	1,785	14.0	13
Howard Twilley, Tulsa (I-A)	↑1965	134	1,779	13.3	16
Evan Prall, East Stroudsburg (II)	2005	88	1,766	20.1	23
Josh Reed, LSU (I-A)	↑2001	94	1,740	18.5	7
Chris Perry, Adams St. (II)	↑1995	88	1,719	19.5	21
Ashley Lelie, Hawaii (I-A)	2001	84	1,713	20.4	19
Eddie Conti, Delaware (I-AA)	↑1998	91	1,712	18.8	10
Troy Edwards, Louisiana Tech (I-A)	↑1997	102	1,707	16.7	13
Tramon Douglas, Grambling (I-AA)	↑2002	92	1,704	18.5	18
Rashaun Woods, Oklahoma St. (I-A)	2002	107	1,695	15.8	17
Sean Munroe, Mass.-Boston (III)	↑1992	95	1,693	17.8	17
Manny Hazard, Houston (I-A)	↑1989	*142	1,689	11.9	22
Nick Cushman, Albright (III)	↑2004	101	1,682	16.6	17
Jerry Rice, Mississippi Val. (I-AA)	↑1984	103	1,682	16.3	27
Kevin Ingram, West Chester (II)	↑1998	115	1,673	14.5	21
Larry Fitzgerald, Pittsburgh (I-A)	↑2003	92	1,672	18.2	22
Marcus Harris, Wyoming (I-A)	↑1996	109	1,650	15.1	13
Scott Pingel, Westminster (Mo.) (III)	↑1999	136	1,648	12.1	24
Randy Mass, Marshall (I-A)	1997	90	1,647	18.3	25
Ellis DeBrow, Delta St. (II)	↑2003	77	1,637	21.3	18
Mark DeBrito, Bentley (II)	1999	101	1,637	16.2	19
Nate Burleson, Nevada (I-A)	2002	138	1,629	11.8	12
Jeff Clay, Catholic (III)	↑1997	112	1,625	14.5	25
DaVon Fowlkes, Appalachian St. (I-AA)	↑2004	103	1,618	15.7	14
Brian Forster, Rhode Island (I-AA) (TE)	↑1985	115	1,617	14.1	12
Theo Blanco, Wis.-Stevens Point (III) (RB)	1987	#106	#1,616	15.2	8
Steve Angeletta, Union (N.Y.) (III)	2005	99	1,612	16.3	11

*Record. †National champion. #Record for a running back.

SEASON YARDS PER GAME

Player, Team (Division)	Year	G	Rec.	Yards	Yd. PG
Scott Pingel, Westminster (Mo.) (III)	↑1998	10	130	*2,157	215.7
Sean Munroe, Mass.-Boston (III)	↑1992	9	95	1,693	188.1
Chris George, Glenville St. (II)	↑1993	10	117	1,876	187.6
Trevor Inasley, Nevada (I-A)	↑1999	11	134	2,060	187.3
Scott Hvistendahl, Augsburg (III)	1998	10	112	1,860	186.0
Matt Newton, Principia (III)	↑1992	8	98	1,487	185.9
Nick Bublavi, Catholic (III)	↑2005	10	101	1,797	179.7
Howard Twilley, Tulsa (I-A)	↑1965	10	134	1,779	177.9
Chris Perry, Adams St. (II)	↑1995	10	88	1,719	171.9
Alex Van Dyke, Nevada (I-A)	↑1995	11	129	1,854	168.5
Jerry Rice, Mississippi Val. (I-AA)	↑1984	10	103	1,682	168.2
Troy Edwards, Louisiana Tech (I-A)	↑1998	12	140	1,996	166.3
Scott Pingel, Westminster (Mo.) (III)	↑1999	10	136	1,648	164.8
Barry Wagner, Alabama A&M (II)	↑1989	11	106	1,812	164.7
Bruce Cerone, Emporia St. (II)	↑1968	9	91	1,479	164.3
Jeff Clay, Catholic (III)	↑1997	10	112	1,625	162.5
Jeff Clay, Catholic (III)	↑1996	9	81	1,460	162.2
Brian Forster, Rhode Island (I-AA)	↑1985	10	115	1,617	161.7

*Record. †National champion.

SEASON TOUCHDOWN RECEPTIONS

Player, Team (Division)	Year	G	TD
David Kircus, Grand Valley St. (II)	2002	14	35
David Kircus, Grand Valley St. (II)	2001	10	28
Troy Edwards, Louisiana Tech (I-A)	1998	12	27
Jerry Rice, Mississippi Val. (I-AA)	1984	10	27
Scott Pingel, Westminster (Mo.) (III)	1998	10	26
Randy Mass, Marshall (I-A)	1997	12	25
David Ball, New Hampshire (I-AA)	2005	13	24
Dallas Mall, Bentley (II)	2001	12	24

Player, Team (Division)	Year	G	TD
Scott Pingel, Westminster (Mo.) (III)	1999	10	24
Evan Prall, East Stroudsburg (II)	2005	14	23
Rob Giancola, Valparaiso (I-AA)	2003	12	23
Ben Nelson, St. Cloud St. (II)	2002	11	23
Matt Willis, Hartwick (III)	2005	10	22
Casey Allen, Linfield (III)	2005	11	22
Chris Sampa, Winona St. (II)	2004	12	22
Larry Fitzgerald, Pittsburgh (I-A)	2003	13	22
Blake Elliott, St. John's (Minn.) (III)	2002	14	22
Manny Hazard, Houston (I-A)	1989	11	22
Dallas Mall, Bentley (II)	2004	10	21
Vincent Jackson, Northern Colo. (II)	2003	11	21
David Snider, Grinnell (III)	1998	10	21
Chris Perry, Adams St. (II)	1995	10	21
Brandon Simmons, West Chester (II)	2004	15	20
Ryan Soule, Hartwick (III)	2002	10	20
Ryan Johnson, Hartwick (III)	2001	10	20
Brian Dolph, Saginaw Valley (II)	2000	11	20
Kirk Aikens, Hartwick (III)	1998	10	20
Manny Hazard, Ohio Northern (III)	1998	10	20
Jeff Clay, Catholic (III)	1997	10	20
John Aromando, TCNJ (III)	1983	10	20
Ed Bell, Idaho St. (II)	1969	10	20

SINGLE-GAME YARDS

Yds.	Div.	Player, Team (Opponent)	Date
418	III	Lewis Howes, Principia (Martin Luther)	Oct. 12, 2002
405	I-A	Troy Edwards, Louisiana Tech (Nebraska)	Aug. 29, 1998
401	II	Kevin Ingram, West Chester (Clarion)	Oct. 31, 1998
397	III	Matt Eisenberg, Juniata (Widener)	Nov. 13, 1999
395	III	Scott Pingel, Westminster (Mo.) (Bethel [Tenn.])	Nov. 7, 1998
386	III	Nick Bublavi, Catholic (La Salle)	Sept. 15, 2005
376	I-AA	Kassim Osgood, Cal Poly (UNL)	Nov. 4, 2000
370	I-AA	Michael Lerch, Princeton (Brown)	Oct. 12, 1991
370	II	Barry Wagner, Alabama A&M (Clark Atlanta)	Nov. 4, 1989
364	III	Jeff Clay, Catholic (Albright)	Nov. 16, 1996
363	I-A	Randy Gatewood, UNLV (Idaho)	Sept. 17, 1994
363	II	Tom Nettles, San Diego St. (Southern Miss.)	Nov. 9, 1968
362	III	Matt Surette, WPI (Springfield)	Oct. 25, 1997
354	I-AA	Eddie Conti, Delaware (Connecticut)	Nov. 7, 1998
354	II	Robert Clark, N.C. Central (Jackson St.)	Aug. 30, 1986
352	II	Chad Luttrell, Henderson St. (Arkansas Tech)	Oct. 28, 2000
349	I-A	Chuck Hughes, UTEP (North Texas)	Sept. 18, 1965
332	III	Ryan Pifer, Heidelberg (Marietta)	Nov. 8, 1997
332	III	Sean Munroe, Mass.-Boston (Mass. Maritime)	Oct. 10, 1992
330	I-AA	Nate Singleton, Grambling (Virginia Union)	Sept. 14, 1991
327@	I-AA	Brian Forster, Rhode Island (Brown)	Sept. 28, 1985
326	I-A	Nate Burleson, Nevada (San Jose St.)	Nov. 10, 2001
325	II	Paul Zaeske, North Park (North Central [Ill.])	Oct. 12, 1968
322	I-A	Rick Eber, Tulsa (Idaho St.)	Oct. 7, 1967
319	II	Kyle Henderson, West Ala. (Valdosta St.)	Oct. 26, 2002
319	I-AA	Jason Cristino, Lehigh (Lafayette)	Nov. 21, 1992
318	I-A	Harry Wood, Tulsa (Idaho St.)	Oct. 7, 1967
317	II	Richie Ross, Neb.-Kearney (Fort Hays St.)	Nov. 1, 2003
317	II	Dan Fulton, Neb.-Omaha (South Dakota)	Sept. 4, 1976
316	I-AA	Marcus Hinton, Alcorn St. (Chattanooga)	Sept. 10, 1994
316	I-A	Jeff Evans, New Mexico St. (Southern Ill.)	Sept. 30, 1978
314	III	Matt Eisenberg, Juniata (Albright)	Oct. 2, 1999
314	I-A	Alex Van Dyke, Nevada (San Jose St.)	Nov. 18, 1995
310	III	Randell Knapp, Mount Union (Wis.-Whitewater)	Sept. 6, 2003
310	III	Jace Metzner, Ohio Northern (John Carroll)	Oct. 20, 2001
310	III	Jeff Clay, Catholic (La Salle)	Oct. 11, 1997
310	I-A	Chad Mackey, Louisiana Tech (Ledo)	Oct. 19, 1996
310	II	Mike Collodi, Colorado Mines (Westminster [Utah])	Oct. 3, 1970

@Record for a tight end.

Defensive Records

Interceptions

CAREER INTERCEPTIONS

Player, Team (Division[s])	Years	No.	Yards	Avg.
Tom Collins, Indianapolis (II)	1982-85	37	390	10.5
Ralph Gebhardt, Rochester (II; III)	1972; 73-75	34	406	11.9
Dean Diaz, Humboldt St. (II)	1980-83	31	328	10.6
Bill Grantham, Mo.-Rolla (II)	1977-80	29	263	9.1
Eugene Hunter, Fort Valley St. (II; III)	1972; 73-74	29	479	16.5
Al Brosky, Illinois (I-A)	1950-52	29	356	12.3
Leigh Bodden, Duquesne (I-AA)	1999-02	28	297	10.6
Jason Johnson, Shepherd (II)	1991-94	28	321	11.5

Player, Team (Division)	Years	No.	Yards	Avg.
Rick Bealer, Lycoming (III)	1987-90	28	279	10.0
Brian Feterolf, Aurora (III)	1986-89	28	390	13.9
Dave Murphy, Holy Cross (I-AA)	1986-89	28	309	11.0
Brent Grimes, Shippensburg (II)	2002-05	27	314	11.6
Andrew Ostrand, Carroll (WV) (III)	1990-93	27	258	9.6
Tim Lennon, Curry (III)	1986-89	27	190	7.0
Scott Stanitous, Moravian (III)	1985-88	27	178	6.6
Mike Hintz, Wis.-Platteville (III)	1983-86	27	183	6.8
Martin Bayless, Bowling Green (I-A)	1980-83	27	266	9.9
John Provost, Holy Cross (I-A)	1972-74	27	470	17.4
Cory Mabry, Susquehanna (III)	1988-91	26	400	15.4
Mark Dornier, Juniata (III)	1984-87	26	443	17.0
Tony Woods, Bloomsburg (II)	1982-85	26	105	4.0
Jeff Hughes, Ripon (III)	1975-78	26	333	12.8
Buster West, Gust. Adolphus (II)	1967-70	26	192	7.4

SEASON INTERCEPTIONS

Player, Team (Division)	Year	No.	Yards
Ben Matthews, Bethel (Minn.) (III)	†2000	15	134
Mark Dornier, Juniata (III)	†1987	15	202
Pierre Thomas, Mo. Western St. (II)	2003	14	362
Rashean Mathis, Bethune-Cookman (I-AA)	†2002	14	*455
Eugene Hunter, Fort Valley St. (II)	†1972	14	211
Luther Howard, Delaware St. (II)	†1972	14	99
Tom Rezzuti, Northeastern (II)	†1971	14	153
Jim Blackwell, Southern U. (II)	†1970	14	196
Carl Ray Harris, Fresno St. (II)	†1970	14	98
Al Worley, Washington (I-A)	†1968	14	130

*Record. †National champion.

Total Tackles

(Since 2000)

CAREER TOTAL TACKLES PER GAME

(Min. 275 Total Tackles; Player must have concluded his career)

Player, Team (Division)	Years	G	Solo	Ast	Total	Avg.
Jason Ocean, Livingstone (II)	2000-03	37	193	323	516	13.95
Josh Cain, Chattanooga (I-AA)	2000-02	34	273	177	450	13.2
Boomer Grigsby, Illinois St. (I-AA)	2001-04	44	325	225	*550	12.5
E.J. Henderson, Maryland (I-A)	2000-02	35	308	126	434	12.4
Ron Swearingin, Capital (III)	2000-03	40	282	217	499	12.5
Matt O'Bryant, Millsaps (III)	2000-03	38	236	226	462	12.2
Hanik Milligan, Houston (I-A)	2000-02	34	235	170	405	11.9
Casey Urlacher, Lake Forest (III)	2000-02	31	158	197	355	11.5
Tim McGarigle, Northwestern (I-A)	2002-05	48	319	226	545	11.4
Rod Davis, Southern Miss. (I-A)	2000-03	47	*360	166	526	11.2
Liam Ezekiel, Northeastern (I-AA)	2001-04	44	218	271	489	11.1
Justin Beriault, Ball St. (I-A)	2001-04	46	267	241	508	11.0
Eric Walker, Mo. Western St. (II)	2000-02	31	168	168	336	10.8
Ryan Fowler, Duke (I-A)	2000-03	46	286	209	495	10.8
Dantonio Burnette, North Carolina St. (I-A)	2000-02	34	185	178	363	10.7
Deric Sieck, Winona St. (II)	2000-03	49	275	242	517	10.6
Bruce Renner, Indianapolis (II)	2002-05	42	242	198	440	10.5
Grant Wiley, West Virginia (I-A)	2000-03	47	298	194	492	10.5
Jordan Beck, Cal Poly (I-AA)	2001-04	43	270	179	449	10.4
Josh Smith, Navy (I-A)	2002-04	34	164	190	354	10.4
Nick Ricks, Eastern Ill. (I-AA)	2000-03	47	298	180	478	10.2
Jerry Schumacher, Illinois (I-A)	2000-02	35	236	115	351	10.0
Lee Russell, Western Ill. (I-AA)	2000-03	48	317	163	480	10.0
Grant Gould, Washburn (II)	2002-05	46	207	252	459	10.0
Dexter Reid, North Carolina (I-A)	2000-03	47	304	162	466	9.9
Steve Sheeler, Stonehill (II)	2000-03	41	230	172	402	9.8
Daniel Leger, Colorado Mines (II)	2001-04	46	236	210	446	9.7
Alfred Fincher, Connecticut (I-A)	2002-04	36	181	166	347	9.6
Matt Nelson, Wofford (I-AA)	2000-03	47	296	156	452	9.6
Matt Pusateri, Miami (Ohio) (I-A)	2001-04	51	313	172	485	9.5

*Record.

SEASON TOTAL TACKLES PER GAME

Player, Team (Division)	Year	G	Solo	Ast	Total	Avg.
Robert Gunn, Earlham (III)	†2000	10	106	72	178	17.8
Donnie Hohman, Chapman (III)	†2002	10	77	95	172	17.2
Boomer Grigsby, Illinois St. (I-AA)	†2002	11	108	71	179	16.3
Kevin Talley, Norfolk St. (I-AA)	†2003	12	75	120	*195	16.3
Robert Aguilar, Greenville (III)	2000	10	101	61	162	16.2
Josh Cain, Chattanooga (I-AA)	2002	12	113	79	192	16.0
Allen Minus, Lincoln (Mo.) (II)	†2004	10	73	86	159	15.9
Bryan Meuse, Nichols (III)	†2005	9	72	71	143	15.9
Jeremy Vanisacker, Kalamazoo (III)	†2004	8	76	50	126	15.8
Isaac Sieling, Gust. Adolphus (III)	2004	10	55	102	157	15.7

Player, Team (Division)	Year	G	Solo	Ast	Total	Avg.
Jason Ocean, Livingstone (II)	†2001	9	50	91	141	15.7
Mike Matson, Augsburg (III)	2005	10	75	81	156	15.6
Rick Sherrod, West Virginia (I-A)	†2001	10	102	54	156	15.6
Lance Ramer, Rochester (III)	2000	10	87	69	156	15.6
Taz Wallace, Adrian (III)	2004	10	100	55	155	15.5
Kelvin Hutcheson, Averett (III)	†2001	8	56	68	124	15.5
Graham Goldwasser, Williams (III)	†2003	8	43	80	123	15.4
Edgerton Hartwell, Western Ill. (I-AA)	†2000	11	107	62	169	15.4

*Record. †National champion.

CAREER TOTAL TACKLES

Player, Team (Division)	Years	G	Solo	Ast	Total
Boomer Grigsby, Illinois St. (I-AA)	2001-04	44	325	225	550
Tim McGarigle, Northwestern (I-A)	2002-05	48	319	226	545
Casey McConnell, Kenyon (III)	2001-03, 05	40	294	237	531
Rod Davis, Southern Miss. (I-A)	2000-03	47	*360	166	526
Deric Sieck, Winona St. (II)	2000-03	49	275	242	517
Jason Ocean, Livingstone (II)	2000-03	37	193	*323	516
Justin Beriault, Ball St. (I-A)	2001-04	46	267	241	508
Ron Swearingin, Capital (III)	2000-03	40	282	217	499
Ryan Fowler, Duke (I-A)	2000-03	46	286	209	495
Grant Wiley, West Virginia (I-A)	2000-03	47	298	194	492
Liam Ezekiel, Northeastern (I-AA)	2001-04	44	218	271	489
Matt Pusateri, Miami (Ohio) (I-A)	2001-04	51	313	172	485
Lee Russell, Western Ill. (I-AA)	2000-03	48	317	163	480
Mike Fox, St. John Fisher (III)	2001-04	42	221	257	478
Nick Ricks, Eastern Ill. (I-AA)	2000-03	47	298	180	478
Matt O'Bryant, Millsaps (III)	2000-03	38	236	226	472
Dexter Reid, North Carolina (I-A)	2000-03	47	304	162	466
Grant Gould, Washburn (II)	2002-05	46	207	252	459
Derrick Johnson, Texas (I-A)	2001-04	49	281	177	458
Abdul Hodge, Iowa (I-A)	2002-05	50	289	164	453
Josh Cain, Chattanooga (I-AA)	2000-02	34	273	177	450
Jordan Beck, Cal Poly (I-AA)	2001-04	43	270	179	449
Daniel Leger, Colorado Mines (II)	2001-04	46	236	210	446
John Leake, Clemson (I-A)	2000-03	49	244	199	443
Bruce Renner, Indianapolis (II)	2002-05	42	242	198	440
E.J. Henderson, Maryland (I-A)	2000-02	35	308	126	434
Adam Seward, UNLV (I-A)	2001-04	46	215	218	433
Barrett Ruud, Nebraska (I-A)	2001-04	50	218	214	432
Erik Dandy, Western Ky. (I-AA)	2000-03	45	241	183	424
Terrell Jones, Miami (Ohio) (I-A)	2000-03	47	258	166	424

*Record.

SEASON TOTAL TACKLES

Player, Team (Division)	Year	G	Solo	Ast	Total
Kevin Talley, Norfolk St. (I-AA)	†2003	12	75	120	195
Lawrence Flugence, Texas Tech (I-A)	2002	14	124	69	193
Josh Cain, Chattanooga (I-AA)	2002	12	113	79	192
Josh Buhl, Kansas St. (I-A)	2003	15	109	75	184
Tom Ward, Toledo (I-A)	2002	14	107	73	180
Jimmy Cottrell, New Mexico St. (I-A)	†2005	12	90	89	179
Boomer Grigsby, Illinois St. (I-AA)	2003	12	109	70	179
Boomer Grigsby, Illinois St. (I-AA)	†2002	11	108	71	179
Robert Gunn, Earlham (III)	†2000	10	106	72	178
E.J. Henderson, Maryland (I-A)	2002	14	*135	40	175
Donnie Hohman, Chapman (III)	†2002	10	77	95	172
Dietrich Lapsley, Indiana St. (I-AA)	2002	12	103	68	171
B.J. Russell, Mesa St. (II)	2004	11	71	98	169
John Leake, Clemson (I-A)	2002	13	81	88	169
Edgerton Hartwell, Western Ill. (I-AA)	†2000	11	107	62	169

*Record. †National champion.

SINGLE-GAME TOTAL TACKLES

Tkls.	Div.	Player, Team (Opponent)	Date
30	III	Bryan Meuse, Nichols (Endicott)	Oct. 29, 2005
30	II	Shaun Maloney, Minn.-Morris (Minn. St. Moorhead)	Oct. 27, 2001
29	III	Adam Neitzel, Wis.-La Crosse (Wis.-Eau Claire)	Oct. 22, 2005
29	II	Jim Couretas, Northern Mich. (Findlay)	Sept. 10, 2005
28	III	Mike Matson, Augsburg (Bethel [Minn.])	Nov. 4, 2005
28	II	Brent Russell, Mesa St. (Fort Lewis)	Sept. 11, 2004
27	III	Casey McConnell, Kenyon (Centre)	Sept. 7, 2002
26	III	Chris Kern, Simpson (Luther)	Nov. 13, 2004
26	I-AA	Boomer Grigsby, Illinois St. (Youngstown St.)	Nov. 9, 2002
26	I-A	Doug Szymul, Northwestern (Navy)	Sept. 21, 2002
26	I-A	Brian Leigeb, Central Mich. (Northern Ill.)	Nov. 17, 2000
25	I-AA	Chad Nkang, Elon (Chattanooga)	Oct. 15, 2005
25	I-A	Tim McGarigle, Northwestern (Wisconsin)	Oct. 8, 2005
25	I-AA	Kevin Talley, Norfolk St. (N.C. A&T)	Oct. 4, 2003
25	I-A	DeMeco Ryans, Alabama (Arkansas)	Sept. 27, 2003
25	I-AA	Nick Ricks, Eastern Ill. (Eastern Ky.)	Oct. 12, 2002
25	I-A	Bob Sanders, Iowa (Indiana)	Oct. 20, 2001
25	I-AA	Tim Johnson, Youngstown St. (Hofstra)	Nov. 4, 2000
25	II	Alan Slaughter, Tusculum (Lenoir-Rhyne)	Sept. 30, 2000

COLLEGIATE RECORDS

Solo Tackles

CAREER SOLO TACKLES PER GAME

(Min. 225 Solo Tackles; Player must have concluded his career)

Player, Team (Division)	Years	G	Solo	Avg.
E.J. Henderson, Maryland (I-A)	2000-02	35	308	8.80
Josh Cain, Chattanooga (I-AA)	2000-02	34	273	8.03
Rod Davis, Southern Miss. (I-A)	2000-03	47	*360	7.66
Boomer Grigsby, Illinois St. (I-AA)	2001-04	44	325	7.39
Casey McConnell, Kenyon (III)	2001-03, 05	40	294	7.35
Ron Swearingin, Capital (III)	2000-03	40	282	7.05
Hanik Milligan, Houston (I-A)	2000-02	34	235	6.91
Jerry Schumacher, Illinois (I-A)	2000-02	35	236	6.74
Tim McGarigle, Northwestern (I-A)	2002-05	48	319	6.65
Lee Russell, Western Ill. (I-AA)	2000-03	48	317	6.60
Dexter Reid, North Carolina (I-A)	2000-03	47	304	6.47
Grant Wiley, West Virginia (I-A)	2000-03	47	298	6.34
Nick Ricks, Eastern Ill. (I-AA)	2000-03	47	298	6.34
Matt Nelson, Wofford (I-AA)	2000-03	47	296	6.30
Jordan Beck, Cal Poly (I-AA)	2001-04	43	270	6.28
Ryan Fowler, Duke (I-A)	2000-03	46	286	6.22
Matt O'Bryant, Millsaps (III)	2000-03	38	236	6.21
Nick Duffy, Northern Ill. (I-A)	2000-03	39	236	6.05
James King, Central Mich. (I-A)	2001-04	45	268	5.96
Akil Grant, Northern Ill. (I-A)	2000-03	42	246	5.86

*Record.

SEASON SOLO TACKLES PER GAME

Player, Team (Division)	Year	G	Solo	Avg.
Robert Gunn, Earlham (III)	†2000	10	106	10.6
Rick Sherrod, West Virginia (I-A)	†2001	10	102	10.2
Robert Aguilar, Greenville (III)	2000	10	101	10.1
Boomer Grigsby, Illinois St. (I-AA)	†2002	11	108	9.82
Edgerton Hartwell, Western Ill. (I-AA)	†2000	11	107	9.73
Hunter Hillenmeyer, Vanderbilt (I-A)	†2002	12	116	9.67
E.J. Henderson, Maryland (I-A)	2002	14	*135	9.64
E.J. Henderson, Maryland (I-A)	2001	11	104	9.45
Josh Cain, Chattanooga (I-AA)	2002	12	113	9.42
Brenden Givan, Stillman (III)	2000	9	84	9.33

*Record. †National champion.

CAREER SOLO TACKLES

Player, Team (Division)	Years	G	Solo
Rod Davis, Southern Miss. (I-A)	2000-03	47	360
Boomer Grigsby, Illinois St. (I-AA)	2001-04	44	325
Tim McGarigle, Northwestern (I-A)	2002-05	48	319
Lee Russell, Western Ill. (I-AA)	2000-03	48	317
Matt Pusateri, Miami (Ohio) (I-A)	2001-04	51	313
E.J. Henderson, Maryland (I-A)	2000-02	35	308
Dexter Reid, North Carolina (I-A)	2000-03	47	304
Grant Wiley, West Virginia (I-A)	2000-03	47	298
Nick Ricks, Eastern Ill. (I-AA)	2000-03	47	298
Matt Nelson, Wofford (I-AA)	2000-03	47	296
Casey McConnell, Kenyon (III)	2001-03, 05	40	294
Abdul Hodge, Iowa (I-A)	2002-05	50	289
Ryan Fowler, Duke (I-A)	2000-03	46	286
Ron Swearingin, Capital (III)	2000-03	40	282
Derrick Johnson, Texas (I-A)	2001-04	49	281
Deric Sieck, Winona St. (II)	2000-03	49	275
Josh Cain, Chattanooga (I-AA)	2000-02	34	273
Jordan Beck, Cal Poly (I-AA)	2001-04	43	270
James King, Central Mich. (I-A)	2001-04	45	268
Justin Beriault, Ball St. (I-A)	2001-04	46	267
Terrell Jones, Miami (Ohio) (I-A)	2000-03	47	258
Chad Greenway, Iowa (I-A)	2002-05	50	252
Akil Grant, Northern Ill. (I-A)	2000-03	42	246
Bruce Renner, Indianapolis (II)	2002-05	42	242
Kirk Morrison, San Diego St. (I-A)	2000-04	47	241
Daniel Leger, Colorado Mines (II)	2001-04	46	236
Matt O'Bryant, Millsaps (III)	2000-03	38	236
Jerry Schumacher, Illinois (I-A)	2000-02	35	236

SEASON SOLO TACKLES

Player, Team (Division)	Year	G	Solo
E.J. Henderson, Maryland (I-A)	2002	14	135
Lawrence Flugence, Texas Tech (I-A)	2002	14	124
Rod Davis, Southern Miss. (I-A)	2002	13	121
Hunter Hillenmeyer, Vanderbilt (I-A)	†2002	12	116
Andre Maddox, North Carolina St. (I-A)	2003	13	113
Josh Cain, Chattanooga (I-AA)	2002	12	113
Rod Davis, Southern Miss. (I-A)	†2003	12	111
Leroy Hill, Clemson (I-A)	2003	13	110

Player, Team (Division)	Year	G	Solo
Josh Buhl, Kansas St. (I-A)	2003	15	109
Boomer Grigsby, Illinois St. (I-AA)	2003	12	109
Boomer Grigsby, Illinois St. (I-AA)	†2002	11	108
Dexter Reid, North Carolina (I-A)	2002	12	107
Tom Ward, Toledo (I-A)	2002	14	107
Edgerton Hartwell, Western Ill. (I-AA)	†2000	11	107
Robert Gunn, Earlham (III)	†2000	10	106

†National champion.

SINGLE-GAME SOLO TACKLES

Solo	Div	Player, Team (Opponent)	Date
21	I-AA	Dan Adams, Holy Cross (Colgate)	Oct. 22, 2005
21	III	Tim Rotenberry, North Park (Millikin)	Oct. 16, 2004
20	I-A	Tyrell Johnson, Arkansas St. (North Texas)	Nov. 26, 2005
20	III	Anthony Venturino, Utica (Springfield)	Oct. 2, 2004
19	II	Eric Portley, Fayetteville St. (N.C. Central)	Oct. 8, 2005
19	I-A	Doug Szymul, Northwestern (Navy)	Sept. 21, 2002
18	II	Kevin Jones, St. Augustine's (Johnson C. Smith)	Oct. 8, 2005
18	II	DeLaurence Walker, Fayetteville St. (Winston-Salem)	Oct. 1, 2005
18	I-AA	Jordan Beck, Cal Poly (Eastern Wash.)	Nov. 6, 2004
18	II	Todd Lowe, Merrimack (C.W. Post)	Oct. 30, 2004
18	III	Tim Rotenberry, North Park (Augustana [Ill.])	Oct. 2, 2004
18	I-AA	Nick Ricks, Eastern Ill. (Eastern Ky.)	Oct. 12, 2002
18	I-A	Nick Duffy, Northern Ill. (Ball St.)	Nov. 17, 2001
18	I-A	Brian Leigeb, Central Mich. (Northern Ill.)	Nov. 17, 2000
17	I-A	Nelson Coleman, Tulsa (Rice)	Oct. 15, 2005
17	III	Ron Ringgold, McDaniel (Dickinson)	Oct. 15, 2005
17	I-A	A.J. Nicholson, Florida St. (Boston College)	Sept. 17, 2005
17	III	Ward Brady, Elmhurst (Ill. Wesleyan)	Oct. 2, 2004
17	I-A	Matt McCoy, San Diego St. (Michigan)	Sept. 18, 2004
17	I-A	Tom Ward, Toledo (UNLV)	Sept. 21, 2002
17	III	Casey McConnell, Kenyon (Centre)	Sept. 7, 2002

Tackles for Loss

CAREER TACKLES FOR LOSS PER GAME

(Min. 25 Tackles for Loss; Player must have concluded his career)

Player, Team (Division)	Years	G	Solo	Ast	Total	Avg.
Steven Wilson, King's (Pa.) (III)	2000-02	32	105	3	*106	3.33
Brenden Givan, Stillman (III)	2000-02	28	74	3	75	2.70
Charlie Cook, C.W. Post (II)	2000-01	19	49	0	49	2.58
Steve Baggs, Bethune-Cookman (I-AA)	2002-03	25	53	18	62	2.48
Vince King, Wartburg (III)	2000-03	37	83	0	83	2.24
Brandon Tisdale, Wilmington (Ohio) (III)	2001-04	40	88	3	89	2.24
Kevin Culbert, Frostburg St. (III)	2002-05	42	84	7	87	2.08
Jason Ocean, Livingstone (II)	2000-03	37	68	12	74	2.00
Anthony Jones, Wofford (I-AA)	2000-02	32	60	0	60	1.88
Julius Peppers, North Carolina (I-A)	2000-01	23	43	0	43	1.87
Terrell Suggs, Arizona St. (I-A)	2000-02	36	61	9	65	1.82
E.J. Henderson, Maryland (I-A)	2000-02	35	59	4	61	1.74
Mike Lewis, Adrian (III)	2002-05	35	58	5	60	1.73
Matt O'Bryant, Millsaps (III)	2000-03	38	64	0	64	1.68
Willie Thompson, Illinois Col. (III)	2001-04	40	67	0	67	1.68
Sherrod Coates, Western Ky. (I-AA)	2000-02	40	67	0	67	1.68
Antwan Peek, Cincinnati (I-A)	2000-02	34	56	0	56	1.65
Dan Klecko, Temple (I-A)	2000-02	30	49	0	49	1.63
Ron Swearingin, Capital (III)	2000-03	40	64	0	64	1.60
Jason Babin, Western Mich. (I-A)	2000-03	47	73	4	75	1.60
Paul Hubbard, Northern Colo. (II)	2002-03	25	40	0	40	1.60
Michael Holbok, Buffalo St. (III)	2001-04	32	49	4	51	1.59
Mike O'Brien, Western Ill. (I-AA)	2000-03	35	54	0	54	1.54
Calvin Pace, Wake Forest (I-A)	2000-02	34	52	0	52	1.53
Tully Banta-Cain, California (I-A)	2000-02	34	49	5	51	1.51
Chris Gocong, Cal Poly (I-AA)	2001, 03-05	41	60	3	61	1.50
Aaron McConnell, Pittsburg St. (II)	2000-03	48	69	6	72	1.50

*Record.

SEASON TACKLES FOR LOSS PER GAME

Player, Team (Division)	Year	G	Solo	Ast	Total	Avg.
Steven Wilson, King's (Pa.) (III)	†2001	10	37	3	38	3.85
Russ Watson, Worcester St. (III)	†2000	9	32	0	32	3.56
Robert Aguilar, Greenville (III)	2000	10	35	0	35	3.50
Quincy Malloy, Methodist (III)	2001	10	34	0	34	3.40
Patrick Ryan, Benedictine (III.) (III)	†2002	10	33	0	33	3.30
Steven Wilson, King's (Pa.) (III)	2002	12	38	2	*39	3.25
Brenden Givan, Stillman (III)	2001	9	29	0	29	3.22
Brenden Givan, Stillman (III)	2000	9	25	7	28	3.17
Jason Trusnik, Ohio Northern (III)	†2004	10	27	8	31	3.10
Jason Ripke, Simpson (III)	†2004	10	26	10	31	3.10

Player, Team (Division)	Year	G	Solo	Ast	Total	Avg.
Adam Frantz, Lebanon Valley (III)	2001	10	31	0	31.0	3.10
Jeff Heinz, Ill. Wesleyan (III)	2000	10	31	0	31.0	3.10

*Record. †National champion.

CAREER TACKLES FOR LOSS

Player, Team (Division)	Years	G	Solo	Ast	Total
Steven Wilson, King's (Pa.) (III)	2000-02	32	105	3	106.5
Brandon Tisdale, Wilmington (Ohio) (III)	2001-04	40	88	3	89.5
Kevin Culbert, Frostburg St. (III)	2002-05	42	84	7	87.5
Vince King, Wartburg (III)	2000-03	37	83	0	83.0
Brenden Givan, Stillman (III)	2000-02	28	74	3	75.5
Jason Babin, Western Mich. (I-A)	2000-03	47	73	4	75.0
Jason Ocean, Livingstone (II)	2000-03	37	68	12	74.0
Aaron McConnell, Pittsburg St. (II)	2000-03	48	69	6	72.0
Willie Thompson, Illinois Col. (III)	2001-04	40	67	0	67.0
Sherrad Coates, Western Ky. (I-AA)	2000-02	40	67	0	67.0
Jonathan Goddard, Marshall (I-A)	2001-04	48	60	11	65.5
Terrell Suggs, Arizona St. (I-A)	2000-02	36	61	9	65.5
Derrick Johnson, Texas (I-A)	2001-04	49	65	0	65.0
Ron Swearingin, Capital (III)	2000-03	40	64	0	64.0
Matt O'Bryant, Millsaps (III)	2000-03	38	64	0	64.0
Valdamer Brower, Massachusetts (I-AA)	2000-03	46	63	0	63.0
Adam McGurk, Adams St. (II)	2002-05	44	49	27	62.5
Steve Baggs, Bethune-Cookman (I-AA)	2002-03	25	53	18	62.0
Chris Gocong, Cal Poly (I-AA)	2001, 03-05	41	60	3	61.5
Lee Basinger, Wofford (I-AA)	2001-04	46	61	0	61.0
E.J. Henderson, Maryland (I-A)	2000-02	35	59	4	61.0
Mike Lewis, Adrian (III)	2002-05	35	58	5	60.5
Rod Davis, Southern Miss. (I-A)	2000-03	47	60	1	60.5
Anthony Jones, Wofford (I-AA)	2000-02	32	60	0	60.0
Shaun Phillips, Purdue (I-A)	2000-03	47	53	13	59.5
David Pollack, Georgia (I-A)	2001-04	50	58	0	58.0
Lee Russell, Western Ill. (I-AA)	2000-03	48	58	0	58.0
Jeremy Hood, St. John's (Minn.) (III)	2000-03	47	57	1	57.5
Antwan Peek, Cincinnati (I-A)	2000-02	34	56	0	56.0

SEASON TACKLES FOR LOSS

Player, Team (Division)	Year	G	Solo	Ast	Total
Steven Wilson, King's (Pa.) (III)	†2002	12	38	2	39.0
Steven Wilson, King's (Pa.) (III)	†2001	10	37	3	38.5
Charlie Cook, C.W. Post (II)	†2001	12	36	2	37.0
Steve Baggs, Bethune-Cookman (I-AA)	†2003	12	28	16	36.0
Robert Aguilar, Greenville (III)	2000	10	35	0	35.0
Quincy Malloy, Methodist (III)	2001	10	34	0	34.0
Kevin Culbert, Frostburg St. (III)	†2005	11	30	6	33.0
Patrick Ryan, Benedictine (III.) (III)	†2002	10	33	0	33.0
Jason Babin, Western Mich. (I-A)	†2003	12	31	2	32.0
Russ Watson, Worcester St. (III)	†2000	9	32	0	32.0
Terrell Suggs, Arizona St. (I-A)	†2002	14	27	9	31.5
Jason Trusnik, Ohio Northern (III)	†2004	10	27	8	31.0
Jason Ripke, Simpson (III)	†2004	10	26	10	31.0
Sherrad Coates, Western Ky. (I-AA)	2002	15	31	0	31.0
Adam Frantz, Lebanon Valley (III)	2001	10	31	0	31.0
Jeff Heinz, Ill. Wesleyan (III)	2000	10	31	0	31.0

†National champion.

SINGLE-GAME TACKLES FOR LOSS

TFL	Div.	Player, Team (Opponent)	Date
9.0	II	Darryl Wilson, Concord (West Virginia St.)	Oct. 8, 2005
9.0	II	Ron Ellington, Catawba (Mars Hill)	Oct. 1, 2005
8.5	III	Kevin McNamara, St. John's (Minn.) (Monmouth [Ill.])	Nov. 19, 2005
8.0	I-AA	Sherrad Coates, Western Ky. (Indiana St.)	Oct. 26, 2002
8.0	III	Brenden Givan, Stillman (Pikeville)	Sept. 1, 2001
7.0	III	Ben Hare, North Central (Ill.) (Augsburg)	Sept. 18, 2004
7.0	I-AA	Greg Pitts, Texas St. (Texas Southern)	Sept. 21, 2002
7.0	I-A	Larry Foote, Michigan (Iowa)	Oct. 27, 2001
7.0	I-A	Richard Seigler, Oregon St. (Arizona St.)	Oct. 20, 2001
7.0	III	Jon Foss, Bethel (Minn.) (Gust. Adolphus)	Sept. 22, 2001
7.0	I-A	Chris Johnson, Kansas St. (Kansas)	Oct. 7, 2000
6.5	III	Vance Murphy, Oberlin (Hiram)	Nov. 12, 2005
6.5	II	David Heiner, St. Anselm (Stonehill)	Oct. 2, 2004
6.5	III	Brandon Clum, Muskingum (Wilmington [Ohio])	Sept. 18, 2004
6.5	I-A	Alex Lewis, Wisconsin (Purdue)	Oct. 18, 2003
6.5	III	Daniel McCall, Muhlenberg (Ursinus)	Oct. 18, 2003
6.5	III	Dylan Tarr, Rose-Hulman (Millsaps)	Oct. 18, 2003
6.5	I-A	Terrell Suggs, Arizona St. (Washington)	Oct. 26, 2002
6.5	III	Steven Wilson, King's (Pa.) (Delaware Valley)	Sept. 15, 2001

Pass Sacks

CAREER PASS SACKS PER GAME

(Min. 18 Pass Sacks; Player must have concluded his career)

Player, Team (Division)	Years	G	Solo	Ast	Total	Avg.
Dwight Freeneey, Syracuse (I-A)	2000-01	19	30	1	30.5	1.61
Steven Wilson, King's (Pa.) (III)	2000-02	32	49	0	*49.0	1.52
Brenden Givan, Stillman (III)	2000-02	28	41	0	41.0	1.46
Charlie Cook, C.W. Post (II)	2000-01	19	27	0	27.0	1.42
Terrell Suggs, Arizona St. (I-A)	2000-02	36	43	2	44.0	1.22
Walter Curry, Albany St. (Ga.) (II)	2001-04	24	24	10	29.0	1.21
Mike Lewis, Adrian (III)	2002-05	35	35	5	37.5	1.07
Julius Peppers, North Carolina (I-A)	2000-01	23	24	1	24.5	1.07
Brandon Tisdale, Wilmington (Ohio) (III)	2001-04	40	41	3	42.5	1.06
Brent Hawkins, Illinois St. (I-AA)	2004-05	19	19	2	20.0	1.05
Chris Gocong, Cal Poly (I-AA)	2001, 03-05	41	36	12	42.0	1.02
Casey Carlson, Pacific Lutheran (III)	2000-03	36	34	0	34.0	0.94
Anthony Jones, Wofford (I-AA)	2000-02	32	29	1	29.5	0.92
Kevin Culbert, Frostburg St. (III)	2002-05	42	35	7	38.5	0.92
Dan Klecko, Temple (I-A)	2000-02	30	26	0	26.0	0.87
Joe Peters, Concordia-St. Paul (II)	2001-03	34	29	0	29.0	0.85
Jason Babin, Western Mich. (I-A)	2000-03	47	37	2	38.0	0.81
Anthony Gargiulo, Dartmouth (I-AA)	2002-05	31	25	0	25.0	0.81
Michael Holbok, Buffalo St. (III)	2001-04	32	24	3	25.5	0.80
Calvin Pace, Wake Forest (I-A)	2000-02	34	27	0	27.0	0.79
Antwan Peek, Cincinnati (I-A)	2000-02	34	26	2	27.0	0.79
Tully Banta-Cain, California (I-A)	2000-02	34	25	3	26.5	0.78
Paul Hubbard, Northern Colo. (II)	2002-03	25	19	1	19.5	0.78
Bo Schobel, TCU (I-A)	2000-03	37	27	4	29.0	0.78
Vince King, Wartburg (III)	2000-03	37	28	1	28.5	0.77
Kenechi Udezue, Southern California (I-A)	2001-03	37	27	2	28.0	0.76

*Record.

SEASON PASS SACKS PER GAME

Player, Team (Division)	Year	G	Solo	Ast	Total	Avg.
Russ Watson, Worcester St. (III)	†2000	9	24	0	*24.0	2.67
Steven Wilson, King's (Pa.) (III)	†2001	10	18	3	19.5	1.95
Josh Stinehour, Union (N.Y.) (III)	2001	10	18	2	19.0	1.90
Michael Gardner, Benedictine (Ill.) (III)	2000	10	19	0	19.0	1.90
Andrew Hollingsworth, Towson (I-AA)	†2000	9	16	2	17.0	1.89
Brenden Givan, Stillman (III)	2000	9	16	2	17.0	1.89
Mark Seagraves, Lycoming (III)	2000	9	17	0	17.0	1.89
Robert Mathis, Alabama A&M (I-AA)	†2002	11	19	2	20.0	1.82
Chris Gocong, Cal Poly (I-AA)	†2005	13	19	9	23.5	1.81
Jason Trusnik, Ohio Northern (III)	†2004	10	17	2	18.0	1.80
Edith Forestal, Defiance (III)	2000	10	18	0	18.0	1.80
Lance Ramer, Rochester (III)	2000	10	17	2	18.0	1.80

*Record. †National champion.

CAREER PASS SACKS

Player, Team (Division)	Years	G	Solo	Ast	Total
Steven Wilson, King's (Pa.) (III)	2000-02	32	49	0	49.0
Terrell Suggs, Arizona St. (I-A)	2000-02	36	43	2	44.0
Brandon Tisdale, Wilmington (Ohio) (III)	2001-04	40	41	3	42.5
Chris Gocong, Cal Poly (I-AA)	2001, 03-05	41	36	12	42.0
Brenden Givan, Stillman (III)	2000-02	28	41	0	41.0
Kevin Culbert, Frostburg St. (III)	2002-05	42	35	7	38.5
Jason Babin, Western Mich. (I-A)	2000-03	47	37	2	38.0
Jeremy Hood, St. John's (Minn.) (III)	2000-03	47	38	0	38.0
Mike Lewis, Adrian (III)	2002-05	35	35	5	37.5
David Pollack, Georgia (I-A)	2001-04	50	35	2	36.0
Casey Carlson, Pacific Lutheran (III)	2000-03	36	34	0	34.0
Shaun Phillips, Purdue (I-A)	2000-03	47	31	5	33.5
Matt Mitchell, UNI (I-AA)	2000-03	46	33	0	33.0
Adam McGurk, Adams St. (II)	2002-05	44	28	9	32.5
Elvis Dumervil, Louisville (I-A)	2002-05	44	31	2	32.0
Tim Bush, Montana (I-AA)	2000-03	48	28	7	31.5
Dave Ball, UCLA (I-A)	2000-03	49	30	1	30.5
K.T. Stovall, Appalachian St. (I-AA)	2000-03	50	28	5	30.5
Dwight Freeneey, Syracuse (I-A)	2000-01	19	30	1	30.5
Matt Roth, Iowa (I-A)	2001-04	50	30	0	30.0
Anthony Jones, Wofford (I-AA)	2000-02	32	29	1	29.5
Russ Rabe, Minn.-Duluth (II)	2001-04	40	29	0	29.0
Walter Curry, Albany St. (Ga.) (II)	2001-04	24	24	10	29.0
Joe Peters, Concordia-St. Paul (II)	2001-03	34	29	0	29.0
George Cordova, Nevada (I-A)	2000-03	42	28	2	29.0
Bo Schobel, TCU (I-A)	2000-03	37	27	4	29.0
Sherrad Coates, Western Ky. (I-AA)	2000-02	40	29	0	29.0
Mitchell Hanlon, Gannon (II)	2001-04	38	26	5	28.5
Kenechi Udezue, Southern California (I-A)	2001-03	37	27	2	28.0

SEASON PASS SACKS

Player, Team (Division)	Year	G	Solo	Ast	Total
Terrrell Suggs, Arizona St. (I-A)	†2002	14	23	2	24.0
Russ Watson, Worcester St. (III)	†2000	9	24	0	24.0
Chris Cocong, Cal Poly (I-AA)	†2005	13	19	9	23.5
Charlie Cook, C.W. Post (II)	†2001	12	20	1	20.5
Robert Mathis, Alabama A&M (I-AA)	†2002	11	19	2	20.0
Elvis Dumervil, Louisville (I-A)	†2005	12	19	2	20.0
Damien Gilyard, C.W. Post (II)	†2004	11	18	3	19.5
Steven Wilson, King's (Pa.) (III)	†2001	10	18	3	19.5
Josh Stinehour, Union (N.Y.) (III)	2001	10	18	2	19.0
Andy Petek, Montana (I-AA)	2000	11	19	0	19.0
Michael Gardner, Benedictine (III.) (III)	2000	10	19	0	19.0
Andrew Schable, South Dakota (II)	†2005	11	18	1	18.5
Jason Trusnik, Ohio Northern (III)	†2004	10	17	2	18.0
Walter Curry, Albany St. (Ga.) (II)	†2003	12	13	10	18.0
Edith Forestal, Defiance (III)	2000	10	18	0	18.0
Lance Ramer, Rochester (III)	2000	10	17	2	18.0

†National champion.

SINGLE-GAME PASS SACKS

PS	Div.	Player, Team (Opponent)	Date
7.5	III	Kevin McNamara, St. John's (Minn.) (Monmouth (III.))	Nov. 19, 2005
7.0	II	Ron Ellington, Catawba (Mars Hill)	Oct. 1, 2005
6.0	I-A	Elvis Dumervil, Louisville (Kentucky)	Sept. 4, 2005
6.0	I-AA	Damien Huren, Southeastern La. (Northern Colo.)	Oct. 9, 2004
5.5	II	Brandon Beard, Lincoln (Mo.) (Paul Quinn)	Nov. 6, 2004
5.0	III	Randy Tosh, Rowan (Montclair St.)	Nov. 12, 2005
5.0	I-AA	Brent Hawkins, Illinois St. (UNI)	Oct. 22, 2005
5.0	II	Bryan Biggs, Catawba (Tusculum)	Oct. 22, 2005
5.0	II	Damien Gilyard, C.W. Post (Pace)	Sept. 4, 2004
5.0	II	Matt Sola, Kutztown (Millersville)	Oct. 25, 2003
5.0	I-A	Alex Lewis, Wisconsin (Purdue)	Oct. 18, 2003
5.0	III	Daniel McCall, Muhlenberg (Ursinus)	Oct. 18, 2003
5.0	I-AA	Maurice Troutman, Ark.-Pine Bluff (Mississippi Val.)	Sept. 6, 2003
5.0	III	Aaron Brennan, Fitchburg St. (Maine Maritime)	Oct. 19, 2002
5.0	III	J.J. Zearley, Wartburg (Loras)	Oct. 5, 2002
5.0	I-A	James Harrison, Kent St. (Miami [Ohio])	Nov. 24, 2001
5.0	II	Luke Larson, Quincy (Westminster [Mo.])	Oct. 6, 2001
5.0	I-A	Wendell Bryant, Wisconsin (Penn St.)	Sept. 22, 2001
5.0	III	Steven Wilson, King's (Pa.) (Delaware Valley)	Sept. 15, 2001

Passes Defended

CAREER PASS DEFENDED PER GAME

(Min. 30 Passes Defended; Player must have concluded his career)

Player, Team (Division)	Years	G	PBU	Int	Total	Avg.
Kip Daniels, Aurora (III)	2000-01	19	37	13	50	2.63
Jarrold Pence, Moravian (III)	2001-02	21	46	8	54	2.57
Chris Spiegel, Benedictine (III.) (III)	2001-02	20	36	15	51	2.55
Evan Zupancic, Tufts (III)	2000-02	24	44	15	60	2.50
Eric Moe, Wis.-Stout (III)	2001-02	19	30	13	43	2.26
Kory Schramm, Hartwick (III)	2000-02	30	45	20	65	2.17
Eugene Wilson, Illinois (I-A)	2000-02	33	60	11	71	2.15
Ricardo Colclough, Tusculum (II)	2002-03	20	22	15	37	1.85
Joey Flora, Indiana (Pa.) (II)	2000-01	17	20	10	30	1.76
Rayshun Reed, Troy (I-A)	2000-03	31	43	10	53	1.71
Nathan Vasher, Texas (I-A)	2000-03	46	61	17	*78	1.70
Kennard Davis, Thiel (III)	2001-04	40	42	24	66	1.65
Kyle Westphal, Simpson (III)	2001-04	39	45	19	64	1.64
Phil Crumb, Fayetteville St. (II)	2000-01	20	27	5	32	1.60
Michael Jolivet, Arizona (I-A)	2000-03	36	44	12	56	1.56
Benny Sapp, UNI (I-AA)	2002-03	24	30	7	37	1.54
Charles Allgood, Adams St. (II)	2003-04	21	26	6	32	1.52
Bobby Sippio, Western Ky. (I-AA)	2000-01	22	18	15	33	1.50
Rob Keefe, Mercyhurst (II)	2000-03	40	48	8	56	1.40
Christian Morton, Illinois (I-A)	2000-03	33	41	5	46	1.39
Brian King, West Virginia (I-A)	2000-03	46	54	10	64	1.39
Greg Brooks, Southern Miss. (I-A)	2000-03	43	47	9	56	1.30
Eric Mickelson, St. Cloud St. (II)	2000-03	42	45	6	51	1.21
Blue Adams, Cincinnati (I-A)	2000-02	35	30	12	42	1.20

*Record.

SEASON PASSES DEFENDED PER GAME

Player, Team (Division)	Year	G	PBU	Int	Total	Avg.
Jarrold Pence, Moravian (III)	†2001	10	31	5	*36	3.60
Anthony Cooks, Fairmont St. (II)	†2001	9	28	4	32	3.56
Kip Daniels, Aurora (III)	2001	9	23	9	32	3.56
Johnny Kelly, Williams (III)	2001	8	23	4	27	3.38
Kennard Davis, Thiel (III)	2001	10	23	9	32	3.20

Player, Team (Division)	Year	G	PBU	Int	Total	Avg.
Chris Spiegel, Benedictine (III.) (III)	2001	10	25	7	32	3.20
James Patrick, Stillman (III)	†2002	10	20	11	31	3.10
B.J. Harvey, Illinois Col. (III)	2001	10	25	6	31	3.10
Evan Zupancic, Tufts (III)	†2000	8	18	6	24	3.00

*Record. †National champion.

CAREER PASSES DEFENDED

Player, Team (Division)	Years	G	PBU	Int	Total
Nathan Vasher, Texas (I-A)	2000-03	46	61	17	78
Eugene Wilson, Illinois (I-A)	2000-02	33	60	11	71
Kennard Davis, Thiel (III)	2001-04	40	42	24	66
Kory Schramm, Hartwick (III)	2000-02	30	45	20	65
Kyle Westphal, Simpson (III)	2001-04	39	45	19	64
Brian King, West Virginia (I-A)	2000-03	46	54	10	64
Evan Zupancic, Tufts (III)	2000-02	24	44	16	60
†Fletcher Terrell, Washburn (II)	2003-05	35	41	17	58
B.J. Harvey, Illinois Col. (III)	2000-03	39	45	13	58
Michael Jolivet, Arizona (I-A)	2000-03	36	44	12	56
Rob Keefe, Mercyhurst (II)	2000-03	40	48	8	56
Blake Farris, North Ala. (II)	2002-05	52	39	16	55
Jarrold Pence, Moravian (III)	2001-02	21	46	8	54
Greg Brooks, Southern Miss. (I-A)	2000-03	43	47	6	53
Rayshun Reed, Troy (I-A)	2000-03	31	43	10	53
Scott Starks, Wisconsin (I-A)	2001-04	51	46	6	52
Randee Drew, Northern Ill. (I-A)	2000-03	44	38	14	52
Billy Parker, William & Mary (I-AA)	2000-03	44	40	11	51
Eric Mickelson, St. Cloud St. (II)	2000-03	42	45	6	51
Chris Spiegel, Benedictine (III.) (III)	2001-02	20	36	15	51
Jim Leonhard, Wisconsin (I-A)	2001-04	51	29	21	50
Kip Daniels, Aurora (III)	2000-01	19	37	13	50
†Kyle Hausler, Capital (III)	2002, 04-05	33	25	23	48
Jesse Hendrix, Eastern Wash. (I-AA)	2002-05	47	41	5	46
Kelvin Millhouse, Hawaii (I-A)	2001-03	40	23	13	46
Christian Morton, Illinois (I-A)	2000-03	33	41	5	46
Vince Thompson, Northern Ill. (I-A)	2000-03	30	28	15	43
Eric Moe, Wis.-Stout (III)	2001-02	19	30	13	43
Darren Miller, Gannon (II)	2001-04	41	29	13	42
Scott Starks, Wisconsin (I-A)	2001-03	39	36	6	42
Blue Adams, Cincinnati (I-A)	2000-02	35	30	12	42

†Active player.

SEASON PASSES DEFENDED

Player, Team (Division)	Year	G	PBU	Int	Total
Jarrold Pence, Moravian (III)	†2001	10	31	5	36
Nathan Vasher, Texas (I-A)	†2003	13	26	6	32
Corey Webster, LSU (I-A)	2003	14	25	7	32
Jason Goss, TCU (I-A)	†2002	12	24	8	32
Anthony Cooks, Fairmont St. (II)	†2001	9	28	4	32
Kip Daniels, Aurora (III)	2001	9	23	9	32
Kennard Davis, Thiel (III)	2001	10	23	9	32
Chris Spiegel, Benedictine (III.) (III)	2001	10	25	7	32
Lynaris Elpheage, Tulane (I-A)	2002	13	23	8	31
James Patrick, Stillman (III)	†2002	10	20	11	31
B.J. Harvey, Illinois Col. (III)	2001	10	25	6	31
Nathan Patterson, Central Wash. (II)	2001	11	19	11	30

†National champion.

SINGLE-GAME PASSES DEFENDED

PD	Div.	Player, Team (Opponent)	Date
10	III	James Patrick, Stillman (Edward Waters)	Nov. 2, 2002
8	I-A	Joselio Hanson, Texas Tech (Oklahoma St.)	Nov. 9, 2002
7	III	D.J. Moore, Duquesne (Central [Iowa])	Oct. 29, 2005
7	I-A	Fabian Washington, Nebraska (Kansas)	Oct. 2, 2004
7	II	Taiwan Russell, Tiffin (Alma)	Sept. 25, 2004
7	II	Rob Keefe, Mercyhurst (Indianapolis)	Oct. 25, 2003
7	I-A	Jason Goss, TCU (Tulane)	Nov. 9, 2002
7	I-A	Korey Banks, Mississippi St. (Memphis)	Oct. 19, 2002
7	III	Kyle Westphal, Simpson (Washington-St. Louis)	Sept. 7, 2002
7	III	Derrick Brantley, Wesleyan (Conn.) (Colby)	Oct. 6, 2001
7	I-A	Nashville Dyer, Kent St. (Bucknell)	Sept. 8, 2001
7	I-A	Demerist Whitfield, Northern Ill. (Illinois St.)	Sept. 9, 2000

Forced Fumbles

CAREER FORCED FUMBLES PER GAME

(Min. 20 Games Played; Player must have concluded his career)

Player, Team (Division)	Years	G	FF	Avg.
Robert Mathis, Alabama A&M (I-AA)	2001-02	22	13	0.59
Antwan Peek, Cincinnati (I-A)	2000-02	34	*14	0.41
Tom Canada, California (I-A)	2001-02	20	8	0.40

Player, Team (Division)	Years	G	FF	Avg.
Terrell Suggs, Arizona St. (I-A)	2000-02	36	*14	0.39
Kenechi Udeze, Southern California (I-A)	2001-03	37	*14	0.38
Sherrad Coates, Western Ky. (I-AA)	2000-02	40	13	0.33
Adam McGurk, Adams St. (II)	2002-05	44	*14	0.32
James Ward, St. Anselm (II)	2000-03	38	11	0.29
Jared Ziemke, Minn. St. Mankato (II)	\$1999-03	45	13	0.29
Neal Wood, Indiana (Pa.) (II)	2002-03	21	6	0.29
Nate Jackson, Hawaii (I-A)	2000-01	23	6	0.26
Heath Farwell, San Diego St. (I-A)	2001-03	36	9	0.25
D.J. Starling, Tusculum (II)	2000-03	34	8	0.24
Kris Griffin, Indiana (Pa.) (II)	2002, 2004	22	5	0.23
Derrick Johnson, Texas (I-A)	2001-04	49	11	0.22
Guss Scott, Florida (I-A)	2000-03	49	11	0.22
Ryan Claridge, UNLV (I-A)	2000-01, 03-04	46	10	0.22
Antoine Bullock, Duquesne (I-AA)	2002-05	43	9	0.21
Johnathan Goddard, Marshall (I-A)	2001-04	48	10	0.21
Lee Russell, Western Ill. (I-AA)	2000-03	48	10	0.21
Josh Smith, Navy (I-A)	2002-04	34	7	0.21
Brendan Curry, Maine (I-AA)	2000-02	34	7	0.21
K.T. Stovall, Appalachian St. (I-AA)	2000-03	50	10	0.20
Osi Umenyiora, Troy (I-A)	2000-02	35	7	0.20
Wes Erbe, Lafayette (I-AA)	2001-04	30	6	0.20
Garrett Padgett, Tiffin (II)	2000-03	41	8	0.20

*Record. †See Page 10 for explanation.

SEASON FORCED FUMBLES PER GAME

Player, Team (Division)	Year	G	FF	Avg.
Robert Mathis, Alabama A&M (I-AA)	†2002	11	*10	0.91
Tony Pate, Concordia (Ill.) (III)	†2000	9	8	0.89
Peter Sherman, Colby (III)	†2004	7	6	0.86
Elvis Dumervil, Louisville (I-A)	†2005	12	*10	0.83
Jared Ziemke, Minn. St. Mankato (II)	†2003	11	8	0.73
Bryan Eakin, Neb.-Kearney (II)	†2001	10	7	0.70
Dwayne Slay, Texas Tech (I-A)	2005	12	8	0.67
Casey Carlson, Pacific Lutheran (III)	†2003	9	6	0.67
Tom Canada, California (I-A)	†2002	9	6	0.67
Courtney Johnson, Fairmont St. (II)	2001	9	6	0.67
Dwight Freaney, Syracuse (I-A)	†2001	12	8	0.67
Erik Tinsley, Concordia (Ill.) (III)	2000	9	6	0.67
Brent Hawkins, Illinois St. (I-AA)	†2005	11	7	0.64
Al Sullivan, Midwestern St. (II)	†2002	11	7	0.64
Roderick Hutchins, McMurry (III)	2003	8	5	0.63
Greg Boucher, Western Conn. St. (III)	†2001	8	5	0.63
Quintin Mikell, Boise St. (I-A)	2002	13	8	0.62

*Record. †National champion.

CAREER FORCED FUMBLES

Player, Team (Division)	Years	G	FF
Adam McGurk, Adams St. (II)	2002-05	44	14
Kenechi Udeze, Southern California (I-A)	2001-03	37	14
Terrell Suggs, Arizona St. (I-A)	2000-02	36	14
Antwan Peek, Cincinnati (I-A)	2000-02	34	14
Jared Ziemke, Minn. St. Mankato (II)	\$1999-03	45	13
Robert Mathis, Alabama A&M (I-AA)	2001-02	22	13
Sherrad Coates, Western Ky. (I-AA)	2000-02	40	13
Elvis Dumervil, Louisville (I-A)	2002-05	44	11
Derrick Johnson, Texas (I-A)	2001-04	49	11
James Ward, St. Anselm (II)	2000-03	38	11
Guss Scott, Florida (I-A)	2000-03	49	11
Ryan Claridge, UNLV (I-A)	2000-01, 03-04	46	10
Johnathan Goddard, Marshall (I-A)	2001-04	48	10
K.T. Stovall, Appalachian St. (I-AA)	2000-03	50	10
Lee Russell, Western Ill. (I-AA)	2000-03	48	10
Antoine Bullock, Duquesne (I-AA)	2002-05	43	9
Heath Farwell, San Diego St. (I-A)	2001-03	36	9
Shaun Phillips, Purdue (I-A)	2000-03	47	9

*Record. †See Page 10 for explanation.

SEASON FORCED FUMBLES

Player, Team (Division)	Year	G	FF
Elvis Dumervil, Louisville (I-A)	†2005	12	10
Robert Mathis, Alabama A&M (I-AA)	†2002	11	10
Dwayne Slay, Texas Tech (I-A)	2005	12	8
Jared Ziemke, Minn. St. Mankato (II)	†2003	11	8
Quintin Mikell, Boise St. (I-A)	2002	13	8
Dwight Freaney, Syracuse (I-A)	†2001	12	8
Tony Pate, Concordia (Ill.) (III)	†2000	9	8
Brent Hawkins, Illinois St. (I-AA)	†2005	11	7
Randy Tosh, Rowan (III)	2005	13	7
Jacob Ford, Central Ark. (II)	2005	14	7

Player, Team (Division)	Year	G	FF
Marques Murrell, Appalachian St. (I-AA)	2005	15	7
Derrick Johnson, Texas (I-A)	†2004	12	7
Grant Wiley, West Virginia (I-A)	2003	13	7
Al Sullivan, Midwestern St. (II)	†2002	11	7
Nick Ricks, Eastern Ill. (I-AA)	2002	12	7
Claude Harriott, Pittsburgh (I-A)	2002	13	7
Michael Haynes, Penn St. (I-A)	2002	13	7
Phillip Perry, San Jose St. (I-A)	2002	13	7
Antwan Peek, Cincinnati (I-A)	2002	14	7
Bryan Eakin, Neb.-Kearney (II)	†2001	10	7

†National champion.

SINGLE-GAME FORCED FUMBLES

FF	Div.	Player, Team (Opponent)	Date
4	III	Nick Rice, Thomas More (Franklin)	Oct. 11, 2002
4	II	Rob White, Western Wash. (Fort Lewis)	Sept. 14, 2002
3	II	Jimmy Lewis, West Chester (East Stroudsburg)	Oct. 22, 2005
3	I-AA	Brent Hawkins, Illinois St. (Murray St.)	Sept. 24, 2005
3	III	Jake Dearing, Texas Lutheran (McMurry)	Sept. 24, 2005
3	II	Jim Couretas, Northern Mich. (Findlay)	Sept. 10, 2005
3	I-AA	Sam Harper, Coastal Caro. (Jacksonville)	Nov. 13, 2004
3	III	Matt Chiles, Bluffton (Anderson [Ind.])	Oct. 16, 2004
3	II	Antonio Knox, Tuskegee (Albany St. [Ga.])	Oct. 2, 2004
3	III	Brooks Klosterman, Mt. St. Joseph (Rose-Hulman)	Sept. 11, 2004
3	I-A	Derrick Johnson, Texas (North Texas)	Sept. 4, 2004
3	II	Colin Tozer, Millersville (West Chester)	Nov. 8, 2003
3	II	Javon Allen, Western Ore. (Central Wash.)	Nov. 1, 2003
3	I-A	Grant Wiley, West Virginia (Cincinnati)	Sept. 13, 2003
3	III	Joe Sollitt, Concordia (Ill.) (Benedictine [Ill.])	Nov. 2, 2002
3	I-A	Quintin Mikell, Boise St. (Hawaii)	Oct. 5, 2002
3	I-A	Mason Unck, Arizona St. (Stanford)	Sept. 28, 2002
3	I-A	Antwan Peek, Cincinnati (La.-Monroe)	Dec. 1, 2001
3	I-AA	Sterling Rogers, Texas St. (Portland St.)	Oct. 6, 2001
3	III	Greg Boucher, Western Conn. St. (Mount Ida)	Sept. 8, 2001
3	II	Roger Williams, Indiana (Pa.) (Millersville)	Nov. 11, 2000
3	I-A	DeLawrence Grant, Oregon St. (San Diego St.)	Sept. 23, 2000

Punt Returns

CAREER AVERAGE

(Minimum 1.2 Returns Per Game; Minimum 30 Returns)

Player, Team (Division[s])	Years	No.	Yards	Avg.
Billy Johnson, Widener (II; III)	1971-72; 73	40	989	24.7
Jack Mitchell, Oklahoma (I-A)	1946-48	39	922	23.6
Keith Winston, Knoxville (III)	1986-87	30	686	22.9
Kevin Doherty, Mass. Maritime (III)	1976-78, 80	45	939	20.9
James Rooths, Shepherd (II)	1997-00	59	1,223	*20.7
Chuck Downey, Stony Brook (III)	1984-87	59	1,198	20.3
Chuck Goehl, Monmouth (Ill.) (II)	1970-72	48	911	19.0
Eddie Macon, Pacific (I-A)	1949-51	48	907	18.9
Jackie Robinson, UCLA (I-A)	1939-40	37	694	18.8
Willie Canady, Fort Valley St. (III)	1979-82	41	772	18.8

*Record for minimum 50 returns.

SEASON AVERAGE

(Minimum 1.2 Returns Per Game and Qualifiers for Championship)

Player, Team (Division)	Year	No.	Yards	Avg.
Billy Johnson, Widener (II)	†1972	15	511	34.1
Chuck Downey, Stony Brook (III)	†1986	17	530	31.2
Kevin Doherty, Mass. Maritime (III)	†1976	11	332	30.2
Dennis Robinson, Wesleyan (Conn.) (III)	†1978	9	263	29.2
Robert Middlebrook, Knoxville (III)	†1984	9	260	28.9
Joe Troise, Kean (III)	†1974	12	342	28.5
Maurice Drew, UCLA (I-A)	†2005	15	427	28.5
William Williams, Livingstone (II)	†1976	16	453	28.3
Terry Egerdahl, Minn. Duluth (II)	†1975	13	360	27.7
Melvin Dillard, Ferrum (III)	†1990	25	688	27.5
Elliot Turner, Greenville (III)	†2000	14	385	27.5
Chris McKinney, Guilford (III)	†2001	20	533	26.7
Eric Green, Benedictine (Ill.) (III)	†1993	13	346	26.6
Curtis DeLoatch, N.C. A&T (I-AA)	†2001	20	530	26.5
Bill Blackstock, Tennessee (I-A)	1951	12	311	25.9
Ted Ginn Jr., Ohio St. (I-A)	†2004	15	384	25.6
Rodney Woodruff, Arkansas Tech (II)	†2000	12	305	25.4
George Sims, Baylor (I-A)	1948	15	375	25.0
Ennis Thomas, Bishop (II)	†1971	18	450	25.0

†National champion.

Kickoff Returns

CAREER AVERAGE

(Minimum 1.2 Returns Per Game; Minimum 30 Returns)

Player, Team (Division)	Years	No.	Yards	Avg.
Anthony Davis, Southern California (I-A)	1972-74	37	1,299	35.1
Eric Booth, Southern Miss. (I-A)	1994	35	1,135	32.4
Overton Curtis, Utah St. (I-A)	1957-58	32	991	31.0
Fred Montgomery, New Mexico St. (I-A)	1991-92	39	1,191	30.5
Lamont Brighful, Eastern Wash. (I-AA)	1998-01	65	1,949	30.0
Karl Evans, Mo. Southern St. (II)	1991-92	32	959	30.0
Kevin Cannon, Millersville (II)	1992-95	67	1,999	29.8
Troy Brown, Marshall (I-AA)	1991-92	32	950	29.7
Cedric Bowen, Ark.-Pine Bluff (I-AA)	2001-04	38	1,124	29.6
Dave Ludy, Winona St. (II)	1991-94	89	2,630	29.6
Charles Swann, Indiana St. (I-AA)	1989-91	45	1,319	29.3
Joe Kribe, Mesa St. (II)	2002-05	79	2,312	29.3
Altie Taylor, Utah St. (I-A)	1966-68	40	1,170	29.3
Daryl Brown, Tufts (III)	1974-76	38	1,111	29.2
Joshua Carter, Muhlenberg (III)	1998-01	75	2,189	29.2
Stan Brown, Purdue (I-A)	1968-70	49	1,412	28.8
Henry White, Colgate (I-A)	1974-77	41	1,180	28.8
Kevin Johnson, Syracuse (I-A)	1995-98	50	1,437	28.7
Doug Parrish, San Fran. St. (II)	1990	35	1,002	28.6
Jeremiah Pope, C.W. Post (II)	2000-03	58	1,656	28.6
Craig Richardson, Eastern Wash. (I-AA)	1983-86	71	2,021	28.5

SEASON AVERAGE

(Minimum 1.2 Returns Per Game and Qualifiers for Championship)

Player, Team (Division)	Year	No.	Yards	Avg.
Brandon Steinheim, Wesley (III)	†1994	10	422	42.2
Andrew Jackson, Merrimack (II)	†2005	17	707	41.6
Paul Allen, Brigham Young (I-A)	1961	12	481	40.1
D.J. Flick, Slippery Rock (II)	†2000	14	558	39.9
Jason Martin, Coe (III)	†1992	11	438	39.8
Tremain Mack, Miami (Fla.) (I-A)	†1996	13	514	39.5
LaVon Reis, Western St. (II)	†1993	14	552	39.4
Danny Lee, Jacksonville St. (II)	†1992	12	473	39.4
Leeland McElroy, Texas A&M (I-A)	†1993	15	590	39.3
Tony Hill, Salisbury (III)	†1998	14	549	39.2
Fran DeFalco, Assumption (II)	1993	12	461	38.4
Forrest Hall, San Francisco (I-A)	1946	15	573	@38.2
Marcus Washington, Bridgewater (Va.) (III)	†2004	11	420	38.2
David Fraterrigo, Canisius (I-AA)	†1993	13	485	37.3
Brian Bratton, Furman (I-AA)	†2001	14	521	37.2
Brian Sump, Colorado Mines (II)	†2001	21	780	37.1
Derek Stanley, Wis.-Whitewater (III)	†2003	12	443	36.9
Nate Kirman, Pomona-Pitzer (III)	†1990	14	515	36.8
Kendall James, Carson-Newman (II)	1993	15	549	36.8
Kerry Hayes, Western Caro. (I-AA)	1993	16	584	36.5
Tom Myers, Coe (III)	†1983	11	401	36.5

†National champion. @ Record for minimum 1.5 returns per game.



North Dakota Sports Information

Jeff Glas successfully converted 30 field goals, the second-highest single-season total in NCAA history, for North Dakota last year. His big senior year lifted Glas into second place on the all-divisions career field goals made list with 82.

Field Goals

(One-inch tees were permitted in 1949, two-inch tees were permitted in 1965, and use of tees was eliminated before the 1989 season. The goal posts were widened from 18 feet, 6 inches to 23 feet, 4 inches in 1959 and were narrowed back to 18 feet, 6 inches before the 1991 season. The hash marks were moved six feet, eight inches closer to the center of the field to 60 feet from each sideline in 1993.)

CAREER FIELD GOALS

Player, Team (Division)	Years	FGM	FGA	Pct.
Billy Bennett, Georgia (S) (I-A)	2000-03	87	110	.791
Jeff Glas, North Dakota (S) (II)	2002-05	82	*122	.672
Jeff Jaeger, Washington (S) (I-A)	1983-86	80	99	.808
Nick Novak, Maryland (S) (I-A)	2001-04	80	107	.748
John Lee, UCLA (S) (I-A)	1982-85	79	92	*.859
Philip Doyle, Alabama (S) (I-A)	1987-90	78	105	.743
Luis Zendejas, Arizona St. (S) (I-A)	1981-84	78	105	.743
Max Zendejas, Arizona (S) (I-A)	1982-85	77	104	.740
Kevin Butler, Georgia (S) (I-A)	1981-84	77	98	.786
Steve Azar, Northern Ill. (S) (I-A)	2000-03	73	92	.793
Carlos Huerta, Miami (Fla.) (S) (I-A)	1988-91	73	91	.802
Derek Schmidt, Florida St. (S) (I-A)	1984-87	73	104	.702
Marty Zendejas, Nevada (S) (I-AA)	1984-87	72	90	.800
Kirk Roach, Western Caro. (S) (I-AA)	1984-87	71	102	.696
Fuad Reveiz, Tennessee (S) (I-A)	1981-84	71	95	.747
Stephen Gostkowski, Memphis (S) (I-A)	2002-05	70	92	.761
Chris Snyder, Montana (S) (I-AA)	2000-03	70	105	.667
Roman Anderson, Houston (S) (I-A)	1988-91	70	101	.693
Barry Belli, Fresno St. (S) (I-A)	1984-87	70	99	.707
Tony Zendejas, Nevada (S) (I-AA)	1981-83	70	86	.814
Collin Mackie, South Carolina (S) (I-A)	1987-90	69	95	.726
Shayne Graham, Virginia Tech (S) (I-A)	1996-99	68	93	.731
Gary Gussman, Miami (Ohio) (S) (I-A)	1984-87	68	94	.723
Larry Roach, Oklahoma St. (S) (I-A)	1981-84	68	101	.673
Jeff Chandler, Florida (S) (I-A)	1998-01	67	80	.838
Scott Shields, Weber St. (S) (I-AA)	1995-98	67	90	.744

*Record. (S) Soccer-style kicker.

SEASON FIELD GOALS

Player, Team (Division)	Year	FGM	FGA	Pct.
Billy Bennett, Georgia (S) (I-A)	2003	31	*38	.816
Jeff Glas, North Dakota (S) (II)	2005	30	36	.833
John Lee, UCLA (S) (I-A)	1984	29	33	.879
Nick Browne, TCU (S) (I-A)	2003	28	33	.848
Luis Zendejas, Arizona St. (S) (I-A)	1983	28	37	.757
Paul Woodside, West Virginia (S) (I-A)	1982	28	31	.903
Drew Dunning, Washington St. (S) (I-A)	2003	27	31	.871
Sebastian Janikowski, Florida St. (S) (I-A)	1998	27	32	.844
Fuad Reveiz, Tennessee (S) (I-A)	1982	27	31	.871
Billy Bennett, Georgia (S) (I-A)	2002	26	33	.788
Jonathan Ruffin, Cincinnati (S) (I-A)	2000	26	29	.897
Brian Mitchell, UNI (S) (I-AA)	1990	26	27	*.963
Tony Zendejas, Nevada (S) (I-AA)	1982	26	33	.788
Jonathan Nichols, Mississippi (S) (I-A)	2003	25	29	.862
Ben Jones, Purdue (S) (I-A)	2003	25	30	.833
Chris Snyder, Montana (S) (I-AA)	2003	25	30	.833
David Hendrix, Grand Valley St. (S) (II)	2003	25	32	.781
Mike Nugent, Ohio St. (S) (I-A)	2002	25	28	.893
MacKenzie Hoambrecker, UNI (S) (I-AA)	2002	25	28	.893
Wayne Boyer, Missouri St. (S) (I-AA)	1996	25	30	.833
Chris Jacke, UTEP (S) (I-A)	1988	25	27	.926
John Dietrich, Ball St. (S) (I-A)	1985	25	29	.862
Chuck Nelson, Washington (S) (I-A)	1982	25	26	.962

*Record. (S) Soccer-style kicker.

LONGEST FIELD GOALS

Yds.	Div.	Player, Team (Opponent)	Year
67	II	Tom Odle, Fort Hays St. (Washburn)	1988
67	IA	Joe Williams, Wichita St. (Southern Ill.)	1978
67	IA	Russell Erxleben, Texas (Rice)	1977
67	IA	Steve Little, Arkansas (Texas)	1977
65*	IA	Martin Gramatica, Kansas St. (Northern Ill.)	1998
65	IA	Tony Franklin, Texas A&M (Baylor)	1976
64	IA	Russell Erxleben, Texas (Oklahoma)	1977
64	IA	Tony Franklin, Texas A&M (Baylor)	1996
63	I-AA	Bill Gramatica, South Fla. (Austin Peay)	2000
63	I-AA	Tim Foley, Ga. Southern (James Madison)	1987
63	I-AA	Scott Roper, Arkansas St. (North Texas)	1987
63	IA	Morten Andersen, Michigan St. (Ohio St.)	1981
63	IA	Clark Kemble, Colorado St. (Arizona)	1975
63	II	Joe Duren, Arkansas St. (McNeese St.)	1974
62	I-AA	Billy Cundiff, Drake (San Diego)	2000

Yds.	Div.	Player, Team (Opponent)	Year
62	IA	Terance Kitchens, Texas A&M (Southern Miss.)	1999
62	II	Doc Proctor, Ferris St. (Michigan Tech)	1999
62	IA	Jason Hanson, Washington St. (UNLV)	1991
62	IA	John Dietrich, Ball St. (Ohio)	1986
62	IAA	Paul Hickert, Murray St. (Eastern Ky.)	1986
62#	IA	Chip Lohmiller, Minnesota (Iowa)	1986
62	IA	Tom Whelihan, Missouri (Colorado)	1986
62	IA	Dan Christopoulos, Wyoming (Colorado St.)	1977
62	IA	Iseed Khoury, North Texas (Richmond)	1977
62	III	Dom Antonini, Rowan (Salisbury)	1976
62	IA	Dave Lawson, Air Force (Iowa St.)	1975
62	II	Mike Flater, Colorado Mines (Western St.)	1973

*Longest collegiate field goal without use of a tee and also longest collegiate field goal with narrower goal posts (18 feet, 6 inches). #Longest field goal made indoors.

Special Reference: Ove Johansson, Abilene Christian (not an NCAA-member college at the time), kicked a 69-yard field goal against East Texas St. (now Tex. A&M-Commerce), Oct. 16, 1976, the longest collegiate field goal.

Punting

CAREER PUNTING AVERAGE

(Minimum 150 Punts)

Player, Team (Division)	Years	No.	Yards	Avg.
Todd Sauerbrun, West Virginia (I-A)	1991-94	167	7,733	46.3
Reggie Roby, Iowa (I-A)	1979-82	172	7,849	45.6
Greg Montgomery, Michigan St. (I-A)	1985-87	170	7,721	45.4
Ryan Plackemeier, Wake Forest (I-A)	2002-05	220	9,957	45.3
Tom Tupa, Ohio St. (I-A)	1984-87	196	8,854	45.2
Barry Helton, Colorado (I-A)	1984-87	153	6,873	44.9
Jeff Williams, Adams St. (II)	2002-05	240	10,780	44.9
Mark Gould, Northern Ariz. (IAA)	2000-03	211	9,443	44.8
Aron Langley, Wyoming (I-A)	1996-98	171	7,649	44.7
Shane Lechler, Texas A&M (I-A)	1996-99	268	11,977	44.7
Ray Guy, Southern Miss. (I-A)	1970-72	200	8,934	44.7
Dave Zastudil, Ohio (I-A)	1998-01	207	9,225	44.6
Bucky Scribner, Kansas (I-A)	1980-82	217	9,670	44.6
Terry Daniel, Auburn (I-A)	1992-94	169	7,522	44.5
Greg Horne, Arkansas (I-A)	1983-86	180	8,002	44.5
Ray Criswell, Florida (I-A)	1982-85	161	7,153	44.4
Pumpy Tudors, Chattanooga (IAA)	1988-91	181	8,041	44.4
Mark Simon, Air Force (I-A)	1984-86	164	7,283	44.4
Brian Schmitz, North Carolina (I-A)	1996-99	208	9,233	44.4
Bill Smith, Mississippi (I-A)	1983-86	254	11,260	44.3
Jason Van Dyke, Adams St. (II)	1995-98	242	10,720	44.3
Tim Baer, Colorado Mines (II)	1986-89	235	10,406	44.3
Russell Erxleben, Texas (I-A)	1975-78	214	9,467	44.2

Player, Team (Division)	Years	No.	Yards	Avg.
Brad Maynard, Ball St. (I-A)	1993-96	242	10,702	44.2
Mark Simon, Air Force (I-A)	1984-86	156	6,898	44.2
Johnny Evans, North Carolina St. (I-A)	1974-77	185	8,143	44.0
Brian Moorman, Pittsburg St. (II)	1995-98	157	6,903	44.0
Chuck Ramsey, Wake Forest (I-A)	1971-73	205	9,010	44.0

SEASON PUNTING AVERAGE

(Qualifiers for Championship)

Player, Team (Division)	Year	No.	Yards	Avg.
Chad Kessler, LSU (I-A)	↑1997	39	1,961	50.3
Reggie Roby, Iowa (I-A)	↑1981	44	2,193	49.8
Kirk Wilson, UCLA (I-A)	↑1956	30	1,479	49.3
Steve Ecker, Shippensburg (II)	↑1965	32	1,570	49.1
Todd Sauerbrun, West Virginia (I-A)	↑1994	72	3,486	48.4
Travis Dorsch, Purdue (I-A)	↑2001	49	2,370	48.4
Mark Gould, Northern Ariz. (IAA)	↑2002	62	2,987	48.2
Zack Jordan, Colorado (I-A)	↑1950	38	1,830	48.2
Ricky Anderson, Vanderbilt (I-A)	↑1984	58	2,793	48.2
Reggie Roby, Iowa (I-A)	↑1982	52	2,501	48.1
Marv Bateman, Utah (I-A)	↑1971	68	3,269	48.1
Andrew Bayes, East Caro. (I-A)	↑1999	47	2,259	48.1
Mike Scifres, Western Ill. (IAA)	2002	53	2,545	48.0
Don Cockroft, Adams St. (II)	↑1966	36	1,728	48.0
Owen Price, UTEP (I-A)	↑1940	30	1,440	48.0
Matt Prater, UCF (I-A)	↑2003	58	2,781	48.0
Jeff Williams, Adams St. (II)	↑2004	71	3,405	48.0
Brandon Fields, Michigan St. (I-A)	↑2004	50	2,394	47.9
Jack Jacobs, Oklahoma (I-A)	1940	31	1,483	47.8
Paul Ernster, Northern Ariz. (IAA)	↑2004	55	2,631	47.8
Brian Schmitz, North Carolina (I-A)	1999	74	3,538	47.8

↑National champion.

LONGEST PUNTS

Yds.	Div.	Player, Team (Opponent)	Year
99	IA	Pat Brady, Nevada (Loyola Marymount)	1950
97	II	Earl Hurst, Emporia St. (Central Mo. St.)	1964
96	II	Alex Campbell, Morris Brown (Clark Atlanta)	1994
96	II	Gary Frens, Hope (Olivet)	1966
96	II	Jim Jarrett, North Dakota (South Dakota)	1957
96	IA	George O'Brien, Wisconsin (Iowa)	1952
94	IA	John Hadl, Kansas (Oklahoma)	1959
94	IA	Carl Knox, TCU (Oklahoma St.)	1947
94	IA	Preston Johnson, SMU (Pittsburgh)	1940
93	IAA	Tyler Grogan, Northeastern (Villanova)	2001
93	IA	Ray Guy, Southern Miss. (Mississippi)	1972
93	II	Elliot Mills, Carleton (Monmouth [Ill.])	1970
93	II	Kasper Fitins, Taylor (Georgetown [Ky.])	1966
93	II	Leeroy Sweeney, Pomona-Pitzer (UC Riverside)	1960
93	IA	Bob Handke, Drake (Wichita St.)	1949

All-Purpose Yards

CAREER YARDS

Player, Team (Division[s])	Years	Rush	Rcv.	Int.	PR	KO	Yds.
Brian Westbrook, Villanova (I-AA)	1997-98	4,298	2,528	0	343	2,289	9,512
Brian Shay, Emporia St. (II)	1995-98	6,958	1,032	0	104	1,207	9,301
R.J. Bowers, Grove City (III)	1997-00	*7,353	397	0	50	1,453	9,253
Paul Smith, Gettysburg (III)	1996-99	5,205	758	0	959	2,182	9,104
Kavin Gailliard, American Int'l (II)	1996-99	6,523	1,049	0	472	814	8,858
Jerry Azumah, New Hampshire (IAA)	1995-98	6,193	1,153	0	5	1,025	8,376
Clarence Coleman, Ferris St. (II)	1998-01	49	4,983	0	1,494	1,483	8,009
Damon Thompson, Virginia St. (II)	1997-00	303	4,387	0	1,153	2,143	7,986
Carey Bender, Coe (III)	1991-94	6,125	1,751	0	7	87	7,970
Steve Tardif, Maine Maritime (III)	1996-99	6,093	643	8	65	1,151	7,960
Josh Ranek, South Dakota St. (II)	\$1997-01	6,794	857	0	0	295	7,946
Johnny Bailey, Tex. A&M-Kingsville (II)	1986-89	6,320	452	0	20	1,011	7,803
Kenny Gamble, Colgate (IAA)	1984-87	5,220	536	0	104	1,763	7,623
Kevin Curtin, Winona St. (II)	2000-03	3,702	698	0	1,219	1,993	7,612
Blake Elliott, St. John's (Minn.) (III)	2000-03	688	4,200	0	1,209	1,508	7,605
DeAngelo Williams, Memphis (I-A)	2002-05	6,026	723	0	0	824	7,573
Howard Stevens, Randolph-Macon (II); Louisville (I-A)	1968-69; 71-72	5,297	738	0	781	748	7,564
Claude Mathis, Texas St. (IAA)	1994-97	4,691	744	0	635	1,353	7,423
Thomas Haskins, VMI (I-AA)	1993-96	5,355	179	0	216	1,661	7,411
Jamaica Rector, Northwest Mo. St. (II)	2001-04	232	4,497	0	1,494	1,138	7,361
Ian Smart, C.W. Post (II)	1999-02	6,647	293	0	33	383	7,356
Rick Sarille, Wagner (IAA)	\$1995-99	5,290	365	0	0	1,682	7,337
Roger Graham, New Haven (II)	1991-94	5,953	393	0	0	870	7,216
Ricky Williams, Texas (I-A)	1995-98	6,279	927	0	0	0	7,206
Napoleon McCallum, Navy (I-A)	\$1981-85	4,179	796	0	858	1,339	7,172

All-purpose yardage is the combined net yards gained by rushing, receiving, interception (and fumble) returns, punt returns, kickoff returns and runbacks of field goal attempts. All-purpose yardage does not include forward passing yardage.

Total offense is the total of net gain rushing and net gain forward passing. Receiving and runback yards are not included in total offense.

Player, Team (Division[s])	Years	Rush	Rcv.	Int.	PR	KO	Yds.
Javarus Dudley, Fordham (I-AA)	2000-03	58	4,197	0	192	2,668	7,115
Charles Roberts, Sacramento St. (I-AA)	1997-00	6,553	382	0	12	165	7,112
Dave Ludy, Winona St. (II)	1991-94	3,501	906	0	34	2,630	7,071
Albert Fann, Cal St. Northridge (II)	1987-90	4,090	803	0	0	2,141	7,032
Reggie Greene, Siena (I-AA)	1994-97	5,415	274	0	53	1,217	6,959

*Record. †See Page 10 for explanation.

CAREER YARDS PER GAME

(Minimum 3,500 Yards)

Player, Team (Division[s])	Years	G	Rush	Rcv.	Int.	PR	KO	Yds.	Yd. PG
Ryan Benjamin, Pacific (I-A)	1990-92	24	3,119	1,063	0	100	1,424	5,706	237.8
Chris George, Glenville St. (II)	1993-94	20	23	3,215	0	391	1,050	4,679	234.0
R.J. Bowers, Grove City (III)	1997-00	40	*7,353	397	0	50	1,453	9,253	231.3
Paul Smith, Gettysburg (III)	1996-99	40	5,205	758	0	959	2,182	9,104	227.6
Brian Westbrook, Villanova (I-AA)	1997-98, 00-01	44	4,298	2,582	0	343	2,289	*9,512	216.2
Brian Shay, Emporia St. (II)	1995-98	44	6,958	1,032	0	104	1,207	9,301	211.4
Kirk Matthieu, Maine Maritime (III)	\$1989-93	33	5,107	315	0	254	1,279	6,955	210.8
Damon Thompson, Virginia St. (II)	1997-00	38	303	4,387	0	1,153	2,143	7,986	210.2
Anthony Gray, Western N.M. (II)	1997-98	19	3,484	499	0	0	8	3,991	210.1
Kavin Gailliard, American Int'l (II)	1996-99	43	6,523	1,049	0	472	814	8,858	206.0
Sheldon Canley, San Jose St. (I-A)	1988-90	25	2,513	828	0	5	1,800	5,146	205.8
Carey Bender, Coe (III)	1991-94	39	6,125	1,751	0	7	87	7,970	204.4
Jerry Azumah, New Hampshire (I-AA)	1995-98	41	6,193	1,153	0	5	1,025	8,376	204.3
Steve Tardif, Maine Maritime (III)	1996-99	39	6,093	643	8	65	1,151	7,960	204.1
Johnny Bailey, Tex. A&M-Kingsville (II)	1986-89	39	6,320	452	0	20	1,011	7,803	200.1

Howard Stevens, Randolph-Macon (II);

Louisville (I-A)	1968-69; 71-72	38	5,297	738	0	781	748	7,564	199.1
Gary Trettel, St. Thomas (Minn.) (III)	1988-90	29	3,483	834	0	0	1,407	5,724	197.4
Arnold Mickens, Butler (I-AA)	1994-95	22	3,813	47	0	0	87	3,947	197.4
Tim Hall, Robert Morris (I-AA)	1994-95	19	2,908	793	0	0	0	3,701	194.8
Reggie Greene, Siena (I-AA)	1994-97	36	5,415	274	0	53	1,217	6,959	193.3

Billy Johnson, Widener (II; III)	1971-72; 73	28	3,737	27	0	43	989	5,404	193.0
O.J. Simpson, Southern California (I-A)	1967-68	19	3,124	235	0	0	307	3,666	192.9
Clarence Coleman, Ferris St. (II)	1998-01	42	49	4,983	0	1,494	1,483	8,009	190.7
Steve Roberts, Butler (II)	1986-89	35	4,623	1,201	0	272	578	6,674	190.7

*Record. †See Page 10 for explanation.

SEASON YARDS

Player, Team (Division)	Year	Rush	Rcv.	Int.	PR	KO	Yds.
Barry Sanders, Oklahoma St. (I-A)	†1988	2,628	106	0	95	421	3,250
Kavin Gailliard, American Int'l (II)	†1999	*2,653	289	0	0	122	3,064
Brian Westbrook, Villanova (I-AA)	†1998	1,046	1,144	0	192	644	3,026
Ryan Benjamin, Pacific (I-A)	†1991	1,581	612	0	4	798	2,995
Brian Westbrook, Villanova (I-AA)	†2000	1,220	724	0	0	1,048	2,992
Dante Brown, Marietta (III)	†1996	2,385	174	0	46	368	2,973
Reggie Bush, Southern California (I-A)	†2005	1,740	478	0	179	493	2,890
R.J. Bowers, Grove City (III)	†1998	2,283	51	0	4	538	2,876
Brian Westbrook, Villanova (I-AA)	†2001	1,603	658	0	122	440	2,823
Brian Shay, Emporia St. (II)	†1998	2,265	165	0	0	389	2,819
Troy Edwards, Louisiana Tech (I-A)	†1998	227	1,996	0	235	326	2,784
Blake Elliott, St. John's (Minn.) (III)	2003	586	1,319	0	223	621	2,749
Brian Shay, Emporia St. (II)	†1996	2,103	247	0	48	340	2,738
Darren Sproles, Kansas St. (I-A)	2003	1,986	287	0	190	272	2,735
Jerry Azumah, New Hampshire (I-AA)	1998	2,195	218	0	5	308	2,726
Brian Shay, Emporia St. (II)	†1997	1,912	277	0	56	478	2,723
Paul Smith, Gettysburg (III)	†1999	1,546	301	0	255	615	2,717
Mike Pringle, Cal St. Fullerton (I-A)	†1989	1,727	249	0	0	714	2,690
Ian Smart, C.W. Post (II)	2001	2,536	135	0	0	0	2,671
Steve Roberts, Butler (II)	†1989	1,450	532	0	272	415	2,669

*Record. †National champion.

SEASON YARDS PER GAME

Player, Team (Division)	Year	G	Rush	Rcv.	Int.	PR	KO	Yds.	Yd. PG
Dante Brown, Marietta (III)	†1996	10	2,385	174	0	46	368	2,973	297.3
Barry Sanders, Oklahoma St. (I-A)	†1988	11	2,628	106	0	0	95	*3,250	295.5
R.J. Bowers, Grove City (III)	†1998	10	2,283	51	0	4	538	2,876	287.6
Brian Westbrook, Villanova (I-AA)	†1998	11	1,046	1,144	0	192	644	3,026	275.1
Brian Westbrook, Villanova (I-AA)	†2000	11	1,220	724	0	0	1,048	2,992	272.0
Paul Smith, Gettysburg (III)	†1999	10	1,546	301	0	255	615	2,717	271.7
Steve Roberts, Butler (II)	†1989	10	1,450	532	0	272	415	2,669	266.9
Carey Bender, Coe (III)	†1994	10	2,243	319	0	7	87	2,656	265.6
Bobby Felix, Western N.M. (II)	†1994	8	439	853	0	150	667	2,109	263.6
Chris George, Glenville St. (II)	†1993	10	23	1,876	0	157	562	2,618	261.8
Brian Westbrook, Villanova (I-AA)	†2001	11	1,603	658	0	122	440	2,823	256.6
Brian Shay, Emporia St. (II)	†1998	11	2,265	165	0	0	389	2,819	256.3
Kavin Gailliard, American Int'l (II)	†1999	12	*2,653	289	0	0	122	3,064	255.3
Damon Thompson, Virginia St. (II)	1998	10	127	1,330	0	292	770	2,519	251.9
Billy Johnson, Widener (II)	1972	9	1,556	40	43	511	115	2,265	251.7
Ryan Benjamin, Pacific (I-A)	†1991	12	1,581	612	0	4	798	2,995	249.6
Brian Shay, Emporia St. (II)	†1996	11	2,103	247	0	48	340	2,738	248.9
Damon Thompson, Virginia St. (II)	1999	10	88	1,517	0	410	465	2,480	248.0
Jerry Azumah, New Hampshire (I-AA)	1998	11	2,195	218	0	5	308	2,726	247.8
Brian Shay, Emporia St. (II)	†1997	11	1,912	277	0	56	478	2,723	247.5

*Record. †National champion.

Scoring

CAREER POINTS

Player, Team (Division[s])	Years	TD	Extra Pts. Scored	FG	Pts.
Ian Smart, C.W. Post (II)	1999-02	*95	0	0	570
R.J. Bowers, Grove City (III)	1997-00	92	10	0	562
Brian Westbrook, Villanova (I-AA)	1997-98, 00-01	89	10	0	544
Brian Shay, Emporia St. (II)	1995-98	88	16	0	544
Carey Bender, Coe (III)	1991-94	86	12	0	528
Adrian Peterson, Ga. Southern (I-AA)	1998-01	87	2	0	524
Tony Sutton, Findlay (II); Wooster (III)	2001; 2002-04	81	0	0	486
Scott Pingel, Westminster (Mo.) (III)	1996-99	75	34	0	484
Trevor Shannon, Wartburg (III)	1995-98	79	10	0	484
Dallas Mall, Bentley (II)	2001-04	78	10	0	478
Kavin Gailliard, American Int'l (II)	1996-99	78	8	0	476
Joe Dudek, Plymouth St. (III)	1982-85	79	0	0	474
Germaine Race, Pittsburg St. (II)	2003-05	78	2	0	470
Travis Prentice, Miami (Ohio) (I-A)	1996-99	78	0	0	468
David Kircus, Grand Valley St. (II)	1999-02	77	2	0	464
Walter Payton, Jackson St. (II)	1971-74	66	53	5	464
Ricky Williams, Texas (I-A)	1995-98	75	2	0	452
Dan Pugh, Mount Union (III)	1999-02	73	2	0	440
Jarrett Anderson, Truman (II)	1993-96	73	2	0	440
Chuck Moore, Mount Union (III)	1998-01	73	0	0	438
Shawn Graves, Wofford (QB) (II)	1989-92	72	3	0	438
Rashaan Dumas, Southern Conn. St. (II)	1996-99	72	0	0	432
Josh Ranek, South Dakota St. (II)	\$1997-01	69	12	0	426
Johnny Bailey, Tex. A&M-Kingsville (II)	1986-89	70	3	0	426
Roger Graham, New Haven (II)	1991-94	70	2	0	424
Roman Anderson, Houston (I-A)	1988-91	0	213	70	423
Mark Kacmarynski, Central Iowa (III)	\$1992-96	70	2	0	422
Jeff Glas, North Dakota (II)	2002-05	0	174	82	420
Matt Cannon, Southern Utah (I-AA)	1997-00	69	3	0	420
Jerry Azumah, New Hampshire (I-AA)	1995-98	69	4	0	418

*Record. \$See Page 10 for explanation. †Active player.

CAREER POINTS PER GAME

(Minimum 225 Points; Player must have concluded his career)

Player, Team (Division[s])	Years	G	TD	Extra Pts. Scored	FG	Pts.	Pt.PG
R.J. Bowers, Grove City (III)	1997-00	40	92	10	0	562	14.1
Cory Christensen, Simpson (III)	1996-97	19	44	0	0	264	13.9
Rob Marchitello, Maine Maritime (III)	1993-95	26	59	4	0	358	13.8
Carey Bender, Coe (III)	1991-94	39	86	12	0	528	13.5
Antoine Bagwell, California (Pa.) (II)	2004-05	20	45	0	0	270	13.5
Ole Gunderson, St. Olaf (II)	1969-71	27	60	2	0	362	13.4
Billy Johnson, Widener (II; III)	1971-72; 73	28	62	0	0	372	13.3
Leon Burns, Long Beach St. (II)	1969-70	22	47	2	0	284	12.9
Tony Sutton, Findlay (II); Wooster (III)	2001; 2002-04	38	81	0	0	486	12.8
Ian Smart, C.W. Post (II)	1999-02	45	*95	0	0	*570	12.6
Adrian Peterson, Ga. Southern (I-AA)	1998-01	42	87	2	0	524	12.5
Trevor Shannon, Wartburg (III)	1995-98	39	79	10	0	484	12.4
Brian Westbrook, Villanova (I-AA)	1997-98, 00-01	44	89	10	0	544	12.4
Brian Shay, Emporia St. (II)	1995-98	44	88	16	0	544	12.4
Scott Pingel, Westminster (Mo.) (III)	1996-99	39	75	34	0	484	12.4
Marshall Faulk, San Diego St. (I-A)	1991-93	31	62	4	0	376	12.1
Jim Regan, Pomona-Pitzer (III)	1995-98	30	37	93	15	360	12.0
Tyrone Morgan, Northern St. (II)	1998-00	30	59	0	0	354	11.8
Ed Marinaro, Cornell (I-A)	1969-71	27	52	6	0	318	11.8
Aaron Stecker, Western Ill. (I-AA)	1997-98	20	39	0	0	234	11.7
Rashaan Dumas, Southern Conn. St. (II)	1996-99	37	72	0	0	432	11.7
Chad Hoiska, Wis.-Eau Claire (III)	1995-97	30	58	2	0	350	11.7
Joe Dudek, Plymouth St. (III)	1982-85	41	79	0	0	474	11.6
Bill Burnett, Arkansas (I-A)	1968-70	26	49	0	0	294	11.3
Dale Mills, Truman (II)	1957-60	36	64	23	0	407	11.3
Steve Owens, Oklahoma (I-A)	1967-69	30	56	0	0	336	11.2
Kavin Gailliard, American Int'l (II)	1996-99	43	78	8	0	476	11.1
Walter Payton, Jackson St. (II)	1971-74	42	66	53	5	464	11.0
Steve Roberts, Butler (II)	1986-89	35	63	4	0	386	11.0
Jeff Bentrim, North Dakota St. (II)	1983-86	35	64	2	0	386	11.0
Gary Jones, Albany (N.Y.) (I-AA)	2002-03	23	42	0	0	252	11.0
Chuck Moore, Mount Union (III)	1998-01	40	73	0	0	438	11.0
Shawn Graves, Wofford (II)	1989-92	40	72	3	0	438	11.0

*Record.

SEASON POINTS

Player, Team (Division[s])	Year	TD	Extra Pts. Scored	FG	Pts.
Dan Pugh, Mount Union (III)	†2002	*41	2	0	248
Barry Sanders, Oklahoma St. (I-A)	†1988	39	0	0	234
David Kircus, Grand Valley St. (II)	†2002	35	2	0	212
Kavin Gailliard, American Int'l (II)	†1999	34	2	0	206
R.J. Bowers, Grove City (III)	†1998	34	2	0	206
Jamar Brittingham, Bloomsburg (II)	†2005	34	0	0	204
Germaine Race, Pittsburg St. (II)	2005	33	0	0	198
Tony Sutton, Wooster (III)	†2004	33	0	0	198
Ian Smart, C.W. Post (II)	2001	33	0	0	198
Brian Shay, Emporia St. (II)	†1997	32	6	0	198
Guy Leman, Simpson (III)	1998	33	0	0	198
Carey Bender, Coe (III)	†1994	32	2	0	194
Brock Forsey, Boise St. (I-A)	†2002	32	0	0	192
Tony Sutton, Wooster (III)	†2003	31	0	0	186
Troy Edwards, Louisiana Tech (I-A)	†1998	31	0	0	186
Travis Walch, Winona St. (II)	1997	30	2	0	182
Ian Smart, C.W. Post (II)	2002	30	0	0	180
David Russell, Linfield (II)	2002	30	0	0	180
Shane Ream, Allegheny (III)	†2000	30	0	0	180
Terry Metcalf, Long Beach St. (II)	1971	29	4	0	178
Brian Westbrook, Villanova (I-AA)	†2001	29	2	0	176
Andre Braxton, Virginia Union (II)	†2000	27	14	0	176
Brian Shay, Emporia St. (II)	†1998	29	2	0	176
Chad Hoiska, Wis.-Eau Claire (III)	1997	29	2	0	176
Jamaal Branch, Colgate (I-AA)	2003	29	0	0	174
Fredrick Jackson, Coe (III)	2002	29	0	0	174
Adrian Peterson, Ga. Southern (I-AA)	†1999	29	0	0	174
Jim Mormino, Allegheny (III)	1997	29	0	0	174
Doug Steiner, Grove City (III)	1997	29	0	0	174
Mike Rozier, Nebraska (I-A)	†1983	29	0	0	174
Lydell Mitchell, Penn St. (I-A)	1971	29	0	0	174

*Record. †National champion.

SEASON POINTS PER GAME

Player, Team (Division[s])	Year	G	TD	Extra Pts. Scored	FG	Pts.	Pt.PG
Barry Sanders, Oklahoma St. (I-A)	†1988	11	39	0	0	234	21.3
Carl Herakovich, Rose-Hulman (II)	†1958	8	25	18	0	168	21.0
James Regan, Pomona-Pitzer (III)	†1997	8	21	34	2	166	20.8
Tony Sutton, Wooster (III)	†2003	9	31	0	0	186	20.7
R.J. Bowers, Grove City (III)	†1998	10	34	2	0	206	20.6
Guy Leman, Simpson (III)	1998	10	33	0	0	198	19.8
Carey Bender, Coe (III)	†1994	10	32	2	0	194	19.4
Jim Switzer, Col. of Emporia (II)	†1963	9	28	0	0	168	18.7
Shane Ream, Allegheny (III)	†2000	10	30	0	0	180	18.0
Brian Shay, Emporia St. (II)	†1997	11	32	6	0	198	18.0
Billy Johnson, Widener (II)	†1972	9	27	0	0	162	18.0
Dan Pugh, Mount Union (III)	†2002	14	*41	2	0	*248	17.7
Chad Hoiska, Wis.-Eau Claire (III)	1997	10	29	2	0	176	17.6
Carl Garrett, N.M. Highlands (II)	†1966	9	26	2	0	158	17.6
Jim Mormino, Allegheny (III)	1997	10	29	0	0	174	17.4
Doug Steiner, Grove City (III)	1997	10	29	0	0	174	17.4
Bobby Reynolds, Nebraska (I-A)	†1950	9	22	25	0	157	17.4
Kavin Gailliard, American Int'l (II)	†1999	12	34	2	0	206	17.2
Rob Marchitello, Maine Maritime (III)	1994	9	25	4	0	154	17.1
Jamar Brittingham, Bloomsburg (II)	†2005	12	34	0	0	204	17.0

*Record. †National champion.

SINGLE-GAME POINTS

Pts.	Div.	Player, Team (Opponent)	Date
48	III	Carey Bender, Coe (Beloit)	Nov. 12, 1994
48	I-A	Howard Griffith, Illinois (Southern Ill.)	Sept. 22, 1990
48	II	Paul Zaeske, North Park (North Central Ill.)	Oct. 12, 1968
48	II	Junior Wolf, Okla. Panhandle (St. Mary [Kan.])	Nov. 8, 1958
44	I-A	Marshall Faulk, San Diego St. (Pacific)	Sept. 14, 1991
43	I-A	Jim Brown, Syracuse (Colgate)	Nov. 17, 1956
42	I-A	Rashaun Woods, Oklahoma St. (SMU)	Sept. 20, 2003
42	I-A	Arnold "Showboat" Boykin, Mississippi (Mississippi St.)	Dec. 1, 1951
42	I-A	Fred Wendt, UTEP (New Mexico St.)	Nov. 25, 1948

Team Collegiate Records

Explanation: These team collegiate records were compiled by taking the record holder from each division and comparing them. There are some categories in which a division did not have a team record. In those cases, the records from the other divisions are listed.

Single Game—Offense

Total Offense

MOST PLAYS

- 117—Tex. A&M-Kingsville vs. Angelo St., Oct. 30, 1982 (546 yards) (II)
Other Division records:
 112—Montana vs. Montana St., Nov. 1, 1952 (457 yards) (I-A)
 115—Buffalo vs. Connecticut, Oct. 4, 1997 (437 yards) (I-AA)
 112—Gust. Adolphus vs. Bethel (Minn.), Nov. 2, 1985 (493 yards) (III)

MOST YARDS GAINED

- 1,021—Houston vs. SMU, Oct. 21, 1989 (250 rushing, 771 passing, 86 plays) (I-A)
Other Division records:
 876—Weber St. vs. Idaho St., Nov. 23, 1991 (252 rushing, 624 passing) (I-AA)
 910—Hanover vs. Franklin, Oct. 30, 1948 (426 rushing, 484 passing, 75 plays) (II)
 823—Westminster (Mo.) vs. Principia, Oct. 17, 1998 (176 rushing, 647 passing) (III)

MOST YARDS GAINED, BOTH TEAMS

- 1,640—San Jose St. (849) & Nevada (791), Nov. 10, 2001 (168 plays) (I-A)
Other Division records:
 1,418—Howard (740) & Bethune-Cookman (678), Sept. 19, 1987 (161 plays) (I-AA)
 1,353—East Stroudsburg (712) & Southern Conn. St. (641), Nov. 12, 2005 (II)
 1,395—Occidental (753) & Claremont-M-S (642), Oct. 30, 1993 (136 plays) (III)

MOST TOUCHDOWNS SCORED BY RUSHING AND PASSING

- 16—Arkansas vs. Mississippi, Nov. 3, 2001 (9 rushing, 7 passing) (7 ot) (I-A)
Other Division records:
 14—Portland St. vs. Delaware St., Nov. 8, 1980 (4 rushing, 10 passing) (I-AA)
 15—North Park vs. North Central (III.), Oct. 12, 1968 (4 rushing, 11 passing) (II)
 14—Concordia-M'head vs. Macalester, Sept. 24, 1977 (12 rushing, 2 passing) (III)

Rushing

MOST RUSHES

- 99—Missouri vs. Colorado, Oct. 12, 1968 (421 yards) (I-A)
Other Division records:
 90—VMI vs. East Tenn. St., Nov. 17, 1990 (311 yards) (I-AA)
 97—Hobart vs. Union (N.Y.), Oct. 23, 1971 (444 yards) (II)
 92—Wis.-River Falls vs. Wis.-Platteville, Oct. 21, 1989 (464 yards) (III)

MOST YARDS GAINED

- 768—Oklahoma vs. Kansas St., Oct. 15, 1988 (72 rushes) (I-A)
Other Division records:
 681—Missouri St. vs. Mo. Southern St., Sept. 10, 1988 (83 rushes) (I-AA)
 719—Coe vs. Beloit, Oct. 16, 1971 (73 rushes) (II)
 670—Olivet vs. Ohio Wesleyan, Sept. 18, 2004 (84 rushes) (III)

MOST TOUCHDOWNS SCORED BY RUSHING

- 12—UTEP vs. New Mexico St., Nov. 25, 1948 (I-A)
 12—Coe vs. Beloit, Oct. 16, 1971 (II)
 12—Concordia-M'head vs. Macalester, Sept. 24, 1977 (III)
Other Division record:
 11—Ga. Southern vs. Johnson C. Smith, Sept. 11, 2004 (I-AA)

Passing

MOST PASSES ATTEMPTED

- 85—West Tex. A&M vs. Eastern N.M., Nov. 5, 1994 (completed 47) (II)
Other Division records:
 83—Purdue vs. Wisconsin, Oct. 10, 1998 (completed 55) (I-A)
 79—Idaho St. vs. Portland St., Nov. 6, 2004 (completed 43) (I-AA)
 82—Sul Ross St. vs. Howard Payne, Oct. 5, 2002 (completed 52) (III)

MOST PASSES ATTEMPTED, BOTH TEAMS

- 143—Bethel (Minn.) (78) & Gust. Adolphus (65), Nov. 2, 1985 (completed 65) (III)
Other Division records:
 135—TCU (79) & Houston (56), Nov. 3, 1990 (completed 81) (I-A)
 122—Idaho (62) & Idaho St. (60), Sept. 24, 1983 (completed 48) (I-AA)
 131—Presbyterian (70) & Tusculum (61), Nov. 3, 2001 (completed 82) (II)

MOST PASSES ATTEMPTED WITHOUT AN INTERCEPTION

- 77—Westminster (Mo.) vs. MacMurray, Nov. 14, 1998 (completed 50) (III)
Other Division records:
 72—Houston vs. TCU, Nov. 4, 1989 (completed 47) (I-A)
 72—Marshall vs. Western Caro., Nov. 14, 1987 (completed 35) (I-AA)
 73—Concord vs. Fairmont St., Oct. 27, 2001 (completed 35) (II)

MOST PASSES COMPLETED

- 59—Southeastern La. vs. Jacksonville, Nov. 6, 2004 (attempted 72) (I-AA)
Other Division records:
 55—Wake Forest vs. Duke, Oct. 28, 1995 (attempted 78); Purdue vs. Wisconsin, Oct. 10, 1998 (attempted 83) (I-A)
 56—Wayne St. (Neb.) vs. Drake, Nov. 9, 1996 (attempted 76) (II)
 52—Sul Ross St. vs. Howard Payne, Oct. 5, 2002 (attempted 82) (III)

MOST PASSES COMPLETED, BOTH TEAMS

- 87—Sul Ross St. (52) & Howard Payne (35), Oct. 5, 2002 (attempted 128) (III)
Other Division records:
 81—TCU (44) & Houston (37), Nov. 3, 1990 (attempted 135) (I-A)
 80—Hofstra (50) & Fordham (30), Oct. 19, 1991 (attempted 120) (I-AA)
 82—Presbyterian (50) & Tusculum (32), Nov. 3, 2001 (attempted 131) (II)

HIGHEST PERCENTAGE OF PASSES COMPLETED (Min. 20 Attempts)

- 96.0%—Tennessee vs. South Carolina, Oct. 31, 1998 (24 of 25) (I-A)
Other Division records:
 85.4%—Cal St. Northridge vs. Missouri St., Nov. 14, 1998 (35 of 41) (I-AA)
 90.9%—Northwestern St. vs. La.-Lafayette, Nov. 12, 1966 (20 of 22) (II)
 86.1%—Howard Payne vs. East Tex. Baptist, Sept. 28, 2002 (31 of 36) (III)

MOST YARDS GAINED

- 771—Houston vs. SMU, Oct. 21, 1989 (completed 40 of 61) (I-A)

Other Division records:

- 699—Mississippi Val. vs. Kentucky St., Sept. 1, 1984 (I-AA)
 678—Portland St. vs. Mont. St.-Billings, Nov. 20, 1976 (II)
 731—Menlo vs. Cal Lutheran, Oct. 7, 2000 (III)

MOST YARDS GAINED, BOTH TEAMS

- 1,253—TCU (690) & Houston (563), Nov. 3, 1990 (I-A)
Other Division records:
 1,190—La.-Monroe (619) & Stephen F. Austin (571), Nov. 11, 1989 (I-AA)
 1,065—Western N.M. (614) & West Tex. A&M (451), Oct. 8, 1994 (II)
 1,100—St. Thomas (Minn.) (602) & Bethel (Minn.) (498), Nov. 13, 1993 (III)

MOST TOUCHDOWN PASSES

- 11—Houston vs. Eastern Wash., Nov. 17, 1990 (I-A)
 11—Mississippi Val. vs. Kentucky St., Sept. 1, 1984 (I-AA)
 11—North Park vs. North Central (III.), Oct. 12, 1968 (II)
Other Division record:
 9—Westminster (Mo.) vs. Principia, Oct. 17, 1998; Ohio Northern vs. Capital, Nov. 14, 1998 (III)

MOST TOUCHDOWN PASSES, BOTH TEAMS

- 14—Houston (11) & Eastern Wash. (3), Nov. 17, 1990 (I-A)
 14—Mississippi Val. (8) & Texas Southern (6), Oct. 26, 1985 (I-AA)
 14—North Park (11) & North Central (III.) (3), Oct. 12, 1968 (II)
Other Division record:
 12—St. Thomas (Minn.) (6) & Bethel (Minn.) (6), Nov. 13, 1993 (III)

Scoring

MOST POINTS SCORED

- 106—Fort Valley St. vs. Knoxville, Oct. 11, 1969 (14 TDs, 2 PATs, 9 two-point conversions, 1 safety) (II)
Other Division records:
 103—Wyoming vs. Northern Colo. (0), Nov. 5, 1949 (I-A)
 105—Portland St. vs. Delaware St., Nov. 8, 1980 (15 TDs, 15 PATs) (I-AA)
 105—Rockford vs. Trinity Bible, Sept. 6, 2003 (III)

Historical Notes:

- 100—Houston vs. Tulsa (6), Nov. 23, 1968 (I-A) (Record for game involving two major-college opponents)
 222—Georgia Tech vs. Cumberland (0), Oct. 7, 1916 (I-A) (Before beginning of NCAA records in 1937)
 125—Southeastern Okla. vs. Northeastern St., 1916 (II) (Before beginning of NCAA records in 1937)

MOST POINTS SCORED, BOTH TEAMS

- 136—North Park (104) & North Central (III.) (32), Oct. 12, 1968 (II)
Other Division records:
 133—San Jose St. (70) & Rice (63), Oct. 2, 2004 (I-A)
 125—Sacramento St. (64) & Cal St. Northridge (61), Nov. 4, 2000 (I-AA)
 131—Earlham (69) & Manchester (62), Sept. 10, 2005 (III)

MOST POINTS SCORED BY A LOSING TEAM

- 66—Western N.M. vs. Fort Lewis (67), Nov. 2, 2002 (2 ot) (II)
Other Division records:
 63—Kentucky vs. Arkansas (71), Nov. 1, 2003 (7 ot); Rice vs. San Jose St. (70), Oct. 2, 2004 (I-A)
 61—Cal St. Northridge vs. Sacramento St. (64), Nov. 4, 2000 (I-AA)
 63—Cornell College vs. Coe (66), Oct. 25, 2003 (III)

MOST TOUCHDOWNS SCORED

- 15—Wyoming vs. Northern Colo., Nov. 5, 1949 (9 rushing, 6 passing) (I-A)
 15—Portland St. vs. Delaware St., Nov. 8, 1980 (I-AA)

15—Iowa Wesleyan vs. William Penn, Oct. 31, 1953; Alcorn St. vs. Paul Quinn, Sept. 9, 1967; North Park vs. North Central (Ill.), Oct. 12, 1968 (II)

15—Rockford vs. Trinity Bible, Sept. 6, 2003 (III)

Historical Note:

17—Connecticut vs. Newport Naval Training, Oct. 22, 1949 (Record for Division II or small-college in game not involving two Division II or small-college teams)

MOST EXTRA-POINT KICKS ATTEMPTED

15—Wyoming vs. Northern Colo., Nov. 5, 1949 (I-A)

15—Portland St. vs. Delaware St., Nov. 8, 1980 (I-AA)

15—North Park vs. North Central (Ill.), Oct. 12, 1968 (II)

Other Division records:

14—Concordia-M'head vs. Macalester, Sept. 24, 1977 (III)

MOST EXTRA-POINT KICKS MADE

15—Portland St. vs. Delaware St., Nov. 8, 1980 (I-AA)

Other Division records:

13—Wyoming vs. Northern Colo., Nov. 5, 1949;

Houston vs. Tulsa, Nov. 23, 1968; Fresno St. vs. New Mexico, Oct. 5, 1991 (I-A)

14—North Park vs. North Central (Ill.), Oct. 12, 1968 (II)

13—Concordia-M'head vs. Macalester, Sept. 24, 1977; Rockford vs. Trinity Bible, Sept. 6, 2003 (III)

MOST FIELD GOALS ATTEMPTED

9—Western Mich. vs. Marshall, Sept. 29, 1984 (made 7) (I-A)

Other Division records:

8—Northern Ariz. vs. Idaho, Oct. 25, 1986 (made 8) (I-AA)

7—Mississippi Col. vs. Troy, Oct. 3, 1981 (made 2) (II)

8—Rhodes vs. Millsaps, Sept. 22, 1984 (made 6) (III)

MOST FIELD GOALS MADE

8—Northern Ariz. vs. Idaho, Oct. 25, 1986 (attempted 8) (I-AA)

Other Division records:

7—Western Mich. vs. Marshall, Sept. 29, 1984 (attempted 9); Nebraska vs. Missouri, Oct. 19, 1985 (attempted 7) (I-A)

6—Central Mo. St. vs. Southeast Mo. St., Nov. 2, 1985 (attempted 6); Ashland vs. Wayne St. (Mich.), Oct. 5, 2002 (attempted 6) (II)

6—Rhodes vs. Millsaps, Sept. 22, 1984 (attempted 8) (III)

Miscellaneous Records

TOTAL FIRST DOWNS

46—Weber St. vs. Idaho St., Nov. 23, 1991 (12 rushing, 31 passing, 3 penalty) (I-AA)

Other Division records:

45—Texas Tech vs. Iowa St., Oct. 11, 2003 (16 rushing, 28 passing, 1 penalty) (I-A)

42—Delaware vs. Baldwin-Wallace, Oct. 6, 1973 (II)

40—Upper Iowa vs. Loras, Nov. 7, 1992 (19 rushing, 17 passing, 4 penalty); Mount Union vs. Marietta, Oct. 15, 2005 (25 rushing, 15 passing) (III)

MOST PENALTIES AGAINST

28—Northern Ariz. vs. La Verne, Oct. 11, 1958 (155 yards) (II)

Other Division records:

24—San Jose St. vs. Fresno St., Oct. 4, 1986 (199 yards) (I-A)

23—Idaho vs. Idaho St., Oct. 10, 1992 (204 yards) (I-AA)

25—Norwich vs. Coast Guard, Sept. 29, 1985 (192 yards) (III)

MOST POINTS OVERCOME TO WIN A GAME

35—Nevada vs. Weber St., Nov. 2, 1991 (trailed 49-14 with 12:16 remaining in third quarter; won 55-49) (I-AA)

Other Division records:

31—Maryland vs. Miami (Fla.), Nov. 10, 1984 (trailed 31-0 with 12:35 remaining in third quarter; won 42-40); Ohio St. vs. Minnesota, Oct. 28, 1989 (trailed 31-0 with 4:29 remaining in second quarter; won 41-37) (I-A)

28—Ferris St. vs. Saginaw Valley, Nov. 11, 1995 (trailed 28-0 with 11:17 remaining in second quarter; won 46-42) (II)

33—Wis.-Platteville vs. Wis.-Eau Claire, Nov. 8, 1980 (trailed 33-0 with 7:00 remaining in second quarter; won 52-43); Salisbury vs. Randolph-Macon, Sept. 15, 1984 (trailed 33-0 with 14:18 remaining in second quarter; won 34-33); Lakeland vs. Concordia (Wis.), Oct. 11, 1997 (trailed 33-0 with 7:53 remaining in third quarter; won 41-33) (III)

Single Game—Defense

Total Defense

FEWEST PLAYS ALLOWED

12—Centenary (La.) vs. Texas Tech, Nov. 11, 1939 (I-A)

Other Division records:

31—Howard vs. Dist. Columbia, Sept. 2, 1989 (I-AA)

29—North Park vs. Concordia (Ill.), Sept. 26, 1964 (II)

FEWEST YARDS ALLOWED

Minus 69—Fort Valley St. vs. Miles, Oct. 16, 1993 (II)

Other Division records:

Minus 47—Penn St. vs. Syracuse, Oct. 18, 1947 (I-A)

Minus 12—Eastern Ill. vs. Kentucky St., Nov. 13, 1982 (I-AA)

Minus 52—Worcester St. vs. Maine Maritime, Sept. 28, 1996 (III)

Rushing Defense

FEWEST RUSHES ALLOWED

5—Texas Tech vs. Houston, Nov. 25, 1989 (I-A)

Other Division records:

9—Mississippi Val. vs. Alcorn St., Nov. 6, 1999 (I-AA)

7—Indianapolis vs. Valparaiso, Oct. 30, 1982 (II)

9—Wis.-La Crosse vs. Huron, Sept. 21, 1996 (III)

FEWEST RUSHING YARDS ALLOWED

Minus 112—Coast Guard vs. Wesleyan (Conn.), Oct. 7, 1989 (III)

Other Division records:

Minus 109—Toledo vs. Northern Ill., Nov. 11, 1967 (I-A)

Minus 90—Sacred Heart vs. Iona, Nov. 16, 2002 (I-AA)

Minus 95—San Diego St. vs. Alliant Int'l, Nov. 27, 1965 (II)

Passing Defense

FEWEST PASS ATTEMPTS ALLOWED

0—By many teams (I-A)

0—By many teams (II)

0—By many teams (III)

Other Division record:

1—By six teams (I-AA)

FEWEST PASS COMPLETIONS ALLOWED

0—By many teams (I-A)

0—By many teams (I-AA)

0—By many teams (II)

0—By many teams (III)

FEWEST PASSING YARDS ALLOWED

Minus 19—Ashland vs. Heidelberg, Sept. 25, 1948 (II)

Other Division records:

Minus 16—VMI vs. Richmond, Oct. 5, 1957 (I-A)

Minus 2—Florida A&M vs. Albany St. (Ga.), Oct. 16, 1982 (I-AA)

Minus 6—Central (Iowa) vs. Simpson, Oct. 19, 1985; Wittenberg vs. Hiram, Oct. 27, 2001 (III)

MOST PASSES INTERCEPTED BY

11—Brown vs. Rhode Island, Oct. 8, 1949 (I-A)

11—Concordia-M'head vs. Hamline, Nov. 5, 1955; St. Cloud St. vs. Bemidji St., Oct. 31, 1970 (II)

Other Division records:

10—Grambling vs. Mississippi Val., Oct. 17, 1987; Montana vs. Boise St., Oct. 28, 1989 (I-AA)

10—St. Thomas (Minn.) vs. St. Olaf, Oct. 12, 1985 (III)

Historical Note:

10—Oklahoma St. vs. Detroit, Nov. 28, 1942; UCLA vs. California, Oct. 21, 1978 (Record for game

involving two major-college opponents) (I-A)

MOST PASS INTERCEPTIONS RETURNED FOR TOUCHDOWNS

4—Houston vs. Texas, Nov. 7, 1987 (I-A)

4—Northwestern St. vs. Southeastern La., Oct. 11, 2003 (I-AA)

4—Millikin vs. Ill. Wesleyan, Nov. 6, 1999 (III)

Other Division records:

3—By many teams (II)

Opponent's Kicks Blocked

MOST OPPONENT'S PUNTS BLOCKED

5—Southeastern La. vs. Troy, Oct. 7, 1978; Winston-Salem vs. N.C. Central, Oct. 4, 1986 (II)

Other Division records:

4—SMU vs. Texas-Arlington, Sept. 30, 1944; Michigan vs. Ohio St., Nov. 25, 1950; Memphis vs. Arkansas, Sept. 26, 1992; Central Mich. vs. Michigan St., Sept. 8, 2001 (I-A)

4—Montana vs. Montana St., Oct. 31, 1987; Middle Tenn. vs. Mississippi Val., Oct. 8, 1988 (I-AA)

4—Benedictine (Ill.) vs. Olivet Nazarene, Oct. 22, 1988; Benedictine (Ill.) vs. Aurora, Oct. 29, 1988 (III)

Defensive Records

(Since 2000)

MOST TACKLES FOR LOSS

25—Adams St. vs. Okla. Panhandle, Oct. 13, 2001 (II)

Other Division records:

24—North Carolina St. vs. Georgia Tech, Oct. 4, 2003 (I-A)

22—Illinois St. vs. Western Ill., Nov. 4, 2000 (I-AA)

22—King's (Pa.) vs. Salisbury, Nov. 23, 2002; St. John's (Minn.) vs. Monmouth (Ill.), Nov. 19, 2005 (III)

MOST PASS SACKS

15—TCU vs. Nevada, Sept. 9, 2000 (I-A)

Other Division records:

12—Illinois St. vs. Western Ill., Nov. 4, 2000 (I-AA)

14—North Dakota vs. New Haven, Sept. 21, 2001 (II)

13—St. John's (Minn.) vs. Monmouth (Ill.), Nov. 19, 2005

MOST PASSES DEFENDED

21—Stillman vs. Edward Waters, Nov. 2, 2002 (III)

Other Division records:

19—South Carolina vs. Alabama, Oct. 2, 2000 (I-A)

17—Penn vs. Lafayette, Sept. 21, 2002 (I-AA)

18—Winona St. vs. Concordia-St. Paul, Oct. 27, 2001; Adams St. vs. N.M. Highlands, Oct. 11, 2003 (II)

MOST FORCED FUMBLES

8—Simpson vs. William Penn, Nov. 11, 2000 (III)

Other Division records:

7—Miami (Ohio) vs. North Carolina, Aug. 31, 2002; Virginia vs. South Carolina, Sept. 7, 2002; West Virginia vs. Cincinnati, Sept. 13, 2003; Miami (Ohio) vs. Buffalo, Nov. 5, 2005 (I-A)

6—Delaware vs. Ga. Southern, Dec. 9, 2000; Delaware vs. Citadel, Sept. 9, 2002; Fla. Atlantic vs. Troy, Oct. 26, 2002; Jacksonville vs. Valparaiso, Sept. 27, 2003 (I-AA)

5—Harding vs. Tarleton St., Sept. 2, 2000; Harding vs. Central Ark., Oct. 7, 2000; Winona St. vs. Minn. Duluth, Nov. 15, 2003 (II)

Season—Offense

Total Offense

MOST PLAYS PER GAME

92.4—Notre Dame, 1970 (924 in 10) (I-A)

Other Division records:

89.6—Weber St., 1991 (986 in 11) (I-AA)

88.7—Cal St. Chico, 1967 (887 in 10) (II)

85.6—Hampden-Sydney, 1978 (856 in 10) (III)

MOST YARDS GAINED

8,976—Pittsburg St., 2004 (II)

Other Division records:

7,576—Texas Tech, 2003 (I-A)
6,577—Alcorn St., 1994 (I-AA)
7,800—Mount Union, 2005 (III)

MOST YARDS GAINED PER GAME

640.1—Mississippi Val., 1984 (6,401 in 10) (I-AA)
Other Division records:
624.9—Houston, 1989 (6,874 in 11) (I-A)
624.1—Hanover, 1948 (4,993 in 8) (II)
561.2—Westminster (Mo.), 1998 (5,612 in 10) (III)

HIGHEST AVERAGE GAIN PER PLAY

9.2—Hanover, 1948 (543 for 4,993) (II)
Other Division records:
7.9—Army, 1945 (526 for 4,164) (I-A)
7.8—Alcorn St., 1994 (848 for 6,577) (I-AA)
8.1—Ferrum, 1990 (534 for 4,350) (III)

MOST TOUCHDOWNS SCORED BY RUSHING AND PASSING

113—Pittsburg St., 2004 (II)
Other Division records:
84—Nebraska, 1983 (I-A)
84—Mississippi Val., 1984 (I-AA)
84—St. John's (Minn.), 1993 (III)

Rushing**MOST RUSHES PER GAME**

78.9—Okla. Panhandle, 1963 (789 in 10) (II)
Other Division records:
73.9—Oklahoma, 1974 (813 in 11) (I-A)
69.8—Northeastern, 1986 (698 in 10) (I-AA)
71.4—Wis.-River Falls, 1988 (714 in 10) (III)

MOST YARDS GAINED RUSHING

5,320—Pittsburg St., 2004 (II)
Other Division records:
5,196—Oklahoma, 1971 (I-A)
4,609—Ga. Southern, 1999 (I-AA)
4,384—Springfield, 2003 (III)

MOST YARDS GAINED RUSHING PER GAME

472.4—Oklahoma, 1971 (5,196 in 11) (I-A)
Other Division records:
419.0—Ga. Southern, 1999 (4,609 in 11) (I-AA)
404.8—Col. of Emporia, 1954 (3,643 in 9) (II)
434.7—Ferrum, 1990 (3,912 in 9) (III)

HIGHEST GAIN PER RUSH

8.4—Hanover, 1948 (382 for 3,203) (II)
Other Division records:
7.6—Army, 1945 (424 for 3,238) (I-A)
7.0—Ga. Southern, 1999 (654 for 4,609) (I-AA)
8.3—Ferrum, 1990 (470 for 3,912) (III)

Passing**MOST PASSES ATTEMPTED PER GAME**

63.1—Houston, 1989 (694 in 11) (I-A)
Other Division records:
55.8—Mississippi Val., 1984 (558 in 10) (I-AA)
56.6—Emporia St., 1995 (623 in 11) (II)
59.9—Sul Ross St., 2002 (599 in 10) (III)

MOST PASSES COMPLETED PER GAME

39.4—Houston, 1989 (434 in 11) (I-A)
Other Division records:
35.1—Mississippi Val., 1984 (351 in 10) (I-AA)
33.9—Valdosta St., 1995 (373 in 11) (II)
35.8—Sul Ross St., 2002 (358 in 10) (III)

HIGHEST PASS COMPLETION PERCENTAGE**(Min. 300 Attempts)**

73.5%—UCF, 1998 (completed 302 of 411) (I-A)
Other Division records:
70.6%—Hofstra, 1997 (completed 293 of 415) (I-AA)
73.2%—Colorado Mines, 2004 (completed 401 of 548) (II)
71.2%—Monmouth (Ill.), 2005 (completed 222 of 312) (III)

HIGHEST AVERAGE GAIN PER ATTEMPTED PASS**(Min. 250 Attempts)**

11.5—Grand Valley St., 2001 (291 for 3,346) (II)
Other Division records:
10.9—Brigham Young, 1989 (433 for 4,732) (I-A)
10.7—UNI, 1996 (252 for 2,700) (I-AA)
11.1—Grinnell, 1998 (301 for 3,354) (III)

HIGHEST AVERAGE GAIN PER COMPLETION**(Min. 100 Completions)**

19.4—California (Pa.), 1966 (116 for 2,255) (II)
Other Division records:
19.1—Houston, 1968 (105 for 2,003) (I-A)
19.3—Jackson St., 1990 (156 for 3,006) (I-AA)
17.1—Mount Union, 2003 (240 for 4,103) (III)

MOST PASSING YARDS GAINED PER GAME

511.3—Houston, 1989 (5,624 in 11) (I-A)
Other Division records:
496.8—Mississippi Val., 1984 (4,968 in 10) (I-AA)
454.5—West Tex. A&M, 1994 (5,000 in 11) (II)
488.8—Westminster (Mo.), 1998 (4,888 in 10) (III)

MOST PASSING YARDS GAINED

6,179—Texas Tech, 2003 (13 games) (I-A)
Other Division records:
4,968—Mississippi Val., 1984 (10 games) (I-AA)
5,000—West Tex. A&M, 1994 (11 games) (II)
4,888—Westminster (Mo.), 1998 (10 games) (III)

MOST TOUCHDOWN PASSES PER GAME

6.4—Mississippi Val., 1984 (64 in 10) (I-AA)
Other Division records:
5.0—Houston, 1989 (55 in 11) (I-A)
5.1—Grand Valley St., 2001 (51 in 10) (II)
5.7—Westminster (Mo.), 1998 (57 in 10) (III)

HIGHEST PASS EFFICIENCY RATING POINTS**(Min. 200 Attempts)**

222.5—Grand Valley St., 2001 (291 attempts, 204 completions, 3 interceptions, 3,346 yards, 51 TD passes) (II)
Other Division records:
184.4—Tulane, 1998 (339 attempts, 230 completions, 6 interceptions, 3,352 yards, 38 TD passes) (I-A)
190.6—William & Mary, 1993 (232 attempts, 161 completions, 4 interceptions, 2,499 yards, 24 TD passes) (I-AA)
211.3—Eureka, 1994 (205 attempts, 142 completions, 8 interceptions, 2,478 yards, 30 TD passes) (III)

Scoring**MOST POINTS SCORED PER GAME**

61.5—St. John's (Minn.), 1993 (615 in 10) (III)
Other Division records:
56.0—Army, 1944 (509 in 9) (I-A)
60.9—Mississippi Val., 1984 (609 in 10) (I-AA)
58.4—Grand Valley St., 2001 (584 in 10) (II)

MOST POINTS SCORED

837—Pittsburg St., 2004 (15 games) (II)
Other Division records:
638—Southern California, 2005 (13 games) (I-A)
609—Mississippi Val., 1984 (10 games) (I-AA)
615—St. John's (Minn.), 1993 (10 games) (III)

MOST CONSECUTIVE EXTRA POINTS MADE BY KICKING

77—Louisville, 2004 (Entire Season) (I-A)
Other Division records:
68—Idaho, 1993 (I-AA)
56—Northwest Mo. St., 1999 (Entire Season) (II)
49—Dayton, 1989 (Entire Season) (III)

MOST FIELD GOALS MADE PER GAME

2.6—UCLA, 1984 (29 in 11) (I-A)
Other Division records:
2.4—Nevada, 1982 (26 in 11); UNI, 1990 (26 in 11) (I-AA)
2.3—North Dakota, 2005 (30 in 13)
2.0—Mount Union, 1990 (20 in 10) (III)

Penalties**MOST PENALTIES PER GAME**

14.6—Portland St., 1994 (146 in 10) (II)
Other Division records:
12.9—Grambling, 1977 (142 in 11) (I-A)
13.7—Grambling, 1984 (151 in 11) (I-AA)
13.3—Kean, 1990 (133 in 10) (III)

MOST TOTAL PENALTIES

152—Alabama St., 2001 (12 games) (I-AA)
Other Division records:
142—Grambling, 1977 (11 games) (I-A)
146—Gardner-Webb, 1992 (11 games); Portland St., 1994 (10 games) (II)
133—Kean, 1990 (10 games) (III)

MOST YARDS PENALIZED PER GAME

134.2—Grambling, 1977 (1,476 in 11) (I-A)
Other Division records:
125.5—Tennessee St., 1982 (1,255 in 10) (I-AA)
123.3—Hampton, 1977 (1,356 in 11) (II)
121.9—Hofstra, 1991 (1,219 in 10) (III)

Turnovers**MOST TURNOVERS LOST PER GAME**

6.1—Mississippi St., 1949 (55 in 9) (I-A)
Other Division records:
5.9—Texas Southern, 1980 (59 in 10) (I-AA)
5.8—Livingstone, 1986 (58 in 10) (II)
5.2—William Penn, 1985 (52 in 10) (III)

MOST TURNOVERS LOST

61—North Texas, 1971; Tulsa, 1976 (I-A)
61—Cheyney, 1990 (II)
Other Division records:
59—Texas Southern, 1980 (I-AA)
52—William Penn, 1985 (III)

Miscellaneous All-Time Records**MOST IMPROVED TEAMS**

11 games—Northern Mich., 1975 (from 0-10-0 to 13-1-0) (II)
Other Division records:
8½ games—Hawaii, 1999 (from 0-12-0 to 9-4-0) (I-A)
9½ games—Montana St., 1984 (from 1-10-0 to 12-2-0) (I-AA)
7½ games—Wis.-Stout, 2000 (from 2-8-0 to 10-1-0) (III)

LONGEST WINNING STREAKS

55 games—Mount Union, 2000-03 (III)
Other Division records:
47 games—Oklahoma, 1953-57 (I-A)
24 games—Penn, 1992-95; Montana, 2001-02 (I-AA)
34 games—Hillsdale, 1954-57 (II)

LONGEST UNBEATEN STREAKS**(Includes Ties)**

63 games—Washington, 1907-17 (59-0-4 record) (I-A)
Other Division records:
24 games—Penn, 1992-95 (24-0-0 record); Montana, 2001-02 (24-0-0 record) (I-AA)
54 games—Morgan St., 1931-38 (47-0-7 record) (II)
60 games—Augustana (Ill.), 1983-87 (59-0-1 record) (III)

LONGEST LOSING STREAKS

80 games—Prairie View, 1989-98 (I-AA)
Other Division records:
34 games—Northwestern, 1979-82 (I-A)
46 games—Minn.-Morris, 1998-03 (II)
50 games—Macalester, 1974-79 (III)

LONGEST HOME WINNING STREAKS

58 games—Miami (Fla.), 1985-94 (I-A)
Other Division records:
39 games—Ga. Southern, 1997-01 (I-AA)
31 games—Indiana (Pa.), 1986-92 (II)
52 games—Augustana (Ill.), 1980-89 (III)

Longest Plays**RUSHING**

99 Yards—Five players tied (Most recent: Eric Vann, Kansas vs. Oklahoma, 1997) (I-A)
99 Yards—Five players tied (Most recent: Jermaine Creighton, St. John's [N.Y.] vs. Siena, 1996) (I-AA)

- 99 Yards—22 players tied (Most recent: Isaac Redman, Bowie St. vs. Morgan St., 2005) (II)
 99 Yards—13 players tied (Most recent: Jay Bernardo, Rensselaer vs. Endicott, 2005; Neil Suckow, Coe vs. Simpson, 2005) (III)

PASSING

- 99 Yards—15 passers-receivers tied (Most recent: Dondrial Pinkins-Troy Williamson, South Carolina vs. Virginia, 2003; Jim Sorgi-Lee Evans, Wisconsin vs. Akron, 2003) (I-A)
 99 Yards—11 passers-receivers tied (Most recent: Riley Walker-Fred Burnette, Tennessee St. vs. Jacksonville St., 2004) (I-AA)
 99 Yards—25 passers-receivers tied (Most recent: Len Ferguson-Jesse Correll, Shepherd vs. Fairmont St., 2004) (II)
 99 Yards—21 passers-receivers tied (Most recent: Clay Groefsema-Shawn Watson, Redlands vs. Whittier, 2001) (III)

INTERCEPTION RETURNS

- 100 Yards—74 players tied (Most recent: R.J. Oliver, Arizona St. vs. Northern Ariz., 2003) (I-A)
 100 Yards—24 players tied (Most recent: Antonio Nelson, Alabama A&M vs. Tennessee St., 2005; Tony LeZotte, James Madison vs. Towson, 2005; Mark Johnson, San Diego vs. Valparaiso, 2005) (I-AA)
 100 Yards—16 players tied (Most recent: Mike DeBye, Stonehill vs. Assumption, 2005; Ian Whittington, West Liberty St. vs. Concord, 2005) (II)
 100 Yards—42 players tied (Most recent: Jabrill Joseph, Rowan vs. Wilkes, 2005) (III)

PUNT RETURNS

- 100 Yards—Nine players tied (Most recent: Courtney Davis, Bowling Green vs. Kent St., 1996) (I-A)
 100 Yards—Randy Ladson, Fayetteville St. vs. St. Paul's, 1987 (II)
Other Division records:
 98 Yards—Barney Bussey, South Carolina St. vs. Johnson C. Smith, 1981; Willie Ware, Mississippi Val. vs. Bishop, 1985 (I-AA)
 99 Yards—Robert Middlebrook, Knoxville vs. Miles, 1985 (III)

KICKOFF RETURNS

- 100 Yards—242 players tied (Most recent: Felix Jones, Arkansas vs. Mississippi St., 2005; Ted Ginn Jr., Ohio St. vs. Minnesota, 2005; Cory Rodgers, TCU vs. Brigham Young, 2005; Leodis McKelvin, Troy vs. South Carolina, 2005; Ronnie Drummer, Duke vs. East Caro., 2005) (I-A)
 100 Yards—64 players tied (Most recent: Charlie Spiller, Alcorn St. vs. Mississippi Val., 2005 [twice]) (I-AA)
 100 Yards—32 players tied (Most recent: Kyle Fox, Angelo St. vs. Western St., 2005; Ricky Hughes, Mo. Southern St. vs. Harding, 2005; Fletcher Terrell, Washburn vs. Central Mo. St., 2005; Marques McCray, Wayne St. [Neb.] vs. Concordia-St. Paul, 2005; C.J. Lewis, Clark Atlanta vs. Kentucky St., 2005; Richard Siders, Benedict vs. Tuskegee, 2005; Richard Siders, Benedict vs. Lane, 2005) (II)
 100 Yards—53 players tied (Most recent: Adamis Gonzalez, Western Conn. St. vs. TCNJ, 2005; Sean Buggiey, Westminster [Pa.] vs. Wash. & Jeff., 2005) (III)

PUNTS

- 99 Yards—Pat Brady, Nevada vs. Loyola Marymount, 1950 (I-A)

Other Division records:

- 93 Yards—Tyler Grogan, Northeastern vs. Villanova, 2001 (I-AA)
 97 Yards—Earl Hurst, Emporia St. vs. Central Mo. St., 1964 (II)
 90 Yards—Dan Heeren, Coe vs. Lawrence, 1974; Sean Lipscomb, Redlands vs. Pomona-Pitzer, 2002 (III)

FIELD GOALS

- 67 Yards—Russell Erxleben, Texas vs. Rice, 1977; Steve Little, Arkansas vs. Texas, 1977; Joe Williams, Wichita St. vs. Southern Ill., 1978 (I-A)
 67 Yards—Tom Odle, Fort Hays St. vs. Washburn, 1988 (II)
Other Division records:
 63 Yards—Tim Foley, Ga. Southern vs. James Madison, 1987; Scott Roper, Arkansas St. vs. North Texas, 1987; Bill Gramatica, South Fla. vs. Austin Peay, 2000 (I-AA)
 62 Yards—Dom Antonini, Rowan vs. Salisbury, 1976 (III)

All-Time Won-Lost-Tied Records**MOST GAMES PLAYED**

- 1,263—Penn (781-440-42 in 129 seasons) (I-AA)
Other Division records:
 1,189—Rutgers (569-578-42 in 136 seasons) (I-A)
 1,035—Washburn (472-523-40 in 114 seasons) (II)
 1,040—Frank. & Marsh. (556-437-47 in 118 seasons) (III)

MOST SEASONS PLAYED

- 136—Rutgers (I-A)
 136—Princeton (I-AA)
Other Division records:
 116—Colorado Mines (II)
 126—Amherst (III)

MOST VICTORIES

- 849—Michigan, 126 seasons (280 losses, 36 ties) (I-A)
Other Division records:
 830—Yale, 133 seasons (326 losses, 55 ties) (I-AA)
 602—Pittsburg St., 98 seasons (307 losses, 48 ties) (II)
 656—Wittenberg, 112 seasons (334 losses, 31 ties) (III)

MOST LOSSES

- 597—Northwestern (118 seasons) (I-A)
Other Division records:
 588—Richmond (122 seasons) (I-AA)
 523—Washburn (114 seasons) (II)
 554—Otterbein (116 seasons) (III)

MOST TIED GAMES

- 65—Illinois St. (106 seasons, 417-479-65) (I-AA)
Other Division records:
 58—Kansas (116 seasons, 536-531-58) (I-A)
 51—Central Mo. St. (109 seasons, 458-465-51) (II)
 62—Union (N.Y.) (117 seasons, 479-412-62) (III)

BEST WINNING PERCENTAGE**(Min. 20 Seasons)**

- .755—Ga. Southern (235-76-1, 24 seasons) (I-AA)
Other Division records:
 .7442—Michigan (849-280-36, 126 seasons) (I-A)
 .696—Grand Valley St. (263-114-3, 35 seasons) (II)
 .702—St. John's (Minn.) (528-217-24, 95 seasons) (III)

Winningest Teams by Decade**BY PERCENTAGE****2000s** (2000-01-02-03-04-05)

- .964—Mount Union (81-3) (III)
Other Division records:
 .865—Miami (Fla.) (64-10) (I-A)
 .831—Dayton (54-11) (I-AA)
 .888—Grand Valley St. (71-9) (II)

1990s (1990-99)

- .941—Mount Union (120-7-1) (III)
Other Division records:
 .890—Florida St. (109-13-1) (I-A)
 .844—Dayton (92-17-0) (I-AA) (I-AA)
 .846—Pittsburg St. (103-18-2) (II)

BY VICTORIES**2000s** (2000-01-02-03-04-05)

- 81—Mount Union (81-3) (III)
Other Division records:
 68—Oklahoma (68-11) (I-A)
 68—Montana (68-17) (I-AA)
 71—Grand Valley St. (71-9) (II)

1990s (1990-99)

- 120—Mount Union (120-7-1) (III)
Other Division records:
 114—Marshall (114-25-0) (I-A)
 103—Youngstown St. (103-30-2) (I-AA)
 103—Pittsburg St. (103-18-2) (II)

All-Time Longest Rivalries**MOST GAMES PLAYED****(Series leader listed first)**

- 141 games—Lafayette-Lehigh (74-62-5 record, first meeting in 1884) (I-AA)
Other Division records:
 115 games—Minnesota-Wisconsin (59-48-8 record, first meeting in 1890) (I-A)
 110 games—North Dakota-North Dakota St. (62-45-3 record, first meeting in 1894) (Last met in 2003) (II)
 120 games—Williams-Amherst (67-48-5 record, first meeting in 1881) (III)

EARLIEST YEAR PLAYED**(Series leader listed first)**

- 1873—Yale-Princeton (128 meetings, 70-48-10 record) (I-AA)
Other Division records:
 1888—Miami (Ohio)-Cincinnati (110 meetings, 59-44-7 record); North Carolina-Wake Forest (101 meetings, 67-32-2 record) (Last met in 2004) (I-A)
 1889—South Dakota-South Dakota St. (104 meetings, 50-47-7 record) (Last met in 2003); Colorado Mines-Colorado Col. (88 meetings, 46-37-5 record) (Last met in 2000) (II)
 1881—Williams-Amherst (120 meetings, 67-48-5 record); Williams-Wesleyan (Conn.) (111 meetings, 69-37-5 record) (III)



Award Winners

Consensus All-America	
Selections, 1889-2005	124
Special Awards	140
First-Team All-Americans	
Below Division I-A.....	150
NCAA Postgraduate Scholarship	
Winners	164
Academic All-America	
Hall of Fame	169
Academic All-Americans by School...	170



Consensus All-America Selections, 1889-2005

In 1950, the National Collegiate Athletic Bureau (the NCAA's service bureau) compiled the first official comprehensive roster of all-time all-Americans. The compilation of the all-American roster was supervised by a panel of analysts working in large part with the historical records contained in the files of the Dr. Baker Football Information Service.

The roster consists of only those players who were first-team selections on one or more of the all-America teams that were selected for the national audience and received nationwide circulation. Not included are the thou-

sands of players who received mention on all-America second or third teams, nor the numerous others who were selected by newspapers or agencies with circulations that were not primarily national and with viewpoints, therefore, that were not normally nationwide in scope.

The following chart indicates, by year (in left column), which national media and organizations selected all-America teams. The headings at the top of each column refer to the selector (see legend after chart).

All-America Selectors																							
	AA	AP	C	CNN	COL	CP	FBW	FC	FN	FW	INS	L	LIB	M	N	NA	NEA	SN	UP	UPI	W	WCF	
1889	-	-	-	-	-	-	-	-	-	-	-	-	-	-	-	-	-	-	-	-	√	-	
1890	-	-	-	-	-	-	-	-	-	-	-	-	-	-	-	-	-	-	-	-	-	√	-
1891	-	-	-	-	-	-	-	-	-	-	-	-	-	-	-	-	-	-	-	-	-	√	-
1892	-	-	-	-	-	-	-	-	-	-	-	-	-	-	-	-	-	-	-	-	-	√	-
1893	-	-	-	-	-	-	-	-	-	-	-	-	-	-	-	-	-	-	-	-	-	√	-
1894	-	-	-	-	-	-	-	-	-	-	-	-	-	-	-	-	-	-	-	-	-	√	-
1895	-	-	-	-	-	-	-	-	-	-	-	-	-	-	-	-	-	-	-	-	-	√	-
1896	-	-	-	-	-	-	-	-	-	-	-	-	-	-	-	-	-	-	-	-	-	√	-
1897	-	-	-	-	-	-	-	-	-	-	-	-	-	-	-	-	-	-	-	-	-	√	-
1898	-	-	√	-	-	-	-	-	-	-	-	-	-	-	-	-	-	-	-	-	-	√	-
1899	-	-	√	-	-	-	-	-	-	-	-	-	-	-	-	-	-	-	-	-	-	√	-
1900	-	-	√	-	-	-	-	-	-	-	-	-	-	-	-	-	-	-	-	-	-	√	-
1901	-	-	√	-	-	-	-	-	-	-	-	-	-	-	-	-	-	-	-	-	-	√	-
1902	-	-	√	-	-	-	-	-	-	-	-	-	-	-	-	-	-	-	-	-	-	√	-
1903	-	-	√	-	-	-	-	-	-	-	-	-	-	-	-	-	-	-	-	-	-	√	-
1904	-	-	√	-	-	-	-	-	-	-	-	-	-	-	-	-	-	-	-	-	-	√	-
1905	-	-	√	-	-	-	-	-	-	-	-	-	-	-	-	-	-	-	-	-	-	√	-
1906	-	-	√	-	-	-	-	-	-	-	-	-	-	-	-	-	-	-	-	-	-	√	-
1907	-	-	√	-	-	-	-	-	-	-	-	-	-	-	-	-	-	-	-	-	-	√	-
1908	-	-	√	-	-	-	-	-	-	-	-	-	-	-	-	-	-	-	-	-	-	√	-
1909	-	-	√	-	-	-	-	-	-	-	-	-	-	-	-	-	-	-	-	-	-	-	-
1910	-	-	√	-	-	-	-	-	-	-	-	-	-	-	-	-	-	-	-	-	-	-	-
1911	-	-	√	-	-	-	-	-	-	-	-	-	-	-	-	-	-	-	-	-	-	-	-
1912	-	-	√	-	-	-	-	-	-	-	-	-	-	-	-	-	-	-	-	-	-	-	-
1913	-	-	√	-	-	-	-	-	-	-	√	-	-	-	-	-	-	-	-	-	-	-	-
1914	-	-	√	-	-	-	-	-	-	-	√	-	-	-	-	-	-	-	-	-	-	-	-
1915	-	-	√	-	-	-	-	-	-	-	√	-	-	-	-	-	-	-	-	-	-	-	-
1916	-	-	√	-	-	-	-	-	-	-	√	-	-	√	-	-	-	-	-	-	-	-	-
1917	-	-	(*)	-	-	-	-	-	-	-	√	-	-	√	-	-	√	-	-	-	-	-	-
1918	-	-	√	-	-	-	-	-	-	-	-	-	-	√	-	-	-	-	-	-	-	-	-
1919	-	-	√	-	-	-	-	-	-	-	-	-	-	√	-	-	-	-	-	-	-	-	-
1920	-	-	√	-	-	-	√	-	-	-	√	-	-	√	-	-	-	-	-	-	-	-	-
1921	-	-	√	-	-	-	-	-	-	-	-	-	-	-	-	-	-	-	-	-	-	-	-
1922	-	-	√	-	-	-	-	-	-	-	-	-	-	-	-	-	-	-	-	-	-	-	-
1923	-	-	√	-	-	-	√	-	-	-	-	-	-	-	-	-	-	-	-	-	-	-	-
1924	√	-	√	-	-	-	√	-	-	-	√	-	√	-	-	-	√	-	-	-	-	-	-
1925	√	√	-	-	√	-	√	-	-	-	√	-	√	-	-	-	√	-	√	-	-	-	-
1926	√	√	-	-	√	-	-	-	-	-	√	-	-	-	-	-	√	-	√	-	√	-	-
1927	√	√	-	-	√	-	-	-	-	-	√	-	-	-	-	√	√	-	√	-	√	-	-
1928	√	√	-	-	√	-	-	-	-	-	√	-	-	-	-	√	√	-	√	-	√	-	-
1929	√	√	-	-	√	-	-	-	-	-	√	-	-	-	-	√	√	-	√	-	√	-	-
1930	√	√	-	-	√	-	-	-	-	-	√	-	-	-	-	√	√	-	√	-	√	-	-
1931	√	√	-	-	√	-	-	-	-	-	√	-	√	-	-	√	√	-	√	-	√	-	-
1932	√	√	-	-	√	-	-	-	-	-	√	-	√	-	-	√	√	-	√	-	√	-	-
1933	√	√	-	-	√	-	-	-	-	-	√	-	√	-	-	√	√	-	√	-	√	-	-
1934	√	√	-	-	√	-	-	-	-	-	√	-	√	-	-	√	√	√	√	-	√	-	-
1935	√	√	-	-	√	-	-	-	-	-	√	-	√	-	-	√	√	√	√	-	√	-	-
1936	√	√	-	-	√	-	-	-	-	-	√	-	√	-	-	√	√	√	√	-	√	-	-
1937	√	√	-	-	√	-	-	-	-	-	√	-	√	-	√	√	√	√	√	-	√	-	-
1938	√	√	-	-	√	-	-	-	-	-	√	-	√	-	√	√	√	√	√	-	√	-	-
1939	√	√	-	-	√	-	-	-	-	-	√	-	√	-	√	√	√	√	√	-	√	-	-
1940	√	√	-	-	√	-	-	-	-	-	√	-	√	-	√	√	√	√	√	-	√	-	-
1941	√	√	-	-	√	-	-	-	-	-	√	-	√	-	√	√	√	√	√	-	√	-	-
1942	√	√	-	-	√	-	-	-	-	-	√	√	-	-	√	√	√	√	√	-	√	-	-
1943	√	√	-	-	√	-	-	-	√	-	√	√	-	-	-	-	-	√	√	-	√	-	-
1944	√	√	-	-	√	-	-	-	√	-	√	√	-	-	-	√	√	√	√	-	√	-	-
1945	√	√	-	-	√	-	-	√	-	√	√	√	-	-	-	√	√	√	√	-	√	-	-
1946	√	√	-	-	√	-	-	√	-	√	√	(t)	-	-	-	√	√	√	√	-	√	-	-
1947	-	√	-	-	√	-	-	√	-	√	√	-	-	-	-	√	√	√	√	-	√	-	-
1948	-	√	-	-	(§)	-	-	√	-	√	(#)√	-	-	-	-	√	√	√	√	-	√	-	-
1949	√	√	-	-	-	-	-	√	-	√	√	-	-	-	-	√	√	√	√	-	√	-	-
1950	√	√	-	-	-	-	-	√	-	√	√	-	-	-	-	√	√	√	√	-	√	-	-
1951	√	√	-	-	-	-	-	√	-	√	√	-	-	-	-	√	√	√	√	-	√	-	-
1952	√	√	-	-	-	-	-	√	-	√	√	-	-	-	-	√	√	√	√	-	√	-	-
1953	√	√	-	-	-	-	-	√	-	√	√	-	-	-	-	√	√	√	√	-	√	-	-

	AA	AP	C	CNN	COL	CP	FBW	FC	FN	FW	INS	L	LIB	M	N	NA	NEA	SN	UP	UPI	W	WCF
1954	√	√	-	-	-	-	-	√	-	√	√	-	-	-	-	-	√	√	√	-	-	-
1955	√	√	-	-	-	-	-	√	-	√	√	-	-	-	-	-	√	√	√	-	-	-
1956	-	√	-	-	-	-	-	√	-	√	√	-	-	-	-	-	√	√	√	-	-	-
1957	-	√	-	-	-	-	-	√	-	√	√	-	-	-	-	-	√	√	√	-	-	-
1958	-	√	-	-	-	-	-	√	-	√	-	-	-	-	-	-	√	√	-	√	-	-
1959	-	√	-	-	-	-	-	√	-	√	-	-	-	-	-	-	√	√	-	√	-	-
1960	-	√	-	-	-	-	-	√	-	√	-	-	-	-	-	-	√	√	-	√	-	-
1961	-	√	-	-	-	-	-	√	-	√	-	-	-	-	-	-	√	√	-	√	-	-
1962	-	√	-	-	-	-	-	√	-	√	-	-	-	-	-	-	√	√	-	√	-	-
1963	-	√	-	-	-	√	-	√	-	√	-	-	-	-	-	-	√	√	-	√	-	-
1964	-	√	-	-	-	√	-	√	-	√	-	-	-	-	-	-	√	-	-	√	-	-
1965	-	√	-	-	-	√	-	√	-	√	-	-	-	-	-	-	√	-	-	√	-	-
1966	-	√	-	-	-	√	-	√	-	√	-	-	-	-	-	-	√	-	-	√	-	-
1967	-	√	-	-	-	√	-	√	-	√	-	-	-	-	-	-	√	-	-	√	-	-
1968	-	√	-	-	-	√	-	√	-	√	-	-	-	-	-	-	√	-	-	√	-	-
1969	-	√	-	-	-	√	-	√	-	√	-	-	-	-	-	-	√	-	-	√	-	-
1970	-	√	-	-	-	√	-	√	-	√	-	-	-	-	-	-	√	-	-	√	-	-
1971	-	√	-	-	-	-	-	√	-	√	-	-	-	-	-	-	√	-	-	√	-	-
1972	-	√	-	-	-	-	-	√	-	√	-	-	-	-	-	-	√	-	-	√	-	√
1973	-	√	-	-	-	-	-	√	-	√	-	-	-	-	-	-	√	-	-	√	-	√
1974	-	√	-	-	-	-	-	√	-	√	-	-	-	-	-	-	-	-	-	√	-	√
1975	-	√	-	-	-	-	-	√	-	√	-	-	-	-	-	-	-	-	-	√	-	√
1976	-	√	-	-	-	-	-	√	-	√	-	-	-	-	-	-	-	-	-	√	-	√
1977	-	√	-	-	-	-	-	√	-	√	-	-	-	-	-	-	-	-	-	√	-	√
1978	-	√	-	-	-	-	-	√	-	√	-	-	-	-	-	-	-	-	-	√	-	√
1979	-	√	-	-	-	-	-	√	-	√	-	-	-	-	-	-	-	-	-	√	-	√
1980	-	√	-	-	-	-	-	√	-	√	-	-	-	-	-	-	-	-	-	√	-	√
1981	-	√	-	-	-	-	-	√	-	√	-	-	-	-	-	-	-	-	-	√	-	√
1982	-	√	-	-	-	-	-	√	-	√	-	-	-	-	-	-	-	-	-	√	-	√
1983	-	√	-	-	-	-	-	√	-	√	-	-	-	-	-	-	-	-	-	√	-	√
1984	-	√	-	-	-	-	-	√	-	√	-	-	-	-	-	-	-	-	-	√	-	√
1985	-	√	-	-	-	-	-	√	-	√	-	-	-	-	-	-	-	-	-	√	-	√
1986	-	√	-	-	-	-	-	√	-	√	-	-	-	-	-	-	-	-	-	√	-	√
1987	-	√	-	-	-	-	-	√	-	√	-	-	-	-	-	-	-	-	-	√	-	√
1988	-	√	-	-	-	-	-	√	-	√	-	-	-	-	-	-	-	-	-	√	-	√
1989	-	√	-	-	-	-	-	√	-	√	-	-	-	-	-	-	-	-	-	√	-	√
1990	-	√	-	-	-	-	-	√	-	√	-	-	-	-	-	-	-	-	-	√	-	√
1991	-	√	-	-	-	-	-	√	-	√	-	-	-	-	-	-	-	-	-	√	-	√
1992	-	√	-	-	-	-	-	√	-	√	-	-	-	-	-	-	-	-	-	√	-	√
1993	-	√	-	-	-	-	-	√	√	√	-	-	-	-	-	-	-	√	-	√	-	√
1994	-	√	-	-	-	-	-	√	√	√	-	-	-	-	-	-	-	√	-	√	-	√
1995	-	√	-	-	-	-	-	√	√	√	-	-	-	-	-	-	-	√	-	√	-	√
1996	-	√	-	-	-	-	-	√	√	√	-	-	-	-	-	-	-	√	-	√	-	√
1997	-	√	-	-	-	-	-	√	√	√	-	-	-	-	-	-	-	√	-	√	-	√
1998	-	√	-	-	-	-	-	√	√	√	-	-	-	-	-	-	-	√	-	√	-	√
1999	-	√	-	-	-	-	-	√	√	√	-	-	-	-	-	-	-	√	-	√	-	√
2000	-	√	-	-	-	-	-	√	√	√	-	-	-	-	-	-	-	√	-	√	-	√
2001	-	√	-	√	-	-	-	√	√	√	-	-	-	-	-	-	-	√	-	√	-	√
2002	-	√	-	-	-	-	-	√	-	√	-	-	-	-	-	-	-	√	-	√	-	√
2003	-	√	-	-	-	-	-	√	-	√	-	-	-	-	-	-	-	√	-	√	-	√
2004	-	√	-	-	-	-	-	√	-	√	-	-	-	-	-	-	-	√	-	√	-	√
2005	-	√	-	-	-	-	-	√	-	√	-	-	-	-	-	-	-	√	-	√	-	√

*In 1917, Walter Camp selected an all-Service, all-America team composed of military personnel. †During 1946-70, Look Magazine published the Football Writers Association of America's selections, listed under FW. §During 1948-56, Collier's Magazine published the American Football Coaches Association's selections, listed under FC. #International News Service was the first to select offensive and defensive teams.

LEGEND FOR SELECTORS

- AA—All-America Board
- AP—Associated Press
- C—Walter Camp (published in Harper's Weekly, 1897; in Collier's Magazine, 1898-1924)
- CNN—Cable News Network-Sports Illustrated.com
- COL—Collier's Magazine (selections by Grantland Rice, 1925-47; published American Football Coaches Association teams, 1948-56, listed under FC)
- CP—Central Press
- FBW—Football World Magazine
- FC—American Football Coaches Association (published in Saturday Evening Post Magazine, 1945-47; in Collier's Magazine, 1948-56; sponsored by General Mills in 1957-59 and by Eastman Kodak from 1960-93)
- FN—Football News
- FW—Football Writers Association of America (published in Look Magazine, 1946-70)
- INS—International News Service (merged with United Press in 1958 to form UPI)
- L—Look Magazine (published Football Writers Association of America teams, 1946-70, listed under FW)
- LIB—Liberty Magazine
- M—Frank Menke Syndicate
- N—Newsweek
- NA—North American Newspaper Alliance
- NEA—Newspaper Enterprise Association
- SN—Sporting News
- UP—United Press (merged with International News Service in 1958 to form UPI)
- UPI—United Press International
- W—Caspar Whitney (published in The Week's Sport in association with Walter Camp, 1889-90; published in Harper's Weekly, 1891-96, and in Outing Magazine, which he owned, 1898-1908; Walter Camp substituted for Whitney, who was on a world sports tour, and selected Harper's Weekly's team for 1897)
- WCF—Walter Camp Foundation

All-America Selections

Listed on the following pages are the consensus all-Americans (i.e., the players who were accorded a majority of votes at their positions by the selectors). Included are the selections of 1889-97, 1909-12 and 1921-22 when there was only one selector.

1889

E—Amos Alonzo Stagg, Yale; Arthur Cumnock, Harvard; T—Hector Cowan, Princeton; Charles Gill, Yale; G—Pudge Heffelfinger, Yale; John Cranston, Harvard; C—William George, Princeton; B—Edgar Allan Poe, Princeton; Roscoe Channing, Princeton; Knowlton Ames, Princeton; James Lee, Harvard.

1890

E—Frank Hallowell, Harvard; Ralph Warren, Princeton; T—Marshall Newell, Harvard; William Rhodes, Yale; G—Pudge Heffelfinger, Yale; Jesse Riggs, Princeton; C—John Cranston, Harvard; B—Thomas McClung, Yale; Sheppard Homans, Princeton; Dudley Dean, Harvard; John Corbett, Harvard.

1891

E—Frank Hinkey, Yale; John Hartwell, Yale; T—Wallace Winter, Yale; Marshall Newell, Harvard; G—Pudge Heffelfinger, Yale; Jesse Riggs, Princeton; C—John Adams, Penn; B—Philip King, Princeton; Everett Lake, Harvard; Thomas McClung, Yale; Sheppard Homans, Princeton.

1892

E—Frank Hinkey, Yale; Frank Hallowell, Harvard; T—Marshall Newell, Harvard; A. Hamilton Wallis, Yale; G—Arthur Wheeler, Princeton; Bertram Waters, Harvard; C—William Lewis, Harvard; B—Charles Brewer, Harvard; Vance McCormick, Yale; Philip King, Princeton; Harry Thayer, Penn.

1893

E—Frank Hinkey, Yale; Thomas Trenchard, Princeton; T—Langdon Lea, Princeton; Marshall Newell, Harvard; G—Arthur Wheeler, Princeton; William Hickok, Yale; C—William Lewis, Harvard; B—Philip King, Princeton; Charles Brewer, Harvard; Franklin Morse, Princeton; Frank Butterworth, Yale.

1894

E—Frank Hinkey, Yale; Charles Gelbert, Penn; T—Bertram Waters, Harvard; Langdon Lea, Princeton; G—Arthur Wheeler, Princeton; William Hickok, Yale; C—Philip Stillman, Yale; B—George Ade, Yale; Arthur Knipe, Penn; George Brooke, Penn; Frank Butterworth, Yale.

1895

E—Norman Cabot, Harvard; Charles Gelbert, Penn; T—Langdon Lea, Princeton; Fred Murphy, Yale; G—Charles Wharton, Penn; Dudley Riggs, Princeton; C—Alfred Bull, Penn; B—Clinton Wyckoff, Cornell; Samuel Thorne, Yale; Charles Brewer, Harvard; George Brooke, Penn.

1896

E—Norman Cabot, Harvard; Charles Gelbert, Penn; T—William Church, Princeton; Fred Murphy, Yale; G—Charles Wharton, Penn; Wylie Woodruff, Penn; C—Robert Gailey, Princeton; B—Clarence Fincke, Yale; Edgar Wrightington, Harvard; Addison Kelly, Princeton; John Baird, Princeton.

1897

E—Garrett Cochran, Princeton; John Hall, Yale; T—Burr Chamberlain, Yale; John Outland, Penn; G—T. Truxton Hare, Penn; Gordon Brown, Yale; C—Alan Doucette, Harvard; B—Charles DeSaules, Yale; Benjamin Dibblee, Harvard; Addison Kelly, Princeton; John Minds, Penn.

1898

E—Lew Palmer, Princeton; John Hallowell, Harvard; T—Arthur Hillebrand, Princeton; Burr Chamberlain, Yale; G—T. Truxton Hare, Penn; Gordon Brown, Yale; Walter Boal, Harvard; C—Pete Overfield, Penn; William Cunningham, Michigan; B—Charles Daly, Harvard; Benjamin Dibblee, Harvard; John Outland, Penn; Clarence Herschberger, Chicago; Malcolm McBride, Yale; Charles Romeyn, Army.

1899

E—David Campbell, Harvard; Arthur Poe, Princeton; T—

Arthur Hillebrand, Princeton; George Stillman, Yale; G—T. Truxton Hare, Penn; Gordon Brown, Yale; C—Pete Overfield, Penn; B—Charles Daly, Harvard; Josiah McCracken, Penn; Malcolm McBride, Yale; Isaac Seneca, Carlisle; Albert Sharpe, Yale; Howard Reiter, Princeton.

1900

E—John Hallowell, Harvard; David Campbell, Harvard; William Smith, Army; T—George Stillman, Yale; James Bloomer, Yale; G—Gordon Brown, Yale; T. Truxton Hare, Penn; C—Herman Olcott, Yale; Walter Bachman, Lafayette; B—Bill Morley, Columbia; George Chadwick, Yale; Perry Hale, Yale; William Fincke, Yale; Charles Daly, Harvard; Raymond Starbuck, Cornell.

1901

E—David Campbell, Harvard; Ralph Davis, Princeton; Edward Bowditch, Harvard; Neil Snow, Michigan; T—Oliver Cutts, Harvard; Paul Bunker, Army; Crawford Blagden, Harvard; G—William Warner, Cornell; William Lee, Harvard; Charles Barnard, Harvard; Sanford Hunt, Cornell; C—Henry Holt, Yale; Walter Bachman, Lafayette; B—Robert Kernan, Harvard; Charles Daly, Army; Thomas Graydon, Harvard; Harold Weekes, Columbia; Bill Morley, Columbia.

1902

E—Thomas Shevlin, Yale; Edward Bowditch, Harvard; T—Ralph Kinney, Yale; James Hogan, Yale; Paul Bunker, Army; G—Edgar Glass, Yale; John DeWitt, Princeton; William Warner, Cornell; C—Henry Holt, Yale; Robert Boyers, Army; B—Foster Rockwell, Yale; George Chadwick, Yale; Thomas Graydon, Harvard; Thomas Barry, Brown.

1903

E—Howard Henry, Princeton; Charles Rafferty, Yale; T—Daniel Knowlton, Harvard; James Hogan, Yale; Fred Schacht, Minnesota; G—John DeWitt, Princeton; Andrew Marshall, Harvard; James Bloomer, Yale; C—Henry Hooper, Dartmouth; B—Willie Heston, Michigan; J. Dana Kofer, Princeton; James Johnson, Carlisle; Richard Smith, Columbia; Myron Witham, Dartmouth; W. Ledyard Mitchell, Yale.

1904

E—Thomas Shevlin, Yale; Fred Speik, Chicago; T—James Hogan, Yale; James Cooney, Princeton; G—Frank Piekarski, Penn; Joseph Gilman, Dartmouth; Ralph Kinney, Yale; C—Arthur Tipton, Army; B—Daniel Hurley, Harvard; Walter Eckersall, Chicago; Vincent Stevenson, Penn; Willie Heston, Michigan; Andrew Smith, Penn; Foster Rockwell, Yale; Henry Torney, Army.

1905

E—Thomas Shevlin, Yale; Ralph Glaze, Dartmouth; Mark Catlin, Chicago; T—Otis Lamson, Penn; Beaton Squires, Harvard; Karl Brill, Harvard; G—Roswell Tripp, Yale; Francis Burr, Harvard; C—Robert Torrey, Penn; B—Walter Eckersall, Chicago; Howard Roome, Yale; John Hubbard, Amherst; James McCormick, Princeton; Guy Hutchinson, Yale; Daniel Hurley, Harvard; Henry Torney, Army.

1906

E—Robert Forbes, Yale; L. Casper Wister, Princeton; T—L. Horatio Biglow, Yale; James Cooney, Princeton; Charles Osborne, Harvard; G—Francis Burr, Harvard; Elmer Thompson, Cornell; August Ziegler, Penn; C—William Dunn, Penn St.; William Newman, Cornell; B—Walter Eckersall, Chicago; Hugh Knox, Yale; Edward Dillon, Princeton; John Mayhew, Brown; William Hollenback, Penn; Paul Veeder, Yale.

1907

E—Bill Dague, Navy; Clarence Alcott, Yale; Albert Exendine, Carlisle; L. Casper Wister, Princeton; T—Dexter Draper, Penn; L. Horatio Biglow, Yale; G—August Ziegler, Penn; William Erwin, Army; C—Adolph Schulz, Michigan; Patrick Grant, Harvard; B—John Wendell, Harvard; Thomas A. D. Jones, Yale; Edwin Harlan, Princeton; James McCormick, Princeton; Edward Coy, Yale; Peter Hauser, Carlisle.

1908

E—Hunter Scarlett, Penn; George Schildmiller, Dartmouth; T—Hamilton Fish, Harvard; Frank Horr, Syracuse; Percy Northcroft, Navy; G—Clark Tobin, Dartmouth; William Goebel, Yale; Hamlin Andrus, Yale; Bernard O'Rourke, Cornell; C—Charles Nourse, Harvard; B—Edward Coy, Yale; Frederick Tibbott, Princeton; William Hollenback,

Penn; Walter Steffen, Chicago; Ed Lange, Navy; Hamilton Corbett, Harvard.

1909

E—Adrian Regnier, Brown; John Kilpatrick, Yale; T—Hamilton Fish, Harvard; Henry Hobbs, Yale; G—Albert Benbrook, Michigan; Hamlin Andrus, Yale; C—Carroll Cooney, Yale; B—Edward Coy, Yale; John McGovern, Minnesota; Stephen Philbin, Yale; Wayland Minot, Harvard.

1910

E—John Kilpatrick, Yale; Stanfield Wells, Michigan; T—Robert McKay, Harvard; James Walker, Minnesota; G—Robert Fisher, Harvard; Albert Benbrook, Michigan; C—Ernest Cozens, Penn; B—E. LeRoy Mercer, Penn; Percy Wendell, Harvard; Earl Sprackling, Brown; Talbot Pendleton, Princeton.

1911

E—Douglass Bomeisler, Yale; Sanford White, Princeton; T—Edward Hart, Princeton; Leland Devore, Army; G—Robert Fisher, Harvard; Joseph Duff, Princeton; C—Henry Ketcham, Yale; B—Jim Thorpe, Carlisle; Percy Wendell, Harvard; Arthur Howe, Yale; Jack Dalton, Navy.

1912

E—Samuel Felton, Harvard; Douglass Bomeisler, Yale; T—Wesley Englehorn, Dartmouth; Robert Butler, Wisconsin; G—Stanley Pennock, Harvard; John Logan, Princeton; C—Henry Ketcham, Yale; B—Charles Brickley, Harvard; Jim Thorpe, Carlisle; George Crowther, Brown; E. LeRoy Mercer, Penn.

1913

E—Robert Hogsett, Dartmouth; Louis Merrillat, Army; T—Harold Ballin, Princeton; Nelson Talbott, Yale; Miller Pontius, Michigan; Harvey Hitchcock, Harvard; G—John Brown, Navy; Stanley Pennock, Harvard; Ray Keeler, Wisconsin; C—Paul Des Jardien, Chicago; B—Charles Brickley, Harvard; Edward Mahan, Harvard; Jim Craig, Michigan; Ellery Huntington, Colgate; Gus Dorais, Notre Dame.

1914

E—Huntington Hardwick, Harvard; John O'Hearn, Cornell; Perry Graves, Illinois; T—Harold Ballin, Princeton; Walter Trumbull, Harvard; G—Stanley Pennock, Harvard; Ralph Chapman, Illinois; Clarence Spears, Dartmouth; C—John McEwan, Army; B—John Maulbetsch, Michigan; Edward Mahan, Harvard; Charles Barrett, Cornell; John Spiegel, Wash. & Jeff.; Harry LeGore, Yale.

1915

E—Murray Shelton, Cornell; Guy Chamberlin, Nebraska; T—Joseph Gilman, Harvard; Howard Buck, Wisconsin; G—Clarence Spears, Dartmouth; Harold White, Syracuse; C—Robert Peck, Pittsburgh; B—Charles Barrett, Cornell; Edward Mahan, Harvard; Richard King, Harvard; Bart Macomber, Illinois; Eugene Mayer, Virginia; Neno Jerry DaPrato, Michigan St.

1916

E—Bert Baston, Minnesota; James Herron, Pittsburgh; T—Clarence Horning, Colgate; D. Belford West, Colgate; G—Clinton Black, Yale; Harrie Dadmun, Harvard; Frank Hogg, Princeton; C—Robert Peck, Pittsburgh; B—Elmer Oliphant, Army; Oscar Anderson, Colgate; Fritz Pollard, Brown; Charles Harley, Ohio St.

1917

E—Charles Bolen, Ohio St.; Paul Robeson, Rutgers; Henry Miller, Penn; T—Alfred Cobb, Syracuse; George Hauser, Minnesota; G—Dale Seis, Pittsburgh; John Sutherland, Pittsburgh; Eugene Neely, Dartmouth; C—Frank Ryzdewski, Notre Dame; B—Elmer Oliphant, Army; Ben Boynton, Williams; Everett Strupper, Georgia Tech; Charles Harley, Ohio St.

1918

E—Paul Robeson, Rutgers; Bill Fincher, Georgia Tech; T—Wilbur Henry, Wash. & Jeff.; Leonard Hilty, Pittsburgh; Lou Usher, Syracuse; Joe Guyon, Georgia Tech; G—Joe Alexander, Syracuse; Lyman Perry, Navy; C—Ashel Day, Georgia Tech; John Depler, Illinois; B—Frank Murrey, Princeton; Tom Davies, Pittsburgh; Wolcott Roberts, Navy; George McLaren, Pittsburgh.

1919

E—Bob Higgins, Penn St.; Henry Miller, Penn; Lester Belding, Iowa; T—Wilbur Henry, Wash. & Jeff.; D.

Belford West, Colgate; G—Joe Alexander, Syracuse; Adolph Youngsrom, Dartmouth; C—James Weaver, Centre; Charles Carpenter, Wisconsin; B—Charles Harley, Ohio St.; Ira Rodgers, West Virginia; Edward Casey, Harvard; Bo McMillin, Centre; Ben Boynton, Williams.

1920

E—Luke Urban, Boston College; Charles Carney, Illinois; Bill Fincher, Georgia Tech; T—Stan Keck, Princeton; Ralph Scott, Wisconsin; G—Tim Callahan, Yale; Tom Woods, Harvard; Iolas Huffman, Ohio St.; C—Herb Stein, Pittsburgh; B—George Gipp, Notre Dame; Donald Lourie, Princeton; Gaylord Stinchcomb, Ohio St.; Charles Way, Penn St.

1921

E—Brick Muller, California; Eddie Anderson, Notre Dame; T—Dan McMillan, California; Iolas Huffman, Ohio St.; G—Frank Schwab, Lafayette; John Brown, Harvard; Stan Keck, Princeton; C—Herb Stein, Pittsburgh; B—Aubrey Devine, Iowa; Glenn Killingner, Penn St.; Bo McMillin, Centre; Malcolm Aldrich, Yale; Edgar Kaw, Cornell.

1922

E—Brick Muller, California; Wendell Taylor, Navy; T—C. Herbert Treat, Princeton; John Thurman, Penn; G—Frank Schwab, Lafayette; Charles Hubbard, Harvard; James Garbisch, Army; B—Harry Kippe, Michigan; Gordon Locke, Iowa; John Thomas, Chicago; Edgar Kaw, Cornell.

1923

E—Pete McRae, Syracuse; Ray Ecklund, Minnesota; Lynn Bomar, Vanderbilt; T—Century Milstead, Yale; Marty Below, Wisconsin; G—Charles Hubbard, Harvard; James McMillen, Illinois; C—Jack Blott, Michigan; B—George Pfann, Cornell; Red Grange, Illinois; William Mallory, Yale; Harry Wilson, Penn St.

Beginning in 1924, unanimous selections are indicated by ().*

1924

E—Jim Lawson, Stanford, 5-11, 190, Long Beach, Calif.; (tie) E—Dick Luman, Yale, 6-1, 176, Pinedale, Wyo.; Henry Wakefield, Vanderbilt, 5-10, 160, Pethersburg, Tenn.; T—Ed McGinley, Penn, 5-11, 185, Swarthmore, Pa.; T—Ed Weir, Nebraska, 6-1, 194, Superior, Neb.; G—Joe Pondelik, Chicago, 5-11, 215, Cicero, Ill.; G—Carl Diehl, Dartmouth, 6-1, 205, Chicago, Ill.; C—Edwin Horrell, California, 5-11, 185, Pasadena, Calif.; B—*Red Grange, Illinois, 5-10, 170, Wheaton, Ill.; B—Harry Stuhldreher, Notre Dame, 5-7, 151, Massillon, Ohio; B—Jimmy Crowley, Notre Dame, 5-11, 162, Green Bay, Wis.; B—Elmer Layden, Notre Dame, 6-0, 162, Davenport, Iowa.

1925

E—Bennie Oosterbaan, Michigan, 6-0, 180, Muskegon, Mich.; E—George Tully, Dartmouth, 5-10, 175, Orange, N.J.; T—*Ed Weir, Nebraska, 6-1, 194, Superior, Neb.; T—Ralph Chase, Pittsburgh, 6-3, 202, Easton, Pa.; G—Carl Diehl, Dartmouth, 6-1, 205, Chicago, Ill.; G—Ed Hess, Ohio St., 6-1, 190, Cincinnati, Ohio; C—Ed McMillan, Princeton, 6-0, 208, Pittsburgh, Pa.; B—*Andy Oberlander, Dartmouth, 6-0, 197, Everett, Mass.; B—Red Grange, Illinois, 5-10, 170, Wheaton, Ill.; B—Ernie Nevers, Stanford, 6-0, 200, Superior, Wis.; (tie) B—Benny Friedman, Michigan, 5-8, 170, Cleveland, Ohio; George Wilson, Washington, 5-11, 190, Everett, Wash.

1926

E—Bennie Oosterbaan, Michigan, 6-0, 186, Muskegon, Mich.; E—Vic Hanson, Syracuse, 5-10, 174, Syracuse, N.Y.; T—*Frank Wicksthor, Navy, 6-0, 218, Oak Park, Ill.; T—Bud Sprague, Army, 6-2, 210, Dallas, Texas; G—Harry Connaughton, Georgetown, 6-2, 275, Philadelphia, Pa.; G—Bernie Shively, Illinois, 6-4, 208, Oliver, Ill.; C—Bud Boeringer, Notre Dame, 6-1, 186, St. Paul, Minn.; B—Benny Friedman, Michigan, 5-8, 172, Cleveland, Ohio; B—Mort Kaer, Southern California, 5-11, 167, Red Bluff, Calif.; B—Ralph Baker, Northwestern, 5-10, 172, Rockford, Ill.; B—Herb Joesting, Minnesota, 6-1, 192, Owatonna, Minn.

1927

E—*Bennie Oosterbaan, Michigan, 6-0, 186, Muskegon, Mich.; E—Tom Nash, Georgia, 6-3, 200, Washington, Ga.; T—Jesse Hibbs, Southern California, 5-11, 185, Glendale, Calif.; T—Ed Hake, Penn, 6-0, 190, Philadelphia, Pa.; G—Bill Webster, Yale, 6-0, 200,

Shelton, Conn.; G—John Smith, Notre Dame, 5-9, 164, Hartford, Conn.; (tie) C—Larry Bettencourt, St. Mary's (Cal.), 5-10, 187, Centerville, Calif.; John Charlesworth, Yale, 5-11, 198, North Adams, Mass.; B—*Gibby Welch, Pittsburgh, 5-11, 170, Parkersburg, W. Va.; B—Morley Drury, Southern California, 6-0, 185, Long Beach, Calif.; B—Red Cagle, Army, 5-9, 167, Merryville, La.; B—Herb Joesting, Minnesota, 6-1, 192, Owatonna, Minn.

1928

E—Irv Phillips, California, 6-1, 188, Salinas, Calif.; E—Wes Fesler, Ohio St., 6-0, 173, Youngstown, Ohio; T—Otto Pommerening, Michigan, 6-0, 178, Ann Arbor, Mich.; T—Mike Getto, Pittsburgh, 6-2, 198, Jeannette, Pa.; G—Seraphim Post, Stanford, 6-0, 190, Berkeley, Calif.; (tie) G—Don Robesky, Stanford, 5-11, 198, Bakersfield, Calif.; Edward Burke, Navy, 6-0, 180, Larksville, Pa.; C—Pete Pund, Georgia Tech, 6-0, 195, Augusta, Ga.; B—*Red Cagle, Army, 5-9, 167, Merryville, La.; B—Paul Scull, Penn, 5-8, 187, Bala, Pa.; (tie) B—Ken Strong, New York U., 6-0, 201, West Haven, Conn.; Howard Harpster, Carnegie Mellon, 6-1, 160, Akron, Ohio; B—Charles Carroll, Washington, 6-0, 190, Seattle, Wash.

1929

E—*Joe Donchess, Pittsburgh, 6-0, 175, Youngstown, Ohio; E—Wes Fesler, Ohio St., 6-0, 183, Youngstown, Ohio; T—Bronko Nagurski, Minnesota, 6-2, 217, International Falls, Minn.; T—Elmer Sleight, Purdue, 6-2, 193, Morris, Ill.; G—Jack Cannon, Notre Dame, 5-11, 193, Columbus, Ohio; G—Ray Montgomery, Pittsburgh, 6-1, 188, Wheeling, W.Va.; C—Ben Ticknor, Harvard, 6-2, 193, New York, N.Y.; B—*Frank Carideo, Notre Dame, 5-7, 175, Mount Vernon, N.Y.; B—Ralph Welch, Purdue, 6-1, 189, Whitesboro, Texas; B—Red Cagle, Army, 5-9, 167, Merryville, La.; B—Gene McEver, Tennessee, 5-10, 185, Bristol, Va.

1930

E—*Wes Fesler, Ohio St., 6-0, 185, Youngstown, Ohio; E—Frank Baker, Northwestern, 6-2, 175, Cedar Rapids, Iowa; T—*Fred Sington, Alabama, 6-2, 215, Birmingham, Ala.; T—Milo Lubratovich, Wisconsin, 6-2, 216, Duluth, Minn.; G—Ted Beckett, California, 6-1, 190, Oroville, Calif.; G—Barton Koch, Baylor, 5-10, 195, Temple, Texas; C—*Ben Ticknor, Harvard, 6-2, 193, New York, N.Y.; B—*Frank Carideo, Notre Dame, 5-7, 175, Mount Vernon, N.Y.; B—Marchy Schwartz, Notre Dame, 5-11, 172, Bay St. Louis, Miss.; B—Erny Pinckert, Southern California, 6-0, 189, San Bernardino, Calif.; B—Leonard Macaluso, Colgate, 6-2, 210, East Aurora, N.Y.

1931

E—*Jerry Dalrymple, Tulane, 5-10, 175, Arkadelphia, Ark.; E—Vernon Smith, Georgia, 6-2, 190, Macon, Ga.; T—Jesse Quate, Pittsburgh, 5-8, 198, Greensburg, Pa.; (tie) T—Jack Riley, Northwestern, 6-2, 218, Wilmette, Ill.; Dallas Marvel, Northwestern, 6-3, 227, Laurel, Del.; G—Biggie Munn, Minnesota, 5-10, 217, Minneapolis, Minn.; G—John Baker, Southern California, 5-10, 185, Kingsburg, Calif.; C—Tommy Yarr, Notre Dame, 5-11, 197, Chiacumac, Wash.; B—Gus Shaver, Southern California, 5-11, 185, Covina, Calif.; B—Marchy Schwartz, Notre Dame, 5-11, 178, Bay St. Louis, Miss.; B—Pug Rentner, Northwestern, 6-1, 185, Joliet, Ill.; B—Barry Wood, Harvard, 6-1, 173, Milton, Mass.

1932

E—*Paul Moss, Purdue, 6-2, 185, Terre Haute, Ind.; E—Joe Skladany, Pittsburgh, 5-10, 185, Larksville, Pa.; T—*Joe Kurth, Notre Dame, 6-2, 204, Madison, Wis.; T—*Ernie Smith, Southern California, 6-2, 215, Los Angeles, Calif.; G—Milt Summerfelt, Army, 6-0, 181, Benton Harbor, Mich.; G—Bill Corbus, Stanford, 5-11, 188, Vallejo, Calif.; C—Pete Gracey, Vanderbilt, 6-0, 188, Franklin, Tenn.; B—*Harry Newman, Michigan, 5-7, 175, Detroit, Mich.; B—*Warren Heller, Pittsburgh, 6-0, 170, Steelton, Pa.; B—Don Zimmerman, Tulane, 5-10, 190, Lake Charles, La.; B—Jimmy Hitchcock, Auburn, 5-11, 172, Union Springs, Ala.

1933

E—Joe Skladany, Pittsburgh, 5-10, 190, Larksville, Pa.; E—Paul Geisler, Centenary (La.), 6-2, 189, Berwick, La.; T—Fred Crawford, Duke, 6-2, 195, Waynesville, N.C.; T—Francis Wistert, Michigan, 6-3, 212, Chicago, Ill.; G—Bill Corbus, Stanford, 5-11, 195, Vallejo, Calif.; G—Aaron Rosenberg, Southern California, 6-0, 210, Los Angeles, Calif.; C—*Chuck Bernard, Michigan, 6-2,

215, Benton Harbor, Mich.; B—*Cotton Warburton, Southern California, 5-7, 147, San Diego, Calif.; B—George Sauer, Nebraska, 6-2, 195, Lincoln, Neb.; B—Beattie Feathers, Tennessee, 5-10, 180, Bristol, Va.; B—Duane Purvis, Purdue, 6-1, 190, Mattoon, Ill.

1934

E—Don Hutson, Alabama, 6-1, 185, Pine Bluff, Ark.; E—Frank Larson, Minnesota, 6-3, 190, Duluth, Minn.; T—Bill Lee, Alabama, 6-2, 225, Eutaw, Ala.; T—Bob Reynolds, Stanford, 6-4, 220, Okmulgee, Okla.; G—Chuck Hartwig, Pittsburgh, 6-0, 190, Benwood, W.Va.; G—Bill Bevan, Minnesota, 5-11, 194, St. Paul, Minn.; (tie) C—Jack Robinson, Notre Dame, 6-3, 195, Huntington, N.Y.; Darrell Lester, TCU, 6-4, 218, Jacksboro, Texas; George Shotwell, Pittsburgh; B—Bobby Grayson, Stanford, 5-11, 186, Portland, Ore.; B—Pug Lund, Minnesota, 5-11, 185, Rice Lake, Wis.; B—Dixie Howell, Alabama, 5-10, 164, Hartford, Ala.; B—Fred Borries, Navy, 6-0, 175, Louisville, Ky.

1935

E—Wayne Millner, Notre Dame, 6-0, 184, Salem, Mass.; (tie) E—James Minscrip, Stanford, 6-0, 186, Adena, Ohio; Gaynell Tinsley, LSU, 6-0, 188, Homer, La.; T—Ed Widseth, Minnesota, 6-2, 220, McIntosh, Minn.; T—Larry Lutz, California, 6-0, 201, Santa Ana, Calif.; G—John Weller, Princeton, 6-0, 195, Wynnewood, Pa.; (tie) G—Sidney Wagner, Michigan St., 5-11, 186, Lansing, Mich.; J.C. Wetsel, SMU, 5-10, 185, Dallas, Texas; (tie) C—Gomer Jones, Ohio St., 5-8, 210, Cleveland, Ohio; Darrell Lester, TCU, 6-4, 218, Jacksboro, Texas; B—*Jay Berwanger, Chicago, 6-0, 195, Dubuque, Iowa; B—*Bobby Grayson, Stanford, 5-11, 190, Portland, Ore.; B—Bobby Wilson, SMU, 5-10, 147, Corsicana, Texas; B—Riley Smith, Alabama, 6-1, 195, Columbus, Miss.

1936

E—*Larry Kelley, Yale, 6-1, 190, Williamsport, Pa.; E—*Gaynell Tinsley, LSU, 6-0, 196, Homer, La.; T—*Ed Widseth, Minnesota, 6-2, 220, McIntosh, Minn.; T—Averell Daniell, Pittsburgh, 6-3, 200, Mt. Lebanon, Pa.; G—Steve Reid, Northwestern, 5-9, 192, Chicago, Ill.; G—Max Starcevic, Washington, 5-10, 198, Duluth, Minn.; (tie) C—Alex Wojciechowicz, Fordham, 6-0, 192, South River, N.J.; Mike Basrak, Duquesne, 6-1, 210, Bellaire, Ohio; B—Sammy Baugh, TCU, 6-2, 180, Sweetwater, Texas; B—Ace Parker, Duke, 5-11, 175, Portsmouth, Va.; B—Ray Buivid, Marquette, 6-1, 193, Port Washington, Wis.; B—Sam Francis, Nebraska, 6-1, 207, Oberlin, Kan.

1937

E—Chuck Sweeney, Notre Dame, 6-0, 190, Bloomington, Ill.; E—Andy Bershak, North Carolina, 6-0, 190, Clairton, Pa.; T—Ed Franco, Fordham, 5-8, 196, Jersey City, N.J.; T—Tony Matisi, Pittsburgh, 6-0, 224, Endicott, N.Y.; G—Joe Routt, Texas A&M, 6-0, 193, Chappel Hill, Texas; G—Leroy Monsky, Alabama, 6-0, 198, Montgomery, Ala.; C—Alex Wojciechowicz, Fordham, 6-0, 196, South River, N.J.; B—*Clint Frank, Yale, 5-10, 190, Evanston, Ill.; B—Marshall Goldberg, Pittsburgh, 5-11, 185, Elkins, W.Va.; B—Byron "Whizzer" White, Colorado, 6-1, 185, Wellington, Colo.; B—Sam Chapman, California, 6-0, 190, Tiburon, Calif.

1938

E—Waddy Young, Oklahoma, 6-2, 203, Ponca City, Okla.; (tie) E—Brud Holland, Cornell, 6-1, 205, Auburn, N.Y.; Bowden Wyatt, Tennessee, 6-1, 190, Kingston, Tenn.; T—*Ed Beinor, Notre Dame, 6-2, 207, Harvey, Ill.; T—Alvord Wolf, Santa Clara, 6-2, 220, San Francisco, Calif.; G—*Ralph Heikinen, Michigan, 5-10, 185, Ramsey, Mich.; G—Ed Bock, Iowa St., 6-0, 202, Fort Dodge, Iowa; C—Ki Aldrich, TCU, 5-11, 195, Temple, Texas; B—*Davey O'Brien, TCU, 5-7, 150, Dallas, Texas; B—*Marshall Goldberg, Pittsburgh, 6-0, 190, Elkins, W.Va.; B—Bob MacLeod, Dartmouth, 6-0, 190, Glen Ellyn, Ill.; B—Vic Bottari, California, 5-9, 182, Vallejo, Calif.

1939

E—Esco Sarkkinen, Ohio St., 6-0, 192, Fairport Harbor, Ohio; E—Ken Kavanaugh, LSU, 6-3, 203, Little Rock, Ark.; T—Nick Drahos, Cornell, 6-3, 200, Cedarhurst, N.Y.; T—Harley McCollum, Tulane, 6-4, 235, Wagoner, Okla.; G—*Harry Smith, Southern California, 5-11, 218, Ontario, Calif.; G—Ed Molinski, Tennessee, 5-10, 190, Massillon, Ohio; C—John Schiechl, Santa Clara, 6-2, 220, San Francisco, Calif.; B—Nile Kinnick, Iowa, 5-8,

167, Omaha, Neb.; B—Tom Harmon, Michigan, 6-0, 195, Gary, Ind.; B—John Kimbrough, Texas A&M, 6-2, 210, Haskell, Texas; B—George Cafego, Tennessee, 6-0, 174, Scarbro, W.Va.

1940

E—Gene Goodreault, Boston College, 5-10, 184, Haverhill, Mass.; E—Dave Rankin, Purdue, 6-1, 190, Warsaw, Ind.; T—Nick Drahos, Cornell, 6-3, 212, Cedarhurst, N.Y.; (tie) T—Alf Bauman, Northwestern, 6-1, 210, Chicago, Ill.; Urban Odson, Minnesota, 6-3, 247, Clark, S.D.; G—*Bob Suffridge, Tennessee, 6-0, 190, Knoxville, Tenn.; G—Marshall Robnett, Texas A&M, 6-1, 205, Klondike, Texas; C—Rudy Mucha, Washington, 6-2, 210, Chicago, Ill.; B—*Tom Harmon, Michigan, 6-0, 195, Gary, Ind.; B—*John Kimbrough, Texas A&M, 6-2, 221, Haskell, Texas; B—Frank Albert, Stanford, 5-9, 170, Glendale, Calif.; B—George Franck, Minnesota, 6-0, 175, Davenport, Iowa.

1941

E—Holt Rast, Alabama, 6-1, 185, Birmingham, Ala.; E—Bob Dove, Notre Dame, 6-2, 195, Youngstown, Ohio; T—Dick Wildung, Minnesota, 6-0, 210, Luverne, Minn.; T—Ernie Bealand, Tulane, 6-3, 245, Keighley, Kan.; G—*Endicott Peabody, Harvard, 6-0, 181, Syracuse, N.Y.; G—Ray Frankowski, Washington, 5-10, 210, Hammond, Ind.; C—Darold Jenkins, Missouri, 6-0, 195, Higginsville, Mo.; B—Bob Westfall, Michigan, 5-8, 190, Ann Arbor, Mich.; B—Bruce Smith, Minnesota, 6-0, 193, Faribault, Minn.; B—Frank Albert, Stanford, 5-9, 173, Glendale, Calif.; (tie) B—Bill Dudley, Virginia, 5-10, 175, Bluefield, Va.; Frank Sinkwich, Georgia, 5-8, 180, Youngstown, Ohio.

1942

E—*Dave Schreiner, Wisconsin, 6-2, 198, Lancaster, Wis.; E—Bob Dove, Notre Dame, 6-2, 195, Youngstown, Ohio; T—Dick Wildung, Minnesota, 6-0, 215, Luverne, Minn.; T—Albert Wistert, Michigan, 6-2, 205, Chicago, Ill.; G—Chuck Taylor, Stanford, 5-11, 200, San Jose, Calif.; (tie) G—Harvey Hardy, Georgia Tech, 5-10, 185, Thomaston, Ga.; Julie Franks, Michigan, 6-0, 187, Hamtramck, Mich.; C—Joe Domnanovich, Alabama, 6-1, 200, South Bend, Ind.; B—*Frank Sinkwich, Georgia, 5-8, 185, Youngstown, Ohio; B—Paul Governali, Columbia, 5-11, 186, New York, N.Y.; B—Mike Holovak, Boston College, 6-2, 214, Lansford, Pa.; B—Billy Hillenbrand, Indiana, 6-0, 195, Evansville, Ind.

1943

E—Ralph Heywood, Southern California, 6-2, 195, Huntington Park, Calif.; E—John Yonakor, Notre Dame, 6-4, 220, Dorchester, Mass.; T—Jim White, Notre Dame, 6-2, 210, Edgewater, N.J.; T—Don Whitmire, Navy, 5-11, 215, Decatur, Ala.; G—Alex Agase, Purdue, 5-10, 190, Evanston, Ill.; G—Pat Filley, Notre Dame, 5-8, 175, South Bend, Ind.; C—*Casimir Myslinski, Army, 5-11, 186, Steubenville, Ohio; B—*Bill Daley, Michigan, 6-2, 206, St. Cloud, Minn.; B—Angelo Bertelli, Notre Dame, 6-1, 173, West Springfield, Mass.; B—Creighton Miller, Notre Dame, 6-0, 185, Wilmington, Del.; B—Bob Odell, Penn, 5-11, 182, Sioux City, Iowa.

1944

E—Phil Tinsley, Georgia Tech, 6-1, 188, Bessemer, Ala.; (tie) E—Paul Walker, Yale, 6-3, 203, Oak Park, Ill.; Jack Dugger, Ohio St., 6-3, 210, Canton, Ohio; T—*Don Whitmire, Navy, 5-11, 215, Decatur, Ala.; T—John Ferraro, Southern California, 6-3, 235, Maywood, Calif.; G—Bill Hackett, Ohio St., 5-9, 191, London, Ohio; G—Ben Chase, Navy, 6-1, 195, San Diego, Calif.; C—John Tavener, Indiana, 6-0, 220, Granville, Ohio; B—*Les Horvath, Ohio St., 5-10, 167, Parma, Ohio; B—Glenn Davis, Army, 5-9, 170, Claremont, Calif.; B—Doc Blanchard, Army, 6-0, 205, Bishopville, S.C.; B—Bob Jenkins, Navy, 6-1, 195, Talladega, Ala.

1945

E—Dick Duden, Navy, 6-2, 203, New York, N.Y.; (tie) E—Hubert Bechtol, Texas, 6-2, 190, Lubbock, Texas; Bob Ravensberg, Indiana, 6-1, 180, Bellevue, Ky.; Max Morris, Northwestern, 6-2, 195, West Frankfort, Ill.; T—Tex Coulter, Army, 6-3, 220, Fort Worth, Texas; T—George Savitsky, Penn, 6-3, 250, Camden, N.J.; G—*Warren Amling, Ohio St., 6-0, 197, Pana, Ill.; G—John Green, Army, 5-11, 190, Shelbyville, Ky.; C—Vaughn Mancha, Alabama, 6-0, 235, Birmingham, Ala.; B—*Glenn Davis, Army, 5-9, 170, Claremont, Calif.; B—*Doc Blanchard, Army, 6-0, 205, Bishopville, S.C.; B—*Herman Wedemeyer, St. Mary's (Cal.), 5-10, 173,

Honolulu, Hawaii; B—Bob Fenimore, Oklahoma St., 6-2, 188, Woodward, Okla.

1946

E—*Burr Baldwin, UCLA, 6-1, 196, Bakersfield, Calif.; (tie) E—Hubert Bechtol, Texas, 6-2, 201, Lubbock, Texas; Hank Foldberg, Army, 6-1, 200, Dallas, Texas; T—George Connor, Notre Dame, 6-3, 225, Chicago, Ill.; (tie) T—Warren Amling, Ohio St., 6-0, 197, Pana, Ill.; Dick Huffman, Tennessee, 6-2, 230, Charleston, W.Va.; G—Alex Agase, Illinois, 5-10, 191, Evanston, Ill.; G—Weldon Humble, Rice, 6-1, 214, San Antonio, Texas; C—Paul Duke, Georgia Tech, 6-1, 210, Atlanta, Ga.; B—*John Lujack, Notre Dame, 6-0, 180, Connellsville, Pa.; B—*Charley Trippi, Georgia, 5-11, 185, Pittston, Pa.; B—*Glenn Davis, Army, 5-9, 170, Claremont, Calif.; B—*Doc Blanchard, Army, 6-0, 205, Bishopville, S.C.

1947

E—Paul Cleary, Southern California, 6-1, 195, Santa Ana, Calif.; E—Bill Swiacki, Columbia, 6-2, 198, Southbridge, Mass.; T—Bob Davis, Georgia Tech, 6-4, 220, Columbus, Ga.; T—George Connor, Notre Dame, 6-3, 225, Chicago, Ill.; G—Joe Steffy, Army, 5-11, 190, Chattanooga, Tenn.; G—Bill Fischer, Notre Dame, 6-2, 230, Chicago, Ill.; C—Chuck Bednarik, Penn, 6-3, 220, Bethlehem, Pa.; B—*John Lujack, Notre Dame, 6-0, 180, Connellsville, Pa.; B—*Bob Chappuis, Michigan, 6-0, 180, Toledo, Ohio; B—Doak Walker, SMU, 5-11, 170, Dallas, Texas; (tie) B—Charley Conerly, Mississippi, 6-0, 184, Clarksdale, Miss.; Bobby Layne, Texas, 6-0, 191, Dallas, Texas.

1948

E—Dick Rifenburg, Michigan, 6-3, 197, Saginaw, Mich.; E—Leon Hart, Notre Dame, 6-4, 225, Turtle Creek, Pa.; T—Leo Nomellini, Minnesota, 6-2, 248, Chicago, Ill.; T—Alvin Wistert, Michigan, 6-3, 218, Chicago, Ill.; G—Buddy Burris, Oklahoma, 5-11, 214, Muskogee, Okla.; G—Bill Fischer, Notre Dame, 6-2, 233, Chicago, Ill.; C—Chuck Bednarik, Penn, 6-3, 220, Bethlehem, Pa.; B—*Doak Walker, SMU, 5-11, 168, Dallas, Texas; B—Charlie Justice, North Carolina, 5-10, 165, Asheville, N.C.; B—Jackie Jensen, California, 5-11, 195, Oakland, Calif.; (tie) B—Emil Sitko, Notre Dame, 5-8, 180, Fort Wayne, Ind.; Clyde Scott, Arkansas, 6-0, 175, Snackover, Ark.

1949

E—*Leon Hart, Notre Dame, 6-5, 260, Turtle Creek, Pa.; E—James Williams, Rice, 6-0, 197, Waco, Texas; T—Leo Nomellini, Minnesota, 6-2, 255, Chicago, Ill.; T—Alvin Wistert, Michigan, 6-3, 223, Chicago, Ill.; G—*Rod Franz, California, 6-1, 198, San Francisco, Calif.; G—Ed Bagdon, Michigan St., 5-10, 200, Dearborn, Mich.; C—*Clayton Tonemaker, Minnesota, 6-3, 240, Minneapolis, Minn.; B—*Emil Sitko, Notre Dame, 5-8, 180, Fort Wayne, Ind.; B—Doak Walker, SMU, 5-11, 170, Dallas, Texas; B—Arnold Galiffa, Army, 6-2, 190, Donora, Pa.; B—Bob Williams, Notre Dame, 6-1, 180, Baltimore, Md.

1950

E—*Dan Foldberg, Army, 6-1, 185, Dallas, Texas; E—Bill McCall, Stanford, 6-4, 225, San Diego, Calif.; T—Bob Gain, Kentucky, 6-3, 230, Weirton, W.Va.; T—Jim Weatherall, Oklahoma, 6-4, 220, White Deer, Texas; G—Bud McFadin, Texas, 6-3, 225, Iraan, Texas; G—Les Richter, California, 6-2, 220, Fresno, Calif.; C—Jerry Groom, Notre Dame, 6-3, 215, Des Moines, Iowa; B—*Vic Janowicz, Ohio St., 5-9, 189, Elyria, Ohio; B—Kyle Rote, SMU, 6-0, 190, San Antonio, Texas; B—Babe Parilli, Kentucky, 6-1, 183, Rochester, Pa.; B—Leon Heath, Oklahoma, 6-1, 195, Hollis, Okla.

1951

E—*Bill McCall, Stanford, 6-4, 225, San Diego, Calif.; E—Bob Carey, Michigan St., 6-5, 215, Charlevoix, Mich.; T—*Don Coleman, Michigan St., 5-10, 185, Flint, Mich.; T—*Jim Weatherall, Oklahoma, 6-4, 230, White Deer, Texas; G—*Bob Ward, Maryland, 5-10, 185, Elizabeth, N.J.; G—Les Richter, California, 6-2, 230, Fresno, Calif.; C—Dick Hightower, SMU, 6-1, 215, Tyler, Texas; B—*Dick Kazmaier, Princeton, 5-11, 171, Maumee, Ohio; B—*Hank Lauricella, Tennessee, 5-10, 169, New Orleans, La.; B—Babe Parilli, Kentucky, 6-1, 188, Rochester, Pa.; B—Johnny Karras, Illinois, 5-11, 171, Argo, Ill.

1952

E—Frank McPhee, Princeton, 6-3, 203, Youngstown, Ohio; E—Bernie Flowers, Purdue, 6-1, 189, Erie, Pa.; T—

Dick Modzelewski, Maryland, 6-0, 235, West Natrona, Pa.; T—Hal Miller, Georgia Tech, 6-4, 235, Kingsport, Tenn.; G—John Michels, Tennessee, 5-10, 195, Philadelphia, Pa.; G—Elmer Wilhoite, Southern California, 6-2, 216, Winton, Calif.; C—Donn Moomaw, UCLA, 6-4, 220, Santa Ana, Calif.; B—*Jack Scarbath, Maryland, 6-1, 190, Baltimore, Md.; B—*Johnny Lattner, Notre Dame, 6-1, 190, Chicago, Ill.; B—Billy Vessels, Oklahoma, 6-0, 185, Cleveland, Okla.; B—Jim Sears, Southern California, 5-9, 167, Inglewood, Calif.

1953

E—Don Dohoney, Michigan St., 6-1, 193, Ann Arbor, Mich.; E—Carlton Massey, Texas, 6-4, 210, Rockwall, Texas; T—*Stan Jones, Maryland, 6-0, 235, Lemoyne, Pa.; T—Art Hunter, Notre Dame, 6-2, 226, Akron, Ohio; G—J.D. Roberts, Oklahoma, 5-10, 210, Dallas, Texas; G—Crawford Mims, Mississippi, 5-10, 200, Greenwood, Miss.; C—Larry Morris, Georgia Tech, 6-0, 205, Decatur, Ga.; B—*Johnny Lattner, Notre Dame, 6-1, 190, Chicago, Ill.; B—*Paul Giel, Minnesota, 5-11, 185, Winona, Minn.; B—Paul Cameron, UCLA, 6-0, 185, Burbank, Calif.; B—J.C. Caroline, Illinois, 6-0, 184, Columbia, S.C.

1954

E—Max Boydston, Oklahoma, 6-2, 207, Muskogee, Okla.; E—Ron Beagle, Navy, 6-0, 185, Covington, Ky.; T—Jack Ellena, UCLA, 6-3, 214, Susanville, Calif.; T—Sid Fournet, LSU, 5-11, 225, Baton Rouge, La.; G—*Bud Brooks, Arkansas, 5-11, 200, Wynne, Ark.; G—Calvin Jones, Iowa, 6-0, 200, Steubenville, Ohio; C—Kurt Burris, Oklahoma, 6-1, 209, Muskogee, Okla.; B—*Ralph Guglielmi, Notre Dame, 6-0, 185, Columbus, Ohio; B—*Howard Cassidy, Ohio St., 5-10, 177, Columbus, Ohio; B—*Alan Ameche, Wisconsin, 6-0, 215, Kenosha, Wis.; B—Dicky Maegle, Rice, 6-0, 175, Taylor, Texas.

1955

E—*Ron Beagle, Navy, 6-0, 186, Covington, Ky.; E—Ron Kramer, Michigan, 6-3, 218, East Detroit, Mich.; T—Norman Masters, Michigan St., 6-2, 225, Detroit, Mich.; T—Bruce Bosley, West Virginia, 6-2, 225, Green Bank, W.Va.; G—Bo Bolinger, Oklahoma, 5-10, 206, Muskogee, Okla.; (tie) G—Calvin Jones, Iowa, 6-0, 213, Steubenville, Ohio; Hardiman Cureton, UCLA, 6-0, 220, Duarte, Calif.; C—*Bob Pellegrini, Maryland, 6-2, 225, Yatesboro, Pa.; B—*Howard Cassidy, Ohio St., 5-10, 172, Columbus, Ohio; B—*Jim Swink, TCU, 6-1, 180, Rusk, Texas; B—Earl Morrall, Michigan St., 6-1, 180, Muskegon, Mich.; B—Paul Hornung, Notre Dame, 6-2, 205, Louisville, Ky.

1956

E—*Joe Walton, Pittsburgh, 5-11, 205, Beaver Falls, Pa.; E—*Ron Kramer, Michigan, 6-3, 220, East Detroit, Mich.; T—John Witte, Oregon St., 6-2, 232, Klamath Falls, Ore.; T—Lou Michaels, Kentucky, 6-2, 229, Swoyersville, Pa.; G—*Jim Parker, Ohio St., 6-2, 251, Toledo, Ohio; G—*Bill Glass, Baylor, 6-4, 220, Corpus Christi, Texas; C—*Jerry Tubbs, Oklahoma, 6-2, 205, Breckenridge, Texas; B—*Jim Brown, Syracuse, 6-2, 212, Manhasset, N.Y.; B—*John Majors, Tennessee, 5-10, 162, Huntland, Tenn.; B—Tommy McDonald, Oklahoma, 5-9, 169, Albuquerque, N.M.; B—John Brodie, Stanford, 6-1, 190, Oakland, Calif.

1957

E—*Jimmy Phillips, Auburn, 6-2, 205, Alexander City, Ala.; E—Dick Wallen, UCLA, 6-0, 185, Alhambra, Calif.; T—Lou Michaels, Kentucky, 6-2, 235, Swoyersville, Pa.; T—Alex Karras, Iowa, 6-2, 233, Gary, Ind.; G—Bill Krisher, Oklahoma, 6-1, 213, Midwest City, Okla.; G—Al Ecuyer, Notre Dame, 5-10, 190, New Orleans, La.; C—Dan Currie, Michigan St., 6-3, 225, Detroit, Mich.; B—*John David Crow, Texas A&M, 6-2, 214, Springhill, La.; B—Walt Kowalczyk, Michigan St., 6-0, 205, Westfield, Mass.; B—Bob Anderson, Army, 6-2, 200, Cocoa, Fla.; B—Clendon Thomas, Oklahoma, 6-2, 188, Oklahoma City, Okla.

1958

E—Buddy Dial, Rice, 6-1, 185, Magnolia, Texas; E—Sam Williams, Michigan St., 6-5, 225, Dansville, Mich.; T—Ted Bates, Oregon St., 6-2, 215, Los Angeles, Calif.; T—Brock Strom, Air Force, 6-0, 217, Ironwood, Mich.; G—John Guzik, Pittsburgh, 6-3, 223, Lawrence, Pa.; (tie) G—Zeke Smith, Auburn, 6-2, 210, Uniontown, Ala.; George Deiderich, Vanderbilt, 6-1, 198, Toronto, Ohio; C—Bob Harrison, Oklahoma, 6-2, 206, Stamford, Texas; B—

*Randy Duncan, Iowa, 6-0, 180, Des Moines, Iowa; B—
*Pete Dawkins, Army, 6-1, 197, Royal Oak, Mich.; B—
*Billy Cannon, LSU, 6-1, 200, Baton Rouge, La.; B—Bob
White, Ohio St., 6-2, 212, Covington, Ky.

1959

E—Bill Carpenter, Army, 6-2, 210, Springfield, Pa.; E—
Monty Stickles, Notre Dame, 6-4, 225, Poughkeepsie,
N.Y.; T—*Dan Lanphear, Wisconsin, 6-2, 214, Madison,
Wis.; T—Don Floyd, TCU, 6-3, 215, Midlothian, Texas;
G—*Roger Davis, Syracuse, 6-2, 228, Solon, Ohio; G—
Bill Burrell, Illinois, 6-0, 210, Chebanse, Ill.; C—Maxie
Baughan, Georgia Tech, 6-1, 212, Bessemer, Ala.; B—
Richie Lucas, Penn St., 6-1, 185, Glassport, Pa.; B—Billy
Cannon, LSU, 6-1, 208, Baton Rouge, La.; B—Charlie
Flowers, Mississippi, 6-0, 198, Marianna, Ark.; B—Ron
Burton, Northwestern, 5-9, 185, Springfield, Ohio.

1960

E—*Mike Ditka, Pittsburgh, 6-3, 215, Aliquippa, Pa.; E—
*Danny LaRose, Missouri, 6-4, 220, Crystal City, Mo.;
T—*Bob Lilly, TCU, 6-5, 250, Throckmorton, Texas; T—
Ken Rice, Auburn, 6-3, 250, Bainbridge, Ga.; G—*Tom
Brown, Minnesota, 6-0, 225, Minneapolis, Minn.; G—
Joe Romig, Colorado, 5-10, 197, Lakewood, Colo.; C—
E.J. Holub, Texas Tech, 6-4, 215, Lubbock, Texas; B—
*Jake Gibbs, Mississippi, 6-0, 185, Grenada, Miss.; B—
*Joe Bellino, Navy, 5-9, 181, Winchester, Mass.; B—
*Bob Ferguson, Ohio St., 6-0, 217, Troy, Ohio; B—Ernie
Davis, Syracuse, 6-2, 205, Elmira, N.Y.

1961

E—Gary Collins, Maryland, 6-3, 205, Williamstown, Pa.;
E—Bill Miller, Miami (Fla.), 6-0, 188, McKeesport, Pa.;
T—*Billy Neighbors, Alabama, 5-11, 229, Tuscaloosa,
Ala.; T—Merlin Olsen, Utah St., 6-5, 265, Logan, Utah;
G—*Roy Winston, LSU, 6-1, 225, Baton Rouge, La.; G—
Joe Romig, Colorado, 5-10, 199, Lakewood, Colo.; C—
Alex Kroll, Rutgers, 6-2, 228, Leechburg, Pa.; B—*Ernie
Davis, Syracuse, 6-2, 210, Elmira, N.Y.; B—*Bob
Ferguson, Ohio St., 6-0, 217, Troy, Ohio; B—*Jimmy
Saxton, Texas, 5-11, 160, Palestine, Texas; B—Sandy
Stephens, Minnesota, 6-0, 215, Uniontown, Pa.

1962

E—Hal Bedsole, Southern California, 6-5, 225,
Northridge, Calif.; E—Pat Richter, Wisconsin, 6-5, 229,
Madison, Wis.; T—*Bobby Bell, Minnesota, 6-4, 214,
Shelby, N.C.; T—Jim Dunaway, Mississippi, 6-4, 260,
Columbia, Miss.; G—*Johnny Treadwell, Texas, 6-1,
194, Austin, Texas; G—Jack Cvercko, Northwestern, 6-0,
230, Campbell, Ohio; C—*Lee Roy Jordan, Alabama, 6-
2, 207, Monroeville, Ala.; B—*Terry Baker, Oregon St.,
6-3, 191, Portland, Ore.; B—*Jerry Stovall, LSU, 6-2,
195, West Monroe, La.; B—Mel Renfro, Oregon, 5-11,
190, Portland, Ore.; B—George Saimes, Michigan St.,
5-10, 186, Canton, Ohio.

1963

E—Vern Burke, Oregon St., 6-4, 195, Bakersfield, Calif.;
E—Lawrence Elkins, Baylor, 6-1, 187, Brownwood,
Texas; T—*Scott Appleton, Texas, 6-3, 235, Brady,
Texas; T—Carl Eller, Minnesota, 6-6, 241, Winston-
Salem, N.C.; G—*Bob Brown, Nebraska, 6-5, 259,
Cleveland, Ohio; G—Rick Redman, Washington, 5-11,
210, Seattle, Wash.; C—*Dick Burkus, Illinois, 6-3, 234,
Chicago, Ill.; B—*Roger Staubach, Navy, 6-2, 190,
Cincinnati, Ohio; B—Sherman Lewis, Michigan St., 5-8,
154, Louisville, Ky.; B—Jim Grisham, Oklahoma, 6-2,
205, Olney, Texas; (tie) B—Gale Sayers, Kansas, 6-0,
196, Omaha, Neb.; Paul Martha, Pittsburgh, 6-1, 180,
Wilkinsburg, Pa.

1964

E—Jack Snow, Notre Dame, 6-2, 210, Long Beach,
Calif.; E—Fred Biletnikoff, Florida St., 6-1, 186, Erie, Pa.;
T—*Larry Kramer, Nebraska, 6-2, 240, Austin, Minn.;
T—Ralph Neely, Oklahoma, 6-5, 243, Farmington,
N.M.; G—Rick Redman, Washington, 5-11, 215, Seattle,
Wash.; G—Glenn Ressler, Penn St., 6-2, 230, Dornsife,
Pa.; C—*Dick Burkus, Illinois, 6-3, 237, Chicago, Ill.; B—
John Huarte, Notre Dame, 6-0, 180, Anaheim, Calif.; B—
Gale Sayers, Kansas, 6-0, 194, Omaha, Neb.; B—
Lawrence Elkins, Baylor, 6-1, 187, Brownwood, Texas;
B—Tucker Frederickson, Auburn, 6-2, 210, Hollywood,
Fla.

Beginning in 1965, offense and defense selected.

1965

Offense E—*Howard Twilley, Tulsa, 5-10, 180, Galena
Park, Texas; E—Freeman White, Nebraska, 6-5, 220,

Detroit, Mich.; T—Sam Ball, Kentucky, 6-4, 241,
Henderson, Ky.; T—Glen Ray Hines, Arkansas, 6-5, 235,
El Dorado, Ark.; G—*Dick Arrington, Notre Dame, 5-11,
232, Erie, Pa.; G—Stas Maliszewski, Princeton, 6-1, 215,
Davenport, Iowa; C—Paul Crane, Alabama, 6-2, 188,
Prichard, Ala.; B—*Mike Garrett, Southern California,
5-9, 185, Los Angeles, Calif.; B—*Jim Grabowski,
Illinois, 6-2, 211, Chicago, Ill.; B—Bob Griese, Purdue,
6-1, 185, Evansville, Ind.; B—Donny Anderson, Texas
Tech, 6-3, 210, Stinnett, Texas.

Defense E—Aaron Brown, Minnesota, 6-4, 230, Port
Arthur, Texas; E—Bubba Smith, Michigan St., 6-7, 268,
Beaumont, Texas; T—Walt Barnes, Nebraska, 6-3, 235,
Chicago, Ill.; T—Lloyd Phillips, Arkansas, 6-3, 221,
Longview, Texas; T—Bill Yearby, Michigan, 6-3, 222,
Detroit, Mich.; LB—Carl McAdams, Oklahoma, 6-3, 215,
White Deer, Texas; LB—Tommy Nobis, Texas, 6-2, 230,
San Antonio, Texas; LB—Frank Emanuel, Tennessee, 6-3,
228, Newport News, Va.; B—George Webster,
Michigan St., 6-4, 204, Anderson, S.C.; B—Johnny
Roland, Missouri, 6-2, 198, Corpus Christi, Texas; B—
Nick Rassas, Notre Dame, 6-0, 185, Winnetka, Ill.

1966

Offense E—*Jack Clancy, Michigan, 6-1, 192, Detroit,
Mich.; E—Ray Perkins, Alabama, 6-0, 184, Petal, Miss.;
T—*Cecil Dowdy, Alabama, 6-0, 206, Cherokee, Ala.;
T—Ron Yary, Southern California, 6-6, 265, Bellflower,
Calif.; G—Tom Regner, Notre Dame, 6-1, 245, Kenosha,
Wis.; G—LaVerne Allers, Nebraska, 6-0, 209,
Davenport, Iowa; C—Jim Breland, Georgia Tech, 6-2,
223, Blacksburg, Va.; B—*Steve Spurrier, Florida, 6-2,
203, Johnson City, Tenn.; B—*Nick Eddy, Notre Dame,
6-0, 195, Lafayette, Calif.; B—Mel Farr, UCLA, 6-2, 208,
Beaumont, Texas; B—Clint Jones, Michigan St., 6-0, 206,
Cleveland, Ohio.

Defense E—*Bubba Smith, Michigan St., 6-7, 283,
Beaumont, Texas; E—Alan Page, Notre Dame, 6-5, 238,
Canton, Ohio; T—*Lloyd Phillips, Arkansas, 6-3, 230,
Longview, Texas; T—Tom Greenlee, Washington, 6-0,
195, Seattle, Wash.; MG—Wayne Meylan, Nebraska,
6-0, 239, Bay City, Mich.; MG—John LaGrone, SMU, 5-
10, 232, Borger, Texas; LB—*Jim Lynch, Notre Dame, 6-
1, 225, Lima, Ohio; LB—Paul Naumoff, Tennessee, 6-1,
209, Columbus, Ohio; B—*George Webster, Michigan
St., 6-4, 218, Anderson, S.C.; B—Tom Beier, Miami
(Fla.), 5-11, 197, Fremont, Ohio; B—Nate Shaw,
Southern California, 6-2, 205, San Diego, Calif.

1967

Offense E—Dennis Homan, Alabama, 6-0, 182, Muscle
Shoals, Ala.; E—Ron Sellers, Florida St., 6-4, 187,
Jacksonville, Fla.; T—*Ron Yary, Southern California, 6-6,
245, Bellflower, Calif.; T—Ed Chandler, Georgia, 6-2,
222, Cedartown, Ga.; G—Harry Olszewski, Clemson,
5-11, 237, Baltimore, Md.; G—Rich Stotter, Houston,
5-11, 225, Shaker Heights, Ohio; C—*Bob Johnson,
Tennessee, 6-4, 232, Cleveland, Tenn.; B—Gary Beban,
UCLA, 6-0, 191, Redwood City, Calif.; B—*Leroy Keyes,
Purdue, 6-3, 199, Newport News, Va.; B—*O.J.
Simpson, Southern California, 6-2, 205, San Francisco,
Calif.; B—*Larry Csonka, Syracuse, 6-3, 230, Stow,
Ohio.

Defense E—*Ted Hendricks, Miami (Fla.), 6-8, 222,
Miami Springs, Fla.; E—Tim Rossovich, Southern
California, 6-5, 235, Mountain View, Calif.; T—Dennis
Byrd, North Carolina St., 6-4, 250, Lincolnton, N.C.;
MG—*Granville Liggins, Oklahoma, 5-11, 216, Tulsa,
Okla.; MG—Wayne Meylan, Nebraska, 6-0, 231, Bay
City, Mich.; LB—Adrian Young, Southern California, 6-1,
210, La Puente, Calif.; LB—Don Manning, UCLA, 6-2,
204, Culver City, Calif.; B—Tom Schoen, Notre Dame, 5-
11, 178, Euclid, Ohio; B—Frank Loria, Virginia Tech, 5-
9, 174, Clarkburg, W.Va.; B—Bobby Johns, Alabama,
6-1, 180, Birmingham, Ala.; B—Dick Anderson,
Colorado, 6-2, 204, Boulder, Colo.

1968

Offense E—*Ted Kwalick, Penn St., 6-4, 230, McKees
Rocks, Pa.; E—Jerry LeVias, SMU, 5-10, 170, Beaumont,
Texas; T—*Dave Foley, Ohio St., 6-5, 246, Cincinnati,
Ohio; T—George Kunz, Notre Dame, 6-5, 240, Arcadia,
Calif.; G—*Charles Rosenfelder, Tennessee, 6-1, 220,
Humboldt, Tenn.; (tie) G—Jim Barnes, Arkansas, 6-4,
227, Pine Bluff, Ark.; Mike Montler, Colorado, 6-4, 235,
Columbus, Ohio; C—*John Didion, Oregon St., 6-4,
242, Woodland, Calif.; B—*O.J. Simpson, Southern
California, 6-2, 205, San Francisco, Calif.; B—*Leroy
Keyes, Purdue, 6-3, 205, Newport News, Va.; B—Terry
Hanratty, Notre Dame, 6-1, 200, Butler, Pa.; B—Chris
Gilbert, Texas, 5-11, 176, Spring, Texas.

Defense E—*Ted Hendricks, Miami (Fla.), 6-8, 222,
Miami Springs, Fla.; E—John Zook, Kansas, 6-4, 230,
Larned, Kan.; T—Bill Stanfill, Georgia, 6-5, 245, Cairo,
Ga.; T—Joe Greene, North Texas, 6-4, 274, Temple,
Texas; MG—Ed White, California, 6-3, 245, Palm Desert,
Calif.; MG—Chuck Kyle, Purdue, 6-1, 225, Fort Thomas,
Ky.; LB—Steve Kiner, Tennessee, 6-1, 205, Tampa, Fla.;
LB—Dennis Onkotz, Penn St., 6-2, 205, Northampton,
Pa.; B—Jake Scott, Georgia, 6-1, 188, Arlington, Va.;
B—Roger Wehrli, Missouri, 6-0, 184, King City, Mo.; B—
Al Worley, Washington, 6-0, 175, Wenatchee, Wash.

1969

Offense E—Jim Mandich, Michigan, 6-3, 222, Solon,
Ohio; (tie) E—Walker Gillette, Richmond, 6-5, 200,
Capron, Va.; Carlos Alvarez, Florida, 5-11, 180, Miami,
Fla.; T—Bob McKay, Texas, 6-6, 245, Crane, Texas; T—
John Ward, Oklahoma St., 6-5, 248, Tulsa, Okla.; G—
Chip Kell, Tennessee, 6-0, 255, Decatur, Ga.; G—Bill
Bridges, Houston, 6-2, 230, Carrollton, Texas; C—
Rodney Brand, Arkansas, 6-2, 218, Newport, Ark.; B—
*Mike Phipps, Purdue, 6-3, 206, Columbus, Ind.; B—
*Steve Owens, Oklahoma, 6-2, 215, Miami, Okla.; B—
Jim Otis, Ohio St., 6-0, 214, Celina, Ohio; B—Bob
Anderson, Colorado, 6-0, 208, Boulder, Colo.

Defense E—Jim Gunn, Southern California, 6-1, 210,
San Diego, Calif.; E—Phil Olsen, Utah St., 6-5, 255,
Logan, Utah; T—*Mike Reid, Penn St., 6-3, 240, Altoona,
Pa.; T—*Mike McCoy, Notre Dame, 6-5, 274, Erie, Pa.;
MG—Jim Stillwagon, Ohio St., 6-0, 216, Mount Vernon,
Ohio; LB—*Steve Kiner, Tennessee, 6-1, 215, Tampa,
Fla.; LB—Dennis Onkotz, Penn St., 6-2, 212,
Northampton, Pa.; LB—Mike Ballou, UCLA, 6-3, 230, Los
Angeles, Calif.; B—Jack Tatum, Ohio St., 6-0, 204,
Passaic, N.J.; B—Buddy McClinton, Auburn, 5-11, 190,
Montgomery, Ala.; B—Tom Curtis, Michigan, 6-1, 190,
Aurora, Ohio.

1970

Offense E—Tom Gatewood, Notre Dame, 6-2, 208,
Baltimore, Md.; E—Ernie Jennings, Air Force, 6-0, 172,
Kansas City, Mo.; E—Elmo Wright, Houston, 6-0, 195,
Brazoria, Texas; T—Dan Dierdorf, Michigan, 6-4, 250,
Canton, Ohio; (tie) T—Bobby Wuensch, Texas, 6-3, 230,
Houston, Texas; Bob Newton, Nebraska, 6-4, 248,
LaMirada, Calif.; G—*Chip Kell, Tennessee, 6-0, 240,
Decatur, Ga.; G—Larry DiNardo, Notre Dame, 6-1, 235,
New York, N.Y.; C—Don Poppewell, Colorado, 6-2,
240, Raytown, Mo.; QB—Jim Plunkett, Stanford, 6-3,
204, San Jose, Calif.; RB—Steve Worster, Texas, 6-0,
210, Bridge City, Texas; RB—Don McCauley, North
Carolina, 6-0, 211, Garden City, N.Y.

Defense E—Bill Ateless, Texas, 6-3, 255, Houston,
Texas; E—Charlie Weaver, Southern California, 6-2,
214, Richmond, Calif.; T—Rock Perdoni, Georgia Tech,
5-11, 236, Wellesley, Mass.; T—Dick Bumpas, Arkansas,
6-1, 225, Fort Smith, Ark.; MG—*Jim Stillwagon, Ohio
St., 6-0, 220, Mount Vernon, Ohio; LB—Jack Ham, Penn
St., 6-3, 212, Johnstown, Pa.; LB—Mike Anderson, LSU,
6-3, 225, Baton Rouge, La.; B—*Jack Tatum, Ohio St., 6-
0, 208, Passaic, N.J.; B—Larry Willingham, Auburn, 6-1,
185, Birmingham, Ala.; B—Dave Elmendorf, Texas A&M,
6-1, 190, Houston, Texas; B—Tommy Casanova, LSU,
6-1, 191, Crowley, La.

1971

Offense E—*Terry Beasley, Auburn, 5-11, 184,
Montgomery, Ala.; E—Johnny Rodgers, Nebraska, 5-10,
171, Omaha, Neb.; T—*Jerry Sisemore, Texas, 6-4,
255, Plainview, Texas; T—Dave Joyner, Penn St., 6-0,
235, State College, Pa.; G—*Royce Smith, Georgia, 6-3,
240, Savannah, Ga.; G—Reggie McKenzie, Michigan,
6-4, 232, Highland Park, Mich.; C—Tom Branahney,
Oklahoma, 6-2, 231, Midland, Texas; QB—*Pat
Sullivan, Auburn, 6-0, 191, Birmingham, Ala.; RB—*Ed
Marinaro, Cornell, 6-3, 210, New Milford, N.J.; RB—
*Greg Pruitt, Oklahoma, 5-9, 176, Houston, Texas; RB—
Johnny Musso, Alabama, 5-11, 194, Birmingham, Ala.

Defense E—*Walt Patulski, Notre Dame, 6-5, 235,
Liverpool, N.Y.; E—Willie Harper, Nebraska, 6-3, 207,
Toledo, Ohio; T—Larry Jacobson, Nebraska, 6-6, 250,
Sioux Falls, S.D.; T—Mel Long, Toledo, 6-1, 230, Toledo,
Ohio; T—Sherman White, California, 6-5, 250,
Portsmouth, N.H.; LB—*Mike Taylor, Michigan, 6-2, 224,
Detroit, Mich.; LB—Jeff Siemon, Stanford, 6-2, 225,
Bakersfield, Calif.; B—*Bobby Majors, Tennessee, 6-1,
197, Sewanee, Tenn.; B—Clarence Ellis, Notre Dame,
6-0, 178, Grand Rapids, Mich.; B—Ernie Jackson, Duke,
5-10, 170, Hopkins, S.C.; B—Tommy Casanova, LSU,
6-2, 195, Crowley, La.

1972

Offense WR—*Johnny Rodgers, Nebraska, 5-9, 173, Omaha, Neb.; TE—*Charles Young, Southern California, 6-4, 228, Fresno, Calif.; T—*Jerry Sisemore, Texas, 6-4, 260, Plainview, Texas; T—Paul Seymour, Michigan, 6-5, 250, Berkley, Mich.; G—*John Hannah, Alabama, 6-3, 282, Albertville, Ala.; G—Ron Rusnak, North Carolina, 6-1, 223, Prince George, Va.; C—Tom Brahaney, Oklahoma, 6-2, 227, Midland, Texas; QB—Bert Jones, LSU, 6-3, 205, Ruston, La.; RB—*Greg Pruitt, Oklahoma, 5-9, 177, Houston, Texas; RB—Otis Armstrong, Purdue, 5-11, 197, Chicago, Ill.; RB—Woody Green, Arizona St., 6-1, 190, Portland, Ore.

Defense E—Willie Harper, Nebraska, 6-2, 207, Toledo, Ohio; E—Bruce Bannon, Penn St., 6-3, 224, Rockaway, N.J.; T—*Greg Marx, Notre Dame, 6-5, 265, Redford, Mich.; T—Dave Butz, Purdue, 6-7, 279, Park Ridge, Ill.; MG—*Rich Glover, Nebraska, 6-1, 234, Jersey City, N.J.; LB—Randy Gradishar, Ohio St., 6-3, 232, Champion, Ohio; LB—John Skorupan, Penn St., 6-2, 208, Beaver, Pa.; B—*Brad VanPelt, Michigan St., 6-5, 221, Owosso, Mich.; B—Cullen Bryant, Colorado, 6-2, 215, Colorado Springs, Colo.; B—Robert Popelka, SMU, 6-1, 190, Temple, Texas; B—Randy Logan, Michigan, 6-2, 192, Detroit, Mich.

1973

Offense WR—Lynn Swann, Southern California, 6-0, 180, Foster City, Calif.; TE—Dave Casper, Notre Dame, 6-3, 252, Chilton, Wis.; T—*John Hicks, Ohio St., 6-3, 258, Cleveland, Ohio; T—Booker Brown, Southern California, 6-3, 270, Santa Barbara, Calif.; G—Buddy Brown, Alabama, 6-2, 242, Tallahassee, Fla.; G—Bill Yost, North Carolina St., 6-0, 235, Pittsburgh, Pa.; C—Bill Wyman, Texas, 6-2, 235, Spring, Texas; QB—Dave Jaynes, Kansas, 6-2, 212, Bonner Springs, Kan.; RB—*John Cappelletti, Penn St., 6-1, 206, Upper Darby, Pa.; RB—Roosevelt Leaks, Texas, 5-11, 209, Brenham, Texas; RB—Woody Green, Arizona St., 6-1, 202, Portland, Ore.; RB—Kermit Johnson, UCLA, 6-0, 185, Los Angeles, Calif.

Defense L—*John Dutton, Nebraska, 6-7, 248, Rapid City, S.D.; L—Dave Gallagher, Michigan, 6-4, 245, Piqua, Ohio; L—*Lucius Selmon, Oklahoma, 5-11, 236, Eufaula, Okla.; L—Tony Cristiani, Miami (Fla.), 5-10, 215, Brandon, Fla.; LB—*Randy Gradishar, Ohio St., 6-3, 236, Champion, Ohio; LB—Rod Shoate, Oklahoma, 6-1, 214, Spiro, Okla.; LB—Richard Wood, Southern California, 6-2, 217, Elizabeth, N.J.; B—Mike Townsend, Notre Dame, 6-3, 183, Hamilton, Ohio; B—Artimus Parker, Southern California, 6-3, 215, Sacramento, Calif.; B—Dave Brown, Michigan, 6-1, 188, Akron, Ohio; B—Randy Rhino, Georgia Tech, 5-10, 179, Charlotte, N.C.

1974

Offense WR—Pete Demmerle, Notre Dame, 6-1, 190, New Canaan, Conn.; TE—Bennie Cunningham, Clemson, 6-5, 252, Seneca, S.C.; T—Kurt Schumacher, Ohio St., 6-4, 250, Lorain, Ohio; T—Marvin Crenshaw, Nebraska, 6-6, 240, Toledo, Ohio; G—Ken Huff, North Carolina, 6-4, 261, Coronado, Calif.; G—John Roush, Oklahoma, 6-0, 252, Arvada, Colo.; G—Gerry DiNardo, Notre Dame, 6-1, 237, New York, N.Y.; C—Steve Myers, Ohio St., 6-2, 244, Kent, Ohio; QB—Steve Bartkowski, California, 6-4, 215, Santa Clara, Calif.; RB—*Archie Griffin, Ohio St., 5-9, 184, Columbus, Ohio; RB—*Joe Washington, Oklahoma, 5-10, 178, Port Arthur, Texas; RB—*Anthony Davis, Southern California, 5-9, 183, San Fernando, Calif.

Defense L—*Randy White, Maryland, 6-4, 238, Wilmington, Del.; L—Mike Hartenstine, Penn St., 6-4, 233, Bethlehem, Pa.; L—Pat Donovan, Stanford, 6-5, 240, Helena, Mont.; L—Jimmy Webb, Mississippi St., 6-5, 245, Florence, Miss.; L—Leroy Cook, Alabama, 6-4, 205, Abbeville, Ala.; MG—Louie Kelcher, SMU, 6-5, 275, Beaumont, Texas; MG—Rubin Carter, Miami (Fla.), 6-3, 260, Fort Lauderdale, Fla.; LB—*Rod Shoate, Oklahoma, 6-1, 213, Spiro, Okla.; LB—Richard Wood, Southern California, 6-2, 213, Elizabeth, N.J.; LB—Ken Bernich, Auburn, 6-2, 240, Gretna, La.; LB—Woodrow Lowe, Alabama, 6-0, 211, Phenix City, Ala.; B—*Dave Brown, Michigan, 6-1, 188, Akron, Ohio; B—Pat Thomas, Texas A&M, 5-9, 180, Plano, Texas; B—John Provost, Holy Cross, 5-10, 180, Quincy, Mass.

1975

Offense E—Steve Rivera, California, 6-0, 185, Wilmington, Calif.; E—Larry Seivers, Tennessee, 6-4, 198, Clinton, Tenn.; T—Bob Simmons, Texas, 6-5, 245, Temple, Texas; T—Dennis Lick, Wisconsin, 6-3, 262,

Chicago, Ill.; G—Randy Johnson, Georgia, 6-2, 250, Rome, Ga.; G—Ted Smith, Ohio St., 6-1, 242, Gibsonburg, Ohio; C—*Rik Bonness, Nebraska, 6-4, 223, Bellevue, Neb.; QB—John Scarra, UCLA, 5-10, 178, Alhambra, Calif.; RB—*Archie Griffin, Ohio St., 5-9, 182, Columbus, Ohio; RB—*Ricky Bell, Southern California, 6-2, 215, Los Angeles, Calif.; RB—Chuck Muncie, California, 6-3, 220, Uniontown, Pa.

Defense E—*Leroy Cook, Alabama, 6-4, 205, Abbeville, Ala.; E—Jimbo Erod, Oklahoma, 6-0, 210, Tulsa, Okla.; T—*Lee Roy Selmon, Oklahoma, 6-2, 256, Eufaula, Okla.; T—*Steve Niehaus, Notre Dame, 6-5, 260, Cincinnati, Ohio; MG—Dewey Selmon, Oklahoma, 6-1, 257, Eufaula, Okla.; LB—*Ed Simonini, Texas A&M, 6-0, 215, Las Vegas, Nev.; LB—Greg Buttle, Penn St., 6-3, 220, Linwood, N.J.; LB—Sammy Green, Florida, 6-2, 228, Fort Meade, Fla.; B—*Chet Moeller, Navy, 6-0, 189, Kettering, Ohio; B—Tim Fox, Ohio St., 6-0, 186, Canton, Ohio; B—Pat Thomas, Texas A&M, 5-10, 180, Plano, Texas.

1976

Offense SE—Larry Seivers, Tennessee, 6-4, 200, Clinton, Tenn.; TE—Ken MacAfee, Notre Dame, 6-4, 251, Brockton, Mass.; T—Mike Vaughan, Oklahoma, 6-5, 275, Ada, Okla.; T—Chris Ward, Ohio St., 6-4, 274, Dayton, Ohio; G—Joel Parrish, Georgia, 6-3, 232, Douglas, Ga.; G—Mark Donahue, Michigan, 6-3, 245, Oak Lawn, Ill.; C—Derrel Gofourth, Oklahoma St., 6-2, 250, Parsons, Kan.; QB—Tommy Kramer, Rice, 6-2, 190, San Antonio, Texas; RB—*Tony Dorsett, Pittsburgh, 5-11, 192, Aliquippa, Pa.; RB—*Ricky Bell, Southern California, 6-2, 218, Los Angeles, Calif.; RB—Rob Lytle, Michigan, 6-1, 195, Fremont, Ohio; PK—Tony Franklin, Texas A&M, 5-10, 170, Fort Worth, Texas.

Defense E—*Ross Browner, Notre Dame, 6-3, 248, Warren, Ohio; E—Bob Brudzinski, Ohio St., 6-4, 228, Fremont, Ohio; T—Wilson Whitley, Houston, 6-3, 268, Brenham, Texas; T—Gary Jeter, Southern California, 6-5, 255, Cleveland, Ohio; T—Joe Campbell, Maryland, 6-6, 255, Wilmington, Del.; MG—Al Romano, Pittsburgh, 6-3, 230, Solvay, N.Y.; LB—*Robert Jackson, Texas A&M, 6-2, 228, Houston, Texas; LB—Jerry Robinson, UCLA, 6-3, 208, Santa Rosa, Calif.; B—*Bill Armstrong, Wake Forest, 6-4, 205, Randolph, N.J.; B—Gary Green, Baylor, 5-11, 182, San Antonio, Texas; B—Dennis Thurman, Southern California, 5-11, 170, Santa Monica, Calif.; B—Dave Butterfield, Nebraska, 5-10, 182, Kersey, Colo.

1977

Offense WR—John Jefferson, Arizona St., 6-1, 184, Dallas, Texas; WR—Ozzie Newsome, Alabama, 6-4, 210, Leighton, Ala.; TE—*Ken MacAfee, Notre Dame, 6-4, 250, Brockton, Mass.; T—*Chris Ward, Ohio St., 6-4, 272, Dayton, Ohio; T—Dan Irons, Texas Tech, 6-7, 260, Lubbock, Texas; G—*Mark Donahue, Michigan, 6-3, 245, Oak Lawn, Ill.; G—Leotis Harris, Arkansas, 6-1, 254, Little Rock, Ark.; T—Tom Brzozza, Pittsburgh, 6-3, 240, New Castle, Pa.; QB—Guy Benjamin, Stanford, 6-4, 202, Sepulveda, Calif.; RB—*Earl Campbell, Texas, 6-1, 220, Tyler, Texas; RB—*Terry Miller, Oklahoma St., 6-0, 196, Colorado Springs, Colo.; RB—Charles Alexander, LSU, 6-1, 215, Galveston, Texas; K—Steve Little, Arkansas, 6-0, 179, Overland Park, Kan.

Defense L—*Ross Browner, Notre Dame, 6-3, 247, Warren, Ohio; L—*Art Still, Kentucky, 6-8, 247, Camden, N.J.; L—*Brad Shearer, Texas, 6-4, 255, Austin, Texas; L—Randy Holloway, Pittsburgh, 6-6, 228, Sharon, Pa.; L—Dee Hardison, North Carolina, 6-4, 252, Newton Grove, N.C.; LB—*Jerry Robinson, UCLA, 6-3, 208, Santa Rosa, Calif.; LB—Tom Cousineau, Ohio St., 6-3, 228, Fairview Park, Ohio; LB—Gary Spani, Kansas St., 6-2, 222, Manhattan, Kan.; B—*Dennis Thurman, Southern California, 5-11, 173, Santa Monica, Calif.; B—*Zac Henderson, Oklahoma, 6-1, 184, Burkburnett, Texas; B—Luther Bradley, Notre Dame, 6-2, 204, Muncie, Ind.; B—Bob Jury, Pittsburgh, 6-0, 190, Library, Pa.

1978

Offense WR—Emanuel Tolbert, SMU, 5-10, 180, Little Rock, Ark.; TE—Kellen Winslow, Missouri, 6-6, 235, East St. Louis, Ill.; T—*Keith Dorney, Penn St., 6-5, 277, Allentown, Pa.; T—Kelvin Clark, Nebraska, 6-4, 275, Odessa, Texas; G—*Pat Howell, Southern California, 6-6, 255, Fresno, Calif.; G—*Greg Roberts, Oklahoma, 6-3, 238, Nacogdoches, Texas; C—Dave Huffman, Notre Dame, 6-5, 245, Dallas, Texas; C—Jim Ritcher, North Carolina St., 6-3, 242, Hincley, Ohio; QB—*Chuck Fusina, Penn St., 6-1, 195, McKees Rocks, Pa.; RB—*Billy

Sims, Oklahoma, 6-0, 205, Hooks, Texas; RB—*Charles White, Southern California, 5-11, 183, San Fernando, Calif.; RB—Ted Brown, North Carolina St., 5-10, 195, High Point, N.C.; RB—Charles Alexander, LSU, 6-1, 214, Galveston, Texas.

Defense L—*Al Harris, Arizona St., 6-5, 240, Wheeler AFB, Hawaii; L—*Bruce Clark, Penn St., 6-3, 246, New Castle, Pa.; L—Hugh Green, Pittsburgh, 6-2, 215, Natchez, Miss.; L—Mike Bell, Colorado St., 6-5, 265, Wichita, Kan.; L—Marty Lyons, Alabama, 6-6, 250, St. Petersburg, Fla.; LB—*Bob Golic, Notre Dame, 6-3, 244, Willowick, Ohio; LB—*Jerry Robinson, UCLA, 6-3, 209, Santa Rosa, Calif.; LB—Tom Cousineau, Ohio St., 6-3, 227, Fairview Park, Ohio; B—*Johnnie Johnson, Texas, 6-2, 183, LaGrange, Texas; B—Kenny Easley, UCLA, 6-2, 202, Chesapeake, Va.; B—Jeff Nixon, Richmond, 6-4, 195, Glendale, Ariz.

1979

Offense WR—Ken Margerum, Stanford, 6-1, 175, Fountain Valley, Calif.; TE—*Junior Miller, Nebraska, 6-4, 222, Midland, Texas; T—*Greg Kolenda, Arkansas, 6-1, 258, Kansas City, Kan.; T—Jim Bunch, Alabama, 6-2, 240, Mechanicsville, Va.; G—*Brad Budde, Southern California, 6-5, 253, Kansas City, Mo.; G—Ken Fritz, Ohio St., 6-3, 238, Ironton, Ohio; C—*Jim Ritcher, North Carolina St., 6-3, 245, Hincley, Ohio; QB—*Marc Wilson, Brigham Young, 6-5, 204, Seattle, Wash.; RB—*Charles White, Southern California, 6-0, 185, San Fernando, Calif.; RB—*Billy Sims, Oklahoma, 6-0, 205, Hooks, Texas; RB—Vagas Ferguson, Notre Dame, 6-1, 194, Richmond, Ind.; PK—Dale Castro, Maryland, 6-1, 170, Shady Side, Md.

Defense L—*Hugh Green, Pittsburgh, 6-2, 220, Natchez, Miss.; L—*Steve McMichael, Texas, 6-2, 250, Freer, Texas; L—Bruce Clark, Penn St., 6-3, 255, New Castle, Pa.; L—Jim Stuckey, Clemson, 6-5, 241, Cayce, S.C.; MG—Ron Simmons, Florida St., 6-1, 235, Warner Robins, Ga.; LB—*George Cumby, Oklahoma, 6-0, 205, Tyler, Texas; LB—Ron Simpkins, Michigan, 6-2, 220, Detroit, Mich.; LB—Mike Singletary, Baylor, 6-1, 224, Houston, Texas; B—*Kenny Easley, UCLA, 6-3, 204, Chesapeake, Va.; B—*Johnnie Johnson, Texas, 6-2, 190, LaGrange, Texas; B—Roland James, Tennessee, 6-2, 182, Jamestown, Ohio; P—Jim Miller, Mississippi, 5-11, 183, Ripley, Miss.

1980

Offense WR—*Ken Margerum, Stanford, 6-1, 175, Fountain Valley, Calif.; TE—*Dave Young, Purdue, 6-6, 242, Akron, Ohio; L—*Mark May, Pittsburgh, 6-6, 282, Oneonta, N.Y.; L—Keith Van Horne, Southern California, 6-7, 265, Fullerton, Calif.; L—Nick Eyre, Brigham Young, 6-5, 276, Las Vegas, Nev.; L—Louis Oubre, Oklahoma, 6-4, 262, New Orleans, La.; L—Randy Schlessener, Nebraska, 6-7, 242, Rapid City, S.D.; C—*John Scully, Notre Dame, 6-5, 255, Huntington, N.Y.; QB—*Mark Herrmann, Purdue, 6-4, 187, Carmel, Ind.; RB—*George Rogers, South Carolina, 6-2, 220, Duluth, Ga.; RB—*Herschel Walker, Georgia, 6-2, 220, Wrightsville, Ga.; RB—Jarvis Redwine, Nebraska, 5-11, 204, Inglewood, Calif.

Defense L—*Hugh Green, Pittsburgh, 6-2, 222, Natchez, Miss.; L—*E.J. Junior, Alabama, 6-3, 227, Nashville, Tenn.; L—Kenneth Sims, Texas, 6-6, 265, Groesbeck, Texas; L—Leonard Mitchell, Houston, 6-7, 270, Houston, Texas; MG—Ron Simmons, Florida St., 6-1, 230, Warner Robins, Ga.; LB—*Mike Singletary, Baylor, 6-1, 232, Houston, Texas; LB—*Lawrence Taylor, North Carolina, 6-3, 237, Williamsburg, Va.; LB—David Little, Florida, 6-1, 228, Miami, Fla.; LB—Bob Crible, Notre Dame, 6-3, 222, Cincinnati, Ohio; B—*Kenny Easley, UCLA, 6-3, 206, Chesapeake, Va.; B—*Ronnie Lott, Southern California, 6-2, 200, Rialto, Calif.; B—John Simmons, SMU, 5-11, 188, Little Rock, Ark.

1981

Offense WR—*Anthony Carter, Michigan, 5-11, 161, Riviera Beach, Fla.; TE—*Tim Wrightman, UCLA, 6-3, 237, San Pedro, Calif.; L—*Sean Farrell, Penn St., 6-3, 266, Westhampton Beach, N.Y.; L—Roy Foster, Southern California, 6-4, 265, Overland Park, Kan.; L—Terry Crouch, Oklahoma, 6-1, 275, Dallas, Texas; L—Ed Mursansky, Michigan, 6-7, 275, Youngstown, Ohio; L—Terry Tausch, Texas, 6-4, 265, New Braunfels, Texas; L—Kurt Becker, Michigan, 6-6, 260, Aurora, Ill.; C—*Dave Rimmington, Nebraska, 6-3, 275, Omaha, Neb.; QB—*Jim McMahon, Brigham Young, 6-0, 185, Roy, Utah; RB—*Marcus Allen, Southern California, 6-2, 202, San Diego, Calif.; RB—*Herschel Walker, Georgia, 6-2, 222, Wrightsville, Ga.

Defense L—*Billy Ray Smith, Arkansas, 6-4, 228, Plano, Texas; L—*Kenneth Sims, Texas, 6-6, 265, Groesbeck, Texas; L—*Andrie Tippett, Iowa, 6-4, 235, Newark, N.J.; L—*Tim Krumrie, Wisconsin, 6-3, 237, Mondovi, Wis.; LB—Bob Crable, Notre Dame, 6-3, 225, Cincinnati, Ohio; LB—Jeff Davis, Clemson, 6-0, 223, Greensboro, N.C.; LB—Sal Sunseri, Pittsburgh, 6-0, 220, Pittsburgh, Pa.; DB—Tommy Wilcox, Alabama, 5-11, 187, Harahan, La.; DB—Mike Richardson, Arizona St., 6-1, 192, Compton, Calif.; DB—Terry Kinard, Clemson, 6-1, 183, Sumter, S.C.; DB—Fred Marion, Miami (Fla.), 6-3, 194, Gainesville, Fla.; P—Reggie Roby, Iowa, 6-3, 215, Waterloo, Iowa.

1982

Offense WR—*Anthony Carter, Michigan, 5-11, 161, Riviera Beach, Fla.; TE—*Gordon Hudson, Brigham Young, 6-4, 224, Salt Lake City, Utah; L—*Don Mosebar, Southern California, 6-7, 270, Visalia, Calif.; L—*Steve Korte, Arkansas, 6-2, 270, Littleton, Colo.; L—Jimbo Covert, Pittsburgh, 6-5, 279, Conway, Pa.; L—Bruce Matthews, Southern California, 6-5, 265, Arcadia, Calif.; C—*Dave Rimmington, Nebraska, 6-3, 290, Omaha, Neb.; QB—*John Elway, Stanford, 6-4, 202, Northridge, Calif.; RB—*Herschel Walker, Georgia, 6-2, 222, Wrightsville, Ga.; RB—*Eric Dickerson, SMU, 6-2, 215, Sealy, Texas; RB—Mike Rozier, Nebraska, 5-11, 210, Camden, N.J.; PK—*Chuck Nelson, Washington, 5-11, 178, Everett, Wash.

Defense L—*Billy Ray Smith, Arkansas, 6-3, 228, Plano, Texas; L—Vernon Maxwell, Arizona St., 6-2, 225, Carson, Calif.; L—Mike Pitts, Alabama, 6-5, 255, Baltimore, Md.; L—Wilber Marshall, Florida, 6-1, 230, Titusville, Fla.; L—Gabriel Rivera, Texas Tech, 6-3, 270, San Antonio, Texas; L—Rick Bryan, Oklahoma, 6-4, 260, Coweta, Okla.; MG—George Achica, Southern California, 6-5, 260, San Jose, Calif.; LB—*Darryl Talley, West Virginia, 6-4, 210, East Cleveland, Ohio; LB—Ricky Hunley, Arizona, 6-1, 230, Petersburg, Va.; LB—Marcus Marek, Ohio St., 6-2, 224, Masury, Ohio; DB—*Terry Kinard, Clemson, 6-1, 189, Sumter, S.C.; DB—Mike Richardson, Arizona St., 6-0, 190, Compton, Calif.; DB—Terry Hoage, Georgia, 6-3, 196, Huntsville, Texas; P—*Jim Arnold, Vanderbilt, 6-3, 205, Dalton, Ga.

1983

Offense WR—*Irving Fryar, Nebraska, 6-0, 200, Mount Holly, N.J.; TE—*Gordon Hudson, Brigham Young, 6-4, 231, Salt Lake City, Utah; L—*Bill Fralic, Pittsburgh, 6-5, 270, Penn Hills, Pa.; L—Terry Long, East Carolina, 6-0, 280, Columbia, S.C.; L—Dean Steinkuhler, Nebraska, 6-3, 270, Burr, Neb.; L—Doug Dawson, Texas, 6-3, 263, Houston, Texas; C—Tony Slaton, Southern California, 6-4, 260, Merced, Calif.; QB—*Steve Young, Brigham Young, 6-1, 198, Greenwich, Conn.; RB—*Mike Rozier, Nebraska, 5-11, 210, Camden, N.J.; RB—Bo Jackson, Auburn, 6-1, 222, Bessemer, Ala.; RB—Greg Allen, Florida St., 6-0, 200, Milton, Fla.; RB—Napoleon McCallum, Navy, 6-2, 208, Milford, Ohio; PK—Luis Zendejas, Arizona St., 5-9, 186, Chino, Calif.

Defense L—*Rick Bryan, Oklahoma, 6-4, 260, Coweta, Okla.; L—*Reggie White, Tennessee, 6-5, 264, Chattanooga, Tenn.; L—William Perry, Clemson, 6-3, 320, Aiken, S.C.; L—William Fuller, North Carolina, 6-4, 250, Chesapeake, Va.; LB—*Ricky Hunley, Arizona, 6-2, 230, Petersburg, Va.; LB—Wilber Marshall, Florida, 6-1, 230, Titusville, Fla.; LB—Ron Rivera, California, 6-3, 225, Monterey, Calif.; LB—Jeff Leiding, Texas, 6-4, 240, Tulsa, Okla.; DB—*Russell Carter, SMU, 6-3, 193, Ardmore, Pa.; DB—Jerry Gray, Texas, 6-1, 183, Lubbock, Texas; DB—Terry Hoage, Georgia, 6-3, 196, Huntsville, Texas; DB—Don Rogers, UCLA, 6-2, 208, Sacramento, Calif.; P—Jack Weil, Wyoming, 5-11, 171, Northglenn, Colo.

1984

Offense WR—*David Williams, Illinois, 6-3, 195, Los Angeles, Calif.; WR—Eddie Brown, Miami (Fla.), 6-0, 185, Miami, Fla.; TE—Jay Novacek, Wyoming, 6-4, 211, Gothenburg, Neb.; T—*Bill Fralic, Pittsburgh, 6-5, 285, Penn Hills, Pa.; T—Lomas Brown, Florida, 6-5, 277, Miami, Fla.; G—Del Wilkes, South Carolina, 6-3, 255, Columbia, S.C.; G—Jim Lachey, Ohio St., 6-6, 274, St. Henry, Ohio; G—Bill Mayo, Tennessee, 6-3, 280, Dalton, Ga.; C—*Mark Traynowicz, Nebraska, 6-6, 265, Bellevue, Neb.; QB—*Doug Flutie, Boston College, 5-9, 177, Natick, Mass.; RB—*Keith Byars, Ohio St., 6-2, 233, Dayton, Ohio; RB—*Kenneth Davis, TCU, 5-11, 205, Temple, Texas; RB—Rueben Mayes, Washington St., 6-0, 200, North Battleford, Saskatchewan, Canada; PK—Kevin Butler, Georgia, 6-1, 190, Stone Mountain, Ga.

Defense DL—Bruce Smith, Virginia Tech, 6-4, 275, Norfolk, Va.; DL—Tony Degrate, Texas, 6-4, 280, Snyder, Texas; DL—Ron Holmes, Washington, 6-4, 255, Lacey, Wash.; DL—Tony Casillas, Oklahoma, 6-3, 272, Tulsa, Okla.; LB—Gregg Carr, Auburn, 6-2, 215, Birmingham, Ala.; LB—Jack Del Rio, Southern California, 6-4, 235, Hayward, Calif.; LB—Larry Station, Iowa, 5-11, 233, Omaha, Neb.; DB—*Jerry Gray, Texas, 6-1, 183, Lubbock, Texas; DB—Tony Thurman, Boston College, 6-0, 179, Lynn, Mass.; DB—Jeff Sanchez, Georgia, 6-0, 183, Yorba Linda, Calif.; DB—David Fulcher, Arizona St., 6-3, 220, Los Angeles, Calif.; DB—Rod Brown, Oklahoma St., 6-3, 188, Gainesville, Texas; P—*Ricky Anderson, Vanderbilt, 6-2, 190, St. Petersburg, Fla.

1985

Offense WR—*David Williams, Illinois, 6-3, 195, Los Angeles, Calif.; WR—Tim McGee, Tennessee, 5-10, 181, Cleveland, Ohio; TE—Willie Smith, Miami (Fla.), 6-2, 230, Jacksonville, Fla.; L—*Jim Dombrowski, Virginia, 6-5, 290, Williamsville, N.Y.; L—Jeff Bregel, Southern California, 6-4, 280, Granada Hills, Calif.; L—Brian Jozwiak, West Virginia, 6-6, 290, Catonsville, Md.; L—John Rienstra, Temple, 6-4, 280, Colorado Springs, Colo.; L—J.D. Maarleveld, Maryland, 6-5, 300, Rutherford, N.J.; L—Jamie Dukes, Florida St., 6-0, 272, Orlando, Fla.; C—Pete Anderson, Georgia, 6-3, 264, Glen Ridge, N.J.; QB—*Chuck Long, Iowa, 6-4, 213, Wheaton, Ill.; RB—*Bo Jackson, Auburn, 6-1, 222, Bessemer, Ala.; RB—*Lorenzo White, Michigan St., 5-11, 205, Fort Lauderdale, Fla.; RB—Thurman Thomas, Oklahoma St., 5-11, 186, Missouri City, Texas; RB—Reggie Dupard, SMU, 6-0, 201, New Orleans, La.; RB—Napoleon McCallum, Navy, 6-2, 214, Milford, Ohio; PK—*John Lee, UCLA, 5-11, 187, Downey, Calif.

Defense L—*Tim Green, Syracuse, 6-2, 246, Liverpool, N.Y.; L—*Leslie O'Neal, Oklahoma St., 6-3, 245, Little Rock, Ark.; L—Tony Casillas, Oklahoma, 6-3, 280, Tulsa, Okla.; L—Mike Ruth, Boston College, 6-2, 250, Norristown, Pa.; L—Mike Hammerstein, Michigan, 6-4, 240, Wapakoneta, Ohio; LB—*Brian Bosworth, Oklahoma, 6-2, 234, Irving, Texas; LB—*Larry Station, Iowa, 5-11, 227, Omaha, Neb.; LB—Johnny Holland, Texas A&M, 6-2, 219, Hempstead, Texas; DB—David Fulcher, Arizona St., 6-3, 228, Los Angeles, Calif.; DB—Brad Cochran, Michigan, 6-3, 219, Royal Oak, Mich.; DB—Scott Thomas, Air Force, 6-0, 185, San Antonio, Texas; P—Barry Helton, Colorado, 6-3, 195, Simla, Colo.

1986

Offense WR—Cris Carter, Ohio St., 6-3, 194, Middletown, Ohio; TE—*Keith Jackson, Oklahoma, 6-3, 241, Little Rock, Ark.; L—Jeff Bregel, Southern California, 6-4, 280, Granada Hills, Calif.; L—Randy Dixon, Pittsburgh, 6-4, 286, Clewiston, Fla.; L—Danny Villa, Arizona St., 6-5, 284, Nogales, Ariz.; L—John Clay, Missouri, 6-5, 285, St. Louis, Mo.; C—*Ben Tamburello, Auburn, 6-3, 268, Birmingham, Ala.; QB—*Vinny Testaverde, Miami (Fla.), 6-5, 218, Elmont, N.Y.; RB—*Brent Fullwood, Auburn, 5-11, 209, St. Cloud, Fla.; RB—*Paul Palmer, Temple, 5-10, 180, Potomac, Md.; RB—Terrence Flagler, Clemson, 6-1, 200, Ferdinand Beach, Fla.; RB—Brad Muster, Stanford, 6-3, 226, Novato, Calif.; RB—D.J. Dozier, Penn St., 6-1, 204, Virginia Beach, Va.; PK—Jeff Jaeger, Washington, 5-11, 191, Kent, Wash.

Defense L—*Jerome Brown, Miami (Fla.), 6-2, 285, Brooksville, Fla.; L—*Danny Noonan, Nebraska, 6-4, 280, Lincoln, Neb.; L—Tony Woods, Pittsburgh, 6-4, 240, Newark, N.J.; L—Jason Buck, Brigham Young, 6-6, 270, St. Anthony, Idaho; L—Reggie Rogers, Washington, 6-6, 260, Sacramento, Calif.; LB—*Cornelius Bennett, Alabama, 6-4, 235, Birmingham, Ala.; LB—Shane Conlan, Penn St., 6-3, 225, Frewsburg, N.Y.; LB—Brian Bosworth, Oklahoma, 6-2, 240, Irving, Texas; LB—Chris Spielman, Ohio St., 6-2, 227, Massillon, Ohio; DB—*Thomas Everett, Baylor, 5-9, 180, Daingerfield, Texas; DB—Tim McDonald, Southern California, 6-3, 205, Fresno, Calif.; DB—Bennie Blades, Miami (Fla.), 6-0, 207, Fort Lauderdale, Fla.; DB—Rod Woodson, Purdue, 6-0, 195, Fort Wayne, Ind.; DB—Garland Rivers, Michigan, 6-1, 187, Canton, Ohio; P—Barry Helton, Colorado, 6-4, 200, Simla, Colo.

1987

Offense WR—*Tim Brown, Notre Dame, 6-0, 195, Dallas, Texas; WR—Wendell Davis, LSU, 6-0, 186, Shreveport, La.; TE—*Keith Jackson, Oklahoma, 6-3, 248, Little Rock, Ark.; L—*Mark Hutson, Oklahoma, 6-4, 282, Fort Smith, Ark.; L—Dave Cadigan, Southern

California, 6-5, 280, Newport Beach, Calif.; L—John Elliott, Michigan, 6-7, 306, Lake Ronkonkoma, N.Y.; L—Randall McDaniel, Arizona St., 6-5, 261, Avondale, Ariz.; C—*Nacho Albergamo, LSU, 6-2, 257, Marrera, La.; QB—*Don McPherson, Syracuse, 6-0, 182, West Hempstead, N.Y.; RB—Lorenzo White, Michigan St., 5-11, 211, Fort Lauderdale, Fla.; RB—Craig Heyward, Pittsburgh, 6-0, 260, Passaic, N.J.; PK—David Treadwell, Clemson, 6-1, 165, Jacksonville, Fla.

Defense L—*Daniel Stubbs, Miami (Fla.), 6-4, 250, Red Bank, N.J.; L—*Chad Hennings, Air Force, 6-5, 260, Elboron, Iowa; L—Tracy Rucker, Auburn, 6-3, 258, Atlanta, Ga.; L—Ted Gregory, Syracuse, 6-1, 260, East Islip, N.Y.; L—John Roper, Texas A&M, 6-2, 215, Houston, Texas; LB—*Chris Spielman, Ohio St., 6-2, 236, Massillon, Ohio; LB—Aundray Bruce, Auburn, 6-6, 236, Montgomery, Ala.; LB—Dante Jones, Oklahoma, 6-2, 235, Dallas, Texas; DB—*Bennie Blades, Miami (Fla.), 6-0, 215, Fort Lauderdale, Fla.; DB—*Deion Sanders, Florida St., 6-0, 192, Fort Myers, Fla.; DB—Rickey Dixon, Oklahoma, 5-10, 184, Dallas, Texas; DB—Chuck Cecil, Arizona, 6-0, 185, Red Bluff, Calif.; P—*Tom Tupa, Ohio St., 6-5, 215, Brecksville, Ohio.

1988

Offense WR—Jason Phillips, Houston, 5-9, 175, Houston, Texas; WR—Hart Lee Dykes, Oklahoma St., 6-4, 220, Bay City, Texas; TE—*Marv Cook, Iowa, 6-4, 243, West Branch, Iowa; L—*Tony Mandarich, Michigan St., 6-6, 315, Oakville, Ontario, Canada; L—*Anthony Phillips, Oklahoma, 6-3, 286, Tulsa, Okla.; L—Mike Utley, Washington St., 6-6, 302, Seattle, Wash.; L—Mark Stepnoski, Pittsburgh, 6-3, 265, Erie, Pa.; C—Jake Young, Nebraska, 6-5, 260, Midland, Texas; C—John Vitale, Michigan, 6-1, 273, Detroit, Mich.; QB—Steve Walsh, Miami (Fla.), 6-3, 195, St. Paul, Minn.; QB—Troy Aikman, UCLA, 6-4, 217, Henryetta, Okla.; RB—*Barry Sanders, Oklahoma St., 5-8, 197, Wichita, Kan.; RB—Anthony Thompson, Indiana, 6-0, 205, Terre Haute, Ind.; RB—Tim Worley, Georgia, 6-2, 216, Lumberton, N.C.; PK—Kendall Trainor, Arkansas, 6-2, 205, Fredonia, Kan.

Defense L—*Mark Messner, Michigan, 6-3, 244, Hartland, Mich.; L—*Tracy Rucker, Auburn, 6-3, 278, Atlanta, Ga.; L—Wayne Martin, Arkansas, 6-5, 263, Cherry Valley, Ark.; L—Frank Stams, Notre Dame, 6-4, 237, Akron, Ohio; L—Bill Hawkins, Miami (Fla.), 6-6, 260, Hollywood, Fla.; LB—*Derrick Thomas, Alabama, 6-4, 230, Miami, Fla.; LB—*Broderick Thomas, Nebraska, 6-3, 235, Houston, Texas; LB—Michael Stonebreaker, Notre Dame, 6-1, 228, River Ridge, La.; DB—*Deion Sanders, Florida St., 6-0, 195, Fort Myers, Fla.; DB—Donnell Woolford, Clemson, 5-10, 195, Fayetteville, N.C.; DB—Louis Oliver, Florida, 6-2, 222, Bell Glade, Fla.; DB—Darryl Henley, UCLA, 5-10, 165, Ontario, Calif.; P—Keith English, Colorado, 6-3, 215, Greeley, Colo.

1989

Offense WR—*Clarkston Hines, Duke, 6-1, 170, Chapel Hill, N.C.; WR—Terance Mathis, New Mexico, 5-9, 167, Stone Mountain, Ga.; TE—Mike Busch, Iowa St., 6-5, 252, Donahue, Iowa; L—Jim Mabry, Arkansas, 6-4, 262, Memphis, Tenn.; L—Bob Kula, Michigan St., 6-4, 282, West Bloomfield, Mich.; L—Mohammed Elewonibi, Brigham Young, 6-5, 290, Kamloops, British Columbia, Canada; L—Joe Garten, Colorado, 6-3, 280, Placenta, Calif.; L—*Eric Still, Tennessee, 6-3, 283, Germantown, Tenn.; C—Jake Young, Nebraska, 6-4, 270, Midland, Texas; QB—Andre Ware, Houston, 6-2, 205, Dickinson, Texas; RB—*Anthony Thompson, Indiana, 6-0, 209, Terre Haute, Ind.; RB—*Emmitt Smith, Florida, 5-10, 201, Pensacola, Fla.; PK—*Jason Hanson, Washington St., 6-0, 164, Spokane, Wash.

Defense L—Chris Zorich, Notre Dame, 6-1, 268, Chicago, Ill.; L—Greg Mark, Miami (Fla.), 6-4, 255, Pennsauken, N.J.; L—Tim Ryan, Southern California, 6-5, 260, San Jose, Calif.; L—*Moe Gardner, Illinois, 6-2, 250, Indianapolis, Ind.; LB—*Percy Snow, Michigan St., 6-3, 240, Canton, Ohio; LB—*Keith McCants, Alabama, 6-5, 256, Mobile, Ala.; LB—Alfred Williams, Colorado, 6-6, 230, Houston, Texas; DB—*Todd Lyght, Notre Dame, 6-1, 181, Flint, Mich.; DB—*Mark Carrier, Southern California, 6-1, 185, Long Beach, Calif.; DB—*Tripp Welborne, Michigan, 6-1, 193, Greensboro, N.C.; DB—LeRoy Butler, Florida St., 6-0, 194, Jacksonville, Fla.; P—Tom Rouen, Colorado, 6-3, 220, Littleton, Colo.

1990

Offense WR—*Raghib Ismail, Notre Dame, 5-10, 175, Wilkes-Barre, Pa.; WR—Herman Moore, Virginia, 6-5, 197, Danville, Va.; TE—*Chris Smith, Brigham Young, 6-4, 230, La Canada, Calif.; OL—*Antone Davis, Tennessee, 6-4, 310, Fort Valley, Ga.; OL—*Joe Garten, Colorado, 6-3, 280, Placentia, Calif.; OL—*Ed King, Auburn, 6-4, 284, Phenix City, Ala.; OL—Stacy Long, Clemson, 6-2, 275, Griffin, Ga.; C—John Flannery, Syracuse, 6-4, 301, Pottsville, Pa.; QB—Ty Detmer, Brigham Young, 6-0, 175, San Antonio, Texas; RB—*Eric Bieniemy, Colorado, 5-7, 195, West Covina, Calif.; RB—Darren Lewis, Texas A&M, 6-0, 220, Dallas, Texas; PK—*Philip Doyle, Alabama, 6-1, 190, Birmingham, Ala.

Defense DL—*Russell Maryland, Miami (Fla.), 6-2, 273, Chicago, Ill.; DL—*Chris Zurich, Notre Dame, 6-1, 266, Chicago, Ill.; DL—Moe Gardner, Illinois, 6-2, 258, Indianapolis, Ind.; DL—David Rocker, Auburn, 6-4, 264, Atlanta, Ga.; LB—*Alfred Williams, Colorado, 6-6, 236, Houston, Texas; LB—*Michael Stonebreaker, Notre Dame, 6-1, 228, River Ridge, La.; LB—Maurice Crum, Miami (Fla.), 6-0, 222, Tampa, Fla.; DB—*Tripp Welborn, Michigan, 6-1, 201, Greensboro, N.C.; DB—*Darryl Lewis, Arizona, 5-9, 186, West Covina, Calif.; DB—*Ken Swilling, Georgia Tech, 6-3, 230, Toccoa, Ga.; DB—Todd Lyght, Notre Dame, 6-1, 184, Flint, Mich.; P—Brian Greenfield, Pittsburgh, 6-1, 210, Sherman Oaks, Calif.

1991

Offense WR—*Desmond Howard, Michigan, 5-9, 176, Cleveland, Ohio; WR—Mario Bailey, Washington, 5-9, 167, Seattle, Wash.; TE—Kelly Blackwell, TCU, 6-2, 242, Fort Worth, Texas; OL—*Greg Skrepenak, Michigan, 6-8, 322, Wilkes-Barre, Pa.; OL—Bob Whitfield, Stanford, 6-7, 300, Carson, Calif.; OL—Jeb Flesch, Clemson, 6-3, 266, Morrow, Ga.; (tie) OL—Jerry Ostroski, Tulsa, 6-4, 305, Colledgeville, Pa.; Mirko Jurkovic, Notre Dame, 6-4, 289, Calumet City, Ill.; C—*Jay Leeuwenburg, Colorado, 6-3, 265, Kirkwood, Mo.; QB—Ty Detmer, Brigham Young, 6-0, 175, San Antonio, Texas; RB—*Vaughn Dunbar, Indiana, 6-0, 207, Fort Wayne, Ind.; (tie) RB—Trevor Cobb, Rice, 5-9, 180, Houston, Texas; Russell White, California, 6-0, 210, Van Nuys, Calif.; PK—Carlos Huerta, Miami (Fla.), 5-9, 186, Miami, Fla.

Defense DL—*Steve Emtman, Washington, 6-4, 280, Cheney, Wash.; DL—*Santana Dotson, Baylor, 6-5, 264, Houston, Texas; DL—Brad Culpepper, Florida, 6-2, 263, Tallahassee, Fla.; DL—Leroy Smith, Iowa, 6-2, 214, Sicklerville, N.J.; LB—*Robert Jones, East Caro., 6-3, 234, Blackstone, Va.; LB—Marvin Jones, Florida St., 6-2, 220, Miami, Fla.; LB—Levon Kirkland, Clemson, 6-2, 245, Lamar, S.C.; DB—*Terrell Buckley, Florida St., 5-10, 175, Pascagoula, Miss.; DB—Dale Carter, Tennessee, 6-2, 182, Oxford, Ga.; DB—Kevin Smith, Texas A&M, 6-0, 180, Orange, Texas; DB—Darryl Williams, Miami (Fla.), 6-2, 190, Miami, Fla.; P—*Mark Bounds, Texas Tech, 5-11, 185, Stamford, Texas.

1992

Offense WR—O.J. McDuffie, Penn St., 5-11, 185, Warrensville Heights, Ohio; WR—Sean Dawkins, California, 6-4, 205, Sunnyvale, Calif.; TE—*Chris Gedney, Syracuse, 6-5, 256, Liverpool, N.Y.; OL—*Lincoln Kennedy, Washington, 6-7, 325, San Diego, Calif.; OL—*Will Shields, Nebraska, 6-1, 305, Lawton, Okla.; OL—Aaron Taylor, Notre Dame, 6-4, 294, Concord, Calif.; (tie) OL—Willie Roof, Louisiana Tech, 6-5, 300, Pine Bluff, Ark.; Everett Lindsay, Mississippi, 6-5, 290, Raleigh, N.C.; C—Mike Compton, West Virginia, 6-7, 289, Richlands, Va.; QB—*Gino Torretta, Miami (Fla.), 6-3, 205, Pinole, Calif.; RB—*Marshall Faulk, San Diego St., 5-10, 200, New Orleans, La.; RB—*Garrison Hearst, Georgia, 5-11, 202, Lincolnton, Ga.; PK—Joe Allison, Memphis, 6-0, 184, Atlanta, Ga.

Defense DL—Eric Curry, Alabama, 6-6, 265, Thomasville, Ga.; DL—John Copeland, Alabama, 6-3, 261, Lanett, Ala.; DL—Chris Slade, Virginia, 6-5, 235, Tabb, Va.; DL—Rob Waldrop, Arizona, 6-2, 265, Phoenix, Ariz.; LB—*Marcus Buckley, Texas A&M, 6-4, 230, Fort Worth, Texas; LB—*Marvin Jones, Florida St., 6-2, 235, Miami, Fla.; LB—*Michael Barrow, Miami (Fla.), 6-2, 230, Homestead, Fla.; DB—*Carlton McDonald, Air Force, 6-0, 185, Jacksonville, Fla.; DB—Carlton Gray, UCLA, 6-0, 194, Cincinnati, Ohio; DB—Deon Figures, Colorado, 6-1, 195, Compton, Calif.; DB—Ryan McNeil, Miami (Fla.), 6-2, 185, Fort Pierce, Fla.; P—Sean Snyder, Kansas St., 6-1, 190, Greenville, Texas.

1993

Offense WR—*J.J. Stokes, UCLA, 6-5, 214, San Diego, Calif.; WR—Johnnie Morton, Southern California, 6-0, 190, Torrance, Calif.; OL—Mark Dixon, Virginia, 6-4, 283, Jamestown, N.C.; OL—Stacy Seegars, Clemson, 6-4, 320, Kershaw, S.C.; OL—*Aaron Taylor, Notre Dame, 6-4, 299, Concord, Calif.; OL—Wayne Gandy, Auburn, 6-5, 275, Haines City, Fla.; C—*Jim Pyne, Virginia Tech, 6-2, 280, Milford, Mass.; QB—*Charlie Ward, Florida St., 6-2, 190, Thomasville, Ga.; RB—*Marshall Faulk, San Diego St., 5-10, 200, New Orleans, La.; RB—*LeShon Johnson, Northern Ill., 6-0, 201, Haskell, Okla.; PK—Bjorn Merten, UCLA, 6-0, 203, Centerville, Va.; KR—David Palmer, Alabama, 5-9, 170, Birmingham, Ala.

Defense DL—*Rob Waldrop, Arizona, 6-2, 275, Phoenix, Ariz.; DL—Dan Wilkinson, Ohio St., 6-5, 300, Dayton, Ohio; DL—Sam Adams, Texas A&M, 6-4, 269, Cypress, Texas; LB—*Trev Alberts, Nebraska, 6-4, 240, Cedar Falls, Iowa; LB—*Derrick Brooks, Florida St., 6-1, 225, Pensacola, Fla.; LB—Jamir Miller, UCLA, 6-4, 233, El Cerrito, Calif.; DB—*Antonio Langham, Alabama, 6-1, 170, Town Creek, Ala.; DB—Aaron Glenn, Texas A&M, 5-10, 182, Aldine, Texas; DB—Jeff Burris, Notre Dame, 6-0, 204, Rock Hill, S.C.; DB—Corey Sawyer, Florida St., 5-11, 171, Key West, Fla.; P—Terry Daniel, Auburn, 6-1, 226, Valley, Ala.

1994

Offense WR—Jack Jackson, Florida, 5-9, 171, Moss Point, Miss.; WR—Michael Westbrook, Colorado, 6-4, 210, Detroit, Mich.; TE—Pete Mitchell, Boston College, 6-2, 238, Bloomfield Hills, Mich.; OL—*Zach Wiegert, Nebraska, 6-5, 300, Fremont, Neb.; OL—Tony Boselli, Southern California, 6-8, 305, Boulder, Colo.; OL—Korey Stringer, Ohio St., 6-5, 315, Warren, Ohio; OL—Brenden Stai, Nebraska, 6-4, 300, Yorba Linda, Calif.; C—Cory Raymer, Wisconsin, 6-4, 290, Fond du Lac, Wis.; QB—Kerry Collins, Penn St., 6-5, 235, West Lawn, Pa.; RB—*Rashaan Salaam, Colorado, 6-1, 210, San Diego, Calif.; RB—*Ki-Jana Carter, Penn St., 5-10, 212, Westerville, Ohio; PK—Steve McLaughlin, Arizona, 6-1, 175, Tucson, Ariz.; KR—Leeland McElroy, Texas A&M, 5-11, 200, Beaumont, Texas.

Defense DL—*Warren Sapp, Miami (Fla.), 6-3, 284, Plymouth, Fla.; DL—Tedy Bruschi, Arizona, 6-1, 255, Roseville, Calif.; DL—Luther Ellis, Utah, 6-6, 288, Mancos, Colo.; DL—Kevin Carter, Florida, 6-6, 265, Tallahassee, Fla.; LB—*Dana Howard, Illinois, 6-0, 235, East St. Louis, Ill.; LB—Ed Stewart, Nebraska, 6-1, 215, Chicago, Ill.; LB—Derrick Brooks, Florida St., 6-1, 226, Pensacola, Fla.; DB—Clifton Abraham, Florida St., 5-9, 185, Dallas, Texas; DB—Bobby Taylor, Notre Dame, 6-3, 201, Longview, Texas; DB—Chris Hudson, Colorado, 5-11, 195, Houston, Texas; DB—Brian Robinson, Auburn, 6-3, 194, Fort Lauderdale, Fla.; DB—Tony Bouie, Arizona, 5-10, 183, New Orleans, La.; P—*Todd Sauerbrun, West Virginia, 6-0, 205, Setauket, N.Y.

1995

Offense WR—Terry Glenn, Ohio St., 5-11, 185, Columbus, Ohio; WR—*Keyshawn Johnson, Southern California, 6-4, 210, Los Angeles, Calif.; TE—*Marco Battaglia, Rutgers, 6-3, 240, Queens, N.Y.; OL—*Jonathan Ogden, UCLA, 6-8, 310, Washington, D.C.; OL—*Jason Odom, Florida, 6-5, 291, Bartow, Fla.; OL—*Orlando Pace, Ohio St., 6-6, 320, Sandusky, Ohio; OL—Jeff Hartings, Penn St., 6-3, 278, St. Henry, Ohio; (tie) C—Clay Shiver, Florida St., 6-2, 285, Tifton, Ga.; Bryan Stoltenberg, Colorado, 6-2, 280, Sugarland, Texas; QB—Tommie Frazier, Nebraska, 6-2, 205, Bradenton, Fla.; RB—*Eddie George, Ohio St., 6-3, 230, Philadelphia, Pa.; RB—Troy Davis, Iowa St., 5-8, 182, Miami, Fla.; PK—Michael Reeder, TCU, 6-0, 160, Sulphur, La.

Defense DL—*Tedy Bruschi, Arizona, 6-1, 253, Roseville, Calif.; DL—Cornell Brown, Virginia Tech, 6-2, 240, Lynchburg, Va.; DL—Marcus Jones, North Carolina, 6-6, 270, Jacksonville, N.C.; DL—Tony Brackens, Texas, 6-4, 250, Fairfield, Texas; LB—*Zach Thomas, Texas Tech, 6-0, 232, Pampa, Texas; LB—Kevin Hardy, Illinois, 6-4, 243, Evansville, Ind.; LB—Pat Fitzgerald, Northwestern, 6-4, 228, Orland Park, Ill.; DB—Chris Canty, Kansas St., 5-10, 190, Voorhees, N.J.; DB—*Lawyer Milloy, Washington, 6-2, 200, Tacoma, Wash.; DB—Aaron Beasley, West Virginia, 6-0, 190, Pottstown, Pa.; DB—Greg Myers, Colorado St., 6-2, 191, Windsor, Colo.; P—Brad Maynard, Ball St., 6-1, 175, Atlanta, Ind.

1996

Offense WR—Marcus Harris, Wyoming, 6-2, 216, Senior, Minneapolis, Minn.; (tie) WR—Ike Hilliard, Florida, 5-11, 182, Junior, Patterson, La.; Reidel Anthony, Florida, 6-0, 181, Junior, South Bay, Fla.; TE—Tony Gonzalez, California, 6-6, 235, Junior, Huntington Beach, Calif.; OL—*Orlando Pace, Ohio St., 6-6, 330, Junior, Sandusky, Ohio; OL—Juan Roque, Arizona St., 6-8, 319, Senior, Ontario, Calif.; OL—Chris Naeole, Colorado, 6-4, 310, Senior, Kaaava, Hawaii; OL—Dan Neil, Texas, 6-2, 283, Senior, Cypress Creek, Texas; OL—Benji Olson, Washington, 6-4, 310, Sophomore, Port Orchard, Wash.; C—Aaron Taylor, Nebraska, 6-1, 305, Junior, Wichita Falls, Texas; QB—Danny Wuerffel, Florida, 6-2, 209, Senior, Fort Walton Beach, Fla.; RB—*Byron Hanspard, Texas Tech, 6-0, 193, Junior, DeSoto, Texas; RB—Troy Davis, Iowa St., 5-8, 185, Junior, Miami, Fla.; PK—Marc Primanti, North Carolina St., 5-7, 171, Senior, Thorndale, Pa.

Defense DL—Grant Wistrom, Nebraska, 6-5, 250, Junior, Webb City, Mo.; DL—Peter Boulware, Florida St., 6-5, 255, Junior, Columbia, S.C.; DL—Reinard Wilson, Florida St., 6-2, 255, Senior, Lake City, Fla.; (tie) DL—Derrick Rodgers, Arizona St., 6-2, 220, Junior, Cordova, Tenn.; Mike Vrabel, Ohio St., 6-4, 260, Senior, Akron, Ohio; LB—Canute Curtis, West Virginia, 6-2, 250, Senior, Amityville, N.Y.; LB—Pat Fitzgerald, Northwestern, 6-2, 243, Senior, Orland Park, Ill.; LB—Matt Russell, Colorado, 6-2, 245, Senior, Fairview Heights, Ill.; LB—Jarrett Irons, Michigan, 6-2, 234, Senior, The Woodlands, Texas; DB—*Chris Canty, Kansas St., 5-10, 190, Junior, Voorhees, N.J.; DB—*Kevin Jackson, Alabama, 6-2, 206, Senior, Dothan, Ala.; DB—Dre' Bly, North Carolina, 5-10, 180, Freshman, Chesapeake, Va.; DB—Shawn Springs, Ohio St., 6-0, 188, Junior, Silver Spring, Md.; P—Brad Maynard, Ball St., 6-1, 176, Senior, Atlanta, Ind.

1997

Offense WR—*Randy Moss, Marshall, 6-5, 210, Sophomore, Rand, W.Va.; WR—Jacquez Green, Florida, 5-9, 168, Junior, Fort Valley, Ga.; TE—Alonzo Mayes, Oklahoma St., 6-6, 265, Senior, Oklahoma City, Okla.; OL—*Aaron Taylor, Nebraska, 6-1, 305, Senior, Wichita Falls, Texas; OL—Alan Faneca, LSU, 6-5, 310, Junior, Rosenberg, Texas; OL—Kyle Turley, San Diego St., 6-6, 305, Senior, Moreno Valley, Calif.; OL—Chad Overhauser, UCLA, 6-6, 304, Senior, Sacramento, Calif.; C—Olin Kreutz, Washington, 6-4, 290, Junior, Honolulu, Hawaii; QB—Peyton Manning, Tennessee, 6-5, 222, Senior, New Orleans, La.; RB—*Ricky Williams, Texas, 6-0, 220, Junior, San Diego, Calif.; RB—Curtis Enis, Penn St., 6-1, 233, Junior, Union City, Ohio; PK—Martin Gramatica, Kansas St., 5-9, 170, Junior, Buenos Aires, Argentina; KR—Tim Dwight, Iowa, 5-9, 185, Senior, Iowa City, Iowa.

Defense DL—Grant Wistrom, Nebraska, 6-5, 255, Senior, Webb City, Mo.; DL—Andre Wadsworth, Florida St., 6-4, 282, Senior, Miami, Fla.; DL—Greg Ellis, North Carolina, 6-6, 265, Senior, Wendell, N.C.; DL—Jason Peter, Nebraska, 6-5, 285, Senior, Locust, N.J.; LB—Andy Katzenmoyer, Ohio St., 6-4, 260, Sophomore, Westerville, Ohio; LB—Sam Cowart, Florida St., 6-3, 239, Senior, Jacksonville, Fla.; LB—Anthony Simmons, Clemson, 6-1, 225, Junior, Spartanburg, S.C.; LB—Brian Simmons, North Carolina, 6-4, 230, Senior, New Bern, N.C.; DB—*Charles Woodson, Michigan, 6-1, 198, Junior, Fremont, Ohio; DB—Dre' Bly, North Carolina, 5-10, 185, Sophomore, Chesapeake, Va.; DB—Fred Weary, Florida, 5-10, 180, Senior, Jacksonville, Fla.; DB—Brian Lee, Wyoming, 6-2, 200, Senior, Arvada, Colo.; P—Chad Kessler, LSU, 6-1, 197, Senior, Longwood, Fla.

1998

Offense WR—Torry Holt, North Carolina St., 6-2, 188, Senior, Gibsonville, N.C. (Eastern Guilford HS); WR—Peter Warrick, Florida St., 6-0, 190, Junior, Bradenton, Fla. (SouthEast HS); WR—Troy Edwards, Louisiana Tech, 5-10, 195, Senior, Shreveport, La. (Huntington HS); TE—*Rufus French, Mississippi, 6-4, 245, Junior, Amory, Miss. (Amory HS); OL—Kris Farris, UCLA, 6-9, 310, Junior, Mission Viejo, Calif. (Santa Margarita HS); OL—Aaron Gibson, Wisconsin, 6-7, 372, Senior, Indianapolis, Ind. (Decatur Central HS); OL—Matt Stinchcomb, Georgia, 6-6, 291, Senior, Lilburn, Ga. (Lilburn HS); OL—Rob Murphy, Ohio St., 6-5, 300, Junior, Cincinnati, Ohio (Moeller HS); C—Craig Page, Georgia Tech, 6-3, 288, Senior, Jupiter, Fla. (Jupiter HS); (tie) QB—Cade McNown, UCLA, 6-1, 214, Senior, West Lynn, Ore.

(West Linn HS); Michael Bishop, Kansas St., 6-1, 205, Senior, Willis, Texas (Willis HS); Tim Couch, Kentucky, 6-5, 225, Junior, Hyden, Ky. (Leslie County HS); RB—Ricky Williams, Texas, 6-0, 225, Senior, San Diego, Calif. (Patrick Henry HS); RB—Mike Cloud, Boston College, 5-11, 201, Senior, Portsmouth, R.I. (Portsmouth HS); PK—Sebastian Janikowski, Florida St., 6-2, 255, Sophomore, Daytona Beach, Fla. (Seabreeze HS); KR—David Allen, Kansas St., 5-9, 185, Sophomore, Liberty, Mo. (Liberty HS).

Defense DL—*Tom Burke, Wisconsin, 6-4, 249, Senior, Poplar, Wis. (Northwestern HS); DL—Montae Reagor, Texas Tech, 6-2, 254, Senior, Waxahachie, Texas (Waxahachie HS); DL—Jared DeVries, Iowa, 6-4, 284, Senior, Applington, Iowa (Applington-Parkersburg HS); LB—*Chris Claiborne, Southern California, 6-3, 250, Junior, Riverside, Calif. (North HS); LB—*Dat Nguyen, Texas A&M, 6-0, 216, Senior, Rockport, Texas (Rockport-Fulton HS); LB—Jeff Kelly, Kansas St., 6-0, 250, Senior, LaGrange, Texas (LaGrange HS); LB—Al Wilson, Tennessee, 6-0, 226, Senior, Jackson, Tenn. (Central Merry HS); DB—*Chris McAlister, Arizona, 6-2, 185, Senior, Pasadena, Calif. (Pasadena HS); DB—*Antoine Winfield, Ohio St., 5-9, 180, Senior, Akron, Ohio (Garfield HS); DB—Champ Bailey, Georgia, 6-1, 186, Junior, Folkston, Ga. (Folkston HS); DB—Anthony Poindexter, Virginia, 6-1, 220, Senior, Forest, Va. (Jefferson Forest HS); P—Joe Kristosik, UNLV, 6-3, 220, Junior, Las Vegas, Nev. (Bishop Gorman HS).

1999

Offense WR—Troy Walters, Stanford, 5-8, 170, Senior, College Station, Texas (A&M Consolidated HS); WR—*Peter Warrick, Florida St., 6-0, 195, Senior, Bradenton, Fla. (Southeast HS); TE—James Whalen, Kentucky, 6-4, 231, Senior, Portland, Ore. (LaSalle HS); OL—*Chris McIntosh, Wisconsin, 6-7, 310, Senior, Pewaukee, Wis. (Pewaukee HS); OL—*Chris Samuels, Alabama, 6-6, 291, Senior, Mobile, Ala. (Shaw HS); OL—Cosey Coleman, Tennessee, 6-5, 315, Junior, Clarkston, Ga. (Southwest DeKalb HS); OL—Jason Whitaker, Florida St., 6-5, 300, Senior, Panama City, Fla. (Moseley HS); C—Ben Hamilton, Minnesota, 6-5, 271, Junior, Plymouth, Minn. (Wayzata HS); C—Rob Riti, Missouri, 6-3, 289, Senior, Florissant, Mo. (Hazelwood West HS); QB—Joe Hamilton, Georgia Tech, 5-10, 189, Senior, Alvin, S.C. (Macedonia HS); RB—*Ron Dayne, Wisconsin, 5-10, 254, Senior, Berlin, N.J. (Overbrook HS); RB—Thomas Jones, Virginia, 5-10, 205, Senior, Big Stone Gap, Va. (Powell Valley HS); PK—*Sebastian Janikowski, Florida St., 6-2, 255, Junior, Daytona Beach, Fla. (Seabreeze HS); AP—Dennis Northcutt, Arizona, 5-11, 178, Senior, Los Angeles, Calif. (Dorsey HS).

Defense DL—*Courtney Brown, Penn St., 6-5, 270, Senior, Alvin, S.C. (Macedonia HS); DL—*Corey Moore, Virginia Tech, 6-0, 225, Senior, Brownsville, Tenn. (Haywood HS); DL—Corey Simon, Florida St., 6-4, 275, Senior, Pompano Beach, Fla. (Ely HS); LB—*LaVar Arrington, Penn St., 6-3, 242, Junior, Pittsburgh, Pa. (North Hills HS); LB—Mark Simoneau, Kansas St., 6-0, 240, Senior, Smith Center, Kan. (Smith Center HS); LB—Brandon Short, Penn St., 6-3, 252, Senior, McKeesport, Pa. (McKeesport HS); DB—Tyrone Carter, Minnesota, 5-9, 184, Senior, Pompano Beach, Fla. (Ely HS); DB—Brian Urlacher, New Mexico, 6-4, 240, Senior, Lovington, N.M. (Lovington HS); DB—Ralph Brown, Nebraska, 5-10, 180, Senior, Hacienda Heights, Calif. (Bishop Amat HS); DB—Deon Grant, Tennessee, 6-3, 205, Junior, Augusta, Ga. (Josey HS); DB—Deltha O'Neal, California, 5-11, 195, Senior, Milpitas, Calif. (Milpitas HS); P—Andrew Bayes, East Caro., 6-3, 200, Senior, Hyattsville, Md. (DeMatha HS).

2000

Offense WR—Marvin Minnis, Florida St., 6-1, 185, Senior, Miami, Fla. (Northwestern HS); (tie) WR—Antonio Bryant, Pittsburgh, 6-2, 185, Sophomore, Miami, Fla. (Northwestern HS); Fred Mitchell, UCLA, 6-0, 188, Junior, Lakeland, Fla. (Kathleen HS); TE—*Brian Natkin, UTEP, 6-4, 245, Senior, San Antonio, Texas (Churchill HS); OL—*Steve Hutchinson, Michigan, 6-5, 299, Senior, Coral Springs, Fla. (Coral Springs HS); OL—Ben Hamilton, Minnesota, 6-5, 285, Senior, Plymouth, Minn. (Wayzata HS); OL—Chris Brown, Georgia Tech, 6-6, 315, Senior, Augusta, Ga. (Butler HS); OL—Leonard Davis, Texas, 6-6, 365, Senior, Wortham, Texas (Wortham HS); C—Dominic Raiola, Nebraska, 6-2, 300, Junior, Honolulu, Hawaii (St. Louis HS); QB—Josh Heupel, Oklahoma, 6-2, 214, Senior, Aberdeen, S.D. (Central HS); RB—*LaDainian Tomlinson, TCU, 5-11, 220, Senior, Waco,

Texas (University HS); RB—Damien Anderson, Northwestern, 5-11, 202, Junior, Wilmington, Ill. (Wilmington HS); PK—Jonathan Ruffin, Cincinnati, 5-10, 184, Sophomore, Metairie, La. (Ridgewood Prep HS); AP—Santana Moss, Miami (Fla.), 5-10, 180, Senior, Miami, Fla. (Carol City HS).

Defense DL—*Jamal Reynolds, Florida St., 6-4, 254, Senior, Aiken, S.C. (Aiken HS); DL—*Andre Carter, California, 6-5, 265, Senior, San Jose, Calif. (Oak Grove HS); DL—Casey Hampton, Texas, 6-1, 310, Senior, Galveston, Texas (Ball HS); DL—John Henderson, Tennessee, 6-7, 290, Junior, Nashville, Tenn. (Pearl Cohn HS); LB—*Dan Morgan, Miami (Fla.), 6-3, 245, Senior, Coral Springs, Fla. (Taravella HS); LB—Rocky Calmus, Oklahoma, 6-3, 240, Junior, Jenks, Okla. (Jenks HS); LB—Keith Adams, Clemson, 5-11, 220, Junior, College Park, Ga. (Westlake HS); DB—Dwight Smith, Akron, 5-11, 205, Senior, Detroit, Mich. (Central HS); DB—Jamar Fletcher, Wisconsin, 5-10, 175, Junior, St. Louis, Mo. (Hazelwood East HS); DB—Fred Smoot, Mississippi St., 6-1, 179, Senior, Jackson, Miss. (Provine HS); (tie) DB—Tay Cody, Florida St., 5-11, 180, Senior, Blakely, Ga. (Early County HS); Edward Reed, Miami (Fla.), 6-0, 190, Junior, St. Rose, La. (Destrehan HS); J.T. Thatcher, Oklahoma, 6-0, 225, Senior, Norman, Okla. (Norman HS); P—Nick Harris, California, 6-3, 225, Senior, Avondale, Ariz. (Westview HS).

2001

Offense WR—*Jabar Gaffney, Florida, 6-1, 197, Sophomore, Jacksonville, Fla. (Raines HS); WR—Josh Reed, LSU, 5-11, 205, Junior, Rayne, La. (Rayne HS); TE—Dan Graham, Colorado, 6-3, 245, Senior, Denver, Colo. (Thomas Jefferson HS); OL—*Bryant McKinnie, Miami (Fla.), 6-9, 335, Senior, Woodbury, N.J. (Woodbury HS); OL—Toniu Fonoti, Nebraska, 6-4, 340, Junior, Hauula, Hawaii (Kahuku HS); (tie) OL—Andre Gurode, Colorado, 6-4, 320, Senior, Houston, Texas (North Shore HS); Mike Williams, Texas, 6-6, 339, Senior, The Colony, Texas (The Colony HS); Mike Pearson, Florida, 6-7, 300, Junior, Seffner, Fla. (Armwood HS); Terrence Metcalf, Mississippi, 6-4, 315, Senior, Clarksdale, Miss. (Clarksdale HS); C—LeCharles Bentley, Ohio St., 6-2, 300, Senior, Cleveland, Ohio (St. Ignatius HS); QB—Rex Grossman, Florida, 6-1, 223, Sophomore, Bloomington, Ind. (Bloomington South HS); RB—Luke Staley, Brigham Young, 6-2, 225, Junior, Tualatin, Ore. (Tualatin HS); RB—William Green, Boston College, 6-1, 217, Junior, Atlantic City, N.J. (Holy Spirit HS); PK—Damon Duval, Auburn, 6-1, 186, Junior, Chattanooga, Tenn. (Central HS).

Defense DL—Alex Brown, Florida, 6-4, 254, Senior, White Springs, Fla. (Hamilton County HS); DL—*Dwight Freeney, Syracuse, 6-1, 250, Senior, Bloomfield, Conn. (Bloomfield HS); DL—John Henderson, Tennessee, 6-7, 290, Senior, Nashville, Tenn. (Pearl Cohn HS); DL—*Julius Peppers, North Carolina, 6-6, 285, Junior, Bailey, N.C. (Southern Nash HS); LB—Rocky Calmus, Oklahoma, 6-3, 235, Senior, Jenks, Okla. (Jenks HS); LB—Robert Thomas, UCLA, 6-2, 237, Senior, Imperial, Calif. (Imperial HS); LB—E.J. Henderson, Maryland, 6-2, 238, Junior, Aberdeen, Md. (Aberdeen HS); DB—*Quentin Jammer, Texas, 6-1, 200, Senior, Angleton, Tex. (Angleton HS); DB—*Edward Reed, Miami (Fla.), 6-0, 198, Senior, St. Rose, La. (Destrehan HS); DB—*Roy Williams, Oklahoma, 6-0, 215, Junior, Union City, Calif. (James Logan HS); P—Travis Dorsch, Purdue, 6-6, 222, Junior, Bozeman, Mont. (Bozeman HS).

2002

Offense WR—*Charles Rogers, Michigan St., 6-4, 205, Junior, Saginaw, Mich. (Saginaw HS); (tie) WR—Reggie Williams, Washington, 6-4, 200, Sophomore, Tacoma, Wash. (Lakes HS); Rashaun Woods, Oklahoma St., 6-2, 187, Junior, Oklahoma City, Okla. (Millwood HS); TE—*Dallas Clark, Iowa, 6-4, 244, Junior, Livermore, Iowa (Twin River Valley HS); OL—Shawn Andrews, Arkansas, 6-5, 345, Sophomore, Camden, Ark. (Fairview HS); OL—Eric Steinbach, Iowa, 6-7, 284, Senior, Lockport, Ill. (Providence Catholic HS); OL—Derrick Dockery, Texas, 6-6, 345, Senior, Garland, Texas (Lakeview Centennial HS); OL—Jordan Gross, Utah, 6-5, 306, Senior, Fruitland, Idaho (Fruitland HS); C—Brett Romberg, Miami (Fla.), 6-3, 290, Senior, Windsor, Ontario, Canada (Belle River HS); QB—Carson Palmer, Southern California, 6-5, 225, Senior, Laguna Niguel, Calif. (Santa Margarita HS); RB—*Larry Johnson, Penn St., 6-2, 222, Senior, State College, Pa. (State College Area HS); RB—Willis McGahee, Miami (Fla.), 6-1, 224, Sophomore, Miami, Fla. (Central HS); PK—Mike Nugent,

Ohio St., 5-10, 170, Sophomore, Centerville, Ohio (Centerville HS); AP/KR—Derek Abney, Kentucky, 5-10, 175, Junior, Mosinee, Wis. (Everest HS).

Defense DL—*Terrell Suggs, Arizona St., 6-3, 251, Junior, Chandler, Ariz. (Hamilton HS); DL—David Pollack, Georgia, 6-2, 275, Sophomore, Snellville, Ga. (Shiloh HS); DL—Rien Long, Washington St., 6-6, 287, Junior, Anacortes, Wash. (Anacortes HS); DL—Tommie Harris, Oklahoma, 6-3, 280, Sophomore, Killeen, Texas (Ellison HS); LB—E.J. Henderson, Maryland, 6-2, 250, Senior, Aberdeen, Md. (Aberdeen HS); LB—Teddy Lehman, Oklahoma, 6-2, 235, Junior, Fort Gibson, Okla. (Fort Gibson HS); LB—Matt Wilhelm, Ohio St., 6-5, 245, Senior, Lorain, Ohio (Elyria Catholic HS); DB—*Mike Doss, Ohio St., 5-11, 204, Senior, Canton, Ohio (McKinley HS); DB—*Terence Newman, Kansas St., 5-11, 185, Senior, Salina, Kan. (Central HS); DB—*Shane Walton, Notre Dame, 5-11, 185, Senior, San Diego, Calif. (Bishops School HS); DB—Troy Polamalu, Southern California, 5-10, 215, Senior, Temille, Ore. (Douglas HS); P—Mark Mariscal, Colorado, 6-2, 200, Senior, Tallahassee, Fla. (Lincoln HS).

2003

Offense WR—*Larry Fitzgerald, Pittsburgh, 6-3, 225, Sophomore, Minneapolis, Minn. (Valley Forge Military); WR—Mike Williams, Southern California, 6-5, 230, Sophomore, Tampa, Fla. (Plant HS); TE—*Kellen Winslow, Miami (Fla.), 6-5, 250, Junior, San Diego, Calif. (Scripps Ranch HS); OL—*Shawn Andrews, Arkansas, 6-6, 353, Junior, Camden, Ark. (Fairview HS); OL—*Robert Gallery, Iowa, 6-7, 321, Senior, Masonville, Iowa (East Buchanan HS); OL—Jacob Rogers, Southern California, 6-6, 305, Senior, Oxnard, Calif. (Oxnard HS); OL—Alex Barron, Florida St., 6-6, 316, Junior, Orangeburg, S.C. (Wilkinson HS); C—*Jake Grove, Virginia Tech, 6-3, 300, Senior, Forest, Va. (Jefferson Forest HS); QB—*Jason White, Oklahoma, 6-3, 221, Senior, Tuttle, Okla. (Tuttle HS); RB—Chris Perry, Michigan, 6-1, 218, Senior, Advance, N.C. (Fork Union Military); RB—Kevin Jones, Virginia Tech, 6-0, 221, Junior, Chester, Pa. (Cardinal O'Hara HS); (tie) PK—Nate Kaeding, Iowa, 6-0, 180, Senior, Coralville, Iowa (Iowa City West HS); Nick Browne, TCU, 5-10, 172, Senior, Garland, Texas (Naaman Forest HS); AP/KR—*Antonio Perkins, Oklahoma, 6-0, 188, Junior, Lawton, Okla. (Lawton HS).

Defense DL—*Dave Ball, UCLA, 6-6, 269, Senior, Dixon, Calif. (Dixon HS); DL—*Tommie Harris, Oklahoma, 6-3, 289, Junior, Killeen, Texas (Ellison HS); DL—Chad Lavalais, LSU, 6-3, 292, Senior, Marksville, La. (Marksville HS); DL—Kenechi Udezue, Southern California, 6-4, 285, Junior, Los Angeles, Calif. (Verbum Dei HS); LB—*Teddy Lehman, Oklahoma, 6-2, 243, Senior, Fort Gibson, Okla. (Fort Gibson HS); LB—Derrick Johnson, Texas, 6-4, 230, Junior, Waco, Texas (Waco HS); LB—Grant Wiley, West Virginia, 6-1, 235, Senior, Trappe, Pa. (Perkiomen Valley HS); DB—*Derrick Strait, Oklahoma, 5-11, 195, Senior, Austin, Texas (Lanier HS); DB—*Sean Taylor, Miami (Fla.), 6-3, 230, Junior, Miami, Fla. (Gulliver Prep HS); DB—Keivan Ratliff, Florida, 5-10, 178, Senior, Columbus, Ohio (Whitehall-Yearling HS); DB—Will Allen, Ohio St., 6-2, 190, Senior, Dayton, Ohio (Huber Heights Wayne HS); P—Dustin Colquitt, Tennessee, 6-2, 196, Junior, Knoxville, Tenn. (Bearden HS).

2004

Offense WR—*Braylon Edwards, Michigan, 6-3, 208, Senior, Detroit, Mich. (Bishop Gallagher HS); WR—Taylor Stubblefield, Purdue, 6-1, 182, Senior, Yakima, Wash. (Davis HS); TE—*Heath Miller, Virginia, 6-5, 255, Junior, Swords Creek, Va. (Honaker HS); OL—*Jammal Brown, Oklahoma, 6-6, 313, Senior, Lawton, Okla. (MacArthur HS); OL—*Alex Barron, Florida St., 6-6, 308, Senior, Orangeburg, S.C. (Wilkinson HS); OL—David Baas, Michigan, 6-5, 323, Senior, Sarasota, Fla. (Riverview HS); OL—Elton Brown, Virginia, 6-6, 338, Senior, Hampton, Va. (Hampton HS); OL—Michael Munoz, Tennessee, 6-6, 315, Senior, Mason, Ohio (Moeller HS); C—Ben Wilkerson, LSU, 6-4, 297, Senior, Hemphill, Texas (Hemphill HS); QB—Matt Leinart, Southern California, 6-5, 225, Junior, Santa Ana, Calif. (Mater Dei HS); RB—*Adrian Peterson, Oklahoma, 6-2, 210, Freshman, Palestine, Texas (Palestine HS); RB—J.J. Arrington, California, 5-10, 210, Senior, Rocky Mount, N.C. (Northern Nash HS); PK—*Mike Nugent, Ohio St., 5-10, 180, Senior, Centerville, Ohio (Centerville HS); AP/KR—Reggie Bush, Southern California, 6-0, 200, Sophomore, Spring Valley, Calif. (Helix HS).

Defense DL—David Pollack, Georgia, 6-3, 261, Senior, Snellville, Ga. (Shiloh HS); DL—Erasmus James, Wisconsin, 6-4, 263, Senior, Pembroke Pines, Fla. (McArthur HS); DL—Shaun Cody, Southern California, 6-4, 295, Senior, Hacienda, Calif. (Los Altos HS); DL—Marcus Spears, LSU, 6-4, 298, Senior, Baton Rouge, La. (Southern Lab HS); LB—*Derrick Johnson, Texas, 6-4, 235, Senior, Waco, Texas (Waco HS); LB—Matt Grootegoed, Southern California, 5-11, 215, Senior, Huntington Beach, Calif. (Mater Dei HS); LB—A.J. Hawk, Ohio St., 6-1, 238, Junior, Centerville, Ohio (Centerville HS); DB—*Antriel Rolle, Miami (Fla.), 6-1, 202, Senior, Homestead, Fla. (South Dade HS); DB—Marlin Jackson, Michigan, 6-1, 196, Senior, Sharon, Pa. (Sharon HS); DB—Carlos Rogers, Auburn, 6-1, 200, Senior, Augusta, Ga. (Butler HS); DB—Ernest Shazor, Michigan, 6-4, 229, Senior, Detroit, Mich. (Martin Luther King HS); DB—Thomas Davis, Georgia, 6-1, 230, Junior, Shellman, Ga. (Randolph-Clay HS); P—Brandon Fields, Michigan St., 6-6, 234, Sophomore, Toledo, Ohio (St. John's HS).

2005

The 25-man NCAA Consensus all-America Football Team features 13 players on offense and 12 on defense. The players listed had the majority of votes competing against players at that position only. Three first-team votes were considered the minimum number required of the five teams. Twelve players were unanimous choices by the five organizations used in the consensus chart — Associated Press, Football Writers Association of America, American Football Coaches Association, Walter Camp Foundation and The Sporting News.

Offense WR—*Dwayne Jarrett, Southern California, 6-5, 195, Sophomore; WR—Jeff Samardzija, Notre Dame, 6-5, 215, Junior; TE—Marcedes Lewis, UCLA, 6-6, 255, Senior; OL—*Jonathan Scott, Texas, 6-7, 310, Senior; OL—Marcus McNeill, Auburn, 6-9, 337, Senior; OL—Max Jean-Gilles, Georgia, 6-4, 340, Senior; OL—Taitusi Lutui, Southern California, 6-6, 365, Senior; C—*Greg Eslinger, Minnesota, 6-3, 285, Senior; QB—Vince Young, Texas, 6-5, 230, Junior; **RB**—*Reggie Bush,

Southern California, 6-0, 200, Junior; RB—Jerome Harrison, Washington St., 5-9, 192, Senior; PK—Mason Crosby, Colorado, 6-2, 210, Junior; AP/KR—*Maurice Drew, UCLA, 5-8, 198, Junior.

Defense DL—*Elvis Dumervil, Louisville, 6-0, 256, Senior; DL—*Tamba Hali, Penn St., 6-3, 258, Senior; DL—Haloti Ngata, Oregon, 6-5, 338, Junior; DL—Rodrique Wright, Texas, 6-5, 305, Senior; **LB**—*A.J. Hawk, Ohio St., 6-1, 238, Senior; LB—*DeMeco Ryans, Alabama, 6-2, 232, Senior; LB—Paul Posluszny, Penn St., 6-2, 230, Junior; DB—*Jimmy Williams, Virginia Tech, 6-3, 206, Senior; DB—*Michael Huff, Texas, 6-1, 205, Senior; DB—Greg Blue, Georgia, 6-2, 214, Senior; DB—Tye Hill, Clemson, 5-10, 178, Senior; P—*Ryan Plackemeier, Wake Forest, 6-4, 235, Senior.

*Indicates unanimous selection. **Boldface indicates consensus repeater from 2004** (Reggie Bush was a consensus pick at all-purpose player/kick returner).

2005 Consensus Team Class Makeup: 17 seniors, 7 juniors and 1 sophomore.

Consensus All-Americans by College

Beginning in 1924, unanimous selections are indicated by (*).

AIR FORCE

58— Brock Strom, T
70— Ernie Jennings, E
85— Scott Thomas, DB
87— *Chad Hennings, DL
92— *Carlton McDonald, DB

AKRON

2000—Dwight Smith, DB

ALABAMA

30— *Fred Sington, T
34— Don Hutson, E
Bill Lee, T
Dixie Howell, B
35— Riley Smith, B
37— Leroy Monsky, G
41— Holt Rast, E
42— Joe Domnanovich, C
45— Vaughn Mancha, C
61— *Billy Neighbors, T
62— *Lee Roy Jordan, C
65— Paul Crane, C
66— Ray Perkins, E
*Cecil Dowdy, T
67— Dennis Homan, E
Bobby Johns, DB
71— Johnny Musso, B
72— *John Hannah, G
73— Buddy Brown, G
74— Leroy Cook, DL
Woodrow Lowe, LB
75— *Leroy Cook, DE
77— Ozzie Newsome, WR
78— Marty Lyons, DL
79— Jim Bunch, T
80— *E.J. Junior, DL
81— Tommy Wilcox, DB
82— Mike Pitts, DL
86— *Cornelius Bennett, LB
88— *Derrick Thomas, LB
89— *Keith McCants, LB
90— *Philip Doyle, PK
92— John Copeland, DL
Eric Curry, DL
93— David Palmer, KR
*Antonio Langham, DB
96— *Kevin Jackson, DB
99— *Chris Samuels, OL
2005— *DeMeco Ryans, LB

AMHERST

05— John Hubbard, B

ARIZONA

82— Ricky Hunley, LB
83— *Ricky Hunley, LB
87— Chuck Cecil, DB
90— *Darryll Lewis, DB

92— Rob Waldrop, DL
93— *Rob Waldrop, DL
94— Steve McLaughlin, PK
Tedy Bruschi, DL
Tony Bouie, DB
95— *Tedy Bruschi, DL
98— *Chris McAlister, DB
99— Dennis Northcutt, AP

ARIZONA ST.

72— Woody Green, B
73— Woody Green, B
77— John Jefferson, WR
78— *Al Harris, DL
81— Mike Richardson, DB
82— Mike Richardson, DB
Vernon Maxwell, DL
83— Luis Zendejas, PK
84— David Fulcher, DB
85— David Fulcher, DB
86— Danny Villa, OL
87— Randall McDaniel, OL
96— Juan Rogue, OL
Derrick Rodgers, DL
2002— *Terrell Suggs, DL

ARKANSAS

48— Clyde Scott, B
54— *Bud Brooks, G
65— Glen Ray Hines, T
Loyd Phillips, DT
66— *Loyd Phillips, DT
68— Jim Barnes, G
69— Rodney Brand, C
70— Dick Bumpas, DT
77— Leotis Harris, G
Steve Little, K
79— *Greg Kolenda, T
81— *Billy Ray Smith, DL
82— *Billy Ray Smith, DL
*Steve Korte, OL
88— Kendall Trainor, PK
Wayne Martin, DL
89— Jim Mabry, OL
2002— Shawn Andrews, OL
03— *Shawn Andrews, OL

ARMY

1898— Charles Romeyn, B
00— William Smith, E
01— Paul Bunker, T
Charles Daly, B
Paul Bunker, T-B
Robert Boyers, C
02— Arthur Tipton, C
Henry Torney, B
05— Henry Torney, B
07— William Erwin, G
11— Leland Devore, T
13— Louis Merillat, E
14— John McEwan, C
16— Elmer Oliphant, B
17— Elmer Oliphant, B
22— Ed Garbisch, C
26— Bud Sprague, T
27— Red Cagle, B
28— *Red Cagle, B

29— Red Cagle, B
32— Milt Summerfelt, G
43— *Casimir Myslinski, C
44— Glenn Davis, B
Doc Blanchard, B
45— Tex Coulter, T
John Green, G
*Glenn Davis, B
*Doc Blanchard, B
46— Hank Foldberg, E
*Glenn Davis, B
*Doc Blanchard, B
47— Joe Steffy, G
49— Arnold Galiffa, B
50— *Dan Foldberg, E
57— Bob Anderson, B
58— *Pete Dawkins, B
59— Bill Carpenter, E

AUBURN

32— Jimmy Hitchcock, B
57— *Jimmy Phillips, E
58— Zeke Smith, G
60— Ken Rice, T
64— Tucker Frederickson, B
69— Buddy McClinton, DB
70— Larry Willingham, DB
71— *Pat Sullivan, QB
*Terry Beasley, E
74— Ken Bernich, LB
83— Bo Jackson, RB
84— Gregg Carr, LB
85— *Bo Jackson, RB
86— *Ben Tamburello, C
*Brent Fullwood, RB
87— Tracy Rucker, DL
Aundray Bruce, LB
88— *Tracy Rucker, DL
90— *Ed King, OL
David Rucker, DL
93— Wayne Gandy, OL
Terry Daniel, P
94— Brian Robinson, DB
2001— Damon Duval, PK
04— Carlos Rogers, DB
05— Marcus McNeill, OL

BALL ST.

95— Brad Maynard, P
96— Brad Maynard, P

BAYLOR

30— Barton Koch, G
56— *Bill Glass, G
63— Lawrence Elkins, E
64— Lawrence Elkins, B
76— Gary Green, DB
79— Mike Singletary, LB
80— *Mike Singletary, LB
86— *Thomas Everett, DB
91— *Santana Dotson, DL

BOSTON COLLEGE

20— Luke Urban, E
40— Gene Goodreault, E
42— Mike Holovak, B
84— *Doug Flutie, QB
Tony Thurman, DB

85— Mike Ruth, DL
94— Pete Mitchell, TE
98— Mike Cloud, RB
2001— William Green, RB

BRIGHAM YOUNG

79— *Marc Wilson, QB
80— Nick Eyre, OL
81— *Jim McMahon, QB
82— *Gordon Hudson, TE
83— *Gordon Hudson, TE
*Steve Young, QB
86— Jason Buck, DL
89— Mohammed Elewonibi, OL
90— Ty Detmer, QB
*Chris Smith, TE
91— Ty Detmer, QB
2001— Luke Staley, RB

BROWN

02— Thomas Barry, B
06— John Mayhew, B
09— Adrian Regnier, E
10— Earl Sprackling, B
12— George Crowther, B
16— Fritz Pollard, B

CALIFORNIA

21— Brick Muller, E
Dan McMillan, T
22— Brick Muller, E
24— Edwin Horrell, C
28— Irv Phillips, E
30— Ted Beckett, G
35— Larry Lutz, T
37— Sam Chapman, B
38— Vic Boltari, B
48— Jackie Jensen, B
49— *Rod Franz, G
50— Les Richter, G
51— Les Richter, G
68— Ed White, MG
71— Sherman White, DT
74— Steve Bartkowski, QB
75— Chuck Muncie, RB
Steve Rivera, E
83— Ron Rivera, LB
91— Russell White, RB
92— Sean Dawkins, WR
96— Tony Gonzalez, TE
99— Deltha O'Neal, DB
2000— *Andre Carter, DL
Nick Harris, P
04— J.J. Arrington, RB

CARLISLE

1899— Isaac Seneca, B
03— James Johnson, B
07— Albert Exendine, E
Peter Hauser, B
11— Jim Thorpe, B
12— Jim Thorpe, B

CARNEGIE MELLON

28— Howard Harpster, B

CENTENARY (LA.)

33— Paul Geisler, E

CENTRE

- 19— James Weaver, C
Bo McMillin, B
- 21— Bo McMillin, B

CHICAGO

- 1898— Clarence Herschberger, B
- 04— Fred Speik, E
Walter Eckersall, B
- 05— Mark Catlin, E
Walter Eckersall, B
- 06— Walter Eckersall, B
- 08— Walter Steffen, B
- 13— Paul Des Jardien, C
- 22— John Thomas, B
- 24— Joe Pondelik, G
- 35— *Jay Berwanger, B

CINCINNATI

- 2000— Jonathan Ruffin, PK

CLEMSON

- 67— Harry Olszewski, G
- 74— Bennie Cunningham, TE
- 79— Jim Stuckey, DL
- 81— Jeff Davis, LB
Terry Kinard, DB
- 82— *Terry Kinard, DB
- 83— William Perry, DL
- 86— Terrence Flagler, RB
- 87— David Treadwell, PK
- 88— Donnell Woolford, DB
- 90— Stacy Long, OL
- 91— Jeb Flesch, OL
Levon Kirkland, LB
- 93— Stacy Seegars, OL
- 97— Anthony Simmons, LB
- 2000— Keith Adams, LB
- 05— Tye Hill, DB

COLGATE

- 13— Ellery Huntington, B
- 16— Clarence Horning, T
D. Belford West, T
Oscar Anderson, B
D. Belford West, T
- 19— Leonard Macaluso, B
- 30—

COLORADO

- 37— Byron White, B
- 60— Joe Romig, G
- 61— Joe Romig, G
- 67— Dick Anderson, DB
- 68— Mike Montler, G
- 69— Bob Anderson, B
- 70— Don Poppellwell, C
- 72— Cullen Bryant, DB
- 85— Barry Helton, P
- 86— Barry Helton, P
- 88— Keith English, P
- 89— Joe Garten, OL
Alfred Williams, LB
Tom Rouen, P
- 90— *Eric Bieniemy, RB
*Joe Garten, OL
*Alfred Williams, LB
- 91— *Jay Leeuwenburg, OL
- 92— Deon Figures, DB
- 94— Michael Westbrook, WR
*Rashaan Salaam, RB
Chris Hudson, DB
- 95— Bryan Stoltenberg, C
- 96— Matt Russell, LB
Chris Naeole, OL
- 2001— Dan Graham, TE
Andre Gurode, OL
- 02— Mark Mariscal, P
- 05— Mason Crosby, PK

COLORADO ST.

- 78— Mike Bell, DL
- 95— Greg Myers, DB

COLUMBIA

- 00— Bill Morley, B
- 01— Harold Weekes, B
Bill Morley, B
- 03— Richard Smith, B
- 42— Paul Governali, B
- 47— Bill Swiacki, E

CORNELL

- 1895— Clinton Wyckoff, B
- 00— Raymond Starbuck, B
- 01— William Warner, G
Sanford Hunt, G

- 02— William Warner, G
- 06— Elmer Thompson, G
William Newman, C
- 08— Bernard O'Rourke, G
- 14— John O'Hearn, E
Charles Barrett, B
Murray Shelton, E
Charles Barrett, B
- 15— Edgar Kaw, B
- 21— Edgar Kaw, B
- 22— Edgar Kaw, B
- 23— George Pfann, B
- 38— Brud Holland, E
- 39— Nick Drahos, T
- 40— Nick Drahos, T
- 71— *Ed Marinara, B

DARTMOUTH

- 03— Henry Hooper, C
Myron Witham, B
- 04— Joseph Gilman, G
- 05— Ralph Glaze, E
- 08— George Schildmiller, E
Clark Tobin, G
- 12— Wesley Englehorn, T
- 13— Robert Hogsett, E
- 14— Clarence Spears, G
- 15— Clarence Spears, G
- 17— Eugene Neely, G
- 19— Adolph Youngstrom, G
- 24— Carl Diehl, G
- 25— Carl Diehl, G
George Tully, E
*Andy Oberlander, B
- 38— Bob MacLeod, B

DUKE

- 33— Fred Crawford, T
- 36— Ace Parker, B
- 71— Ernie Jackson, DB
- 89— *Clarkston Hines, WR

DUQUESNE

- 36— Mike Basrak, C

EAST CARO.

- 83— Terry Long, OL
- 91— *Robert Jones, LB
- 99— Andrew Bayes, P

FLORIDA

- 66— *Steve Spurrier, B
- 69— Carlos Alvarez, E
- 75— Sammy Green, LB
- 80— David Little, LB
- 82— Wilber Marshall, DL
- 83— Wilber Marshall, LB
- 84— Lomas Brown, OT
- 88— Louis Oliver, DB
- 89— *Emmitt Smith, RB
- 91— Brad Culpepper, DL
- 94— Jack Jackson, WR
Kevin Carter, DL
- 95— *Jason Odom, OL
- 96— Danny Wuerffel, QB
Ike Hilliard, WR
Reidel Anthony, WR
- 97— Jacquez Green, WR
Fred Weary, DB
- 2001— *Jabar Gaffney, WR
Mike Pearson, OL
Rex Grossman, QB
Alex Brown, DL
- 03— Keiwan Ratliff, DB

FLORIDA ST.

- 64— Fred Biletnikoff, E
- 67— Ron Sellers, E
- 79— Ron Simmons, MG
- 80— Ron Simmons, MG
- 83— Greg Allen, RB
- 85— Jamie Dukes, OL
- 87— *Deion Sanders, DB
- 88— *Deion Sanders, DB
- 89— LeRoy Butler, DB
- 91— *Terrell Buckley, DB
Marvin Jones, LB
- 92— *Marvin Jones, LB
- 93— *Charlie Ward, QB
*Derrick Brooks, LB
Corey Sawyer, DB
- 94— Derrick Brooks, LB
Clifton Abraham, DB
- 95— Clay Shiver, C
- 96— Peter Boulware, DL
Reinard Wilson, DL

- 97— Andre Wadsworth, DL
Sam Cowart, LB
- 98— Peter Warrick, WR
Sebastian Janikowski, PK
- 99— *Sebastian Janikowski, PK
*Peter Warrick, WR
Jason Whitaker, OL
Corey Simon, DL
- 2000— Marvin Minnis, WR
*Jamal Reynolds, DL
Tay Cody, DB
- 03— Alex Barron, OL
- 04— *Alex Barron, OL

FORDHAM

- 36— Alex Wojciechowicz, C
- 37— Ed Franco, T
Alex Wojciechowicz, C

GEORGETOWN

- 26— Harry Connaughton, G

GEORGIA

- 27— Tom Nash, E
- 31— Vernon Smith, E
- 41— Frank Sinkwich, B
- 42— *Frank Sinkwich, B
- 46— *Charley Trippi, B
- 67— Ed Chandler, T
- 68— Bill Stanfill, DT
Jake Scott, DB
- 71— *Royce Smith, G
- 75— Randy Johnson, G
- 76— Joel Parrish, G
- 80— *Herschel Walker, RB
- 81— *Herschel Walker, RB
- 82— *Herschel Walker, RB
Terry Hoage, DB
- 83— Terry Hoage, DB
- 84— Kevin Butler, PK
Jeff Sanchez, DB
- 85— Pete Anderson, C
- 88— Tim Worley, RB
- 92— *Garrison Hearst, RB
- 98— Champ Bailey, DB
Matt Stinchcomb, OL
- 2002— David Pollack, DL
- 04— Thomas Davis, DB
David Pollack, DL
- 05— Max Jean-Gilles, OL
Greg Blue, DB

GEORGIA TECH

- 17— Everett Strupper, B
- 18— Bill Fincher, E
Joe Guyon, T
Ashel Day, C
- 20— Bill Fincher, E
- 28— Pete Pund, C
- 42— Harvey Hardy, G
- 44— Phil Tinsley, E
- 46— Paul Duke, C
- 47— Bob Davis, T
- 52— Hal Miller, T
- 53— Larry Morris, C
- 59— Maxie Baughan, C
- 66— Jim Breland, C
- 70— Rock Perdoni, DT
- 73— Randy Rhino, DB
- 90— *Ken Swilling, DB
- 98— Craig Page, C
- 99— Joe Hamilton, QB
- 2000— Chris Brown, OL

HARVARD

- 1889— Arthur Cumnock, E
John Cranston, G
James Lee, B
- 1890— Frank Hallowell, E
Marshall Newell, T
John Cranston, C
Dudley Dean, B
John Corbett, B
- 1891— Marshall Newell, T
Everett Lake, B
- 1892— Frank Hallowell, E
Marshall Newell, T
Bertram Waters, G
William Lewis, C
Charles Brewer, B
- 1893— Marshall Newell, T
William Lewis, C
Charles Brewer, B
- 1894— Bertram Waters, T

- 1895— Norman Cabot, E
Charles Brewer, B
- 1896— Norman Cabot, E
Edgar Wrightington, B
- 1897— Alan Doucette, C
Benjamin Dibblee, B
- 1898— John Hallowell, E
Walter Boal, G
Charles Daly, B
Benjamin Dibblee, B
- 1899— David Campbell, E
Charles Daly, B
- 1900— John Hallowell, E
David Campbell, E
Charles Daly, B
- 01— David Campbell, E
Edward Bowditch, E
Oliver Cutts, T
Crawford Blagden, T
William Lee, G
Charles Barnard, G
Robert Kernan, B
Thomas Graydon, B
- 02— Edward Bowditch, E
Thomas Graydon, B
- 03— Daniel Knowlton, T
Andrew Marshall, G
- 04— Daniel Hurley, B
- 05— Beaton Squires, T
Karl Brill, T
Francis Burr, G
Daniel Hurley, B
- 06— Charles Osborne, T
Francis Burr, G
- 07— Patrick Grant, C
John Wendell, B
- 08— Hamilton Fish, T
Charles Nourse, C
Hamilton Corbett, B
- 09— Hamilton Fish, T
Wayland Minot, B
Robert McKay, T
Robert Fisher, G
Percy Wendell, B
- 11— Robert Fisher, G
Percy Wendell, B
- 12— Samuel Felton, E
Stanley Pennock, G
Charles Brickley, B
- 13— Harvey Hitchcock, T
Stanley Pennock, G
Charles Brickley, B
Edward Mahan, B
- 14— Huntington Hardwick, E
Walter Trumbull, T
Stanley Pennock, G
Edward Mahan, B
- 15— Joseph Gilman, T
Edward Mahan, B
Richard King, B
- 16— Harrie Dadmun, G
- 19— Edward Casey, B
- 20— Tom Woods, G
- 21— John Brown, G
- 22— Charles Hubbard, G
- 23— Charles Hubbard, G
- 29— Ben Ticknor, C
- 30— *Ben Ticknor, C
- 31— Barry Wood, B
- 41— *Endicott Peabody, G

HOLY CROSS

- 74— John Provost, DB

HOUSTON

- 67— Rich Stotter, G
- 69— Bill Bridges, G
- 70— Elmo Wright, E
- 76— Wilson Whitley, DT
- 80— Leonard Mitchell, DL
- 88— Jason Phillips, WR
- 89— Andre Ware, QB

ILLINOIS

- 14— Perry Graves, E
Ralph Chapman, G
- 15— Bart Macomber, B
- 18— John Depler, C
- 20— Charles Carney, E
- 23— James McMillen, G
Red Grange, B
- 24— *Red Grange, B
- 25— Red Grange, B

- 26— Bernie Shively, G
46— Alex Agase, G
51— Johnny Karras, B
53— J.C. Caroline, B
59— Bill Burrell, G
63— *Dick Butkus, C
64— Dick Butkus, C
65— *Jim Grabowski, B
84— *David Williams, WR
85— *David Williams, WR
89— *Moe Gardner, DL
90— Moe Gardner, DL
94— *Dana Howard, LB
95— Kevin Hardy, LB

INDIANA

- 42— Billy Hillenbrand, B
44— John Tavener, C
45— Bob Ravensberg, E
88— Anthony Thompson, RB
89— *Anthony Thompson, RB
91— *Vaughn Dunbar, RB

IOWA

- 19— Lester Belding, E
21— Aubrey Devine, B
22— Gordon Locke, B
39— Nile Kinnick, B
54— Calvin Jones, G
55— Calvin Jones, G
57— Alex Karras, T
58— *Randy Duncan, B
81— Andre Tippett, DL
Reggie Roby, P
84— Larry Station, LB
85— *Chuck Long, QB
*Larry Station, LB
88— Marv Cook, TE
91— Leroy Smith, DL
97— Tim Dwight, KR
98— Jared DeVries, DL
2002— *Dallas Clark, TE
Eric Steinbach, OL
03— *Robert Gallery, OL
Nate Kaeding, PK

IOWA ST.

- 38— Ed Bock, G
89— Mike Busch, TE
95— Troy Davis, RB
96— Troy Davis, RB

KANSAS

- 63— Gale Sayers, B
64— Gale Sayers, B
68— John Zook, DE
73— David Jaynes, QB

KANSAS ST.

- 77— Gary Spani, LB
92— Sean Snyder, P
95— Chris Canty, DB
96— *Chris Canty, DB
97— Martin Gramatica, PK
98— Jeff Kelly, LB
Michael Bishop, QB
David Allen, KR
99— Mark Simoneau, LB
2002— *Terence Newman, DB

KENTUCKY

- 50— Bob Gain, T
Babe Parilli, B
51— Babe Parilli, B
56— Lou Michaels, T
57— Lou Michaels, T
65— Sam Ball, T
77— *Art Still, DL
98— Tim Couch, QB
99— James Whalen, TE
2002— Derek Abney, AP/KR

LAFAYETTE

- 00— Walter Bachman, C
01— Walter Bachman, C
21— Frank Schwab, G
22— Frank Schwab, G

LSU

- 35— Gaynell Tinsley, E
36— *Gaynell Tinsley, E
39— Ken Kavanaugh, E
54— Sid Fournet, T
58— *Billy Cannon, B
59— Billy Cannon, B
61— *Roy Winston, G

- 62— *Jerry Stovall, B
70— Mike Anderson, LB
Tommy Casanova, DB
71— Tommy Casanova, DB
72— Bert Jones, QB
77— Charles Alexander, RB
78— Charles Alexander, RB
87— Wendell Davis, WR
*Nacho Albergamo, C
97— Alan Faneca, OL
Chad Kessler, P
2001— Josh Reed, WR
03— Chad Lavalais, DL
04— Ben Wilkerson, C
Marcus Spears, DL

LOUISIANA TECH

- 92— Willie Roof, OL
98— Troy Edwards, WR

LOUISVILLE

- 2005— *Elvis Dumervil, DL

MARQUETTE

- 36— Ray Buivid, B

MARSHALL

- 97— *Randy Moss, WR

MARYLAND

- 51— *Bob Ward, G
52— Dick Modzelewski, T
*Jack Scarbath, B
53— *Stan Jones, T
55— *Bob Pellegrini, C
61— Gary Collins, E
74— *Randy White, DL
76— Joe Campbell, DT
79— Dale Castro, PK
85— J.D. Maarleveld, OL
2001— E.J. Henderson, LB
02— E.J. Henderson, LB

MEMPHIS

- 92— Joe Allison, PK

MIAMI (FLA.)

- 61— Bill Miller, E
66— Tom Beier, DB
67— *Ted Hendricks, DE
68— *Ted Hendricks, DE
73— Tony Cristiani, DL
74— Rubin Carter, MG
81— Fred Marion, DB
84— Eddie Brown, WR
85— Willie Smith, TE
86— *Vinny Testaverde, QB
*Jerome Brown, DL
Bennie Blades, DB
87— *Daniel Stubbs, DL
*Bennie Blades, DB
88— Steve Walsh, QB
Bill Hawkins, DL
89— Greg Mark, DL
90— Maurice Crum, LB
*Russell Maryland, DL
91— Carlos Huerta, PK
Darryl Williams, DB
92— *Gino Torretta, QB
Micheal Barrow, LB
Ryan McNeil, DB
94— *Warren Sapp, DL
2000— Santana Moss, AP
*Dan Morgan, LB
Edward Reed, DB
01— *Bryant McKinnie, OL
*Edward Reed, DB
02— Willis McGahee, RB
Brett Romberg, C
03— *Kellen Winslow, TE
*Sean Taylor, DB
04— *Antrel Rolle, DB

MICHIGAN

- 1898— William Cunningham, C
01— Neil Snow, E
03— Willie Heston, B
04— Willie Heston, B
07— Adolph Schulz, C
09— Albert Benbrook, G
10— Stanfield Wells, E
Albert Benbrook, G
13— Miller Pontius, T
Jim Craig, B
14— John Maulbetsch, B
22— Harry Kipke, B

- 23— Jack Blott, C
25— Bennie Oosterbaan, E
Benny Friedman, B
26— Bennie Oosterbaan, E
Benny Friedman, B
27— *Bennie Oosterbaan, E
28— Otto Pommerening, T
32— *Harry Newman, B
33— Francis Wistert, T
*Chuck Bernard, C
38— *Ralph Heikkinen, G
39— Tom Harmon, B
40— *Tom Harmon, B
41— Bob Westfall, B
42— Albert Wistert, T
Julie Franks, G
43— *Bill Daley, B
47— *Bob Chappuis, B
48— Dick Rifenburg, E
Alvin Wistert, T
49— Alvin Wistert, T
55— Ron Kramer, E
56— *Ron Kramer, E
65— Bill Yearby, DT
66— *Jack Clancy, E
69— *Jim Mandich, E
Tom Curtis, DB
70— Dan Dierdorf, T
71— Reggie McKenzie, G
*Mike Taylor, LB
72— Paul Seymour, T
Randy Logan, DB
73— Dave Gallagher, DL
Dave Brown, DB
74— *Dave Brown, DB
76— Rob Lytle, RB
Mark Donahue, G
77— *Mark Donahue, G
79— Ron Simpkins, LB
81— *Anthony Carter, WR
Ed Muransky, OL
Kurt Becker, OL
82— *Anthony Carter, WR
85— Mike Hammerstein, DL
Brad Cochran, DB
86— Garland Rivers, DB
87— John Elliott, OL
88— John Vitale, C
*Mark Messner, DL
89— *Tripp Welborne, DB
90— *Tripp Welborne, DB
91— *Desmond Howard, WR
*Greg Skrepenak, OL
96— Jarrett Irons, LB
97— *Charles Woodson, DB
2000— *Steve Hutchinson, OL
03— Chris Perry, RB
04— David Baas, OL
*Braylon Edwards, WR
Marlin Jackson, DB
Ernest Shazor, DB

MICHIGAN ST.

- 15— Neno Jerry DaPrato, B
35— Sidney Wagner, G
49— Ed Bagdon, G
51— Bob Carey, E
*Don Coleman, T
53— Don Dohoney, E
55— Norman Masters, T
Earl Morrall, B
57— Dan Currie, C
Walt Kowalczyk, B
58— Sam Williams, E
62— George Saimes, B
63— Sherman Lewis, B
65— Bubba Smith, DE
*George Webster, DB
66— Clint Jones, B
*Bubba Smith, DE
*George Webster, DB
72— *Brad VanPelt, DB
85— *Lorenzo White, RB
87— Lorenzo White, RB
88— Tony Mandarich, OL
89— *Percy Snow, LB
Bob Kula, OL
2002— *Charles Rogers, WR
04— Brandon Fields, P

MINNESOTA

- 03— Fred Schacht, T
09— John McGovern, B

- 10— James Walker, T
16— Bert Baston, E
17— George Hauser, T
23— Ray Ecklund, E
26— Herb Joesting, B
27— Herb Joesting, B
29— Bronko Nagurski, T
31— Biggie Munn, G
34— Frank Larson, E
Bill Bevan, G
Pug Lund, B
35— Ed Widseth, T
36— *Ed Widseth, T
40— Urban Odson, T
George Franck, B
41— Dick Wildung, T
Bruce Smith, B
42— Dick Wildung, T
48— Leo Nomellini, T
49— Leo Nomellini, T
*Clayton Tonemaker, C
53— *Paul Giel, B
60— *Tom Brown, G
61— Sandy Stephens, B
62— *Bobby Bell, T
63— Carl Eller, T
65— Aaron Brown, DE
99— Tyrone Carter, DB
Ben Hamilton, C
2000— Ben Hamilton, OL
05— *Greg Eslinger, C

MISSISSIPPI

- 47— Charley Conerly, B
53— Crawford Mims, G
59— Charlie Flowers, B
60— *Jake Gibbs, B
62— Jim Dunaway, T
79— Jim Miller, P
92— Everett Lindsay, OL
98— *Rufus French, TE
2001— Terrence Metcalf, OL

MISSISSIPPI ST.

- 74— Jimmy Webb, DL
2000— Fred Smoot, DB

MISSOURI

- 41— Darold Jenkins, C
60— *Danny LaRose, E
65— Johnny Roland, DB
68— Roger Wehrli, DB
78— Kellen Winslow, TE
86— John Clay, OL
99— Rob Riti, C

NAVY

- 07— Bill Dague, E
08— Percy Northcroft, T
Ed Lange, B
11— Jack Dalton, B
13— John Brown, G
18— Lyman Perry, G
Wolcott Roberts, B
22— Wendell Taylor, T
26— *Frank Wickhorst, T
28— Edward Burke, G
34— Fred Borries, B
43— Don Whitmire, T
44— *Don Whitmire, T
Ben Chase, G
Bob Jenkins, B
45— Dick Duden, E
54— Ron Beagle, E
55— *Ron Beagle, E
60— *Joe Bellino, B
63— *Roger Staubach, B
75— *Chet Moeller, DB
83— Napoleon McCallum, RB
85— Napoleon McCallum, RB

NEBRASKA

- 15— Guy Chamberlin, E
24— Ed Weir, T
25— *Ed Weir, T
33— George Sauer, B
36— Sam Francis, B
63— *Bob Brown, G
64— *Larry Kramer, T
65— Freeman White, E
Walt Barnes, DT
66— LaVerne Allers, G
Wayne Meylan, MG
67— Wayne Meylan, MG

- 70— Bob Newton, T
- 71— Johnny Rodgers, FL
Willie Harper, DE
Larry Jacobson, DT
- 72— *Johnny Rodgers, FL
Willie Harper, DE
*Rich Glover, MG
- 73— *John Dutton, DL
- 74— Marvin Crenshaw, OT
- 75— *Rik Bonness, C
- 76— Dave Butterfield, DB
- 78— Kelvin Clark, OT
- 79— *Junior Miller, TE
- 80— Randy Schleusener, OL
Jarvis Redwine, RB
- 81— *Dave Rimington, C
- 82— *Dave Rimington, C
Mike Rozier, RB
- 83— *Irving Fryar, WR
Dean Steinkuhler, OL
*Mike Rozier, RB
- 84— *Mark Traynowicz, C
- 86— *Danny Noonan, DL
- 88— Jake Young, C
*Broderick Thomas, LB
- 89— Jake Young, C
- 92— *Will Shields, OL
- 93— *Trev Alberts, LB
- 94— *Zach Wiegert, OL
Brenden Stai, OL
Ed Stewart, LB
- 95— Tommie Frazier, QB
- 96— Aaron Taylor, C
Grant Wistrom, DL
- 97— *Aaron Taylor, OL
Grant Wistrom, DL
Jason Peter, DL
- 99— Ralph Brown, DB
- 2000— Dominic Raiola, C
- 01— Toniu Fonoti, OL

UNLV

- 98— Joe Kristosik, P

NEW MEXICO

- 89— Terance Mathis, WR
- 99— Brian Urlacher, DB

NEW YORK U.

- 28— Ken Strong, B

NORTH CAROLINA

- 37— Andy Bershak, E
- 48— Charlie Justice, B
- 70— Don McCauley, B
- 72— Ron Rusnak, G
- 74— Ken Huff, G
- 77— Dee Hardison, DL
- 80— *Lawrence Taylor, LB
- 83— William Fuller, DL
- 95— Marcus Jones, DL
- 96— Dre' Bly, DB
- 97— Greg Ellis, DL
Brian Simmons, LB
Dre' Bly, DB
- 2001— *Julius Peppers, DL

NORTH CAROLINA ST.

- 67— Dennis Byrd, DT
- 73— Bill Yoest, G
- 78— Jim Ritcher, C
Ted Brown, RB
- 79— *Jim Ritcher, C
- 96— Marc Primanti, PK
- 98— Torry Holt, WR

NORTH TEXAS

- 68— Joe Greene, DT

NORTHERN ILL.

- 93— *LeShon Johnson, RB

NORTHWESTERN

- 26— Ralph Baker, B
- 30— Frank Baker, E
- 31— Jack Riley, T
Dallas Marvil, T
Pug Rentner, B
- 36— Steve Reid, G
- 40— Alf Bauman, T
- 45— Max Morris, E
- 59— Ron Burton, B
- 62— Jack Cvercko, G
- 95— Pat Fitzgerald, LB
- 96— Pat Fitzgerald, LB
- 2000— Damien Anderson, RB

NOTRE DAME

- 13— Gus Dorais, B
- 17— Frank Rydzewski, C
- 20— George Gipp, B
- 21— Eddie Anderson, E
- 24— Harry Stuhldreher, B
Jimmy Crowley, B
Elmer Layden, B
- 26— Bud Boeringer, C
- 27— John Smith, G
- 29— Jack Cannon, G
*Frank Carideo, B
- 30— *Frank Carideo, B
Marchy Schwartz, B
- 31— Tommy Yarr, C
Marchy Schwartz, B
- 32— *Joe Kurth, T
- 34— Jack Robinson, C
- 35— Wayne Millner, E
- 37— Chuck Sweeney, E
- 38— *Ed Beinor, T
- 41— Bob Dove, E
- 42— Bob Dove, E
- 43— John Yanakor, E
Jim White, T
Pat Filley, G
Angelo Bertelli, B
Creighton Miller, B
- 46— George Connor, T
*John Lujack, B
- 47— George Connor, T
Bill Fischer, G
*John Lujack, B
Leon Hart, E
Bill Fischer, G
Emil Sitko, B
- 49— *Leon Hart, E
*Emil Sitko, B
Bob Williams, B
- 50— Jerry Groom, C
- 52— *Johnny Lattner, B
- 53— Art Hunter, T
*Johnny Lattner, B
- 54— *Ralph Guglielmi, B
- 55— Paul Hornung, B
- 57— Al Ecuyer, G
- 59— Monty Stickles, E
- 64— Jack Snow, E
John Huarte, B
- 65— *Dick Arrington, G
Nick Rassas, B
- 66— Tom Regner, G
*Nick Eddy, B
Alan Page, DE
*Jim Lynch, LB
- 67— Tom Schoen, DB
- 68— George Kunz, T
Terry Hanratty, QB
- 69— *Mike McCoy, DT
- 70— Tom Gatewood, E
Larry DiNardo, G
- 71— *Walt Patulski, DE
Clarence Ellis, DB
- 72— *Greg Marx, DT
- 73— Dave Casper, TE
Mike Townsend, DB
- 74— Pete Demmerle, WR
Gerry DiNardo, G
- 75— *Steve Niehaus, DT
- 76— Ken MacAfee, TE
*Ross Browner, DE
- 77— *Ken MacAfee, TE
*Ross Browner, DL
Luther Bradley, DB
- 78— Dave Huffman, C
*Bob Golic, LB
- 79— Vagas Ferguson, RB
- 80— *John Scully, C
Bob Crable, LB
- 81— Bob Crable, LB
- 87— *Tim Brown, WR
- 88— Frank Stams, DL
Michael Stonebreaker, LB
- 89— *Todd Lyght, DB
Chris Zorich, DL
- 90— *Raghib Ismail, WR
Todd Lyght, DB
*Michael Stonebreaker, LB
*Chris Zorich, DL
- 91— Mirko Jurkovic, OL
- 92— Aaron Taylor, OL

- 93— *Aaron Taylor, OL
Jeff Burris, DB
- 94— Bobby Taylor, DB
- 2002— *Shane Walton, DB
- 05— Jeff Samardzija, WR

OHIO ST.

- 16— Charles Harley, B
- 17— Charles Bolen, E
Charles Harley, B
- 19— Charles Harley, B
- 20— Iolas Huffman, G
Gaylord Stinchcomb, B
- 21— Iolas Huffman, T
- 25— Ed Hess, G
- 28— Wes Wesler, E
- 29— Wes Wesler, E
- 30— *Wes Wesler, E
- 35— Gomer Jones, C
- 39— Esco Sarkkinen, E
- 44— Jack Dugger, E
Bill Hackett, G
*Les Horvath, B
- 45— *Warren Amling, G
- 46— Warren Amling, T
- 50— *Vic Janowicz, B
- 54— *Howard Cassady, B
- 55— *Howard Cassady, B
- 56— *Jim Parker, G
- 58— Bob White, B
- 60— *Bob Ferguson, B
- 61— *Bob Ferguson, B
- 68— *Dave Foley, T
- 69— Jim Otis, B
Jim Stillwagon, MG
Jack Tatum, DB
- 70— *Jim Stillwagon, MG
*Jack Tatum, DB
- 72— Randy Gradishar, LB
- 73— *John Hicks, OT
- *Randy Gradishar, LB
- 74— Kurt Schumacher, OT
Steve Myers, C
*Archie Griffin, RB
- 75— *Archie Griffin, RB
Ted Smith, G
Tim Fox, DB
- 76— Chris Ward, T
Bob Brudzinski, DE
- 77— *Chris Ward, T
Tom Cousineau, LB
Tom Cousineau, LB
- 78— Ken Fritz, G
- 79— Ken Fritz, G
- 82— Marcus Marek, LB
- 84— Jim Lachey, OG
*Keith Byars, RB
- 86— Cris Carter, WR
Chris Spielman, LB
- 87— *Chris Spielman, LB
*Tom Tupa, P
- 93— Dan Wilkinson, DL
- 94— Korey Stringer, OL
- 95— Terry Glenn, WR
*Orlando Pace, OL
*Eddie George, RB
- 96— *Orlando Pace, OL
Mike Vrabel, DL
Shawn Springs, DB
- 97— Andy Katzenmoyer, LB
- 98— *Antoine Winfield, DB
Rob Murphy, OL
- 2001— LeCharles Bentley, C
- 02— Mike Nugent, PK
*Mike Doss, DB
Matt Wilhelm, LB
- 03— Will Allen, DB
- 04— *Mike Nugent, PK
A.J. Hawk, LB
- 05— *A.J. Hawk, LB

OKLAHOMA

- 38— Waddy Young, E
- 48— Buddy Burris, G
- 50— Jim Weatherall, T
Leon Heath, B
- 51— *Jim Weatherall, T
- 52— Billy Vessels, B
- 53— J.D. Roberts, G
- 54— Max Boydston, E
Kurt Burris, C
- 55— Bo Bolinger, G
- 56— *Jerry Tubbs, C

- Tommy McDonald, B
- 57— Bill Krisher, G
Clendon Thomas, B
- 58— Bob Harrison, C
- 63— Jim Grisham, B
- 64— Ralph Neely, T
- 65— Carl McAdams, LB
- 67— *Granville Liggins, MG
- 69— *Steve Owens, B
- 71— *Greg Pruitt, B
Tom Brahaney, C
- 72— *Greg Pruitt, B
Tom Brahaney, C
- 73— *Lucious Selmon, DL
Rod Shoate, LB
- 74— John Roush, G
*Joe Washington, RB
*Rod Shoate, LB
- 75— *Lee Roy Selmon, DT
Dewey Selmon, MG
Jimbo Elrod, DE
- 76— *Mike Vaughan, OT
- 77— *Zac Henderson, DB
- 78— *Greg Roberts, G
*Billy Sims, RB
- 79— *Billy Sims, RB
*George Cumbly, LB
- 80— Louis Oubre, OL
- 81— Terry Crouch, OL
- 82— Rick Bryan, DL
- 83— *Rick Bryan, DL
- 84— Tony Casillas, DL
- 85— Tony Casillas, DL
*Brian Bosworth, LB
- 86— *Keith Jackson, TE
*Brian Bosworth, LB
- 87— *Keith Jackson, TE
*Mark Hutson, OL
Dante Jones, LB
Rickey Dixon, DB
- 88— *Anthony Phillips, OL
- 2000— Josh Heupel, QB
Rocky Calmus, LB
J.T. Thatcher, DB
- 01— Rocky Calmus, LB
*Roy Williams, DB
- 02— Tommie Harris, DL
Teddy Lehman, LB
- 03— *Jason White, QB
*Antonio Perkins, AP/KR
*Tommie Harris, DL
*Teddy Lehman, LB
*Derrick Strait, DB
- 04— *Jammal Brown, OL
*Adrian Peterson, RB

OKLAHOMA ST.

- 45— Bob Fenimore, B
- 69— John Ward, T
- 76— Derrel Gofourth, C
- 77— *Terry Miller, RB
- 84— Rod Brown, DB
- 85— Thurman Thomas, RB
*Leslie O'Neal, DL
- 88— Hart Lee Dykes, WR
*Barry Sanders, RB
- 97— Alonzo Mayes, TE
- 2002— Rashaun Woods, WR

OREGON

- 62— Mel Renfro, B
- 2005— Haloti Ngata, DL

OREGON ST.

- 56— John Witte, T
- 58— Ted Bates, T
- 62— *Terry Baker, B
- 63— Vern Burke, E
- 68— *John Didion, C

PENN

- 1891— John Adams, C
- 1892— Harry Thayer, B
- 1894— Charles Gelbert, E
Arthur Knipe, B
George Brooke, B
- 1895— Charles Gelbert, E
Charles Wharton, G
Alfred Bull, C
George Brooke, B
- 1896— Charles Gelbert, E
Charles Wharton, G
Wylie Woodruff, G

- 1897— John Outland, T
T. Truxton Hare, G
John Minds, B
- 1898— T. Truxton Hare, G
Pete Overfield, C
John Outland, B
- 1899— T. Truxton Hare, G
Pete Overfield, C
Josiah McCracken, B
- 00— T. Truxton Hare, G
- 04— Frank Piekarski, G
Vincent Stevenson, B
Andrew Smith, B
- 05— Otis Lamson, T
Robert Torrey, C
- 06— August Ziegler, G
William Hollenback, B
- 07— Dexter Draper, T
August Ziegler, G
Hunter Scarlett, E
William Hollenback, B
- 10— Ernest Cozens, C
E. LeRoy Mercer, B
- 12— E. LeRoy Mercer, B
- 17— Henry Miller, E
- 19— Henry Miller, E
- 22— John Thurman, T
- 24— Ed McGinley, T
- 27— Ed Hake, T
- 28— Paul Scull, B
- 43— Bob Odell, B
- 45— George Savitsky, T
- 47— Chuck Bednarik, C
- 48— Chuck Bednarik, C

PENN ST.

- 06— William Dunn, C
- 19— Bob Higgins, E
- 20— Charles Way, B
- 21— Glenn Killinger, B
- 23— Harry Wilson, B
- 59— Richie Lucas, B
- 64— Glenn Ressler, G
- 68— *Ted Kwalick, E
Dennis Onkotz, LB
- 69— *Mike Reid, DT
Dennis Onkotz, LB
- 70— Jack Ham, LB
- 71— Dave Joyner, T
- 72— Bruce Bannon, DE
John Skorupan, LB
- 73— *John Cappelletti, B
- 74— Mike Hartenstine, DL
- 75— Greg Buttle, LB
- 78— *Keith Dorney, OT
*Chuck Fusina, QB
*Bruce Clark, DL
- 79— Bruce Clark, DL
- 81— *Sean Farrell, OL
- 86— D.J. Dozier, RB
Shane Conlan, LB
- 92— O.J. McDuffie, WR
- 94— Kerry Collins, QB
*Ki-Jana Carter, RB
- 95— Jeff Hartings, OL
- 97— Curtis Enis, RB
- 99— *LaVar Arrington, DL
*Courtney Brown, DL
Brandon Short, LB
- 2002— *Larry Johnson, RB
- 05— *Tamba Hali, DL
Paul Posluszny, LB

PITTSBURGH

- 15— Robert Peck, C
- 16— James Herron, E
Robert Peck, C
Dale Seis, G
John Sutherland, G
- 18— Leonard Hilty, T
Tom Davies, B
George McLaren, B
- 20— Herb Stein, C
- 21— Herb Stein, C
- 25— Ralph Chase, T
- 27— *Gibby Welch, B
- 28— Mike Getto, T
- 29— *Joe Donchess, E
Ray Montgomery, G
- 31— Jesse Quatse, T
- 32— Joe Skladany, E
*Warren Heller, B

- 33— Joe Skladany, E
- 34— Chuck Hartwig, G
George Shotwell, C
- 36— Averell Daniell, T
- 37— Tony Matisi, T
Marshall Goldberg, B
- 38— *Marshall Goldberg, B
- 56— *Joe Walton, E
- 58— John Guzik, G
- 60— *Mike Ditka, E
- 63— Paul Martha, B
- 76— *Tony Dorsett, RB
Al Romano, MG
- 77— Tom Brzoza, C
Randy Holloway, DL
Bob Jury, DB
- 78— Hugh Green, DL
- 79— *Hugh Green, DL
- 80— *Hugh Green, DL
*Mark May, OL
- 81— Sal Sunseri, LB
- 82— Jimbo Covert, OL
- 83— *Bill Fralic, OL
- 84— *Bill Fralic, OT
- 86— Randy Dixon, OL
Tony Woods, DL
- 87— Craig Heyward, RB
- 88— Mark Stepnoski, OL
- 90— Brian Greenfield, P
- 2000— Antonio Bryant, WR
- 03— *Larry Fitzgerald, WR

PRINCETON

- 1889— Hector Cowan, T
William George, C
Edgar Allan Poe, B
Roscoe Channing, B
Knowlton Ames, B
- 1890— Ralph Warren, E
Jesse Riggs, G
Sheppard Homans, B
- 1891— Jesse Riggs, G
Philip King, B
Sheppard Homans, B
- 1892— Arthur Wheeler, G
Philip King, B
- 1893— Thomas Trenchard, E
Langdon Lea, T
Arthur Wheeler, G
Philip King, B
Franklin Morse, B
- 1894— Langdon Lea, T
Arthur Wheeler, G
- 1895— Langdon Lea, T
Dudley Riggs, G
- 1896— William Church, T
Robert Gailey, C
Addison Kelly, B
John Baird, B
- 1897— Garrett Cochran, E
Addison Kelly, B
- 1898— Lew Palmer, E
Arthur Hillebrand, T
- 1899— Arthur Hillebrand, T
Arthur Poe, E
Howard Reiter, B
- 01— Ralph Davis, E
- 02— John DeWitt, G
- 03— Howard Henry, E
John DeWitt, G
J. Dana Kafer, B
- 04— James Cooney, T
- 05— James McCormick, B
- 06— L. Casper Wister, E
James Cooney, T
Edward Dillon, B
- 07— L. Casper Wister, E
Edwin Harlan, B
James McCormick, B
- 08— Frederick Tibbott, B
- 10— Talbot Pendleton, B
- 11— Sanford White, E
Edward Hart, T
Joseph Duff, G
- 12— John Logan, G
- 13— Harold Ballin, T
- 14— Harold Ballin, T
- 16— Frank Hagg, G
- 18— Frank Murrey, B
- 20— Stan Keck, T
Donold Lourie, B
- 21— Stan Keck, G

- 22— C. Herbert Treat, T
- 25— Ed McMillan, C
- 35— John Weller, G
- 51— *Dick Kazmaier, B
- 52— Frank McPhee, E
- 65— Stas Maliszewski, G

PURDUE

- 29— Elmer Sleight, T
Ralph Welch, B
- 32— *Paul Moss, E
- 33— Duane Purvis, B
- 40— Dave Rankin, E
- 43— Alex Agase, G
- 52— Bernie Flowers, E
- 65— Bob Griese, QB
- 67— *Leroy Keyes, B
- 68— *Leroy Keyes, B
Chuck Kyle, MG
- 69— *Mike Phipps, QB
- 72— Otis Armstrong, B
Dave Butz, DT
- 80— *Dave Young, TE
*Mark Herrmann, QB
- 86— Rod Woodson, DB
- 2001— Travis Dorsch, P
- 04— Taylor Stubblefield, WR

RICE

- 46— Weldon Humble, G
- 49— James Williams, E
- 54— Dicky Maegle, B
- 58— Buddy Dial, E
- 76— Tommy Kramer, QB
- 91— Trevor Cobb, RB

RICHMOND

- 69— Walker Gillette, E
- 78— Jeff Nixon, DB

RUTGERS

- 17— Paul Robeson, E
- 18— Paul Robeson, E
- 61— Alex Kroll, C
- 95— *Marco Battaglia, TE

ST. MARY'S (CAL.)

- 27— Larry Bettencourt, C
- 45— *Herman Wedemeyer, B

SAN DIEGO ST.

- 92— *Marshall Faulk, RB
- 93— *Marshall Faulk, RB
- 97— Kyle Turley, OL

SANTA CLARA

- 38— Alvord Wolff, T
- 39— John Schiechl, C

SOUTH CAROLINA

- 80— *George Rogers, RB
- 84— Del Wilkes, OG

SOUTHERN CALIFORNIA

- 26— Mort Kaer, B
- 27— Jesse Hibbs, T
Morley Drury, B
- 30— Erny Pinckert, B
- 31— John Baker, G
Gus Shaver, B
- 32— *Ernie Smith, T
- 33— Aaron Rosenberg, G
*Cotton Warburton, B
- 39— *Harry Smith, G
- 43— Ralph Heywood, E
- 44— John Ferraro, T
- 47— Paul Cleary, E
- 52— Elmer Willhoite, G
Jim Sears, B
- 62— Hal Bedsole, E
- 65— *Mike Garrett, B
- 66— Ron Yary, T
Nate Shaw, DB
- 67— *Ron Yary, T
*O.J. Simpson, B
Tim Rossovich, DE
Adrian Young, LB
- 68— *O.J. Simpson, B
- 69— Jim Gunn, DE
- 70— Charlie Weaver, DE
- 72— *Charles Young, TE
- 73— Lynn Swann, WR
Booker Brown, OT
Richard Wood, LB
Artimus Parker, DB
- 74— *Anthony Davis, RB
Richard Wood, LB

- 75— *Ricky Bell, RB
- 76— *Ricky Bell, RB
Gary Jeter, DT
Dennis Thurman, DB
- 77— *Dennis Thurman, DB
- 78— *Pat Howell, G
*Charles White, RB
- 79— *Brad Budde, G
*Charles White, RB
- 80— Keith Van Horne, OL
*Ronnie Lott, DB
- 81— Roy Foster, OL
*Marcus Allen, RB
- 82— *Don Mosebar, OL
Bruce Matthews, OL
George Achica, MG
- 83— Tony Slaton, C
- 84— Jack Del Rio, LB
- 85— Jeff Bregel, OL
- 86— Jeff Bregel, OL
Tim McDonald, DB
- 87— Dave Cadigan, OL
- 89— *Mark Carrier, DB
Tim Ryan, DL
- 93— Johnnie Morton, WR
- 94— Tony Boselli, OL
- 95— *Keyshawn Johnson, WR
- 98— *Chris Claiborne, LB
- 2002— Carson Palmer, QB
Troy Polamalu, DB
Mike Williams, WR
Jacob Rogers, OL
Kenechi Udezue, DL
Reggie Bush, AP/KR
Matt Leinart, QB
Shaun Cody, DL
Matt Groetegoed, LB
- 05— *Reggie Bush, RB
*Dwayne Jarrett, WR
Taitusi Lutui, OL

SMU

- 35— J.C. Wetsel, G
Bobby Wilson, B
- 47— Doak Walker, B
- 48— *Doak Walker, B
- 49— Doak Walker, B
- 50— Kyle Rote, B
- 51— Dick Hightower, C
- 66— John LaGrone, MG
- 68— Jerry LeVias, E
- 72— Robert Popelka, DB
- 74— Louie Kelcher, G
- 78— Emanuel Tolbert, WR
- 80— John Simmons, DB
- 82— *Eric Dickerson, RB
- 83— *Russell Carter, DB
- 85— Reggie Dupard, RB

STANFORD

- 24— Jim Lawson, E
- 25— Ernie Nevers, B
- 28— Seraphim Post, G
Don Robesky, G
- 32— Bill Corbus, G
- 33— Bill Corbus, G
- 34— Bob Reynolds, T
Bobby Grayson, B
- 35— James Moscrip, E
*Bobby Grayson, B
- 40— Frank Albert, B
- 41— Frank Albert, B
- 42— Chuck Taylor, G
- 50— Bill McColl, E
- 51— *Bill McColl, E
- 56— John Brodie, QB
- 70— Jim Plunkett, QB
- 71— Jeff Siemon, LB
- 74— Pat Donovan, DL
- 77— Guy Benjamin, QB
- 79— Ken Margerum, WR
- 80— *Ken Margerum, WR
- 82— *John Elway, QB
- 86— Brad Muster, RB
- 91— Bob Whitfield, OL
- 99— Troy Walters, WR

SYRACUSE

- 08— Frank Horr, T
- 15— Harold White, G
- 17— Alfred Cobb, T
- 18— Lou Usher, T
Joe Alexander, G

- 19— Joe Alexander, G
- 23— Pete McRae, E
- 26— Vic Hanson, E
- 56— *Jim Brown, B
- 59— *Roger Davis, G
- 60— Ernie Davis, B
- 61— *Ernie Davis, B
- 67— *Larry Csonka, B
- 85— *Tim Green, DL
- 87— *Don McPherson, QB
Ted Gregory, DL
- 90— John Flannery, C
- 92— *Chris Gedney, TE
- 2001— *Dwight Freene, DL

TEMPLE

- 85— John Rienstra, OL
- 86— *Paul Palmer, RB

TENNESSEE

- 29— Gene McEver, B
- 33— Beattie Feathers, B
- 38— Bowden Wyatt, E
- 39— Ed Molinski, G
George Cafego, B
- 40— *Bob Suffridge, G
- 46— Dick Huffman, T
- 51— *Hank Lauricella, B
- 52— John Michels, G
- 56— *John Majors, B
- 65— Frank Emanuel, LB
- 66— Paul Naumoff, LB
- 67— *Bob Johnson, C
- 68— *Charles Rosenfelder, G
Steve Kiner, LB
- 69— Chip Kell, G
*Steve Kiner, LB
- 70— *Chip Kell, G
- 71— *Bobby Majors, DB
- 75— Larry Seivers, E
- 76— Larry Seivers, SE
- 79— Roland James, DB
- 83— *Reggie White, DL
- 84— Bill Mayo, OG
- 85— Tim McGee, WR
- 89— *Eric Still, OL
- 90— *Antone Davis, OL
- 91— Dale Carter, DB
- 97— Peyton Manning, QB
- 98— Al Wilson, LB
- 99— Cosey Coleman, OL
Deon Grant, DB
- 2000— John Henderson, DL
- 01— John Henderson, DL
- 03— Dustin Colquitt, P
- 04— Michael Munoz, OL

TEXAS

- 45— Hubert Bechtol, E
- 46— Hubert Bechtol, E
- 47— Bobby Layne, B
- 50— *Bud McFadin, G
- 53— Carlton Massey, E
- 61— *Jimmy Saxton, B
- 62— *Johnny Treadwell, G
- 63— *Scott Appleton, T
- 65— Tommy Nobis, LB
- 68— Chris Gilbert, B
- 69— Bob McKay, T
- 70— Bobby Wuensch, T
Steve Worster, B
Bill Atessis, DE
- 71— *Jerry Sisemore, T
- 72— *Jerry Sisemore, T
- 73— *Bill Wyman, C
Roosevelt Leaks, B
- 75— Bob Simmons, T
- 77— *Earl Campbell, RB
*Brad Shearer, DL
- 78— *Johnnie Johnson, DB
- 79— *Steve McMichael, DL
*Johnnie Johnson, DB
- 80— Kenneth Sims, DL
- 81— Terry Tausch, OL
*Kenneth Sims, DL
- 83— Doug Dawson, OL
Jeff Leiding, LB
Jerry Gray, DB
- 84— Tony Degrate, DL
*Jerry Gray, DB
- 95— Tony Brackens, DL
- 96— Dan Neil, OL
- 97— *Ricky Williams, RB

- 98— *Ricky Williams, RB
- 2000— Leonard Davis, OL
Casey Hampton, DL
- 01— Mike Williams, OL
*Quentin Jammer, DB
- 02— Derrick Dockery, OL
- 03— Derrick Johnson, LB
- 04— *Derrick Johnson, LB
- 05— *Jonathan Scott, OL
Vince Young, QB
*Michael Huff, DB
Rodrique Wright, DL

UTEP

- 2000— *Brian Natkin, TE

TEXAS A&M

- 37— Joe Routt, G
- 39— John Kimbrough, B
- 40— Marshall Robnett, G
*John Kimbrough, B
- 57— *John David Crow, B
- 70— Dave Elmendorf, DB
- 74— Pat Thomas, DB
- 75— *Ed Simonini, LB
Pat Thomas, DB
- 76— Tony Franklin, PK
*Robert Jackson, LB
- 85— Johnny Holland, LB
- 87— John Roper, DL
- 90— Darren Lewis, RB
- 91— Kevin Smith, DB
- 92— *Marcus Buckley, LB
- 93— Aaron Glenn, DB
Sam Adams, DL
- 94— Leeland McElroy, KR
- 98— *Dat Nguyen, LB
- TCU**
- 34— Darrell Lester, C
- 35— Darrell Lester, C
- 36— Sammy Baugh, B
- 38— Ki Aldrich, C
*Davey O'Brien, B
- 55— *Jim Swink, B
- 59— Don Floyd, T
- 60— *Bob Lilly, T
- 84— *Kenneth Davis, RB
- 91— Kelly Blackwell, TE
- 95— Michael Reeder, PK
- 2000— *LaDainian Tomlinson, RB
- 03— Nick Browne, PK

TEXAS TECH

- 60— E.J. Holub, C
- 65— Donny Anderson, B
- 77— Dan Irons, T
- 82— Gabriel Rivera, DL
- 91— *Mark Bounds, P
- 95— *Zach Thomas, LB
- 96— *Byron Hanspard, RB
- 98— Montae Reagor, DL

TOLEDO

- 71— Mel Long, DT

TULANE

- 31— *Jerry Dalrymple, E
- 32— Don Zimmerman, B
- 39— Harley McCollum, T
- 41— Ernie Blandin, T

TULSA

- 65— *Howard Twilley, E
- 91— Jerry Ostroski, OL

UCLA

- 46— *Burr Baldwin, E
- 52— Donn Moomaw, C
- 53— Paul Cameron, B
- 54— Jack Ellena, T
- 55— Hardiman Cureton, G
- 57— Dick Wallen, E
- 66— Mel Farr, B
- 67— *Gary Beban, B
Don Manning, LB
- 69— Mike Ballou, LB
- 73— Kermit Johnson, B
- 75— John Sciarra, QB
- 76— Jerry Robinson, LB
- 77— *Jerry Robinson, LB
- 78— *Jerry Robinson, LB
Kenny Easley, DB
- 79— *Kenny Easley, DB
- 80— *Kenny Easley, DB
- 81— *Tim Wrightman, TE

- 83— Don Rogers, DB
- 85— *John Lee, PK
- 88— Troy Aikman, QB
Darryl Henley, DB
- 92— Carlton Gray, DB
- 93— *J.J. Stokes, WR
Bjorn Merten, PK
Jamir Miller, LB
- 95— *Jonathan Ogden, OL
- 97— Chad Overhauser, OL
- 98— Cade McNown, QB
Kris Farris, OL
- 2000— Fred Mitchell, WR
- 01— Robert Thomas, LB
- 03— *Dave Ball, DL
- 05— *Maurice Drew, AP/KR
Mercedes Lewis, TE

UTAH

- 94— Luther Ellis, DL
- 2002— Jordan Gross, OL

UTAH ST.

- 61— Merlin Olsen, T
- 69— Phil Olsen, DE

VANDERBILT

- 23— Lynn Bomar, E
- 24— Henry Wakefield, E
- 32— Pete Gracey, C
- 58— George Deiderich, G
- 82— *Jim Arnold, P
- 84— *Ricky Anderson, P

VIRGINIA

- 15— Eugene Mayer, B
- 41— Bill Dudley, B
- 85— *Jim Dombrowski, OL
- 90— Herman Moore, WR
- 92— Chris Slade, DL
- 93— Mark Dixon, OL
- 98— Anthony Poindexter, DB
- 99— Thomas Jones, RB
- 2004— Elton Brown, OL
*Heath Miller, TE

VIRGINIA TECH

- 67— Frank Loria, DB
- 84— Bruce Smith, DL
- 93— *Jim Pyne, C
- 95— Cornell Brown, DL
- 99— *Corey Moore, DL
- 2003— *Jake Grove, C
Kevin Jones, RB
- 05— *Jimmy Williams, DB

WAKE FOREST

- 76— *Bill Armstrong, DB
- 2005— *Ryan Plackemeier, P

WASH. & JEFF.

- 14— John Spiegel, B
- 18— Wilbur Henry, T
- 19— Wilbur Henry, T

WASHINGTON

- 25— George Wilson, B
- 28— Charles Carroll, B
- 36— Max Starceovich, G
- 40— Rudy Mucha, C
- 41— Ray Frankowski, G
- 63— Rick Redman, G
- 64— Rick Redman, G
- 66— Tom Greenlee, DT
- 68— Al Worley, DB
- 82— *Chuck Nelson, PK
- 84— Ron Holmes, DL
- 86— Jeff Jaeger, PK
Reggie Rogers, DL
- 91— *Steve Emtan, DL
Mario Bailey, WR
- 92— *Lincoln Kennedy, OL
- 95— *Lawyer Milloy, DB
- 96— Benji Olson, OL
- 97— Olin Kreutz, C
- 2002— Reggie Williams, WR

WASHINGTON ST.

- 84— Rueben Mayes, RB
- 88— Mike Utley, OL
- 89— *Jason Hanson, PK
- 2002— Rien Long, DL
- 05— Jerome Harrison, RB

WEST VIRGINIA

- 19— Ira Rodgers, B
- 55— Bruce Bosley, T

- 82— *Darryl Talley, LB
- 85— Brian Jozwiak, OL
- 92— Mike Compton, C
- 94— *Todd Sauerbrun, P
- 95— Aaron Beasley, DB
- 96— Canute Curtis, LB
- 2003— Grant Wiley, LB

WILLIAMS

- 17— Ben Boynton, B
- 19— Ben Boynton, B

WISCONSIN

- 12— Robert Butler, T
- 13— Ray Keeler, G
- 15— Howard Buck, T
- 19— Charles Carpenter, C
- 20— Ralph Scott, T
- 23— Marty Below, T
- 30— Milo Lubratovich, T
- 42— *Dave Schreiner, E
- 54— *Alan Ameche, B
- 59— *Dan Lanphear, T
- 62— Pat Richter, E
- 75— Dennis Lick, T
- 81— Tim Krumrie, DL
- 94— Cory Raymer, C
- 98— Aaron Gibson, OL
*Tom Burke, DL
- 99— *Chris McIntosh, OL
*Ron Dayne, RB
- 2000— Jamar Fletcher, DB
- 04— Erasmus James, DL

WYOMING

- 83— Jack Weil, P
- 84— Jay Novacek, TE
- 96— Marcus Harris, WR
- 97— Brian Lee, DB

YALE

- 1889— Amos Alonzo Stagg, E
Charles Gill, T
Pudge Heffelfinger, G
- 1890— William Rhodes, T
Pudge Heffelfinger, G
Thomas McClung, B
- 1891— Frank Hinkey, E
John Hartwell, E
Wallace Winter, T
Pudge Heffelfinger, G
Thomas McClung, B
- 1892— Frank Hinkey, E
A. Hamilton Wallis, T
Vance McCormick, B
- 1893— Frank Hinkey, E
William Hickok, G
Frank Butterworth, B
- 1894— Frank Hinkey, E
William Hickok, G
Philip Stillman, C
George Adee, B
Frank Butterworth, B
- 1895— Fred Murphy, T
Samuel Thorne, B
- 1896— Fred Murphy, T
Clarence Fincke, B
- 1897— John Hall, E
Burr Chamberlin, T
Gordon Brown, G
Charles DeSaulles, B
- 1898— Burr Chamberlin, T
Gordon Brown, G
Malcolm McBride, B
- 1899— George Stillman, T
Gordon Brown, G
Malcolm McBride, B
Albert Sharpe, B
- 00— George Stillman, T
James Bloomer, T
Gordon Brown, G
Herman Olcott, C
George Chadwick, B
Perry Hale, B
William Fincke, B
- 01— Henry Holt, C
- 02— Thomas Shevlin, E
Ralph Kinney, T
James Hogan, T
Edgar Glass, G
Henry Holt, C
Foster Rockwell, B
George Chadwick, B
- 03— Charles Rafferty, E

	James Hogan, T
	James Bloomer, G
	W. Ledyard Mitchell, B
04—	Thomas Shevlin, E
	James Hogan, T
	Ralph Kinney, G
	Foster Rockwell, B
05—	Thomas Shevlin, E
	Roswell Tripp, G
	Howard Roome, B
	Guy Hutchinson, B
06—	Robert Forbes, E
	L. Horatio Biglow, T
	Hugh Knox, B
	Paul Veeder, B
07—	Clarence Alcott, E
	L. Horatio Biglow, T
	Thomas A. D. Jones, B
	Edward Coy, B
08—	William Goebel, G
	Hamlin Andrus, G
	Edward Coy, B
09—	John Kilpatrick, E
	Henry Hobbs, T
	Hamlin Andrus, G
	Carroll Cooney, C
	Edward Coy, B
	Stephen Philbin, B
10—	John Kilpatrick, E
11—	Douglass Bomeisler, E
	Henry Ketcham, C
	Arthur Howe, B
12—	Douglass Bomeisler, E
	Henry Ketcham, C
13—	Nelson Talbot, T

14—	Harry LeGore, B
16—	Clinton Black, G
20—	Tim Callahan, G
21—	Malcolm Aldrich, B
23—	Century Milstead, T
	William Mallory, B
24—	Dick Luman, E
27—	Bill Webster, G
	John Charlesworth, C
36—	Larry Kelley, E
37—	*Clint Frank, B
44—	Paul Walker, E

Team Leaders in Consensus All-Americans

(Ranked on Total Number of Selections; Minimum 5 Selections)

Team	No.	Players
Yale	100	69
Notre Dame	95	79
Harvard	89	59
Southern California	73	65
Michigan	73	61
Ohio St.	72	55
Oklahoma	66	54
Princeton	65	49
Nebraska	52	43
Pittsburgh	49	42
Texas	47	41

Team	No.	Players	Team	No.	Players
Penn.	46	32	Arizona St.	15	12
Alabama	39	38	North Carolina	14	13
Army	37	28	Northwestern	13	13
Penn St.	36	34	TCU	13	12
Tennessee	36	27	Maryland	12	11
Miami (Fla.)	35	32	Brigham Young	12	10
UCLA	35	31	Arizona	12	9
Minnesota	33	28	Oklahoma St.	11	11
Florida St.	33	26	Chicago	11	9
Colorado	29	25	Virginia	10	10
Georgia	28	23	Kansas St.	10	9
Auburn	26	24	Kentucky	10	8
Michigan St.	26	23	Boston College	9	9
Stanford	26	21	Mississippi	9	9
California	25	23	West Virginia	9	9
Florida	23	22	Baylor	9	7
Navy	23	20	Texas Tech	8	8
Illinois	23	18	Virginia Tech	8	8
LSU	22	18	Houston	7	7
Iowa	21	19	Missouri	7	7
Wisconsin	20	20	North Carolina St.	7	6
Georgia Tech	20	19	Brown	6	6
Washington	20	19	Rice	6	6
Texas A&M	20	18	Vanderbilt	6	6
Purdue	19	18	Carlisle	6	5
Syracuse	19	17	Colgate	6	5
Arkansas	19	16	Columbia	6	5
Cornell	19	15	Indiana	6	5
Clemson	17	16	Air Force	5	5
Dartmouth	17	15	Oregon St.	5	5
SMU	16	14	Washington St.	5	5

Special Awards

HEISMAN MEMORIAL TROPHY

Originally presented in 1935 as the DAC Trophy by the Downtown Athletic Club of New York City to the best college player east of the Mississippi River. In 1936, players across the country were eligible and the award was renamed the Heisman Memorial Trophy to honor former college coach and DAC athletics director John W. Heisman. The award now goes to the outstanding college football player in the United States. The bronze trophy was sculpted by Frank Eliscu, with the aid of Jim Crowley, one of Notre Dame's famed Four Horsemen. Crowley was then coach at Fordham, and some of his players posed as models for the trophy.

Year	Player (Winner Bold), School, Position	Points
1935	Jay Berwanger , Chicago, HB	84
	2nd—Monk Meyer, Army	29
	3rd—Bill Shakespeare, Notre Dame, HB	23
	4th—Pepper Constable, Princeton, FB	20
1936	Larry Kelley , Yale, E	219
	2nd—Sam Francis, Colorado, FB	47
	3rd—Ray Buivid, Marquette, HB	43
	4th—Sammy Baugh, TCU, HB	39
1937	Clint Frank , Yale, HB	524
	2nd—Byron White, Colorado, HB	264
	3rd—Marshall Goldberg, Pittsburgh, HB	211
	4th—Alex Wojciechowicz, Fordham, C	85
1938	Davey O'Brien , TCU, QB	519
	2nd—Marshall Goldberg, Pittsburgh, HB	294
	3rd—Sid Luckman, Columbia, QB	154
	4th—Bob MacLeod, Dartmouth, HB	78
1939	Nile Kinnick , Iowa, HB	651
	2nd—Tom Harmon, Michigan, HB	405
	3rd—Paul Christman, Missouri, QB	391
	4th—George Cafego, Tennessee, QB	296

Year	Player (Winner Bold), School, Position	Points
1940	Tom Harmon , Michigan, HB	1,303
	2nd—John Kimbrough, Texas A&M, FB	841
	3rd—George Franck, Minnesota, HB	102
	4th—Frankie Albert, Stanford, QB	90
1941	Bruce Smith , Minnesota, HB	554
	2nd—Angelo Bertelli, Notre Dame, QB	345
	3rd—Frankie Albert, Stanford, QB	336
	4th—Frank Sinkwich, Georgia, HB	249
1942	Frank Sinkwich , Georgia, HB	1,059
	2nd—Paul Governali, Columbia, QB	218
	3rd—Clint Castleberry, Georgia Tech, HB	99
	4th—Mike Holovak, Boston College, FB	95
1943	Angelo Bertelli , Notre Dame, QB	648
	2nd—Bob Odell, Penn, HB	177
	3rd—Otto Graham, Northwestern, QB	140
	4th—Creighton Miller, Notre Dame, HB	134
1944	Les Horvath , Ohio St., QB/HB	412
	2nd—Glenn Davis, Army, HB	287
	3rd—Doc Blanchard, Army, FB	237
	4th—Don Whitmire, Navy, T	115
1945	* Doc Blanchard , Army, FB	860
	2nd—Glenn Davis, Army, HB	638
	3rd—Bob Fenimore, Oklahoma St., HB	187
	4th—Herman Wedermeyer, St. Mary's (Cal.), HB	152
1946	Glenn Davis , Army, HB	792
	2nd—Charlie Trippi, Georgia, HB	435
	3rd—Johnny Lujack, Notre Dame, QB	379
	4th—Doc Blanchard, Army, FB	267
1947	Johnny Lujack , Notre Dame, QB	742
	2nd—Bob Chappius, Michigan, HB	555
	3rd—Doak Walker, SMU, HB	196
	4th—Charlie Conerly, Mississippi, QB	186
1948	* Doak Walker , SMU, HB	778
	2nd—Charlie Justice, North Carolina, HB	443
	3rd—Chuck Bednarik, Penn, C	336
	4th—Jackie Jensen, California, HB	143
1949	Leon Hart , Notre Dame, E	995
	2nd—Charlie Justice, North Carolina, HB	272
	3rd—Doak Walker, SMU, HB	229
	4th—Arnold Galiffa, Army, QB	196

Year	Player (Winner Bold), School, Position	Points
1950	* Vic Janowicz , Ohio St., HB	633
	2nd—Kyle Rote, SMU, HB	280
	3rd—Reds Bagnell, Penn, HB	231
	4th—Babe Parilli, Kentucky, QB	214
1951	Dick Kazmaier , Princeton, HB	1,777
	2nd—Hank Lauricella, Tennessee, HB	424
	3rd—Babe Parilli, Kentucky, QB	344
	4th—Bill McColl, Stanford, E	313
1952	Billy Vessels , Oklahoma, HB	525
	2nd—Jack Scarbath, Maryland, QB	367
	3rd—Paul Giel, Minnesota, HB	329
	4th—Donn Moomaw, UCLA, C	257
1953	Johnny Lattner , Notre Dame, HB	1,850
	2nd—Paul Giel, Minnesota, HB	1,794
	3rd—Paul Cameron, UCLA, HB	444
	4th—Bernie Faloney, Maryland, QB	258
1954	Alan Ameche , Wisconsin, FB	1,068
	2nd—Kurt Burris, Oklahoma, C	838
	3rd—Howard Cassidy, Ohio St., HB	810
	4th—Ralph Guglielmi, Notre Dame, QB	691
1955	Howard Cassidy , Ohio St., HB	2,219
	2nd—Jim Swink, TCU, HB	742
	3rd—George Welsh, Navy, QB	383
	4th—Earl Morrall, Michigan St., QB	323
1956	Paul Hornung , Notre Dame, QB	1,066
	2nd—Johnny Majors, Tennessee, HB	994
	3rd—Tommy McDonald, Oklahoma, HB	973
	4th—Jerry Tubbs, Oklahoma, C	724
1957	John David Crow , Texas A&M, HB	1,183
	2nd—Alex Karras, Iowa, T	693
	3rd—Walt Kowalczyk, Michigan St., HB	630
	4th—Lou Michaels, Kentucky, T	330
1958	Pete Dawkins , Army, HB	1,394
	2nd—Randy Duncan, Iowa, QB	1,021
	3rd—Billy Cannon, LSU, HB	975
	4th—Bob White, Ohio St., HB	365
1959	Billy Cannon , LSU, HB	1,929
	2nd—Richie Lucas, Penn St., QB	613
	3rd—Don Meredith, SMU, QB	286
	4th—Bill Burrell, Illinois, G	196

Year	Player (Winner Bold), School, Position	Points
1960	Joe Bellino , Navy, HB	1,793
	2nd—Tom Brown, Minnesota, G	731
	3rd—Jake Gibbs, Mississippi, QB	453
	4th—Ed Dyas, Auburn, HB	319
1961	Ernie Davis , Syracuse, HB	824
	2nd—Bob Ferguson, Ohio St., HB	771
	3rd—Jimmy Saxton, Texas, HB	551
	4th—Sandy Stephens, Minnesota, QB	543
1962	Terry Baker , Oregon St., QB	707
	2nd—Jerry Stovall, LSU, HB	618
	3rd—Bobby Bell, Minnesota, T	429
	4th—Lee Roy Jordan, Alabama, C	321
1963	* Roger Staubach , Navy, QB	1,860
	2nd—Billy Lathridge, Georgia Tech, QB	504
	3rd—Sherman Lewis, Michigan St., HB	369
	4th—Don Trull, Baylor, QB	253
1964	John Huarte , Notre Dame, QB	1,026
	2nd—Jerry Rhome, Tulsa, QB	952
	3rd—Dick Butkus, Illinois, FB	505
	4th—Bob Timberlake, Michigan, QB	361
1965	Mike Garrett , Southern California, HB	926
	2nd—Howard Twilley, Tulsa, E	528
	3rd—Jim Grabowski, Illinois, FB	481
	4th—Donny Anderson, Texas Tech, HB	408
1966	Steve Spurrier , Florida, QB	1,679
	2nd—Bob Griese, Purdue, QB	816
	3rd—Nick Eddy, Notre Dame, HB	456
	4th—Gary Beban, UCLA, QB	318
1967	Gary Beban , UCLA, QB	1,968
	2nd—O.J. Simpson, Southern California, HB	1,722
	3rd—Leroy Keyes, Purdue, HB	1,366
	4th—Larry Csonka, Syracuse, FB	136
1968	O.J. Simpson , Southern California, HB	2,853
	2nd—Leroy Keyes, Purdue, HB	1,103
	3rd—Terry Hanraity, Notre Dame, QB	387
	4th—Ted Kwalik, Penn St., TE	254
1969	Steve Owens , Oklahoma, HB	1,488
	2nd—Mike Phipps, Purdue, QB	1,344
	3rd—Rex Kern, Ohio St., QB	856
	4th—Archie Manning, Mississippi, QB	582
1970	Jim Plunkett , Stanford, QB	2,229
	2nd—Joe Theismann, Notre Dame, QB	1,410
	3rd—Archie Manning, Mississippi, QB	849
	4th—Steve Worster, Texas, RB	398
1971	Pat Sullivan , Auburn, QB	1,597
	2nd—Ed Marinaro, Cornell, RB	1,445
	3rd—Greg Pruitt, Oklahoma, RB	586
	4th—Johnny Musso, Alabama, RB	365
1972	Johnny Rodgers , Nebraska, WR	1,310
	2nd—Greg Pruitt, Oklahoma, RB	966
	3rd—Rich Glover, Nebraska, MG	652
	4th—Bert Jones, LSU, QB	351
1973	John Cappelletti , Penn St., RB	1,057
	2nd—John Hicks, Ohio St., OT	524
	3rd—Roosevelt Leaks, Texas, RB	482
	4th—David Jaynes, Kansas, QB	394
1974	* Archie Griffin , Ohio St., RB	1,920
	2nd—Anthony Davis, Southern California, RB	819
	3rd—Joe Washington, Oklahoma, RB	661
	4th—Tom Clements, Notre Dame, QB	244
1975	Archie Griffin , Ohio St., RB	1,800
	2nd—Chuck Muncie, California, RB	730
	3rd—Ricky Bell, Southern California, RB	708
	4th—Tony Dorsett, Pittsburgh, RB	616
1976	Tony Dorsett , Pittsburgh, RB	2,357
	2nd—Ricky Bell, Southern California, RB	1,346
	3rd—Rob Lytle, Michigan, RB	413
	4th—Terry Miller, Oklahoma St., RB	197
1977	Earl Campbell , Texas, RB	1,547
	2nd—Terry Miller, Oklahoma St., RB	812
	3rd—Ken MacAfee, Notre Dame, TE	343
	4th—Doug Williams, Grambling, QB	266
1978	* Billy Sims , Oklahoma, RB	827
	2nd—Chuck Fusina, Penn St., QB	750
	3rd—Rick Leach, Michigan, QB	435
	4th—Charles White, Southern California, RB	354
1979	Charles White , Southern California, RB	1,695
	2nd—Billy Sims, Oklahoma, RB	773
	3rd—Marc Wilson, Brigham Young, QB	589
	4th—Art Schlichter, Ohio St., QB	251
1980	George Rogers , South Carolina, RB	1,128
	2nd—Hugh Green, Pittsburgh, DE	861

Year	Player (Winner Bold), School, Position	Points
	3rd—Herschel Walker, Georgia, RB	683
	4th—Mark Herrmann, Purdue, QB	405
1981	Marcus Allen , Southern California, RB	1,797
	2nd—Herschel Walker, Georgia, RB	1,199
	3rd—Jim McMahon, Brigham Young, QB	706
	4th—Dan Marino, Pittsburgh, QB	256
1982	* Herschel Walker , Georgia, RB	1,926
	2nd—John Elway, Stanford, QB	1,231
	3rd—Eric Dickerson, SMU, RB	465
	4th—Anthony Carter, Michigan, WR	142
1983	Mike Rozier , Nebraska, RB	1,801
	2nd—Steve Young, Brigham Young, QB	1,172
	3rd—Doug Flutie, Boston College, QB	253
	4th—Turner Gill, Nebraska, QB	190
1984	Doug Flutie , Boston College, QB	2,240
	2nd—Keith Byars, Ohio St., RB	1,251
	3rd—Robbie Bosco, Brigham Young, QB	443
	4th—Bernie Kosar, Miami (Fla.), QB	320
1985	Bo Jackson , Auburn, RB	1,509
	2nd—Chuck Long, Iowa, QB	1,464
	3rd—Robbie Bosco, Brigham Young, QB	459
	4th—Lorenzo White, Michigan St., RB	391
1986	Vinny Testaverde , Miami (Fla.), QB	2,213
	2nd—Paul Palmer, Temple, RB	672
	3rd—Jim Harbaugh, Michigan, QB	458
	4th—Brian Bosworth, Oklahoma, LB	395
1987	Tim Brown , Notre Dame, WR	1,442
	2nd—Don McPherson, Syracuse, QB	831
	3rd—Gordie Lockbaum, Holy Cross, WR/DB	657
	4th—Lorenzo White, Michigan St., RB	632
1988	* Barry Sanders , Oklahoma St., RB	1,878
	2nd—Rodney Peete, Southern California, QB	912
	3rd—Troy Aikman, UCLA, QB	582
	4th—Steve Walsh, Miami (Fla.), QB	341
1989	* Andre Ware , Houston, QB	1,073
	2nd—Anthony Thompson, Indiana, RB	1,003
	3rd—Major Harris, West Virginia, QB	709
	4th—Tony Rice, Notre Dame, QB	523
1990	* Ty Detmer , Brigham Young, QB	1,482
	2nd—Raghib Ismail, Notre Dame, WR	1,177
	3rd—Eric Bienenmy, Colorado, RB	798
	4th—Shawn Moore, Virginia, QB	465
1991	# Desmond Howard , Michigan, WR	2,077
	2nd—Casey Weldon, Florida St., QB	503
	3rd—Ty Detmer, Brigham Young, QB	445
	4th—Steve Emtman, Washington, DT	357
1992	Gino Torretta , Miami (Fla.), QB	1,400
	2nd—Marshall Faulk, San Diego St., RB	1,080
	3rd—Garrison Hearst, Georgia, RB	982
	4th—Marvin Jones, Florida St., LB	392
1993	Charlie Ward , Florida St., QB	2,310
	2nd—Heath Shuler, Tennessee, QB	688
	3rd—David Palmer, Alabama, RB	292
	4th—Marshall Faulk, San Diego St., RB	250
1994	* Rashan Salaam , Colorado, RB	1,743
	2nd—Ki-Jana Carter, Penn St., RB	901
	3rd—Steve McNair, Alcorn St., QB	655
	4th—Kerry Collins, Penn St., QB	639
1995	Eddie George , Ohio St., RB	1,460
	2nd—Tommye Frazier, Nebraska, QB	1,196
	3rd—Danny Wuerffel, Florida, QB	987
	4th—Darnell Autry, Northwestern, RB	535
1996	Danny Wuerffel , Florida, QB	1,363
	2nd—Troy Davis, Iowa St., RB	1,174
	3rd—Jake Plummer, Arizona St., QB	685
	4th—Orlando Pace, Ohio St., OL	599
1997	* Charles Woodson , Michigan, DB	1,815
	2nd—Peyton Manning, Tennessee, QB	1,543
	3rd—Ryan Leaf, Washington St., QB	861
	4th—Randy Moss, Marshall, WR	253
1998	Ricky Williams , Texas, RB	2,355
	2nd—Michael Bishop, Kansas St., QB	792
	3rd—Cade McNown, UCLA, QB	696
	4th—Tim Couch, Kentucky, QB	527
1999	Ron Dayne , Wisconsin, RB	2,042
	2nd—Joe Hamilton, Georgia Tech, QB	994
	3rd—Michael Vick, Virginia Tech, QB	319
	4th—Drew Brees, Purdue, QB	308
2000	Chris Weinke , Florida St., QB	1,628
	2nd—Josh Heupel, Oklahoma, QB	1,552
	3rd—Drew Brees, Purdue, QB	619
	4th—LaDainian Tomlinson, TCU, RB	566

Year	Player (Winner Bold), School, Position	Points
2001	Eric Crouch , Nebraska, QB	770
	2nd—Rex Grossman, Florida, QB	708
	3rd—Ken Dorsey, Miami (Fla.), QB	638
	4th—Joey Harrington, Oregon, QB	364
2002	Carson Palmer , Southern California, QB	1,328
	2nd—Brad Banks, Iowa, QB	1,095
	3rd—Larry Johnson, Penn St., RB	726
	4th—Willis McGahee, Miami (Fla.), RB	660
2003	* Jason White , Oklahoma, QB	1,481
	2nd—Larry Fitzgerald, Pittsburgh, WR	1,353
	3rd—Eli Manning, Mississippi, QB	710
	4th—Chris Perry, Michigan, RB	341
2004	* Matt Leinart , Southern California, QB	1,325
	2nd—Adrian Peterson, Oklahoma, RB	997
	3rd—Jason White, Oklahoma, QB	957
	4th—Alex Smith, Utah, QB	635

*Winner as junior (all others seniors). #Had one year of eligibility remaining.

2005 Heisman Voting

(First, second- and third-place votes, and total points; voting on a 3-2-1 basis)

	1st	2nd	3rd	Total
1. *Reggie Bush, RB, Southern California	784	89	11	2,541
2. *Vince Young, QB Texas	79	613	145	1,608
3. Matt Leinart, QB, Southern California	18	147	449	797
4. *Brady Quinn, QB, Notre Dame	7	21	128	191
5. Michael Robinson, QB, Penn St.	2	7	29	49
6. A.J. Hawk, LB, Ohio St.	0	3	23	29
7. DeAngelo Williams, RB, Memphis	1	2	19	26
8. Drew Olson, QB, UCLA	1	2	14	21
9. Jerome Harrison, RB, Washington St.	0	4	12	20
10. Elvis Dumervil, DE, Louisville	0	0	9	9

*Junior. All others seniors.

Heisman Trophy Winners by Position



MAXWELL AWARD

First presented in 1937 to honor the nation's outstanding college football player by the Maxwell Memorial Football Club of Philadelphia. The award is named after Robert "Tiny" Maxwell, a Philadelphia native who played at the University of Chicago as a lineman near the turn of the century.

Year	Player, College, Position
1937	Clint Frank, Yale, HB
1938	Davey O'Brien, TCU, QB
1939	Nile Kinnick, Iowa, HB
1940	Tom Harmon, Michigan, HB
1941	Bill Dudley, Virginia, HB
1942	Paul Governali, Columbia, QB
1943	Bob Odell, Penn, HB
1944	Glenn Davis, Army, HB
1945	Doc Blanchard, Army, FB
1946	Charley Trippi, Georgia, HB
1947	Doak Walker, SMU, HB
1948	Chuck Bednarik, Penn, C
1949	Leon Hart, Notre Dame, E
1950	Reds Bagnell, Penn, HB
1951	Dick Kazmaier, Princeton, HB
1952	Johnny Lattner, Notre Dame, HB
1953	Johnny Lattner, Notre Dame, HB
1954	Ron Beagle, Navy, E
1955	Howard Cassady, Ohio St., HB
1956	Tommy McDonald, Oklahoma, HB

Year	Player, College, Position
1957	Bob Reifsnnyder, Navy, T
1958	Pete Dawkins, Army, HB
1959	Rich Lucas, Penn St., QB
1960	Joe Bellino, Navy, HB
1961	Bob Ferguson, Ohio St., FB
1962	Terry Baker, Oregon St., QB
1963	Roger Staubach, Navy, QB
1964	Glenn Ressler, Penn St., C
1965	Tommy Nobis, Texas, LB
1966	Jim Lynch, Notre Dame, LB
1967	Gary Beban, UCLA, QB
1968	O.J. Simpson, Southern California, RB
1969	Mike Reid, Penn St., DT
1970	Jim Plunkett, Stanford, QB
1971	Ed Marinaro, Cornell, RB
1972	Brad VanPelt, Michigan St., DB
1973	John Cappelletti, Penn St., RB
1974	Steve Joachim, Temple, QB
1975	Archie Griffin, Ohio St., RB
1976	Tony Dorsett, Pittsburgh, RB
1977	Ross Browner, Notre Dame, DE
1978	Chuck Fusina, Penn St., QB
1979	Charles White, Southern California, RB
1980	Hugh Green, Pittsburgh, DE
1981	Marcus Allen, Southern California, RB
1982	Herschel Walker, Georgia, RB
1983	Mike Rozier, Nebraska, RB
1984	Doug Flutie, Boston College, QB
1985	Chuck Long, Iowa, QB
1986	Vinny Testaverde, Miami (Fla.), QB
1987	Don McPherson, Syracuse, QB
1988	Barry Sanders, Oklahoma St., RB
1989	Anthony Thompson, Indiana, RB
1990	Ty Detmer, Brigham Young, QB
1991	Desmond Howard, Michigan, WR
1992	Gino Torretta, Miami (Fla.), QB
1993	Charlie Ward, Florida St., QB
1994	Kerry Collins, Penn St., QB
1995	Eddie George, Ohio St., RB
1996	Danny Wuerffel, Florida, QB
1997	Peyton Manning, Tennessee, QB
1998	Ricky Williams, Texas, RB
1999	Ron Dayne, Wisconsin, RB
2000	Drew Brees, Purdue, QB
2001	Ken Dorsey, Miami (Fla.), QB
2002	Larry Johnson, Penn St., RB
2003	Eli Manning, Mississippi, QB
2004	Jason White, Oklahoma, QB
2005	Vince Young, Texas, QB

JOHN OUTLAND TROPHY

First presented in 1946 to honor the outstanding interior lineman in the nation by the Football Writers Association of America. The award is named for its benefactor, Dr. John H. Outland.

Year	Player, College, Position
1946	George Connor, Notre Dame, T
1947	Joe Steffy, Army, G
1948	Bill Fischer, Notre Dame, G
1949	Ed Bagdon, Michigan St., G
1950	Bob Gain, Kentucky, T
1951	Jim Weatherall, Oklahoma, T
1952	Dick Modzelewski, Maryland, T
1953	J.D. Roberts, Oklahoma, G
1954	Bill Brooks, Arkansas, G
1955	Calvin Jones, Iowa, G
1956	Jim Parker, Ohio St., G
1957	Alex Karras, Iowa, T
1958	Zeke Smith, Auburn, G
1959	Mike McGee, Duke, T
1960	Tom Brown, Minnesota, G
1961	Merlin Olsen, Utah St., T
1962	Bobby Bell, Minnesota, T
1963	Scott Appleton, Texas, T
1964	Steve DeLong, Tennessee, T
1965	Tommy Nobis, Texas, G
1966	Lloyd Phillips, Arkansas, T
1967	Ron Yary, Southern California, T
1968	Bill Stanfill, Georgia, T
1969	Mike Reid, Penn St., DT
1970	Jim Stillwagon, Ohio St., MG
1971	Larry Jacobson, Nebraska, DT
1972	Rich Glover, Nebraska, MG

Year	Player, College, Position
1973	John Hicks, Ohio St., OT
1974	Randy White, Maryland, DE
1975	Lee Roy Selmon, Oklahoma, DT
1976	*Ross Browner, Notre Dame, DE
1977	Brad Shearer, Texas, DT
1978	Greg Roberts, Oklahoma, G
1979	Jim Ritcher, North Carolina St., C
1980	Mark May, Pittsburgh, OT
1981	*Dave Rimington, Nebraska, C
1982	Dave Rimington, Nebraska, C
1983	Dean Steinkuhler, Nebraska, G
1984	Bruce Smith, Virginia Tech, DT
1985	Mike Ruth, Boston College, NG
1986	Jason Buck, Brigham Young, DT
1987	Chad Hennings, Air Force, DT
1988	Tracy Rocker, Auburn, DT
1989	Mohammed Elewonibi, Brigham Young, G
1990	Russell Maryland, Miami (Fla.), DT
1991	*Steve Emtman, Washington, DT
1992	Will Shields, Nebraska, G
1993	Rob Waldrop, Arizona, NG
1994	Zach Wiegert, Nebraska, OT
1995	Jonathan Ogden, UCLA, OT
1996	*Orlando Pace, Ohio St., OT
1997	Aaron Taylor, Nebraska, OG
1998	*Kris Farris, UCLA, OT
1999	Chris Samuels, Alabama, OT
2000	*John Henderson, Tennessee, DL
2001	Bryant McKinnie, Miami (Fla.), OT
2002	Rien Long, Washington St., DT
2003	Robert Gallery, Iowa, OT
2004	Jammal Brown, Oklahoma, OT
2005	Greg Eslinger, Minnesota, C

*Junior (all others seniors).

WALTER CAMP AWARD

First presented in 1967 to honor the nation's outstanding college football player by the Walter Camp Foundation in balloting by Division I-A coaches and sports information directors. The award is named after Walter Camp, one of the founders of modern American football.

Year	Player, College, Position
1967	O.J. Simpson, Southern California, RB
1968	O.J. Simpson, Southern California, RB
1969	Steve Owens, Oklahoma, RB
1970	Jim Plunkett, Stanford, QB
1971	Pat Sullivan, Auburn, QB
1972	Johnny Rodgers, Nebraska, WR
1973	John Cappelletti, Penn St., RB
1974	Archie Griffin, Ohio St., RB
1975	Archie Griffin, Ohio St., RB
1976	Tony Dorsett, Pittsburgh, RB
1977	Ken MacAfee, Notre Dame, TE
1978	Billy Sims, Oklahoma, RB
1979	Charles White, Southern California, RB
1980	Hugh Green, Pittsburgh, DE
1981	Marcus Allen, Southern California, RB
1982	Herschel Walker, Georgia, RB
1983	Mike Rozier, Nebraska, RB
1984	Doug Flutie, Boston College, QB
1985	Bo Jackson, Auburn, RB
1986	Vinny Testaverde, Miami (Fla.), QB
1987	Tim Brown, Notre Dame, WR
1988	Barry Sanders, Oklahoma St., RB
1989	Andre Ware, Houston, QB
1990	Raghib Ismail, Notre Dame, RB/WR
1991	Desmond Howard, Michigan, WR
1992	Gino Torretta, Miami (Fla.), QB
1993	Charlie Ward, Florida St., QB
1994	Rashaan Salaam, Colorado, RB
1995	Eddie George, Ohio St., RB
1996	Danny Wuerffel, Florida, QB
1997	Charles Woodson, Michigan, DB
1998	Ricky Williams, Texas, RB
1999	Ron Dayne, Wisconsin, RB
2000	Josh Heupel, Oklahoma, QB
2001	Eric Crouch, Nebraska, QB
2002	Larry Johnson, Penn St., RB
2003	Larry Fitzgerald, Pittsburgh, WR
2004	Matt Leinart, Southern California, QB
2005	Reggie Bush, Southern California, RB

VINCE LOMBARDI/ROTARY AWARD

First presented in 1970 to honor the outstanding college lineman or linebacker of the year by the Rotary Club of Houston, Texas. The award is named after professional football coach Vince Lombardi, a member of the legendary "Seven Blocks of Granite" at Fordham in the 1930s.

Year	Player, College, Position
1970	Jim Stillwagon, Ohio St., MG
1971	Walt Patulski, Notre Dame, DE
1972	Rich Glover, Nebraska, MG
1973	John Hicks, Ohio St., OT
1974	Randy White, Maryland, DT
1975	Lee Roy Selmon, Oklahoma, DT
1976	Wilson Whitley, Houston, DT
1977	Ross Browner, Notre Dame, DE
1978	Bruce Clark, Penn St., DT
1979	Brad Budde, Southern California, G
1980	Hugh Green, Pittsburgh, DE
1981	Kenneth Sims, Texas, DT
1982	Dave Rimington, Nebraska, C
1983	Dean Steinkuhler, Nebraska, G
1984	Tony Degrate, Texas, DT
1985	Tony Casillas, Oklahoma, NG
1986	Cornelius Bennett, Alabama, LB
1987	Chris Spielman, Ohio St., LB
1988	Tracy Rocker, Auburn, DT
1989	Percy Snow, Michigan St., LB
1990	Chris Zorich, Notre Dame, NT
1991	Steve Emtman, Washington, DT
1992	Marvin Jones, Florida St., LB
1993	Aaron Taylor, Notre Dame, OT
1994	Warren Sapp, Miami (Fla.), DT
1995	Orlando Pace, Ohio St., OT
1996	Orlando Pace, Ohio St., OT
1997	Grant Wistrom, Nebraska, DE
1998	Dat Nguyen, Texas A&M, LB
1999	Corey Moore, Virginia Tech, DE
2000	Jamal Reynolds, Florida St., DE
2001	Julius Peppers, North Carolina, DE
2002	Terrell Suggs, Arizona St., DE
2003	Tommie Harris, Oklahoma, DT
2004	David Pollack, Georgia, DE
2005	A.J. Hawk, Ohio St., LB

DAVEY O'BRIEN NATIONAL QUARTERBACK AWARD

First presented in 1977 as the O'Brien Memorial Trophy to the outstanding player in the Southwest. In 1981, the Davey O'Brien Educational and Charitable Trust of Fort Worth, Texas, renamed the award the Davey O'Brien National Quarterback Award, and it now honors the nation's best quarterback.

MEMORIAL TROPHY

Year	Player, College, Position
1977	Earl Campbell, Texas, RB
1978	Billy Sims, Oklahoma, RB
1979	Mike Singletary, Baylor, LB
1980	Mike Singletary, Baylor, LB

NATIONAL QB AWARD

Year	Player, College
1981	Jim McMahon, Brigham Young
1982	Todd Blackledge, Penn St.
1983	Steve Young, Brigham Young
1984	Doug Flutie, Boston College
1985	Chuck Long, Iowa
1986	Vinny Testaverde, Miami (Fla.)
1987	Don McPherson, Syracuse
1988	Troy Aikman, UCLA
1989	Andre Ware, Houston
1990	Ty Detmer, Brigham Young
1991	Ty Detmer, Brigham Young
1992	Gino Torretta, Miami (Fla.)
1993	Charlie Ward, Florida St.
1994	Kerry Collins, Penn St.
1995	Danny Wuerffel, Florida
1996	Danny Wuerffel, Florida
1997	Peyton Manning, Tennessee
1998	Michael Bishop, Kansas St.

Year	Player, College
1999	Joe Hamilton, Georgia Tech
2000	Chris Weinke, Florida St.
2001	Eric Crouch, Nebraska
2002	Brad Banks, Iowa
2003	Jason White, Oklahoma
2004	Jason White, Oklahoma
2005	Vince Young, Texas

DICK BUTKUS AWARD

First presented in 1985 to honor the nation's best collegiate linebacker by the Downtown Athletic Club of Orlando, Fla. The award is named after Dick Butkus, two-time consensus all-American at Illinois and six-time all-Pro linebacker with the Chicago Bears.

Year	Player, College
1985	Brian Bosworth, Oklahoma
1986	Brian Bosworth, Oklahoma
1987	Paul McGowan, Florida St.
1988	Derrick Thomas, Alabama
1989	Percy Snow, Michigan St.
1990	Alfred Williams, Colorado
1991	Erick Anderson, Michigan
1992	Marvin Jones, Florida St.
1993	Trev Alberts, Nebraska
1994	Dana Howard, Illinois
1995	Kevin Hardy, Illinois
1996	Matt Russell, Colorado
1997	Andy Katzenmoyer, Ohio St.
1998	Chris Claiborne, Southern California
1999	LaVar Arrington, Penn St.
2000	Dan Morgan, Miami (Fla.)
2001	Rocky Calmus, Oklahoma
2002	E.J. Henderson, Maryland
2003	Teddy Lehman, Oklahoma
2004	Derrick Johnson, Texas
2005	Paul Posluszny, Penn St.

JIM THORPE AWARD

First presented in 1986 to honor the nation's best defensive back by the Jim Thorpe Athletic Club of Oklahoma City. The award is named after Jim Thorpe, Olympic champion, two-time consensus all-American halfback at Carlisle and professional football player.

Year	Player, College
1986	Thomas Everett, Baylor
1987	Bennie Blades, Miami (Fla.)
	Rickey Dixon, Oklahoma
1988	Deion Sanders, Florida St.
1989	Mark Carrier, Southern California
1990	Darryll Lewis, Arizona
1991	Terrell Buckley, Florida St.
1992	Deon Figures, Colorado



2005 Heisman Trophy winner Reggie Bush of Southern California also won the Doak Walker National Running Back Award after he rushed for 1,740 yards and 16 touchdowns.

Year	Player, College
1993	Antonio Langham, Alabama
1994	Chris Hudson, Colorado
1995	Greg Myers, Colorado St.
1996	Lawrence Wright, Florida
1997	Charles Woodson, Michigan
1998	Antoine Winfield, Ohio St.
1999	Tyrone Carter, Minnesota
2000	Jamar Fletcher, Wisconsin
2001	Roy Williams, Oklahoma
2002	Terence Newman, Kansas St.
2003	Derrick Strait, Oklahoma
2004	Carlos Rogers, Auburn
2005	Michael Huff, Texas

JOHNNY UNITAS GOLDEN ARM AWARD

First presented in 1987 to honor the nation's top senior quarterback by the Frank Camp Chapter of the Johnny Unitas Golden Arm Educational Foundation. Each year, a committee composed of NFL executives, coaches, scouts and media members selects the winner based on citizenship, scholarship, leadership and athletic accomplishments. The award, formerly presented by the Kentucky Chapter of the National Football Foundation and College Football Hall of Fame, Inc., is named after Pro Football Hall of Fame quarterback Johnny Unitas.

Year	Player, College
1987	Don McPherson, Syracuse
1988	Rodney Peete, Southern California
1989	Tony Rice, Notre Dame
1990	Craig Erickson, Miami (Fla.)
1991	Casey Weldon, Florida St.
1992	Gino Torretta, Miami (Fla.)
1993	Charlie Ward, Florida St.
1994	Jay Barker, Alabama
1995	Tommy Frazier, Nebraska
1996	Danny Wuerffel, Florida
1997	Peyton Manning, Tennessee
1998	Cade McNown, UCLA
1999	Chris Redman, Louisville
2000	Chris Weinke, Florida St.
2001	David Carr, Fresno St.
2002	Carson Palmer, Southern California
2003	Eli Manning, Mississippi
2004	Jason White, Oklahoma
2005	Matt Leinart, Southern California

DOAK WALKER NATIONAL RUNNING BACK AWARD

First presented in 1990 to honor the nation's best running back among Division I-A juniors or seniors who combine outstanding achievements on the field, in the classroom and in the community, by the GTE/SMU Athletic Forum in Dallas, Texas, and sponsored by Dr. Pepper, a \$10,000 scholarship is donated to the recipient's university in his name. It is voted on by a panel of media and former college football standouts. The award is named after Doak Walker, SMU's three-time consensus all-America halfback and 1948 Heisman Trophy winner.

Year	Player, College
1990	Greg Lewis, Washington
1991	Trevor Cobb, Rice
1992	Garrison Hearst, Georgia
1993	Byron Morris, Texas Tech
1994	Rashaan Salaam, Colorado
1995	Eddie George, Ohio St.
1996	Byron Hunsford, Texas Tech
1997	Ricky Williams, Texas
1998	Ricky Williams, Texas
1999	Ron Dayne, Wisconsin
2000	LaDainian Tomlinson, TCU
2001	Luke Staley, Brigham Young
2002	Larry Johnson, Penn St.
2003	Chris Perry, Michigan
2004	Cedric Benson, Texas
2005	Reggie Bush, Southern California

LOU GROZA COLLEGIATE PLACE-KICKER AWARD

First presented in 1992 to honor the nation's top collegiate place-kicker by the Palm Beach County Sports

Commission in conjunction with the Orange Bowl Committee. The award is named after Pro Football Hall of Fame kicker Lou Groza.

Year	Player, College
1992	Joe Allison, Memphis
1993	Judd Davis, Florida
1994	Steve McLaughlin, Arizona
1995	Michael Reeder, TCU
1996	Marc Primanti, North Carolina St.
1997	Martin Gramatica, Kansas St.
1998	Sebastian Janikowski, Florida St.
1999	Sebastian Janikowski, Florida St.
2000	Jonathan Ruffin, Cincinnati
2001	Seth Marler, Tulane
2002	Nate Kaeding, Iowa
2003	Jonathan Nichols, Mississippi
2004	Mike Nugent, Ohio St.
2005	Alexis Serna, Oregon St.

BRONKO NAGURSKI AWARD

First presented in 1993 to honor the nation's top collegiate defensive player by the Football Writers Association of America and the Charlotte (N.C.) Touchdown Club. The award is named after Bronko Nagurski, consensus all-America tackle and running back at Minnesota in 1929, and a member of both the College Football Hall of Fame and Pro Football Hall of Fame.

Year	Player, College, Position
1993	Rob Waldrop, Arizona, DL
1994	Warren Sapp, Miami (Fla.), DT
1995	Pat Fitzgerald, Northwestern, LB
1996	Pat Fitzgerald, Northwestern, LB
1997	Charles Woodson, Michigan, CB
1998	Champ Bailey, Georgia, DB
1999	Corey Moore, Virginia Tech, DE
2000	Dan Morgan, Miami (Fla.), LB
2001	Roy Williams, Oklahoma, DB
2002	Terrell Suggs, Arizona St., DE
2003	Derrick Strait, Oklahoma, CB
2004	Derrick Johnson, Texas, LB
2005	Elvis Dumervil, Louisville, DE

FRED BILETNIKOFF RECEIVER AWARD

First presented in 1994 to honor the nation's top collegiate pass receiver by the Quarterback Club of Tallahassee, Fla. The award is named after Fred Biletnikoff, former Florida State all-American and NFL Oakland Raider receiver, a member of both the College Football Hall of Fame and Pro Football Hall of Fame.

Year	Player, College
1994	Bobby Engram, Penn St.
1995	Terry Glenn, Ohio St.
1996	Marcus Harris, Wyoming
1997	Randy Moss, Marshall
1998	Troy Edwards, Louisiana Tech
1999	Troy Walters, Stanford
2000	Antonio Bryant, Pittsburgh
2001	Josh Reed, LSU
2002	Charles Rogers, Michigan St.
2003	Larry Fitzgerald, Pittsburgh
2004	Braylon Edwards, Michigan
2005	Mike Hass, Oregon St.

CHUCK BEDNARIK AWARD

First presented in 1995 to honor the collegiate defensive player of the year by the Maxwell Memorial Football Club of Philadelphia. The award is named after Chuck Bednarik, consensus all-America center at Penn in 1947-48 and a member of both the College Football Hall of Fame and Pro Football Hall of Fame.

Year	Player, College
1995	Pat Fitzgerald, Northwestern
1996	Pat Fitzgerald, Northwestern
1997	Charles Woodson, Michigan
1998	Dat Nguyen, Texas A&M
1999	LaVar Arrington, Penn St.
2000	Dan Morgan, Miami (Fla.)
2001	Julius Peppers, North Carolina
2002	E.J. Henderson, Maryland
2003	Teddy Lehman, Oklahoma
2004	David Pollack, Georgia
2005	Paul Posluszny, Penn St.

MOSI TATUPU SPECIAL TEAMS PLAYER OF THE YEAR AWARD

First presented in 1997 to the top special teams player in the country by the Maui (Hawaii) Touchdown Club. The award is named after Mosi Tatupu, who played high school football in Honolulu and collegiate football at Southern California. He went on to a 14-year playing career in the NFL.

Year	Player, College
1997	Brock Olivo, Missouri
1998	Chris McAlister, Arizona
1999	Deltha O'Neal, California
2000	J.T. Thatcher, Oklahoma
2001	Kahlil Hill, Iowa
2002	Glenn Pakulak, Kentucky
2003	Wes Welker, Texas Tech
2004	Chad Owens, Hawaii
2005	Ryan Hoffman, Illinois St.

RAY GUY PUNTING AWARD

First presented in 2000 to honor the nation's top collegiate punter by the Greater Augusta (Ga.) Sports Council. The winner will display leadership, self-discipline and have a significant impact on the team's success. Voted upon by a panel of sports writers, college football coaches and former punters. The award is named after Ray Guy, former punter at Southern Mississippi and NFL all-Pro punter for the Oakland Raiders.

Year	Player, College
2000	Kevin Stemke, Wisconsin
2001	Travis Dorsch, Purdue
2002	Mark Mariscal, Colorado
2003	B.J. Sander, Ohio St.
2004	Daniel Sepulveda, Baylor
2005	Ryan Plackemeier, Wake Forest

JOHN MACKEY TIGHT END AWARD

First presented in 2000 to honor the nation's top collegiate tight end by the Nassau County (N.Y.) Sports Commission. The award is named after John Mackey, the first tight end inducted into the Pro Football Hall of Fame.

Year	Player, College
2000	Tim Stratton, Purdue
2001	Dan Graham, Colorado
2002	Dallas Clark, Iowa
2003	Kellen Winslow, Miami (Fla.)
2004	Heath Miller, Virginia
2005	Mercedes Lewis, UCLA

DAVE RIMINGTON CENTER TROPHY (NCAA I-A)

First presented in 2000 to honor the nation's top NCAA Division IA offensive center by the Boomer Esiason Foundation. The award is named after Dave Rimington, a consensus all-America center at Nebraska in 1981-82 who was inducted into the College Football Hall of Fame in 1997.

Year	Player, College
2000	Dominic Raiola, Nebraska
2001	LeCharles Bentley, Ohio St.
2002	Brett Romberg, Miami (Fla.)
2003	Jake Grove, Virginia Tech
2004	David Baas, Michigan
	Ben Wilkerson, LSU
2005	Greg Eslinger, Minnesota

TED HENDRICKS DEFENSIVE END AWARD

First presented in 2002 to honor the nation's top defensive end by the Miami (Florida) Touchdown Club. The award is named after Ted Hendricks, College Football Hall of Fame member from Miami (Florida) and a member of the Pro Football Hall of Fame.

Year	Player, College
2002	Terrell Suggs, Arizona St.
2003	David Pollack, Georgia
2004	David Pollack, Georgia
2005	Elvis Dumervil, Louisville

BOBBY BOWDEN AWARD

First presented in 2003 by the Fellowship of Christian Athletes (FCA) to the collegiate football player who best epitomizes the term student-athlete. The person selected will be one of character, classroom excellence, athletic achievement and community involvement. Presented at the site of the Bowl Championship Series national championship game.

Year	Player, College
2003	Jason Wright, Northwestern
2004	Billy Bajema, Oklahoma St.
2005	D.J. Shockley, Georgia

RONNIE LOTT TROPHY

First presented in 2004 by the Pacific Club of Newport Beach, California, to the IMPACT Defensive Player of the Year. It recognizes a player's success both on and off the field. IMPACT is an acronym for Integrity, Maturity, Performance, Academics, Community and Tenacity.

Year	Player, College, Position
2004	David Pollack, Georgia, DE
2005	DeMeco Ryans, Alabama, LB

MANNING AWARD

First presented in 2004 by the Nokia Sugar Bowl to the nation's top Division I-A quarterback. The award is named for the Manning family - former New Orleans Saints quarterback Archie Manning and his sons Peyton and Eli, both NFL quarterbacks and former collegiate all-Americans.

Year	Player, College
2004	Matt Leinart, Southern California
2005	Vince Young, Texas

Division I-AA

WALTER PAYTON PLAYER OF THE YEAR AWARD

First presented in 1987 to honor the top Division I-AA football player by the Sports Network and voted on by Division I-AA sports information directors. The award is named after Walter Payton, former Jackson State player and the National Football League's second all-time leading rusher.

Year	Player, College, Position
1987	Kenny Gamble, Colgate, RB
1988	Dave Meggett, Towson, RB
1989	John Friesz, Idaho, QB
1990	Walter Dean, Grambling, RB
1991	Jamie Martin, Weber St., QB
1992	Michael Payton, Marshall, QB
1993	Doug Nussmeier, Idaho, QB
1994	Steve McNair, Alcorn St., QB
1995	Dave Dickenson, Montana, QB
1996	Archie Amerson, Northern Ariz., RB
1997	Brian Finneran, Villanova, WR
1998	Jerry Azumah, New Hampshire, RB
1999	Adrian Peterson, Ga. Southern, RB
2000	Louis Ivory, Furman, RB
2001	Brian Westbrook, Villanova, RB
2002	Tony Romo, Eastern Ill., QB
2003	Jamaal Branch, Colgate, RB
2004	Lang Campbell, William & Mary, QB
2005	Erik Meyer, Eastern Wash., QB

ERNIE DAVIS AWARD

First presented in 1992 to honor a Division I-AA college football player who has overcome personal, athletic or academic adversity and performs in an exemplary manner by the American Sports Wire. The award is named after the late Ernie Davis, Syracuse halfback who won the Heisman Trophy in 1961.

Year	Player, College, Position
1992	Gilad Landau, Grambling, PK
1993	Jay Walker, Howard, QB
1994	Steve McNair, Alcorn St., QB
1995	Earl Holmes, Florida A&M, LB
1996	Jason DeCuir, Howard, PK
1997	DeMingo Graham, Hofstra, OL
1998	Chris Boden, Villanova, QB
1999	Matt Bushart, Southern U., P

Year	Player, College, Position
2000	Charles Roberts, Sacramento St., RB
2001	Mark Leyenaar, Robert Morris, OL
2002	Kayode Mayowa, Sacred Heart, LB
2003	Steve Baggs, Bethune-Cookman, LB
2004	Jamaal Branch, Colgate, RB
2005	Bruce Eugene, Grambling, QB

BUCK BUCHANAN AWARD

First presented in 1995 to the nation's outstanding Division I-AA defensive player by The Sports Network. The award is named after Junious 'Buck' Buchanan, NAIA all-America defensive lineman at Grambling from 1959 through 1962 and Pro Football Hall of Fame inductee after an outstanding 13-year career.

Year	Player, College, Position
1995	Dexter Coakley, Appalachian St., LB
1996	Dexter Coakley, Appalachian St., LB
1997	Chris McNeil, N.C. A&T, DE
1998	James Milton, Western Ill., LB
1999	Al Lucas, Troy, DT
2000	Edgerton Hartwell, Western Ill., DL
2001	Derrick Lloyd, James Madison, LB
2002	Rashean Mathis, Bethune-Cookman, DB
2003	Jared Allen, Idaho St., DE
2004	Jordan Beck, Cal Poly, LB
2005	Chris Gocong, Cal Poly, DE

DAVE RIMINGTON AWARD (NCAA I-AA)

First presented in 2003 to honor the best Division I-AA center by the Boomer Esiason Foundation. The award is named after Dave Rimington, a College Football Hall of Fame center from Nebraska and the only player to win the John Outland Trophy twice (1981-82).

Year	Player, College
2003	Eugene Amano, Southeast Mo. St.
2004	Rob Hunt, North Dakota St.
2005	Jeff Bolton, Montana St.

Division II

HARLON HILL TROPHY

First presented in 1986 to honor the best Division II player by the Harlon Hill Award Committee of Florence, Alabama. The award is named after Harlon Hill, former receiver at North Alabama and the National Football League's most valuable player for the Chicago Bears in 1955.

Year	Player, College
1986	Jeff Bentrim, North Dakota St., QB
1987	Johnny Bailey, Tex. A&M-Kingsville, RB
1988	Johnny Bailey, Tex. A&M-Kingsville, RB
1989	Johnny Bailey, Tex. A&M-Kingsville, RB
1990	Chris Simdorn, North Dakota St., QB
1991	Ronnie West, Pittsburg St., WR
1992	Ronald Moore, Pittsburg St., RB
1993	Roger Graham, New Haven, RB
1994	Chris Hatcher, Valdosta St., QB
1995	Ronald McKinnon, North Ala., LB
1996	Jarrett Anderson, Truman, RB
1997	Irv Sigler, Bloomsburg, RB
1998	Brian Shay, Emporia St., RB
1999	Corte McGuffey, Northern Colo., QB
2000	Dusty Bonner, Valdosta St., QB
2001	Dusty Bonner, Valdosta St., QB
2002	Curt Anes, Grand Valley St., QB
2003	Will Hall, North Ala., QB
2004	Chad Friehauf, Colorado Mines, QB
2005	Jimmy Terwilliger, East Stroudsburg, QB

JIM LANGER AWARD

First presented in 1994 to the top offensive lineman in Division II by the American Football Coaches Association Division II membership. The award is named after former South Dakota State standout Jim Langer, a five-time NFL all-Pro center and 1987 Pro Football Hall of Fame inductee.

Year	Player, College
1994	Kevin Robson, North Dakota
1995	Adam Timmerman, South Dakota St.
1996	Chris Villarrial, Indiana (Pa.)

Year	Player, College
1997	Andy Mazurek, Minn. St. Mankato
1998	Sean McNamara, Pittsburg St.
1999	Greg Lotyse, North Dakota
2000	Nick O'Brien, Tex. A&M-Kingsville
2001	Brian Crawford, Western Ore.
2002	Peter Campion, North Dakota St.
2003	Phillip Bogle, New Haven
2004	Alan Dunn, Tusculum
2005	Nick Hagemann, South Dakota

DAVE RIMINGTON AWARD (NCAA II)

First presented in 2003 to honor the best Division II center by the Boomer Esiason Foundation. The award is named after Dave Rimington, a College Football Hall of Fame center from Nebraska and the only player to win the John Outland Trophy twice (1981-82).

Year	Player, College
2003	Kevin Palmer, Tex. A&M-Kingsville
2004	Kevin Burton, Southeastern Okla.
2005	Lance Ancar, North Ala.

GENE UPSHAW AWARD

First presented in 2004 by the Manheim (Pa.) Touchdown Club to the Division II lineman of the year. The award is named for Gene Upshaw, an all-Pro offensive lineman during his 15-year Hall-of-Fame career with the Oakland Raiders, and currently the executive director of the National Football League Players Association.

Year	Player, College
2004	Nathan Baker, Pittsburg St.
2005	Mike McFadden, Grand Valley St.

Division III

JOHN GAGLIARDI TROPHY

First presented in 1993 to the nation's outstanding Division III player by the St. John's (Minn.) University J-Club. The award is named after John Gagliardi, St. John's head coach for 52 seasons and one of only two coaches in college football history to win 400 games.

Year	Player, College, Position
1993	Jim Ballard, Mount Union, QB
1994	Carey Bender, Coe, RB
1995	Chris Palmer, St. John's (Minn.), WR
1996	Lon Erickson, Ill. Wesleyan, QB
1997	Bill Borchert, Mount Union, QB
1998	Scott Hvistendahl, Augsburg, WR/P
1999	Danny Ragsdale, Redlands, QB
2000	Chad Johnson, Pacific Lutheran, QB



Linfield Sports Information
Linfield quarterback Brett Elliott was honored in 2005 with Division III's top two awards - the John Gagliardi Trophy and the Cliff Melberger Award. Elliott threw for 4,019 yards and 49 touchdowns, and topped the division in passing efficiency with a 191.5 rating.

Year	Player, College, Position
2001	Chuck Moore, Mount Union, RB
2002	Dan Pugh, Mount Union, RB
2003	Blake Elliott, St. John's (Minn.), WR
2004	Rocky Myers, Wesley, DB
2005	Brett Elliott, Linfield, QB

CLIFF MELBERGER AWARD

First presented in 1993 to the nation's outstanding Division III player by the Downtown Wilkes-Barre (Pa.) Touchdown Club. The award is named after Clifford K. Melberger, captain of the 1960 Bucknell football team that won the Lambert Cup and a member of the Touchdown Club's board of directors.

Year	Player, College, Position
1993	Jim Ballard, Mount Union, QB
1994	Carey Bender, Coe, RB
1995	Craig Kusick, Wis.-La Crosse, QB
1996	Bill Borchert, Mount Union, QB
1997	Bill Borchert, Mount Union, QB
1998	Mike Burton, Trinity (Tex.), QB
1999	Scott Pingel, Westminster (Mo.), WR
2000	R.J. Bowers, Grove City, RB
2001	Chuck Moore, Mount Union, RB
2002	Dan Pincelli, Hartwick, QB
2003	Brett Trichilo, Wilkes, RB
2004	Brett Trichilo, Wilkes, RB
2005	Brett Elliott, Linfield, QB

DAVE RIMINGTON AWARD (NCAA III)

First presented in 2003 to honor the best Division III center by the Boomer Esiason Foundation. The award is named after Dave Rimington, a College Football Hall of Fame center from Nebraska and the only player to win the John Outland Trophy twice (1981-82).

Year	Player, College
2003	Tom Doyle, Capital
2004	Matthew Bush, Mary Hardin-Baylor
2005	Damien Ciecwisz, Delaware Valley

COLLEGE FOOTBALL HALL OF FAME

Established: In 1947, by the National Football Foundation and College Hall of Fame, Inc. The first class of enshrinement of Division I or major-college players began in 1951. In 1996, the yearly classes elected were expanded to include other than Division I players. **Eligibility:** A nominated player must be out of college at least 10 years and a first-team all-America selection by a major selector during his career. For divisional (college-division) players, the player must have been a first-team selection on a recognized all-America team in Divisions I-AA, II or III, or the NAIA. Coaches must be retired three years or are eligible immediately after retirement provided he is at least 70 years of age. Active coaches become eligible at 75 years of age. Coaches must have been a head coach for a minimum of 10 years and have coached at least 100 games with a .600 winning percentage. The voting is done by a 12-member panel made up of athletics directors, conference and bowl officials, and media representatives.

Member players are listed with the final year they played in college, and member coaches are listed with the year they were inducted. (\$) Indicates college-division member. (†) Indicates deceased members. (#) Indicates dual member of the Pro Football Hall of Fame.

COLLEGE FOOTBALL HALL OF FAME CLASS OF 2006

[Division I-A Class to be inducted at the 49th annual awards dinner December 5, 2006, and enshrined at the Hall, in South Bend, Ind., in the summer of 2007; Divisional Class to be enshrined during ceremonies at the Hall August 11 and 12, 2006]

DIVISION I-A CLASS

Player, School	Pos.	Years
Bobby Anderson, Colorado	RB	1967-69
Bennie Blades, Miami (Fla.)	DB	1985-87
Carl Eller, Minnesota	DT	1961-63
Steve Emtman, Washington	DL	1989-91
Thomas Everett, Baylor	FS	1983-86

Player, School	Pos.	Years
Chad Hennings, Air Force	DT	1984-87
Chip Kell, Tennessee	OG	1968-70
Mike Phipps, Purdue	QB	1967-69
Mike Rozier, Nebraska	RB	1981-83
Jeff Siemon, Stanford	LB	1968-71
Bruce Smith, Virginia Tech	DT	1981-84
Emmitt Smith, Florida	RB	1987-89
Charlie Ward, Florida St.	QB	1989, 91-93

Coach, School	Years	Record
Bobby Bowden, Samford	1959-62	359-107-4
West Virginia	1970-75	
Florida St.	1976-present	
Joe Paterno, Penn St.	1966-present	354-117-3

DIVISIONAL CLASS (DIVISIONS I-AA, II AND III, NAIA)

Player, School	Pos.	Years
Kevin Dent, Jackson St.	DB	1985-88
John Friesz, Idaho	QB	1986-89
Ronnie Mallett, Central Ark.	E	1978-81
Jerry Rice, Mississippi Val.	WR	1981-84

Coach, School	Years	Record
Dick Farley, Williams	1987-03	114-19-3
John Gagliardi, Carroll (Mont.)	1949-52	432-118-11
St. John's (Minn.)	1953-present	
Vernon "Skip" McCain, Md.-East Shore	1948-63	102-21-5

PLAYERS

Player, College	Year
† Earl Abell, Colgate	1915
Alex Agase, Purdue/Illinois	1946
† Harry Agganis, Boston U.	1952
† Frank Albert, Stanford	1941
† Ki Aldrich, TCU	1938
† Malcolm Aldrich, Yale	1921
Marcus Allen, Southern California#	1981
† Joe Alexander, Syracuse	1920
Lance Alworth, Arkansas#	1961
† Alan Ameche, Wisconsin	1954
† Knowlton Ames, Princeton	1889
Warren Amling, Ohio St.	1946
Bob P. Anderson, Army	1959
Dick Anderson, Colorado	1967
Donny Anderson, Texas Tech	1965
† Hunk Anderson, Notre Dame	1921
Jon Arnett, Southern California	1956
Doug Atkins, Tennessee#	1952
Bob Babich, Miami (Ohio)	1968
† Everett Bacon, Wesleyan (Conn.)	1912
† Reds Bagnell, Penn.	1950
Johnny Bailey, Tex. A&M-Kingsville (\$)	1989
† Hobey Baker, Princeton	1913
† John Baker, Southern California	1931
† Moon Baker, Northwestern	1926
Terry Baker, Oregon St.	1962
† Harold Ballin, Princeton	1914
† Bill Banker, Tulane	1929
Vince Banonis, Detroit	1941
Mike Barber, North Carolina (#)	1988
† Stan Barnes, California	1921
† Charles Barrett, Cornell	1915
† Bert Baston, Minnesota	1916
† Cliff Battles, West Va. Wesleyan#	1931
Sammy Baugh, TCU#	1936
Maxie Baughan, Georgia Tech	1959
Kirk Baumgartner, Wis.-Stevens Point (\$)	1989
† James Bausch, Wichita St./Kansas	1930
Ron Beagle, Navy	1955
Terry Beasley, Auburn	1971
Gary Beban, UCLA	1967
Hub Bechtel, Texas Tech/Texas	1946
Ray Beck, Georgia Tech	1951
† John Beckett, Oregon	1916
Chuck Bednarik, Penn#	1948
Forrest Behm, Nebraska	1940
Bobby Bell, Minnesota#	1962
† Ricky Bell, Southern California	1976
Joe Bellino, Navy	1960
† Marty Below, Wisconsin	1923
† Al Benbrook, Michigan	1910
Cornelius Bennett, Alabama	1986
Jeff Bentrm, North Dakota St. (\$)	1986

Player, College	Year	Player, College	Year	Player, College	Year
† Charlie Berry, Lafayette	1924	William Corbus, Stanford	1933	Bill Fralic, Pittsburgh	1984
Angelo Bertelli, Notre Dame	1943	Jimbo Covert, Pittsburgh	1983	† Sam Francis, Nebraska	1936
† Jay Berwanger, Chicago	1935	† Hector Cowan, Princeton	1889	George "Sonny" Franck, Minnesota	1940
† Lawrence Bettencourt, St. Mary's (Cal.)	1927	† Edward Coy, Yale	1909	† Ed Franco, Fordham	1937
Fred Bilenkoff, Florida St.#	1964	Brad Crawford, Franklin (\$)	1977	† Clint Frank, Yale	1937
Doc Blanchard, Army	1946	† Fred Crawford, Duke	1933	Rodney Franz, California	1949
Tony Blazine, Ill. Wesleyan (\$)	1934	John David Crow, Texas A&M	1957	Tucker Frederickson, Auburn	1964
† Al Blozis, Georgetown	1941	† Larry Crowley, Notre Dame	1924	† Benny Friedman, Michigan#	1926
† Ed Bock, Iowa St.	1938	Larry Csonka, Syracuse#	1967	Roman Gabriel, North Carolina St.	1961
† Lynn Bomar, Vanderbilt	1924	Tom Curtis, Michigan	1969	Bob Gain, Kentucky	1950
† Douglas Bomeisler, Yale	1912	† Slade Cutter, Navy	1934	† Arnold Galiffa, Army	1949
† Albie Booth, Yale	1931	† Ziggye Czarobski, Notre Dame	1947	Willie Galimore, Florida A&M (\$)	1956
George Bork, Northern Ill. (\$)	1963	Carroll Dale, Virginia Tech	1959	Hugh Gallameau, Stanford	1940
† Fred Borries, Navy	1934	† Gerald Dalrymple, Tulane	1931	Kenny Gamble, Colgate (\$)	1987
Bruce Bosley, West Virginia	1955	† John Dalton, Navy	1911	† Edgar Garbisch, Wash. & Jeff./Army	1924
Don Bosseler, Miami (Fla.)	1956	† Charles Daly, Harvard/Army	1902	Mike Garrett, Southern California	1965
† Vic Botari, California	1938	Averell Daniell, Pittsburgh	1936	† Charles Gelbert, Penn	1896
Murry Bowden, Dartmouth	1970	† James Daniell, Ohio St.	1941	† Forest Geyer, Oklahoma	1915
† Ben Boynton, Williams	1920	† Tom Davies, Pittsburgh	1921	Jake Gibbs, Mississippi	1960
Terry Bradshaw, Louisiana Tech# (\$)	1969	Anthony Davis, Southern California	1974	† Paul Giel, Minnesota	1953
† Charles Brewer, Harvard	1895	† Ernie Davis, Syracuse	1961	Frank Gifford, Southern California#	1951
† Johnny Bright, Drake	1951	† Glenn Davis, Army	1946	Chris Gilbert, Texas	1968
John Brodie, Stanford	1956	Harold Davis, Westminster (Pa.) (\$)	1956	† Walter Gilbert, Auburn	1936
† George Brooke, Swarthmore/Penn	1895	Robert Davis, Georgia Tech	1947	Harry Gilmer, Alabama	1947
Al Brosky, Illinois	1952	Pete Dawkins, Army	1958	† George Gipp, Notre Dame	1920
Bob Brown, Nebraska#	1963	Tom Deery, Widener (\$)	1981	† Chet Gladchuk, Boston College	1940
George Brown, Navy/San Diego St.	1947	† Joe Delaney, Northwestern St. (\$)	1980	Bill Glass, Baylor	1956
† Gordon Brown, Yale	1900	Steve DeLong, Tennessee	1964	Rich Glover, Nebraska	1972
Jim Brown, Syracuse#	1956	Vern Den Herder, Central (Iowa) (\$)	1970	† Marshall Goldberg, Pittsburgh	1938
† John Brown Jr., Navy	1913	Al DeRogatis, Duke	1948	Gene Goodreault, Boston College	1940
† Johnny Mack Brown, Alabama	1925	† Paul DesJardien, Chicago	1914	† Walter Gordon, California	1918
† Tay Brown, Southern California	1932	† Aubrey Devine, Iowa	1921	† Paul Governali, Columbia	1942
Tom Brown, Minnesota	1960	† John DeWitt, Princeton	1903	Jim Grabowski, Illinois	1965
Ross Browner, Notre Dame	1977	Buddy Dial, Rice	1958	Randy Gradishar, Ohio St.	1973
Tel Bruner, Centre (\$)	1985	Chuck Dicus, Arkansas	1970	† Otto Graham, Northwestern#	1943
† Buck Buchanan, Grambling# (\$)	1962	Don Dierdorf, Michigan#	1970	† Red Grange, Illinois#	1925
Brad Budde, Southern California	1979	Mike Ditka, Pittsburgh#	1960	† Bobby Grayson, Stanford	1935
† Paul Bunker, Army	1902	† Glenn Dobbs, Tulsa	1942	Charlie Green, Wittenberg (\$)	1964
Chris Burford, Stanford	1959	† Bobby Dodd, Tennessee	1930	Darrell Green, Tex. A&M-Kingsville (\$)	1982
Kurt Burris, Oklahoma	1954	Holland Donan, Princeton	1950	Hugh Green, Pittsburgh	1980
† Ron Burton, Northwestern	1959	† Joseph Donchess, Pittsburgh	1929	† Jack Green, Tulane/Army	1945
Dick Butkus, Illinois#	1964	Keith Dorney, Penn St.	1978	Tim Green, Syracuse	1985
† Robert Butler, Wisconsin	1913	Tony Dorsett, Pittsburgh#	1976	Joe Greene, North Texas#	1968
Kevin Butler, Georgia	1984	† Nathan Dougherty, Tennessee	1909	Bob Griese, Purdue#	1966
† George Cafego, Tennessee	1939	† Bob Dove, Notre Dame	1942	Archie Griffin, Ohio St.	1975
† Red Cagle, La.-Lafayette/Army	1929	Nick Drahos, Cornell	1940	William Grinnell, Tufts (\$)	1934
† John Cain, Alabama	1932	† Paddy Driscoll, Northwestern#	1916	Jerry Groom, Notre Dame	1950
Brad Calip, East Central (\$)	1984	† Morley Drury, Southern California	1927	Ralph Guglielmi, Notre Dame	1954
Ed Cameron, Wash. & Lee	1924	Fred Dryer, San Diego St. (\$)	1968	† Merle Gulick, Toledo/Hobart	1929
† David Campbell, Harvard	1901	Joe Dudek, Plymouth St. (\$)	1985	Ray Guy, Southern Miss.	1972
Earl Campbell, Texas#	1977	Dick Duden, Navy	1945	† Joe Guyon, Carlisle/Georgia Tech#	1918
† Jack Cannon, Notre Dame	1929	Bill Dudley, Virginia#	1941	John Hadl, Kansas	1961
John Cappelletti, Penn St.	1973	Randy Duncan, Iowa	1958	† Edwin Hale, Mississippi Col.	1921
† Frank Carideo, Notre Dame	1930	Kenny Easley, UCLA	1980	L. Parker Hall, Mississippi	1938
† Charles Carney, Illinois	1921	† Walter Eckersall, Chicago	1906	Jack Ham, Penn St.#	1970
J.C. Caroline, Illinois	1954	† Turk Edwards, Washington St.#	1931	Bob Hamilton, Stanford	1935
Bill Carpenter, Army	1959	† William Edwards, Princeton	1899	† Tom Hamilton, Navy	1926
† Hunter Carpenter, Virginia Tech/North Carolina	1905	† Ray Eichenlaub, Notre Dame	1914	John Hannah, Alabama#	1972
Charles Carroll, Washington	1928	Steve Eisenhauer, Navy	1953	Vic Hanson, Syracuse	1926
Harry Carson, South Carolina St. (\$)	1975	Lawrence Elkins, Baylor	1964	† Pat Harder, Wisconsin	1942
Anthony Carter, Michigan	1982	Bump Elliott, Michigan/Purdue	1947	† Tack Hardwick, Harvard	1914
Tommy Casanova, LSU	1971	Pete Elliott, Michigan	1948	† T. Truxton Hare, Penn	1900
† Edward Casey, Harvard	1919	Dave Elmendorf, Texas A&M	1970	† Chick Harley, Ohio St.	1919
Tony Casillas, Oklahoma	1985	John Elway, Stanford#	1982	† Tom Harmon, Michigan	1940
Rod Cason, Angelo St. (\$)	1971	Frank Emanuel, Tennessee	1965	† Howard Harpster, Carnegie Mellon	1928
Howard Cassidy, Ohio St.	1955	Ray Evans, Kansas	1947	Wayne Harris, Arkansas	1960
† Guy Chamberlin, Neb. Wesleyan/Nebraska#	1915	† Albert Exendine, Carlisle	1907	† Edward Hart, Princeton	1911
Sam Chapman, California	1937	† Nello Falaschi, Santa Clara	1936	† Leon Hart, Notre Dame	1949
Bob Chappuis, Michigan	1947	† Tom Fears, Santa Clara/UCLA#	1947	Bill Hartman, Georgia	1937
† Paul Christman, Missouri	1940	† Beattie Feathers, Tennessee	1933	Jim Haslett, Indiana (Pa.) (\$)	1978
Joe Cichy, North Dakota St. (\$)	1970	Bob Fenimore, Oklahoma St.	1946	Frank Hawkins, Nevada (\$)	1980
† Dutch Clark, Colorado Col.#	1929	† Doc Fenton, LSU	1909	Michael Haynes, Arizona St.#	1975
Paul Cleary, Southern California	1947	Bob Ferguson, Ohio St.	1961	† Homer Hazel, Rutgers	1924
† Zora Clevenger, Indiana	1903	John Ferraro, Southern California	1947	† Matt Hazeltine, California	1954
Jack Cloud, William & Mary	1949	† Wes Fesler, Ohio St.	1930	† Ed Healey, Holy Cross/Dartmouth#	1919
† Gary Cochran, Princeton	1897	† Bill Fincher, Davidson/Georgia Tech	1920	† Pudge Heffelfinger, Yale	1891
† Josh Cody, Vanderbilt	1919	Bill Fischer, Notre Dame	1948	† Mel Hein, Washington St.#	1930
Don Coleman, Michigan St.	1951	† Hamilton Fish, Harvard	1909	† Don Heinrich, Washington	1952
† Charlie Conerly, Mississippi	1947	† Robert Fisher, Harvard	1911	Ted Hendricks, Miami (Fla.)#	1968
† George Connor, Holy Cross/Notre Dame#	1947	† Allen Flowers, Davidson/Georgia Tech	1920	Garney Henley, Huron (S.D.) (\$)	1911
Bill Cooper, Muskingum (\$)	1960	Charlie Flowers, Mississippi	1959	† Wilbur Henry, Wash. & Jeff.#	1919
† William Corbin, Yale	1888	George Floyd, Eastern Ky. (\$)	1981	† Clarence Herschberger, Chicago	1898
		† Danny Fortmann, Colgate#	1935	† Robert Herwig, California	1937
				† Willie Heston, San Jose St./Michigan	1904

Player, College	Year	Player, College	Year	Player, College	Year
†Herman Hickman, Tennessee	1931	†Barton Koch, Baylor	1930	†George McLaren, Pittsburgh	1918
†William Hickok, Yale	1894	†Walt Koppisch, Columbia	1924	Jim McMahon, Brigham Young	1981
John Hicks, Ohio St.	1973	Ron Kramer, Michigan	1956	†Dan McMillan, Southern California/California	1921
†Dan Hill, Duke	1938	Alex Kroll, Yale/Rutgers	1961	†Bo McMillin, Centre	1921
†Art Hillebrand, Princeton	1899	Charlie Krueger, Texas A&M	1957	†Bob McWhorter, Georgia	1913
†Frank Hinkey, Yale	1894	Malcolm Kutner, Texas	1941	†Roy Mercer, Penn.	1912
†Carl Hinkle, Vanderbilt	1937	Ted Kwalick, Penn St.	1968	Don Meredith, SMU	1959
†Clarke Hinkle, Bucknell#	1931	†Steve Lach, Duke	1941	Frank Merritt, Army	1943
†Elroy Hirsch, Wisconsin/Michigan#	1943	†Myles Lane, Dartmouth	1927	†Bert Metzger, Notre Dame	1930
†James Hitchcock, Auburn	1932	Willie Lanier, Morgan St.# (\$)	1966	†Wayne Meylan, Nebraska	1967
Terry Hoage, Georgia	1983	Johnny Lattner, Notre Dame	1953	Lou Michaels, Kentucky	1957
†Frank Hoffmann, Notre Dame	1931	Hank Lauricella, Tennessee	1951	John Michels, Tennessee	1952
†James J. Hogan, Yale	1904	†Lester Lautenschlaeger, Tulane	1925	Abe Mickal, LSU	1935
†Brud Holland, Cornell	1938	†Elmer Layden, Notre Dame	1924	†Creighton Miller, Notre Dame	1943
†Don Hollender, Army	1955	†Bobby Layne, Texas#	1947	†Don Miller, Notre Dame	1924
†Bill Hollenback, Penn.	1908	†Langdon Lea, Princeton	1895	†Eugene Miller, Penn St.	1913
Mike Holovak, Boston College	1942	Roosevelt Leaks, Texas	1974	†Fred Miller, Notre Dame	1928
Pierce Holt, Angelo St. (\$)	1987	Eddie LeBaron, Pacific	1949	†Rip Miller, Notre Dame	1924
E.J. Holub, Texas Tech	1960	Jim LeClair, North Dakota (\$)	1971	†Wayne Millner, Notre Dame#	1935
Paul Hornung, Notre Dame#	1956	†James Leech, VMI	1920	†Century Milstead, Wabash/Yale	1923
†Edwin Horrell, California	1924	†Darrell Lester, TCU	1935	†John Minds, Penn.	1897
†Les Horvath, Ohio St.	1944	Jerry LeVias, SMU	1968	†Skip Minisi, Penn/Navy	1947
Jim Houston, Ohio St.	1959	D.D. Lewis, Mississippi St.	1968	Lydell Mitchell, Penn St.	1971
†Arthur Howe, Yale	1911	Leo Lewis, Lincoln (Mo.) (\$)	1954	Dick Modzelewski, Maryland	1952
†Dixie Howell, Alabama	1934	Bob Lilly, TCU#	1960	†Alex Moffat, Princeton	1883
John Huarte, Notre Dame	1964	†Augie Lio, Georgetown	1940	†Ed Molinski, Tennessee	1940
†Cal Hubbard, Geneva/Centenary (La.)#	1926	Floyd Little, Syracuse	1966	†Cliff Montgomery, Columbia	1933
†John Hubbard, Amherst	1906	†Gordie Lockbaum, Holy Cross (\$)	1987	Wilbert Montgomery, Abilene Christian (\$)	1976
†Pooley Hubert, Alabama	1925	†Gordon Locke, Iowa	1922	Donn Moomaw, UCLA	1952
Sam Huff, West Virginia#	1955	Neil Lomax, Portland St. (\$)	1980	†William Morley, Columbia	1901
Weldon Humble, La.-Lafayette/Rice	1946	Chuck Long, Iowa	1985	George Morris, Georgia Tech	1952
Ricky Hunley, Arizona	1983	Mel Long, Toledo	1971	Larry Morris, Georgia Tech	1954
Jackie Hunt, Marshall (\$)	1941	†Frank Loria, Virginia Tech	1967	†Bill Morton, Dartmouth	1931
†Joel Hunt, Texas A&M	1927	Ronnie Lott, Southern California#	1980	Craig Morton, California	1964
†Ellery Huntington, Colgate	1913	†Don Lourie, Princeton	1921	†Monk Moscrip, Stanford	1935
†Don Hutson, Alabama#	1934	Richie Lucas, Penn St.	1959	†Brick Muller, California	1922
Cosmo Iacavazzi, Princeton	1964	†Sid Luckman, Columbia#	1938	Johnny Musso, Alabama	1971
†Jonas Ingram, Navy	1906	Johnny Lujack, Notre Dame	1947	†Bronko Nagurski, Minnesota#	1929
†Cecil Isbell, Purdue	1937	†Pug Lund, Minnesota	1934	Billy Neighbors, Alabama	1961
†Harvey Jablonsky, Army/Washington-St. Louis	1933	Jim Lynch, Notre Dame	1966	†Ernie Nevers, Stanford#	1925
Bo Jackson, Auburn	1985	Ken MacAfee, Notre Dame	1977	†Marshall Newell, Harvard	1893
Keith Jackson, Oklahoma	1987	†Robert MacLeod, Dartmouth	1938	Harry Newman, Michigan	1932
†Vic Janowicz, Ohio St.	1951	†Bart Macomber, Illinois	1916	Ozzie Newsome, Alabama#	1977
John Jefferson, Arizona St.	1977	Dicky Maegle, Rice	1954	Gifford Nielsen, Brigham Young	1977
†Darold Jenkins, Missouri	1941	†Ned Mahon, Harvard	1915	Dwayne Nix, Tex. A&M-Kingsville (\$)	1968
†Jackie Jensen, California	1948	Johnny Majors, Tennessee	1956	Tommy Nobis, Texas	1965
†Herbert Joesting, Minnesota	1927	†William Mallory, Yale	1923	Leo Nomellini, Minnesota#	1949
Billy Johnson, Widener (\$)	1972	Vaughn Mancha, Alabama	1947	†Andrew Oberlander, Dartmouth	1925
Bob Johnson, Tennessee	1967	James Mandich, Michigan	1969	†Davey O'Brien, TCU	1938
Gary Johnson, Grambling (\$)	1974	†Gerald Mann, SMU	1927	Ken O'Brien, UC Davis (\$)	1982
†Jimmie Johnson, Carlisle/Northwestern	1905	Archie Manning, Mississippi	1970	†Pat O'Dea, Wisconsin	1899
Ron Johnson, Michigan	1968	Edgar Manske, Northwestern	1933	Bob Odell, Penn	1943
Brent Jones, Santa Clara (\$)	1985	Ed Marinaro, Cornell	1971	†Jack O'Hearn, Cornell	1914
†Calvin Jones, Iowa	1955	Dan Marino, Pittsburgh#	1982	Robin Olds, Army	1942
†Gomer Jones, Ohio St.	1935	†Vic Markov, Washington	1937	†Elmer Oliphant, Army/Purdue	1917
Stan Jones, Maryland#	1953	†Bobby Marshall, Minnesota	1906	Merlin Olsen, Utah St.#	1961
Lee Roy Jordan, Alabama	1962	Jim Martin, Notre Dame	1949	Dennis Onkoiz, Penn St.	1969
†Frank Juhan, Sewanee	1910	Ollie Matson, San Francisco#	1951	†Bennie Oosterbaan, Michigan	1927
†Charlie Justice, North Carolina	1949	Ray Matthews, TCU	1927	Charles O'Rourke, Boston College	1940
†Mort Kaer, Southern California	1926	†John Maulbetsch, Adrian/Michigan	1916	†John Orsi, Colgate	1931
Joe Kapp, California	1958	†Pete Mauthe, Penn St.	1912	†Win Osgood, Cornell/Penn	1894
Alex Karras, Iowa	1957	†Robert Maxwell, Chicago/Swarthmore	1905	Bill Osmanski, Holy Cross	1938
Ken Kavanaugh, LSU	1939	Mark May, Pittsburgh	1980	†John Outland, Kansas/Penn	1899
†Edgar Kaw, Cornell	1922	George McAfee, Duke#	1939	†George Owen, Harvard	1922
Dick Kazmaier, Princeton	1951	Napoleon McCallum, Navy	1985	Jim Owens, Oklahoma	1949
†Stan Keck, Princeton	1921	Don McCauley, North Carolina	1970	Steve Owens, Oklahoma	1969
Larry Kelley, Yale	1936	†Thomas McClung, Yale	1891	Alan Page, Notre Dame#	1966
†Wild Bill Kelly, Montana	1926	Bill McColl, Stanford	1951	Joe Palumbo, Virginia	1951
Doug Kenna, Army	1944	†Jim McCormick, Princeton	1907	Jack Pardee, Texas A&M	1956
†George Kerr, Boston College	1940	Tommy McDonald, Oklahoma#	1956	Babe Parilli, Kentucky	1951
†Henry Ketcham, Yale	1913	†Jack McDowall, North Carolina St.	1927	Ace Parker, Duke#	1936
Leroy Keyes, Purdue	1968	Hugh McElhenry, Washington#	1951	Jackie Parker, Mississippi St.	1953
†Glenn Killinger, Penn St.	1921	†Gene McEver, Tennessee	1931	†Jim Parker, Ohio St.#	1956
Billy Kilmer, UCLA	1960	†John McEwan, Army	1916	†Walter Payton, Jackson St.# (\$)	1974
†John Kilpatrick, Yale	1910	†Banks McFadden, Clemson	1939	†Vince Pazzetti, Wesleyan/Lehigh	1912
†John Kimbrough, Texas A&M	1940	Bud McFadin, Texas	1950	Chub Peabody, Harvard	1941
†Frank Kinard, Mississippi#	1937	Mike McGee, Duke	1959	†Robert Peck, Pittsburgh	1916
Terry Kinard, Clemson	1982	†Edward McGinley, Penn	1924	Bob Pellegrini, Maryland	1955
Steve Kiner, Tennessee	1969	†John McGovern, Minnesota	1910	†Stan Pennock, Harvard	1914
†Phillip King, Princeton	1893	Thurman McGraw, Colorado St.	1949	George Pfann, Cornell	1923
†Nile Kinnick, Iowa	1939	Tyrone McGriff, Florida A&M (\$)	1979	†H.D. Phillips, Sewanee	1905
†Harry Kipke, Michigan	1923	†Mike McKeever, Southern California	1960	Loyd Phillips, Arkansas	1966
†John Kitzmiller, Oregon	1930	Reggie McKenzie, Michigan	1971	Pete Pihos, Indiana#	1946
				†Erny Pinckert, Southern California	1931

Player, College	Year	Player, College	Year	Player, College	Year
†John Pingel, Michigan St.	1938	†Bernie Shively, Illinois	1926	Howard Twilley, Tulsa	1965
Jim Plunkett, Stanford	1970	†Monk Simons, Tulane	1934	†Joe Utay, Texas A&M	1907
†Arthur Poe, Princeton	1899	O.J. Simpson, Southern California#	1968	†Norm Van Brocklin, Oregon#	1948
†Fritz Pollard, Brown#	1916	Billy Sims, Oklahoma	1979	Brad Van Pelt, Michigan St.	1972
†George Poole, Mississippi/North Carolina/Army	1948	Mike Singletary, Baylor#	1980	†Dale Van Sickle, Florida	1929
Marvin Powell, Southern California	1976	Fred Sington, Alabama	1930	†H. Van Surdam, Wesleyan (Conn.)	1905
Merv Pregulman, Michigan	1943	†Frank Sinkwich, Georgia	1942	†Dexter Very, Penn St.	1912
†Eddie Price, Tulane	1949	Jerry Sisemore, Texas	1972	†Billy Vessels, Oklahoma	1952
Ron Pritchard, Arizona St.	1968	†Emil Sitko, Notre Dame	1949	†Ernie Vick, Michigan	1921
Greg Pruitt, Oklahoma	1972	†Joe Skladany, Pittsburgh	1933	†Hube Wagner, Pittsburgh	1913
Larry Pugh, Westminster (Pa.) (\$)	1964	†Duke Slater, Iowa	1921	†Doak Walker, SMU#	1949
†Peter Pund, Georgia Tech	1928	Billy Ray Smith, Arkansas	1982	Herschel Walker, Georgia	1982
Garrard Ramsey, William & Mary	1942	†Bruce Smith, Minnesota	1941	†Bill Wallace, Rice	1935
John Rauch, Georgia	1948	Bubba Smith, Michigan St.	1966	†Adam Walsh, Notre Dame	1924
Gary Reasons, Northwestern St. (\$)	1983	†Clipper Smith, Notre Dame	1927	†Cotton Warburton, Southern California	1934
Bill Redell, Occidental (\$)	1963	†Ernie Smith, Southern California	1932	†Bob Ward, Maryland	1951
Rick Redman, Washington	1964	Harry Smith, Southern California	1939	Andre Ware, Houston	1989
†Claude Reeds, Oklahoma	1913	Jim Ray Smith, Baylor	1954	†William Warner, Cornell	1902
Mike Reid, Penn St.	1969	Riley Smith, Alabama	1935	Joe Washington, Oklahoma	1975
Steve Reid, Northwestern	1936	†Vernon Smith, Georgia	1931	†Kenny Washington, UCLA	1939
†William Reid, Harvard	1899	†Neil Snow, Michigan	1901	†Jim Weatherall, Oklahoma	1951
Bob Reifsnnyder, Navy	1958	Gary Spani, Kansas St.	1977	George Webster, Michigan St.	1966
Mel Renfro, Oregon#	1963	Al Sparlis, UCLA	1945	Herman Wedemeyer, St. Mary's (Cal.)	1947
†Pug Rentner, Northwestern	1932	†Clarence Spears, Knox/Dartmouth	1915	†Harold Weekes, Columbia	1902
Scott Reppert, Lawrence (\$)	1982	†W.D. Spears, Vanderbilt	1927	Roger Wehrli, Missouri	1968
Glenn Ressler, Penn St.	1969	†William Sprackling, Brown	1911	Art Weiner, North Carolina	1949
†Bob Reynolds, Stanford	1935	†Bud Sprague, Army/Texas	1928	†Ed Weir, Nebraska	1925
†Bobby Reynolds, Nebraska	1952	Steve Spurrier, Florida	1966	†Gus Welch, Carlisle	1914
Randy Rhino, Georgia Tech	1974	Harrison Stafford, Texas	1932	†John Weller, Princeton	1935
Jerry Rhome, SMU/Tulsa	1964	†Amos Alonzo Stagg, Yale	1889	†Percy Wendell, Harvard	1912
Willie Richardson, Jackson St. (\$)	1962	Bill Stanfill, Georgia	1968	†Belford West, Colgate	1919
Les Richter, California	1951	†Max Starcevic, Washington	1936	†Bob Westfall, Michigan	1941
Pat Richter, Wisconsin	1962	Roger Staubach, Navy#	1964	†Babe Weyand, Army	1915
†Jack Riley, Northwestern	1931	†Walter Steffen, Chicago	1908	†Buck Wharton, Penn.	1896
Dave Rimington, Nebraska	1982	Joe Steffy, Tennessee/Army	1947	†Arthur Wheeler, Princeton	1894
†Charles Rinehart, Lafayette	1897	†Herbert Stein, Pittsburgh	1921	†Byron White, Colorado	1937
Jim Ritcher, North Carolina St.	1979	Bob Steuber, DePauw/Missouri	1943	Charles White, Southern California	1979
Richard Ritchie, Tex. A&M-Kingsville (\$)	1976	†Mal Stevens, Washburn/Yale	1923	Danny White, Arizona St.	1973
Calvin Roberts, Gust. Adolphus (\$)	1952	Ben Stevenson, Tuskegee (\$)	1930	Ed White, California	1968
J.D. Roberts, Oklahoma	1953	†Vincent Stevenson, Penn	1905	Randy White, Maryland#	1974
†Paul Robeson, Rutgers	1918	Jim Stillwagon, Ohio St.	1970	†Reggie White, Tennessee	1983
Dave Robinson, Penn St.	1962	†Pete Stinchcomb, Ohio St.	1920	†Don Whitmire, Navy/Alabama	1944
Jerry Robinson, UCLA	1978	Brock Strom, Air Force	1958	†Frank Wickhorst, Navy	1926
Tracy Rocker, Auburn	1988	William Stromberg, Johns Hopkins (\$)	1981	Ed Widseth, Minnesota	1936
†Ira Rodgers, West Virginia	1919	†Ken Strong, New York U.#	1928	Paul Wiggan, Stanford	1956
Johnny Rodgers, Nebraska	1972	†George Strupper, Georgia Tech	1917	†Dick Wildung, Minnesota	1942
†Edward Rogers, Carlisle/Minnesota	1903	†Harry Stuhldreher, Notre Dame	1924	Bob Williams, Notre Dame	1950
George Rogers, South Carolina	1980	†Herb Sturhahn, Yale	1926	David Williams, Illinois	1985
Johnny Roland, Missouri	1965	†Joe Stydakar, West Virginia#	1935	Doug Williams, Grambling (\$)	1977
Joe Romig, Colorado	1961	†Bob Suffridge, Tennessee	1940	Froggie Williams, Rice	1949
†Aaron Rosenberg, Southern California	1933	†Steve Suhey, Penn St.	1947	Bill Willis, Ohio St.#	1944
†Dan Ross, Northeastern (\$)	1978	Pat Sullivan, Auburn	1971	Bobby Wilson, SMU	1935
†Kyle Rote, SMU	1950	†Frank Sundstrom, Cornell	1923	†George Wilson, Washington	1925
†Joe Routt, Texas A&M	1937	Lynn Swann, Southern California#	1973	†Harry Wilson, Army/Penn St.	1927
†Red Salmon, Notre Dame	1903	†Clarence Swanson, Nebraska	1921	Marc Wilson, Brigham Young	1979
Barry Sanders, Oklahoma St.#	1988	†Bill Swiacki, Holy Cross/Columbia	1947	Mike Wilson, Lafayette	1928
Alex Sarkisian, Northwestern	1948	Jim Swink, TCU	1956	Kellen Winslow, Missouri#	1978
†George Sauer, Nebraska	1933	†Eddie Talboom, Wyoming	1950	Albert Wistert, Michigan	1942
George Saviitsky, Penn.	1947	George Taliaferro, Indiana	1948	Alvin Wistert, Boston U./Michigan	1949
James Saxton, Texas	1961	Fran Tarkenton, Georgia#	1960	†Whitey Wistert, Michigan	1933
Gale Sayers, Kansas#	1964	Jack Tatum, Ohio St.	1970	†Alex Wojciechowicz, Fordham#	1937
Jack Scarbath, Maryland	1952	John Tavener, Indiana	1944	†Barry Wood, Harvard	1931
†Hunter Scarlett, Penn	1908	Bruce Taylor, Boston U. (\$)	1969	†Andy Wyant, Bucknell/Chicago	1894
Bob Schloredt, Washington	1960	†Chuck Taylor, Stanford	1942	†Bowden Wyatt, Tennessee	1938
Joe Schmidt, Pittsburgh#	1952	Joe Theismann, Notre Dame	1970	†Clint Wyckoff, Cornell	1895
†Wear Schoonover, Arkansas	1929	Aurelius Thomas, Ohio St.	1957	†Tommy Yarr, Notre Dame	1931
†Dave Schreiner, Wisconsin	1942	†Joe Thompson, Geneva/Pittsburgh	1906	Ron Yary, Southern California#	1967
†Germany Schultz, Michigan	1908	Lynn Thomsen, Augustana (Ill.)\$	1986	†Lloyd Yoder, Carnegie Mellon	1926
†Dutch Schwab, Lafayette	1922	†Samuel Thorne, Yale	1895	†Buddy Young, Illinois	1946
†Marchy Schwartz, Notre Dame	1931	†Jim Thorpe, Carlisle#	1912	Charles Young, Southern California	1972
†Paul Schwegler, Washington	1931	†Ben Ticknor, Harvard	1930	†Harry Young, Wash. & Lee	1916
Clyde Scott, Navy/Arkansas	1948	†John Tigert, Vanderbilt	1903	Steve Young, Brigham Young#	1983
Freddie Scott, Amherst (\$)	1973	Gaynell Tinsley, LSU	1936	†Waddy Young, Oklahoma	1938
Richard Scott, Navy	1947	Eric Tipton, Duke	1938	Jack Youngblood, Florida#	1970
Tom Scott, Virginia	1952	†Clayton Tonnmaker, Minnesota	1949	Jim Youngblood, Tennessee Tech (\$)	1972
†Henry Seibels, Sewanee	1900	†Bob Torrey, Penn	1905	Paul Younger, Grambling (\$)	1948
Ron Sellers, Florida St.	1968	Willie Toffen, Mississippi Val. (\$)	1985	Gust Zarnas, Ohio St.	1937
Lee Roy Selmon, Oklahoma#	1975	Randy Trautman, Boise St. (\$)	1981		
Harley Sewell, Texas	1952	†Brick Travis, Tarkio/Missouri	1920		
†Bill Shakespeare, Notre Dame	1935	Charley Trippi, Georgia#	1946		
Donnie Shell, South Carolina St. (\$)	1973	†Edward Tryon, Colgate	1925		
†Murray Shelton, Cornell	1915	Jerry Tubbs, Oklahoma	1956		
†Tom Shevlin, Yale	1905	Bulldog Turner, Hardin-Simmons#	1939		

COACHES

Coach	Year
†Joe Aillet	1989
†Bill Alexander	1951
†Eddie Anderson	1971

Coach	Year	Coach	Year	Coach	Year
†Ike Armstrong	1957	†Percy Haughton	1951	†Jimmy Phelan	1973
Chris Ault (\$)	2002	†Woody Hayes	1983	†Tommy Prothro	1991
†Charlie Bachman	1978	†John W. Heisman	1954	John Ralston	1992
Earl Banks	1992	†Robert Higgins	1954	Harold "Tubby" Raymond (\$)	2003
†Harry Baujan	1990	†Paul Hoernemann (\$)	1997	Bob Reade (\$)	1998
Thomas Beck (\$)	2004	†Babe Hollingberry	1979	Charlie Richard (\$)	2004
†Matty Bell	1955	†Frank Howard	1989	†E.N. Robinson	1955
†Hugo Bezdek	1954	Marcelino Huerta (\$)	2002	Eddie Robinson (\$)	1997
†Dana X. Bible	1951	†Bill Ingram	1973	†Knut Rockne	1951
†Bernie Bierman	1955	Don James	1997	†Dick Romney	1954
†Bob Blackman	1987	†Morley Jennings	1973	†Bill Roper	1951
†Earl "Red" Blaik	1964	†Biff Jones	1954	Darrell Royal	1983
Frank Broyles	1983	†Howard Jones	1951	Adolph Rutschman (\$)	1998
Earle Bruce	2002	†Tad Jones	1958	†Henry "Red" Sanders	1996
†Paul "Bear" Bryant	1986	†Lloyd Jordan	1978	†George Sanford	1971
Harold Burry (\$)	1996	†Ralph "Shug" Jordan	1982	Glenn "Bo" Schembechler	1993
Jim Butterfield (\$)	1997	†Andy Kerr	1951	†Ron Schipper (\$)	2000
†Wally Butts	1997	Roy Kidd (\$)	2003	†Francis Schmidt	1971
†Charlie Caldwell	1961	Chuck Klausung (\$)	1998	†Ben Schwartzwalder	1982
†Walter Camp	1951	Frank Kush	1995	†Clark Shaughnessy	1968
†Len Casanova	1977	†Frank Leahy	1970	†Buck Shaw	1972
Marino Casem (\$)	2003	†George Little	1955	Edgar Sherman (\$)	1996
†Frank Cavanaugh	1954	†Lou Little	1960	†Andy Smith	1951
Jerry Claiborne	1999	†Slip Madigan	1974	†Carl Snavely	1965
†Dick Colman	1990	Fred Martinelli (\$)	2002	Jim Sochor (\$)	1999
Don Coryell (\$)	1999	Dave Maurer	1991	†Amos Alonzo Stagg	1951
Carmen Cozza	2002	†Charlie McClendon	1986	†Gil Steinke (\$)	1996
†Fritz Crisler	1954	Herb McCracken	1973	Dick Strahm (\$)	2004
†Duffy Daugherty	1984	†Dan McGugin	1951	†Jock Sutherland	1951
†Bob Devaney	1981	†John McKay	1988	Barry Switzer	2001
†Dan Devine	1985	Allyn McKeen	1991	†Jim Tatum	1984
Doug Dickey	2003	†Tuss McLaughry	1962	Grant Teaff	2001
†Gil Dobie	1951	†John Merriitt	1994	†Frank Thomas	1951
†Bobby Dodd	1993	†Dutch Meyer	1956	†Lee Tressel (\$)	1996
†Michael Donahue	1951	†Jack Mollenkopf	1988	†Thad "Pie" Vann	1987
Terry Donahue	2000	†Bernie Moore	1954	†Johnny Vaught	1979
Vince Dooley	1994	†Scrappy Moore	1980	†Wallace Wade	1955
†Gus Dorais	1954	†Ray Morrison	1954	†Lynn "Pappy" Waldorf	1966
Pat Dye	2005	Darrell Mudra (\$)	2000	†Glenn "Pop" Warner	1951
†Bill Edwards	1986	†Arnett "Ace" Mumford (\$)	2001	Frank "Muddy" Waters (\$)	2000
LaVell Edwards	2004	†George Munger	1976	George Welsh	2004
†Rip Engle	1973	†Clarence "Biggie" Munn	1959	Frosty Westering (\$)	2005
Forest Evashevski	2000	†Bill Murray	1974	†E.E. "Tad" Wieman	1956
†Don Faurot	1961	†Frank Murray	1974	†John Wilce	1954
Hayden Fry	2003	†Ed "Hook" Mylin	1974	†Bud Wilkinson	1969
Joseph Fusco (\$)	2001	†Earle "Greasy" Neale #	1967	†Henry Williams	1951
†Jake Gaither	1975	†Jess Neely	1971	†George Woodruff	1963
†Sid Gillman#	1989	Don Nehlen	2005	†Warren Woodson	1989
†Ernest Godfrey	1972	†David Nelson	1987	†Bowden Wyatt	1997
Ray Graves	1990	†Robert Neyland	1956	Bill Yeoman	2001
†Andy Gustafson	1985	Billy Nicks (\$)	1999	†Fielding "Hurry Up" Yost	1951
†Edward Hall	1951	†Homer Norton	1971	Jim Young	1999
†Jack Hardin	1980	†Frank "Buck" O'Neill	1951	†Bob Zupke	1951
†Richard Harlow	1954	Tom Osborne	1998	†Deceased	
†Harvey Harman	1981	†Bennie Owen	1951		
†Jesse Harper	1971	Ara Parseghian	1980		
Roger Harring (\$)	2005	†Doyt Perry	1988		

DIVISION II NATIONAL HALL OF FAME (at Florence, Alabama)

1999

Johnny Bailey, Tex. A&M-Kingsville, RB
Jeff Bentrin, North Dakota St., QB
Walter Payton, Jackson St., RB

2000

Harry Carson, South Carolina St., LB
Pierce Holt, Angelo St., DL
John Stallworth, Alabama A&M, WR

2001

Brent Jones, Santa Clara, TE
Greg Lloyd, Fort Valley St., LB
Ken Davis, UC Davis, QB

2002

Scott Brunner, Delaware, QB
Andre Reed, Kutztown, WR
Jessie Tuggle, Valdosta St., LB

2003

Darrell Green, Tex. A&M-Kingsville, DB

2004

Phil Hansen, North Dakota St., DL

2005

Chris Hatcher, Valdosta St., QB
Ronald Moore, Pittsburg St., RB
Donnie Shell, South Carolina St., LB/DB

First-Team All-Americans Below Division I-A

2005 Selectors (and division[s]): American Football Coaches Association (I-AA, II, III); Associated Press (I-AA, II, III); Football Gazette (I-AA, II, III); The Sports Network (I-AA); Daktronics (II); D2 Football.com (II); D3 Football.com (III).

Selection of Associated Press Little All-America Teams began in 1934. Early AP selectors were not bound by NCAA membership classifications; therefore, several current Division I-A teams are included in this list.

The American Football Coaches Association began selecting all-America teams below Division I-A in 1967 for two College Division classifications. Its College Division I team included NCAA Division II and National Association of Intercollegiate Athletics (NAIA) Division I players. The AFCA College Division II team included NCAA Division III and NAIA Division II players. The AFCA renamed the College Division I team to Division II, and the College Division II team to Division III, in 1996; players at NAIA institutions are no longer eligible for these teams.

The AFCA added a Division I-AA team in 1979; AP began selecting a Division I-AA team in 1982; the Sports Network added a Division I-AA team in 1994; and these players are included. In 1993, the College Sports Information Directors of America Division II team was added, selected by sports information directors from every NCAA Division II institution. In 1997, the Daktronics team for Division II was added. In 1990, the Champion USA Division III team was added, selected by a panel of 25 sports information directors and replaced by the Hewlett-Packard Division III team in 1995. It was then replaced by College Sports Information Directors Team in 2003. In 1993, Football Gazette's team was added for Divisions I-AA, II and III. In 2002, D2 Football.com and D3 Football.com were added for Divisions II and III, respectively.

Nonmembers of the NCAA are included in this list, as are colleges that no longer play varsity football.

Players selected to a Division I-AA all-America team are indicated by (†). Current members of Division I-A are indicated by (*).

All-Americans are listed by college, year selected and position.

ABILENE CHRISTIAN (23)

- 48— V.T. Smith, B
- 51— Lester Wheeler, OT
- 52— Wallace Bullington, DB
- 65— Larry Cox, OT
- 69— Chip Bennett, LB
- 70— Jim Lindsey, QB
- 73— Wilbert Montgomery, RB
- 74— Chip Martin, DL
- 77— Chuck Sitton, DB
- 82— Grant Feasel, C
- 83— Mark Wilson, DB
- 84— Dan Remsburg, OT
- 87— Richard Van Drueten, OT
- 89— John Layfield, OG
- 90— Dennis Brown, PK
- 91— Jay Jones, LB
- 97— Junior Filikitonga, DL
- Victor Burke, DB
- 2001— Brad Raphael, P
- 03— Britt Lively, OL
- 04— Danieal Manning, RS
- 05— Clayton Farrell, DL
- Danieal Manning, DB

ADAMS ST. (9)

- 79— Ronald Johnson, DB
- 84— Bill Stone, RB
- 87— Dave Humann, DB
- 95— Chris Perry, WR
- 97— Jason Van Dyke, P
- 98— Jason Van Dyke, P
- 2004— Adam McGurk, LB
- Jeff Williams, P
- 05— Jeff Williams, P

ADRIAN (2)

- 2004— Dan McKeown, DB
- 05— Mike Lewis, DL

AKRON* (9)

- 69— John Travis, OG
- 71— Michael Hatch, DB
- 76— Mark Van Horn, OG
- Steve Cockerham, LB

- 77— Steve Cockerham, LB
- 80— †Brad Reece, LB
- 81— †Brad Reece, LB
- 85— †Wayne Grant, DL
- 86— †Mike Clark, RB

UAB* (1)

- 94— †Derrick Ingram, WR

ALABAMA A&M (4)

- 87— Howard Ballard, OL
- 88— Fred Garner, DB
- 89— Barry Wagner, WR
- 2002— †Robert Mathis, DL

ALABAMA ST. (6)

- 90— †Eddie Robinson, LB
- 91— †Patrick Johnson, OL
- †Eddie Robinson, LB
- 2000— †David Beckford, P
- 01— †David Beckford, P
- †Chris Coleman, TE

ALBANY (N.Y.) (5)

- 92— Scott Turrin, OL
- 94— Scott Turrin, OL
- 98— Matt Caliendo, DL
- 2000— †J.T. Herfurth, OL
- 04— †Geir Gudmundsen, OL

ALBANY ST. (GA.) (2)

- 72— Harold Little, DE
- 2004— Walter Curry, DL

ALBION (16)

- 40— Walter Ptak, G
- 58— Tom Taylor, E
- 76— Steve Spencer, DL
- 86— Joe Felton, OG
- Mike Grant, DB
- 91— Hank Wineman, RB
- 93— Ron Dawson, OL
- Jeff Brooks, OL
- 94— Jeff Robinson, RB
- Martin Heyboer, C
- David Lefere, DB

- 95— David Lefere, DB
- 96— Jason Carriveau, OG
- 98— Pat Sloane, DL
- Jason Carriveau, OL
- Keith Debbaudt, PK

ALBRIGHT (8)

- 36— Richard Riffle, B
- 37— Richard Riffle, B
- 75— Chris Simcic, OL
- 95— Dennis Unger, PK
- 96— Ryan Ditze, WR
- Bob Maro, DB
- 98— Chris Morehouse, P
- 2004— Nick Cushman, WR

ALCORN ST. (15)

- 69— David Hadley, DB
- 70— Fred Carter, DT
- 71— Harry Gooden, LB
- 72— Alex Price, DT
- 73— Leonard Fairley, DB
- 74— Jerry Dismuke, OG
- 75— Lawrence Pillers, DE
- 76— Augusta Lee, RB
- Larry Warren, DT
- 79— †Leslie Frazier, DB
- 84— †Issiac Holt, DB
- 93— †Goree White, KR
- 94— †Steve McNair, QB
- 99— †Chad Slaughter, OL
- 2003— †Tyronne Parsons, DB

ALFRED (8)

- 51— Ralph DiMicco, B
- 52— Ralph DiMicco, B
- 55— Charles Schultz, E
- 56— Charles Schultz, E
- 75— Joseph Van Cura, DE
- 82— Brian O'Neil, DB
- 92— Mark Obuszewski, DB
- 2005— Brenton Brady, LB

ALLEGHENY (22)

- 75— Charles Slater, OL
- 87— Mike Mates, OL
- 88— Mike Parker, DL
- 90— Jeff Filkovski, QB
- David LaCarte, DB
- John Marzca, C
- 91— Ron Bendekovic, OT
- Stanley Drayton, RB
- Tony Bifulco, DB
- 92— Ron Bendekovic, OT
- Stanley Drayton, RB
- 94— Matt Allison, OL
- Paul Bell, QB
- Marvin Farr, DB
- 95— Brian Adams, C
- Nick Reiser, DE
- Anson Park, OL
- 96— Chris Conrad, KR
- Nick Reiser, DL
- Bob Tatsch, DL
- 97— Jim Mormino, RB
- 2000— Bill Andrews, OL

ALLIANT INT'L (2)

- 72— Jerry Robinson, DB
- 75— Steve Matson, FL

ALMA (1)

- 2002— David Simpson, DB

AMERICAN INT'L (14)

- 71— Bruce Laird, RB
- 80— Ed Cebula, C
- 82— Paul Thompson, DT
- 85— Keith Barry, OL
- 86— Jon Provost, OL
- 87— Jon Provost, OL
- 88— Greg Doherty, OL
- 89— Lamont Cato, DB
- 90— George Patterson, DL
- 91— Gabe Mokwuah, DL
- 98— Ray Shuster, OL
- 99— Kavin Gailliard, RB
- 2000— Bob Parker, DB
- 01— Dan Porter, OL

AMHERST (5)

- 42— Adrian Hasse, E

- 72— Richard Murphy, QB
- 73— Fred Scott, FL
- 96— Alex Bernstein, DL
- 97— Devin Moriarty, DL

ANDERSON (IND.) (1)

- 97— Justin Shively, P

ANGELO ST. (14)

- 75— James Cross, DB
- 78— Jerry Aldridge, RB
- Kelvin Smith, LB
- 81— Clay Weishuhn, LB
- 82— Mike Elarms, WR
- 83— Mike Thomas, K
- 85— Henry Jackson, LB
- 86— Pierce Holt, DL
- 87— Pierce Holt, DL
- 88— Henry Alsbrooks, LB
- 92— Jimmy Morris, P
- 93— Anthony Hooper, DB
- 95— Greg Stokes, LB
- 2001— Dan Krager, DL

APPALACHIAN ST. (30)

- 48— John Caskey, E
- 63— Greg Van Orden, G
- 85— †Dino Hackett, LB
- 87— †Anthony Downs, DE
- 88— †Bjorn Nitfmo, PK
- 89— †Derrick Graham, OL
- †Keith Collins, DB
- 91— †Harold Alexander, P
- 92— †Avery Hall, DL
- †Harold Alexander, P
- 94— †Chip Miller, DL
- †William Peebles, DL
- †Brad Ohrt, OL
- †Dexter Coakley, LB
- †Matt Stevens, DB
- 95— †Dexter Coakley, LB
- †Matt Stevens, DB
- †Chip Miller, DL
- †Scott Kadlub, C
- 96— †Scott Kadlub, C
- †Dexter Coakley, LB
- 97— †Jackie Avery, DL
- 99— †Corey Hall, DB
- 2000— †Corey Hall, DB
- 01— †Josh Jeffries, DL
- 02— †Josh Jeffries, DL
- 03— †K.T. Stovall, C
- 04— †DaVon Fowlkes, WR
- 05— †Jason Hunter, DL
- †Marques Murrell, DL

ARIZONA* (1)

- 41— Henry Stanton, E

ARK.-MONTICELLO (1)

- 2003— Devon Stewart, TE

ARKANSAS ST.* (17)

- 53— Richard Wait, B
- 64— Dan Summers, OG
- 65— Dan Summers, OG
- 68— Bill Bergey, LB
- 69— Dan Buckley, C
- Clovis Swinney, DT
- 70— Bill Phillips, OG
- Calvin Harrell, HB
- Calvin Harrell, RB
- Dennis Meyer, DB
- Wayneorton, OG
- 73— Doug Lowrey, OG
- 84— †Carter Crawford, DL
- 85— †Carter Crawford, DL
- 86— †Randy Barnhill, OG
- 87— †Jim Wiseman, C
- †Charlie Fredrick, DT

ARKANSAS TECH (6)

- 58— Edward Meador, B
- 61— Powell McClellan, E
- 95— Piotr Styczen, PK
- 99— Todd Matthews, OG
- 2002— Tommy Edwards, DL
- 03— Tommy Edwards, DL

ASHLAND (10)

- 70— Len Pettigrew, LB
- 78— Keith Dare, DL

85— Jeff Penko, OL
86— Vince Mazza, PK
89— Douglas Powell, DB
90— Morris Furman, LB
91— Ron Greer, LB
93— Bill Royce, DL
94— Sam Hohler, DE
2003— Toure Carter, DB

AUGUSTANA (ILL.) (19)

72— Willie Van, DT
73— Robert Martin, OT
83— Kurt Kapischke, OL
84— Greg King, C
86— Lynn Thomsen, DL
87— Carlton Beasley, DL
88— John Bothe, OL
90— Barry Reade, PK
91— Mike Hesler, DB
92— George Annang, DL
95— Rusty Van Wetzlinga, LB
2000— Mack Hay, OG
01— J.D. Sheldon, OL
02— J.D. Sheldon, OL
03— Mike Clark, PK
Mike Hansen, DL
04— Mike Clark, PK
05— Mike Zeifert, OL
Tom Anthony, DB

AUGUSTANA (S.D.) (6)

60— John Simko, E
87— Tony Adkins, DL
88— Pete Jaros, DB
94— Bryan Schwartz, LB
2000— Matt Holmlund, WR
01— Matt Holmlund, WR

AUGSBURG (2)

97— Scott Hvistendahl, WR
98— Scott Hvistendahl, WR

AURORA (3)

99— Jeremy Benson, DL
2000— Jeremy Benson, DL
01— Kip Daniels, DB

AUSTIN (10)

37— Wallace Johnson, C
79— Price Clifford, LB
80— Chris Luper, DB
81— Larry Shillings, QB
83— Ed Holt, DL
84— Jeff Timmons, PK
87— Otis Amy, WR
88— Otis Amy, WR
90— Jeff Cordell, DB
94— Brent Badger, P

AUSTIN PEAY (10)

65— Tim Chilcutt, DB
66— John Ogles, FB
70— Harold Roberts, OE
77— Bob Bible, LB
78— Mike Betts, DB
80— Brett Williams, DE
82— Charlie Tucker, OL
92— †Richard Darden, DL
2001— †Dustin Wilson, LB
02— †Jay Bailey, RB

AZUSA PACIFIC (3)

86— Christian Okoye, RB
95— Jake Wiersma, OL
2001— Jeremiah Beery, LB

BAKER (3)

83— Chris Brown, LB
85— Kevin Alewine, RB
90— John Campbell, OL

BALDWIN-WALLACE (16)

50— Norbert Hecker, E
68— Bob Quackenbush, DT
78— Jeff Jenkins, OL
80— Dan Delfino, DE
82— Pete Primeau, DL
83— Steve Varga, K
89— Doug Halbert, DL
91— John Koz, QB
Jim Clardy, LB
94— Chris Kondik, PK
Phil Sahley, DL
97— Fred Saylor, DL
2003— Ian Formaz, OG
Nate Mitchell, DL
Greg Koch, DB
04— Kevin Sofkiancs, P

BALL ST.* (4)

67— Oscar Lubke, OT
68— Amos Van Pelt, HB
72— Douglas Bell, C
73— Terry Schmidt, DB

BATES (1)

81— Larry DiGammarino, WR

BELOIT (1)

95— Maurice Redd, DB

BEMIDJI ST. (1)

83— Bruce Ecklund, TE

BENEDICTINE (ILL.) (3)

72— Mike Rogowski, LB
92— Bob McMillen, TE
93— Eric Green, KR

BENEDICTINE (KAN.) (1)

36— Leo Deutsch, E

BENTLEY (3)

99— Mark DeBrito, WR
2001— Gregg Albano, DB
04— Dallas Mall, WR

BETHANY (W.V.) (2)

77— Scott Lanz, P
93— Brian Darden, PK

BETHEL (KAN.) (1)

80— David Morford, C

BETHEL (MINN.) (3)

99— Chico Rowland, OL
2000— Ben Matthews, DB
03— Sam Lacy, DB

BETHUNE-COOKMAN (6)

75— Willie Lee, DE
81— Booker Reese, DE
98— †James Souder, LB
2002— †Rashean Mathis, DB
03— †Steve Baggs, DL
05— †Ricky Williams, AP

BIRMINGHAM-SO. (1)

37— Walter Riddle, T

BISHOP (1)

81— Carlton Nelson, DL

BLOOMSBURG (16)

79— Mike Morucci, RB
82— Mike Blake, TE
83— Frank Sheptock, LB
84— Frank Sheptock, LB
85— Frank Sheptock, LB
91— Eric Jonassen, OL
96— Ron Lelko, WR
Sean Smith, KR
97— Tim Baer, OL
Irvin Sigler, RB
98— Tim Baer, OG
2000— Jeff Smith, OT
04— Jhari Evans, OL
05— Jamar Brittingham, RB
Jahri Evans, OL

BOISE ST.* (23)

72— Al Marshall, OE
73— Don Hutt, WR
74— Jim McMillan, QB
75— John Smith, FL
77— Chris Malmgren, DT
Terry Hutt, WR
Harold Cotton, OT
79— †Joe Aliotti, QB
†Doug Scott, DT
80— †Randy Trautman, DT
81— †Randy Trautman, DT
†Rick Woods, DB
82— †John Rade, DL
†Carl Keever, LB
84— †Carl Keever, LB
85— †Marcus Koch, DL
87— †Tom DeWitz, OG
†Pete Kwiatkowski, DT
90— †Erik Helgeson, DL
91— †Frank Robinson, DB
92— †Michael Dodd, PK
94— †Joe O'Brien, DL
†Rashid Gayle, DB

BOSTON U. (19)

67— Dick Farley, DB
68— Bruce Taylor, DB

69— Bruce Taylor, DB
79— †Mal Najarian, RB
†Tom Pierzga, DL

81— †Bob Speight, OT
†Gregg Drew, RB
82— †Mike Mastrogiacomo, OG
83— †Paul Lewis, RB
84— †Paul Lewis, RB
86— †Kevin Murphy, DT
87— †Mark Seals, DB
88— †Mark Seals, DB
89— †Daren Altieri, WR
93— †Chris Helon, DB
†Andre Maksimov, C
94— †Andre Maksimov, C
96— †Brad Costello, P
97— †Brad Costello, P

BOWDOIN (1)

77— Steve McCabe, OL

BOWIE ST. (3)

80— Victor Jackson, CB
81— Marco Tongue, DB
2002— Charles Alston, DL

BOWLING GREEN* (2)

59— Bob Zimpher, T
82— †Andre Young, DL

BRADLEY (1)

38— Ted Panish, B

BRANDEIS (2)

54— William McKenna, E
56— James Stehlin, B

BRIDGEPORT (1)

72— Dennis Paldin, DB

BRIDGEWATER (VA.) (8)

75— C.J. DeWitt, SE
98— Mike Padgett, PK
2001— Michael Day, OL
Davon Cruz, RB
02— Michael Day, OL
Jermaine Taylor, LB
03— Jermaine Taylor, LB
04— Lawrence Frierson, DL

BRIDGEWATER ST. (2)

92— Erik Arthur, DL
2005— Brenden Kavey, RB

BROCKPORT ST. (6)

90— Ed Smart, TE
93— Steve Milne, PK
97— Tom Massey, DB
2000— Josh Warner, OL
01— Jason Johnson, LB
02— Mike Condello, DL

BROWN (7)

96— †Paul Choquette, TE
97— †Sean Morey, WR
†Roderic Parson, DB
98— †Zach Burns, TE
2000— †Stephen Campbell, WR
01— †Chas Gassner, WR
05— †Nick Hartigan, RB

BUCKNELL (13)

51— George Young, DT
60— Paul Terhes, B
64— Tom Mitchell, OE
65— Tom Mitchell, OE
74— Larry Schoenberger, LB
80— Mike McDonald, OT
90— †Mike Augsberger, DB
95— †Ed Burman, DL
96— †Brandon Little, LB
97— †Willie Hill, LB
2000— †Kevin Eiben, DB
01— †Adam Lord, DL
02— †Adam Lord, DL

BUENA VISTA (5)

72— Joe Koival, OG
73— Joe Koival, OG
76— Keith Kerkhoff, DL
87— Jim Higley, LB
2001— Carlos Martinez, PK

BUFFALO* (4)

84— Gerry Quinlivan, LB
87— Steve Wojciechowski, LB
95— †Pete Conley, LB
96— †Michael Chichester, DB

BUFFALO ST. (3)

93— John Matthey, OL
98— Dan Lauter, OL
99— Jon Crumley, LB

BUTLER (3)

88— Steve Roberts, RB
94— †Arnold Mickens, RB
2003— †Brandon Martin, DB

C.W. POST (10)

71— Gary Wichard, QB
77— John Mohring, DE
78— John Mohring, DE
81— Tom DeBona, WR
89— John Levelis, DL
2000— William Yarocki, DL
01— Ian Smart, RB
02— Jon Isopo, OG
Ian Smart, RB
04— Joe Gangemi, LB

UC DAVIS (19)

72— Bob Biggs, QB
David Roberts, OT
Andrew Gagnon, OL
77— Chuck Fomasi, DT
78— Casey Merrill, DL
79— Jeffrey Allen, DB
82— Ken O'Brien, QB
83— Bo Eason, DB
84— Scott Barry, QB
85— Mike Wise, DL
94— Aaron Bennetts, TE
96— Josh Antstey, DE
97— Wes Terrell, TE
Kevin Daft, QB
Wes Terrell, TE
98— Troy Larkin, OL
Joe Caviglia, DB
2000— Eric Friend, PK
02— Forrest Vance, OL

UC RIVERSIDE (1)

75— Michael Johnson, SE

UC SANTA BARB. (3)

36— Douglas Oldershaw, G
37— Douglas Oldershaw, G
67— Paul Vallergera, DB

CALIFORNIA (PA.) (4)

83— Perry Kemp, WR
2001— Wesley Cates, RB
02— R.J. Abercrombie, KR
05— Antoine Bagwell, RB

CAL LUTHERAN (6)

72— Brian Kelley, LB
79— Mike Hagen, SE
95— Jeff Shea, P
96— Jeff Shea, P
97— Jeff Shea, P
99— Ryan Geisler, PK

CAL POLY (21)

53— Stan Sheriff, C
58— Charles Gonzales, G
66— David Edmondson, C
72— Mike Amos, DB
73— Fred Stewart, OG
78— Louis Jackson, RB
80— Louis Jackson, RB
Robbie Martin, FL
81— Charles Daum, OL
84— Nick Frost, DB
89— Robert Morris, DL
90— Pat Moore, DL
91— Doug O'Neill, P
2000— †Kassim Osgood, WR
03— †David Richardson, DB
04— †Jordan Beck, LB
†Kenny Chicoine, DB
†Chris Gocong, DL
05— †James Noble, RB
†Chris Gocong, DL
†Kyle Shotwell, LB

CAL ST. CHICO (1)

87— Chris Verhulst, TE

CAL ST. EAST BAY (4)

75— Greg Blankenship, LB
84— Ed Lively, DT
86— Fred Williams, OL
93— Jeff Williamson, TE

CAL ST. NORTHRIDGE (9)

75— Mel Wilson, DB
 82— Pat Hauser, OT
 83— Pat Hauser, OT
 87— Kip Dukes, DB
 91— Don Goodman, OL
 94— † Joe Vaughn, DB
 99— † Brennen Swanson, DE
 2001— † Drew Amerson, WR
 † Marcus Brady, QB

CANISIUS (3)

87— Tom Doctor, LB
 88— Marty Hurley, DB
 94— † Aaron Fix, PR

CAPITAL (9)

74— Greg Arnold, OG
 80— John Phillips, DL
 Steve Wigton, C
 2001— Ron Swearingin, LB
 02— Ron Swearingin, LB
 03— Tom Doyle, C
 Ron Swearingin, LB
 05— Shawn Papp, OL
 Kyle Hausler, DB

CARLETON (1)

90— Jim Bradford, WR

CARNEGIE MELLON (5)

81— Ken Murawski, LB
 85— Robert Butts, OL
 91— Chuck Jackson, OT
 93— Chad Wilson, LB
 2000— Nick Zitelli, LB

CARROLL (MONT.) (8)

76— Richard Dale, DB
 79— Don Diggins, DL
 87— Jeff Beaudry, DB
 88— Paul Petrino, QB
 89— Suitoa Keleti, OL
 2002— Casey Fitzsimmons, TE
 03— Mark Gallik, WR
 05— Tyler Emmert, QB

CARROLL (WIS.) (3)

74— Robert Helf, TE
 90— Bill Nolan, P
 93— Andy Ostrand, DB

CARSON-NEWMAN (21)

78— Tank Black, FL
 80— Brad Payne, S
 83— Dwight Wilson, OL
 90— Robert Hardy, RB
 92— Darryl Gooden, LB
 93— Kendall James, KR
 95— Steve Mellon, DL
 Anthony Davis, LB
 Mike Clowney, LB
 97— Cedric Killings, DL
 Jacques Rumph, RS
 Jon Jon Simmons, DB
 98— Ques Rumph, RS
 Cedric Killings, DL
 Montrae Ford, DB
 99— Cedric Killings, DL
 2000— Clay Clevenger, OL
 02— Leonard Guyton, QB
 03— Reggie Perkins, OG
 04— Leonard Weaver, TE
 05— Deonte Bolden, DB

CARTHAGE (2)

80— Rick Kehr, OL
 2004— Dante Washington, RB

CASE RESERVE (4)

41— Mike Yurcheshen, E
 52— Al Feeny, DE
 84— Fred Manley, DE
 85— Mark Raiff, OL

CATAWBA (14)

34— Charles Garland, T
 35— Charles Garland, T
 45— Carroll Bowen, B
 72— David Taylor, OT
 74— Mike McDonald, LB
 96— Greg Payne, PK
 97— Maurice Miller, DL
 98— Brian Hinson, OL
 99— Brian Hinson, OL
 2000— Radell Lockhart, DL
 DeVonte Peterson, DL

02— Todd McComb, LB
 03— Cole Beane, OG
 Khanis Hubbard, DE

CATHOLIC (9)

84— Chris McMahon, DB
 94— Steve Wilkerson, WR
 96— Matt Taylor, FB
 Jeff Clay, WR
 97— Jeff Clay, WR
 Tony Faison, OL
 99— Brian Hee, LB
 2000— Dan Riely, OL
 05— Nick Bublavi, WR

CENTRAL (IOWA) (19)

70— Vernon Den Herder, DT
 74— Al Dorenkamp, LB
 77— Donald Taylor, RB
 84— Scott Froehle, DB
 85— Rich Thomas, DL
 88— Mike Stumberg, DL
 89— Mike Estes, DL
 Kris Reis, LB
 92— Bill Maulder, LB
 93— Jeff Helle, OL
 94— Jeff Helle, OL

Mark Kacmarynski, RB

Rick Sanger, LB
 95— Rick Sanger, LB
 96— Mark Kacmarynski, RB
 97— Matt Paulson, DB
 98— Andrew Paulsen, DB
 2000— Jeff Sanger, LB
 05— Ryan Johnson, OL

CENTRAL ARK. (7)

80— Otis Chandler, MG
 84— David Burnette, DT
 91— David Henson, DL
 95— Bart Reynolds, DL
 96— Don Struebing, C
 99— Scott Stephens, P
 2005— Aaron Fairouz, WR

CENTRAL CONN. ST. (4)

74— Mike Walton, C
 84— Sal Cintorino, LB
 88— Doug Magazu, DL
 89— Doug Magazu, DL

UCF* (4)

87— Bernard Ford, WR
 Ed O'Brien, PK
 93— † David Rhodes, WR
 94— † Charlie Pierce, PK

CENTRAL MICH.* (4)

42— Warren Schmakel, G
 59— Walter Beach, B
 62— Ralph Saffredine, G
 74— Rick Newsome, DL

CENTRAL MO. ST. (10)

68— Jim Urczyk, OT
 85— Steve Huff, PK
 88— Jeff Wright, DL
 92— Bart Woods, DL
 93— Bart Woods, DL
 97— Shane Meyer, PK
 99— Colston Weatherington, DL
 2003— Rod Green, DL
 Kegan Coleman, AP
 05— Darryl Grace, OL

CENTRAL OKLA. (11)

65— Jerome Bell, OE
 78— Gary Smith, TE
 94— Elton Rhoades, DB
 Joe Aska, RB
 96— Johnny Luter, LB
 97— Dustin McNeal, OL
 98— Johnny Luter, LB
 John Fitzgerald, OG
 Reggie Donner, RB
 Brandon Carder, DB
 99— Johnnie Jones, DB

CENTRAL ST. (OHIO) (9)

83— Mark Corbin, RB
 84— Dave Dunham, OT
 85— Mark Corbin, RB
 86— Terry Morrow, RB
 89— Kenneth Vines, OG
 90— Eric Williams, OL
 92— Marvin Coleman, DB

93— Marvin Coleman, DB
 94— Hugh Douglas, DL

CENTRAL WASH. (10)

48— Robert Osgood, G
 50— Jack Hawkins, G
 88— Mike Estes, DL
 91— Eric Lamphere, OL
 2001— Jason Patterson, DB
 02— Brian Potucek, WR
 Rob Williams, C
 Lance Gibson, DL
 03— Joe Smith, P
 04— Jacob Galloway, DL

CENTRE (8)

55— Gene Scott, B
 84— Teel Bruner, DB
 85— Teel Bruner, DB
 86— Jeff Leonard, OL
 88— John Gohmann, DL
 89— Jeff Bezold, LB
 97— Montas Allen, RS
 2001— Brian Britt, RS

CHADRON ST. (11)

74— Dennis Fitzgerald, DB
 78— Rick Mastey, OL
 90— David Jones, RB
 94— Scott Doyle, PK
 97— Kevin Homer, LB
 99— Jess Clarke, TE
 Casey Beran, DL
 2001— Jeremy Eardley, OL
 02— Marvin Jackson, DB
 03— Marvin Jackson, DB
 04— Danny Woodhead, RB

CHAPMAN (1)

98— Keith Dykes, LB

CHATTANOOGA (23)

35— Robert Klein, E
 38— Robert Sutton, G
 39— Jack Gregory, T
 45— Thomas Stewart, T
 46— Gene Roberts, B
 48— Ralph Hutchinson, T
 49— Vincent Sarratore, G
 51— Chester LaGod, DT
 52— Chester LaGod, DT
 54— Richard Young, B
 57— Howard Clark, E
 58— John Green, B
 60— Charles Long, T
 64— Jerry Harris, S
 66— Harry Sorrell, OG
 76— Tim Collins, LB
 86— † Mike Makins, DL
 89— † Pumpu Tudors, P
 † Junior Jackson, LB
 90— † Troy Boeck, DL
 † Tony Hill, DL
 † Pumpu Tudors, P
 2000— † Matt Vick, PK

CHICAGO (4)

91— Neal Cawi, DE
 Jeff Stolte, P
 93— Frank Baker, FB
 95— Derrick Brooms, KR

CHRIS. NEWPORT (2)

2004— Tommy Fitzgerald, OL
 05— Justin Wood, LB

CITADEL (11)

82— Jim Ettari, DL
 84— Jim Gabrish, OL
 85— Jim Gabrish, OL
 86— Scott Thompson, DT
 88— † Carlos Avalos, OL
 90— † DeRhon Robinson, OL
 92— † Corey Cash, OL
 † Lester Smith, DB
 94— † Levi Davis, OL
 95— † Brad Keeney, DL
 97— † Carlos Frank, KR

CLARION (14)

78— Jeff Langhans, OL
 80— Steve Scillitani, MG
 Gary McCauley, TE
 81— Gary McCauley, TE
 83— Elton Brown, RB
 85— Chuck Duffy, OL

87— Lou Weiers, DL
 93— Tim Brown, TE
 95— Kim Niedbala, DB
 Chris Martin, OL
 Kim Niedbala, DB
 2002— Reggie Wells, OL
 Troy Bowers, DL
 03— Troy Bowers, DL

CLARK ATLANTA (1)

79— Curtis Smith, OL

CLINCH VALLEY (1)

95— Shonn Bell, TE

COAST GUARD (5)

90— Ron Davies, DB
 91— Ron Davies, DB
 97— Ed Hernaez, LB
 2000— Mike Benson, RS
 02— Brad Brunaugh, OL

COE (9)

74— Dan Schmidt, OG
 76— Paul Wagner, OT
 85— Mike Matzen, P
 90— Richard Mathews, DB
 93— Carey Bender, RB
 Craig Chmelicek, OL
 Carey Bender, RB
 99— Zak Gordon, DB
 2002— Fredrick Jackson, RB/RS

COLGATE (14)

82— † Dave Wolf, LB
 83— † Rich Erenberg, WR
 84— † Tom Stenglein, RB
 85— † Tom Stenglein, WR
 86— † Kenny Gamble, RB
 87— † Kenny Gamble, RB
 † Greg Manusky, LB
 † Adam Sofran, LB
 97— † Tim Girard, OL
 98— † Corey Hill, WR
 99— † Paul Clasby, OL
 2003— † Jamaal Branch, RB
 † Marc Sclafani, OL
 05— † Jared Nepa, LB

COL. OF EMPORIA (1)

51— William Chai, OG

COL. OF IDAHO (2)

53— Norman Hayes, T
 54— R.C. Owens, E

COLORADO COL. (4)

72— Ed Smith, DE
 73— Darryl Crawford, DB
 82— Ray Bridges, DL
 93— Todd Mays, DL

COLORADO MINES (9)

39— Lloyd Madden, B
 41— Dick Moe, T
 59— Vince Tesone, B
 72— Roger Cirimotich, DB
 86— Tim Baer, P
 94— Pat Hogelin, P
 2004— Chad Friehauf, QB
 Daniel Legler, DB
 05— Justin Gallas, WR/AP

CONCORD (3)

86— Kevin Johnson, LB
 92— Chris Hairston, RB
 2002— Kory Wright, TE

CONCORDIA-M'HEAD (8)

77— Barry Bennett, DT
 90— Mike Gindorff, DT
 Shayne Lindsay, NG
 95— Tim Lowry, OL
 2004— Nick Didier, OL
 Jordan Talge, DB

CONCORDIA (WIS.) (1)

2003— Jacob Knighton, LB

CONNECTICUT* (8)

45— Walter Trojanowski, B
 73— Richard Foye, C
 80— † Reggie Eccleston, WR
 83— † John Dorsey, LB
 88— † Glenn Antrun, WR
 89— † Troy Ashley, LB
 91— † Mark Didio, WR
 97— † TaVarr Closs, OL

CORNELL (5)

- 82— † Dan Suren, TE
86— † Tom McHale, DE
93— † Chris Zingo, LB
96— † Chad Levitt, RB
2005— † Kevin Boothe, OL

CORNELL COLLEGE (2)

- 82— John Ward, WR
92— Brent Sands, DB

CORTLAND ST. (8)

- 67— Rodney Verkey, DE
89— Jim Cook, OL
90— Chris Lafferty, OG
Vinny Swanda, LB
91— Vinny Swanda, LB
96— Pat Lalley, OL
97— Brian McAvan, OL
2005— Adam Haas, DL

CUMBERLAND (KY.) (4)

- 87— David Carmichael, DB
89— Ralph McWilliams, OL
93— Doug Binkley, DB
94— Doug Binkley, LB

CURRY (1)

- 2004— Brian Robitaille, LB

DAKOTA WESLEYAN (1)

- 45— Robert Kirkman, T

DARTMOUTH (5)

- 91— † Al Rosier, RB
92— † Dennis Durkin, PK
96— † Brian Larsen, OL
97— † Zach Walz, LB
2002— † Casey Cramer, TE

DAVIDSON (3)

- 34— John Mackorell, B
99— † Ryan Crawford, DB
2003— † Chris Costello, PK

DAYTON (13)

- 36— Ralph Niehaus, T
78— Rick Chamberlin, LB
81— Chris Chaney, DB
84— David Kemp, LB
86— Gerry Meyer, OL
89— Mike Duvic, PK
90— Steve Harder, OL
91— Brian Olson, OG
92— Andy Pellegrino, OL
94— † Tim Duvic, PK
2001— † Eric Willman, OL
02— † Mark Kasmer, DB
04— † Doug Jones, DB

DEFIANCE (1)

- 93— Sammy Williams, WR

DELAWARE (43)

- 42— Hugh Bogovich, G
46— Tony Stalloni, T
54— Don Miller, B
63— Mike Brown, B
66— Herb Slattery, OT
69— John Faverio, LB
70— Conway Hayman, OG
71— Gardy Kahoe, RB
72— Joe Carbone, DE
Dennis Johnson, DT
73— Jeff Cannon, DT
74— Ed Clark, LB
Ray Sweeney, OG
75— Sam Miller, DE
76— Robert Pietuszka, DB
78— Jeff Komlo, QB
79— † Herb Beck, OG
† Scott Brunner, QB
80— † Gary Kuhlman, OT
81— † Gary Kuhlman, OL
82— † George Schmitt, DB
85— † Jeff Rosen, OL
86— † Darrell Booker, LB
87— † James Anderson, WR
88— † Mike Renna, DL
89— † Mike Renna, DL
91— † Warren McIntire, DB
92— † Matt Morrill, DL
93— † Matt Morrill, DL
94— † Daryl Brown, RB
95— † Kenny Bailey, DB
96— † Kenny Bailey, DB
97— † Brian Smith, LB

- 98— † Eddie Conti, WR
2000— † Jamin Elliott, WR
† Jeff Fiss, OL
† Brian McKenna, LB
03— † Germaine Bennett, RB
† Andy Hall, QB
† Jason Nerys, OL
† Sidney Haugabrook, DB
† Shawn Johnson, DL
04— † Sidney Haugabrook, DB

DELAWARE ST. (7)

- 84— Gene Lake, RB
86— Joe Burton, DB
91— † Rod Milstead, OL
92— † LeRoy Thompson, DL
2000— † Darmerien McCants, TE
02— † DaShaun Morris, RS
05— † Eric Conyos, P

DELAWARE VALLEY (1)

- 2005— Damien Ciecwisz, C

DELTA ST. (10)

- 67— Leland Hughes, OG
95— Jerome Williams, DB
2000— Chris Booker, OG
Rory Bell, DB
01— Chris Booker, OL
02— Chris Booker, OL
03— Mark Barron, OT
Ellis Debrow, WR
Anthony Maddox, DL
Ellis Debrow, WR
04—

DENISON (5)

- 47— William Hart, E
48— William Wehr, C
75— Dennis Thome, DL
79— Clay Sampson, RB
86— Dan Holland, DL

DePAUW (5)

- 63— Richard Dean, C
96— Scott Farnham, DB
Jay Pettigrew, TE
2003— Jamarcus Shephard, RS
04— Jamarcus Shephard, RS

DETROIT TECH (1)

- 39— Mike Kostiuik, T

DICKINSON (4)

- 91— Shaughn White, DB
92— Brian Ridgway, DL
94— Jason Fox, LB
98— Jason Shoff, DL

DICKINSON ST. (2)

- 81— Tony Moore, DL
92— Rory Farstveet, OL

DOANE (1)

- 66— Fred Davis, OT

DRAKE (6)

- 72— Mike Samples, DT
82— Pat Dunsmore, TE
Craig Wederquist, OT
95— † Matt Garvis, LB
99— † Mike Foster, DL
2000— † Mike Foster, DL

DREXEL (2)

- 55— Vincent Vidas, T
56— Vincent Vidas, T

DUBUQUE (1)

- 96— Matt Plummer, WR

DUQUESNE (4)

- 2001— † Leigh Bodden, DB
02— † Jeremy Conley, WR
† Leigh Bodden, DB
04— † Ryan Tolan, DL

EAST CARO.* (1)

- 64— Bill Cline, HB

EAST CENTRAL (3)

- 84— Don Wilson, C
2002— Kwame Ferguson, LB
04— Justin Brown, DL

EAST STROUDSBURG (13)

- 65— Barry Roach, DB
75— William Stem, DB
79— Ronald Yakovonis, DL
83— Mike Reichenbach, LB
84— Andy Baranek, QB

- 91— Curtis Bunch, DB
94— Steve Hynes, OL
2000— Kevin Nagle, LB
01— Adam Hostetter, P
04— Matt Crispell, DB
Ken Parrish, P
Evan Prall, WR
Jimmy Terwilliger, QB

EAST TENN. ST. (10)

- 53— Hal Morrison, E
68— Ron Overbay, DB
70— William Casey, DB
85— George Cimadevilla, P
86— George Cimadevilla, P
94— † Jeff Johnson, WR
96— † James Russell, DL
97— † B.J. Adigun, WR
† Mario Hankerson, LB
2003— † Brandon Calton, DL

EAST TEX. BAPTIST (3)

- 2001— Scott Verhalen, P
02— Scott Verhalen, P
05— Chad Glover, DL

EASTERN ILL. (23)

- 72— Nate Anderson, RB
76— Ted Petersen, C
78— James Warring, WR
79— Chris Cobb, RB
Pete Catan, DE
80— Pete Catan, DE
81— † Kevin Grey, DB
82— † Robert Williams, DB
† Bob Norris, OG
83— † Robert Williams, DB
† Chris Nicholson, DT
84— † Jerry Wright, WR
86— † Roy Banks, WR
88— † John Jurkovic, DL
89— † John Jurkovic, DL
90— † Tim Lance, DB
95— † Willie High, RB
† Tim Carver, LB
2002— † Kevin Hill, OL
† Tony Romo, QB
† J.R. Taylor, RB
† Nick Ricks, LB
05— † Clint Sellers, LB

EASTERN KY. (32)

- 69— Teddy Taylor, MG
74— Everett Talbert, RB
75— Junior Hardin, MG
76— Roosevelt Kelly, OL
79— † Bob McIntyre, LB
80— † George Floyd, DB
81— † George Floyd, DB
† Kevin Greve, OG
82— † Steve Bird, WR
83— † Chris Sullivan, OL
84— † Chris Sullivan, C
85— † Joe Spadafino, OL
86— † Fred Harvey, LB
87— † Aaron Jones, DL
88— † Elroy Harris, RB
† Jessie Small, DL
89— † Al Jacevicius, OL
90— † Kelly Blount, LB
† Al Jacevicius, OL
91— † Carl Satterly, OL
† Ernest Thompson, DL
92— † Markus Thomas, RB
93— † Chad Bratzke, DL
94— † James Hand, OL
95— † James Hand, OL
† Marc Collins, P
96— † Tony McCombs, LB
98— † Tyrone Hopson, OL
2000— † Alex Bannister, WR
01— † Jeremiah Bell, DB
04— † Pierre Wright, DB
05— † Patrick Bugg, TE

EASTERN MICH.* (5)

- 68— John Schmidt, C
69— Robert Lints, MG
70— Dave Pureifory, DT
71— Dave Pureifory, DT
73— Jim Pietrzak, OT

EASTERN N.M. (10)

- 81— Brad Beck, RB
83— Kevin Kolt, QB

- 87— Earl Jones, OL
89— Murray Garrett, DL
90— Anthony Pertile, DB
94— Conrad Hamilton, DB
95— Conrad Hamilton, DB
98— Michael Walton, LB
99— Michael Walton, LB
2004— Jeff Howard, LB

EASTERN ORE. (1)

- 96— Shea Little, OL

EASTERN WASH. (21)

- 57— Richard Huston, C
65— Mel Stanton, HB
73— Scott Garske, TE
81— John Tighe, OL
86— Ed Simmons, OT
87— † Eric Stein, P
91— † Kevin Sargent, OL
97— † Harry Leons, QB
† Chris Scott, DL
† Jim Buzzard, OL
98— † Bashir Levingston, RS
99— † Lance Knaevelsrud, OL
2000— † Jeff Allen, DL
01— † Jesse Chatman, RB
† Chris Polinder, OL
† Lamont Brightful, RS
04— † Eric Kimble, WR
† Mike Roos, OL
05— † Matt Alfred, OL
† Eric Kimble, WR
† Erik Meyer, QB

EDINBORO (7)

- 82— Rick Ruskiewicz, K
89— Elbert Cole, RB
90— Ernest Priestner, WR
93— Mike Kegarise, OL
95— Pat Schuster, DL
2002— Sean McNicholas, P
03— Joe Valvoda, OL

ELIZABETH CITY ST. (1)

- 2004— Howard Williams, DB

ELMHURST (1)

- 82— Lindsay Barich, OL

ELON (11)

- 50— Sal Gero, T
68— Richard McGeorge, OE
69— Richard McGeorge, OE
73— Glenn Ellis, DT
Ricky Locklear, DT
Dan Bass, OL
Dan Bass, OL
80— Bobby Hedrick, RB
86— Ricky Sigmon, OL
2001— Scott McLain, OL
05— † Chad Nkang, LB

EMORY & HENRY (18)

- 50— Robert Miller, B
51— Robert Miller, B
56— William Earp, C
68— Sonny Wade, B
85— Keith Furr, DB
Rob McMillen, DL
86— Sandy Rogers, RB
87— Gary Collier, QB
88— Steve Bowman, DL
89— Doug Reavis, DB
90— Billy Salyers, OL
91— Jason Grooms, DL
Pat Buchanan, OL
Scott Pruner, DL
97— Jamie Harless, DL
98— Mike Kassnove, DL
99— Charles Peterson, DB
2001— Jelani Patterson, DL

EMPORIA ST. (11)

- 35— James Fraley, B
37— Harry Klein, E
68— Bruce Cerone, OE
69— Bruce Cerone, OE
91— Quincy Tillman, RB
96— Brian Shay, RB
97— Brian Shay, RB
98— John Hesse, OL
Brian Shay, RB
2002— Dontaye McCoy, DB
03— Tyler Paul, RB

EUREKA (1)

95— Kurt Barth, WR

EVANSVILLE (3)46— Robert Hawkins, T
93— † Hanz Hoag, TE
94— † Hanz Hoag, TE**FAIRFIELD (1)**

2000— † Steve Dogmanits, DB

FDU-FLORHAM (4)84— Ira Epstein, DL
86— Eric Brey, DB
87— Frank Illidge, DL
93— Vic Moncato, P**FAIRMONT ST. (4)**67— Dave Williams, DT
84— Ed Coleman, WR
88— Lou Mabin, DB
99— Nathan White, P**FAYETTEVILLE ST. (3)**90— Terrence Smith, LB
2004— Charles Roberts, LB
Walt Williams, DB**FERRIS ST. (12)**76— Charles Evans, RB
92— Monty Brown, LB
93— Ed Phillion, DL
94— Tyree Dye, RB
95— Bill Love, QB
96— Kelly Chisholm, DL
99— Doc Proctor, PK
2000— Clarence Coleman, WR
01— Clarence Coleman, WR/AP
03— Kevin Myers, LB
04— Kevin Myers, LB
05— Carlton Brewster, WR**FERRUM (7)**87— Dave Harper, LB
88— Dave Harper, LB
89— Chris Warren, RB
90— Melvin Dillard, DB/KR
91— John Sheets, OG
2000— Toné Dancy, DL
01— Tim Carter, DB**FINDLAY (5)**65— Allen Smith, HB
80— Nelson Bolden, FB
85— Dana Wright, RB
90— Tim Russ, OL
2002— Robert Campbell, RB**FLORIDA A&M (22)**61— Curtis Miranda, C
62— Robert Paremora, B
67— Major Hazelton, DB
John Eason, OE
73— Henry Lawrence, OT
75— Frank Poole, LB
77— Tyrone McGriff, OG
78— Tyrone McGriff, OG
79— † Tyrone McGriff, OG
† Kiser Lewis, C
80— † Gifford Ramsey, DB
83— † Ray Alexander, WR
95— † Earl Holmes, LB
96— † Jamie Nails, OL
97— † Oteman Sampson, QB
† Juan Toro, PK
98— † Patrick Bonner, QB
† Jacquay Nunnally, WR
† Juan Toro, PK
† Olrick Johnson, LB
2000— † Freddie Moore, OL
05— † Wes Taylor, P**FLA. ATLANTIC* (1)**

2003— † Anthony Crissinger-Hill, TE

FLORIDA ST.* (1)

51— William Dawkins, OG

FORDHAM (3)97— † Barry Cantrell, P
2003— † Javarus Dudley, WR
04— † Tad Kornegay, DB**FORT HAYS ST. (4)**95— Lance Schwindt, TE
Shawn Behr, QB
2000— Adam Ryan, P
03— Tyler Strong, OL**FORT LEWIS (3)**89— Eric Fadness, P
92— Johnny Cox, WR
93— Johnny Cox, AP**FORT VALLEY ST. (10)**74— Fred Harris, OT
80— Willie Canady, DB
81— Willie Canady, DB
83— Tugwan Taylor, DB
92— Joseph Best, DB
93— Joseph Best, DB
94— Tyrone Poole, DB
2002— Duron Croson, RB
Rico Cody, DB
04— Derrick Wimbush, RB**FRANKLIN (3)**82— Joe Chester, WR
95— Michael Brouwer, DB
2001— Josh McMillin, DL**FRANK. & MARSH. (10)**35— Woodrow Sponaugle, C
38— Sam Roeder, B
40— Alex Schibanoff, T
47— William Iannicelli, E
50— Charles Cope, C
81— Vin Carioscia, OL
82— Vin Carioscia, OL
89— Dale Amos, WR
95— Steve DeLuca, LB
2004— Dan Eggertsson, P**FRESNO ST.* (5)**39— Jack Mulkey, E
40— Jack Mulkey, E
60— Douglas Brown, G
68— Tom McCall, LB
Erv Hunt, DB**FROSTBURG ST. (12)**80— Terry Beamer, LB
82— Steve Forsythe, WR
83— Kevin Walsh, DL
85— Bill Bagley, WR
86— Marcus Wooley, LB
88— Ken Boyd, DB
89— Ken Boyd, DB
93— Russell Williams, DB
94— Joe Holland, DL
Ariel Bell, KR
96— Ron Wallace, DB
2002— George O'Brien II, DL**FURMAN (24)**82— † Ernest Gibson, DB
83— † Ernest Gibson, DB
84— † Rock Hurst, LB
85— † Gene Reeder, C
88— † Jeff Blankenship, LB
89— † Kelly Fletcher, DL
90— † Steve Duggan, C
† Kevin Kendrick, LB
91— † Eric Walter, OL
92— † Kota Suttle, LB
94— † Jim Richter, PK
97— † Bryan Dailer, DL
98— † Orlando Ruff, LB
99— † John Keith, DB
2000— † Louis Ivory, RB
† Josh Moore, OL
† Marty Priore, OL
† Will Bouton, LB
01— † Donnie Littlejohn, OL
† Will Bouton, LB
02— † Trevor Kruger, OL
04— † Ben Bainbridge, OL
05— † Patrick Covington, OL
† Willie Freeman, LB**GALLAUDET (1)**

87— Shannon Simon, OL

GARDNER-WEBB (7)73— Richard Grissom, LB
87— Jeff Parker, PK
92— Rodney Robinson, WR
93— Gabe Wilkins, DL
2003— † Graham Whitlock, P
† Mario Williams, DB
04— † Harold Wells, DL**GEORGETOWN (5)**73— Robert Morris, DE
74— Robert Morris, DE91— Chris Murphy, DE
2004— † Michael Ononibaku, DL
05— † Michael Ononibaku, DL**GEORGETOWN (KY.) (12)**74— Charles Pierson, DL
78— John Martinelli, OL
85— Rob McCrary, RB
87— Chris Reed, C
88— Chris Reed, OL
89— Steve Blankenbaker, DL
91— Chris Hogan, DL
92— Chris Hogan, DL
2000— Shane Pearson, LB
01— Walt DeLong, OL
02— Shan Housekeeper, LB
03— John Sullivan, LB**GA. SOUTHERN (36)**85— † Vance Pike, OL
† Tim Foley, PK
86— † Fred Stokes, OT
† Tracy Ham, QB
87— † Flint Matthews, LB
† Dennis Franklin, C
† Tim Foley, PK
88— † Dennis Franklin, C
† Darren Alford, DL
91— † Joe Ross, RB
† Giff Smith, DL
90— † Giff Smith, DL
91— † Rodney Oglesby, DB
92— † Alex Mash, DL
93— † Alex Mash, DL
† Franklin Stephens, OL
94— † Franklin Stephens, OL
96— † Edward Thomas, DL
97— † Roderick Russell, FB
98— † Matt Winslette, C
† Adrian Peterson, RB
† Mark Williams, OL
† Vonceillies Allen, DL
† Arkee Thompson, DB
99— † Adrian Peterson, RB
† Mark Williams, OL
† Vonceillies Allen, DL
2000— † Adrian Peterson, RB
† Freddy Pesqueira, DL
01— † Adrian Peterson, RB
† Freddy Pesqueira, DL
02— † Charles Clarke, OL
† Freddy Pesqueira, DL
04— † Chad Motte, OL
† Ahmad Treado, DB
05— † Chad Motte, OL**GA. SOUTHWESTERN (2)**85— Roger Glover, LB
86— Roger Glover, LB**GETTYSBURG (7)**66— Joseph Egresitz, DE
83— Ray Condren, RB
84— Ray Condren, RB
85— Brian Barr, DB
94— Dwayne Marcus, FB
98— Paul Smith, RS
99— Paul Smith, RS**GLENVILLE ST. (8)**73— Scotty Hamilton, DB
83— Byron Brooks, RB
84— Mike Payne, DB
93— Chris George, WR
94— Chris George, WR
96— Carlos Ferralls, WR
97— Carlos Ferralls, WR
2003— Antonio Carter, WR**GONZAGA (2)**34— Ike Peterson, B
39— Tony Canadeo, B**GRAMBLING (36)**62— Junious Buchanan, T
64— Alphonse Dotson, OT
65— Willie Young, OG
Frank Cornish, DT
Billy Manning, C
69— Richard Harris, DE
70— Charles Roundtree, DT
Solomon Freelon, OG
John Mendenhall, DE
71— Steve Dennis, DB
72— Gary Johnson, DT73— Gary Johnson, DT
Willie Bryant, DB
74— Gary Johnson, DT
75— Sammie White, WR
James Hunter, DB79— † Joe Gordon, DT
† Aldrich Allen, LB
† Robert Salters, DB
80— † Trumaine Johnson, WR
† Mike Barker, DT
81— † Andre Robinson, LB
82— † Trumaine Johnson, WR
83— † Robert Smith, DL
85— † James Harris, LB
90— † Walter Dean, RB
† Jake Reed, WR
94— † Curtis Ceaser, WR
2001— † Robert Taylor, LB
02— † Tramon Douglas, RB
† Bruce Eugene, QB
† Terry Riley, OL
03— † Bruce Eugene, QB
05— † Jonathan Banks, OT
† Bruce Eugene, QB
† Henry Tolbert, WR**GRAND VALLEY ST. (25)**79— Ronald Essink, OL
89— Todd Tracey, DL
91— Chris Tiede, C
94— Mike Sheldon, OL
95— Diriki Mose, WR
96— Matt Potter, DE
2001— Curt Anes, QB
David Kircus, WR
Dale Westrick, OL
Curt Anes, QB
David Kircus, WR
Reggie Spearmon, RB
Dale Westrick, OL
Scott Mackey, DB
Keyonta Marshall, DL
03— David Hendrix, PK
Michael Tennessee, RB
Mike Wilford, OT
Scott Mackey, S
Keyonta Marshall, DL
DeJuane Boone, DB
Lucius Hawkins, DB
Keyonta Marshall, DL
05— Josh Bourke, OL
Michael McFadden, DL**GRINNELL (1)**

99— Jeff Pedersen, TE

GROVE CITY (6)87— Doug Hart, PK
97— Doug Steiner, FB
98— R.J. Bowers, FB
99— R.J. Bowers, FB
2000— R.J. Bowers, FB
05— Aaron Margo, DB**GUILFORD (4)**75— Steve Musulin, OT
91— Rodney Alexander, DE
94— Bryan Garland, OL
2001— Chris McKinney, KR**GUST. ADOLPHUS (9)**37— Wendell Butcher, B
50— Calvin Roberts, T
51— Hald Norman, OE
52— Calvin Roberts, DT
54— Gene Nei, G
67— Richard Jaeger, LB
84— Kurt Ploeger, DL
97— Ryan Boutwell, PK
2004— Isaac Stieling, LB**HAMILTON (2)**86— Joe Gilbert, OL
91— Eric Grey, RB**HAMLIN (4)**55— Dick Donlin, E
84— Kevin Grasliewicz, WR
85— Ed Hitchcock, OL
89— Jon Voss, TE**HAMPDEN-SYDNEY (10)**48— Lynn Chewning, B
54— Stokeley Fulton, C
72— Michael Leidy, LB
74— Ed Kelley, DE

75— Ed Kelley, DE
77— Robert Wilson, OL
78— Tim Smith, DL
86— Jimmy Hondroulis, PK
2003— Lee Bailey, C
Conrad Singh, WR

HAMPTON (18)

84— Ike Readon, MG
85— Ike Readon, DL
93— Emerson Martin, OL
Christopher Williams, DL
94— John Meredith, LB
95— † Hugh Hunter, DL
96— † Darrell Flythe, LB
97— † Cordell Taylor, DB
98— † Charles Preston, DL
99— † Deon Hunt, LB
2002— † Zuriel Smith, RS
† Erik Steiner, OL
03— † Jelani Clement, OL
04— † Jelani Clement, OL
† Jerome Mathis, KR
05— † Gerell Golightly, OL
† Andrew Paterini, PK
† Justin Durant, LB

HANOVER (6)

86— Jon Pinnick, QB
88— Mike Luker, WR
95— Ben Fox, WR
Terry Peebles, QB
97— Kevin O'Donohue, LB
99— Anthony Weigle, OL

HARDIN-SIMMONS (18)

37— Burns McKinney, B
39— Clyde Turner, C
40— Owen Goodnight, B
42— Rudy Mabley, B
46— Rudy Mabley, B
94— Colin McCormick, WR
99— Gary Gutierrez, OL
2002— Thomas Anderson, OL
Alex Hansen, DB
03— Adam Hernandez, OL
Alex Hansen, DB
04— Adam Hernandez, OL
Will Galusha, DB
Brent Geiley, LB
Alex Hansen, DB
Reggie Robinson, DL
05— Tye Conry, OL
Will Galusha, DB

HARDING (3)

74— Barney Crawford, DL
91— Pat Gill, LB
94— Paul Simmons, LB

HARTWICK (1)

2002— Ryan Soule, WR

HARVARD (7)

82— † Mike Corbat, OL
84— † Roger Caron, OL
99— † Isaiah Kacyvenski, LB
2000— † Mike Clare, OL
02— † Carl Morris, WR
03— † Dante Balestracci, LB
04— † Clifton Dawson, RB

HASTINGS (2)

84— Dennis Sullivan, OL
94— Jeff Drake, DL

HAWAII* (2)

41— Nolle Smith, B
68— Tim Buchanan, LB

HENDERSON ST. (3)

90— Todd Jones, OL
93— Chris Carter, P
96— Robert Thomas, LB

HILLSDALE (11)

49— William Young, B
55— Nate Clark, B
56— Nate Clark, B
75— Mark Law, OG
81— Mike Broome, OG
82— Ron Gladnick, DE
86— Al Hugel, DL
87— Al Hugel, DL
88— Rodney Patterson, LB
2000— Todd DeVree, DL
Tim Mustapha, DB

HOBART (7)

72— Don Aleksiewicz, RB
75— Rich Kowalski, RB
86— Brian Verdon, DB
93— Bill Palmer, DB
96— Nico Karagosian, TE
97— David Russell, DL
2004— Alex Bell, OL

HOFSTRA (23)

83— Chuck Choinski, DL
86— Tom Salamone, P
88— Tom Salamone, DB
90— George Tischler, LB
94— † Brian Clark, DB
95— † Dave Fiore, OL
† Dave Ettinger, PK
† Buck Buchanan, LB
96— † Eugene McAleer, LB
97— † Dave Ettinger, PK
† Lance Schulters, DB
99— † Giovanni Carmazzi, QB
† Jim Magda, DL
2000— † Rocky Butler, QB
† Doug Shanahan, DB
† Khary Williams, DL
01— † Rocky Butler, QB
† Kahmal Roy, WR
† Dan Zorger, OL
† Ryan Fletcher, DL
04— † Dan Garay, DL
† Gian Villante, LB
05— † Willie Colon, OL

HOLY CROSS (16)

83— † Bruce Kozerski, OT
† Steve Raquet, DL
84— † Bill McGovern, DB
† Kevin Garvey, OG
85— † Gill Fenerty, RB
86— † Gordie Lockbaum, RB-DB
87— † Jeff Wiley, QB
† Gordie Lockbaum, WR-SP
88— † Dennis Golden, OL
89— † Dave Murphy, DB
90— † Craig Callahan, LB
91— † Jerome Fuller, RB
93— † Rob Milanette, LB
95— † Tom Claro, OL
2004— † Steve Silva, AP
05— † Steve Silva, AP

HOPE (2)

79— Craig Groendyk, OL
82— Kurt Brinks, C

HOWARD (5)

75— Ben Harris, DL
87— † Harvey Reed, RB
98— † Marques Douglas, DL
99— † Elijah Thurmon, WR
2001— † Tracy White, LB

HOWARD PAYNE (8)

61— Ray Jacobs, T
72— Robert Woods, LB
73— Robert Woods, LB
92— Scott Lichner, QB
94— Steven Seale, OL
95— Sean Witherwax, DL
97— Sedrick Medlock, DB
98— Sedrick Medlock, DB

HUMBOLDT ST. (6)

61— Drew Roberts, E
62— Drew Roberts, E
76— Michael Gooing, OL
82— David Rush, MG
83— Dean Diaz, DB
95— Randy Matyshock, TE

HURON (1)

76— John Aldridge, OL

IDAHO* (14)

83— † Ken Hobart, QB
85— † Eric Yarber, WR
88— † John Friesz, QB
89— † John Friesz, QB
† Lee Allen, WR
90— † Kasey Dunn, WR
91— † Kasey Dunn, WR
92— † Yo Murphy, WR
† Jeff Robinson, DL
93— † Doug Nussmeier, QB
† Mat Groshong, C
94— † Sherriden May, RB

† Jim Mills, OL
95— † Ryan Phillips, DL

IDAHO ST. (11)

69— Ed Bell, OE
77— Ray Allred, MG
81— † Case de Bruijn, P
† Mike Machurek, QB
83— † Jeff Kaiser, P
84— † Steve Anderson, DL
97— † Trevor Bell, DB
2001— † Eddie Johnson, P
03— † Jared Allen, DL
05— † Jarrett Johnson, PK
† Jeff Charleston, DL

ILLINOIS COL. (2)

81— Joe Aiello, DL
2002— B.J. Harvey, KR

ILLINOIS ST. (16)

68— Denny Nelson, OT
85— † Jim Meyer, OL
86— † Brian Gant, LB
88— † Mike McCabe, P
93— † Todd Kurz, PK
98— † Chad Pegues, DL
† Galen Scott, LB
99— † Damien Gregory, DL
† Mike Rodbro, OG
† Sam Young, DB
2002— † Boomer Grigsby, LB
03— † Boomer Grigsby, LB
04— † Boomer Grigsby, LB
05— † Stafford Davis, OL
† Laurent Robinson, WR
† Brent Hawkins, DL

ILL. WESLEYAN (10)

34— Tony Blazine, T
74— Caesar Douglas, OT
91— Chris Bisailon, WR
92— Chris Bisailon, WR
96— Adam Slotkus, C
John Munch, LB
John Munch, LB
97— Kevin Fahey, DB
98— Kevin Fahey, DB
2000— Jeff Heinzl, DL
04— Eric Esch, RS

INDIANA (PA.) (24)

75— Lynn Hieber, QB
76— Jim Haslett, DE
77— Jim Haslett, DE
78— Jim Haslett, DE
79— Terrence Skelley, OE
80— Joe Cuigari, DT
84— Gregg Brenner, WR
86— Jim Angelo, OL
87— Troy Jackson, LB
88— Dean Cottrill, LB
90— Andrew Hill, WR
91— Tony Aliucci, QB
93— Matt Dalverny, OL
Mike Geary, PK
Michael Mann, RB
94— Jeff Turnage, DL
95— Jon Ruff, PK
Jeff Turnage, DL
Barry Threats, DB
97— Barry Threats, DB
98— Barry Threats, DB
99— Leander Jordan, OL
2000— Mike Borisenko, LB
01— Joey Flora, DB
03— Khiawatha Downey, OL

INDIANA ST. (13)

69— Jeff Keller, DE
75— Chris Hicks, OL
Vince Allen, RB
83— † Ed Martin, DE
84— † Wayne Davis, DB
85— † Vencie Glenn, DB
86— † Mike Simmonds, OL
93— † Shawn Moore, OL
94— † Dan Brandenburg, DL
95— † Dan Brandenburg, DL
† Tom Allison, PK
98— † Troy Lefevra, DE
99— † DeJuan Alfonzo, DB/KR

INDIANAPOLIS (9)

83— Mark Bless, DL
84— Paul Loggan, DB
85— Tom Collins, DB

86— Dan Jester, TE
87— Thurman Montgomery, DL
91— Greg Mathes, DL
98— Ted Liette, LB
99— Josh Gentry, LB
2001— Neal Blank, DL

IONA (1)

2003— † Kevin Fales, DL

IOWA WESLEYAN (1)

87— Mike Wiggins, P

ITHACA (17)

72— Robert Wojnar, OT
74— David Remick, RB
75— Larry Czarnecki, DT
79— John Laper, LB
80— Bob Ferrigno, HB
84— Bill Sheerin, DL
85— Tim Torrey, LB
90— Jeff Wittman, FB
91— Jeff Wittman, FB
92— Jeff Wittman, FB
Dave Brumfield, OL
Scott Connolly, DL
98— Matt Buddenhagen, KR
Mike Sansone, LB
2000— Ron Amato, DB
04— Vince Dargush, TE
05— Joe Scalice, OL

JACKSON ST. (26)

62— Willie Richardson, E
69— Joe Stephens, OG
71— Jerome Barkum, OE
74— Walter Payton, RB
Robert Brazile, LB
Robert Hardy, DT
80— † Larry Werts, LB
81— † Mike Fields, OT
85— † Jackie Walker, LB
86— † Kevin Dent, DB
87— † Kevin Dent, DB
88— † Lewis Tillman, RB
† Kevin Dent, DB
89— † Darion Conner, LB
90— † Robert Turner, DB
91— † Deltrich Lockridge, OL
92— † Lester Holmes, OL
95— † Picasso Nelson, DB
96— † Sean Woodson, DB
† Grailyn Pratt, QB
† Otha Evans, LB
97— † Toby Myles, OL
98— † Sylvester Morris, WR
99— † Tommie Head, LB
† Sylvester Morris, WR
2002— † Elgin Andrews, LB

JACKSONVILLE ST. (11)

52— Jodie Connell, OG
66— Ray Vinson, DB
70— Jimmy Champion, C
77— Jesse Baker, DT
78— Jesse Baker, DT
82— Ed Lett, QB
86— Joe Billingsley, OT
88— Joe Billingsley, OT
95— † Darron Edwards, DB
2002— † Deon White, OL
04— † Oscar Bonds, RB

JAMES MADISON (20)

77— Woody Bergeria, DT
78— Rick Booth, OL
85— † Charles Haley, LB
86— † Carlo Bianchini, OG
89— † Steve Bates, DL
90— † Eupton Jackson, DB
93— † David McLeod, WR
94— † Dwight Robinson, DB
95— † John Coursey, PK
† David Bailey, C
† Ed Perry, TE
96— † Ed Perry, TE
97— † Tony Booth, DB
99— † Curtis Keaton, RB
2000— † Chris Morant, DL
† Derrick Pack, LB
01— † Derrick Lloyd, LB
04— † Matt Magerko, OL
05— † Matt Magerko, OL
† Tony LeZotte, DB

JAMESTOWN (2)

76— Brent Tischer, OL
81— Ron Hausauer, OL

JOHN CARROLL (15)

50— Carl Taseff, B
74— Tim Barrett, RB
94— Jason Goldberg, PK
Ryan Haley, P
95— Chris Anderson, LB
96— London Fletcher, LB
Scott O'Donnell, DL
Chris Anderson, LB
London Fletcher, LB
David Ziegler, R
98— David Vitatoe, PK
99— Tom Rini, DB
2002— Tom Arth, QB
Chris Cubero, LB
Scott Greenberg, DB

JOHNS HOPKINS (4)

80— Bill Stromberg, WR
81— Bill Stromberg, WR
96— Jim Wilson, DL
2003— Matt Campbell, DB

JOHNSON C. SMITH (2)

82— Dan Beauford, DE
88— Ronald Capers, LB

JUNIATA (4)

54— Joe Veto, T
86— Steve Yerger, OL
87— Mark Dörner, DB
99— Matt Eisenberg, WR

KANSAS WESLEYAN (2)

35— Virgil Baker, G
56— Larry Houdek, B

KEAN (1)

87— Kevin McGuire, TE

KENTUCKY ST. (4)

72— Wiley Epps, LB
98— Cletidus Hunt, DL
99— Ike Ihejeto, TE
2005— Marcus Wright, KR

KENYON (1)

74— Jim Myers, WR

KING'S (PA.) (4)

2000— Damon Saxon, RB
01— Steven Wilson, DL
02— Steven Wilson, DL
05— Geoff Troy, PK

KNOX (4)

86— Rich Schiele, TE
87— Chris Vogel, WR
96— Chris Warwick, PK
98— Josh Fourdyce, DL

KNOXVILLE (1)

77— Dwight Treadwell, OL

KUTZTOWN (5)

77— Steve Head, OG
95— John Mobley, LB
97— Denauld Brown, DL
2001— Pete Mendez, DB
02— Pete Mendez, DB

LA SALLE (2)

38— George Somers, T
39— Frank Loughney, G

LA VERNE (3)

72— Dana Coleman, DT
91— Willie Reyna, QB
95— Anthony Jones, RB

LAFAYETTE (9)

79— † Rich Smith, TE
81— † Joe Skladany, LB
82— † Tony Green, DL
88— † Frank Baur, QB
92— † Edward Hudak, OL
96— † B.J. Galles, DB
97— † Dan Bengel, LB
2004— † Joe McCourt, RB
05— † Maurice Bennett, LB

LAKE FOREST (1)

2002— Casey Urlacher, LB

LAKELAND (1)

89— Jeff Ogjiego, P

LAMAR (5)

57— Dudley Meredith, T
61— Bobby Jancik, B
67— Sperguson Wynn, OG
83— † Eugene Seale, LB
85— † Burton Murchison, RB

LAMBUTH (3)

93— Jo Jo Jones, RB
94— Jo Jo Jones, RB
2005— Evan Granier, PK

LANE (1)

73— Edward Taylor, DT

LANGSTON (2)

73— Thomas Henderson, DE
94— Paul Reed, DB

LAWRENCE (11)

49— Claude Radtke, E
67— Charles McKee, QB
77— Frank Bouessa, C
78— Frank Bouessa, C
80— Scott Reppert, HB
81— Scott Reppert, HB
82— Scott Reppert, RB
83— Murray McDonough, DB
86— Dan Galante, DL
95— Brad Olson, RB
97— Brad Olson, FB

LEBANON VALLEY (1)

2003— Scott Marek, TE

LEHIGH (28)

49— Robert Numbers, C
50— Dick Doyne, B
57— Dan Nolan, B
59— Walter Meincke, T
69— Thad Jamula, OT
71— John Hill, C
73— Kim McQuilken, QB
75— Joe Sterrett, QB
77— Steve Kreider, WR
Mike Reiker, QB
79— † Dave Melone, OT
† Jim McCormick, DL
80— † Bruce Rarig, LB
83— † John Shigo, LB
85— † Rennie Benn, WR
90— † Keith Petzold, OL
93— † Dave Cecchini, WR
95— † Brian Klingerman, WR
† Rabih Abdullah, RB
96— † Ben Talbot, P
98— † Nick Martucci, DL
99— † Ian Eason, LB
2000— † Brian McDonald, OL
01— † Abdul Byron, DB
† Josh Snyder, WR
02— † Jeff Santacroce, OL
03— † Adam Bergen, TE
04— † Adam Bergen, TE

LENOIR-RHYNE (5)

52— Steve Trudnak, B
62— Richard Kemp, B
67— Eddie Joyner, OT
92— Jason Monday, PK
94— Leonard Davis, RB

LEWIS & CLARK (2)

68— Bill Bailey, DT
91— Dan Ruhl, RB

LIBERTY (6)

82— John Sanders, LB
86— Mark Mathis, DB
95— † Andrew McFadden, KR
† Tony Dews, TE
98— † Jesse Riley, LB
2000— † Jason Wells, DL

LINCOLN (MO.) (3)

53— Leo Lewis, B
54— Leo Lewis, B
2004— Brandon Beard, DL

LINFIELD (20)

57— Howard Morris, G
64— Norman Musser, C
72— Bernard Peterson, OE
75— Ken Cutcher, OL
78— Paul Dombroski, DB
80— Alan Schmidlin, QB
83— Steve Lopes, OL

84— Steve Boyea, OL
94— Darrin Causey, LB
2002— Daryl Agpalsa, OL
David Russell, RB
Ray Lions, DB
03— Tyler Matthews, QB
James Wilson, P
04— Casey Allen, WR
Brett Elliott, QB
Brandon Hazenberg, RS
05— Casey Allen, WR
Brett Elliott, QB
Josh Ort, DB

LIVINGSTONE (4)

84— Jo Jo White, RB
98— Charles Cooley, OL
2003— Jason Ocean, LB
04— Moises Gordon, LB

LOCK HAVEN (1)

45— Robert Eyer, E

LONG BEACH ST. (4)

68— Bill Parks, OE
69— Leon Burns, FB
70— Leon Burns, RB
71— Terry Metcalf, RB

LORAS (4)

47— Robert Hanlon, B
84— James Drew, P
97— Shane Davis, RB
2005— Ross Dillavou, DL

LOS ANGELES ST. (1)

64— Walter Johnson, OG

LOUISIANA (1)

50— Bernard Calendar, E

LA-LAFAYETTE* (1)

69— Glenn LaFleur, LB

LA-MONROE* (19)

67— Vic Bender, C
70— Joe Profit, RB
72— Jimmy Edwards, RB
73— Glenn Fleming, MG
74— Glenn Fleming, MG
82— † Arthur Christophe, C
† Bruce Daigle, DB
83— † Mike Grantham, OG
84— † Mike Grantham, OG
85— † Mike Turner, DB
87— † John Clement, OT
† Claude Brumfield, DT
88— † Cyril Crutchfield, DB
89— † Jackie Harris, E
92— † Jeff Blackshear, OL
† Vic Zordan, OL
† Roosevelt Potts, RB
93— † Raymond Batisse, OL
† James Folston, DL

LOUISIANA TECH* (15)

41— Garland Gregory, G
46— Mike Reed, G
68— Terry Bradshaw, QB
69— Terry Bradshaw, QB
72— Roger Carr, WR
73— Roger Carr, FL
74— Mike Barber, TE
Fred Dean, DT
82— † Matt Dunigan, QB
84— † Doug Landry, LB
† Walter Johnson, DE

85— † Doug Landry, LB

86— † Walter Johnson, LB-DE

87— † Glenell Sanders, LB

88— † Glenell Sanders, LB

LOUISVILLE* (1)

57— Leonard Lyles, B

LOYOLA (ILL.) (2)

35— Billy Roy, B
37— Clay Calhoun, B

LOYOLA MARYMOUNT (1)

42— Vince Pacewic, B

LUTHER (1)

57— Bruce Hartman, T

LYCOMING (10)

83— John Whalen, OL
85— Walt Zlatavski, OL
89— Rick Bealer, DB
90— Rick Bealer, DB

91— Darrin Kenney, OT
Don Kinney, DL
Bill Small, LB
96— Michael Downey, OL
98— Jason Marraccini, QB
99— Cameron Coleman, DL

MacMURRAY (3)

97— Jamie Lee, RB
98— Jamie Lee, RB
2001— Curtis Fisher, OL

MAINE (11)

65— John Huard, LB
66— John Huard, LB
80— † Lorenzo Bouier, RB
89— † Carl Smith, RB
† Scott Hough, OL
90— † Claude Pettaway, DB
99— † Jojo Oliphant, DL
2001— † Chad Hayes, TE
† Stephen Cooper, LB
† Lennard Byrd, KR
02— † Stephan Cooper, LB

MAINE MARITIME (2)

92— Kirk Matthieu, RB
95— Rob Marchitello, RB

MANSFIELD (2)

2002— Dan Holland, LB
03— Dan Holland, LB

MARIETTA (1)

96— Dante Brown, RB

MARS HILL (6)

78— Alan Rice, OL
79— Steven Campbell, DB
87— Lee Marchman, LB
2000— Terrence Stokes, RB
01— David Cassell, TE
02— Khalid Abdullah, LB

MARSHALL* (29)

37— William Smith, E
40— Jackie Hunt, B
41— Jackie Hunt, B
87— † Mike Barber, WR
† Sean Doctor, TE
88— † Mike Barber, WR
† Sean Doctor, TE
90— † Eric Ihnat, TE
91— † Phil Ratliff, OL
92— † Michael Payton, QB
† Troy Brown, WR
† Phil Ratliff, OL
93— † Chris Deaton, OL
† William King, LB
† Roger Johnson, DB
94— † Roger Johnson, DB
† William Pannell, OL
† Travis Colquitt, P
95— † Chris Parker, RB
† William Pannell, OL
† Billy Lyon, DL
† Melvin Cunningham, DB
96— † Randy Moss, WR
† Billy Lyon, DL
† Aaron Ferguson, OL
† B.J. Cohen, DL
† Jermaine Swafford, LB
† Eugene McAleer, LB
† Melvin Cunningham, DB

MARTIN LUTHER (1)

97— John Feuersthaler, DB

MARY HARDIN-BAYLOR (7)

2001— Preston Meyer, LB
02— Ryan Harris, OL
Preston Meyer, LB
03— Tony Salazar, DB
04— Matt Bush, C
Jeff Oliver, OL
05— Hunter Hamrick, P

MD.-EAST. SHORE (2)

64— John Smith, DT
68— Bill Thompson, DB

MARYVILLE (TENN.) (5)

67— Steve Dockery, DB
73— Earl McMahon, OG
77— Wayne Dunn, LB
92— Tom Smith, OL
93— Tom Smith, OL

MASSACHUSETTS (33)

- 52— Tony Chambers, OE
 63— Paul Graham, T
 64— Milt Morin, DE
 67— Greg Landry, QB
 71— William DeFlavio, MG
 72— Steve Schubert, OE
 73— Tim Berra, OE
 75— Ned Deane, OL
 76— Ron Harris, DB
 77— Kevin Cummings, TE
 Bruce Kimball, OL
 78— Bruce Kimball, OG
 80— † Bob Manning, DB
 81— † Garry Pearson, RB
 82— † Garry Pearson, RB
 85— † Mike Dwyer, DL
 88— † John McKeown, LB
 90— † Paul Mayberry, OL
 92— † Don Caparotti, DB
 93— † Bill Durkin, OL
 94— † Breon Parker, DB
 95— † Rene Ingoglia, RB
 98— † Marcel Shipp, RB
 † Khari Samuel, LB
 † Kerry Taylor, TE
 99— † Jeremy Robinson, DB
 † Kole Ayi, LB
 † Jerard White, DB
 † Sean Higgins, TE
 2000— † Kole Ayi, LB
 01— † Valdamar Brower, DL
 04— † Shannon James, DB
 05— † Shannon James, DB

MASS.-BOSTON (1)

- 92— Sean Munroe, WR

MASS.-DARTMOUTH (1)

- 98— Mike Cotton, DB

MIT (1)

- 97— Duane Stevens, DB

MASS. MARITIME (1)

- 95— Paul Diamantopoulos, DE

McDANIEL (5)

- 51— Victor Makovitch, DG
 78— Ricci Bonaccorsy, DL
 79— Ricci Bonaccorsy, DL
 98— Mat Mathias, OL
 2001— Jason Wingear, DB

McMURRY (6)

- 49— Brad Rowland, B
 50— Brad Rowland, B
 58— Charles Davis, G
 68— Telly Windham, DE
 74— Randy Roemisch, OT
 80— Rick Nolly, OL

McNEESE ST. (30)

- 52— Charles Kuehn, DE
 69— Glenn Kidder, OG
 72— James Moore, TE
 74— James Files, OT
 82— † Leonard Smith, DB
 92— † Terry Irving, LB
 93— † Jose Larios, PK
 † Terry Irving, LB
 94— † Ronald Cherry, OL
 95— † Kavika Pittman, DL
 † Marsh Buice, DL
 † Zack Bronson, DB
 † Vincent Landrum, LB
 96— † Zack Bronson, DB
 97— † Reggie Nelson, OL
 † Chris Fontenot, TE
 † Donnie Ashley, PR
 98— † Reggie Nelson, OL
 † Charles Ayro, LB
 2000— † Wes Hines, OL
 † Jake Morrison, DL
 01— † Joe Judge, DB
 02— † Jason Davis, OL
 † B.J. McNutt, DL
 † Hadley Prince, DB
 † Roderick Royal, LB
 03— † Dwight Hudler, OL
 † Roderick Royal, LB
 † B.J. Sams, AP
 † Keith Smith, DB

MEMPHIS* (1)

- 54— Robert Patterson, G

MENLO (2)

- 2000— Nate Jackson, WR
 01— Nate Jackson, WR

MERCHANT MARINE (5)

- 52— Robert Wiechard, LB
 69— Harvey Adams, DE
 90— Harold Krebs, DB
 97— Anthony Jacobs, OL
 2002— David McNeal, RB

MESA ST. (9)

- 82— Dean Haugum, DT
 83— Dean Haugum, DL
 84— Don Holmes, DB
 85— Mike Berk, OL
 86— Mike Berk, OL
 88— Tracy Bennett, PK
 89— Jeff Russell, OL
 90— Brian Johnson, LB
 2003— DeMeco Moore, LB

METHODIST (1)

- 97— Trayfer Monroe, DB

MIAMI (FLA.)* (2)

- 45— Ed Cameron, G
 William Levitt, C

MIAMI (OHIO)* (1)

- 82— † Brian Pillman, MG

MICHIGAN TECH (2)

- 76— Jim VanWagner, RB
 2004— Joe Berger, OL

MIDDLE TENN.* (12)

- 64— Jimbo Pearson, S
 65— Keith Atchley, LB
 83— † Robert Carroll, OL
 84— † Kelly Potter, PK
 85— † Don Griffin, DB
 88— † Don Thomas, LB
 90— † Joe Campbell, RB
 91— † Steve McAdoo, OL
 † Joe Campbell, RB
 92— † Steve McAdoo, OL
 93— † Pat Hicks, OL
 95— † Nathaniel Claybrooks, DL

MIDDLEBURY (3)

- 36— George Anderson, G
 83— Jonathan Good, DL
 2000— Andy Steele, LB

MIDLAND LUTHERAN (2)

- 76— Dave Marreel, DE
 79— Scott Englehardt, OL

MILLERSVILLE (8)

- 76— Robert Parr, DB
 80— Rob Riddick, RB
 81— Mark Udovich, C
 86— Jeff Hannis, DL
 93— Scott Martin, DL
 Greg Faulkner, OL
 95— Kevin Cannon, AP
 98— Mike McFetridge, WR

MILLIKIN (3)

- 42— Virgil Wagner, B
 92— Mike Hall, KR
 2003— Andy Beals, PK

MILLSAPS (13)

- 72— Rowan Torrey, DB
 73— Michael Reams, LB
 76— Rickie Haygood, QB
 78— David Culpepper, LB
 79— David Culpepper, LB
 83— Edmond Donald, RB
 85— Tommy Powell, LB
 90— Sean Brewer, DL
 91— Sean Brewer, DL
 92— Sean Brewer, DL
 93— Mitch Holloway, P
 94— Kelvin Gladney, RB
 2003— Matt O'Bryant, LB

MINN. DULUTH (5)

- 74— Mark Johnson, DB
 75— Terry Egerdahl, RB
 76— Ted McKnight, RB
 82— Gary Birkholz, OG
 2003— Russ Rabe, DE

MINN. ST. MANKATO (12)

- 73— Marty Kranz, DB
 87— Duane Goldammer, OG
 91— John Kelling, DB
 93— Jamie Pass, QB
 94— Josh Nelsen, WR
 95— Mark Erickson, AP
 96— Tywan Mitchell, WR
 Greg Janacek, PK
 97— Tywan Mitchell, WR
 98— Tywan Mitchell, WR
 2002— Andrew Tippins, DL
 03— Jared Ziemke, DB

MINN. ST. MOORHEAD (2)

- 76— Rocky Gullickson, OG
 84— Randy Sullivan, DB

MISSISSIPPI COL. (12)

- 72— Ricky Herzog, FL
 79— Calvin Howard, RB
 80— Bert Lyles, DE
 82— Major Everett, RB
 83— Wayne Frazier, OL
 85— Earl Conway, DL
 88— Terry Fleming, DL
 89— Terry Fleming, DL
 90— Fred McAfee, RB
 92— Johnny Poole, OL
 93— Kelly Ray, C
 2000— Wilson Hillman, P

MISSISSIPPI VAL. (9)

- 79— † Carl White, OG
 83— † Jerry Rice, WR
 84— † Jerry Rice, WR
 † Willie Totten, QB
 87— † Vincent Brown, LB
 91— † Ashley Ambrose, DB
 97— † Terry Houzah, LB
 98— † Terry Houzah, LB
 2005— † Tyler Knight, LB

MO.-ROLLA (6)

- 41— Ed Kromka, T
 69— Frank Winfield, OG
 74— Merle Dillow, TE
 80— Bill Grantham, S
 93— Elvind Listerud, PK
 2004— Cole Drussa, TE

MO. SOUTHERN ST. (3)

- 93— Rod Smith, WR
 Ron Burton, LB
 95— Yancy McKnight, OL

MISSOURI ST. (13)

- 66— William Stringer, OG
 87— † Matt Soraghan, LB
 89— † Mark Christenson, OL
 90— † DeAndre Smith, QB
 91— † Bill Walter, DL
 93— † Adrian Smith, DB
 95— † DeLaun Fowler, LB
 96— † Michael Cosey, RB
 † Wayne Boyer, PK
 † Mike Miano, DL
 97— † Travis Brawner, PK
 2001— † P.J. Jones, LB
 04— † Jon Scifres, PK

MISSOURI VALLEY (3)

- 47— James Nelson, G
 48— James Nelson, G
 49— Herbert McKinney, T

MO. WESTERN ST. (2)

- 2003— Pierre Thomas, DB
 05— Jeremiah White, RB

MONMOUTH (2)

- 2002— † Joe Sentipal, LB
 03— † Joe Sentipal, LB

MONMOUTH (ILL.) (1)

- 75— Ron Baker, RB

MONTANA (35)

- 67— Bob Beers, LB
 70— Ron Stein, DB
 76— Greg Anderson, DB
 79— † Jim Hard, FL
 83— † Brian Salonen, TE
 85— † Mike Rice, P
 87— † Larry Clarkson, OL
 88— † Tim Hauck, DB
 89— † Kirk Scafford, OL
 † Tim Hauck, DB

- 93— † Dave Dickenson, QB
 † Todd Ericson, DB
 94— † Scott Gragg, OL
 95— † Dave Dickenson, QB
 † Matt Wells, WR
 † Mike Agee, OL
 † Eric Simonson, OL
 96— † Joe Douglass, WR
 † Mike Agee, OL
 † Brian Ah Yat, QB
 † Jason Crebo, LB
 † David Kempfert, OL
 97— † Jason Crebo, LB
 99— † Kelley Bryant, DB
 2000— † Drew Miller, QB
 † Thatcher Szalay, OL
 † Andy Petek, DL
 01— † Thatcher Szalay, OL
 † Vince Huntsberger, DB
 † Mark Spencer, P
 02— † Dylan McFarland, OL
 † Trey Young, DB
 03— † Dylan McFarland, OL
 † Chris Snyder, PK
 04— † Cory Proctor, OL

MONTANA ST. (16)

- 66— Don Hass, HB
 67— Don Hass, HB
 70— Gary Gustafson, LB
 73— Bill Kollar, DT
 75— Steve Kracher, RB
 76— Lester Leininger, DL
 78— Jon Borchardt, OT
 81— † Larry Rubens, OL
 84— † Mark Fellows, LB
 † Dirk Nelson, P
 93— † Sean Hill, DB
 97— † Neal Smith, OL
 99— † Matthew Peot, P
 2003— † Corey Smith, RS
 † Kane Ioane, DB
 05— † Jeff Bolton, OL

MONTANA TECH (3)

- 73— James Persons, OT
 80— Steve Hossler, HB
 81— Craig Opatz, OL

MONTCLAIR ST. (14)

- 75— Barry Giblin, DB
 77— Mario Benimeo, DT
 79— Tom Morton, OL
 80— Sam Mills, LB
 81— Terrance Porter, WR
 82— Mark Casale, QB
 84— Jim Renna, OL
 85— Dan Zakashefski, DL
 86— Dan Zakashefski, DL
 89— Paul Cioffi, LB
 90— Paul Cioffi, LB
 93— Jeff Bargiel, DL
 95— Jeff Bargiel, DL
 96— Jeff Bargiel, DL

MORAVIAN (1)

- 2002— Jarrod Pence, DB

MOREHEAD ST. (5)

- 38— John Horton, C
 42— Vincent Zachem, C
 69— Dave Haverdick, DT
 82— † John Christopher, P
 86— † Randy Poe, OG

MORGAN ST. (8)

- 65— Willie Lanier, LB
 67— Jeff Queen, DE
 70— Willie Germany, DB
 72— Stan Cherry, LB
 73— Eugene Simms, LB
 78— Joe Fowlkes, DB
 80— Mike Holston, WR
 93— † Matthew Steeple, DL

MORNINGSIDE (2)

- 49— Connie Callahan, B
 91— Jorge Diaz, PK

MOUNT UNION (46)

- 84— Troy Starr, LB
 87— Russ Kring, RB
 90— Ken Edelman, PK
 Dave Lasecki, LB

- 92— Mike Elder, OL
Jim Ballard, QB
Chris Dattilio, LB
93— Rob Atwood, TE
Jim Ballard, QB
Ed Bubonics, WR
Mike Hallett, DL
94— Rob Rodgers, LB
95— Mike Wonderfer, OG
96— Matt Liggett, DL
Bill Borchert, QB
Joe Weimer, OL
Josh Weber, OT
Brian Wervey, LB
97— Bill Borchert, QB
Joe Weimer, OL
Vic Ricketts, G
Jason Hall, LB
Kris Bugara, DB
98— Tom Bauer, OL
99— Jason Gerber, OT
Adam Marino, WR
Gary Smeck, QB
2000— Chuck Moore, RB
Adam Indorf, OL
Todd Bhraden, DL
Matt Campbell, DL
Chris Kern, DB
02— Larry Kinnard, OT
Dan Pugh, RB
Matt Campbell, DE
Chris Kern, DB
03— Robert Bradley, OL
Larry Kinnard, OL
Randell Knapp, WR
Shaun Spisak, LB
04— Jesse Clum, DB
Johnny Josef, DL
Shaun Spisak, LB
05— Jason Lewis, OL
Mike Gibbons, LB
Ross Watson, DB
- MUHLBERG (6)**
46— George Bibighaus, E
47— Harold Bell, B
93— Rob Lokerson, WR
99— Joshua Carter, KR
2000— Joshua Carter, KR
02— Chris Reed, PK
- MURRAY ST. (8)**
37— Elmer Cochran, G
73— Don Clayton, RB
79— † Terry Love, DB
86— † Charley Wiles, OL
95— † Derrick Cullors, RB
† William Hampton, DB
96— † William Hampton, DB
2001— † Shane Andrus, PK
- MUSKINGUM (5)**
40— Dave Evans, T
60— Bill Cooper, B
66— Mark DeVilling, DT
75— Jeff Heacock, DB
95— Connon Thompson, DB
- NEB.-KEARNEY (8)**
76— Dale Mitchell Johnson, DB
78— Doug Peterson, DL
95— Matt Bruggeman, DL
97— Mike Smith, RT
2002— Henrik Juul-Nielsen, PK
Mike Miller, RB
03— Richie Ross, WR
05— Richie Ross, WR
- NEB.-OMAHA (17)**
64— Gerald Allen, HB
68— Dan Klepper, OG
76— Dan Fulton, WR
77— Dan Fulton, OE
80— Tom Sutko, LB
82— John Walker, DT
83— Tim Carlson, LB
84— Ron Petersen, OT
86— Keith Coleman, LB
98— Chris Bober, OT
99— Chris Bober, OL
2000— Chris Cooper, DL
01— Chad Geiger, DB
02— Conor Riley, OL
03— Justin Kamrad, RB

- 04— Taiwo Onatolu, LB
05— Zach Herold, TE
- NEB. WESLEYAN (4)**
90— Brad Bohn, DB
91— Darren Stohlmann, TE
92— Darren Stohlmann, TE
2000— Noland Urban, LB
- NEVADA* (23)**
52— Neil Garrett, DB
74— Greg Grouwinkler, DB
78— James Curry, MG
Frank Hawkins, RB
79— † Frank Hawkins, RB
† Lee Fobbs, DB
80— † Frank Hawkins, RB
† Bubba Puha, DL
81— † John Ramatici, LB
† Tony Zendejas, K
82— † Tony Zendejas, K
† Charles Mann, DT
83— † Tony Zendejas, K
† Jim Werbeckes, OG
† Tony Shaw, DB
85— † Greg Rea, OL
† Marty Zendejas, PK
† Pat Hunter, DB
86— † Henry Rolling, DE-LB
88— † Bernard Ellison, DB
90— † Bernard Ellison, DB
91— † Treamele Taylor, KR
91— † Matt Clifton, LB
- UNLV* (3)**
73— Mike Thomas, RB
74— Mike Thomas, RB
75— Joseph Ingersoll, DL
- NEW HAMPSHIRE (18)**
50— Ed Douglas, G
68— Al Whitman, DT
75— Kevin Martell, C
76— Bill Burnham, RB
77— Bill Burnham, RB
Grady Vigneau, OT
85— † Paul Dufault, OL
87— † John Driscoll, OL
91— † Barry Bourassa, RB
† Dwayne Sabb, LB
94— † Mike Foley, DL
97— † Jerry Azumah, RS/RB
98— † Jerry Azumah, RB
† Walter Jones, OL
2002— † Stephan Lewis, RB
04— † David Ball, WR
05— † David Ball, WR
† Jonathan Williams, TE
- NEW HAVEN (17)**
85— David Haubner, OL
87— Erik Lesinski, LB
88— Rob Thompson, OL
90— Jay McLucas, QB
92— Scott Emmert, OL
Roger Graham, RB
93— Roger Graham, RB
George Byrd, DB
Tony Willis, WR
94— Roger Graham, RB
95— Scott Riggs, LB
96— Jesse Showerda, QB
97— Mario DiDino, OL
Cazzie Kosciulek, QB
2000— Steve Cedor, LB
01— Idris Price, LB
02— Phil Bogle, OL
- TCNJ (7)**
74— Eric Hamilton, C
83— John Aromando, WR
91— Chris Shaw, C
97— Jim Haines, OL
Tom Ruggia, DL
98— Tom Ruggia, DL
2003— Michael Sykes, DL
- N.M. HIGHLANDS (8)**
66— Carl Garrett, HB
67— Carl Garrett, HB
68— Carl Garrett, HB
81— Jay Lewis, DL
85— Neil Windham, LB
86— Tim Salz, PK
93— Rus Bailey, WR
96— Jamar Nailor, WR

- NEWBERRY (3)**
40— Dominic Collangelo, B
81— Stan Stanton, DL
97— Anthony Heatley, OL
- NICHOLLS ST. (9)**
76— Gerald Butler, OE
77— Rusty Rebowe, LB
81— † Dwight Walker, WR
82— † Clint Conque, LB
84— † Dewayne Harrison, TE
86— † Mark Carrier, WR
94— † Darryl Pounds, DB
2002— † LeJuan Walker, RS
03— † Chris Crawford, RS
- NICHOLS (1)**
81— Ed Zywiem, LB
- NORFOLK ST. (6)**
79— Mike Ellis, DB
89— Arthur Jimmerson, LB
94— James Roe, WR
95— James Roe, WR
Aaron Sparrow, QB
2004— † Kevin Talley, LB
- NORTH ALA. (28)**
82— Don Smith, C
84— Daryl Smith, DB
85— Bruce Jones, DB
90— James Davis, LB
Mike Nord, OL
92— Harvey Summerhill, DB
93— Jeff Redcross, DL
Tyrone Rush, RB
Jeff Surbaugh, OL
Ronald McKinnon, LB
94— Jon Thompson, OL
Ronald McKinnon, LB
Marcus Keyes, DL
95— Jon Thompson, OL
Israel Raybon, DE
Ronald McKinnon, LB
Marcus Keyes, DL
96— Gerald Smith, DB
97— Reginald Ruffin, LB
Marcus Hill, DB
2003— Will Hall, QB
04— Evan Oglesby, CB
Kendrick Triplett, DL
Anthony Merritt, RS
05— Lance Ancar, C
Anthony Merritt, KR
Blake Farris, DL
- N.C. A&T (10)**
69— Merl Code, DB
70— Melvin Holmes, OT
81— † Mike West, OL
86— † Ernest Riddick, NG
88— † Demetrius Harrison, LB
93— † Ronald Edwards, OL
95— † Jamain Stephens, OL
97— † Chris McNeil, DL
2001— † Curtis DeLoatch, RS
† Qasim Mitchell, OL
- N.C. CENTRAL (5)**
68— Doug Wilkerson, MG
69— Doug Wilkerson, OT
74— Charles Smith, DE
88— Earl Harvey, QB
96— Tommy Dorsey, LB
- NORTH CENTRAL (ILL.) (2)**
97— Jim Witte, OL
2005— Lenny Radtke, LB
- NORTH DAKOTA (37)**
55— Steve Myhra, G
56— Steve Myhra, G
63— Neil Reuter, T
65— Dave Lince, DE
66— Roger Bonk, LB
71— Jim LeClair, LB
Dan Martinsen, DB
72— Mike Deutsch, RB
75— Bill Deutsch, RB
79— Paul Muckenhirn, TE
80— Todd Thomas, OT
81— Milson Jones, RB
89— Cory Solberg, PK
91— Shannon Burnell, RB
93— Shannon Burnell, RB
Kevin Robson, OL

- 94— Mike Mooney, LB
95— Dave Hillesheim, DE
96— Juan Gomez-Tagle, PK
Mark Callahan, DL
Tim Tibesar, LB
97— Phillip Moore, RB
Jim Kleinsasser, TE
98— Jim Kleinsasser, TE
Phillip Moore, RB
99— Kelly Howe, DB
2000— Cameron Peterka, PK
Cameron Peterka, PK
01— Travis O'Neel, LB
Dan Graf, AP
03— Ben Olson, OL
Digger Anderson, LB
Chris Kuper, OL
Digger Anderson, LB
05— Jeff Glas, PK
Chris Kuper, OL
Digger Anderson, LB
- NORTH DAKOTA ST. (34)**
34— Melvin Hanson, B
46— Cliff Rothrock, C
66— Walt Odegaard, MG
67— Jim Ferge, LB
68— Jim Ferge, DT
Paul Hachett, B
Paul Hachett, HB
69— Joe Cichy, DB
70— Joe Cichy, DB
74— Jerry Dahl, DE
76— Rick Budde, LB
77— Lew Curry, OL
81— Wayne Schluchter, DB
82— Cliff Carmody, OG
Steve Garske, LB
83— Mike Whetstone, OG
84— Greg Hagfors, C
86— Jeff Bentrif, QB
Jim Dick, LB
87— Mike Favor, C
88— Matt Tracy, OL
Mike Favor, C
Yorrick Byers, LB
Phil Hansen, DL
Chris Simdorn, QB
93— Scott Fuchs, OL
T.R. McDonald, WR
95— Brad Servais, OL
97— Sean Fredricks, LB
99— Tim Strehlow, AP
2000— Lamar Gordon, RB
01— Leif Murphy, DL
Richard Lewis, KR
04— † Rob Hunt, C
- NORTH PARK (2)**
72— Greg Nugent, OE
90— John Love, QB
- NORTH TEXAS* (6)**
47— Frank Whitlow, T
51— Ray Renfro, DB
83— † Ronnie Hickman, DE
† Rayford Cooks, DL
88— † Rex Johnson, DL
90— † Mike Davis, DL
- NORTHEASTERN (6)**
72— Tom Rezzuti, DB
78— Dan Ross, TE
96— † Jerome Daniels, OL
2001— † L.J. McKansas, RB
03— † Liam Ezekiel, LB
04— † Liam Ezekiel, LB
- NORTHEASTERN ST. (7)**
69— Manuel Britto, HB
71— Roosevelt Manning, DT
74— Kevin Goodlet, DB
82— Cedric Mack, WR
94— Ricky Ceasar, DL
2000— Rod Kelly, DL
02— Micah Lomas, OL
- NORTHERN ARIZ. (22)**
66— Rick Ries, LB
67— Bill Hanna, DE
68— Larry Small, OG
77— Larry Friedrichs, OL
Tom Jurich, K
78— Jerry Lumpkin, LB
79— † Ed Judie, LB

- 82— † Pete Mandley, WR
 83— † Pete Mandley, WR
 ‡ James Gee, DT
 86— † Goran Lingmerth, PK
 89— † Darrell Jordan, LB
 93— † Terry Belden, P
 95— † Rayna Stewart, DB
 ‡ Kevin O'Leary, P
 ‡ Ben Petrucci, DL
 96— † Archie Amerson, RB
 ‡ Ricky Pearsall, PR
 97— † Dan Finn, OL
 2002— † Mark Gould, P
 03— † Mark Gould, P
 04— † Paul Ernster, P

NORTHERN COLO. (27)

- 68— Jack O'Brien, DB
 80— Todd Volkart, DT
 81— Brad Wimmer, OL
 82— Mark Mostek, OG
 ‡ Kevin Jelden, PK
 89— Vance Lechman, DB
 90— Frank Wainwright, TE
 92— David Oliver, OL
 93— Jeff Pease, LB
 94— Jeff Pease, LB
 95— Tony Ramirez, OL
 ‡ Tim Bowie, DB
 96— Tony Ramirez, OL
 ‡ Delano Washington, DB
 97— Aaron Smith, DL
 ‡ Dirk Johnson, DB
 98— Aaron Smith, DL
 ‡ Scott Zimmerman, LB
 99— Cortie McGuffey, QB
 ‡ Jamie Heiner, LB
 2000— Ryan Burkholder, OL
 02— Anthony Dunn, DL
 ‡ Cabel Rohloff, LB
 03— † Vincent Jackson, WR
 04— † Vincent Jackson, WR
 ‡ Reed Doughty, DB
 05— † Reed Doughty, DB

NORTHERN ILL.* (2)

- 62— George Bork, B
 63— George Bork, B

UNI (25)

- 52— Lou Bohnsack, C
 60— George Asleson, G
 61— Wendell Williams, G
 64— Randy Schultz, FB
 65— Randy Schultz, FB
 67— Ray Pedersen, MG
 75— Mike Timmermans, OT
 85— Joe Fuller, DB
 87— † Carl Boyd, RB
 90— † Brian Mitchell, PK
 91— † Brian Mitchell, PK
 92— † Kenny Shedd, WR
 ‡ William Freaney, LB
 94— † Andre Allen, LB
 95— † Dedric Ward, WR
 96— † Dedric Ward, WR
 99— † Brad Meester, C
 ‡ Mike Furrey, WR
 2000— † Eddie Berlin, WR
 ‡ Ryan Helming, QB
 ‡ Ryan Doak, DB
 01— † MacKenzie Hoambrecker, PK
 ‡ Adam Vogt, LB
 02— † MacKenzie Hoambrecker, PK
 05— † Tanner Varner, DB

NORTHERN MICH. (8)

- 75— Daniel Stencil, OL
 76— Maurice Mitchell, FL
 77— Joseph Stemo, DB
 82— George Works, RB
 87— Jerry Woods, DB
 88— Jerry Woods, DB
 99— Ty Hartung, P
 2000— Mark Dugas, OL

NORTHERN ST. (1)

- 76— Larry Kolbo, DL

NORTHWEST MO. ST. (24)

- 39— Marion Rogers, G
 84— Steve Hansley, WR
 89— Jason Agee, DB

- 96— Matt Uhde, DL
 97— Chris Greisen, QB
 98— Twan Young, DB
 ‡ Aaron Crowe, LB
 ‡ Chris Greisen, QB
 ‡ Steve Coppinger, C
 ‡ Aaron Becker, DL
 99— Tony Miles, AP
 ‡ David Purnell, PK
 ‡ Chad Thompson, OG
 2000— Andy Erpelding, OT
 ‡ Tony Miles, AP/WR
 ‡ Aaron Becker, DL
 ‡ Brian Williams, LB
 ‡ Seth Wand, OL
 01— Seth Wand, OL
 02— Seth Wand, OL
 03— Jamaica Rector, WR
 04— Jamaica Rector, WR
 ‡ Luis Berlanga, PK
 ‡ Adam Long, LB
 05— Dave Tollefson, DL

N'WESTERN (IOWA) (1)

- 71— Kevin Korvor, DE

NORTHWESTERN ST. (19)

- 66— Al Dodd, DB
 80— † Warren Griffith, C
 ‡ Joe Delaney, RB
 81— † Gary Reasons, LB
 82— † Gary Reasons, LB
 83— † Gary Reasons, LB
 84— † Arthur Berry, DT
 87— † John Kulakowski, DE
 91— † Andre Carron, LB
 92— † Adrian Hardy, DB
 ‡ Marcus Spears, OL
 93— † Marcus Spears, OL
 97— † Tony Maranto, DB
 98— † Jermaine Jones, DB
 99— † Mike Green, DB
 2000— † Terrence McGee, PR
 02— † Roy Locks, DL
 04— † Jamall Johnson, LB
 05— † Tory Collins, DL

NORTHWOOD (5)

- 73— Bill Chandler, DT
 74— Bill Chandler, DT
 98— Tyrone Nelson, OL
 2004— Martell Foster, DB
 ‡ Chris Wilson, DL

NORWICH (3)

- 79— Milt Williams, RB
 84— Beau Almodobar, WR
 85— Mike Norman, OL

OBERLIN (2)

- 45— James Boswell, B
 2003— Quammie Semper, DB

OCCIDENTAL (6)

- 76— Rick Fry, FL
 77— Rick Fry, SE
 82— Dan Osborn, P
 83— Ron Scott, DB
 89— David Hodges, LB
 90— Peter Tucker, OL

OHIO* (2)

- 35— Art Lewis, T
 60— Dick Grecni, C

OHIO NORTHERN (10)

- 95— LaVant King, WR
 96— Jerry Adams, DB
 98— Steve Vagedes, P
 99— Jamal Robertson, RB
 ‡ Kory Allen, OL
 ‡ Jeremy Presar, DB
 ‡ Steve Vagedes, P/WR
 2000— Jamal Robertson, RB
 04— Jason Trusnik, DL
 05— Wes Hostetler, KR

OHIO WESLEYAN (8)

- 34— John Turley, B
 51— Dale Bruce, OE
 71— Steve Dutton, DE
 83— Eric DiMartino, LB
 90— Jeff Court, OG
 ‡ Neil Ringers, DL

- 91— Kevin Rucker, DL
 96— Craig Anderson, LB

OKLA. PANHANDLE (2)

- 82— Tom Rollison, DB
 83— Tom Rollison, DB

OTTERBEIN (4)

- 82— Jim Hoyle, K
 90— Ron Severance, WR
 91— Ron Severance, WR
 2001— Jeff Gibbs, TE

OUACHITA BAPTIST (2)

- 79— Ezekiel Vaughn, LB
 2001— T.J. Bingham, DL

PACIFIC (4)

- 34— Cris Kjeldsen, G
 47— Eddie LeBaron, B
 48— Eddie LeBaron, B
 49— Eddie LeBaron, B

PACIFIC LUTHERAN (12)

- 40— Marv Tommervik, B
 41— Marv Tommervik, B
 47— Dan D'Andrea, C
 52— Ron Billings, DB
 65— Marvin Peterson, C
 78— John Zamberlin, LB
 85— Mark Foege, PK
 ‡ Tim Shannon, DL
 88— Jon Kral, DL
 2000— Chad Johnson, QB
 02— Kyle Brown, WR
 03— Casey Carlson, LB

PENN (10)

- 86— † Marty Peterson, OL
 88— † John Zinser, OL
 90— † Joe Valerio, OL
 93— † Miles Macik, WR
 94— † Pat Goodwillie, LB
 95— † Miles Macik, WR
 ‡ Tom McGarrity, DL
 96— † Mitch Marrow, DL
 2001— † Jeff Hatch, OL
 03— † Chris Clark, OL

PEPPERDINE (2)

- 47— Darwin Horn, B
 55— Wixie Robinson, G

PERU ST. (4)

- 52— Robert Lade, OT
 53— Robert Lade, T
 81— Alvin Holder, RB
 91— Tim Herman, DL

PIKEVILLE (1)

- 2005— Antwan Marsh, DB

PILLSBURY (1)

- 85— Calvin Addison, RB

PITTSBURG ST. (37)

- 61— Gary Snadon, B
 70— Mike Potchard, OT
 78— Brian Byers, OL
 88— Jesse Wall, OL
 89— John Roderique, LB
 90— Ron West, WR
 91— Ron West, WR
 92— Ronald Moore, RB
 93— Doug Bullard, OL
 94— Andy Sweet, LB
 ‡ Chris Brown, DB
 95— Phil Schepens, OT
 ‡ B.J. McGivern, LB
 ‡ Chris Brown, DB
 ‡ Bob Goltra, OL
 ‡ Sean McNamara, OL
 ‡ Brian Moorman, P
 ‡ Ben Peterson, DE
 ‡ Brian Moorman, P
 99— Andrew Poling, DB
 2000— Wes Baker, LB
 01— Matt Howard, OL
 ‡ Earl Henry, LB
 ‡ Aaron McConnell, DL
 02— Daniel Chappell, PK
 ‡ Eric Johnson, C
 ‡ Aaron McConnell, DL
 03— Tyrone Armstrong, OG
 ‡ Aaron McConnell, DL

- 04— Nathan Baker, OL
 ‡ Germaine Race, RB
 ‡ Chad Weeks, OL
 ‡ Ryan Meredith, DL
 ‡ Chad Miller, LB
 05— Germaine Race, RB
 ‡ Brandon Twito, TE
 ‡ Chad Weeks, OL

PLYMOUTH ST. (8)

- 74— Robert Gibson, DB
 82— Mark Barrows, LB
 83— Joe Dudek, RB
 84— Joe Dudek, RB
 85— Joe Dudek, RB
 91— Scott Allen, LB
 94— Colby Compton, LB
 95— Colby Compton, LB

POMONA-PITZER (1)

- 74— Larry Cenotto, QB

PORTLAND ST. (19)

- 76— June Jones, QB
 77— Dave Stief, OE
 79— † Stuart Gausson, SE
 ‡ Kurt Ijanoff, OT
 80— † Neil Lomax, QB
 84— Doug Mikolas, DL
 88— Bary Naone, TE
 ‡ Chris Crawford, QB
 89— Darren Del'Andrae, QB
 91— James Fuller, DB
 92— John Charles, QB
 93— Rick Cruz, LB
 94— Sam Peoples, DB
 ‡ Jesus Moreno, OT
 ‡ Steve Papin, RB
 98— † Bobby Singh, OL
 2000— † Charles Dunn, RB
 01— † Terry Charles, WR
 05— † Joe Rubin, RB

PRAIRIE VIEW (2)

- 64— Otis Taylor, OE
 70— Bivian Lee, DB

PRESBYTERIAN (11)

- 45— Andy Kavounis, G
 46— Hank Caver, B
 52— Joe Kirven, OE
 68— Dan Eckstein, DB
 71— Robert Norris, LB
 78— Roy Walker, OL
 79— Roy Walker, OL
 83— Jimmie Turner, LB
 2001— Todd Cunningham, QB
 ‡ D.J. Humphries, WR
 05— Marcus Brisbone, OL

PRINCETON (6)

- 87— † Dean Cain, DB
 89— † Judd Garrett, RB
 92— † Keith Elias, RB
 93— † Keith Elias, RB
 2001— † Taylor Northrop, PK
 05— † Jay McCareins, DB

PRINCIPIA (1)

- 93— Matt Newton, WR

PUGET SOUND (9)

- 56— Robert Mitchell, G
 63— Ralph Bauman, G
 66— Joseph Peyton, OE
 75— Bill Linnenkohl, LB
 76— Dan Kuehl, DL
 81— Bob Jackson, MG
 82— Mike Bos, WR
 83— Larry Smith, DB
 87— Mike Oliphant, RB

RANDOLPH-MACON (9)

- 47— Albert Oley, G
 57— Dave Young, G
 79— Rick Eades, DL
 80— Rick Eades, DL
 84— Cody Dearing, QB
 88— Aaron Boston, OL
 96— Tim Armoska, LB
 98— Chuck Davis, DL
 99— Sean Eaton, WR

REDLANDS (5)

77— Randy Van Horn, OL
 92— James Shields, DL
 2002— Sean Lipscomb, P
 Jeff Thomas, DB
 03— Wil Goff, DL

RENSELAEER (5)

96— Scott Cafarelli, OL
 98— Krishnaun Gilmore, RB
 99— Chris Swartz, DB
 2004— Jon Branche, TE
 05— Jon Branche, TE

RHODE ISLAND (9)

55— Charles Gibbons, T
 82— †Richard Pelzer, OL
 83— †Tony DeLuca, DL
 84— †Brian Forster, TE
 85— †Brian Forster, TE
 †Tom Ehrhardt, QB
 90— †Kevin Smith, DB
 92— †Darren Rizzi, TE
 96— †Frank Ferrara, DL

RHODES (5)

36— Henry Hammond, E
 38— Gaylon Smith, B
 76— Conrad Bradburn, DB
 85— Jim Hever, PK
 88— Larry Hayes, OL

RICHMOND (6)

84— †Eddie Martin, OL
 97— †Shawn Barber, LB
 †Marc Megna, DL
 98— †Marc Megna, DT
 †Eric King, OL
 2000— †Eric Beatty, OL

RIPON (7)

57— Peter Kasson, E
 75— Dick Rehbein, C
 76— Dick Rehbein, OL
 79— Art Peters, TE
 82— Bob Wallner, OL
 95— Jim Wallace, DB
 2000— Nate Kok, DB

ROANOKE (1)

38— Kenneth Moore, E

ROBERT MORRIS (1)

2004— †James Noel, LB

ROCHESTER (7)

51— Jack Wilson, DE
 52— Donald Bardell, DG
 67— Dave Ragusa, LB
 75— Ralph Gebhardt, DB
 90— Craig Chodak, P
 92— Brian Laudadio, DL
 93— Geoff Long, DL

ROCKHURST (1)

41— Joe Kiernan, T

ROCKY MOUNTAIN (1)

2001— Travis Salter, DB

ROLLINS (1)

40— Charles Lingerfelt, E

ROSE-HULMAN (2)

77— Gary Ellis, DB
 92— Todd Holthaus, PK

ROWAN (14)

78— Dino Hall, RB
 93— Bill Fisher, DL
 95— LeRoi Jones, LB
 97— Terrick Grace, DB
 98— Jarryn Avery, OL
 99— John Gavlick, LB
 Jarryn Avery, OL
 Cornelius White, DL
 2000— Ron Gibson, DB
 01— Tony Racioppi, QB
 Rob Rieck, OL
 02— Gerrit Tosh, DL
 04— Scott Blum, OL
 05— Brian Bond, DL

SACRAMENTO ST. (9)

64— William Fuller, OT
 91— Troy Mills, RB
 Jim Crouch, PK
 92— Jon Kirksey, DL

98— †Charles Roberts, RB
 99— †Charles Roberts, RB
 †Jon Osterhout, OL
 2000— †Charles Roberts, RB
 04— †Fred Amey, RS

SAGINAW VALLEY (10)

81— Eugene Marve, LB
 84— Joe Rice, DL
 90— David Cook, DB
 92— Bill Schafer, TE
 97— Paul Spicer, DL
 Kent Kraatz, OT
 Lamar King, DL
 2000— Brian Dolph, WR
 04— Todd Herremans, OL
 05— John DiGiorgio, LB

ST. AMBROSE (5)

40— Nick Kerasiotis, G
 51— Robert Flanagan, B
 58— Robert Webb, B
 87— Jerry Klosterman, DL
 97— Craig Shepherd, OL

ST. BONAVENTURE (2)

46— Phil Colella, B
 48— Frank LoVuola, E

ST. CLOUD ST. (8)

85— Mike Lambrecht, DL
 95— Randy Martin, RB
 96— Randy Martin, RB
 97— Mike McKinney, WR
 2002— Matt Huebner, TE
 Ben Nelson, WR
 03— Keith Heckendorf, QB
 05— Charlie Cosgrove, DL

ST. JOHN FISHER (4)

2003— Brad Keem, DL
 04— Mark Robinson, RB
 Will Bean, PK
 Mike Fox, LB

ST. JOHN'S (MINN.) (21)

65— Pat Whalin, DB
 79— Ernie England, MG
 82— Rick Bell, RB
 83— Chris Biggins, TE
 91— Pat Mayew, QB
 93— Burt Chamberlin, OL
 Jim Wagner, DL
 Jim Wagner, DL
 Chris Palmer, WR
 96— Jesse Redepenning, OL
 98— Brandon Novak, LB
 99— Brandon Novak, LB
 Phil Barry, P
 2000— Nathan Kirschner, TE
 Chris Salvato, OL
 02— Blake Elliott, AP/WR
 Jeremy Hood, DL
 Cam McCambridge, LB
 Blake Elliott, WR
 Jeremy Hood, DE
 05— Damien Dumonceaux, DL

ST. JOHN'S (N.Y.) (1)

83— Todd Jamison, QB

ST. LAWRENCE (2)

51— Ken Spencer, LB
 77— Mitch Brown, DB

ST. MARY (KAN.) (1)

86— Joe Brinson, RB

ST. MARY'S (CAL.) (7)

79— Fran McDermott, DB
 80— Fran McDermott, DB
 88— Jon Bruff, TE
 92— Mike Estrella, PK
 2001— †Travis White, DL
 02— †Nathan Frowsing, OL
 †Weston Borba, DB

ST. MARY'S (TEX.) (1)

36— Douglas Locke, B

ST. NORBERT (7)

57— Norm Jarock, B
 64— Dave Jauquet, DE
 2000— Jerimiah Janssen, DL
 01— Jerimiah Janssen, LB
 02— Kevin O'Malley, OL
 03— Joe Masciopinto, DB
 Seth Schussler, TE

ST. OLAF (3)

53— John Gustafson, E
 78— John Nahorniak, LB
 80— Jon Anderson, DL

ST. THOMAS (MINN.) (12)

45— Theodore Molitor, E
 48— Jack Salscheider, B
 84— Neal Guggemos, DB
 85— Neal Guggemos, DB
 90— Gary Trettel, RB
 91— Kevin DeVore, OL
 94— Ryan Davis, TE
 95— Ryan Davis, TE
 96— Ryan Collins, TE
 97— Ryan Collins, TE
 2002— Sean O'Leary, DL
 05— Andrew Ubbelhode, B

SALISBURY (8)

82— Mark Lagowski, LB
 84— Joe Mammano, OL
 85— Robb Disbennett, QB
 86— Tom Kress, DL
 95— Mark Hannah, LB
 2002— Beau Ridgway, OL
 04— Brad DeHaven, LB
 05— Brett Wehnert, OL

SAM HOUSTON ST. (8)

49— Charles Williams, E
 52— Don Gottlob, B
 91— †Michael Bankston, DL
 2001— †Jonathon Cooper, WR
 †Keith Heinrich, TE
 †Keith Davis, DB
 04— †Lance Garner, PK
 05— †Corey Roberts, TE

SAMFORD (6)

36— Norman Cooper, C
 94— †Anthony Jordan, AP
 2002— †Cortland Finnegan, RS
 03— †Efre Hill, WR
 04— †Efre Hill, WR
 05— †Cortland Finnegan, DB

SAN DIEGO (4)

73— Bob Dulich, QB
 81— Dan Herbert, DB
 92— Robert Ray, P
 2003— †Eric Rasmussen, QB

SAN DIEGO ST.* (6)

35— John Butler, G
 66— Don Horn, QB
 67— Steve Duich, OT
 Haven Moses, OE
 68— Fred Dryer, DE
 Lloyd Edwards, B

SAN FRANCISCO (1)

42— John Sanchez, T

SAN FRAN. ST. (7)

51— Robert Williamson, OT
 60— Charles Fuller, B
 67— Joe Koontz, OE
 76— Forest Hancock, LB
 78— Frank Duncan, DB
 82— Poncho James, RB
 84— Jim Jones, TE

SAN JOSE ST.* (2)

38— Lloyd Thomas, E
 39— LeRoy Zimmerman, B

SANTA CLARA (8)

64— Lou Pastorini, LB
 71— Ronald Sani, C
 79— Jim Leonard, C
 80— Brian Sullivan, K
 82— Gary Hoffman, OT
 83— Alex Vlahos, C
 Mike Rosselli, LB
 Brent Jones, TE

SAVANNAH ST. (3)

79— Timothy Walker, DL
 89— Shannon Sharpe, TE
 96— Britt Henderson, DB

SEWANEE (9)

63— Martin Agnew, B
 73— Mike Lumpkin, DE
 77— Nino Austin, DB
 79— John Hill, DB
 80— Mallory Nimocs, TE

81— Greg Worsowicz, DB
 86— Mark Kent, WR
 90— Ray McGowan, DL
 99— Antonio Crook, OL

SHAW (1)

2004— Chris Peavy, LB

SHENANDOAH (1)

2002— Gregg Anderson, DB

SHEPHERD (6)

98— James Rooths, KR
 99— Damian Beane, RB
 James Rooths, KR
 2000— James Rooths, DB
 Dalevon Smith, RB
 Dan Peters, DB

SHIPPENSBURG (8)

53— Robert Adams, G
 91— Jeff Ficks, DB
 94— Doug Seidenstricker, DB
 99— Jamie Ware, WR
 2001— Chad Oberholzer, DL
 04— John Kuhn, RB
 Brent Grimes, DB
 Brent Grimes, DB

SIENA (2)

95— †Reggie Greene, AP
 97— †Reggie Greene, RB

SIMON FRASER (1)

90— Nick Mazzoli, WR

SIMPSON (9)

89— Ricky Gales, RB
 96— Brent Parrott, DB
 Chris Whiney, OT
 97— Jeremy Whalen, DL
 98— Guy Leman, RB
 Clint Head, OL
 2003— Mike Donnerwerth, P
 Kyle Westphal, DB
 04— Jason Ripke, DL

SLIPPERY ROCK (8)

74— Ed O'Reilly, RB
 75— Jerry Skocik, TE
 76— Chris Thull, LB
 77— Bob Schrantz, TE
 78— Bob Schrantz, TE
 85— Jeff Williams, P
 97— Dave Sabolcik, OL
 98— Matt Kinsinger, DL

SONOMA ST. (3)

86— Mike Henry, LB
 92— Larry Allen, OL
 93— Larry Allen, OL

SOUTH CAROLINA ST. (25)

67— Tyrone Caldwell, DE
 71— James Evans, LB
 72— Barney Chavous, DE
 73— Donnie Shell, DB
 75— Harry Carson, DE
 76— Robert Sims, DL
 77— Ricky Anderson, RB
 79— †Phillip Murphy, DL
 80— †Edwin Bailey, OL
 81— †Anthony Reed, FB
 †Dwayne Jackson, DL
 82— †Dwayne Jackson, DE
 †Anthony Reed, RB
 †Ralph Green, OT
 †John Courtney, DT
 83— †Ralph Green, OT
 89— †Eric Douglas, OL
 91— †Robert Porcher, DL
 93— †Anthony Cook, DE
 94— †Anthony Cook, DL
 96— †Raleigh Roundtree, OL
 97— †Chartric Darby, DL
 98— †Jermaine Derricott, DB
 2001— †Derek Harrison, LB
 05— †Rondreikas Darby, KR

SOUTH DAKOTA (16)

68— John Kohler, OT
 69— John Kohler, OT
 71— Gene Macken, OG
 72— Gary Kipling, OG
 78— Bill Moats, DB
 79— Benjamin Long, LB

83— Kurt Seibel, K
86— Jerry Glinsky, C
Todd Salat, DB
88— Doug VanderEsch, LB
97— Brent Petersen, DL
2000— Russel Burwell, DB
04— Brian Alderson, OL
05— Brian Alderson, OL
Wes Beschoner, QB
A.J. Schable, DL

SOUTH DAKOTA ST. (17)
67— Darwin Gonnerman, HB
68— Darwin Gonnerman, FB
74— Lynn Boden, OT
77— Bill Matthews, DE
79— Charles Loewen, OL
84— Rick Wegher, RB
85— Jeff Tiefenthaler, WR
86— Jeff Tiefenthaler, WR
91— Kevin Tetzlaff, OL
92— Doug Miller, LB
93— Adam Timmerman, DL
94— Jake Hines, TE
Adam Vinatieri, P
Adam Timmerman, OL
96— Tom O'Brien, P
99— Josh Ranek, RB
2001— Josh Ranek, RB

SOUTH DAKOTA TECH (1)
73— Charles Waite, DB

SOUTH FLA.* (1)
98— †Bill Gramatica, PK

SOUTHEAST MO. ST. (7)
37— Wayne Goddard, T
94— †Doug Berg, DL
95— †Frank Russell, DB
97— †Angel Rubio, DL
2002— †Willie Ponder, WR
03— †Eugene Amano, OL
05— †David Simonhoff, P

SOUTHEASTERN LA. (3)
70— Ronnie Hornsby, LB
83— †Bret Wright, P
85— †Willie Shepherd, DL

SOUTHEASTERN OKLA. (3)
2004— Drew Beard, QB
Kevin Burton, C
Reggie Johnson, DL

SOUTHERN U. (9)
70— Isiah Robertson, LB
72— James Wright, OG
73— Godwin Turk, LB
79— †Ken Times, DL
87— †Gerald Perry, OT
93— †Sean Wallace, DB
95— †Kendell Shello, DL
2000— †Michael Hayes, WR
03— †Lenny Williams, DB

SOUTHERN ARK. (7)
84— Greg Stuman, LB
85— Greg Stuman, LB
97— Fred Perry, LB
98— Jason Williams, PK
2001— Eddie Key, LB
02— Nik Lewis, WR
03— Nik Lewis, AP

SOUTHERN CONN. ST. (11)
82— Mike Marshall, DB
83— Kevin Gray, OL
84— William Sixsmith, LB
86— Rick Atkinson, DB
91— Ron Leconte, OL
92— Steve Lawrence, LB
94— Anthony Idone, OL
95— †Joe Andruzzi, DL
96— Joe Andruzzi, OL
2000— Damon Richardson, DB
02— Jacques Cesaire, DL

SOUTHERN ILL. (10)
70— Lionel Antoine, OE
71— Lionel Antoine, OE
83— †Donnell Daniel, DB
†Terry Taylor, DB
96— †Mark Gagliano, P
99— †Cornell Craig, WR
2002— †Mo Abdulqaadir, RB
03— †Alexis Moreland, DB

04— †Elmer McDaniel, OL
05— †Arkee Whitlock, RB

SOUTHERN MISS.* (4)
53— Hugh Pepper, B
56— Don Owens, T
58— Robert Yenko, E
59— Hugh McInnis, E

SOUTHERN ORE. ST. (3)
75— Dennis Webber, LB
99— Griff Yates, RB
2003— Dusty McGrorty, RB

SOUTHERN UTAH (10)
79— Lane Martino, DL
87— Jeff McComb, P
89— Randy Bostic, C
90— Randy Bostic, C
95— †Micah Deckert, TE
97— †Jimmy Brimmer, LB
99— †John Uriarte, OL
†Josh Roberts, DB
2000— †Matt Cannon, QB
†Randy Clark, OL

SOUTHWEST MINN. ST. (2)
87— James Ashley, WR
91— Wayne Hawkins, DE

SOUTHWESTERN (KAN.) (2)
82— Tom Audley, DL
84— Jackie Jensen, RB

SOUTHWESTERN OKLA. (2)
77— Louis Blanton, DB
82— Richard Lockman, LB

SPRINGFIELD (18)
68— Dick Dobbert, C
70— John Curtis, OE
76— Roy Samuelsen, MG
78— Jack Quinn, DB
79— Jack Quinn, DB
80— Steve Foster, OT
81— Jon Richardson, LB
83— Wally Case, DT
Ed Meachum, TE
85— Jim Anderson, LB
91— Fran Papasadero, DL
94— Matt Way, OL
96— Jamie McGourty, DL
98— John Cena, OL
2000— Matt Sallilia, OG
02— Greg Switaj, PK
03— Brian Dewey, OG
04— Brian Dewey, OL

STEPHEN F. AUSTIN (17)
51— James Terry, DE
79— Ronald Haynes, DL
85— James Noble, WR
86— †Darrell Harkless, DB
88— †Eric Lokey, LB
89— †David Whitmore, DB
93— †Cedric Walker, DB
95— †Joey Wylie, OL
†Lee Kirk, OL
†Damiyon Bell, DB
96— †Jeremiah Trotter, LB
97— †Mikhael Ricks, WR
†Jeremiah Trotter, LB
98— †Chad Stanley, P
99— †Ka Ron Coleman, PR
2003— †Brent Hafford, DB
05— †Keldrick Holman, DB

STILLMAN (1)
2002— James Patrick, DB

STONY BROOK (2)
87— Chuck Downey, DB
88— David Lewis, P

SUL ROSS ST. (2)
65— Tom Nelson, DE
88— Francis Jones, DB

SUSQUEHANNA (6)
51— James Hazlett, C
90— Keith Henry, DL
92— Andy Watkins, LB
96— Jeremy Ziesloft, DB
99— Antonio Nash, DB
2003— Mark Bartosic, WR

SWARTHMORE (1)
89— Marshall Happer, OL

TAMPA (5)
65— John Perry, DB

68— Ron Brown, MG
70— Leon McQuay, RB
71— Ron Mikolajczyk, OT
Sammy Gellerstedt, MG

TENN.-MARTIN (3)
68— Julian Nunnamaker, OG
88— Emanuel McNeil, DL
91— Oscar Bunch, TE

TENNESSEE ST. (23)
67— Claude Humphrey, DT
68— Jim Marsalis, DB
69— Joe Jones, DE
70— Vernon Holland, OT
71— Cliff Brooks, DB
Joe Gilliam, QB
72— Robert Woods, OT
Waymond Bryant, LB
73— Waymond Bryant, LB
Ed Jones, DE
74— Cleveland Elam, DE
81— †Mike Jones, WR
†Malcolm Taylor, DT
82— †Walter Tate, OL
86— †Onzy Elam, LB
90— †Colin Godfrey, P
93— †Brent Alexander, DB
98— †Tyrone Butterfield, WR
99— †Lamar Carter, DL
†Avion Black, RS
†Michael Thompson, OL
2003— †Charles Anthony, RB
04— †Charles Anthony, RB

TENNESSEE TECH (15)
52— Tom Fann, OT
59— Tom Hackler, E
60— Tom Hackler, E
61— David Baxter, T
69— Larry Schreiber, HB
71— Jim Youngblood, LB
72— Jim Youngblood, LB
74— Elois Grooms, DE
76— Ed Burns, OT
89— †Ryan Weeks, PK
96— †Robert Taylor, DB
2001— †Joey Bishop, OL
†D.J. Bleisath, DL
04— †Frank Omiyale, OL
†Brandon Shelby, DB

TENN. WESLEYAN (1)
92— Derrick Scott, PK

TEXAS-ARLINGTON (5)
66— Ken Ozee, DT
67— Robert Diem, OG
Robert Willbanks, S
83— †Mark Cannon, C
84— †Bruce Collie, OL

TEX. A&M-COMMERCE (22)
38— Darrell Tully, B
53— Bruno Ashley, G
58— Sam McCord, B
59— Sam McCord, B
68— Chad Brown, OT
70— William Lewis, C
72— Curtis Wester, OG
73— Autry Beamon, DB
84— Alan Veingrad, OG
88— Kim Morton, DL
90— Terry Bagsby, DL
91— Eric Turner, DB
Dwayne Phorne, OL
92— Eric Turner, DB
Pat Williams, DB
93— Fred Woods, LB
Billy Watkins, PK
95— Kevin Mathis, DB
96— Kevin Mathis, DB
99— Antonio Wilson, LB
2003— Chris Miller, P
J.D. Hearn, LB

TEX. A&M-KINGSVILLE (61)
40— Stuart Clarkson, C
41— Stuart Clarkson, C
59— Gerald Lambert, G
60— William Crafts, T
62— Douglas Harvey, C
63— Sid Blanks, B
65— Randy Johnson, QB
66— Dwayne Nix, OE
67— Dwayne Nix, OE

68— Dwayne Nix, OE
Ray Hickl, OG
70— Dwight Harrison, DB
Margarito Guerrero, MG
71— Eldridge Small, OE
Levi Johnson, DB
Ernest Price, DE
74— Don Hardeman, RB
75— David Hill, TE
76— Richard Ritchie, QB
Larry Grunewald, LB
77— Larry Collins, RB
John Barefield, DE
78— Billy John, OT
79— Andy Hawkins, LB
80— Don Washington, CB
81— Durwood Roquemore, DB
82— Darrell Green, DB
83— Loyd Lewis, OG
84— Neal Lattue, PK
85— Charles Smith, C
86— Johnny Bailey, RB
Moses Horn, OG
87— Johnny Bailey, RB
Moses Horn, OG
88— Rod Mounts, OL
Johnny Bailey, RB
John Randle, DL
Johnny Bailey, RB
90— Keithen DeGrate, OL
91— Brian Nielsen, OL
92— Earl Dotson, OL
93— Anthony Phillips, DB
Moke Simon, DL
Jeff Rodgers, C
Kevin Dogins, C
95— Jermene Mayberry, OT
Jaime Martinez, OG
Kevin Dogins, C
Todd Perkins, OT
96— Chris Hensley, LB
97— Cedric Johnson, DB
98— Cliff Clemons, OL
Robert Garza, C
2000— Robert Garza, C
01— Kiah Johnson, LB
02— Mike Clay, DL
Nicholas Davis, DB
03— Kevin Palmer, RB
Eddie Moten, DB
04— Deandrae Fillmore, LB
05— Deandrae Fillmore, LB

TEXAS LUTHERAN (4)
73— David Wehmeyer, RB
74— D.W. Rutledge, LB
75— Jerry Ellis, OL
2004— Holt Storrer, PK

TEXAS SOUTHERN (3)
70— Nathaniel Allen, DB
76— Freddie Dean, OL
92— †Michael Strahan, DL

TEXAS ST. (16)
53— Pence Dacus, B
63— Jerry Cole, E
64— Jerry Cole, DB
72— Bob Daigle, C
75— Bobby Kotzur, DT
82— Tim Staskus, LB
83— Tim Staskus, LB
84— †Scott Forester, C
90— †Reggie Rivers, RB
91— †Ervin Thomas, C
94— †Don Wilkerson, RB
97— †Claude Mathis, RB
2000— †C.J. Carroll, DB
01— †Clenton Ballard, DL
04— †Cory Eloff, P
05— †Fred Evans, DL

TEXAS TECH* (2)
35— Herschel Ramsey, E
45— Walter Schlinkman, B

THIEL (2)
2001— Kennard Davis, DB
05— Dave Hendricks, OL

THOMAS MORE (5)
93— Mike Flesch, OL
96— Brent Moses, OL

97— Chris Wells, LB
 98— Chris Wells, LB
 2000— Will Castleberry, RB

TIFFIN (2)

93— Brian Diliberto, RB
 2003— Nate Washington, WR

TOLEDO* (1)

38— Dan Buckwick, G

TOWSON (13)

75— Dan Dullea, QB
 76— Skip Chase, OE
 77— Randy Bielski, DB
 78— Ken Snoots, SE
 82— Sean Landeta, P
 83— Gary Rubeling, DB
 84— Terry Brooks, OG
 85— Stan Eisentooth, OL
 86— David Haden, LB
 93— † Tony Vinson, RB
 94— † Mark Orlando, WR
 99— † Jamal White, WR
 2000— † Andrew Hollingsworth, DL

TRINITY (CONN.) (10)

35— Mickey Kobrosky, B
 36— Mickey Kobrosky, B
 55— Charles Sticka, B
 59— Roger LeClerc, C
 70— David Kiarsis, HB
 78— Pat McNamara, FL
 93— Eric Mudry, DB
 94— Greg Schramm, DB
 2003— Jared Carillo, OL
 05— Michael Blair, DL

TRINITY (TEX.) (19)

54— Alvin Beal, B
 55— Hubert Cook, C
 56— Milton Robichaux, E
 67— Marvin Upshaw, DT
 94— James Vallerie, LB
 96— John Beckwith, LB
 97— Paul Morris, PK
 Danny Palmer, G
 98— David Coney, DL
 99— David Coney, OL
 Ryan Deck, LB
 Mike Burton, QB
 2000— John Paul Visosky, LB
 01— Bill Smith, OL
 02— Roy Hampton, QB
 Gary Ihfe, C
 Jerheme Urban, WR
 Jason Leshikar, LB
 03— Jarrod Smith, DL

TROY* (23)

39— Sherrill Busby, E
 73— Mark King, C
 74— Mark King, C
 76— Perry Griggs, OE
 78— Tim Tucker, LB
 80— Willie Tullis, QB
 84— Mitch Geier, OG
 86— Freddie Thomas, DB
 87— Mike Turk, QB
 Freddie Thomas, DB
 94— † Bob Hall, OL
 95— † Bob Hall, OL
 96— † Pratt Lyons, DL
 † Kerry Jenkins, OL
 97— † Clifford Ivory, DB
 † Andy Swafford, KR
 98— † Marcus Spriggs, DL
 † Cleve Roberts, OL
 † Al Lucas, DT
 99— † Al Lucas, DT
 † Michael Moore, OT
 † Anthony Rabb, LB
 2000— † Lawrence Tynes, PK

TRUMAN (5)

60— Dale Mills, B
 65— Richard Rhodes, OT
 85— Chris Hegg, QB
 93— Mike Roos, DL
 96— Jarrett Anderson, RB

TUFTS (6)

34— William Grinnell, E
 76— Tim Whelan, RB
 78— Mark Buben, DL

79— Chris Connors, QB
 80— Mike Brown, OL
 86— Bob Patz, DL

TULSA* (1)

34— Rudy Prochaska, C

TUSCULUM (5)

94— Matt Schults, OL
 95— Eric Claridy, RB
 2002— Donald Amaker, RS
 03— Alan Dunn, OT
 Ricardo Colclough, DB/RS

TUSKEGEE (3)

98— Che' Bryant, DB
 99— Andre Dudley, DL
 2002— Drayton Florence, DB

UNION (N.Y.) (13)

39— Sam Hammerstrom, B
 82— Steve Bodmer, DL
 83— Tim Howell, LB
 84— Brian Cox, DE
 85— Anthony Valente, DL
 86— Rich Romer, DL
 87— Rich Romer, DL
 91— Greg Harrison, PK
 93— Marco Lainez, LB
 96— Roger Egbert, PK
 2001— Joshua Stinehour, DL
 03— Cliff Eisenhut, PK
 05— Tom Arcidiacono, RB

UNION (TENN.) (2)

41— James Jones, B
 42— James Jones, B

UPSALA (1)

64— Dick Giessuebel, LB

URSINUS (3)

96— Peter Hinckle, DB
 2000— Eric Cowie, DB
 01— Shearrod Duncan, RB

VALDOSTA ST. (16)

82— Mark Catano, OL
 86— Jessie Tuggle, LB
 89— Randy Fisher, WR
 90— Deon Searcy, DB
 93— Chris Hatcher, QB
 94— Chris Hatcher, QB
 96— Lance Funderburk, QB
 97— Richard Freeman, DL/DE
 2000— Dusty Bonner, QB
 C.J. Lofton, TE

01— Dusty Bonner, QB
 Tully Payne, C
 02— C.J. Lofton, TE
 04— Torrey Howard, OL
 Will Rhody, PK

05— Tim Thompson, DL

VALPARAISO (6)

51— Joe Pahr, B
 71— Gary Puetz, OT
 72— Gary Puetz, OT
 76— John Belskis, DB
 85— Mike Healey, WR
 99— † Eric Kenesie, DB

VILLANOVA (13)

88— † Paul Berardelli, OL
 89— † Bryan Russo, OL
 91— † Curtis Eller, LB
 92— † Curtis Eller, LB
 94— † Tyrone Frazier, LB
 96— † Brian Finneran, WR
 97— † Brian Finneran, WR
 † Chris Boden, QB
 98— † Brian Westbrook, AP/WR
 2000— † Brian Westbrook, AP/RS
 01— † Eamonn Allen, OL
 † Brian Westbrook, RB/AP
 05— † Brian Hulea, LB

VMI (4)

88— † Mark Stock, WR
 95— † Thomas Haskins, RB
 96— † Thomas Haskins, RB
 2000— † Richard Holland, KR

VIRGINIA ST. (6)

71— Larry Brooks, DT
 84— John Greene, LB
 85— James Ward, DL

98— Damon Thompson, AP
 99— Damon Thompson, WR
 2005— P.J. Berry, KR

VIRGINIA UNION (15)

73— Herb Scott, OG
 74— Herb Scott, OG
 75— Anthony Leonard, DB
 77— Frank Dark, DB
 79— Plummer Bullock, DE
 80— William Dillon, DB
 81— William Dillon, DB
 82— William Dillon, DB
 83— Larry Curtis, DT
 88— Leroy Gause, LB
 91— Paul DeBerry, DB
 Kevin Williams, LB
 99— Ronald Hardge, DB
 2001— Ralph Hunter, DB
 03— Reymond Murphy, RS

WABASH (8)

76— Jimmy Parker, DB
 77— David Harvey, QB
 81— Pete Metzelaars, TE
 88— Tim Pliske, PK
 89— Mike Funk, WR
 2002— Ryan Short, TE
 Nate Boulais, LB
 Blair Hammer, DT

WAGNER (10)

67— John Glostein, OT
 80— Phil Theis, OL
 81— Alonzo Patterson, RB
 82— Alonzo Patterson, RB
 83— Selwyn Davis, OT
 86— Charles Stinson, DL
 87— Rich Negrin, OT
 88— Terry Underwood, RB
 91— Walter Lopez, PK
 99— † Rick Sarille, AP

WARTBURG (7)

94— Jamey Parker, OL
 Vince Penningroth, DL
 95— Vince Penningroth, DL
 2001— Joel Demro, OL
 03— Cody Kelley, DB/WR
 Vince King, DL
 04— Brian McIntire, DB

WASHBURN (3)

64— Robert Hardy, DB
 88— Troy Slusser, WR
 2005— Fletcher Terrell, DB

WASHINGTON-ST. LOUIS (8)

72— Shelby Jordan, LB
 73— Stu Watkins, OE
 74— Marion Stallings, DB
 88— Paul Matthews, TE
 94— Matt Gomric, LB
 95— Chris Nalley, DB
 96— Chris Nalley, DB
 99— Tim Runnalls, DL

WASH. & JEFF. (18)

84— Ed Kusko, OL
 87— A.J. Pagano, RB
 91— Chris Babirad, RB
 Gilbert Floyd, DB
 92— Chris Babirad, RB
 Todd Pivnick, OL
 Kevin Pintar, OL
 93— Jason Moore, OL
 Shawn Prendergast, LB
 94— Matt Szczypinski, DL
 Mike Jones, OL
 Mike Brooder, DL
 Mike Jones, OL
 96— Dan Primrose, DL
 2002— Roger Snyder, RS
 03— Frank Pilato, DB
 04— Frank Pilato, DB
 05— Aaron Krepps, WR

WASH. & LEE (6)

76— Tony Perry, OE
 81— Mike Pressler, DL
 83— Glenn Kirschner, OL
 86— John Packett, OL
 95— Robert Hall, DL
 2005— Stuart Sitterson, KR

WAYNE ST. (NEB.) (3)

84— Herve Roussel, PK
 85— Ruben Mendoza, OL
 95— Brad Ottis, DL

WAYNESBURG (1)

41— Nick George, G

WEBER ST. (22)

66— Ronald McCall, DE
 Lee White, FB
 Jim Schmedding, OG
 69— Carter Campbell, DE
 70— Henry Reed, DE
 71— David Taylor, OT
 77— Dennis Duncanson, DB
 78— Dennis Duncanson, DB
 Randy Jordan, WR
 80— † Mike Humiston, LB
 89— † Peter Macon, WR
 91— † Jamie Martin, QB
 † Alfred Pupunu, WR
 93— † Pat McNarney, TE
 95— † Pokey Eckford, WR
 96— † Scott Shields, DB
 97— † Cameron Quayle, TE
 † Scott Shields, DB/AP
 98— † Scott Shields, DB
 2000— † Ryan Prince, TE
 04— † Brady Fosmark, DL
 05— † Paul McQuistan, OL

WESLEY (9)

91— Fran Naselli, KR
 95— Brandon Steinheim, RB
 96— Brandon Steinheim, RB
 Demetrius Stevenson, DL
 97— Nate Casella, LB
 99— Sean McCullin, OL
 2001— Jason Visconti, QB
 04— Rocky Myers, DB
 05— Mario Harris, DB

WESLEYAN (CONN.) (7)

46— Bert VanderClute, G
 48— Jack Geary, T
 72— Robert Heller, C
 Robert Heller, C
 76— John McVicar, DL
 77— John McVicar, DL
 99— Matt Perceval, WR

WEST ALA. (5)

82— Charles Martin, DT
 84— Andrew Fields, WR
 87— Ronnie Glanton, DL
 93— Matt Carman, WR
 97— John Sedely, PK

WEST CHESTER (11)

52— Charles Weber, DG
 58— Richard Emerich, T
 61— Joe Iacone, B
 62— Joe Iacone, B
 72— Tim Pierantozzi, QB
 76— William Blystone, RB
 87— Ralph Tamm, OL
 88— Bill Hess, WR
 92— Lee Woodall, DL
 98— Kevin Ingram, WR
 99— Kevin Ingram, WR

WEST GA. (8)

96— Byron Slack, TE
 97— Corey Jarrells, DB
 Chris Williams, OT
 98— Chris Williams, OL
 2000— Abed Taha, OL
 01— Nate Coggins, DB
 02— Marquis Floyd, DB
 05— Kelvin Morris, LB

WEST LIBERTY ST. (1)

97— Greg Dailer, WR

WEST TEX. A&M (6)

86— Stan Carraway, WR
 90— Mark Bounds, P
 94— Brad Bailey, WR
 Brian Hurley, OL
 95— Jon Mason, P
 2005— Pat McCoy, OL

WEST VIRGINIA* (1)

34— Tod Goodwin, E

WEST VA. TECH (3)

- 82— Elliott Washington, DB
86— Calvin Wallace, DL
89— Phil Hudson, WR

WEST VA. WESLEYAN (2)

- 36— George Mike, T
82— Jerry Free, T

WESTERN CARO. (15)

- 49— Arthur Byrd, G
71— Steve Williams, DT
73— Mark Ferguson, OT
74— Jerry Gaines, SE
Steve Yates, LB
84— † Louis Cooper, DL
† Kirk Roach, PK
† Steve Kornegay, P
85— † Clyde Simmons, DL
86— † Alonzo Carmichael, TE
† Kirk Roach, PK
87— † Kirk Roach, PK
93— † Kerry Hayes, KR/WR
98— † Eric Johnson, DB
† Ken Hinsley, P

WESTERN CONN. ST. (3)

- 99— Greg Boucher, DL
2000— Jason Plachcinski, OT
Greg Boucher, DL

WESTERN ILL. (31)

- 59— Bill Larson, B
61— Leroy Jackson, B
74— John Passananti, OT
76— Scott Levenhagen, TE
Greg Lee, DB
77— Craig Phalen, DT
78— Bill Huskisson, DL
80— Mike Maher, TE
Don Greco, OG
83— † Chris Gunderson, MG
84— † Chris Gunderson, T
86— † Frank Winters, C
† Todd Auer, DL
88— † Marlin Williams, DL
93— † Rodney Harrison, DB
94— † Ross Schulte, P
97— † Aaron Stecker, RB
† Jason Grott, OL
98— † David Watson, DE
† David Bowns, DL
† James Milton, LB
99— † Edgerton Hartwell, LB
2000— † Edgerton Hartwell, LB
† Mike Scifres, P
02— † Justin Langan, PK
† R.J. Luke, TE
† Brian Caesar, DL
† Mike Scifres, P
03— † Mike O'Brien, DL
† Lee Russell, LB
04— † Justin Langan, PK

WESTERN KY. (29)

- 64— Dale Lindsey, LB
70— Lawrence Brame, DE
73— Mike McKoy, DB
74— John Bushong, DL
Virgil Livers, DB
75— Rick Green, LB
77— Chip Carpenter, OL
80— † Pete Walters, OG
† Tim Ford, DL
81— † Donnie Evans, DE
82— † Paul Gray, LB
83— † Paul Gray, LB
87— † James Edwards, DB
88— † Dean Tiebout, OL
† Joe Arnold, RB
95— † Brian Bixler, C
97— † Patrick Goodman, OL
98— † Patrick Goodman, C
2000— † Bobby Sippio, DB
† Melvin Wisham, LB
01— † Erik Dandy, LB
† Mel Mitchell, DB
02— † Chris Price, OL
† Sherrod Coates, LB
03— † Buster Ashley, OL
† Matt Lange, PK
† Erik Dandy, LB
04— † Buster Ashley, OL
05— † Erik Losey, OL

WESTERN MICH.* (1)

- 82— † Matt Meares, OL

WESTERN N.M. (4)

- 83— Jay Ogle, WR
88— Pat Maxwell, P
97— Anthony Gray, RB
98— Anthony Gray, RB

WESTERN ORE. (2)

- 2000— Brian Crawford, OL
05— Kevin Boss, TE

WESTERN ST. (12)

- 56— Bill Rhodes, B
78— Bill Campbell, DB
80— Justin Cross, OT
84— Jeff Guy, P
92— Reggie Alexander, WR
94— Derren Bryan, OL
96— Ben Kern, TE
Kurt Clay, DB
97— Shane Carwin, LB
2001— Josh Hotchkiss, LB
03— Chaumont Bouknight, RB
Travis Snyder, PK

WESTERN WASH. (5)

- 51— Norman Hash, DB
79— Patrick Locker, RB
95— Orlando Steinauer, DB
2000— Erik Totten, RS
02— Michael Koenen, P

WESTFIELD ST. (1)

- 2001— Josue Zamora, LB

WESTMINSTER (MO.) (6)

- 97— Scott Pingel, WR
98— Scott Pingel, WR
Logan Stanley, TE
Justin Peery, QB
99— Scott Pingel, WR
Justin Peery, QB

WESTMINSTER (PA.) (10)

- 73— Robert Pontius, DB
77— Rex Macey, FL
82— Gary DeGruttola, LB
83— Scott Higgins, DB
86— Joe Keane, LB
88— Kevin Myers, LB
89— Joe Micchia, QB
90— Brad Tokar, RB
91— Brian Delorenzo, DL
92— Matt Raich, LB

WHEATON (ILL.) (15)

- 55— Dave Burnham, B
58— Robert Bakke, T
77— Larry Wagner, LB
78— Scott Hall, QB
83— Keith Bishop, QB
95— Doug Johnston, OL
Chip Parrish, LB
96— Chip Parrish, LB
Mark Loeffler, WR
97— Chris Brown, OL
99— Chris Baughman, PK
2002— James Hoxworth, OL
03— James Hoxworth, OL
04— Brad Musso, W
05— Andrew Day, PK

WHITTIER (3)

- 38— Myron Claxton, T
62— Richard Peter, T
77— Michael Ciacci, DB

WHITWORTH (6)

- 52— Pete Swanson, OG
54— Larry Paradis, T
85— Wayne Ralph, WR
86— Wayne Ralph, WR
2000— Sky Blake, DL
05— Michael Allan, TE

WIDENER (21)

- 72— Billy Johnson, RB
73— Billy Johnson, RB
75— John Warrington, DB
76— Al Senni, OL
77— Chip Zawoiski, RB
79— Tom Deery, DB
80— Tom Deery, DB
81— Tom Deery, DB
82— Tony Stefanoni, DL

- 88— Dave Duffy, DL
94— O.J. McElroy, DL
Antoine Moore, DB
Blaise Coleman, LB
95— Bill Nourse, DL
98— Tom Eisenhower, LB
99— Jim Jones, WR
2000— Michael Coleman, WR
01— Jim Jones, WR
T.J. Hess, DB

- 02— Ryan Killian, DL
03— Thomas DeMoss, DL

WILKES (5)

- 73— Jeff Grandinetti, DT
93— Jason Feese, DL
97— J.J. Fadden, DL
2003— Brett Trichilo, RB
04— Brett Trichilo, RB

WILLAMETTE (15)

- 34— Loren Grannis, G
35— John Oravec, B
36— Richard Weisgerber, B
46— Marvin Goodman, E
58— William Long, C
59— Marvin Cisneros, G
64— Robert Burles, DT
65— Robert Burles, DT
69— Calvin Lee, LB
75— Gary Johnson, DL
82— Richard Milroy, DB
97— Kamell Eckroth-Bernard, DB
98— Brian Greer, OL
2004— Nate Matlock, DL

WILLIAM & MARY (14)

- 83— † Mario Shaffer, OL
86— † Michael Clemons, RB
89— † Steve Christie, P
90— † Pat Crowley, DL
93— † Craig Staub, DL
95— † Darren Sharper, DB
96— † Josh Beyer, OL
† Darren Sharper, DB
97— † Ron Harrison, DB
99— † Brett Sterba, PK
2000— † Raheem Walker, DL
02— † Dwight Beard, OL
03— † Rich Musinski, WR
04— † Lang Campbell, QB

WILLIAM JEWELL (4)

- 52— Al Conway, B
73— John Strada, OE
81— Guy Weber, DL
83— Mark Mundel, OL

WM. PATERSON (2)

- 92— Craig Paskas, DB
93— Craig Paskas, DB

WILLIAM PENN (1)

- 72— Bruce Polen, DB

WILLIAMS (9)

- 51— Charles Salmon, DG
69— Jack Maitland, HB
74— John Chandler, LB
78— Greg McAleenan, DB
90— George Rogers, DL
94— Bobby Walker, LB
95— Ethan Brooks, DL
2002— Scott Farley, SpT/DB
03— Graham Goldwasser, LB

WILMINGTON (OHIO) (5)

- 72— William Roll, OG
94— Jason Tincher, WR
2000— Antonio Broadnax, DB
01— Antonio Broadnax, DB
04— Brandon Tisdale, DL

WINGATE (1)

- 89— Jimmy Sutton, OT

WINONA ST. (9)

- 92— Dave Ludy, AP
94— Dave Ludy, AP
97— Jamey Hutchinson, DB
2002— Kevin Curtin, RS
Deric Sieck, LB
03— Kevin Curtin, RS
Deric Sieck, LB
04— Chris Samp, WR
05— Brian Hynes, WR

WINSTON-SALEM (9)

- 77— Cornelius Washington, DB
78— Tim Newsome, RB
84— Danny Moore, OG
87— Barry Turner, G
95— Richard Huntley, RB
96— LaTori Workman, DL
99— Thomas Washington, DL
2001— Stephon Kelly, DB
03— Brandon Hussey, RS

WIS.-EAU CLAIRE (1)

- 81— Roger Vann, RB

WIS.-LA CROSSE (20)

- 52— Ted Levanhagen, LB
72— Bryon Buelow, DB
78— Joel Williams, LB
83— Jim Byrne, DL
85— Tom Newberry, OL
88— Ted Pretasky, RB
89— Terry Strouf, OL
91— Jon Lauscher, LB
92— Norris Thomas, DB
Mike Breit, LB
93— Rick Schaaf, DL
95— Craig Kusick, QB
Erik Halverson, OL
96— Erik Halverson, OL
Mike Maslowski, LB
97— Ric Mathias, DB
99— Brock Ryan, DL
2000— Jeff Kostrewa, TE
Brian Portilia, DB
03— Andrew Moccadlo, RB

WIS.-MILWAUKEE (1)

- 70— Pete Papara, LB

WIS.-PLATTEVILLE (2)

- 73— William Vander Velden, DE
86— Mike Hintz, DB

WIS.-RIVER FALLS (6)

- 80— Gerald Sonsalla, OG
82— Roland Hall, LB
87— Greg Corning, RB
95— Brian Izdepski, OT
99— Joe Green, DL
2000— Michael Snowberry, C

WIS.-STEVENS POINT (9)

- 77— Reed Giordana, QB
81— Chuck Braun, WR
92— Randy Simpson, DB
93— Jimmy Henderson, RB
94— Randy Simpson, LB
97— Clint Kriewalt, LB
98— Clint Kriewalt, LB
99— Andy Palzkill, DB
2003— Scott Krause, QB

WIS.-STOUT (8)

- 79— Joseph Bullis, DL
2000— Jeff Hazuga, DL
Kevin McCulley, P
01— Tony Beckham, DB
02— Tyrone Rhone, DB
Jamie Spielman, LB
03— Ben Knepper, OL
05— Joe Seep, DB

WIS.-SUPERIOR (3)

- 66— Mel Thake, DB
83— Larry Banks, MG
85— Phil Eiting, LB

WIS.-WHITEWATER (12)

- 75— William Barwick, OL
79— Jerry Young, WR
82— Daryl Schleim, DE
90— Reggie White, OL
96— Derrick LeVake, OL
97— Derrick LeVake, OL
2003— Chad Nimm, OL
Chad Wurth, PK
04— Trey Bell, DB
05— Justin Beaver, RB
Brady Ramseyer, OL
Robb Widuch, LB

WITTENBERG (29)

- 62— Donald Hunt, G
63— Bob Cherry, E
64— Chuck Green, QB
68— Jim Felts, DE

73— Steve Drongowski, OT
 74— Arthur Thomas, LB
 75— Robert Foster, LB
 76— Dean Caven, DL
 78— Dave Merritt, RB
 79— Joe Govern, DL
 80— Mike Dowds, DE
 81— Bill Beach, DB
 83— Bryant Lemon, DL
 87— Eric Horstman, OL
 88— Ken Bonner, OT
 Eric Horstman, OL
 90— Jon Warga, RB
 92— Taver Johnson, LB
 93— Taver Johnson, LB
 Greg Brame, PK
 95— Ron Cunningham, OT
 Jimmy Watts, PK
 96— Xan Smith, OL
 97— Jonathan Farley, C
 Kent Rafey, LB
 Russ Fedyk, KR
 98— Ken Pope, DB
 99— Casey Donaldson, RB
 2005— Jacob Thomas, P

WOFFORD (21)

42— Aubrey Faust, E
 47— Ken Dubard, T
 49— Elbert Hammett, T
 51— Jack Beeler, DB
 57— Charles Bradshaw, B
 61— Dan Lewis, G
 70— Sterling Allen, OG
 79— Keith Kinard, OL
 90— David Wiley, OL
 91— Tom Colter, OL
 94— Brian Porzio, PK
 97— † Dan Williams, OL/C
 2002— † Anthony Jones, DL
 † Matt Nelson, DB
 03— † Eric Deutsch, OL
 † Bobby Gibbs, OL
 † Lee Basinger, DL
 † Matt Nelson, DB
 04— † Eric Deutsch, OL
 † Lee Basinger, DL
 05— † Katon Bethay, DL

WOOSTER (6)

79— Blake Moore, C
 99— Seth Duerr, LB

2000— Seth Duerr, LB
 03— Tony Sutton, RB
 04— Tony Sutton, RB
 Joe Kearney, DL

WPI (3)

97— Matt Surette, TE
 98— Matt Surette, TE
 2003— Miguel Concepcion, RS

WORCESTER ST. (5)

92— Chris Butts, DB
 93— Chris Butts, DB
 94— Brian Fitzpatrick, DB
 2000— Russ Watson, DL
 01— Russ Watson, DL

XAVIER (OHIO) (1)

51— Tito Carinci, LB

YALE (3)

84— † John Zanieski, DL
 2003— † Nate Lawrie, TE
 04— † Rory Hennessey, OL

YOUNGSTOWN ST. (28)

74— Don Calloway, DB
 75— Don Calloway, DB

78— Ed McGlasson, OL
 79— James Ferranti, OE
 Jeff Lear, OT
 80— Jeff Gergel, LB
 81— † Paris Wicks, RB
 82— † Paris Wicks, RB
 88— † Jim Zdelar, OL
 89— † Paul Soltis, LB
 90— † Tony Bowens, DL
 91— † Pat Danko, DL
 92— † Dave Roberts, DB
 93— † Drew Garber, OL
 † Tamron Smith, RB
 † Jeff Wilkins, PK
 94— † Randy Smith, KR
 † Leon Jones, LB
 † Lester Weaver, DB
 † Chris Sammarone, OL
 95— † Leon Jones, LB
 † Jermaine Hopkins, DL
 97— † Matt Hogg, OL
 † Harry Deligianis, DL
 99— † Ian Dominelli, LB
 2000— † Tim Johnson, LB
 01— † Pat Crummeay, OL
 † LeVar Greene, DB

NCAA Postgraduate Scholarship Winners

Following are football players who are NCAA postgraduate scholarship winners, whether or not they were able to accept the grant, plus all alternates (indicated by *) who accepted grants. The program began with the 1964 season. (Those who played in 1964 are listed as 1965 winners, those who played in 1965 as 1966 winners, etc.) To qualify, student-athletes must maintain a 3.000 grade-point average (on a 4.000 scale) during their collegiate careers, perform with distinction in varsity football and behave, on and off the field, in a manner that has brought credit to the student-athlete, his institution and intercollegiate athletics.

ABILENE CHRISTIAN

71— James Lindsey
 83— * Grant Feasel
 85— Daniel Remsberg
 86— * James Embry
 Craig Huff
 90— William Clayton

ADAMS ST.

2000—Ryan Hollingshead

ADRIAN

94— Jeffrey Toner

AIR FORCE

65— Edward Fausti
 67— James Hogarty
 68— Kenneth Zagzebski
 69— * Richard Rivers Jr.
 70— Charles Longnecker
 * Alfred Wurglitz
 71— Ernest Jennings
 Robert Parker Jr.
 72— Darryl Haas
 73— Mark Prill
 75— * Joseph Debes
 84— Jeffrey Kubiak
 86— Derek Brown
 88— Chad Hennings
 89— David Hlatky
 90— Steven Wilson
 91— Christopher Howard
 92— Ronald James
 93— Scott Hufford
 95— Preston McConnell
 96— Bret Cillessen
 97— Carlton Hendrix
 99— Charles Gilliam
 2000—Cale Bonds

UAB

97— John Rea
 2000—Lee Carter

ALABAMA

69— Donald Sutton
 72— John Musso Jr.
 75— Randy Hall
 80— Steadman Shealy
 2006—DeMeco Ryans

ALABAMA ST.

92— Edward Robinson Jr.

ALBANY (N.Y.)

88— * Thomas Higgins

ALBION

81— Joel Manby
 94— Michael Montico
 95— Jeffrey Shooks
 96— Timothy Schafer
 97— Kyle Klein
 98— Neil Johnson

ALBRIGHT

67— * Paul Chaiet

ALLEGHENY

65— David Wion
 92— Darren Hadlock
 97— Nicholas Reiser

ALMA

67— Keith Bird Jr.
 79— Todd Friesner
 99— Eric Brands
 2000—Dustin Armstrong

AMHERST

66— David Greenblatt
 76— Geoffrey Miller
 85— Raymond Nurme
 96— Gregory Schneider

ANGELO ST.

99— Kyle Kirk
 2002—Curry Dawson

APPALACHIAN ST.

78— Gill Beck
 93— D.J. Campbell

ARIZONA

69— William Michael Moody
 78— Jon Abbott
 80— Jeffrey Whitton
 88— Charles Cecil
 97— Wayne Wyatt

ARIZONA ST.

78— John Harris
 90— Mark Tingstad
 97— Devin Kendall
 98— Patrick Tillman

ARKANSAS

70— Terry Stewart
 71— William Burnett
 79— William Bradford Shoup
 85— * Mark Lee

ARKANSAS ST.

72— John Meyer
 77— Thomas Humphreys

ARKANSAS TECH

2001—Paul Peletz

ARMY

66— Samuel Champi Jr.
 68— Bohdan Neswiacheny
 69— James McCall Jr.
 Thomas Wheelock
 70— Theodore Shadid Jr.
 78— Curtis Downs
 81— * Stanley March
 86— Donald Smith
 Douglas Black
 88— William Conner
 90— Michael Thorson
 93— Michael McElrath
 95— Eric Oliver

ASHLAND

78— Daniel Bogden
 88— David Biondo
 90— Douglas Powell

AUBURN

66— John Cochran
 69— * Roger Giffin
 85— Gregg Carr
 90— James Lyle IV

AUGSBURG

90— Terry Mackenthun
 98— Ted Schultz

AUGUSTANA (ILL.)

69— * Jeffrey Maurus

71— Kenneth Anderson
 77— Joe Thompson
 86— Steven Sanders
 96— Thomas King
 97— Ryan Carpenter
 99— Chris Meskan
 2001—MacKenzie Hay
 03— Todd Baldwin

AUGUSTANA (S.D.)

72— Michael Olson
 75— David Zelinsky
 77— James Clemens
 78— Dee Donlin
 Roger Goebel
 90— * David Gubbrud
 91— Scott Boyens
 97— Mitchell Pruett

BALL ST.

67— * John Hostrawser
 73— Gregory Mack
 77— Arthur Yaroch
 84— Richard Chitwood
 88— Ronald Duncan
 90— Theodore Ashburn
 93— Troy Hoffer
 2004—Travis Barclay

BATES

79— Christopher Howard

BAYLOR

65— Michael Kennedy
 66— Edward Whiddon
 94— John Eric Joe

BENEDICTINE (ILL.)

70— David Cyr
 71— Thomas Danaher

BETHEL (MINN.)

2005—Matt Wassink

BOISE ST.

72— Brent McIver
 76— * Glenn Sparks
 79— Samuel Miller
 82— Kip Bedard
 92— Larry Stayner
 93— David Tingstad

BOSTON COLLEGE

66— * Lawrence Marzetti
 67— Michael O'Neill
 69— Gary Andrachik
 70— Robert Bouley

78— Richard Scudellari
87— Michael Degnan

BOSTON U.

69— Suren Donabedian Jr.
81— David Bengtson

BOWDOIN

65— Steven Ingram
67— Thomas Allen

BOWIE ST.

92— Mark Fitzgerald

BOWLING GREEN

77— Richard Preston
78— Mark Miller
91— Patrick Jackson

BRIDGEPORT

70— Terry Sparker

BRIDGEWATER (VA.)

2002—Matthew Huffman

BRIGHAM YOUNG

67— Virgil Carter
76— Orrin Olsen
77— * Stephen Miller
78— Gifford Nielsen
80— Marc Wilson
82— Daniel Plater
83— Bart Oates
84— Steve Young
85— Marvin Allen
89— Charles Cutler
94— Eric Drage
97— Chad Lewis

BROWN

65— John Kelly Jr.
70— James Lukens
74— Douglas Jost
75— William Taylor
77— Scott Nelson
78— Louis Cole
79— Robert Forster
82— Travis Holcombe
95— Rene Abdalah
2006—Nicolas Hartigan

BUCKNELL

71— * Kenneth Donahue
74— John Dailey
75— Steve Leskinen
77— Lawrence Brunt
85— David Kucera
93— David Berardinelli

BUENA VISTA

77— Steven Trost
87— Michael Habben
94— Cary Murphy

BUFFALO ST.

87— James Dunbar

BUTLER

72— George Yearsich
78— William Ginn
85— Stephen Kollias

C.W. POST

79— John Luchsinger

CALIFORNIA

66— William Krum
67— John Schmidt
68— Robert Crittenden
70— James Calkins
71— Robert Richards
83— Harvey Salem
94— Douglas Brien

UC DAVIS

76— Daniel Carmazzi
David Gellerman
77— Rolf Benirschke
79— Mark Markel
86— Robert Hagenau
90— * James Tomasin
92— Robert Kincade
Michael Shepard
93— Brian Andersen
97— Mark Grieb
99— Wesley Terrell

UC RIVERSIDE

72— Tyrone Hooks
74— Gary Van Jandegian

CAL LUTHERAN

90— * Gregory Maw

CAL POLY

69— William Creighton

CALTECH

67— William Mitchell
68— John Frazzini
74— Frank Hobbs Jr.

CANISIUS

84— Thomas Schott

CAPITAL

84— * Michael Linton

CARLETON

67— Robert Paarberg
73— Mark Williams
83— Paul Vaaler
93— Arthur Gilliland

CARNEGIE MELLON

80— Gusty Sunseri
91— Robert O'Toole
99— Jason Funke
2000—Mike Campie

CARROLL (WIS.)

77— Stephen Thompson
95— Christopher Klippel

CARSON-NEWMAN

2001—Charlie Walker Jr.

CARTHAGE

70— William Radakovitz

CASE RESERVE

89— Christopher Nutter
91— James Meek
2006—Santo Maimone IV

CENTRAL (IOWA)

71— Vernon Den Herder
87— Scott Lindell
89— Eric Perry
92— Richard Kacmarynski
96— Rick Sanger

CENTRAL ARK.

96— Brian Barnett
2004—Landon Trusty
06— Cory Cangelosi

CENTRAL MICH.

77— John Wunderlich
80— * Michael Ball
85— Kevin Egnatuk
88— Robert Stebbins
92— Jeffrey Bender

CENTRAL MO. ST.

99— Shane Meyer

CENTRAL WASH.

70— Danny Collins

CENTRE

69— Glenn Shearer
86— Casteel "Teel" Bruner II
88— * Robert Clark
90— James Ellington

CHADRON ST.

96— Corey Campbell

CHATTANOOGA

67— Harvey Ouzts
72— * Frank Webb
74— John McBryer
76— Russell Gardner

CHEYNEY

76— Steven Anderson

CHICAGO

86— * Bruce Montella
89— Paul Haar
94— Frank Baker

CINCINNATI

71— * Earl Willson

CITADEL

74— Thomas Leitner
79— Kenneth Caldwell
84— * William West IV
97— Derek Beres

CLAREMONT-M-S

68— Craig Dodel
70— * Gregory Long
71— Stephen Endemano

73— Christopher Stecher
74— Samuel Reece

CLEMSON

65— James Bell Jr.
68— James Addison
73— Benjamin Anderson
79— Stephen Fuller

COAST GUARD

73— Rodney Leis
74— Leonard Kelly
81— Bruce Hensel
89— * Ty Rinoski
* Jeffery Peters

90— Richard Schachner

91— John Freda

COE

67— Lynn Harris

COLBY

71— Ronald Lupton
Frank Apantaku

COLGATE

73— Kenneth Nelson
80— Angelo Colosimo
89— Donald Charney

COLORADO

93— James Hansen

COLORADO COL.

69— Steven Ehrhart
72— Randy Bobier
75— Bruce Kolbezen
84— Herman Motz III
97— Ryan Egeland
98— Christopher Smith

COLORADO MINES

66— Stuart Bennett
67— Michael Greensburg
Charles Kirby
75— David Chambers

COLORADO ST.

65— Russel Mowrer
76— Mark Driscoll
87— Stephan Bartalo
88— Joseph Brookhart
93— Gregory Primus
96— Gregory Myers
99— Nathaniel Kvamme

COLORADO ST.-PUEBLO

70— Gregory Smith
73— Collon Kennedy III

COLUMBIA

72— John Sefcik
80— Mario Biaggi Jr.

CONCORDIA-M/HEAD

2005—Jordan Talge

CONNECTICUT

77— * Bernard Palmer

CORNELL

68— Ronald Kipicki
72— Thomas Albright
84— Derrick Harmon

CORNELL COLLEGE

65— Steven Miller
72— David Hilmers
73— Robert Ash
79— Brian Farrell
Thomas Zinkula

81— * Timothy Garry

83— John Ward
93— Brent Sands
94— Matthew Miller
95— Mark McDermott
99— Matthew Weiss

DARTMOUTH

66— Anthony Yezer
68— Henry Paulson Jr.
69— Randolph Wallick
71— Willie Bogan
73— Frederick Radke
74— Thomas Csatari
* Robert Funk
77— Patrick Sullivan
89— Paul Sorensen
95— O. Josh Bloom
98— Dominic Lanza

DAVIDSON

66— Stephen Smith
71— Rick Lyon
72— Robert Norris
86— * Louis Krempel
97— John Cowan Jr.

DAYTON

73— Timothy Quinn
76— Roy Gordon III
83— * Michael Pignatiello
91— Daniel Sharley
2003—Mark Kasmer

DELAWARE

86— Brian Farrell

DELAWARE VALLEY

85— Daniel Glowatski

DELTA ST.

76— William Hood

DENISON

70— Richard Trumball
73— Steven Smiljanich
76— * Dennis Thome
78— David Holcombe
86— Brian Gearinger
88— Grant Jones
92— Jonathan Fortkamp
2000—Jon Dunhan

DePAUW

68— Bruce Montgomerie
78— Mark Frazer
81— Jay True
85— Richard Bonaccorsi
86— Anthony deNicola
92— Thomas Beaulieu
2000—Tyler Kelley

DICKINSON

66— Robert Averback
71— * John West
75— * Gerald Ulrich

DOANE

68— John Lothrop
70— Richard Held

DRAKE

73— Joseph Worobec

DREXEL

72— Blake Lynn Ferguson

DUBUQUE

82— Timothy Finn

DUKE

68— Robert Lasky
71— * Curt Rawley

EAST CARO.

92— Keith Arnold

EAST TENN. ST.

82— Jay Patterson

EASTERN KY.

78— Steven Frommeyer

EASTERN N.M.

66— Richard James

EASTERN WASH.

98— Steven Mattson

ELIZABETH CITY ST.

73— Darnell Johnson
80— David Nickelson

ELMHURST

80— Richard Green

EMORY & HENRY

82— Thomas Browder Jr.

EMPORIA ST.

2004—Tyler Paul

EVANSVILLE

75— David Mattingly
Charles Uhde Jr.
79— * Neil Saunders

FERRIS ST.

79— Robert Williams
93— Monty Brown

FLORIDA

72— Carlos Alvarez
77— Darrell Carpenter

85— Garrison Rolle
87— Bret Wiechmann
90— * Cedric Smith
91— Huey Richardson
95— Michael Gilmore
97— Danny Wuertfel
99— Terrance Jackson

FLORIDA ST.

88— David Palmer
91— David Roberts
94— Kenneth Alexander
95— Derrick Brooks
98— Daryl Bush

FORDHAM

91— Eric Schweiker

FORT HAYS ST.

94— David Foster
99— Clinton Albers
2002—Casey Seyfert

FRANK. & MARSH.

69— Frank deGenova
83— * Robert Shepardson
2004—Daniel Houseman

FRESNO ST.

70— * Henry Corda
74— Dwayne Westphal
83— William Griever Jr.

FROSTBURG ST.

2000—Marty Mood

FURMAN

77— Thomas Holcomb III
82— Charles Anderson
84— Ernest Gibson
86— * David Jager
87— Stephen Squire
90— Christopher Roper
92— Paul Siffri
Eric Von Walter
96— William Phillip Jones

GANNON

97— Patrick Rodkey

GEORGETOWN

75— James Chesley Jr.
98— Stephen Iorio
2000—Jim Gallagher

GEORGIA

68— Thomas Lawhorne Jr.
69— William Payne
71— Thomas Lyons
72— Thomas Nash Jr.
Raleigh Mixon Robinson
78— Jeffrey Lewis
80— Jeffrey Pyburn
81— Christopher Welton
84— Terrell Hoage
88— Kim Stephens
89— Richard Tardits
99— Matthew Stinchcomb
2003—Jonathan Stinchcomb

GA. SOUTHERN

2000—Voncillies Allen

GEORGIA TECH

68— William Eastman
75— James Robinson
81— Sheldon Fox
83— Ellis Gardner
86— John Ivmeyer
2003—Daniel Dyke

GETTYSBURG

70— * Herbert Ruby III
80— Richard Swartz
2003—Clifford Mason

GRAMBLING

73— Stephen Dennis

GRINNELL

72— Edward Hirsch
80— * Derek Muehrcke
2000—Troy Dougherty

GROVE CITY

95— Stephen Sems

GUST. ADOLPHUS

74— James Goodwin
81— * David Najarian
2002—Brian Bergstrom

HAMLIN

85— Kyle Aug
91— Robert Hackney

HAMPDEN-SYDNEY

78— * Wilson Newell
80— Timothy Maxa

HARVARD

68— Alan Bersin
71— * Richard Frisbie
75— Patrick McInally
76— William Emper
81— Charles Durst
85— Brian Bergstrom
87— Scott Collins

HAWAII

68— James Roberts
73— * Don Satterlee

HIRAM

68— Sherman Riemenschneider
74— Donald Brunetti

HOLY CROSS

84— * Bruce Kozerski
89— Jeffrey Wiley
91— John Lavalette

HOPE

74— Ronald Posthuma
80— Craig Groendyk
83— Kurt Brinks
85— * Scott Jecmen
98— Brandon Graham

HOUSTON

86— Gary Schoppe
87— Robert Brezina
99— Peter deGroot

IDAHO

67— Michael Lavens
Joseph McCollum Jr.
84— Boyce Bailey

IDAHO ST.

76— Richard Rodgers
92— Steven Boyenger

ILLINOIS

72— Robert Bucklin
73— Laurence McCarren Jr.
91— Curtis Lovelace
92— Michael Hopkins
93— John Wright
ILL. WESLEYAN
93— Christopher Bisailon
97— Lon Erickson

INDIANA

73— Glenn Scolnik
79— David Abrams
81— Kevin Speer

INDIANA (PA.)

78— * John Mihota
84— Kenneth Moore

INDIANA ST.

86— Jeffrey Miller

INDIANAPOLIS

76— Rodney Pawlik

IONA

81— Neal Kurtti
82— * Paul Rupp

IOWA

69— Michael Miller
76— Robert Elliott
78— Rodney Sears
86— Larry Station Jr.
88— Michael Flagg
89— Charles Hartlieb
99— Matthew Reischl
Derek Rose

IOWA ST.

70— William Bliss

JACKSON ST.

80— * Lester Walls

JACKSONVILLE ST.

79— Dewey Barker

JAMES MADISON

79— Warren Coleman
90— Mark Kiefer

JOHN CARROLL

2006—Douglas Phillips

JOHNS HOPKINS

73— Joseph Ouslander
74— Gunter Glocker
94— Stuart Markley
95— Michael House
99— Lawrence Gulotta

JUNIATA

72— Maurice Taylor
87— Robert Crossey

KANSAS

65— Ronald Oelschlager
69— David Morgan
72— Michael McCoy
73— John Schroll
78— Tom Fitch
87— Mark Henderson

KANSAS ST.

66— * Larry Anderson
83— James Gale
88— Matthew Garver

KENTUCKY

76— Thomas Ranieri
79— James Kovach
84— * Keith Martin
97— Michael Schellenberger

KENTUCKY ST.

68— James Jackson

KENYON

75— Patrick Clements

KNOX

88— Robert Monroe

LAFAYETTE

71— William Sprecher
76— Michael Kline
78— Victor Angeline III

LAMAR

73— * Richard Kubiak

LAWRENCE

68— Charles McKee
83— Christopher Matheus

LEBANON VALLEY

74— * Alan Shortell

LEHIGH

66— Robert Adelaar
68— Richard Miller
73— * Thomas Benfield
75— James Addonizio
76— * Robert Liptak
77— * Michael Yaszemski
80— David Melone

LONG BEACH ST.

84— Joseph Donohue

LA.-LAFAYETTE

71— * George Coussa

LA.-MONROE

93— Darren Rimmer
94— Robert Cobb
Michael Young

LSU

79— Robert Dugas
83— James Britt
88— Ignazio Albergamo
91— Solomon Graves
94— Chad Loup
95— Michael Blanchard
98— Chad Kessler
2006—Rudolph Niswanger

LUTHER

67— Thomas Altemeier
78— * Mark Larson
85— Larry Bonney

MARIETTA

98— Thomas Couhig

MARYLAND

78— Jonathan Claiborne

MARYVILLE (TENN.)

67— Frank Eggers II

MIT

91— Darcy Prather
92— Rodrigo Rubiano
93— Roderick Trantum

95— Corey Foster
99— Duane Stevens
2000—Nik Kozy
03— Keith Battocchi

McDANIEL

99— Thomas Lapato
2002—Jason Wingear

McNEESE ST.

81— Daryl Burckel
86— Ross Leger

MEMPHIS

77— * James Mincey Jr.

MERCHANT MARINE

70— Robert Lavinia
76— * John Castagna

MIAMI (FLA.)

90— Robert Chudzinski
91— Michael Sullivan

MICHIGAN

67— David Fisher
74— David Gallagher
81— * John Wangler
82— Norm Belts
84— Stefan Humphries
Thomas Dixon

86— Clayton Miller
87— Kenneth Higgins
93— Christopher Hutchinson
94— Marc Milia
98— Brian Griese
2000—Rob Renes

MICHIGAN ST.

69— Allen Brenner
70— Donald Baird
94— Steven Wasylk

MICHIGAN TECH

72— Larry Ras
74— Bruce Trusock
75— Daniel Rhude

MIDDLE TENN.

73— * Edwin Zaunbrecher

MIDDLEBURY

79— Franklin Kettle

MIDLAND LUTHERAN

76— Thomas Hale

MILLERSVILLE

92— Thomas Burns III

MILLIKIN

90— * Charles Martin

MILLSAPS

67— Edward Weller
73— * Russell Gill
92— David Harrison Jr.
99— Thomas Ingram

MINNESOTA

69— Robert Stein
71— Barry Mayer
73— Douglas Kingsriter
78— Robert Weber
99— Parc Williams

MINN. ST. MANKATO

70— Bernard Maczuga

MINN. ST. MOORHEAD

2000—Erik Pederson

MISSISSIPPI

66— Stanley Hindman
69— Steve Hindman
81— Kenneth Toler Jr.
86— Richard Austin
87— Jeffrey Noblin
88— Daniel Hoskins
89— Charles Walls
91— Todd Sandroni
2005—Rob Robertson

MISSISSIPPI COL.

80— Stephen Johnson
98— Joseph Bulcher
2000—Michael Brown

MISSISSIPPI ST.

69— William Nelson
73— Frank Dowsing Jr.
75— James Webb

77— William Coltharp
93— Daniel Boyd

MISSOURI

66— Thomas Lynn
67— James Whitaker
69— * Charles Weber
71— John Weisenfels
79— Christopher Garlich
82— Van Darkow
99— Jacob Stueve

MO.-ROLLA

69— Robert Nicodemus
73— Kim Colter
81— Paul Janke

MISSOURI ST.

80— Richard Suchenski
Mitchel Ware
85— Michael Armentrout
2000—Travis Brawner

MONMOUTH (ILL.)

72— Dale Brooks
90— Brent Thurness

MONTANA

75— Rock Svennungsen
79— Steven Fisher
84— Brian Salonen
91— Michael McGowan
96— David Dickenson
97— Michael Bouchee
Blaine McElmurry
98— Josh Branen
2000—Dallas Neil
01— Matt Thuesen
02— Vincent Huntsberger

MONTANA ST.

65— Gene Carlson
68— Russell Dodge
71— Jay Groepper
77— Bert Markovich
79— Jon Borchardt
James Mickelson
90— Derrick Isackson
92— Travis Annette
2003—Ryan Johnson

MORAVIAN

73— Daniel Joseph
94— Judson Frank

MOREHEAD ST.

92— James Appel

MORNINGSIDE

65— Larry White

MORRIS BROWN

83— Arthur Knight Jr.

MOUNT UNION

89— Paul Hrics
2000—Tom Bauer
01— Matt LaVerde
02— Charles Moore

MUHLENBERG

73— Edward Salo
76— Eric Butler
78— Mark Stull
81— Arthur Scavone
91— Michael Hoffman

MURRAY ST.

71— Matthew Haug
78— Edward McFarland
81— * Kris Robbins
90— Eric Crigler

NAVY

65— William Donnelly
69— William Newton
70— Daniel Pike
75— * Timothy Harden
76— Chester Moeller II
81— Theodore Dumbauld
2000—Terrence Anderson

NEBRASKA

70— Randall Reeves
71— * John Decker
72— Larry Jacobson
73— David Mason
74— Daniel Anderson
76— Thomas Heiser

77— Vince Ferragamo
78— Ted Harvey
79— James Pillen
80— Timothy Smith
81— Randy Schleusener
Jeffrey Finn

82— Eric Lindquist
85— Scott Strasburger
88— Jeffrey Jamrog
89— Mark Blazek
90— Gerald Gdowski

91— David Edeal
Patrick Tyrance Jr.

92— Patrick Engelbert
93— Michael Stigge
94— Trev Alberts
95— Robert Zatechka
96— Aaron Graham
97— Jonathan Hesse
98— Grant Wistrom
99— Joel Makovicka
2000—Tim DeBates

Brian Shaw
01— Kyle Vanden Bosch
04— Judd Davies
05— Chad Sievers

NEB.-OMAHA

84— Kirk Hutton
Clark Toner
Edward Thompson

NEB. WESLEYAN

97— Justin Rice
Bren Chambers
98— Dusten Olds
Chad Wemhoff
99— Ryan Shanesy
2003—Luke Klinker
06— Scott Keller

UNLV

95— Howard McGowan

NEW HAMPSHIRE

85— Richard Leclerc

NEW MEXICO

72— Roderick Long
76— Robert Berg
79— Robert Rumbaugh
83— George Parks

NEW MEXICO ST.

76— Ralph Jackson
77— * Joseph Fox
99— David Patterson

NORTH ALA.

82— * Warren Moore

NORTH CAROLINA

75— Christopher Kupec
81— William Donnalley
83— David Drechsler
91— Kevin Donnalley

N.C. CENTRAL

91— Anthony Cooley

NORTH CAROLINA ST.

75— Justus Everett
82— * Calvin Warren Jr.

NORTH DAKOTA

79— Dale Lian
81— Douglas Moen
82— Paul Franzmeier
85— Glen Kucera
88— Kurt Otto
89— Matthew Gulseth
93— Timothy Gelinske
97— Thomas Langer
Timothy Tibesar

2003—Kelby Klosterman

NORTH DAKOTA ST.

66— James Schindler
69— * Stephen Stephens
71— Joseph Cichy
75— Paul Cichy
84— Doug Hushka
89— Charles Stock
94— Arden Beachy
98— Sean Fredricks

NORTH TEXAS

68— Ruben Draper
77— Peter Morris
2006—Nicholas Bazaldua

NORTHERN ARIZ.

78— Larry Friedrichs
2000—Jake Crissup

NORTHERN COLO.

76— Robert Bliss
77— Peter Morris
91— Thomas Langer
2000—Corte McGuffey
04— Cable Rohloff
06— Reed Doughty

UNI

81— Owen Dockter

NORTHERN MICH.

73— Guy Falkenhagen
81— Phil Kessel
86— Keith Nelsen

NORTHWEST MO. ST.

82— Robert Gregory
97— Greg Teale

NORTHWESTERN

70— * Bruce Hubbard
74— Steven Craig
77— Randolph Dean
81— Charles Kern
96— Salvatore Valenzisi
Ryan Padgett
99— Barry Gardner

NORTHWESTERN ST.

95— John Dippel
2000—William Broussard
02— Grayson Tennisson

NORWICH

68— Richard Starbuck
74— Matthew Hincks

NOTRE DAME

67— Frederick Schnurr
68— James Smithberger
69— George Kunz
70— Michael Oriard
71— Lawrence DiNardo
72— Thomas Gatewood
73— Gregory Marx
74— David Casper
75— Peter Demmerle
Reggie Barnett

79— Joseph Restic
81— Thomas Gibbons
82— John Krimm Jr.
86— Gregory Dingsen
89— Reginald Ho
94— Timothy Ruddy

OCCIDENTAL

66— James Wanless
67— Richard Verry
69— John St. John
78— Richard Fry
80— * Timothy Bond
89— * Curtis Page
95— Davin Lundquist

OHIO

78— * Robert Weidaw
80— Mark Geisler

OHIO NORTHERN

79— Mark Palmer
82— Larry Egbert

OHIO ST.

65— Arnold Chonko
66— Donald Unverferth
67— Ray Pryor
69— David Foley
71— Rex Kern
74— Randolph Gradishar
76— Brian Baschnagel
77— William Lukens
80— James Laughlin
84— John Frank
85— David Crecelius
86— Michael Lanese
97— Greg Bellisari
2004—Benjamin Hartssock

OKLAHOMA

72— Larry Jack Mildren Jr.
73— Joe Wylie
81— Jay Jimerson
89— Anthony Phillips

91— Michael Sawatzky
2001—Nicholas Kempenich

OKLAHOMA ST.

83— * Doug Freeman
2003—Kyle Eaton

OLIVET

75— William Ziem

OREGON

79— * Willie Blasher Jr.
91— William Musgrave
2002—Ryan Schmid

OREGON ST.

69— William Enyart
69— * Jerry Belcher

PACIFIC

72— * Byron Cosgrove
78— Brian Peets
80— Bruce Filarsky

PENN

68— Ben Mortensen
95— Michael Turner
98— John Bishop
99— David Rader
2004—Peter Veldman

PENN ST.

66— Joseph Bellas
67— John Runnells III
71— Robert Holuba
72— David Joyner
73— Bruce Bannon
74— Mark Markovich
75— John Baiorunos
79— * Charles Correal
80— * Michael Guman
81— John Walsh
84— Harry Hamilton
85— Douglas Strange
87— Brian Silverling
90— Roger Thomas Duffy
94— Craig Fayak
95— Charles Pittman
2000—Travis Forney
03— Joseph Iorio

PITTSBURGH

79— Jeff Delaney
86— Robert Schilken
89— Mark Stepnoski

POMONA-PITZER

69— * Lee Piatek
77— Scott Borg
83— * Calvin Oishi
85— * Derek Watanabe
88— Edward Irick
93— Torin Cunningham

PORTLAND ST.

79— John Urness

PRINCETON

67— Charles Peters
69— Richard Sandler
70— Keith Mauney
76— Ronald Beible
81— Mark Bailey
83— Brent Woods
86— James Petrucci
87— John Hammond
97— Marc Washington Jr.
99— Alexander Sierk

PUGET SOUND

68— Stephen Doolittle
79— * Patrick O'Loughlin
83— * Anthony Threlkeld

PURDUE

70— Michael Phipps
74— Robert Hoffiezer
75— Lawrence Burton

RANDOLPH-MACON

98— Joseph Seetoo

REDLANDS

65— Robert Jones
97— Morgan Bannister

RENSELAE

67— Robert Darnall
69— John Contento

RHODES

71— John Churchill
79— * Philip Mischke
81— Jeffrey Lane
83— * Russell Ashford
85— * John Foropoulos
89— James Augustine
2002—Christopher Huff

RICE

81— * Lamont Jefferson
91— Donald Hollas
96— James Lamy

RICHMOND

86— Leland Melvin

RIPON

65— Phillip Steans
69— Steven Thompson
80— Thomas Klofta

ROBERT MORRIS

2005—Jonathan LeDonne

RUTGERS

90— Steven Tardy

SAGINAW VALLEY

2005—Neil Baumgartner

ST. CLOUD ST.

90— Richard Rodgers

ST. FRANCIS (PA.)

87— Christopher Tantlinger
99— Matthew Farabaugh

ST. JOHN'S (MINN.)

92— Denis McDonough
96— Christopher Palmer

ST. JOSEPH'S (IND.)

80— Michael Bettinger

ST. NORBERT

66— Michael Ryan
88— Matthew Lang

ST. PAUL'S

80— Gerald Hicks

ST. THOMAS (MINN.)

75— Mark Dienhart
97— Christopher Esterley
2000—Greg Kaiser
03— Jacob Barkley
Andrew Hilliard

SAN DIEGO

96— Douglas Popovich
2000—Michael Stadler
05— Todd Mortensen

SAN DIEGO ST.

99— Scott Auerbach

SANTA CLARA

72— Ronald Sani
77— Mark Tiernan
81— * David Alfaro
85— Alexis Vlahos
87— Patrick Sende

SEWANEE

65— Frank Stubblefield
66— Douglas Paschall
69— James Beene
71— John Popham IV
77— Dudley West
82— Gregory Worsowicz
Domenick Reina
83— Michael York
84— Michael Jordan
93— Jason Forrester
94— Frederick Cravens
96— Stephen Tudor
2003—Benjamin Tuck

SHIPPENSBURG

77— Anthony Winter

SIMPSON

71— Richard Clogg
74— Hugh Lickiss
90— Roger Grover
94— Chad Earwood

SLIPPERY ROCK

98— David Sabolcik Jr.
2000—Tim Kusniez

SOUTH CAROLINA

67— Steven Stanley Juk Jr.

SOUTH DAKOTA

79— Michael Schurrer
87— Todd Salat
93— Jason Seurer
2004—Jarrod Edelen

SOUTH DAKOTA ST.

80— Charles Loewen
81— Paul Kippley
88— Daniel Sonnek
95— Jacob Hines
2002—Joshua Ranek
04— Scott Connot

SOUTHEASTERN LA.

74— William Percy Jr.

SOUTHEASTERN OKLA.

2001—Joe Jones

SOUTHERN U.

70— Alden Roche

SOUTHERN CALIFORNIA

66— Charles Arrobio
69— Steven Sogge
70— Harry Khasigian
Steve Lehmer

74— Monte Doris

75— Patrick Haden

76— Kevin Bruce

78— Gary Bethel

80— Brad Budde

Paul McDonald

81— Gordon Adams

* Jeffrey Fisher

85— Duane Bickett

86— Anthony Colorito

* Matthew Koart

87— Jeffrey Bregel

90— John Jackson

96— Jeremy Hogue

97— Matthew Keneley

SMU

83— * Brian O'Meara

85— * Monte Goen

87— David Adamson

93— Cary Brabham

SOUTHERN MISS.

83— Richard Thompson

84— Stephen Carmody

SOUTHERN UTAH

92— Stephen McDowell

STANFORD

65— * Joe Neal

66— * Terry DeSylvia

68— John Root

71— John Sande III

72— Jackie Brown

74— Randall Polit

75— * Keith Rowen

76— Gerald Wilson

77— Duncan McColl

81— Milton McColl

84— John Bergren

85— Scott Carpenter

86— Matthew Soderlund

87— Brian Morris

88— Douglas Robison

95— Stephen Stenstrom

96— Eric Abrams

97— Marlon Evans

STONEHILL

93— Kevin Broderick

SUSQUEHANNA

77— Gerald Huesken

82— Daniel Distasio

2001—David Wonderlick

SWARTHMORE

72— Christopher Leinberger

83— * John Walsh

SYRACUSE

78— * Robert Avery

86— Timothy Green

94— Patrick O'Neill

95— Eric Chenoweth

TEMPLE

74— Dwight Fulton

TENNESSEE

71— Donald Denbo
Timothy Priest
77— Michael Mauck
81— Timothy Irwin
98— Peyton Manning

TENNESSEE TECH

2002—Grant Swallows

TEXAS

69— Corbin Robertson Jr.
71— Willie Zapalac Jr.
73— * Michael Bayer
74— Patrick Kelly
75— Wade Johnston
76— Robert Simmons
77— William Hamilton
97— Patrick Fitzgerald

TEXAS-ARLINGTON

69— Michael Baylor

UTEP

80— Eddie Forkerway
89— Patrick Hegarty
92— Robert Sesich

TEXAS A&M

69— Edward Hargett
71— David Elmendorf
72— Stephen Luebbehusen
88— Kip Corrington

TCU

67— John Richards
68— Eldon Gresham Jr.
73— Scott Walker
75— Terry Drennan
88— J. Clinton Hailey
2004—Nicholas Browne

TEXAS SOUTHERN

65— Leon Hardy

TEXAS ST.

82— Michael Miller

TEXAS TECH

65— James Ellis Jr.
68— John Scovell
75— Jeffrey Jobe
78— * Richard Arledge
85— * Bradford White
90— Thomas Mathiasmeier
2000—Jesse Cockrum

THOMAS MORE

98— Michael Bramlage Jr.

TOLEDO

82— Tad Wampfler
89— Kenneth Moyer
95— Chadd Dehn
97— Craig Dues
2002—Todd France
03— Christopher Tuminello

TOWSON

2003—Benjamin Whitacre

TRINITY (CONN.)

67— * Howard Wrzosek
68— Keith Miles

TRINITY (TEX.)

84— * Peter Broderick
95— Martin Thompson
98— Mark Byarlay
Jack Doran
2000—Bo Edwards

TROY

75— Mark King

TRUMAN

83— Roy Pettibone
99— Thomas Hernandez
2004—Tameem Yehyawi

TUFTS

65— Peter Smith
70— Robert Bass
79— * Don Leach
80— * James Ford
82— * Brian Gallagher
87— Robert Patz
92— Paulo Oliveira

TULSA

67— * Larry Williams
75— James Mack Lancaster II
98— Levi Gillen

TUSKEGEE

68— James Greene

UCLA

67— * Raymond Armstrong
Dallas Grider
70— Gregory Jones
74— Steven Klosterman
76— John Sciarra
77— Jeffrey Dankworth
78— John Fowler Jr.
83— Cormac Carney
84— Richard Neuheisel
86— Michael Hartmeier
90— Richard Meyer
93— Carlton Gray
96— George Kase
99— Shawn Stuart
Christian Sailer
2000—Danny Farmer

UNION (N.Y.)

88— Richard Romer

UTAH

81— James Baldwin
93— Steven Young
95— Jason Jones
2001—Kimball Christianson
05— Morgan Scalley

UTAH ST.

67— Ronnie Edwards
68— Garth Hall
70— Gary Anderson
76— Randall Stockham

VALDOSTA ST.

95— Christopher Hatcher

VALPARAISO

75— * Richard Seall

VANDERBILT

73— Barrett Sutton Jr.
75— Douglas Martin
2003—Hunter Hillenmeyer

VILLANOVA

77— David Graziano
89— Richard Spugnardi

VIRGINIA

67— Frederick Jones
83— Patrick Chester
94— Thomas Burns Jr.
96— Patrick Jeffers
98— Stephen Phelan Jr.

VMI

79— Robert Bookmiller
80— Richard Craig Jones

VIRGINIA TECH

73— Thomas Carpenito
97— Brandon Semonos

WABASH

74— * Mark Nicolini
81— * Melvin Gore
83— David Broecker
87— James Herrmann
92— William Padgett

WAKE FOREST

70— Joseph Dobner
74— * Daniel Stroup
76— Thomas Fehring
78— * Michael McGlamry
83— Philip Denfeld
87— Toby Cole Jr.

WARTBURG

75— Conrad Mandsager
76— James Charles Peterson
82— * Rod Feddersen
94— Koby Kreinbring
96— Vincent Penningroth
2005—Mark Giesmann

WASHINGTON

65— William Douglas
67— Michael Ryan
72— * James Krieg
73— John Brady

77— Scott Phillips
78— Blair Bush
80— Bruce Harrell
82— Mark Jerue
83— Charles Nelson
Mark Stewart
David Rill
88— David Rill
92— Edward Cunningham
97— David Janoski
2001—Marques Tuiaosopo

WASHINGTON-ST. LOUIS
94— Aaron Keen
98— Bradley Klein
2005—John Woock

WASH. & JEFF.

70— Edward Guna
82— Max Regula
91— David Conn
93— Raymond Cross Jr.
95— Michael Jones
2002—Matthew Dietz

WASH. & LEE

70— Michael Thornton
74— William Wallace Jr.
78— Jeffrey Slatcoff
79— Richard Wiles
80— * Scott Smith
81— Lonnie Nunley III
89— Michael Magoline
2003—John Melillo

WASHINGTON ST.

67— Richard Sheron
68— A. Douglas Flansburg
83— Gregory Porter
84— Patrick Lynch Jr.
85— Daniel Lynch

WAYNE ST. (MICH.)

76— Edward Skowneski Jr.
81— Phillip Emery

WEBER ST.

68— Phillip Tuckett

74— * Douglas Smith
92— David Hall
94— Deric Gurley
98— Cameron Quayle

WESLEY

2005—Rocky Myers

WESLEYAN (CONN.)

67— John Dwyer
69— Stuart Blackburn
71— James Lynch
78— John McVicar
2000—Matt Perceval

WEST TEX. A&M

75— * Ben Bentley
82— Kevin Dennis

WEST VIRGINIA

74— Ade Dillion
* Daniel Larcamp
82— Oliver Luck

WESTERN CARO.

94— Thomas Jackson III

WESTERN ILL.

89— Paul Singer
2005—Justin Langan

WESTERN KY.

72— Jimmy Barber
80— Charles DeLacey

WESTERN MICH.

68— Martin Barski
71— Jonathan Bull

WESTERN N.M.

68— Richard Mahoney

WESTERN ST.

98— Jason Eves

WESTMINSTER (PA.)

99— Brian Mihok

WHEATON (ILL.)

89— David Lauber

93— Bart Moseman
96— Pedro Arruza
99— Timothy Hardy
2006—Andrew Day

WHITTIER

76— John Getz
79— Mark Deven
87— * Timothy Younger

WIDENER

2002—Timothy Hess

WILLAMETTE

87— * Gerry Preston

WILLIAM & MARY

78— G. Kenneth Smith
80— Clarence Gaines
85— Mark Kelso

WILLIAM JEWELL

66— Charles Scrogin
70— Thomas Dunn
John Johnston

WILLIAMS

65— Jerry Jones
72— John Murray
95— Nathan Sleeper
96— Medley Gatewood

WINONA ST.

95— Nathan Gruber

WINSTON-SALEM

84— Eddie Sauls

WISCONSIN

66— David Fronck
80— Thomas Stauss
82— * David Mohapp
83— Mathew Vanden Boom

WIS.-LA CROSSE

97— Troy Harcey

WIS.-OSHKOSH

2000—Craig Pierstorff

WIS.-PLATTEVILLE

87— Michael Hintz

WIS.-STEVENS POINT

98— Joel Hornby
2000—Andy Palzkil

WIS.-WHITEWATER

96— Scott Hawig
2002—Peter Katz

WITTENBERG

82— William Beach
98— Kent Rafey
2004—Harold Ivery

WOOSTER

80— Edward Blake Moore
2000—Matt Mahaffey

WYOMING

74— Steven Cockreham
85— Bob Gustafson
89— Randall Welniak
96— Joseph Cummings
98— Jay Korth
Cory Wedel
2005—Trenton Franz

XAVIER (OHIO)

65— William Eastlake

YALE

66— * James Groninger
67— Howard Hilgendorf Jr.
69— Frederick Morris
71— Thomas Neville
72— David Bliss
75— John Burkus
77— * Stone Phillips
79— William Crowley
82— Richard Diana
91— Vincent Mooney
96— Matthew Siskosky

YOUNGSTOWN ST.

96— Mark Brungard

Academic All-America Hall of Fame

Since its inception in 1988, 49 former NCAA football players have been inducted into the GTE Academic all-America Hall of Fame. They were selected from among nominees by the College Sports Information Directors of America from past Academic all-Americans of the 1950s, '60s, '70s, '80s and '90s. Following are the football selections by the year selected and each player's team, position and last year played:

1988

Pete Dawkins, Army, HB, 1958
Pat Haden, Southern California, QB, 1974
Rev. Donn Moomaw, UCLA, LB, 1953
Merlin Olsen, Utah St., T, 1961

1989

Carlos Alvarez, Florida, WR, 1971
Willie Bogan, Dartmouth, DB, 1970
Steve Bramwell, Washington, DB, 1965
Joe Romig, Colorado, G, 1961
Jim Swink, TCU, B, 1956
John Wilson, Michigan St., DB, 1952

1990

Joe Theismann, Notre Dame, QB, 1970
Howard Twilley, Tulsa, TE, 1965

1991

Terry Baker, Oregon St., QB, 1962
Joe Holland, Cornell, RB, 1978
David Joyner, Penn St., OT, 1971
Brock Strom, Air Force, T, 1958

1992

Alan Ameche, Wisconsin, RB, 1954
Stephen Eisenhauer, Navy, G, 1953
Randy Gradishar, Ohio St., LB, 1973

1993

Raymond Berry, SMU, E, 1954
Dave Casper, Notre Dame, E, 1973
Jim Grabowski, Illinois, FB, 1965

1994

Richard Mayo, Air Force, QB, 1961

Lee Roy Selmon, Oklahoma, DT, 1975

1995

Pat Richter, Wisconsin, E, 1962

1996

Wade Mitchell, Georgia Tech, QB, 1956
Bob Thomas, Notre Dame, K, 1973
Byron "Whizzer" White, Colorado, HB, 1937 (honorary selection)

1997

Todd Blackledge, Penn St., QB, 1983
Tim Foley, Purdue, DB, 1970

1998

Bernie Kosar, Miami (Fla.), QB, 1984
Jack Mildren, Oklahoma, QB, 1971
Marv Levy, Coe, RB, 1949 (honorary selection)

1999

John Fowler, UCLA, LB, 1978
Chad Hennings, Air Force, DL, 1988

2000

Oliver Luck, West Virginia, QB, 1981

2001

Cris Collinsworth, Florida, WR, 1980
John R. Hall, Vanderbilt, G, 1954

2002

Richard Balzhiser, Michigan, FB, 1955

2003

Kip Corrington, Texas A&M, DB, 1987
Chris Howard, Air Force, RB, 1991
Steve Young, Brigham Young, QB, 1984

2004

Gill Beck, Appalachian St., C, 1977
Rolf Benirschke, UC Davis, K, 1976
Terry Hoage, Georgia, DB, 1983
Dave Rimmington, Nebraska, C, 1982

2005

Cormac Carney, UCLA, WR, 1983

2006

Robert Burger, Notre Dame, OL, 1980
Tim Green, Syracuse, DL, 1985

Academic All-Americans by School

Academic all-America football teams have been selected by the College Sports Information Directors of America (CoSIDA), a 2,000-member organization, since 1952. Since the program's inception, CoSIDA has bestowed Academic all-America honors on more than 14,000 student-athletes in Divisions I, II and III, and the NAIA, covering all NCAA championship sports. To be eligible, student-athletes must be regular performers and have at least a 3.200 grade-point average (on a 4.000 scale) during their college careers. University division teams (I-A and I-AA) are complete in this list, but college division teams (II, III, NAIA) before 1970 are missing from CoSIDA archives, with few exceptions. Following are all known first-team selections:

ABILENE CHRISTIAN

63—Jack Griggs, LB
70—Jim Lindsey, QB
74—Greg Stirman, E
76—Bill Curbo, T
77—Bill Curbo, T
87—Bill Clayton, DL
88—Bill Clayton, DL
89—Bill Clayton, DL
90—Sean Grady, WR

ADRIAN

84—Steve Dembowski, QB
94—Jay Overmyer, DB

AIR FORCE

58—Brock Strom, T
59—Rich Mayo, B
60—Rich Mayo, B
70—Ernie Jennings, E
71—Darryl Haas, LB/K
72—Bob Homburg, DE
Mark Prill, LB
73—Joe Debes, OT
74—Joe Debes, OT
78—Steve Hoog, WR
81—Mike France, LB
83—Jeff Kubiak, P
86—Chad Hennings, DL
87—Chad Hennings, DL
88—David Hlatky, OL
90—Chris Howard, RB
92—Grant Johnson, LB

AKRON

80—Andy Graham, PK

UAB

97—Johnny Rea, OL

ALABAMA

61—Tommy Brooker, E
Pat Trammell, B
64—Gaylon McCollough, C
65—Steve Sloan, QB
Dennis Homan, HB
67—Steve Davis, K
Bob Childs, LB
70—Johnny Musso, HB
71—Johnny Musso, HB
73—Randy Hall, DT
74—Randy Hall, DT
75—Danny Ridgeway, KS
79—Major Ogilvie, RB

ALABAMA A&M

89—Tracy Kendall, QB
90—Tracy Kendall, QB

ALBANY (N.Y.)

86—Thomas Higgins, OT
87—Thomas Higgins, OT
94—Andy Shein, WR
95—Rich Tallarico, OL
2000—J.T. Herfurth, OL
03—Victor Camacho, LB

ALBION

82—Bruce Drogosch, LB
86—Michael Grant, DB
90—Scott Bissell, DB
93—Eric Baxmann, LB
Jeffrey Shooks, P
94—Jeffrey Shooks, P
95—David Lefere, DB
96—David Lefere, DB

ALBRIGHT

2004—Nick Cushman, WR

ALFRED

89—Mark Szykowski, OL

ALLEGHENY

81—Kevin Baird, P
91—Adam Lechman, OL
Darren Hadlock, LB

ALMA

86—Greg Luczak, TE
98—Rick Brands, PK
99—Dustin Armstrong, DB

AMERICAN INT'L

81—Todd Scyocurka, LB
99—Dan Grant, WR

AMHERST

2003—Paul Whiting, DB

ANGELO ST.

98—Kyle Kirk, LB

APPALACHIAN ST.

77—Gill Beck, C
92—D.J. Campbell, QB

ARIZONA

68—Mike Moody, OG
75—Jon Abbott, LB
76—Jon Abbott, T/LB
77—Jon Abbott, T/LB
79—Jeffrey Whitton, DL
87—Charles Cecil, DB
96—Wayne Wyatt, OL

ARIZONA ST.

66—Ken Dyer, OE
88—Mark Tingstad, LB
97—Patrick Tillman, LB

ARKANSAS

57—Gerald Nesbitt, FB
61—Lance Alworth, B
64—Ken Hatfield, B
65—Randy Stewart, C
Jim Lindsey, HB
Jack Brasuell, DB
68—Bob White, K
69—Bill Burnett, HB
Terry Stewart, DB
78—Brad Shoup, DB

ARK.-MONTICELLO

85—Ray Howard, OG
88—Sean Rochelle, QB

ARKANSAS ST.

59—Larry Zabrowski, OT
61—Jim McMurray, QB

ARKANSAS TECH

90—Karl Kuhn, TE
91—Karl Kuhn, TE
2000—Robert Bayer, DL
Paul Peletz, PK
01—Robert Bayer, DL

ARMY

55—Ralph Chesnauskas, E
57—James Kernan, C
Pete Dawkins, HB
58—Pete Dawkins, HB
59—Don Usry, E
65—Sam Champi, DE
67—Bud Neswiacheny, DE
69—Theodore Shadid, C

89—Michael Thorson, DB
92—Mike McElrath, DB
94—Eric Oliver, LB
2001—Brandon Perdue, DL

ASHLAND

73—Mark Gulling, DB
74—Ron Brown, LB
76—Dan Bogden, E
77—Bruce Niehm, LB
81—Mark Braun, C
91—Thomas Shiban, RB
93—Jerry Spatny, DL
96—Chad DiFranco, DB

AUBURN

57—Jimmy Phillips, E
59—Jackie Burkett, C
60—Ed Dyas, B
65—Bill Cody, LB
69—Buddy McClinton, DB
74—Bobby Davis, LB
75—Chuck Fletcher, DT
76—Chris Vacarella, RB
84—Gregg Carr, LB
94—Matt Hawkins, PK

AUGSBURG

81—Paul Elliott, DL
97—Ted Schultz, TE

AUGUSTANA (ILL.)

75—George Wesbey, T
80—Bill Dannehl, WR
84—Steve Sanders, OT
85—Steve Sanders, OT
95—Ryan Carpenter, OL
96—Ryan Carpenter, OL
97—Chris Meskan, OL
98—Chris Meskan, OL
2000—MacKenzie Hay, OL
01—Todd Baldwin, DB
02—Todd Baldwin, DB
03—Adam Guy, DB
04—Mike Clark, K

AUGUSTANA (S.D.)

72—Pat McNeerney, T
73—Pat McNeerney, T
74—Jim Clemens, G
75—Jim Clemens, C
77—Stan Biondi, K
86—David Gubbrud, DL
87—David Gubbrud, DL
88—David Gubbrud, LB
89—David Gubbrud, LB
96—Mitchell Pruett, TE
97—Thayne Munce, OL

AUSTIN

81—Gene Branum, PK
99—Joe Fox, OL

AUSTIN PEAY

74—Gregory Johnson, G
2005—Jordan Richardson, DL

BAKER

61—John Jacobs, B

BALDWIN-WALLACE

70—Earl Stolberg, DB
72—John Yezerski, G
78—Roger Andrachik, RB
Greg Monda, LB
81—Chuck Krajacic, OG
88—Shawn Gorman, P
91—Tom Serdinak, P
93—Adrian Allison, DL
David Coverdale, DL
94—David Coverdale, DL
2001—Matt Kish, OL
02—Matt Kish, OL
03—Joe Harbour, OL

BALL ST.

83—Rich Chitwood, C
85—Ron Duncan, TE
86—Ron Duncan, TE
87—Ron Duncan, TE
88—Ted Ashburn, OL
Greg Shackelford, DL
89—Ted Ashburn, OL
David Haugh, DB

91—Troy Hoffer, DB
92—Troy Hoffer, DB
2002—Travis Barclay, OL
03—Travis Barclay, OL

BATES

82—Neal Davidson, DB

BAYLOR

61—Ronnie Bull, RB
62—Don Trull, QB
63—Don Trull, QB
76—Cris Quinn, DE
89—Mike Welch, DB
90—Mike Welch, DB
96—Ty Aiteberry, P
2005—Daniel Sepulveda, P

BELOIT

90—Shane Stadler, RB

BENEDICTINE (ILL.)

2002—Patrick Ryan, DL

BENTLEY

2000—Brian Holland, DB

BETHANY (KAN.)

86—Wade Gaeddert, DB

BETHANY (W.V.)

2001—Eugene Ochap, OL

BETHEL (MINN.)

2001—Hans Bengston, DB
03—Matt Wassink, LB

BLOOMSBURG

83—Dave Pepper, DL

BOISE ST.

71—Brent McIver, IL
73—Glenn Sparks, G
78—Sam Miller, DB

BOSTON COLLEGE

77—Richard Scudellari, LB
86—Michael Degnan, DL

BOSTON U.

83—Steve Shapiro, K
85—Brad Hokin, DB
93—Andre Maksimov, OL
94—Andre Maksimov, OL

BOWDOIN

84—Mike Siegel, P
93—Michael Turnelle, DB

BOWLING GREEN

75—John Boles, DE
89—Pat Jackson, LB
90—Pat Jackson, TE

BRIGHAM YOUNG

73—Steve Stratton, RB
80—Scott Phillips, RB
81—Dan Plater, WR
87—Chuck Cutler, WR
88—Chuck Cutler, WR
Tim Clark, DL

89—Fred Whittingham, RB

90—Andy Boyce, WR

93—Eric Drage, WR

2000—Jared Lee, DB

01—Ryan Denney, DL

BROCKPORT ST.

97—Tom Massey, DB
98—Tom Massey, DB

BROWN

81—Travis Holcombe, OG
82—Dave Folsom, DB
86—Marty Edwards, C
87—John Cuzzo, C
2004—Nick Hartigan, RB
05—Nick Hartigan, RB

BUCKNELL

72—Douglas Nauman, T
John Ondrasik, DB
73—John Dailey, LB
74—Steve Leskinen, T
75—Larry Brunt, E
76—Larry Brunt, E
84—Rob Masonis, RB
Jim Reilly, TE

86—Mike Morrow, WR
91—David Berardinelli, WR
92—David Berardinelli, WR

BUENA VISTA

99—Ben Smith, RB
2004—Michael Irvin, LB

BUFFALO

63—Gerry Philbin, T
84—Gerry Quinlivan, LB
85—James Dunbar, C
86—James Dunbar, C
98—Dan Poulsen, DL

BUFFALO ST.

87—Clint Morano, OT

BUTLER

84—Steve Kollias, L
98—Nick Batalis, OL
Mike Goletz, DL
99—Mike Goletz, LB

C.W. POST

70—Art Canario, T
75—Frank Prochilo, RB
84—Bob Jahelka, DB
93—Jim Byrne, WR

CALIFORNIA

67—Bob Crittenden, DG
70—Robert Richards, OT
82—Harvey Salem, OT

UC DAVIS

72—Steve Algeo, LB
75—Dave Gellerman, LB
90—Mike Shepard, DL
98—Wes Terrell, TE

UC RIVERSIDE

71—Tyrone Hooks, HB

CALIFORNIA (PA.)

2005—Lloyd Price, LB

CAL LUTHERAN

81—John Walsh, OT

CANISIUS

82—Tom Schott, WR
83—Tom Schott, TE
86—Mike Panepinto, RB
2000—Jake Coppola, WR

CAPITAL

70—Ed Coy, E
83—Mike Linton, G
85—Kevin Sheets, WR
2002—Trevor Alexander, DL

CARLETON

92—Scott Hanks, TE

CARNEGIE MELLON

76—Rick Lackner, LB
Dave Nackoul, E
84—Roger Roble, WR
87—Bryan Roessler, DL
Chris Haupt, LB
89—Robert O'Toole, LB
90—Frank Bellante, RB
Robert O'Toole, LB
94—Aaron Neal, TE
Merle Atkinson, DL
98—Jason Funke, DB
2005—Bryan LeBude, OL
Aaron Lewis, DB

CARROLL (WIS.)

76—Stephen Thompson, QB

CARSON-NEWMAN

61—David Dale, E
93—Chris Horton, OL
94—Chris Horton, OL
2000—Keith Akard, DL

CARTHAGE

61—Bob Halsey, B
77—Mark Phelps, QB

CASE RESERVE

75—John Kosko, T
82—Jim Donnelly, RB
83—Jim Donnelly, RB
84—Jim Donnelly, RB
88—Chris Hutter, TE
90—Michael Bissler, DB
95—Doug Finefrock, LB

96—Tom Mager, LB
Kenyon Meadows, DL
2000—Tim Gustafason, DL
05—Santo Maimone, DB

CENTRAL (IOWA)

79—Chris Adkins, LB
85—Scott Lindrell, LB
86—Scott Lindrell, LB
91—Rich Kacmarynski, RB

CENTRAL ARK.

2002—Landon Trusty, TE
03—Landon Trusty, TE
05—Cory Cangelosi, DB

CENTRAL MICH.

70—Ralph Burde, DL
74—Mike Franckowiak, QB
John Wunderlich, T
79—Mike Ball, WR
84—John DeBoer, WR
91—Jeff Bender, QB
2001—Rob Turner, WR

CENTRAL MO. ST.

97—Shane Meyer, PK

CENTRE

84—Teel Bruner, DB
85—Teel Bruner, DB
89—Bryan Ellington, DB
91—Eric Horstmeyer, WR

CHADRON ST.

73—Jerry Sutton, LB
75—Bob Lacey, KS
79—Jerry Carder, TE
95—Corey Campbell, RB
99—Casey Beran, DL

CHAPMAN

96—Matt Hertzler, OL
97—Matt Hertzler, OL

CHEYNEY

75—Steve Anderson, G

CHICAGO

87—Paul Haar, OG
88—Paul Haar, OL
93—Frank Baker, RB

CINCINNATI

81—Kari Yli-Renko, OT
90—Kyle Stroh, DL
91—Kris Bjorson, TE
97—John Kobalka, DL

CITADEL

63—Vince Petno, E
76—Kenny Caldwell, LB
77—Kenny Caldwell, LB
78—Kenny Caldwell, LB
87—Thomas Frooman, RB
89—Thomas Frooman, RB

CLARION

96—Steve Witte, RB

CLEMSON

59—Lou Cordileone, T
78—Steve Fuller, QB
99—Kyle Young, OL
2000—Chad Carson, LB
Kyle Young, OL
01—Chad Carson, LB
Kyle Young, OL

COAST GUARD

70—Charles Pike, LB
71—Bruce Melnick, DB
81—Mark Butt, DB

COASTAL CARO.

2005—Josh Hoke, PK

COE

93—Marcus Adkins, DL
2000—Timothy Vinyard, QB

COLGATE

78—Angelo Colosimo, RB
79—Angelo Colosimo, RB
85—Tom Stenglein, WR
89—Jeremy Garvey, TE
2003—John Frieser, TE

COLORADO

60—Joe Romig, G
61—Joe Romig, G

67—Kirk Tracy, OG
70—Jim Cooch, DB
73—Rick Stearns, LB
74—Rick Stearns, LB
75—Steve Young, DT

87—Eric McCarty, LB
90—Jim Hansen, OL
91—Jim Hansen, OL
92—Jim Hansen, OL
96—Ryan Olson, DL
97—Ryan Olson, DL

COLORADO COL.

96—Ryan Egeland, OL
Ryan Haygood, DL

COLORADO MINES

72—Dave Chambers, RB
83—Charles Lane, T

COLORADO ST.

55—Gary Glick, B
69—Tom French, OT
86—Steve Bartalo, RB
95—Greg Myers, DB
98—Mike Newell, OL
Nate Kvamme, LB
2002—Eric Pauly, LB

COLORADO ST.-PUEBLO

83—Dan DeRose, LB

COLUMBIA

52—Mitch Price, B
53—John Gasella, T
56—Claude Benham, B
71—John Sefcik, HB

CONCORDIA-ST. PAUL

2000—Andrew Fleischman, OL

CORNELL

77—Joseph Holland, RB
78—Joseph Holland, RB
82—Derrick Harmon, RB
83—Derrick Harmon, RB
85—Dave Van Metre, DL
2003—Kevin Rooney, DL

CORNELL COLLEGE

72—Rob Ash, QB
Dewey Birkhofer, S
76—Joe Lauterbach, G

Tom Zinkula, DT

77—Tom Zinkula, DT
78—Tom Zinkula, DL
82—John Ward, WR
91—Bruce Feldmann, QB
92—Brent Sands, DB
93—Mark McDermott, DB
94—Mark McDermott, DB
95—Mike Tressel, DB
97—Matt Weiss, DL
98—Matt Weiss, DL

CULVER-STOCKTON

95—Mason Kaiser, DB

DARTMOUTH

70—Willie Bogan, DB
83—Michael Patsis, DB
87—Paul Sorensen, LB
88—Paul Sorensen, LB
90—Brad Preble, DB
91—Mike Bobo, WR
Tom Morrow, LB
92—Russ Torres, RB
94—David Shearer, WR
Zach Lehman, DL
97—Dominic Lanza, OL

DAVIDSON

2005—Kyle Kinsell, DL

DAYTON

71—Tim Quinn, LB
72—Tim Quinn, DT
79—Scott Terry, QB
84—Greg French, K
David Kemp, LB
Jeff Slayback, L
85—Greg French, K
86—Gerry Meyer, OT
91—Brett Cuthbert, DB
Dan Rosenbaum, DB
92—Steve Lochow, DL
Dan Rosenbaum, DB
93—Steve Lochow, DL
Brad Mager, DB

94—David Overhoiser, RB
96—Josh Lemmon, OL
98—Jacob Jones, RB
99—Jimmy Lee, RB
2001—Mark Kasmer, LB
Marty McNamara, DB
02—Mark Kasmer, DB
03—Doug Jones, DB
Nick Sellett, OL

DEFIANCE

80—Jill Bailey, OT
Mark Bockelman, TE

DELAWARE

70—Yancey Phillips, T
71—Robert Depew, DE
72—Robert Depew, DE
2004—Ben Cross, DL

DELAWARE VALLEY

84—Dan Glowatski, WR

DELTA ST.

70—Hal Posey, RB
74—Billy Hood, E
Ricky Lewis, LB
Larry Miller, RB
75—Billy Hood, E
78—Terry Moody, DB
79—Charles Stavley, G

DENISON

75—Dennis Thome, LB
87—Grant Jones, DB
98—Jonathan Dunham, DB
99—Jonathan Dunham, DB

DePAUW

70—Jim Ceaser, LB
71—Jim Ceaser, LB
73—Neil Oslos, RB
80—Jay True, WR
85—Tony deNicola, QB
87—Michael Sherman, DB
90—Tom Beaulieu, DL
91—Tom Beaulieu, DL
Matt Nelson, LB
94—Mike Callahan, LB

DICKINSON

74—Gerald Ulrich, RB
79—Scott Mumma, RB

DRAKE

74—Todd Gaffney, KS
83—Tom Holt, RB
2005—Chris Daniels, DL

DREXEL

70—Lynn Ferguson, S

DUBUQUE

80—Tim Finn, RB

DUKE

66—Roger Hayes, DE
67—Bob Lasky, DT
70—Curt Rawley, DT
86—Mike Diminick, DB
87—Mike Diminick, DB
88—Mike Diminick, DB
89—Doug Key, DL
93—Travis Pearson, DL

DUQUESNE

2003—Mike Hillard, RB

EAST STROUDSBURG

84—Ernie Siegrist, TE
2004—Matt Crispell, DB

EAST TENN. ST.

71—Ken Oster, DB

EASTERN ILL.

95—Tim Carver, LB

EASTERN KY.

77—Steve Frommeyer, S

EASTERN N.M.

80—Tom Sager, DL
81—Tom Sager, DL
2003—Ty Touchstone, DB
04—Ty Touchstone, DB

EASTERN WASH.

97—Jeff Ogdin, WR
Steve Mattson, DL
2002—Kyler Randall, WR
03—Kyler Randall, WR

ELON

73—John Rascoe, E
79—Bryan Burney, DB
2004—Brandon Mason, OL

EMORY & HENRY

71—Tom Wilson, LB
2000—Nathan Tuck, WR

EMPORIA ST.

79—Tom Lingg, DL
2002—Tyler Paul, RB
03—Brad Johnson, DB
Tyler Paul, RB

EVANSVILLE

74—David Mattingly, S
76—Michael Pociask, C
87—Jeffery Willman, TE
97—Sean Bennett, RB

FERRIS ST.

81—Vic Trecha, OT
92—Monty Brown, LB

FINDLAY

97—Bo Hurley, QB

FLORIDA

65—Charles Casey, E
69—Carlos Alvarez, WR
71—Carlos Alvarez, WR
76—David Posey, KS
77—Wes Chandler, RB
80—Cris Collinsworth, WR
91—Brad Culpepper, DL
93—Michael Gilmore, DB
94—Terry Dean, QB
Michael Gilmore, DB
95—Danny Wuerffel, QB
96—Danny Wuerffel, QB

FLORIDA A&M

90—Irvin Clark, DL

FLORIDA ST.

72—Gary Huff, QB
79—William Jones, DB
Phil Williams, WR
80—William Jones, DB
81—Rohn Stark, P
94—Derrick Brooks, LB
96—Daryl Bush, LB
97—Daryl Bush, LB
2000—Christopher Hope, DB
01—Christopher Hope, DB

FORDHAM

90—Eric Schweiker, OL

FORT HAYS ST.

75—Greg Custer, RB
82—Ron Johnson, P
85—Paul Nelson, DL
86—Paul Nelson, DL
89—Dean Gengler, OL
2000—Adam Ryan, P
01—Casey Seyfert, DL

FORT LEWIS

72—Dee Tennison, E

FRANK. & MARSH.

77—Joe Fry, DB
78—Joe Fry, DB
2001—Mark Rowand, P

FURMAN

76—Jeff Holcomb, T
85—Brian Jager, RB
88—Kelly Fletcher, DL
89—Kelly Fletcher, DL
Chris Roper, LB
91—Eric Walter, OL
99—Stuart Rentz, RB
2000—Marion Martin, LB

GANNON

2002—John Yurinec, DB

GEORGETOWN

71—Gerry O'Dowd, HB
86—Andrew Phelan, OG

GEORGETOWN (KY.)

89—Eric Chumbley, OL
92—Bobby Wasson, PK
2001—Eddie Eviston, QB

GEORGIA

60—Francis Tarkenton, QB
65—Bob Etter, K

66—Bob Etter, K
Lynn Hughes, DB
68—Bill Stanfill, DT
71—Tom Nash, OT
Mixon Robinson, DE

77—Jeff Lewis, LB
82—Terry Hoage, DB
83—Terry Hoage, DB
92—Todd Peterson, PK
97—Matt Stinchcomb, OL
98—Matt Stinchcomb, OL
2001—Jon Stinchcomb, OL
02—Jon Stinchcomb, OL

GA. SOUTHERN

95—Rob Stockton, DB
99—Voncillies Allen, DL

GA. SOUTHWESTERN

87—Gregory Slappery, RB

GEORGIA TECH

52—Ed Gossage, T
Cecil Trainer, DE
Larry Morris, LB

55—Wade Mitchell, B

56—Allen Ecker, G

66—Jim Breland, C

W.J. Blaine, LB

Bill Eastman, DB

67—Bill Eastman, DB

80—Sheldon Fox, LB

90—Stefen Scotton, RB

99—Dan Dyke, P

2000—Dan Dyke, P

01—Dan Dyke, P

02—Dan Dyke, P

GETTYSBURG

79—Richard Swartz, LB
2002—Cliff Mason, LB

GRAMBLING

72—Floyd Harvey, RB
93—Gilad Landau, PK

GRAND VALLEY ST.

91—Mark Smith, OL
Todd Wood, DB

GRINNELL

71—Edward Hirsch, E
81—David Smiley, TE
98—Richard Wemer, WR

GROVE CITY

74—Pat McCoy, LB
89—Travis Croll, P

GUST. ADOLPHUS

80—Dave Najarian, DL
81—Dave Najarian, LB
98—Dan Duncan, OL
99—Dan Duncan, OL
2000—Brian Bergstrom, LB
01—Brian Bergstrom, LB
04—Isaac Sieling, LB

HAMLIN

73—Thomas Dufresne, E
89—Jon Voss, TE

HAMPDEN-SYDNEY

82—John Dickinson, OG
90—W.R. Jones, OL
91—David Brickhill, PK

HAMPTON

93—Tim Benson, WR

HARVARD

99—Ben Green, DB

HAWAII

97—Chris Shinnick, DB

HEIDELBERG

82—Jeff Kurtzman, DL
99—Joe Conduah, LB

HENDERSON ST.

98—Lee Daily, LB

HILLSDALE

61—James Richendollar, T
72—John Cervini, G
81—Mark Kellogg, LB
93—Jason Ahee, DB
96—Kyle Wojciechowski, OL

HOLY CROSS

83—Bruce Kozerski, T
85—Kevin Reilly, OT
87—Jeff Wiley, QB
91—Pete Dankert, DL

HOPE

73—Ronald Posthuma, T
79—Craig Groendyk, T
80—Greg Bekius, PK
82—Kurt Brinks, C
84—Scott Jecmen, DB
86—Timothy Chase, OG

HOUSTON

64—Horst Paul, E
76—Mark Mohr, DB
Kevin Rollwage, OT
77—Kevin Rollwage, OT

IDAHO

70—Bruce Langmeade, T

IDAHO ST.

84—Brent Koetter, DB
91—Steve Boyenger, DB
96—Trevor Bell, DB

ILLINOIS

52—Bob Lenzini, DT
64—Jim Grabowski, FB
65—Jim Grabowski, FB
66—John Wright, E
70—Jim Rucks, DE
71—Bob Bucklin, DE
80—Dan Gregus, DL
81—Dan Gregus, DL
82—Dan Gregus, DL
91—Mike Hopkins, DB
92—John Wright Jr., WR
94—Brett Larsen, P
99—Josh Whitman, TE
2000—Josh Whitman, TE

ILLINOIS COL.

80—Jay Wessler, RB
94—Warren Dodson, OL

ILLINOIS ST.

76—Tony Barnes, C
80—Jeff Hembrough, DL
89—Dan Hackman, OL
95—Keith Goodnight, RB
2000—Adam Waugh, LB
01—Adam Waugh, LB

ILL. WESLEYAN

71—Keith Ihlanfeldt, DE
80—Jim Eaton, DL
Rick Hanna, DL
Mike Watson, DB
81—Mike Watson, DB
91—Chris Bisailon, WR
92—Chris Udovich, DL
95—Jason Richards, TE
96—Lon Erickson, QB

INDIANA

67—Harry Gonso, HB
72—Glenn Scolnik, RB
80—Kevin Speer, C
94—John Hammerstein, DL
2005—Will Meyers, DB

INDIANA (PA.)

82—Kenny Moore, DB
83—Kenny Moore, DB

INDIANA ST.

71—Gary Brown, E
72—Michael Eads, E

INDIANAPOLIS

76—William Willan, E
95—Ted Munson, DL
2000—Brad Crawford, OL
03—Troy Tinsley, OL

IONA

80—Neal Kurtti, DL

IOWA

52—Bill Fenton, DE
53—Bill Fenton, DE
75—Bob Elliott, DB
85—Larry Station, LB
2001—Aaron Kampman, DL
05—Michael Elgin, OL

IOWA ST.

52—Max Burkett, DB
82—Mark Carlson, LB
99—Dave Brcka, LB
2002—Jordan Carstens, DL

ITHACA

72—Dana Hallenbeck, LB
85—Brian Dougherty, DB
89—Peter Burns, OL
2003—Cory Coady, DL

JACKSONVILLE ST.

77—Dewey Barker, E
78—Dewey Barker, TE

JAMES MADISON

78—Warren Coleman, OT

JOHN CARROLL

83—Nick D'Angelo, LB
Jim Sferra, DL
85—Joe Burrello, LB
86—Joe Burrello, LB

JOHNS HOPKINS

77—Charles Hauck, DT
93—Michael House, DL
94—Michael House, DL
98—Chris Baugh, OL

JUNIATA

70—Ray Grabiak, DL
71—Ray Grabiak, DE
Maurice Taylor, IL
2004—Patrick Brown, OL
Matt Garner, DB

KALAMAZOO

92—Sean Mullendore, LB
2001—Brant Haverdink, LB

KANSAS

64—Fred Elder, T
67—Mike Sweatman, LB
68—Dave Morgan, LB
71—Mike McCoy, C
76—Tom Fitch, S
95—Darrin Simmons, P

KANSAS ST.

74—Don Lareau, LB
77—Floyd Dorsey, OG
81—Darren Gale, DB
82—Darren Gale, DB
Mark Hundley, RB
85—Troy Faunce, P
95—Kevin Lockett, WR
96—Kevin Lockett, WR
Jason Johnson, OL
2000—Jon McGraw, DB
01—Jon McGraw, DB

KENT ST.

72—Mark Reiheld, DB
91—Brad Smith, RB
2001—Brian Hallett, OL

KENTUCKY

74—Tom Ranieri, LB
78—Mark Keene, C
Jim Kovach, LB
85—Ken Pietrowiak, C
98—Jeff Zurcher, DB
2005—Taylor Begley, PK
Hayden Lane, OL

KENYON

77—Robert Jennings, RB
85—Dan Waldeck, TE

LA VERNE

82—Scott Shier, OT

LAFAYETTE

70—William Sprecher, T
74—Mike Kline, DB
79—Ed Rogusky, RB
80—Ed Rogusky, RB
2004—Stephen Bono, OL

LAWRENCE

81—Chris Matheus, DL
Scott Reppert, RB
82—Chris Matheus, DL

LEHIGH

90—Shon Harker, DB

LEWIS & CLARK

61—Pat Clock, G
81—Dan Jones, WR

LIBERTY

98—Jarrol Everson, DL

LINFIELD

2005—Dwight Donaldson, OL

LONG BEACH ST.

83—Joe Donohue, LB

LORAS

84—John Coyle, DL
Pete Kovatisis, DB
85—John Coyle, DL
91—Mark Goedken, DL
93—Travis Michaels, LB

LA.-MONROE

70—Tom Miller, KS
74—Mike Bialas, T

LSU

59—Mickey Mangham, E
60—Charles Strange, C
61—Billy Booth, T
71—Jay Michaelson, KS
73—Tyler Lafauci, OG
Joe Winkler, DB
74—Brad Davis, RB
77—Robert Dugas, OT
84—Juan Carlos Betanzos, PK
94—Michael Blanchard, OL
97—Chad Kessler, P
2002—Rodney Reed, OL
03—Rodney Reed, OL
04—Rudy Niswanger, OL
05—Rudy Niswanger, OL

LUTHER

83—Larry Bonney, DL
84—Larry Bonney, DL
89—Larry Anderson, RB
90—Joel Nerem, DL
91—Joel Nerem, DL
95—Karl Borge, DL

LYCOMING

74—Thomas Vanaskie, DB
85—Mike Kern, DL

MACALESTER

82—Lee Schaefer, OG

MANSFIELD

83—John Delate, DB

MARIETTA

83—Matt Wurtzbacher, DL

MARS HILL

92—Brent Taylor, DL

MARSHALL

98—Chad Pennington, QB
99—Chad Pennington, QB

MARYLAND

53—Bernie Faloney, B
75—Kim Hoover, DE
78—Joe Muffler, DL

MARYVILLE (TENN.)

99—Kevin Hedrick, DL

MASSACHUSETTS

99—Mike Wynne, OL

MASS.-LOWELL

85—Don Williams, RB

MIT

89—Anthony Lapes, WR
90—Darcy Prather, LB
91—Rodrigo Rubiano, DL
92—Roderick Tranum, WR
93—Corey Foster, OL
94—Corey Foster, OL
95—Scott Vollrath, P
96—Duane Stevens, DB
Brad Gray, DL
97—Duane Stevens, DB
Mike Butville, LB
Brad Gray, DL
99—Nik Kozy, DL
Angus Huang, DB
2000—Angus Huang, DB
03—Tom Kilpatrick, WR
04—Kevin Yurkewich, DL

McDANIEL

73—Chip Chaney, S
98—Tom Lapato, DB

McGILL

87—Bruno Pietrobon, WR

McNEESE ST.

78—Jim Downing, OT
79—Jim Downing, OT
90—David Easterling, DB
2000—Wes Hines, OL
02—Hadley Prince, DB

MEMPHIS

92—Pat Jansen, DL

MIAMI (FLA.)

59—Fran Curci, B
84—Bernie Kosar, QB
2002—Jonathan Vilma, LB
Matt Walters, DL

MIAMI (OHIO)

73—Andy Pederzoli, DB
2000—Brian Potter, DL

MICHIGAN

52—Dick Balzhiser, B
55—Jim Orwig, T
57—Jim Orwig, T
64—Bob Timberlake, QB
66—Dave Fisher, FB
Dick Vidmer, OE
69—Jim Mandich, QB
70—Phil Seymour, DE
71—Bruce Elliott, DB
72—Bill Hart, OG
74—Kirk Lewis, OG
75—Dan Jilek, DE
81—Norm Betts, TE
82—Stefan Humphries, OG
Robert Thompson, LB
83—Stefan Humphries, OG
85—Clay Miller, OT
86—Kenneth Higgins, WR
99—Rob Renes, DL

MICHIGAN ST.

52—John Wilson, DB
53—Don Dohoney, E
55—Buck Nystrom, G
57—Blanche Martin, HB
65—Don Bierowicz, DT
Don Japinga, DB
66—Pat Gallinagh, DT
68—Al Brenner, E/DB
69—Ron Saul, OG
Rich Saul, DE
73—John Shinsky, DT
79—Alan Davis, DB
85—Dean Altobelli, DB
86—Dean Altobelli, DB
86—Shane Bullough, LB
92—Steve Wasylik, DB
93—Steve Wasylik, DB

MICHIGAN TECH

71—Larry Ras, HB
73—Bruce Trusock, C
76—Jim Van Wagner, RB
92—Kurt Coduti, QB
2004—Joe Berger, OL

MIDWESTERN ST.

95—Corby Walker, LB

MILLERSVILLE

91—Tom Burns, OL

MILLIKIN

61—Gerald Domesick, B
75—Frank Stone, G
78—Charlie Sammis, K
79—Eric Stevens, WR
83—Marc Knowles, WR
84—Tom Kreller, RB
85—Cary Boitoff, LB
Tom Kreller, RB
90—Tim Eimermann, PK
2003—Andrew Beals, PK

MINNESOTA

56—Bob Hobert, T
60—Frank Brixius, T
68—Bob Stein, DE
70—Barry Mayer, RB
89—Brent Herbel, P
94—Justin Conzemius, DB

MINN ST. MANKATO

74—Dan Miller, C

MINN ST. MOORHEAD

88—Brad Shamla, DL
99—Adam Vossen, DL
Eric Pederson, LB

MISSISSIPPI

54—Harold Easterwood, C
59—Robert Khayat, T
Charlie Flowers, B
61—Doug Elmore, B
65—Stan Hindman, G
68—Steve Hindman, HB
69—Julius Fagan, K
74—Greg Markow, DE
77—Robert Fabris, OE
George Plasketes, DE
80—Ken Toler, WR
86—Danny Hoskins, OG
87—Danny Hoskins, OG
88—Wesley Walls, TE
89—Todd Sandroni, DB
2004—Cody Ridgeway, P
Rob Robertson, LB

MISSISSIPPI COL.

75—Anthony Saway, S
78—Steve Johnson, OT
79—Steve Johnson, OT
83—Wayne Frazier, C
97—Kyle Fulcher, LB

MISSISSIPPI ST.

53—Jackie Parker, B
56—Ron Bennett, E
72—Frank Dowsing, DB
73—Jimmy Webb, DE
76—Will Coltharp, DE
89—Stacy Russell, DB
2000—Scott Westerfield, PK

MISSOURI

62—Tom Hertz, G
66—Dan Schuppan, DE
Bill Powell, DT
68—Carl Garber, MG
70—John Weisenfels, LB
72—Greg Hill, KS
81—Van Darkow, LB
93—Matt Burgess, OL
98—Jake Stueve, TE
2003—Rob Droeger, OL

MO.-ROLLA

72—Kim Colter, DB
80—Paul Janke, OG
86—Tom Reed, RB
87—Jim Pfeiffer, OT
88—Jim Pfeiffer, OL
91—Don Huff, DB
92—Don Huff, DB
94—Brian Gilmore, LB
95—Brian Gilmore, LB
96—Brian Gilmore, LB
2004—Cole Drussa, TE
05—Phil Shin, TE

MO. SOUTHERN ST.

85—Mike Testman, DB
93—Chris Tedford, OL
94—Chris Tedford, OL

MISSOURI ST.

73—Kent Stringer, QB
75—Kent Stringer, QB
78—Steve Newbold, WR

MONMOUTH

2002—Justin Rosato, DB

MONMOUTH (ILL.)

83—Robb Long, QB

MONTANA

77—Steve Fisher, DE
79—Ed Cerkovnik, DB
88—Michael McGowan, LB
89—Michael McGowan, LB
90—Michael McGowan, LB
93—Dave Dickenson, QB
95—Matt Wells, WR
96—Josh Brannen, RB
Blaine McElmurry, DB
98—Justin Olsen, WR
99—Vince Huntsberger, DB

2000—Vince Huntsberger, DB
Matt Thuesen, OL

01—Vince Huntsberger, DB

MONTANA ST.

84—Dirk Nelson, P
88—Anders Larsson, PK
96—Devlan Geddes, DL
2000—Ryan Johnson, RB
01—Ryan Johnson, RB
02—Ryan Johnson, RB
Jon Montoya, DL
03—Jon Montoya, DL
05—Travis Lulay, QB

MONTCLAIR ST.

70—Bill Trimmer, DL
82—Daniel Deneher, KS

MORAVIAN

87—Jeff Pollock, WR
96—Mike Paciulli, DB

MOREHEAD ST.

74—Don Russell, KS
90—James Appel, OL
91—James Appel, OL
96—Mike Appel, OL
2003—Craig Unger, LB

MORGAN ST.

96—Willie Thompson, DL

MT. ST. JOSEPH

2004—Eric Schneider, DL

MOUNT UNION

71—Dennis Montgomery, QB
84—Rick Marabito, L
86—Scott Gindlesberger, QB
87—Paul Hrics, C
98—Darin Kershner, WR
2000—Chuck Moore, RB
01—Chuck Moore, RB
02—Matt Campbell, DL

MUHLBERG

70—Edward Salo, G
71—Edward Salo, IL
72—Edward Salo, C
75—Keith Ordemann, LB
80—Arthur Scavone, OT
89—Joe Zeszotarski, DL
90—Mike Hoffman, DB

MURRAY ST.

76—Eddie McFarland, DB

MUSKINGUM

78—Dan Radalia, DL
79—Dan Radalia, DL

NAVY

53—Steve Eisenhauer, G
57—Tom Forrestal, QB
58—Joe Tranchini, B
69—Dan Pike, RB
80—Ted Dumbauld, LB

NEBRASKA

62—James Huge, E
63—Dennis Calridge, B
66—Marv Mueller, DB
69—Randy Reeves, DB
71—Larry Jacobson, DT
Jeff Kinney, HB
73—Frosty Anderson, E
75—Rik Bonness, C
Tom Heiser, RB
76—Vince Ferragamo, QB
Ted Harvey, DB
77—Ted Harvey, DB
78—George Andrews, DL
James Pillen, DB
79—Rod Horn, DL
Kelly Saalfeld, C
Randy Schleusener, OG
80—Jeff Finn, TE
Randy Schleusener, OG
81—Eric Lindquist, DB
David Rimington, C
Randy Theiss, OT
82—David Rimington, C
83—Scott Strasburger, DL
Rob Stuckey, DL
84—Scott Strasburger, DL
Rob Stuckey, DL
Mark Traynowicz, C

86—Dale Klein, K
Thomas Welter, OT
87—Jeffrey Jamrog, DL
Mark Blazek, DB
88—Mark Blazek, DB
John Kroeker, P
89—Gerry Gdowski, QB
Jake Young, OL
90—David Edeal, OL
Pat Tyrance, LB
Jim Wanek, OL
91—Pat Engelbert, DL
Mike Stigge, P
92—Mike Stigge, P
93—Rob Zatechka, OL
Terry Connealy, DL
Trev Alberts, LB
94—Matt Shaw, TE
Rob Zatechka, OL
Terry Connealy, DL
95—Aaron Graham, OL
96—Grant Wistrom, LB
97—Joel Mackovicka, RB
Grant Wistrom, DL
98—Joel Makovicka, RB
Chad Kelsay, DL
William Lafleur, P
99—Kyle Vanden Bosch, DL
Mike Brown, DB
2000—Kyle Vanden Bosch, DL
01—Tracey Wistrom, TE
04—Chad Sievers, LB
05—Kurt Mann, OL
Dane Todd, RB

NEB.-KEARNEY

70—John Makovicka, RB
75—Tim Brodahl, E
99—Volker Olbrich, PK
2005—Kyle Rupp, WR

NEB.-OMAHA

82—Kirk Hutton, DB
Clark Toner, LB
83—Kirk Hutton, DB
84—Jerry Kripal, QB

NEB. WESLEYAN

87—Pat Sweeney, DB
88—Pat Sweeney, DB
Mike Surls, LB
89—Scott Shaffer, RB
Scott Shipman, DB
95—Justin Rice, DL
96—Justin Rice, DL
97—Chad Wemhoff, WR
98—Ryan Shanesy, DL
2001—Grant Leach, OL
Justin Buresh, LB
05—Cody Hoegh, RB
Scott Keller, LB

NEVADA

82—David Heppie, P
2002—Erick Streelman, TE

NEW HAMPSHIRE

52—John Driscoll, T
84—Dave Morton, OL

TCNJ

2000—Curt Monday, DB

NEW MEXICO

75—Bob Johnson, S
77—Robert Rumbaugh, DT
78—Robert Rumbaugh, DL
93—Justin Hall, OL
98—Chad Smith, DB

NEW MEXICO ST.

66—Jim Bohl, B
74—Ralph Jackson, OG
75—Ralph Jackson, OG
85—Andy Weiler, KS
92—Todd Cutler, TE
Shane Hackney, OL
Tim Mauck, LB
93—Tim Mauck, LB
96—David Patterson, WR
97—David Patterson, WR
98—David Patterson, WR

NICHOLS

89—David Kane, DB

NORTH CAROLINA

64—Ken Willard, QB
85—Kevin Anthony, QB

NORTH CAROLINA ST.

60—Roman Gabriel, QB
63—Joe Scarpati, B
67—Steve Warren, OT
71—Craig John, OG
73—Justus Everett, C
Stan Fritts, RB
74—Justus Everett, C
80—Calvin Warren, P

NORTH CENTRAL (ILL.)

2005—Ben Hare, DL

NORTH DAKOTA

87—Kurt Otto, QB
88—Chuck Clairmont, OL
Matt Gulseth, DB
92—Tim Gelinske, WR
Mark Ewen, LB
96—Tim Tibesar, LB
2002—Mac Schneider, OL
05—Jeff Glas, PK

NORTH DAKOTA ST.

71—Tomm Smail, DT
93—T.R. McDonald, WR

NORTH PARK

83—Mike Lilgegren, DB
85—Scott Love, WR
86—Todd Love, WR
87—Todd Love, WR

NORTH TEXAS

75—Pete Morris, LB
76—Pete Morris, LB

NORTHEASTERN

85—Shawn O'Malley, LB

NORTHERN ARIZ.

89—Chris Baniszewski, WR
2003—Mark Gould, P

NORTHERN COLO.

71—Charles Putnik, OG
81—Duane Hirsch, DL
Ray Sperger, DB
82—Jim Bright, RB
89—Mike Yonkovich, DL
Tom Langer, LB
90—Tom Langer, LB
98—Corte McGuffey, QB
99—Corte McGuffey, QB
2005—Reed Doughty, DB

NORTHERN ILL.

2000—Thomas Hammock, RB
01—Thomas Hammock, RB

UNI

99—Brad Meester, OL

NORTHERN MICH.

83—Bob Stefanski, WR
2002—Ben Laarman, LB

NORTHWEST MO. ST.

81—Robert "Chip" Gregory, LB
2004—Josh Lamberson, QB
Troy Tysdahl, LB
05—Josh Lamberson, QB

NORTHWESTERN

56—Al Viola, G
58—Andy Cvercko, T
61—Larry Onesti, C
62—Paul Flatley, B
63—George Burman, E
70—Joe Zigulich, OG
76—Randolph Dean, E
80—Jim Ford, OT
86—Michael Baum, OT
Bob Dirkes, DL
Todd Krehbiel, DB
87—Mike Baum, OL
88—Mike Baum, OL
90—Ira Adler, PK
95—Sam Valenzisi, PK
2002—Jason Wright, RB
03—Jason Wright, RB
04—Jeff Backes, DB
Luis Castillo, DL

N'WESTERN (IOWA)

83—Mark Muilenberg, RB
92—Joel Bundt, OL

NORTHWESTERN (MINN.)

2002—Jon Peterson, DB

N'WESTERN (OKLA.)

61—Stewart Arthurs, B

NORTHWESTERN ST.

92—Guy Hedrick, RB
94—John Dippel, OL

NORWICH

70—Gary Fry, RB

NOTRE DAME

52—Joe Heap, B
53—Joe Heap, B
54—Joe Heap, B
55—Don Schaefer, B
58—Bob Wetoska, E
63—Bob Lehmann, G
66—Tom Regner, OG
Jim Lynch, LB
67—Jim Smithberger, DB
68—George Kunz, OT
69—Jim Reilly, OT
70—Tom Gatewood, E
Larry DiNardo, OG
Joe Theismann, QB
71—Greg Marx, DT
Tom Gatewood, E
72—Michael Creaney, E
Greg Marx, DT
73—David Casper, E
Gary Potempa, LB
Bob Thomas, K
74—Reggie Barnett, DB
Pete Demmerle, E
77—Ken MacAfee, E
Joe Restic, S
Dave Vinson, OG
78—Joe Restic, DB
80—Bob Burger, OG
Tom Gibbons, DB

81—John Krimm, DB
85—Greg Dingens, DL
87—Ted Gradel, PK
Vince Phelan, P
92—Tim Ruddy, OL
93—Tim Ruddy, OL

88—Curtis Page, DL

81—John Rousch, HB

71—John Rousch, HB

71—John Rousch, HB

71—John Rousch, HB

71—John Rousch, HB

71—John Rousch, HB

71—John Rousch, HB

71—John Rousch, HB

71—John Rousch, HB

71—John Rousch, HB

71—John Rousch, HB

71—John Rousch, HB

71—John Rousch, HB

71—John Rousch, HB

71—John Rousch, HB

71—John Rousch, HB

71—John Rousch, HB

71—John Rousch, HB

71—John Rousch, HB

71—John Rousch, HB

71—John Rousch, HB

71—John Rousch, HB

71—John Rousch, HB

71—John Rousch, HB

71—John Rousch, HB

99—Ahmed Plummer, DB
2003—Craig Krenzler, QB

OHIO WESLEYAN

70—Tony Heald, LB
Tom Liller, E
81—Ric Kinnan, WR
85—Kevin Connell, OG
94—Craig Anderson, LB
95—Craig Anderson, LB
96—Craig Anderson, LB

OKLAHOMA

52—Tom Catlin, C
54—Carl Allison, E
56—Jerry Tubbs, C
57—Doyle Jenning, T
58—Ross Coyle, E
62—Wayne Lee, C
63—Newt Burton, G
64—Newt Burton, G
66—Ron Shotts, HB
67—Ron Shotts, HB
68—Eddie Hinton, DB
70—Joe Wylie, RB
71—Jack Mildren, QB
72—Joe Wylie, RB
74—Randy Hughes, S
75—Dewey Selmon, LB
Lee Roy Selmon, DB
80—Jay Jimerson, DB
86—Brian Bosworth, LB

OKLA. PANHANDLE

76—Larry Johnson, G

OKLAHOMA ST.

54—Dale Meinert, G
72—Tom Wolf, OT
73—Doug Tarrant, LB
74—Tom Wolf, OT
77—Joe Avanzini, DE
2002—Kyle Eaton, OL
04—Billy Bajema, TE

OLIVET

2005—Travis Sleight, RB

OREGON

62—Steve Barnett, T
65—Tim Casey, LB
86—Mike Preacher, P
90—Bill Musgrave, QB
2000—Ryan Schmid, OL
01—Joey Harrington, QB
Ryan Schmid, OL

OREGON ST.

62—Terry Baker, B
67—Bill Enyart, FB
68—Bill Enyart, FB
93—Chad Paulson, RB

OUACHITA BAPTIST

78—David Cowling, OG

PACIFIC

78—Bruce Filarsky, OG
79—Bruce Filarsky, DL

PACIFIC LUTHERAN

82—Curt Rodin, TE

PENN

86—Rich Comizio, RB
99—Michael Germino, DL

PENN ST.

65—Joe Bellas, T
John Runnells, LB
66—John Runnells, LB
67—Rich Buzin, OT
69—Charlie Pittman, HB
Dennis Onkotz, LB
71—Dave Joyner, OT
72—Bruce Bannon, DE
73—Mark Markovich, OG
76—Chuck Benjamin, OT
78—Keith Dorney, OT
82—Todd Blackledge, QB
Harry Hamilton, DB
Scott Radicec, LB
83—Harry Hamilton, DB
84—Lance Hamilton, DB
Carmen Masciantonio, LB
85—Lance Hamilton, DB
86—John Shaffer, QB
94—Jeff Hartings, OL
Tony Pittman, DB

95—Jeff Hartings, OL
99—Travis Forney, PK
2002—Joe Iorio, OL
04—Andrew Guman, DB
05—Paul Posluszny, LB

PITTSBURG ST.

72—Jay Sperry, RB
89—Brett Potts, DL
91—Mike Brockel, OL
92—Mike Brockel, OL
96—Brian Moorman, P
97—Brian Moorman, P
98—Ben Petersen, DL
2000—Chris Gab, LB
01—Caleb White, DL
04—Chris Beyer, OL
05—Chris Beyer, OL
Ryan Meredith, DL

PITTSBURGH

52—Dick Deitrick, DT
54—Lou Palatella, T
56—Joe Walton, E
58—John Guzik, G
76—Jeff Delaney, LB
80—Greg Meisner, DL
81—Rob Fada, OG
82—Rob Fada, OG
J.C. Pelusi, DL
88—Mark Stepnoski, OL
2002—Vince Crochunis, DL
03—Vince Crochunis, DL
Dan Stephens, DL
04—Vince Crochunis, DL
Dan Stephens, DL

PORTLAND ST.

72—Bill Dials, T
77—John Urness, WR
78—John Urness, WR
2000—Chris Cain, DL
05—Joey King, LB

PRINCETON

68—Dick Sandler, DT
76—Kevin Fox, OG
82—Kevin Guthrie, WR
83—Kevin Guthrie, WR
98—Alex Sierk, PK

PUGET SOUND

82—Buster Crook, DB

PURDUE

56—Len Dawson, QB
60—Jerry Beabout, T
65—Sal Ciampi, G
67—Jim Beirne, E
Lance Olssen, DT
68—Tim Foley, DB
69—Tim Foley, DB
Mike Phipps, QB
Bill Yanchar, DT
73—Bob Hoffiezer, DE
79—Ken Loushin, DL
80—Tim Seneff, DB
81—Tim Seneff, DB
89—Bruce Brineman, OL
2000—Drew Brees, QB
02—John Standeford, WR
03—John Standeford, WR

RENSSELAER

95—Alic Scott, OL
96—Dan McGovern, RB
97—Chris Cochran, DL
98—Jason Kepler, OL
99—Jason Kepler, OL
2002—Flynn Cochran, WR
03—Flynn Cochran, WR

RHODE ISLAND

76—Richard Moser, RB
77—Richard Moser, RB

RHODES

90—Robert Heck, DL

RICE

52—Richard Chapman, DG
53—Richard Chapman, DG
54—Dicky Maegle, B
69—Steve Bradshaw, DG
79—LaMont Jefferson, LB
83—Brian Patterson, DB
95—Jay Lamy, DB

ROBERT MORRIS

2004—Jonathan LeDonne, LB

ROCHESTER

82—Bob Cordaro, LB
92—Jeremy Hurd, RB
93—Jeremy Hurd, RB
2000—Brian Kowalski, LB
04—Justin Galloway, OL
05—Nicholas Zappia, OL

ROSE-HULMAN

78—Rick Matovich, DL
79—Scott Lindner, DL
80—Scott Lindner, DL
Jim Novacek, P
83—Jack Grote, LB
84—Jack Grote, LB
88—Greg Kremer, LB
Shawn Ferron, PK
89—Shawn Ferron, PK
90—Ed Huonden, WR
92—Greg Hubbard, OL
93—Greg Hubbard, OL
2002—Jesse McQuiston, DB
Tim Swan, LB
05—Patrick Ludwig, OL

RUTGERS

2003—Nathan Jones, DB

SAGINAW VALLEY

93—Troy Hendrickson, PK
2003—Neil Baumgartner, LB
04—Neil Baumgartner, DL

ST. CLOUD ST.

88—Rick Rodgers, DB
89—Rick Rodgers, DB
2003—Keith Heckendorf, QB
04—Ryan Koch, WR
05—Ryan Koch, WR

ST. FRANCIS (PA.)

93—Todd Eckenroad, WR
98—Matt Farabaugh, LB
2005—Luke Palko, WR

ST. JOHN FISHER

2003—Brad Keem, DL
04—Mark Robinson, RB

ST. JOHN'S (MINN.)

72—Jim Kruzich, E
79—Terry Geraghty, DB
94—Chris Palmer, WR
Matthew Malmberg, RB
95—Chris Palmer, WR
97—Matt Emmerich, DB
2005—Jason Good, DL
Matt Hawn, LB

ST. JOHN'S (N.Y.)

93—Anthony Russo, RB

ST. JOSEPH'S (IND.)

77—Mike Bettinger, DB
78—Mike Bettinger, DB
79—Mike Bettinger, DB
85—Ralph Laura, OT
88—Keith Woodason, OL
89—Jeff Fairchild, P

ST. NORBERT

86—Matthew Lang, LB
Karl Zacharias, P
87—Karl Zacharias, PK
Matthew Lang, LB
88—Mike Whitehouse, WR
89—Mike Whitehouse, WR
99—Mike Krueger, WR

ST. OLAF

61—Dave Hindermann, T

ST. THOMAS (MINN.)

73—Mark Dienhart, T
74—Mark Dienhart, T
77—Tom Kelly, OG
80—Doug Groebner, C
94—Curt Behrns, DB
2000—Jake Barkley, RB
01—Jake Barkley, RB
Andrew Hilliard, WR
02—Jake Barkley, RB
Andrew Hilliard, WR
04—Ben Kessler, DL
05—Ben Kessler, DL

SALVE REGINA

98—Mark DeBiasio, RB
99—Mark DeBiasio, RB

SAM HOUSTON ST.

72—Walter Anderson, KS
73—Walter Anderson, KS
93—Kevin Riley, DB

SAN DIEGO

87—Bryan Day, DB
88—Bryan Day, DB
94—Doug Popovich, DB
95—Doug Popovich, DB
96—Jeb Dougherty, DB
2004—Evan Harney, RB
05—Philip Bretsch, DB
Nick Garton, WR

SAN DIEGO ST.

98—Scott Auerbach, DB

SAN JOSE ST.

75—Tim Toews, OG

SANTA CLARA

71—Ron Sani, IL
73—Alex Damascus, RB
74—Steve Lagorio, LB
75—Mark Tiernan, LB
76—Lou Marengo, KS
Mark Tiernan, LB
80—Dave Alfaro, QB

SEWANEE

2002—Ben Tuck, PK

SHIPPENSBURG

76—Tony Winter, LB
82—Dave Butler, DL
94—Joel Yohn, PK
95—Joel Yohn, PK
2003—John Kuhn, RB
04—John Kuhn, RB

SIMPSON

98—Guy Leman, RB

SOUTH CAROLINA

87—Mark Fryer, OL
88—Mark Fryer, OL
91—Joe Reeves, LB

SOUTH DAKOTA

78—Scott Pollock, QB
82—Jerus Campbell, DL
83—Jeff Sime, T
87—Dan Sonnek, RB
2002—Jarrod Edelen, P

SOUTH DAKOTA ST.

74—Bob Gissler, E
75—Bill Matthews, T
77—Bill Matthews, DE
79—Tony Harris, PK
Paul Kippley, DB

SOUTHERN CALIFORNIA

52—Dick Nunis, DB
59—Mike McKeever, G
60—Mike McKeever, G
Marlin McKeever, E
65—Charles Arrobio, T
67—Steve Sogge, QB
68—Steve Sogge, QB
69—Harry Khasigian, OG
73—Pat Haden, QB
74—Pat Haden, QB
78—Rich Dimler, DL
79—Brad Budde, OG
Paul McDonald, QB
Keith Van Horne, T
84—Duane Bickett, LB
85—Matt Koart, DL
86—Jeffrey Bregel, OG
88—John Jackson, WR
89—John Jackson, WR
95—Jeremy Hogue, OL
Matt Keneley, DL
96—Matt Keneley, DL

SOUTHERN CONN. ST.

84—Gerald Carbonaro, OL

SOUTHERN ILL.

70—Sam Finocchio, G
88—Charles Harmke, RB
91—Dwayne Summers, DL
Jon Manley, LB

SMU

52—Dave Powell, E
53—Darrell Lafitte, G
54—Raymond Berry, E
55—David Hawk, G
57—Tom Koenig, G
58—Tom Koenig, G
62—Raymond Schoenke, T
66—John LaGrone, MG
Lynn Thornhill, OG
68—Jerry LeVias, OE
72—Cleve Whitener, LB
83—Brian O'Meara, T

SOUTHERN MISS.

92—James Singleton, DL
97—Jeremy Lindley, OL

SOUTHERN ORE.

97—Ian Reid, OL
2003—Garret Gelker, DL

SOUTHERN UTAH

88—Jim Andrus, RB
90—Steve McDowell, P

SOUTHWEST MINN. ST.

88—Bruce Saugstad, DB

SPRINGFIELD

71—Bruce Rupert, LB
84—Sean Flanders, DL
85—Sean Flanders, DL
2002—Ben Bristol, OL

STANFORD

70—John Sande, C
Terry Ewing, DB
75—Don Stevenson, RB
76—Don Stevenson, RB
77—Guy Benjamin, QB
78—Vince Mulroy, WR
Jim Stephens, OG
79—Pat Bowe, TE
Milt McColl, LB
Joe St. Geme, DB
81—John Bergren, DL
Darrin Nelson, RB
82—John Bergren, DL
83—John Bergren, DL
85—Matt Soderlund, LB
87—Brad Muster, RB
90—Ed McCaffrey, WR
91—Tommy Vardell, RB
94—Justin Armour, WR
99—Troy Walters, WR

SUL ROSS ST.

73—Archie Nexon, RB

SUSQUEHANNA

75—Gerry Huesken, T
76—Gerry Huesken, T
80—Dan Distasio, LB
99—Dave Wonderlick, OL
2000—Dave Wonderlick, OL
02—Mike Bowman, QB

SYRACUSE

60—Fred Mautino, E
71—Howard Goodman, LB
83—Tony Romano, LB
84—Tim Green, DL
85—Tim Green, DL
93—Pat O'Neill, P
99—Mark Baniewicz, OL
2003—Rich Scanlon, LB
04—Matt Tarullo, OL

TARLETON ST.

81—Ricky Bush, RB
90—Mike Loveless, OL

TENNESSEE

56—Charles Rader, T
57—Bill Johnson, G
65—Mack Gentry, DT
67—Bob Johnson, C
70—Tim Priest, DB
80—Timothy Irwin, OT
82—Mike Terry, DL
97—Peyton Manning, QB

TENN.-MARTIN

74—Randy West, E
2005—Chad McMahan, DB

TENNESSEE TECH

87—Andy Rittenhouse, DL
99—Wes Gallagher, OL

TEXAS

59—Maurice Duke, G
61—Johnny Treadwell, G
62—Johnny Treadwell, G
Pat Culpepper, B
63—Duke Carlisle, B
66—Gene Bledsoe, OT
67—Mike Perrin, DE
Corby Robertson, LB
68—Corby Robertson, LB
Scott Henderson, LB
69—Scott Henderson, LB
Bill Zapalac, DE
70—Scott Henderson, LB
Bill Zapalac, LB
72—Mike Bayer, DB
Tommy Keel, S
Steve Oxley, T
73—Tommy Keel, S
83—Doug Dawson, G
88—Lee Brockman, DL
95—Pat Fitzgerald, TE
96—Pat Fitzgerald, TE
97—Dusty Renfro, LB

UTEP

88—Pat Hegarty, QB

TEXAS A&M

56—Jack Pardee, B
71—Steve Luebbehusen, LB
76—Kevin Monk, LB
77—Kevin Monk, LB
85—Kip Corrington, DB
86—Kip Corrington, DB
87—Kip Corrington, DB
2001—Seth McKinney, OL

TEX. A&M-COMMERCE

77—Mike Hall, OT

TEX. A&M-KINGSVILLE

72—Floyd Goodwin, T
73—Johnny Jackson, E
76—Wade Whitmer, DL
77—Joe Henke, LB
Wade Whitmer, DL
78—Wade Whitmer, DL

TCU

52—Marshall Harris, T
55—Hugh Pitts, C
Jim Swink, B
56—Jim Swink, B
57—John Nikkel, E
68—Jim Ray, G
72—Scott Walker, C
74—Terry Drennan, DB
80—John McClean, DL
2002—Nick Browne, PK
03—Nick Browne, PK

TEXAS ST.

72—Jimmy Jowers, LB
73—Jimmy Jowers, LB
78—Mike Ferris, OG
79—Mike Ferris, G
Allen Kiesling, DL
81—Mike Miller, QB

TEXAS TECH

72—Jeff Jobe, E
79—Maury Buford, P
83—Chuck Alexander, DB
93—Robert King, P
99—Keith Cockrum, LB
2002—Kliff Kingsbury, QB

THOMAS MORE

97—Mike Bramlage Jr., DB

TOLEDO

83—Michael Matz, DL
95—Craig Dues, LB
2001—Todd France, PK
04—Lance Moore, WR

TOWSON

2000—Adam Overbey, WR

TRINITY (CONN.)

96—Joseph DeAngelis, OL

TRINITY (TEX.)

92—Jeff Bryan, OL
97—Mark Byarlay, RB

TRUMAN

73—Tom Roberts, T

78—Keith Driscoll, LB
79—Keith Driscoll, LB
92—K.C. Conaway, P
2001—Austin Lepper, PK
Lance Dorsey, DB
03—Tameem Yehyaw, LB

TUFTS

70—Bruce Zinsmeister, DL
81—Brian Gallagher, OG
83—Richard Guiunta, G
98—Eric Brum, DL

TULANE

71—David Hebert, DB

TULSA

64—Howard Twilley, E
65—Howard Twilley, E
74—Mack Lancaster, T
95—David Millwee, OL
96—Levi Gillen, DB
97—Levi Gillen, DB
2001—Drew McLaughlin, DL
05—Garrett Mills, TE

UCLA

52—Ed Flynn, G
Donn Moomaw, LB
53—Ira Pauly, C

54—Sam Boghosian, G
66—Ray Armstrong, E
75—John Sciarra, QB
77—John Fowler, LB
81—Cormac Carney, WR
Tim Wrightman, TE
82—Cormac Carney, WR
85—Mike Hartmeier, OG
92—Carlton Gray, DB
95—George Kase, DL
98—Shawn Stuart, OL

UNION (N.Y.)

71—Tom Anacher, LB
73—Dave Ricks, DB
87—Richard Romer, DL
93—Greg Oswitt, OL
96—Roger Egbert, PK

URSINUS

86—Chuck Odgers, DB
87—Chuck Odgers, LB

UTAH

64—Mel Carpenter, T
71—Scott Robbins, DB
73—Steve Odom, RB
76—Dick Graham, E
2003—Morgan Scalley, DB
04—Alex Smith, QB
Morgan Scalley, DB

UTAH ST.

61—Merlin Olsen, T
69—Gary Anderson, LB
74—Randy Stockham, DE
75—Randy Stockham, DE

VALDOSTA ST.

93—Chris Hatcher, QB
94—Chris Hatcher, QB

VALPARAISO

2004—Kevin Knutson, WR

VANDERBILT

58—Don Donnell, C
68—Jim Burns, DB
74—Doug Martin, E
75—Damon Regen, LB
77—Greg Martin, K
83—Phil Roach, WR
2002—Hunter Hillenmeyer, LB

VILLANOVA

86—Ron Sency, RB
88—Peter Lombardi, RB
92—Tim Matas, DL

VIRGINIA

72—Tom Kennedy, OG
75—Bob Meade, DT
92—Tom Burns, LB
93—Tom Burns, LB
95—Tiki Barber, RB
96—Tiki Barber, RB
97—Stephen Phelan, DB

VMI

78—Craig Jones, PK
79—Craig Jones, PK
84—David Twillie, OL
86—Dan Young, DL
88—Anthony McIntosh, DB

VIRGINIA TECH

67—Frank Loria, DB
72—Tommy Carpenito, LB
2001—Andre Davis, WR

WABASH

70—Roscoe Fouts, DB
71—Kendrick Shelburne, DT
82—Dave Broecker, QB

WARTBURG

75—James Charles Peterson, DB
76—Randy Groth, DB
77—Neil Mandsager, LB
90—Jerrold Staack, OL
93—Koby Kreinbring, LB
94—Vince Penningroth, DL
95—Vince Penningroth, DL
99—Paul Seberger, TE
2000—Mike Trettin, OL
01—Seth Roberson, OL
03—Mark Giesmann, P
04—Mark Giesmann, P

WASHINGTON

55—Jim Houston, E
63—Mike Briggs, T
64—Rick Redman, G
65—Steve Bramwell, DB
79—Bruce Harrell, LB
81—Mark Jerue, LB
Chuck Nelson, PK
82—Chuck Nelson, PK
86—David Rill, LB
87—David Rill, LB
91—Ed Cunningham, OL

WASHINGTON-ST. LOUIS

97—Brad Klein, LB
2004—John Woock, DB

WASH. & JEFF.

92—Raymond Cross, DL
93—Michael Jones, OL
94—Michael Jones, OL

WASH. & LEE

75—John Cocklereece, DB
78—George Ballantyne, LB
92—Evans Edwards, OL
2001—Jay Thomas, TE
02—John Melillo, OL

WASHINGTON ST.

89—Jason Hanson, PK
90—Lee Tilleman, DL
Jason Hanson, PK
91—Jason Hanson, PK

WAYNE ST. (MICH.)

71—Gary Schultz, DB
72—Walt Stasinski, DB

WAYNE ST. (NEB.)

99—Jeff Shabram, OL

WAYNESBURG

77—John Culp, RB
78—John Culp, RB
89—Andrew Barrish, OL
90—Andrew Barrish, OL
91—Karl Petrof, OL
2000—Jason Berkheimer, WR

WEBER ST.

97—Cameron Quayle, TE

WEST CHESTER

83—Eric Wentling, K
86—Gerald Desmond, K

WEST VIRGINIA

52—Paul Bischoff, E
54—Fred Wyant, B
55—Sam Huff, T
70—Kim West, K
80—Oliver Luck, QB
81—Oliver Luck, QB
83—Jeff Hostetler, QB
92—Mike Compton, OL
94—Matt Taffoni, LB
98—Eric de Groh, OL
2005—Jay Henry, LB

WESTERN CARO.

75—Mike Wade, E
76—Mike Wade, LB
84—Eddie Maddox, RB
2003—Jason Whaley, OL

WESTERN ILL.

61—Jerry Blew, G
85—Jeff McKinney, RB
91—David Fierke, OL
2004—Justin Langan, K
05—Perry Cox, OL

WESTERN KY.

71—James Barber, LB
81—Tim Ford, DL
84—Mark Fatkin, OL
85—Mark Fatkin, OG
95—Brian Bixler, OL
2002—Brian Lowder, DB

WESTERN MICH.

70—Jon Bull, OT
94—Rich Kaiser, DL
95—Rich Kaiser, DL

WESTERN ORE.

61—Francis Tresler, C

WESTERN ST.

78—Bill Campbell, DB
88—Damon Lockhart, RB

WESTERN WASH.

2000—Erik Totten, DB

WESTMINSTER (PA.)

73—Bob Clark, G
77—Scott McLuckey, LB
93—Brian Wilson, OL
98—Brian Mihok, DL
2003—Jim Chaney, OL

WHEATON (ILL.)

73—Bill Hyer, E
75—Eugene Campbell, RB
76—Eugene Campbell, RB
88—Paul Sternenberg, DL
92—Bart Moseman, DB
94—Pedro Arruzza, RB
95—Jeff Brown, QB
Pedro Arruzza, RB
2003—James Hoxworth, OL

WHITTIER

86—Brent Kane, DL

WIDENER

98—Brendon Richards, LB
2001—T.J. Hess, DB
05—Doug Schlack, P

WILKES

70—Al Kenney, C
2000—Frank McCabe, TE
02—Mike Liberski, OL
03—Mike Liberski, OL

WILLAMETTE

61—Stuart Hall
2005—Tim Alton, DB

WILLIAM & MARY

74—John Gerdelman, RB
75—Ken Smith, DB
77—Ken Smith, DB
78—Robert Muscalus, TE
84—Mark Kelson, DB
88—Chris Gessner, DB
90—Jeff Nielsen, LB
93—Craig Staub, DL

WM. PATERSON

92—John Trust, RB

WILMINGTON (OHIO)

99—Kevin Otte, DB

WINONA ST.

93—Nathan Gruber, DB
94—Nathan Gruber, DB
97—Travis Walch, RB
2001—Adam Lilla, WR

WISCONSIN

52—Bob Kennedy, DG
53—Alan Ameche, B
54—Alan Ameche, B
58—Jon Hobbs, B
59—Dale Hackbart, B
62—Pat Richter, E

63—Ken Bowman, C
 72—Rufus Ferguson, RB
 82—Kyle Borland, LB
 87—Don Davey, DL
 88—Don Davey, DL
 89—Don Davey, DL
 90—Don Davey, DL
 2004—Jim Leonhard, DB

WIS.-EAU CLAIRE

74—Mark Anderson, RB
 80—Mike Zeihen, DB
 2001—Mike Bestul, OL
 02—Mike Bestul, OL

WIS.-LA CROSSE

95—Troy Harcey, WR
 96—Troy Harcey, WR

WIS.-OSHKOSH

96—Rob Stoltz, WR
 97—Ryan Hinske, WR
 99—Craig Pierstoff, LB
 2002—Justin Schneider, DL

WIS.-PLATTEVILLE

85—Mark Hintz, DB
 Mark Rae, P
 86—Mike Hintz, QB
 87—Mark Rae, P
 2004—Chris Lee, OL

WIS.-RIVER FALLS

91—Mike Olson, LB
 95—Brian Izdepski, OT

WIS.-STEVENS POINT

97—Joel Hornby, DL
 2003—Craig Johnson, DL

WIS.-WHITEWATER

95—Scott Hawig, OL
 2000—Peter Katz, DL
 01—Peter Katz, DL

WITTENBERG

80—Bill Beach, DB
 81—Bill Beach, DB
 82—Tom Jones, OT

88—Paul Kungl, WR
 90—Victor Terebuh, DB

WOFFORD

2000—Brian Bodor, DL
 05—Katon Bethay, DL

WOOSTER

73—Dave Foy, LB
 77—Blake Moore, C
 78—Blake Moore, C
 79—Blake Moore, C
 80—Dale Fortner, DB
 John Weisensell, OG
 99—Matt Mahaffey, P

WYOMING

65—Bob Dinges, DE
 67—George Mills, OG
 73—Mike Lopiccolo, OT
 84—Bob Gustafson, OT
 87—Patrick Arndt, OG
 94—Ryan Christopherson, RB
 95—Joe Cummings, DL

96—Jay Korth, OL
 Cory Wedel, PK
 97—Jay Korth, OL
 Cory Wedel, PK
 Brian Lee, DB
 98—Brian Brown, LB
 2004—Trenton Franz, OL

YALE

68—Fred Morris, C
 70—Tom Neville, DT
 78—William Crowley, LB
 81—Rich Diana, RB
 Frederick Leone, DL
 89—Glover Lawrence, DL
 91—Scott Wagner, DB
 99—Eric Johnson, WR

YOUNGSTOWN ST.

93—John Quintana, TE
 98—Anthony Pannunzio, DB
 2003—Scott Thiessen, DB



Special Regular- and Postseason Games

Special Regular- and
Postseason Games 180



Special Regular- and Postseason Games

Postseason Games

UNSANCTIONED OR OTHER BOWLS

The following bowl and/or postseason games were unsanctioned by the NCAA or otherwise had no team classified as major college at the time of the bowl. Most are postseason games; in many cases, complete dates and/or statistics are not available and the scores are listed only to provide a historical reference. Attendance of the game, if known, is listed in parentheses after the score.

ALL-SPORTS BOWL (Oklahoma City, Okla.)

12-9-61—Okla. Panhandle 28, Langston 14 (8,000)
12-8-62—Neb.-Omaha 34, East Central 21 (2,500)
12-7-63—Northeastern St. 59, Slippery Rock 12
12-5-64—Sul Ross St. 21, East Central 13

ALUMINUM BOWL (NAIA TITLE GAME) (Little Rock, Ark.)

12-22-56—Montana St. 0, St. Joseph's (Ind.) 0

ANGEL BOWL (Los Angeles, Calif.)

12-28-46—Florida A&M 6, Wiley 6 (12,000)

AZALEA BOWL (Orlando, Fla.)

1-1-46—Knoxville 18, Florida Normal 0 (4,000)

AZALEA CLASSIC (Mobile, Ala.)

12-4-71—Jackson St. 40, Alabama A&M 21
12-7-74—Bethune-Cookman 19, Langston 3 (1,000)

AZTEC BOWL (Mexico)

12-50—Whittier 27, Mexico All-Stars 14 (at Mexico City)
12-53—Mexico City 45, Eastern N.M. 26 (at Mexico City)
12-97—Division III All-Stars 42, Mexico Collegians 41 (12,000) (at Toluca)
12-12-98—Division III All-Stars 40, Mexico Collegians 13 (18,000) (at Monterrey)
12-99—Division III All-Stars 44, Mexico Collegians 13 (12,000) (at Mexico City)
12-00—Division III All-Stars 27, Mexico Collegians 26 (8,000) (at Merida)
12-15-01—Division III All-Stars 37, Mexico Collegians 5 (10,000) (at Saltillo)
12-02—Division III All-Stars 15, Mexico Collegians 9 (6,000) (at Torreon)
12-13-03—Mexico Collegians 34, Division III All-Stars 31 (8,000) (at Cancun)
12-11-04—Division III All-Stars 23, Mexico Collegians 3 (8,000) (at Cancun)
12-17-05—Division III All-Stars 53, Mexico Collegians 15 (13,000) (at Toluca)

BEAN BOWL (Scottsbluff, Neb.)

11-24-49—Idaho St. 20, Chadron St. 2
11-23-50—Doane 14, Northern Colo. 6

BEAVER BOWL (Corry, Pa.)

11-15-58—Slippery Rock 6, Edinboro 0 (3,000)

BICENTENNIAL BOWL (Little Rock, Ark.)

11-29-75—Henderson St. 27, East Central 14 (2,000)

BICENTENNIAL BOWL (Richmond, Va.)

12-11-76—South Carolina St. 26, Norfolk St. 10 (7,500)

BOOT HILL BOWL (Dodge City, Kan.)

12-70—Cameron 13, N.M. Highlands 12
12-4-71—Dakota St. 23, Northwestern Okla. 20 (2,000)
12-2-72—William Penn 17, Emporia St. 14 (2,000)
12-1-73—Millikin 51, Bethany (Kan.) 7 (1,600)
11-30-74—Washburn 21, Millikin 7 (2,500)
11-22-75—Buena Vista 24, St. Mary's (Kan.) 21 (2,700)
11-20-76—Benedictine 29, Washburn 14 (3,000)
11-19-77—Mo. Western St. 35, Benedictine 30 (1,000)
11-18-78—Chadron St. 30, Baker (Kan.) 19 (3,000)
11-17-79—Pittsburg St. 43, Peru St. 14 (2,800)
11-21-80—Cameron 34, Adams St. 16

BOTANY BOWL

11-24-55—Neb.-Kearney 34, Northern St. 13

BOY'S RANCH BOWL (Abilene, Texas)

12-13-47—Missouri Valley 20, McMurry 13 (2,500)

BURLEY BOWL

(Johnson City, Tenn.)

1-1-46—High Point 7, Milligan 7 (3,500)
11-28-46—Southeastern La. 21, Milligan 13 (7,500)
11-27-47—West Chester 20, Carson-Newman 6 (10,000)
11-25-48—West Chester 7, Appalachian St. 2 (12,000)
11-24-49—Emory & Henry 32, Hanover 0 (12,000)
11-23-50—Emory & Henry 26, Appalachian St. 6 (12,000)
11-22-51—Charleston (W.V.) 27, Lebanon Valley 20 (9,000)
11-27-52—East Tenn. St. 34, Emory & Henry 16
11-26-53—East Tenn. St. 48, Emory & Henry 12
11-25-54—Appalachian St. 28, East Tenn. St. 13
11-24-55—East Tenn. St. 7, Appalachian St. 0
11-22-56—Memphis 32, East Tenn. St. 12

CAJUN BOWL

12-47—McNeese St. 0, Southern Ark. 0

CATTLE BOWL

(Fort Worth, Texas)

1-1-47—Ark.-Pine Bluff 7, Lane 0 (1,000)
1-1-48—Samuel Huston 7, Philander Smith 0 (800)

CEMENT BOWL

(Allentown, Pa.)

12-8-62—West Chester 46, Hofstra 12

CHARITY BOWL

(Los Angeles, Calif.)

12-25-37—Fresno St. 27, Central Ark. 26 (5,000)

CHRISTMAS BOWL

(Natchitoches, La.)

12-6-58—Northwestern St. 18, Sam Houston St. 11
12-5-59—Delta St. 19, East Central 0

CIGAR BOWL

(Tampa, Fla.)

1-1-47—Delaware 21, Rollins 7 (9,500)
1-1-48—Missouri Valley 26, West Chester 7 (10,000)
1-1-49—Missouri Valley 13, St. Thomas (Minn.) 13 (11,000)
1-2-50—Florida St. 19, Wofford 6 (14,000)
1-1-51—Wis.-La Crosse 47, Valparaiso 14 (12,000)
12-29-51—Brooke Army Medical 20, Camp Lejeune Marines 0 (7,500) (see Cigar Bowl in Service Games)
12-13-52—Tampa 21, Lenoir-Rhyne 12 (7,500)
1-1-54—Missouri Valley 12, Wis.-La Crosse 12 (5,000)
12-17-54—Tampa 21, Charleston (W.V.) 0

CITRACADO BOWL

(see Citracado Bowl in Service Games)

COCONUT BOWL

(Miami, Fla.)

1-1-42—Florida Normal 0, Miami All-Stars 0 (9,000)
1-1-46—Bethune-Cookman 32, Albany St. (Ga.) 0 (5,000)
1-1-47—Bethune-Cookman 13, Columbia (S.C.) Sporting Club 0 (5,000)

CORN BOWL

(Bloomington, Ill.)

11-27-47—Southern Ill. 21, North Central (Ill.) 0 (5,500)
11-25-48—Ill. Wesleyan 6, Eastern Ill. 0 (8,500)
11-24-49—Western Ill. 13, Wheaton (Ill.) 0 (4,567)
11-23-50—Mo.-Rolla 7, Illinois St. 6 (2,500)
11-22-51—Lewis 21, William Jewell 12 (2,000)
11-26-53—Western Ill. 32, Iowa Wesleyan 0
11-24-55—Luther 24, Western Ill. 20 (3,100)

COSMOPOLITAN BOWL

(Alexandria, La.)

12-51—McNeese St. 13, Louisiana Col. 6

COTTON-TOBACCO BOWL

(Greensboro, N.C.)

1-1-46—Johnson C. Smith 18, Allen 6
1-1-47—Norfolk St. 0, Richmond 0 (10,000)

COWBOY BOWL

(Lawton, Okla.)

12-11-71—Howard Payne 16, Cameron 13
12-9-72—Harding 30, Langston 27

DOLL AND TOY CHARITY GAME

(Gulfport, Miss.)

12-3-37—Southern Miss. 7, Appalachian St. 0 (2,000)

EASTERN BOWL

(Allentown, Pa.)

12-14-63—East Caro. 27, Northeastern 6 (2,700)

ELKS BOWL

1-2-54—Charleston (W.V.) 12, East Caro. 0 (4,500) (at Greenville, N.C.)
12-11-54—Newberry 20, Appalachian St. 13 (at Raleigh, N.C.)

FISH BOWL

(Corpus Christi, Texas)

11-48—Southwestern (Tex.) 7, Corpus Christi 0

FISH BOWL

(Norfolk, Va.)

12-4-48—Hampton 20, Central St. 19

FLOWER BOWL

(Jacksonville, Fla.)

1-1-42—Johnson C. Smith 13, Lane 0 (4,500)
1-1-43—N.C. A&T 14, Southern U. 6 (2,000)
1-1-44—Allen 33, Winston-Salem 0 (2,000)
1-1-45—Texas College 18, N.C. A&T 0 (5,000)
1-1-46—Grambling 19, Lane 6 (6,000)
1-1-47—Delaware St. 7, Florida Normal 6 (3,000)
1-1-48—Bethune-Cookman 6, Lane 0 (3,000)

FRUIT BOWL

(San Francisco, Calif.)

12-14-47—Central St. 26, Prairie View 0 (9,000)
12-5-48—Southern U. 30, San Fran. St. 0 (5,000)

GATE CITY BOWL

(Atlanta, Ga.)

12-21-74—Tuskegee 15, Norfolk St. 14 (6,252)

GLASS BOWL

(Toledo, Ohio)

12-7-46—Toledo 21, Bates 12 (12,000)
12-6-47—Toledo 20, New Hampshire 14 (13,500)
12-4-48—Toledo 27, Oklahoma City 14 (8,500)
12-3-49—Cincinnati 33, Toledo 13

GOLD BOWL

(Richmond, Va.)

12-3-77—South Carolina St. 10, Winston-Salem 7 (14,000)
12-2-78—Virginia Union 21, N.C. A&T 6 (7,500)
12-1-79—South Carolina St. 39, Norfolk St. 7 (8,000)
12-6-80—N.C. A&T 37, N.C. Central 0 (3,374)

GOLDEN ISLES BOWL

(Brunswick, Ga.)

12-1-62—McNeese St. 21, Samford 14

GRAPE BOWL

(Lodi, Calif.)

12-13-47—Pacific 35, Utah St. 21 (12,000)
12-11-48—Hardin-Simmons 35, Pacific 35 (10,000)

GREAT LAKES BOWL

(Cleveland, Ohio)

12-5-48—John Carroll 14, Canisius 13 (18,000)

GREAT SOUTHWEST BOWL

(Grand Prairie, Texas)

12-31-60—Tex. A&M-Kingsville 45, Arkansas Tech 14 (3,900)

HOLIDAY BOWL

(St. Petersburg, Fla.)

12-21-57—Pittsburg St. 27, Hillsdale 26
12-20-58—Northeastern St. 19, Northern Ariz. 13
12-19-59—Tex. A&M-Kingsville 20, Lenoir-Rhyne 7 (9,500)
12-10-60—Lenoir-Rhyne 15, Humboldt St. 14 (also served as NAIA national title game)

HOOSIER BOWL

(See Turkey Bowl)

INTERNATIONAL BOWL

12-52—Tex. A&M-Kingsville 49, Hereico Colegio Military 0

IODINE BOWL

(Charleston, S.C.)

12-3-49—Johnson C. Smith 20, Allen 12
12-9-50—Allen 20, Bethune-Cookman 0 (1,000)
12-1-51—Allen 33, Morris College 14 (3,000)
12-5-53—Allen 33, Paul Quinn 6

KICKAPOO BOWL**(Wichita Falls, Texas)**

12-5-47—Midwestern St. 39, Central Ark. 20 (5,000)

LIONS BOWL**(Ruston, La.)**

12-46—Grambling 69, Miss. Industrial 12
 12-5-47—Grambling 47, Bethune-Cookman 6
 12-49—Grambling 21, Texas College 18
 12-2-50—Bishop 35, Grambling 0
 12-1-51—Grambling 52, Bishop 0 (at Shreveport, La.)
 12-6-52—Grambling 27, Alcorn St. 13 (at Monroe, La.)

LIONS BOWL**(Salisbury, N.C.)**

12-13-52—Clarion 13, East Caro. 6 (3,000)

MERCY BOWL II**(Anaheim, Calif.)**

12-11-71—Cal St. Fullerton 17, Fresno St. 14 (16,854)

MIRZA SHRINE BOWL**(Pittsburg, Kan.)**

12-1-50—Central Mo. St. 32, Pittsburg St. 21

MISSOURI-KANSAS BOWL**(Kansas City, Mo.)**

12-4-48—Emporia St. 34, Missouri St. 20

MOILA SHRINE CLASSIC**(St. Joseph, Mo.)**

11-24-79—Mo. Western St. 72, William Jewell 44 (1,600)
 11-22-80—Truman 17, Pittsburg St. 14 (500)

NATIONAL CLASSIC**(Greensboro, N.C.)**

12-4-54—N.C. Central 19, Tennessee St. 6

NEW YEAR'S CLASSIC**(Honolulu, Hawaii)**

1-1-34—Santa Clara 26, Hawaii 7
 1-1-35—Hawaii 14, California 0 (later called Poi Bowl)

OIL BOWL**(Houston, Texas)**

1-1-44—La.-Lafayette 24, Ark.-Monticello 7 (12,000)

OLEANDER BOWL**(Galveston, Texas)**

1-2-50—McMurry 19, Missouri Valley 13 (7,500)

OLYMPIAN BOWL**(see Pythian Bowl)****OPTIMIST BOWL****(Houston, Texas)**

12-21-46—North Texas 14, Pacific 13 (5,000)

ORANGE BLOSSOM CLASSIC**(Miami, Fla.)**

12-2-33—Florida A&M 9, Howard 6
 12-13-34—Florida A&M 13, Virginia St. 12
 12-12-35—Kentucky St. 19, Florida A&M 10
 12-5-36—Prairie View 25, Florida A&M 0
 12-9-37—Florida A&M 25, Hampton 20
 12-8-38—Florida A&M 9, Kentucky St. 7
 12-9-39—Florida A&M 42, Wiley 0
 12-7-40—Central St. 0, Florida A&M 0
 12-6-41—Florida A&M 15, Tuskegee 7
 12-12-42—Florida A&M 12, Texas College 6
 12-4-43—Hampton 39, Florida A&M 0
 12-9-44—Virginia St. 19, Florida A&M 6
 12-8-45—Wiley 32, Florida A&M 6
 12-7-46—Lincoln (Pa.) 20, Florida A&M 0 (at Tampa)
 12-6-47—Florida A&M 7, Hampton 0
 12-4-48—Virginia Union 10, Florida A&M 6 (16,000)
 12-10-49—N.C. A&T 20, Florida A&M 14
 12-2-50—Central St. 13, Florida A&M 6
 12-1-51—Florida A&M 67, N.C. Central 6
 12-6-52—Florida A&M 29, Virginia St. 7
 12-5-53—Prairie View 33, Florida A&M 27
 12-4-54—Florida A&M 67, Md.-East. Shore 19
 12-3-55—Grambling 28, Florida A&M 21
 12-1-56—Tennessee St. 41, Florida A&M 39
 12-14-57—Florida A&M 27, Md.-East. Shore 21
 12-13-58—Prairie View 26, Florida A&M 8
 12-5-59—Florida A&M 28, Prairie View 7
 12-10-60—Florida A&M 40, Langston 26
 12-9-61—Florida A&M 14, Jackson St. 8 (47,791)
 12-8-62—Jackson St. 22, Florida A&M 6
 12-14-63—Morgan St. 30, Florida A&M 7
 12-5-64—Florida A&M 42, Grambling 15
 12-4-65—Morgan St. 36, Florida A&M 7
 12-3-66—Florida A&M 43, Alabama A&M 26
 12-2-67—Grambling 28, Florida A&M 25
 12-7-68—Alcorn St. 36, Florida A&M 9 (37,398)

12-6-69—Florida A&M 23, Grambling 19 (36,784) (at Tallahassee, Fla.)

12-12-70—Jacksonville St. 21, Florida A&M 7 (31,184)
 12-11-71—Florida A&M 27, Kentucky St. 9 (26,161)
 12-2-72—Florida A&M 41, Md.-East. Shore 21 (21,606)
 12-8-73—Florida A&M 23, South Carolina St. 12 (18,996)
 12-7-74—Florida A&M 17, Howard 13 (20,166)
 12-6-75—Florida A&M 40, Kentucky St. 13 (27,875)
 12-4-76—Florida A&M 26, Central St. 21 (18,000)
 12-3-77—Florida A&M 37, Delaware St. 15 (29,493)
 12-2-78—Florida A&M 31, Grambling 7

ORCHID BOWL**(Mexico City, Mexico)**

1-1-42—Louisiana Col. 10, U. of Mexico 0 (8,000)
 12-28-46—Mississippi Col. 43, U. of Mexico 7 (7,500)

PALM FESTIVAL**(Miami, Fla.)**

1-2-33—Miami (Fla.) 7, Manhattan 0 (6,000)
 1-1-34—Duquesne 33, Miami (Fla.) 7 (3,500) (forerunner to Orange Bowl)

PALMETTO SHRINE**(Columbia, S.C.)**

12-10-55—Lenoir-Rhyne 14, Newberry 13 (6,000)

PAPER BOWL**(Pensacola, Fla.)**

12-18-48—Jacksonville St. 19, Troy 0
 12-16-49—Jacksonville St. 12, West Ala. 7 (3,000)
 12-2-50—Pensacola Alumni Cardinals 7, Jacksonville St. 6 (3,600)

PEACH BLOSSOM CLASSIC**(Atlanta, Ga.)**

12-9-39—Morris Brown 13, Virginia St. 7
 12-6-40—Morris Brown 28, Kentucky St. 6 (1,500)
 12-6-41—Morris Brown 7, N.C. Central 6 (6,000) (at Columbus, Ga.)
 12-4-42—Morris Brown 20, Lane 0 (3,000) (at Columbus, Ga.)

PEACH BOWL**(Macon, Ga.)**

12-13-46—Tenn. Wesleyan 14, Ga. Military 13 (5,000)
 12-6-47—Virginia St. 48, Morris Brown 0
 12-3-49—Morris Brown 33, Texas College 28 (at Atlanta, Ga.)

PEANUT BOWL**(Dothan, Ala.)**

12-21-68—Ouachita Baptist 39, West Ala. 6

PEAR BOWL**(Medford, Ore.)**

11-28-46—Southern Ore. St. 13, Central Wash. 8 (3,000) (at Ashland, Ore.)
 11-27-47—Pacific Lutheran 27, Southern Ore. St. 21
 11-25-48—Col. of Idaho 27, Southern Ore. St. 20 (2,500)
 11-24-49—Pacific (Ore.) 33, UC Davis 15 (4,000)
 11-23-50—Lewis & Clark 61, San Fran. St. 7 (4,000)
 11-24-51—Pacific (Ore.) 25, UC Davis 7 (4,000)

PECAN BOWL**(Orangeburg, S.C.)**

12-7-46—South Carolina St. 13, Johnson C. Smith 6
 12-13-47—South Carolina St. 7, Allen 0 (3,000)

PELICAN BOWL**(New Orleans, La.)**

12-2-72—Grambling 56, N.C. Central 6 (22,500) (at Durham, N.C.)
 12-7-74—Grambling 28, South Carolina St. 7 (30,120)
 12-2-75—Southern U. 15, South Carolina St. 12 (6,748)

PENINSULA BOWL**(Charleston, S.C.)**

12-2-50—Allen 47, South Carolina St. 13 (7,500)

PHILLIPS FIELD BOWL**(Tampa, Fla.)**

12-8-51—Tampa 7, Brandeis 0

PIEDMONT TOBACCO BOWL**(Fayetteville, N.C.)**

12-7-46—Allen 40, Fayetteville St. 6 (900)

PINEAPPLE BOWL**(Honolulu, Hawaii)**

1-1-40—Oregon St. 39, Hawaii 6 (formerly called Poi Bowl)
 1-1-41—Fresno St. 3, Hawaii 0
 1-1-47—Hawaii 19, Utah 16 (25,000)
 1-1-48—Hawaii 33, Redlands 32 (12,000)

1-1-49—Oregon St. 47, Hawaii 27 (15,000)

1-2-50—Stanford 74, Hawaii 20

1-1-51—Hawaii 28, Denver 27

1-1-52—San Diego St. 34, Hawaii 13

POI BOWL**(Honolulu, Hawaii)**

1-1-36—Southern California 38, Hawaii 6
 1-2-37—Hawaii 18, Honolulu All-Stars 12
 1-1-38—Washington 53, Hawaii 13 (13,500)
 1-2-39—UCLA 32, Hawaii 7 (later called Pineapple Bowl)

POULTRY BOWL**(Gainesville, Ga.)**

12-8-73—Stephen F. Austin 31, Gardner-Webb 10 (2,500)
 12-7-74—Guilford 7, William Penn 7 (1,000) (at Greensboro, N.C.) (Guilford awarded win on 10-8 edge in first downs)

PRAIRIE VIEW BOWL**(Also called Bayou City Bowl)****(Houston, Texas)**

1-1-29—Atlanta 7, Prairie View 0
 1-1-30—Fisk 20, Prairie View 0
 1-1-31—Tuskegee 19, Prairie View 7
 1-1-32—Prairie View 27, Alabama St. 2
 1-1-33—Prairie View 14, Tuskegee 0
 1-1-34—Prairie View 20, Langston 7
 1-1-35—Tuskegee 15, Prairie View 6
 1-1-36—Wiley 7, Prairie View 6
 1-1-37—Tuskegee 6, Prairie View 0 (3,000)
 1-1-38—Prairie View 27, Florida A&M 14
 1-2-39—Prairie View 34, Tuskegee 0
 1-1-40—Prairie View 7, Xavier (La.) 6
 1-1-41—Prairie View 7, Alabama St. 6
 1-1-42—Kentucky St. 19, Prairie View 13
 1-1-43—Langston 18, Prairie View 13
 1-1-44—Prairie View 6, Wiley 0 (5,000)
 1-1-45—Wiley 26, Prairie View 0 (4,000)
 1-1-46—Prairie View 12, Tuskegee 0 (10,000)
 1-1-47—Prairie View 14, Lincoln (Mo.) 0 (1,500) (called Houston Bowl)
 1-1-48—Texas Southern 13, Prairie View 0
 1-1-49—Central St. 6, Prairie View 0 (9,000)
 1-2-50—Prairie View 27, Fisk 6 (4,718)
 1-1-51—Prairie View 6, Bishop 0
 1-1-52—Prairie View 27, Ark.-Pine Bluff 26
 1-1-53—Texas Southern 13, Prairie View 12 (13,000)
 1-1-54—Prairie View 33, Texas Southern 8
 1-1-55—Prairie View 14, Texas Southern 12 (10,000)
 1-2-56—Prairie View 59, Fisk 0 (7,500)
 1-1-57—Prairie View 27, Texas Southern 6
 1-1-58—Prairie View 6, Texas Southern 6 (3,500)
 1-1-59—Prairie View 34, Langston 8
 1-1-60—Prairie View 47, Wiley 10 (1,200)
 12-31-60—Prairie View 19, Ark.-Pine Bluff 8 (1,400)
 12-1-62—Prairie View 37, Central St. 16

PRETZEL BOWL**(Reading, Pa.)**

11-24-51—West Chester 32, Albright 9 (7,500)

PYTHIAN BOWL**(Salisbury, N.C.)**

11-26-49—Appalachian St. 21, Catawba 7
 12-9-50—West Liberty St. 28, Appalachian St. 26
 12-8-51—Lenoir-Rhyne 13, California (Pa.) 7 (4,500)

REFRIGERATOR BOWL**(Evansville, Ind.)**

12-4-48—Evansville 13, Missouri Valley 7 (7,500)
 12-3-49—Evansville 22, Hillsdale 7
 12-2-50—Abilene Christian 13, Gust. Adolphus 7 (8,000)
 12-2-51—Arkansas St. 46, Camp Breckinridge 12 (10,000)
 12-7-52—Western Ky. 34, Arkansas St. 19 (9,500)
 12-6-53—Sam Houston St. 14, Col. of Idaho 12 (7,500)
 12-5-54—Delaware 19, Kent St. 7 (4,500)
 12-4-55—Jacksonville St. 12, Rhode Island 10 (7,000)
 12-1-56—Sam Houston St. 27, Middle Tenn. 13 (3,000)

RICE BOWL**(Stuttgart, Ark.)**

12-57—Arkansas Tech 19, Ark.-Monticello 7
 12-58—Louisiana Col. 39, Arkansas Tech 12
 12-2-60—East Central 25, Henderson St. 7

ROCKET BOWL**(Huntsville, Ala.)**

11-19-60—Maryville (Tenn.) 19, Millsaps 0

SAN JACINTO SHRINE BOWL**(Pasadena, Texas)**

12-4-76—Abilene Christian 22, Harding 12 (8,000)

SHARE BOWL**(Knoxville, Tenn.)**

12-11-71—Carson-Newman 54, Fairmont St. 3 (1,200)

SHRIMP BOWL**(Galveston, Texas)**

12-27-52—Sam Houston St. 41, Northeastern St. 20 (3,500)

SHRINE BOWL**(Ardmore, Okla.)**

12-9-72—Southwestern Okla. 28, Angelo St. 6

SILVER BOWL**(Mexico City, Mexico)**12-20-47—Mexico All-Stars 24, Randolph Field 19
12-11-48—Pacific Fleet 33, Mexico All-Stars 26
12-17-49—Trinity (Tex.) 52, Mexico 6**SMOKY MOUNTAIN BOWL****(Bristol, Tenn.)**

11-24-49—West Liberty St. 20, Western Caro. 0 (1,000)

SPACE CITY BOWL**(Huntsville, Ala.)**11-24-66—Jacksonville St. 41, Ark.-Monticello 30
12-9-67—Samford 20, Ark.-Monticello 7**STEEL BOWL****(Birmingham, Ala.)**1-1-41—Morris Brown 19, Central St. 3 (8,000)
1-1-42—Southern College All-Stars 26, Nashville Pros 13
1-1-52—Bethune-Cookman 27, Texas College 13 (1,500)**SUGAR CUP CLASSIC****(New Orleans, La.)**

11-28-64—Grambling 42, Bishop 6

TEXHOMA BOWL**(Denison, Texas)**12-10-48—Ouachita Baptist 7, Southeastern Okla. 0
11-25-49—Austin (Tex.) 27, East Central 6**TEXTILE BOWL****(Spartanburg, S.C.)**

11-30-74—Wofford 20, South Carolina St. 0 (3,000)

TOBACCO BOWL**(Lexington, Ky.)**

12-14-46—Muhlenberg 26, St. Bonaventure 25 (3,000)

TROPICAL BOWL12-18-51—Morris Brown 21, Alcorn St. 0
12-13-52—Bethune-Cookman 54, Albany St. (Ga.) 0
12-12-53—Virginia Union 13, Bethune-Cookman 0**TURKEY BOWL**

11-28-46—Evansville 19, Northern Ill. 7 (12,000) (also called Hoosier Bowl)

VULCAN BOWL**(Birmingham, Ala.)**1-1-42—Langston 13, Morris Brown 0 (7,000)
1-1-43—Texas College 13, Tuskegee 10 (6,000)
1-1-44—Tuskegee 12, Clark (Ga.) 7 (6,000)
1-1-45—Tennessee St. 13, Tuskegee 0 (5,000)
1-1-46—Tennessee St. 33, Texas College 6 (9,000)
1-1-47—Tennessee St. 32, Louisville Municipal 0 (4,000)
1-2-48—Central St. 27, Grambling 21 (8,000)
1-1-49—Kentucky St. 23, N.C. A&T 13 (5,000)**WEST VIRGINIA BOWL****(Clarksburg, W.V.)**12-60—Fairmont St. 13, Salem Int'l 7
11-61—West Va. Wesleyan 12, Salem Int'l 0**WILL ROGERS BOWL****(Oklahoma City, Okla.)**

1-1-47—Pepperdine 38, Neb. Wesleyan 13 (800)

YAM BOWL**(Dallas, Texas)**12-25-46—Texas Southern 64, Tuskegee 7 (5,000)
12-25-47—Southern U. 46, Fort Valley St. 0 (1,200)**SERVICE GAMES****AIRBORNE BOWL**12-15-57—101st Airborne 20, 82nd Airborne 14
12-5-59—Fort Campbell 26, Fort Bragg 7**ARAB BOWL****(Oran, Africa)**

1-1-44—Army 10, Navy 7 (15,000)

ARMY ALL-STAR GAMES

8-30-42—Washington Redskins 26, Western Army All-Stars 7 (at Los Angeles, Calif.)

9-6-42—Western Army All-Stars 16, Chicago Cardinals 10 (at Denver, Colo.)

9-9-42—Western Army All-Stars 12, Detroit Lions 0 (at Detroit, Mich.)

9-12-42—Eastern Army All-Stars 16, New York Giants 0 (at New York, N.Y.)

9-13-42—Green Bay Packers 36, Western Army All-Stars 21 (at Milwaukee, Wis.)

9-16-42—Eastern Army All-Stars 13, Brooklyn Dodgers 7 (at Baltimore, Md.)

9-19-42—New York Giants 10, Western Army All-Stars 7 (at New York, N.Y.)

9-20-42—Chicago Bears 14, Eastern Army All-Stars 7 (at Boston, Mass.)

ARMY PACIFIC OLYMPICS**(Osaka, Japan)**1-13-46—11th Airborne Angels 27, Clark Field 6
1-27-46—11th Airborne Angels 18, Honolulu All-Stars 0**ARMY-NAVY BENEFIT BOWL****(Tallahassee, Fla.)**

12-20-52—Parris Island 49, Fort Benning 0

ATOM BOWL**(Nagasaki, Japan)**

12-45—Nishahaya Tigers 14, Bertelli's Bears 13 (2,000)

BAMBINO BOWL**(Bari, Italy)**

11-23-44—Technical School 13, Playboys 0 (5,000)

BAMBOO BOWL**(Manila, Philippines)**1-1-46—Clark Field Acpacs 14, Leyte Base 12 (40,000)
1-1-47—Manila Raiders 13, Scofield Barracks 6 (12,000)
12-47—Ryukgus Command Sea Horses 21, Hawaiian Mid-Pacific Commandos 0
1-1-50—All-Navy Guam 19, Clark Air Force Base 7**BLUEBONNET BOWL****(Houston, Texas)**

12-25-46—Texas Southern 49, Camp Hood 0

CHERRY BOWL**(Yokohama, Japan)**

1-1-52—Camp Drake 26, Yoksuka Naval Base 12

CHIGGER BOWL**(Dutch Guiana)**

1-1-45—Army Air Base Bonecrushers 6, Army Airway Rams 0 (1,200)

CHINA BOWL**(Shanghai)**1-27-46—Navy All-Stars 12, Army All-Stars 0
1-1-47—11th Airborne 12, Army-Navy All-Stars 6
1-1-48—Marines (Guam) 45, China All-Stars 0**CIGAR BOWL**

12-29-51—Brooke Army Medical 20, Camp Lejeune 0 (7,500)

CITRICADO BOWL

12-56—San Diego Marines 25, UC Santa Barb. 14

COCONUT BOWL**(New Guinea)**

1-6-45—Bulldogs 18, Crimson Tide 7 (3,000)

COFFEE BOWL**(London, England)**

3-19-44—United States 18, Canada 0

CONCH BOWL**(Key West, Fla.)**11-24-57—Keesler Air Force Base 27, Maxwell Air Force Base 7
11-28-58—Keesler Air Force Base 14, Maxwell Air Force Base 8**COSMOPOLITAN BOWL****(Alexandria, La.)**12-50—Camp Polk 26, Louisiana Col. 7
12-52—Louisiana Col. 14, Alexander Air Base 0**ELECTRONICS BOWL****(Biloxi, Miss.)**12-9-51—Keesler Air Force Base 13, Camp Lejeune 0
12-53—Eglin Air Force Base 19, Keesler Air Force Base 8
12-54—Shaw Air Force Base 20, Keesler Air Force Base 19**EUROPEAN "ORANGE BOWL"****(Heidelberg, Germany)**

12-7-46—1st Division Artillery 27, 60th Infantry 13

EUROPEAN "ROSE BOWL"**(Augsburg, Germany)**

12-7-46—9th Division 20, 16th Infantry 7 (3,000)

EUROPEAN "SUGAR BOWL"**(Nuremberg, Germany)**

12-7-46—Grafenwohr Military 0, 39th Infantry 0

G. I. BOWL**(London, England)**

11-12-44—Army G.I.'s 20, Navy Bluejackets 0 (60,000)

ICE BOWL**(Fairbanks, Alaska)**1-1-49—Ladd Air Force Base 0, University of Alaska 0 (500)
1-2-50—University of Alaska 3, Ladd Air Force Base 0
1-1-51—University of Alaska 0, Ladd Air Force Base 0
12-30-52—Ladd Air Force Base 47, University of Alaska 0**IRANIAN BOWL****(Teheran, Iran)**

12-12-44—Camp Amirabad 20, Camp Khorramshahr 0 (9,000)

JUNGLE BOWL**(Southwest Pacific)**

1-1-45—American All-Stars 49, Marines 0 (6,400)

LILY BOWL**(Hamilton, Bermuda)**1-3-43—Army 19, Navy 18
1-1-44—Navy 19, Army 0
1-7-45—Navy 39, Army 6 (11,000)
1-5-47—Army 7, Navy 7 (9,000)
1-1-48—Air Force 12, Navy 12
1-1-49—Navy All-Stars 25, Kindley Fliers 6**MARINE BOWL****(Pritchard Field, Southwest Pacific)**

12-24-44—4th Marines 0, 29th Marines 0 (7,000)

MISSILE BOWL**(Orlando, Fla.)**12-3-60—Quantico Marines 36, Pensacola Air Force Base 6
12-9-61—Fort Eustis 25, Quantico Marines 24
12-15-62—Fort Campbell 14, Lackland Air Force Base 10
12-14-63—Quantico Marines 13, San Diego Marines 10
12-5-64—Fort Benning 9, Fort Eustis 3**PALMETTO SHRINE****(Charleston, S.C.)**

1-1-55—Fort Jackson 26, Shaw Air Force Base 21

PARC DES PRINCES BOWL**(Paris, France)**

12-19-44—9th Air Force 6, 1st General Hospital 0 (20,000)

POI BOWL**(Honolulu, Hawaii)****(Pacific Ocean Areas Service Championship)**

1-8-45—Navy 14, Army Air Force 0 (29,000)

POINSETTIA BOWL**(San Diego, Calif.)**12-20-52—Bolling Air Force Base 35, San Diego NTC 14
12-19-53—Fort Ord 55, Quantico Marines 19
12-19-54—Fort Sill 27, Bolling Air Force Base 6
12-17-55—Fort Ord 35, Pensacola NAS 13**POTATO BOWL****(Belfast, Ireland)**

1-1-44—Galloping Gaels 0, Wolverines 0

RICE BOWL**(Tokyo, Japan)**1-1-46—11th Airborne Angels 25, 41st Division 12 (15,000)
12-46—Yokota Air Base 13, 1st AD 8 (7,000)
1-1-48—Korea All-Stars 19, Japan All-Stars 13
1-1-49—Army Ground Forces 13, Air Force 7 (20,000)
1-1-50—Air Force All-Stars 18, Army All-Stars 14
1-1-53—Camp Drake 25, Yokosuka Naval Base 6
1-1-54—Camp Fisher 19, Nagoya Air Base 13
1-1-55—Air Force 21, Marines 14
12-31-55—Air Force 33, Army 14 (40,000)
12-30-56—Army 21, Air Force 6
12-7-57—Johnson Air Base Vanguarders 6, Marine Corps Sukiran Streaks 0
12-20-58—Air Force 20, Army 0**RIVIERA BOWL****(Marseille, France)**

1-1-45—Railway Shop Battalion Unit 37, Army All-Stars 0 (18,000)

**SALAD BOWL
(Phoenix, Ariz.)**

1-1-53—San Diego Navy 81, 101st Airborne 20
1-1-54—Fort Ord 67, Great Lakes 12

**SATELLITE BOWL
(Cocoa, Fla.)**

12-29-57—Fort Carson 12, Fort Dix 6

**SHRIMP BOWL
(Galveston, Texas)**

1-1-55—Fort Ord 36, Fort Hood 0
12-18-55—Fort Hood 33, Little Creek 13
12-8-56—Bolling Air Force Base 29, Fort Hood 14
12-15-57—Bolling Air Force Base 28, San Diego Marines 7
12-14-58—Eglin Air Force Base 15, Brooke Medics 7
12-13-59—Quantico Marines 90, McClellan Air Force Base 0

SHURI BOWL

12-58—Air Force 60, Marine Corps 0

**SPAGHETTI BOWL
(Florence, Italy)**

1-1-45—5th Army 20, 12th Air Force 0 (20,000)
1-1-53—Salzburg Army 12, Wiesbaden AFC 7 (at Leghorn, Italy)

SUKIYAKI BOWL

12-56—Air Force 29, Marines 7

**TEA BOWL
(London, England)**

2-13-44—Canada 16, United States 6 (30,000)
12-31-44—Air Service Command Warriors 13, 8th Air Force Shuttle Raiders 0 (12,000)

**TREASURY BOWL
(New York, N.Y.)**

12-16-44—Randolph Field 13, 2nd Air Force 6 (8,356)

TYPHOON BOWL

12-56—Army 13, Marines 0

**VALOR BOWL
(Chattanooga, Tenn.)**

12-7-57—Hamilton Air Force Base 12, Quantico Marines 6

**POSTSEASON BOWL
INVOLVING NON-I-A TEAMS****HERITAGE BOWL**

Site: Atlanta, Ga.

Stadium (Capacity): Georgia Dome (71,228)

Name Changes: Alamo Heritage Bowl (1991); Heritage Bowl (1993-94, 96-99); Jim Walters Heritage Bowl (1995)

Playing Surface: AstroTurf

Playing Sites: Joe Robbie Stadium, Miami (1991); Bragg Memorial Stadium, Tallahassee (1993); Georgia Dome, Atlanta (1994-99)

Date Score (Attendance)

12-21-91 Alabama St. 36, N.C. A&T 13 (7,724)
1-2-93 Grambling 45, Florida A&M 15 (11,273)
1-1-94 Southern U. 11, South Carolina St. 0 (36,128)
12-30-94 South Carolina St. 31, Grambling 27 (22,179)
12-29-95 Southern U. 30, Florida A&M 25 (25,164)
12-31-96 Howard 27, Southern U. 24 (18,126)
12-27-97 Southern U. 34, South Carolina St. 28 (32,629)
12-26-98 Southern U. 28, Bethune-Cookman 2 (32,955)
12-18-99 Hampton 24, Southern U. 3 (29,561)

MINERAL WATER BOWL

Site: Excelsior Springs, Mo.

Stadium (Capacity): Tiger Stadium (3,000)

Playing Surface: SprinTurf

Playing Sites: Roosevelt Field (1954-75, 2000-03); Tiger Stadium (since 2004)

Date Score (Attendance)

11-25-54 Hastings 20, Col. of Emporia 14 (4,000)
11-24-55 Missouri Valley 31, Hastings 7
11-22-56 St. Benedict's 14, Northeastern St. 13 (2,000)
11-30-57 William Jewell 33, Hastings 14 (2,000)
11-22-58 Lincoln (Mo.) 21, Emporia St. 0 (2,500)
11-28-59 Col. of Emporia 21, Austin (Tex.) 20 (3,000)
11-26-60 Hillsdale 17, UNI 6 (6,000)
11-25-61 Truman 22, Parsons 8 (8,000)
11-24-62 Adams St. 23, Northern Ill. 20
11-30-63 Northern Ill. 21, Missouri St. 14
11-28-64 North Dakota St. 14, Western St. 13 (4,500)
11-27-65 North Dakota 37, Northern Ill. 20
11-26-66 Adams St. 14, Missouri St. 8 (5,500)

Date Score (Attendance)

11-25-67 Doane 14, William Jewell 14 (6,500)
11-30-68 Doane 10, Central Mo. St. 0 (6,000)
11-29-69 St. John's (Minn.) 21, Simpson 0 (5,000)
11-28-70 Franklin 40, Wayne St. (Neb.) 12 (2,500)
12-4-71 Bethany (Kan.) 17, Missouri Valley 14 (2,500)
11-18-72 Ottawa 27, Friends 20 (4,500)
11-7-73 William Jewell 20, St. Mary's (Kan.) 9
11-23-74 Midland 32, Friends 6 (1,500)
11-22-75 Mo. Western St. 44, Graceland (Ia.) 0 (3,300)
1976-91 Game not played
1992-99 Junior-college bowl
12-2-00 Winona St. 43, Mo. Western 41 (3 of) (2,300)
12-1-01 Central Mo. St. 48, Minn. Duluth 17 (3,592)
12-7-02 Emporia St. 34, Winona St. 27 (of) (3,022)
12-6-03 Mo. Western St. 24, Concordia-St. Paul 14 (2,500)
12-4-04 Washburn 36, Northern St. 33 (3,674)
12-3-05 Mo. Western St. 35, Concordia-St. Paul 23 (2,250)

NCAA-CERTIFIED ALL-STAR GAMES**EAST-WEST SHRINE CLASSIC**

Present Site: San Antonio

Stadium (Capacity): Alamodome (65,000)

Playing Surface: SportField

Playing Sites: Ewing Field, San Francisco (1925); Kezar Stadium, San Francisco (1927-41); Sugar Bowl, New Orleans (1942); Kezar Stadium, San Francisco (1943-66); Candlestick Park, San Francisco (1967-68); Stanford Stadium, Palo Alto (1969); Oakland Coliseum (1971); Candlestick Park, San Francisco (1971-73); Stanford Stadium, Palo Alto (1974-00); SBC Park, San Francisco (2001-05); Alamodome, San Antonio (since 2006)

Date Score (Attendance)

12-26-25 West 7-0 (20,000)
1-1-27 West 7-3 (15,000)
12-26-27 West 16-6 (27,500)
12-29-28 East 20-0 (55,000)
1-1-30 East 19-7 (58,000)
12-27-30 West 3-0 (40,000)
1-1-32 East 6-0 (45,000)
1-2-33 West 21-13 (45,000)
1-1-34 West 12-0 (35,000)
1-1-35 West 19-13 (52,000)
1-1-36 East 19-3 (55,000)
1-1-37 East 3-0 (38,000)
1-1-38 Tie 0-0 (55,000)
1-2-39 West 14-0 (60,000)
1-1-40 West 28-11 (50,000)
1-1-41 West 20-14 (60,000)
1-3-42 Tie 6-6 (35,000)
1-1-43 East 13-12 (57,000)
1-1-44 Tie 13-13 (55,000)
1-1-45 West 13-7 (60,000)

1-1-46 Tie 7-7 (60,000)
1-1-47 West 13-9 (60,000)
1-1-48 East 40-9 (60,000)
1-1-49 East 14-12 (59,000)
12-31-49 East 28-6 (60,000)
12-30-50 West 16-7 (60,000)
12-29-51 East 15-14 (60,000)
12-27-52 East 21-20 (60,000)
1-2-54 West 31-7 (60,000)
1-1-55 East 13-12 (60,000)

12-31-55 East 29-6 (60,000)
12-29-56 West 7-6 (60,000)
12-28-57 West 27-13 (60,000)
12-27-58 East 26-14 (60,000)
1-2-60 West 21-14 (60,000)

12-31-60 East 7-0 (60,000)
12-30-61 West 21-8 (60,000)
12-29-62 East 25-19 (60,000)
12-28-63 Tie 6-6 (60,000)
1-2-65 West 11-7 (60,000)
12-31-65 West 22-7 (47,000)
12-31-66 East 45-22 (46,000)
12-30-67 East 16-14 (29,000)
12-28-68 West 18-7 (29,000)
12-27-69 West 15-0 (70,000)

1-2-71 West 17-13 (50,000)
12-31-71 West 17-13 (35,000)
12-30-72 East 9-3 (37,000)
12-29-73 East 35-7 (30,000)
12-28-74 East 16-14 (35,000)

Date Score (Attendance)

1-3-76 West 21-14 (75,000)
1-2-77 West 30-14 (45,000)
12-31-77 West 23-3 (65,000)
1-6-79 East 56-17 (72,000)
1-5-80 West 20-10 (75,000)
1-10-81 East 21-3 (76,000)
1-9-82 West 20-13 (75,000)
1-15-83 East 26-25 (72,999)
1-7-84 East 27-19 (77,000)
1-5-85 West 21-10 (72,000)
1-11-86 East 18-7 (77,000)
1-10-87 West 24-21 (74,000)
1-16-88 West 16-13 (62,000)
1-15-89 East 24-6 (76,000)
1-21-90 West 22-21 (78,000)
1-26-91 West 24-21 (72,000)
1-19-92 West 14-6 (83,000)
1-24-93 East 31-17 (84,000)
1-15-94 West 29-28 (60,000)
1-14-95 West 30-28 (35,079)
1-13-96 West 34-18 (68,500)
1-11-97 East 17-13 (62,500)
1-10-98 West 24-7 (32,500)
1-16-99 East 20-10 (50,000)
1-15-00 East 35-21 (65,246)
1-14-01 West 20-10 (31,549)
1-12-02 West 21-13 (25,035)
1-11-03 East 20-17
1-10-04 West 28-7 (25,602)
1-15-05 East 45-27 (25,518)
1-21-06 West 35-31 (18,533)

Series record: West won 43, East 33, 5 ties.

HULA BOWL

Present Site: Maui, Hawaii

Stadium (Capacity): War Memorial (24,000)

Playing Surface: Grass

Format: From 1947 through 1950, the College All-Stars played the Hawaii All-Stars. Beginning in 1951, the Hawaiian team was augmented by players from the National Football League. This format, however, was changed to an all-collegiate contest—first between the East and West, then between North and South (in 1963), and then back to East and West in 1974 and 1995-96. In 1994, the format went to a collection of collegiate all-stars versus a collection of Hawaiian former collegiate players. In 1997, it reverted back to North-South. In 2005, it returned to an East-West format. Teams are broken down into players from the western United States (team named Kai, Hawaiian for ocean) against eastern United States (team named Aina, Hawaiian for land)

Playing Sites: Honolulu Stadium (1960-74); Aloha Stadium (1975-98); War Memorial (since 1999)

Date Score (Attendance)

1-10-60 East 34-8 (23,000)
1-8-61 East 14-7 (17,017)
1-7-62 Tie 7-7 (20,598)
1-6-63 North 20-13 (20,000)
1-4-64 North 20-13 (18,177)
1-9-65 South 16-14 (22,100)
1-8-66 North 27-26 (25,000)
1-7-67 North 28-27 (23,500)
1-6-68 North 50-6 (21,000)
1-4-69 North 13-7 (23,000)
1-10-70 South 35-13 (25,000)
1-9-71 North 42-32 (23,500)
1-8-72 North 24-7 (23,000)
1-6-73 South 17-3 (23,000)
1-5-74 East 24-14 (23,000)

1-4-75 East 34-25 (22,000)
1-10-76 East 16-0 (45,458)
1-8-77 West 20-17 (45,579)
1-7-78 West 42-22 (48,197)
1-6-79 East 29-24 (49,132)

1-5-80 East 17-10 (47,096)
1-10-81 West 24-17 (39,010)
1-9-82 West 26-23 (43,002)
1-15-83 East 30-14 (39,456)
1-7-84 West 21-16 (34,216)
1-5-85 East 34-14 (30,767)
1-11-86 West 23-10 (29,564)
1-10-87 West 16-14 (17,775)
1-16-88 West 20-18 (26,737)
1-7-89 East 21-10 (25,000)

Date	Score (Attendance)
1-13-90	West 21-13 (28,742)
1-19-91	East 23-10 (21,926)
1-11-92	West 27-20 (23,112)
1-16-93	West 13-10 (25,479)
1-22-94	College All-Stars 28-15 (33,947)
1-22-95	East 20-9 (19,074)
1-21-96	East 17-10 (25,112)
1-19-97	South 26, North 13 (24,725)
1-18-98	South 20, North 19 (20,079)
1-24-99	South 34, North 14 (23,719)
12-22-99	Tie 28-28 (23,719)
1-20-01	North 31, South 23 (23,719)
2-2-02	South 45, North 28 (24,000)
2-1-03	South 27, North 24
1-17-04	South 26, North 7
1-22-05	East 20, West 13
1-21-06	East 10, West 7

Series records: North-South (1963-73, 97-04)—North won 9, South 9, 1 tie; East-West (1960-62, 1974-93, 1995-96 and 2005-06)—East won 15, West 11, 1 tie; College All-Stars vs. Hawaiian All-Stars (1994)—College All-Stars won 1, Hawaiian All-Stars 0.

LAS VEGAS ALL-AMERICAN CLASSIC

Present Site: Las Vegas, Nev.
Stadium (Capacity): Sam Boyd (36,800)
Playing Surface: TurfTech

Date	Score (Attendance)
1-22-05	West 21, East 16
1-14-06	East 41, West 3

Series record: Series record: East won 1, West 1.

MAGNOLIA GRIDIRON ALL-STAR CLASSIC

Present Site: Jackson, Miss.
Stadium (Capacity): Mississippi Veterans Memorial (60,492)
Playing Surface: Grass

Format: The White team is comprised of Division I-A seniors from schools that did not qualify for or had already played in bowl games, and NAIA players. The Red team is comprised of players from Divisions I-AA, II and III, NAIA players and other schools.

Date	Score (Attendance)
12-24-05	White 17, Red 9

SENIOR BOWL

Played at Ladd-Peebles Stadium in Mobile, Ala., since 1951 under the auspices of the National Football League. North and South teams are composed of senior players who have used all of their collegiate eligibility. In 1991, the teams switched from North and South to AFC and NFC; in 1994, the teams switched back to North and South.

Date	Score (Attendance)
1-7-50	South 22, North 13 (at Jacksonville, Fla.)
1-6-51	South 19, North 18
1-5-52	North 20, South 6
1-3-53	North 28, South 13
1-9-54	North 20, South 14
1-8-55	South 12, North 6
1-7-56	South 12, North 2
1-5-57	South 21, North 7
1-11-58	North 15, South 13
1-3-59	South 21, North 12
1-9-60	North 26, South 7 (40,119)
1-7-61	South 33, North 26
1-6-62	South 42, North 7
1-5-63	South 33, North 27
1-4-64	South 28, North 21 (37,094)
1-9-65	Tie 7-7 (40,605)
1-8-66	South 27, North 18
1-7-67	North 35, South 13
1-6-68	South 34, North 21
1-11-69	North 27, South 16
1-10-70	Tie 37-37
1-9-71	North 31, South 13 (40,646)
1-8-72	North 26, South 21 (40,646)
1-6-73	South 33, North 30 (40,646)
1-12-74	North 16, South 13 (40,646)
1-11-75	Tie 17-17 (40,646)
1-10-76	North 42, South 35 (40,646)
1-9-77	North 27, South 24 (40,646)
1-7-78	Tie 17-17 (40,646)
1-13-79	South 41, North 21 (40,100)
1-12-80	North 57, South 3 (40,646)
1-17-81	North 23, South 10 (40,102)

Date	Score (Attendance)
1-16-82	South 27, North 10 (39,410)
1-22-83	North 14, South 6 (37,511)
1-14-84	South 21, North 20 (38,254)
1-12-85	South 23, North 7 (33,500)
1-18-86	North 31, South 17 (40,646)
1-17-87	South 42, North 38
1-23-88	North 21, South 7
1-21-89	South 13, North 12 (39,742)
1-20-90	North 41, South 0 (42,400)
1-19-91	AFC 38, NFC 28 (37,500)
1-18-92	AFC 13, NFC 10 (37,100)
1-16-93	NFC 21, AFC 6 (37,124)
1-22-94	South 35, North 32 (39,200)
1-21-95	South 14, North 7 (40,007)
1-20-96	North 25, South 10 (40,700)
1-18-97	North 35, South 14 (40,646)
1-17-98	South 31, North 8 (40,820)
1-23-99	South 31, North 21 (41,000)
1-22-00	North 24, South 21 (40,646)
1-21-01	South 21, North 16 (40,646)
1-19-02	South 41, North 26 (40,646)
1-18-03	North 17, South 0 (40,646)
1-24-04	South 28, North 10 (40,646)
1-29-05	North 23, South 13 (40,646)
1-28-06	North 31, South 14 (40,646)

Series records: North-South (1950-90 and 1994 to present)—South won 26, North 24, 4 ties; AFC-NFC (1991-93)—AFC won 2, NFC 1.

DISCONTINUED ALL-STAR FOOTBALL GAMES

Many of these games were identified without complete information such as scores, teams, sites or dates. Please send any updates or additional information to: NCAA Statistics Service, P.O. Box 6222, Indianapolis, Indiana 46206-6222.

ALL-AMERICAN BOWL (1969-77) (Tampa, Fla.)

Date	Score (Attendance)
1-4-69	North 21, South 15 (16,380)
1-3-70	South 24, North 23 (17,642)
1-10-71	North 39, South 2 (12,000)
1-9-72	North 27, South 8 (20,137)
1-7-73	North 10, South 6 (23,416)
1-6-74	North 28, South 7 (24,536)
1-5-75	South 28, North 22 (19,246)
1-10-76	North 21, South 14 (15,321)
1-2-77	North 21, South 20 (14,207)

AMERICAN COLLEGE ALL-STAR GAME (1948) (Los Angeles, Calif.)

Date	Score
12-18-48	American All-Stars 43, Canadian All-Stars 0
12-26-48	American All-Stars 14, Hawaiian All-Stars 0

BLACK COLLEGE ALL-STAR BOWL (1979-82)

Date	Score (Location, Attendance)
1-7-79	East 25, West 20 (at New Orleans, La.)
1-5-80	West 27, East 21 (ot) (at New Orleans, La.)
1-17-81	West 19, East 10 (at Jackson, Miss.) (7,500)
1-16-82	West 7, East 0 (at Jackson, Miss.)

BLUE-GRAY ALL-STAR CLASSIC

Playing Sites: Cramton Bowl, Montgomery, Ala. (1939-01); Movie Gallery Veterans Stadium, Troy, Ala. (2003)

Date	Score (Attendance)
1-2-39	Blue 7-0 (8,000)
12-30-39	Gray 33-20 (10,000)
12-28-40	Blue 14-12 (14,000)
12-27-41	Gray 16-0 (15,571)
12-26-42	Gray 24-0 (16,000)
1943	No Game
12-30-44	Gray 24-7 (16,000)
12-29-45	Blue 26-0 (20,000)
12-28-46	Gray 20-13 (22,500)
12-27-47	Gray 33-6 (22,500)
12-25-48	Blue 19-13 (15,000)
12-31-49	Gray 27-13 (21,500)
12-30-50	Gray 31-6 (21,000)
12-29-51	Gray 20-14 (22,000)
12-27-52	Gray 28-7 (22,000)
12-26-53	Gray 40-20 (18,500)
12-25-54	Blue 14-7 (18,000)
12-31-55	Gray 20-19 (19,000)

Date	Score (Attendance)
12-29-56	Blue 14-0 (21,000)
12-28-57	Gray 21-20 (16,000)
12-27-58	Blue 16-0 (16,000)
12-26-59	Blue 20-8 (20,000)
12-31-60	Blue 35-7 (18,000)
12-30-61	Gray 9-7 (18,000)
12-29-62	Blue 10-6 (20,000)
12-28-63	Gray 21-14 (20,000)
12-26-64	Blue 10-6 (16,000)
12-25-65	Gray 23-19 (18,000)
12-24-66	Blue 14-9 (18,000)
12-30-67	Blue 22-16 (23,350)
12-28-68	Gray 28-7 (18,000)
12-27-69	Tie 6-6 (21,500)
12-28-70	Gray 38-7 (23,000)
12-28-71	Gray 9-0 (24,000)
12-27-72	Gray 27-15 (20,000)
12-18-73	Blue 20-14 (21,000)
12-17-74	Blue 29-24 (12,000)
12-19-75	Blue 14-13 (10,000)
12-24-76	Gray 31-10 (16,000)
12-30-77	Blue 20-16 (5,000)
12-29-78	Gray 28-24 (18,380)
12-25-79	Blue 22-13 (18,312)
12-25-80	Blue 24-23 (25,000)
12-25-81	Blue 21-9 (19,000)
12-25-82	Gray 20-10 (21,000)
12-25-83	Gray 17-13 (2,000)
12-25-84	Gray 33-6 (24,080)
12-25-85	Blue 27-20 (18,500)
12-25-86	Blue 31-7 (18,500)
12-25-87	Gray 12-10 (20,300)
12-25-88	Blue 22-21 (20,000)
12-25-89	Gray 28-10 (16,000)
12-25-90	Blue 17-14 (17,500)
12-25-91	Gray 20-12 (21,000)
12-25-92	Gray 27-17 (20,500)
12-25-93	Gray 17-10 (18,500)
12-25-94	Blue 38-27 (23,500)
12-25-95	Blue 26-7 (18,500)
12-25-96	Blue 44-34 (17,000)
12-25-97	Gray 31-24 (25,214)
12-25-98	Gray 31-24 (17,500)
12-25-99	Tie 22-22 (15,531)
12-25-00	Gray 40-37 (18,000)
12-25-01	Blue 28-10 (18,000)
12-25-02	No game played
12-25-03	Blue 31-24 (10,252)
12-25-04	No game played
12-25-05	No game played

Series record: Gray won 33, Blue 29, 2 ties.

CAMP FOOTBALL FOUNDATION BOWL (1974)

CANADIAN-AMERICAN BOWL (1978-79) (Tampa, Fla.)

Date	Score (Attendance)
1-8-78	U.S. All-Stars 22, Canadian All-Stars 7 (11,328)
1-6-79	U.S. All-Stars 34, Canadian All-Stars 14 (11,033)

CHALLENGE BOWL (1978-79) (Seattle, Wash.)

Date	Score (Attendance)
1-14-78	Pacific-8 27, Big Ten 20 (20,578)
1-13-79	Pacific-10 36, Big Eight 23 (23,961)

CHICAGO COLLEGE ALL-STAR FOOTBALL GAME (1934-76)

An all-star team composed of the top senior collegiate players met the National Football League champions (1933-66) or the Super Bowl champions (1967-75) from the previous season, beginning in 1934. The only time the all-stars did not play the league champions was in 1935. All games except 1943 and 1944 were played at Soldier Field, Chicago, Ill. The 1943 and 1944 games were played at Dyché Stadium, Evanston, Ill.

Date	Score (Attendance)
8-31-34	(Tie) Chicago Bears 0-0 (79,432)
8-29-35	Chicago Bears 5, All-Stars 0 (77,450)
9-2-36	(Tie) Detroit 7-7 (76,000)
9-1-37	All-Stars 6, Green Bay 0 (84,560)
8-31-38	All-Stars 28, Washington 16 (74,250)
8-30-39	New York Giants 9, All-Stars 0 (81,456)
8-29-40	Green Bay 45, All-Stars 28 (84,567)

Date	Score (Attendance)
8-28-41	Chicago Bears 37, All-Stars 13 (98,203)
8-28-42	Chicago Bears 21, All-Stars 0 (101,100)
8-25-43	All-Stars 27, Washington 7 (48,471)
8-30-44	Chicago Bears 24, All-Stars 21 (48,769)
8-30-45	Green Bay 19, All-Stars 7 (92,753)
8-23-46	All-Stars 16, Los Angeles 0 (97,380)
8-22-47	All-Stars 16, Chicago Bears 0 (105,840)
8-20-48	Chicago Cardinals 28, All-Stars 0 (101,220)
8-12-49	Philadelphia 38, All-Stars 0 (93,780)
8-11-50	All-Stars 17, Philadelphia 7 (88,885)
8-17-51	Cleveland 33, All-Stars 0 (92,180)
8-15-52	Los Angeles 10, All-Stars 7 (88,316)
8-14-53	Detroit 24, All-Stars 10 (93,818)
8-13-54	Detroit 31, All-Stars 6 (93,470)
8-12-55	All-Stars 30, Cleveland 27 (75,000)
8-10-56	Cleveland 26, All-Stars 0 (75,000)
8-9-57	New York Giants 22, All-Stars 12 (75,000)
8-15-58	All-Stars 35, Detroit 19 (70,000)
8-14-59	Baltimore 29, All-Stars 0 (70,000)
8-12-60	Baltimore 32, All-Stars 7 (70,000)
8-4-61	Philadelphia 28, All-Stars 14 (66,000)
8-3-62	Green Bay 42, All-Stars 20 (65,000)
8-2-63	All-Stars 20, Green Bay 17 (65,000)
8-7-64	Chicago Bears 28, All-Stars 17 (65,000)
8-6-65	Cleveland 24, All-Stars 16 (68,000)
8-5-66	Green Bay 38, All-Stars 0 (72,000)
8-4-67	Green Bay 27, All-Stars 0 (70,934)
8-2-68	Green Bay 34, All-Stars 17 (69,917)
8-1-69	New York Jets 26, All-Stars 24 (74,208)
7-31-70	Kansas City 24, All-Stars 3 (69,940)
7-30-71	Baltimore 24, All-Stars 17 (52,289)
7-28-72	Dallas 20, All-Stars 7 (54,162)
7-27-73	Miami 14, All-Stars 3 (54,103)
1974	No game played
8-1-75	Pittsburgh 21, All-Stars 14 (54,103)
7-23-76	*Pittsburgh 24, All-Stars 0 (52,895)

*Game was not completed due to thunderstorms.

CHRISTIAN BOWL (1955) (Murfreesboro, Tenn.)

Date	Score (Attendance)
12-26-55	East 21, West 10 (4,000)

COACHES ALL-AMERICAN GAME (1961-76) at Buffalo, N.Y.

Date	Score (Attendance)
6-23-61	West 30, East 20 (12,913)
6-29-62	East 13, West 8 (22,759)
6-29-63	West 22, East 21 (20,840)
6-27-64	East 18, West 15 (21,112)
6-26-65	East 34, West 14 (25,501)

at Atlanta, Ga.

7-9-66	West 24, East 7 (38,236)
7-9-67	East 12, West 9 (29,145)
6-28-68	West 34, East 20 (21,120)
6-28-69	West 14, East 10 (17,008)

at Lubbock, Texas

6-28-70	East 34, West 27 (42,150)
6-26-71	West 33, East 28 (43,320)
6-24-72	East 42, West 20 (42,314)
6-23-73	West 20, East 6 (43,272)
6-22-74	West 36, East 6 (42,368)
6-21-75	East 23, West 21 (36,108)
6-19-76	West 35, East 17 (36,504)

COPPER BOWL (1958-60) (Tempe, Ariz.)

Date	Score (Attendance)
12-20-58	Southwest All-Stars 22, National All-Stars 13 (12,000)
12-26-59	National All-Stars 21, Southwest All-Stars 6 (16,000)
12-31-60	National All-Stars 27, Southwest All-Stars 8 (8,000)

CRUSADE BOWL (1963) (Baltimore, Md.)

Date	Score (Attendance)
1-6-63	East 38, West 10 (2,400)

DALLAS ALL-STAR GAME (1936-39) (Dallas, Texas)

Date	Score
9-7-36	Southwest All-Stars 7, Chicago Bears 6
9-6-37	Southwest All-Stars 6, Chicago Bears 0
9-5-38	Southwest All-Stars 13, Washington Redskins 7
9-4-39	Green Bay Packers 31, Southwest All-Stars 20

DIXIE CLASSIC (1928-31) (Dallas, Texas)

Date	Score (Attendance)
12-29-28	Southwest Conference 14, Small Texas Schools 6
1-1-29	Big Six Conference 14, Southwest Conference 6 (10,000)
1-1-30	Midwest 25, Southwest Conference 12 (15,000)
1-1-31	Southwest Conference 18, Midwest 0 (14,000)

EAST-WEST BLACK ALL-STAR GAME (1971) (Houston, Texas)

Date	Score (Attendance)
12-11-71	East 19, West 10 (5,156)

EAST-WEST COLLEGE ALL-STAR GAME (1932) (Demonstrated at Tenth Olympiad, Los Angeles, Calif.; East team composed of players from Harvard, Princeton and Yale, West team composed of players from California, Southern California and Stanford)

Date	Score (Attendance)
8-8-32	West 7, East 6 (50,000)

FREEDOM BOWL ALL-STAR CLASSIC (1984-86) (Atlanta, Ga. and Washington, D.C.)

Southwestern Athletic Conference vs. Mid-Eastern Athletic Conference.

Date	Score (Attendance)
1-14-84	SWAC 36, MEAC 22 (16,097)
1-12-85	SWAC 14, MEAC 0 (18,352)
1-11-86	SWAC 16, MEAC 14 (10,200)
12-20-86	MEAC 12, SWAC 7 (8,962)

FREEDOM BOWL ALL-STAR CLASSIC (1990) (Houston, Texas)

Date	Score
1-13-90	North 14, South 13

FREEDOM CLASSIC (1976)

Date	Score (Attendance)
1976	West 12, East 9 (6,654)

JAPAN BOWL (Yokohama, Japan)

Date	Score (Attendance)
1-18-76	West 27-18 (68,000)
1-16-77	West 21-10 (58,000)
1-15-78	East 26-10 (32,500)
1-14-79	East 33-14 (55,000)
1-13-80	West 28-17 (27,000)
1-17-81	West 25-13 (30,000)
1-16-82	West 28-17 (28,000)
1-23-83	West 30-21 (30,000)
1-15-84	West 26-21 (26,000)
1-13-85	West 28-14 (30,000)
1-11-86	East 31-14 (30,000)
1-11-87	West 24-17 (30,000)
1-10-88	West 17-3 (30,000)
1-15-89	East 30-7 (29,000)
1-13-90	East 24-10 (27,000)
1-12-91	West 20-14 (30,000)
1-11-92	East 14-13 (50,000)
1-9-93	East 27-13 (46,000)

LOS ANGELES ALL-STAR GAME (1948) (Los Angeles, Calif.)

Date	Score
1-18-48	West 34, East 20

MARTIN LUTHER KING ALL-AMERICA CLASSIC (1990-91) (Division I-A vs. all other divisions)

Date	Score (Attendance)
1-15-90	All Div. All-Stars 35, I-A All-Stars 24 (350) (at San Jose, Calif.)
1-14-91	I-A All-Stars 21, All Div. All-Stars 14 (6,272) (at St. Petersburg, Fla.)

NEW YORK ALL-STAR GAME (New York, N.Y.)

Date	Teams, Score
1936	New York Giants 12, All-Stars 2
1937	New York Giants 14, All-Stars 7
1938	New York Giants 6, All-Stars 0
1939	New York Giants 10, All-Stars 0
1940	All-Stars 16, New York Giants 6

Date	Teams, Score
1941	New York Giants 23, All-Stars 3
9-12-42	Eastern Army All-Stars 16, New York Giants 0 (see Army All-Star Games)
1947	New York Giants 21, All-Stars 0
1949	All-Stars 28, New York Giants 13

NORTH-SOUTH ALL-STAR SHRINE GAME (1930-34, 39-48, 1948-73, 1976)

Date	Score (Attendance)
1-1-30	North 21, South 12 (20,000) (at Atlanta, Ga.) (Southern Conference All-Star Game)
12-28-30	South 7, North 0 (2,000) (at New York, N.Y.)
12-10-32	South 7, North 6 (500) (at Baltimore, Md.)
12-24-33	North 3, South 0 (5,000) (at New York, N.Y.)
1-1-34	North 7, South 0 (12,000) (at Knoxville, Tenn.) (Southeastern Conference All-Star Game)

at Birmingham, Ala.

1-39	North 7, South 0
12-39	South 33, North 20
12-40	North 14, South 12
12-41	South 16, North 0
12-42	South 24, North 0
1-44	South 24, North 7
1-45	North 26, South 0
1-46	South 20, North 13
1-47	South 33, North 6
1-48	North 19, South 13

at Miami, Fla.

12-25-48	South 24, North 14 (33,056)
12-25-49	North 20, South 14 (37,378)
12-25-50	South 14, North 9 (39,132)
12-25-51	South 35, North 7 (39,995)
12-25-52	North 21, South 21 (42,866)
12-25-53	South 20, North 0 (44,715)
12-25-54	South 20, North 17 (37,847)
12-26-55	South 20, North 7 (42,179)
12-26-56	North 17, South 7 (39,181)
12-25-57	North 23, South 20 (28,303)
12-27-58	South 49, North 20 (35,519)
12-26-59	North 27, South 17 (35,185)
12-26-60	North 41, South 14 (26,146)
12-25-61	South 35, North 16 (18,892)
12-22-62	South 15, North 14 (16,952)
12-21-63	South 23, North 14 (19,120)
12-25-64	North 37, South 30 (29,124)
12-25-65	South 21, North 14 (25,640)
12-26-66	North 27, South 14 (28,569)
12-25-67	North 24, South 0 (17,400)
12-25-68	North 3, South 0 (18,063)
12-25-69	North 31, South 10 (23,527)
12-25-70	North 28, South 7 (15,402)
12-27-71	South 7, North 6 (18,640)
12-25-72	North 17, South 10 (18,013)
12-25-73	South 27, North 6 (10,672)

at Pontiac, Mich.

12-17-76	South 24, North 0 (41,627)
----------	----------------------------

OHIO SHRINE BOWL (1972-76) (Columbus, Ohio)

Date	Score
12-9-72	East 20, West 7
12-1-73	East 8, West 6
12-7-74	East 27, West 6
1975	West 17, East 7
12-4-76	East 24, West 8 (played elsewhere)

OLYMPIA GOLD BOWL (1982) (San Diego, Calif.)

Date	Score (Attendance)
1-16-82	National All-Stars 30, American All-Stars 21 (22,316)

OLYMPIC GAME (1933) (Chicago, Ill.)

Date	Score (Attendance)
8-24-33	East 13, West 7 (50,000)

OPTIMIST ALL-AMERICA BOWL (1958-62) (Tucson, Ariz.)

Date	Score (Attendance)
1-4-58	College All-Stars 56, Tucson Cowboys 28
1-3-59	Major-College 14, Small-College 12 (10,000)
1-2-60	Major-College 53, Small-College 0 (14,500)
12-26-60	Major-College 25, Small-College 12
12-30-61	Major-College 31, Small-College 0 (14,000)
12-29-62	Small-College 14, Major-College 13

POTATO BOWL (1967)
(Bakersfield, Calif.)

Date	Score (Attendance)
12-23-67	North 23, South 7 (5,600)

ROCKY MOUNTAIN CONFERENCE-NORTH CENTRAL CONFERENCE GAME (1930)
(Elks Charity Bowl)
(Denver, Colo.)

Date	Score
1-1-30	North Central 13, Rocky Mountain 6

SALAD BOWL ALL-STAR GAME (1955)
(Phoenix, Ariz.)

Date	Score (Attendance)
1-1-55	Skyline Conference 20, Border Conference 13 (8,000)
12-31-55	Border Conference 13, Skyline Conference 10

SHERIDAN BLACK ALL-STAR GAME (1979-82)
(See Black College All-Star Bowl)**SMOKE BOWL (1941)**
(Richmond, Va.)

Date	Score (Attendance)
1-1-41	Norfolk All-Stars 16, Richmond All-Stars 2 (5,000)

SOUTHWEST CHALLENGE BOWL (1963-64)
(Corpus Christi, Texas)

Date	Score (Attendance)
1-5-63	National 33, Southwest 13
1-4-64	National 66, Southwest 14 (10,200)

U.S. BOWL (1962)
(Washington, D. C.)

[Teams were composed of players selected in the recent NFL draft]

Date	Score
1-7-62	West 33, East 19

THE VILLAGES GRIDIRON CLASSIC

Playing Sites: Florida Citrus Bowl, Orlando (1999-03); The Villages Polo Stadium, Lady Lake, Fla. (2004-05)

The Villages Gridiron Classic was known as the Rotary Gridiron Classic for the first five years. The format changed from a Team Florida vs. Team USA to a North vs. South format in 2004.

Date	Score (Attendance)
1-16-99	Team Florida 17, Team USA 9 (29,725)
1-15-00	Team USA 21, Team Florida 14 (21,298)
1-13-01	Team Florida 10, Team USA 0 (25,000)
1-19-02	Team Florida 42, Team USA 13 (20,344)
1-25-03	Team USA 20, Team Florida 17 (9,375)
1-31-04	North 35, South 31 (12,312)
1-15-05	South 24, North 21 (12,635)

Series records: Team Florida-Team USA (1999-03)—Team Florida won 3, Team USA 2; North-South (2004-05)**—North won 1, South 1.

FORMER SPECIAL PRESEASON GAMES PLAYED IN USA**BCA CLASSIC**

Sponsor: Black Coaches' Association

Playing Sites: Spartan Stadium, East Lansing, Mich. (1998); Royal-Memorial Stadium, Austin, Texas (1999); LaVell Edwards Stadium, Provo, Utah (2001); Memorial/Osborne Stadium, Lincoln, Neb. (2002); Arrowhead Stadium, Kansas City, Mo. (2003); FedEx Field, Landover, Md. (2004)

Date	Score (Attendance)
8-29-98	Colorado St. 23, Michigan St. 16 (68,624)
8-28-99	North Carolina St. 23, Texas 20 (82,252)
8-27-00	Game cancelled because of weather
8-25-01	Brigham Young 70, Tulane 35 (49,008)
8-24-02	Nebraska 48, Arizona St. 10 (77,779)
8-23-03	Kansas St. 42, California 28 (50,823)
8-28-04	Southern California 24, Virginia Tech 13 (91,665)

EDDIE ROBINSON CLASSIC

Playing Sites: Ohio Stadium, Columbus, Ohio (1997); Memorial Stadium (now Memorial/Osborne Stadium), Lincoln, Neb. (1998); Notre Dame Stadium, South Bend, Ind. (1999); Arrowhead Stadium, Kansas City, Mo. (2000, 2002); Camp Randall Stadium, Madison, Wis. (2001)

Date	Score (Attendance)
8-28-97	Ohio St. 24, Wyoming 10 (89,112)
8-29-98	Nebraska 56, Louisiana Tech 27 (76,021)
8-28-99	Notre Dame 48, Kansas 13 (80,012)
8-26-00	Kansas St. 27, Iowa 7 (77,148)
8-25-01	Wisconsin 26, Virginia 17 (76,740)
8-24-02	Florida St. 38, Iowa St. 31 (55,132)

KICKOFF CLASSIC

Sponsor: National Association of Collegiate Directors of Athletics (NACDA).

Playing Site: Giants Stadium (1983-02)

Date	Score (Attendance)
8-29-83	Nebraska 44, Penn St. 6 (71,123)
8-27-84	Miami (Fla.) 20, Auburn 18 (51,131)
8-29-85	Brigham Young 28, Boston College 14 (51,227)
8-27-86	Alabama 16, Ohio St. 10 (68,296)
8-30-87	Tennessee 23, Iowa 22 (54,681)
8-27-88	Nebraska 23, Texas A&M 14 (58,172)
8-31-89	Notre Dame 36, Virginia 13 (77,323)
8-31-90	Southern California 34, Syracuse 16 (57,293)
8-28-91	Penn St. 34, Georgia Tech 22 (77,409)
8-29-92	North Carolina St. 24, Iowa 14 (46,251)
8-28-93	Florida St. 42, Kansas 0 (51,734)
8-28-94	Nebraska 31, West Virginia 0 (58,233)
8-27-95	Ohio St. 38, Boston College 6 (62,711)
8-25-96	Penn St. 24, Southern California 7 (77,716)
8-24-97	Syracuse 34, Wisconsin 0 (51,185)
8-31-98	Florida St. 23, Texas A&M 14 (59,232)
8-29-99	Miami (Fla.) 23, Ohio St. 12 (73,037)
8-27-00	Southern California 29, Penn St. 5 (78,902)
8-26-01	Georgia Tech 13, Syracuse 7 (41,517)
8-31-02	Notre Dame 22, Maryland 0 (72,903)

PIGSKIN CLASSIC

Playing Sites: Anaheim Stadium (now Angel Stadium of Anaheim), Anaheim, Calif. (1990-94); Michigan Stadium, Ann Arbor, Michigan (1995); Cougar Stadium (now LaVell Edwards Stadium), Provo, Utah (1996); Soldier Field, Chicago (1997); L.A. Memorial Coliseum, Los Angeles, Calif. (1998); Beaver Stadium, State College, Pa. (1999); Alltel Stadium, Jacksonville, Fla. (2000); Memorial/Osborne Stadium, Lincoln, Neb. (2001); Ohio Stadium, Columbus, Ohio (2002)

Date	Score (Attendance)
8-26-90	Colorado 31, Tennessee 31 (33,458)
8-29-91	Florida St. 44, Brigham Young 28 (38,363)
8-26-92	Texas A&M 10, Stanford 7 (35,240)
8-29-93	North Carolina 31, Southern California 9 (49,309)
8-29-94	Ohio St. 34, Fresno St. 10 (28,513)
8-26-95	Michigan 18, Virginia 17 (101,444)
8-24-96	Brigham Young 41, Texas A&M 37 (55,229)
8-23-97	Northwestern 24, Oklahoma 0 (36,804)
8-30-98	Southern California 27, Purdue 17 (56,623)
8-28-99	Penn St. 41, Arizona 7 (97,168)
8-26-00	Florida St. 29, Brigham Young 3 (54,260)
8-25-01	Nebraska 21, TCU 7 (77,473)
8-24-02	Ohio St. 45, Texas Tech 21 (100,037)

HISPANIC COLLEGE FUND CLASSIC

Sponsor: Transamerica

Playing Sites: Jones Stadium, Lubbock, Texas (2000); Memorial Stadium, Norman, Okla. (2001); Lane Stadium, Blacksburg, Va. (2002)

Date	Score (Attendance)
8-26-00	Texas Tech 24, New Mexico 3 (42,238)
8-25-01	Oklahoma 41, North Carolina 27 (75,423)
8-25-02	Virginia Tech 63, Arkansas St. 7 (54,016)

JIM THORPE CLASSIC

Sponsor: Jim Thorpe Association

Playing Sites: Folsom Field, Boulder, Colo. (2001); Scott/Harrison Field, Charlottesville, Va. (2002)

Date	Score (Attendance)
8-26-01	Fresno St. 24, Colorado 22 (47,762)
8-22-02	Colorado St. 35, Virginia 29 (57,120)

JOHN THOMPSON FOUNDATION CHALLENGE CLASSIC

Sponsor: John Thompson Foundation

Playing Sites: Papa John's Cardinal Stadium, Louisville, Ky. (2001); Camp Randall Stadium, Madison, Wis. (2002)

Date	Score (Attendance)
8-23-01	Louisville 45, New Mexico St. 24 (38,129)
8-23-02	Wisconsin 23, Fresno St. 21 (75,136)

BCA BOWL

Playing Site: Carter-Finley Stadium, Raleigh, N.C. (2002)

Date	Score (Attendance)
8-24-02	North Carolina St. 34, New Mexico 24 (47,018)

CONFERENCE CHAMPIONSHIP GAMES**ATLANTIC COAST CONFERENCE CHAMPIONSHIP**

Present Site: Jacksonville, Fla.

Stadium (Capacity): Alltel Stadium (77,497)

Playing Surface: Grass

Playing Site: Alltel Stadium, Jacksonville, Fla. (2005)

Date	Score (Attendance)
12-3-05	Florida St. (Atlantic Div.) 27, Virginia Tech (Coastal Div.) 22 (72,749)

BIG 12 CONFERENCE CHAMPIONSHIP

Present Site: Kansas City, Mo.

Stadium (Capacity): Arrowhead Stadium (79,451)

Playing Surface: Grass

Playing Sites: Trans World Dome (now Edward Jones Dome), St. Louis, Mo. (1996; 1998); Alamodome, San Antonio, Texas (1997; 1999); Arrowhead Stadium, Kansas City, Mo. (2000, 2003-04); Texas Stadium, Irving, Texas (2001); Reliant Stadium, Houston, Texas (2002; 2005)

Date	Score (Attendance)
12-7-96	Texas (South Div.) 37, Nebraska (North Div.) 27 (63,109)
12-6-97	Nebraska (North Div.) 54, Texas A&M (South Div.) 15 (64,824)
12-5-98	Texas A&M (South Div.) 36, Kansas St. (North Div.) 33 (60,789)
12-4-99	Nebraska (North Div.) 22, Texas (South Div.) 6 (65,035)
12-2-00	Oklahoma (South Div.) 27, Kansas St. (North Div.) 24 (79,655)
12-1-01	Colorado (North Div.) 39, Texas (South Div.) 37 (65,675)
12-7-02	Oklahoma (South Div.) 29, Colorado (North Div.) 7 (63,332)
12-6-03	Kansas St. (North Div.) 35, Oklahoma (South Div.) 7 (79,451)
12-4-04	Oklahoma (South Div.) 42, Colorado (North Div.) 3 (62,130)
12-3-05	Texas (South Div.) 70, Colorado (North Div.) 3 (71,107)

CONFERENCE USA CHAMPIONSHIP

Present Site: Team with highest conference winning percentage

Stadium (Capacity): To be determined

Playing Surface: To be determined

Playing Site: Florida Citrus Bowl, Orlando (2005)

Date	Score (Attendance)
12-3-05	Tulsa (West Div.) 44, UCF (East Div.) 27 (51,978)

MID-AMERICAN CONFERENCE CHAMPIONSHIP

Present Site: Detroit, Mich.

Stadium (Capacity): Ford Field (65,000)

Playing Surface: FieldTurf

Playing Sites: Marshall University Stadium, Huntington, W. Va. (1997-00, 02); Glass Bowl, Toledo, Ohio (2001); Doyt Perry Stadium, Bowling Green, Ohio (2003); Ford Field, Detroit, Mich. (since 2004)

Date	Score (Attendance)
12-5-97	Marshall (East Div.) 34, Toledo (West Div.) 14 (28,021)
12-4-98	Marshall (East Div.) 23, Toledo (West Div.) 17 (28,085)
12-3-99	Marshall (East Div.) 34, Western Mich. (West Div.) 30 (28,069)
12-1-00	Marshall (East Div.) 19, Western Mich. (West Div.) 14 (24,816)
11-30-01	Toledo (West Div.) 41, Marshall (East Div.) 36 (20,025)
12-07-02	Marshall (East Div.) 49, Toledo (West Div.) 45 (24,582)
12-4-03	Miami (Ohio) (East Div.) 49, Bowling Green (West Div.) 27 (24,833)
12-2-04	Toledo (West Div.) 35, Miami (Ohio) (East Div.) 27 (22,138)
12-1-05	Akron (East Div.) 31, Northern Ill. (West Div.) 30 (12,051)

SOUTHEASTERN CONFERENCE CHAMPIONSHIP**Present Site:** Atlanta, Ga.**Stadium (Capacity):** Georgia Dome (71,250)**Playing Surface:** FieldTurf**Playing Sites:** Legion Field, Birmingham, Ala. (1992-93); Georgia Dome, Atlanta (since 1994)

Date	Score (Attendance)
12-5-92	Alabama (Western Div.) 28, Florida (Eastern Div.) 21 (83,091)
12-4-93	Florida (Eastern Div.) 28, Alabama (Western Div.) 13 (76,345)
12-3-94	Florida (Eastern Div.) 24, Alabama (Western Div.) 23 (74,751)
12-2-95	Florida (Eastern Div.) 34, Arkansas (Western Div.) 3 (71,325)
12-7-96	Florida (Eastern Div.) 45, Alabama (Western Div.) 30 (74,132)
12-6-97	Tennessee (Eastern Div.) 30, Auburn (Western Div.) 29 (74,896)
12-5-98	Tennessee (Eastern Div.) 24, Mississippi St. (Western Div.) 14 (74,795)
12-4-99	Alabama (Western Div.) 34, Florida (Eastern Div.) 7 (74,309)
12-2-00	Florida (Eastern Div.) 28, Auburn (Western Div.) 6 (73,427)
12-8-01	LSU (Western Div.) 31, Tennessee (Eastern Div.) 20 (74,843)
12-7-02	Georgia (Eastern Div.) 30, Arkansas (Western Div.) 3 (75,835)
12-6-03	LSU (Western Div.) 34, Georgia (Eastern Div.) 13 (74,913)
12-4-04	Auburn (Western Div.) 38, Tennessee (Eastern Div.) 28 (74,892)
12-3-05	Georgia (Eastern Div.) 34, LSU (Western Div.) 14 (73,717)

WESTERN ATHLETIC CONFERENCE CHAMPIONSHIP**Site:** Las Vegas, Nev.**Stadium (Capacity):** Sam Boyd (32,000)**Playing Surface:** Monsanto Turf**Playing Site:** Sam Boyd Stadium (1996-98)

Date	Score (Attendance)
12-7-96	Brigham Young (Mountain Div.) 28, Wyoming (Pacific Div.) 25 (41,238)
12-6-97	Colorado St. (Pacific Div.) 41, New Mexico (Mountain Div.) 13 (12,706)
12-5-98	Air Force (Pacific Div.) 20, Brigham Young (Mountain Div.) 13 (32,745)

REGULAR-SEASON GAMES PLAYED IN FOREIGN COUNTRIES**TOKYO, JAPAN**

(Called Mirage Bowl 1976-85, Coca-Cola Classic from 1986. Played at Tokyo Olympic Memorial Stadium 1976-87, Tokyo Dome from 1988-93.)

Date	Score (Attendance)
9-4-76	Grambling 42, Morgan St. 16 (50,000)
12-11-77	Grambling 35, Temple 32 (50,000)
12-10-78	Temple 28, Boston College 24 (55,000)
11-24-79	Notre Dame 40, Miami (Fla.) 15 (62,574)
11-30-80	UCLA 34, Oregon St. 3 (86,000)
11-28-81	Air Force 21, San Diego St. 16 (80,000)
11-27-82	Clemson 21, Wake Forest 17 (64,700)
11-26-83	SMU 34, Houston 12 (70,000)
11-17-84	Army 45, Montana 31 (60,000)
11-30-85	Southern California 20, Oregon 6 (65,000)
11-30-86	Stanford 29, Arizona 24 (55,000)
11-28-87	California 17, Washington St. 17 (45,000)
12-3-88	Oklahoma St. 45, Texas Tech 42 (56,000)
12-4-89	Syracuse 24, Louisville 13 (50,000)
12-2-90	Houston 62, Arizona St. 45 (50,000)
11-30-91	Clemson 33, Duke 21 (50,000)
12-6-92	Nebraska 38, Kansas St. 24 (50,000)
12-5-93	Wisconsin 41, Michigan St. 20 (51,500)

MELBOURNE, AUSTRALIA

Date	Score (Attendance)
12-6-85*	Wyoming 24, UTEP 21 (22,000)
12-4-87†	Brigham Young 30, Colorado St. 26 (76,652)

*Played at V.F.L. Park. †Played at Princes Park.

YOKOHAMA, JAPAN

Date	Score (Attendance)
12-2-78	Brigham Young 28, UNLV 24 (27,500)

OSAKA, JAPAN

Date	Score (Attendance)
9-3-78	Utah St. 10, Idaho St. 0 (15,000)

HAVANA, CUBA**(Played at Almadares Park)**

Date	Score (Attendance)
12-25-07	LSU 56, Havana University 0 (10,000)

DUBLIN, IRELAND

#Called Emerald Isle Classic. Played at Lansdowne Road Stadium. †Played at Croke Park.

Date	Score (Attendance)
11-19-88	Boston College 38, Army 24 (45,525)#
12-2-89	Pittsburgh 46, Rutgers 29 (19,800)#
11-2-96	Notre Dame 54, Navy 27 (38,651)†

LONDON, ENGLAND

Date	Score (Attendance)
10-16-88	Richmond 20, Boston U. 17 (6,000)

MILAN, ITALY

(Played at The Arena.)

Date	Score (Attendance)
10-28-89	Villanova 28, Rhode Island 25 (5,000)

LIMERICK, IRELAND

(Wild Geese Classic. Played at Limerick Gaelic Grounds.)

Date	Score (Attendance)
11-16-91	Holy Cross 24, Fordham 19 (17,411)

FRANKFURT, GERMANY

(Played at Wald Stadium.)

Date	Score (Attendance)
9-19-92	Heidelberg 7, Otterbein 7 (4,351)

GALWAY, IRELAND

(Called Christopher Columbus Classic.)

Date	Score (Attendance)
11-29-92	Bowdoin 7, Tufts 6 (2,500)

HAMILTON, BERMUDA

(Played at Bermuda National Soccer Stadium.)

Date	Score (Attendance)
11-20-93	Georgetown 17, Wash. & Lee 14 (3,218)
11-19-94	Davidson 28, Sewanee 14 (2,000)
10-28-95	Fordham 17, Holy Cross 10 (2,436)

EXHIBITION GAMES

(Games involving an active NCAA member versus an exhibition opponent played in the United States. Not counted as a regular-season game.)

ORLANDO, FLORIDA

(Played at Citrus Bowl)

Date	Score (Attendance)
10-3-92	UCF 42, Moscow Bears 6 (5,412)

EXHIBITION GAMES PLAYED IN FOREIGN COUNTRIES

(Games involving an active NCAA member versus a team from another country. Not counted as a regular-season game.)

KYOTO, JAPAN

(Played at Nishi Kyogoku Stadium)

Date	Score (Attendance)
3-29-97	Harvard 42, Kyoto 35 (16,000)



Coaching Records

All-Divisions Coaching Records.....	190
Division II Coaching Records.....	192
Division III Coaching Records.....	199
Coaching Honors.....	206



All-Divisions Coaching Records

Winningest All-Time Coaches

BY PERCENTAGE

This list includes all coaches with at least 10 seasons at four-year colleges (regardless of division or association). Bowl and playoff games included.

Coach (Alma Mater) (Colleges Coached, Tenure)	Years	Won	Lost	Tied	Pct.†
1. *Larry Kehres (Mount Union 1971) (Mount Union 1986-05)	20	231	20	3	.915
2. Knute Rockne (Notre Dame 1914) (Notre Dame 1918-30)	13	105	12	5	.881
3. Frank Leahy (Notre Dame 1931) (Boston College 1939-40, Notre Dame 41-43, 46-53)	13	107	13	9	.864
4. Bob Reade (Cornell College 1954) (Augustana [Ill.] 1979-94)	16	146	23	1	.862
5. Doyt Perry (Bowling Green 1932) (Bowling Green 1955-64)	10	77	11	5	.855
6. Dick Farley (Boston U. 1968) (Williams 1987-03)	17	114	19	3	.849
7. George Woodruff (Yale 1889) (Penn 1892-01, Illinois 1903, Carlisle 1905)	12	142	25	2	.846
8. Alonzo S. Jake Gaither (Knoxville 1927) (Florida A&M 1945-69)	25	204	36	4	.844
9. Dave Maurer (Denison 1954) (Wittenberg 1969-83)	15	129	23	3	.842
10. Paul Hoerneman (Heidelberg 1938) (Heidelberg 1946-59)	14	102	18	4	.839
11. Barry Switzer (Arkansas 1960) (Oklahoma 1973-88)	16	157	29	4	.837
12. Tom Osborne (Hastings 1959) (Nebraska 1973-97)	25	255	49	3	.836
13. Don Coryell (Washington 1950) (Whittier 1957-59, San Diego St. 61-72)	15	127	24	3	.834
14. Percy Haughton (Harvard 1899) (Cornell 1899-00, Harvard 1908-16, Columbia 1923-24)	13	96	17	6	.832
15. *Joe Fincham (Ohio 1988) (Wittenberg 1996-05)	10	93	19	0	.830
16. *Mike Kelly (Manchester 1970) (Dayton 1981-05)	25	231	47	1	.830
17. Bob Neyland (Army 1916) (Tennessee 1926-34, 36-40, 46-52)	21	173	31	12	.829
18. Fielding Yost (West Virginia 1895) (Ohio Wesleyan 1897, Nebraska 1898, Kansas 1899, Stanford 1900, Michigan 1901-23, 25-26)	29	196	36	12	.828
19. Bud Wilkinson (Minnesota 1937) (Oklahoma 1947-63)	17	145	29	4	.826
20. *Chuck Broyles (Pittsburg St. 1970) (Pittsburg St. 1990-05)	16	164	34	2	.825
21. Jay Locey (Oregon St. 1978) (Linfield 1996-05)	10	84	18	0	.824
22. Chuck Klausung (Slippery Rock 1948) (Indiana [Pa.] 1964-69, Carnegie Mellon 1976-85)	16	123	26	2	.821
23. Henry A. Kean (Fisk 1920) (Kentucky St. 1931-42, Tennessee St. 1944-54)	23	165	33	9	.819
24. Jock Sutherland (Pittsburgh 1918) (Lafayette 1919-23, Pittsburgh 1924-38)	20	144	28	14	.812
25. Ron Schipper (Hope 1952) (Central [Iowa] 1961-96)	36	287	67	3	.808
26. *Ken Sparks (Carson-Newman 1968) (Carson-Newman 1980-05)	26	251	59	2	.808
27. Bob Devaney (Alma 1939) (Wyoming 1957-61, Nebraska 1962-72)	16	136	30	7	.806
28. *Dan Hawkins (UC Davis 1984) (Willamette 1993-97, Boise St. 2001-05, Colorado 2006)	10	93	22	1	.806
29. Frank Thomas (Notre Dame 1923) (Chattanooga 1925-28, Alabama 1931-42, 44-46)	19	141	33	9	.795
30. Ad Rutschman (Linfield 1954) (Linfield 1968-91)	24	183	48	3	.788
31. Henry Williams (Yale 1891) (Army 1891, Minnesota 1900-21)	23	141	34	12	.786
32. Pete Schmidt (Alma 1970) (Albion 1983-96)	14	104	27	4	.785
33. Jim Sochor (San Fran. St. 1960) (UC Davis 1970-88)	19	156	41	5	.785
34. William M. Bill Edwards (Wittenberg 1931) (Case Tech 1934-40, Vanderbilt 1949-52, Wittenberg 1955-68)	25	176	46	8	.783

Coach (Alma Mater)

(Colleges Coached, Tenure)	Years	Won	Lost	Tied	Pct.†
35. Gil Dobie (Minnesota 1902) (North Dakota St. 1906-07, Washington 1908-16, Navy 1917-19, Cornell 1920-35, Boston College 1936-38)	33	180	45	15	.781
36. Bear Bryant (Alabama 1936) (Maryland 1945, Kentucky 1946-53, Texas A&M 1954-57, Alabama 1958-82)	38	323	85	17	.780
37. *John Gagliardi (Colorado Col. 1949) (Carroll [Mont.] 1949-52, St. John's [Minn.] 1953-05)	57	432	118	11	.780
38. *David Bennett (Presbyterian 1984) (Catawba 1995-01, Coastal Caro. 2003-05)	10	88	25	0	.779
39. Fred Folsom (Dartmouth 1895) (Colorado 1895-99, 01-02, Dartmouth 1903-06, Colorado 1908-15)	19	106	28	6	.779
40. *Jimmie Keeling (Howard Payne 1958) (Hardin-Simmons 1990-05)	16	135	39	0	.776
41. *Phillip Fulmer (Tennessee 1972) (Tennessee 1992-05)	14	128	37	0	.776
42. Bo Schembechler (Miami [Ohio] 1951) (Miami [Ohio] 1963-68, Michigan 1969-89)	27	234	65	8	.775
43. Roger Harring (Wis.-La Crosse 1958) (Wis.-La Crosse 1969-99)	31	261	75	7	.771
44. *K.C. Keeler (Delaware 1981) (Rowan 1993-01, Delaware 2002-05)	13	124	37	1	.769
45. *Bobby Bowden (Samford 1953) (Samford 1959-62, West Virginia 1970-75, Florida St. 1976-05)	40	359	107	4	.768
46. Fritz Crisler (Chicago 1922) (Minnesota 1930-31, Princeton 1932-37, Michigan 1938-47)	18	116	32	9	.768
47. Charley Moran (Tennessee 1898) (Texas A&M 1909-14, Centre 1919-23, Bucknell 1924-26, Catawba 1930-33)	18	122	33	12	.766
48. *Steve Spurrier (Florida 1967) (Duke 1987-89, Florida 1990-01, South Carolina 2005)	16	149	45	2	.765
49. Wallace Wade (Brown 1917) (Alabama 1923-30, Duke 1931-41, 46-50)	24	171	49	10	.765
50. Frank Kush (Michigan St. 1953) (Arizona St. 1958-79)	22	176	54	1	.764

*Active coach. †Ties computed as half won and half lost.

BY VICTORIES

This list includes all coaches with at least 10 seasons at four-year colleges (regardless of division or association). Bowl and playoff games included.

Coach (Alma Mater) (Colleges Coached, Tenure)	Years	Won	Lost	Tied	Pct.†
1. *John Gagliardi (Colorado Col. 1949) (Carroll [Mont.] 1949-52, St. John's [Minn.] 1953-05)	57	432	118	11	.780
2. Eddie Robinson (Leland 1941) (Grambling 1941-42, 45-97)	55	408	165	15	.707
3. *Bobby Bowden (Samford 1953) (Samford 1959-62, West Virginia 1970-75, Florida St. 1976-05)	40	359	107	4	.768
4. *Joe Paterno (Brown 1950) (Penn St. 1966-05)	40	354	117	3	.750
5. Bear Bryant (Alabama 1936) (Maryland 1945, Kentucky 1946-53, Texas A&M 1954-57, Alabama 1958-82)	38	323	85	17	.780
6. Pop Warner (Cornell 1895) (Georgia 1895-96, Cornell 1897-98, Carlisle 1899-03, Cornell 1904-06, Carlisle 1907-14, Pittsburgh 1915-23, Stanford 1924-32, Temple 1933-38)	44	319	106	32	.733
7. Amos Alonzo Stagg (Yale 1890) (Springfield 1890-91, Chicago 1892-32, Pacific 1933-46)	57	314	199	35	.605
8. Roy Kidd (Eastern Ky. 1954) (Eastern Ky. 1964-02)	39	313	124	8	.712
9. Frosty Westering (Neb.-Omaha 1952) (Parsons 1962-63, Lea 1966-71, Pacific Lutheran 1972-03)	40	305	96	7	.756
10. Tubby Raymond (Michigan 1950) (Delaware 1966-01)	36	300	119	3	.714
11. Ron Schipper (Hope 1952) (Central [Iowa] 1961-96)	36	287	67	3	.808
12. Roger Harring (Wis.-La Crosse 1958) (Wis.-La Crosse 1969-99)	31	261	75	7	.771
13. LaVell Edwards (Utah St. 1952) (Brigham Young 1972-00)	29	257	101	3	.716

Coach (Alma Mater) (Colleges Coached, Tenure)	Years	Won	Lost	Tied	Pct.†
14. Tom Osborne (Hastings 1959) (Nebraska 1973-97)	25	255	49	3	.836
15. *Ken Sparks (Carson-Newman 1968) (Carson-Newman 1980-05)	26	251	59	2	.808
16. *Frank Girardi (West Chester 1961) (Lycoming 1972-05)	34	250	85	5	.743
17. Lou Holtz (Kent St. 1959) (William & Mary 1969-71, North Carolina St. 1972-75, Arkansas 1977-83, Minnesota 1984-85, Notre Dame 1986-96, South Carolina 1999-04)	33	249	132	7	.651
18. Woody Hayes (Denison 1935) (Denison 1946-48, Miami [Ohio] 1949-50, Ohio St. 1951-78)	33	238	72	10	.759
19. Billy Joe (Villanova 1963) (Cheyney 1972-78, Central St. [Ohio] 1981-93, Florida A&M 1994-04)	31	237	108	4	.685
20. #John A. Merritt (Kentucky St. 1950) (Jackson St. 1952-62, Tennessee St. 1963-83)	32	235	70	12	.760
21. Bo Schembechler [Miami (Ohio) 1951] (Miami [Ohio] 1963-68, Michigan 1969-89)	27	234	65	8	.775
22. Arnett W. Mumford (Wilberforce 1924) (Jarvis Christian 1924-26, Bishop 1927-29, Texas Col. 1931-35, Southern U. 1936-42, 44-61)	36	233	85	23	.717
23. Hayden Fry (Baylor 1951) (SMU 1962-72, North Texas 1973-78, Iowa 1979-98)	37	232	178	10	.564
24. *Larry Kehres (Mount Union 1971) (Mount Union 1986-05)	20	231	20	3	.915
*Mike Kelly (Manchester 1970) (Dayton 1981-05)	25	231	47	1	.830
26. Fred T. Long (Millikin 1918) (Paul Quinn 1921-22, Wiley 1923-47, Prairie View 1948, Texas Col. 1949-55, Wiley 1956-65)	45	227	151	31	.593
27. Gene Carpenter (Huron 1963) (Adams St. 1968, Millersville 1970-00) @Ron Harms (Valparaiso 1959) (Concordia [Neb.] 1964-69, Adams St. 1970-73, Tex. A&M-Kingsville 1979-99)	32	219	89	6	.707
29. Ron Randleman (William Penn 1964) (William Penn 1969-75, Pittsburg St. 1976-81, Sam Houston St. 1982-04)	31	219	112	4	.660
30. Jim Christopherson (Concordia-M'head 1960) (Concordia-M'head 1969-00) Fred Martinelli (Otterbein 1951) (Ashland 1959-93)	32	217	102	7	.676
32. *Willard Bailey (Norfolk St. 1962) (Virginia Union 1971-83, Norfolk St. 1984-92, Virginia Union 1995-03, St. Paul's 2005)	35	217	119	12	.641
33. Bill Manlove (Temple 1958) (Widener 1969-91, Delaware Valley 1992-95, La Salle 1997-01)	32	211	111	1	.655
34. *Bob Ford (Springfield 1959) (St. Lawrence 1965-68, Albany [N.Y.] 1973-05)	37	210	154	1	.577
35. Peter Mazzaferro (Centre 1954) (Waynesburg 1959-62, Curry 1963, Bridgewater St. 1968-86, 88-04)	41	209	157	11	.569
36. Jess Neely (Vanderbilt 1924) (Rhodes 1924-27, Clemson 1931-39, Rice 1940-66)	40	207	176	19	.539
37. Jim Butterfield (Maine 1953) (Ithaca 1967-93)	27	206	71	1	.743
38. Bud Elliott (Baker 1953) (Southwestern [Kan.] 1964-68, Washburn 1969-70, Emporia St. 1971-73, Texas-Arlington 1974-83, Northwest Mo. St. 1988-93, Eastern N.M. 1994-04)	37	205	179	9	.533
39. Alonzo S. Jake Gaither (Knoxville 1927) (Florida A&M 1945-69)	25	204	36	4	.844
40. Warren Woodson (Baylor 1924) (Conway St. 1935-40, Hardin-Simmons 1941-42, 46-51, Arizona 1952-56, New Mexico St. 1958-67, Trinity [Tex.] 1972-73)	31	203	95	14	.673
41. Don Nehlen (Bowling Green 1958) (Bowling Green 1968-76, West Virginia 1980-00)	30	202	128	8	.609
42. Vince Dooley (Auburn 1954) (Georgia 1964-88) Eddie Anderson (Notre Dame 1922) (Loras 1922-24, DePaul 1925-31, Holy Cross 1933-38, Iowa 1939-42, 46-49, Holy Cross 1950-64)	25	201	77	10	.715
Keith W. Piper (Baldwin-Wallace 1948) (Denison 1954-92)	39	201	141	18	.583

Coach (Alma Mater) (Colleges Coached, Tenure)	Years	Won	Lost	Tied	Pct.†
45. Darrell Mudra (Peru St. 1951) (Adams St. 1959-62, North Dakota St. 1963-65, Arizona 1967-68, Western Ill. 1969-73, Florida St. 1974-75, Eastern Ill. 1978-82, UNI 1983-87)	26	200	81	4	.709
Jim Sweeney (Portland 1951) (Montana St. 1963-67, Washington St. 1968-75, Fresno St. 1976-77, 80-96)	32	200	154	4	.564
47. *Dennis Douds (Slippery Rock 1963) (East Stroudsburg 1974-05)	32	199	130	3	.604
48. Frank Cignetti (Indiana [Pa.] 1960) (West Virginia 1976-79, Indiana [Pa.] 1986-05) Dana X. Bible (Carson-Newman 1912) (Mississippi Col. 1913-15, LSU 1916, Texas A&M 1917, 17-28, Nebraska 1929-36, Texas 1937-46)	24	198	78	1	.717
50. Dan McGugin (Michigan 1904) (Vanderbilt 1904-17, 19-34)	33	198	72	23	.715
30	197	55	19		.762

*Active coach. †Ties computed as half won and half lost. #Tennessee State's participation in 1981 and 1982 Division IAA championships (1-2 record) vacated by action of the NCAA Committee on Infractions. @Texas A&M-Kingsville's participation in the 1996, 1997 and 1998 Division II championships (2-3 record) vacated by action of the NCAA Committee on Infractions.

Winningest Active Coaches

BY PERCENTAGE

This list includes all coaches with at least five seasons at four-year colleges (regardless of division or association). Bowl and playoff games included.

Coach, College	Years	Won	Lost	Tied	Pct.†
1. Larry Kehres, Mount Union 20 231 20 3 .915					
2. Chris Hatcher, Valdosta St. 6 68 10 0 .872					
3. Larry Coker, Miami (Fla.) 5 53 9 0 .855					
4. Jim Purtil, St. Norbert 7 64 11 0 .853					
5. Pete Carroll, Southern California 5 54 10 0 .844					
6. Joe Fincham, Wittenberg 10 93 19 0 .830					
7. Mike Kelly, Dayton 25 231 47 1 .830					
8. Chuck Broyles, Pittsburg St. 16 164 34 2 .825					
9. Bob Stoops, Oklahoma 7 75 16 0 .824					
10. Urban Meyer, Florida 5 48 11 0 .814					
11. Charles Priore, Stony Brook 6 39 9 0 .813					
12. Bryan Collins, C.W. Post 8 73 17 0 .811					
13. Chris Creighton, Wabash 9 76 18 0 .809					
14. Ken Sparks, Carson-Newman 26 251 59 2 .808					
15. Dan Hawkins, Colorado 10 93 22 1 .806					
16. Mark Richt, Georgia 5 52 13 0 .800					
17. John Gagliardi, St. John's (Minn.) 57 432 118 11 .780					
18. David Bennett, Coastal Caro. 10 88 25 0 .779					
19. Jimmie Keeling, Hardin-Simmons 16 135 39 0 .776					
20. Phillip Fulmer, Tennessee 14 128 37 0 .776					
21. Dean Paul, Ohio Northern 6 48 14 0 .774					
22. K.C. Keeler, Delaware 13 124 37 1 .769					
23. Bobby Bowden, Florida St. 40 359 107 4 .768					
24. Steve Spurrier, South Carolina 16 149 45 2 .765					
25. Bill Zwaan, West Chester 9 81 25 0 .764					

†Ties computed as half won and half lost.

BY VICTORIES

This list includes all coaches with at least five seasons at four-year colleges (regardless of division or association). Bowl and playoff games included.

Coach, College	Years	Won	Lost	Tied	Pct.†
1. John Gagliardi, St. John's (Minn.) 57 432 118 11 .780					
2. Bobby Bowden, Florida St. 40 359 107 4 .768					
3. Joe Paterno, Penn St. 40 354 117 3 .750					
4. Ken Sparks, Carson-Newman 26 251 59 2 .808					
5. Frank Girardi, Lycoming 34 250 85 5 .743					
6. Larry Kehres, Mount Union 20 231 20 3 .915					
Mike Kelly, Dayton 25 231 47 1 .830					
8. Willard Bailey, St. Paul's 32 215 118 7 .643					
9. Bob Ford, Albany (N.Y.) 37 210 154 1 .577					
10. Dennis Douds, East Stroudsburg 32 199 130 3 .604					
11. Frank Beamer, Virginia Tech 25 188 102 4 .646					
12. Al Bagnoli, Penn 24 185 58 0 .761					
Jim Tressel, Ohio St. 20 185 70 2 .724					
14. Joe Taylor, Hampton 23 181 70 4 .718					
15. Chris Ault, Nevada 21 177 73 1 .707					
Mel Tjeerdsma, Northwest Mo. St. 22 177 74 4 .702					
17. Walt Hameline, Wagner 25 175 86 2 .669					
Eric Hamilton, TCNJ 29 175 109 6 .614					
Jimmye Laycock, William & Mary 26 175 119 2 .595					
20. Joe Glenn, Wyoming 21 172 80 1 .682					

Coach, College	Years	Won	Lost	Tied	Pct.†
21. Dennis Franchione, Texas A&M.....	23	171	92	2	.649
22. Mack Brown, Texas.....	22	169	93	1	.644
Andy Talley, Villanova.....	26	169	107	2	.612
24. Wayne Perry, Hanover.....	24	168	75	2	.690
25. Rob Ash, Drake.....	26	167	97	5	.630

†Ties computed as half won and half lost.

Matchups of Coaches Each With 200 Victories

Date	Coaches, Teams (Victories Going In)	Winner (Score)
11-11-1961	Arnett Mumford, Southern U. (232) Fred Long, Wiley (215)	Wiley (21-19) Alabama (35-6)
1-1-1978	Bear Bryant, Alabama (272) Sugar Bowl Woody Hayes, Ohio St. (231)	Alabama (35-6)
10-11-1980	Eddie Robinson, Grambling (284) John Merritt, Tennessee St. (200)	Grambling (52-27)
10-10-1981	Eddie Robinson, Grambling (294) John Merritt, Tennessee St. (209)	Tennessee St. (14-10)
10-9-1982	Eddie Robinson, Grambling (301) John Merritt, Tennessee St. (218)	Tennessee St. (22-8)
10-8-1983	Eddie Robinson, Grambling (308) John Merritt, Tennessee St. (228)	Tie (7-7)
11-28-1987	John Gagliardi, St. John's (Minn.) (251) Ron Schipper, Central (Iowa) (202)	Central (Iowa) (13-3) St. John's (Minn.) (27-24)
11-25-1989	John Gagliardi, St. John's (Minn.) (268) Ron Schipper, Central (Iowa) (224)	St. John's (Minn.) (27-24)
12-28-1990	Joe Paterno, Penn St. (229) Blockbuster Bowl Bobby Bowden, Florida St. (204)	Florida St. (24-17)
11-27-1993	John Gagliardi, St. John's (Minn.) (305) Roger Harring, Wis.-La Crosse (210)	St. John's (Minn.) (47-25)
1-1-1994	Bobby Bowden, Florida St. (238) Orange Bowl Tom Osborne, Nebraska (206)	Florida St. (18-16)
9-17-1994	Joe Paterno, Penn St. (258) Hayden Fry, Iowa (202)	Penn St. (61-21)
10-21-1995	Joe Paterno, Penn St. (273) Hayden Fry, Iowa (210)	Penn St. (41-27)
1-1-1996	Bobby Bowden, Florida St. (258) Orange Bowl Lou Holtz, Notre Dame (208)	Florida St. (31-26)
10-19-1996	Joe Paterno, Penn St. (284) Hayden Fry, Iowa (217)	Iowa (21-20)
11-17-1996	Jim Malosky, Minn. Duluth (250) Roger Harring, Wis.-La Crosse (241)	Minn. Duluth (17-3)
11-30-1996	John Gagliardi, St. John's (Minn.) (336) Roger Harring, Wis.-La Crosse (242)	Wis.-La Crosse (37-30)

Date	Coaches, Teams (Victories Going In)	Winner (Score)
12-4-1999	John Gagliardi, St. John's (Minn.) (364) Frosty Westering, Pacific Lutheran (274)	Pacific Lutheran (19-9) Florida St. (29-3)
8-26-2000	Bobby Bowden, Florida St. (304) LaVell Edwards, Brigham Young (251)	Florida St. (29-3)
11-25-2000	John Gagliardi, St. John's (Minn.) (374) Frosty Westering, Pacific Lutheran (286)	St. John's (Minn.) (28-21) (ot)
12-1-2001	John Gagliardi, St. John's (Minn.) (387) Frosty Westering, Pacific Lutheran (294)	St. John's (Minn.) (31-6)
12-20-2003	John Gagliardi, St. John's (Minn.) (413) Larry Kehres, Mount Union (205)	St. John's (Minn.) (24-6)
10-2-2004	Billy Joe, Florida A&M (235) Willard Bailey, Virginia Union (212)	Florida A&M (35-10)
1-3-2006	Bobby Bowden, Florida St. (359) Orange Bowl Joe Paterno, Penn St. (353)	Penn St. (26-23) (3 ot)

Coaches With 200 or More Victories at One College

(Bowl and Playoff Games Included)

Coach (College, Tenure)	Years	Won	Lost	Tied	Pct.#
*John Gagliardi, St. John's (Minn.) (1953-)	†53	408	112	10	.779
Eddie Robinson, Grambling (1941-42, 45-97)	†55	408	165	15	.707
*Joe Paterno, Penn St. (1966-)	40	354	117	3	.750
Roy Kidd, Eastern Ky. (1964-2002)	†39	315	123	8	.715
Tubby Raymond, Delaware (1966-2001)	†36	300	119	3	.714
Ron Schipper, Central (Iowa) (1961-96)	†36	287	67	3	.808
*Bobby Bowden, Florida St. (1976-)	30	286	75	4	.789
Frosty Westering, Pacific Lutheran (1972-2003)	†32	261	70	4	.785
Roger Harring, Wis.-La Crosse (1969-99)	†31	261	75	7	.771
LaVell Edwards, Brigham Young (1972-2000)	29	257	101	3	.716
Tom Osborne, Nebraska (1973-97)	25	255	49	3	.836
Jim Malosky, Minn. Duluth (1958-97)	†40	255	125	13	.665
*Ken Sparks, Carson-Newman (1980-)	†26	251	59	2	.808
*Frank Girardi, Lycoming (1972-)	†34	250	85	5	.743
Amos Alonzo Stagg, Chicago (1892-1932)	41	244	111	27	.674
Bear Bryant, Alabama (1958-82)	25	232	46	9	.824
*Larry Kehres, Mount Union (1986-)	†20	231	20	3	.915
*Mike Kelly, Dayton (1981-)	†25	231	47	1	.830
Fred Martinelli, Ashland (1959-93)	†35	217	119	12	.641
Jim Butterfield, Ithaca (1967-93)	†27	206	71	1	.743
Woody Hayes, Ohio St. (1951-78)	28	205	61	10	.761
Jake Gaiher, Florida A&M (1945-69)	†25	203	36	4	.844
Vince Dooley, Georgia (1964-88)	25	201	77	10	.715

†Zero to nine years in Division I-A. *Active coach. #Ties computed as half won and half lost.

Division II Coaching Records

Winningest Active Division II Coaches

(Minimum 5 years as head coach at Division II institutions; record at four-year colleges only.)

BY PERCENTAGE

Coach, College	Years	Won	Lost	Tied	Pct.†
Chris Hatcher, Valdosta St.	6	68	10	0	.872
Chuck Broyles, Pittsburg St.	16	164	34	2	.825
Bryan Collins, C.W. Post	8	73	17	0	.811
Ken Sparks, Carson-Newman	26	250	59	2	.807
Peter Yetten, Bentley	18	133	46	1	.742
Dale Lennon, North Dakota	9	81	29	0	.736
Danny Hale, Bloomsburg	18	146	52	1	.736
Tom Sawyer, Winona St.	10	84	32	0	.724
Richard Cundiff, Tex. A&M-Kingsville.....	6	49	20	0	.710
Mel Tjeerdsma, Northwest Mo. St.	22	177	74	4	.702
Willie Fritz, Central Mo. St.	9	70	30	0	.700
Mike White, Albany St. (Ga.)	6	44	21	0	.677
Darrell Morris, Neb.-Kearney	6	43	21	0	.672
Bill Maskill, Midwestern St.	6	41	22	0	.651
Randy Awrey, Saginaw Valley.....	16	111	61	1	.645
Willard Bailey, St. Paul's.....	32	215	118	7	.643
Tommy Spangler, Presbyterian	5	35	20	0	.636
Monte Cater, Shepherd.....	25	158	92	2	.631
George Mihalik, Slippery Rock	18	120	72	4	.622
Kenny Phillips, Fayetteville St.	6	41	25	0	.621

Coach, College	Years	Won	Lost	Tied	Pct.†
Pat Behrms, Neb.-Omaha	18	122	76	0	.616
John Zamberlin, Central Wash.	9	57	36	0	.613
Steve Mullins, Arkansas Tech	9	59	38	0	.608
Jerry Partridge, Mo. Western St.	9	62	40	0	.608
Dennis Douds, East Stroudsburg	32	199	130	3	.604
Bob Stitt, Colorado Mines.....	6	40	27	0	.597
Rick Rhoades, Delta St.	10	66	45	1	.594
Art Wilkins, American Int'l.....	12	73	51	0	.589
Jeff Tesch, Bemidji St.	10	62	44	0	.585
Rocky Rees, Shippensburg.....	21	133	95	2	.583

†Ties computed as half won and half lost.

BY VICTORIES

Coach, College	Years	Won	Lost	Tied	Pct.†
Ken Sparks, Carson-Newman	26	250	59	2	.807
Willard Bailey, St. Paul's.....	32	215	118	7	.643
Dennis Douds, East Stroudsburg	32	199	130	3	.604
Mel Tjeerdsma, Northwest Mo. St.	22	177	74	4	.702
Chuck Broyles, Pittsburg St.	16	164	34	2	.825
Monte Cater, Shepherd.....	25	158	92	2	.631
Danny Hale, Bloomsburg.....	18	146	52	1	.736
Peter Yetten, Bentley	18	133	46	1	.742
Rocky Rees, Shippensburg.....	21	133	95	2	.583
Pat Behrms, Neb.-Omaha.....	18	122	76	0	.616
Richard Cavanaugh, Southern Conn. St.	21	121	93	1	.565
George Mihalik, Slippery Rock	18	120	72	4	.622
Randy Awrey, Saginaw Valley.....	16	111	61	1	.645

Coch, College	Years	Won	Lost	Tied	Pct. †
Bill Struble, West Va. Wesleyan.....	23	106	125	0	.459
Bobby Wallace, West Ala.	18	101	107	1	.486
Bernie Anderson, Northern Mich.	19	91	97	0	.484
Tony DeMeo, Charleston (W.V.)	17	85	82	2	.509
Tom Sawyer, Winona St.	10	84	32	0	.724
Dale Lennon, North Dakota	9	81	29	0	.736
Dan Simrell, Findlay	14	78	74	2	.513
Keith Otterbein, Hillsdale.....	13	77	66	3	.538
Pat Riepma, Northwood	13	76	61	2	.554
Bryan Collins, C.W. Post.....	8	73	17	0	.811
Art Wilkins, American Int'l.....	12	73	51	0	.589
Tim Clifton, Mars Hill	13	71	65	0	.522
Willie Fritz, Central Mo. St.	9	70	30	0	.700
Jeff Pierce, Ferris St.	11	69	52	0	.570
Chris Hatcher, Valdosta St.	6	68	10	0	.872
Rick Rhoades, Delta St.	10	66	45	1	.594
Randy Tribble, Harding	12	66	58	1	.532

†Ties computed as half won and half lost.

Winningest All-Time Division II Coaches

(Minimum 10 years as head coach at Division II institutions; record at four-year colleges only.)

BY PERCENTAGE

Coch (Colleges Coached, Tenure)	Years	Won	Lost	Tied	Pct. †
Jake Gaiher (Florida A&M 1945-69).....	25	204	36	4	.844
*Chuck Broyles (Pittsburg St. 1990-05).....	16	164	34	2	.825
Henry Kean (Kentucky St. 1931-42, Tennessee St. 44-54)	23	165	33	9	.819
*Ken Sparks (Carson-Newman 1980-05).....	26	251	59	2	.808
Jim Sochor (UC Davis 1970-88).....	19	156	41	5	.785
Bill Edwards (Case Tech 1934-40, Vanderbilt 49-52, Wittenberg 55-68).....	25	176	46	8	.783
John Merritt (Jackson St. 1953-62, Tennessee St. 63-83).....	31	232	65	11	.771
Edward Hurt (Morgan St. 1929-59).....	31	175	52	18	.751
W.J. Nicks (Morris Brown 1930-35, 37-39, 41-42, Prairie View 45-47, 52-65).....	28	188	57	21	.746
*Peter Yetten (Bentley 1988-05).....	18	133	46	1	.742
*Danny Hale (West Chester 1984-88, Bloomsburg 1993-05).....	18	146	52	1	.736
Brad Smith (Chadron St. 1990-04).....	15	118	42	1	.736
*Brian Kelly (Grand Valley St. 1991-03, Central Mich. 04-05).....	15	128	47	2	.729
Tony Knap (Utah St. 1963-66, Boise St. 68-75, UNLV 76-81).....	18	143	52	4	.729
*Tom Sawyer (Winona St. 1996-05).....	10	84	32	0	.724
Al Jacks (Clarion 1963-81).....	19	127	47	5	.723
Arnett Mumford (Jarvis Christian 1924-26, Bishop 27-29, Texas Col. 31-35, Southern U. 36-42, 44-61).....	36	233	85	23	.717
Frank Cignetti (West Virginia 1976-79, Indiana [Pa.] 1986-05).....	24	198	78	1	.717
*Bob Biggs (UC Davis 1993-05).....	13	108	43	1	.714
Leon Lomax (Fort Valley St. 1963-76).....	14	86	33	7	.710
*Rocky Hager (North Dakota St. 1987-96, Northeastern 04-05).....	12	98	40	1	.709
Charles A. (Jack) West (North Dakota 1928-41, 45).....	15	89	35	6	.708
Gene Carpenter (Adams St. 1968, Millersville 70-00).....	32	219	89	6	.707
Joseph Verducci (San Fran. St. 1950-60).....	11	74	31	0	.705
Charles Murphy (Middle Tenn. 1947-68).....	22	155	63	8	.704
*Mel Tjeerdsma (Austin 1984-93, Northwest Mo. St. 94-05).....	22	177	74	4	.702
Pie Vann (Southern Miss. 1949-68).....	20	139	59	2	.700
Red Wade (Truman 1951-66).....	16	98	42	2	.697
Richard Lowry (Wayne St. [Mich.] 1974-79, Hillsdale 80-96).....	23	172	75	3	.694
Gordon Larson (Akron 1961-72).....	12	74	32	5	.689
Bob Cortese (Mesa St. 1980-89, Fort Hays St. 90-97).....	18	133	60	6	.683
*Joe Glenn (Doane 1976-79, Northern Colo. 89-99, Montana 00-02, Wyoming 03-05).....	21	172	80	1	.682
*Rick Comegy (Cheyney 1990-91, Central St. [Ohio] 94-95, Tuskegee 96-05, Jackson St. 06).....	14	108	51	0	.679
David M. Nelson (Hillsdale 1946-47, Maine 49-50, Delaware 51-65).....	19	105	48	6	.679
Babe Caccia (Idaho St. 1952-65).....	14	79	38	2	.672
Edward Jackson (Delaware St. 1932-35, Johnson C. Smith 36-44, Howard 45-51).....	20	108	50	11	.672
Cleveland Abbott (Tuskegee 1923-54).....	32	191	90	27	.664
Morley Fraser (Albion 1954-68).....	15	81	41	1	.663
Wayne Grubb (Samford 1969-73, North Ala. 77-87).....	16	108	53	9	.662

Coch (Colleges Coached, Tenure)	Years	Won	Lost	Tied	Pct. †
Ron Harms (Concordia [Neb.] 1964-69, Adams St. 70-73, Tex. A&MKingsville 79-99).....	31	219	112	4	.660
Phil Sarboe (Central Wash. 1941-42, Washington St. 45-49, Humboldt St. 51-65, Hawaii 66).....	23	141	71	9	.658
Harry Jefferson (Wilberforce 1923, Bluefield St. 25-29, N.C. A&T 30-31, Bluefield St. 32-33, Virginia St. 34-48, Hampton 49-56).....	33	176	87	19	.658
Herman H. Riddick (N.C. Central 1945-64).....	20	112	56	11	.656
Bill Hayes (Winston-Salem 1976-87, N.C. A&T 88-02).....	27	196	103	2	.654
Bill Noxon (Western St. 1971-84).....	14	86	45	2	.654
Leroy Hughes (Cal Poly 1950-61).....	12	72	38	1	.653
Elton Rynearson (Eastern Mich. 1917, 19-20, 25-43, 45-48).....	26	114	58	15	.650
Eddie McGirt (Johnson C. Smith 1958-77).....	17	103	55	3	.649
Jimmy Feix (Western Ky. 1968-83).....	16	106	56	6	.649
Ross Fortier (Minn St. Moorhead 1970-92).....	23	151	81	4	.648
Paul Pierce (Sul Ross St. 1946-51, Sam Houston St. 52-67).....	22	135	72	9	.646
Roger Thomas (North Dakota 1986-98).....	13	90	49	2	.645
Vic Fusia (Massachusetts 1961-70).....	10	59	32	2	.645
*Willard Bailey (Virginia Union 1971-83, Norfolk St. 84-92, Virginia Union 95-03, St. Paul's 05).....	32	215	118	7	.643
Fred Martinelli (Ashland 1959-93).....	35	217	119	12	.641
Casto Ramsey (Emory & Henry 1953-56, 60-67).....	12	72	39	7	.640
Hampton Smith (Albany St. [Ga.] 1971-76, 82-99).....	24	157	90	4	.633
Sandy Buda (Neb.-Omaha 1978-89).....	12	84	49	0	.632
*Monte Cater (Lakeland 1981-86, Shepherd 87-05).....	25	158	92	2	.631
Rudolph Matthews (Edward Waters 1944-45, Bethune-Cookman 46-59).....	16	83	47	8	.630
Bill Burgess (Jacksonville St. 1985-96).....	12	84	49	4	.628
Whitey Helling (North Dakota 1957-67).....	11	60	35	3	.628
Tom Hollman (Wooster 1977-80, Edinboro 88-99).....	16	102	60	3	.627
Don Warhurst (Cal Poly Pomona 1957-66).....	10	56	33	2	.626
Bill Miller (Texas St. 1965-78).....	14	86	51	2	.626
Marcelino Huerta (Tampa 1952-61, Wichita St. 62-64, Parsons 65-67).....	16	98	58	3	.626
*George Mihalik (Slippery Rock 1988-05).....	18	120	72	4	.622
H.L. McWilliams (Truman 1914-17, 19-25).....	11	47	27	8	.622
Tony Hinkle (Butler 1926-26, 35-41, 46-69).....	32	165	99	13	.619
Herbert Eisele (John Carroll 1947-58).....	12	60	36	5	.619
Fred Faurot (Truman 1935-37, Parsons 38-41, Central Mo. St. 46, Murray St. 48-55).....	16	84	50	10	.618
Harry Arlanson (Tufts 1954-65).....	12	57	35	2	.617
Jon Lantz (Southeastern Okla. 1986-88, Mo. Southern St. 89-97).....	13	78	48	3	.616
*Pat Behrms (North Dakota 1980-85, Neb.-Omaha 94-05).....	18	122	76	0	.616
Edward James Clemons (Lane 1938-42, 46-49, Morris Brown 50-62).....	22	118	73	6	.614
Claire Boroff (Neb.-Kearney 1972-99).....	28	169	106	5	.613
John Williams (Mississippi Col. 1972-90).....	19	124	78	4	.612
Roy Stewart (Murray St. 1932-42, 44-45).....	13	62	37	13	.612
Horace McCool (Delta St. 1961-73).....	13	76	48	3	.610
Bill Kelly (Central Mich. 1951-66).....	16	91	58	2	.609
Dave Triplett (South Dakota 1979-88).....	10	70	45	0	.609
Gene McMurray (East Tenn. St. 1932-41, 46).....	11	51	32	5	.608
*Dennis Douds (East Stroudsburg 1974-05).....	32	199	130	3	.604
William B. Leconby (Lehigh 1946-60).....	15	78	51	5	.601

*Active coach. †Ties computed as half won and half lost.

BY VICTORIES

Coch (Colleges Coached, Tenure)	Years	Won	Lost	Tied	Pct. †
*Ken Sparks (Carson-Newman 1980-05).....	26	251	59	2	.807
Arnett Mumford (Jarvis Christian 1924-26, Bishop 27-29, Texas Col. 31-35, Southern U. 36-42, 44-61).....	36	233	85	23	.717
John Merritt (Jackson St. 1953-62, Tennessee St. 63-83).....	31	232	65	11	.771
Gene Carpenter (Adams St. 1968, Millersville 70-00).....	32	219	89	6	.707
Ron Harms (Concordia [Neb.] 1964-69, Adams St. 70-73, Tex. A&MKingsville 79-99).....	31	219	112	4	.660
Fred Martinelli (Ashland 1959-93).....	35	217	119	12	.641
*Willard Bailey (Virginia Union 1971-83, Norfolk St. 84-92, Virginia Union 95-03, St. Paul's 05).....	32	215	118	7	.643
Jake Gaiher (Florida A&M 1945-69).....	25	204	36	4	.844
*Dennis Douds (East Stroudsburg 1974-05).....	32	199	130	3	.604
Frank Cignetti (West Virginia 1976-79, Indiana [Pa.] 86-05).....	24	198	78	1	.717

COACHING RECORDS

Coach (Colleges Coached, Tenure)	Years	Won	Lost	Tied	Pct.†
Bill Hayes (Winston-Salem 1976-87, N.C. A&T 88-02)	27	196	103	2	.654
Cleveland Abbott (Tuskegee 1923-54)	32	191	90	27	.664
W.J. Nicks (Morris Brown 1930-35, 37-39, 41-42, Prairie View 45-47, 52-65)	28	188	57	21	.746
*Mel Tjeerdsma (Austin 1984-93, Northwest Mo. St. 94-05)	22	177	74	4	.702
Bill Edwards (Case Tech 1934-40, Vanderbilt 49-52, Wittenberg 55-68)	25	176	46	8	.783
Harry R. Jefferson (Wilberforce 1923, Bluefield St. 25-29, N.C. A&T 30-31, Bluefield St. 32-33, Virginia St. 34-48, Hampton 49-56)	33	176	87	19	.658
Edward Hurt (Morgan St. 1929-59)	31	175	52	18	.751
Richard Lowry (Wayne St. [Mich.] 1974-79, Hillsdale 80-96)	23	172	75	3	.694
*Joe Glenn (Doane 1976-79, Northern Colo. 89-99, Montana 00-02, Wyoming 03-05)	21	172	80	1	.682
Scrappy Moore (Chatanooga 1931-42, 45-67)	35	170	149	13	.532
Claire Boroff (Neb.-Kearney 1972-99)	28	169	106	5	.613
Howdy Myers (Johns Hopkins 1946-49, Hofstra 50-74, Johns Hopkins 79)	30	167	112	5	.597
Henry Kean (Kentucky St. 1931-42, Tennessee St. 44-54)	23	165	33	9	.819
Tony Hinkle (Butler 1926-26, 35-41, 46-69)	32	165	99	13	.619
*Chuck Broyles (Pittsburg St. 1990-05)	16	164	34	2	.825
Gary Howard (Central Okla. 1977-02)	26	160	107	6	.597
*Monte Cater (Lakeland 1981-86, Shepherd 87-05)	25	158	92	2	.631
Hampton Smith (Albany St. [Ga.] 1971-76, 82-99)	24	157	90	4	.633
Jim Sochor (UC Davis 1970-88)	19	156	41	5	.785
Charles M. Murphy (Middle Tenn. 1947-68)	22	155	63	8	.704
Douglas Porter (Mississippi Val. 1961-65, Howard 74-78, Fort Valley St. 79-85, 87-96)	27	155	111	5	.581
Ross Fortier (Minn St. Moorhead 1970-92)	23	151	81	4	.648
Dwight Beede (Youngstown St. 1938-42, 46-72)	32	147	118	14	.552
*Danny Hale (West Chester 1984-88, Bloomsburg 93-05)	18	146	52	1	.736
Tony Knap (Utah St. 1963-66, Boise St. 68-75, UNLV 76-81)	18	143	52	4	.729
Jerry Vandergriff (Angelo St. 1982-04)	23	143	100	2	.588
Phil Sarboe (Central Wash. 1941-42, Washington St. 45-49, Humboldt St. 51-65, Hawaii 66)	23	141	71	9	.658
Pat Malley (Santa Clara 1959-84)	26	141	101	3	.582
Thad Pie Yann (Southern Miss. 1949-68)	20	139	59	2	.700
*Michael DeLong (Maine Maritime 1979-80, Springfield 84-05)	24	136	100	2	.576
Paul Pierce (Sul Ross St. 1946-51, Sam Houston St. 52-67)	22	135	72	9	.646
*Peter Yetten (Bentley 1988-05)	18	133	46	1	.742
Bob Corlese (Mesa St. 1980-89, Fort Hays St. 90-97)	18	133	60	6	.683
*Rocky Rees (Susquehanna 1985-89, Shippensburg 90-05)	21	133	95	2	.583
Vic Rowen (Defiance 1951-53, San Fran. St. 61-89)	32	132	173	10	.435

Coach (Colleges Coached, Tenure)	Years	Won	Lost	Tied	Pct.†
Joe Harper (Cal Poly 1968-81, Northern Ariz. 82-84, Cal Lutheran 90-95)	23	131	95	4	.578
*Brian Kelly (Grand Valley St. 1991-03, Central Mich. 04-05)	15	128	47	2	.729
Al Jacks (Clarion 1963-81)	19	127	47	5	.723
Duke Iverson (Black Hills St. 1983-84, Western Ore. 85-87, Western St. 88-95, 97-00, Western Ore. 01-04)	21	126	84	3	.599
Fred Dunlap (Lehigh 1965-75, Colgate 76-87)	23	126	111	5	.531
John Williams (Mississippi Col. 1972-90)	19	124	78	4	.612
*Pat Behrns (North Dakota 1980-85, Neb.-Omaha 94-05)	18	122	76	0	.616
*Richard Cavanaugh (Southern Conn. St. 1985-05)	21	121	93	1	.565
*George Mihalik (Slippery Rock 1988-05)	18	120	72	4	.622
Ralph Ginn (Tarkio 1941-42, South Dakota St. 47-68)	24	119	98	10	.546
Brad Smith (Chadron St. 1990-04)	15	118	42	1	.736
Edward James Clemons (Lane 1938-42, 46-49, Morris Brown 50-62)	22	118	73	6	.614
Frank Camp (Louisville 1946-68)	23	118	95	2	.553
Frank Kimbrough (Hardin-Simmons 1935-40, Baylor 41-42, 45-46, West Tex. A&M 47-57)	21	117	83	9	.581
Emory Bauer (Concordia [Ill.] 1941-42, Valparaiso 46-67)	24	115	88	8	.564
Elton Rynearson (Eastern Mich. 1917-17, 19-20, 25-43, 45-48)	26	114	58	15	.650
Bill Bless (Indianapolis 1972-93)	22	114	99	9	.534
Herman Riddick (N.C. Central 1945-64)	20	112	56	11	.656
LeRoy Smith (Mississippi Val. 1958, Tuskegee 64-69, Kentucky St. 70-82)	20	112	79	6	.584
Joe Brooks (Illinois Col. 1956-85)	30	112	127	9	.470
Bernie Heselton (Lawrence 1938-64)	27	111	79	5	.582
William Lawson (Allen 1946-53, Virginia St. 54-69)	24	110	93	11	.540
*Bob Biggs (UC Davis 1993-05)	13	108	43	1	.714
*Rick Comegy (Cheyney 1990-91, Central St. [Ohio] 94-95, Tuskegee 96-05, Jackson St. 06)	14	108	51	0	.679
Edward L. Jackson (Delaware St. 1932-35, Johnson C. Smith 36-44, Howard 45-51)	20	108	50	11	.672
Wayne Grubb (Samford 1969-73, North Ala. 77-87)	16	108	53	9	.662
Dan Runkle (Minn. St. Mankato 1981-01)	21	108	124	2	.466
Bob Blasi (Northern Colo. 1966-84)	19	107	71	3	.599
Jimmy Feix (Western Ky. 1968-83)	16	106	56	6	.649
*Bill Struble (West Va. Wesleyan 1983-05)	23	106	125	0	.459
David M. Nelson (Hillsdale 1946-47, Maine 49-50, Delaware 51-65)	19	105	48	6	.679
Eddie McGirt (Johnson C. Smith 1958-77)	17	103	55	3	.649
Tom Hollman (Wooster 1977-80, Edinboro 88-99)	16	102	60	3	.627
Hubert Jack (Lock Haven 1946-68)	23	102	91	7	.528
Joseph Zabilski (Northeastern 1948-71)	24	101	77	6	.565
Bobby Wallace (North Ala. 1988-97, Temple 98-05)	18	101	107	1	.486
Charlie Finley (Mo.-Rolla 1972-91)	20	100	101	9	.498

*Active coach. †Pct. computed as half won and half lost.

Division II Championship Coaches

All coaches who have coached teams in the Division II championship playoffs since 1973 are listed here with their playoff record, alma mater and year graduated, team, year coached, opponent, and score.

Phil Albert (1-3) (Arizona 1966)	Towson 1983 North Dakota St. 17-24
	Towson 1984 Norfolk St. 31-21
	Towson 1984 Troy 3-45
	Towson 1986 Central St. 0-31
Pokey Allen (10-5) (Utah 1965)	Portland St. 1987 Minn. St. Mankato 27-21
	Portland St. 1987 Northern Mich. 13-7
	Portland St. 1987 Troy 17-31
	Portland St. 1988 Bowie St. 34-17
	Portland St. 1988 Jacksonville St. 20-13
	Portland St. 1988 Tex. A&M-Kingsville 35-27
	Portland St. 1988 North Dakota St. 21-35
	Portland St. 1989 West Chester 56-50 (3 ot)
	Portland St. 1989 Indiana (Pa.) 0-17
	Portland St. 1991 Northern Colo. 28-24
	Portland St. 1991 Minn. St. Mankato 37-27
	Portland St. 1991 Pittsburg St. 21-53
	Portland St. 1992 UC Davis 42-28
	Portland St. 1992 Tex. A&M-Kingsville 35-30
	Portland St. 1992 Pittsburg St. 38-41

Bernie Anderson (0-1) (Northern Mich. 1978)	Michigan Tech 2004 North Dakota 3-20
Randy Awrey (4-5) (Northern Mich. 1978)	Saginaw Valley 2000 Bloomsburg 32-46
	Saginaw Valley 2001 Indiana (Pa.) 33-32
	Saginaw Valley 2001 Grand Valley St. 30-33
	Saginaw Valley 2002 Indiana (Pa.) 23-27
	Saginaw Valley 2003 Edinboro 33-9
	Saginaw Valley 2003 Grand Valley St. 3-10
	Saginaw Valley 2005 Northwood 31-16
	Saginaw Valley 2005 Neb.-Omaha 24-21
	Saginaw Valley 2005 Grand Valley St. 17-24
Mike Ayers (0-2) (Georgetown [Ky.] 1974)	Wofford 1990 Mississippi Col. 19-70
	Wofford 1991 Mississippi Col. 15-28
Bob Babich (2-2) (Tulsa 1984)	North Dakota St. 1997 Northwest Mo. St. 28-39
	North Dakota St. 2000 Northwest Mo. St. 31-17
	North Dakota St. 2000 Neb.-Omaha 43-21
	North Dakota St. 2000 Delta St. 16-34
Willard Bailey (0-6) (Norfolk St. 1962)	Virginia Union 1979 Delaware 28-58
	Virginia Union 1980 North Ala. 8-17
	Virginia Union 1981 Shippensburg 27-40
	Virginia Union 1982 North Dakota St. 20-21
	Virginia Union 1983 North Ala. 14-16
	Norfolk St. 1984 Towson 21-31
Bob Bartolomeo (0-1) (Butler 1977)	Butler 1991 Pittsburg St. 16-26

Keith Baxter (0-1) (Northwestern Okla. 1985)	Southeastern Okla. 2004 Tex. A&M-Kingsville 30-40
Tom Beck (0-2) (Northern Ill. 1961)	Grand Valley St. 1989 Indiana (Pa.) 24-34
	Grand Valley St. 1990 Tex. A&M-Commerce 14-20
Pat Behrns (1-5) (Dakota St. 1972)	Neb.-Omaha 1996 Northwest Mo. St. 21-22
	Neb.-Omaha 1998 Northwest Mo. St. 14-28
	Neb.-Omaha 2000 Pittsburg St. 14-3
	Neb.-Omaha 2000 North Dakota St. 21-43
	Neb.-Omaha 2001 Pittsburg St. 7-20
	Neb.-Omaha 2005 Saginaw Valley 21-24
David Bennett (4-3) (Presbyterian 1984)	Catawba 1999 Fort Valley St. 48-17
	Catawba 1999 Carson-Newman 25-28
	Catawba 2000 West Ga. 28-24
	Catawba 2000 Delta St. 14-20
	Catawba 2001 Central Ark. 35-34
	Catawba 2001 Valdosta St. 37-34 (ot)
	Catawba 2001 Grand Valley St. 16-34
Bob Biggs (11-8) (UC Davis 1973)	UC Davis 1993 Fort Hays St. 37-34
	UC Davis 1993 Tex. A&M-Kingsville 28-51
	UC Davis 1996 Tex. A&M-Kingsville 17-14
	UC Davis 1996 Central Okla. 26-6
	UC Davis 1996 Carson-Newman 26-29
	UC Davis 1997 Tex. A&M-Kingsville 37-34
	UC Davis 1997 Angelo St. 50-33
	UC Davis 1997 New Haven 25-27

UC Davis 1998 Tex. A&M-Kingsville 21-54
 UC Davis 1999 Central Okla. 33-17
 UC Davis 1999 Northeastern St. 14-19
 UC Davis 2000 Chadron St. 48-10
 UC Davis 2000 Mesa St. 62-18
 UC Davis 2000 Bloomsburg 48-58
 UC Davis 2001 Tex. A&M-Kingsville 37-32
 UC Davis 2001 Tarleton St. 42-25
 UC Davis 2001 North Dakota 2-14
 UC Davis 2002 Central Wash. 24-6
 UC Davis 2002 Tex. A&M-Kingsville 20:27 (ot)
Bob Blasi (0-1) (Colorado St. 1953)
 Northern Colo. 1980 Eastern Ill. 14-21
Bill Bowes (1-2) (Penn St. 1965)
 New Hampshire 1975 Lehigh 35-21
 New Hampshire 1975 Western Ky. 3-14
 New Hampshire 1976 Montana St. 16-17
Red Broadway (0-1) (North Carolina 1977)
 N.C. Central 2005 North Ala. 21-24
Chuck Broyles (18-13) (Pittsburg St. 1970)
 Pittsburg St. 1990 Truman 59-3
 Pittsburg St. 1990 Tex. A&M-Commerce 60-28
 Pittsburg St. 1990 North Dakota St. 29-39
 Pittsburg St. 1991 Butler 26-16
 Pittsburg St. 1991 Tex. A&M-Commerce 38-28
 Pittsburg St. 1991 Portland St. 53-21
 Pittsburg St. 1991* Jacksonville St. 23-6
 Pittsburg St. 1992 North Dakota 26-21
 Pittsburg St. 1992 North Dakota St. 38-37 (ot)
 Pittsburg St. 1992 Portland St. 41-38
 Pittsburg St. 1992 Jacksonville St. 13-17
 Pittsburg St. 1993 North Dakota 14-17
 Pittsburg St. 1994 North Dakota St. 12-18 (3 ot)
 Pittsburg St. 1995 Northern Colo. 36-17
 Pittsburg St. 1995 North Dakota St. 9-7
 Pittsburg St. 1995 Tex. A&M-Kingsville 28:25 (ot)
 Pittsburg St. 1995 North Ala. 7-27
 Pittsburg St. 1996 Northern Colo. 21-24
 Pittsburg St. 1997 Northern Colo. 16-24
 Pittsburg St. 1999 Northern Colo. 31-34
 Pittsburg St. 2000 Neb.-Omaha 3-14
 Pittsburg St. 2001 Neb.-Omaha 20-7
 Pittsburg St. 2001 North Dakota 0-38
 Pittsburg St. 2003 North Dakota 14-24
 Pittsburg St. 2004 Colorado Mines 70-35
 Pittsburg St. 2004 Northwest Mo. St. 34-14
 Pittsburg St. 2004 North Dakota 31-19
 Pittsburg St. 2004 Valdosta St. 31-36
 Pittsburg St. 2005 Neb.-Kearney 49-20
 Pittsburg St. 2005 West Tex. A&M 41-3
 Pittsburg St. 2005 Northwest Mo. St. 10-21
Sandy Buda (1-2) (Kansas 1967)
 Neb.-Omaha 1978 Youngstown St. 14-21
 Neb.-Omaha 1984 Northwest Mo. St. 28-15
 Neb.-Omaha 1984 North Dakota St. 14-25
Bill Burgess (12-4) (Auburn 1963)
 Jacksonville St. 1988 West Chester 63-24
 Jacksonville St. 1988 Portland St. 13-20
 Jacksonville St. 1989 Alabama A&M 33-9
 Jacksonville St. 1989 North Dakota St. 21-17
 Jacksonville St. 1989 Angelo St. 34-16
 Jacksonville St. 1989 Mississippi Col. 0-3
 Jacksonville St. 1990 North Ala. 38-14
 Jacksonville St. 1990 Mississippi Col. 7-14
 Jacksonville St. 1991 Winston-Salem 49-24
 Jacksonville St. 1991 Mississippi Col. 35-7
 Jacksonville St. 1991 Indiana (Pa.) 27-20
 Jacksonville St. 1991 Pittsburg St. 6-23
 Jacksonville St. 1992 Savannah St. 41-16
 Jacksonville St. 1992 North Ala. 14-12
 Jacksonville St. 1992 New Haven 46-35
 Jacksonville St. 1992* Pittsburg St. 17-13
Bob Burt (0-1) (Cal St. L.A. 1962)
 Cal St. Northridge .. 1990 Cal Poly 7-14
Steve Campbell (4-0) (Troy 1987)
 Delta St. 2000 Valdosta St. 49-12
 Delta St. 2000 Catawba 20-14
 Delta St. 2000 North Dakota St. 34-16
 Delta St. 2000* Bloomsburg 63-34
Gene Carpenter (2-3) (Huron 1963)
 Millersville 1988 Indiana (Pa.) 27-24
 Millersville 1988 North Dakota St. 26-36
 Millersville 1995 Ferris St. 26-36

Millersville 1999 Shepherd 21-14
 Millersville 1999 Indiana (Pa.) 21-26
Dale Carr (0-1) (Colorado St. 1987)
 Angelo St. 2005 Northwest Mo. St. 14-45
Don Carthel (0-1) (Eastern N.M. 1974)
 West Tex. A&M..... 2005 Pittsburg St. 3-41
Marino Casem (0-1) (Xavier [La.] 1956)
 Alcorn St. 1974 UNLV 22-35
Monte Cater (1-3) (Millikin 1971)
 Shepherd 1998 Indiana (Pa.) 9-6
 Shepherd 1998 Slippy Rock 20-31
 Shepherd 1999 Millersville 14-21
 Shepherd 2005 C.W. Post 21-28
Richard Cavanaugh (0-1) (American Int'l 1976)
 Southern Conn. St. .. 2005 East Stroudsburg 33-55
Frank Cignetti (15-13) (Indiana [Pa.] 1960)
 Indiana (Pa.)..... 1987 UCF 10-12
 Indiana (Pa.)..... 1988 Millersville 24-27
 Indiana (Pa.)..... 1989 Grand Valley St. 34-24
 Indiana (Pa.)..... 1989 Portland St. 17-0
 Indiana (Pa.)..... 1989 Mississippi Col. 14-26
 Indiana (Pa.)..... 1990 Winston-Salem 48-0
 Indiana (Pa.)..... 1990 Edinboro 14-7
 Indiana (Pa.)..... 1990 Mississippi Col. 27-8
 Indiana (Pa.)..... 1990 North Dakota St. 11-51
 Indiana (Pa.)..... 1991 Virginia Union 56-7
 Indiana (Pa.)..... 1991 Shippensburg 52-7
 Indiana (Pa.)..... 1991 Jacksonville St. 20-27
 Indiana (Pa.)..... 1993 Ferris St. 28-21
 Indiana (Pa.)..... 1993 New Haven 38-35
 Indiana (Pa.)..... 1993 North Dakota 21-6
 Indiana (Pa.)..... 1993 North Ala. 34-41
 Indiana (Pa.)..... 1994 Grand Valley St. 35-27
 Indiana (Pa.)..... 1994 Ferris St. 21-17
 Indiana (Pa.)..... 1994 Tex. A&M-Kingsville 20-46
 Indiana (Pa.)..... 1996 Ferris St. 23-24
 Indiana (Pa.)..... 1998 Shepherd 6-9
 Indiana (Pa.)..... 1999 Slippy Rock 27-20 (ot)
 Indiana (Pa.)..... 1999 Millersville 26-21
 Indiana (Pa.)..... 1999 Northwest Mo. St. 12-20
 Indiana (Pa.)..... 2000 Northwood 0-28
 Indiana (Pa.)..... 2001 Saginaw Valley 32-33
 Indiana (Pa.)..... 2002 Saginaw Valley 27-23
 Indiana (Pa.)..... 2002 Grand Valley St. 21-62
Brian Collins (2-3) (St. John's [N.Y.] 1987)
 C.W. Post 2002 Grand Valley St. 13-62
 C.W. Post 2004 West Chester 3-35
 C.W. Post 2005 West Chester 24-20
 C.W. Post 2005 Shepherd 28-21
 C.W. Post 2005 East Stroudsburg 28-55
Clint Conque (2-2) (Nicholls St. 1983)
 Central Ark. 2001 Catawba 34-35
 Central Ark. 2005 Albany St. (Ga.) 28-20
 Central Ark. 2005 Presbyterian 52-28
 Central Ark. 2005 North Ala. 38-41 (ot)
Bob Cortese (0-2) (Colorado 1967)
 Fort Hays St. 1993 UC Davis 34-37
 Fort Hays St. 1995 Tex. A&M-Kingsville 28-59
Bruce Craddock (0-1) (Truman 1966)
 Truman 1982 Jacksonville St. 21-34
Richard Cundiff (5-4) (Lincoln Memorial 1973)
 Tex. A&M-Kingsville.. 2001 UC Davis 32-37
 Tex. A&M-Kingsville.. 2002 Neb.-Kearney 58-40
 Tex. A&M-Kingsville.. 2002 UC Davis 27-20 (ot)
 Tex. A&M-Kingsville.. 2002 Valdosta St. 12-21
 Tex. A&M-Kingsville.. 2003 Tarleton St. 34-10
 Tex. A&M-Kingsville.. 2003 Central Okla. 49-6
 Tex. A&M-Kingsville.. 2003 Grand Valley St. 3-31
 Tex. A&M-Kingsville.. 2004 Southeastern Okla. 40-30
 Tex. A&M-Kingsville.. 2004 Northwest Mo. St. 14-34
O. Kay Dalton (2-1) (Colorado St. 1954)
 Northern Colo. 2002 Central Mo. St. 49-28
 Northern Colo. 2002 Northwest Mo. St. 23-12
 Northern Colo. 2002 Grand Valley St. 7-44
Rick Daniels (0-3) (West Chester 1975)
 West Chester..... 1989 Portland St. 50-56 (3 ot)
 West Chester..... 1992 New Haven 26-38
 West Chester..... 1994 Ferris St. 40-43
Bill Davis (0-1) (Johnson C. Smith 1965)
 Savannah St. 1992 Jacksonville St. 16-41
Ray Dempsey (0-1) (Geneva 1958)
 Youngstown 1974 Delaware 14-35

Jim Dennison (2-1) (Wooster 1960)
 Akron 1976 UNLV 26-6
 Akron 1976 Northern Mich. 29-26
 Akron 1976 Montana St. 13-24
Dennis Douds (4-3) (Slippy Rock 1963)
 East Stroudsburg 1991 Shippensburg 33-34
 East Stroudsburg 2004 Edinboro 36-32
 East Stroudsburg 2004 West Chester 38-48
 East Stroudsburg 2005 Southern Conn. St. 55-33
 East Stroudsburg 2005 Bloomsburg 52-39
 East Stroudsburg 2005 C.W. Post 55-28
 East Stroudsburg 2005 Grand Valley St. 20-55
Fred Dunlap (0-2) (Colgate 1950)
 Lehigh 1973 Western Ky. 16-25
 Lehigh 1975 New Hampshire 21-35
Tom Eckert (2-2) (Northeastern St. 1966)
 Northeastern St. 1999 Western Wash. 27-24 (ot)
 Northeastern St. 1999 UC Davis 19-14
 Northeastern St. 1999 Carson-Newman 7-42
 Northeastern St. 2000 Mesa St. 21-40
Bud Elliott (0-1) (Baker 1953)
 Northwest Mo. St. 1989 Pittsburg St. 7-28
Jimmy Feix (4-2) (Western Ky. 1953)
 Western Ky. 1973 Lehigh 25-16
 Western Ky. 1973 Grambling 28-20
 Western Ky. 1973 Louisiana Tech 0-34
 Western Ky. 1975 UNI 14-12
 Western Ky. 1975 New Hampshire 14-3
 Western Ky. 1975 Northern Mich. 14-16
Charlie Fisher (0-2) (Springfield 1981)
 West Ga. 1995 Carson-Newman 26-37
 West Ga. 1996 Carson-Newman 7-41
Bob Foster (0-2) (UC Davis 1962)
 UC Davis 1989 Angelo St. 23-28
 UC Davis 1992 Portland St. 28-42
Dennis Franchione (1-1) (Pittsburg St. 1973)
 Pittsburg St. 1989 Northwest Mo. St. 28-7
 Pittsburg St. 1989 Angelo St. 21-24
Fred Freeman (0-1) (Mississippi Val. 1966)
 Hampton..... 1985 Bloomsburg 28-38
Willie Fritz (0-1) (Pittsburg St. 1983)
 Central Mo. St. 2002 Northern Colo. 28-49
Jim Fuller (3-5) (Alabama 1967)
 Jacksonville St. 1977 Northern Ariz. 35-0
 Jacksonville St. 1977 North Dakota St. 31-7
 Jacksonville St. 1977 Lehigh 0-33
 Jacksonville St. 1978 Delaware 27-42
 Jacksonville St. 1980 Cal Poly 0-15
 Jacksonville St. 1981 Texas St. 22-38
 Jacksonville St. 1982 Truman 34-21
 Jacksonville St. 1982 Texas St. 14-19
Chan Gailey (3-0) (Florida 1974)
 Troy 1984 Central St. 31-21
 Troy 1984 Towson 45-3
 Troy 1984* North Dakota St. 18-17
Joe Glenn (10-5) (South Dakota 1971)
 Northern Colo. 1990 North Dakota St. 7-17
 Northern Colo. 1991 Portland St. 24-28
 Northern Colo. 1995 Pittsburg St. 17-36
 Northern Colo. 1996 Pittsburg St. 24-21
 Northern Colo. 1996 Northwest Mo. St. 27-26
 Northern Colo. 1996 Clarion 19-18
 Northern Colo. 1996* Carson-Newman 23-14
 Northern Colo. 1997 Pittsburg St. 24-16
 Northern Colo. 1997 Northwest Mo. St. 35-19
 Northern Colo. 1997 Carson-Newman 30-29
 Northern Colo. 1997* New Haven 51-0
 Northern Colo. 1998 North Dakota 52-24
 Northern Colo. 1998 Northwest Mo. St. 17-42
 Northern Colo. 1999 Pittsburg St. 34-31
 Northern Colo. 1999 Northwest Mo. St. 35-41
Ray Greene (1-1) (Akron 1963)
 Alabama A&M..... 1979 Morgan St. 27-7
 Alabama A&M..... 1979 Youngstown St. 0-52
John Gregory (0-1) (UNI 1961)
 South Dakota St. 1979 Youngstown St. 7-50
Herb Grenke (1-1) (Wis.-Milwaukee 1963)
 Northern Mich. 1987 Angelo St. 23-20 (ot)
 Northern Mich. 1987 Portland St. 7-13
Wayne Grubb (4-3) (Tennessee 1961)
 North Ala. 1980 Virginia Union 17-8
 North Ala. 1980 Eastern Ill. 31-56

COACHING RECORDS

North Ala. 1983 Virginia Union 16-14
North Ala. 1983 Central St. 24-27
North Ala. 1985 Fort Valley St. 14-7
North Ala. 1985 Bloomsburg 34-0
North Ala. 1985 North Dakota St. 7-35
Rocky Hager (12-5) (Minot St. 1974)
North Dakota St. 1988 Augustana (S.D.) 49-7
North Dakota St. 1988 Millersville 36-26
North Dakota St. 1988 Sacramento St. 42-20
North Dakota St. 1988* Portland St. 35-21
North Dakota St. 1989 Edinboro 45-32
North Dakota St. 1989 Jacksonville St. 17-21
North Dakota St. 1990 Northern Colo. 17-7
North Dakota St. 1990 Cal Poly 47-0
North Dakota St. 1990 Pittsburg St. 39-29
North Dakota St. 1990* Indiana (Pa.) 51-11
North Dakota St. 1991 Minn. St. Mankato 7-27
North Dakota St. 1992 Truman 42-7
North Dakota St. 1992 Pittsburg St. 37-38 (ot)
North Dakota St. 1994 Pittsburg St. 18-12 (3 ot)
North Dakota St. 1994 North Dakota 7-14
North Dakota St. 1995 North Dakota 41-10
North Dakota St. 1995 Pittsburg St. 7-9
Danny Hale (3-5) (West Chester 1968)
West Chester..... 1988 Jacksonville St. 24-63
Bloomsburg..... 1996 Clarion 29-42
Bloomsburg..... 2000 Saginaw Valley 46-32
Bloomsburg..... 2000 Northwood 38-14
Bloomsburg..... 2000 UC Davis 58-48
Bloomsburg..... 2000 Delta St. 34-63
Bloomsburg..... 2001 Grand Valley St. 14-42
Bloomsburg..... 2005 East Stroudsburg 39-52
Ron Harms (^12-9) (Valparaiso 1959)
Tex. A&M Kingsville.. 1988 Mississippi Col. 39-15
Tex. A&M Kingsville.. 1988 Tenn.-Martin 34-0
Tex. A&M Kingsville.. 1988 Portland St. 27-35
Tex. A&M Kingsville.. 1989 Mississippi Col. 19-34
Tex. A&M Kingsville.. 1992 Western St. 22-13
Tex. A&M Kingsville.. 1992 Portland St. 30-35
Tex. A&M Kingsville.. 1993 Portland St. 50-15
Tex. A&M Kingsville.. 1993 UC Davis 51-28
Tex. A&M Kingsville.. 1993 North Ala. 25-27
Tex. A&M Kingsville.. 1994 Western St. 43-7
Tex. A&M Kingsville.. 1994 Portland St. 21-16
Tex. A&M Kingsville.. 1994 Indiana (Pa.) 46-20
Tex. A&M Kingsville.. 1994 North Ala. 10-16
Tex. A&M Kingsville.. 1995 Fort Hays St. 59-28
Tex. A&M Kingsville.. 1995 Portland St. 30-3
Tex. A&M Kingsville.. 1995 Pittsburg St. 25-28 (ot)
Tex. A&M Kingsville.. 1996^ UC Davis 14-17
Tex. A&M Kingsville.. 1997^ UC Davis 34-37
Tex. A&M Kingsville.. 1998^ UC Davis 54-21
Tex. A&M Kingsville.. 1998^ Central Okla. 24-21 (ot)
Tex. A&M Kingsville.. 1998^ Northwest Mo. St. 34-49
Joe Harper (3-1) (UCLA 1959)
Cal Poly..... 1978 Winston-Salem 0-17
Cal Poly..... 1980 Jacksonville St. 15-0
Cal Poly..... 1980 Santa Clara 38-14
Cal Poly..... 1980* Eastern Ill. 21-13
Chris Hatcher (8-5) (Valdosta St. 1995)
Valdosta St. 2000 Delta St. 12-49
Valdosta St. 2001 Fort Valley St. 40-24
Valdosta St. 2001 Catawba 34-37 (ot)
Valdosta St. 2002 Catawba 24-7
Valdosta St. 2002 Carson-Newman 31-28
Valdosta St. 2002 Tex. A&M Kingsville 21-12
Valdosta St. 2002 Grand Valley St. 24-31
Valdosta St. 2003 Carson-Newman 29-35
Valdosta St. 2004 Carson-Newman 38-12
Valdosta St. 2004 Albany St. (Ga.) 38-24
Valdosta St. 2004 West Chester 45-21
Valdosta St. 2004* Pittsburg St. 36-31
Valdosta St. 2005 North Ala. 13-40
Bill Hayes (1-2) (N.C. Central 1964)
Winston-Salem..... 1978 Cal Poly 17-0
Winston-Salem..... 1978 Delaware 0-41
Winston-Salem..... 1987 Troy 14-45
Randy Hedberg (0-1) (Minot St. 1977)
St. Cloud St. 2004 North Dakota 17-20 (2 ot)
Jim Heinitz (0-2) (South Dakota St. 1972)
Augustana (S.D.).... 1988 North Dakota St. 7-49
Augustana (S.D.).... 1989 St. Cloud St. 20-27

Chip Hester (0-2) (Guilford 1992)
Catawba..... 2002 Valdosta St. 7-24
Catawba..... 2004 Arkansas Tech 20-24
Andy Hinson (0-1) (Bethune-Cookman 1953)
Bethune-Cookman... 1977 UC Davis 16-34
Sonny Holland (3-0) (Montana St. 1960)
Montana St. 1976 New Hampshire 17-16
Montana St. 1976 North Dakota St. 10-3
Montana St. 1976* Akron 24-13
Tom Hollman (1-5) (Ohio Northern 1968)
Edinboro..... 1989 North Dakota St. 32-45
Edinboro..... 1990 Virginia Union 38-14
Edinboro..... 1990 Indiana (Pa.) 7-14
Edinboro..... 1992 Ferris St. 15-19
Edinboro..... 1993 New Haven 28-48
Edinboro..... 1995 New Haven 12-27
Eric Holm (0-3) (Truman 1981)
Truman 1990 Pittsburg St. 3-59
Truman 1992 North Dakota St. 7-42
Truman 1994 North Dakota 6-18
Gary Howard (2-3) (Arkansas 1964)
Central Okla. 1996 Chadron St. 23-21
Central Okla. 1996 UC Davis 6-26
Central Okla. 1998 Chadron St. 21-19
Central Okla. 1998 Tex. A&M Kingsville 21-24 (ot)
Central Okla. 1999 UC Davis 17-33
Mark Hudspeth (5-2) (Delta St. 1992)
North Ala. 2003 Southern Ark. 48-24
North Ala. 2003 Carson-Newman 41-9
North Ala. 2003 North Dakota 22-29
North Ala. 2005 Valdosta St. 40-13
North Ala. 2005 N.C. Central 24-21
North Ala. 2005 Central Ark. 41-38 (ot)
North Ala. 2005 Northwest Mo. St. 24-25
Carl Iverson (0-3) (Whitman 1962)
Western St. 1992 Tex. A&M Kingsville 13-22
Western St. 1994 Tex. A&M Kingsville 7-43
Western St. 1997 Angelo St. 12-46
Billy Joe (3-4) (Villanova 1963)
Central St. 1983 Texas St. 24-16
Central St. 1983 North Ala. 27-24
Central St. 1983 North Dakota St. 21-41
Central St. 1984 Troy 21-31
Central St. 1985 South Dakota 10-13 (2 ot)
Central St. 1986 Towson 31-0
Central St. 1986 North Dakota St. 12-35
Gary Keller (0-1) (Bluffton 1973)
Ashland 1997 Slippery Rock 20-30
Brian Kelly (11-4) (Assumption 1983)
Grand Valley St. 1991 Tex. A&M Commerce 15-36
Grand Valley St. 1994 Indiana (Pa.) 27-35
Grand Valley St. 1998 Slippery Rock 21-37
Grand Valley St. 2001 Bloomsburg 42-14
Grand Valley St. 2001 Saginaw Valley 33-32
Grand Valley St. 2001 Catawba 34-16
Grand Valley St. 2001 North Dakota 14-17
Grand Valley St. 2002 C.W. Post 62-13
Grand Valley St. 2002 Indiana (Pa.) 62-21
Grand Valley St. 2002 Northern Colo. 44-7
Grand Valley St. 2002* Valdosta St. 31-24
Grand Valley St. 2003 Bentley 65-36
Grand Valley St. 2003 Saginaw Valley 10-3
Grand Valley St. 2003 Tex. A&M Kingsville 31-3
Grand Valley St. 2003* North Dakota 10-3
Roy Kidd (0-1) (Eastern Ky. 1954)
Eastern Ky. 1976 North Dakota St. 7-10
Jim King (1-1)
West Ala. 1975 North Dakota 34-14
West Ala. 1975 Northern Mich. 26-28
Tony Knap (1-4) (Idaho 1939)
Boise St. 1973 South Dakota 53-10
Boise St. 1973 Louisiana Tech 34-38
Boise St. 1974 Central Mich. 6-20
Boise St. 1975 Northern Mich. 21-24
UNLV..... 1976 Akron 6-26
Todd Knight (0-1) (Ouachita Baptist 1986)
Delta St. 1998 Fort Valley St. 14-21
Roy Kramer (3-0) (Maryville [Tenn.] 1953)
Central Mich. 1974 Boise St. 20-6
Central Mich. 1974 Louisiana Tech 35-14
Central Mich. 1974* Delaware 54-14
Gil Krueger (4-2) (Marquette 1952)
Northern Mich. 1975 Boise St. 24-21

Northern Mich. 1975 West Ala. 28-26
Northern Mich. 1975* Western Ky. 16-14
Northern Mich. 1976 Delaware 28-17
Northern Mich. 1976 Akron 26-29
Northern Mich. 1977 North Dakota St. 6-20
Maxie Lambright (4-1) (Southern Miss. 1949)
Louisiana Tech..... 1973 Western Ill. 18-13
Louisiana Tech..... 1973 Boise St. 38-34
Louisiana Tech..... 1973* Western Ky. 34-0
Louisiana Tech..... 1974 Western Caro. 10-7
Louisiana Tech..... 1974 Central Mich. 14-35
George Landis (1-1) (Penn St. 1971)
Bloomsburg..... 1985 Hampton 38-28
Bloomsburg..... 1985 North Ala. 0-34
Chuck Langston (1-1) (Oklahoma 1995)
Central Okla. 2003 Mesa St. 20-15
Central Okla. 2003 Tex. A&M Kingsville 6-49
Jon Lantz (0-1) (Okla. Panhandle 1974)
Mo. Southern St. 1993 Minn St. Mankato 13-34
Henry Lattimore (1-1) (Jackson St. 1957)
N.C. Central 1988 Winston-Salem 31-16
N.C. Central 1988 Sacramento St. 7-56
Dale Lennon (11-4) (North Dakota 1985)
North Dakota 1999 Northwest Mo. St. 13-20 (ot)
North Dakota 2001 Winona St. 42-28
North Dakota 2001 Pittsburg St. 38-0
North Dakota 2001 UC Davis 14-2
North Dakota 2001* Grand Valley St. 17-14
North Dakota 2003 Pittsburg St. 24-14
North Dakota 2003 Winona St. 36-29
North Dakota 2003 North Ala. 29-22
North Dakota 2003 Grand Valley St. 3-10
North Dakota 2004 St. Cloud St. 20-17 (2 ot)
North Dakota 2004 Michigan Tech 20-3
North Dakota 2004 Grand Valley St. 19-15
North Dakota 2004 Pittsburg St. 19-31
North Dakota 2005 Minn. Duluth 23-12
North Dakota 2005 Grand Valley St. 3-17
Malen Luke (2-1) (Westminster [Pa.] 1976)
Clarion 1996 Bloomsburg 42-29
Clarion 1996 Ferris St. 23-21
Clarion 1996 Northern Colo. 18-19
Bill Lynch (0-1) (Butler 1977)
Butler 1988 Tenn.-Martin 6-23
Dick MacPherson (0-1) (Springfield 1958)
Massachusetts..... 1977 Lehigh 23-30
George Mahalik (3-3) (Slippery Rock 1974)
Slippery Rock 1997 Ashland 30-20
Slippery Rock 1997 New Haven 21-49
Slippery Rock 1998 Grand Valley St. 37-21
Slippery Rock 1998 Shepherd 31-20
Slippery Rock 1998 Carson-Newman 21-47
Slippery Rock 1999 Indiana (Pa.) 20-27 (ot)
Pat Malley (1-1) (Santa Clara 1953)
Santa Clara..... 1980 Northern Mich. 27-26
Santa Clara..... 1980 Cal Poly 14-38
Noel Martin (1-1) (Nebraska 1963)
St. Cloud St. 1989 Augustana (S.D.) 27-20
St. Cloud St. 1989 Mississippi Col. 24-55
Chuck Martin (6-1) (Millikin 1990)
Grand Valley St. 2004 Winona St. 16-13
Grand Valley St. 2004 Northwood 10-7
Grand Valley St. 2004 North Dakota 15-19
Grand Valley St. 2005 North Dakota 17-3
Grand Valley St. 2005 Saginaw Valley 24-17
Grand Valley St. 2005 East Stroudsburg 55-20
Grand Valley St. 2005* Northwest Mo. St. 21-17
Fred Martinelli (0-1) (Otterbein 1951)
Ashland 1986 North Dakota St. 0-50
Bill Maskill (0-1) (Western Ky. 1970)
Midwestern St. 2004 Colorado Mines 33-52
Bob Matos (2-1) (Sacramento St. 1964)
Sacramento St. 1988 UC Davis 35-14
Sacramento St. 1988 N.C. Central 56-7
Sacramento St. 1988 North Dakota St. 20-42
Gene McDowell (1-1) (Florida St. 1965)
UCF..... 1987 Indiana (Pa.) 12-10
UCF..... 1987 Troy 10-31
Don McLeary (1-1) (Tennessee 1970)
Tenn.-Martin 1988 Butler 23-6
Tenn.-Martin 1988 Tex. A&M Kingsville 0-34

Terry McMillan (1-1) (Southern Miss. 1969)

Mississippi Col. 1991 Wofford 28-15
Mississippi Col. 1991 Jacksonville St. 7-35

Ron Meyer (1-1) (Purdue 1963)

UNLV 1974 Alcorn St. 35-22
UNLV 1974 Delaware 11-49

Darrell Morris (0-2) (Northwest Mo. St. 1983)

Neb.-Kearney 2002 Tex. A&M-Kingsville 40-58
Neb.-Kearney 2005 Pittsburg St. 20-49

Don Morton (8-3) (Augustana [Ill.] 1969)

North Dakota St. 1981 Puget Sound 24-10
North Dakota St. 1981 Shippensburg 18-6
North Dakota St. 1981 Texas St. 13-42
North Dakota St. 1982 Virginia Union 21-20
North Dakota St. 1982 UC Davis 14-19

North Dakota St. 1983 Towson 24-17
North Dakota St. 1983 UC Davis 26-17
North Dakota St. 1983* Central St. 41-21
North Dakota St. 1984 UC Davis 31-23
North Dakota St. 1984 Neb.-Omaha 25-14

North Dakota St. 1984 Troy 17-18

Darrell Mudra (5-2) (Peru St. 1951)

Western Ill. 1973 Louisiana Tech 13-18
Eastern Ill. 1978 UC Davis 35-31
Eastern Ill. 1978 Youngstown St. 26-22
Eastern Ill. 1978* Delaware 10-9
Eastern Ill. 1980 Northern Colo. 21-14

Eastern Ill. 1980 North Ala. 56-31
Eastern Ill. 1980 Cal Poly 13-21

Steve Mullins (1-2) (Ark-Monticello 1980)

Arkansas Tech 1999 Carson-Newman 28-40
Arkansas Tech 2004 Catawba 24-20
Arkansas Tech 2004 Albany St. (Ga.) 24-42

Hal Mumme (2-2) (Tarleton St. 1975)

Valdosta St. 1994 Albany St. (Ga.) 14-7
Valdosta St. 1994 North Ala. 24-27 (2 ot)
Valdosta St. 1996 Albany St. (Ga.) 38-28
Valdosta St. 1996 Carson-Newman 19-24

Gene Murphy (0-1) (North Dakota 1962)

North Dakota 1979 Mississippi Col. 15-35

Bill Narduzzi (3-2) (Miami [Ohio] 1959)

Youngstown St. 1978 Neb.-Omaha 21-14
Youngstown St. 1978 Eastern Ill. 22-26
Youngstown St. 1979 South Dakota St. 50-7
Youngstown St. 1979 Alabama A&M 52-0
Youngstown St. 1979 Delaware 21-38

Bob Nielson (0-1) (Wartburg 1982)

Minn. Duluth 2002 Northwest Mo. St. 41-45

John O'Hara (0-1) (Okla. Panhandle 1967)

Texas St. 1983 Central St. 16-24

Jerry Olson (0-1) (Valley City St. 1955)

North Dakota 1975 West Ala. 14-34

Keith Otterbein (3-2) (Ferris St. 1979)

Ferris St. 1992 Edinboro 19-15
Ferris St. 1992 New Haven 13-35
Ferris St. 1993 Indiana (Pa.) 21-28
Ferris St. 1994 West Chester 43-40
Ferris St. 1994 Indiana (Pa.) 17-21

Kenny Phillips (0-2) (East Caro. 1987)

Fayetteville St. 2002 Carson-Newman 27-40
Fayetteville St. 2004 Carson-Newman 14-35

Jeff Pierce (3-2) (Ferris St. 1979)

Ferris St. 1995 Millersville 36-26
Ferris St. 1995 New Haven 17-9
Ferris St. 1995 North Ala. 7-45
Ferris St. 1996 Indiana (Pa.) 24-23
Ferris St. 1996 Clarion 21-23

Doug Porter (0-1) (Xavier [La.] 1952)

Fort Valley St. 1982 Texas St. 6-27

George Pugh (0-1) (Alabama 1976)

Alabama A&M 1989 Jacksonville St. 9-33

Steve Quinn (0-1) (Ouachita Baptist 1985)

Southern Ark. 2003 North Ala. 24-48

Bill Rademacher (1-3) (Northern Mich. 1963)

Northern Mich. 1980 Santa Clara 6-27
Northern Mich. 1981 Elizabeth City St. 55-6
Northern Mich. 1981 Texas St. 0-62
Northern Mich. 1982 UC Davis 21-42

Vito Ragazzo (1-1) (William & Mary 1951)

Shippensburg 1981 Virginia Union 40-27
Shippensburg 1981 North Dakota St. 6-18

Joe Ramunno (1-2) (Wyoming 1984)

Mesa St. 2000 Northeastern St. 40-21
Mesa St. 2000 UC Davis 18-62
Mesa St. 2003 Central Okla. 15-20

Tubby Raymond (7-4) (Michigan 1950)

Delaware 1973 Grambling 8-17
Delaware 1974 Youngstown St. 35-14
Delaware 1974 UNLV 49-11
Delaware 1974 Central Mich. 14-54
Delaware 1976 Northern Mich. 17-28

Delaware 1978 Jacksonville St. 42-27
Delaware 1978 Winston-Salem 41-0
Delaware 1978 Eastern Ill. 9-10
Delaware 1979 Virginia Union 58-28
Delaware 1979 Mississippi Col. 60-10

Delaware 1979* Youngstown St. 38-21

Rocky Rees (1-2) (West Chester 1971)

Shippensburg 1991 East Stroudsburg 34-33
Shippensburg 1991 Indiana (Pa.) 7-52
Shippensburg 2004 West Chester 28-33

Rick Rhodes (4-1) (Central Mo. St. 1970)

Troy 1986 Virginia Union 31-7
Troy 1986 South Dakota 28-42
Troy 1987 Winston-Salem 45-14
Troy 1987 UCF 31-10
Troy 1987* Portland St. 31-17

Pete Richardson (0-3) (Dayton 1968)

Winston-Salem 1988 N.C. Central 16-31
Winston-Salem 1990 Indiana (Pa.) 0-48
Winston-Salem 1991 Jacksonville St. 24-49

Pat Riepma (1-3) (Hillsdale 1983)

Northwood 2000 Indiana (Pa.) 28-0
Northwood 2000 Bloomsburg 14-38
Northwood 2004 Grand Valley St. 7-10
Northwood 2005 Saginaw Valley 16-31

Steve Roberts (0-1) (Ouachita Baptist 1987)

Southern Ark. 1997 Albany St. (Ga.) 6-10

Eddie Robinson (1-1) (Leland 1941)

Grambling 1973 Delaware 17-8
Grambling 1973 Western Ky. 20-28

Warren Ruggerio (0-1) (Delaware 1988)

Glenville St. 1997 New Haven 7-47

Dan Runkle (2-3) (Illinois Col. 1968)

Minn. St. Mankato .. 1987 Portland St. 21-27
Minn. St. Mankato .. 1991 North Dakota St. 27-7
Minn. St. Mankato .. 1991 Portland St. 27-37
Minn. St. Mankato .. 1993 Mo. Southern St. 34-13
Minn. St. Mankato .. 1993 North Dakota 21-54

Joe Salem (0-2) (Minnesota 1961)

South Dakota 1973 Boise St. 10-53
Northern Ariz. 1977 Jacksonville St. 0-35

Tom Sawyer (1-3) (Winona St. 1983)

Winona St. 2001 North Dakota 28-42
Winona St. 2003 Emporia St. 10-3
Winona St. 2003 North Dakota 29-36
Winona St. 2004 Grand Valley St. 13-16

Kent Schoolfield (1-3) (Florida A&M 1970)

Fort Valley St. 1998 Delta St. 21-14
Fort Valley St. 1998 Carson-Newman 31-38 (ot)
Fort Valley St. 1999 Catawba 17-48
Fort Valley St. 2001 Valdosta St. 24-40

Craig Schurig (0-1) (Colorado Mines 1987)

Washburn 2005 Northwest Mo. St. 32-42

Kyle Schweigert (0-1) (Jamestown 1985)

Minn. Duluth 2005 North Dakota 12-23

Lyle Setenich (1-1) (Fresno St. 1968)

Cal Poly 1990 Cal St. Northridge 14-7
Cal Poly 1990 North Dakota St. 0-47

Stan Sheriff (0-1) (Cal Poly 1954)

UNI 1975 Western Ky. 12-14

Sanders Shiver (0-1) (Carson-Newman 1976)

Bowie St. 1988 Portland St. 17-34

Ron Simonson (0-1) (Portland St. 1965)

Puget Sound 1981 North Dakota St. 10-24

Brad Smith (0-4) (Western Ill. 1972)

Chadron St. 1996 Central Okla. 21-23
Chadron St. 1998 Central Okla. 19-21
Chadron St. 2000 UC Davis 10-48
Chadron St. 2001 Tarleton St. 24-28

Hampton Smith (1-5) (Mississippi Val. 1957)

Albany St. (Ga.) 1993 Hampton 7-33
Albany St. (Ga.) 1994 Valdosta St. 7-14

Albany St. (Ga.) 1995 North Ala. 28-38
Albany St. (Ga.) 1996 Valdosta St. 28-38
Albany St. (Ga.) 1997 Southern Ark. 10-6

Albany St. (Ga.) 1997 Carson-Newman 22-23

Rob Smith (0-1) (Washington 1981)

Western Wash. 1999 Northeastern St. 24-27 (ot)

Jim Sochor (4-8) (San Fran. St. 1960)

UC Davis 1977 Bethune-Cookman 34-16
UC Davis 1977 Lehigh 30-39
UC Davis 1978 Eastern Ill. 31-35
UC Davis 1982 Northern Mich. 42-21
UC Davis 1982 North Dakota St. 19-14

UC Davis 1982 Texas St. 9-34
UC Davis 1983 Butler 25-6
UC Davis 1983 North Dakota St. 17-26
UC Davis 1984 North Dakota St. 23-31
UC Davis 1985 North Dakota St. 12-31

UC Davis 1986 South Dakota 23-26
UC Davis 1988 Sacramento St. 14-35

Earle Solomonson (6-0) (Augsburg 1969)

North Dakota St. 1985 UC Davis 31-12
North Dakota St. 1985 South Dakota 16-7
North Dakota St. 1985* North Ala. 35-7
North Dakota St. 1986 Ashland 50-0
North Dakota St. 1986 Central St. 35-1 2

North Dakota St. 1986* South Dakota 27-7

Tommy Spangler (0-1) (Georgia 1983)

Presbyterian 2005 Central Ark. 28-52

Tony Sparano (4-2) (New Haven 1982)

New Haven 1995 Edinboro 27-12
New Haven 1995 Ferris St. 9-17
New Haven 1997 Glenville St. 47-7
New Haven 1997 Slippery Rock 49-21
New Haven 1997 UC Davis 27-25
New Haven 1997 Northern Colo. 0-51

Ken Sparks (15-10) (Carson-Newman 1968)

Carson-Newman 1993 North Ala. 28-38
Carson-Newman 1994 North Ala. 13-17
Carson-Newman 1995 West Ga. 37-26
Carson-Newman 1995 North Ala. 7-28
Carson-Newman 1996 West Ga. 41-7

Carson-Newman 1996 Valdosta St. 24-19
Carson-Newman 1996 UC Davis 29-26
Carson-Newman 1996 Northern Colo. 14-23
Carson-Newman 1997 North Ala. 21-7
Carson-Newman 1997 Albany St. (Ga.) 23-22

Carson-Newman 1997 Northern Colo. 29-30
Carson-Newman 1998 West Ga. 30-20
Carson-Newman 1998 Fort Valley St. 38-31 (ot)
Carson-Newman 1998 Slippery Rock 47-21
Carson-Newman 1998 Northwest Mo. St. 6-24

Carson-Newman 1999 Arkansas Tech 40-28
Carson-Newman 1999 Catawba 28-25
Carson-Newman 1999 Northeastern St. 42-7
Carson-Newman 1999* Northwest Mo. St. 52-58 (4 ot)
Carson-Newman 2002 Fayetteville St. 40-27

Carson-Newman 2002 Valdosta St. 28-31
Carson-Newman 2003 Valdosta St. 35-29
Carson-Newman 2003 North Ala. 9-41
Carson-Newman 2004 Fayetteville St. 35-14
Carson-Newman 2004 Valdosta St. 12-38

Glenn Spencer (0-2) (Georgia Tech 1986)

West Ga. 1998 Carson-Newman 20-30
West Ga. 2000 Catawba 24-28

Bob Stitt (1-1) (Doane 1986)

Colorado Mines 2004 Midwestern St. 52-33
Colorado Mines 2004 Pittsburg St. 35-70

Bill Sylvester (0-1) (Butler 1950)

Butler 1983 UC Davis 6-25

Joe Taylor (1-5) (Western Ill. 1972)

Virginia Union 1986 Troy 7-31
Virginia Union 1990 Edinboro 14-38
Virginia Union 1991 Indiana (Pa.) 7-56
Hampton 1992 North Ala. 21-33
Hampton 1993 Albany St. (Ga.) 33-7
Hampton 1993 North Ala. 20-45

Lou Tepper (1-2) (Rutgers 1967)

Edinboro 2003 Saginaw Valley 9-33
Edinboro 2004 Bentley 47-44
Edinboro 2004 East Stroudsburg 32-36

Clarence Thomas (0-1)

Morgan St. 1979 Alabama A&M 7-27

COACHING RECORDS

Roger Thomas (4-5) (Augustana [Ill.] 1969)

North Dakota 1992 Pittsburg St. 21-26
 North Dakota 1993 Pittsburg St. 17-14
 North Dakota 1993 Minn. St. Mankato 54-21
 North Dakota 1993 Indiana (Pa.) 6-21
 North Dakota 1994 Truman 18-6

North Dakota 1994 North Dakota St. 14-7
 North Dakota 1994 North Ala. 7-35
 North Dakota 1995 North Dakota St. 10-41
 North Dakota 1998 Northern Colo. 24-52

Vern Thomsen (0-1) (Peru St. 1961)

Northwest Mo. St. .. 1984 Neb.-Omaha 15-28

Mel Tjeerdsma (16-6) (Southern St. 1967)

Northwest Mo. St. .. 1996 Neb.-Omaha 22-21
 Northwest Mo. St. .. 1996 Northern Colo. 26-27
 Northwest Mo. St. .. 1997 North Dakota St. 39-28
 Northwest Mo. St. .. 1997 Northern Colo. 19-35
 Northwest Mo. St. .. 1998 Neb.-Omaha 28-14

Northwest Mo. St. .. 1998 Northern Colo. 42-17
 Northwest Mo. St. .. 1998 Tex. A&M-Kingsville 49-34
 Northwest Mo. St. .. 1998* Carson-Newman 24-6
 Northwest Mo. St. .. 1999 North Dakota 20-13 (ot)
 Northwest Mo. St. .. 1999 Northern Colo. 41-35

Northwest Mo. St. .. 1999 Indiana (Pa.) 20-12
 Northwest Mo. St. .. 1999* Carson-Newman 58-52 (4 ot)
 Northwest Mo. St. .. 2000 North Dakota St. 17-31
 Northwest Mo. St. .. 2002 Minn. Duluth 45-41
 Northwest Mo. St. .. 2002 Northern Colo. 12-23

Northwest Mo. St. .. 2004 Tex. A&M-Kingsville 34-14
 Northwest Mo. St. .. 2004 Pittsburg St. 36-50
 Northwest Mo. St. .. 2005 Angelo St. 45-14
 Northwest Mo. St. .. 2005 Washburn 42-32
 Northwest Mo. St. .. 2005 Pittsburg St. 21-10

Northwest Mo. St. .. 2005 North Ala. 25-24
 Northwest Mo. St. .. 2005 Grand Valley St. 17-21

Dave Triplett (3-2) (Iowa 1972)

South Dakota 1985 Central St. 13-10 (2 ot)
 South Dakota 1985 North Dakota St. 7-16
 South Dakota 1986 UC Davis 26-23
 South Dakota 1986 Troy 42-28
 South Dakota 1986 North Dakota St. 7-27

Jerry Vandergriff (3-4) (Corpus Christi 1965)

Angelo St. 1987 Northern Mich. 20-23 (ot)
 Angelo St. 1989 UC Davis 28-23
 Angelo St. 1989 Pittsburg St. 24-21
 Angelo St. 1989 Jacksonville St. 16-34
 Angelo St. 1994 Portland St. 0-29

Angelo St. 1997 Western St. 46-12
 Angelo St. 1997 UC Davis 33-50

Eddie Vowell (2-3) (Southwestern Okla. 1969)

Tex. A&M-Commerce.. 1990 Grand Valley St. 20-14
 Tex. A&M-Commerce.. 1990 Pittsburg St. 28-60
 Tex. A&M-Commerce.. 1991 Grand Valley St. 36-15
 Tex. A&M-Commerce.. 1991 Pittsburg St. 28-38
 Tex. A&M-Commerce.. 1995 Portland St. 35-56

Jim Wacker (8-2) (Valparaiso 1960)

North Dakota St. 1976 Eastern Ky. 10-7
 North Dakota St. 1976 Montana St. 3-10
 North Dakota St. 1977 Northern Mich. 20-6
 North Dakota St. 1977 Jacksonville St. 7-31
 Texas St. 1981 Jacksonville St. 38-22
 Texas St. 1981 Northern Mich. 62-0
 Texas St. 1981* North Dakota St. 42-13
 Texas St. 1982 Fort Valley St. 27-6
 Texas St. 1982 Jacksonville St. 19-14
 Texas St. 1982* UC Davis 34-9

Gerald Walker (0-1) (Lincoln [Mo.] 1962)

Fort Valley St. 1985 North Ala. 7-14

Bobby Wallace (13-3) (Mississippi St. 1976)

North Ala. 1990 Jacksonville St. 14-38
 North Ala. 1992 Hampton 33-21
 North Ala. 1992 Jacksonville St. 12-14
 North Ala. 1993 Carson-Newman 38-28
 North Ala. 1993 Hampton 45-20
 North Ala. 1993 Tex. A&M-Kingsville 27-25
 North Ala. 1993* Indiana (Pa.) 41-34
 North Ala. 1994 Carson-Newman 17-13
 North Ala. 1994 Valdosta St. 27-24 (2 ot)
 North Ala. 1994 North Dakota 35-7

North Ala. 1994* Tex. A&M-Kingsville 16-10
 North Ala. 1995 Albany St. (Ga.) 38-28
 North Ala. 1995 Carson-Newman 28-7
 North Ala. 1995 Ferris St. 45-7
 North Ala. 1995* Pittsburg St. 27-7
 North Ala. 1997 Carson-Newman 7-21

Tim Walsh (2-3) (UC Riverside 1977)

Portland St. 1993 Tex. A&M-Kingsville 15-50
 Portland St. 1994 Angelo St. 29-0
 Portland St. 1994 Tex. A&M-Kingsville 16-21
 Portland St. 1995 Tex. A&M-Commerce 56-35
 Portland St. 1995 Tex. A&M-Kingsville 3-30

Johnnie Walton (0-1) (Elizabeth City St. 1969)

Elizabeth City St. ... 1981 Northern Mich. 6-55

Bob Waters (0-1) (Presbyterian 1960)

Western Caro. 1974 Louisiana Tech 7-10

Mark Whipple (3-2) (Brown 1979)

New Haven..... 1992 West Chester 38-26
 New Haven..... 1992 Ferris St. 35-13
 New Haven..... 1992 Jacksonville St. 35-46
 New Haven..... 1993 Edinboro 48-28
 New Haven..... 1993 Indiana (Pa.) 35-38

Mike White (1-2) (Albany St. [Ga.] 1990)

Albany St. (Ga.) 2004 Arkansas Tech 42-24
 Albany St. (Ga.) 2004 Valdosta St. 24-38
 Albany St. (Ga.) 2005 Central Ark. 20-28

John Whitehead (3-0) (East Stroudsburg 1950)

Lehigh 1977 Massachusetts 30-23
 Lehigh 1977 UC Davis 39-30
 Lehigh 1977* Jacksonville St. 33-0

Todd Whitten (1-2) (Stephen F. Austin 1987)

Tarleton St. 2001 Chadron St. 28-24
 Tarleton St. 2001 UC Davis 25-42
 Tarleton St. 2003 Tex. A&M-Kingsville 10-34

David Wiemers (0-1) (Washburn 1990)

Emporia St. 2003 Winona St. 3-10

John Williams (†7-3) (Mississippi Col. 1957)

Mississippi Col. 1979 North Dakota 35-15
 Mississippi Col. 1979 Delaware 10-60
 Mississippi Col. 1988 Tex. A&M-Kingsville 15-39
 Mississippi Col. 1989† Tex. A&M-Kingsville 34-19
 Mississippi Col. 1989† St. Cloud St. 55-24

Mississippi Col. 1989† Indiana (Pa.) 26-14
 Mississippi Col. 1989†* Jacksonville St. 3-0
 Mississippi Col. 1990† Wofford 70-19
 Mississippi Col. 1990† Jacksonville St. 14-7
 Mississippi Col. 1990† Indiana (Pa.) 8-27

Peter Yetten (0-2) (Boston U. 1971)

Bentley 2003 Grand Valley St. 36-65
 Bentley 2004 Edinboro 44-47

John Zamberlin (0-1) (Pacific Lutheran 1979)

Central Wash. 2002 UC Davis 6-24

Bill Zwaan (3-2) (Delaware 1979)

West Chester..... 2004 C.W. Post 35-3
 West Chester..... 2004 Shippensburg 33-28
 West Chester..... 2004 East Stroudsburg 48-38
 West Chester..... 2004 Valdosta St. 21-45
 West Chester..... 2005 C.W. Post 20-24

*National championship. †Mississippi College's participation vacated by action of the NCAA Committee on Infractions. †Texas A&M-Kingsville's participation vacated by action of the NCAA Committee on Infractions.

JOHN GAGLIARDI A Coach For The Ages

John Gagliardi is probably not as well known as Eddie Robinson, but his accomplishments are no less remarkable. Both coaches are known as great teachers, men whose lives touched many young college student-athletes and molded them into responsible adults.

Gagliardi became the winningest coach in college football history in 2003 by passing Robinson and heads into this season with 432 career wins.

Fifty-three of Gagliardi's seasons have been at St. John's University in Collegeville, Minnesota. Gagliardi's biggest strength is his ability to relate to his players and get them to play hard even though they receive no scholarships based on athletics ability. In fact, his basic philosophy is boiled down to "Winning With Nos." That is:

- * No spring practices;
- * No scholarships;
- * No compulsory weightlifting program;
- * No calling him "coach"— players call him John;
- * No long practices — an hour and a half or less; and
- * No tackling in practice — players wear shorts or sweats.

Gagliardi began his remarkable career in 1949 at Carroll College (Montana), where he coached for four seasons before assuming the St. John's head position in 1953. He is now coaching in his seventh decade and seems fit enough to continue well into the new century. As he coaches into the 2006 season, he will pass the legendary Amos Alonzo Stagg in coaching longevity at 58 years.

His career includes 27 Minnesota Intercollegiate Athletic Conference titles and as mentioned, four national championships (1963, 1965, 1976 and 2003).

Here is a breakdown of the milestones in his career:

Victory No.	(Date Reached Milestone)	Age in Yrs.-Days	Career Game (Record)	Career Yr.-Game
100th	(10-9-1965)	38-343	135th (100-32-3)	17.5
200th	(10-11-1980)	53-345	274th (200-67-7)	32.5
300th	(10-16-1993)	66-350	405th (300-95-10)	45.6
400th	(12-7-2002)	76-38	524th (400-113-11)	54.13



Legendary St. John's (Minnesota) head coach John Gagliardi congratulates senior Blake Elliott after the Johnnies beat Mount Union to capture the 2003 Division III championship.

Division III Coaching Records

Winningest Active Division III Coaches

(Minimum 5 years as head coach at Division II institutions; record at four-year colleges only.)

BY PERCENTAGE

Coach, College	Years	Won	Lost	Tied	Pct.†
Larry Kehres, Mount Union	20	231	20	3	.915
Jim Purtil, St. Norbert	7	64	11	0	.853
Joe Fincham, Wittenberg	10	93	19	0	.830
Chris Creighton, Wabash	9	76	18	0	.809
John Gagliardi, St. John's (Minn.)	57	432	118	11	.780
Jimmie Keeling, Hardin-Simmons	16	135	39	0	.776
Dean Paul, Ohio Northern	6	48	14	0	.774
Mike Swider, Wheaton (Ill.)	10	78	25	0	.757
Jim Barnes, Augustana (Ill.)	11	85	28	0	.752
Pete Fredenburg, Mary Hardin-Baylor	8	65	22	0	.747
Frank Girardi, Lycoming	34	250	85	5	.743
Terry Horan, Concordia-M'head	5	40	14	0	.741
Michael Welch, Ithaca	12	97	34	0	.740
E.J. Mills, Amherst	9	52	20	0	.722
Joe King, Rensselaer	17	117	45	2	.720
Steve Mohr, Trinity (Tex.)	16	128	50	0	.719
John Audino, Union (N.Y.)	16	116	46	0	.716
Mike Drass, Wesley	13	96	38	1	.715
Steve Bell, Monmouth (Ill.)	6	43	18	0	.705
Marty Favret, Hampden-Sydney	6	42	18	0	.700
Rich Lackner, Carnegie Mellon	20	137	59	2	.697
Wayne Perry, Hanover	24	168	75	2	.690
Erik Raeburn, Coe	6	43	20	0	.683
Doug Neibuhr, Millikin	17	113	53	1	.680
Mike Schmitz, Wooster	6	42	20	0	.677

Coach, College

Coach, College	Years	Won	Lost	Tied	Pct.†
Rick Giancola, Montclair St.	23	157	77	2	.669
Bob Berezowitz, Wis.-Whitewater	21	144	72	4	.664
Mike Maynard, Redlands	18	109	55	1	.664
Mike Cragg, Hobart	11	73	37	0	.664
Ron Ernst, Ripon	15	96	49	0	.662

†Ties computed as half won and half lost.

BY VICTORIES

Coach, College	Years	Won	Lost	Tied	Pct.†
John Gagliardi, St. John's (Minn.)	57	432	118	11	.780
Frank Girardi, Lycoming	34	250	85	5	.743
Larry Kehres, Mount Union	20	231	20	3	.915
Eric Hamilton, TCNJ	29	175	109	6	.614
Wayne Perry, Hanover	24	168	75	2	.690
Rick Giancola, Montclair St.	23	157	77	2	.669
Bob Berezowitz, Wis.-Whitewater	21	144	72	4	.664
Rich Lackner, Carnegie Mellon	20	137	59	2	.697
Dale Widolff, Occidental	24	137	86	2	.613
Barry H. Streeter, Gettysburg	27	136	132	5	.507
Larry Kindbom, Washington-St. Louis	23	136	92	1	.596
Michael DeLong, Springfield	24	136	100	2	.576
Jimmie Keeling, Hardin-Simmons	16	135	39	0	.776
Mike Hollway, Ohio Wesleyan	23	132	95	2	.581
Steve Mohr, Trinity (Tex.)	16	128	50	0	.719
Brien Cullen, Worcester St.	21	126	79	0	.615
Terry Price, Maranatha Baptist	29	125	151	1	.453
Joe King, Rensselaer	17	117	45	2	.720
John Miech, Wis.-Stevens Point	18	117	62	2	.652
Tim Keating, McDaniel	18	117	65	3	.641
Craig Rundle, Albion	20	117	75	1	.609
Scot Dapp, Moravian	19	117	78	1	.599
John Audino, Union (N.Y.)	16	116	46	0	.716

Coach, College	Years	Won	Lost	Tied	Pct.†
Norm Eash, Ill. Wesleyan.....	19	116	63	1	.647
Doug Neibuhr, Millikin.....	17	113	53	1	.680
Steve Johnson, Bethel (Minn.).....	17	111	60	1	.648
Mike Maynard, Redlands.....	18	109	55	1	.664
Jeff Heacock, Muskingum.....	25	107	136	4	.441
Edward Sweeney, Mount Ida.....	21	106	99	4	.517
Jim Margraff, Johns Hopkins.....	16	102	58	3	.635

†Ties computed as half won and half lost.

Winningest All-Time Division III Coaches

(Minimum 10 years as head coach at Division III institutions; record at four-year colleges only.)

BY PERCENTAGE

Coach (Colleges Coached, Tenure)	Years	Won	Lost	Tied	Pct.†
*Larry Kehres (Mount Union 1986-05).....	20	231	20	3	.915
Bob Reade (Augustana [Ill.] 1979-94).....	16	146	23	1	.862
Dave Maurer (Wittenberg 1969-83).....	15	138	23	3	.851
Dick Farley (Williams 1987-03).....	17	114	19	3	.849
*Joe Fincham (Wittenberg 1996-05).....	10	93	19	0	.830
Chuck Klausung (Indiana [Pa.] 1964-69, Carnegie Mellon 76-85).....	16	123	26	2	.821
Ron Schipper (Central [Iowa] 1961-96).....	36	287	67	3	.808
Pete Schmidt (Albion 1983-96).....	14	104	27	4	.785
*John Gagliardi (Carroll [Mont.] 1949-52, St. John's [Minn.] 53-05).....	57	432	118	11	.780
*Jimmie Keeling (Hardin-Simmons 1990-05).....	16	135	39	0	.776
Roger Harring (Wis.-La Crosse 1969-99).....	31	261	75	7	.771
Tony DeCarlo (John Carroll 1987-98).....	12	90	27	4	.760
*Mike Swider (Wheaton [Ill.] 1996-05).....	10	78	25	0	.757
*Jim Barnes (Wooster 1995-99, Augustana [Ill.] 00-05).....	11	85	28	0	.752
*John Luckhardt (Wash. & Jeff. 1982-98, California [Pa.] 02-05).....	21	161	55	2	.743
Jim Butterfield (Ithaca 1967-93).....	27	206	71	1	.743
*Frank Girardi (Lycoming 1972-05).....	34	250	85	5	.743
Bob Packard (Baldwin-Wallace 1981-01).....	21	156	54	2	.741
*Michael Welch (Ithaca 1994-05).....	12	97	34	0	.740
Tom Beck (Benedictine [Ill.] 1970-74, Elmhurst 76-83, Grand Valley St. 85-90).....	19	137	52	1	.724
*Joe King (Rensselaer 1989-05).....	17	117	45	2	.720
*Steve Mohr (Trinity [Tex.] 1990-05).....	16	128	50	0	.719
*John Audino (Kean 1990-91, Union [N.Y.] 92-05).....	16	116	46	0	.716
*Mike Drass (Wesley 1993-05).....	13	96	38	1	.715
*Rich Lackner (Carnegie Mellon 1986-05).....	20	137	59	2	.697
D.J. LeRoy (Wis.-Stevens Point 1982-87, Coe 89-99).....	17	121	53	2	.693
Jim Williams (Simpson 1987-01).....	15	106	47	1	.692
Carl Poelker (Millikin 1982-95).....	14	88	39	1	.691
Ronald Roberts (Lawrence 1965-83, 92).....	20	121	54	1	.690
*Wayne Perry (Hanover 1982-05).....	24	168	75	2	.690
Donald Miller (Trinity [Conn.] 1967-98).....	32	174	77	5	.689
Lou Wacker (Emory & Henry 1982-04).....	23	164	76	0	.683
*Doug Neibuhr (Wittenberg 1989-95, Millikin 96-05).....	17	113	53	1	.680
Jim Christopherson (Concordia-M'head 1969-00).....	32	217	102	7	.676
Bob Nielson (Ripon 1989-90, Wartburg 91-95, Wis.-Eau Claire 96-98, Minn. Duluth 99-03).....	15	105	50	1	.676
Ray Smith (Hope 1970-94).....	25	147	70	9	.670
*Rick Giancola (Montclair St. 1983-05).....	23	157	77	2	.669
*Walt Hameline (Wagner 1981-05).....	25	175	86	2	.669
*Bob Berezowitz (Wis.-Whitewater 1985-05).....	21	144	72	4	.664
*Mike Maynard (Redlands 1988-05).....	18	109	55	1	.664
*Mike Cragg (Hobart 1995-05).....	11	73	37	0	.664
*Ron Ernst (Ripon 1991-05).....	15	96	49	0	.662
J.R. Bishop (Wheaton [Ill.] 1982-95).....	14	84	43	1	.660
Jim Hershberger (Buena Vista 1970-89).....	20	124	64	1	.659
Forrest Perkins (Wis.-Whitewater 1956-84).....	29	184	94	8	.657
Bill Manlove (Widener 1969-91, Delaware Valley 92-95, La Salle 97-01).....	32	211	111	1	.655
*John Miech (Wis.-Stevens Point 1988-05).....	18	117	62	2	.652
Jerry Clark (Cornell College 1959-85, 87).....	28	159	85	1	.651
*Steve Johnson (Bethel [Minn.] 1989-05).....	17	111	60	1	.648
*Norm Eash (Ill. Wesleyan 1987-05).....	19	116	63	1	.647
Jim Ostendarp (Amherst 1959-91).....	33	168	91	5	.646
*Rocco Salomone (Brockport St. 1995-05).....	11	72	40	1	.642
*Tim Keating (Wesley 1988-92, McDaniel 93-05).....	18	117	65	3	.641
*Jim Margraff (Johns Hopkins 1990-05).....	16	102	58	3	.635
Harper Davis (Millsaps 1964-88).....	25	136	81	4	.624
*Bill Kavanaugh (Mass.-Dartmouth 1990-05).....	16	99	60	0	.623
*Brien Cullen (Worcester St. 1985-05).....	21	126	79	0	.615
*Eric Hamilton (TCNJ 1977-05).....	29	175	109	6	.614
*Dale Widolff (Occidental 1982-05).....	24	137	86	2	.613
Nick Mourouzis (DePauw 1981-03).....	23	138	87	4	.611

Coach (Colleges Coached, Tenure)	Years	Won	Lost	Tied	Pct.†
*Michael Clark (Bridgewater [Va.] 1995-05).....	11	75	48	1	.609
*Craig Rundle (St. Mary's [Cal.] 1986-89, Colorado Col. 90-96, Albion 97-05).....	20	117	75	1	.609
*Jim Cole (Alma 1991-05).....	15	87	57	0	.604

*Active coach. †Ties computed as half won and half lost.

BY VICTORIES

Coach (Colleges Coached, Tenure)	Years	Won	Lost	Tied	Pct.†
*John Gagliardi (Carroll [Mont.] 1949-52, St. John's [Minn.] 53-05).....	57	432	118	11	.780
Ron Schipper (Central [Iowa] 1961-96).....	36	287	67	3	.808
Roger Harring (Wis.-La Crosse 1969-99).....	31	261	75	7	.771
*Frank Girardi (Lycoming 1972-05).....	34	250	85	5	.743
*Larry Kehres (Mount Union 1986-05).....	20	231	20	3	.915
Jim Christopherson (Concordia-M'head 1969-00).....	32	217	102	7	.676
Bill Manlove (Widener 1969-91, Delaware Valley 92-95, La Salle 97-01).....	32	211	111	1	.655
*Bob Ford (St. Lawrence 1965-68, Albany [N.Y.] 73-05).....	37	210	154	1	.577
Peter Mazzaferro (Waynesburg 1959-62, Curry 63, Bridgewater St. 68-86, 88-04).....	41	209	157	11	.569
Jim Butterfield (Ithaca 1967-93).....	27	206	71	1	.743
Keith Piper (Denison 1954-92).....	39	201	141	18	.583
Forrest Perkins (Wis.-Whitewater 1956-84).....	29	184	94	8	.657
*Walt Hameline (Wagner 1981-05).....	25	175	86	2	.669
*Eric Hamilton (TCNJ 1977-05).....	29	175	109	6	.614
Donald Miller (Trinity [Conn.] 1967-98).....	32	174	77	5	.689
Tom Porter (St. Olaf 1958-67, 69-90).....	32	171	119	5	.588
*Wayne Perry (Hanover 1982-05).....	24	168	75	2	.690
Jim Ostendarp (Amherst 1959-91).....	33	168	91	5	.646
Joe McDaniel (Marietta 1966-79, Centre 80-97).....	32	166	122	5	.575
Lou Wacker (Emory & Henry 1982-04).....	23	164	76	0	.683
*John Luckhardt (Wash. & Jeff. 1982-98, California [Pa.] 02-05).....	21	161	55	2	.743
Tom Gilburg (Frank. & Marsh. 1975-02).....	28	160	112	2	.588
Jerry Clark (Cornell College 1959-85, 87).....	28	159	85	1	.651
*Rick Giancola (Montclair St. 1983-05).....	23	157	77	2	.669
Bob Packard (Baldwin-Wallace 1981-01).....	21	156	54	2	.741
Bob Ricca (St. John's [N.Y.] 1978-02).....	25	148	108	1	.578
Ray Smith (Hope 1970-94).....	25	147	70	9	.670
Bob Reade (Augustana [Ill.] 1979-94).....	16	146	23	1	.862
*Bob Berezowitz (Wis.-Whitewater 1985-05).....	21	144	72	4	.664
Bob Bierie (Loras 1980-04).....	25	144	106	5	.575
Don Ruggeri (Mass. Maritime 1973-00).....	28	144	110	1	.567
John Potsklan (Albright 1955-84).....	30	144	122	5	.541
J. Stokeley Fulton (Hampden-Sydney 1960-84).....	25	143	99	5	.589
Dave Maurer (Wittenberg 1969-83).....	15	138	23	3	.851
Nick Mourouzis (DePauw 1981-03).....	23	138	87	4	.611
Tom Beck (Benedictine [Ill.] 1970-74, Elmhurst 76-83, Grand Valley St. 85-90).....	19	137	52	1	.724
*Rich Lackner (Carnegie Mellon 1986-05).....	20	137	59	2	.697
*Dale Widolff (Occidental 1982-05).....	24	137	86	2	.613
Harper Davis (Millsaps 1964-88).....	25	136	81	4	.624
*Larry Kindbom (Kenyon 1983-88, Washington-St. Louis 89-05).....	23	136	92	1	.596
*Michael DeLong (Maine Maritime 1979-80, Springfield 84-05).....	24	136	100	2	.576
*Barry Streeter (Gettysburg 1978-03, 05).....	27	136	132	5	.507
Jerry Carle (Colorado Col. 1957-89).....	33	136	150	5	.476
*Jimmie Keeling (Hardin-Simmons 1990-05).....	16	135	39	0	.776
Ed DeGeorge (Beloit 1977-05).....	29	135	136	1	.498
*Mike Hollway (Marietta 1983-86, Ohio Wesleyan 1987-05).....	23	132	95	2	.581
*Steve Mohr (Trinity [Tex.] 1990-05).....	16	128	50	0	.719
*Brien Cullen (Worcester St. 1985-05).....	21	126	79	0	.615
Mickey Heinecken (Middlebury 1973-00).....	28	126	96	2	.567
Jim Hershberger (Buena Vista 1970-89).....	20	124	64	1	.659
Dick Tressel (Hamline 1978-00).....	23	124	102	2	.548
Chuck Klausung (Indiana [Pa.] 1964-69, Carnegie Mellon 76-85).....	16	123	26	2	.821
Dennis Gorsline (Martin Luther 1972-03).....	32	123	132	5	.483
D.J. LeRoy (Wis.-Stevens Point 1982-87, Coe 89-99).....	17	121	53	2	.693
Ronald Roberts (Lawrence 1965-83, 92).....	20	121	54	1	.690
Steve Miller (Carroll [Wis.] 1972-76, Morningside 77-79, Cornell College 86, 88-01).....	23	121	92	3	.567
Ken Wable (Mount Union 1962-77, 79-85).....	23	120	89	2	.573
Gene Slaughter (Capital 1961-85).....	25	120	94	3	.560
Don Canfield (Wartburg 1973-90, St. Olaf 91-95).....	23	119	98	1	.548
*Joe King (Rensselaer 1989-05).....	17	117	45	2	.720
*John Miech (Wis.-Stevens Point 1988-05).....	18	117	62	2	.652
*Tim Keating (Wesley 1988-92, McDaniel 93-05).....	18	117	65	3	.641
*Craig Rundle (St. Mary's [Cal.] 1986-89, Colorado Col. 90-96, Albion 97-05).....	20	117	75	1	.609

Coch (Colleges Coached, Tenure)	Years	Won	Lost	Tied	Pct.†
*Scot Dapp (Moravian 1987-05).....	19	117	78	1	.599
*Greg Carlson (Wabash 1983-00, Whittier 03-05) ..	21	117	79	2	.596
*John Audino (Kean 1990-91, Union [N.Y.] 92-05) ..	16	116	46	0	.716
*Norm Eash (Ill. Wesleyan 1987-05).....	19	116	63	1	.647
Dick Farley (Williams 1987-03).....	17	114	19	3	.849

Coch (Colleges Coached, Tenure)	Years	Won	Lost	Tied	Pct.†
*Doug Neibuhr (Wittenberg 1989-95, Millikin 96-05).....	17	113	53	1	.680
*Steve Johnson (Bethel [Minn.] 1989-05).....	17	111	60	1	.648

*Active coach. †Ties computed as half won and half lost.

Division III Championship Coaches

All coaches who have coached teams in the Division III championship playoffs since 1973 are listed here with their playoff record, alma mater and year graduated, team, year coached, opponent, and score.

Jay Accorsi (5-3) (Nichols 1985)	Rowan.....2002 Brockport St. 12-15
	Rowan.....2004 Hobart 45-14
	Rowan.....2004 Delaware Valley 56-7
	Rowan.....2004 Linfield 0-52
	Rowan.....2005 Wilkes 42-3
	Rowan.....2005 Union (N.Y.) 28-24
	Rowan.....2005 Delaware Valley 27-21
	Rowan.....2005 Mount Union 7-19
Phil Albert (2-1) (Arizona 1966)	Towson.....1976 C.W. Post 14-10
	Towson.....1976 St. Lawrence 38-36
	Towson.....1976 St. John's (Minn.) 28-31
Dom Anile (0-1) (C.W. Post 1959)	C.W. Post.....1976 Towson 10-14
John Audino (2-4) (Notre Dame 1975)	Union (N.Y.).....1993 Wm. Paterson 7-17
	Union (N.Y.).....1995 Plymouth St. 24-7
	Union (N.Y.).....1995 Rowan 7-38
	Union (N.Y.).....2000 Widener 26-33
	Union (N.Y.).....2005 Ithaca 55-41
	Union (N.Y.).....2005 Rowan 24-28
Don Ault (0-1) (West Liberty St. 1952)	Bethany (W.V.).....1980 Widener 12-43
Al Bagnoli (7-6) (Central Conn. St. 1974)	Union (N.Y.).....1983 Hofstra 51-19
	Union (N.Y.).....1983 Salisbury 23-21
	Union (N.Y.).....1983 Augustana (Ill.) 17-21
	Union (N.Y.).....1984 Plymouth St. 26-14
	Union (N.Y.).....1984 Augustana (Ill.) 6-23
	Union (N.Y.).....1985 Ithaca 12-13
	Union (N.Y.).....1986 Ithaca 17-24 (ot)
	Union (N.Y.).....1989 Cortland St. 42-14
	Union (N.Y.).....1989 Montclair St. 45-6
	Union (N.Y.).....1989 Ferrum 37-21
	Union (N.Y.).....1989 Dayton 7-17
	Union (N.Y.).....1991 Mass.-Lowell 55-16
	Union (N.Y.).....1991 Ithaca 23-35
John Banaszak (3-4) (Eastern Mich. 1975)	Wash. & Jeff.1999 Lycoming 14-7
	Wash. & Jeff.1999 Hardin-Simmons 3-51
	Wash. & Jeff.2000 Bridgewater (Va.) 42-59
	Wash. & Jeff.2001 McDaniel 24-21
	Wash. & Jeff.2001 Widener 30-46
	Wash. & Jeff.2002 Chris. Newport 24-10
	Wash. & Jeff.2002 Trinity (Tex.) 10-45
Jim Barnes (2-2) (Augustana [Ill.] 1981)	Augustana (Ill.).....2001 Defiance 54-14
	Augustana (Ill.).....2001 Mount Union 7-32
	Augustana (Ill.).....2005 Lakeland 49-22
	Augustana (Ill.).....2005 Mount Union 7-44
Paul Barnes (0-1) (James Madison 1984)	Shenandoah.....2004 Delaware Valley 17-21
Steve Bell (0-1) (Bemidji St. 1991)	Monmouth (Ill.).....2005 St. John's (Minn.) 3-62
Bob Berezowitz (5-4) (Wis.-Whitewater 1967)	Wis.-Whitewater.....1988 Simpson 29-27
	Wis.-Whitewater.....1988 Central (Iowa) 13-16
	Wis.-Whitewater.....1990 St. Thomas (Minn.) 23-24
	Wis.-Whitewater.....1997 Simpson 31-34
	Wis.-Whitewater.....2005 Central (Iowa) 34-14
	Wis.-Whitewater.....2005 St. John's (Minn.) 34-7
	Wis.-Whitewater.....2005 Linfield 44-41
	Wis.-Whitewater.....2005 Wesley 58-6
	Wis.-Whitewater.....2005 Mount Union 28-35
Don Birmingham (0-2) (Westmar 1962)	Dubuque.....1979 Ithaca 7-27
	Dubuque.....1980 Minn.-Morris 35-41
J.R. Bishop (1-1) (Franklin 1961)	Wheaton (Ill.).....1995 Wittenberg 63-41
	Wheaton (Ill.).....1995 Mount Union 14-40
Jim Blackburn (0-1) (Virginia 1971)	Randolph-Macon.....1984 Wash. & Jeff. 21-22
Bill Bless (0-1) (Indianapolis 1963)	Indianapolis.....1975 Wittenberg 13-17
Jerry Boyes (2-7) (Ithaca 1976)	Buffalo St.1992 Ithaca 28-26
	Buffalo St.1992 Rowan 19-28
	Buffalo St.1993 Rowan 6-29
	Buffalo St.1994 Ithaca 7-10 (2 ot)
	Buffalo St.1995 Rowan 7-46
	Buffalo St.1996 Rowan 20-21
	Buffalo St.1998 Springfield 38-35
	Buffalo St.1998 Rowan 17-19
	Buffalo St.1999 Montclair St. 34-37
Darwin Breaux (0-1) (West Chester 1977)	Dickinson.....1994 Widener 0-14
Steve Briggs (2-1) (Springfield 1984)	Susquehanna.....1991 Dickinson 21-20
	Susquehanna.....1991 Lycoming 31-24
	Susquehanna.....1991 Ithaca 13-49
Don Brown (1-2) (Norwich 1977)	Plymouth St.1994 Merchant Marine 19-18
	Plymouth St.1994 Ithaca 7-22
	Plymouth St.1995 Union (N.Y.) 7-24
John Bunting (2-2) (North Carolina 1972)	Rowan.....1991 Ithaca 10-31
	Rowan.....1992 WPI 41-14
	Rowan.....1992 Buffalo St. 28-19
	Rowan.....1992 Wash. & Jeff. 13-18
Jim Butterfield (21-8) (Maine 1953)	Ithaca.....1974 Slippery Rock 27-14
	Ithaca.....1974 Central (Iowa) 8-10
	Ithaca.....1975 Fort Valley St. 41-12
	Ithaca.....1975 Widener 23-14
	Ithaca.....1975 Wittenberg 0-28
	Ithaca.....1978 Wittenberg 3-6
	Ithaca.....1979 Dubuque 27-7
	Ithaca.....1979 Carnegie Mellon 15-6
	Ithaca.....1979* Wittenberg 14-10
	Ithaca.....1980 Wagner 41-13
	Ithaca.....1980 Minn.-Morris 36-0
	Ithaca.....1980 Dayton 0-63
	Ithaca.....1985 Union (N.Y.) 13-12
	Ithaca.....1985 Montclair St. 50-28
	Ithaca.....1985 Gettysburg 34-0
	Ithaca.....1985 Augustana (Ill.) 7-20
	Ithaca.....1986 Union (N.Y.) 24-17 (ot)
	Ithaca.....1986 Montclair St. 29-15
	Ithaca.....1986 Salisbury 40-44
	Ithaca.....1988 Wagner 34-31 (ot)
	Ithaca.....1988 Cortland St. 24-17
	Ithaca.....1988 Ferrum 62-28
	Ithaca.....1988* Central (Iowa) 39-24
	Ithaca.....1990 TCNJ 14-24
	Ithaca.....1991 Rowan 31-10
	Ithaca.....1991 Union (N.Y.) 35-23
	Ithaca.....1991 Susquehanna 49-13
	Ithaca.....1991* Dayton 34-20
	Ithaca.....1992 Buffalo St. 26-28
Jim Byers (0-1) (Michigan 1959)	Evansville.....1974 Central (Iowa) 16-17
Don Canfield (0-1)	Wartburg.....1982 Bishop 7-32

Jerry Carle (0-1) (Northwestern 1948)	Colorado Col.1975 Millsaps 21-28
Gene Carpenter (0-1) (Huron 1963)	Millersville.....1979 Wittenberg 14-21
Rick Carter (3-1) (Earlham 1965)	Dayton.....1978 Carnegie Mellon 21-24
	Dayton.....1980 Baldwin-Wallace 34-0
	Dayton.....1980 Widener 28-24
	Dayton.....1980* Ithaca 63-0
John Cervino (0-1) (West Va. Wesleyan 1982)	Western Conn. St. ..1999 Montclair St. 24-32
Don Charlton (0-1) (Lock Haven 1965)	Hiram.....1987 Augustana (Ill.) 0-53
Jim Christopherson (2-4) (Concordia-M'head 1960)	Concordia-M'head..1986 Wis.-Stevens Point 24-15
	Concordia-M'head..1986 Central (Iowa) 17-14
	Concordia-M'head..1986 Augustana (Ill.) 7-41
	Concordia-M'head..1988 Central (Iowa) 0-7
	Concordia-M'head..1995 Wis.-La Crosse 7-45
	Concordia-M'head..1997 Augsburg 22-34
Mike Clark (10-6) (Cincinnati 1979)	Bridgewater (Va.)....2000 Wash. & Jeff. 59-42
	Bridgewater (Va.)....2000 Trinity (Tex.) 41-47 (ot)
	Bridgewater (Va.)....2001 Trinity (Tex.) 41-37
	Bridgewater (Va.)....2001 Widener 57-32
	Bridgewater (Va.)....2001 Rowan 29-24
	Bridgewater (Va.)....2001 Mount Union 27-30
	Bridgewater (Va.)....2002 King's (Pa.) 19-17
	Bridgewater (Va.)....2002 Trinity (Tex.) 32-38
	Bridgewater (Va.)....2003 Waynesburg 28-24
	Bridgewater (Va.)....2003 Chris. Newport 26-3
	Bridgewater (Va.)....2003 Lycoming 13-9
	Bridgewater (Va.)....2003 Mount Union 0-66
	Bridgewater (Va.)....2004 Wash. & Jeff. 48-55 (2 ot)
	Bridgewater (Va.)....2005 Wash. & Jeff. 30-21
	Bridgewater (Va.)....2005 Thiel 24-13
	Bridgewater (Va.)....2005 Wesley 7-46
Tom Clark (0-3) (Maryland 1986)	Catholic.....1997 Trinity (Tex.) 33-44
	Catholic.....1998 Lycoming 14-49
	Catholic.....1999 McDaniel 16-20
Vic Clark (0-1) (Indiana St. 1971)	Thomas More.....1992 Emory & Henry 0-17
Mike Clary (0-1) (Rhodes 1977)	Rhodes.....1988 Ferrum 10-35
Jim Cole (0-3) (Alma 1974)	Alma.....1999 Wittenberg 19-42
	Alma.....2002 Wheaton (Ill.) 14-42
	Alma.....2004 Carthage 28-31
Jim Collins (2-1) (Wittenberg 1987)	Capital.....2005 North Central (Ill.) 21-19
	Capital.....2005 Wabash 14-11
	Capital.....2005 Mount Union 31-34
Jay Cottone (0-1) (Norwich 1971)	Plymouth St.1984 Union (N.Y.) 14-26
Michael Cragg (3-4) (Slippery Rock 1981)	Hobart.....2000 Bridgewater St. 25-0
	Hobart.....2000 Widener 14-40
	Hobart.....2002 John Carroll 7-27
	Hobart.....2004 Curry 35-16
	Hobart.....2004 Rowan 14-45
	Hobart.....2005 Cortland St. 23-22
	Hobart.....2005 Delaware Valley 14-21
Chris Creighton (3-2) (Kenyon 1991)	Wabash.....2002 MacMurray 42-7
	Wabash.....2002 Wittenberg 25-14
	Wabash.....2002 Mount Union 16-45
	Wabash.....2005 Albion 38-20
	Wabash.....2005 Capital 11-14

COACHING RECORDS

Bill Cubit (1-2) (Delaware 1975)

Widener 1994 Dickinson 14-0
 Widener 1994 Wash. & Jeff. 21-37
 Widener 1995 Lycoming 27-31

Scot Dapp (1-2) (West Chester 1973)

Moravian 1988 Widener 17-7
 Moravian 1988 Ferrum 28-49
 Moravian 1993 Wash. & Jeff. 7-27

Dave Davis (0-1) (Elon 1971)

Ferrum 2005 Wesley 14-59

Harper Davis (1-1) (Mississippi St. 1949)

Millsaps 1975 Colorado Col. 28-21
 Millsaps 1975 Wittenberg 22-55

Tony DeCarlo (1-2) (Kent St. 1962)

John Carroll 1989 Dayton 10-35
 John Carroll 1997 Hanover 30-20
 John Carroll 1997 Mount Union 7-59

Mike DeLong (2-4) (Springfield 1974)

Springfield 1998 Buffalo St. 35-38
 Springfield 2000 Montclair St. 31-29
 Springfield 2000 Brockport St. 13-6
 Springfield 2000 Widener 27-61
 Springfield 2002 Brockport St. 0-16
 Springfield 2003 Rensselaer 34-40

Joe DeMelfi (0-1) (Delta St. 1966)

Wilkes 1993 Frostburg St. 25-26

Bob Di Spirito (0-1) (Rhode Island 1953)

Slippery Rock 1974 Ithaca 14-27

Mike Donnelly (1-3) (Ithaca 1975)

Muhlenberg 2002 Mass.-Dartmouth 56-6
 Muhlenberg 2002 John Carroll 10-21
 Muhlenberg 2003 Chris. Newport 20-24
 Muhlenberg 2004 St. John Fisher 3-31

Mike Drass (3-2) (Mansfield 1983)

Wesley 2000 Trinity (Tex.) 3-21
 Wesley 2005 Ferrum 59-14
 Wesley 2005 Mary Hardin-Baylor 46-36
 Wesley 2005 Bridgewater (Va.) 46-7
 Wesley 2005 Wis.-Whitewater 6-58

Norm Eash (2-2) (Ill. Wesleyan 1975)

Ill. Wesleyan 1992 Aurora 21-12
 Ill. Wesleyan 1992 Mount Union 27-49
 Ill. Wesleyan 1996 Albion 23-20
 Ill. Wesleyan 1996 Mount Union 14-49

Chad Eisele (0-1) (Knox 1990)

Lake Forest 2002 Wartburg 0-45

Ed Farrell (0-1) (Rutgers 1956)

Bridgeport 1973 Juniata 14-35

Joe Fincham (7-5) (Ohio 1988)

Wittenberg 1998 Millikin 13-10
 Wittenberg 1998 Mount Union 19-21
 Wittenberg 1999 Alma 42-19
 Wittenberg 1999 Ohio Northern 24-58
 Wittenberg 2000 Aurora 31-20
 Wittenberg 2000 Hanover 32-21
 Wittenberg 2000 Mount Union 15-32
 Wittenberg 2001 Hardin-Simmons 38-35 (ot)
 Wittenberg 2001 Thomas More 41-0
 Wittenberg 2001 Mount Union 21-49
 Wittenberg 2002 Hanover 34-33
 Wittenberg 2002 Wabash 14-25

Bob Ford (1-1) (Springfield 1959)

Albany (N.Y.) 1977 Hampden-Sydney 51-45
 Albany (N.Y.) 1977 Widener 15-33

Pete Fredenburg (5-4) (Texas St. 1970)

Mary Hardin-Baylor 2001 Trinity (Tex.) 6-30
 Mary Hardin-Baylor 2002 Trinity (Tex.) 38-48
 Mary Hardin-Baylor 2004 Trinity (Tex.) 32-13
 Mary Hardin-Baylor 2004 Hardin-Simmons 42-28
 Mary Hardin-Baylor 2004 Wash. & Jeff. 52-16
 Mary Hardin-Baylor 2004 Mount Union 38-35
 Mary Hardin-Baylor 2004 Linfield 21-28
 Mary Hardin-Baylor 2005 Trinity (Tex.) 35-6
 Mary Hardin-Baylor 2005 Wesley 36-46

Bob Frey (0-2) (Mount Union 1985)

MacMurray 2001 Thomas More 30-34
 MacMurray 2002 Wabash 7-42

Stokeley Fulton (0-1) (Hampden-Sydney 1955)

Hampden-Sydney 1977 Albany (N.Y.) 45-51

Jeff Gabrielson (0-1) (Ripon 1980)

Concordia (Wis.) 2003 Wis.-La Crosse 13-52

John Gagliardi (31-14) (Colorado Col. 1949)

St. John's (Minn.) 1976 Augustana (Ill.) 46-7
 St. John's (Minn.) 1976 Buena Vista 61-0
 St. John's (Minn.) 1976* Towson 31-28
 St. John's (Minn.) 1977 Wabash 9-20
 St. John's (Minn.) 1985 Occidental 10-28
 St. John's (Minn.) 1987 Gust. Adolphus 7-3
 St. John's (Minn.) 1987 Central (Iowa) 3-13
 St. John's (Minn.) 1989 Simpson 42-35
 St. John's (Minn.) 1989 Central (Iowa) 27-24
 St. John's (Minn.) 1989 Dayton 0-28
 St. John's (Minn.) 1991 Coe 75-2
 St. John's (Minn.) 1991 Wis.-La Crosse 29-10
 St. John's (Minn.) 1991 Dayton 7-19
 St. John's (Minn.) 1993 Coe 32-14
 St. John's (Minn.) 1993 Wis.-La Crosse 47-25
 St. John's (Minn.) 1993 Mount Union 8-56
 St. John's (Minn.) 1994 La Verne 51-12
 St. John's (Minn.) 1994 Wartburg 42-14
 St. John's (Minn.) 1994 Albion 16-19
 St. John's (Minn.) 1996 Simpson 21-18
 St. John's (Minn.) 1996 Wis.-La Crosse 30-37
 St. John's (Minn.) 1998 Pacific Lutheran 33-20
 St. John's (Minn.) 1998 Wis.-Eau Claire 7-10
 St. John's (Minn.) 1999 Wis.-Stevens Point 23-10
 St. John's (Minn.) 1999 Central (Iowa) 10-9
 St. John's (Minn.) 1999 Pacific Lutheran 9-19
 St. John's (Minn.) 2000 Wis.-Stout 26-19
 St. John's (Minn.) 2000 Pacific Lutheran 28-21 (ot)
 St. John's (Minn.) 2000 Central (Iowa) 21-18
 St. John's (Minn.) 2000 Hardin-Simmons 38-14
 St. John's (Minn.) 2000 Mount Union 7-10
 St. John's (Minn.) 2001 St. Norbert 27-20
 St. John's (Minn.) 2001 Wis.-Stevens Point 9-7
 St. John's (Minn.) 2001 Pacific Lutheran 31-6
 St. John's (Minn.) 2001 Mount Union 14-35
 St. John's (Minn.) 2002 Redlands 31-24
 St. John's (Minn.) 2002 Coe 45-14
 St. John's (Minn.) 2002 Linfield 21-14
 St. John's (Minn.) 2002 Trinity (Tex.) 34-41
 St. John's (Minn.) 2003 St. Norbert 38-13
 St. John's (Minn.) 2003 Linfield 31-25
 St. John's (Minn.) 2003 Rensselaer 38-10
 St. John's (Minn.) 2003* Mount Union 24-6
 St. John's (Minn.) 2005 Monmouth (Ill.) 62-3
 St. John's (Minn.) 2005 Wis.-Whitewater 7-34

Gerry Gallagher (1-1) (Wm. Paterson 1974)
 Wm. Paterson 1993 Union (N.Y.) 17-7
 Wm. Paterson 1993 Rowan 0-37

Joe Gardi (2-1) (Maryland 1960)
 Hofstra 1990 Cortland St. 35-9
 Hofstra 1990 TCNJ 38-3
 Hofstra 1990 Lycoming 10-20

Rick Giancola (6-7) (Rowan 1968)
 Montclair St. 1985 Western Conn. St. 28-0
 Montclair St. 1985 Ithaca 28-50
 Montclair St. 1986 Hofstra 24-21
 Montclair St. 1986 Ithaca 15-29
 Montclair St. 1989 Hofstra 23-6
 Montclair St. 1989 Union (N.Y.) 6-45
 Montclair St. 1999 Buffalo St. 37-34
 Montclair St. 1999 Western Conn. St. 32-24
 Montclair St. 1999 Rowan 13-42
 Montclair St. 2000 Springfield 29-31
 Montclair St. 2001 Ithaca 23-35
 Montclair St. 2003 Allegheny 20-19
 Montclair St. 2003 Ithaca 13-33

Steve Gilbert (0-1) (West Chester 1979)
 Ursinus 1996 Lycoming 24-31

Frank Girardi (13-11) (West Chester 1961)
 Lycoming 1985 Gettysburg 10-14
 Lycoming 1989 Dickinson 21-0
 Lycoming 1989 Ferrum 24-49
 Lycoming 1990 Carnegie Mellon 17-7
 Lycoming 1990 Wash. & Jeff. 24-0
 Lycoming 1990 Hofstra 20-10
 Lycoming 1990 Allegheny 14-21 (ot)
 Lycoming 1991 Wash. & Jeff. 18-16
 Lycoming 1991 Susquehanna 24-31
 Lycoming 1992 Wash. & Jeff. 0-33
 Lycoming 1995 Widener 31-27
 Lycoming 1995 Wash. & Jeff. 0-48
 Lycoming 1996 Ursinus 31-24
 Lycoming 1996 Albright 31-13

Lycoming 1996 Rowan 14-33
 Lycoming 1997 McDaniel 27-13
 Lycoming 1997 Trinity (Tex.) 46-26
 Lycoming 1997 Rowan 28-20
 Lycoming 1997 Mount Union 12-61
 Lycoming 1998 Catholic 49-14
 Lycoming 1998 Trinity (Tex.) 21-37
 Lycoming 1999 Wash. & Jeff. 7-14
 Lycoming 2003 East Tex. Baptist 13-7 (ot)
 Lycoming 2003 Bridgewater (Va.) 9-13

Larry Glueck (1-1) (Villanova 1963)

Fordham 1987 Hofstra 41-6
 Fordham 1987 Wagner 0-21

Paul Guenther (1-1) (Ursinus 1994)

Ursinus 1999 Bridgewater St. 43-38
 Ursinus 1999 Rowan 0-55

Walt Hameline (4-2) (Brockport St. 1975)

Wagner 1982 St. Lawrence 34-43
 Wagner 1987 Rochester 38-14
 Wagner 1987 Fordham 21-0
 Wagner 1987 Emory & Henry 20-15
 Wagner 1987* Dayton 19-3
 Wagner 1988 Ithaca 31-34 (ot)

Eric Hamilton (3-4) (TCNJ 1975)

TCNJ 1990 Ithaca 24-14
 TCNJ 1990 Hofstra 3-38
 TCNJ 1996 Coast Guard 17-16
 TCNJ 1996 Rowan 3-7
 TCNJ 1997 Cortland St. 34-30
 TCNJ 1997 Rowan 7-13
 TCNJ 1998 Rowan 2-26

Jeff Hand (0-1) (Clarion 1992)

Waynesburg 2003 Bridgewater (Va.) 24-28

Roger Harring (13-5) (Wis.-La Crosse 1958)

Wis.-La Crosse 1983 Occidental 43-42
 Wis.-La Crosse 1983 Augustana (Ill.) 15-21
 Wis.-La Crosse 1991 Simpson 28-13
 Wis.-La Crosse 1991 St. John's (Minn.) 10-29
 Wis.-La Crosse 1992 Redlands 47-26
 Wis.-La Crosse 1992 Central (Iowa) 34-9
 Wis.-La Crosse 1992 Mount Union 29-24
 Wis.-La Crosse 1992* Wash. & Jeff. 16-12
 Wis.-La Crosse 1993 Wartburg 55-26
 Wis.-La Crosse 1993 St. John's (Minn.) 25-47
 Wis.-La Crosse 1995 Concordia-M'head 45-7
 Wis.-La Crosse 1995 Wis.-River Falls 28-14
 Wis.-La Crosse 1995 Mount Union 20-17
 Wis.-La Crosse 1995* Rowan 36-7
 Wis.-La Crosse 1996 Wis.-River Falls 44-0
 Wis.-La Crosse 1996 St. John's (Minn.) 37-30
 Wis.-La Crosse 1996 Mount Union 21-39
 Wis.-La Crosse 1999 Central (Iowa) 17-38

Ralph Harris (1-1) (Sul Ross St.)

East Tex. Baptist 2003 Trinity (Tex.) 42-41 (ot)
 East Tex. Baptist 2003 Lycoming 7-13 (ot)

Jim Hershberger (1-2) (UNI 1957)

Buena Vista 1976 Carroll (Wis.) 20-14 (ot)
 Buena Vista 1976 St. John's (Minn.) 0-61
 Buena Vista 1986 Central (Iowa) 0-37

Fred Hill (1-1) (Upsala 1957)

Montclair St. 1981 Alfred 13-12
 Montclair St. 1981 Widener 12-23

Terry Horan (2-2) (Concordia-M'head 1989)

Concordia-M'head 2004 Wartburg 28-14
 Concordia-M'head 2004 Occidental 40-42
 Concordia-M'head 2005 Coe 27-14
 Concordia-M'head 2005 Linfield 14-28

Rod Huber (0-2) (Cincinnati 1989)

Mt. St. Joseph 2004 Wheaton (Ill.) 7-31
 Mt. St. Joseph 2005 Mount Union 6-49

Rex Huigens (0-1) (La Verne 1970)

La Verne 1994 St. John's (Minn.) 12-51

Steve Johnson (0-3) (Bethel [Minn.] 1980)

Bethel (Minn.) 2000 Pacific Lutheran 13-41
 Bethel (Minn.) 2001 Wis.-Stevens Point 27-37
 Bethel (Minn.) 2003 Wartburg 7-21

James Jones (1-1) (Bishop 1949)

Bishop 1982 Wartburg 32-7
 Bishop 1982 West Ga. 6-27

Frank Joranko (0-1) (Albion 1952)

Albion 1977 Minn.-Morris 10-13

Rich Kacmarynski (3-4) (Central [Iowa] 1992)

Central [Iowa]..... 1998 Wis.-Eau Claire 21-28
 Central [Iowa]..... 1999 Wis.-La Crosse 38-17
 Central [Iowa]..... 1999 St. John's (Minn.) 9-10
 Central [Iowa]..... 2000 St. Norbert 29-14
 Central [Iowa]..... 2000 Linfield 20-17 (ot)
 Central [Iowa]..... 2000 St. John's (Minn.) 18-21
 Central [Iowa]..... 2001 Pacific Lutheran 21-27 (ot)

Tom Kaczowski (3-2) (Illinois 1978)

Ohio Northern..... 1999 Hanover 56-14
 Ohio Northern..... 1999 Wittenberg 58-24
 Ohio Northern..... 1999 Mount Union 31-56
 Ohio Northern..... 2000 Millikin 47-21
 Ohio Northern..... 2000 Mount Union 28-59

Bill Kavanaugh (0-1) (Stonehill 1972)

Mass.-Dartmouth..... 2002 Muhlenberg 6-56

Dennis Kayser (1-2) (Ithaca 1974)

Cortland St. 1988 Hofstra 32-27
 Cortland St. 1988 Ithaca 17-24
 Cortland St. 1989 Union (N.Y.) 14-42

Tim Keating (2-5) (Bethany [W.V.] 1975)

McDaniel..... 1997 Lycoming 13-27
 McDaniel..... 1998 Trinity (Tex.) 20-30
 McDaniel..... 1999 Catholic 20-16
 McDaniel..... 1999 Trinity (Tex.) 16-20
 McDaniel..... 2000 Emory & Henry 38-14
 McDaniel..... 2000 Hardin-Simmons 10-32
 McDaniel..... 2001 Wash. & Jeff. 21-24

K.C. Keeler (21-7) (Delaware 1981)

Rowan..... 1993 Buffalo St. 29-6
 Rowan..... 1993 Wm. Paterson 37-0
 Rowan..... 1993 Wash. & Jeff. 23-16
 Rowan..... 1993 Mount Union 24-34
 Rowan..... 1995 Buffalo St. 46-7
 Rowan..... 1995 Union (N.Y.) 38-7
 Rowan..... 1995 Wash. & Jeff. 28-15
 Rowan..... 1995 Wis.-La Crosse 7-36
 Rowan..... 1996 Buffalo St. 21-20
 Rowan..... 1996 TCNJ 7-3

Rowan..... 1996 Lycoming 33-14
 Rowan..... 1996 Mount Union 24-56
 Rowan..... 1997 Coast Guard 43-0
 Rowan..... 1997 TCNJ 13-7
 Rowan..... 1997 Lycoming 20-28

Rowan..... 1998 TCNJ 26-2
 Rowan..... 1998 Buffalo St. 19-17
 Rowan..... 1998 Wis.-Eau Claire 22-19
 Rowan..... 1998 Mount Union 24-44
 Rowan..... 1999 Rensselaer 29-10

Rowan..... 1999 Ursinus 55-0
 Rowan..... 1999 Montclair St. 42-13
 Rowan..... 1999 Mount Union 24-17 (ot)
 Rowan..... 1999 Pacific Lutheran 13-42
 Rowan..... 2001 Brockport St. 40-17

Rowan..... 2001 Western Conn. St. 43-14
 Rowan..... 2001 Ithaca 48-0
 Rowan..... 2001 Bridgewater (Va.) 24-29

Jimmie Keeling (4-4) (Howard Payne 1958)

Hardin-Simmons..... 1999 Washington-St. Louis 28-21
 Hardin-Simmons..... 1999 Wash. & Jeff. 51-3
 Hardin-Simmons..... 1999 Trinity (Tex.) 33-40
 Hardin-Simmons..... 2000 McDaniel 32-10
 Hardin-Simmons..... 2000 Trinity (Tex.) 33-30
 Hardin-Simmons..... 2000 St. John's (Minn.) 14-38
 Hardin-Simmons..... 2001 Wittenberg 35-38 (ot)
 Hardin-Simmons..... 2004 Mary Hardin-Baylor 28-42

Larry Kehres (46-8) (Mount Union 1971)

Mount Union..... 1986 Dayton 42-36
 Mount Union..... 1986 Augustana (Ill.) 7-16
 Mount Union..... 1990 Allegheny 15-26
 Mount Union..... 1992 Dayton 27-10
 Mount Union..... 1992 Ill. Wesleyan 49-27
 Mount Union..... 1992 Wis.-La Crosse 24-29
 Mount Union..... 1993 Allegheny 40-7
 Mount Union..... 1993 Albion 30-16
 Mount Union..... 1993 St. John's (Minn.) 56-8
 Mount Union..... 1993* Rowan 34-24
 Mount Union..... 1994 Allegheny 28-19
 Mount Union..... 1994 Albion 33-34
 Mount Union..... 1995 Hanover 52-18
 Mount Union..... 1995 Wheaton (Ill.) 40-14
 Mount Union..... 1995 Wis.-La Crosse 17-20
 Mount Union..... 1996 Allegheny 31-26
 Mount Union..... 1996 Ill. Wesleyan 49-14

Mount Union..... 1996 Wis.-La Crosse 39-21
 Mount Union..... 1996* Rowan 56-24
 Mount Union..... 1997 Allegheny 34-30

Mount Union..... 1997 John Carroll 59-7
 Mount Union..... 1997 Simpson 54-7
 Mount Union..... 1997* Lycoming 61-12
 Mount Union..... 1998 Albion 21-19
 Mount Union..... 1998 Wittenberg 21-19

Mount Union..... 1998 Trinity (Tex.) 34-29
 Mount Union..... 1998* Rowan 44-24
 Mount Union..... 1999 Augustana (Ill.) 42-33
 Mount Union..... 1999 Ohio Northern 56-31
 Mount Union..... 1999 Rowan 17-24 (ot)

Mount Union..... 2000 Ohio Northern 59-28
 Mount Union..... 2000 Wittenberg 32-15
 Mount Union..... 2000 Widener 70-30
 Mount Union..... 2000* St. John's (Minn.) 10-7
 Mount Union..... 2001 Augustana (Ill.) 32-7

Mount Union..... 2001 Wittenberg 49-21
 Mount Union..... 2001 St. John's (Minn.) 35-14
 Mount Union..... 2001* Bridgewater (Va.) 30-27
 Mount Union..... 2002 Wheaton (Ill.) 42-21
 Mount Union..... 2002 Washburn 45-16

Mount Union..... 2002 John Carroll 57-19
 Mount Union..... 2002* Trinity (Tex.) 48-7
 Mount Union..... 2003 Wis.-La Crosse 39-14
 Mount Union..... 2003 Wheaton (Ill.) 56-10
 Mount Union..... 2003 Bridgewater (Va.) 66-0

Mount Union..... 2003 St. John's (Minn.) 6-24
 Mount Union..... 2004 Wheaton (Ill.) 27-6
 Mount Union..... 2004 Carthage 38-20
 Mount Union..... 2004 Mary Hardin-Baylor 35-38
 Mount Union..... 2005 Mt. St. Joseph 49-6

Mount Union..... 2005 Augustana (Ill.) 44-7
 Mount Union..... 2005 Capital 34-31
 Mount Union..... 2005 Rowan 19-7
 Mount Union..... 2005* Wis.-Whitewater 35-28

Matt Kelchner (2-4) (Susquehanna 1982)

Chris. Newport..... 2001 Widener 7-56
 Chris. Newport..... 2002 Wash. & Jeff. 10-24
 Chris. Newport..... 2003 Muhlenberg 24-20
 Chris. Newport..... 2003 Bridgewater (Va.) 3-26
 Chris. Newport..... 2004 Salisbury 35-24
 Chris. Newport..... 2004 Wash. & Jeff. 14-24

Mike Kelly (13-8) (Manchester 1970)

Dayton..... 1981 Augustana (Ill.) 19-7
 Dayton..... 1981 Lawrence 38-0
 Dayton..... 1981 Widener 10-17
 Dayton..... 1984 Augustana (Ill.) 13-14
 Dayton..... 1986 Mount Union 36-42

Dayton..... 1987 Capital 52-28
 Dayton..... 1987 Augustana (Ill.) 38-36
 Dayton..... 1987 Central [Iowa] 34-0
 Dayton..... 1987 Wagner 3-19
 Dayton..... 1988 Wittenberg 28-35 (2 ot)

Dayton..... 1989 John Carroll 35-10
 Dayton..... 1989 Millikin 28-16
 Dayton..... 1989 St. John's (Minn.) 28-0
 Dayton..... 1989* Union (N.Y.) 17-7
 Dayton..... 1990 Augustana (Ill.) 24-14

Dayton..... 1990 Allegheny 23-31
 Dayton..... 1991 Baldwin-Wallace 27-10
 Dayton..... 1991 Allegheny 28-25 (ot)
 Dayton..... 1991 St. John's (Minn.) 19-7
 Dayton..... 1991 Ithaca 20-34
 Dayton..... 1992 Mount Union 10-27

Larry Kindbom (0-1) (Kalamazoo 1974)

Washington-St. Louis..... 1999 Hardin-Simmons 21-28

Joe King (3-3) (Siena 1970)

Rensselaer..... 1999 Rowan 10-29
 Rensselaer..... 2001 Ithaca 10-27
 Rensselaer..... 2003 Curry 34-20
 Rensselaer..... 2003 Springfield 40-34
 Rensselaer..... 2003 Ithaca 21-16

Rensselaer..... 2003 St. John's (Minn.) 10-38

Chuck Klausing (2-4) (Slippery Rock 1948)

Carnegie Mellon..... 1978 Dayton 24-21
 Carnegie Mellon..... 1978 Baldwin-Wallace 6-31
 Carnegie Mellon..... 1979 Minn.-Morris 31-25
 Carnegie Mellon..... 1979 Ithaca 6-15
 Carnegie Mellon..... 1983 Salisbury 14-16
 Carnegie Mellon..... 1985 Salisbury 22-35

Dean Kreps (0-2) (Monmouth [Ill.] 1983)

Hope..... 2000 Hanover 3-20
 Hope..... 2003 Wheaton (Ill.) 45-55

Mickey Kwiatkowski (0-5) (Delaware 1970)

Hofstra..... 1983 Union (N.Y.) 19-51
 Hofstra..... 1986 Montclair St. 21-24
 Hofstra..... 1987 Fordham 6-41
 Hofstra..... 1988 Cortland St. 27-32
 Hofstra..... 1989 Montclair St. 6-23

Ron Labadie (0-2) (Adrian 1971)

Adrian..... 1983 Augustana (Ill.) 21-22
 Adrian..... 1988 Augustana (Ill.) 7-25

Rich Lackner (0-1) (Carnegie Mellon 1979)

Carnegie Mellon..... 1990 Lycoming 7-17

Don LaViolette (0-1) (St. Norbert 1954)

St. Norbert..... 1989 Central [Iowa] 7-55

Jack Leipheimer (1-1) (Thiel 1974)

Thiel..... 2005 Johns Hopkins 28-3
 Thiel..... 2005 Bridgewater (Va.) 13-24

D.J. LeRoy (0-3) (Wis.-Eau Claire 1979)

Wis.-Stevens Point..... 1986 Concordia-M'head 15-24
 Coe..... 1991 St. John's (Minn.) 2-75
 Coe..... 1993 St. John's (Minn.) 14-32

Jay Locey (9-4) (Oregon St. 1976)

Linfield..... 2000 Central [Iowa] 17-20 (ot)
 Linfield..... 2002 Wartburg 52-15
 Linfield..... 2002 St. John's (Minn.) 14-21
 Linfield..... 2003 Redlands 31-23
 Linfield..... 2003 Wartburg 23-20
 Linfield..... 2003 St. John's (Minn.) 25-31
 Linfield..... 2004 Wis.-La Crosse 52-14
 Linfield..... 2004 Occidental 56-27
 Linfield..... 2004 Rowan 52-0
 Linfield..... 2004* Mary Hardin-Baylor 28-21
 Linfield..... 2005 Occidental 63-21
 Linfield..... 2005 Concordia-M'head 28-14
 Linfield..... 2005 Wis.-Whitewater 41-44

Leon Lomax (0-1) (Fort Valley St. 1943)

Fort Valley St. 1975 Ithaca 12-41

John Luckhardt (13-11) (Purdue 1967)

Wash. & Jeff. 1984 Randolph-Macon 22-21
 Wash. & Jeff. 1984 Central [Iowa] 0-20
 Wash. & Jeff. 1986 Susquehanna 20-28
 Wash. & Jeff. 1987 Allegheny 23-17 (ot)
 Wash. & Jeff. 1987 Emory & Henry 16-23

Wash. & Jeff. 1989 Ferrum 7-41
 Wash. & Jeff. 1990 Ferrum 10-7
 Wash. & Jeff. 1990 Lycoming 0-24
 Wash. & Jeff. 1991 Lycoming 16-18
 Wash. & Jeff. 1992 Lycoming 33-0

Wash. & Jeff. 1992 Emory & Henry 51-15
 Wash. & Jeff. 1992 Rowan 18-13
 Wash. & Jeff. 1992 Wis.-La Crosse 12-16
 Wash. & Jeff. 1993 Moravian 27-7
 Wash. & Jeff. 1993 Frostburg St. 28-7

Wash. & Jeff. 1993 Rowan 16-23

Wash. & Jeff. 1994 Trinity (Tex.) 28-0

Wash. & Jeff. 1994 Widener 37-21

Wash. & Jeff. 1994 Ithaca 23-19

Wash. & Jeff. 1994 Albion 15-38

Wash. & Jeff. 1995 Emory & Henry 35-16

Wash. & Jeff. 1995 Lycoming 48-0

Wash. & Jeff. 1995 Rowan 15-28

Wash. & Jeff. 1996 Albright 17-31

Dan MacNeil (0-2) (Cortland St. 1979)

Cortland St. 1997 TCNJ 30-34

Cortland St. 2005 Hobart 22-23

Ron Maier (1-1) (Bentley 1986)

Albright..... 1996 Wash. & Jeff. 31-17

Albright..... 1996 Lycoming 13-31

G.A. Mangus (4-2) (Florida 1992)

Delaware Valley..... 2004 Shenandoah 21-17

Delaware Valley..... 2004 St. John Fisher 26-20

Delaware Valley..... 2004 Rowan 7-56

Delaware Valley..... 2005 Curry 37-22

Delaware Valley..... 2005 Hobart 21-14

Delaware Valley..... 2005 Rowan 21-27

Mike Manley (0-1) (Anderson [Ind.] 1973)

Anderson [Ind.]..... 1993 Albion 21-41

Bill Manlove (9-5) (Temple 1958)

Widener..... 1975 Albright 14-6

Widener..... 1975 Ithaca 14-23

Widener..... 1977 Central [Iowa] 19-0

COACHING RECORDS

Widener 1977 Albany (N.Y.) 33-15
 Widener 1977* Wabash 39-36

Widener 1979 Baldwin-Wallace 29-8
 Widener 1979 Wittenberg 14-17
 Widener 1980 Bethany (W.V.) 43-12
 Widener 1980 Dayton 24-28
 Widener 1981 West Ga. 10-3

Widener 1981 Montclair St. 23-12
 Widener 1981* Dayton 17-10
 Widener 1982 West Ga. 24-31 (3 ot)
 Widener 1988 Moravian 7-17

Rich Mannello (1-1) (Springfield 1983)
 King's (Pa.) 2002 Salisbury 28-0
 King's (Pa.) 2002 Bridgewater (Va.) 17-19

Jim Margraff (0-1) (Johns Hopkins 1982)
 Johns Hopkins 2005 Thiel 3-28

Steve Marino (0-1) (Westfield St. 1971)
 Westfield St. 2001 Western Conn. St. 7-8

Jeff Martin (0-1) (Central Iowa) 1990)
 Central Iowa 2005 Wis.-Whitewater 14-34

Mark Matlak (0-1) (Allegheny 1978)
 Allegheny 2003 Montclair St. 19-20

Dave Maurer (9-2) (Denison 1954)
 Wittenberg 1973 San Diego 21-14
 Wittenberg 1973* Juniata 41-0
 Wittenberg 1975 Indianapolis 17-13
 Wittenberg 1975 Millsaps 55-22
 Wittenberg 1975* Ithaca 28-0

Wittenberg 1978 Ithaca 6-3
 Wittenberg 1978 Minn.-Morris 35-14
 Wittenberg 1978 Baldwin-Wallace 10-24
 Wittenberg 1979 Millersville 21-14
 Wittenberg 1979 Widener 17-14

Wittenberg 1979 Ithaca 10-14

Mike Maynard (0-4) (Ill. Wesleyan 1980)
 Redlands 1990 Central Iowa 14-24
 Redlands 1992 Wis.-La Crosse 26-47
 Redlands 2002 St. John's (Minn.) 24-31
 Redlands 2003 Linfield 23-31

Peter Mazzaferro (0-2) (Centre 1954)
 Bridgewater St. 1999 Ursinus 38-43
 Bridgewater St. 2000 Hobart 0-25

Mike McGlinchey (6-4) (Delaware 1967)
 Salisbury 1983 Carnegie Mellon 16-14
 Salisbury 1983 Union (N.Y.) 21-23
 Salisbury 1985 Carnegie Mellon 35-22
 Salisbury 1985 Gettysburg 6-22
 Salisbury 1986 Emory & Henry 34-20

Salisbury 1986 Susquehanna 31-17
 Salisbury 1986 Ithaca 44-40
 Salisbury 1986 Augustana (Ill.) 3-31
 Frostburg St. 1993 Wilkes 26-25
 Frostburg St. 1993 Wash. & Jeff. 7-28

Ed Meierkort (0-1) (Dakota Wesleyan 1981)
 Wis.-Stout 2000 St. John's (Minn.) 19-26

John Miech (1-2) (Wis.-Stevens Point 1975)
 Wis.-Stevens Point... 1999 St. John's (Minn.) 17-38
 Wis.-Stevens Point... 2001 Bethel (Minn.) 37-27
 Wis.-Stevens Point... 2001 St. John's (Minn.) 7-9

Steve Miller (0-1) (Cornell College 1965)
 Carroll (Wis.) 1976 Buena Vista 14-20 (ot)

Chuck Mills (0-1) (Illinois St. 1950)
 Coast Guard 1997 Rowan 0-43

Steve Mohr (12-10) (Denison 1976)
 Trinity (Tex.) 1994 Wash. & Jeff. 0-28
 Trinity (Tex.) 1997 Catholic 44-33
 Trinity (Tex.) 1997 Lycoming 26-46
 Trinity (Tex.) 1998 McDaniel 30-20
 Trinity (Tex.) 1998 Lycoming 37-21

Trinity (Tex.) 1998 Mount Union 29-34
 Trinity (Tex.) 1999 McDaniel 20-16
 Trinity (Tex.) 1999 Hardin-Simmons 40-33
 Trinity (Tex.) 1999 Pacific Lutheran 28-49
 Trinity (Tex.) 2000 Wesley 21-3

Trinity (Tex.) 2000 Bridgewater (Va.) 47-41 (ot)
 Trinity (Tex.) 2000 Hardin-Simmons 30-33
 Trinity (Tex.) 2001 Mary Hardin-Baylor 30-6
 Trinity (Tex.) 2001 Bridgewater (Va.) 37-41
 Trinity (Tex.) 2002 Mary Hardin-Baylor 48-38

Trinity (Tex.) 2002 Wash. & Jeff. 45-10
 Trinity (Tex.) 2002 Bridgewater (Va.) 38-32
 Trinity (Tex.) 2002 St. John's (Minn.) 41-34

Trinity (Tex.) 2002 Mount Union 7-48
 Trinity (Tex.) 2003 East Tex. Baptist 41-42 (ot)

Trinity (Tex.) 2004 Mary Hardin-Baylor 13-32
 Trinity (Tex.) 2005 Mary Hardin-Baylor 6-35

Al Molde (2-3) (Gust. Adolphus 1966)
 Minn.-Morris 1977 Albion 13-10
 Minn.-Morris 1977 Wabash 21-37
 Minn.-Morris 1978 St. Olaf 23-10
 Minn.-Morris 1978 Wittenberg 14-35
 Minn.-Morris 1979 Carnegie Mellon 25-31

Ron Murphy (1-1) (Wittenberg 1960)
 Wittenberg 1988 Dayton 35-28 (2 ot)
 Wittenberg 1988 Augustana (Ill.) 14-28

Dave Murray (0-1) (Springfield 1981)
 Corland St. 1990 Hofstra 9-35

Walt Nadzak (1-1) (Denison 1957)
 Juniata 1973 Bridgeport 35-14
 Juniata 1973 Wittenberg 0-41

Frank Navarro (2-1) (Maryland 1953)
 Wabash 1977 St. John's (Minn.) 20-9
 Wabash 1977 Minn.-Morris 37-21
 Wabash 1977 Widener 36-39

Doug Neibuhr (0-3) (Millikin 1975)
 Wittenberg 1995 Wheaton (Ill.) 41-63
 Millikin 1998 Wittenberg 10-13
 Millikin 2000 Ohio Northern 21-47

Steve Nelson (0-3) (North Dakota St. 1974)
 Curry 2003 Rensselaer 20-34
 Curry 2004 Hobart 16-35
 Curry 2005 Delaware Valley 22-37

Ben Newcomb (0-1) (Augustana [S.D.] 1957)
 Augustana (Ill.) 1976 St. John's (Minn.) 7-46

Bob Nielson (3-3) (Warburg 1981)
 Warburg 1993 Wis.-La Crosse 26-55
 Warburg 1994 Central Iowa 22-21
 Warburg 1994 St. John's (Minn.) 14-42
 Wis.-Eau Claire 1998 Central Iowa 28-21
 Wis.-Eau Claire 1998 St. John's (Minn.) 10-7
 Wis.-Eau Claire 1998 Rowan 19-22

Jay Niemann (0-1) (Iowa St. 1983)
 Simpson 2003 St. Norbert 20-26 (ot)

Hank Norton (4-4) (Lynchburg 1951)
 Ferrum 1987 Emory & Henry 7-49
 Ferrum 1988 Rhodes 35-10
 Ferrum 1988 Moravian 49-28
 Ferrum 1988 Ithaca 28-62
 Ferrum 1989 Wash. & Jeff. 41-7

Ferrum 1989 Lycoming 49-24
 Ferrum 1989 Union (N.Y.) 21-37
 Ferrum 1990 Wash. & Jeff. 7-10

John O'Grady (1-2) (Wis.-River Falls 1979)
 Wis.-River Falls 1995 Central Iowa 10-7
 Wis.-River Falls 1995 Wis.-La Crosse 14-28
 Wis.-River Falls 1996 Wis.-La Crosse 0-44

Ken O'Keefe (5-5) (John Carroll 1975)
 Allegheny 1990 Mount Union 26-15
 Allegheny 1990 Dayton 31-23
 Allegheny 1990 Central Iowa 24-7
 Allegheny 1990* Lycoming 21-14 (ot)
 Allegheny 1991 Albion 24-21 (ot)

Allegheny 1991 Dayton 25-28 (ot)
 Allegheny 1993 Mount Union 7-40
 Allegheny 1994 Mount Union 19-28
 Allegheny 1996 Mount Union 26-31
 Allegheny 1997 Mount Union 30-34

Jack Osberg (1-1) (Augsburg 1962)
 Augsburg 1997 Concordia-M'head 34-22
 Augsburg 1997 Simpson 21-61

Bob Packard (0-2) (Baldwin-Wallace 1965)
 Baldwin-Wallace 1982 Augustana (Ill.) 22-28
 Baldwin-Wallace 1991 Dayton 10-27

Paul Pasqualoni (0-1) (Penn St. 1972)
 Western Conn. St. ... 1985 Montclair St. 0-28

Bobby Pate (3-1) (Georgia 1963)
 West Ga. 1981 Widener 3-10
 West Ga. 1982 Widener 31-24 (3 ot)
 West Ga. 1982 Bishop 27-6
 West Ga. 1982* Augustana (Ill.) 14-0

Dean Paul (1-1) (Mount Union 1990)
 Thomas More 2001 MacMurray 34-30
 Thomas More 2001 Wittenberg 0-41

C. Wayne Perry (1-6) (DePauw 1972)
 Hanover 1995 Mount Union 18-52
 Hanover 1997 John Carroll 20-30
 Hanover 1999 Ohio Northern 14-56
 Hanover 2000 Hope 20-3
 Hanover 2000 Wittenberg 21-32

Hanover 2002 Wittenberg 33-34
 Hanover 2003 Baldwin-Wallace 32-54

Keith Piper (0-1) (Baldwin-Wallace 1948)
 Denison 1985 Mount Union 3-35

Carl Poelker (1-1) (Millikin 1968)
 Millikin 1989 Augustana (Ill.) 21-12
 Millikin 1989 Dayton 16-28

Tom Porter (0-1) (St. Olaf 1951)
 St. Olaf 1978 Minn.-Morris 10-23

John Potsklan (0-2) (Penn St. 1949)
 Albright 1975 Widener 6-14
 Albright 1976 St. Lawrence 7-26

Charlie Pravata (0-1) (Adelphi 1972)
 Merchant Marine 1994 Plymouth St. 18-19

Greg Psodna (0-1) (Adrian 1986)
 Defiance 2001 Augustana (Ill.) 14-54

Jim Purtil (1-5) (Miami [Ohio] 1978)
 St. Norbert 1999 Augustana (Ill.) 32-39
 St. Norbert 2000 Central Iowa 14-29
 St. Norbert 2001 St. John's (Minn.) 20-27
 St. Norbert 2003 Simpson 26-20 (ot)
 St. Norbert 2003 St. John's (Minn.) 13-38

St. Norbert 2004 Wis.-La Crosse 23-37

Steve Raarup (0-1) (Gust. Adolphus 1953)
 Gust. Adolphus 1987 St. John's (Minn.) 3-7

Erik Raeburn (1-2) (Mount Union 1994)
 Coe 2002 Wis.-La Crosse 21-18
 Coe 2002 St. John's (Minn.) 14-45
 Coe 2005 Concordia-M'head 14-27

Bob Reade (19-7) (Cornell College 1954)
 Augustana (Ill.) 1981 Dayton 7-19
 Augustana (Ill.) 1982 Baldwin-Wallace 28-22
 Augustana (Ill.) 1982 St. Lawrence 14-0
 Augustana (Ill.) 1982 West Ga. 0-14
 Augustana (Ill.) 1983 Adrian 22-21

Augustana (Ill.) 1983 Wis.-La Crosse 21-15
 Augustana (Ill.) 1983* Union (N.Y.) 21-17
 Augustana (Ill.) 1984 Dayton 14-13
 Augustana (Ill.) 1984 Union (N.Y.) 23-6
 Augustana (Ill.) 1984* Central Iowa 21-12

Augustana (Ill.) 1985 Albion 26-10
 Augustana (Ill.) 1985 Mount Union 21-14
 Augustana (Ill.) 1985 Central Iowa 14-7
 Augustana (Ill.) 1985* Ithaca 20-7
 Augustana (Ill.) 1986 Hope 34-10

Augustana (Ill.) 1986 Mount Union 16-7
 Augustana (Ill.) 1986 Concordia-M'head 41-7
 Augustana (Ill.) 1986* Salisbury 31-3
 Augustana (Ill.) 1987 Hiram 53-0
 Augustana (Ill.) 1987 Dayton 36-38

Augustana (Ill.) 1988 Adrian 25-7
 Augustana (Ill.) 1988 Wittenberg 28-14
 Augustana (Ill.) 1988 Central Iowa 17-23 (2 ot)
 Augustana (Ill.) 1989 Millikin 12-21
 Augustana (Ill.) 1990 Dayton 14-24

Augustana (Ill.) 1994 Albion 21-28

Rocky Rees (1-1) (West Chester 1971)
 Susquehanna 1986 Wash. & Jeff. 28-20
 Susquehanna 1986 Salisbury 17-31

Ron Roberts (1-1) (Wisconsin 1954)
 Lawrence 1981 Minn.-Morris 21-14 (ot)
 Lawrence 1981 Dayton 0-38

Tim Rucks (2-1) (Carthage 1983)
 Carthage 2004 Alma 31-28
 Carthage 2004 Wooster 14-7
 Carthage 2004 Mount Union 20-38

Craig Rundle (0-2) (Albion 1974)
 Albion 1998 Mount Union 19-21
 Albion 2005 Wabash 20-38

Bill Russo (0-1)
 Wagner 1980 Ithaca 13-41

Rocco Salomone (2-4) (Brockport St. 1988)
 Brockport St. 2000 Springfield 6-13
 Brockport St. 2001 Rowan 17-40
 Brockport St. 2002 Springfield 16-0

Brockport St. 2002 Rowan 15-12
 Brockport St. 2002 John Carroll 10-16 (ot)
 Brockport St. 2003 Ithaca 9-14

Sam Sanders (0-1) (Buffalo 1960)
 Alfred 1981 Montclair St. 12-13

Regis Scafe (3-1) (Case Reserve 1971)
 John Carroll 2002 Hobart 27-7
 John Carroll 2002 Muhlenberg 21-10
 John Carroll 2002 Brockport St. 16-10 (ot)
 John Carroll 2002 Mount Union 19-57

Dennis Scannell (0-1) (Villanova 1974)
 Mass.-Lowell 1991 Union (N.Y.) 16-55

Ron Schipper (16-11) (Hope 1952)
 Central (Iowa) 1974 Evansville 17-16
 Central (Iowa) 1974* Ithaca 10-8
 Central (Iowa) 1977 Widener 0-19
 Central (Iowa) 1984 Occidental 23-22
 Central (Iowa) 1984 Wash. & Jeff. 20-0
 Central (Iowa) 1984 Augustana (Ill.) 12-21
 Central (Iowa) 1985 Coe 27-7
 Central (Iowa) 1985 Occidental 71-0
 Central (Iowa) 1985 Augustana (Ill.) 7-14
 Central (Iowa) 1986 Buena Vista 37-0

Central (Iowa) 1986 Concordia-M'head 14-17
 Central (Iowa) 1987 Menlo 17-0
 Central (Iowa) 1987 St. John's (Minn.) 13-3
 Central (Iowa) 1987 Dayton 0-34
 Central (Iowa) 1988 Concordia-M'head 7-0
 Central (Iowa) 1988 Wis.-Whitewater 16-13
 Central (Iowa) 1988 Augustana (Ill.) 23-17 (2 ot)
 Central (Iowa) 1988 Ithaca 24-39
 Central (Iowa) 1989 St. Norbert 55-7
 Central (Iowa) 1989 St. John's (Minn.) 24-27
 Central (Iowa) 1990 Reelands 24-14
 Central (Iowa) 1990 St. Thomas (Minn.) 33-32
 Central (Iowa) 1990 Allegheny 7-24
 Central (Iowa) 1992 Carleton 20-8
 Central (Iowa) 1992 Wis.-La Crosse 9-34
 Central (Iowa) 1994 Wartburg 21-22
 Central (Iowa) 1995 Wis.-River Falls 7-10

Pete Schmidt (5-4) (Alma 1970)
 Albion 1985 Augustana (Ill.) 10-26
 Albion 1991 Allegheny 21-24 (ot)
 Albion 1993 Anderson (Ind.) 41-21
 Albion 1993 Mount Union 16-30
 Albion 1994 Augustana (Ill.) 28-21
 Albion 1994 Mount Union 34-33
 Albion 1994 St. John's (Minn.) 19-16
 Albion 1994* Wash. & Jeff. 38-15
 Albion 1996 Ill. Wesleyan 20-23

Bill Schmitz (0-1) (Coast Guard 1976)
 Coast Guard 1996 TCNJ 16-17

Mike Schmitz (1-1) (Bowling Green 1974)
 Wooster 2004 Aurora 41-34
 Wooster 2004 Carthage 7-14

Tom Schmulbach (1-1) (Western Ill. 1969)
 Augustana (Ill.) 1999 St. Norbert 39-32
 Augustana (Ill.) 1999 Mount Union 33-42

Jim Scott (0-3) (Luther 1961)
 Aurora 1992 Ill. Wesleyan 12-21
 Aurora 2000 Wittenberg 20-31
 Aurora 2004 Wooster 34-41

Frank Sheptock (0-1) (Bloomsburg 1986)
 Wilkes 2005 Rowan 3-42

Jack Siedlecki (0-1) (Union [N.Y.] 1973)
 WPI 1992 Rowan 14-41

Mike Sirianni (2-2) (Mount Union 1994)
 Wash. & Jeff. 2004 Bridgewater (Va.) 55-48 (2 ot)
 Wash. & Jeff. 2004 Chris. Newport 24-12
 Wash. & Jeff. 2004 Mary Hardin-Baylor 16-52
 Wash. & Jeff. 2005 Bridgewater (Va.) 21-30

Dick Smith (1-2) (Coe 1968)
 Minn.-Morris 1980 Dubuque 41-35
 Minn.-Morris 1980 Ithaca 0-36
 Minn.-Morris 1981 Lawrence 14-21 (ot)

Ray Smith (0-1) (UCLA 1961)
 Hope 1986 Augustana (Ill.) 10-34

John Snell (1-1) (Baldwin-Wallace 1987)
 Baldwin-Wallace 2003 Hanover 54-32
 Baldwin-Wallace 2003 Wheaton (Ill.) 12-16

Ray Solari (0-1) (California 1951)
 Menlo 1987 Central (Iowa) 0-17

Mark Speckman (0-2) (Azusa Pacific 1977)
 Willamette 1999 Pacific Lutheran 24-28
 Willamette 2004 Occidental 14-28

Ted Stratford (1-2) (St. Lawrence 1957)
 St. Lawrence 1976 Albright 26-7
 St. Lawrence 1976 Towson 36-38
 St. Lawrence 1978 Baldwin-Wallace 7-71

Barry Streeter (2-1) (Lebanon Valley 1971)
 Gettysburg 1985 Lycoming 14-10
 Gettysburg 1985 Salisbury 22-6
 Gettysburg 1985 Ithaca 0-34

Bob Sullivan (0-1) (St. John's [Minn.] 1959)
 Carleton 1992 Central (Iowa) 8-20

Bob Surace (1-1) (Princeton 1990)
 Western Conn. St. 2001 Wesfield St. 8-7
 Western Conn. St. 2001 Rowan 14-43

Ed Sweeney (0-2) (C.W. Post 1971)
 Dickinson 1989 Lycoming 0-21
 Dickinson 1991 Susquehanna 20-21

Mike Swider (4-3) (Wheaton [Ill.] 1987)
 Wheaton (Ill.) 2002 Alma 42-14
 Wheaton (Ill.) 2002 Mount Union 21-42
 Wheaton (Ill.) 2003 Hope 55-45
 Wheaton (Ill.) 2003 Baldwin-Wallace 16-12
 Wheaton (Ill.) 2003 Mount Union 10-56
 Wheaton (Ill.) 2004 Mt. St. Joseph 31-7
 Wheaton (Ill.) 2004 Mount Union 6-27

Andy Talley (1-1) (Southern Conn. St. 1967)
 St. Lawrence 1982 Wagner 43-34
 St. Lawrence 1982 Augustana (Ill.) 0-14

Ray Tellier (0-1) (Connecticut 1973)
 Rochester 1987 Wagner 14-38

Larry Terry (2-3) (Wis.-La Crosse 1977)
 Wis.-La Crosse 2002 Coe 18-21
 Wis.-La Crosse 2003 Concordia (Wis.) 52-13
 Wis.-La Crosse 2003 Mount Union 14-39
 Wis.-La Crosse 2004 St. Norbert 37-23
 Wis.-La Crosse 2004 Linfield 14-52

John Thorne (0-1) (Ill. Wesleyan 1969)
 North Central (Ill.) 2005 Capital 19-21

Bob Thurness (0-1) (Coe 1962)
 Coe 1985 Central (Iowa) 7-27

Lee Tressel (3-2) (Baldwin-Wallace 1948)
 Baldwin-Wallace 1978 St. Lawrence 71-7
 Baldwin-Wallace 1978 Carnegie Mellon 31-6
 Baldwin-Wallace 1978* Wittenberg 24-10
 Baldwin-Wallace 1979 Widener 8-29
 Baldwin-Wallace 1980 Dayton 0-34

John Tully (0-1) (Azusa Pacific 1985)
 Whitworth 2001 Pacific Lutheran 26-27 (ot)

Peter Vaas (0-1) (Holy Cross 1974)
 Allegheny 1987 Wash. & Jeff. 17-23 (ot)

Andy Vinci (0-1) (Cal St. L.A. 1963)
 San Diego 1973 Wittenberg 14-21

Paul Vosburgh (1-1) (William Penn 1975)
 St. John Fisher 2004 Muhlenberg 31-3
 St. John Fisher 2004 Delaware Valley 20-26

Ken Wable (1-1) (Muskingum 1952)
 Mount Union 1985 Denison 35-3
 Mount Union 1985 Augustana (Ill.) 14-21

Lou Wacker (3-5) (Richmond 1956)
 Emory & Henry 1986 Salisbury 20-34
 Emory & Henry 1987 Ferrum 49-7
 Emory & Henry 1987 Wash. & Jeff. 23-16
 Emory & Henry 1987 Wagner 15-20
 Emory & Henry 1992 Thomas More 17-0

Emory & Henry 1992 Wash. & Jeff. 15-51
 Emory & Henry 1995 Wash. & Jeff. 16-35
 Emory & Henry 2000 McDaniel 14-38

Vic Wallace (1-1) (Cornell College 1965)
 St. Thomas (Minn.) .. 1990 Wis.-Whitewater 24-23
 St. Thomas (Minn.) .. 1990 Central (Iowa) 32-33

Mike Welch (6-4) (Ithaca 1973)
 Ithaca 1994 Buffalo St. 10-7 (2 ot)
 Ithaca 1994 Plymouth St. 22-7
 Ithaca 1994 Wash. & Jeff. 19-23
 Ithaca 2001 Montclair St. 35-23
 Ithaca 2001 Rensselaer 27-10

Ithaca 2001 Rowan 0-48
 Ithaca 2003 Brockport St. 14-9
 Ithaca 2003 Montclair St. 33-13
 Ithaca 2003 Rensselaer 16-21
 Ithaca 2005 Union (N.Y.) 41-55

Roger Welsh (0-1) (Muskingum 1964)
 Capital 1987 Dayton 28-52

Frosty Westering (8-3) (Neb.-Omaha 1952)
 Pacific Lutheran 1998 St. John's (Minn.) 20-33
 Pacific Lutheran 1999 Willamette 28-24
 Pacific Lutheran 1999 Wartburg 49-14
 Pacific Lutheran 1999 St. John's (Minn.) 19-9
 Pacific Lutheran 1999 Trinity (Tex.) 49-28

Pacific Lutheran 1999* Rowan 42-13
 Pacific Lutheran 2000 Bethel (Minn.) 41-13
 Pacific Lutheran 2000 St. John's (Minn.) 21-28 (ot)
 Pacific Lutheran 2001 Whitworth 27-26 (ot)
 Pacific Lutheran 2001 Central (Iowa) 27-21 (ot)
 Pacific Lutheran 2001 St. John's (Minn.) 6-31

Dale Widolff (3-5) (Indianapolis 1975)
 Occidental 1983 Wis.-La Crosse 42-43
 Occidental 1984 Central (Iowa) 22-23
 Occidental 1985 St. John's (Minn.) 28-10
 Occidental 1985 Central (Iowa) 0-71
 Occidental 2004 Willamette 28-14

Occidental 2004 Concordia-M'head 42-40
 Occidental 2004 Linfield 27-56
 Occidental 2005 Linfield 21-63

Jim Williams (2-5) (UNI 1960)
 Simpson 1988 Wis.-Whitewater 27-29
 Simpson 1989 St. John's (Minn.) 35-42
 Simpson 1991 Wis.-La Crosse 13-28
 Simpson 1996 St. John's (Minn.) 18-21
 Simpson 1997 Wis.-Whitewater 34-31

Simpson 1997 Augsburg 61-21
 Simpson 1997 Mount Union 7-54

Rick Willis (2-4) (Cornell 1988)
 Wartburg 1999 Pacific Lutheran 14-49
 Wartburg 2002 Lake Forest 45-0
 Wartburg 2002 Linfield 15-52
 Wartburg 2003 Bethel (Minn.) 21-7
 Wartburg 2003 Linfield 20-23

Wartburg 2004 Concordia-M'head 14-28

Sherman Wood (0-2) (Salisbury 1984)
 Salisbury 2002 King's (Pa.) 0-28
 Salisbury 2004 Chris. Newport 24-35

Jim Zebrowski (0-1) (Mount Union 1991)
 Lakeland 2005 Augustana (Ill.) 22-49

Bill Zwaan (5-2) (Delaware 1979)
 Widener 2000 Union (N.Y.) 33-26
 Widener 2000 Hobart 40-14
 Widener 2000 Springfield 61-27
 Widener 2000 Mount Union 30-70
 Widener 2001 Chris. Newport 56-7
 Widener 2001 Wash. & Jeff. 46-30
 Widener 2001 Bridgewater (Va.) 32-57

*National championship.

Coaching Honors

Small College Coach-of-the-Year Awards

(Selected by the American Football Coaches Association/GTE)

COLLEGE DIVISION

1960	Warren Woodson, New Mexico St.
1961	Jake Gaither, Florida A&M
1962	Bill Edwards, Wittenberg
1963	Bill Edwards, Wittenberg
1964	Clarence Stasavich, East Caro.
1965	Jack Curtice, UC Santa Barb.
1966	Dan Jessee, Trinity (Conn.)
1967	Scrappy Moore, Chattanooga
1968	Jim Root, New Hampshire
1969	Larry Naviaux, Boston U.
1970	Bennie Ellender, Arkansas St.
1971	Tubby Raymond, Delaware
1972	Tubby Raymond, Delaware
1973	Dave Maurer, Wittenberg
1974	Roy Kramer, Central Mich.
1975	Dave Maurer, Wittenberg
1976	Jim Dennison, Akron
1977	Bill Manlove, Widener
1978	Lee Tressel, Baldwin-Wallace
1979	Bill Narduzzi, Youngstown St.

1980	Rick Carter, Dayton
1981	Vito Ragazzo, Shippensburg
1982	Jim Wacker, Texas St.

DIVISION II

1983	Don Morton, North Dakota St.
1984	Chan Gailey, Troy
1985	George Landis, Bloomsburg
1986	Earle Solomonson, North Dakota St.
1987	Rick Rhoades, Troy
1988	Rocky Hager, North Dakota St.
1989	John Williams, Mississippi Col.
1990	Rocky Hager, North Dakota St.
1991	Frank Cignetti, Indiana (Pa.)
1992	Bill Burgess, Jacksonville St.
1993	Bobby Wallace, North Ala.
1994	Bobby Wallace, North Ala.
1995	Bobby Wallace, North Ala.
1996	Joe Glenn, Northern Colo.
1997	Joe Glenn, Northern Colo.
1998	Mel Tjeerdsma, Northwest Mo. St.
1999	Mel Tjeerdsma, Northwest Mo. St.
2000	Danny Hale, Bloomsburg
2001	Dale Lennon, North Dakota
2002	Brian Kelly, Grand Valley St.
2003	Brian Kelly, Grand Valley St.
2004	Chris Hatcher, Valdosta St.
2005	Chuck Martin, Grand Valley St.

DIVISION III

1983	Bob Reade, Augustana (Ill.)
1984	Bob Reade, Augustana (Ill.)
1985	Bob Reade, Augustana (Ill.)
1986	Bob Reade, Augustana (Ill.)
1987	Walt Hameline, Wagner
1988	Jim Butterfield, Ithaca
1989	Mike Kelly, Dayton
1990	Ken O'Keefe, Allegheny
1991	Mike Kelly, Dayton
1992	John Luckhardt, Wash. & Jeff.
1993	Larry Kehres, Mount Union
1994	Pete Schmidt, Albion
1995	Roger Harring, Wis.-La Crosse
1996	Larry Kehres, Mount Union
1997	Larry Kehres, Mount Union
1998	Larry Kehres, Mount Union
1999	Frosty Westering, Pacific Lutheran
2000	Larry Kehres, Mount Union
2001	Larry Kehres, Mount Union
2002	Larry Kehres, Mount Union
2003	John Gagliardi, St. John's (Minn.)
2004	Jay Locey, Linfield
2005	Bob Berezowitz, Wis.-Whitewater

OTHER 2005 COACHING AWARDS

AFCA ASSISTANT COACH OF THE YEAR (Division II) – Cary Fowler, Midwestern St., Defensive Coordinator/Linebackers Coach (Presented by the American Football Coaches Association)

AFCA ASSISTANT COACH OF THE YEAR (Division III) – Dan Garrett, Kean, Assistant Head Coach/Defensive Coordinator/Recruiting Coordinator (Presented by the American Football Coaches Association)

FRANK LEAHY COACH OF THE YEAR (Division II) – Tom Spangler, Presbyterian (Presented by the All-American Football Foundation)

FRANK LEAHY COACH OF THE YEAR (Division III) – John Gagliardi, St. John's (Minn.) (Presented by the All-American Football Foundation)

FOOTBALL GAZETTE COACH OF THE YEAR (Division II) – Chuck Martin, Grand Valley St. (Presented by the weekly Football Gazette)

FOOTBALL GAZETTE COACH OF THE YEAR (Division III) – Bob Berezowitz, Wis.-Whitewater (Presented by the weekly Football Gazette)



Added and Discontinued Programs

Nationally Prominent Teams That Permanently Dropped Football....	208
Added or Resumed Programs Since 1968	208
Discontinued Programs Since 1950	209



Nationally Prominent Teams That Permanently Dropped Football

Listed alphabetically at right are the all-time records of teams formerly classified as major college that permanently discontinued football. Also included are those teams that, retroactively, are considered to have been major college (before the advent of official classification in 1937) by virtue of their schedules (i.e., at least half of their games versus other major-college opponents). All schools listed were considered to have been major college or classified in either Division I-A or I-AA for a minimum of 10 consecutive seasons.

Team	Inclusive Seasons	Years	Won	Lost	Tied	Pct.†
Cal St. Fullerton	1970-1992	23	107	150	3	.417
Carlisle Indian School..	1893-1917	25	167	88	13	.647
Centenary (La.)	1894-1947	36	148	100	21	.589
Creighton	1900-1942	43	183	139	27	.563
Denver	1885-1960	73	273	262	40	.510
Detroit	1896-1964	64	305	200	25	.599
George Washington ...	1890-1966	58	209	240	34	.468
Gonzaga	1892-1941	39	130	99	20	.562
Haskell Institute	1896-1938	43	199	166	18	.543
Lamar	1951-1989	39	171	225	9	.433
Long Beach St.	1955-1991	37	199	183	4	.521
Manhattan	1923-1942	20	77	75	11	.506
Marquette	1892-1960	68	273	220	38	.550
New York U.	1873-1952	66	201	231	32	.468
Pacific	1919-1995	77	346	397	23	.467
St. Louis	1899-1949	49	235	179	33	.563
San Francisco	*1924-1951; 1959-1971	38	133	169	20	.444
Texas-Arlington	1959-1985	27	129	150	2	.463
Wichita St.	1897-1986	89	375	402	47	.484
Xavier (Ohio)	1900-1973	61	302	223	21	.572

†Ties computed as half won and half lost. *Discontinued football during 1952 after having been classified major college. Resumed at the Division II level during 1959-71, when it was discontinued again.

Added or Resumed Programs Since 1968

NCAA Member Colleges

1968 (4)

Boise St.; *Chicago; New Jersey City (dropped 2002); UNLV.

1969 (2)

*Adelphi (dropped 1972); Towson

1970 (6)

Cal St. Fullerton (dropped 1993); *Fordham; *Georgetown; Plattsburgh St. (dropped 1979); Plymouth St.; *St. Mary's (Cal.).

1971 (6)

Boston St. (dropped 1982); Dist. Columbia (dropped 1974, resumed 1978, dropped 1990); Federal City (dropped 1975); *New England Col. (dropped 1973); Rochester Inst. (dropped 1978); St. Peter's (suspended after one game 1984, resumed 1985, dropped 1988, resumed 1989).

1972 (6)

Kean; *Lake Forest; Nicholls St.; Salisbury; *San Diego; Wm. Paterson.

1973 (7)

Albany St. (N.Y.); *Benedictine (Ill.); Bowie St.; James Madison; New Haven (dropped 2003); NYIT (dropped 1984); Seton Hall (dropped 1982).

1974 (2)

FDU-Florham; Framingham St.

1975 (2)

*Brooklyn (dropped 1991); *Canisius (dropped 2002).

1976 (1)

Oswego St. (dropped 1977).

1977 (2)

*Catholic; *Minn. St. Mankato

1978 (7)

*Buffalo; *Dist. Columbia (dropped 1990); Iona; Marist; Pace; *St. Francis (Pa.); *St. John's (N.Y.) (dropped 2002).

1979 (2)

UCF; *Duchesne.

1980 (5)

*Loras; Mass.-Lowell; *Miles (dropped 1989, resumed 1990); Ramapo (dropped 1993); *Sonoma St. (dropped 1997)

1981 (4)

Buffalo St.; Mercyhurst; *West Ga.; Western New Eng.

1982 (2)

Valdosta St.; Westfield St.

1983 (2)

*Ky. Wesleyan; Stony Brook.

1984 (3)

Fitchburg St.; *Ga. Southern; *Samford.

1985 (6)

Ferrum; MacMurray; Maritime (N.Y.) (dropped 1986, resumed 1987, dropped 1989, resumed 2006); *St. Peter's (dropped 1988, resumed 1989); *Villanova; Worcester St.

1986 (4)

*UC Santa Barb. (dropped 1992); Menlo; *Quincy; Wesley.

1987 (5)

*Aurora; *Drake; Gallaudet; *Maritime (N.Y.) (dropped 1989, resumed 2006); St. John Fisher.

1988 (7)

Assumption; Bentley; Mass.-Boston (dropped 2000); Mass.-Dartmouth; *MIT (last team was in 1901); Siena (dropped 2003); Stonehill.

1989 (4)

*Aurora; Methodist; *St. Peter's; *SMU.

1990 (3)

*Hardin-Simmons; *Miles; Thomas More.

1991 (3)

UAB; Charleston So.; Sacred Heart.

1992 (1)

*West Tex. A&M.

1993 (3)

*King's (Pa.); Monmouth; Salve Regina.

1994 (2)

Chapman; Robert Morris.

1996 (3)

Fairfield (dropped 2002); Merrimack; Westminster (Mo.)

1997 (3)

Hartwick; *La Salle; South Fla.

1998 (1)

Jacksonville

1999 (3)

Bryant; St. Anselm; Wis. Lutheran

2000 (4)

East Tex. Baptist; Greensboro; Mary Hardin-Baylor; Shenandoah

2001 (6)

Averett; Chris. Newport; Fla. Atlantic; Rockford; Stillman; Utica

2002 (2)

Florida Int'l; *St. Augustine's (dropped 1966)

2003 (4)

*Charleston (W.V.) (dropped 1957); Coastal Caro.; Shaw; *Southeastern La. (dropped 1986)

2005 (2)

Becker; St. Paul's (dropped 1988).

2006 (2)

LaGrange; *Maritime (N.Y.) (dropped 1989).

*Previously dropped football.

Non-NCAA Senior Colleges

1968 (2)

#Mo. Southern St.; #Southwest Minn. St.

1970 (1)

#Mo. Western St.

1971 (3)

#Concordia (St. Paul); #Gardner-Webb; #Grand Valley St.

1972 (5)

#Dr. Martin Luther; #Mars Hill; Northwestern (Minn.); Pillsbury; #Western Conn. St.

1973 (2)

#Liberty; #Mass. Maritime.

1974 (3)

*N.M. Highlands; Northeastern Ill. (dropped 1988); #Saginaw Valley.

1976 (2)

#Maranatha Baptist; #Mesa St.

1977 (2)

Evangel; Olivet Nazarene.

1978 (3)

*Baptist Christian (dropped 1983); *St. Ambrose; *Yankton (dropped 1984).

1979 (2)

Fort Lauderdale (dropped 1982); Lubbock Christian (dropped 1983).

1980 (1)

Mid-America Nazarene.

1983 (2)

Ga. Southwestern (dropped 1989); #Loras.

1984 (3)

St. Paul Bible; #Southwest Baptist; *Union (Ky.).

1985 (4)

*Cumberland (Ky.); *Lambuth; *Tenn. Wesleyan; #Tiffin.

1986 (4)

*St. Francis (Ill.); Trinity Bible (N.D.); Urbana; #Wingate.

1987 (1)

#Greenville.

1988 (5)

Campbellville; Mary; #Midwestern St.; Trinity (Ill.); *Western Mont.

1990 (3)

*Cumberland; Lindenwood; #Mt. St. Joseph (Ohio).

1991 (3)

Clinch Valley; #Lees-McRae (dropped 1994); #*Tusculum.

1993 (6)

#Ark.-Pine Bluff; *Bethel (Tenn.); #Chowan; Malone; St. Xavier (Ill.); Sue Bennett.

1996 (1)

*McKendree

1998 (1)

#*Texas Lutheran

2000 (3)

#Mount Ida; *Northern Mont. (dropped 1972); *Paul Quinn (dropped 1961)

2001 (4)

#Louisiana Col. (dropped 1969); #Minn.-Crookston; Southwestern Assemblies of God; Va.-Wise.

2002 (2)

Edward Waters

2003 (1)

#North Greenville

2005 (4)

Central St. (Ohio); Concordia (Ala.); Seton Hill; Shorter

2006 (2)

Brevard; Morrisville St. (N.Y.)

*Previously dropped football. #Now NCAA member.

Discontinued Programs Since 1950

(Includes NCAA member colleges and non-member colleges; also colleges that closed or merged with other institutions.)

Before 1950, the following institutions had a major-college football program when it was discontinued and the year discontinued is in parentheses: Carlisle Indian School (1918); Centenary (La.) (1948); Creighton (1943); Gonzaga (1942); Haskell Institute (1939); Manhattan (1943).

1950 (9)

Alliance; Canisius (resumed 1975; dropped 2002); Huntington; Oklahoma City; *Portland; Rio Grande; Rollins; *St. Louis (I-A); Steubenville.

1951 (38)

Arkansas Col.; Atlantic Christian; Canterbury; Catholic (resumed 1977); CCNY; Corpus Christi (resumed 1954, dropped 1967); Daniel Baker; Detroit Tech; *Duquesne (resumed 1979) (I-AA); East Tex. Baptist (resumed 2000); Gannon (resumed 1989); *Georgetown (resumed 1970) (I-AA); Glassboro St. (resumed 1964—name changed to Rowan in 1992); Hartwick; High Point; LeMoyne-Owen; Lowell Textile; Lycoming (resumed 1954); McKendree (resumed 1996); Milligan; Mt. St. Mary's (Md.); Nevada (resumed 1952); New Bedford Textile; New England Col. (resumed 1971, dropped 1973); Niagara; Northern Idaho; Panzer; St. Mary's (Cal.) (resumed 1970, dropped 2003); St. Michael's (N.M.); Shurtleff (resumed 1953, dropped 1954); Southern Idaho; Southwestern (Tenn.) (resumed 1952—name changed to Rhodes in 1986); Southwestern (Tex.); Tillotson; Tusculum (resumed 1991); Washington (Md.); West Va. Wesleyan (resumed 1953); William Penn (resumed 1953).

1952 (13)

Aquinas; Clarkson; Erskine; Louisville Municipal; *Loyola Marymount; Nebraska Central; Rider; Samuel Huston; *San Francisco (resumed 1959, dropped 1972); Shaw (resumed 1953, dropped 1979); St. Bonaventure; St. Martin's; Teikyo Westmar (resumed 1953).

1953 (10)

Arnold; Aurora; Bethel (Tenn.) (resumed 1993); Cedarville; Champlain; Davis & Elkins (resumed 1955, dropped 1962); Georgetown (Ky.) (resumed 1955); *New York U. (I-A); *Santa Clara (resumed 1959, dropped 1993); Union (Tenn.).

1954 (8)

Adelphi (resumed 1969, dropped 1972); Case Tech (resumed 1955); Quincy (resumed 1986); St. Francis (Pa.) (resumed 1978); St. Michael's (Vt.); Shurtleff; *Wash. & Lee (resumed 1955); York (Neb.).

1955 (2)

*Fordham (resumed 1970) (I-AA); St. Mary's (Minn.).

1956 (4)

Brooklyn (resumed 1975, dropped 1991); Hendrix (resumed 1957, dropped 1961); William Carey; Wisconsin Extension.

1957 (4)

Charleston (W.V.) (resumed 2003); Lewis; Midwestern (Iowa) (resumed 1966); Stetson.

1959 (2)

Florida N&I; West Ga. (resumed 1981).

1960 (5)

Brandeis; Leland; Loras (resumed 1980); St. Ambrose (resumed 1978); Xavier (La.).

1961 (9)

*Denver (I-A); Hawaii (resumed 1962); Hendrix; Lincoln (Pa.); *Marquette (I-A); Paul Quinn (resumed 2000); Scranton; Texas College; Tougaloo.

1962 (5)

Azusa Pacific (resumed 1965); Davis & Elkins; San Diego (resumed 1972); Southern Cal Col.; Westminster (Utah) (resumed 1965, dropped 1979).

1963 (3)

Benedictine (Ill.) (resumed 1973); *Hardin-Simmons (resumed 1990); St. Vincent (Pa.).

1964 (2)

King's (Pa.) (resumed 1993); Paine.

1965 (7)

Clafin; *Detroit (I-A); Dillard; Miss. Industrial; Morris; Philander Smith; Rust.

1966 (1)

St. Augustine's (resumed 2002).

1967 (6)

Benedict; Corpus Christi; *George Washington (I-A); Jarvis Christian; Ozarks; South Caro. Trade.

1968 (2)

Edward Waters (resumed 2002); Frederick.

1969 (6)

Allen; Case Tech and Western Reserve merged to form Case Reserve; George Fox; Louisiana Col. (resumed 2001); UC San Diego; Wiley.

1971 (5)

Bradley; *Buffalo (resumed 1978); Hiram Scott; Lake Forest (resumed 1972); Parsons.

1972 (8)

Adelphi; UC Santa Barb. (resumed 1986, dropped 1992); Haverford; North Dak.-Ellendale; Northern Mont. (resumed 2000); Northwood (Tex.); San Francisco (I-A); Sonoma St. (resumed 1980, dropped 1997).

1973 (2)

New England Col.; N.M. Highlands (resumed 1974).

1974 (6)

Col. of Emporia; Dist. Columbia (resumed 1978, dropped 1990); Drexel; Ill.-Chicago; Samford (resumed 1984) (I-AA); *Xavier (Ohio) (I-A).

1975 (6)

Baptist Christian (resumed 1978, dropped 1983); Bridgeport; Federal City; *Tampa; Vermont; Wis.-Milwaukee.

1976 (3)

UC Riverside; Minn. St. Mankato (resumed 1977); Northland.

1977 (4)

Caltech; Oswego St.; Whitman; Yankton (resumed 1978, dropped 1984).

1978 (3)

Cal St. L.A.; Col. of Idaho; Rochester Inst.

1979 (5)

Miles (resumed 1980, dropped 1989, resumed 1990); Mont. St.-Billings; Plattsburgh St.; Shaw (resumed 2003); Westminster (Utah).

1980 (3)

Alliant Int'l; †Gallaudet; Md.-East Shore.

1981 (2)

Bluefield St.; *Villanova (resumed 1985) (I-AA).

1982 (4)

Boston St.; Fort Lauderdale; Milton; Seton Hall.

1983 (3)

Baptist Christian; Cal Poly Pomona; Lubbock Christian.

1984 (5)

Fisk; NYIT; St. Peter's (suspended after one game, resumed 1985, dropped 1988, resumed 1989) (I-AA); So. Dak.-Springfield; Yankton.

1985 (1)

Colorado St.-Pueblo

1986 (4)

Drake (resumed 1987) (I-AA); Maritime (N.Y.) (resumed 1987, dropped 1989, resumed 2006); Southeastern La. (resumed 2003) (I-AA); *Texas-Arlington (I-A).

1987 (4)

Bishop; *Southern Methodist (resumed 1989) (I-A); Western Mont. (resumed 1988); *Wichita St. (I-A).

1988 (4)

Northeastern Ill.; St. Paul's (resumed 2005); St. Peter's (resumed 1989); Texas Lutheran (resumed 1998).

1989 (3)

Ga. Southwestern; Maritime (N.Y.) (resumed 2006); Miles (resumed 1990).

1990 (2)

*Lamar (I-A); Lincoln (Mo.) (resumed 1999).

1991 (3)

Brooklyn; Tarkio; West Tex. A&M (resumed 1992).

1992 (3)

*Long Beach St. (I-A); Pacific (Ore.); St. Mary of the Plains.

1993 (5)

*Cal St. Fullerton (I-A); Cameron; Ramapo; Santa Clara; Wis.-Superior.

1994 (4)

Cal St. East Bay; Lees-McRae; Oregon Tech; Upsala.

1995 (1)

San Fran. St.

1996 (1)

*Pacific (I-A).

1997 (3)

Cal St. Chico; Central St. (resumed 2005); Sonoma St.

1998 (2)

Boston U. (I-AA); Evansville (I-AA)

2000 (3)

Mass.-Boston; Morningside; Swarthmore

2001 (1)

Cal St. Northridge (I-AA)

2002 (6)

Canisius (I-AA); Fairfield (I-AA); Mass.-Lowell; Morris Brown; New Jersey City; St. John's (N.Y.) (I-AA)

2003 (4)

East Tenn. St. (I-AA); New Haven; St. Mary's (Cal.) (I-AA); Siena (I-AA)

2005 (2)

Si Tanka, Allen

**Classified major college previous year. †Did not play a 7-game varsity schedule, 1980-86, and returned to club status in 1995.*

Note: *In parentheses is classification at the time the institution discontinued the football program. Before 1978, major-college programs are identified as I-A.*



Championship Results

Division II Championship	212
Division III Championship	224



Division II Championship

2005 Title Game Summary

Lakers Thwart Rally to Capture Third Title: While players and coaches from Grand Valley State's football program may have a hard time uttering the word "dynasty," it may be the only way to describe a program that has captured three Division II national titles in the last four seasons.

The Lakers showed their championship poise again in 2005, rallying for a 21-17 win over Northwest Missouri State December 10 at Braly Municipal Stadium in Florence, Alabama.

Grand Valley State's Brandon Langston scored on a 35-yard wide-receiver screen pass from quarterback Cullen Finnerty with 4:25 remaining in the game, and the Lakers defense stopped Northwest Missouri State in heart-stopping fashion at the 4-yard line on the game's final play to preserve the win.

"It doesn't get any better than this," Grand Valley State coach Chuck Martin told the Florence Times Daily. "This was the ultimate game - they were grinding and we were grinding."

Martin was Grand Valley State's defensive coordinator when the program won back-to-back national titles in 2002 and 2003, before being promoted to head coach.

After Grand Valley State grabbed its first lead of the game courtesy of Langston's touchdown, Northwest Missouri State quarterback Josh Lamberson drove the Bearcats 81 yards before his team was finally held out of the end zone.

The last snap took place with one second remaining and the ball on Grand Valley State's 22.

Lamberson rolled right and threw across the field toward the left sideline. Raphael Robinson outleaped a defender for the ball, but could not avoid being tackled by Grand Valley State defensive backs Kirk Carruth and Joe Ballard four yards short of the goal line.

"I thought I put enough on it," Lamberson said. "At first, I was happy because I saw (Robinson) catch it. But then I saw that he was short, and it was heartbreaking."

Grand Valley State players rushed from the sidelines to celebrate their perfect 13-0 season.

The Lakers have won 51 games over the last four seasons, tying an NCAA record.

"I don't really know what a dynasty is," Langston said. "I'm just honored to be around a great group of guys and in a great program. We just work hard, and it has paid off with three national championships. If that is what makes a dynasty, then we are a dynasty."

Finnerty, a member of all three championship teams, scored on runs of three and five yards for Grand Valley State's other scores. He rushed for 59 yards and threw for 172.

Lamberson led the Bearcats attack by throwing for 326 yards, completing 33 of 49 attempts. His favorite target was tight end Mike Peterson, who finished with career highs of nine receptions and 150 yards.

The duo combined for a 30-yard touchdown to open the scoring. Xavier Omon added a two-yard score in the second quarter to give Northwest Missouri State a 14-7 lead at halftime.

Bearcats' kicker Tom Frevert made it 17-14 with 14:56 remaining in the fourth quarter with a 35-yard field goal.

"I felt like we were going to win the game until (Robinson) didn't get into the end zone," Northwest Missouri State coach Mel Tjeerdsma said. "I thought we played an excellent football game. To their credit, they did a good job on us. We just didn't execute like we should have at times, and that was the difference in the game."

Northwest Missouri State (11-4) won four consecutive road playoff games, including a dramatic 25-24 semifinal win over North Alabama at Braly Stadium December 3. Lamberson connected with Robinson on a three-yard scoring pass with 23 seconds remaining for the winning points.

Grand Valley State joined North Dakota State (five) and North Alabama (three) as the only Division II programs to capture at least three national championships.

"We always think we have a shot at playing for a championship at Grand Valley," Martin said. "This year, we had some holes to fill, but this group just came together so well. Winning a championship is not something you plan; you do it by working hard and just grinding away. We have been very fortunate."



Trevor Brown Jr./NCAA Photos

Cullen Finnerty ran for two touchdowns and threw for the game-winning score with 4:25 remaining in the fourth quarter to lead Grand Valley State past Northwest Missouri State, 21-17, for its third Division II championship in the last four years.

BRALY MUNICIPAL STADIUM, FLORENCE, ALABAMA; DECEMBER 10

(Note: The time listed at the beginning of each scoring play is the time remaining in the quarter. Listed after the scoring play or conversion are the number of plays, yards and time elapsed on the scoring drive.)

Score by Quarters	1	2	3	4	Final
Northwest Mo. St. (Record: 11-4)	7	7	0	3	17
Grand Valley St. (Record: 13-0)	7	0	7	7	21

FIRST QUARTER

- 7:47 Northwest Mo. St.—Mike Peterson 30 yd pass from Josh Lamberson (Tommy Frevert kick), 13-70 7:13, Northwest Mo. St. 7 – Grand Valley St. 0
- 4:15 Grand Valley St.—Cullen Finnerty 5 yd run (Scott Greene kick), 8-69 3:26, Northwest Mo. St. 7 – Grand Valley St. 7

SECOND QUARTER

- 13:43 Northwest Mo. St.—Xavier Omon 2 yd run (Frevert kick), 12-80 5:32, Northwest Mo. St. 14 – Grand Valley St. 7

THIRD QUARTER

- 2:15 Grand Valley St.—Finnerty 3 yd run (Greene kick), 10-80 2:48, Northwest Mo. St. 14 – Grand Valley St. 14

FOURTH QUARTER

- 14:56 Northwest Mo. St.—Frevert 35 yd field goal, 7-62 2:19, Northwest Mo. St. 17 – Grand Valley St. 14
- 4:25 Grand Valley St.—Brandon Langston 35 yd pass from Finnerty (Greene kick), 9-82 4:32, Northwest Mo. St. 17 – Grand Valley St. 21

	Northwest Mo. St.	Grand Valley St.
FIRST DOWNS	20	16
RUSHES-YARDS (NET)	24-54	42-165
PASSING YDS (NET)	326	172
Passes Att-Comp-Int	51-33-0	19-12-0
TOTAL OFFENSE PLAYS-YARDS	75-380	61-337
Fumble Returns-Yards	0-0	0-0
Punt Returns-Yards	2-26	2-16
Kickoff Returns-Yards	4-72	4-107
Interception Returns-Yards	0-0	0-0
Punts (Number-Avg)	6-33.8	5-40.2
Fumbles-Lost	0-0	0-0
Penalties-Yards	1-6	3-15
Possession Time	32:21	27:39
Third-Down Conversions	8 of 19	6 of 13
Fourth-Down Conversions	4 of 4	0 of 1
Red-Zone Scores-Chances	2-3	2-3
Sacks By: Number-Yards	0-0	4-32

INDIVIDUAL STATISTICS

Rushing—Northwest Mo. St.: Xavier Omon 13-63; E.J. Falkner 1-6; Team 1-minus 1; Kendall Wright 1-minus 3; Josh Lamberson 8-minus 11. Grand Valley St.: Astin Martin 18-72; Finnerty 14-59; Ryan Hukill 6-35; Langston 3-9; Matt Regnery 1-minus 10.

Passing—Northwest Mo. St.: Lamberson 33-49-0-326; Team 0-2-0-0. Grand Valley St.: Finnerty 12-19-0-172.

Receiving—Northwest Mo. St.: Peterson 9-150; Wright 5-44; Andre Rector 5-42; Omon 4-23; Falkner 4-19; Jared Meyerkorth 3-18; Mitch Herring 2-12; Rapheal

Robinson 1-18; Grand Valley St.: Langston 4-62; Hukill 3-46; Antoine Trent 3-35; Eric Fowler 2-29.

Sacks (UA-A)—Northwest Mo. St.: None. Grand Valley St.: Anthony Adams 1-1; Justin Ulberg 0-1; Mike McFadden 1-0; Rory Steinbach 0-1; Ryan Gaydosh 0-1.

Tackles (UA-A)—Northwest Mo. St.: Ben Harness 5-2; Quinten Womack 4-3; Chris Termini 3-4; Tyler Martin 4-2; Jared Erspamer 4-2; Dave Tollefson 4-2; Diezeas Calbert 4-0; Dallas Flynn 3-1; Tommy Miller 3-1; Kelly Williams 2-1; Zach Chambers 2-0; Brandon Pratt 1-1; Heath Finch 0-2; Darcell Clark 1-0; Daren Roberts 1-0; Lance Butler 1-0; Pat Whitt 0-1; Ryan Waters 0-1; Sydney Brisbane 0-1; Kyle Kaiser 0-1; Dustin Conard 0-1. Grand Valley St.: Adams 6-6; Brandon Carr 8-1; Dan Skuta 4-5; Samad Cain 6-1; Kirk Carruth 2-4; Quertez Vickerson 3-2; Joe Ballard 1-4; Ulberg 1-4; Steinbach 1-2; Hukill 1-2; Bill Brechin 1-1; Gaydosh 1-1;

Jorge Tapia 0-2; Zach Jones 1-0; McFadden 1-0; Corey Edwards 0-1; Brandon Ryan 0-1; Tamayrr Salahuddin 0-1.

Interceptions—Northwest Mo. St.: None. Grand Valley St.: None.

Fumbles—Northwest Mo. St.: None. Grand Valley St.: None.

Stadium: Braly Municipal **Attendance:** 6,837

Kickoff time: 3:07 p.m. **End of Game:** 6:15 p.m. **Total elapsed time:** 3:08

Officials—Referee: Bob Zahradka; Umpire: Pete Larkin; Linesman: Pete Vrieze; Line Judge: Jeff Linehan; Back Judge: George Drouches; Field Judge: Chris Riba; Side Judge: Jim Johnson; Scorer: Dee Corum.

Temperature: 45 **Wind:** WSW 12 **Weather:** Clear and cool

Division II All-Time Championship Results

Year	Champion	Coach	Score	Runner-Up	Site
1973	Louisiana Tech	Maxie Lambright	34-0	Western Ky.	Sacramento, Calif.
1974	Central Mich.	Roy Kramer	54-14	Delaware	Sacramento, Calif.
1975	Northern Mich.	Gil Krueger	16-14	Western Ky.	Sacramento, Calif.
1976	Montana St.	Sonny Holland	24-13	Akron	Wichita Falls, Texas
1977	Lehigh	John Whitehead	33-0	Jacksonville St.	Wichita Falls, Texas
1978	Eastern Ill.	Darrell Mudra	10-9	Delaware	Longview, Texas
1979	Delaware	Tubby Raymond	38-21	Youngstown St.	Albuquerque, N.M.
1980	Cal Poly	Joe Harper	21-13	Eastern Ill.	Albuquerque, N.M.
1981	Texas St.	Jim Wacker	42-13	North Dakota St.	McAllen, Texas
1982	Texas St.	Jim Wacker	34-9	UC Davis	McAllen, Texas
1983	North Dakota St.	Don Marton	41-21	Central St.	McAllen, Texas
1984	Troy	Chan Gailey	18-17	North Dakota St.	McAllen, Texas
1985	North Dakota St.	Earle Solomonson	35-7	North Ala.	McAllen, Texas
1986	North Dakota St.	Earle Solomonson	27-7	South Dakota	Florence, Ala.
1987	Troy	Rick Rhoades	31-17	Portland St.	Florence, Ala.
1988	North Dakota St.	Rocky Hager	35-21	Portland St.	Florence, Ala.
1989	*Mississippi Col.	John Williams	3-0	Jacksonville St.	Florence, Ala.
1990	North Dakota St.	Rocky Hager	51-11	Indiana (Pa.)	Florence, Ala.
1991	Pittsburg St.	Chuck Broyles	23-6	Jacksonville St.	Florence, Ala.
1992	Jacksonville St.	Bill Burgess	17-13	Pittsburg St.	Florence, Ala.
1993	North Ala.	Bobby Wallace	41-34	Indiana (Pa.)	Florence, Ala.
1994	North Ala.	Bobby Wallace	16-10	Tex. A&M-Kingsville	Florence, Ala.
1995	North Ala.	Bobby Wallace	27-7	Pittsburg St.	Florence, Ala.
1996	Northern Colo.	Joe Glenn	23-14	Carson-Newman	Florence, Ala.
1997	Northern Colo.	Joe Glenn	51-0	New Haven	Florence, Ala.
1998	Northwest Mo. St.	Mel Tieerdsma	24-6	Carson-Newman	Florence, Ala.
1999	Northwest Mo. St.	Mel Tieerdsma	58-52 (4 OT)	Carson-Newman	Florence, Ala.
2000	Delta St.	Steve Campbell	63-34	Bloomsburg	Florence, Ala.
2001	North Dakota	Dale Lennon	17-14	Grand Valley St.	Florence, Ala.
2002	Grand Valley St.	Brian Kelly	31-24	Valdosta St.	Florence, Ala.
2003	Grand Valley St.	Brian Kelly	10-3	North Dakota	Florence, Ala.
2004	Valdosta St.	Chris Hatcher	36-31	Pittsburg St.	Florence, Ala.
2005	Grand Valley St.	Chuck Martin	21-17	Northwest Mo. St.	Florence, Ala.

*Mississippi College's participation in the 1989 Division II championship vacated by the NCAA Committee on Infractions.

Regional Championship Results

Before 1973, there was no Division II Football Championship. Instead, four regional bowl games were played in order to provide postseason action for what then were called NCAA College Division member institutions. Following are the results of those bowl games:

Year	Champion	Coach	Score	Runner-Up	Site
EAST (TANGERINE BOWL)					
1964	East Caro.	Clarence Stasavich	14-13	Massachusetts	Orlando, Fla.
1965	East Caro.	Clarence Stasavich	31-0	Maine	Orlando, Fla.
1966	Morgan St.	Earl Banks	14-6	West Chester	Orlando, Fla.
1967	Tenn.-Martin	Robert Carroll	25-8	West Chester	Orlando, Fla.
EAST (BOARDWALK BOWL)					
1968	Delaware	Tubby Raymond	31-24	Indiana (Pa.)	Atlantic City, N.J.
1969	Delaware	Tubby Raymond	31-13	N.C. Central	Atlantic City, N.J.
1970	Delaware	Tubby Raymond	38-23	Morgan St.	Atlantic City, N.J.
1971	Delaware	Tubby Raymond	72-22	C.W. Post	Atlantic City, N.J.
1972	Massachusetts	Dick MacPherson	35-14	UC Davis	Atlantic City, N.J.
MIDEAST (GRANTLAND RICE BOWL)					
1964	Middle Tenn.	Charles Murphy	20-0	Muskingum	Murfreesboro, Tenn.
1965	Ball St.	Ray Louthen	14-14	—	Murfreesboro, Tenn.
	Tennessee St.	John Merritt			
1966	Tennessee St.	John Merritt	34-7	Muskingum	Murfreesboro, Tenn.
1967	Eastern Ky.	Roy Kidd	27-13	Ball St.	Murfreesboro, Tenn.
1968	Louisiana Tech	Maxie Lambright	33-13	Akron	Murfreesboro, Tenn.
1969	East Tenn. St.	John Bell	34-14	Louisiana Tech	Baton Rouge, La.
1970	Tennessee St.	John Merritt	26-25	La.-Lafayette	Baton Rouge, La.
1971	Tennessee St.	John Merritt	26-23	McNeese St.	Baton Rouge, La.
1972	Louisiana Tech	Maxie Lambright	35-0	Tennessee Tech	Baton Rouge, La.

2005 Division II Championship Results

FIRST ROUND

Central Ark. 28, Albany St. (Ga.) 20
North Ala. 40, Valdosta St. 13
Pittsburg St. 49, Neb.-Kearney 20
Northwest Mo. St. 45, Angelo St. 14
C.W. Post 24, West Chester 20
East Stroudsburg 55, Southern Conn. St. 33
North Dakota 23, Minn. Duluth 12
Saginaw Valley 31, Northwood 16

SECOND ROUND

Central Ark. 52, Presbyterian 28
North Ala. 24, N.C. Central 21
Pittsburg St. 41, West Tex. A&M 3
Northwest Mo. St. 42, Washburn 32
C.W. Post 28, Shepherd 21
East Stroudsburg 52, Bloomsburg 39
Grand Valley St. 17, North Dakota 3
Saginaw Valley 24, Neb.-Omaha 21

QUARTERFINALS

North Ala. 41, Central Ark. 38 (ot)
Northwest Mo. St. 21, Pittsburg St. 10
East Stroudsburg 55, C.W. Post 28
Grand Valley St. 24, Saginaw Valley 17

SEMIFINALS

Northwest Mo. St. 25, North Ala. 24
Grand Valley St. 55, East Stroudsburg 20

CHAMPIONSHIP

Grand Valley St. 21, Northwest Mo. St. 17

Individual Records

GAME

NET YARDS RUSHING

379—Ronald Moore, Pittsburg St. (41) vs. Portland St. (38), 12-5-92.

RUSHES ATTEMPTED

51—Terry Morrow, Central St. (31) vs. Towson (0), 11-28-86.

TOUCHDOWNS BY RUSHING

5—Ronald Moore, Pittsburg St. (38) vs. North Dakota St. (37) (ot), 11-28-92; Ronald Moore, Pittsburg St. (41) vs. Portland St. (38), 12-5-92.

NET YARDS PASSING

504—Marc Eddy, Bentley (44) vs. Edinboro (47), 11-13-2004.

PASSES ATTEMPTED

64—Kevin Daff, UC Davis (25) vs. New Haven (27), 12-6-97; Ted Schlafke, Minn. Duluth (12) vs. North Dakota (23), 11-12-2005.

MIDWEST (PECAN BOWL)

1964	UNI	Stan Sheriff	19-17	Lamar	Abilene, Texas
1965	North Dakota St.	Darrell Mudra	20-7	Grambling	Abilene, Texas
1966	North Dakota	Marv Helling	42-24	Parsons	Abilene, Texas
1967	Texas-Arlington	Burley Bearden	13-0	North Dakota St.	Abilene, Texas
1968	North Dakota St.	Ron Erhardt	23-14	Arkansas St.	Arlington, Texas
1969	Arkansas St.	Bennie Ellender	29-21	Drake	Arlington, Texas
1970	Arkansas St.	Bennie Ellender	38-21	Central Mo. St.	Arlington, Texas

MIDWEST (PIONEER BOWL)

1971	Louisiana Tech	Maxie Lambright	14-3	Eastern Mich.	Wichita Falls, Texas
1972	Tennessee St.	John Merritt	29-7	Drake	Wichita Falls, Texas

WEST (CAMELLIA BOWL)

1964	Montana St.	Jim Sweeney	28-7	Sacramento St.	Sacramento, Calif.
1965	Cal St. L.A.	Homer Beatty	18-10	UC Santa Barb.	Sacramento, Calif.
1966	San Diego St.	Don Coryell	28-7	Montana St.	Sacramento, Calif.
1967	San Diego St.	Don Coryell	27-6	San Fran. St.	Sacramento, Calif.
1968	Humboldt St.	Frank VanDeren	29-14	Fresno St.	Sacramento, Calif.
1969	North Dakota St.	Ron Erhardt	30-3	Montana	Sacramento, Calif.
1970	North Dakota St.	Ron Erhardt	31-16	Montana	Sacramento, Calif.
1971	Boise St.	Tony Knap	32-28	Cal St. Chico	Sacramento, Calif.
1972	North Dakota	Jerry Olson	38-21	Cal Poly	Sacramento, Calif.

PASSES COMPLETED

45—Chad Friehauf, Colorado Mines (35) vs. Pittsburg St. (70), 11-20-2004.

PASSES HAD INTERCEPTED

6—Dennis Tomek, Western Ky. (28) vs. Grambling (20), 12-8-73.

TOUCHDOWN PASSES

6—Darren Del'Andrae, Portland St. (56) vs. West Chester (50) (3 ot), 11-18-89; J.T. O'Sullivan, UC Davis (62) vs. Mesa St. (18), 11-25-2000; Kelby Klosterman, North Dakota (42) vs. Winona St. (28), 11-17-2001; Curt Anes, Grand Valley St. (62) vs. C.W. Post (13), 11-23-2002; Nathan Brown, Central Ark. (52) vs. Presbyterian (28), 11-19-2005.

COMPLETION PERCENTAGE

(Min. 10 Attempts)

.909—Kevin Feeney, North Dakota St. (41) vs. North Dakota (10), 11-18-95 (10 of 11).

NET YARDS RUSHING AND PASSING

559—Chad Friehauf, Colorado Mines (52) vs. Midwestern St. (33), 11-13-2004 (92 rushing, 467 passing).

RUSHING AND PASSING PLAYS

80—Chad Friehauf, Colorado Mines (52) vs. Midwestern St. (33), 11-13-2004 (19 rushing, 61 passing).

PUNTING AVERAGE

(Min. 3 Punts)

53.7—Chris Humes, UC Davis (23) vs. Angelo St. (28), 11-18-89 (7 for 376).

PUNTS

11—Charlie Johnson, Western Ky. (28) vs. Grambling (20), 12-8-73; Billy Becher, Northeastern St. (19) vs. UC Davis (14), 11-27-99; Jason Brown, Central Mo. St. (28) vs. Northern Colo. (49), 11-23-2002; Kenn Barnett, Valdosta St. (21) vs. Tex. A&M-Kingsville (12), 12-7-2002; Chris Putnam, Northwood (7) vs. Grand Valley St. (10), 11-20-2004.

RECEPTIONS

14—Don Hutt, Boise St. (34) vs. Louisiana Tech (38), 12-8-73; Dallas Mall, Bentley (36) vs. Grand Valley St. (65), 11-22-2003.

NET YARDS RECEIVING

270—David Kircus, Grand Valley St. (31) vs. Valdosta St. (24), 12-14-2002.

TOUCHDOWN RECEPTIONS

4—Steve Kreider, Lehigh (30) vs. Massachusetts (23), 11-26-77; Scott Asman, West Chester (50) vs. Portland St. (56) (3 ot), 11-18-89; Brian Penecale, West Chester (40) vs. Ferris St. (43), 11-19-94; Jesse Smith, North Dakota (42) vs. Winona St. (28), 11-17-2001; David Kircus, Grand Valley St. (62) vs. C.W. Post (13), 11-23-2002; David Kircus, Grand Valley St. (44) vs. Northern Colo. (7), 12-7-2002; Dallas Mall, Bentley (36) vs. Grand Valley St. (65),

19-17	Lamar	Abilene, Texas
20-7	Grambling	Abilene, Texas
42-24	Parsons	Abilene, Texas
13-0	North Dakota St.	Abilene, Texas
23-14	Arkansas St.	Arlington, Texas
29-21	Drake	Arlington, Texas
38-21	Central Mo. St.	Arlington, Texas

14-3	Eastern Mich.	Wichita Falls, Texas
29-7	Drake	Wichita Falls, Texas

28-7	Sacramento St.	Sacramento, Calif.
18-10	UC Santa Barb.	Sacramento, Calif.
28-7	Montana St.	Sacramento, Calif.
27-6	San Fran. St.	Sacramento, Calif.
29-14	Fresno St.	Sacramento, Calif.
30-3	Montana	Sacramento, Calif.
31-16	Montana	Sacramento, Calif.
32-28	Cal St. Chico	Sacramento, Calif.
38-21	Cal Poly	Sacramento, Calif.

11-22-2003; Brandon Simmons, West Chester (48) vs. East Stroudsburg (38), 11-27-2004.

INTERCEPTIONS

4—Vince Buck, Central St. (31) vs. Towson (0), 11-28-86.

YARDS GAINED ON INTERCEPTION RETURNS

154—William Felton, Albany St. (Ga.) (42) vs. Arkansas Tech (24), 11-20-2004 (3 interceptions, including 1 return for 63-yard TD).

YARDS GAINED ON PUNT RETURNS

138—Rick Caswell, Western Ky. (14) vs. New Hampshire (3), 12-6-75.

YARDS GAINED ON KICKOFF RETURNS

215—Sean Smith, Bloomsburg (29) vs. Clarion (42), 11-23-96.

POINTS

32—Ronald Moore, Pittsburg St. (38) vs. North Dakota St. (37) (ot), 11-28-92; Ronald Moore, Pittsburg St. (41) vs. Portland St. (38), 12-5-92.

TOUCHDOWNS

5—Ronald Moore, Pittsburg St. (38) vs. North Dakota St. (37) (ot), 11-28-92; Ronald Moore, Pittsburg St. (41) vs. Portland St. (38), 12-5-92; Dexter Deese, Tex. A&M-Kingsville (43) vs. Western St. (7), 11-19-94.

EXTRA POINTS

10—Nathan Alleman, Pittsburg St. (70) vs. Colorado Mines (35), 11-20-2004.

FIELD GOALS

4—Mario Ferretti, Northern Mich. (55) vs. Elizabeth City St. (6), 11-28-81; Ken Kubisz, North Dakota St. (26) vs. UC Davis (17), 12-3-83; Henrik Juul-Nielsen, Neb.-Kearney (40) vs. Tex. A&M-Kingsville (58), 11-23-2002.

TOURNAMENT

NET YARDS RUSHING

721—Ronald Moore, Pittsburg St., 1992 (108 vs. North Dakota, 151 vs. North Dakota St., 379 vs. Portland St., 83 vs. Jacksonville St.).

RUSHES ATTEMPTED

119—Xavier Omon, Northwest Mo. St., 2005 (24 vs. Angelo St., 37 vs. Washburn, 29 vs. Pittsburg St., 16 vs. North Ala., 13 vs. Grand Valley St.).

NET YARDS PASSING

1,365—Josh Lamberson, Northwest Mo. St., 2005 (258 vs. Angelo St., 311 vs. Washburn, 225 vs. Pittsburg St., 245 vs. North Ala., 326 vs. Grand Valley St.).

PASSES ATTEMPTED

162—Josh Lamberson, Northwest Mo. St., 2005 (24 vs. Angelo St., 26 vs. Washburn, 23 vs. Pittsburg St., 40 vs. North Ala., 49 vs. Grand Valley St.).

PASSES COMPLETED

113—Josh Lamberson, Northwest Mo. St., 2005 (18 vs. Angelo St., 17 vs. Washburn, 20 vs. Pittsburg St., 25 vs. North Ala., 33 vs. Grand Valley St.).

PASSES HAD INTERCEPTED

9—Dennis Tomek, Western Ky., 1973 (0 vs. Lehigh, 6 vs. Grambling, 3 vs. Louisiana Tech).

TOUCHDOWN PASSES

17—Eric Miller, Bloomsburg, 2000 (5 vs. Saginaw Valley, 4 vs. Northwood, 5 vs. UC Davis, 3 vs. Delta St.).

COMPLETION PERCENTAGE**(Min. 2 Games)**

.824—Mike Turk, Troy, 1984, 14 of 17 (4-5 vs. Central St., 5-5 vs. Towson, 5-7 vs. North Dakota St.).

RECEPTIONS

41—Caleb Johnson, North Dakota, 2004 (13 vs. St. Cloud St., 9 vs. Michigan Tech, 9 vs. Grand Valley St., 10 vs. Pittsburg St.).

NET YARDS RECEIVING

544—David Kircus, Grand Valley St., 2002 (161 vs. C.W. Post, 23 vs. Indiana [Pa.], 90 vs. Northern Colo., 270 vs. Valdosta St.).

TOUCHDOWN RECEPTIONS

12—David Kircus, Grand Valley St., 2002 (4 vs. C.W. Post, 1 vs. Indiana [Pa.], 4 vs. Northern Colo., 3 vs. Valdosta St.).

POINTS

88—Ronald Moore, Pittsburg St., 1992 (18 vs. North Dakota, 32 vs. North Dakota St., 32 vs. Portland St., 6 vs. Jacksonville St.).

TOUCHDOWNS

14—Ronald Moore, Pittsburg St., 1992 (3 vs. North Dakota, 5 vs. North Dakota St., 5 vs. Portland St., 1 vs. Jacksonville St.).

LONGEST PLAYS**RUSH**

98—Wesley Whiten, Tex. A&M-Kingsville (59) vs. Fort Hays St. (28), 11-18-95, TD.

PASS (INCLUDING RUN)

99—Ken Suhl to Tony Willis, New Haven (35) vs. Ferris St. (13), 11-28-92, TD.

FIELD GOAL

59—Cameron Peterka, North Dakota (38) vs. Pittsburg St. (0), 11-24-2001.

PUNT

76—Chris Humes, UC Davis (23) vs. Angelo St. (28), 11-18-89.

PUNT RETURN

87—Rick Caswell, Western Ky. (14) vs. New Hampshire (3), 12-6-75, TD.

KICKOFF RETURN

100—Ken Bowles, UNLV (6) vs. Akron (26), 11-26-76, TD; Garth Mins, Neb.-Kearney (40) vs. Tex. A&M-Kingsville (58), 11-23-2002, TD.

INTERCEPTION RETURN

100—Charles Harris, Jacksonville St. (34) vs. Truman (21), 11-27-82, TD.

FUMBLE RETURN

77—Jeffrey Rodgers, Tex. A&M-Kingsville (30) vs. Portland St. (35), 11-28-92, TD.

Team Records**GAME****FIRST DOWNS**

36—Delta St. (63) vs. Bloomsburg (34), 12-9-2000.

FIRST DOWNS BY RUSHING

29—Delta St. (63) vs. Bloomsburg (34), 12-9-2000.

FIRST DOWNS BY PASSING

25—UC Davis (25) vs. New Haven (27), 12-6-97.

NET YARDS RUSHING

566—Jacksonville St. (63) vs. West Chester (24), 11-19-88.

RUSHES ATTEMPTED

84—Texas St. (34) vs. UC Davis (9), 12-11-82.

LONGEST RUSH

99—Northwood (14) vs. Bloomsburg (38), 11-25-2000 (29-yard run by Jason Martin and 70 yards after lateral by Chad Coons).

NET YARDS PASSING

545—Central Ark. (52) vs. Presbyterian (28), 11-19-2005.

PASSES ATTEMPTED

64—UC Davis (25) vs. New Haven (27), 12-6-97; Minn. Duluth (12) vs. North Dakota (23), 11-12-2005.

PASSES COMPLETED

43—UC Davis (25) vs. New Haven (27), 12-6-97.

PASSES HAD INTERCEPTED

7—Towson (0) vs. Central St. (31), 11-28-86.

COMPLETION PERCENTAGE**(Min. 10 Attempts)**

.909—North Dakota St. (41) vs. North Dakota (10), 11-18-95 (10 of 11).

NET YARDS RUSHING AND PASSING

712—East Stroudsburg (55) vs. Southern Conn. St. (33), 11-12-2005 (368 rushing, 344 passing).

RUSHING AND PASSING PLAYS

99—Carson-Newman (52) vs. Northwest Mo. St. (58) (4 ot), 12-11-99 (77 rushing, 22 passing).

PUNTING AVERAGE (MIN. 3 PUNTS)

53.7—UC Davis (23) vs. Angelo St. (28), 11-18-89 (7 for 376).

PUNTS

12—Delaware (8) vs. Grambling (17), 12-1-73; Western Ky. (0) vs. Louisiana Tech (34), 12-15-73; Central Mo. St. (28) vs. Northern Colo. (49), 11-23-2002.

PUNTS BLOCKED

2—Truman (21) vs. Jacksonville St. (34), 11-27-82.

YARDS GAINED ON PUNT RETURNS

140—Texas St. (62) vs. Northern Mich. (0), 12-5-81.

YARDS GAINED ON KICKOFF RETURNS

223—Valdosta St. (29) vs. Carson-Newman (35), 11-22-2003.

YARDS GAINED ON INTERCEPTION RETURNS

131—Millersville (27) vs. Indiana (Pa.) (24), 11-19-88.

YARDS PENALIZED

185—Tex. A&M-Kingsville (30) vs. Portland St. (3), 11-25-95.

PENALTIES

18—Portland St. (16) vs. Tex. A&M-Kingsville (21), 11-26-94.

FUMBLES

10—Winston-Salem (0) vs. Delaware (41), 12-2-78.

FUMBLES LOST

7—Louisiana Tech (10) vs. Western Caro. (7), 11-30-74.

POINTS

*70—Pittsburg St. vs. Colorado Mines (35), 11-20-2004.

**Mississippi Col. defeated Wofford, 70-19, on 11-17-90, but its participation in the championship was vacated.*

TOURNAMENT**FIRST DOWNS**

110—Bloomsburg, 2000 (27 vs. Saginaw Valley, 28 vs. Northwood, 34 vs. UC Davis, 21 vs. Delta St.).

NET YARDS RUSHING

1,660—North Dakota St., 1988 (474 vs. Augustana [S.D.], 434 vs. Millersville, 413 vs. Sacramento St., 339 vs. Portland St.).

NET YARDS PASSING

1,365—Northwest Mo. St., 2005 (258 vs. Angelo St., 311 vs. Washburn, 225 vs. Pittsburg St., 245 vs. North Ala., 326 vs. Grand Valley St.).

NET YARDS RUSHING AND PASSING

2,114—Bloomsburg, 2000 (573 vs. Saginaw Valley, 487 vs. Northwood, 660 vs. UC Davis, 394 vs. Delta St.).

PASSES ATTEMPTED

166—Northwest Mo. St., 2005 (25 vs. Angelo St., 27 vs. Washburn, 23 vs. Pittsburg St., 40 vs. North Ala., 51 vs. Grand Valley St.).

PASSES COMPLETED

113—Northwest Mo. St., 2005 (18 vs. Angelo St., 17 vs. Washburn, 20 vs. Pittsburg St., 25 vs. North Ala., 33 vs. Grand Valley St.).

PASSES HAD INTERCEPTED

10—Western Ky., 1973 (0 vs. Lehigh, 6 vs. Grambling, 4 vs. Louisiana Tech).

NUMBER OF PUNTS

29—Western Ky., 1973 (6 vs. Lehigh, 11 vs. Grambling, 12 vs. Louisiana Tech).

YARDS PENALIZED

362—Carson-Newman, 1999 (102 vs. Arkansas Tech, 79 vs. Catawba, 94 vs. Northeastern St., 87 vs. Northwest Mo. St.).

FUMBLES

16—Delaware, 1978 (8 vs. Jacksonville St., 2 vs. Winston-Salem, 6 vs. Eastern Ill.).

FUMBLES LOST

12—Delaware, 1978 (6 vs. Jacksonville St., 2 vs. Winston-Salem, 4 vs. Eastern Ill.).

POINTS

199—Grand Valley St., 2002 (62 vs. C.W. Post, 62 vs. Indiana [Pa.], 44 vs. Northern Colo., 31 vs. Valdosta St.).

Championship Game Records**INDIVIDUAL****NET YARDS RUSHING**

195—Billy Holmes, Northern Colo. (51) vs. New Haven (0), 1997 (30 rushes).

TOUCHDOWNS BY RUSHING

4—Dick Dunham, Central Mich. (56) vs. Delaware (14), 1974.

PASSES ATTEMPTED

49—Josh Lamberson, Northwest Mo. St. (17) vs. Grand Valley St. (21), 2005 (33 completions).

PASSES COMPLETED

33—Josh Lamberson, Northwest Mo. St. (17) vs. Grand Valley St. (21), 2005 (49 attempts).

TOUCHDOWN PASSES

5—Travis Miles, Northwest Mo. St. (58) vs. Carson-Newman (52) (4 ot), 1999.

RECEPTIONS

11—Pete Ravettine, Delaware (9) vs. Eastern Ill. (10), 1978 (156 yards); David Kircus, Grand Valley St. (31) vs. Valdosta St. (24), 2002 (270 yards).

NET YARDS RECEIVING

270—David Kircus, Grand Valley St. (31) vs. Valdosta St. (24), 2002.

TOUCHDOWN RECEPTIONS

3—J.R. Hill, Northwest Mo. St. (58) vs. Carson-Newman (52) (4 ot), 1999; David Kircus, Grand Valley St. (31) vs. Valdosta St. (24), 2002.

POINTS

24—Dick Dunham, Central Mich. (56) vs. Delaware (14), 1974.

TOUCHDOWNS

4—Dick Dunham, Central Mich. (56) vs. Delaware (14), 1974.

LONGEST PLAYS**RUSH**

90—Kenyatta Jones, North Ala. (16) vs. Tex. A&M-Kingsville (10), 1994, TD.

PASS (INCLUDING RUN)

75—Chris Simdorn to T.R. McDonald, North Dakota St. (51) vs. Indiana (Pa.) (11), 1990, TD.

FIELD GOAL

50—Ted Clem, Troy (18) vs. North Dakota St. (17), 1984.

PUNT RETURN

86—Ques Rumph, Carson-Newman (52) vs. Northwest Mo. St. (58) (4 ot), 1999, TD.

KICKOFF RETURN

99—Ronald Moore, Pittsburg St. (13) vs. Jacksonville St. (17), 1992, TD.

INTERCEPTION RETURN

61—Vince Hyland, Delaware (38) vs. Youngstown St. (21), 1979, TD.

TEAM

FIRST DOWNS

36—Delta St. (63) vs. Bloomsburg (34), 2000 (29 rushing, 6 passing, 1 by penalty).

NET YARDS RUSHING

524—Delta St. (63) vs. Bloomsburg (34), 2000 (69 rushes).

NET YARDS PASSING

361—Grand Valley St. (31) vs. Valdosta St. (24), 2002 (23 of 36).

PASSES ATTEMPTED

51—Northwest Mo. St. (17) vs. Grand Valley St. (21), 2005 (33 completions).

PASSES COMPLETED

33—Northwest Mo. St. (17) vs. Grand Valley St. (21), 2005 (51 attempts).

PASSES HAD INTERCEPTED

4—Western Ky. (0) vs. Louisiana Tech (34), 1973; Delaware (14) vs. Central Mich. (56), 1974.

YARDS PENALIZED

140—Eastern Ill. (13) vs. Cal Poly (21), 1980 (11 penalties).

FUMBLES LOST

4—Jacksonville St. (0) vs. Lehigh (33), 1977; Delaware (9) vs. Eastern Ill. (10), 1978 (6 fumbles); North Dakota St. (13) vs. Texas St. (42), 1981 (5 fumbles); UC Davis (9) vs. Texas St. (34), 1982 (4 fumbles).

POINTS

63—Delta St. vs. Bloomsburg (34), 2000.

POINTS, BOTH TEAMS

110—Northwest Mo. St. (58) and Carson-Newman (52) (4 ot), 1999.

Championship Game Records researched and submitted by Jeff Hodges, SID, University of North Alabama.

Year-by-Year Division II Championship Results

Year (Number of Teams)	Coach	Record	Result
1973 (8)			
Louisiana Tech.....	Maxie Lambright	3-0	Champion
Western Ky.....	Jimmy Feix	2-1	Second
Boise St.....	Tony Knap	1-1	Semifinalist
Grambling.....	Eddie Robinson	1-1	Semifinalist
Delaware.....	Tubby Raymond	0-1	Lost 1st Round
Lehigh.....	Fred Dunlap	0-1	Lost 1st Round
South Dakota.....	Joe Salem	0-1	Lost 1st Round
Western Ill.....	Darrell Mudra	0-1	Lost 1st Round
1974 (8)			
Central Mich.....	Roy Kramer	3-0	Champion
Delaware.....	Tubby Raymond	2-1	Second
Louisiana Tech.....	Maxie Lambright	1-1	Semifinalist
UNLV.....	Ron Meyer	1-1	Semifinalist
Alcorn St.....	Marino Casem	0-1	Lost 1st Round
Boise St.....	Tony Knap	0-1	Lost 1st Round
Western Caro.....	Bob Waters	0-1	Lost 1st Round
Youngstown St.....	Rey Dempsey	0-1	Lost 1st Round
1975 (8)			
Northern Mich.....	Gil Krueger	3-0	Champion
Western Ky.....	Jimmy Feix	2-1	Second
New Hampshire.....	Bill Bowes	1-1	Semifinalist
West Ala.....	Jim King	1-1	Semifinalist
Boise St.....	Tony Knap	0-1	Lost 1st Round
Lehigh.....	Fred Dunlap	0-1	Lost 1st Round
North Dakota.....	Jerry Olson	0-1	Lost 1st Round
UNI.....	Stan Sheriff	0-1	Lost 1st Round
1976 (8)			
Montana St.....	Sonny Holland	3-0	Champion
Akron.....	Jim Dennison	2-1	Second
North Dakota St.....	Jim Wacker	1-1	Semifinalist
Northern Mich.....	Gil Krueger	1-1	Semifinalist
Delaware.....	Tubby Raymond	0-1	Lost 1st Round
Eastern Ky.....	Roy Kidd	0-1	Lost 1st Round
UNLV.....	Tony Knap	0-1	Lost 1st Round
New Hampshire.....	Bill Bowes	0-1	Lost 1st Round
1977 (8)			
Lehigh.....	John Whitehead	3-0	Champion
Jacksonville St.....	Jim Fuller	2-1	Second
UC Davis.....	Jim Sochor	1-1	Semifinalist
North Dakota St.....	Jim Wacker	1-1	Semifinalist
Bethune-Cookman.....	Andy Hinson	0-1	Lost 1st Round
Massachusetts.....	Dick MacPherson	0-1	Lost 1st Round
Northern Ariz.....	Joe Salem	0-1	Lost 1st Round
Northern Mich.....	Gil Krueger	0-1	Lost 1st Round
1978 (8)			
Eastern Ill.....	Darrell Mudra	3-0	Champion
Delaware.....	Tubby Raymond	2-1	Second
Winston-Salem.....	Bill Hayes	1-1	Semifinalist
Youngstown St.....	Bill Narduzzi	1-1	Semifinalist
UC Davis.....	Jim Sochor	0-1	Lost 1st Round
Cal Poly.....	Joe Harper	0-1	Lost 1st Round
Jacksonville St.....	Jim Fuller	0-1	Lost 1st Round
Neb.-Omaha.....	Sandy Buda	0-1	Lost 1st Round

Year (Number of Teams)	Coach	Record	Result
1979 (8)			
Delaware.....	Tubby Raymond	3-0	Champion
Youngstown St.....	Bill Narduzzi	2-1	Second
Alabama A&M.....	Ray Greene	1-1	Semifinalist
Mississippi Col.....	John Williams	1-1	Semifinalist
Morgan St.....	Clarence Thomas	0-1	Lost 1st Round
North Dakota.....	Gene Murphy	0-1	Lost 1st Round
South Dakota St.....	John Gregory	0-1	Lost 1st Round
Virginia Union.....	Willard Bailey	0-1	Lost 1st Round
1980 (8)			
Cal Poly.....	Joe Harper	3-0	Champion
Eastern Ill.....	Darrell Mudra	2-1	Second
North Ala.....	Wayne Grubb	1-1	Semifinalist
Santa Clara.....	Pat Malley	1-1	Semifinalist
Jacksonville St.....	Jim Fuller	0-1	Lost 1st Round
Northern Colo.....	Bob Blasi	0-1	Lost 1st Round
Northern Mich.....	Bill Rademacher	0-1	Lost 1st Round
Virginia Union.....	Willard Bailey	0-1	Lost 1st Round
1981 (8)			
Texas St.....	Jim Wacker	3-0	Champion
North Dakota St.....	Don Morton	2-1	Second
Northern Mich.....	Bill Rademacher	1-1	Semifinalist
Shippensburg.....	Vito Ragazzo	1-1	Semifinalist
Elizabeth City St.....	Johnnie Walton	0-1	Lost 1st Round
Jacksonville St.....	Jim Fuller	0-1	Lost 1st Round
Puget Sound.....	Ron Simonson	0-1	Lost 1st Round
Virginia Union.....	Willard Bailey	0-1	Lost 1st Round
1982 (8)			
Texas St.....	Jim Wacker	3-0	Champion
UC Davis.....	Jim Sochor	2-1	Second
Jacksonville St.....	Jim Fuller	1-1	Semifinalist
North Dakota St.....	Don Morton	1-1	Semifinalist
Fort Valley St.....	Doug Porter	0-1	Lost 1st Round
Northern Mich.....	Bill Rademacher	0-1	Lost 1st Round
Truman.....	Bruce Craddock	0-1	Lost 1st Round
Virginia Union.....	Willard Bailey	0-1	Lost 1st Round
1983 (8)			
North Dakota St.....	Don Morton	3-0	Champion
Central St.....	Billy Joe	2-1	Second
UC Davis.....	Jim Sochor	1-1	Semifinalist
North Ala.....	Wayne Grubb	1-1	Semifinalist
Butler.....	Bill Sylvester	0-1	Lost 1st Round
Texas St.....	John O'Hara	0-1	Lost 1st Round
Towson.....	Phil Albert	0-1	Lost 1st Round
Virginia Union.....	Willard Bailey	0-1	Lost 1st Round
1984 (8)			
Troy.....	Chan Gailey	3-0	Champion
North Dakota St.....	Don Morton	2-1	Second
Neb.-Omaha.....	Sandy Buda	1-1	Semifinalist
Towson.....	Phil Albert	1-1	Semifinalist
UC Davis.....	Jim Sochor	0-1	Lost 1st Round
Central St.....	Billy Joe	0-1	Lost 1st Round
Norfolk St.....	Willard Bailey	0-1	Lost 1st Round
Northwest Mo. St.....	Vern Thomsen	0-1	Lost 1st Round
1985 (8)			
North Dakota St.....	Earle Solomonson	3-0	Champion
North Ala.....	Wayne Grubb	2-1	Second

Year (Number of Teams)	Coach	Record	Result
Bloomsburg	George Landis	1-1	Semifinalist
South Dakota	Dave Triplett	1-1	Semifinalist
UC Davis	Jim Sochor	0-1	Lost 1st Round
Central St.	Billy Joe	0-1	Lost 1st Round
Fort Valley St.	Gerald Walker	0-1	Lost 1st Round
Hampton	Fred Freeman	0-1	Lost 1st Round
1986 (8)			
North Dakota St.	Earle Solomonson	3-0	Champion
South Dakota	Dave Triplett	2-1	Second
Central St.	Billy Joe	1-1	Semifinalist
Troy	Rick Rhodes	1-1	Semifinalist
Ashland	Fred Martinelli	0-1	Lost 1st Round
UC Davis	Jim Sochor	0-1	Lost 1st Round
Towson	Phil Albert	0-1	Lost 1st Round
Virginia Union	Joe Taylor	0-1	Lost 1st Round
1987 (8)			
Troy	Rick Rhodes	3-0	Champion
Portland St.	Pokey Allen	2-1	Second
UCF	Gene McDowell	1-1	Semifinalist
Northern Mich.	Herb Grenke	1-1	Semifinalist
Angelo St.	Jerry Vandergriff	0-1	Lost 1st Round
Indiana (Pa.)	Frank Cignetti	0-1	Lost 1st Round
Minn. St. Mankato	Dan Runkle	0-1	Lost 1st Round
Winston-Salem	Bill Hayes	0-1	Lost 1st Round
1988 (16)			
North Dakota St.	Rocky Hager	4-0	Champion
Portland St.	Pokey Allen	3-1	Second
Sacramento St.	Bob Mattos	2-1	Semifinalist
Tex. A&M-Kingsville	Ron Harms	2-1	Semifinalist
Jacksonville St.	Bill Burgess	1-1	Quarterfinalist
Millersville	Gene Carpenter	1-1	Quarterfinalist
N.C. Central	Henry Lattimore	1-1	Quarterfinalist
Tenn.-Martin	Don McLeary	1-1	Quarterfinalist
Augustana (S.D.)	Jim Heinitz	0-1	Lost 1st Round
Bowie St.	Sanders Shiver	0-1	Lost 1st Round
Butler	Bill Lynch	0-1	Lost 1st Round
UC Davis	Jim Sochor	0-1	Lost 1st Round
Indiana (Pa.)	Frank Cignetti	0-1	Lost 1st Round
Mississippi Col.	John Williams	0-1	Lost 1st Round
West Chester	Danny Hale	0-1	Lost 1st Round
Winston-Salem	Pete Richardson	0-1	Lost 1st Round
1989 (16)			
*Mississippi Col.	John Williams	4-0	Champion
Jacksonville St.	Bill Burgess	3-1	Second
Angelo St.	Jerry Vandergriff	2-1	Semifinalist
Indiana (Pa.)	Frank Cignetti	2-1	Semifinalist
North Dakota St.	Rocky Hager	1-1	Quarterfinalist
Pittsburg St.	Dennis Franchione	1-1	Quarterfinalist
Portland St.	Pokey Allen	1-1	Quarterfinalist
St. Cloud St.	Noel Martin	1-1	Quarterfinalist
Alabama A&M	George Pugh	0-1	Lost 1st Round
Augustana (S.D.)	Jim Heinitz	0-1	Lost 1st Round
UC Davis	Bob Foster	0-1	Lost 1st Round
Edinboro	Tom Hollman	0-1	Lost 1st Round
Grand Valley St.	Tom Beck	0-1	Lost 1st Round
Northwest Mo. St.	Bud Elliott	0-1	Lost 1st Round
Tex. A&M-Kingsville	Ron Harms	0-1	Lost 1st Round
West Chester	Rick Daniels	0-1	Lost 1st Round
1990 (16)			
North Dakota St.	Rocky Hager	4-0	Champion
Indiana (Pa.)	Frank Cignetti	3-1	Second
*Mississippi Col.	John Williams	2-1	Semifinalist
Pittsburg St.	Chuck Broyles	2-1	Semifinalist
Cal Poly	Lyle Setencich	1-1	Quarterfinalist
Edinboro	Tom Hollman	1-1	Quarterfinalist
Jacksonville St.	Bill Burgess	1-1	Quarterfinalist
Tex. A&M-Commerce	Eddie Vowell	1-1	Quarterfinalist
Cal St. Northridge	Bob Burt	0-1	Lost 1st Round
Grand Valley St.	Tom Beck	0-1	Lost 1st Round
North Ala.	Bobby Wallace	0-1	Lost 1st Round
Northern Colo.	Joe Glenn	0-1	Lost 1st Round
Truman	Eric Holm	0-1	Lost 1st Round
Virginia Union	Joe Taylor	0-1	Lost 1st Round
Winston-Salem	Pete Richardson	0-1	Lost 1st Round
Wofford	Mike Ayers	0-1	Lost 1st Round
1991 (16)			
Pittsburg St.	Chuck Broyles	4-0	Champion
Jacksonville St.	Bill Burgess	3-1	Second
Indiana (Pa.)	Frank Cignetti	2-1	Semifinalist
Portland St.	Pokey Allen	2-1	Semifinalist
Minn. St. Mankato	Dan Runkle	1-1	Quarterfinalist

Year (Number of Teams)	Coach	Record	Result
Mississippi Col.	Terry McMillan	1-1	Quarterfinalist
Shippensburg	Rocky Rees	1-1	Quarterfinalist
Tex. A&M-Commerce	Eddie Vowell	1-1	Quarterfinalist
Butler	Bob Bartolomeo	0-1	Lost 1st Round
East Stroudsburg	Dennis Douds	0-1	Lost 1st Round
Grand Valley St.	Brian Kelly	0-1	Lost 1st Round
North Dakota St.	Rocky Hager	0-1	Lost 1st Round
Northern Colo.	Joe Glenn	0-1	Lost 1st Round
Virginia Union	Joe Taylor	0-1	Lost 1st Round
Winston-Salem	Pete Richardson	0-1	Lost 1st Round
Wofford	Mike Ayers	0-1	Lost 1st Round
1992 (16)			
Jacksonville St.	Bill Burgess	4-0	Champion
Pittsburg St.	Chuck Broyles	3-1	Second
New Haven	Mark Whipple	2-1	Semifinalist
Portland St.	Pokey Allen	2-1	Semifinalist
Ferris St.	Keith Otterbein	1-1	Quarterfinalist
North Ala.	Bobby Wallace	1-1	Quarterfinalist
North Dakota St.	Rocky Hager	1-1	Quarterfinalist
Tex. A&M-Kingsville	Ron Harms	1-1	Quarterfinalist
UC Davis	Bob Foster	1-1	Quarterfinalist
Edinboro	Tom Hollman	0-1	Lost 1st Round
Hampton	Joe Taylor	0-1	Lost 1st Round
North Dakota	Roger Thomas	0-1	Lost 1st Round
Savannah St.	Bill Davis	0-1	Lost 1st Round
Truman	Eric Holm	0-1	Lost 1st Round
West Chester	Rick Daniels	0-1	Lost 1st Round
Western St.	Carl Iverson	0-1	Lost 1st Round
1993 (16)			
North Ala.	Bobby Wallace	4-0	Champion
Indiana (Pa.)	Frank Cignetti	3-1	Second
North Dakota	Roger Thomas	2-1	Semifinalist
Tex. A&M Kingsville	Ron Harms	2-1	Semifinalist
UC Davis	Bob Biggs	1-1	Quarterfinalist
Hampton	Joe Taylor	1-1	Quarterfinalist
Minn. St. Mankato	Dan Runkle	1-1	Quarterfinalist
New Haven	Mark Whipple	1-1	Quarterfinalist
Albany St. (Ga.)	Hampton Smith	0-1	Lost 1st Round
Carson-Newman	Ken Sparks	0-1	Lost 1st Round
Edinboro	Tom Hollman	0-1	Lost 1st Round
Ferris St.	Keith Otterbein	0-1	Lost 1st Round
Fort Hays St.	Bob Cortese	0-1	Lost 1st Round
Mo. Southern St.	Jon Lantz	0-1	Lost 1st Round
Pittsburg St.	Chuck Broyles	0-1	Lost 1st Round
Portland St.	Tim Walsh	0-1	Lost 1st Round
1994 (16)			
North Ala.	Bobby Wallace	4-0	Champion
Tex. A&M-Kingsville	Ron Harms	3-1	Second
Indiana (Pa.)	Frank Cignetti	2-1	Semifinalist
North Dakota	Roger Thomas	2-1	Semifinalist
Ferris St.	Keith Otterbein	1-1	Quarterfinalist
North Dakota St.	Rocky Hager	1-1	Quarterfinalist
Portland St.	Tim Walsh	1-1	Quarterfinalist
Valdosta St.	Hal Mumme	1-1	Quarterfinalist
Albany St. (Ga.)	Hampton Smith	0-1	Lost 1st Round
Angelo St.	Jerry Vandergriff	0-1	Lost 1st Round
Carson-Newman	Ken Sparks	0-1	Lost 1st Round
Grand Valley St.	Brian Kelly	0-1	Lost 1st Round
Pittsburg St.	Chuck Broyles	0-1	Lost 1st Round
Truman	Eric Holm	0-1	Lost 1st Round
West Chester	Rick Daniels	0-1	Lost 1st Round
Western St.	Carl Iverson	0-1	Lost 1st Round
1995 (16)			
North Ala.	Bobby Wallace	4-0	Champion
Pittsburg St.	Chuck Broyles	3-1	Second
Ferris St.	Jeff Pierce	2-1	Semifinalist
Tex. A&M-Kingsville	Ron Harms	2-1	Semifinalist
Carson-Newman	Ken Sparks	1-1	Quarterfinalist
New Haven	Tony Sparano	1-1	Quarterfinalist
North Dakota St.	Rocky Hager	1-1	Quarterfinalist
Portland St.	Tim Walsh	1-1	Quarterfinalist
Albany St. (Ga.)	Hampton Smith	0-1	Lost 1st Round
Edinboro	Tom Hollman	0-1	Lost 1st Round
Fort Hays St.	Bob Cortese	0-1	Lost 1st Round
Millersville	Gene Carpenter	0-1	Lost 1st Round
North Dakota	Roger Thomas	0-1	Lost 1st Round
Northern Colo.	Joe Glenn	0-1	Lost 1st Round
Tex. A&M-Commerce	Eddie Vowell	0-1	Lost 1st Round
West Ga.	Charlie Fisher	0-1	Lost 1st Round

Year (Number of Teams)	Coach	Record	Result	Year (Number of Teams)	Coach	Record	Result
1996 (16)				Saginaw Valley	Randy Awrey	0-1	Lost 1st Round
Northern Colo.	Joe Glenn	4-0	Champion	Valdosta St.	Chris Hatcher	0-1	Lost 1st Round
Carson-Newman	Ken Sparks	3-1	Second	West Ga.	Glenn Spencer	0-1	Lost 1st Round
UC Davis	Bob Biggs	2-1	Semifinalist	2001 (16)			
Clarion	Malen Luke	2-1	Semifinalist	North Dakota	Dale Lennon	4-0	Champion
Central Okla.	Gary Howard	1-1	Quarterfinalist	Grand Valley St.	Brian Kelly	3-1	Second
Ferris St.	Jeff Pierce	1-1	Quarterfinalist	UC Davis	Bob Biggs	2-1	Semifinalist
Northwest Mo. St.	Mel Tjeerdsma	1-1	Quarterfinalist	Catawba	David Bennett	2-1	Semifinalist
Valdosta St.	Hal Mumme	1-1	Quarterfinalist	Pittsburg St.	Chuck Broyles	1-1	Quarterfinalist
Albany St. (Ga.)	Hampton Smith	0-1	Lost 1st Round	Saginaw Valley	Randy Awrey	1-1	Quarterfinalist
Bloomsburg	Danny Hale	0-1	Lost 1st Round	Tarleton St.	Todd Whitten	1-1	Quarterfinalist
Chadron St.	Brad Smith	0-1	Lost 1st Round	Valdosta St.	Chris Hatcher	1-1	Quarterfinalist
Indiana (Pa.)	Frank Cignetti	0-1	Lost 1st Round	Bloomsburg	Danny Hale	0-1	Lost 1st Round
Neb.-Omaha	Pat Behrns	0-1	Lost 1st Round	Central Ark.	Clint Conque	0-1	Lost 1st Round
Pittsburg St.	Chuck Broyles	0-1	Lost 1st Round	Chadron St.	Brad Smith	0-1	Lost 1st Round
West Ga.	Charlie Fisher	0-1	Lost 1st Round	Fort Valley St.	Kent Schoolfield	0-1	Lost 1st Round
*Tex. A&M-Kingsville	Ron Harms	0-1	Lost 1st Round	Indiana (Pa.)	Frank Cignetti	0-1	Lost 1st Round
1997 (16)				Neb.-Omaha	Pat Behrns	0-1	Lost 1st Round
Northern Colo.	Joe Glenn	4-0	Champion	Tex. A&M-Kingsville	Richard Cundiff	0-1	Lost 1st Round
New Haven	Tony Sparano	3-1	Second	Winona St.	Tom Sawyer	0-1	Lost 1st Round
UC Davis	Bob Biggs	2-1	Semifinalist	2002 (16)			
Carson-Newman	Ken Sparks	2-1	Semifinalist	Grand Valley St.	Brian Kelly	4-0	Champion
Albany St. (Ga.)	Hampton Smith	1-1	Quarterfinalist	Valdosta St.	Chris Hatcher	3-1	Second
Angelo St.	Jerry Vandergriff	1-1	Quarterfinalist	Northern Colo.	O. Kay Dalton	2-1	Semifinalist
Northwest Mo. St.	Mel Tjeerdsma	1-1	Quarterfinalist	Tex. A&M-Kingsville	Richard Cundiff	2-1	Semifinalist
Slippery Rock	George Mahalik	1-1	Quarterfinalist	UC Davis	Bob Biggs	1-1	Quarterfinalist
Ashland	Gary Keller	0-1	Lost 1st Round	Carson-Newman	Ken Sparks	1-1	Quarterfinalist
Glenville St.	Warren Ruggerio	0-1	Lost 1st Round	Indiana (Pa.)	Frank Cignetti	1-1	Quarterfinalist
North Ala.	Bobby Wallace	0-1	Lost 1st Round	Northwest Mo. St.	Mel Tjeerdsma	1-1	Quarterfinalist
North Dakota St.	Bob Babich	0-1	Lost 1st Round	C.W. Post	Bryan Collins	0-1	Lost 1st Round
Pittsburg St.	Chuck Broyles	0-1	Lost 1st Round	Catawba	Chip Hester	0-1	Lost 1st Round
Southern Ark.	Steve Roberts	0-1	Lost 1st Round	Central Mo. St.	Willie Fritz	0-1	Lost 1st Round
Western St.	Carl Iverson	0-1	Lost 1st Round	Central Wash.	John Zamberlin	0-1	Lost 1st Round
*Tex. A&M-Kingsville	Ron Harms	0-1	Lost 1st Round	Fayetteville St.	Kenny Phillips	0-1	Lost 1st Round
1998 (16)				Minn. Duluth	Bob Nielson	0-1	Lost 1st Round
Northwest Mo. St.	Mel Tjeerdsma	4-0	Champion	Neb.-Kearney	Darrell Morris	0-1	Lost 1st Round
Carson-Newman	Ken Sparks	3-1	Second	Saginaw Valley	Randy Awrey	0-1	Lost 1st Round
Slippery Rock	George Mahalik	2-1	Semifinalist	2003 (16)			
*Tex. A&M-Kingsville	Ron Harms	2-1	Semifinalist	Grand Valley St.	Brian Kelly	4-0	Champion
Central Okla.	Gary Howard	1-1	Quarterfinalist	North Dakota	Dale Lennon	3-1	Second
Fort Valley St.	Kent Schoolfield	1-1	Quarterfinalist	North Ala.	Mark Hudspeth	2-1	Semifinalist
Northern Colo.	Joe Glen	1-1	Quarterfinalist	Tex. A&M-Kingsville	Richard Cundiff	2-1	Semifinalist
Shepherd	Monte Cater	1-1	Quarterfinalist	Carson-Newman	Ken Sparks	1-1	Quarterfinalist
UC Davis	Bob Biggs	0-1	Lost 1st Round	Central Okla.	Chuck Langston	1-1	Quarterfinalist
Chadron St.	Brad Smith	0-1	Lost 1st Round	Saginaw Valley	Randy Awrey	1-1	Quarterfinalist
Delta St.	Todd Knight	0-1	Lost 1st Round	Winona St.	Tom Sawyer	1-1	Quarterfinalist
Grand Valley St.	Brian Kelly	0-1	Lost 1st Round	Bentley	Peter Yetten	0-1	Lost 1st Round
Indiana (Pa.)	Frank Cignetti	0-1	Lost 1st Round	Edinboro	Lou Tepper	0-1	Lost 1st Round
Neb.-Omaha	Pat Behrns	0-1	Lost 1st Round	Emporia St.	David Wiemers	0-1	Lost 1st Round
North Dakota	Roger Thomas	0-1	Lost 1st Round	Mesa St.	Joe Ramunno	0-1	Lost 1st Round
West Ga.	Glenn Spencer	0-1	Lost 1st Round	Pittsburg St.	Chuck Broyles	0-1	Lost 1st Round
1999 (16)				Southern Ark.	Steve Quinn	0-1	Lost 1st Round
Northwest Mo. St.	Mel Tjeerdsma	4-0	Champion	Tarleton St.	Todd Whitten	0-1	Lost 1st Round
Carson-Newman	Ken Sparks	3-1	Second	Valdosta St.	Chris Hatcher	0-1	Lost 1st Round
Indiana (Pa.)	Frank Cignetti	2-1	Semifinalist	2004 (24)			
Northeastern St.	Tom Eckert	2-1	Semifinalist	Valdosta St.	Chris Hatcher	4-0	Champion
UC Davis	Bob Biggs	1-1	Quarterfinalist	Pittsburg St.	Chuck Broyles	3-1	Second
Catawba	David Bennett	1-1	Quarterfinalist	North Dakota	Dale Lennon	3-1	Semifinalist
Millersville	Gene Carpenter	1-1	Quarterfinalist	West Chester	Bill Zwaan	3-1	Semifinalist
Northern Colo.	Joe Glenn	1-1	Quarterfinalist	Albany St. (Ga.)	Mike White	1-1	Quarterfinalist
Arkansas Tech	Steve Mullins	0-1	Lost 1st Round	East Stroudsburg	Denny Doudin	1-1	Quarterfinalist
Central Okla.	Gary Howard	0-1	Lost 1st Round	Grand Valley St.	Chuck Martin	2-1	Quarterfinalist
Fort Valley St.	Kent Schoolfield	0-1	Lost 1st Round	Northwest Mo. St.	Mel Tjeerdsma	1-1	Quarterfinalist
North Dakota	Dale Lennon	0-1	Lost 1st Round	Arkansas Tech	Steve Mullins	1-1	Lost 2nd Round
Pittsburg St.	Chuck Broyles	0-1	Lost 1st Round	Carson-Newman	Ken Sparks	1-1	Lost 2nd Round
Shepherd	Monte Cater	0-1	Lost 1st Round	Colorado Mines	Bob Stitt	1-1	Lost 2nd Round
Slippery Rock	George Mahalik	0-1	Lost 1st Round	Edinboro	Lou Tepper	1-1	Lost 2nd Round
Western Wash.	Rob Smith	0-1	Lost 1st Round	Michigan Tech	Bernie Anderson	0-1	Lost 2nd Round
2000 (16)				Northwood	Pat Riepma	0-1	Lost 2nd Round
Delta St.	Steve Campbell	4-0	Champion	Shippensburg	Rocky Rees	0-1	Lost 2nd Round
Bloomsburg	Danny Hale	3-1	Second	Tex. A&M-Kingsville	Richard Cundiff	1-1	Lost 2nd Round
UC Davis	Bob Biggs	2-1	Semifinalist	Bentley	Peter Yetten	0-1	Lost 1st Round
North Dakota St.	Bob Babich	2-1	Semifinalist	C.W. Post	Bryan Collins	0-1	Lost 1st Round
Catawba	David Bennett	1-1	Quarterfinalist	Catawba	Chip Hester	0-1	Lost 1st Round
Mesa St.	Joe Ramunno	1-1	Quarterfinalist	Fayetteville St.	Kenny Phillips	0-1	Lost 1st Round
Neb.-Omaha	Pat Behrns	1-1	Quarterfinalist	Midwestern St.	Bill Maskill	0-1	Lost 1st Round
Northwood	Pat Riepma	1-1	Quarterfinalist	St. Cloud St.	Randy Hedberg	0-1	Lost 1st Round
Chadron St.	Brad Smith	0-1	Lost 1st Round	Southeastern Okla.	Keith Baxter	0-1	Lost 1st Round
Indiana (Pa.)	Frank Cignetti	0-1	Lost 1st Round	Winona St.	Tom Sawyer	0-1	Lost 1st Round
Northeastern St.	Tom Eckert	0-1	Lost 1st Round				
Northwest Mo. St.	Mel Tjeerdsma	0-1	Lost 1st Round				
Pittsburg St.	Chuck Broyles	0-1	Lost 1st Round				

Year (Number of Teams)	Coach	Record	Result
2005 (24)			
Grand Valley St.	Chuck Martin	4-0	Champion
Northwest Mo. St.	Mel Tjeerdsma	4-1	Second
East Stroudsburg	Denny Douds	3-1	Semifinalist
North Ala.	Mark Hudspeth	3-1	Semifinalist
C.W. Post	Bryan Collins	2-1	Quarterfinalist
Central Ark.	Clint Conque	2-1	Quarterfinalist
Pittsburg St.	Chuck Broyles	2-1	Quarterfinalist
Saginaw Valley	Randy Awrey	2-1	Quarterfinalist
Bloomsburg	Danny Hale	0-1	Lost 2nd Round
Neb.-Omaha	Pat Behrns	0-1	Lost 2nd Round
N.C. Central	Rod Broadway	0-1	Lost 2nd Round
North Dakota	Dale Lennon	1-1	Lost 2nd Round
Presbyterian	Tommy Spangler	0-1	Lost 2nd Round
Shepherd	Monte Cater	0-1	Lost 2nd Round
Washburn	Craig Schurig	0-1	Lost 2nd Round
West Tex. A&M	Don Carthel	0-1	Lost 2nd Round
Albany St. (Ga.)	Mike White	0-1	Lost 1st Round
Angelo St.	Dale Carr	0-1	Lost 1st Round
Minn. Duluth	Kyle Schweigert	0-1	Lost 1st Round
Neb.-Kearney	Darrell Morris	0-1	Lost 1st Round
Northwood	Pat Riepma	0-1	Lost 1st Round
Southern Conn. St.	Richard Cavanaugh	0-1	Lost 1st Round
Valdosta St.	Chris Hatcher	0-1	Lost 1st Round
West Chester	Bill Zwaan	0-1	Lost 1st Round

*Competition in championship vacated by action of the NCAA Committee on Infractions.

Division II Championship Record of Each College by Coach

(119 Colleges; 1973-05)

	Yrs	Won	Lost	CH	2D
AKRON					
Jim Dennison (Wooster '60) 76-2D	1	2	1	0	1
ALABAMA A&M					
Ray Green (Akron '63) 79	1	1	1	0	0
George Pugh (Alabama '76) 89	1	0	1	0	0
TOTAL	2	1	2	0	0
ALBANY ST. (GA.)					
Hampton Smith (Mississippi Val. '57) 93, 94, 95, 96, 97	5	1	5	0	0
Mike White (Albany St. [Ga.] '90) 04, 05	2	1	2	0	0
TOTAL	7	2	7	0	0
ALCORN ST.					
Marino Casem (Xavier [La.] '56) 74	1	0	1	0	0
ANGELO ST.					
Jerry Vandergriff (Tex. A&M-Corp. Chris. '65) 87, 89, 94, 97	4	3	4	0	0
Dale Carr (Colorado St. '87) 05	1	0	1	0	0
TOTAL	5	3	5	0	0
ARKANSAS TECH					
Steve Mullins (Ark.-Monticello '80) 99, 04	2	1	2	0	0
ASHLAND					
Fred Martinelli (Otterbein '51) 86	1	0	1	0	0
Gary Keller (Bluffton '73) 97	1	0	1	0	0
TOTAL	2	0	2	0	0
AUGUSTANA (S.D.)					
Jim Heintz (South Dakota St. '72) 88, 89	2	0	2	0	0
BENTLEY					
Peter Yelten (Boston U. '71) 03, 04	2	0	2	0	0
BETHUNE-COOKMAN					
Andy Hinson (Bethune-Cookman '53) 77	1	0	1	0	0
BLOOMSBURG					
George Landis (Penn St. '71) 85	1	1	1	0	0
Danny Hale (West Chester '68) 96, 00-2D, 01, 05	4	3	4	0	1
TOTAL	5	4	5	0	1
BOISE ST.					
Tony Knap (Idaho '39) 73, 74, 75	3	1	3	0	0
BOWIE ST.					
Sanders Shiver (Carson-Newman '76) 88	1	0	1	0	0
BUTLER					
Bill Sylvester (Butler '50) 83	1	0	1	0	0
Bill Lynch (Butler '77) 88	1	0	1	0	0
Bob Bartolomeo (Butler '77) 91	1	0	1	0	0
TOTAL	3	0	3	0	0

C.W. POST					
Bryan Collins (St. John's [N.Y.] '87) 02, 04, 05..	3	2	3	0	0
UC DAVIS					
Jim Sochor (San Fran. St. '60) 77, 78, 82-2D, 83, 84, 85, 86, 88	8	4	8	0	1
Bob Foster (UC Davis '62) 89, 92	2	0	2	0	0
Bob Biggs (UC Davis '73) 93, 96, 97, 98, 99, 00, 01, 02	8	11	8	0	0
TOTAL	18	15	18	0	1
CAL POLY					
Joe Harper (UCLA '59) 78, 80-CH	2	3	1	1	0
Lyle Setencich (Fresno St. '68) 90	1	1	1	0	0
TOTAL	3	4	2	1	0
CAL ST. NORTHRIDGE					
Bob Burt (Cal St. L.A. '62) 90	1	0	1	0	0
CARSON-NEWMAN					
Ken Sparks (Carson-Newman '68) 93, 94, 95, 96-2D, 97, 98-2D, 99-2D, 02, 03, 04	10	15	10	0	3
CATAWBA					
David Bennett (Presbyterian '84) 99, 00, 01	3	4	3	0	0
Chip Hester (Guilford '92) 02, 04	2	0	2	0	0
TOTAL	5	4	5	0	0
CENTRAL ARK.					
Clint Conque (Nicholls St. '83) 01, 05	2	2	2	0	0
UCF					
Gene McDowell (Florida St. '65) 87	1	1	1	0	0
CENTRAL MICH.					
Roy Kramer (Maryville [Tenn.] '53) 74-CH	1	3	0	1	0
CENTRAL MO. ST.					
Willie Fritz (Pittsburg St. '83) 02	1	0	1	0	0
CENTRAL OKLA.					
Gary Howard (Arkansas '64) 96, 98, 99	3	2	3	0	0
Chuck Langston (Oklahoma '95) 03	1	1	1	0	0
TOTAL	4	3	4	0	0
CENTRAL ST. (OHIO)					
Billy Joe (Villanova '63) 83-2D, 84, 85, 86	4	3	4	0	1
CENTRAL WASH.					
John Zamberlin (Pacific Lutheran '79) 02	1	0	1	0	0
CHADRON ST.					
Brad Smith (Western Ill. '72) 96, 98, 00, 01	4	0	4	0	0
CLARION					
Malen Luke (Westminster [Pa.] '76) 96	1	2	1	0	0
COLORADO MINES					
Bob Stitt (Doane '86) 04	1	1	1	0	0
DELAWARE					
Harold "Tubby" Raymond (Michigan '50) 73, 74-2D, 76, 78-2D, 79-CH	5	7	4	1	2
DELTA ST.					
Todd Knight (Ouachita Baptist '86) 98	1	0	1	0	0
Steve Campbell (Troy '88) 00-CH	1	4	0	1	0
TOTAL	2	4	1	1	0
EAST STROUDSBURG					
Dennis Douds (Slippery Rock '63) 91, 04, 05	3	4	3	0	0
EASTERN ILL.					
Darrell Mudra (Peru St. '51) 78-CH, 80-2D	2	5	1	1	1
EASTERN KY.					
Roy Kidd (Eastern Ky. '54) 76	1	0	1	0	0
EDINBORO					
Tom Hollman (Ohio Northern '68) 89, 90, 92, 93, 95	5	1	5	0	0
Lou Tepper (Rutgers '67) 03, 04	2	1	2	0	0
TOTAL	7	2	7	0	0
ELIZABETH CITY ST.					
Johnnie Walton (Elizabeth City St. '69) 81	1	0	1	0	0
EMPORIA ST.					
David Wiemers (Washburn '90) 03	1	0	1	0	0
FAYETTEVILLE ST.					
Kenny Phillips (East Caro. '87) 02, 04	2	0	2	0	0
FERRIS ST.					
Keith Otterbein (Ferris St. '79) 92, 93, 94	3	2	3	0	0
Jeff Pierce (Ferris St. '79) 95, 96	2	3	2	0	0
TOTAL	5	5	5	0	0
FORT HAYS ST.					
Bob Cortese (Colorado '67) 93, 95	2	0	2	0	0
FORT VALLEY ST.					
Doug Porter (Xavier [La.] '52) 82	1	0	1	0	0
Gerald Walker (Lincoln [Mo.] '62) 85	1	0	1	0	0
Kent Schoolfield (Florida A&M '70) 98, 99, 01	3	1	3	0	0
TOTAL	5	1	5	0	0

	Yrs	Won	Lost	CH	2D
GLENVILLE ST.					
Warren Ruggerio (Delaware '88) 97	1	0	1	0	0
GRAMBLING					
Eddie Robinson (Leland '41) 73	1	1	1	0	0
GRAND VALLEY ST.					
Tom Beck (Northern Ill. '61) 89, 90	2	0	2	0	0
Brian Kelly (Assumption '83) 91, 94, 98, 01-2D, 02-CH, 03-CH	6	11	4	2	1
Chuck Martin (Millikin '90) 04, 05	2	6	1	1	0
TOTAL	10	17	7	3	1
HAMPTON					
Fred Freeman (Mississippi Val. '66) 85	1	0	1	0	0
Joe Taylor (Western Ill. '72) 92, 93	2	1	2	0	0
TOTAL	3	1	3	0	0
INDIANA (PA.)					
Frank Cignetti (Indiana [Pa.] '60) 87, 88, 89, 90-2D, 91, 93-2D, 94, 96, 98, 99, 00, 01, 02	13	15	13	0	2
JACKSONVILLE ST.					
Jim Fuller (Alabama '67) 77-2D, 78, 80, 81, 82	5	3	5	0	1
Bill Burgess (Auburn '63) 88, 89-2D, 90, 91-2D, 92-CH	5	12	4	1	2
TOTAL	10	15	9	1	3
LEHIGH					
Fred Dunlap (Colgate '50) 73, 75	2	0	2	0	0
John Whitehead (East Stroudsburg '50) 77-CH ...	1	3	0	1	0
TOTAL	3	3	2	1	0
LOUISIANA TECH					
Maxie Lambright (Southern Miss. '49) 73-CH, 74	2	4	1	1	0
MASSACHUSETTS					
Dick MacPherson (Springfield '58) 77	1	0	1	0	0
MESA ST.					
Joe Ramunno (Wyoming '85) 00, 03	2	1	2	0	0
MICHIGAN TECH					
Bernie Anderson (Northern Mich. '78)	1	0	1	0	0
MIDWESTERN ST.					
Bill Maskill (Western Ky. '70) 04	1	0	1	0	0
MILLERSVILLE					
Gene Carpenter (Huron '63) 88, 95, 99	3	2	3	0	0
MINN. DULUTH					
Bob Nielson (Wartburg '82) 02	1	0	1	0	0
Kyle Schweigert (Jamestown '85) 05	1	0	1	0	0
TOTAL	2	0	2	0	0
MINN. ST. MANKATO					
Dan Runkle (Illinois Col. '68) 87, 91, 93	3	2	3	0	0
MISSISSIPPI COL.*					
John Williams (Mississippi Col. '57) 79, 88, 89-CH, 90	4	7	3	1	0
Terry McMillan (Southern Miss. '69) 91	1	1	1	0	0
TOTAL	5	8	4	1	0
MO. SOUTHERN ST.					
Jon Lantz (Okla. Panhandle '74) 93	1	0	1	0	0
MONTANA ST.					
Sonny Holland (Montana St. '60) 76-CH	1	3	0	1	0
MORGAN ST.					
Clarence Thomas 79	1	0	1	0	0
NEB.-KEARNEY					
Darrell Morris (Northwest Mo. St. '83) 02, 05	2	0	2	0	0
NEB.-OMAHA					
Sandy Buda (Kansas '67) 78, 84	2	1	2	0	0
Pat Behrns (Dakota St. '72) 96, 98, 00, 01, 05..	5	1	5	0	0
TOTAL	7	2	7	0	0
UNLV					
Ron Meyer (Purdue '63) 74	1	1	1	0	0
Tony Knap (Idaho '39) 76	1	0	1	0	0
TOTAL	2	1	2	0	0
NEW HAMPSHIRE					
Bill Bowes (Penn St. '65) 75, 76	2	1	2	0	0
NEW HAVEN					
Mark Whipple (Brown '79) 92, 93	2	3	2	0	0
Tony Sparano (New Haven '82) 95, 97-2D	2	4	2	0	1
TOTAL	4	7	4	0	1
NORFOLK ST.					
Willard Bailey (Norfolk St. '62) 84	1	0	1	0	0

	Yrs	Won	Lost	CH	2D
NORTH ALA.					
Wayne Grubb (Tennessee '61) 80, 83, 85-2D ...	3	4	3	0	1
Bobby Wallace (Mississippi St. '76) 90, 92, 93-CH, 94-CH, 95-CH, 97	6	13	3	3	0
Mark Hudspeth (Delta St. '92) 03, 05	2	5	2	0	0
TOTAL	11	22	8	3	1
N.C. CENTRAL					
Henry Lattimore (Jackson St. '57) 88	1	1	1	0	0
Rod Broadway (North Carolina '77) 05	1	0	1	0	0
TOTAL	2	1	2	0	0
NORTH DAKOTA					
Jerry Olson (Valley City St. '55) 75	1	0	1	0	0
Gene Murphy (North Dakota '62) 79	1	0	1	0	0
Roger Thomas (Augustana [Ill.] '69) 92, 93, 94, 95, 98	5	4	5	0	0
Dale Lennon (North Dakota '85) 99, 01-CH, 03-2D, 04, 05	5	11	4	1	1
TOTAL	12	15	11	1	1
NORTH DAKOTA ST.					
Jim Wacker (Valparaiso '60) 76, 77	2	2	2	0	0
Don Morton (Augustana [Ill.] '69) 81-2D, 82, 83-CH, 84-2D	4	8	3	1	2
Earle Solomonson (Augsburg '69) 85-CH, 86-CH	2	6	0	2	0
Rocky Hager (Minot St. '74) 88-CH, 89, 90-CH, 91, 92, 94, 95	7	12	5	2	0
Bob Babich (Tulsa '84) 97, 00	2	2	2	0	0
TOTAL	17	30	12	5	2
NORTHEASTERN ST.					
Tom Eckert (Northeastern St. '66) 99, 00	2	2	2	0	0
NORTHERN ARIZ.					
Joe Salem (Minnesota '61) 77	1	0	1	0	0
NORTHERN COLO.					
Bob Blasi (Colorado St. '53) 80	1	0	1	0	0
Joe Glenn (South Dakota '71) 90, 91, 95, 96-CH, 97-CH, 98, 99	7	10	5	2	0
O. Kay Dalton (Colorado St. '54) 02	1	2	1	0	0
TOTAL	9	12	7	2	0
UNI					
Stan Sheriff (Cal Poly '54) 75	1	0	1	0	0
NORTHERN MICH.					
Gil Krueger (Marquette '52) 75-CH, 76, 77	3	4	2	1	0
Bill Rademacher (Northern Mich. '63) 80, 81, 82	3	1	3	0	0
Herb Grenke (Wis.-Milwaukee '63) 87	1	1	1	0	0
TOTAL	7	6	6	1	0
NORTHWEST MO. ST.					
Vern Thomsen (Peru St. '61) 84	1	0	1	0	0
Bud Elliott (Baker '53) 89	1	0	1	0	0
Mel Tjeerdsma (Southern St. [S.D.] '67) 96, 97, 98-CH, 99-CH, 00, 02, 04, 05-2D	8	16	6	2	1
TOTAL	10	16	8	2	1
NORTHWOOD					
Pat Riepma (Hillsdale '83) 00, 04, 05	3	1	3	0	0
PITTSBURG ST.					
Dennis Franchione (Pittsburg St. '73) 89	1	1	1	0	0
Chuck Broyles (Pittsburg St. '70) 90, 91-CH, 92-2D, 93, 94, 95-2D, 96, 97, 99, 00, 01, 03, 04-2D, 05	14	18	13	1	3
TOTAL	15	19	14	1	3
PORTLAND ST.					
Pokey Allen (Utah '65) 87-2D, 88-2D, 89, 91, 92	5	10	5	0	2
Tim Walsh (UC Riverside '77) 93, 94, 95	3	2	3	0	0
TOTAL	8	12	8	0	2
PRESBYTERIAN					
Tommy Spangler (Georgia '83) 05	1	0	1	0	0
PUGET SOUND					
Ron Simonson (Portland St. '65) 81	1	0	1	0	0
SACRAMENTO ST.					
Bob Mattos (Sacramento St. '64) 88	1	2	1	0	0
SAGINAW VALLEY					
Randy Awrey (Northern Mich. '78) 00, 01, 02, 03, 05	5	4	5	0	0
ST. CLOUD ST.					
Noel Martin (Nebraska '63) 89	1	1	1	0	0
Randy Hedberg (Minot St. '77) 04	1	0	1	0	0
TOTAL	2	1	2	0	0
SANTA CLARA					
Pat Malley (Santa Clara '53) 80	1	1	1	0	0

	Yrs	Won	Lost	CH	2D
SAVANNAH ST.					
Bill Davis (Johnson C. Smith '65) 92.....	1	0	1	0	0
SHEPHERD					
Monte Cater (Millikin '71) 98, 99, 05.....	3	1	3	0	0
SHIPPENSBURG					
Vito Ragazzo (William & Mary '51) 81	1	1	1	0	0
Rocky Rees (West Chester '71) 91, 04.....	2	1	2	0	0
TOTAL	3	2	3	0	0
SLIPPERY ROCK					
George Mahalik (Slippery Rock '74) 97, 98, 99.	3	3	3	0	0
SOUTH DAKOTA					
Joe Salem (Minnesota '61) 73	1	0	1	0	0
Dave Triplett (Iowa '72) 85, 86-2D	2	3	2	0	1
TOTAL	3	3	3	0	1
SOUTH DAKOTA ST.					
John Gregory (UNI '61) 79	1	0	1	0	0
SOUTHEASTERN OKLA.					
Keith Baxter (Northwestern Okla. '85) 04.....	1	0	1	0	0
SOUTHERN ARK.					
Steve Roberts (Ouachita Baptist '87) 97	1	0	1	0	0
Steve Quinn (Ouachita Baptist '85) 03	1	0	1	0	0
TOTAL	2	0	2	0	0
SOUTHERN CONN. ST.					
Richard Cavanaugh (American Int'l '76) 05.....	1	0	1	0	0
TARLETON ST.					
Todd Whitten (Stephen F. Austin '87) 01, 03.....	2	1	2	0	0
TENN.-MARTIN					
Don McLeary (Tennessee '70) 88.....	1	1	1	0	0
TEX. A&M-COMMERCE					
Eddie Vowell (Southwestern Okla. '69) 90,					
91, 95	3	2	3	0	0
TEX. A&M-KINGSVILLE#					
Ron Harms (Valparaiso '59) 88, 89, 92, 93,					
94-2D, 95, 96, 97, 98.....	9	12	9	0	1
Richard Cundiff (Lincoln Mem. '73) 01, 02, 03, 04..	4	5	4	0	0
TOTAL	13	17	13	0	1
TEXAS ST.					
Jim Wacker (Valparaiso '60) 81-CH, 82-CH.....	2	6	0	2	0
John O'Hara (Okla. Panhandle '67) 83.....	1	0	1	0	0
TOTAL	3	6	1	2	0
TOWSON					
Phil Albert (Arizona '66) 83, 84, 86.....	3	1	3	0	0
TROY					
Chan Gailey (Florida '74) 84-CH.....	1	3	0	1	0
Rick Rhoades 86, 87-CH.....	2	4	1	1	0
TOTAL	3	7	1	2	0
TRUMAN					
Bruce Craddock (Truman '66) 82.....	1	0	1	0	0
Eric Holm (Truman '81) 90, 92, 94.....	3	0	3	0	0
TOTAL	4	0	4	0	0
VALDOSTA ST.					
Hal Mumme (Tarleton St. '75) 94, 96	2	2	2	0	0
Chris Hatcher (Valdosta St. '95) 00, 01, 02-2D, 03,					
04CH, 05.....	6	8	5	1	1
TOTAL	8	10	7	1	1
VIRGINIA UNION					
Willard Bailey (Norfolk St. '62) 79, 80, 81,					
82, 83	5	0	5	0	0
Joe Taylor (Western Ill. '72) 86, 90, 91	3	0	3	0	0
TOTAL	8	0	8	0	0
WASHBURN					
Craig Schurig (Colorado Mines '87) 05.....	1	0	1	0	0
WEST ALA.					
Jim King 75.....	1	1	1	0	0
WEST CHESTER					
Danny Hale (West Chester '68) 88	1	0	1	0	0
Rick Daniels (West Chester '75) 89, 92, 94	3	0	3	0	0
Bill Zwaan (Delaware '79) 04, 05	2	3	2	0	0
TOTAL	6	3	6	0	0
WEST GA.					
Charlie Fisher (Springfield '81) 95, 96	2	0	2	0	0
Glenn Spencer (Georgia Tech '86) 98, 00.....	2	0	2	0	0
TOTAL	4	0	4	0	0
WEST TEX. A&M					
Don Carthel (Eastern N.M. '74) 05.....	1	0	1	0	0

	Yrs	Won	Lost	CH	2D
WESTERN CARO.					
Bob Waters (Presbyterian '60) 74.....	1	0	1	0	0
WESTERN ILL.					
Darrell Mudra (Peru St. '51) 73	1	0	1	0	0
WESTERN KY.					
Jimmy Feix (Western Ky. '53) 73-2D, 75-2D.....	2	4	2	0	2
WESTERN ST.					
Carl Iverson (Whitman '62) 92, 94, 97.....	3	0	3	0	0
WESTERN WASH.					
Rob Smith (Washington '81) 99.....	1	0	1	0	0
WINONA ST.					
Tom Sawyer (Winona St. '83) 01, 03, 04.....	3	1	3	0	0
WINSTON-SALEM					
Bill Hayes (N.C. Central '64) 78, 87	2	1	2	0	0
Pete Richardson (Dayton '68) 88, 90, 91	3	0	3	0	0
TOTAL	5	1	5	0	0
WOFFORD					
Mike Ayers (Georgetown [Ky.] '74) 90, 91	2	0	2	0	0
YOUNGSTOWN ST.					
Ray Dempsey (Geneva '58) 74.....	1	0	1	0	0
Bill Narduzzi (Miami [Ohio] '59) 78, 79-2D.....	2	3	2	0	1
TOTAL	3	3	3	0	1

*Mississippi College's competition in the 1989 and 1990 Division II championships was vacated by action of the NCAA Committee on Infractions (record was 6-1). #Texas A&M-Kingsville's participation in the 1996, 1997 and 1998 Division II championships was vacated by action of the NCAA Committee on Infractions (record was 2-3).

Division II Championship Team Leaders

MOST APPEARANCES		
UC Davis#.....	18	
North Dakota St.#.....	17	
Pittsburg St.	15	
Indiana (Pa.).....	13	
Tex. A&M-Kingsville*.....	13	
North Dakota.....	12	
North Ala.	11	
Carson-Newman	10	
Grand Valley St.	10	
Jacksonville St.#.....	10	
Northwest Mo. St.	10	
MOST VICTORIES		
North Dakota St.#.....	30	
North Ala.	22	
Pittsburg St.	19	
Grand Valley St.	17	
Tex. A&M-Kingsville*.....	17	
Northwest Mo. St.	16	
UC Davis#.....	15	
Carson-Newman	15	
Indiana (Pa.).....	15	
Jacksonville St. #.....	15	
North Dakota.....	15	
MOST CONSECUTIVE APPEARANCES		
9 Pittsburg St.	1989-97	
7 UC Davis#	1996-02	
7 Carson-Newman	1993-99	
7 Tex. A&M-Kingsville*.....	1992-98	
6 North Dakota St.#.....	1981-86	
6 Valdosta St.	2000-present	
HIGHEST WINNING PERCENTAGE (Min. 10 Games Played)		
North Ala.	22-8	.733
North Dakota St.#.....	30-12	.714
Grand Valley St.	17-7	.708
Northwest Mo. St.	16-8	.667
Delaware#.....	7-4	.636
New Haven	7-4	.636
*No longer a Division II member.		
*Texas A&M-Kingsville's participation in the 1996, 1997 and 1998 Division II championships was vacated by action of the NCAA Committee on Infractions (record was 2-3).		

All-Time Results

1973 First Round: Grambling 17, Delaware 8; Western Ky. 25, Lehigh 16; Louisiana Tech 18, Western Ill. 13; Boise St. 53, South Dakota 10. **Semifinals:** Western Ky. 28, Grambling 20; Louisiana Tech 38, Boise St. 34. **Championship:** Louisiana Tech 34, Western Ky. 0.

1974 First Round: Central Mich. 20, Boise St. 6; Louisiana Tech 10, Western Caro. 7; UNLV 35, Alcorn St. 22; Delaware 35, Youngstown St. 14. **Semifinals:** Central Mich. 35, Louisiana Tech 14; Delaware 49, UNLV 11. **Championship:** Central Mich. 54, Delaware 14.

1975 First Round: Northern Mich. 24, Boise St. 21; West Ala. 34, North Dakota 14; Western Ky. 14, UNI 12; New Hampshire 35, Lehigh 21. **Semifinals:** Northern Mich. 28, West Ala. 26; Western Ky. 14, New Hampshire 3. **Championship:** Northern Mich. 16, Western Ky. 14.

1976 First Round: Akron 26, UNLV 6; Northern Mich. 28, Delaware 17; North Dakota St. 10, Eastern Ky. 7; Montana St. 17, New Hampshire 16. **Semifinals:** Akron 29, Northern Mich. 26; Montana St. 10, North Dakota St. 3. **Championship:** Montana St. 24, Akron 13.

1977 First Round: UC Davis 34, Bethune-Cookman 16; Lehigh 30, Massachusetts 23; North Dakota St. 20, Northern Mich. 6; Jacksonville St. 35, Northern Ariz. 0. **Semifinals:** Lehigh 39, UC Davis 30; Jacksonville St. 31, North Dakota St. 7. **Championship:** Lehigh 33, Jacksonville St. 0.

1978 First Round: Winston-Salem 17, Cal Poly 0; Delaware 42, Jacksonville St. 27; Youngstown St. 21, Neb.-Omaha 14; Eastern Ill. 35, UC Davis 31. **Semifinals:** Delaware 41, Winston-Salem 0; Eastern Ill. 26, Youngstown St. 22. **Championship:** Eastern Ill. 10, Delaware 9.

1979 First Round: Delaware 58, Virginia Union 28; Mississippi Col. 35, North Dakota 15; Youngstown St. 50, South Dakota St. 7; Alabama A&M 27, Morgan St. 7. **Semifinals:** Delaware 60, Mississippi Col. 10; Youngstown St. 52, Alabama A&M 0. **Championship:** Delaware 38, Youngstown St. 21.

1980 First Round: Eastern Ill. 21, Northern Colo. 14; North Ala. 17, Virginia Union 8; Santa Clara 27, Northern Mich. 26; Cal Poly 15, Jacksonville St. 0. **Semifinals:** Eastern Ill. 56, North Ala. 31; Cal Poly 38, Santa Clara 14. **Championship:** Cal Poly 21, Eastern Ill. 13.

1981 First Round: Northern Mich. 55, Elizabeth City St. 6; Texas St. 38, Jacksonville St. 22; North Dakota St. 24, Puget Sound 10; Shippensburg 40, Virginia Union 27. **Semifinals:** Texas St. 62, Northern Mich. 0; North Dakota St. 18, Shippensburg 6. **Championship:** Texas St. 42, North Dakota St. 13.

1982 First Round: Texas St. 27, Fort Valley St. 6; Jacksonville St. 34, Truman 21; North Dakota St. 21, Virginia Union 20; UC Davis 42, Northern Mich. 21. **Semifinals:** Texas St. 19, Jacksonville St. 14; UC Davis 19, North Dakota St. 14. **Championship:** Texas St. 34, UC Davis 9.

1983 First Round: UC Davis 25, Butler 6; North Dakota St. 24, Towson 17; North Ala. 16, Virginia Union 14; Central St. 24, Texas St. 16. **Semifinals:** North Dakota St. 26, UC Davis 17; Central St. 27, North Ala. 24. **Championship:** North Dakota St. 41, Central St. 21.

1984 First Round: North Dakota St. 31, UC Davis 23; Neb.-Omaha 28, Northwest Mo. St. 15; Troy 31, Central St. 21; Towson 31, Norfolk St. 21. **Semifinals:** North Dakota St. 25, Neb.-Omaha 14; Troy 45, Towson 3. **Championship:** Troy 18, North Dakota St. 17.

1985 First Round: North Dakota St. 31, UC Davis 12; South Dakota 13, Central St. 10 (2 ot); Bloomsburg 38, Hampton 28; North Ala. 14, Fort Valley St. 7. **Semifinals:** North Dakota St. 16, South Dakota 7; North Ala. 34, Bloomsburg 0. **Championship:** North Dakota St. 35, North Ala. 7.

1986 First Round: North Dakota St. 50, Ashland 0; Central St. 31, Towson 0; Troy 31, Virginia Union 7; South Dakota 26, UC Davis 23. **Semifinals:** North Dakota St. 35, Central St. 12; South Dakota 42, Troy 28. **Championship:** North Dakota St. 27, South Dakota 7.

1987 First Round: Portland St. 27, Minn. St. Mankato 21; Northern Mich. 23, Angelo St. 20 (ot); UCF 12, Indiana (Pa.) 10; Troy 45, Winston-Salem 14. **Semifinals:** Portland St. 13, Northern Mich. 7; Troy 31, UCF 10. **Championship:** Troy 31, Portland St. 17.

1988 First Round: North Dakota St. 49, Augustana (S.D.) 7; Millersville 27, Indiana (Pa.) 24; Sacramento St. 35, UC Davis 14; N.C. Central 31, Winston-Salem 16; Tex. A&M-Kingsville 39, Mississippi Col. 15; Tenn.-Martin

23, Butler 6; Portland St. 34, Bowie St. 17; Jacksonville St. 63, West Chester 24. **Quarterfinals:** North Dakota St. 36, Millersville 26; Sacramento St. 56, N.C. Central 7; Tex. A&M-Kingsville 34, Tenn.-Martin 0; Portland St. 20, Jacksonville St. 13. **Semifinals:** North Dakota St. 42, Sacramento St. 20; Portland St. 35, Tex. A&M-Kingsville 27. **Championship:** North Dakota St. 35, Portland St. 21.

1989 First Round: *Mississippi Col. 34, Tex. A&M-Kingsville 19; St. Cloud St. 27, Augustana (S.D.) 20; Portland St. 56, West Chester 50 (3 ot); Indiana (Pa.) 34, Grand Valley St. 24; Pittsburg St. 28, Northwest Mo. St. 7; Angelo St. 28, UC Davis 23; North Dakota St. 45, Edinboro 32; Jacksonville St. 33, Alabama A&M 9. **Quarterfinals:** *Mississippi Col. 55, St. Cloud St. 24; Indiana (Pa.) 17, Portland St. 0; Angelo St. 24, Pittsburg St. 21; Jacksonville St. 21, North Dakota St. 17. **Semifinals:** *Mississippi Col. 26, Indiana (Pa.) 14; Jacksonville St. 34, Angelo St. 16. **Championship:** *Mississippi Col. 3, Jacksonville St. 0.

**Mississippi College's participation vacated.*

1990 First Round: *Mississippi Col. 70, Wofford 19; Jacksonville St. 38, North Ala. 14; Indiana (Pa.) 48, Winston-Salem 0; Edinboro 38, Virginia Union 14; North Dakota St. 17, Northern Colo. 7; Cal Poly 14, Cal St. Northridge 7; Pittsburg St. 59, Truman 3; Tex. A&M-Commerce 20, Grand Valley St. 14. **Quarterfinals:** *Mississippi Col. 14, Jacksonville St. 7; Indiana (Pa.) 14, Edinboro 7; North Dakota St. 47, Cal Poly 0; Pittsburg St. 60, Tex. A&M-Commerce 28. **Semifinals:** Indiana (Pa.) 27, *Mississippi Col. 8; North Dakota St. 39, Pittsburg St. 29. **Championship:** North Dakota St. 51, Indiana (Pa.) 11.

**Mississippi College's participation vacated.*

1991 First Round: Pittsburg St. 26, Butler 16; Tex. A&M-Commerce 36, Grand Valley St. 15; Portland St. 28, Northern Colo. 24; Minn. St. Mankato 27, North Dakota St. 7; Jacksonville St. 49, Winston-Salem 21; Mississippi Col. 28, Wofford 15; Indiana (Pa.) 56, Virginia Union 7; Shippensburg 34, East Stroudsburg 33 (ot). **Quarterfinals:** Pittsburg St. 38, Tex. A&M-Commerce 28; Portland St. 37, Minn. St. Mankato 27; Jacksonville St. 35, Mississippi Col. 7; Indiana (Pa.) 52, Shippensburg 7. **Semifinals:** Pittsburg St. 53, Portland St. 21; Jacksonville St. 27, Indiana (Pa.) 20. **Championship:** Pittsburg St. 23, Jacksonville St. 6.

1992 First Round: Ferris St. 19, Edinboro 15; New Haven 38, West Chester 26; Jacksonville St. 41, Savannah St. 16; North Ala. 33, Hampton 21; Tex. A&M-Kingsville 22, Western St. 13; Portland St. 42, UC Davis 28; Pittsburg St. 26, North Dakota 21; North Dakota St. 42, Truman 7. **Quarterfinals:** New Haven 35, Ferris St. 13; Jacksonville St. 14, North Ala. 12; Portland St. 35, Tex. A&M-Kingsville 30; Pittsburg St. 38, North Dakota St. 37 (ot). **Semifinals:** Jacksonville St. 46, New Haven 35; Pittsburg St. 41, Portland St. 38. **Championship:** Jacksonville St. 17, Pittsburg St. 13.

1993 First Round: North Ala. 38, Carson-Newman 28; Hampton 33, Albany St. (Ga.) 7; Tex. A&M-Kingsville 50, Portland St. 15; UC Davis 37, Fort Hays St. 34; Minn. St. Mankato 34, Mo. Southern St. 13; North Dakota 17, Pittsburg St. 14; New Haven 48, Edinboro 28; Indiana (Pa.) 28, Ferris St. 21. **Quarterfinals:** North Ala. 45, Hampton 20; Tex. A&M-Kingsville 51, UC Davis 28; North Dakota 54, Minn. St. Mankato 21; Indiana (Pa.) 38, New Haven 35. **Semifinals:** North Ala. 27, Tex. A&M-Kingsville 25; Indiana (Pa.) 21, North Dakota 6. **Championship:** North Ala. 41, Indiana (Pa.) 34.

1994 First Round: Ferris St. 43, West Chester 40; Indiana (Pa.) 35, Grand Valley St. 27; Tex. A&M-Kingsville 43, Western St. 7; Portland St. 29, Angelo St. 0; North Dakota St. 18, Pittsburg St. 12 (3 ot); North Dakota 18, Truman 6; North Ala. 17, Carson-Newman 13; Valdosta St. 14, Albany St. (Ga.) 7. **Quarterfinals:** Indiana (Pa.) 21, Ferris St. 17; Tex. A&M-Kingsville 21, Portland St. 16; North Dakota 14, North Dakota St. 7; North Ala. 27, Valdosta St. 24 (2 ot). **Semifinals:** Tex. A&M-Kingsville 46, Indiana (Pa.) 20; North Ala. 35, North Dakota 7. **Championship:** North Ala. 16, Tex. A&M-Kingsville 10.

1995 First Round: Ferris St. 36, Millersville 26; New Haven 27, Edinboro 12; North Ala. 38, Albany St. (Ga.) 28; Carson-Newman 37, West Ga. 26; Pittsburg St. 36, Northern Colo. 17; North Dakota St. 41, North Dakota 10; Tex. A&M-Kingsville 59, Fort Hays St. 28; Portland St. 56, Tex. A&M-Commerce 35. **Quarterfinals:** Ferris St. 17, New Haven 9; North Ala. 28, Carson-Newman 7; Pittsburg St. 9, North Dakota St. 7; Tex. A&M-Kingsville 30, Portland St. 3. **Semifinals:** North Ala. 45, Ferris St. 7; Pittsburg St. 28, Tex. A&M-Kingsville 25 (ot). **Championship:** North Ala. 27, Pittsburg St. 7.

1996 First Round: Clarion 42, Bloomsburg 29; Ferris St. 24, Indiana (Pa.) 23; Northern Colo. 24, Pittsburg St.

21; Northwest Mo. St. 22, Neb.-Omaha 21; Valdosta St. 38, Albany St. (Ga.) 28; Carson-Newman 41, West Ga. 7; Central Okla. 23, Chadron St. 21; UC Davis 17, *Tex. A&M-Kingsville 14. **Quarterfinals:** Clarion 23, Ferris St. 21; Northern Colo. 27, Northwest Mo. St. 26; Carson-Newman 24, Valdosta St. 19; UC Davis 26, Central Okla. 7. **Semifinals:** Northern Colo. 19, Clarion 18; Carson-Newman 29, UC Davis 26. **Championship:** Northern Colo. 23, Carson-Newman 14.

**Tex. A&M-Kingsville's participation vacated.*

1997 First Round: UC Davis 37, *Tex. A&M-Kingsville 34; Angelo St. 46, Western St. 12; New Haven 47, Glennville St. 7; Slippery Rock 30, Ashland 20; Northwest Mo. St. 39, North Dakota St. 28; Northern Colo. 24, Pittsburg St. 16; Carson-Newman 21, North Ala. 7; Albany St. (Ga.) 10, Southern Ark. 6. **Quarterfinals:** UC Davis 50, Angelo St. 33; New Haven 49, Slippery Rock 21; Northern Colo. 35, Northwest Mo. St. 19; Carson-Newman 23, Albany St. (Ga.) 22. **Semifinals:** New Haven 27, UC Davis 25; Northern Colo. 30, Carson-Newman 29. **Championship:** Northern Colo. 51, New Haven 0.

**Tex. A&M-Kingsville's participation vacated.*

1998 First Round: Carson-Newman 30, West Ga. 20; Fort Valley St. 21, Delta St. 14; Slippery Rock 37, Grand Valley St. 14; Shepherd 9, Indiana (Pa.) 6; Northwest Mo. St. 28, Neb.-Omaha 14; Northern Colo. 52, North Dakota 24; Central Okla. 21, Chadron St. 19; *Tex. A&M-Kingsville 54, UC Davis 21. **Quarterfinals:** Carson-Newman 38, Fort Valley St. 31 (ot); Slippery Rock 31, Shepherd 20; Northwest Mo. St. 42, Northern Colo. 17; *Tex. A&M-Kingsville 24, Central Okla. 21 (ot). **Semifinals:** Carson-Newman 47, Slippery Rock 21; Northwest Mo. St. 49, *Tex. A&M-Kingsville 34. **Championship:** Northwest Mo. St. 24, Carson-Newman 6.

**Tex. A&M-Kingsville's participation vacated.*

1999 First Round: Carson-Newman 40, Arkansas Tech 28; Catawba 48, Fort Valley St. 17; UC Davis 33, Central Okla. 17; Northeastern St. 27, Western Wash. 24 (ot); Indiana (Pa.) 27, Slippery Rock 20 (ot); Millersville 21, Shepherd 14; Northern Colo. 34, Pittsburg St. 31; Northwest Mo. St. 20, North Dakota 13 (ot). **Quarterfinals:** Carson-Newman 28, Catawba 25; Northeastern St. 19, UC Davis 14; Indiana (Pa.) 26, Millersville 21; Northwest Mo. St. 41, Northern Colo. 35. **Semifinals:** Carson-Newman 42, Northeastern St. 7; Northwest Mo. St. 20, Indiana (Pa.) 12. **Championship:** Northwest Mo. St. 58, Carson-Newman 52 (4 ot).

2000 First Round: North Dakota St., 31, Northwest Mo. St. 17; Neb.-Omaha 14, Pittsburg St. 3; Catawba 28, West Ga. 24; Delta St. 49, Valdosta St. 12; Northwood 28, Indiana (Pa.) 0; Bloomsburg 46, Saginaw Valley 32; UC Davis 48, Chadron St. 10; Mesa St. 40, Northeastern St. 21. **Quarterfinals:** North Dakota St. 43, Neb.-Omaha 21; Delta St. 20, Catawba 14; Bloomsburg 38, Northwood 14; UC Davis 62, Mesa St. 18. **Semifinals:** Delta St. 34, North Dakota St. 16; Bloomsburg 58, UC Davis 48. **Championship:** Delta St. 63, Bloomsburg 34.

2001 First Round: North Dakota 42, Winona St. 28; Pittsburg St. 20, Neb.-Omaha 7; Tarleton St. 28, Chadron St. 24; UC Davis 37, Tex. A&M-Kingsville 32; Valdosta St. 40, Fort Valley St. 24; Catawba 35, Central Ark. 34; Grand Valley St. 42, Bloomsburg 14; Saginaw Valley 33, Indiana (Pa.) 32. **Quarterfinals:** North Dakota 38, Pittsburg St. 0; UC Davis 42, Tarleton St. 25; Catawba 37, Valdosta St. 34 (ot); Grand Valley St. 33, Saginaw Valley 30. **Semifinals:** North Dakota 14, UC Davis 2; Grand Valley St. 34, Catawba 16. **Championship:** North Dakota 17, Grand Valley St. 14.

2002 First Round: Valdosta St. 24, Catawba 7; Carson-Newman 40, Fayetteville St. 27; UC Davis 24, Central Wash. 6; Tex. A&M-Kingsville 58, Neb.-Kearney 40; Grand Valley St. 62, C.W. Post 13; Indiana (Pa.) 27, Saginaw Valley 23; Northwest Mo. St. 45, Minn. Duluth 41; Northern Colo. 49, Central Mo. St. 28. **Quarterfinals:** Valdosta St. 31, Carson-Newman 28; Tex. A&M-Kingsville 27, UC Davis 20 (ot); Grand Valley St. 62, Indiana (Pa.) 21; Northern Colo. 23, Northwest Mo. St. 12. **Semifinals:** Valdosta St. 21, Tex. A&M-Kingsville 12; Grand Valley St. 44, Northern Colo. 7. **Championship:** Grand Valley St. 31, Valdosta St. 24.

2003 First Round: North Dakota 24, Pittsburg St. 14; Winona St. 10, Emporia St. 3; North Ala. 48, Southern Ark. 24; Carson-Newman 35, Valdosta St. 29; Saginaw Valley 33, Edinboro 9; Grand Valley St. 65,

Bentley 36; Central Okla. 20, Mesa St. 15; Tex. A&M-Kingsville 34, Tarleton St. 10. **Quarterfinals:** North Dakota 36, Winona St. 29; North Ala. 41, Carson-Newman 9; Grand Valley St. 10, Saginaw Valley 3; Tex. A&M-Kingsville 49, Central Okla. 6. **Semifinals:** North Dakota 29, North Ala. 22; Grand Valley St. 31, Tex. A&M-Kingsville 3. **Championship:** Grand Valley St. 10, North Dakota 3.

2004 First Round: North Dakota 20, St. Cloud St. 17 (2 ot); Grand Valley St. 16, Winona St. 13; Colorado Mines 52, Midwestern St. 33; Tex. A&M-Kingsville 40, Southeastern Okla. 30; West Chester 35, C.W. Post 3; Edinboro 47, Bentley 44; Arkansas Tech 24, Catawba 20; Carson-Newman 35, Fayetteville St. 14. **Second Round:** North Dakota 20, Michigan Tech 3; Grand

Valley St. 10, Northwood 7; Pittsburg St. 70, Colorado Mines 35; Northwest Mo. St. 34, Tex. A&M-Kingsville 14; West Chester 33, Shippensburg 28; East Stroudsburg 36, Edinboro 32; Albany St. (Ga.) 42, Arkansas Tech 24; Valdosta St. 38, Carson-Newman 12. **Quarterfinals:** North Dakota 19, Grand Valley St. 15; Pittsburg St. 50, Northwest Mo. St. 36; West Chester 48, East Stroudsburg 38; Valdosta St. 38, Albany St. (Ga.) 24. **Semifinals:** Pittsburg St. 31, North Dakota 19; Valdosta St. 45, West Chester 21. **Championship:** Valdosta St. 36, Pittsburg St. 31.

2005 First Round: Central Ark. 28, Albany St. (Ga.) 20; North Ala. 40, Valdosta St. 13; Pittsburg St. 49, Neb.-Kearney 20; Northwest Mo. St. 45, Angelo St. 14; C.W. Post 24, West Chester 20; East Stroudsburg

55, Southern Conn. St. 33; North Dakota 23, Minn. Duluth 12; Saginaw Valley 31, Northwood 16. **Second Round:** Central Ark. 52, Presbyterian 28; North Ala. 24, N.C. Central 21; Pittsburg St. 41, West Tex. A&M 3; Northwest Mo. St. 42, Washburn 32; C.W. Post 28, Shepherd 21; East Stroudsburg 52, Bloomsburg 39; Grand Valley St. 17, North Dakota 3; Saginaw Valley 24, Neb.-Omaha 21. **Quarterfinals:** North Ala. 41, Central Ark. 38 (ot); Northwest Mo. St. 21, Pittsburg St. 10; East Stroudsburg 55, C.W. Post 28; Grand Valley St. 24, Saginaw Valley 17. **Semifinals:** Northwest Mo. St. 25, North Ala. 24; Grand Valley St. 55, East Stroudsburg 20. **Championship:** Grand Valley St. 21, Northwest Mo. St. 17.



Andres Alonzo/NCAA Photos

Mount Union's Eric Safran celebrates with the Division III championship trophy after the Purple Raiders defeated Wisconsin-Whitewater, 35-28.

Division III Championship

2005 Title Game Summary

Mount Union Maintains Tab as Sure Thing: Mount Union's football team isn't as automatic as the certainties of death and taxes, but the Purple Raiders are pretty close to a sure thing when it comes to the Amos Alonzo Stagg Bowl.

Fueled by the legs of tailback Nate Kmic and the arm of quarterback Mike Jorris, the Purple Raiders captured their eighth Division III championship in the last 13 years with a 35-28 victory over Wisconsin-Whitewater in Salem, Virginia, December 17.

Kmic rushed for 185 yards and three touchdowns, including a Stagg Bowl record-tying 95-yard score in the third quarter, to help Mount Union take control of the game.

Kmic's long-distance touchdown came on the heels of the Mount Union defense stopping the Warhawks at the 3-yard line in a goal-line stand.

On second-and-8, Kmic took a handoff and sprinted to the end zone to give the Purple Raiders a 21-7 lead with 8:35 remaining in the third quarter.

"That was the turning point of the game," said Wisconsin-Whitewater coach Bob Berezowitz. "It was a big defensive stand for them. And then, they hurt us both ways when Kmic cut back, and we over-pursued on the long touchdown run."

The 95-yard score tied Mount Union's Chuck Moore, who covered the same distance during the 2001 Stagg Bowl.

Kmic added touchdowns of two and 15 yards to help put the game out of reach.

"The last few weeks have been amazing," Kmic said. "It really hasn't hit me yet. I'm just grateful for the opportunity and thankful that I was behind this offensive line. They really opened up some holes — especially in the second half."

Jorris and wide receiver Pierre Garcon hurt Wisconsin-Whitewater through the air in the first half. The duo combined for scoring passes of 63 and 12 yards to help Mount Union take a 14-7 lead at halftime.

Though Garcon, a sophomore, is a newcomer to the Mount Union program, he quickly understood the expectations.

"I learned that this is one big family with all the guys looking out for each other," said Garcon, who had seven receptions for 107 yards. "The guys are up at three in the morning tutoring other players and studying. I just tried to fit in. It's been a great year."

Jorris finished 20-of-28 for 246 yards. His two scoring strikes helped Mount Union overcome an early deficit after Wisconsin-Whitewater's Justin Beaver scored the first touchdown of the game on a two-yard run.

Beaver ended the game with 125 yards, which raised his Division III record total to 2,420 for the season. He broke the old mark of 2,385, set in 1996 by Dante Brown of Marietta.

Wisconsin-Whitewater defeated the past two Division III champions [Linfield, 2004, and St. John's (Minnesota), 2003] en route to the championship game. The Warhawks scored 21 points in the fourth quarter, the last of which came on a one-yard run by quarterback Justin Jacobs with two seconds remaining.

"I'm very proud of our football team," Berezowitz said. "They never quit, all the way to the end."

Mount Union saw its 110-game regular-season winning streak end October 22 with a 21-14 loss to Ohio Northern. That defeat motivated the Purple Raiders more than hurting their confidence.

"Our job as coaches is to get everything out of the team," said Purple Raiders coach Larry Kehres. "We struggled in the middle of the season when (Garcon) was out. We then pulled together and fixed what was wrong after our loss. This team maxed out in terms of potential and played its best game against the best opponent we've faced all year."

SALEM STADIUM, SALEM, VIRGINIA; DECEMBER 17

(Note: The time listed at the beginning of each scoring play is the time remaining in the quarter. Listed after the scoring play or conversion are the number of plays, yards and time elapsed on the scoring drive.)

Score by Quarters	1	2	3	4	Final
Mount Union (Record: 14-1)	7	7	14	7	35
Wis.-Whitewater (Record: 14-1)	7	0	0	21	28

FIRST QUARTER

- 9:54 Wis.-Whitewater—Justin Beaver 2 yd run (Mike Chaulk kick), 5-42 1:51, Mount Union 0 – Wis.-Whitewater 7
- 6:32 Mount Union—Pierre Garcon 63 yd pass from Mike Jorris (Mike Zimmerman kick), 4-80 1:10, Mount Union 7 – Wis.-Whitewater 7

SECOND QUARTER

- 6:32 Mount Union—Garcon 12 yd pass from Jorris (Zimmerman kick), 8-58 3:08, Mount Union 14 – Wis.-Whitewater 7

THIRD QUARTER

- 8:35 Mount Union—Nate Kmic 95 yd run (Zimmerman kick), 2-97 1:12, Mount Union 21 – Wis.-Whitewater 7
- 2:08 Mount Union—Kmic 15 yd run (Zimmerman kick), 10-80 4:28, Mount Union 28 – Wis.-Whitewater 7

FOURTH QUARTER

- 12:22 Wis.-Whitewater—Jim Leszczynski 23 yd pass from Justin Jacobs (Chaulk kick), 6-86 2:24, Mount Union 28 – Wis.-Whitewater 14
- 8:37 Wis.-Whitewater—Pete Schmitt 15 yd pass from Jacobs (Chaulk kick), 9-61 2:30, Mount Union 28 – Wis.-Whitewater 21
- 2:50 Mount Union—Kmic 15 yd run (Zimmerman kick), 12-71 5:39, Mount Union 35 – Wis.-Whitewater 21
- 0:02 Wis.-Whitewater—Jacobs 1 yd run (Chaulk kick), 15-80 2:48, Mount Union 35 – Wis.-Whitewater 28

	Mount Union	Wis.-Whitewater
FIRST DOWNS	19	31
RUSHES-YARDS (NET)	35-193	39-128
PASSING YDS (NET)	246	310
Passes Att-Comp-Int	28-20-1	47-22-1
TOTAL OFFENSE PLAYS-YARDS	63-439	86-438
Fumble Returns-Yards	0-0	0-0
Punt Returns-Yards	0-0	3-11
Kickoff Returns-Yards	4-71	5-92
Interception Returns-Yards	1-18	1-32
Punts (Number-Avg)	5-32.2	4-33.2
Fumbles-Lost	0-0	0-0
Penalties-Yards	12-77	4-50
Possession Time	29:21	30:39
Third-Down Conversions	5 of 11	5 of 15
Fourth-Down Conversions	0 of 0	2 of 4
Red-Zone Scores-Chances	3-3	3-5
Sacks By: Number-Yards	3-17	1-8

INDIVIDUAL STATISTICS

Rushing—Mount Union: Kmic 28-185; Garcon 1-9; Jorris 4-6; Team 1-minus 2; Scott Casto 1-minus 5. Wis.-Whitewater: Beaver 30-125; Neil Mrkvicka 1-3; Leszczynski 1-3; Jacobs 7-minus 3.

Passing—Mount Union: Jorris 20-28-1-246. Wis.-Whitewater: Jacobs 22-47-1-310.

Receiving—Mount Union: Garcon 7-107; Kmic 7-61; Scott Campbell 3-40; Brandon Boehm 2-29; Casto 1-9. Wis.-Whitewater: Derek Stanley 7-99; Leszczynski 5-93; Pete Schmitt 4-65; Travis Reuland 3-36; Lance Douglas 2-5; Mrkvicka 1-12.

Sacks (UA-A)—Mount Union: Greg Brauer 2-0; Jesse Wells 1-0. Wis.-Whitewater: Ryan Kleppe 1-0.

Tackles (UA-A)—Mount Union: Matt Kostelnik 7-4; Nick Barren 2-7; Robert McDavid 5-3; Cameron Rose 6-1; Brauer 4-3; Mike Gibbons 3-4; Wells 6-0; Ross Watson

5-1; Justen Stickley 2-3; Matt Rees 2-2; Anthony Ursetti 1-2; Buddy Wolf 1-1; Chris Kappas 0-2; Chas Yoder 1-0; Tony DeRiggi 1-0; Mike Zimmerman 1-0; Mike Manuchia 0-1; Anthony Antonucci 0-1; Jason Lewis 0-1. Wis.-Whitewater: Robb Widuch 8-3; A.J. Raebel 4-3; Collin Price 5-1; Ryan Ogrizovich 3-2; Kyle Johnson 3-1; Eric Kosterman 1-3; Derek Brown 2-1; Jace Rindahl 2-1; Kleppe 2-1; Alex Thompson 1-2; Andy Murray 2-0; Joshua Jackson 1-0; Brent Allen 1-0; Vic Wipperfurth 1-0; Matt Blaziewski 0-1; Nic Romeo 0-1.

Interceptions—Mount Union: Rose 1-18. Wis.-Whitewater: Steve Wegner 1-32.

Fumbles—Mount Union: None. Wis.-Whitewater-None.

Stadium: Salem Stadium **Attendance:** 4,619

Kickoff time: 1:06 p.m. **End of Game:** 4:34 p.m. **Total elapsed time:** 3:28

Officials—Referee: Tom Essenberg; Umpire: Bob Holcomb; Linesman: Ed Steenbergen; Line Judge: Tim Schramm; Field Judge: S. Hendrickson; Side Judge: Jeff Stille; Scorer: Dave Walters.

Temperature: 40 **Wind:** light, calm **Weather:** overcast

Division III All-Time Championship Results

Year	Champion	Coach	Score	Runner-Up	Site
1973	Wittenberg	Dave Maurer	41-0	Juniata	Phenix City, Ala.
1974	Central (Iowa)	Ron Schipper	10-8	Ithaca	Phenix City, Ala.
1975	Wittenberg	Dave Maurer	28-0	Ithaca	Phenix City, Ala.
1976	St. John's (Minn.)	John Gagliardi	31-28	Towson	Phenix City, Ala.
1977	Widener	Bill Manlove	39-36	Wabash	Phenix City, Ala.
1978	Baldwin-Wallace	Lee Tressel	24-10	Wittenberg	Phenix City, Ala.
1979	Ithaca	Jim Butterfield	14-10	Wittenberg	Phenix City, Ala.
1980	Dayton	Rick Carter	63-0	Ithaca	Phenix City, Ala.
1981	Widener	Bill Manlove	17-10	Dayton	Phenix City, Ala.
1982	West Ga.	Bobby Pate	14-0	Augustana (Ill.)	Phenix City, Ala.
1983	Augustana (Ill.)	Bob Reade	21-17	Union (N.Y.)	Kings Island, Ohio
1984	Augustana (Ill.)	Bob Reade	21-12	Central (Iowa)	Kings Island, Ohio
1985	Augustana (Ill.)	Bob Reade	20-7	Ithaca	Phenix City, Ala.
1986	Augustana (Ill.)	Bob Reade	31-3	Salisbury	Phenix City, Ala.
1987	Wagner	Walt Hameline	19-3	Dayton	Phenix City, Ala.
1988	Ithaca	Jim Butterfield	39-24	Central (Iowa)	Phenix City, Ala.
1989	Dayton	Mike Kelly	17-7	Union (N.Y.)	Phenix City, Ala.
1990	Allegheny	Ken O'Keefe	21-14 (ot)	Lycoming	Bradenton, Fla.
1991	Ithaca	Jim Butterfield	34-20	Dayton	Bradenton, Fla.
1992	Wis.-La Crosse	Roger Harring	16-12	Wash. & Jeff.	Bradenton, Fla.
1993	Mount Union	Larry Kehres	34-24	Rowan	Salem, Va.
1994	Albion	Pete Schmidt	38-15	Wash. & Jeff.	Salem, Va.
1995	Wis.-La Crosse	Roger Harring	36-7	Rowan	Salem, Va.
1996	Mount Union	Larry Kehres	56-24	Rowan	Salem, Va.
1997	Mount Union	Larry Kehres	61-12	Lycoming	Salem, Va.
1998	Mount Union	Larry Kehres	44-24	Rowan	Salem, Va.
1999	Pacific Lutheran	Frosty Westering	42-13	Rowan	Salem, Va.
2000	Mount Union	Larry Kehres	10-7	St. John's (Minn.)	Salem, Va.
2001	Mount Union	Larry Kehres	30-27	Bridgewater (Va.)	Salem, Va.
2002	Mount Union	Larry Kehres	48-7	Trinity (Tex.)	Salem, Va.
2003	St. John's (Minn.)	John Gagliardi	24-6	Mount Union	Salem, Va.
2004	Linfield	Jay Locey	28-21	Mary Hardin-Baylor	Salem, Va.
2005	Mount Union	Larry Kehres	35-28	Wis.-Whitewater	Salem, Va.

Regional Championship Results

(Before Division III Championship)

Year	Champion	Coach	Score	Runner-Up	Site
EAST (KNUTE ROCKNE BOWL)					
1969	Randolph-Macon	Ted Keller	47-28	Bridgeport	Bridgeport, Conn.
1970	Montclair St.	Clary Anderson	7-6	Hampden-Sydney	Atlantic City, N.J.
1971	Bridgeport	Ed Farrell	17-12	Hampden-Sydney	Atlantic City, N.J.
1972	Bridgeport	Ed Farrell	27-22	Slippery Rock	Atlantic City, N.J.
WEST (AMOS ALONZO STAGG BOWL)					
1969	Wittenberg	Dave Maurer	27-21	William Jewell	Springfield, Ohio
1970	Capital	Gene Slaughter	34-21	Luther	Columbus, Ohio
1971	Samford*		20-10	Ohio Wesleyan	Phenix City, Ala.
1972	Heidelberg	Pete Riesen	28-16	Fort Valley St.	Phenix City, Ala.

*Samford's participation in the Amos Alonzo Stagg Bowl vacated by the NCAA Committee on Infractions.

2005 Division III Championship Results

FIRST ROUND

Linfield 63, Occidental 21
Concordia-M'head 27, Coe 14
St. John's (Minn.) 62, Monmouth (Ill.) 3
Wis.-Whitewater 34, Central (Iowa) 14
Mary Hardin-Baylor 35, Trinity (Tex.) 6
Wesley 59, Ferrum 14
Bridgewater (Va.) 30, Wash. & Jeff. 21
Thiel 28, Johns Hopkins 3
Wabash 38, Albion 20
Capital 21, North Central (Ill.) 19
Augustana (Ill.) 49, Lakeland 22
Mount Union 49, Mt. St. Joseph 6
Delaware Valley 37, Curry 22
Hobart 23, Cortland St. 22
Rowan 42, Wilkes 3
Union (N.Y.) 55, Ithaca 41

SECOND ROUND

Linfield 28, Concordia-M'head 14
Wis.-Whitewater 34, St. John's (Minn.) 7
Wesley 46, Mary Hardin-Baylor 36
Bridgewater (Va.) 24, Thiel 13
Capital 14, Wabash 11
Mount Union 44, Augustana (Ill.) 7
Delaware Valley 21, Hobart 14
Rowan 28, Union (N.Y.) 24

QUARTERFINALS

Wis.-Whitewater 44, Linfield 41
Wesley 46, Bridgewater (Va.) 7
Mount Union 34, Capital 31
Rowan 27, Delaware Valley 21

SEMIFINALS

Wis.-Whitewater 58, Wesley 6
Mount Union 19, Rowan 7

CHAMPIONSHIP

Mount Union 35, Wis.-Whitewater 28

Individual Records

GAME

NET YARDS RUSHING

389—Ricky Gales, Simpson (35) vs. St. John's (Minn.) (42), 11-18-89.

RUSHES ATTEMPTED

56—Dante Washington, Carthage (31) vs. Alma (28), 11-20-2004.

TOUCHDOWNS BY RUSHING

5—Jeff Norman, St. John's (Minn.) (46) vs. Augustana (Ill.) (7), 11-20-76; Mike Coppa, Salisbury (44) vs. Ithaca (40), 12-6-86; Paul Parker, Ithaca (62) vs. Ferrum (28), 12-3-88; Kevin Hofacre, Dayton (35) vs. John Carroll (10), 11-18-89; Casey Donaldson, Wittenberg (32) vs. Hanover (21), 11-25-2000; David Russell, Linfield (52) vs. Wartburg (15), 11-30-2002; Dan Pugh, Mount Union (57) vs. John Carroll (19), 12-14-2002; Tony Sutton, Wooster (41) vs. Aurora (34), 11-20-2004; Tom Arcidiacono, Union (N.Y.) (55) vs. Ithaca (41), 11-19-2005.

NET YARDS PASSING

584—Bill Borchert, Mount Union (52) vs. Hanover (18), 11-18-95.

PASSES ATTEMPTED

78—Brett Dietz, Hanover (32) vs. Baldwin-Wallace (54), 11-22-2003.

PASSES COMPLETED

46—Brett Dietz, Hanover (32) vs. Baldwin-Wallace (54), 11-22-2003.

PASSES HAD INTERCEPTED

7—Rick Steil, Dubuque (7) vs. Ithaca (27), 11-17-79; Brian Dawson, Wash. & Jeff. (42) vs. Bridgewater (Va.) (59), 11-18-2000.

TOUCHDOWN PASSES

8—Jim Ballard, Mount Union (56) vs. St. John's (Minn.) (8), 12-4-93.

COMPLETION PERCENTAGE

(Min. 10 Attempts)

.900—Robb Disbennett, Salisbury (16) vs. Carnegie Mellon (14), 11-19-83 (18 of 20).

NET YARDS RUSHING AND PASSING

595—Bill Borchert, Mount Union (52) vs. Hanover (18), 11-18-95 (11 rushing, 584 passing).

RUSHING AND PASSING PLAYS

84—Brett Dietz, Hanover (32) vs. Baldwin-Wallace (54), 11-22-2003 (6 rushing, 78 passing).

PUNTING AVERAGE

(Min. 3 Punts)

48.6—Phil Macken, Minn.-Morris (25) vs. Carnegie Mellon (31), 11-17-79 (7 for 340).

PUNTS

14—Tim Flynn, Gettysburg (14) vs. Lycoming (10), 11-23-85.

RECEPTIONS

17—Jeff Clay, Catholic (33) vs. Trinity (Tex.) (44), 11-22-97; Adam Marino, Mount Union (70) vs. Widener (30), 12-9-2000.

NET YARDS RECEIVING

265—Todd Zufra, Mount Union (52) vs. Hanover (18), 11-18-95 (16 catches).

TOUCHDOWN RECEPTIONS

4—Kirk Liesimer, Ill. Wesleyan (27) vs. Mount Union (49), 11-28-92; Rob Atwood, Mount Union (56) vs. St. John's (Minn.) (8), 12-4-93; Mike Coleman, Widener (61) vs. Springfield (27), 12-2-2000; Casey Allen, Linfield (56) vs. Occidental (27), 12-4-2004; Casey Allen, Linfield (63) vs. Occidental (21), 11-19-2005; Larry Beavers, Wesley (46) vs. Mary Hardin-Baylor (36), 11-26-2005.

INTERCEPTIONS

3—John Bertino, Ithaca (27) vs. Dubuque (7), 11-17-79; Troy Westerman, Augustana (Ill.) (23) vs. Union (N.Y.) (6), 11-24-84; Mike Gray, Augustana (Ill.) (23) vs. Union (N.Y.) (6), 11-24-84; Rich Samuelson, Union (N.Y.) (17) vs. Ithaca (24) (ot), 11-22-86; Mike Gray, Augustana (Ill.) (31) vs. Salisbury (3), 12-13-86; Tom Knapp, Ithaca (39) vs. Central (Iowa) (24), 12-10-88; Bill Luetze, Rowan (37) vs. Wm. Paterson (0), 11-27-93; David Lefere, Albion (19) vs. St. John's (Minn.) (16), 12-3-94; Arnell Palmer, Rowan (28) vs. Wash. & Jeff. (15), 12-2-95; Logan Ramirez, Trinity (Tex.) (40) vs. Hardin-Simmons (33), 12-4-99; Jeff Thomas, Redlands (24) vs. St. John's (Minn.) (31), 11-23-2002.

YARDS GAINED ON INTERCEPTION RETURNS

158—Beau LaBore, St. John's (Minn.) (23) vs. Wis.-Stevens Point (10), 11-20-99 (2 interceptions).

PASS SACKS

7.5—Kevin McNamara, St. John's (Minn.) (62) vs. Monmouth (Ill.) (3), 11-19-2005.

YARDS GAINED ON PUNT RETURNS

159—Blake Elliott, St. John's (Minn.) (9) vs. Wis.-Stevens Point (7), 11-24-2001 (3 returns).

YARDS GAINED ON KICKOFF RETURNS

197—Jeremy Uneril, Wis.-La Crosse (17) vs. Central (Iowa) (38), 11-20-99 (7 returns).

POINTS

36—Mike Coppa, Salisbury (44) vs. Ithaca (40), 12-6-86.

TOUCHDOWNS

6—Mike Coppa, Salisbury (44) vs. Ithaca (40), 12-6-86.

EXTRA POINTS

10—Rodney Chenos, Mount Union (70) vs. Widener (30), 12-9-2000.

TOURNAMENT

NET YARDS RUSHING

1,040—Nate Kmic, Mount Union, 2005 (157 vs. Mt. St. Joseph, 361 vs. Augustana [Ill.], 177 vs. Capital, 160 vs. Rowan, 185 vs. Wis.-Whitewater).

RUSHES ATTEMPTED

176—Nate Kmic, Mount Union, 2005 (25 vs. Mt. St. Joseph, 37 vs. Augustana [Ill.], 38 vs. Capital, 48 vs. Rowan, 28 vs. Wis.-Whitewater).

NET YARDS PASSING

1,439—Brett Elliott, Linfield, 2005 (525 vs. Occidental, 386 vs. Concordia-M'head, 528 vs. Wis.-Whitewater).

PASSES ATTEMPTED

177—Dan Cole, Rensselaer, 2003 (44 vs. Curry, 44 vs. Springfield, 43 vs. Ithaca, 46 vs. St. John's [Minn.]).

PASSES COMPLETED

109—Brett Elliott, Linfield, 2005 (31 vs. Occidental, 31 vs. Concordia-M'head, 47 vs. Wis.-Whitewater).

PASSES HAD INTERCEPTED

9—Rollie Wiebers, Buena Vista, 1976 (4 vs. Carroll [Wis.], 5 vs. St. John's [Minn.]).

TOUCHDOWN PASSES

17—Jim Ballard, Mount Union, 1993 (5 vs. Allegheny, 1 vs. Albion, 8 vs. St. John's [Minn.], 3 vs. Rowan); Bill Borchert, Mount Union, 1996 (4 vs. Allegheny, 3 vs. Ill. Wesleyan, 3 vs. Wis.-La Crosse, 7 vs. Rowan); Brett Elliott, Linfield, 2004 (5 vs. Wis.-La Crosse, 7 vs. Occidental, 3 vs. Rowan, 2 vs. Mary Hardin-Baylor).

COMPLETION PERCENTAGE

(Min. 2 Games)

.741—Brett Elliott, Linfield, 2005, 109 of 147 (31-39 vs. Occidental, 31-41 vs. Concordia-M'head, 47-67 vs. Wis.-Whitewater).

RECEPTIONS

41—Blake Elliott, St. John's (Minn.), 2002 (9 vs. Redlands, 8 vs. Coe, 9 vs. Linfield, 15 vs. Trinity [Tex.]).

NET YARDS RECEIVING

599—Nick Ismailoff, Ithaca, 1991 (179 vs. Rowan, 122 vs. Union [N.Y.], 105 vs. Susquehanna, 193 vs. Dayton).

TOUCHDOWN RECEPTIONS

8—Mike Coleman, Widener, 2000 (2 vs. Union [N.Y.], 0 vs. Hobart, 4 vs. Springfield, 2 vs. Mount Union).

POINTS

92—Dan Pugh, Mount Union, 2002 (24 vs. Wheaton [Ill.], 12 vs. Wabash, 30 vs. John Carroll, 26 vs. Trinity [Tex.]).

TOUCHDOWNS

15—Dan Pugh, Mount Union, 2002 (4 vs. Wheaton [Ill.], 2 vs. Wabash, 5 vs. John Carroll, 4 vs. Trinity [Tex.]).

LONGEST PLAYS

RUSH

95—Chuck Moore, Mount Union (30) vs. Bridgewater (Va.) (27), 12-15-2001, TD; Nate Kmic, Mount Union (35) vs. Wis.-Whitewater (28), 12-17-2005, TD.

PASS (INCLUDING RUN)

99—Jeff Highfill to Brandon Copeland, Bridgewater (Va.) (7) vs. Wesley (46), 12-3-2005, TD.

FIELD GOAL

52—Rod Vesling, St. Lawrence (43) vs. Wagner (34), 11-20-82.

PUNT

79—Tom Hansen, Ithaca (3) vs. Wittenberg (6), 11-18-78.

PUNT RETURN

89—Blake Elliott, St. John's (Minn.) (9) vs. Wis.-Stevens Point (7), 11-24-2001, TD.

KICKOFF RETURN

100—Tom Deery, Widener (23) vs. Montclair St. (12), 11-30-81, TD.

INTERCEPTION RETURN

100—Jay Zunic, Ithaca (31) vs. Rowan (10), 11-23-91, TD; Seth Berghoff, Pacific Lutheran (41) vs. Bethel (Minn.) (13), 11-18-2000, TD; Mike Zauhar, St. John's (Minn.) (24) vs. Mount Union (6), 12-20-2003, TD; O.J. Gully, Linfield (52) vs. Wis.-La Crosse (14), 11-27-2004, TD; Jabrill Joseph, Rowan (42) vs. Wilkes (3), 11-19-2005, TD.

FUMBLE RETURN

97—Liam Stull, John Carroll (27) vs. Hobart (7), 11-23-2002, TD.

Team Records**GAME****FIRST DOWNS**

40—Mount Union (52) vs. Hanover (18), 11-18-95.

FIRST DOWNS BY RUSHING

30—Central (Iowa) (71) vs. Occidental (0), 12-7-85.

FIRST DOWNS BY PASSING

34—Mount Union (52) vs. Hanover (18), 11-18-95.

NET YARDS RUSHING

530—St. John's (Minn.) (46) vs. Augustana (Ill.) (7), 11-20-76.

RUSHES ATTEMPTED

83—Baldwin-Wallace (31) vs. Carnegie Mellon (6), 11-25-78; Augustana (Ill.) (33) vs. Mount Union (42), 11-27-99.

NET YARDS PASSING

614—Mount Union (52) vs. Hanover (18), 11-18-95.

PASSES ATTEMPTED

79—Hanover (32) vs. Baldwin-Wallace (54), 11-22-2003.

PASSES COMPLETED

47—Linfield (41) vs. Wis.-Whitewater (44), 12-3-2005.

PASSES HAD INTERCEPTED

9—Dubuque (7) vs. Ithaca (27), 11-17-79.

COMPLETION PERCENTAGE**(Min. 10 Attempts)**

.872—Wabash (38) vs. Albion (20), 11-19-2005 (34 of 39).

NET YARDS RUSHING AND PASSING

773—Mount Union (52) vs. Hanover (18), 11-18-95 (159 rushing, 614 passing).

RUSHING AND PASSING PLAYS

102—Delaware Valley (26) vs. St. John Fisher (20), 11-27-2004 (42 rushing, 60 passing).

PUNTING AVERAGE

48.6—Minn.-Morris (25) vs. Carnegie Mellon (31), 11-17-79 (7 for 340).

PUNTS

14—Gettysburg (14) vs. Lycoming (10), 11-23-85.

YARDS GAINED ON PUNT RETURNS

140—John Carroll (30) vs. Hanover (20), 11-22-97.

YARDS GAINED ON KICKOFF RETURNS

253—Ithaca (41) vs. Union (N.Y.) (55), 11-19-2005.

YARDS GAINED ON INTERCEPTION RETURNS

176—Augustana (Ill.) (14) vs. St. Lawrence (0), 11-27-82.

YARDS PENALIZED

166—Ferrum (49) vs. Moravian (28), 11-26-88.

FUMBLES LOST

7—St. John's (Minn.) (7) vs. Wis.-Whitewater (34), 11-26-2005.

POINTS

75—St. John's (Minn.) vs. Coe (2), 11-23-91.

TOURNAMENT**FIRST DOWNS**

118—Trinity (Tex.), 2002 (19 vs. Mary Hardin-Baylor, 33 vs. Wash. & Jeff., 28 vs. Bridgewater [Va.], 27 vs. St. John's [Minn.], 11 vs. Mount Union).

NET YARDS RUSHING

1,411—Mary Hardin-Baylor, 2004 (361 vs. Trinity [Tex.], 297 vs. Hardin-Simmons, 290 vs. Wash. & Jeff., 308 vs. Mount Union, 155 vs. Linfield).

NET YARDS PASSING

1,454—Linfield, 2005 (540 vs. Occidental, 386 vs. Concordia-M'head, 528 vs. Wis.-Whitewater).

NET YARDS RUSHING AND PASSING

2,470—Mount Union, 1997 (528 vs. Allegheny, 601 vs. John Carroll, 644 vs. Simpson, 697 vs. Lycoming).

PASSES ATTEMPTED

180—Rensselaer, 2003 (45 vs. Curry, 44 vs. Springfield, 44 vs. Ithaca, 47 vs. St. John's [Minn.]).

PASSES COMPLETED

111—Linfield, 2005 (33 vs. Occidental, 31 vs. Concordia-M'head, 47 vs. Wis.-Whitewater).

PASSES HAD INTERCEPTED

11—Hofstra, 1990 (5 vs. Cortland St., 3 vs. TCNJ, 3 vs. Lycoming).

PUNTS

35—St. John's (Minn.), 2000 (6 vs. Wis.-Stout, 4 vs. Pacific Lutheran, 10 vs. Central [Iowa], 6 vs. Hardin-Simmons, 9 vs. Mount Union).

YARDS PENALIZED

331—Wagner, 1987 (61 vs. Rochester, 80 vs. Fordham, 87 vs. Emory & Henry, 103 vs. Dayton).

FUMBLES LOST

10—Wittenberg, 1978 (4 vs. Ithaca, 2 vs. Minn.-Morris, 4 vs. Baldwin-Wallace); Rowan, 1995 (2 vs. Buffalo St., 4 vs. Union [N.Y.], 2 vs. Wash. & Jeff., 2 vs. Wis.-La Crosse).

POINTS

208—Mount Union, 1997 (34 vs. Allegheny, 59 vs. John Carroll, 54 vs. Simpson, 61 vs. Lycoming).

Championship Game Records**INDIVIDUAL****NET YARDS RUSHING**

273—Chuck Moore, Mount Union (30) vs. Bridgewater (Va.) (27), 2001 (34 rushes).

RUSHES ATTEMPTED

49—Dan Pugh, Mount Union (48) vs. Trinity (Tex.) (7), 2002 (253 yards).

TOUCHDOWNS BY RUSHING

4—Lloyd Ball, Wittenberg (41) vs. Juniata (0), 1973; Dan Pugh, Mount Union (48) vs. Trinity (Tex.) (7), 2002.

RUSHING AVERAGE**(Min. 10 Rushes)**

10.8—Jyi Peterson, Rowan (24) vs. Mount Union (56), 1996 (15 for 162).

NET YARDS PASSING

505—Bill Borchert, Mount Union (56) vs. Rowan (24), 1996 (26 of 38).

PASSES ATTEMPTED

47—David Harvey, Wabash (36) vs. Widener (39), 1977 (24 completions); Justin Jacobs, Wis.-Whitewater (28) vs. Mount Union (35), 2005 (22 completions).

PASSES COMPLETED

28—Jim Ballard, Mount Union (34) vs. Rowan (24), 1993 (45 attempts).

PASSES HAD INTERCEPTED

5—Dan Dullea, Towson (28) vs. St. John's (Minn.) (31), 1976.

TOUCHDOWN PASSES

7—Bill Borchert, Mount Union (56) vs. Rowan (24), 1996.

COMPLETION PERCENTAGE**(Min. 10 Attempts)**

.714—Mike Jorris, Mount Union (35) vs. Wis.-Whitewater (28), 2005 (20 of 28).

NET YARDS RUSHING AND PASSING

532—Bill Borchert, Mount Union (56) vs. Rowan (24), 1996 (27 rushing, 505 passing).

RUSHING AND PASSING PLAYS

56—David Harvey, Wabash (36) vs. Widener (39), 1977 (9 rushing, 47 passing).

PUNTS

9—By 6 players. Most recent: Charlie Carr, St. John's (Minn.) (7) vs. Mount Union (10), 2000.

PUNTING AVERAGE

46.4—Gary Stiler, Wittenberg (28) vs. Ithaca (0), 1975 (7 for 325).

RECEPTIONS

13—Taman Bryant, Rowan (13) vs. Pacific Lutheran (42), 1999 (141 yards).

NET RECEIVING YARDS

211—Kevin Knestrack, Mount Union (56) vs. Rowan (24), 1996 (7 receptions).

TOUCHDOWN RECEPTIONS

2—By 15 players. Most recent: Pierre Garcon, Mount Union (35) vs. Wis.-Whitewater (28), 2005.

INTERCEPTIONS

3—Mike Gray, Augustana (Ill.) (31) vs. Salisbury (3), 1986; Tom Knapp, Ithaca (39) vs. Central (Iowa) (24), 1988.

YARDS GAINED ON INTERCEPTION RETURNS

100—Mike Zauhar, St. John's (Minn.) (24) vs. Mount Union (6), 2003 (1 interception).

PUNT RETURNS

6—Steve Warrington, Widener (39) vs. Wabash (36), 1977.

YARDS GAINED ON PUNT RETURNS

79—Tom Deery, Widener (17) vs. Dayton (10), 1981 (2 returns).

PUNT RETURN AVERAGE**(Min. 3 Returns)**

25.7—Dan Pugh, Mount Union (30) vs. Bridgewater (Va.) (27), 2001 (3 for 77).

KICKOFF RETURNS

7—Terry Jarvie, Ithaca (0) vs. Dayton (63), 1980.

YARDS GAINED ON KICKOFF RETURNS

145—Terrick Grace, Rowan (24) vs. Mount Union (56), 1996 (5 returns).

KICKOFF RETURN AVERAGE**(Min. 2 Returns)**

31.5—Chuck Moore, Mount Union (30) vs. Bridgewater (Va.) (27), 2001 (2 for 63).

POINTS

26—Dan Pugh, Mount Union (48) vs. Trinity (Tex.) (7), 2002.

TOUCHDOWNS

4—Lloyd Ball, Wittenberg (41) vs. Juniata (0), 1973; Dan Pugh, Mount Union (48) vs. Trinity (Tex.) (7), 2002.

EXTRA POINTS

8—Bill Andrea, Mount Union (56) vs. Rowan (24), 1996 (8 attempted).

EXTRA POINTS ATTEMPTED

9—Bill Andrea, Mount Union (61) vs. Lycoming (12), 1997 (7 made).

FIELD GOALS

2—Frank Markowick, Ithaca (8) vs. Central (Iowa) (10), 1974; Matt Schulte, Central (Iowa) (12) vs. Augustana (Ill.) (21), 1984; Brad Burns, Dayton (20) vs. Ithaca (34), 1991.

FIELD GOALS ATTEMPTED

3—Frank Markowick, Ithaca (8) vs. Central (Iowa) (10), 1974 (2 made); Tim Robinson, Baldwin-Wallace (24) vs. Wittenberg (10), 1978 (1 made); Scott Goodwin, Union (N.Y.) (7) vs. Dayton (17), 1989 (0 made).

LONGEST PLAYS**RUSH**

95—Chuck Moore, Mount Union (30) vs. Bridgewater (Va.) (27), 2001, TD; Nate Kmic, Mount Union (35) vs. Wis.-Whitewater (28), 2005, TD.

PASS (INCLUDING RUN)

85—Craig Kusick to Jeremy Earp, Wis.-La Crosse (36) vs. Rowan (7), 1995, TD.

PUNT RETURN

76—Tom Deery, Widener (17) vs. Dayton (10), 1981, TD.

KICKOFF RETURN

84—Mike Scott, Ithaca (39) vs. Central (Iowa) (24), 1988, TD.

INTERCEPTION RETURN

100—Mike Zauhar, St. John's (Minn.) (24) vs. Mount Union (6), 2003, TD.

FIELD GOAL

47—Mike Pignatiello, Dayton (10) vs. Widener (17), 1981.

FIELD GOAL ATTEMPTED

48—Mike Street, Central (Iowa) (10) vs. Ithaca (8), 1974.

PUNT

77—Brad Burns, Dayton (20) vs. Ithaca (34), 1991.

TEAM

FIRST DOWNS

33—Mount Union (61) vs. Lycoming (12), 1997.

FIRST DOWNS, BOTH TEAMS

50—Mount Union (19) [35] vs. Wis.-Whitewater (31) [28], 2005.

FIRST DOWNS BY RUSHING

21—Augustana (Ill.) (31) vs. Salisbury (3), 1986.

FIRST DOWNS BY RUSHING, BOTH TEAMS

28—Augustana (Ill.) (21) [31] vs. Salisbury (7) [3], 1986.

FIRST DOWNS BY PASSING

20—Mount Union (56) vs. Rowan (24), 1996.

FIRST DOWNS BY PASSING, BOTH TEAMS

30—Mount Union (13) [35] vs. Wis.-Whitewater (17) [28], 2005.

FIRST DOWNS BY PENALTY

5—Wabash (36) vs. Widener (39), 1977; Wis.-Whitewater (28) vs. Mount Union (35), 2005.

FIRST DOWNS BY PENALTY, BOTH TEAMS

6—Mount Union (1) [35] vs. Wis.-Whitewater (5) [28], 2005.

NET YARDS RUSHING

408—Ithaca (39) vs. Central (Iowa) (24), 1988.

NET YARDS RUSHING, BOTH TEAMS

464—Ithaca (408) [39] vs. Central (Iowa) (56) [24], 1988.

RUSHES ATTEMPTED

75—Augustana (Ill.) (31) vs. Salisbury (3), 1986.

RUSHES ATTEMPTED, BOTH TEAMS

113—Dayton (70) [63] vs. Ithaca (43) [0], 1980.

TOUCHDOWNS BY RUSHING

8—Dayton (63) vs. Ithaca (0), 1980.

TOUCHDOWNS BY RUSHING, BOTH TEAMS

8—Dayton (8) [63] vs. Ithaca (0) [0], 1980.

FEWEST NET YARDS RUSHING ALLOWED

Minus 63—Pacific Lutheran (42) vs. Rowan (13), 1999.

NET YARDS PASSING

505—Mount Union (56) vs. Rowan (24), 1996 (26 of 38).

NET YARDS PASSING, BOTH TEAMS

662—Mount Union (505) [56] vs. Rowan (157) [24], 1996.

PASSES ATTEMPTED

48—Wabash (36) vs. Widener (39), 1977.

PASSES ATTEMPTED, BOTH TEAMS

77—Mount Union (45) [34] vs. Rowan (32) [24], 1993.

PASSES COMPLETED

28—Mount Union (34) vs. Rowan (24), 1993.

PASSES COMPLETED, BOTH TEAMS

48—Mount Union (28) [34] vs. Rowan (20) [24], 1993.

PASSES HAD INTERCEPTED

5—Towson (28) vs. St. John's (Minn.) (31), 1976.

PASSES HAD INTERCEPTED, BOTH TEAMS

6—Towson (5) [28] vs. St. John's (Minn.) (1) [31], 1976; Salisbury (4) [3] vs. Augustana (Ill.) (2) [31], 1986; Mount Union (3) [10] vs. St. John's (Minn.) (3) [7], 2000.

TOUCHDOWN PASSES

7—Mount Union (56) vs. Rowan (24), 1996.

TOUCHDOWN PASSES, BOTH TEAMS

8—Mount Union (7) [56] vs. Rowan (1) [24], 1996; Mount Union (6) [61] vs. Lycoming (2) [12], 1997.

COMPLETION PERCENTAGE

(Min. 10 Attempts)

.733—Ithaca (39) vs. Central (Iowa) (24), 1988 (11 of 15).

NET YARDS RUSHING AND PASSING

697—Mount Union (61) vs. Lycoming (12), 1997 (258 rushing, 439 passing).

NET YARDS RUSHING AND PASSING, BOTH TEAMS

1,105—Mount Union (682) [56] vs. Rowan (423) [24], 1996.

RUSHING AND PASSING PLAYS

91—Ithaca (34) vs. Dayton (20), 1991 (65 rushing, 26 passing).

RUSHING AND PASSING PLAYS, BOTH TEAMS

165—Widener (78) [39] vs. Wabash (87) [36], 1977.

PUNTING AVERAGE

47.8—Allegheny (21) vs. Lycoming (14) (ot), 1990 (5 for 239).

PUNTS

10—Lycoming (12) vs. Mount Union (61), 1997 (313 yards).

PUNT RETURN AVERAGE

39.5—Widener (17) vs. Dayton (10), 1981 (2 for 79).

YARDS GAINED ON PUNT RETURNS

104—Mount Union (30) vs. Bridgewater (Va.) (27), 2001 (4 returns).

PUNT RETURNS

7—Mount Union (10) vs. St. John's (Minn.) (7), 2000 (4 yards).

KICKOFF RETURN AVERAGE

31.7—Albion (38) vs. Wash. & Jeff. (15), 1994 (3 for 95).

YARDS GAINED ON KICKOFF RETURNS

213—Rowan (24) vs. Mount Union (56), 1996 (9 returns).

KICKOFF RETURNS

10—Ithaca (0) vs. Dayton (63), 1980 (159 yards).

YARDS GAINED ON INTERCEPTION RETURNS

134—St. John's (Minn.) (24) vs. Mount Union (6), 2003 (4 interceptions).

YARDS PENALIZED

113—Widener (39) vs. Wabash (36), 1977 (12 penalties).

YARDS PENALIZED, BOTH TEAMS

140—Widener (113) [39] vs. Wabash (27) [36], 1977 (15 penalties).

PENALTIES

12—Widener (39) vs. Wabash (36), 1977 (113 yards); Mount Union (35) vs. Wis.-Whitewater (28), 2005 (77 yards).

PENALTIES, BOTH TEAMS

16—Mount Union (12) [35] vs. Wis.-Whitewater (4) [28], 2005 (127 yards).

FUMBLES

6—Wittenberg (10) vs. Baldwin-Wallace (24), 1978 (4 lost); Dayton (10) vs. Widener (17), 1981 (3 lost); Widener (17) vs. Dayton (10), 1981 (2 lost).

FUMBLES, BOTH TEAMS

12—Dayton (6) [10] vs. Widener (6) [17], 1981 (5 lost).

FUMBLES LOST

4—Wittenberg (10) vs. Baldwin-Wallace (24), 1978 (6 fumbles); Wittenberg (10) vs. Ithaca (14), 1979 (4 fumbles).

FUMBLES LOST, BOTH TEAMS

5—Wittenberg (4) [10] vs. Ithaca (1) [14], 1979 (6 fumbles); Dayton (3) [10] vs. Widener (2) [17], 1981 (12 fumbles).

POINTS

63—Dayton vs. Ithaca (0), 1980.

POINTS, BOTH TEAMS

80—Mount Union (56) vs. Rowan (24), 1996.

TOUCHDOWNS

9—Dayton (63) vs. Ithaca (0), 1980; Mount Union (61) vs. Lycoming (12), 1997.

TOUCHDOWNS, BOTH TEAMS

11—Widener (6) [39] vs. Wabash (5) [36], 1977; Mount Union (8) [56] vs. Rowan (3) [24], 1996; Mount Union (9) [61] vs. Lycoming (2) [12], 1997.

FIELD GOALS

2—Ithaca (8) vs. Central (Iowa) (10), 1974; Central (Iowa) (12) vs. Augustana (Ill.) (21), 1984; Dayton (20) vs. Ithaca (34), 1991.

FIELD GOALS, BOTH TEAMS

3—Ithaca (2) [8] vs. Central (Iowa) (1) [10], 1974.

Year-by-Year Division III Championship Results

Year (Number of Teams)	Coach	Record	Result
1973 (4)			
Wittenberg	Dave Maurer	2-0	Champion
Juniata	Walt Nadzak	1-1	Second
Bridgeport	Ed Farrell	0-1	Semifinalist
San Diego	Andy Vinci	0-1	Semifinalist
1974 (4)			
Central (Iowa)	Ron Schipper	2-0	Champion
Ithaca	Jim Butterfield	1-1	Second
Evansville	Jim Byers	0-1	Semifinalist
Slippery Rock	Bob Di Spirito	0-1	Semifinalist

Year (Number of Teams)	Coach	Record	Result
1975 (8)			
Wittenberg	Dave Maurer	3-0	Champion
Ithaca	Jim Butterfield	2-1	Second
Millsaps	Harper Davis	1-1	Semifinalist
Widener	Bill Manlove	1-1	Semifinalist
Albright	John Potsklan	0-1	Lost 1st Round
Colorado Col.	Jerry Carle	0-1	Lost 1st Round
Fort Valley St.	Leon Lomax	0-1	Lost 1st Round
Indianapolis	Bill Bless	0-1	Lost 1st Round
1976 (8)			
St. John's (Minn.)	John Gagliardi	3-0	Champion
Towson	Phil Albert	2-1	Second
Buena Vista	Jim Hershberger	1-1	Semifinalist
St. Lawrence	Ted Stratford	1-1	Semifinalist
Albright	John Potsklan	0-1	Lost 1st Round

Year (Number of Teams)	Coach	Record	Result
Augustana (Ill.)	Ben Newcomb	0-1	Lost 1st Round
C.W. Post	Dom Anile	0-1	Lost 1st Round
Carroll (Wis.)	Steve Miller	0-1	Lost 1st Round

1977 (8)

Widener	Bill Manlove	3-0	Champion
Wabash	Frank Navarro	2-1	Second
Albany (N.Y.)	Bob Ford	1-1	Semifinalist
Minn.-Morris	Al Molde	1-1	Semifinalist
Albion	Frank Joranko	0-1	Lost 1st Round
Central (Iowa)	Ron Schipper	0-1	Lost 1st Round
Hampden-Sydney	Stokeley Fulton	0-1	Lost 1st Round
St. John's (Minn.)	John Gagliardi	0-1	Lost 1st Round

1978 (8)

Baldwin-Wallace	Lee Tressel	3-0	Champion
Wittenberg	Dave Maurer	2-1	Second
Carnegie Mellon	Chuck Klausung	1-1	Semifinalist
Minn.-Morris	Al Molde	1-1	Semifinalist
Dayton	Rick Carter	0-1	Lost 1st Round
Ithaca	Jim Butterfield	0-1	Lost 1st Round
St. Lawrence	Ted Stratford	0-1	Lost 1st Round
St. Olaf	Tom Porter	0-1	Lost 1st Round

1979 (8)

Ithaca	Jim Butterfield	3-0	Champion
Wittenberg	Dave Maurer	2-1	Second
Carnegie Mellon	Chuck Klausung	1-1	Semifinalist
Widener	Bill Manlove	1-1	Semifinalist
Baldwin-Wallace	Lee Tressel	0-1	Lost 1st Round
Dubuque	Don Birmingham	0-1	Lost 1st Round
Millersville	Gene Carpenter	0-1	Lost 1st Round
Minn.-Morris	Al Molde	0-1	Lost 1st Round

1980 (8)

Dayton	Rick Carter	3-0	Champion
Ithaca	Jim Butterfield	2-1	Second
Minn.-Morris	Dick Smith	1-1	Semifinalist
Widener	Bill Manlove	1-1	Semifinalist
Baldwin-Wallace	Lee Tressel	0-1	Lost 1st Round
Bethany (W.V.)	Don Ault	0-1	Lost 1st Round
Dubuque	Don Birmingham	0-1	Lost 1st Round
Wagner	Bill Russo	0-1	Lost 1st Round

1981 (8)

Widener	Bill Manlove	3-0	Champion
Dayton	Mike Kelly	2-1	Second
Lawrence	Ron Roberts	1-1	Semifinalist
Montclair St.	Fred Hill	1-1	Semifinalist
Alfred	Sam Sanders	0-1	Lost 1st Round
Augustana (Ill.)	Bob Reade	0-1	Lost 1st Round
Minn.-Morris	Dick Smith	0-1	Lost 1st Round
West Ga.	Bobby Pate	0-1	Lost 1st Round

1982 (8)

West Ga.	Bobby Pate	3-0	Champion
Augustana (Ill.)	Bob Reade	2-1	Second
Bishop	James Jones	1-1	Semifinalist
St. Lawrence	Andy Talley	1-1	Semifinalist
Baldwin-Wallace	Bob Packard	0-1	Lost 1st Round
Wagner	Walt Hameline	0-1	Lost 1st Round
Wartburg	Don Canfield	0-1	Lost 1st Round
Widener	Bill Manlove	0-1	Lost 1st Round

1983 (8)

Augustana (Ill.)	Bob Reade	3-0	Champion
Union (N.Y.)	Al Bagnoli	2-1	Second
Salisbury	Mike McGlinchey	1-1	Semifinalist
Wis.-La Crosse	Roger Haring	1-1	Semifinalist
Adrian	Ron Labadie	0-1	Lost 1st Round
Carnegie Mellon	Chuck Klausung	0-1	Lost 1st Round
Hofstra	Mickey Kwiatkowski	0-1	Lost 1st Round
Occidental	Dale Widolff	0-1	Lost 1st Round

1984 (8)

Augustana (Ill.)	Bob Reade	3-0	Champion
Central (Iowa)	Ron Schipper	2-1	Second
Union (N.Y.)	Al Bagnoli	1-1	Semifinalist
Wash. & Jeff.	John Luckhardt	1-1	Semifinalist
Dayton	Mike Kelly	0-1	Lost 1st Round
Occidental	Dale Widolff	0-1	Lost 1st Round
Plymouth St.	Jay Cotrone	0-1	Lost 1st Round
Randolph-Macon	Jim Blackburn	0-1	Lost 1st Round

1985 (16)

Augustana (Ill.)	Bob Reade	4-0	Champion
Ithaca	Jim Butterfield	3-1	Second

Year (Number of Teams)	Coach	Record	Result
Central (Iowa)	Ron Schipper	2-1	Semifinalist
Gettysburg	Barry Streeter	2-1	Semifinalist
Montclair St.	Rick Giancola	1-1	Quarterfinalist
Mount Union	Ken Wable	1-1	Quarterfinalist
Occidental	Dale Widolff	1-1	Quarterfinalist
Salisbury	Mike McGlinchey	1-1	Quarterfinalist
Albion	Pete Schmidt	0-1	Lost 1st Round
Carnegie Mellon	Chuck Klausung	0-1	Lost 1st Round
Coe	Bob Thurness	0-1	Lost 1st Round
Denison	Keith Piper	0-1	Lost 1st Round
Lycoming	Frank Girardi	0-1	Lost 1st Round
St. John's (Minn.)	John Gagliardi	0-1	Lost 1st Round
Union (N.Y.)	Al Bagnoli	0-1	Lost 1st Round
Western Conn. St.	Paul Pasqualoni	0-1	Lost 1st Round

1986 (16)

Augustana (Ill.)	Bob Reade	4-0	Champion
Salisbury	Mike McGlinchey	3-1	Second
Concordia-M'head	Jim Christopherson	2-1	Semifinalist
Ithaca	Jim Butterfield	2-1	Semifinalist
Central (Iowa)	Ron Schipper	1-1	Quarterfinalist
Montclair St.	Rick Giancola	1-1	Quarterfinalist
Mount Union	Larry Kehres	1-1	Quarterfinalist
Susquehanna	Rocky Rees	1-1	Quarterfinalist
Buena Vista	Jim Hershberger	0-1	Lost 1st Round
Dayton	Mike Kelly	0-1	Lost 1st Round
Emory & Henry	Lou Wacker	0-1	Lost 1st Round
Hofstra	Mickey Kwiatkowski	0-1	Lost 1st Round
Hope	Ray Smith	0-1	Lost 1st Round
Union (N.Y.)	Al Bagnoli	0-1	Lost 1st Round
Wash. & Jeff.	John Luckhardt	0-1	Lost 1st Round
Wis.-Stevens Point	D.J. LeRoy	0-1	Lost 1st Round

1987 (16)

Wagner	Walt Hameline	4-0	Champion
Dayton	Mike Kelly	3-1	Second
Central (Iowa)	Ron Schipper	2-1	Semifinalist
Emory & Henry	Lou Wacker	2-1	Semifinalist
Augustana (Ill.)	Bob Reade	1-1	Quarterfinalist
Fordham	Larry Glueck	1-1	Quarterfinalist
St. John's (Minn.)	John Gagliardi	1-1	Quarterfinalist
Wash. & Jeff.	John Luckhardt	1-1	Quarterfinalist
Allegheny	Peter Vaas	0-1	Lost 1st Round
Capital	Roger Welsh	0-1	Lost 1st Round
Ferrum	Hank Norton	0-1	Lost 1st Round
Gust. Adolphus	Steve Raarup	0-1	Lost 1st Round
Hiram	Don Charlton	0-1	Lost 1st Round
Hofstra	Mickey Kwiatkowski	0-1	Lost 1st Round
Menlo	Ray Solari	0-1	Lost 1st Round
Rochester	Ray Tellier	0-1	Lost 1st Round

1988 (16)

Ithaca	Jim Butterfield	4-0	Champion
Central (Iowa)	Ron Schipper	3-1	Second
Augustana (Ill.)	Bob Reade	2-1	Semifinalist
Ferrum	Hank Norton	2-1	Semifinalist
Cortland St.	Dennis Kayser	1-1	Quarterfinalist
Moravian	Scot Dapp	1-1	Quarterfinalist
Wis.-Whitewater	Bob Berezowitz	1-1	Quarterfinalist
Wittenberg	Ron Murphy	1-1	Quarterfinalist
Adrian	Ron Labadie	0-1	Lost Regionals
Concordia-M'head	Jim Christopherson	0-1	Lost Regionals
Dayton	Mike Kelly	0-1	Lost Regionals
Hofstra	Mickey Kwiatkowski	0-1	Lost Regionals
Rhodes	Mike Clary	0-1	Lost Regionals
Simpson	Jim Williams	0-1	Lost Regionals
Wagner	Walt Hameline	0-1	Lost Regionals
Widener	Bill Manlove	0-1	Lost Regionals

1989 (16)

Dayton	Mike Kelly	4-0	Champion
Union (N.Y.)	Al Bagnoli	3-1	Second
Ferrum	Hank Norton	2-1	Semifinalist
St. John's (Minn.)	John Gagliardi	2-1	Semifinalist
Central (Iowa)	Ron Schipper	1-1	Quarterfinalist
Lycoming	Frank Girardi	1-1	Quarterfinalist
Millikin	Carl Poelker	1-1	Quarterfinalist
Montclair St.	Rick Giancola	1-1	Quarterfinalist
Augustana (Ill.)	Bob Reade	0-1	Lost Regionals
Cortland St.	Dennis Kayser	0-1	Lost Regionals
Dickinson	Ed Sweeney	0-1	Lost Regionals
Hofstra	Mickey Kwiatkowski	0-1	Lost Regionals
John Carroll	Tony DeCarlo	0-1	Lost Regionals

Year (Number of Teams)	Coach	Record	Result
St. Norbert	Don LaViolette	0-1	Lost Regionals
Simpson	Jim Williams	0-1	Lost Regionals
Wash. & Jeff.	John Luckhardt	0-1	Lost Regionals

1990 (16)

Allegheny	Ken O'Keefe	4-0	Champion
Lycoming	Frank Girardi	3-1	Second
Central (Iowa)	Ron Schipper	2-1	Semifinalist
Hofstra	Joe Gardi	2-1	Semifinalist
Dayton	Mike Kelly	1-1	Quarterfinalist
TCNJ	Eric Hamilton	1-1	Quarterfinalist
St. Thomas (Minn.)	Vic Wallace	1-1	Quarterfinalist
Wash. & Jeff.	John Luckhardt	1-1	Quarterfinalist
Augustana (Ill.)	Bob Reade	0-1	Lost Regionals
Carnegie Mellon	Rich Lackner	0-1	Lost Regionals
Cortland St.	Dave Murray	0-1	Lost Regionals
Ferrum	Hank Norton	0-1	Lost Regionals
Ithaca	Jim Butterfield	0-1	Lost Regionals
Mount Union	Larry Kehres	0-1	Lost Regionals
Redlands	Mike Maynard	0-1	Lost Regionals
Wis.-Whitewater	Bob Berezowitz	0-1	Lost Regionals

1991 (16)

Ithaca	Jim Butterfield	4-0	Champion
Dayton	Mike Kelly	3-1	Second
St. John's (Minn.)	John Gagliardi	2-1	Semifinalist
Susquehanna	Steve Briggs	2-1	Semifinalist
Allegheny	Ken O'Keefe	1-1	Quarterfinalist
Lycoming	Frank Girardi	1-1	Quarterfinalist
Union (N.Y.)	Al Bagnoli	1-1	Quarterfinalist
Wis.-La Crosse	Roger Harring	1-1	Quarterfinalist
Albion	Pete Schmidt	0-1	Lost Regionals
Baldwin-Wallace	Bob Packard	0-1	Lost Regionals
Coe	D.J. LeRoy	0-1	Lost Regionals
Dickinson	Ed Sweeney	0-1	Lost Regionals
Mass.-Lowell	Dennis Scannell	0-1	Lost Regionals
Rowan	John Bunting	0-1	Lost Regionals
Simpson	Jim Williams	0-1	Lost Regionals
Wash. & Jeff.	John Luckhardt	0-1	Lost Regionals

1992 (16)

Wis.-La Crosse	Roger Harring	4-0	Champion
Wash. & Jeff.	John Luckhardt	3-1	Second
Mount Union	Larry Kehres	2-1	Semifinalist
Rowan	John Bunting	2-1	Semifinalist
Buffalo St.	Jerry Boyes	1-1	Quarterfinalist
Central (Iowa)	Ron Schipper	1-1	Quarterfinalist
Emory & Henry	Lou Wacker	1-1	Quarterfinalist
Ill. Wesleyan	Norm Eash	1-1	Quarterfinalist
Aurora	Jim Scott	0-1	Lost Regionals
Carleton	Bob Sullivan	0-1	Lost Regionals
Dayton	Mike Kelly	0-1	Lost Regionals
Ithaca	Jim Butterfield	0-1	Lost Regionals
Lycoming	Frank Girardi	0-1	Lost Regionals
Redlands	Mike Maynard	0-1	Lost Regionals
Thomas More	Vic Clark	0-1	Lost Regionals
WPI	Jack Siedlecki	0-1	Lost Regionals

1993 (16)

Mount Union	Larry Kehres	4-0	Champion
Rowan	K.C. Keeler	3-1	Second
St. John's (Minn.)	John Gagliardi	2-1	Semifinalist
Wash. & Jeff.	John Luckhardt	2-1	Semifinalist
Albion	Pete Schmidt	1-1	Quarterfinalist
Frostburg St.	Mike McGlinchey	1-1	Quarterfinalist
Wm. Paterson	Gerry Gallagher	1-1	Quarterfinalist
Wis.-La Crosse	Roger Harring	1-1	Quarterfinalist
Allegheny	Ken O'Keefe	0-1	Lost Regionals
Anderson (Ind.)	Mike Manley	0-1	Lost Regionals
Buffalo St.	Jerry Boyes	0-1	Lost Regionals
Coe	D.J. LeRoy	0-1	Lost Regionals
Moravian	Scot Dapp	0-1	Lost Regionals
Union (N.Y.)	John Audino	0-1	Lost Regionals
Wartburg	Bob Nielson	0-1	Lost Regionals
Wilkes	Joe DeMelfi	0-1	Lost Regionals

1994 (16)

Albion	Pete Schmidt	4-0	Champion
Wash. & Jeff.	John Luckhardt	3-1	Second
Ithaca	Michael Welch	2-1	Semifinalist
St. John's (Minn.)	John Gagliardi	2-1	Semifinalist
Mount Union	Larry Kehres	1-1	Quarterfinalist
Plymouth St.	Don Brown	1-1	Quarterfinalist
Wartburg	Bob Nielson	1-1	Quarterfinalist

Year (Number of Teams)	Coach	Record	Result
Widener	Bill Cubit	1-1	Quarterfinalist
Allegheny	Ken O'Keefe	0-1	Lost Regionals
Augustana (Ill.)	Bob Reade	0-1	Lost Regionals
Buffalo St.	Jerry Boyes	0-1	Lost Regionals
Central (Iowa)	Ron Schipper	0-1	Lost Regionals
Dickinson	Darwin Breaux	0-1	Lost Regionals
La Verne	Rex Huigens	0-1	Lost Regionals
Merchant Marine	Charlie Pravata	0-1	Lost Regionals
Trinity (Tex.)	Steven Mohr	0-1	Lost Regionals

1995 (16)

Wis.-La Crosse	Roger Harring	4-0	Champion
Rowan	K.C. Keeler	3-1	Second
Mount Union	Larry Kehres	2-1	Semifinalist
Wash. & Jeff.	John Luckhardt	2-1	Semifinalist
Lycoming	Frank Girardi	1-1	Quarterfinalist
Union (N.Y.)	John Audino	1-1	Quarterfinalist
Wheaton (Ill.)	J.R. Bishop	1-1	Quarterfinalist
Wis.-River Falls	John O'Grady	1-1	Quarterfinalist
Buffalo St.	Jerry Boyes	0-1	Lost Regionals
Central (Iowa)	Ron Schipper	0-1	Lost Regionals
Concordia-M'head	Jim Christopherson	0-1	Lost Regionals
Emory & Henry	Lou Wacker	0-1	Lost Regionals
Hanover	C. Wayne Perry	0-1	Lost Regionals
Plymouth St.	Don Brown	0-1	Lost Regionals
Widener	Bill Cubit	0-1	Lost Regionals
Wittenberg	Doug Neibuhr	0-1	Lost Regionals

1996 (16)

Mount Union	Larry Kehres	4-0	Champion
Rowan	K.C. Keeler	3-1	Second
Lycoming	Frank Girardi	2-1	Semifinalist
Wis.-La Crosse	Roger Harring	2-1	Semifinalist
Albion	Ron Maier	1-1	Quarterfinalist
Ill. Wesleyan	Norm Eash	1-1	Quarterfinalist
TCNJ	Eric Hamilton	1-1	Quarterfinalist
St. John's (Minn.)	John Gagliardi	1-1	Quarterfinalist
Albion	Pete Schmidt	0-1	Lost Regionals
Allegheny	Ken O'Keefe	0-1	Lost Regionals
Buffalo St.	Jerry Boyes	0-1	Lost Regionals
Coast Guard	Bill Schmitz	0-1	Lost Regionals
Simpson	Jim Williams	0-1	Lost Regionals
Ursinus	Steve Gilbert	0-1	Lost Regionals
Wash. & Jeff.	John Luckhardt	0-1	Lost Regionals
Wis.-River Falls	John O'Grady	0-1	Lost Regionals

1997 (16)

Mount Union	Larry Kehres	4-0	Champion
Lycoming	Frank Girardi	3-1	Second
Rowan	K.C. Keeler	2-1	Semifinalist
Simpson	Jim Williams	2-1	Semifinalist
Augsburg	Jack Osberg	1-1	Quarterfinalist
John Carroll	Tony DeCarlo	1-1	Quarterfinalist
TCNJ	Eric Hamilton	1-1	Quarterfinalist
Trinity (Tex.)	Steven Mohr	1-1	Quarterfinalist
Allegheny	Ken O'Keefe	0-1	Lost Regionals
Catholic	Tom Clark	0-1	Lost Regionals
Coast Guard	Chuck Mills	0-1	Lost Regionals
Concordia-M'head	Jim Christopherson	0-1	Lost Regionals
Cortland St.	Dan MacNeil	0-1	Lost Regionals
Hanover	C. Wayne Perry	0-1	Lost Regionals
McDaniel	Tim Keating	0-1	Lost Regionals
Wis.-Whitewater	Bob Berezowitz	0-1	Lost Regionals

1998 (16)

Mount Union	Larry Kehres	4-0	Champion
Rowan	K.C. Keeler	3-1	Second
Trinity (Tex.)	Steven Mohr	2-1	Semifinalist
Wis.-Eau Claire	Bob Nielson	2-1	Semifinalist
Buffalo St.	Jerry Boyes	1-1	Quarterfinalist
Lycoming	Frank Girardi	1-1	Quarterfinalist
St. John's (Minn.)	John Gagliardi	1-1	Quarterfinalist
Wittenberg	Joe Fincham	1-1	Quarterfinalist
Albion	Craig Rundle	0-1	Lost 1st Round
Catholic	Tom Clark	0-1	Lost 1st Round
Central (Iowa)	Rich Kacmarynski	0-1	Lost 1st Round
McDaniel	Tim Keating	0-1	Lost 1st Round
Millikin	Doug Neibuhr	0-1	Lost 1st Round
TCNJ	Eric Hamilton	0-1	Lost 1st Round
Pacific Lutheran	Frosty Westering	0-1	Lost 1st Round
Springfield	Mike DeLong	0-1	Lost 1st Round

1999 (28)

Pacific Lutheran	Frosty Westering	5-0	Champion
Rowan	K.C. Keeler	3-1	Second

Year (Number of Teams)	Coach	Record	Result
Mount Union.....	Larry Kehres	2-1	Semifinalist
Trinity (Tex.).....	Steven Mohr	2-1	Semifinalist
Hardin-Simmons.....	Jimmie Keeling	2-1	Quarterfinalist
Montclair St.	Rick Giancola	2-1	Quarterfinalist
Ohio Northern.....	Tom Kaczkowski	2-1	Quarterfinalist
St. John's (Minn.).....	John Gagliardi	2-1	Quarterfinalist
Augustana (Ill.).....	Tom Schmulbach	1-1	Lost 2nd Round
Central (Iowa).....	Rich Kacmarynski	1-1	Lost 2nd Round
McDaniel.....	Tim Keating	1-1	Lost 2nd Round
Ursinus.....	Paul Guenther	1-1	Lost 2nd Round
Wartburg.....	Rick Willis	0-1	Lost 2nd Round
Wash. & Jeff.	John Banaszak	1-1	Lost 2nd Round
Western Conn. St.	John Cervino	0-1	Lost 2nd Round
Wittenberg.....	Joe Fincham	1-1	Lost 2nd Round
Alma.....	Jim Cole	0-1	Lost 1st Round
Bridgewater St.	Peter Mazzaferro	0-1	Lost 1st Round
Buffalo St.	Jerry Boyes	0-1	Lost 1st Round
Catholic.....	Tom Clark	0-1	Lost 1st Round
Hanover.....	Wayne Perry	0-1	Lost 1st Round
Lycoming.....	Frank Girardi	0-1	Lost 1st Round
Rensselaer.....	Joe King	0-1	Lost 1st Round
St. Norbert.....	Jim Purtil	0-1	Lost 1st Round
Washington-St. Louis	Larry Kindbom	0-1	Lost 1st Round
Willamette.....	Mark Speckman	0-1	Lost 1st Round
Wis.-La Crosse.....	Roger Haring	0-1	Lost 1st Round
Wis.-Stevens Point.....	John Miech	0-1	Lost 1st Round

2000 (28)

Mount Union.....	Larry Kehres	4-0	Champion
St. John's (Minn.).....	John Gagliardi	4-1	Second
Hardin-Simmons.....	Jimmy Keeling	2-1	Semifinalist
Widener.....	Bill Zwann	3-1	Semifinalist
Central (Iowa).....	Rich Kacmarynski	2-1	Quarterfinalist
Springfield.....	Mike DeLong	2-1	Quarterfinalist
Trinity (Tex.).....	Steve Mohr	2-1	Quarterfinalist
Wittenberg.....	Joe Fincham	2-1	Quarterfinalist
Bridgewater (Va.).....	Mike Clark	1-1	Lost 2nd Round
Brockport St.	Rocco Salomone	0-1	Lost 2nd Round
Hanover.....	Wayne Perry	1-1	Lost 2nd Round
Hobart.....	Michael Cragg	1-1	Lost 2nd Round
Linfield.....	Jay Locey	0-1	Lost 2nd Round
McDaniel.....	Tim Keating	1-1	Lost 2nd Round
Ohio Northern.....	Tom Kaczkowski	1-1	Lost 2nd Round
Pacific Lutheran.....	Frosty Westering	1-1	Lost 2nd Round
Aurora.....	Jim Scott	0-1	Lost 1st Round
Bethel (Minn.).....	Steve Johnson	0-1	Lost 1st Round
Bridgewater St.	Peter Mazzaferro	0-1	Lost 1st Round
Emory & Henry.....	Lou Wacker	0-1	Lost 1st Round
Hope.....	Dean Kreps	0-1	Lost 1st Round
Millikin.....	Don Neibuhr	0-1	Lost 1st Round
Montclair St.	Rick Giancola	0-1	Lost 1st Round
St. Norbert.....	Jim Purtil	0-1	Lost 1st Round
Union (N.Y.).....	John Audino	0-1	Lost 1st Round
Wash. & Jeff.	John Banaszak	0-1	Lost 1st Round
Wesley.....	Mike Drass	0-1	Lost 1st Round
Wis.-Stout.....	Ed Meierkort	0-1	Lost 1st Round

2001 (28)

Mount Union.....	Larry Kehres	4-0	Champion
Bridgewater (Va.).....	Mike Clark	3-1	Second
Rowan.....	K.C. Keeler	3-1	Semifinalist
St. John's (Minn.).....	John Gagliardi	3-1	Semifinalist
Ithaca.....	Mike Welch	2-1	Quarterfinalist
Pacific Lutheran.....	Frosty Westering	2-1	Quarterfinalist
Widener.....	Bill Zwaan	2-1	Quarterfinalist
Wittenberg.....	Joe Fincham	2-1	Quarterfinalist
Augustana (Ill.).....	Jim Barnes	1-1	Lost 2nd Round
Central (Iowa).....	Rich Kacmarynski	0-1	Lost 2nd Round
Rensselaer.....	Joe King	0-1	Lost 2nd Round
Thomas More.....	Dean Paul	1-1	Lost 2nd Round
Trinity (Tex.).....	Steven Mohr	1-1	Lost 2nd Round
Wash. & Jeff.	John Banaszak	1-1	Lost 2nd Round
Western Conn. St.	Bob Surace	1-1	Lost 2nd Round
Wis.-Stevens Point.....	John Miech	1-1	Lost 2nd Round
Bethel (Minn.).....	Steve Johnson	0-1	Lost 1st Round
Brockport St.	Rocco Salomone	0-1	Lost 1st Round
Chris. Newport.....	Matt Kelchner	0-1	Lost 1st Round
Defiance.....	Greg Pscodna	0-1	Lost 1st Round
Hardin-Simmons.....	Jimmie Keeling	0-1	Lost 1st Round
MacMurray.....	Bob Frey	0-1	Lost 1st Round
Mary Hardin-Baylor.....	Peter Fredenburg	0-1	Lost 1st Round
McDaniel.....	Tim Keating	0-1	Lost 1st Round
Montclair St.	Rick Giancola	0-1	Lost 1st Round

Year (Number of Teams)	Coach	Record	Result
St. Norbert.....	Jim Purtil	0-1	Lost 1st Round
Westfield St.	Steve Marino	0-1	Lost 1st Round
Whitworth.....	John Tully	0-1	Lost 1st Round

2002 (28)

Mount Union.....	Larry Kehres	4-0	Champion
Trinity (Tex.).....	Steven Mohr	4-1	Second
John Carroll.....	Regis Scafe	3-1	Semifinalist
St. John's (Minn.).....	John Gagliardi	3-1	Semifinalist
Bridgewater (Va.).....	Michael Clark	1-1	Quarterfinalist
Brockport St.	Rocco Salomone	2-1	Quarterfinalist
Linfield.....	Jay Locey	1-1	Quarterfinalist
Wabash.....	Chris Creighton	2-1	Quarterfinalist
Coe.....	Erik Raeburn	1-1	Lost 2nd Round
King's (Pa.).....	Rich Mannello	1-1	Lost 2nd Round
Muhlenberg.....	Mike Donnelly	1-1	Lost 2nd Round
Rowan.....	Jay Accorsi	0-1	Lost 2nd Round
Wartburg.....	Rick Willis	1-1	Lost 2nd Round
Wash. & Jeff.	John Banaszak	1-1	Lost 2nd Round
Wheaton (Ill.).....	Mike Swider	1-1	Lost 2nd Round
Wittenberg.....	Joe Fincham	1-1	Lost 2nd Round
Alma.....	Jim Cole	0-1	Lost 1st Round
Chris. Newport.....	Matt Kelchner	0-1	Lost 1st Round
Hanover.....	Wayne Perry	0-1	Lost 1st Round
Hobart.....	Mike Cragg	0-1	Lost 1st Round
Lake Forest.....	Chad Eisele	0-1	Lost 1st Round
MacMurray.....	Bob Frey	0-1	Lost 1st Round
Mary Hardin-Baylor.....	Pete Fredenburg	0-1	Lost 1st Round
Mass.-Dartmouth.....	Bill Kavanaugh	0-1	Lost 1st Round
Redlands.....	Mike Maynard	0-1	Lost 1st Round
Salisbury.....	Sherman Wood	0-1	Lost 1st Round
Springfield.....	Mike DeLong	0-1	Lost 1st Round
Wis.-La Crosse.....	Larry Terry	0-1	Lost 1st Round

2003 (28)

St. John's (Minn.).....	John Gagliardi	4-0	Champion
Mount Union.....	Larry Kehres	3-1	Second
Bridgewater (Va.).....	Mike Clark	3-1	Semifinalist
Rensselaer.....	Joe King	3-1	Semifinalist
Ithaca.....	Michael Welch	2-1	Quarterfinalist
Linfield.....	Jay Locey	2-1	Quarterfinalist
Lycoming.....	Frank Girardi	1-1	Quarterfinalist
Wheaton (Ill.).....	Mike Swider	2-1	Quarterfinalist
Baldwin-Wallace.....	John Snell	1-1	Lost 2nd Round
Chris. Newport.....	Matt Kelchner	1-1	Lost 2nd Round
East Tex. Baptist.....	Ralph Harris	1-1	Lost 2nd Round
Montclair St.	Rick Giancola	1-1	Lost 2nd Round
St. Norbert.....	Jim Purtil	1-1	Lost 2nd Round
Springfield.....	Michael DeLong	0-1	Lost 2nd Round
Wartburg.....	Rick Willis	1-1	Lost 2nd Round
Wis.-La Crosse.....	Larry Terry	1-1	Lost 2nd Round
Allegheny.....	Mark Matlak	0-1	Lost 1st Round
Bethel (Minn.).....	Steve Johnson	0-1	Lost 1st Round
Brockport St.	Rocco Salomone	0-1	Lost 1st Round
Concordia (Wis.).....	Jeffrey Gabrielsen	0-1	Lost 1st Round
Curry.....	Steve Nelson	0-1	Lost 1st Round
Hanover.....	Wayne Perry	0-1	Lost 1st Round
Hope.....	Dean Kreps	0-1	Lost 1st Round
Muhlenberg.....	Mike Donnelly	0-1	Lost 1st Round
Redlands.....	Mike Maynard	0-1	Lost 1st Round
Simpson.....	Jay Niemann	0-1	Lost 1st Round
Trinity (Tex.).....	Steve Mohr	0-1	Lost 1st Round
Waynesburg.....	Jeff Hand	0-1	Lost 1st Round

2004 (28)

Linfield.....	Jay Locey	4-0	Champion
Mary Hardin-Baylor.....	Pete Fredenburg	4-1	Second
Mount Union.....	Larry Kehres	2-1	Semifinalist
Rowan.....	Jay Accorsi	2-1	Semifinalist
Carthage.....	Tim Rucks	2-1	Quarterfinalist
Delaware Valley.....	G.A. Mangus	2-1	Quarterfinalist
Occidental.....	Dale Widdoff	2-1	Quarterfinalist
Wash. & Jeff.	Mike Sirianni	2-1	Quarterfinalist
Chris. Newport.....	Matt Kelchner	1-1	Lost 2nd Round
Concordia-M'head.....	Terry Horan	1-1	Lost 2nd Round
Hardin-Simmons.....	Jimmie Keeling	0-1	Lost 2nd Round
Hobart.....	Mike Cragg	1-1	Lost 2nd Round
St. John Fisher.....	Paul Vosburgh	1-1	Lost 2nd Round
Wheaton (Ill.).....	Mike Swider	1-1	Lost 2nd Round
Wis.-La Crosse.....	Larry Terry	1-1	Lost 2nd Round
Wooster.....	Mike Schmitz	1-1	Lost 2nd Round
Alma.....	Jim Cole	0-1	Lost 1st Round
Aurora.....	Jim Scott	0-1	Lost 1st Round
Bridgewater (Va.).....	Michael Clark	0-1	Lost 1st Round
Curry.....	Steve Nelson	0-1	Lost 1st Round

Year (Number of Teams)	Coach	Record	Result
Mt. St. Joseph	Rod Huber	0-1	Lost 1st Round
Muhlenberg	Mike Donnelly	0-1	Lost 1st Round
St. Norbert	Jim Purtill	0-1	Lost 1st Round
Salisbury	Sherman Wood	0-1	Lost 1st Round
Shenandoah	Paul Barnes	0-1	Lost 1st Round
Trinity (Tex.)	Steve Mohr	0-1	Lost 1st Round
Warburg	Rick Willis	0-1	Lost 1st Round
Willamette	Mark Speckman	0-1	Lost 1st Round
2005 (32)			
Mount Union	Larry Kehres	5-0	Champion
Wis.-Whitewater	Bob Berezowitz	4-1	Second
Rowan	Jay Accorsi	3-1	Semifinalist
Wesley	Mike Drass	3-1	Semifinalist
Bridgewater (Va.)	Michael Clark	2-1	Quarterfinalist
Capital	Jim Collins	2-1	Quarterfinalist
Delaware Valley	G.A. Mangus	2-1	Quarterfinalist
Linfield	Jay Locey	2-1	Quarterfinalist
Augustana (Ill.)	Jim Barnes	1-1	Lost 2nd Round
Concordia-M'head	Terry Horan	1-1	Lost 2nd Round
Hobart	Mike Cragg	1-1	Lost 2nd Round
Mary Hardin-Baylor	Pete Fredenburg	1-1	Lost 2nd Round
St. John's (Minn.)	John Gagliardi	1-1	Lost 2nd Round
Thiel	Jack Leipheimer	1-1	Lost 2nd Round
Union (N.Y.)	John Audino	1-1	Lost 2nd Round
Wabash	Chris Creighton	1-1	Lost 2nd Round
Albion	Craig Rundle	0-1	Lost 1st Round
Central (Iowa)	Jeff Martin	0-1	Lost 1st Round
Coe	Erik Raeburn	0-1	Lost 1st Round
Cortland St.	Dan MacNeill	0-1	Lost 1st Round
Curry	Steve Nelson	0-1	Lost 1st Round
Ferrum	Dave Davis	0-1	Lost 1st Round
Ithaca	Michael Welch	0-1	Lost 1st Round
Johns Hopkins	Jim Margraff	0-1	Lost 1st Round
Lakeland	Jim Zebrowski	0-1	Lost 1st Round
Mt. St. Joseph	Rod Huber	0-1	Lost 1st Round
Monmouth (Ill.)	Steve Bell	0-1	Lost 1st Round
North Central (Ill.)	John Thorne	0-1	Lost 1st Round
Occidental	Dale Widolff	0-1	Lost 1st Round
Trinity (Tex.)	Steve Mohr	0-1	Lost 1st Round
Wash. & Jeff.	Mike Sirianni	0-1	Lost 1st Round
Wilkes	Frank Sheptock	0-1	Lost 1st Round

Division III Championship Record of Each College by Coach

(144 Colleges; 1973-05)

	Yrs	Won	Lost	CH	2D
ADRIAN					
Ron Labadie (Adrian '71) 83, 88	2	0	2	0	0
ALBANY (N.Y.)					
Bob Ford (Springfield '59) 77	1	1	1	0	0
ALBION					
Frank Joranko (Albion '52) 77	1	0	1	0	0
Pete Schmidt (Alma '70) 85, 91, 93, 94-CH, 96	5	5	4	1	0
Craig Rundle (Albion '74) 98, 05	2	0	2	0	0
TOTAL	8	5	7	1	0
ALBRIGHT					
John Potsklan (Penn St. '49) 75, 76	2	0	2	0	0
Ron Maier (Bentley '86) 96	1	1	1	0	0
TOTAL	3	1	3	0	0
ALFRED					
Sam Sanders (Buffalo '60) 81	1	0	1	0	0
ALLEGHENY					
Peter Vaas (Holy Cross '74) 87	1	0	1	0	0
Ken O'Keefe (John Carroll '75) 90-CH, 91, 93, 94, 96, 97	6	5	5	1	0
Mark Matlak (Allegheny '78) 03	1	0	1	0	0
TOTAL	8	5	7	1	0
ALMA					
Jim Cole (Alma '74) 99, 02, 04	3	0	3	0	0
ANDERSON (IND.)					
Mike Manley (Anderson [Ind.] '73) 93	1	0	1	0	0
AUGSBURG					
Jack Osberg (Augsburg '62) 97	1	1	1	0	0

	Yrs	Won	Lost	CH	2D
AUGUSTANA (ILL.)					
Ben Newcomb 76	1	0	1	0	0
Bob Reade (Cornell College '54) 81, 82-2D, 83-CH, 84-CH, 85-CH, 86-CH, 87, 88, 89, 90, 94	11	19	7	4	1
Tom Schmulbach (Western Ill. '69) 99	1	1	1	0	0
Jim Barnes (Augustana [Ill.] '81) 01, 05	2	2	2	0	0
TOTAL	15	22	11	4	1
AURORA					
Jim Scott (Luther '61) 92, 00, 04	3	0	3	0	0
BALDWIN-WALLACE					
Lee Tressel (Baldwin-Wallace '48) 78-CH, 79, 80	3	3	2	1	0
Bob Packard (Baldwin-Wallace '65) 82, 91	2	0	2	0	0
John Snell (Baldwin-Wallace '87) 03	1	1	1	0	0
TOTAL	6	4	5	1	0
BETHANY (W.V.)					
Don Ault (West Liberty St. '52) 80	1	0	1	0	0
BETHEL (MINN.)					
Steve Johnson (Bethel [Minn.] '79) 00, 01, 03	3	0	3	0	0
BISHOP					
James Jones (Bishop '49) 82	1	1	1	0	0
BRIDGEPORT					
Ed Farrell (Rutgers '56) 73	1	0	1	0	0
BRIDGEWATER ST.					
Peter Mazzaferro (Centre '54) 99, 00	2	0	2	0	0
BRIDGEWATER (VA.)					
Mike Clark (Cincinnati '77) 00, 01-2D, 02, 03, 04, 05	6	10	6	0	1
BROCKPORT ST.					
Rocco Salomone (Brockport St. '88) 00, 01, 02, 03	4	2	4	0	0
BUENA VISTA					
Jim Hershberger (UNI '57) 76, 86	2	1	2	0	0
BUFFALO ST.					
Jerry Boyes (Ithaca '76) 92, 93, 94, 95, 96, 98, 99	7	2	7	0	0
C.W. POST					
Dom Anile (C.W. Post '59) 76	1	0	1	0	0
CAPITAL					
Roger Welsh (Muskingum '64) 87	1	0	1	0	0
Jim Collins (Wittenberg '87) 05	1	2	1	0	0
TOTAL	2	2	2	0	0
CARLETON					
Bob Sullivan (St. John's [Minn.] '59) 92	1	0	1	0	0
CARNEGIE MELLON					
Chuck Klausning (Slippery Rock '48) 78, 79, 83, 85	4	2	4	0	0
Rich Lackner (Carnegie Mellon '79) 90	1	0	1	0	0
TOTAL	5	2	5	0	0
CARROLL (WIS.)					
Steve Miller (Cornell College '65) 76	1	0	1	0	0
CARTHAGE					
Tim Rucks (Carthage '83) 04	1	2	1	0	0
CATHOLIC					
Tom Clark (Maryland '86) 97, 98, 99	3	0	3	0	0
CENTRAL (IOWA)					
Ron Schipper (Hope '52) 74-CH, 77, 84-2D, 85, 86, 87, 88-2D, 89, 90, 92, 94, 95	12	16	11	1	2
Rich Kacmarynski (Central [Iowa] '92) 98, 99, 00, 01	4	3	4	0	0
Jeff Martin (Central [Iowa] '90) 05	1	0	1	0	0
TOTAL	17	19	16	1	2
CHRIS. NEWPORT					
Matt Kelchner (Susquehanna '82) 01, 02, 03, 04	4	2	4	0	0
COAST GUARD					
Bill Schmitz (Coast Guard '76) 96	1	0	1	0	0
Chuck Mills 97	1	0	1	0	0
TOTAL	2	0	2	0	0
COE					
Bob Thurness (Coe '62) 85	1	0	1	0	0
D.J. LeRoy (Wis.-Eau Claire '79) 91, 93	2	0	2	0	0
Erik Raeburn (Mount Union '94) 02, 05	2	1	2	0	0
TOTAL	5	1	5	0	0

	Yrs	Won	Lost	CH	2D
COLORADO COL.					
Jerry Carle (Northwestern '48) 75.....	1	0	1	0	0
CONCORDIA-M'HEAD					
Jim Christopherson (Concordia-M'head '60) 86, 88, 95, 97.....	4	2	4	0	0
Terry Horan (Concordia-M'head '89) 04, 05.....	2	2	2	0	0
TOTAL	6	4	6	0	0
CONCORDIA (WIS.)					
Jeffrey Gabrielsen (Ripon '80) 03.....	1	0	1	0	0
CORTLAND ST.					
Dennis Kayser (Ithaca '74) 88, 89.....	2	1	2	0	0
Dave Murray (Springfield '81) 90.....	1	0	1	0	0
Dan MacNeill (Cortland St. '79) 97, 05.....	2	0	2	0	0
TOTAL	5	1	5	0	0
CURRY					
Steve Nelson (North Dakota St. '74) 03, 04, 05...	3	0	3	0	0
DAYTON					
Rick Carter (Earlham '65) 78, 80-CH.....	2	3	1	1	0
Mike Kelly (Manchester '70) 81-2D, 84, 86, 87-2D, 88, 89-CH, 90, 91-2D, 92.....	9	13	8	1	3
TOTAL	11	16	9	2	3
DEFIANCE					
Greg Pscodna (Adrian '86) 01.....	1	0	1	0	0
DELAWARE VALLEY					
G.A. Mangus (Florida '92) 04, 05.....	2	4	2	0	0
DENISON					
Keith Piper (Baldwin-Wallace '48) 85.....	1	0	1	0	0
DICKINSON					
Ed Sweeney (C.W. Post '71) 89, 91.....	2	0	2	0	0
Darwin Breaux (West Chester '77) 94.....	1	0	1	0	0
TOTAL	3	0	3	0	0
DUBUQUE					
Don Birmingham (Westmar '62) 79, 80.....	2	0	2	0	0
EAST TEX. BAPTIST					
Ralph Harris (Sul Ross St.) 03.....	1	1	1	0	0
EMORY & HENRY					
Lou Wacker (Richmond '56) 86, 87, 92, 95, 00..	5	3	5	0	0
EVANSVILLE					
Jim Byers (Michigan '59) 74.....	1	0	1	0	0
FERRUM					
Hank Norton (Lynchburg '51) 87, 88, 89, 90....	4	4	4	0	0
Dave Davis (Elon '71) 05.....	1	0	1	0	0
TOTAL	5	4	5	0	0
FORDHAM					
Larry Glueck (Villanova '63) 87.....	1	1	1	0	0
FORT VALLEY ST.					
Leon Lomax (Fort Valley St. '43) 75.....	1	0	1	0	0
FROSTBURG ST.					
Mike McGlinchey (Delaware '67) 93.....	1	1	1	0	0
GETTYSBURG					
Barry Streeter (Lebanon Valley '71) 85.....	1	2	1	0	0
GUST. ADOLPHUS					
Steve Raarup (Gust. Adolphus '53) 87.....	1	0	1	0	0
HAMPDEN-SYDNEY					
Stokeley Fulton (Hampden-Sydney '55) 77.....	1	0	1	0	0
HANOVER					
Wayne Perry (DePauw '72) 95, 97, 99, 00, 02, 03.....	6	1	6	0	0
HARDIN-SIMMONS					
Jimmie Keeling (Howard Payne '58) 99, 00, 01, 04.....	4	4	4	0	0
HIRAM					
Don Charlton (Lock Haven '65) 87.....	1	0	1	0	0
HOBART					
Michael Cragg (Slippery Rock '83) 00, 02, 04, 05.....	4	3	4	0	0
HOFSTRA					
Mickey Kwiatkowski (Delaware '70) 83, 86, 87, 88, 89.....	5	0	5	0	0
Joe Gardi (Maryland '60) 90.....	1	2	1	0	0
TOTAL	6	2	6	0	0
HOPE					
Ray Smith (UCLA '61) 86.....	1	0	1	0	0
Dean Kreps (Monmouth [Ill.] '84) 00, 03.....	2	0	2	0	0
TOTAL	3	0	3	0	0
ILL. WESLEYAN					
Norm Eash (Ill. Wesleyan '75) 92, 96.....	2	2	2	0	0

	Yrs	Won	Lost	CH	2D
INDIANAPOLIS					
Bill Bless (Indianapolis '63) 75.....	1	0	1	0	0
ITHACA					
Jim Butterfield (Maine '53) 74-2D, 75-2D, 78, 79-CH, 80-2D, 85-2D, 86, 88-CH, 90, 91-CH, 92.....	11	21	8	3	4
Michael Welch (Ithaca '73) 94, 01, 03, 05.....	4	6	4	0	0
TOTAL	15	27	12	3	4
JOHN CARROLL					
Tony DeCarlo (Kent St. '62) 89, 97.....	2	1	2	0	0
Regis Scafe (Case Reserve '71) 02.....	1	3	1	0	0
TOTAL	3	4	3	0	0
JOHNS HOPKINS					
Jim Margraff (Johns Hopkins '82) 05.....	1	0	1	0	0
JUNIATA					
Walt Nadzak (Denison '57) 73-2D.....	1	1	1	0	1
KING'S (PA.)					
Rich Mannello (Springfield '83) 02.....	1	1	1	0	0
LA VERNE					
Rex Huigens (La Verne '70) 94.....	1	0	1	0	0
LAKE FOREST					
Chad Eisele (Knox '90) 02.....	1	0	1	0	0
LAKELAND					
Jim Zebrowski (Mount Union '91) 05.....	1	0	1	0	0
LAWRENCE					
Ron Roberts (Wisconsin '54) 81.....	1	1	1	0	0
LINFIELD					
Jay Locey (Oregon St. '77) 00, 02, 03, 04-CH, 05.....	5	9	4	1	0
LYCOMING					
Frank Girardi (West Chester '61) 85, 89, 90-2D, 91, 92, 95, 96, 97-2D, 98, 99, 03....	11	13	11	0	2
MACMURRAY					
Bob Frey (Mount Union '85) 01, 02.....	2	0	2	0	0
MARY HARDIN-BAYLOR					
Peter Fredenburg (Texas St. '70) 01, 02, 04-2D, 05.....	4	5	4	0	1
MASS.-DARTMOUTH					
Bill Kavanaugh (Stonehill '72) 02.....	1	0	1	0	0
MASS.-LOWELL					
Dennis Scannell (Villanova '74) 91.....	1	0	1	0	0
McDANIEL					
Tim Keating (Bethany [W.V.] '75) 97, 98, 99, 00, 01.....	5	2	5	0	0
MENLO					
Ray Solari (California '51) 87.....	1	0	1	0	0
MERCHANT MARINE					
Charlie Pravata (Adelphi '72) 94.....	1	0	1	0	0
MILLERSVILLE					
Gene Carpenter (Huron '63) 79.....	1	0	1	0	0
MILLIKIN					
Carl Poelker (Millikin '68) 89.....	1	1	1	0	0
Doug Neibuhr (Millikin '75) 98, 00.....	2	0	2	0	0
TOTAL	3	1	3	0	0
MILLSAPS					
Harper Davis (Mississippi St. '49) 75.....	1	1	1	0	0
MINN.-MORRIS					
Al Molde (Gust. Adolphus '66) 77, 78, 79.....	3	2	3	0	0
Dick Smith (Coe '68) 80, 81.....	2	1	2	0	0
TOTAL	5	3	5	0	0
MONMOUTH (ILL.)					
Steve Bell (Bemidji St. '91) 05.....	1	0	1	0	0
MONTCLAIR ST.					
Fred Hill (Upsala '57) 81.....	1	1	1	0	0
Rick Giancola (Rowan '68) 85, 86, 89, 99, 00, 01, 03.....	7	6	7	0	0
TOTAL	8	7	8	0	0
MORAVIAN					
Scot Dapp (West Chester '73) 88, 93.....	2	1	2	0	0
MT. ST. JOSEPH					
Rod Huber (Cincinnati '89) 04, 05.....	2	0	2	0	0
MOUNT UNION					
Ken Wable (Muskingum '52) 85.....	1	1	1	0	0
Larry Kehres (Mount Union '71) 86, 90, 92, 93-CH, 94, 95, 96-CH, 97-CH, 98-CH, 99, 00-CH, 01-CH, 02-CH, 03-2D, 04, 05-CH.....	16	46	8	8	1
TOTAL	17	47	9	8	1

	Yrs	Won	Lost	CH	2D		Yrs	Won	Lost	CH	2D
MUHLENBERG						THOMAS MORE					
Mike Donnelly (Ithaca '75) 02, 03, 04.....	3	1	3	0	0	Vic Clark (Indiana St. '71) 92.....	1	0	1	0	0
TCNJ						Dean Paul (Mount Union '90) 01.....	1	1	1	0	0
Eric Hamilton (TCNJ '75) 90, 96, 97, 98.....	4	3	4	0	0	TOTAL	2	1	2	0	0
NORTH CENTRAL (ILL.)						TOWSON					
John Thorne (Ill. Wesleyan '69) 05.....	1	0	1	0	0	Phil Albert (Arizona '66) 76-2D.....	1	2	1	0	1
OCCIDENTAL						TRINITY (TEX.)					
Dale Widolff (Indianapolis '75) 83, 84, 85, 04, 05.....	5	3	5	0	0	Steven Mohr (Denison '76) 94, 97, 98, 99, 00, 01, 02-2D, 03, 04, 05.....	10	12	10	0	1
OHIO NORTHERN						UNION (N.Y.)					
Tom Kaczowski (Illinois '78) 99, 00.....	2	3	2	0	0	Al Bagnoli (Central Conn. St. '74) 83-2D, 84, 85, 86, 89-2D, 91.....	6	7	6	0	2
PACIFIC LUTHERAN						John Audino (Notre Dame '75) 93, 95, 00, 05..	4	2	4	0	0
Frosty Westering (Neb.-Omaha '52) 98, 99-CH, 00, 01.....	4	8	3	1	0	TOTAL	10	9	10	0	2
PLYMOUTH ST.						URSINUS					
Jay Cottone (Norwich '71) 84.....	1	0	1	0	0	Steve Gilbert (West Chester '79) 96.....	1	0	1	0	0
Don Brown (Norwich '77) 94, 95.....	2	1	2	0	0	Paul Guenther (Ursinus '94) 99.....	1	1	1	0	0
TOTAL	3	1	3	0	0	TOTAL	2	1	2	0	0
RANDOLPH-MACON						WABASH					
Jim Blackburn (Virginia '71) 84.....	1	0	1	0	0	Frank Navarro (Maryland '53) 77-2D.....	1	2	1	0	1
REDLANDS						Chris Creighton (Kenyon '91) 02, 05.....	2	3	2	0	0
Mike Maynard (Ill. Wesleyan '80) 90, 92, 02, 03..	4	0	4	0	0	TOTAL	3	5	3	0	1
RENSELAER						WAGNER					
Joe King (Siena '70) 99, 01, 03.....	3	3	3	0	0	Bill Russo 80.....	1	0	1	0	0
RHODES						Walt Hameline (Brockport St. '75) 82, 87-CH, 88.....	3	4	2	1	0
Mike Clary (Rhodes '77) 88.....	1	0	1	0	0	TOTAL	4	4	3	1	0
ROCHESTER						WARTBURG					
Ray Tellier (Connecticut '73) 87.....	1	0	1	0	0	Don Canfield 82.....	1	0	1	0	0
ROWAN						Bob Nielson (Wartburg '81) 93, 94.....	2	1	2	0	0
John Bunting (North Carolina '72) 91, 92.....	2	2	2	0	0	Rick Willis (Cornell College '88) 99, 02, 03, 04.....	4	2	4	0	0
K.C. Keeler (Delaware '81) 93-2D, 95-2D, 96-2D, 97, 98-2D, 99-2D, 01.....	7	21	7	0	5	TOTAL	7	3	7	0	0
Jay Accorsi (Nichols '85) 02, 04, 05.....	3	5	3	0	0	WASHINGTON-ST. LOUIS					
TOTAL	12	28	12	0	5	Larry Kindbom (Kalamazoo '74) 99.....	1	0	1	0	0
ST. JOHN FISHER						WASH. & JEFF.					
Paul Vosburgh (William Penn '75) 04.....	1	1	1	0	0	John Luckhardt (Purdue '67) 84, 86, 87, 89, 90, 91 92-2D, 93, 94-2D, 95, 96.....	11	13	11	0	2
ST. JOHN'S (MINN.)						John Banaszak (Eastern Mich. '75) 99, 00, 01, 02.....	4	3	4	0	0
John Gagliardi (Colorado Col. '49) 76-CH, 77, 85, 87, 89, 91, 93, 94, 96, 98, 99, 00-2D, 01, 02, 03-CH, 05.....	16	31	14	2	1	Mike Sirianni (Mount Union '94) 04, 05.....	2	2	2	0	0
ST. LAWRENCE						TOTAL	17	18	17	0	2
Ted Stratford (St. Lawrence '57) 76, 78.....	2	1	2	0	0	WAYNESBURG					
Andy Talley (Southern Conn. St. '67) 82.....	1	1	1	0	0	Jeff Hand (Clarion '92) 03.....	1	0	1	0	0
TOTAL	3	2	3	0	0	WESLEY					
ST. NORBERT						Mike Drass (Mansfield '83) 00, 05.....	2	3	2	0	0
Don LaViolette (St. Norbert '54) 89.....	1	0	1	0	0	WEST GA.					
Jim Purtil (Miami [Ohio] '78) 99, 00, 01, 03, 04..	5	1	5	0	0	Bobby Pate (Georgia '63) 81, 82-CH.....	2	3	1	1	0
TOTAL	6	1	6	0	0	WESTERN CONN. ST.					
ST. OLAF						Paul Pasqualoni (Penn St. '72) 85.....	1	0	1	0	0
Tom Porter (St. Olaf '51) 78.....	1	0	1	0	0	John Cervino (West Va. Wesleyan '82) 99.....	1	0	1	0	0
ST. THOMAS (MINN.)						Bob Surace (Princeton '90) 01.....	1	1	1	0	0
Vic Wallace (Cornell College '65) 90.....	1	1	1	0	0	TOTAL	3	1	3	0	0
SALISBURY						WESTFIELD ST.					
Mike McGlinchey (Delaware '67) 83, 85, 86-2D.....	3	5	3	0	1	Steve Marino (Westfield St. '71) 01.....	1	0	1	0	0
Sherman Wood (Salisbury '84) 02, 04.....	2	0	2	0	0	WHEATON (ILL.)					
TOTAL	5	5	5	0	1	J.R. Bishop (Franklin '61) 95.....	1	1	1	0	0
SAN DIEGO						Mike Swider (Wheaton [Ill.] '77) 02, 03, 04.....	3	4	3	0	0
Andy Vinci (Cal St. L.A. '63) 73.....	1	0	1	0	0	TOTAL	4	5	4	0	0
SHEANANDOAH						WHITWORTH					
Paul Barnes (James Madison '84) 04.....	1	0	1	0	0	John Tully (Azusa Pacific '75) 01.....	1	0	1	0	0
SIMPSON						WIDENER					
Jim Williams (UNI '60) 88, 89, 91, 96, 97.....	5	2	5	0	0	Bill Manlove (Temple '58) 75, 77-CH, 79, 80, 81-CH, 82, 88.....	7	9	5	2	0
Jay Niemann (Iowa St. '83) 03.....	1	0	1	0	0	Bill Cubit (Delaware '75) 94, 95.....	2	1	2	0	0
TOTAL	6	2	6	0	0	Bill Zwaan (Delaware '79) 00, 01.....	2	5	2	0	0
SLIPPERY ROCK						TOTAL	11	15	9	2	0
Bob Di Spirito (Rhode Island '53) 74.....	1	0	1	0	0	WILKES					
SPRINGFIELD						Joe DeMelfi (Delta St. '66) 93.....	1	0	1	0	0
Mike DeLong (Springfield '74) 98, 00, 02, 03 ...	4	2	4	0	0	Frank Sheptock (Bloomsburg '86) 05.....	1	0	1	0	0
SUSQUEHANNA						TOTAL	2	0	2	0	0
Rocky Rees (West Chester '71) 86.....	1	1	1	0	0	WILLAMETTE					
Steve Briggs (Springfield '84) 91.....	1	2	1	0	0	Mark Speckman (Azusa Pacific '77) 99, 04.....	2	0	2	0	0
TOTAL	2	3	2	0	0	WM. PATERSON					
THIEL						Gerry Gallagher (Wm. Paterson '74) 93.....	1	1	1	0	0
Jack Leipheimer (Thiel '74) 05.....	1	1	1	0	0						

	Yrs	Won	Lost	CH	2D
WIS.-EAU CLAIRE					
Bob Nielson (Wartburg '82) 98.....	1	2	1	0	0
WIS.-LA CROSSE					
Roger Haring (Wis.-La Crosse '58) 83, 91, 92-CH, 93, 95-CH, 96, 99.....	7	13	5	2	0
Larry Terry (Wis.-La Crosse '77) 02, 03, 04.....	3	2	3	0	0
TOTAL	10	15	8	2	0
WIS.-RIVER FALLS					
John O'Grady (Wis.-River Falls '79) 95, 96.....	2	1	2	0	0
WIS.-STEVENS POINT					
D.J. LeRoy (Wis.-Eau Claire '79) 86.....	1	0	1	0	0
John Miech (Wis.-Stevens Point '75) 99, 01.....	2	1	2	0	0
TOTAL	3	1	3	0	0
WIS.-STOUT					
Ed Meierkort (Dakota Wesleyan '81) 00.....	1	0	1	0	0
WIS.-WHITEWATER					
Bob Berezowitz (Wis.-Whitewater '67) 88, 90, 97, 05-2D.....	4	5	4	0	1
WITTENBERG					
Dave Maurer (Denison '54) 73-CH, 75-CH, 78-2D, 79-2D.....	4	9	2	2	2
Ron Murphy 88.....	1	1	1	0	0
Doug Neibuhr (Millikin '75) 95.....	1	0	1	0	0
Joe Fincham (Ohio '88) 98, 99, 00, 01, 02.....	5	7	5	0	0
TOTAL	11	17	9	2	2
WOOSTER					
Mike Schmitz (Bowling Green '74) 04.....	1	1	1	0	0
WPI					
Jack Siedlecki (Union [N.Y.] '73) 92.....	1	0	1	0	0

Division III Championship Team Leaders

MOST APPEARANCES

Central (Iowa).....	17
Mount Union.....	17
Wash. & Jeff.....	17

St. John's (Minn.).....	16
Augustana (Ill.).....	15
Ithaca.....	15
Rowan.....	12
Dayton#.....	11
Lycoming.....	11
Widener.....	11
Wittenberg.....	11

MOST VICTORIES

Mount Union.....	47
St. John's (Minn.).....	31
Rowan.....	28
Ithaca.....	27
Augustana (Ill.).....	22
Central (Iowa).....	19
Wash. & Jeff.....	18
Wittenberg.....	17
Dayton#.....	16
Widener.....	15
Wis.-La Crosse.....	15

MOST CONSECUTIVE APPEARANCES

14 Mount Union.....	1992-present
10 Augustana (Ill.).....	1981-90
9 Trinity (Tex.).....	1997-present
8 Wash. & Jeff.....	1989-96
7 Central (Iowa).....	1984-90
7 Dayton#.....	1986-92

HIGHEST WINNING PERCENTAGE

(Min. 10 Games Played)

Mount Union.....	47-9	.839
Pacific Lutheran.....	8-3	.727
Rowan.....	28-12	.700
Ithaca.....	27-12	.692
Linfield.....	9-4	.692
St. John's (Minn.).....	31-14	.689
Augustana (Ill.).....	22-11	.667
Wittenberg.....	17-9	.654
Wis.-La Crosse.....	15-8	.652
Dayton#.....	16-9	.640

#No longer a Division III member.

All-Time Results

1973 Semifinals: Juniata 35, Bridgeport 14; Wittenberg 21, San Diego 14. **Championship:** Wittenberg 41, Juniata 0.

1974 Semifinals: Central (Iowa) 17, Evansville 16; Ithaca 27, Slippery Rock 14. **Championship:** Central (Iowa) 10, Ithaca 8.

1975 First Round: Widener 14, Albright 6; Ithaca 41, Fort Valley St. 12; Wittenberg 17, Indianapolis 13; Millsaps 28, Colorado Col. 21. **Semifinals:** Ithaca 23, Widener 14; Wittenberg 55, Millsaps 22. **Championship:** Wittenberg 28, Ithaca 0.

1976 First Round: St. John's (Minn.) 46, Augustana (Ill.) 7; Buena Vista 20, Carroll (Wis.) 14 (ot); St. Lawrence 26, Albright 7; Towson 14, C.W. Post 10. **Semifinals:** St. John's (Minn.) 61, Buena Vista 0; Towson 38, St. Lawrence 36. **Championship:** St. John's (Minn.) 31, Towson 28.

1977 First Round: Minn.-Morris 13, Albion 10; Wabash 20, St. John's (Minn.) 9; Widener 19, Central (Iowa) 0; Albany (N.Y.) 51, Hampden-Sydney 45. **Semifinals:** Wabash 37, Minn.-Morris 21; Widener 33, Albany (N.Y.) 15. **Championship:** Widener 39, Wabash 36.

1978 First Round: Minn.-Morris 23, St. Olaf 10; Wittenberg 6, Ithaca 3; Carnegie Mellon 24, Dayton 21; Baldwin-Wallace 71, St. Lawrence 7. **Semifinals:** Wittenberg 35, Minn.-Morris 14; Baldwin-Wallace 31, Carnegie Mellon 6. **Championship:** Baldwin-Wallace 24, Wittenberg 10.

1979 First Round: Wittenberg 21, Millersville 14; Widener 29, Baldwin-Wallace 8; Carnegie Mellon 31, Minn.-Morris 25; Ithaca 27, Dubuque 7. **Semifinals:**

Wittenberg 17, Widener 14; Ithaca 15, Carnegie Mellon 6. **Championship:** Ithaca 14, Wittenberg 10.

1980 First Round: Ithaca 41, Wagner 13; Minn.-Morris 41, Dubuque 35; Dayton 34, Baldwin-Wallace 0; Widener 43, Bethany (W.V.) 12. **Semifinals:** Ithaca 36, Minn.-Morris 0; Dayton 28, Widener 24. **Championship:** Dayton 63, Ithaca 0.

1981 First Round: Dayton 19, Augustana (Ill.) 7; Lawrence 21, Minn.-Morris 14 (ot); Montclair St. 13, Alfred 12; Widener 10, West Ga. 3. **Semifinals:** Dayton 38, Lawrence 0; Widener 23, Montclair St. 12. **Championship:** Widener 17, Dayton 10.

1982 First Round: Augustana (Ill.) 28, Baldwin-Wallace 22; St. Lawrence 43, Wagner 34; Bishop 32, Wartburg 7; West Ga. 31, Widener 24 (3 ot). **Semifinals:** Augustana (Ill.) 14, St. Lawrence 0; West Ga. 27, Bishop 0. **Championship:** West Ga. 14, Augustana (Ill.) 0.

1983 First Round: Union (N.Y.) 51, Hofstra 19; Salisbury 16, Carnegie Mellon 14; Augustana (Ill.) 22, Adrian 21; Wis.-La Crosse 43, Occidental 42. **Semifinals:** Union (N.Y.) 23, Salisbury 17; Augustana (Ill.) 21, Wis.-La Crosse 15. **Championship:** Augustana (Ill.) 21, Union (N.Y.) 17.

1984 First Round: Union (N.Y.) 26, Plymouth St. 14; Augustana (Ill.) 14, Dayton 13; Wash. & Jeff. 22, Randolph-Macon 21; Central (Iowa) 23, Occidental 22. **Semifinals:** Augustana (Ill.) 23, Union (N.Y.) 6; Central (Iowa) 20, Wash. & Jeff. 0. **Championship:** Augustana (Ill.) 21, Central (Iowa) 12.

1985 First Round: Ithaca 13, Union (N.Y.) 12; Montclair St. 28, Western Conn. St. 0; Salisbury 35, Carnegie Mellon 22; Gettysburg 14, Lycoming 10; Augustana (Ill.) 26, Albion 10; Mount Union 35, Denison 3; Central (Iowa) 27, Coe 7; Occidental 28, St. John's

(Minn.) 10. **Quarterfinals:** Ithaca 50, Montclair St. 28; Gettysburg 22, Salisbury 6; Augustana (Ill.) 21, Mount Union 14; Central (Iowa) 71, Occidental 0. **Semifinals:** Ithaca 34, Gettysburg 0; Augustana (Ill.) 14, Central (Iowa) 7. **Championship:** Augustana (Ill.) 20, Ithaca 7.

1986 First Round: Ithaca 24, Union (N.Y.) 17 (ot); Montclair St. 24, Hofstra 21; Susquehanna 28, Wash. & Jeff. 20; Salisbury 34, Emory & Henry 20; Mount Union 42, Dayton 36; Augustana (Ill.) 34, Hope 10; Central (Iowa) 37, Buena Vista 0; Concordia-M'head 24, Wis.-Stevens Point 15. **Quarterfinals:** Ithaca 29, Montclair St. 15; Salisbury 31, Susquehanna 17; Augustana (Ill.) 16, Mount Union 7; Concordia-M'head 17, Central (Iowa) 14. **Semifinals:** Salisbury 44, Ithaca 40; Augustana (Ill.) 41, Concordia-M'head 7. **Championship:** Augustana (Ill.) 31, Salisbury 3.

1987 First Round: Wagner 38, Rochester 14; Fordham 41, Hofstra 6; Wash. & Jeff. 23, Allegheny 17 (ot); Emory & Henry 49, Ferrum 7; Dayton 52, Capital 28; Augustana (Ill.) 53, Hiram 0; St. John's (Minn.) 7, Gust. Adolphus 3; Central (Iowa) 17, Menlo O. **Quarterfinals:** Wagner 21, Fordham 0; Emory & Henry 23, Wash. & Jeff. 16; Dayton 38, Augustana (Ill.) 36; Central (Iowa) 13, St. John's (Minn.) 3. **Semifinals:** Wagner 20, Emory & Henry 15; Dayton 34, Central (Iowa) 0. **Championship:** Wagner 19, Dayton 3.

1988 Regionals: Cortland St. 32, Hofstra 27; Ithaca 34, Wagner 31 (ot); Ferrum 34, Rhodes 10; Moravian 17, Widener 7; Wittenberg 35, Dayton 28 (ot); Augustana (Ill.) 25, Adrian 7; Central (Iowa) 7, Concordia-M'head 0; Wis.-Whitewater 29, Simpson 27. **Quarterfinals:** Ithaca 24, Cortland St. 17; Ferrum 49, Moravian 28; Augustana (Ill.) 28, Wittenberg 14; Central (Iowa) 16, Wis.-Whitewater 13. **Semifinals:** Ithaca 62, Ferrum 28; Central (Iowa) 23, Augustana (Ill.) 17 (2 ot). **Championship:** Ithaca 39, Central (Iowa) 24.

1989 Regionals: Union (N.Y.) 42, Cortland St. 14; Montclair St. 23, Hofstra 6; Lycoming 21, Dickinson 0; Ferrum 41, Wash. & Jeff. 7; Dayton 35, John Carroll 10; Millikin 21, Augustana (Ill.) 12; Central (Iowa) 55, St. Norbert 7; St. John's (Minn.) 42, Simpson 35. **Quarterfinals:** Union (N.Y.) 45, Montclair St. 6; Ferrum 49, Lycoming 24; Dayton 28, Millikin 16; St. John's (Minn.) 27, Central (Iowa) 24. **Semifinals:** Union (N.Y.) 37, Ferrum 21; Dayton 28, St. John's (Minn.) 0. **Championship:** Dayton 17, Union (N.Y.) 7.

1990 Regionals: Hofstra 35, Cortland St. 9; TCNJ 24, Ithaca 14; Wash. & Jeff. 10, Ferrum 7; Lycoming 17, Carnegie Mellon 7; Dayton 24, Augustana (Ill.) 14; Allegheny 26, Mount Union 15; St. Thomas (Minn.) 24, Wis.-Whitewater 23; Central (Iowa) 24, Redlands 14. **Quarterfinals:** Hofstra 38, TCNJ 3; Lycoming 24, Wash. & Jeff. 0; Allegheny 31, Dayton 23; Central (Iowa) 33, St. Thomas (Minn.) 32. **Semifinals:** Lycoming 20, Hofstra 10; Allegheny 24, Central (Iowa) 7. **Championship:** Allegheny 21, Lycoming 14 (ot).

1991 Regionals: St. John's (Minn.) 75, Coe 2; Wis.-La Crosse 28, Simpson 13; Allegheny 24, Albion 21 (ot); Dayton 27, Baldwin-Wallace 10; Ithaca 31, Rowan 10; Union (N.Y.) 55, Mass.-Lowell 16; Lycoming 18, Wash. & Jeff. 16; Susquehanna 21, Dickinson 20. **Quarterfinals:** St. John's (Minn.) 29, Wis.-La Crosse 10; Dayton 28, Allegheny 25 (ot); Ithaca 35, Union (N.Y.) 23; Susquehanna 31, Lycoming 24. **Semifinals:** Dayton 19, St. John's (Minn.) 7; Ithaca 49, Susquehanna 13. **Championship:** Ithaca 34, Dayton 20.

1992 Regionals: Mount Union 27, Dayton 10; Ill. Wesleyan 21, Aurora 12; Central (Iowa) 20, Carleton 8; Wis.-La Crosse 47, Redlands 26; Emory & Henry 17, Thomas More 0; Wash. & Jeff. 33, Lycoming 0; Rowan 41, WPI 14; Buffalo St. 28, Ithaca 26. **Quarterfinals:** Mount Union 49, Ill. Wesleyan 27; Wis.-La Crosse 34, Central (Iowa) 9; Wash. & Jeff. 51, Emory & Henry 15; Rowan 28, Buffalo St. 19. **Semifinals:** Wis.-La Crosse 29, Mount Union 24; Wash. & Jeff. 18, Rowan 13. **Championship:** Wis.-La Crosse 16, Wash. & Jeff. 12.

1993 Regionals: Mount Union 40, Allegheny 7; Albion 41, Anderson (Ind.) 21; Wis.-La Crosse 55, Wartburg 26; St. John's (Minn.) 32, Coe 14; Wash. & Jeff. 27, Moravian 7; Frostburg St. 26, Wilkes 25; Rowan 29, Buffalo St. 6; Wm. Paterson 17, Union (N.Y.) 7. **Quarterfinals:** Mount Union 30, Albion 16; St. John's (Minn.) 47, Wis.-La Crosse 25; Wash. & Jeff. 28, Frostburg St. 7; Rowan 37, Wm. Paterson 0. **Semifinals:** Mount Union 56, St. John's (Minn.) 8; Rowan 23, Wash. & Jeff. 16. **Championship:** Mount Union 34, Rowan 24.

1994 Regionals: Mount Union 28, Allegheny 19; Albion 28, Augustana (Ill.) 21; Wartburg 22, Central (Iowa) 21; St. John's (Minn.) 51, La Verne 12; Widener 14, Dickinson 0; Wash. & Jeff. 28, Trinity (Tex.) 0; Plymouth St. 19, Merchant Marine 18; Ithaca 10, Buffalo St. 7 (2 ot). **Quarterfinals:** Albion 34, Mount Union 33; St. John's (Minn.) 42, Wartburg 14; Wash. & Jeff. 37, Widener 21; Ithaca 22, Plymouth St. 7. **Semifinals:** Albion 19, St. John's (Minn.) 16; Wash. & Jeff. 23, Ithaca 19. **Championship:** Albion 38, Wash. & Jeff. 15.

1995 Regionals: Mount Union 52, Hanover 18; Wheaton (Ill.) 63, Wittenberg 41; Wis.-La Crosse 45, Concordia-M'head 7; Wis.-River Falls 10, Central (Iowa) 7; Wash. & Jeff. 35, Emory & Henry 16; Lycoming 31, Widener 27; Rowan 46, Buffalo St. 7; Union (N.Y.) 24, Plymouth St. 7. **Quarterfinals:** Mount Union 40, Wheaton (Ill.) 14; Wis.-La Crosse 28, Wis.-River Falls 14; Wash. & Jeff. 48, Lycoming 0; Rowan 38, Union (N.Y.) 7. **Semifinals:** Wis.-La Crosse 20, Mount Union 17; Rowan 28, Wash. & Jeff. 15. **Championship:** Wis.-La Crosse 36, Rowan 7.

1996 Regionals: Mount Union 31, Allegheny 26; Ill. Wesleyan 23, Albion 20; Wis.-La Crosse 44, Wis.-River Falls 0; St. John's (Minn.) 21, Simpson 18; Lycoming 31, Ursinus 24; Albright 31, Wash. & Jeff. 17; Rowan 21, Buffalo St. 20; TCNJ 17, Coast Guard 16. **Quarterfinals:** Mount Union 49, Ill. Wesleyan 14; Wis.-La

Crosse 37, St. John's (Minn.) 30; Lycoming 31, Albright 13; Rowan 7, TCNJ 3. **Semifinals:** Mount Union 39, Wis.-La Crosse 21; Rowan 33, Lycoming 14. **Championship:** Mount Union 56, Rowan 24.

1997 First Round: Mount Union 34, Allegheny 30; John Carroll 30, Hanover 20; Simpson 34, Wis.-Whitewater 31; Augsburg 34, Concordia-M'head 22; Lycoming 27, McDaniel 13; Trinity (Tex.) 44, Catholic 33; Rowan 43, Coast Guard 0; TCNJ 34, Cortland St. 30. **Quarterfinals:** Mount Union 59, John Carroll 7; Simpson 61, Augsburg 21; Lycoming 46, Trinity (Tex.) 26; Rowan 13, TCNJ 7. **Semifinals:** Mount Union 54, Simpson 7; Lycoming 28, Rowan 20. **Championship:** Mount Union 61, Lycoming 12.

1998 First Round: Mount Union 21, Albion 19; Wittenberg 13, Millikin 10; Lycoming 49, Catholic 14; Trinity (Tex.) 30, McDaniel 20; Wis.-Eau Claire 28, Central (Iowa) 21; St. John's (Minn.) 33, Pacific Lutheran 20; Buffalo St. 38, Springfield 35; Rowan 26, TCNJ 2. **Quarterfinals:** Mount Union 21, Wittenberg 19; Trinity (Tex.) 37, Lycoming 21; Wis.-Eau Claire 10, St. John's (Minn.) 7; Rowan 19, Buffalo St. 17. **Semifinals:** Mount Union 34, Trinity (Tex.) 29; Rowan 22, Wis.-Eau Claire 19. **Championship:** Mount Union 44, Rowan 24.

1999 First Round: Augustana (Ill.) 39, St. Norbert 32; Ohio Northern 56, Hanover 14; Wittenberg 42, Alma 19; Montclair St. 37, Buffalo St. 34; Rowan 29, Rensselaer 10; Ursinus 43, Bridgewater St. 38; Pacific Lutheran 28, Willamette 24; Central (Iowa) 38, Wis.-La Crosse 17; St. John's (Minn.) 23, Wis.-Stevens Point 10; McDaniel 20, Catholic 16; Hardin-Simmons 28, Washington-St. Louis 21; Wash. & Jeff. 14, Lycoming 7. **Second Round:** Mount Union 42, Augustana (Ill.) 33; Ohio Northern 58, Wittenberg 24; Montclair St. 32, Western Conn. St. 24; Rowan 55, Ursinus 0; Pacific Lutheran 49, Wartburg 14; St. John's (Minn.) 10, Central (Iowa) 9; Trinity (Tex.) 20, McDaniel 16; Hardin-Simmons 51, Wash. & Jeff. 3. **Quarterfinals:** Mount Union 56, Ohio Northern 31; Rowan 42, Montclair St. 13; Pacific Lutheran 19, St. John's (Minn.) 9; Trinity (Tex.) 40, Hardin-Simmons 33. **Semifinals:** Rowan 24, Mount Union 17 (ot); Pacific Lutheran 49, Trinity (Tex.) 28. **Championship:** Pacific Lutheran 42, Rowan 13.

2000 First Round: Ohio Northern 47, Millikin 21; Hanover 20, Hope 3; Wittenberg 31, Aurora 20; Springfield 31, Montclair St. 29; Widener 33, Union (N.Y.) 26; Hobart 25, Bridgewater St. 0; Central (Iowa) 28, St. Norbert 14; Pacific Lutheran 41, Bethel (Minn.) 13; St. John's (Minn.) 13, Wis.-Stout 19; McDaniel 38, Emory & Henry 14; Trinity (Tex.) 21, Wesley 3; Bridgewater (Va.) 59, Wash. & Jeff. 42. **Second Round:** Mount Union 59, Ohio Northern 28; Wittenberg 32, Hanover 21; Springfield 13, Brockport St. 6; Widener 40, Hobart 14; Central (Iowa) 20, Linfield 17 (ot); St. John's (Minn.) 28, Pacific Lutheran 21 (ot); Hardin-Simmons 32, McDaniel 10; Trinity (Tex.) 47, Bridgewater (Va.) 41 (ot). **Quarterfinals:** Mount Union 32, Wittenberg 15; Widener 61, Springfield 27; St. John's (Minn.) 21, Central (Iowa) 18; Hardin-Simmons 33, Trinity (Tex.) 30. **Semifinals:** Mount Union 70, Widener 30; St. John's (Minn.) 38, Hardin-Simmons 14. **Championship:** Mount Union 10, St. John's (Minn.) 7.

2001 First Round: Augustana (Ill.) 54, Defiance 14; Wittenberg 38, Hardin-Simmons 35 (ot); Thomas More 34, MacMurray 30; Pacific Lutheran 27, Whitworth 26 (ot); Wis.-Stevens Point 37, Bethel (Minn.) 27; St. John's (Minn.) 27, St. Norbert 20; Ithaca 35, Montclair St. 23; Rowan 40, Brockport St. 17; Western Conn. St. 8, Westfield St. 7; Trinity (Tex.) 30, Mary Hardin-Baylor 6; Wash. & Jeff. 24, McDaniel 21; Widener 56, Chris. Newport 7. **Second Round:** Mount Union 32, Augustana (Ill.) 7; Wittenberg 41, Thomas More 0; Pacific Lutheran 27, Central (Iowa) 21 (ot); St. John's (Minn.) 9, Wis.-Stevens Point 7; Ithaca 27, Rensselaer 10; Rowan 43, Western Conn. St. 14; Bridgewater (Va.) 41, Trinity (Tex.) 37; Widener 46, Wash. & Jeff. 30. **Quarterfinals:** Mount Union 49, Wittenberg 21; St. John's (Minn.) 31, Pacific Lutheran 6; Rowan 48, Ithaca 0; Bridgewater (Va.) 57, Widener 32. **Semifinals:** Mount Union 35, St. John's (Minn.) 14; Bridgewater (Va.) 29,

Rowan 24. **Championship:** Mount Union 30, Bridgewater (Va.) 27.

2002 First Round: Wheaton (Ill.) 42, Alma 14; Wittenberg 34, Hanover 33; Wabash 42, MacMurray 7; Brockport St. 16, Springfield 0; John Carroll 27, Hobart 7; Muhlenberg 56, Mass.-Dartmouth 6; Wartburg 45, Lake Forest 0; Coe 21, Wis.-La Crosse 18; St. John's (Minn.) 31, Redlands 24; King's (Pa.) 28, Salisbury 0; Wash. & Jeff. 24, Chris. Newport 10; Trinity (Tex.) 48, Mary Hardin-Baylor 38. **Second Round:** Mount Union 42, Wheaton (Ill.) 21; Wabash 25, Wittenberg 14; Brockport St. 15, Rowan 12; John Carroll 21, Muhlenberg 10; Linfield 52, Wartburg 15; St. John's (Minn.) 45, Coe 14; Bridgewater (Va.) 19, King's (Pa.) 17; Trinity (Tex.) 45, Wash. & Jeff. 10. **Quarterfinals:** Mount Union 45, Wabash 16; John Carroll 16, Brockport St. 10 (ot); St. John's (Minn.) 21, Linfield 14; Trinity (Tex.) 38, Bridgewater (Va.) 32. **Semifinals:** Mount Union 57, John Carroll 19; Trinity (Tex.) 41, St. John's (Minn.) 34. **Championship:** Mount Union 48, Trinity (Tex.) 7.

2003 First Round: Wis.-La Crosse 52, Concordia (Wis.) 13; Baldwin-Wallace 54, Hanover 32; Wheaton (Ill.) 55, Hope 45; East Tex. Baptist 42, Trinity (Tex.) 41 (ot); Bridgewater (Va.) 28; Waynesburg 24; Chris. Newport 24, Muhlenberg 20; Rensselaer 34, Curry 20; Ithaca 14, Brockport St. 9; Montclair St. 20, Allegheny 19; St. Norbert 26, Simpson 20 (2 ot); Wartburg 21, Bethel (Minn.) 7; Linfield 31, Redlands 23. **Second Round:** Mount Union 39, Wis.-La Crosse 14; Wheaton (Ill.) 16, Baldwin-Wallace 12; Lycoming 13, East Tex. Baptist 7 (ot); Rensselaer 40, Springfield 34; Bridgewater (Va.) 26, Chris. Newport 3; Ithaca 33, Montclair St. 13; St. John's (Minn.) 38, St. Norbert 13; Linfield 23, Wartburg 20. **Quarterfinals:** Mount Union 56, Wheaton (Ill.) 10; Bridgewater (Va.) 13, Lycoming 9; Rensselaer 21, Ithaca 16; St. John's (Minn.) 31, Linfield 25. **Semifinals:** Mount Union, 66, Bridgewater (Va.) 0; St. John's (Minn.) 38, Rensselaer 10. **Championship:** St. John's (Minn.) 24, Mount Union 6.

2004 First Round: Wis.-La Crosse 37, St. Norbert 23; Occidental 28, Willamette 14; Concordia-M'head 28, Wartburg 14; Hobart 35, Curry 16; St. John Fisher 31, Muhlenberg 3; Delaware Valley 21, Shenandoah 17; Mary Hardin-Baylor 32, Trinity (Tex.) 13; Chris. Newport 35, Salisbury 24; Wash. & Jeff. 55, Bridgewater (Va.) 48 (2 ot); Wheaton (Ill.) 31, Mt. St. Joseph 7; Carthage 31, Alma 28; Wooster 41, Aurora 34. **Second Round:** Linfield 52, Wis.-La Crosse 14; Occidental 42, Concordia-M'head 40; Rowan 45, Hobart 14; Delaware Valley 26, St. John Fisher 20; Mary Hardin-Baylor 42, Hardin-Simmons 28; Wash. & Jeff. 24, Chris. Newport 14; Mount Union 27, Wheaton (Ill.) 6; Carthage 14, Wooster 7. **Quarterfinals:** Linfield 56, Occidental 27; Rowan 56, Delaware Valley 7; Mary Hardin-Baylor 52, Wash. & Jeff. 16; Mount Union 38, Carthage 20. **Semifinals:** Linfield 52, Rowan 0; Mary Hardin-Baylor 38, Mount Union 35. **Championship:** Linfield 28, Mary Hardin-Baylor 21.

2005 First Round: Linfield 63, Occidental 21; Concordia-M'head 27, Coe 14; St. John's (Minn.) 62, Monmouth (Ill.) 3; Wis.-Whitewater 34, Central (Iowa) 14; Mary Hardin-Baylor 35, Trinity (Tex.) 6; Wesley 59, Ferrum 14; Bridgewater (Va.) 30, Wash. & Jeff. 21; Thiel 28, Johns Hopkins 3; Wabash 38, Albion 20; Capital 21, North Central (Ill.) 19; Augustana (Ill.) 49, Lakeland 22; Mount Union 49, Mt. St. Joseph 6; Delaware Valley 37, Curry 22; Hobart 23, Cortland St. 22; Rowan 42, Wilkes 3; Union (N.Y.) 55, Ithaca 41. **Second Round:** Linfield 28, Concordia-M'head 14; Wis.-Whitewater 34, St. John's (Minn.) 7; Wesley 46, Mary Hardin-Baylor 36; Bridgewater (Va.) 24, Thiel 13; Capital 14, Wabash 11; Mount Union 44, Augustana (Ill.) 7; Delaware Valley 21, Hobart 14; Rowan 28, Union (N.Y.) 24. **Quarterfinals:** Wis.-Whitewater 44, Linfield 41; Wesley 46, Bridgewater (Va.) 7; Mount Union 34, Capital 31; Rowan 27, Delaware Valley 21. **Semifinals:** Wis.-Whitewater 58, Wesley 6; Mount Union 19, Rowan 7. **Championship:** Mount Union 35, Wis.-Whitewater 28.



Attendance Records

All-Time College Football

Attendance 238

All-Time NCAA Attendance 238

Annual Conference

Attendance Leaders..... 239

2005 Attendance 240

Annual Team Attendance Leaders... 243



All-Time College Football Attendance

(Includes all divisions and non-NCAA teams)

Year	No. Teams	G	Total Attendance	P/G Avg.	Yearly Change Total Att.	Percent
1948	685	—	19,134,159	—	—	—
1949	682	—	19,651,995	—	Up 517,836	+2.71
1950	674	—	18,961,688	—	Dn 690,307	-3.51
1951	635	—	17,480,533	—	Dn 1,481,155	-7.81
1952	625	—	17,288,062	—	Dn 192,471	-1.10
1953	618	—	16,681,731	—	Dn 606,331	-3.51
1954	614	—	17,048,603	—	Up 366,872	+2.20
1955	621	—	17,266,556	—	Up 217,953	+1.28
1956	618	—	18,031,805	—	Up 765,249	+4.43
1957	618	2,586	18,290,724	7,073	Up 258,919	+1.44
1958	618	2,673	19,280,709	7,213	Up 989,985	+5.41
1959	623	2,695	19,615,344	7,278	Up 334,635	+1.74
1960	620	2,711	20,403,409	7,526	Up 788,065	+4.02
1961	616	2,697	20,677,604	7,667	Up 274,195	+1.34
1962	610	2,679	21,227,162	7,924	Up 549,558	+2.66
1963	616	2,686	22,237,094	8,279	Up 1,009,932	+4.76
1964	622	2,745	23,354,477	8,508	Up 1,117,383	+5.02
1965	616	2,749	24,682,572	8,979	Up 1,328,095	+5.69
1966	616	2,768	25,275,899	9,131	Up 593,327	+2.40
1967	610	2,764	26,430,639	9,562	Up 1,154,740	+4.57
1968	612	2,786	27,025,846	9,701	Up 595,207	+2.25
1969	615	2,820	27,626,160	9,797	Up 600,314	+2.22
1970	617	2,895	29,465,604	10,178	Up 1,839,444	+6.66
1971	618	2,955	30,455,442	10,306	Up 989,838	+3.36
1972	620	2,997	30,828,802	10,287	Up 373,360	+1.23
1973	630	3,062	31,282,540	10,216	Up 453,738	+1.47
1974	634	3,101	31,234,855	10,073	Dn 47,685	-0.15
1975	634	3,089	31,687,847	10,258	Up 452,992	+1.45
1976	637	3,108	32,012,008	10,299	Up 324,161	+1.02
1977	638	3,145	32,905,178	10,463	Up 893,170	+2.79

Beginning in 1978, attendance includes NCAA teams only.

All-Time NCAA Attendance

Annual Total NCAA Attendance

(Includes Only NCAA Teams, All Divisions)

Year	No. Teams	G	Total Attendance	P/G Avg.	Yearly Change Total	Percent
1978	484	2,422	32,369,730	13,365	—	—
1979	478	2,381	32,874,755	13,807	Up 505,025	+1.56
1980	485	2,451	33,707,772	13,753	Up 833,017	+2.53
1981	497	2,505	34,230,471	13,665	Up 522,699	+1.55
1982	510	2,569	35,176,195	13,693	Up 945,724	+2.76
1983	505	2,557	34,817,264	13,616	Dn 358,931	-1.02
1984	501	2,542	35,211,076	13,852	Up 393,812	+1.13
1985	509	2,599	34,951,548	13,448	Dn 259,528	-0.74
1986	510	2,605	35,030,902	13,448	Up 79,354	+0.23
1987	507	2,589	35,007,541	13,522	Dn 23,361	-0.07
1988	524	2,644	34,323,842	12,982	Dn 683,699	-1.95
1989	524	2,630	35,116,188	13,352	Up 792,346	+2.31
1990	533	2,704	35,329,946	13,066	Up 213,758	+0.61
1991	548	2,776	35,528,220	12,798	Up 198,274	+0.56
1992	552	2,824	35,225,431	12,474	Dn 302,789	-0.85
1993	560	2,888	34,870,634	12,074	Dn 354,797	-1.01
1994	568	2,907	36,459,896	12,542	Up 1,591,352	+4.56
1995	565	2,923	35,637,784	12,192	Dn 822,112	-2.25
1996	566	2,925	36,083,053	12,336	Up 445,269	+1.25
1997	581	2,998	36,857,849	12,294	Up 774,796	+2.15
1998	595	3,044	37,491,078	12,316	Up 633,229	+1.72
1999	601	3,137	39,482,657	12,586	Up 1,991,477	+5.31
2000	606	3,122	39,059,225	12,511	Dn 423,432	-1.07
2001	608	3,193	40,480,823	12,678	Up 1,421,598	+3.64
2002	*617	3,395	44,556,215	13,124	*Up 4,075,392	*+10.07
2003	*617	3,401	*46,144,539	13,568	Up 1,588,324	+3.56
2004	612	3,266	43,105,548	13,198	Dn 3,038,991	-0.93
2005	615	3,304	43,486,574	13,162	Up 381,026	+0.88

*Record.

Annual Division I-A Attendance

Year	Teams	G	Attendance	Avg.
1976	137	796	23,917,522	30,047
1977	144	799	24,613,285	30,805
1978	139	772	25,017,915	32,407
1979	139	774	25,862,801	33,414
1980	139	776	26,499,022	34,148
1981	137	768	26,588,688	34,621
1982	97	567	24,771,855	43,689
1983	105	602	25,381,761	42,162
1984	105	606	25,783,807	42,548
1985	105	605	25,434,412	42,040
1986	105	611	25,692,095	42,049
1987	104	607	25,471,744	41,963
1988	104	605	25,079,490	41,454
1989	106	603	25,307,915	41,970
1990	106	615	25,513,098	41,485
1991	106	610	25,646,067	42,043
1992	107	617	25,402,046	41,170
1993	106	613	25,305,438	41,281
1994	107	614	25,590,190	41,678
1995	108	623	25,836,469	41,471
1996	111	644	26,620,942	41,337
1997	112	655	27,565,959	42,085
1998	112	651	27,674,217	42,510
1999	114	666	29,032,973	43,593
2000	116	661	28,839,284	43,630
2001	115	688	30,298,574	44,039
2002	117	775	34,384,264	44,367
2003	117	772	*35,085,646	45,447
2004	118	711	32,495,401	45,704
2005	117	709	32,641,526	*46,039

*Record.

Annual Division I-AA Attendance

Year	Teams	G	Attendance	Avg.
1978	38	201	2,032,766	10,113
1979	39	211	2,073,890	9,829
1980	46	251	2,617,932	10,430
1981	50	270	2,950,156	10,927
1982	92	483	5,655,519	*11,709
1983	84	450	4,879,709	10,844
1984	87	465	5,061,480	10,885
1985	87	471	5,143,077	10,919
1986	86	456	5,044,992	11,064
1987	87	460	5,129,250	11,151
1988	88	465	4,801,637	10,326
1989	89	471	5,278,520	11,020
1990	87	473	5,328,477	11,265
1991	89	490	5,386,425	10,993
1992	88	485	5,057,955	10,429
1993	115	623	5,356,873	8,599
1994	117	643	*6,193,989	9,633
1995	119	647	5,660,329	8,749
1996	116	629	5,255,033	8,355
1997	118	642	5,212,048	8,118
1998	119	631	5,555,862	8,805
1999	122	661	5,949,345	9,001
2000	122	664	5,722,107	8,618
2001	123	649	5,375,851	8,283
2002	123	700	5,525,250	7,893
2003	121	699	6,070,116	8,684
2004	119	658	5,650,727	8,588
2005	116	638	5,436,122	8,521

*Record.

Annual Division II Attendance

Year	Teams	G	Attendance	Avg.
1978	103	518	2,871,683	*5,544
1979	105	526	2,775,569	5,277
1980	111	546	2,584,765	4,734
1981	121	589	2,726,537	4,629
1982	126	618	2,745,964	4,443
1983	122	611	2,705,892	4,429
1984	114	568	2,413,947	4,250
1985	114	569	2,475,325	4,350
1986	111	551	2,404,852	4,365
1987	107	541	2,424,041	4,481

Year	Teams	G	Attendance	Avg.
1988	117	580	2,570,964	4,493
1989	116	579	2,572,496	4,428
1990	120	580	2,472,811	4,263
1991	128	622	2,490,929	4,005
1992	129	643	2,733,094	4,251
1993	142	718	2,572,053	3,582
1994	142	704	2,791,074	3,965
1995	138	705	2,459,792	3,489
1996	139	701	2,514,241	3,587
1997	142	710	2,349,442	3,309
1998	149	747	2,443,660	3,271
1999	147	749	2,504,118	3,343
2000	149	739	2,512,290	3,400
2001	145	752	2,648,761	3,522
2002	149	783	2,647,038	3,381
2003	150	786	2,835,856	3,608
2004	148	768	2,851,498	3,713
2005	147	778	*2,989,274	3,842

*Record.

Annual Division III Attendance

Year	Teams	G	Attendance	Avg.
1978	204	931	*2,447,366	2,629
1979	195	870	2,162,495	2,486
1980	189	878	2,006,053	2,285
1981	189	878	1,965,090	2,238
1982	195	901	2,002,857	2,223
1983	194	894	1,849,902	2,069
1984	195	903	1,951,842	2,162
1985	203	954	1,898,734	1,990
1986	208	987	1,888,963	1,914
1987	209	981	1,982,506	2,021
1988	215	994	1,871,751	1,883
1989	213	977	1,957,257	1,948
1990	220	1,036	2,015,560	1,946
1991	225	1,054	2,004,799	1,902
1992	228	1,079	2,032,336	1,884
1993	197	934	1,636,270	1,752
1994	202	946	1,884,643	1,992
1995	200	948	1,681,194	1,773
1996	200	951	1,692,837	1,780
1997	209	991	1,730,400	1,746
1998	215	1,015	1,817,339	1,790
1999	218	1,061	1,996,221	1,881
2000	221	1,058	1,985,544	1,877
2001	225	1,104	2,157,637	1,954
2002	228	1,137	1,999,663	1,759
2003	229	1,144	2,152,921	1,882
2004	227	1,129	2,107,855	1,867
2005	227	1,135	2,088,019	1,840

*Record.

Annual Conference Attendance Leaders

(Based on per-game average; minimum 20 games)

Division I-A

Year	Conference	Teams	Attendance	P/G Avg.
1978	Big Ten	10	3,668,926	61,149
1979	Big Ten	10	3,865,170	63,363
1980	Big Ten	10	3,781,232	64,089
1981	Big Ten	10	3,818,728	63,645
1982	Big Ten	10	3,935,722	66,707
1983	Big Ten	10	3,710,931	67,471
1984	Big Ten	10	3,943,802	67,997
1985	Big Ten	10	4,015,693	66,928
1986	Big Ten	10	4,006,845	65,686
1987	Big Ten	10	3,990,524	65,418
1988	Southeastern	10	3,912,241	63,101
1989	Southeastern	10	4,123,005	65,445
1990	Southeastern	10	4,215,400	63,870
1991	Southeastern	10	4,063,190	66,610
1992	Southeastern	12	4,844,014	63,737
1993	Big Ten	11	4,320,397	63,535
1994	Big Ten	11	4,452,839	66,460

Year	Conference	Teams	Attendance	P/G Avg.
1995	Big Ten	11	4,592,499	67,537
1996	Big Ten	11	4,321,276	67,520
1997	Big Ten	11	4,744,211	67,774
1998	Southeastern	12	5,059,534	69,309
1999	Southeastern	12	5,500,664	70,521
2000	Southeastern	12	5,143,777	72,448
2001	Southeastern	12	5,554,028	73,079
2002	Southeastern	12	6,085,156	73,315
2003	Southeastern	12	*6,146,890	74,059
2004	Southeastern	12	5,719,678	74,282
2005	Southeastern	12	5,593,429	*74,579

*Record.

Division I-AA

Year	Conference	Teams	Attendance	P/G Avg.
1978	Southwestern Athletic	5	483,159	17,895
1979	Southwestern Athletic	6	513,768	16,055
1980	Southwestern Athletic	7	611,234	16,085
1981	Southwestern Athletic	7	662,221	18,921
1982	Southwestern Athletic	7	634,505	18,129
1983	Southwestern Athletic	8	709,160	16,117
1984	Southwestern Athletic	8	702,186	17,555
1985	Southwestern Athletic	8	790,296	17,961
1986	Southwestern Athletic	8	621,584	16,357
1987	Southwestern Athletic	8	697,534	16,608
1988	Southwestern Athletic	8	541,127	14,240
1989	Southwestern Athletic	8	796,844	18,110
1990	Southwestern Athletic	7	828,169	20,704
1991	Southwestern Athletic	8	856,491	18,223
1992	Southwestern Athletic	8	873,772	20,804
1993	Southwestern Athletic	8	772,714	18,398
1994	Southwestern Athletic	8	*958,508	*23,378
1995	Southwestern Athletic	8	628,702	16,545
1996	Southwestern Athletic	8	600,798	15,405
1997	Southwestern Athletic	8	567,929	15,776
1998	Southwestern Athletic	9	516,042	13,580
1999	Southwestern Athletic	10	781,226	15,318
2000	Southwestern Athletic	10	506,076	11,502
2001	Southwestern Athletic	10	583,599	12,417
2002	Southwestern Athletic	10	459,911	10,950
2003	Southwestern Athletic	10	579,976	12,083
2004	Southwestern Athletic	10	521,986	11,600
2005	Southern	8	512,370	11,138

*Record.

Division II

Year	Conference	Teams	Attendance	P/G Avg.
1978	Mid-Continent	6	237,458	9,133
1979	Mid-Continent	6	313,790	9,509
1980	Southern Intercollegiate	12	356,744	7,280
1981	Lone Star	8	340,876	7,575
1982	Lone Star	8	348,780	8,507
1983	Lone Star	8	296,350	7,228
1984	Central Intercollegiate	12	418,075	6,743
1985	Central Intercollegiate	12	378,160	6,099
1986	Central Intercollegiate	12	380,172	6,670
1987	Lone Star	6	208,709	6,325
1988	Central Intercollegiate	12	343,070	6,473
1989	Lone Star	8	249,570	5,942
1990	Southern Intercollegiate	9	264,741	6,967
1991	Central Intercollegiate	11	349,962	6,603
1992	Southern Intercollegiate	9	344,504	7,489
1993	Southern Intercollegiate	9	342,446	8,352
1994	Southern Intercollegiate	9	*456,289	*10,140
1995	Southern Intercollegiate	10	321,751	6,846
1996	Southern Intercollegiate	10	310,491	6,750
1997	Southern Intercollegiate	10	314,975	6,562
1998	Southern Intercollegiate	11	399,277	7,005
1999	Southern Intercollegiate	10	305,640	6,946
2000	Southern Intercollegiate	8	288,807	7,405
2001	Southern Intercollegiate	8	220,869	7,125
2002	North Central	9	307,688	5,594
2003	Southern Intercollegiate	9	254,321	6,521
2004	Southern Intercollegiate	9	289,352	6,889
2005	Southern Intercollegiate	10	292,627	6,361

*Record.

Division III

Year	Conference	Teams	Attendance	P/G Avg.
1979	Great Lakes.....	6	90,531	3,482
1980	Great Lakes.....	7	113,307	3,333
1981	Ohio Athletic.....	14	*196,640	2,979
1982	New Jersey State.....	7	98,502	2,985
1983	Heartland.....	7	121,825	3,384
1984	Heartland.....	7	107,500	2,986
1985	Ohio Athletic.....	9	125,074	2,719
1986	Heartland.....	7	91,793	2,550
1987	Heartland.....	6	84,815	3,029
1988	Heartland.....	5	82,966	2,963
1989	Old Dominion.....	5	70,676	2,945
1990	Old Dominion.....	6	86,238	2,974
1991	Old Dominion.....	6	101,774	3,283
1992	Old Dominion.....	6	100,132	3,338
1993	Old Dominion.....	6	96,526	3,218
1994	Old Dominion.....	6	111,334	*3,976
1995	Old Dominion.....	6	105,819	3,527
1996	Old Dominion.....	6	90,277	3,113
1997	Old Dominion.....	6	92,810	3,094
1998	Old Dominion.....	6	112,329	3,744
1999	Old Dominion.....	7	103,435	2,955
2000	Old Dominion.....	7	115,054	3,486
2001	Old Dominion.....	7	108,487	3,014
2002	Ohio Athletic.....	10	149,453	2,768
2003	Ohio Athletic.....	10	163,948	3,093
2004	Old Dominion.....	7	89,388	2,883
2005	Minnesota Intercollegiate.....	9	129,785	3,018

*Record. Note: 1978 figures not available.

2005 Attendance

Division II

Rank, School	Games	Attendance	Average
1. West Tex. A&M.....	6	78,535	13,089
2. Tuskegee.....	4	45,231	11,307
3. Miles.....	5	51,074	10,214
4. Angelo St.....	7	66,384	9,483
5. North Dakota.....	7	65,980	9,425
6. Grand Valley St.....	8	73,936	9,242
7. Pittsburg St.....	6	51,341	8,556
8. Central Mo. St.....	5	42,294	8,458
9. North Ala.....	6	48,399	8,066
10. Winston-Salem.....	6	48,310	8,051
11. Tex. A&M-Kingsville.....	5	40,232	8,046
12. Albany St. (Ga.).....	5	40,185	8,037
13. Morehouse.....	4	31,124	7,781
14. South Dakota.....	6	45,587	7,597
15. Central Ark.....	6	43,961	7,326
16. Abilene Christian.....	5	34,787	6,957
17. Virginia St.....	5	34,666	6,933
18. N.C. Central.....	6	41,237	6,872
19. Mo. Southern St.....	4	26,846	6,711
20. Fort Valley St.....	3	19,862	6,620
21. Midwestern St.....	6	37,666	6,277
22. Arkansas Tech.....	5	31,134	6,226
23. Kentucky St.....	4	24,270	6,067
24. Washburn.....	6	35,751	5,958
25. Delta St.....	5	29,626	5,925
26. Northwest Mo. St.....	5	29,250	5,850
27. Benedict.....	5	28,604	5,720
28. Slippery Rock.....	5	27,600	5,520
29. Northeastern St.....	5	26,816	5,363
30. Valdosta St.....	7	37,293	5,327
31. Harding.....	5	26,013	5,202
32. Shaw.....	5	25,976	5,195
33. Lenoir-Rhyne.....	4	20,050	5,012
34. Neb.-Omaha.....	7	34,257	4,893
35. Southern Ark.....	5	24,124	4,824
36. Central Okla.....	4	19,220	4,805
37. Mo. Western St.....	7	32,294	4,613
38. Tarleton St.....	5	22,808	4,561
39. Emporia St.....	5	22,401	4,480
40. Neb.-Kearney.....	7	30,550	4,364
41. Saginaw Valley.....	6	26,139	4,356
42. West Chester.....	5	21,222	4,244
43. Southeastern Okla.....	4	16,933	4,233

Rank, School	Games	Attendance	Average
44. East Central.....	5	20,600	4,120
45. Minn. St. Mankato.....	5	20,207	4,041
46. Carson-Newman.....	3	11,867	3,955
47. St. Cloud St.....	6	23,613	3,935
48. Presbyterian.....	6	23,287	3,881
49. Shepherd.....	7	26,245	3,749
50. Bloomsburg.....	6	22,482	3,747
51. Minn. Duluth.....	5	18,725	3,745
52. Northern St.....	5	18,245	3,649
53. Shippensburg.....	5	18,222	3,644
54. Fayetteville St.....	5	17,991	3,598
55. Livingstone.....	4	14,371	3,592
56. Johnson C. Smith.....	5	17,810	3,562
57. East Stroudsburg.....	6	21,252	3,542
58. Northern Mich.....	5	17,530	3,506
59. St. Augustine's.....	3	10,240	3,413
60. Clark Atlanta.....	6	20,248	3,374
61. Augustana (S.D.).....	5	16,808	3,361
62. Ouachita Baptist.....	5	16,781	3,356
63. West Ala.....	6	20,100	3,350
64. Stillman.....	5	16,270	3,254
65. Edinboro.....	6	19,309	3,218
66. Millersville.....	4	12,850	3,212
67. Catawba.....	6	19,239	3,206
68. Elizabeth City St.....	4	12,770	3,193
69. Indiana (Pa.).....	5	15,962	3,192
70. North Greenville.....	5	15,934	3,186
71. Lane.....	5	15,759	3,151
72. California (Pa.).....	5	15,550	3,110
73. Indianapolis.....	5	15,423	3,084
74. Winona St.....	5	15,367	3,073
75. Ashland.....	5	15,300	3,060
76. West Ga.....	5	15,187	3,037
77. Henderson St.....	5	15,012	3,002
78. Mo.-Rolla.....	6	17,900	2,983
79. Southwestern Okla.....	6	17,700	2,950
80. Kutztown.....	5	14,500	2,900
81. Northwood.....	6	17,200	2,866
82. Ark.-Monticello.....	5	14,158	2,831
83. Bryant.....	5	13,995	2,799
84. Bowie St.....	4	11,185	2,796
85. Fort Hays St.....	5	13,943	2,788
86. Humboldt St.....	6	16,564	2,760
87. Wingate.....	5	13,780	2,756
88. Mars Hill.....	5	13,544	2,708
89. Newberry.....	5	13,535	2,707
90. Truman.....	4	10,806	2,701
91. Michigan Tech.....	4	10,733	2,683
92. Western Wash.....	4	10,353	2,588
93. Lock Haven.....	5	12,896	2,579
94. Clarion.....	6	15,450	2,575
95. Chadron St.....	5	12,750	2,550
96. Central Wash.....	5	12,594	2,518
97. Virginia Union.....	4	10,014	2,503
98. Ferris St.....	5	12,244	2,448
99. Fort Lewis.....	4	9,470	2,367
100. Bentley.....	5	11,805	2,361
101. Glenville St.....	4	9,246	2,311
102. Wayne St. (Mich.).....	5	11,356	2,271
103. Western Ore.....	6	13,500	2,250
104. St. Paul's.....	2	4,280	2,140
105. Tusculum.....	5	10,663	2,132
106. Adams St.....	5	10,281	2,056
107. Cheyney.....	5	10,171	2,034
108. Hillsdale.....	5	9,576	1,915
109. Concord.....	5	9,500	1,900
110. C.W. Post.....	6	11,370	1,895
111. Colorado Mines.....	6	11,335	1,889
112. Merrimack.....	5	9,424	1,884
113. Mesa St.....	6	11,150	1,858
114. Southwest Minn. St.....	5	9,216	1,843
115. Concordia-St. Paul.....	5	9,090	1,818
116. Southern Conn. St.....	5	8,971	1,794
117. Southwest Baptist.....	5	8,752	1,750
118. N.M. Highlands.....	5	8,700	1,740
119. Tex. A&M-Commerce.....	5	8,249	1,649
120. Gannon.....	5	8,186	1,637
121. Mansfield.....	4	6,471	1,617
122. Findlay.....	6	9,506	1,584
123. West Liberty St.....	6	9,365	1,560
124. Eastern N.M.....	5	7,748	1,549
125. Mercyhurst.....	5	7,472	1,494

Rank	School	Games	Attendance	Average
126.	Stonehill	5	7,471	1,494
127.	St. Joseph's (Ind.)	6	8,770	1,461
128.	Assumption	5	7,189	1,437
129.	Bemidji St.	4	5,532	1,383
130.	St. Anselm	5	6,425	1,285
131.	Pace	5	6,010	1,202
132.	West Virginia St.	6	7,154	1,192
133.	Okla. Panhandle	4	4,750	1,187
134.	Upper Iowa	6	6,923	1,153
135.	Lincoln (Mo.)	2	2,294	1,147
136.	Fairmont St.	5	5,641	1,128
137.	Tiffin	6	6,522	1,087
138.	Charleston (W.V.)	6	6,414	1,069
139.	Wayne St. (Neb.)	5	5,330	1,066
140.	Western St.	5	4,528	905
141.	Minn. St. Moorhead	3	2,345	781
142.	American Int'l	5	3,858	771
143.	Ky. Wesleyan	5	3,500	700
144.	Western N.M.	5	3,185	637
145.	Minn.-Crookston	6	3,328	554
146.	West Va. Wesleyan	4	2,173	543
147.	West Va. Tech	4	2,138	534

Division III

Rank	School	Games	Attendance	Average
1.	St. John's (Minn.)	5	39,625	7,925
2.	Ithaca	5	23,914	4,782
3.	Linfield	6	26,500	4,416
4.	Concordia-M'head	6	24,550	4,091
5.	Wartburg	5	19,982	3,996
6.	Hampden-Sydney	5	19,934	3,986
7.	Trinity (Conn.)	4	15,774	3,943
8.	Emory & Henry	5	19,570	3,914
9.	Chris. Newport	6	23,113	3,852
10.	Williams	4	15,236	3,809
11.	Mount Union	9	34,067	3,785
12.	Mary Hardin-Baylor	6	22,224	3,704
13.	Wis.-Whitewater	8	28,596	3,574
14.	Adrian	5	17,331	3,466
15.	Louisiana Col.	3	10,362	3,454
16.	McDaniel	4	13,800	3,450
17.	Delaware Valley	8	27,300	3,412
18.	Bethel (Minn.)	5	16,777	3,355
19.	Mississippi Col.	5	16,491	3,298
20.	Amherst	4	13,100	3,275
21.	Wis.-Eau Claire	5	16,200	3,240
22.	Wesleyan (Conn.)	3	9,704	3,234
23.	Wabash	7	22,323	3,189
24.	Wilmington (Ohio)	5	15,805	3,161
25.	Wis.-La Crosse	4	12,409	3,102
26.	Baldwin-Wallace	5	15,457	3,091
27.	Hardin-Simmons	5	15,379	3,075
28.	Rowan	6	18,353	3,058
29.	Olivet	5	15,197	3,039
30.	John Carroll	5	15,093	3,018
31.	Wheaton (Ill.)	5	14,843	2,968
32.	Loras	5	14,805	2,961
33.	Wittenberg	5	14,474	2,894
34.	Wooster	5	14,307	2,861
35.	Maryville (Tenn.)	5	14,262	2,852
36.	St. John Fisher	6	16,693	2,782
37.	Otterbein	5	13,869	2,773
38.	Cortland St.	4	11,000	2,750
39.	Ferrum	5	13,568	2,713
40.	Wash. & Lee	5	13,553	2,710
41.	Capital	5	13,434	2,686
42.	Wis.-Platteville	5	13,349	2,669
43.	Hanover	3	8,000	2,667
44.	Ohio Northern	5	13,125	2,625
45.	DePauw	6	15,700	2,616
46.	Coast Guard	5	13,050	2,610
47.	Shenandoah	5	13,002	2,600
48.	McMurry	6	15,578	2,596
49.	North Central (Ill.)	6	15,550	2,591
50.	Lycoming	6	15,417	2,569
51.	Grove City	5	12,800	2,560
52.	St. Thomas (Minn.)	5	12,700	2,540
53.	Wash. & Jeff.	4	10,161	2,540
54.	Millsaps	5	12,638	2,527
55.	Simpson	5	12,500	2,500
56.	Wesley	6	14,894	2,482
57.	Bridgewater (Va.)	5	12,275	2,455

Rank	School	Games	Attendance	Average
58.	Ohio Wesleyan	5	12,230	2,446
59.	Moravian	5	12,156	2,431
60.	Albion	5	12,010	2,402
61.	Texas Lutheran	4	9,546	2,386
62.	Gust. Adolphus	5	11,916	2,383
63.	Central (Iowa)	4	9,500	2,375
64.	Wis.-Stout	5	11,642	2,328
65.	FDU-Florham	5	11,570	2,314
66.	St. Olaf	5	11,527	2,305
67.	Bowdoin	4	9,179	2,294
68.	Mt. St. Joseph	5	11,456	2,291
69.	Chapman	4	9,132	2,283
70.	Muskingum	6	13,557	2,259
71.	Millikin	6	13,497	2,249
72.	Howard Payne	5	11,219	2,243
73.	Monmouth (Ill.)	5	10,715	2,143
74.	Randolph-Macon	5	10,704	2,140
75.	Hope	5	10,660	2,132
76.	East Tex. Baptist	5	10,567	2,113
77.	Gettysburg	5	10,547	2,109
78.	Buena Vista	5	10,400	2,080
79.	Hobart	5	10,346	2,069
80.	Union (N.Y.)	7	14,445	2,063
81.	Rose-Hulman	5	10,300	2,060
82.	Huntingdon	5	10,215	2,043
83.	Wilkes	5	10,200	2,040
84.	Thomas More	4	8,091	2,022
85.	Muhlenberg	5	10,049	2,009
86.	Coe	5	10,000	2,000
87.	Case Reserve	5	9,956	1,991
88.	Alma	5	9,840	1,968
89.	Juniata	5	9,745	1,949
90.	Curry	6	11,688	1,948
91.	Carroll (Wis.)	5	9,697	1,939
92.	Thiel	7	13,532	1,933
93.	Trinity (Tex.)	5	9,650	1,930
94.	Catholic	7	13,500	1,928
95.	Rochester	5	9,637	1,927
96.	Whitworth	5	9,605	1,921
97.	King's (Pa.)	5	9,450	1,890
98.	Ursinus	5	9,278	1,855
99.	Willamette	5	9,086	1,817
100.	Pacific Lutheran	4	7,200	1,800
101.	Cal Lutheran	4	7,178	1,794
102.	Carnegie Mellon	5	8,959	1,791
103.	Puget Sound	4	7,122	1,780
104.	Hamline	4	7,113	1,778
105.	Knox	5	8,800	1,760
106.	Defiance	5	8,700	1,740
107.	Susquehanna	5	8,550	1,710
108.	Westminster (Pa.)	6	10,213	1,702
109.	Anderson (Ind.)	5	8,500	1,700
110.	Albright	4	6,789	1,697
111.	Wm. Paterson	6	10,077	1,679
112.	Redlands	4	6,657	1,664
113.	Middlebury	4	6,455	1,613
114.	St. Norbert	5	7,982	1,596
115.	Sul Ross St.	5	7,862	1,572
	Greensboro	5	7,862	1,572
117.	Elmhurst	5	7,795	1,559
118.	Dickinson	6	9,350	1,558
119.	Allegheny	5	7,786	1,557
120.	Sewanee	5	7,676	1,535
121.	Marietta	6	9,131	1,521
122.	Brockport St.	4	6,023	1,506
123.	Wis.-Oshkosh	5	7,526	1,505
124.	Norwich	6	9,000	1,500
	Rhodes	4	6,000	1,500
126.	Wis.-Stevens Point	6	8,964	1,494
127.	Widener	5	7,460	1,492
128.	Lebanon Valley	5	7,368	1,473
129.	Franklin	5	7,350	1,470
130.	Tufts	4	5,825	1,456
131.	Frank. & Marsh.	4	5,768	1,442
132.	Waynesburg	5	7,200	1,440
133.	TCNJ	6	8,590	1,431
134.	Hamilton	4	5,716	1,429
135.	Beloit	5	6,975	1,395
136.	N.C. Wesleyan	5	6,900	1,380
137.	Utica	5	6,822	1,364
138.	Western New Eng.	4	5,450	1,362
139.	Rensselaer	5	6,765	1,353
140.	Occidental	4	5,379	1,344

Rank, School	Games	Attendance	Average	Rank, School	Games	Attendance	Average
141. St. Lawrence.....	4	5,325	1,331	184. Lake Forest.....	6	5,145	857
142. Colby.....	4	5,283	1,321	185. Kenyon.....	5	4,274	854
143. Heidelberg.....	5	6,534	1,306	186. MIT.....	4	3,382	845
144. Salisbury.....	7	9,041	1,291	187. Alfred.....	6	5,023	837
145. Carthage.....	4	5,130	1,282	188. Claremont-M-S.....	5	4,148	829
146. Washington-St. Louis.....	4	5,081	1,270	189. Merchant Marine.....	4	3,300	825
147. Neb. Wesleyan.....	5	6,200	1,240	190. Concordia (Ill.).....	5	4,100	820
148. Kean.....	6	7,395	1,232	191. Western Conn. St.....	4	3,244	811
149. Illinois Col.....	5	6,135	1,227	192. Endicott.....	5	4,031	806
150. Wis. Lutheran.....	4	4,868	1,217	193. Mass. Maritime.....	5	3,866	773
151. Luther.....	6	7,275	1,212	194. Centre.....	5	3,813	763
152. Hartwick.....	5	5,932	1,186	195. Johns Hopkins.....	4	3,050	763
153. Ill. Wesleyan.....	5	5,850	1,170	196. Augsburg.....	4	3,027	756
154. Manchester.....	5	5,848	1,169	197. Mass.-Dartmouth.....	5	3,692	738
155. Lewis & Clark.....	2	2,326	1,163	198. Whittier.....	4	2,909	727
156. Westfield St.....	5	5,804	1,161	199. Lakeland.....	6	4,259	709
157. Augustana (Ill.).....	7	8,095	1,156	200. Bates.....	4	2,797	699
158. Dubuque.....	5	5,726	1,145	201. Bluffton.....	5	3,466	693
159. Buffalo St.....	4	4,537	1,134	202. Greenville.....	5	3,350	670
160. Westminster (Mo.).....	5	5,633	1,126	203. Eureka.....	4	2,650	662
161. Bridgewater St.....	5	5,524	1,105	204. North Park.....	5	3,300	660
162. Hiram.....	5	5,512	1,102	205. Carleton.....	4	2,550	637
163. Frostburg St.....	5	5,500	1,100	206. Macalester.....	5	3,175	635
164. Fitchburg St.....	6	6,484	1,081	Ripon.....	6	3,810	635
165. Chicago.....	4	4,290	1,073	208. Mount Ida.....	6	3,727	621
166. Denison.....	5	5,217	1,043	209. Worcester St.....	4	2,473	618
167. Methodist.....	4	4,151	1,038	210. Concordia (Wis.).....	3	1,843	614
168. Kalamazoo.....	4	4,150	1,038	211. Husson.....	3	1,750	583
169. Bethany (W.V.).....	6	6,138	1,023	212. Pomona-Pitzer.....	6	3,334	555
170. Earlham.....	5	5,062	1,012	213. Aurora.....	5	2,650	530
171. Guilford.....	6	5,962	993	214. Blackburn.....	4	2,100	525
172. Plymouth St.....	5	4,947	989	215. Framingham St.....	5	2,622	524
173. Lawrence.....	5	4,928	985	216. Colorado Col.....	6	2,934	489
174. Wis.-River Falls.....	6	5,770	961	217. Menlo.....	4	1,886	471
175. Cornell College.....	5	4,802	960	218. Principia.....	5	2,234	446
176. Montclair St.....	3	2,849	950	219. Becker.....	1	437	437
177. Rockford.....	5	4,746	949	220. Marfin Luther.....	4	1,666	416
178. Springfield.....	5	4,654	931	221. Grinnell.....	5	1,976	395
179. Salve Regina.....	4	3,706	927	222. Austin.....	6	2,250	375
180. WPI.....	5	4,630	926	223. MacMurray.....	4	1,496	374
181. Benedictine (Ill.).....	6	5,500	916	224. Maine Maritime.....	4	1,350	337
182. La Verne.....	5	4,445	889	225. Oberlin.....	5	1,500	300
183. Averett.....	5	4,435	887	226. Nichols.....	4	1,150	287
				227. Maranatha Baptist.....	4	981	245

Division Totals

	Teams	Sessions	Attendance	Average	Change In Total	Change In Avg.
Home Attendance, Division I-A.....	117	670	30,570,825	45,628	233,588	483
Division I-A Neutral-Site Attendance.....		12	669,976	55,831	-12,092	-6,175
Division I-A Bowl Game Attendance*.....		27	1,400,725	51,879	-75,371	-839
NCAA DIVISION I-A TOTALS	117	709	32,641,526	46,039	146,125	335
Home Attendance, Division I-AA.....	116	617	4,750,154	7,699	-140,860	33
Division I-AA Neutral-Site Attendance.....		20	665,732	33,287	-77,210	-5,815
Division I-AA Championship Game.....		1	20,236	20,236	3,465	3,465
NCAA DIVISION I-AA TOTALS	116	638	5,436,122	8,521	-214,605	-67
NCAA DIVISION I TOTALS	233	1,347	38,077,648	28,268	-68,480	404
Home Attendance, NCAA Division II.....	147	751	2,808,701	3,740	30,017	55
Division II Neutral-Site Attendance.....		26	173,736	6,682	109,526	1,743
Division II Championship Game.....		1	6,837	6,837	-1,767	-1,767
NCAA DIVISION II TOTALS	147	778	2,989,274	3,842	137,776	129
Home Attendance, NCAA Division III.....	227	1,121	2,068,731	1,845	-7,133	-17
Division III Neutral-Site Attendance.....		13	14,669	1,128	-14,082	-1,084
Division III Championship Game.....		1	4,619	4,619	1,379	1,379
NCAA DIVISION III TOTALS	227	1,135	2,088,019	1,840	-19,836	-27
Home Attendance, Reclassifying Teams**.....	8	44	331,633	7,537	—	—
NATIONAL TOTALS FOR 2005	615	3,304	43,486,574	13,162	381,093	-36

*The MPC Computers Bowl played in Boise, Idaho, with an attendance of 30,112, is included in the Boise State home attendance. If you include this bowl game with the others, the bowl totals are 28 games, 1,431,218 total attendance for a 51,115 average per game.

**The "Reclassifying Teams" category is new this year. In the past, these figures were added to the division the team was eventually joining.

Conferences and Independents Below Division I-AA

	Total Teams	Games	2005 Attendance	Avg. PG	Change in Avg.
Southern Intercollegiate # (II)	10	46	292,627	6,361	-528
Lone Star (II)	13	68	397,678	5,848	1,298
Mid-America Intercollegiate # (II)	9	47	259,735	5,526	746
North Central (II)	7	41	225,177	5,492	263
Gulf South (II)	12	65	321,788	4,951	298
Central Intercollegiate# (II)	12	53	248,850	4,695	106
Great Lakes Intercollegiate (II)	13	70	234,601	3,351	246
Pennsylvania State Athletic (II)	14	72	233,937	3,249	-256
South Atlantic (II)	8	39	125,965	3,230	-345
Minnesota Intercollegiate (III)	9	43	129,785	3,018	142
Ohio Athletic (III)	10	56	150,072	2,680	-149
Great Northwest (II)	4	21	53,011	2,524	382
Old Dominion Athletic (III)	7	38	95,498	2,513	-370
American Southwest (III)	10	50	121,478	2,430	9
Northwest (III)	6	26	61,839	2,378	37
Wisconsin Intercollegiate (III)	8	44	104,456	2,374	-264
Rocky Mountain (II)	9	48	112,707	2,348	-21
New England Small College (III)	10	39	89,069	2,284	35
Michigan Intercollegiate (III)	7	33	74,056	2,244	272
USA South (III)	8	40	87,293	2,182	229
Middle Atlantic (III)	11	58	126,005	2,173	-100
Iowa Intercollegiate (III)	9	45	94,990	2,111	-62
Empire 8 (III)	7	38	72,038	1,896	228
Southern Collegiate Athletic (III)	7	35	65,777	1,879	475
Centennial (III)	7	33	61,842	1,874	183
Presidents' Athletic# (III)	7	37	68,135	1,841	-220
Northern Sun (II)	8	38	68,453	1,801	74
North Coast (III)	10	52	92,685	1,782	-372
New Jersey Athletic (III)	7	35	61,508	1,757	-324
College Conf. of Ill. & Wis. (III)	8	43	74,060	1,722	-84
Northeast-10 (II)	10	51	86,518	1,696	202
Liberty League (III)	8	40	67,498	1,687	-90
West Virginia Intercollegiate (II)	9	47	77,876	1,657	6
Great Lakes Intercollegiate# (II)	5	26	42,409	1,631	1,631
Heartland (III)	7	33	53,320	1,616	85
University Athletic (III)	4	18	28,286	1,571	259
Atlantic Central (III)	5	26	39,995	1,538	280
Div. II Independents#	4	19	27,369	1,440	-2,021
Midwest Intercollegiate (III)	10	52	66,163	1,272	0
Southern California Intercollegiate (III)	7	32	34,050	1,064	-6
Div. III Independents#	10	44	44,403	1,009	-427
New England Football (III)	14	66	61,222	928	-24
Illini-Badger (III)	8	38	25,848	680	112
Upper Midwest (III)	6	27	17,360	643	-65

#Did not have the same lineup as 2004. \$New conference. +The figures used for comparison reflect changes in conference and division lineups to provide parallel, valid comparisons.

Annual Team Attendance Leaders

Annual Leading Division I-A Teams in Per-Game Home Attendance

Year/Teams	G	Attendance	Avg.
1949			
Michigan.....	6	563,363	93,894
Ohio St.	5	382,146	76,429
SMU	8	484,000	60,500
1950			
Michigan.....	6	493,924	82,321
Ohio St.	5	368,021	73,604
SMU	5	309,000	61,800
1951			
Ohio St.	6	455,737	75,956
Michigan.....	6	445,635	74,273
Illinois.....	4	237,035	59,259
1952			
Ohio St.	6	453,911	75,652
Michigan.....	6	395,907	65,985
Texas	#5	311,160	62,232

Year/Teams	G	Attendance	Avg.
1953			
Ohio St.	5	397,998	79,600
Southern California.....	6	413,617	68,936
Michigan.....	6	353,860	58,977
1954			
Ohio St.	6	479,840	79,973
Michigan.....	6	409,454	68,242
UCLA	5	318,371	63,674
1955			
Michigan.....	7	544,838	77,834
Ohio St.	7	493,178	70,454
Southern California.....	7	467,085	66,726
1956			
Ohio St.	6	494,575	82,429
Michigan.....	7	566,145	80,878
Minnesota	6	375,407	62,568
1957			
Michigan.....	6	504,954	84,159
Ohio St.	6	484,118	80,686
Minnesota	5	319,942	63,988
1958			
Ohio St.	6	499,352	82,225

Year/Teams	G	Attendance	Avg.
Michigan.....	6	405,115	67,519
LSU	5	296,576	59,315
1959			
Ohio St.	6	495,536	82,589
Michigan.....	6	456,385	76,064
LSU	7	408,727	58,390
1960			
Ohio St.	5	413,583	82,717
Michigan St.	4	274,367	68,592
Michigan.....	6	374,682	62,447
1961			
Ohio St.	5	414,712	82,942
Michigan.....	7	514,924	73,561
LSU	6	381,409	63,651
1962			
Ohio St.	6	497,644	82,941
Michigan St.	4	272,568	68,142
LSU	6	397,701	66,284
1963			
Ohio St.	5	416,023	83,205
LSU	6	396,846	66,141
Michigan St.	5	326,597	65,319

Year/Teams	G	Attendance	Avg.
1964			
Ohio St.	7	583,740	83,391
Michigan St.	4	284,933	71,233
Michigan.....	6	388,829	64,805
1965			
Ohio St.	5	416,282	83,256
Michigan.....	6	480,487	80,081
Michigan St.	5	346,296	69,259
1966			
Ohio St.	6	488,399	81,400
Michigan St.	6	426,750	71,125
Michigan.....	6	413,599	68,933
1967			
Ohio St.	5	383,502	76,700
Michigan.....	6	447,289	74,548
Michigan St.	6	411,916	68,653
1968			
Ohio St.	6	482,564	80,427
Southern California.....	5	354,945	70,989
Michigan St.	6	414,177	69,030
1969			
Ohio St.	5	431,175	86,235
Michigan.....	6	428,780	71,463
Michigan St.	5	352,123	70,425
1970			
Ohio St.	5	432,451	86,490
Michigan.....	6	476,164	79,361
Purdue.....	5	340,090	68,018
1971			
Ohio St.	6	506,699	84,450
Michigan.....	7	564,376	80,625
Wisconsin.....	6	408,885	68,148
1972			
Michigan.....	6	513,398	85,566
Ohio St.	6	509,420	84,903
Nebraska.....	6	456,859	76,143
1973			
Ohio St.	6	523,369	87,228
Michigan.....	7	595,171	85,024
Nebraska.....	6	456,726	76,121
1974			
Michigan.....	6	562,105	93,684
Ohio St.	6	525,314	87,552
Nebraska.....	7	534,388	76,341
1975			
Michigan.....	7	689,146	98,449
Ohio St.	6	527,141	87,856
Nebraska.....	7	533,368	76,195
1976			
Michigan.....	7	722,113	103,159
Ohio St.	6	526,216	87,702
Tennessee.....	7	564,922	80,703
1977			
Michigan.....	7	729,418	104,203
Ohio St.	6	525,535	87,589
Tennessee.....	7	582,979	83,283
1978			
Michigan.....	6	629,690	104,948
Ohio St.	7	614,881	87,840
Tennessee.....	†8	627,381	78,422
1979			
Michigan.....	7	730,315	104,331
Ohio St.	7	611,794	87,399
Tennessee.....	6	512,139	85,357
1980			
Michigan.....	6	625,750	104,292
Tennessee.....	†8	709,193	88,649
Ohio St.	7	615,476	87,925
1981			
Michigan.....	6	632,990	105,498
Tennessee.....	6	558,996	93,166
Ohio St.	6	521,760	86,960
1982			
Michigan.....	6	631,743	105,291
Tennessee.....	6	561,102	93,517
Ohio St.	7	623,152	89,022
1983			
Michigan.....	6	626,916	104,486
Ohio St.	6	534,110	89,018
Tennessee.....	†8	679,420	84,928

Year/Teams	G	Attendance	Avg.
1984			
Michigan.....	7	726,734	103,819
Tennessee.....	7	654,602	93,515
Ohio St.	6	536,691	89,449
1985			
Michigan.....	6	633,530	105,588
Tennessee.....	7	658,690	94,099
Ohio St.	6	535,284	89,214
1986			
Michigan.....	6	631,261	105,210
Tennessee.....	7	643,317	91,902
Ohio St.	6	536,210	89,368
1987			
Michigan.....	7	731,281	104,469
Tennessee.....	†8	705,434	88,179
Ohio St.	6	511,772	85,295
1988			
Michigan.....	6	628,807	104,801
Tennessee.....	6	551,677	91,946
Ohio St.	6	516,972	86,162
1989			
Michigan.....	6	632,136	105,356
Tennessee.....	6	563,502	93,917
Ohio St.	6	511,812	85,302
1990			
Michigan.....	6	627,046	104,508
Tennessee.....	7	666,540	95,220
Ohio St.	6	536,297	89,383
1991			
Michigan.....	6	632,024	105,337
Tennessee.....	6	578,389	96,398
Penn St.	6	575,077	95,846
1992			
Michigan.....	6	635,201	105,867
Tennessee.....	6	575,544	95,924
Penn St.	6	569,195	94,866
1993			
Michigan.....	7	739,620	105,660
Tennessee.....	7	667,280	95,326
Penn St.	6	564,190	94,032
1994			
Michigan.....	6	637,300	106,217
Penn St.	6	577,731	96,289
Tennessee.....	6	573,821	95,637
1995			
Michigan.....	7	726,368	103,767
Tennessee.....	7	662,857	94,694
Penn St.	6	561,546	93,591
1996			
Michigan.....	6	635,589	105,932
Tennessee.....	6	632,509	105,418
Penn St.	6	577,001	96,167
1997			
Tennessee.....	6	639,227	106,538
Michigan.....	7	745,139	106,448
Penn St.	6	582,517	97,086
1998			
Michigan.....	6	665,787	110,965
Tennessee.....	6	641,484	106,914
Penn St.	6	579,190	96,532
1999			
Michigan.....	6	667,049	*111,175
Tennessee.....	7	747,870	106,839
Penn St.	7	675,503	96,500
2000			
Michigan.....	6	664,930	110,822
Tennessee.....	6	645,567	107,595
Ohio St.	6	586,542	97,757
2001			
Michigan.....	6	659,447	109,908
Penn St.	6	645,457	107,576
Tennessee.....	6	641,059	106,843
2002			
Michigan.....	7	774,033	110,576
Penn St.	8	*857,911	107,239
Tennessee.....	7	746,936	106,705
2003			
Michigan.....	7	776,429	110,918
Penn St.	7	739,403	105,629
Tennessee.....	7	735,269	105,038
2004			
Michigan.....	6	666,149	111,025

Year/Teams	G	Attendance	Avg.
Tennessee.....	7	746,507	106,644
Ohio St.	6	629,257	104,876

2005			
Michigan.....	7	776,405	110,915
Tennessee.....	6	645,558	107,593
Ohio St.	7	735,120	105,017

*Record. #Includes neutral-site game (Oklahoma) at Dallas counted as a home game (75,500). †Includes neutral-site game at Memphis counted as a home game. Attendance: 1978 (40,879), 1980 (50,003), 1983 (20,135). ‡Includes neutral-site game at East Rutherford (54,681).

Annual Leading Division I-AA Teams in Per-Game Home Attendance

(Min. 5 home games)

Year	Team	Avg.
1978	Southern U.	28,333
1979	Grambling.....	29,900
1980	Southern U.	29,708
1981	Grambling.....	30,835
1982	Southern U.	32,265
1983	Jackson St.	29,117
1984	Jackson St.	29,215
1985	Yale.....	29,347
1986	Jackson St.	25,177
1987	Jackson St.	32,734
1988	Jackson St.	26,500
1989	Jackson St.	32,269
1990	Grambling.....	30,152
1991	Grambling.....	27,181
1992	Southern U.	28,906
1993	Jackson St.	28,917
1994	Alcorn St.	26,203
1995	Jackson St.	34,849
1996	Alcorn St.	21,536
1997	Jackson St.	*38,873
1998	South Fla.	27,143
1999	Jackson St.	28,933
2000	Southern U.	27,190
2001	Jackson St.	29,067
2002	Jackson St.	23,691
2003	Yale.....	23,578
2004	Florida A&M.....	25,609
2005	Montana.....	22,479

*Record.

Annual Leading Division II Teams in Per-Game Home Attendance

(Min. 5 home games)

Year	Team	Avg.
1958	Southern Miss.	11,998
1959	Southern Miss.	13,964
1960	Florida A&M.....	12,083
1961	Akron.....	12,988
1962	Mississippi Col.	13,125
1963	San Diego St.	14,200
1964	Southern U.	12,633
1965	San Diego St.	15,227
1966	San Diego St.	15,972
1967	San Diego St.	*41,030
1968	San Diego St.	36,969
1969	Grambling.....	27,680
1970	Tampa.....	24,204
1971	Grambling.....	29,341
1972	Grambling.....	22,663
1973	Morgan St.	22,371
1974	Southern U.	33,563
1975	Texas Southern.....	22,800
1976	Southern U.	25,864
1977	Florida A&M.....	21,376
1978	Delaware.....	18,981
1979	Delaware.....	19,644
1980	Alabama A&M.....	15,820
1981	Norfolk St.	19,750
1982	Norfolk St.	16,183

Year	Team	Avg.
1983	Norfolk St.	15,417
1984	Norfolk St.	18,500
1985	Norfolk St.	18,430
1986	Norfolk St.	13,836
1987	North Dakota St.	14,120
1988	UCF	21,905
1989	North Dakota St.	16,833
1990	Norfolk St.	14,904
1991	Norfolk St.	16,779
1992	Norfolk St.	14,196
1993	Norfolk St.	15,346
1994	Clark Atlanta	20,223
1995	Norfolk St.	16,593
1996	Norfolk St.	15,676
1997	North Dakota St.	12,512
1998	Tuskegee	13,269
1999	Tuskegee	13,336
2000	North Dakota St.	12,723
2001	Tuskegee	12,957
2002	Tuskegee	11,851
2003	North Dakota St.	11,567
2004	North Dakota St.	13,269
2005	West Tex. A&M	13,089

*Record.

Annual Leading Division III Teams in Per-Game Home Attendance

(Min. 5 home games)

Year	Team	Avg.
1974	Albany St. (Ga.)	9,380
1975	Wittenberg	7,000
1976	Morehouse	11,600
1977	Dayton	10,315
1978	Dayton	9,827
1979	UCF	11,240
1980	UCF	10,450
1981	Dayton	10,025
1982	Dayton	7,906
1983	Dayton	6,542
1984	Dayton	8,332
1985	Villanova	11,740
1986	Villanova	*11,883
1987	Trinity (Conn.)	6,254
1988	St. John's (Minn.)	5,788
1989	Dayton	5,962
1990	Dayton	6,185

Year	Team	Avg.
1991	Dayton	7,657
1992	Dayton	6,098
1993	St. John's (Minn.)	6,655
1994	Hampden-Sydney	6,614
1995	St. John's (Minn.)	6,574
1996	St. John's (Minn.)	6,834
1997	Emory & Henry	5,853
1998	St. John's (Minn.)	6,562
1999	Mount Union	5,743
2000	Emory & Henry	6,263
2001	St. John's (Minn.)	6,674
2002	St. John's (Minn.)	5,717
2003	St. John's (Minn.)	6,496
2004	St. John's (Minn.)	7,819
2005	St. John's (Minn.)	7,925

*Record.



2005 Statistical Leaders

2005 Division II Individual Leaders .	248
2005 Division II Team Leaders	257
2005 Division II Individual	
Single-Game Highs	262
2005 Division II Longest Plays	266
2005 Division II Team	
Single-Game Highs	267
2005 Division III Individual Leaders	268
2005 Division III Team Leaders	281
2005 Division III Individual	
Single-Game Highs	287
2005 Division III Longest Plays	290
2005 Division III Team	
Single-Game Highs	291



2005 Division II Individual Leaders

Rushing

Rank, Name, Team	Cl.	Pos	G	Att.	Net	TD	Yds/Gm
1. Jamar Brittingham, Bloomsburg	So.	RB	12	316	2,260	32	188.3
2. Danny Woodhead, Chadron St.	So.	RB	10	278	1,769	21	176.9
3. Derrick Ross, Tarleton St.	Sr.	RB	9	236	1,512	13	168.0
4. Stefan Logan, South Dakota	Jr.	RB	11	217	1,751	11	159.2
5. Antoine Bagwell, California (Pa.)	Sr.	RB	10	186	1,588	21	158.8
6. Austin Davis, Assumption	Fr.	RB	9	260	1,351	12	150.1
7. Jeremiah White, Mo. Western St.	Jr.	RB	12	296	1,801	11	150.1
8. Lorenzo Perry, Bryant	Jr.	RB	9	215	1,335	16	148.3
9. Germaine Race, Pittsburg St.	Jr.	RB	13	239	1,846	33	142.0
10. Matt Birkel, St. Cloud St.	Sr.	RB	11	269	1,558	20	141.6
11. Shawn Harris, Southern Conn. St.	Sr.	RB	11	211	1,545	12	140.5
12. Jason Schwalm, Ashland	Sr.	RB	11	308	1,492	10	135.6
13. Derrick Stickles, West Liberty St.	Sr.	RB	11	280	1,458	8	132.5
14. Chris Morgan, Indiana (Pa.)	Jr.	RB	10	282	1,276	11	127.6
15. R.J. Rollins, Minn.-Crookston	Sr.	RB	11	285	1,402	12	127.5
16. Josh Kniess, Slippery Rock	Sr.	RB	10	210	1,270	15	127.0
17. Isaac Redman, Bowie St.	So.	RB	12	281	1,512	12	126.0
18. Garrion Corbin, Tiffin	Sr.	RB	11	235	1,359	12	123.5
19. Lee Marana, Michigan Tech	Jr.	RB	9	201	1,105	13	122.8
20. Juan Jones, Millersville	Sr.	RB	11	294	1,332	16	121.1
21. Peter Hungiapuka, Morehouse	Fr.	RB	10	215	1,198	9	119.8
22. Bobby Coy, Mesa St.	Fr.	RB	9	229	1,078	12	119.8
23. Michael Benton, Eastern N.M.	So.	QB	11	219	1,311	17	119.2
24. Travis Mosley, North Greenville	Sr.	RB	10	225	1,188	15	118.8
25. Kyle Fox, Angelo St.	Fr.	RB	12	160	1,417	15	118.1
26. Xavier Omon, Northwest Mo. St.	So.	RB	14	309	1,643	14	117.4
27. Dervon Wallace, Shepherd	So.	RB	12	245	1,389	26	115.8
28. Anthony Lazarus, C.W. Post	Fr.	RB	13	212	1,494	18	114.9
29. Brandon Ishem, Northeastern St.	Sr.	RB	9	181	1,031	3	114.6
30. Antwan Andrews, Albany St. (Ga.)	Sr.	RB	10	198	1,139	13	113.9
31. Daryl Graham, Michigan Tech	So.	RB	8	151	905	8	113.1
32. King Bennett, East Central	Sr.	RB	10	210	1,094	14	109.4
33. Antione Jones, Mars Hill	Sr.	RB	10	224	1,091	5	109.1
34. Ross Harrison, Midwestern St.	Jr.	RB	10	160	1,088	13	108.8
35. Eliot Vinzant, Western Ore.	Jr.	RB	10	199	1,073	9	107.3
36. Jerrick Bines, Winston-Salem	Jr.	RB	9	166	964	9	107.1
37. D.D. Holyfield, Southern Ark.	Jr.	RB	11	171	1,154	13	104.9
38. Cliff Edwards, Tex. A&M-Commerce	Sr.	RB	10	212	1,041	8	104.1
39. Astin Martin, Grand Valley St.	Jr.	RB	13	252	1,353	6	104.1
40. James McNear, Concordia-St. Paul	Sr.	QB	12	172	1,244	12	103.7
41. Chris Middlebrooks, Wayne St. (Mich.)	Jr.	RB	10	239	1,029	7	102.9
42. Marlon Beckles, American Int'l.	Jr.	RB	9	208	920	7	102.2
43. Elihu Smith, Virginia Union	So.	RB	8	184	808	5	101.0
44. Trent Hearn, Washburn	Jr.	RB	12	224	1,203	20	100.3
45. John L. Williams, Ark.-Monticello	So.	RB	11	247	1,095	7	99.5
46. Earnest McNeal, Mansfield	Jr.	RB	11	256	1,094	5	99.5
47. Andrew Tudor, Lenoir-Rhyne	Jr.	RB	10	243	993	6	99.3
48. Brent Steinmetz, West Chester	Jr.	RB	12	219	1,188	14	99.0
49. Martin Hicks, Winston-Salem	Sr.	RB	10	147	989	14	98.9
50. Abe Felix, West Ga.	Fr.	RB	10	169	981	12	98.1

Passing Efficiency

Minimum 15 Attempts Per Game

Rank, Name, Team	Cl.	Pos	G	Att	Comp	Int	Yds	TD	Pass Eff
1. Wesley Beschorner, South Dakota	Sr.	QB	11	255	172	4	3,049	39	215.2
2. Jimmy Terwilliger, East Stroudsburg	Jr.	QB	14	424	262	11	4,571	50	186.1
3. Toby Korrodi, Central Mo. St.	Jr.	QB	10	240	179	2	2,066	23	176.9
4. Matt Gutierrez, Fort Lewis	Jr.	QB	10	277	174	6	2,669	27	171.6
5. Nathan Brown, Central Ark.	Fr.	QB	14	273	189	10	2,410	25	166.3
6. Steve Armstrong, Southern Conn. St.	Fr.	QB	11	300	184	9	2,950	24	164.3
7. Drew Aber, Winona St.	So.	QB	10	260	153	6	2,388	23	160.6
8. Joe Ruggiero, California (Pa.)	So.	QB	10	256	166	4	2,200	20	159.7
9. Hosea Harris, Albany St. (Ga.)	Sr.	QB	10	165	100	2	1,451	13	158.1
10. Jack Lydic, Bloomsburg	Sr.	QB	12	234	146	6	2,135	17	157.9
11. Cullen Finnerty, Grand Valley St.	Jr.	QB	13	273	157	5	2,459	22	156.1
12. Joey Conrad, Glenville St.	Sr.	QB	11	439	288	13	3,696	33	155.2
13. Dalton Bell, West Tex. A&M	Jr.	QB	11	454	311	13	3,799	30	154.9
14. Rob Blount, C.W. Post	Sr.	QB	13	350	222	13	2,995	28	154.3
15. Marcus Goldenstein, Neb.-Kearney	Sr.	QB	12	408	256	14	3,381	35	153.8
16. Jordan Brill, Washburn	So.	QB	12	297	168	13	2,775	24	153.0
17. Justin Pitrucha, Southeastern Okla.	Fr.	QB	8	237	140	4	1,946	20	152.5
18. Josh Lamberson, Northwest Mo. St.	Sr.	QB	15	486	324	9	3,766	33	150.5
19. Danny Medina, Colorado Mines	Sr.	QB	11	199	132	7	1,684	12	150.3
20. Mike Reilly, Central Wash.	Fr.	QB	10	353	223	11	2,696	30	149.1

Rank	Name, Team	Cl.	Pos	G	Att	Comp	Int	Yds	TD	Pass Eff
21.	Adam Hinspeter, Mo. Southern St.	Fr.	QB	10	295	199	11	2,492	15	147.7
22.	Chris Belmore, North Dakota	Jr.	QB	13	238	151	8	1,870	18	147.7
23.	Nathan Sannes, Bemidji St.	Sr.	QB	10	320	186	13	2,643	27	147.2
24.	Chris Dougherty, Saginaw Valley	So.	QB	12	384	244	11	3,042	26	146.7
25.	Corey Isner, Charleston (W.V.)	Jr.	QB	11	180	117	2	1,387	10	145.8
26.	Daniel Kaczor, St. Cloud St.	Sr.	QB	10	257	159	9	2,007	18	143.6
27.	Jay Aury, Fayetteville St.	So.	QB	10	304	172	6	2,377	23	143.3
28.	Brian Masek, Neb.-Omaha	Sr.	QB	11	244	138	9	1,891	21	142.7
29.	Andy Majors, Pittsburg St.	Sr.	QB	14	346	198	14	3,065	20	142.6
30.	Scott Eyster, Delta St.	Jr.	QB	11	379	224	13	3,107	23	141.1
31.	Barrett Wilkes, Valdosta St.	Jr.	QB	11	376	266	13	2,668	16	137.5
32.	Justin Whitworth, Emporia St.	Jr.	QB	10	210	125	10	1,670	13	137.2
33.	Evan Gray, Mo.-Rolla	Sr.	QB	11	525	302	9	3,583	39	135.9
34.	Kevin Huff, Tuskegee	Jr.	QB	12	340	197	10	2,797	15	135.7
35.	Gary Rivera, Northern Mich.	So.	QB	9	277	170	9	2,151	13	135.6
36.	Ted Schlafke, Minn. Duluth	Fr.	QB	12	490	305	17	3,335	33	134.7
37.	Dan Chlebowski, Shepherd	Jr.	QB	10	237	148	8	1,714	13	134.5
38.	Char McCullum, Stillman	So.	QB	10	202	115	3	1,470	11	133.1
39.	Ryan Kaul, Ferris St.	Sr.	QB	9	251	144	9	1,924	14	133.0
40.	Zach Ellis, Presbyterian	Sr.	QB	12	408	244	10	2,679	28	132.7
41.	Taylor Carter, Ouachita Baptist	Jr.	QB	10	285	162	11	2,123	18	132.5
42.	Josh Stepp, Newberry	Jr.	QB	9	295	170	6	1,976	20	132.2
43.	James Monrean, Western Wash.	Jr.	QB	10	317	195	17	2,322	19	132.1
44.	Anthony Lindsey, St. Joseph's (Ind.)	So.	QB	11	405	259	12	2,860	18	132.0
45.	Ryan Pimentel, Concord	Sr.	QB	10	190	104	8	1,458	12	131.6
46.	John White, Bentley	Fr.	QB	10	191	108	9	1,385	13	130.5
47.	Vincent Saylor, North Ala.	Sr.	QB	14	499	301	16	3,445	28	130.4
48.	Richard Bartel, Tarleton St.	Jr.	QB	10	253	153	11	1,883	12	129.9
49.	Justin Bouch, Edinboro	Sr.	QB	10	227	130	8	1,508	16	129.3
50.	Billy Malone, Abilene Christian	Fr.	QB	9	230	126	11	1,749	14	129.2

Receptions Per Game

Rank	Name, Team	Cl.	Pos	G	Rec	Yds	TD	Rec/Gm
1.	Justin Gallas, Colorado Mines	Sr.	WR	11	91	1,199	8	8.3
2.	Wade Ginsbach, Northern St.	Jr.	WR	10	74	803	8	7.4
3.	Brian Potucek, Central Wash.	Sr.	WR	10	73	894	9	7.3
4.	Richie Ross, Neb.-Kearney	Sr.	WR	12	87	1,360	19	7.3
5.	Vincent Mayfield, Northern Mich.	Sr.	WR	10	69	898	6	6.9
	Anthony Schreiber, Bemidji St.	So.	WR	10	69	957	8	6.9
7.	Kyle Rupp, Neb.-Kearney	Sr.	WR	12	82	1,050	8	6.8
8.	Ashton Gronewald, Mo.-Rolla	So.	WR	11	75	1,080	17	6.8
9.	Dan Grossman, North Dakota	Sr.	WR	13	88	1,191	7	6.8
10.	Nick Body, Wayne St. (Mich.)	Jr.	WR	10	67	809	3	6.7
11.	Ryan Koch, St. Cloud St.	Sr.	WR	11	73	1,028	13	6.6
12.	Tymere Zimmerman, Newberry	Jr.	WR	9	59	608	10	6.6
13.	JR Finley, Western St.	Fr.	WR	11	72	985	5	6.5
14.	Kenneth Henderson, Tuskegee	Sr.	WR	12	78	1,217	8	6.5
15.	Andre Rector, Northwest Mo. St.	Sr.	WR	15	97	1,297	11	6.5
16.	Phil Shin, Mo.-Rolla	Sr.	WR	11	71	734	6	6.5
17.	Vinny Flury, Minn. Duluth	So.	WR	12	77	867	5	6.4
18.	Colin Bado, Mo. Southern St.	So.	WR	10	64	759	5	6.4
19.	Tyrell Smith, Minn. St. Mankato	Jr.	WR	11	70	909	8	6.4
20.	Tavon McGee, Glenville St.	Jr.	WR	10	63	831	5	6.3
	Matt Weaver, Fort Lewis	Sr.	WR	10	63	902	7	6.3
22.	Evan Prall, East Stroudsburg	Jr.	WR	14	88	1,766	23	6.3
23.	Brandon Landry, Mo.-Rolla	Sr.	WR	11	69	908	9	6.3
	Renard Stevens, West Liberty St.	Jr.	WR	11	69	1,016	13	6.3
25.	Ray Denson, Southwest Minn. St.	Sr.	WR	11	68	884	6	6.2
	Brian Hynes, Winona St.	Sr.	WR	11	68	1,420	17	6.2
27.	Nate Brookreson, Central Wash.	Sr.	WR	10	61	905	13	6.1
	Pat Turner, St. Anselm	Jr.	WR	10	61	600	5	6.1
	Delanie Walker, Central Mo. St.	Sr.	WR	10	61	724	6	6.1
30.	Robert Davis, Delta St.	Jr.	WR	11	66	921	6	6.0
31.	Ramon Perry, West Tex. A&M	Jr.	WR	12	71	880	5	5.9
32.	Drew Bohannan, Mesa St.	So.	WR	11	65	1,236	11	5.9
	Joe Harris, West Tex. A&M	Jr.	RB	11	65	506	2	5.9
	Da Mon Lindsey, Glenville St.	Jr.	WR	11	65	1,052	13	5.9
35.	Jerale Badon, Abilene Christian	So.	WR	10	59	783	4	5.9
36.	Rodney Davis, Mansfield	So.	RB	11	64	734	6	5.8
37.	Anthony Merritt, North Ala.	Jr.	WR	14	81	942	8	5.8
38.	Torey Ross, N.C. Central	Sr.	WR	12	69	846	8	5.8
39.	James Lukowiak, Southern Conn. St.	Sr.	WR	11	63	1,311	17	5.7
40.	Tyler Knudsen, Western Ore.	Jr.	WR	11	62	600	4	5.6
41.	Jason Simpson, Ky. Wesleyan	Sr.	WR	10	56	511	4	5.6
42.	Greg Aker, Minn. Duluth	Jr.	WR	12	67	1,005	15	5.6
43.	Dwayne Croker, Upper Iowa	So.	WR	11	61	720	5	5.5
	Tommy Ellingworth, Augustana (S.D.)	So.	WR	11	61	665	6	5.5
45.	Raymond Johnson, Morehouse	Sr.	WR	10	55	1,002	12	5.5
46.	Carlton Brewster, Ferris St.	Sr.	WR	11	60	921	7	5.5
47.	Aaron Fairooz, Central Ark.	Jr.	WR	14	76	1,197	12	5.4
48.	Tyler Scaccia, American Int'l	Fr.	WR	9	48	645	4	5.3
49.	James Boyd, West Va. Tech	So.	WR	11	57	727	3	5.2
50.	Tonaee Martin, West Tex. A&M	Sr.	WR	12	62	1,055	12	5.2

Receiving Yards Per Game

Rank, Name, Team	Cl.	Pos	G	Rec	Yds	TD	Yds/Gm
1. Brian Hynes, Winona St.	Sr.	WR	11	68	1,420	17	129.1
2. Evan Prall, East Stroudsburg	Jr.	WR	14	88	1,766	23	126.1
3. James Lukowiak, Southern Conn. St.	Sr.	WR	11	63	1,311	17	119.2
4. Richie Ross, Neb.-Kearney	Sr.	WR	12	87	1,360	19	113.3
5. Drew Bohannon, Mesa St.	So.	WR	11	65	1,236	11	112.4
6. Derek Gearman, South Dakota	Jr.	WR	11	44	1,215	14	110.5
7. Justin Gallas, Colorado Mines	Sr.	WR	11	91	1,199	8	109.0
8. Bryan Overton, West Va. Wesleyan	So.	WR	11	52	1,183	12	107.5
9. Kenneth Henderson, Tuskegee	Sr.	WR	12	78	1,217	8	101.4
10. Kris Lake, Bentley	Sr.	WR	10	50	1,004	11	100.4
11. Raymond Johnson, Morehouse	Sr.	WR	10	55	1,002	12	100.2
12. Jarrett Byers, Northeastern St.	So.	WR	9	43	896	9	99.6
13. Michael Washington, West Chester	So.	WR	12	47	1,185	15	98.8
14. Ashton Gronewald, Mo.-Rolla	So.	WR	11	75	1,080	17	98.2
15. Kenneth Shelton, Central Okla.	Jr.	WR	10	50	963	8	96.3
16. Anthony Schreiber, Bemidji St.	So.	WR	10	69	957	8	95.7
17. Da Mon Lindsey, Glenville St.	Jr.	WR	11	65	1,052	13	95.6
18. Ryan Koch, St. Cloud St.	Sr.	WR	11	73	1,028	13	93.5
19. Renard Stevens, West Liberty St.	Jr.	WR	11	69	1,016	13	92.4
20. Calvin Kelly, Mercyhurst	Sr.	WR	10	51	918	8	91.8
21. Dan Grossman, North Dakota	Sr.	WR	13	88	1,191	7	91.6
22. Nate Brookreson, Central Wash.	Sr.	WR	10	61	905	13	90.5
23. Matt Weaver, Fort Lewis	Sr.	WR	10	63	902	7	90.2
24. Vincent Mayfield, Northern Mich.	Sr.	WR	10	69	898	6	89.8
25. JR Finley, Western St.	Fr.	WR	11	72	985	5	89.5
26. Brian Potucek, Central Wash.	Sr.	WR	10	73	894	9	89.4
27. Tonae Martin, West Tex. A&M	Sr.	WR	12	62	1,055	12	87.9
28. Kyle Rupp, Neb.-Kearney	Sr.	WR	12	82	1,050	8	87.5
29. Chris Denney, Neb.-Omaha	Sr.	WR	9	38	783	8	87.0
30. Andre Rector, Northwest Mo. St.	Sr.	WR	15	97	1,297	11	86.5
31. Herb Jones, Virginia Union	Sr.	WR	10	50	860	9	86.0
32. Aaron Fairooz, Central Ark.	Jr.	WR	14	76	1,197	12	85.5
33. Tim Strenfel, East Stroudsburg	Sr.	WR	14	61	1,189	14	84.9
34. Rick Cottengim, Saginaw Valley	So.	WR	10	41	840	7	84.0
35. Greg Aker, Minn. Duluth	Jr.	WR	12	67	1,005	15	83.8
36. Carlton Brewster, Ferris St.	Sr.	WR	11	60	921	7	83.7
Robert Davis, Delta St.	Jr.	WR	11	66	921	6	83.7
38. Tavon McGee, Glenville St.	Jr.	WR	10	63	831	5	83.1
39. Eddie Montgomery, St. Augustine's	Jr.	WR	10	38	829	10	82.9
40. Tyrell Smith, Minn. St. Mankato	Jr.	WR	11	70	909	8	82.6
41. Brandon Landry, Mo.-Rolla	Sr.	WR	11	69	908	9	82.5
42. Nick Body, Wayne St. (Mich.)	Jr.	WR	10	67	809	3	80.9
43. Elfren Quiles, Merrimack	So.	WR	9	46	727	9	80.8
44. Chris Coach, West Ala.	Jr.	WR	10	30	807	6	80.7
45. Danny Howard, Southwestern Okla.	Sr.	WR	11	50	887	3	80.6
46. Ray Denson, Southwest Minn. St.	Sr.	WR	11	68	884	6	80.4
47. Wade Ginsbach, Northern St.	Jr.	WR	10	74	803	8	80.3
48. Alex Puente, West Va. Wesleyan	So.	WR	10	46	802	5	80.2
49. Glenn Thomas, Bowie St.	Sr.	WR	12	42	957	16	79.8
50. Jerale Badon, Abilene Christian	So.	WR	10	59	783	4	78.3

Punt Returns

Minimum 1.2 Returns Per Game

Rank, Name, Team	Cl.	Pos	G	Ret	Yds	Avg
1. Octavius Love, Tusculum	So.	DB	10	16	324	20.3
2. Marcus Wright, Kentucky St.	Sr.	DB	11	26	525	20.2
3. RoShawn Marshall, Central Mo. St.	Jr.	DB	8	26	513	19.7
4. Josh Kniess, Slippery Rock	Sr.	RB	10	23	424	18.4
5. Aaron Hewlett, Concord	Fr.	DB	11	18	328	18.2
6. Dustin Davis, Assumption	Fr.	RB	9	11	184	16.7
7. Brandon Alston, N.C. Central	So.	WR	11	34	539	15.9
8. Tracey Stiger, Arkansas Tech	Fr.	RB	10	17	262	15.4
9. Weston Dressler, North Dakota	So.	WR	13	33	503	15.2
10. Quinta Becks, East Central	Jr.	WR	10	21	317	15.1
11. Brandon Simmons, West Chester	Sr.	WR	12	20	297	14.9
12. Dale Poole, Chadron St.	Fr.	RB	9	17	248	14.6
13. James Lukowiak, Southern Conn. St.	Sr.	WR	11	34	495	14.6
14. Chris Bone, C.W. Post	So.	WR	12	26	378	14.5
15. Jarrett Brooks, Mo. Western St.	Jr.	WR	12	21	303	14.4
16. Dustin Dudinski, Shepherd	Sr.	DB	12	31	442	14.3
17. Kyle Killingsworth, Humboldt St.	Jr.	DB	11	16	222	13.9
18. Brent Grimes, Shippensburg	Sr.	DB	10	37	508	13.7
19. Paul Tetzel, Bentley	So.	DB	9	16	219	13.7
20. Ryan Hulings, Emporia St.	Jr.	WR	10	22	299	13.6
21. Ryan Schuck, Bloomsburg	Fr.	WR	12	25	336	13.4
22. Treeo Gibson, Tarleton St.	Jr.	RB	10	20	267	13.4
23. Nick Gurica, Hillsdale	So.	WR	11	29	379	13.1

Rank, Name, Team	Cl.	Pos	G	Ret	Yds	Avg
24. Eddie Montgomery, St. Augustine's	Jr.	DB	10	22	287	13.0
25. Tommy Ellingworth, Augustana (S.D.)	So.	WR	11	14	181	12.9
26. Brandon Green, Albany St. (Ga.)	Jr.	WR	10	23	297	12.9
27. Travis Brown, Mo. Southern St.	Jr.	WR	10	13	167	12.8
28. Kendall Wright, Northwest Mo. St.	Fr.	WR	14	21	269	12.8
29. Danieal Manning, Abilene Christian	Jr.	DB	10	19	243	12.8
30. Reed Duvall, Fort Lewis	Jr.	DB	10	26	332	12.8
31. Russell Trujillo, Neb.-Kearney	Fr.	DB	12	38	465	12.2
32. Rashod Moulton, Fort Valley St.	Jr.	DB	10	20	240	12.0
33. P.J. Berry, Virginia St.	Sr.	WR	8	13	155	11.9
34. Marquis Belton, Johnson C. Smith	Jr.	WR	10	12	143	11.9
35. Marcus Davis, Minn. Duluth	Jr.	DB	12	19	217	11.4
36. Wade Ginsbach, Northern St.	Jr.	WR	10	12	136	11.3
37. Christopher Winford, Lenoir-Rhyne	Sr.	WR	10	17	186	10.9
38. Jim Skodak, Ferris St.	Sr.	DB	11	16	175	10.9
39. John Luke Snyder, Fort Hays St.	Jr.	WR	10	14	153	10.9
40. Michael Hampton, Virginia Union	Fr.	WR	10	24	262	10.9
41. Gary Elliott, Midwestern St.	Sr.	WR	10	31	335	10.8
42. Anthony Merritt, North Ala.	Jr.	DB	14	51	546	10.7
Richard Siders, Benedict	Fr.	DB	11	17	182	10.7
44. Robert Savoy, West Virginia St.	Sr.	DB	11	22	233	10.6
45. Cory Cangelosi, Central Ark.	Sr.	DB	14	29	303	10.4
46. Donald Brown, Wingate	Jr.	DB	10	31	322	10.4
47. Emory Addison, St. Paul's	Fr.	WR	10	17	176	10.4
48. Grant Dean, St. Joseph's (Ind.)	So.	WR	11	31	319	10.3
49. Joe Krule, Mesa St.	Sr.	DB	11	23	234	10.2
50. Dominique Wadley, Northeastern St.	Jr.	WR	10	25	245	9.8

Kickoff Returns

Minimum 1.2 Returns Per Game

Table with columns: Rank, Name, Team, Cl., Pos, G, Ret, Yds, Avg. Lists top 50 players for kickoff returns.

Punting

Minimum 3.6 Punts Per Game

Table with columns: Rank, Name, Team, Cl., Pos, G, Punts, Yds, Avg. Lists top 23 players for punting.

Table with columns: Rank, Name, Team, Cl., Pos, G, Punts, Yds, Avg. Lists top 50 players for punts.

Field Goals Per Game

Table with columns: Rank, Name, Team, Cl., Pos, G, FG, FGA, FG/Gm. Lists top 50 players for field goals.

Total Offense

Table with 7 columns: Rank, Name, Team, Cl., Pos, G, Plays, Yds, Yds/Gm. Lists 23 players from various teams, including Jimmy Terwilliger, Joey Conrad, Dalton Bell, etc.


Table with 7 columns: Rank, Name, Team, Cl., Pos, G, Plays, Yds, Yds/Gm. Continues the list of 23 players from the previous table, including Josh Stepp, Drew Aber, Anthony Lindsey, etc.

All-Purpose Running

Table with 12 columns: Rank, Name, Team, Cl., Pos, G, Rush Yds, Rec Yds, Punt Ret Yds, KO Ret Yds, Int Ret Yds, Total Yds, Yds/Gm. Lists 50 all-purpose runners, including Justin Gallas, Danny Woodhead, Stefan Logan, etc.

Scoring

Rank, Name, Team	Cl.	Pos	G	TD	PAT	2PT	FG	Pts	Pts/Gm
1. Jamar Brittingham, Bloomsburg	So.	RB	12	34	0	0	0	204	17.0
2. Germaine Race, Pittsburg St.	Jr.	RB	13	33	0	0	0	198	15.2
3. Antoine Bagwell, California (Pa.)	Sr.	RB	10	25	0	2	0	152	15.2
4. Dervon Wallace, Shepherd	So.	RB	12	27	0	0	0	162	13.5
5. Danny Woodhead, Chadron St.	So.	RB	10	21	0	0	0	126	12.6
6. Rory Palmer, Southern Conn. St.	Sr.	RB	11	22	0	0	0	132	12.0
7. Lorenzo Perry, Bryant	Jr.	RB	9	17	0	0	0	102	11.3
8. Matt Birkel, St. Cloud St.	Sr.	RB	11	20	0	0	0	120	10.9
9. Jeff Glas, North Dakota	Sr.	K	13	0	48	0	30	138	10.6
10. Ikaika Neizman, N.M. Highlands	Sr.	WR	10	9	27	4	7	106	10.6
11. Kentrel Rogers, Central Ark.	Sr.	RB	14	24	0	4	0	148	10.6
12. James Lukowiak, Southern Conn. St.	Sr.	WR	11	19	0	2	0	116	10.5
13. Trent Hearn, Washburn	Jr.	RB	12	20	0	0	0	120	10.0
14. Anthony Carfagno, East Stroudsburg	Sr.	RB	14	23	0	0	0	138	9.9
Evan Prall, East Stroudsburg	Jr.	WR	14	23	0	0	0	138	9.9
16. Bryan Florendo, Colorado Mines	Jr.	RB	11	18	0	0	0	108	9.8
Ashton Gronewald, Mo.-Rolla	So.	WR	11	18	0	0	0	108	9.8
18. King Bennett, East Central	Sr.	RB	10	16	0	0	0	96	9.6
Josh Kniess, Slippery Rock	Sr.	RB	10	16	0	0	0	96	9.6
Travis Mosley, North Greenville	Sr.	RB	10	16	0	0	0	96	9.6
21. Kyle Fox, Angelo St.	Fr.	RB	12	19	0	0	0	114	9.5
Richie Ross, Neb.-Kearney	Sr.	WR	12	19	0	0	0	114	9.5
23. Derrick Ross, Tarleton St.	Sr.	RB	9	14	0	0	0	84	9.3
24. Michael Benton, Eastern N.M.	So.	QB	11	17	0	0	0	102	9.3
Brian Hynes, Winona St.	Sr.	WR	11	17	0	0	0	102	9.3
Juan Jones, Millersville	Sr.	RB	11	17	0	0	0	102	9.3
27. Will Caldwell, Central Mo. St.	Jr.	RB	10	15	0	0	0	90	9.0
28. Anthony Lazarus, C.W. Post	Fr.	RB	13	19	0	0	0	114	8.8
29. Aaron Cawthorn, Concordia-St. Paul	Jr.	RB	11	16	0	0	0	96	8.7
D.D. Holyfield, Southern Ark.	Jr.	RB	11	16	0	0	0	96	8.7
31. Lee Marana, Michigan Tech	Jr.	RB	9	13	0	0	0	78	8.7
32. Nathan Alleman, Pittsburg St.	Jr.	K	14	0	88	0	11	121	8.6
33. Martin Hicks, Winston-Salem	Sr.	RB	10	14	0	2	0	86	8.6
34. Paul Williams, Tarleton St.	Jr.	K	8	0	22	0	15	67	8.4
35. Mark Brubaker, East Stroudsburg	Sr.	K	14	0	74	0	14	116	8.3
36. Austin Davis, Assumption	Fr.	RB	9	12	0	2	0	74	8.2
37. Da Mon Lindsey, Glenville St.	Jr.	WR	11	15	0	0	0	90	8.2
38. Glenn Thomas, Bowie St.	Sr.	WR	12	16	0	2	0	98	8.2
39. Greg Aker, Minn. Duluth	Jr.	WR	12	16	0	0	0	96	8.0
Bobby Coy, Mesa St.	Fr.	RB	9	12	0	0	0	72	8.0
41. Michael Green, Valdosta St.	Sr.	K	12	0	37	0	19	94	7.8
42. Aaron Abel, Colorado Mines	So.	K	11	0	47	0	13	86	7.8
Alex Amick, Glenville St.	Fr.	K	11	0	53	0	11	86	7.8
44. Antwan Andrews, Albany St. (Ga.)	Sr.	RB	10	13	0	0	0	78	7.8
Nate Brookreson, Central Wash.	Sr.	WR	10	13	0	0	0	78	7.8
Sean Cooper, Southeastern Okla.	So.	RB	10	13	0	0	0	78	7.8
Abe Felix, West Ga.	Fr.	RB	10	13	0	0	0	78	7.8
Ross Harrison, Midwestern St.	Jr.	RB	10	13	0	0	0	78	7.8
Mike Plichta, Stonehill	Sr.	WR	10	13	0	0	0	78	7.8
50. Jacob Felton, West Tex. A&M	Sr.	K	12	0	45	0	16	93	7.8



Jamar Brittingham, Bloomsburg

Bloomsburg Sports Information

STATISTICAL LEADERS

Total Tackles

Rank, Name, Team	Cl.	Pos	G	Solo	Asst	TT	TT/Gm
1. J.D. Hearn, Tex. A&M-Commerce	Sr.	LB	10	53	80	133	13.3
2. Mario Gant, Mo.-Rolla	Sr.	LB	11	65	77	142	12.9
3. Deandrae Fillmore, Tex. A&M-Kingsville	Sr.	LB	10	53	76	129	12.9
4. Darryl Wilson, Concord	Sr.	LB	11	73	67	140	12.7
5. Jim Kokrak, Mercyhurst	So.	LB	10	54	73	127	12.7
6. Isaac Tate, North Greenville	Sr.	LB	10	68	49	117	11.7
7. Terrance Leverett, Newberry	Sr.	LB	9	37	68	105	11.7
8. Mike Houston, Arkansas Tech	Sr.	LB	10	53	60	113	11.3
9. Jeremiah Johnson, Bemidji St.	So.	DB	10	48	64	112	11.2
10. Nick Notario, Findlay	Jr.	LB	11	57	65	122	11.1
11. Jim Couretas, Northern Mich.	Jr.	LB	10	59	51	110	11.0
Matt Vance, Fairmont St.	Fr.	LB	10	52	58	110	11.0
13. John DiGiorgio, Saginaw Valley	Sr.	LB	13	77	65	142	10.9
14. Mike Klobucher, Ferris St.	Jr.	LB	10	49	60	109	10.9
15. Joey Maiwemal, Southwest Baptist	Sr.	LB	11	51	68	119	10.8
Kevin McCann, Findlay	So.	LB	11	47	72	119	10.8
Jon Appgar, Western Ore.	Sr.	LB	11	36	83	119	10.8
18. Valentine Chude, Western N.M.	Sr.	LB	10	66	42	108	10.8
Lloyd Price, California (Pa.)	Sr.	LB	10	44	64	108	10.8
20. Grant Gould, Washburn	Sr.	LB	12	60	68	128	10.7
21. Reed Duvall, Fort Lewis	Jr.	DB	10	52	54	106	10.6
Chris Grogan, Assumption	Sr.	LB	10	36	70	106	10.6
23. DeMatus Ledet, Ark.-Monticello	Sr.	DB	11	51	65	116	10.5

Rank, Name, Team	Cl.	Pos	G	Solo	Asst	TT	TT/Gm
24. DeMichael Nesbitt, West Virginia St.	So.	LB	10	23	82	105	10.5
25. Jared Heath, Colorado Mines	Sr.	LB	11	46	69	115	10.5
26. Justin Reed, Minn.-Crookston	Sr.	LB	11	50	64	114	10.4
27. Bruce Renner, Indianapolis	Sr.	LB	10	51	52	103	10.3
28. Jimmie Gunn, Minn. St. Mankato	Sr.	LB	11	44	69	113	10.3
29. Matt Morris, Clarion	Jr.	LB	10	57	45	102	10.2
30. James Callins, East Central	Sr.	LB	10	42	58	100	10.0
31. Larry Albert, Stillman	So.	DB	8	47	32	79	9.9
32. Steve Balone, Hillsdale	Sr.	LB	11	62	46	108	9.8
33. Chad Kurian, Northern Mich.	Sr.	LB	10	62	36	98	9.8
Erick Smith, Tarleton St.	Jr.	LB	10	42	56	98	9.8
Joseph Streany, Pace	So.	LB	10	37	61	98	9.8
36. David Ihedigbo, American Int'l	Sr.	LB	9	58	30	88	9.8
37. Jacques Taylor, Glenville St.	So.	LB	10	41	56	97	9.7
38. Kendall Ricketts, Central Mo. St.	So.	DB	10	60	36	96	9.6
Jeremy Stewart, Mars Hill	Sr.	LB	10	48	48	96	9.6
Travis Smith, Upper Iowa	Sr.	LB	10	30	66	96	9.6
41. Brandon Hawkins, Cheyney	So.	LB	11	50	55	105	9.5
Eugene Chop, West Virginia St.	So.	LB	11	33	72	105	9.5
43. Torres Mozley, Tuskegee	Sr.	LB	12	65	49	114	9.5
44. Bryceson Lawrence, Tiffin	Jr.	DB	11	66	38	104	9.5
45. DeLaurence Walker, Fayetteville St.	Sr.	DB	10	53	41	94	9.4
Richard Johnson, Fort Lewis	Sr.	DB	10	48	46	94	9.4
Vincent Duncan, Tarleton St.	Sr.	DB	10	38	56	94	9.4
48. John Tackmann, Winona St.	Jr.	DB	11	62	41	103	9.4
Eric Putman, West Va. Tech	So.	DB	11	48	55	103	9.4
50. Larry Brown Jr., Lane	Sr.	LB	10	58	35	93	9.3
Tyron Petteyway, St. Augustine's	Jr.	LB	10	43	50	93	9.3

Solo Tackles

Rank	Name, Team	Cl.	Pos	G	Solo Tack	ST/Gm
1.	Isaac Tate, North Greenville	Sr.	LB	10	68	6.8
2.	Darryl Wilson, Concord	Sr.	LB	11	73	6.6
3.	Valentine Chude, Western N.M.	Sr.	LB	10	66	6.6
4.	David Ihedigbo, American Int'l.	Sr.	LB	9	58	6.4
5.	Chad Kurian, Northern Mich.	Sr.	LB	10	62	6.2
6.	Bryceson Lawrence, Tiffin	Jr.	DB	11	66	6.0
	Kendall Ricketts, Central Mo. St.	So.	DB	10	60	6.0
8.	John DiGiorgio, Saginaw Valley	Sr.	LB	13	77	5.9
9.	Mario Gant, Mo.-Rolla	Sr.	LB	11	65	5.9
10.	Jim Couretas, Northern Mich.	Jr.	LB	10	59	5.9
11.	Larry Albert, Stillman	So.	DB	8	47	5.9
12.	Taiwan Russell, Tiffin	Jr.	DB	11	64	5.8
13.	Larry Brown Jr, Lane	Sr.	LB	10	58	5.8
14.	Steve Yarbrough, Tiffin	So.	LB	11	63	5.7
15.	Matt Morris, Clarion	Jr.	LB	10	57	5.7
16.	Steve Balone, Hillsdale	Sr.	LB	11	62	5.6
	John Tackmann, Winona St.	Jr.	DB	11	62	5.6
18.	Torres Mozley, Tuskegee	Sr.	LB	12	65	5.4
19.	Jim Kokrak, Mercyhurst	So.	LB	10	54	5.4
20.	Lateef Ferguson, West Chester	So.	LB	12	64	5.3
21.	Deandrae Fillmore, Tex. A&M-Kingsville	Sr.	LB	10	53	5.3
	J.D. Hearn, Tex. A&M-Commerce	Sr.	LB	10	53	5.3
	Drew Hicks, Kutztown	Sr.	LB	10	53	5.3
	Mike Houston, Arkansas Tech	Sr.	LB	10	53	5.3
	Delaurance Walker, Fayetteville St.	Sr.	DB	10	53	5.3

Rank	Name, Team	Cl.	Pos	G	Solo Tack	ST/Gm
26.	Charleston Hughes, Northwood	Jr.	DB	11	58	5.3
	Marcus LaBadie, Winona St.	So.	LB	11	58	5.3
	Jamarcus Wiggins, Delta St.	So.	DB	11	58	5.3
29.	Michael Brown, Fort Valley St.	Jr.	DB	9	47	5.2
30.	Reed Duvall, Fort Lewis	Jr.	DB	10	52	5.2
	Matt Vance, Fairmont St.	Sr.	LB	10	52	5.2
32.	Nick Notario, Findlay	Jr.	LB	11	57	5.2
33.	Bruce Renner, Indianapolis	Sr.	LB	10	51	5.1
34.	Brady Miller, Ashland	Sr.	LB	11	56	5.1
	Nick Ovenden, Augustana (S.D.)	Jr.	LB	11	56	5.1
	Domonique Staten, West Va. Wesleyan	So.	DB	11	56	5.1
37.	Norman Dawson, Southeastern Okla.	Sr.	DB	10	50	5.0
	Vincent Delaney, Stonehill	Jr.	DB	9	45	5.0
	Leon Douglas, Mo. Western St.	Jr.	LB	11	55	5.0
	Adam Federle, Ouachita Baptist	Sr.	LB	10	50	5.0
	Grant Gould, Washburn	Sr.	LB	12	60	5.0
	Kelvin Morris, West Ga.	Fr.	LB	11	55	5.0
	John Perkins, West Ga.	Jr.	LB	11	55	5.0
	Randy Reinert, West Chester	Sr.	LB	12	60	5.0
45.	Brad Higginson, Ky. Wesleyan	Jr.	DB	10	49	4.9
	Mike Klobucher, Ferris St.	Jr.	LB	10	49	4.9
	Travis Knight, Wingate	Sr.	LB	10	49	4.9
	Emanuel Plummer, Elizabeth City St.	Jr.	LB	10	49	4.9
49.	Andre Henderson, Indiana (Pa.)	Fr.	DB	9	44	4.9
50.	Quentin Maxfield, Central Ark.	Jr.	LB	14	68	4.9
	Fred Rice, East Stroudsburg	So.	LB	14	68	4.9



Grand Valley State Sports Information

Mike McFadden, Grand Valley State

Pass Sacks

Rank	Name, Team	Cl.	Pos	G	Solo Sack	Asst Sack	Sack Yds	Total Sacks	Sacks/Gm
1.	Andrew Schable, South Dakota	Sr.	DL	11	18	1	92	18.5	1.7
2.	Casey Larson, St. Anselm	Jr.	DL	9	13	3	92	14.5	1.6
3.	Mike McFadden, Grand Valley St.	Jr.	DL	13	13	6	104	16.0	1.2
4.	Michael Eubanks, Delta St.	So.	LB	11	12	3	62	13.5	1.2
5.	Clayton Farrell, Abilene Christian	Sr.	DL	10	9	3	69	10.5	1.1
	Cory Lacey, Slippery Rock	So.	DL	10	9	3	78	10.5	1.1
7.	Odell Willis, West Ga.	Jr.	DL	10	10	0	68	10.0	1.0
	Alex Temple, Ky. Wesleyan	So.	DL	8	5	6	55	8.0	1.0
9.	Sterling Green, Bowie St.	Sr.	DB	12	9	5	107	11.5	1.0
10.	Ron Ellington, Catawba	So.	DL	11	9	2	74	10.0	0.9
	Rashard Howard, Southern Conn. St.	Sr.	DL	11	8	4	80	10.0	0.9
12.	Alton Pethway, Albany St. (Ga.)	Sr.	DL	10	7	4	48	9.0	0.9
13.	Dave Tollefson, Northwest Mo. St.	Sr.	DL	14	11	3	77	12.5	0.9
14.	Maurice White, Central Mo. St.	Sr.	DL	9	8	0	81	8.0	0.9
	Mark Gunther, Bryant	Fr.	DL	9	7	2	34	8.0	0.9
16.	Joseph Hermann, Saginaw Valley	Sr.	DL	13	11	1	92	11.5	0.9
17.	Benjamin McDowell, Lenoir-Rhyne	Jr.	DL	8	6	2	38	7.0	0.9
18.	Chris Amico, Edinboro	Jr.	DL	10	7	3	57	8.5	0.9
19.	Keith Burgman, West Va. Wesleyan	Sr.	DL	11	8	2	72	9.0	0.8
	George Holley, Adams St.	Jr.	LB	11	7	4	66	9.0	0.8
21.	Chris F. White, Indianapolis	So.	DL	10	8	0	55	8.0	0.8
	Franklin Turner, Albany St. (Ga.)	Sr.	DL	10	7	2	52	8.0	0.8
	Leo Wells, Wayne St. (Mich.)	Sr.	DL	10	7	2	38	8.0	0.8
24.	Josh Miller, Saginaw Valley	So.	DL	13	9	2	59	10.0	0.8
25.	Kyle Clement, Northwood	So.	DL	12	8	2	51	9.0	0.8
	Geon Harper, Fayetteville St.	So.	LB	10	7	1	57	7.5	0.8
	Tony Pires, Stonehill	Jr.	DL	10	7	1	28	7.5	0.8
	Anrae Fevrier, Mars Hill	Sr.	DL	10	6	3	47	7.5	0.8
	Greg Moore, Elizabeth City St.	Jr.	DL	10	6	3	42	7.5	0.8
	Jason Hill, Fort Hays St.	So.	DL	8	5	2	36	6.0	0.8
31.	Erik Lehmann, Michigan Tech	Jr.	DL	9	6	1	43	6.5	0.7
32.	Ryan Waters, Northwest Mo. St.	Jr.	DL	15	8	5	49	10.5	0.7
	Christopher Horne, Virginia Union	Jr.	DL	10	7	0	60	7.0	0.7
	Kenwin Cummings, Wingate	So.	DL	10	6	2	64	7.0	0.7
	Terrance Lee, Concord	Jr.	DL	10	6	2	44	7.0	0.7
	Marin Richardson, Colorado Mines	So.	DL	10	5	4	56	7.0	0.7
37.	Daniel Fodrocy, Saginaw Valley	Sr.	DL	13	8	2	51	9.0	0.7
38.	Clay Durham, Ky. Wesleyan	So.	DL	8	5	1	34	5.5	0.7
39.	Brandon Jamison, West Ga.	Fr.	LB	11	7	1	54	7.5	0.7
	Kelvin Morris, West Ga.	Fr.	LB	11	7	1	62	7.5	0.7
	Bryan Biggs, Catawba	Jr.	LB	11	6	3	52	7.5	0.7
	Creed James, Mesa St.	Jr.	DL	11	6	3	38	7.5	0.7
	Dane Wagner, Western Ore.	Sr.	DL	11	6	3	43	7.5	0.7
	Kenny Onatolu, Neb.-Omaha	Jr.	LB	11	5	5	56	7.5	0.7
45.	Ryan Meredith, Pittsburg St.	Jr.	DL	14	9	1	60	9.5	0.7
46.	Cody Ahmann, Minn. Duluth	So.	DL	12	7	2	59	8.0	0.7
	Eric Power, Concordia-St. Paul	Jr.	DL	12	7	2	42	8.0	0.7
	Tom Cressman, Kutztown	So.	LB	9	6	0	37	6.0	0.7
	Jacob Owens, Fairmont St.	So.	DL	9	4	4	30	6.0	0.7
50.	Jason Peterson, North Dakota	Sr.	DL	13	8	1	56	8.5	0.7

Tackles For Loss

Rank	Name, Team	Cl.	Pos	G	Solo TFL	Asst TFL	TFL Yds	Total TFL	TFL/Gm
1.	Casey Larson, St. Anselm.....	Jr.	DL	9	18	8	124	22.0	2.4
2.	Clayton Farrell, Abilene Christian.....	Sr.	DL	10	20	5	101	22.5	2.3
3.	Larry Albert, Stillman.....	So.	DB	8	14	6	77	17.0	2.1
4.	Andrew Schable, South Dakota.....	Sr.	DL	11	22	1	98	22.5	2.0
5.	Darryl Wilson, Concord.....	Sr.	LB	11	18	8	69	22.0	2.0
6.	Sterling Green, Bowie St.....	Sr.	DB	12	15	15	137	22.5	1.9
	Benjamin McDowell, Lenoir-Rhyne.....	Jr.	DL	8	12	6	56	15.0	1.9
8.	Geon Harper, Fayetteville St.....	So.	LB	10	17	2	94	18.0	1.8
	Matt Morris, Clarion.....	Jr.	LB	10	14	8	51	18.0	1.8
	Deandrae Fillmore, Tex. A&M-Kingsville.....	Sr.	LB	10	12	12	63	18.0	1.8
11.	Kelvin Morris, West Ga.....	Fr.	LB	11	16	7	102	19.5	1.8
12.	Alex Hall, St. Augustine's.....	Jr.	DL	10	14	6	59	17.0	1.7
13.	Ray Richardson, Lincoln (Mo.).....	Fr.	LB	8	13	1	40	13.5	1.7
14.	Walter Wells, Shaw.....	So.	LB	9	10	10	55	15.0	1.7
15.	Mike McFadden, Grand Valley St.....	Jr.	DL	13	18	7	112	21.5	1.7
16.	Greg Moore, Elizabeth City St.....	Jr.	DL	10	13	7	56	16.5	1.7
	Terrance Lee, Concord.....	Jr.	DL	10	12	9	69	16.5	1.7
18.	Chris Donati, Millersville.....	Jr.	LB	10	12	8	54	16.0	1.6
19.	Duran Major, Upper Iowa.....	Sr.	DL	11	13	9	90	17.5	1.6
20.	Kenwin Cummings, Wingate.....	So.	DL	10	14	3	96	15.5	1.6
	Leo Wells, Wayne St. (Mich.).....	Sr.	DL	10	13	5	56	15.5	1.6
	Maceo Thomas, Elizabeth City St.....	Jr.	DL	10	11	9	54	15.5	1.6
	Ben Stroup, Edinboro.....	Jr.	LB	10	7	17	57	15.5	1.6
24.	John Perkins, West Ga.....	Jr.	LB	11	15	4	52	17.0	1.5
	Rashard Howard, Southern Conn. St.....	Sr.	DL	11	14	6	91	17.0	1.5
	Michael Porter, Clark Atlanta.....	So.	LB	11	14	6	53	17.0	1.5
	Darnell Flannigan, Minn. St. Mankato.....	Sr.	DL	11	13	8	85	17.0	1.5
	Dane Wagner, Western Ore.....	Sr.	DL	11	12	10	72	17.0	1.5
29.	Daniel Fodrocy, Saginaw Valley.....	Sr.	DL	13	16	8	74	20.0	1.5
30.	Anrae Fevrier, Mars Hill.....	Sr.	DL	10	13	4	96	15.0	1.5
	Tony Pires, Stonehill.....	Jr.	DL	10	13	4	55	15.0	1.5
	David Coleman, Shaw.....	Sr.	DL	10	11	8	53	15.0	1.5
	Cory Lacek, Slippery Rock.....	So.	DL	10	11	8	103	15.0	1.5
34.	Chris Amico, Edinboro.....	Jr.	DL	10	11	7	72	14.5	1.5
35.	Alex Temple, Ky. Wesleyan.....	So.	DL	8	7	9	66	11.5	1.4
36.	Kyle Clement, Northwood.....	So.	DL	12	14	6	71	17.0	1.4
37.	Michael Eubanks, Delta St.....	So.	LB	11	14	3	77	15.5	1.4
	Ron Ellington, Catawba.....	So.	DL	11	13	5	87	15.5	1.4
	Kevin Dixon, West Liberty St.....	Fr.	DL	11	10	11	72	15.5	1.4
40.	Casey Hamilton, Northeastern St.....	Sr.	DL	10	10	8	71	14.0	1.4
	Josh Kelly, Assumption.....	Jr.	DL	10	10	8	47	14.0	1.4
42.	Eric Power, Concordia-St. Paul.....	Jr.	DL	12	15	3	63	16.5	1.4
	Tyreve Smith, Bowie St.....	Sr.	DL	12	11	11	51	16.5	1.4
44.	Steve Balone, Hillsdale.....	Sr.	LB	11	13	4	66	15.0	1.4
	Charlie Cosgrove, St. Cloud St.....	Sr.	DE	11	11	8	72	15.0	1.4
	Kevin Rees, St. Joseph's (Ind.).....	Sr.	DL	11	11	8	44	15.0	1.4
	George Holley, Adams St.....	Jr.	LB	11	9	12	76	15.0	1.4
48.	Aaron Knight, Virginia St.....	Jr.	LB	10	13	1	58	13.5	1.4
	Chris F. White, Indianapolis.....	So.	DL	10	13	1	65	13.5	1.4
	Alton Pettway, Albany St. (Ga.).....	Sr.	DL	10	10	7	62	13.5	1.4
	Franklin Turner, Albany St. (Ga.).....	Sr.	DL	10	9	9	68	13.5	1.4

Forced Fumbles

Rank	Name, Team	Cl.	Pos	G	FF	FF/Gm
1.	Deandrae Fillmore, Tex. A&M-Kingsville.....	Sr.	LB	10	6	0.60
2.	Chad Castor, North Greenville.....	So.	DB	9	5	0.56
3.	Jacob Ford, Central Ark.....	Jr.	DL	14	7	0.50
	Gino Meccariello, Assumption.....	Sr.	LB	10	5	0.50
5.	Mark Gunther, Bryant.....	Fr.	DL	9	4	0.44
6.	Ronald Dowdy, N.C. Central.....	Sr.	DL	12	5	0.42
	Jared Souders, West Chester.....	Sr.	DL	12	5	0.42
	Terrance Stafford, Bowie St.....	Jr.	DB	12	5	0.42
9.	Jim Couretas, Northern Mich.....	Jr.	LB	10	4	0.40
	Mike DeBye, Stonehill.....	So.	LB	10	4	0.40
	Drew Hicks, Kutztown.....	Sr.	LB	10	4	0.40
	Jamal Jackson, Lenoir-Rhyne.....	Sr.	LB	10	4	0.40
	Shane Simmons, Western Wash.....	So.	LB	10	4	0.40
14.	Savoy Simon, Livingstone.....	Fr.	DL	8	3	0.38
15.	Eugene Chop, West Virginia St.....	So.	LB	11	4	0.36
	Torrance Daniels, Harding.....	Sr.	DB	11	4	0.36
	Travis DeSisso, Harding.....	Sr.	DB	11	4	0.36
	Jared Heath, Colorado Mines.....	Sr.	LB	11	4	0.36
	George Holley, Adams St.....	Jr.	LB	11	4	0.36
	Creed James, Mesa St.....	Jr.	DL	11	4	0.36
	Brandon Jamison, West Ga.....	Fr.	LB	11	4	0.36
	Lewis Thompson, West Ala.....	Jr.	LB	11	4	0.36

Rank	Name, Team	Cl.	Pos	G	FF	FF/Gm
	Jason Ziegler, Mansfield.....	Sr.	TE	11	4	0.36
24.	Paddy Carty, Stonehill.....	So.	LB	9	3	0.33
	Tom Cressman, Kutztown.....	So.	LB	9	3	0.33
	C.J. Ellis, Southern Ark.....	So.	DB	9	3	0.33
	Dan Gallagher, Shepherd.....	Sr.	DL	12	4	0.33
	Andrew Jilles, Central Mo. St.....	Jr.	DL	9	3	0.33
	Casey Larson, St. Anselm.....	Jr.	DL	9	3	0.33
	Erik Lehmann, Michigan Tech.....	Jr.	DL	9	3	0.33
	Terrance Leverett, Newberry.....	Sr.	LB	9	3	0.33
	Jimmy Lewis, West Chester.....	So.	LB	12	4	0.33
33.	Anthony Adams, Grand Valley St.....	So.	LB	13	4	0.31
	Woody Aime, C.W. Post.....	Jr.	DB	13	4	0.31
	Tyler Dahlen, North Dakota.....	Sr.	LB	13	4	0.31
36.	Kenwin Cummings, Wingate.....	So.	DL	10	3	0.30
	Greg Daniel, Bryant.....	Sr.	LB	10	3	0.30
	Greg Embers, Ky. Wesleyan.....	Jr.	LB	10	3	0.30
	Kevin Ford, Clark Atlanta.....	Fr.	DB	10	3	0.30
	Galen Houston, Shaw.....	So.	LB	10	3	0.30
	Richard Johnson, Fort Lewis.....	Sr.	DB	10	3	0.30
	Jim Kokrak, Mercyhurst.....	So.	LB	10	3	0.30
	Kiley Porter, East Central.....	Fr.	DL	10	3	0.30
	Damien Williams, West Virginia St.....	So.	DL	10	3	0.30
	Brandon York, Ouachita Baptist.....	Sr.	DL	10	3	0.30
46.	Brett Shamblin, Pittsburg St.....	So.	LB	14	4	0.29
47.	Wes Bair III, Mansfield.....	Fr.	DL	11	3	0.27

Rank, Name, Team	Cl.	Pos	G	FF	FF/Gm
Andrew Cleveland, Mo.-Rolla	Sr.	LB	11	3	0.27
Charlie Cosgrove, St. Cloud St.	Sr.	DE	11	3	0.27
Shawn Cunningham, Winona St.	So.	TE	11	3	0.27
Jamar Johnson, Cheyney	Jr.	OL	11	3	0.27
Bryceson Lawrence, Tiffin	Jr.	DB	11	3	0.27
Eric Marshall, Millersville	So.	LB	11	3	0.27
Melvin Matlock, Minn. St. Mankato	Jr.	DB	11	3	0.27
Rodrick McDonald, Mo.-Rolla	Sr.	DB	11	3	0.27
Adam McGurk, Adams St.	Sr.	LB	11	3	0.27
Jason Riles, West Ala.	Jr.	DL	11	3	0.27
Taiwan Russell, Tiffin	Jr.	DB	11	3	0.27
Payne Schoen, St. Joseph's (Ind.)	So.	LB	11	3	0.27
Ethan Tyler, St. Joseph's (Ind.)	Jr.	LB	11	3	0.27
Jake Visser, Ferris St.	Fr.	DL	11	3	0.27
Dane Wagner, Western Ore.	Sr.	DL	11	3	0.27
Darryl Wilson, Concord	Sr.	LB	11	3	0.27
Jamil Wynn, Western Ore.	Jr.	DB	11	3	0.27
Alex York, South Dakota	Sr.	DB	11	3	0.27

Interceptions

Rank, Name, Team	Cl.	Pos	G	Int	Int Ret Yds	Int/Gm
1. Dan Peters, Shepherd	Jr.	DB	12	12	171	1.0
2. Kashif Easley, Glenville St.	Jr.	DB	11	9	93	0.8
Randy Kush, Neb.-Omaha	So.	DB	11	9	99	0.8
4. Andrew Knight, Southeastern Okla.	Jr.	DB	10	8	2	0.8
5. Keon Gaiher, West Tex. A&M	Jr.	DB	12	9	134	0.8
6. Arthur Berlanga, Mesa St.	Sr.	DB	11	8	177	0.7
Monterio James, Delta St.	Fr.	DB	11	8	46	0.7
Marcus Wright, Kentucky St.	Sr.	DB	11	8	137	0.7
9. Blake Farris, North Ala.	Sr.	DB	14	10	192	0.7
10. Chris Avery, Edinboro	Sr.	DB	10	7	196	0.7
Jared Dumm, California (Pa.)	Sr.	DB	10	7	43	0.7
J.R. Jamerson, Central Wash.	Fr.	DB	10	7	29	0.7
Shawn Jemison, Fairmont St.	Sr.	DB	10	7	21	0.7
Stephen McCoy, Tex. A&M-Kingsville	Jr.	DB	10	7	6	0.7
15. Fletcher Terrell, Washburn	Sr.	DB	12	8	113	0.7
16. Robert Towns, Harding	Jr.	DB	11	7	11	0.6
Ian Whittington, West Liberty St.	So.	DB	11	7	193	0.6
18. Deonte Bolden, Carson-Newman	Sr.	DB	10	6	68	0.6
Jordan Chapman, Mo. Southern St.	Jr.	DB	10	6	143	0.6
Gregory Toler, St. Paul's	Fr.	DB	10	6	82	0.6
21. Brandon Charles, Mesa St.	So.	DB	11	6	33	0.5
DeMathus Ledet, Ark.-Monticello	Sr.	DB	11	6	69	0.5
Luke Lokanc, Winona St.	Sr.	DB	11	6	37	0.5
Dexter Reid, Northwood	So.	DB	11	6	39	0.5
Kevin Scott, Gannon	Sr.	DB	11	6	97	0.5
Rico Stevenson, West Ga.	Fr.	DB	11	6	55	0.5
27. Darren Banks, West Liberty St.	So.	DB	10	5	52	0.5
Richard Beville, West Ala.	Sr.	DB	10	5	22	0.5
Cory Cangelosi, Central Ark.	Sr.	DB	14	7	76	0.5
Johnny Eubanks, Morehouse	So.	DB	8	4	25	0.5
Matt Gannon, Merrimack	Sr.	DB	10	5	27	0.5
Brent Grimes, Shippensburg	Sr.	DB	10	5	63	0.5
Jerome Jefferson, Midwestern St.	Sr.	LB	10	5	92	0.5
Marcus Jefferson, Albany St. (Ga.)	Jr.	DB	10	5	59	0.5
David Jones, Wingate	Jr.	DB	10	5	111	0.5
Brandon Kennedy, Central Wash.	Fr.	DB	10	5	163	0.5
Demetrie McCray, Albany St. (Ga.)	Sr.	DB	10	5	30	0.5
Jake Meikle, Michigan Tech	Jr.	DB	8	4	45	0.5
Daniel Sullivan, Pace	Sr.	DB	10	5	3	0.5
Matt Vujaklya, Fairmont St.	Fr.	DB	10	5	34	0.5
Donte' Wise, Fayetteville St.	Fr.	DB	10	5	72	0.5
Eddie Young, Fort Valley St.	Fr.	DB	8	4	45	0.5
43. Woody Aime, C.W. Post	Jr.	DB	13	6	69	0.5
Javien Eason, C.W. Post	Jr.	DB	13	6	110	0.5
Danny Gagner, North Dakota	Sr.	DB	13	6	155	0.5

Rank, Name, Team	Cl.	Pos	G	Int	Int Ret Yds	Int/Gm
46. Tim Dacy, South Dakota	Jr.	DB	11	5	86	0.5
Jeremy Fairrow, Harding	Sr.	DB	11	5	76	0.5
Tony Gibalski, Adams St.	Jr.	DB	11	5	57	0.5
Melvyn Griffin, Findlay	Sr.	DB	11	5	85	0.5
Bret Hughes, Western Ore.	Sr.	DB	11	5	17	0.5
Julius Johnson, Southwest Minn. St.	Sr.	DB	11	5	39	0.5
Brad Kester, Mo. Western St.	Jr.	DB	11	5	0	0.5
David Pickett, Charleston (W.V.)	Fr.	DB	11	5	56	0.5
Chris Rotella, Charleston (W.V.)	Fr.	DB	11	5	18	0.5
Laron Striplin, Wayne St. (Neb.)	Jr.	DB	11	5	188	0.5
Demarcus Thornton, West Ala.	So.	DB	11	5	52	0.5

Passes Defended

Rank, Name, Team	Cl.	Pos	G	PBU	Int	TPD	PD/Gm
1. Marcus Jefferson, Albany St. (Ga.)	Jr.	DB	10	16	5	21	2.1
2. Marcus Wright, Kentucky St.	Sr.	DB	11	13	8	21	1.9
3. Gregory Toler, St. Paul's	Fr.	DB	10	13	6	19	1.9
4. Kashif Easley, Glenville St.	Jr.	DB	11	11	9	20	1.8
5. Monterio James, Delta St.	Fr.	DB	11	11	8	19	1.7
Jamil Wynn, Western Ore.	Jr.	DB	11	17	2	19	1.7
7. Donte' Wise, Fayetteville St.	Fr.	DB	10	12	5	17	1.7
8. Fletcher Terrell, Washburn	Sr.	DB	12	11	8	19	1.6
Marcus Davis, Minn. Duluth	Jr.	DB	12	15	4	19	1.6
10. Blake Farris, North Ala.	Sr.	DB	14	12	10	22	1.6
11. Shawn Warren, Northern St.	Sr.	DB	9	11	3	14	1.6
12. Melvyn Griffin, Findlay	Sr.	DB	11	12	5	17	1.5
13. Andrew Knight, Southeastern Okla.	Jr.	DB	10	7	8	15	1.5
David Jones, Wingate	Jr.	DB	10	10	5	15	1.5
Denatay Heard, Stillman	So.	DB	10	11	4	15	1.5
Fredarico Staton, St. Paul's	Fr.	DB	10	14	1	15	1.5
Denayr Gant, Bentley	Sr.	DB	8	9	3	12	1.5
18. Arthur Berlanga, Mesa St.	Sr.	DB	11	8	8	16	1.5
Robert Towns, Harding	Jr.	DB	11	9	7	16	1.5
Rico Stevenson, West Ga.	Fr.	DB	11	10	6	16	1.5
Tate Wheeler, St. Cloud St.	Jr.	DB	11	12	4	16	1.5
Deqwan Young, St. Joseph's (Ind.)	So.	DB	11	13	3	16	1.5
23. Tycen Brock, Ky. Wesleyan	Sr.	DB	9	10	3	13	1.4
24. Matt Vujaklya, Fairmont St.	Fr.	DB	10	9	5	14	1.4
Donald Brown, Wingate	Jr.	DB	10	10	4	14	1.4
Devin Chatman, Shaw	Jr.	DB	10	10	4	14	1.4
Pierre Lee, Virginia St.	Sr.	DB	10	11	3	14	1.4
28. Kevin Scott, Gannon	Sr.	DB	11	9	6	15	1.4
Rodney Hughbey, Concord	Jr.	DB	11	12	3	15	1.4
Brandon Truesdale, West Virginia St.	So.	DB	11	12	3	15	1.4
31. Dustin Dudinski, Shepherd	Sr.	DB	12	12	4	16	1.3
32. Richard Beville, West Ala.	Sr.	DB	10	8	5	13	1.3
Demetrie McCray, Albany St. (Ga.)	Sr.	DB	10	8	5	13	1.3
Jermy Brown, Lenoir-Rhyne	Sr.	DB	10	10	3	13	1.3
Troy Brookins, Tiffin	Fr.	DB	10	12	1	13	1.3
36. Robert Harris, Charleston (W.V.)	Sr.	DB	11	10	4	14	1.3
Kyle Killingsworth, Humboldt St.	Jr.	DB	11	10	4	14	1.3
Lee Smith, Tuskegee	Jr.	DB	11	10	4	14	1.3
Aaron Morris, West Liberty St.	Sr.	DB	11	13	1	14	1.3
40. Dan Peters, Shepherd	Jr.	DB	12	3	12	15	1.3
Johnny Eubanks, Morehouse	So.	DB	8	6	4	10	1.3
42. Myron Miller, St. Augustine's	Fr.	DB	9	8	3	11	1.2
43. Deonte Bolden, Carson-Newman	Sr.	DB	10	6	6	12	1.2
Darren Banks, West Liberty St.	So.	DB	10	7	5	12	1.2
Gary Elliott, Midwestern St.	Sr.	DB	10	8	4	12	1.2
J.J. Niamkey, Stonehill	So.	DB	10	10	2	12	1.2
47. Ian Whittington, West Liberty St.	So.	DB	11	6	7	13	1.2
Tony Gibalski, Adams St.	Jr.	DB	11	8	5	13	1.2
Bryceson Lawrence, Tiffin	Jr.	DB	11	9	4	13	1.2
Chad Gurica, Hillsdale	Sr.	DB	11	10	3	13	1.2
Rickey Wright, Southern Ark.	So.	DB	11	13	0	13	1.2

2005 Division II Team Leaders

Total Offense

Rank, Team	G	Plays	Yds	Yds/Gm
1. South Dakota.....	11	752	6,416	583.3
2. Pittsburg St.....	14	1,069	7,504	536.0
3. Southern Conn. St.....	11	801	5,728	520.7
4. C.W. Post.....	13	965	6,731	517.8
5. East Stroudsburg.....	14	934	7,118	508.4
6. Midwestern St.....	10	748	4,972	497.2
7. Winona St.....	11	777	5,330	484.5
8. Glenville St.....	11	827	5,322	483.8
9. West Tex. A&M.....	12	835	5,727	477.3
10. Bloomsburg.....	12	849	5,681	473.4
11. California (Pa.).....	10	621	4,624	462.4
12. Colorado Mines.....	11	828	5,050	459.1
13. Concordia-St. Paul.....	12	885	5,381	448.4
14. Neb.-Kearney.....	12	878	5,338	444.8
15. Delta St.....	11	800	4,870	442.7
16. Bentley.....	10	780	4,407	440.7
17. Bemidji St.....	10	721	4,380	438.0
18. Central Ark.....	14	974	6,122	437.3
19. Mo.-Rolla.....	11	815	4,772	433.8
20. Grand Valley St.....	13	903	5,612	431.7
21. Northwood.....	12	763	5,161	430.1
22. Southern Ark.....	11	842	4,677	425.2
23. Chadron St.....	10	701	4,224	422.4
24. Central Mo. St.....	10	672	4,195	419.5
25. St. Cloud St.....	11	791	4,605	418.6
26. Central Wash.....	10	717	4,186	418.6
27. Neb.-Omaha.....	11	767	4,601	418.3
28. Angelo St.....	12	754	5,001	416.8
29. Washburn.....	12	803	4,981	415.1
30. Carson-Newman.....	10	653	4,115	411.5
31. North Ala.....	14	1,076	5,756	411.1
32. Tuskegee.....	12	844	4,902	408.5
33. West Chester.....	12	808	4,864	405.3
34. Saginaw Valley.....	13	933	5,258	404.5
35. West Va. Wesleyan.....	11	757	4,448	404.4
36. Western Wash.....	10	710	4,017	401.7
37. Mo. Western St.....	12	854	4,781	398.4
38. Central Okla.....	10	738	3,979	397.9
39. Bryant.....	10	702	3,974	397.4
40. Albany St. (Ga.).....	10	663	3,922	392.2
41. North Greenville.....	10	738	3,914	391.4
42. West Liberty St.....	11	791	4,301	391.0
43. Adams St.....	11	841	4,288	389.8
44. Augustana (S.D.).....	11	752	4,279	389.0
45. Northwest Mo. St.....	15	1,024	5,787	385.8
46. Southwest Baptist.....	11	807	4,243	385.7
47. Southeastern Okla.....	10	669	3,854	385.4
48. Fayetteville St.....	10	678	3,846	384.6
49. Tarleton St.....	10	633	3,834	383.4
50. Newberry.....	9	642	3,433	381.4

Total Defense

Rank, Team	G	Plays	Yds	Yds/Gm
1. Edinboro.....	10	589	2,112	211.2
2. Bowie St.....	12	695	2,648	220.7
3. Tuskegee.....	12	700	2,956	246.3
4. St. Augustine's.....	10	655	2,470	247.0
5. Grand Valley St.....	13	898	3,435	264.2
6. North Dakota.....	13	855	3,454	265.7
7. Ashland.....	11	727	2,924	265.8
8. Glenville St.....	11	741	2,942	267.5
9. Shepherd.....	12	830	3,212	267.7
10. California (Pa.).....	10	678	2,727	272.7
11. Clark Atlanta.....	11	693	3,118	283.5
12. Charleston (W.V.).....	11	672	3,120	283.6
13. West Ga.....	11	751	3,124	284.0
14. Concordia-St. Paul.....	12	741	3,417	284.8
15. St. Paul's.....	10	641	2,851	285.1
16. Catawba.....	11	698	3,138	285.3
17. Stillman.....	10	625	2,878	287.8
18. North Ala.....	14	969	4,054	289.6
19. Carson-Newman.....	10	667	2,905	290.5
20. Saginaw Valley.....	13	865	3,779	290.7
21. Virginia St.....	10	673	2,962	296.2
22. Benedict.....	11	696	3,263	296.6
23. Central Mo. St.....	10	632	2,987	298.7

Rank, Team	G	Plays	Yds	Yds/Gm
24. West Liberty St.....	11	742	3,311	301.0
25. Albany St. (Ga.).....	10	696	3,015	301.5
26. N.C. Central.....	12	789	3,624	302.0
27. Adams St.....	11	686	3,357	305.2
28. Bentley.....	10	605	3,054	305.4
29. St. Joseph's (Ind.).....	11	784	3,364	305.8
Tiffin.....	11	718	3,364	305.8
31. Southern Ark.....	11	708	3,389	308.1
32. Elizabeth City St.....	10	626	3,095	309.5
Central Ark.....	14	947	4,333	309.5
34. Michigan Tech.....	9	580	2,791	310.1
35. Miles.....	11	688	3,417	310.6
36. Minn. St. Mankato.....	11	749	3,421	311.0
37. St. Cloud St.....	11	715	3,430	311.8
38. Mars Hill.....	10	678	3,127	312.7
39. West Chester.....	12	797	3,761	313.4
40. Presbyterian.....	12	827	3,771	314.3
41. Slippery Rock.....	10	622	3,156	315.6
42. Indianapolis.....	11	735	3,478	316.2
43. Fairmont St.....	10	686	3,164	316.4
44. Bloomsburg.....	12	793	3,807	317.3
45. Northern St.....	11	724	3,494	317.6
46. South Dakota.....	11	746	3,504	318.5
47. Tex. A&M-Commerce.....	10	689	3,189	318.9
48. Mo. Western St.....	12	815	3,839	319.9
49. Winston-Salem.....	10	662	3,201	320.1
50. Harding.....	11	732	3,529	320.8

Rushing Offense

Rank, Team	G	Att	Yds	Yds/Gm
1. Northwood.....	12	606	3,925	327.1
2. Carson-Newman.....	10	537	3,148	314.8
3. Eastern N.M.....	11	627	3,333	303.0
4. South Dakota.....	11	474	3,273	297.5
5. Midwestern St.....	10	490	2,965	296.5
6. Southern Ark.....	11	630	3,260	296.4
7. Pittsburg St.....	14	699	4,133	295.2
8. Bloomsburg.....	12	603	3,412	284.3
9. C.W. Post.....	13	575	3,509	269.9
10. Michigan Tech.....	9	437	2,297	255.2
11. Tiffin.....	11	535	2,714	246.7
12. Albany St. (Ga.).....	10	487	2,458	245.8
13. Southern Conn. St.....	11	471	2,634	239.5
14. Concordia-St. Paul.....	12	523	2,869	239.1
15. Southwest Baptist.....	11	498	2,575	234.1
16. Bowie St.....	12	600	2,802	233.5
17. California (Pa.).....	10	333	2,261	226.1
18. Tex. A&M-Commerce.....	10	432	2,211	221.1
19. Neb.-Omaha.....	11	488	2,388	217.1
20. Winston-Salem.....	10	462	2,158	215.8
21. Slippery Rock.....	10	450	2,136	213.6
22. Chadron St.....	10	435	2,126	212.6
23. Grand Valley St.....	13	590	2,748	211.4
24. Mo. Western St.....	12	520	2,449	204.1
25. Edinboro.....	10	418	1,993	199.3
26. Bryant.....	10	406	1,981	198.1
27. Ashland.....	11	506	2,174	197.6
28. West Ga.....	11	477	2,153	195.7
29. Tarleton St.....	10	375	1,921	192.1
30. Angelo St.....	12	410	2,305	192.1
31. Western N.M.....	10	459	1,910	191.0
32. Central Mo. St.....	10	397	1,897	189.7
33. West Chester.....	12	504	2,276	189.7
34. Winona St.....	11	417	2,065	187.7
35. West Liberty St.....	11	444	2,064	187.6
36. North Greenville.....	10	407	1,845	184.5
37. Benedict.....	11	505	2,022	183.8
38. Bentley.....	10	412	1,819	181.9
39. Washburn.....	12	499	2,178	181.5
40. Shepherd.....	12	490	2,135	177.9
41. Clark Atlanta.....	11	511	1,928	175.3
42. Morehouse.....	10	441	1,749	174.9
43. St. Cloud St.....	11	456	1,918	174.4
44. Emporia St.....	10	429	1,742	174.2
45. Charleston (W.V.).....	11	492	1,883	171.2
46. Fairmont St.....	10	448	1,701	170.1
47. Bemidji St.....	10	398	1,700	170.0
48. Tuskegee.....	12	477	2,032	169.3
49. Findlay.....	11	458	1,854	168.5
50. Mars Hill.....	10	464	1,645	164.5

STATISTICAL LEADERS

Rushing Defense

Rank, Team	G	Opp Att	Opp Yds	Yds/Gm
1. Edinboro	10	312	537	53.7
2. North Dakota	13	369	780	60.0
3. Bowie St.	12	392	920	76.7
4. West Ga.	11	375	847	77.0
5. Grand Valley St.	13	421	1,113	85.6
6. Charleston (W.V.)	11	356	959	87.2
7. Concordia-St. Paul	12	378	1,047	87.3
8. C.W. Post	13	365	1,155	88.8
9. Ashland	11	382	1,004	91.3
10. Neb.-Omaha	11	363	1,023	93.0
11. Bentley	10	286	940	94.0
12. St. Augustine's	10	378	946	94.6
13. South Dakota	11	362	1,066	96.9
14. Shepherd	12	413	1,169	97.4
15. North Ala.	14	490	1,371	97.9
16. West Liberty St.	11	400	1,083	98.5
17. Fairmont St.	10	350	996	99.6
18. St. Cloud St.	11	371	1,126	102.4
19. Central Mo. St.	10	353	1,044	104.4
20. California (Pa.)	10	384	1,058	105.8
21. Presbyterian	12	440	1,272	106.0
22. Southern Ark.	11	374	1,177	107.0
23. Chadron St.	10	342	1,077	107.7
24. Western Ore.	11	394	1,190	108.2

Rank, Team	G	Opp Att	Opp Yds	Yds/Gm
25. Central Ark.	14	470	1,519	108.5
26. Bloomsburg	12	404	1,331	110.9
27. Carson-Newman	10	347	1,136	113.6
28. Pace	10	344	1,144	114.4
29. Central Wash.	10	332	1,159	115.9
30. Harding	11	392	1,279	116.3
31. Catawba	11	410	1,288	117.1
32. Neb.-Kearney	12	449	1,441	120.1
33. Winona St.	11	399	1,324	120.4
34. Clark Atlanta	11	404	1,336	121.5
35. Adams St.	11	393	1,345	122.3
36. Bryant	10	363	1,226	122.6
37. Saginaw Valley	13	506	1,596	122.8
38. Virginia St.	10	386	1,236	123.6
39. Northwest Mo. St.	15	585	1,894	126.3
40. Glenville St.	11	437	1,394	126.7
41. Tuskegee	12	429	1,526	127.2
42. Tex. A&M-Commerce	10	399	1,274	127.4
43. St. Joseph's (Ind.)	11	422	1,421	129.2
44. Minn. St. Mankato	11	432	1,446	131.5
45. Mars Hill	10	391	1,329	132.9
46. Delta St.	11	389	1,468	133.5
47. Winston-Salem	10	340	1,335	133.5
48. N.C. Central	12	443	1,603	133.6
49. Indianapolis	11	402	1,472	133.8
50. Mo. Western St.	12	449	1,611	134.3

Passing Offense

Rank, Team	G	Att	Comp	Int	Yds	Yds/Gm
1. West Tex. A&M	12	540	361	13	4,365	363.8
2. East Stroudsburg	14	447	277	11	4,835	345.4
3. Glenville St.	11	457	295	14	3,778	343.5
4. Mo.-Rolla	11	533	305	10	3,601	327.4
5. Neb.-Kearney	12	457	282	16	3,794	316.2
6. Colorado Mines	11	451	292	16	3,445	313.2
7. Winona St.	11	360	206	9	3,265	296.8
8. West Va. Wesleyan	11	383	182	27	3,181	289.2
9. South Dakota	11	278	185	5	3,143	285.7
10. Mo. Southern St.	10	360	230	16	2,844	284.4
11. Delta St.	11	387	225	13	3,112	282.9
12. Southern Conn. St.	11	330	199	10	3,094	281.3
13. Minn. Duluth	12	498	310	17	3,369	280.8
14. Valdosta St.	12	489	317	19	3,307	275.6
15. Central Ark.	14	436	302	14	3,856	275.4
16. Central Wash.	10	363	229	11	2,744	274.4
17. Saginaw Valley	13	437	278	11	3,519	270.7
18. North Ala.	14	545	333	16	3,775	269.6
19. Fort Lewis	10	287	176	7	2,693	269.3
20. Bemidji St.	10	323	187	13	2,680	268.0
21. St. Joseph's (Ind.)	11	412	263	13	2,907	264.3
22. Henderson St.	11	487	271	20	2,867	260.6
23. Northwest Mo. St.	15	509	336	9	3,901	260.1
24. Bentley	10	368	189	19	2,588	258.8
25. Western Wash.	10	340	208	19	2,517	251.7
26. Southeastern Okla.	10	328	190	7	2,513	251.3
27. C.W. Post	13	390	242	14	3,222	247.8
28. Northern Mich.	10	349	208	13	2,468	246.8
29. Fayetteville St.	10	318	177	6	2,462	246.2
30. St. Cloud St.	11	335	206	12	2,687	244.3
31. Abilene Christian	10	327	178	14	2,441	244.1
32. Adams St.	11	386	212	18	2,678	243.5
33. Western St.	11	450	225	17	2,658	241.6
34. Pittsburg St.	14	370	218	14	3,371	240.8
35. Tuskegee	12	367	205	12	2,870	239.2
36. Mercyhurst	10	341	185	24	2,388	238.8
37. Wingate	10	389	181	16	2,380	238.0
38. Tex. A&M-Kingsville	10	328	194	17	2,377	237.7
39. Ky. Wesleyan	10	476	206	21	2,376	237.6
40. Central Okla.	10	348	173	13	2,371	237.1
41. California (Pa.)	10	288	179	5	2,363	236.3
42. Mansfield	11	384	215	18	2,589	235.4
43. Ouachita Baptist	10	309	176	12	2,344	234.4
44. Washburn	12	304	171	13	2,803	233.6
45. Arkansas Tech	10	357	181	17	2,319	231.9
46. Ferris St.	11	355	198	14	2,543	231.2
47. Western Ore.	11	434	233	23	2,529	229.9
48. Central Mo. St.	10	275	196	5	2,298	229.8
49. Presbyterian	12	417	251	10	2,751	229.3
50. Northern St.	11	419	261	17	2,510	228.2

Pass Efficiency Defense

Rank, Team	G	Opp Att	Opp Comp	Int	Opp Yds	Opp TD	Opp Pass Eff
1. Shepherd	12	417	202	26	2,043	10	85.0
2. Glenville St.	11	304	153	20	1,548	7	87.5
3. Edinboro	10	277	125	17	1,575	8	90.1
4. Grand Valley St.	13	477	256	15	2,322	6	92.4
5. Albany St. (Ga.)	10	306	157	17	1,490	11	93.0
6. Tuskegee	12	271	115	13	1,430	13	93.0
7. St. Augustine's	10	277	125	14	1,524	10	93.1
8. Bowie St.	12	303	132	12	1,728	10	94.4
9. American Int'l	9	285	143	17	1,541	10	95.2
10. Fayetteville St.	10	294	137	16	1,709	10	95.8
11. St. Joseph's (Ind.)	11	362	178	18	1,943	13	96.2
12. Virginia St.	10	287	139	17	1,726	9	97.5
13. Carson-Newman	10	320	157	15	1,769	11	97.5
14. Stillman	10	234	92	10	1,488	10	98.3
15. Tiffin	11	293	144	12	1,647	9	98.3
16. St. Paul's	10	227	93	9	1,382	10	98.7
17. Ashland	11	345	180	13	1,920	8	99.0
18. Saginaw Valley	13	359	182	16	2,183	8	100.2
19. California (Pa.)	10	294	162	20	1,669	10	100.4
20. Indiana (Pa.)	10	222	109	11	1,425	5	100.5
21. North Dakota	13	486	252	23	2,674	18	100.8
22. N.C. Central	12	346	159	18	2,021	17	100.8
23. Slippery Rock	10	242	124	11	1,381	8	101.0
24. North Ala.	14	479	248	21	2,683	17	101.8
25. Shippensburg	11	276	127	16	1,797	11	102.3
26. Winston-Salem	10	322	154	13	1,866	15	103.8
27. Wingate	10	303	151	17	1,766	15	103.9
28. Tarleton St.	10	322	178	13	1,904	7	104.0
29. Merrimack	10	299	145	12	1,726	14	104.4
30. Pace	10	336	171	19	2,126	12	104.5
31. Kentucky St.	11	314	151	15	2,012	12	105.0
32. Lenoir-Rhyne	10	311	163	11	1,866	10	106.3
33. Clark Atlanta	11	289	125	13	1,782	18	106.6
34. Northern St.	11	314	149	13	1,956	15	107.3
35. Southeastern Okla.	10	300	157	19	2,070	9	107.5
36. Mo. Western St.	12	366	203	16	2,228	11	107.8
37. Fairmont St.	10	336	186	21	2,168	11	107.9
38. Humboldt St.	11	353	205	19	2,009	14	108.2
39. Mars Hill	10	287	135	14	1,798	16	108.3
40. Bloomsburg	12	389	202	19	2,476	16	109.2
41. Tusculum	10	287	165	11	1,735	8	109.8
42. Delta St.	11	415	212	17	2,532	20	110.0
43. Northwood	12	419	231	21	2,633	16	110.5
44. Shaw	10	223	90	16	1,618	16	110.6
45. Central Ark.	14	477	263	17	2,814	19	110.7
46. West Liberty St.	11	342	165	18	2,228	19	110.8
47. Minn. St. Mankato	11	317	177	14	1,975	11	110.8
48. Presbyterian	12	387	204	12	2,499	12	111.0
49. West Ga.	11	376	214	18	2,277	15	111.4
50. Minn. Duluth	12	394	214	14	2,498	14	112.2

Scoring Offense

Rank, Team	G	TD	PAT	2PT	Def Pts	FG	Saf	Pts	Pts/Gm
1. South Dakota	11	77	69	2	0	4	0	547	49.7
2. Pittsburg St.	14	89	88	0	0	11	0	655	46.8
3. Southern Conn. St.	11	71	64	1	0	5	0	507	46.1
4. East Stroudsburg	14	80	74	0	0	14	0	596	42.6
5. C.W. Post	13	77	68	1	0	6	1	552	42.5
6. California (Pa.)	10	60	45	5	0	2	0	421	42.1
7. West Tex. A&M	12	62	48	5	0	16	3	484	40.3
8. Central Ark.	14	77	66	3	0	9	1	563	40.2
9. Central Mo. St.	10	56	49	2	0	3	1	400	40.0
10. Glenville St.	11	57	53	0	0	11	2	432	39.3
11. Bloomsburg	12	66	54	1	0	4	1	466	38.8
12. Central Wash.	10	51	42	2	0	8	2	380	38.0
13. Winona St.	11	54	50	1	0	11	2	413	37.5
14. Neb.-Kearney	12	55	50	1	0	19	0	439	36.6
15. North Ala.	14	65	62	0	0	19	0	509	36.4
16. Washburn	12	60	59	1	0	3	0	430	35.8
17. Midwestern St.	10	50	40	0	0	6	0	358	35.8
18. Concordia-St. Paul	12	57	47	1	0	11	0	424	35.3
19. Bemidji St.	10	49	36	4	0	5	0	353	35.3
20. Neb.-Omaha	11	54	48	1	0	4	1	388	35.3
21. Shepherd	12	56	50	1	0	10	0	418	34.8
22. North Dakota	13	51	48	1	0	30	2	450	34.6
23. Mo.-Rolla	11	50	39	2	0	12	0	379	34.5
24. Bentley	10	47	39	1	0	6	0	341	34.1
25. Colorado Mines	11	48	47	0	0	13	0	374	34.0

Rank, Team	G	TD	PAT	2PT	Def Pts	FG	Saf	Pts	Pts/Gm
26. Presbyterian.....	12	54	47	1	0	9	1	402	33.5
27. Grand Valley St.	13	57	50	2	0	12	1	434	33.4
28. West Chester.....	12	55	44	1	0	8	0	400	33.3
29. Northwood.....	12	55	54	0	0	5	0	399	33.3
30. Carson-Newman.....	10	46	39	0	0	5	1	332	33.2
31. Delta St.	11	46	39	2	0	13	1	360	32.7
32. Angelo St.	12	50	43	1	0	11	0	378	31.5
33. Southeastern Okla.	10	43	41	0	0	5	0	314	31.4
Edinboro.....	10	41	35	0	0	11	0	314	31.4
35. Bryant.....	10	46	31	1	0	1	0	312	31.2
36. N.C. Central.....	12	46	42	2	0	16	0	370	30.8
Tuskegee.....	12	47	41	4	0	13	0	370	30.8
38. Tex. A&M-Kingsville.....	10	39	33	1	0	12	1	307	30.7
39. Albany St. (Ga.).....	10	41	33	3	0	5	2	304	30.4
Chadron St.	10	39	31	0	0	11	3	304	30.4
41. St. Cloud St.	11	44	41	1	0	9	0	334	30.4
42. Newberry.....	9	37	25	2	0	7	0	272	30.2
43. Fayetteville St.	10	39	34	0	1	10	1	302	30.2
44. Minn. Duluth.....	12	48	45	0	0	7	2	358	29.8
45. Southern Ark.	11	44	41	1	0	6	1	327	29.7
46. Fort Lewis.....	10	38	34	2	0	10	0	296	29.6
47. Northwest Mo. St.	15	58	53	2	0	11	1	440	29.3
48. Mo. Western St.	12	47	38	0	0	8	0	344	28.7
49. Valdosta St.	12	40	37	0	0	19	2	338	28.2
50. Central Okla.	10	35	29	3	0	12	0	281	28.1

Scoring Defense

Rank, Team	G	TD	Opp XP	Opp 2PT	Opp DXP	Opp FGM	Opp Saf	Pts	Avg
1. Edinboro.....	10	11	10	1	0	5	0	93	9.3
2. Ashland.....	11	13	10	1	0	5	1	107	9.7
3. Shepherd.....	12	18	14	1	0	6	0	142	11.8
4. Grand Valley St.	13	18	15	0	0	12	0	159	12.2
5. North Dakota.....	13	22	19	0	0	7	0	172	13.2
6. St. Augustine's.....	10	18	14	2	0	3	0	135	13.5
7. California (Pa.).....	10	17	11	1	0	8	1	141	14.1
8. Presbyterian.....	12	21	20	0	0	8	0	170	14.2
9. Saginaw Valley.....	13	23	20	2	0	9	1	191	14.7
10. Glenville St.	11	23	18	0	0	5	1	173	15.7
11. Tuskegee.....	12	25	12	4	0	7	1	193	16.1
12. Tiffin.....	11	27	0	1	0	5	0	179	16.3
13. Carson-Newman.....	10	21	17	0	0	6	1	163	16.3
14. Central Mo. St.	10	22	20	1	0	7	0	175	17.5
Bloomsburg.....	12	29	27	0	0	3	0	210	17.5
16. Charleston (W.V.).....	11	24	21	0	0	9	1	194	17.6
17. Bowie St.	12	26	21	2	1	9	1	212	17.7
18. North Ala.	14	31	27	0	0	11	2	250	17.9
19. Stillman.....	10	23	19	1	0	7	0	180	18.0
20. Michigan Tech.....	9	21	15	1	0	6	1	163	18.1
21. Indianapolis.....	11	25	21	0	0	10	0	201	18.3
22. Tex. A&M-Commerce.....	10	22	18	2	0	9	1	183	18.3
23. Northwood.....	12	28	23	1	0	9	0	220	18.3
24. West Ga.	11	28	20	1	0	4	0	202	18.4
25. Central Ark.	14	33	31	0	0	9	1	258	18.4
26. Tarleton St.	10	22	18	0	0	11	1	185	18.5
27. N.C. Central.....	12	31	18	2	0	7	1	231	19.3
28. Humboldt St.	11	25	21	2	0	11	2	212	19.3
29. Elizabeth City St.	10	25	20	0	0	7	1	193	19.3
30. Fairmont St.	10	26	21	1	0	5	0	194	19.4
31. Mo. Western St.	12	30	28	0	0	8	1	234	19.5
32. Miles.....	11	28	22	3	1	6	0	216	19.6
33. Southeastern Okla.	10	25	15	3	0	9	0	198	19.8
34. Virginia St.	10	25	21	0	0	9	1	200	20.0
St. Cloud St.	11	29	28	0	0	6	0	220	20.0
36. St. Paul's.....	10	26	18	1	0	7	2	201	20.1
37. St. Joseph's (Ind.).....	11	29	25	1	0	7	0	222	20.2
38. Albany St. (Ga.).....	10	28	19	2	0	4	0	203	20.3
39. Winona St.	11	30	26	0	0	6	0	224	20.4
40. Northwest Mo. St.	15	42	38	2	0	4	0	306	20.4
41. Catawba.....	11	28	22	0	0	11	2	227	20.6
42. Fort Valley St.	10	26	22	0	0	9	1	207	20.7
43. Valdosta St.	12	29	20	1	0	17	1	249	20.8
44. Hillsdale.....	11	31	28	0	0	5	0	229	20.8
45. Kentucky St.	11	32	22	0	0	5	1	231	21.0
46. Harding.....	11	30	25	1	0	9	0	234	21.3
47. Winston-Salem.....	10	28	23	0	0	8	0	215	21.5
48. Benedict.....	11	32	23	3	0	4	2	237	21.5
49. Millersville.....	11	32	27	1	0	5	1	238	21.6
50. Fayetteville St.	10	27	15	4	0	11	0	218	21.8
Tusculum.....	10	28	22	2	0	8	0	218	21.8

Turnover Margin Per Game

Rank, Team	G	Fum Gain	Own Int	Turn Gain	Fum Lost	Opp Int	Turn Lost	Margin	TM/Gm
1. California (Pa.)	10	8	20	28	5	5	10	18	1.8
2. Shepherd	12	13	26	39	9	9	18	21	1.8
3. Edinboro	10	10	17	27	2	9	11	16	1.6
4. Bloomsburg	12	14	19	33	6	8	14	19	1.6
5. Mesa St.	11	10	23	33	12	4	16	17	1.5
Charleston (W.V.)	11	12	21	33	10	6	16	17	1.5
7. Fayetteville St.	10	16	16	32	11	6	17	15	1.5
8. Mo.-Rolla	11	15	17	32	7	10	17	15	1.4
9. North Ala.	14	20	21	41	6	16	22	19	1.4
10. Central Wash.	10	16	24	40	16	11	27	13	1.3
11. Southeastern Okla.	10	11	19	30	11	7	18	12	1.2
Fort Valley St.	10	12	16	28	9	7	16	12	1.2
Albany St. (Ga.)	10	9	17	26	11	3	14	12	1.2
14. West Ga.	11	17	18	35	14	9	23	12	1.1
Minn. St. Mankato	11	17	14	31	11	8	19	12	1.1
Winona St.	11	12	16	28	7	9	16	12	1.1
17. Central Mo. St.	10	16	9	25	10	5	15	10	1.0
American Int'l.	9	6	17	23	5	9	14	9	1.0
Neb.-Kearney	12	14	21	35	7	16	23	12	1.0
Bemidji St.	10	13	14	27	4	13	17	10	1.0
21. C.W. Post	13	9	23	32	6	14	20	12	0.9
22. Pace	10	10	19	29	9	11	20	9	0.9
23. Northwest Mo. St.	15	10	19	29	7	9	16	13	0.9
24. Ashland	11	10	13	23	7	7	14	9	0.8
South Dakota	11	11	12	23	9	5	14	9	0.8
Glenville St.	11	10	20	30	7	14	21	9	0.8
Neb.-Omaha	11	12	20	32	13	10	23	9	0.8
28. Tex. A&M-Commerce	10	15	8	23	8	7	15	8	0.8
29. Grand Valley St.	13	13	15	28	12	6	18	10	0.8
30. Northwood	12	9	21	30	16	5	21	9	0.8
Mo. Western St.	12	11	16	27	8	10	18	9	0.8
32. Stonehill	10	14	13	27	6	14	20	7	0.7
Fairmont St.	10	17	21	38	10	21	31	7	0.7
34. N.C. Central	12	9	18	27	7	12	19	8	0.7
Presbyterian	12	17	12	29	11	10	21	8	0.7
36. North Dakota	13	12	23	35	16	11	27	8	0.6
37. Western N.M.	10	15	14	29	11	12	23	6	0.6
38. Angelo St.	12	20	10	30	11	12	23	7	0.6
39. Harding	11	14	20	34	11	17	28	6	0.5
40. West Tex. A&M	12	14	23	37	18	13	31	6	0.5
Bryant	10	10	15	25	7	13	20	5	0.5
Minn. Duluth	12	16	14	30	7	17	24	6	0.5
43. Ark.-Monticello	11	12	11	23	7	11	18	5	0.5
Kentucky St.	11	15	15	30	15	10	25	5	0.5
Wayne St. (Neb.)	11	13	19	32	6	21	27	5	0.5
46. Michigan Tech	9	7	10	17	6	7	13	4	0.4
47. Central Ark.	14	18	17	35	15	14	29	6	0.4
48. St. Augustine's	10	8	14	22	7	11	18	4	0.4
49. St. Joseph's (Ind.)	11	14	18	32	15	13	28	4	0.4
Findlay	11	9	12	21	8	9	17	4	0.4

Kickoff Returns

Rank, Team	Ret	Ret Yds	TD	Avg
1. Minn. Duluth	43	1,154	1	26.84
2. Colorado Mines	50	1,340	1	26.80
3. Stillman	32	857	3	26.78
4. Virginia St.	37	946	1	25.57
5. Hillsdale	32	817	3	25.53
6. Grand Valley St.	40	999	2	24.98
7. Mo. Western St.	34	838	1	24.65
8. Benedict	42	1,019	3	24.26
9. Western N.M.	27	640	1	23.70
10. Carson-Newman	30	699	0	23.30
11. Lenoir-Rhyne	30	696	0	23.20
12. Neb.-Omaha	46	1,060	0	23.04
13. Pittsburg St.	46	1,059	0	23.02
14. N.C. Central	42	966	1	23.00
15. Virginia Union	51	1,142	1	22.39
16. C.W. Post	50	1,118	0	22.36
17. Kentucky St.	42	936	1	22.29
18. North Ala.	45	987	1	21.93
19. Northeastern St.	43	942	0	21.91
20. Millersville	40	876	2	21.90
21. Mesa St.	41	896	0	21.85
22. West Virginia St.	50	1,090	0	21.80
23. California (Pa.)	26	565	1	21.73
24. Washburn	41	887	2	21.63
25. Southeastern Okla.	28	604	1	21.57

Rank, Team	Ret	Ret Yds	TD	Avg
26. Merrimack	49	1,045	4	21.33
27. Tex. A&M-Kingsville	27	574	0	21.26
28. Mercyhurst	53	1,122	0	21.17
29. Emporia St.	32	677	1	21.16
30. Northwest Mo. St.	47	993	0	21.13
31. Albany St. (Ga.)	33	695	0	21.06
32. Bryant	43	904	1	21.02
33. Western St.	41	857	0	20.90
34. Elizabeth City St.	36	749	0	20.81
35. Lane	51	1,060	2	20.78
36. North Dakota	35	727	2	20.77
37. Wayne St. (Neb.)	39	809	1	20.74
38. Wingate	39	806	0	20.67
39. Findlay	48	989	0	20.60
40. Concordia-St. Paul	53	1,092	0	20.60
41. Livingstone	55	1,133	0	20.60
42. Charleston (W.V.)	36	741	0	20.58
43. Fort Valley St.	34	697	0	20.50
44. Catawba	32	655	0	20.47
45. West Liberty St.	46	941	2	20.46
46. West Tex. A&M	48	979	0	20.40
47. Central Mo. St.	34	693	1	20.38
48. Minn. St. Mankato	33	669	1	20.27
49. Harding	26	527	0	20.27
50. Southern Ark.	40	810	1	20.25
Chadron St.	32	648	0	20.25

Punt Returns

Rank, Team	Ret	Ret Yds	TD	Avg
1. Kentucky St.	28	546	3	19.50
2. Concord.....	20	356	1	17.80
3. Livingstone.....	15	243	1	16.20
4. N.C. Central.....	36	558	2	15.50
5. Benedict.....	22	337	1	15.32
6. Slippery Rock.....	31	469	1	15.13
7. Tusculum.....	23	347	1	15.09
8. Central Mo. St.	38	567	4	14.92
9. Southern Conn. St.	37	539	2	14.57
10. St. Paul's.....	18	261	1	14.50
11. Mesa St.	29	418	2	14.41
12. Arkansas Tech.....	20	287	0	14.35
13. Abilene Christian.....	22	314	2	14.27
14. West Va. Tech.....	7	98	1	14.00
15. Shepherd.....	39	542	1	13.90
16. Bloomsburg.....	30	416	1	13.87
17. Humboldt St.	19	261	3	13.74
18. Tarleton St.	26	355	0	13.65
19. Shippensburg.....	43	587	0	13.65
20. Albany St. (Ga.).....	27	367	0	13.59
21. Chadron St.	22	295	1	13.41
22. Emporia St.	24	320	1	13.33
23. Newberry.....	14	186	0	13.29
24. East Central.....	26	343	1	13.19
25. Bentley.....	23	303	1	13.17
26. North Dakota.....	41	539	3	13.15
27. Hillsdale.....	29	379	0	13.07
28. Mo. Western St.	33	427	1	12.94
29. Miles.....	25	319	1	12.76
30. Lenoir-Rhyne.....	23	289	0	12.57
31. West Va. Wesleyan.....	14	175	1	12.50
32. Fort Lewis.....	27	337	1	12.48
33. Henderson St.	19	236	0	12.42
34. Northwest Mo. St.	30	363	1	12.10
C.W. Post.....	50	605	3	12.10
36. Neb.-Kearney.....	47	556	1	11.83
37. Eastern N.M.....	15	176	0	11.73
38. West Chester.....	32	373	1	11.66
39. Minn. Duluth.....	27	314	2	11.63
40. Fort Valley St.	21	240	0	11.43
41. Ky. Wesleyan.....	17	193	1	11.35
42. Glenville St.	19	215	2	11.32
43. St. Augustine's.....	32	362	2	11.31
44. Presbyterian.....	26	294	1	11.31
45. Mo. Southern St.	17	192	1	11.29
46. Western Ore.	24	270	0	11.25
47. Central Ark.	38	422	1	11.11
48. Johnson C. Smith.....	14	155	0	11.07
49. Fort Hays St.	14	153	0	10.93
50. Augustana (S.D.).....	22	240	1	10.91

Net Punting

Rank, Team	Punt Yds	Opp Punt Ret Yds	Punts	TB	Net Yds
1. Central Ark.	2,094	77	53	1	37.68
2. Neb.-Kearney.....	2,155	151	55	2	35.71
3. Presbyterian.....	2,573	82	66	7	35.62
4. Elizabeth City St.	2,463	170	62	5	35.37
5. Tex. A&M-Kingsville.....	1,843	206	43	6	35.28
6. Ouachita Baptist.....	2,588	297	63	4	35.10
7. East Stroudsburg.....	1,764	216	43	2	35.07
8. Mars Hill.....	2,695	142	72	2	34.90
9. Saginaw Valley.....	2,659	147	70	4	34.74
10. West Ga.	2,670	317	65	5	34.66
11. Stillman.....	2,524	188	64	6	34.63
12. Ark.-Monticello.....	2,838	293	71	5	34.44
13. Carson-Newman.....	1,434	53	39	2	34.38
14. North Dakota.....	1,927	82	52	3	34.33
15. Michigan Tech.....	1,750	185	44	3	34.20
16. Miles.....	2,161	260	55	1	34.20
17. Bentley.....	1,580	122	41	3	34.10
18. Shepherd.....	2,607	165	68	7	33.85
19. Hillsdale.....	2,580	182	68	5	33.79
20. Abilene Christian.....	1,672	162	43	3	33.72
21. Albany St. (Ga.).....	1,847	34	52	3	33.71
22. Southeastern Okla.	2,038	140	54	4	33.67
23. Grand Valley St.	2,137	185	57	2	33.54
24. Wingate.....	2,204	199	58	3	33.53
25. West Virginia St.	2,502	296	66	0	33.42
26. West Tex. A&M.....	1,770	106	48	3	33.42
27. Tuskegee.....	2,177	201	57	4	33.26
28. St. Augustine's.....	2,269	174	60	5	33.25
29. Minn. St. Moorhead.....	2,533	268	67	2	33.21
30. Valdosta St.	2,269	136	62	4	33.11
31. Mo. Western St.	2,006	185	52	5	33.10
32. Gannon.....	2,659	250	71	3	33.08
33. Millersville.....	2,154	114	60	3	33.00
Tiffin.....	2,157	276	57	0	33.00
35. Arkansas Tech.....	2,122	274	53	5	32.98
36. Tusculum.....	2,965	270	77	8	32.92
37. East Central.....	2,643	290	68	6	32.84
38. Central Mo. St.	1,631	80	43	7	32.81
39. Midwestern St.	1,901	128	51	5	32.80
40. West Ala.	2,307	145	66	0	32.76
41. Central Okla.	2,037	200	55	2	32.67
42. Eastern N.M.....	2,198	203	58	5	32.67
43. Northwood.....	1,785	113	50	2	32.64
44. Findlay.....	2,109	217	55	5	32.58
45. Western Ore.	2,516	163	71	2	32.58
46. Chadron St.	2,010	196	54	3	32.48
47. Concord.....	2,580	205	72	2	32.43
48. Western St.	2,977	333	73	14	32.38
49. Southern Conn. St.	1,620	144	45	1	32.36
50. Wayne St. (Neb.).....	2,634	279	71	3	32.32

2005 Division II Individual Single-Game Highs**Total Offense**

Rank, Name, Team	Cl.	Pos	vs. Opponent	Game Date	Tot Off
1. Rob Blount, C.W. Post.....	Sr.	QB	Southern Conn. St.	10/15/2005	559
2. Jimmy Terwilliger, East Stroudsburg.....	Jr.	QB	C.W. Post	9/10/2005	552
3. Dalton Bell, West Tex. A&M.....	Jr.	QB	Angelo St.	10/22/2005	527
4. James McNear, Concordia-St. Paul.....	Sr.	QB	Bemidji St.	9/24/2005	524
5. Wesley Beschorn, South Dakota.....	Sr.	QB	Neb.-Omaha	9/24/2005	519
6. Ted Schlafke, Minn. Duluth.....	Fr.	QB	St. Cloud St.	11/5/2005	508
7. Ted Schlafke, Minn. Duluth.....	Fr.	QB	South Dakota	10/29/2005	504
8. Evan Gray, Mo.-Rolla.....	Sr.	QB	Austin Peay	10/29/2005	499
9. Nathan Brown, Central Ark.	Fr.	QB	Presbyterian	11/19/2005	490
10. Matt Gutierrez, Fort Lewis.....	Jr.	QB	Colorado Mines	10/15/2005	485
11. Evan Gray, Mo.-Rolla.....	Sr.	QB	Morehead St.	11/5/2005	483
Josh Stepp, Newberry.....	Jr.	QB	Catawba	10/15/2005	483
13. Joey Conrad, Glenville St.	Sr.	QB	Concord	10/22/2005	481
14. Jermony Kimbrough, Shaw.....	Jr.	QB	Carson-Newman	8/27/2005	479
15. Ryan Pimentel, Concord.....	Sr.	QB	North Greenville	11/05/2005	473

Rushing Yards

Rank, Name, Team	Cl.	Pos	vs. Opponent	Game Date	Rush Yds
1. Lee Marana, Michigan Tech.....	Jr.	RB	Ferris St.	10/22/2005	333
2. Antione Jones, Mars Hill.....	Sr.	RB	Lenoir-Rhyne	10/8/2005	322
3. R.J. Rollins, Minn.-Crookston.....	Sr.	RB	Minn. St. Moorhead	11/5/2005	313
Lorenzo Perry, Bryant.....	Jr.	RB	Stonehill	10/8/2005	313
5. Daryl Graham, Michigan Tech.....	So.	RB	Gannon	10/1/2005	307
6. Germaine Race, Pittsburg St.....	Jr.	RB	Truman	10/22/2005	305
7. Danny Woodhead, Chadron St.....	So.	RB	Mesa St.	10/8/2005	304
8. Stefan Logan, South Dakota.....	Jr.	RB	Truman	9/3/2005	295
9. Jason Schwalm, Ashland.....	Sr.	RB	Wayne St. (Mich.)	10/22/2005	292
10. Stefan Logan, South Dakota.....	Jr.	RB	Minn. Duluth	10/29/2005	284
11. Kyle Fox, Angelo St.....	Fr.	RB	West Tex. A&M	10/22/2005	281
12. Marlon Beckles, American Int'l.....	Fr.	RB	Stonehill	10/29/2005	280
13. Will Caldwell, Central Mo. St.....	Jr.	RB	Pittsburg St.	11/5/2005	276
14. Josh Kniess, Slippery Rock.....	Sr.	RB	Clarion	11/5/2005	273
15. Derrick Ross, Tarleton St.....	Sr.	RB	Western N.M.	9/10/2005	269

Passing Yards

Rank, Name, Team	Cl.	Pos	vs. Opponent	Game Date	Pass Yds
1. Jimmy Terwilliger, East Stroudsburg.....	Jr.	QB	C.W. Post	9/10/2005	546
2. Dalton Bell, West Tex. A&M.....	Jr.	QB	Angelo St.	10/22/2005	543
3. Evan Gray, Mo.-Rolla.....	Sr.	QB	Austin Peay	10/29/2005	499
4. Nathan Brown, Central Ark.....	Fr.	QB	Presbyterian	11/19/2005	495
5. Marc Kimes, West Va. Wesleyan.....	Sr.	QB	Charleston (W.V.)	9/17/2005	483
6. Wesley Beschornner, South Dakota.....	Sr.	QB	Neb.-Omaha	9/24/2005	479
7. Gary Rivera, Northern Mich.....	So.	QB	Ferris St.	10/15/2005	473
8. Evan Gray, Mo.-Rolla.....	Sr.	QB	Morehead St.	11/5/2005	472
9. Ryan Pimentel, Concord.....	Sr.	QB	North Greenville	11/5/2005	470
Rob Blount, C.W. Post.....	Sr.	QB	Southern Conn. St.	10/15/2005	470
11. Scott Eyster, Delta St.....	Jr.	QB	Ouachita Baptist	10/29/2005	465
Evan Gray, Mo.-Rolla.....	Sr.	QB	Southwest Baptist	10/2/2005	465
13. Dalton Bell, West Tex. A&M.....	Jr.	QB	Central Okla.	9/10/2005	463
14. Ted Schlafke, Minn. Duluth.....	Fr.	QB	South Dakota	10/29/2005	457
15. Dalton Bell, West Tex. A&M.....	Jr.	QB	Midwestern St.	10/1/2005	452

Pass Completions

Rank, Name, Team	Cl.	Pos	vs. Opponent	Game Date	Pass Comp
1. Evan Gray, Mo.-Rolla.....	Sr.	QB	Morehead St.	11/5/2005	44
2. Dalton Bell, West Tex. A&M.....	Jr.	QB	Midwestern St.	10/1/2005	40
3. Dalton Bell, West Tex. A&M.....	Jr.	QB	Angelo St.	10/22/2005	39
4. Anthony Lindsey, St. Joseph's (Ind.).....	So.	QB	Indianapolis	10/29/2005	37
Dane King, Henderson St.....	Sr.	QB	Valdosta St.	10/8/2005	37
Evan Gray, Mo.-Rolla.....	Sr.	QB	Southwest Baptist	10/2/2005	37
Vincent Saylor, North Ala.....	Sr.	QB	Central Ark.	9/29/2005	37
Garrett Mehl, Colorado Mines.....	Jr.	QB	Northern Colo.	9/3/2005	37
9. Dane King, Henderson St.....	Sr.	QB	Arkansas Tech	9/10/2005	36
10. Evan Gray, Mo.-Rolla.....	Sr.	QB	Butler	11/12/2005	35
Jermonty Kimbrough, Shaw.....	Jr.	QB	Carson-Newman	8/27/2005	35
12. Ted Schlafke, Minn. Duluth.....	Fr.	QB	North Dakota	11/12/2005	34
Dalton Bell, West Tex. A&M.....	Jr.	QB	Tarleton St.	11/5/2005	34
Austin Quinn, Northern St.....	Jr.	QB	Southwest Minn. St.	11/5/2005	34
Ted Schlafke, Minn. Duluth.....	Fr.	QB	St. Cloud St.	11/5/2005	34
Gary Rivera, Northern Mich.....	So.	QB	Ferris St.	10/15/2005	34
Barrett Wilkes, Valdosta St.....	Jr.	QB	Ouachita Baptist	9/10/2005	34
Vincent Saylor, North Ala.....	Sr.	QB	Tusculum	9/3/2005	34

Receptions

Rank, Name, Team	Cl.	Pos	vs. Opponent	Game Date	Rec
1. Anthony Schreiber, Bemidji St.....	So.	WR	Wayne St. (Neb.)	11/5/2005	18
2. Brian Potucek, Central Wash.....	Sr.	WR	Neb.-Omaha	9/10/2005	15
3. Elfren Quiles, Merrimack.....	So.	WR	Bryant	9/10/2005	14
4. Justin Gallas, Colorado Mines.....	Sr.	WR	Mesa St.	10/29/2005	13
Andre Rector, Northwest Mo. St.....	Sr.	WR	Pittsburg St.	10/29/2005	13
Wade Ginsbach, Northern St.....	Jr.	WR	Bemidji St.	10/22/2005	13
Antwan Surratt, Newberry.....	So.	WR	Catawba	10/15/2005	13
Richie Ross, Neb.-Kearney.....	Sr.	WR	Colorado Mines	10/8/2005	13
Jerale Badon, Abilene Christian.....	So.	WR	Southeastern Okla.	10/1/2005	13
Kyle Rupp, Neb.-Kearney.....	Sr.	WR	Western St.	9/17/2005	13
Phil Shin, Mo.-Rolla.....	Sr.	WR	Wayne St. (Neb.)	9/10/2005	13
Aaron Fairooz, Central Ark.....	Jr.	WR	Tenn.-Martin	9/1/2005	13
P.J. Berry, Virginia St.....	Sr.	WR	Shepherd	8/27/2005	13
14. JR Finley, Western St.....	Fr.	WR	Fort Hays St.	11/5/2005	12
Ashton Gronewald, Mo.-Rolla.....	So.	WR	Morehead St.	11/5/2005	12
Danny Howard, Southwestern Okla.....	Sr.	WR	Northeastern St.	10/29/2005	12
Dwayne Croker, Upper Iowa.....	So.	WR	South Dakota	10/22/2005	12
Matt Weaver, Fort Lewis.....	Sr.	WR	Neb.-Kearney	10/22/2005	12
Tymere Zimmerman, Newberry.....	Jr.	WR	Catawba	10/15/2005	12
Delanie Walker, Central Mo. St.....	Sr.	WR	Southwest Baptist	10/8/2005	12

Rank, Name, Team	Cl.	Pos	vs. Opponent	Game Date	Rec
Tavon McGee, Glenville St.	Jr.	WR	Fairmont St.	10/1/2005	12
Mike Plichta, Stonehill	Sr.	WR	St. Anselm	10/1/2005	12
Anthony Merritt, North Ala.	Jr.	WR	Valdosta St.	9/29/2005	12
Alex Puente, West Va. Wesleyan	So.	WR	Charleston (W.V.)	9/17/2005	12
Justin Gallas, Colorado Mines	Sr.	WR	Washburn	8/27/2005	12

Receiving Yards

Rank, Name, Team	Cl.	Pos	vs. Opponent	Game Date	Rec Yds
1. Kenneth Shelton, Central Okla.	Jr.	WR	Abilene Christian	9/3/2005	263
2. Chris Denney, Neb.-Omaha	Sr.	WR	Neb.-Kearney	8/27/2005	260
3. Vincent Mayfield, Northern Mich.	Sr.	WR	Gannon	9/24/2005	255
4. Renard Stevens, West Liberty St.	Jr.	WR	West Va. Wesleyan	10/1/2005	252
5. Danny Howard, Southwestern Okla.	Sr.	WR	Northeastern St.	10/29/2005	248
6. Michael Washington, West Chester	So.	WR	Clarion	8/26/2005	242
7. Anthony Schreiber, Bemidji St.	So.	WR	Wayne St. (Neb.)	11/5/2005	239
8. Brian Hynes, Winona St.	Sr.	WR	Western N.M.	9/17/2005	234
9. Sam Sissom, Washburn	Sr.	WR	Colorado Mines	8/27/2005	231
10. Alex Puente, West Va. Wesleyan	So.	WR	Charleston (W.V.)	9/17/2005	227
11. J.J. Richard, Emporia St.	Sr.	WR	Southwest Baptist	9/17/2005	226
12. Wade Ginsbach, Northern St.	Jr.	WR	Bemidji St.	10/22/2005	223
13. James Lukowiak, Southern Conn. St.	Sr.	WR	Bryant	11/5/2005	220
14. Rick Cottengim, Saginaw Valley	So.	WR	Mercyhurst	10/8/2005	217
15. Kenneth Shelton, Central Okla.	Jr.	WR	West Tex. A&M	9/10/2005	212
Anthony Davy, Assumption	Fr.	WR	Stonehill	9/4/2005	212
Drew Bohannon, Mesa St.	So.	WR	Western Wash.	8/27/2005	212

All-Purpose Yards

Rank, Name, Team	Cl.	Pos	vs. Opponent	Game Date	All-Purp Yds
1. Antione Jones, Mars Hill	Sr.	RB	Lenoir-Rhyne	10/8/2005	342
2. Lorenzo Perry, Bryant	Jr.	RB	Stonehill	10/8/2005	340
3. Josh Kniess, Slippery Rock	Sr.	RB	Shippensburg	10/29/2005	310
4. Josh Kniess, Slippery Rock	Sr.	RB	Clarion	11/5/2005	305
Germaine Race, Pittsburg St.	Jr.	RB	Truman	10/22/2005	305
6. Marlon Beckles, American Int'l.	Jr.	RB	Stonehill	10/29/2005	296
7. Jamar Brittingham, Bloomsburg	So.	RB	West Chester	10/29/2005	290
8. Kyle Fox, Angelo St.	Fr.	RB	West Tex. A&M	10/22/2005	289
Jamar Brittingham, Bloomsburg	So.	RB	Slippery Rock	8/27/2005	289
10. Jamar Brittingham, Bloomsburg	So.	RB	Millersville	11/5/2005	281
11. Will Caldwell, Central Mo. St.	Jr.	RB	Pittsburg St.	11/5/2005	276
12. Brandon Simmons, West Chester	Sr.	WR	Kutztown	10/1/2005	275
13. Antoine Bagwell, California (Pa.)	Sr.	RB	Lock Haven	10/29/2005	273
14. Evan Prall, East Stroudsburg	Jr.	WR	Mansfield	11/5/2005	270
15. Derrick Ross, Tarleton St.	Sr.	RB	Western N.M.	9/10/2005	269

Solo Tackles

Rank, Name, Team	Cl.	Pos	vs. Opponent	Game Date	Solo Tack
1. Eric Portley, Fayetteville St.	Fr.	DB	N.C. Central	10/8/2005	19
2. Kevin Jones, St. Augustine's	Jr.	LB	Johnson C. Smith	10/8/2005	18
DeLaurence Walker, Fayetteville St.	Sr.	DB	Winston-Salem	10/1/2005	18
4. Jim Couretas, Northern Mich.	Jr.	LB	Findlay	9/10/2005	16
5. Drew Hicks, Kutztown	Sr.	LB	Clarion	9/3/2005	13
Darryl Locklear, Catawba	Jr.	LB	Winston-Salem	8/27/2005	13
7. Travis Knight, Wingate	Sr.	LB	Presbyterian	10/29/2005	12
Anrae Fevrier, Mars Hill	Sr.	DL	Western Caro.	9/1/2005	12
9. Mario Gant, Mo.-Rolla	Sr.	LB	Butler	11/12/2005	11
Everette Riley, Southwest Baptist	Fr.	DB	Pittsburg St.	10/15/2005	11
Vincent Delaney, Stonehill	Jr.	DB	Bryant	10/8/2005	11
Brandon Rakszawski, Slippery Rock	Jr.	DB	Shepherd	9/10/2005	11
13. Nathan Williams, Mo.-Rolla	Sr.	DB	Morehead St.	11/5/2005	10
Tye Desiderio, Indiana (Pa.)	Sr.	LB	Lock Haven	10/22/2005	10
Matt Morris, Clarion	Jr.	LB	East Stroudsburg	10/8/2005	10
Michael Gonzalez, Washburn	Sr.	LB	Pittsburg St.	10/1/2005	10
Matt Crane, Mo. Southern St.	Sr.	LB	Northwest Mo. St.	9/24/2005	10
Ronnie Montgomery, Mansfield	Sr.	DB	Kutztown	9/24/2005	10
John Sharbaugh, Shippensburg	Jr.	DB	Edinboro	9/24/2005	10
Brandon Hawkins, Cheyney	So.	LB	Lock Haven	8/27/2005	10

Total Tackles

Rank, Name, Team	Cl.	Pos	vs. Opponent	Game Date	TT
1. Jim Couretas, Northern Mich.	Jr.	LB	Findlay	9/10/2005	29
2. Mario Gant, Mo.-Rolla	Sr.	LB	Butler	11/12/2005	24
3. Joey Maiwelm, Southwest Baptist	Sr.	LB	Central Mo. St.	10/8/2005	23
4. J.D. Hearn, Tex. A&M-Commerce	Sr.	LB	West Tex. A&M	10/29/2005	20
Travis Knight, Wingate	Sr.	LB	Presbyterian	10/29/2005	20
Joey Maiwelm, Southwest Baptist	Sr.	LB	Truman	10/29/2005	20
Vincent Delaney, Stonehill	Jr.	DB	Bryant	10/8/2005	20
Chad Webster, West Tex. A&M	Sr.	LB	Eastern N.M.	10/8/2005	20

Rank, Name, Team	Cl.	Pos	vs. Opponent	Game Date	TT
9. Brandon Hawkins, Cheyney	So.	LB	Bloomsburg	10/15/2005	19
Eric Portley, Fayetteville St.	Fr.	DB	N.C. Central	10/8/2005	19
11. Joseph Streany, Pace	So.	LB	Merrimack	10/22/2005	18
Deandrae Fillmore, Tex. A&M-Kingsville	Sr.	LB	Central Okla.	10/8/2005	18
Michael Gonzalez, Washburn	Sr.	LB	Pittsburg St.	10/1/2005	18
Chris Hendricks, Southeastern Okla.	Sr.	LB	Okla. Panhandle	9/24/2005	18
15. Fred Rice, East Stroudsburg	So.	LB	C.W. Post	11/26/2005	17
Fred Rice, East Stroudsburg	So.	LB	Mansfield	11/5/2005	17
Antwan Thomas, Presbyterian	Fr.	LB	Mars Hill	10/22/2005	17
Andre Henderson, Indiana (Pa.)	Fr.	DB	Edinboro	10/15/2005	17
Jason Brittain, Angelo St.	Sr.	DB	Eastern N.M.	10/1/2005	17
Terrance Leverett, Newberry	Sr.	LB	Carson-Newman	10/1/2005	17
James Callins, East Central	Sr.	LB	Eastern N.M.	9/17/2005	17
Jason Byers, Southwest Baptist	Fr.	DB	Mo. Southern St.	9/10/2005	17
John Sharbaugh, Shippensburg	Jr.	DB	Shepherd	9/3/2005	17
Mario Gant, Mo.-Rolla	Jr.	LB	Upper Iowa	8/27/2005	17
Brandon Hawkins, Cheyney	So.	LB	Lock Haven	8/27/2005	17

Tackles for Loss

Rank, Name, Team	Cl.	Pos	vs. Opponent	Game Date	Solo TFL	Asst TFL	Total TFL
1. Darryl Wilson, Concord	Sr.	LB	West Virginia St.	10/8/2005	9	0	9.0
Ron Ellington, Catawba	So.	DL	Mars Hill	10/1/2005	7	4	9.0
3. Renardrick Phillips, Tarleton St.	Jr.	DB	Eastern N.M.	10/15/2005	5	2	6.0
Kevin Dixon, West Liberty St.	Fr.	DL	West Va. Tech	9/10/2005	4	4	6.0
Terrance Ford, Shaw	Jr.	RB	Edward Waters	9/10/2005	6	0	6.0
6. Casey Larson, St. Anselm	Jr.	DL	Assumption	9/10/2005	5	1	5.5
7. Bryan Biggs, Catawba	Jr.	LB	Tusculum	10/22/2005	4	2	5.0
Clayton Farrell, Abilene Christian	Sr.	DL	Tarleton St.	10/22/2005	5	0	5.0
John Samia, Central Mo. St.	Fr.	DB	Mo. Southern St.	10/15/2005	5	0	5.0
Aaron Knight, Virginia St.	Jr.	LB	St. Paul's	10/8/2005	5	0	5.0
Drew Hicks, Kutztown	Sr.	LB	Clarion	9/3/2005	5	0	5.0
12. Matt Morris, Clarion	Jr.	LB	Slippery Rock	11/5/2005	4	1	4.5
Gerardo Perjuste, Bentley	Sr.	LB	Pace	10/1/2005	2	5	4.5
Zack Condo, West Va. Wesleyan	Sr.	LB	Concord	9/24/2005	3	3	4.5
Jeffery Eaton, Lock Haven	Jr.	DL	Slippery Rock	9/24/2005	4	1	4.5
Benjamin McDowell, Lenoir-Rhyne	Jr.	DL	Newberry	9/24/2005	4	1	4.5
Kameron Wilson, Adams St.	Jr.	DL	Fort Hays St.	9/24/2005	5	0	4.5
Brandon Geary, Fairmont St.	So.	LB	Concord	9/10/2005	3	3	4.5
Mike Grosso, Kutztown	Jr.	DL	Shippensburg	8/27/2005	4	1	4.5

Pass Sacks

Rank, Name, Team	Cl.	Pos	vs. Opponent	Game Date	Solo Sack	Asst Sack	Total Sacks
1. Ron Ellington, Catawba	So.	DL	Mars Hill	10/1/2005	6	2	7.0
2. Bryan Biggs, Catawba	Jr.	LB	Tusculum	10/22/2005	5	0	5.0
3. Casey Larson, St. Anselm	Jr.	DL	Assumption	9/10/2005	4	1	4.5
4. Clayton Farrell, Abilene Christian	Sr.	DL	Tarleton St.	10/22/2005	4	0	4.0
Dave Tollefson, Northwest Mo. St.	Sr.	DL	Mo. Western St.	9/17/2005	3	2	4.0
Kevin Dixon, West Liberty St.	Fr.	DL	West Va. Tech	9/10/2005	2	4	4.0
Mike Grosso, Kutztown	Jr.	DL	Shippensburg	8/27/2005	4	0	4.0
8. Dave Tollefson, Northwest Mo. St.	Sr.	DL	Washburn	11/19/2005	3	0	3.0
Derek Drussa, Mo.-Rolla	Jr.	DL	Butler	11/12/2005	3	0	3.0
LaVarr Brown, St. Joseph's (Ind.)	Jr.	DL	Austin Peay	11/5/2005	3	0	3.0
Cory Lacey, Slippery Rock	So.	DL	Millersville	10/15/2005	3	0	3.0
John Samia, Central Mo. St.	Fr.	DB	Mo. Southern St.	10/15/2005	3	0	3.0
Josh Zeisloft, Slippery Rock	Sr.	DL	Millersville	10/15/2005	3	0	3.0
Trey Lewis, Washburn	Jr.	DL	Northwest Mo. St.	10/8/2005	3	0	3.0
Christopher Horne, Virginia Union	Jr.	DL	Winston-Salem	9/24/2005	3	0	3.0
Kyle Kaiser, Northwest Mo. St.	Jr.	DL	Mo. Southern St.	9/24/2005	3	0	3.0
Benjamin McDowell, Lenoir-Rhyne	Jr.	DL	Newberry	9/24/2005	3	0	3.0
Ryan Meredith, Pittsburg St.	Jr.	DL	Emporia St.	9/24/2005	3	0	3.0
Tee Overman, Wingate	Jr.	DL	Tusculum	9/24/2005	3	0	3.0
Allen Smith, Wingate	Sr.	LB	Tusculum	9/24/2005	3	0	3.0
Kameron Wilson, Adams St.	Jr.	LB	Fort Hays St.	9/24/2005	3	0	3.0
Sam Saylor, Southern Conn. St.	Jr.	DL	American Int'l	9/17/2005	3	0	3.0
Brandon Geary, Fairmont St.	So.	DL	Concord	9/10/2005	2	2	3.0
Jamar Johnson, Cheyney	Jr.	DL	West Virginia St.	9/3/2005	3	0	3.0
Casey Larson, St. Anselm	Jr.	DL	Plymouth St.	9/3/2005	3	0	3.0
Maurice White, Central Mo. St.	Sr.	DL	Lincoln (Mo.)	9/1/2005	3	0	3.0

Passes Defended

Rank, Name, Team	Cl.	Pos	vs. Opponent	Game Date	PBU	Int	TPD
1. Corrie Gregory, St. Joseph's (Ind.)	Jr.	DB	Butler	10/22/2005	3	2	5
Ben Franklin, Shippensburg	Fr.	DB	Kutztown	8/27/2005	4	1	5
3. Jerome Jefferson, Midwestern St.	Sr.	LB	Abilene Christian	11/5/2005	2	2	4
Fletcher Terrell, Washburn	Sr.	DB	Mo. Western St.	11/5/2005	3	1	4
Jordan Chapman, Mo. Southern St.	Jr.	DB	Truman	10/1/2005	1	3	4

Rank	Name, Team	Cl.	Pos	vs. Opponent	Game Date	PBU	Int	TPD
	Tony Johnson, Eastern N.M.	So.	LB	Angelo St.	10/1/2005	2	2	4
	Quinten Womack, Northwest Mo. St.	Jr.	DB	Mo. Southern St.	9/24/2005	2	2	4
	Deqwan Young, St. Joseph's (Ind.)	So.	DB	Mo.-Rolla	9/24/2005	4	0	4
	Lance Burns, St. Joseph's (Ind.)	So.	DB	Lincoln (Mo.)	9/17/2005	3	1	4
	Cory Sanders, St. Joseph's (Ind.)	Jr.	DB	Lincoln (Mo.)	9/17/2005	3	1	4
	Michael Baldwin, Kutztown	Sr.	DB	Southern Conn. St.	9/10/2005	3	1	4
	Keith Davis, Bloomsburg	So.	DB	Fairmont St.	9/3/2005	2	2	4
	Keon Gaither, West Tex. A&M	Jr.	DB	East Central	9/3/2005	1	3	4
	Tyree Townes, East Stroudsburg	Sr.	DB	Bentley	8/26/2005	4	0	4
15.	Nick Dellasega, Pittsburg St.	So.	DB	West Tex. A&M	11/19/2005	2	1	3
	Nathan Williams, Mo.-Rolla	Sr.	DB	Butler	11/12/2005	2	1	3
	Greg Carbin, Mo. Western St.	Jr.	DB	Washburn	11/5/2005	1	2	3
	Cedric Day, Mo. Western St.	Sr.	DB	Washburn	11/5/2005	2	1	3
	Clifford Jingles, Midwestern St.	Jr.	DB	Abilene Christian	11/5/2005	2	1	3
	Kendall Ricketts, Central Mo. St.	So.	DB	Pittsburg St.	11/5/2005	2	1	3
	Rueban Hartzler, Southwest Baptist	Fr.	DB	Truman	10/29/2005	2	1	3
	Danieal Manning, Abilene Christian	Jr.	DB	Tex. A&M-Kingsville	10/29/2005	3	0	3
	Jeremy Neville, Pittsburg St.	Sr.	DB	Northwest Mo. St.	10/29/2005	2	1	3
	Calvin Stuckey, Washburn	Sr.	DB	Mo. Southern St.	10/29/2005	3	0	3
	Fred Blanton, St. Joseph's (Ind.)	So.	DB	Tiffin	10/15/2005	2	1	3
	Deqwan Young, St. Joseph's (Ind.)	So.	DB	Tiffin	10/15/2005	2	1	3
	Marcus Banks, Millersville	So.	LB	West Chester	10/8/2005	3	0	3
	Richard Chambers, Tarleton St.	Jr.	DB	Midwestern St.	10/8/2005	0	3	3
	Andrew Knight, Southeastern Okla.	Jr.	DB	Abilene Christian	10/1/2005	3	0	3
	Stephen McCoy, Tex. A&M-Kingsville	Jr.	DB	Tarleton St.	10/1/2005	0	3	3
	J.D. Hearn, Tex. A&M-Commerce	Sr.	LB	Central Okla.	9/24/2005	3	0	3
	Renardrick Phillips, Tarleton St.	Jr.	DB	Western N.M.	9/10/2005	3	0	3
	Emmanuel Howard, Emporia St.	So.	DB	Winona St.	9/3/2005	3	0	3
	Daudi White, Mo.-Rolla	Sr.	DB	Central Methodist	9/3/2005	2	1	3
	Chris Avery, Edinboro	Sr.	DB	West Va. Tech	8/27/2005	0	3	3
	Brent Grimes, Shippensburg	Sr.	DB	Kutztown	8/27/2005	1	2	3
	Mike Reid, Indiana (Pa.)	So.	DB	Millersville	8/27/2005	1	2	3
	Fletcher Terrell, Washburn	Sr.	DB	Colorado Mines	8/27/2005	1	2	3
	John Glenn, East Stroudsburg	Sr.	LB	Bentley	8/26/2005	2	1	3
	Keon Gaither, West Tex. A&M	Jr.	DB	N.M. Highlands	8/25/2005	0	3	3
	Seth Hane, Mo. Western St.	So.	LB	Central Okla.	8/25/2005	3	0	3
	Andy Hodges, Central Mo. St.	Sr.	DB	Adams St.	8/25/2005	3	0	3

Forced Fumbles

Rank	Name, Team	Cl.	Pos	vs. Opponent	Game Date	FF
1.	Jimmy Lewis, West Chester	So.	LB	East Stroudsburg	10/22/2005	3
	Jim Couretas, Northern Mich.	Jr.	LB	Findlay	9/10/2005	3
3.	Brett Shamblin, Pittsburg St.	So.	LB	West Tex. A&M	11/19/2005	2
	Richard Chambers, Tarleton St.	Jr.	DB	West Tex. A&M	11/5/2005	2
	Rodrick McDonald, Mo.-Rolla	Sr.	DB	Southwestern Okla.	10/15/2005	2
	Spence Southall, Angelo St.	Jr.	DB	Abilene Christian	10/8/2005	2
	Michael Gonzalez, Washburn	Sr.	LB	Pittsburg St.	10/1/2005	2
	Darron Harbert, Midwestern St.	So.	LB	West Tex. A&M	10/1/2005	2
	Andrew Jilles, Central Mo. St.	Jr.	DL	Truman	9/17/2005	2
	Kiley Porter, East Central	Fr.	DL	Eastern N.M.	9/17/2005	2
	Cody Fagan, East Central	Jr.	DB	Tex. A&M-Kingsville	9/10/2005	2
	Nathan Williams, Mo.-Rolla	Sr.	DB	Wayne St. (Neb.)	9/10/2005	2
	Mike Grosso, Kutztown	Jr.	DL	Shippensburg	8/27/2005	2

2005 Division II Longest Plays

Rushing

Yds. Player, Team (Opponent)

99	Isaac Redman, Bowie St. (Morgan St.)
98	Stefan Logan, South Dakota (Truman)
95	Kyle Fox, Angelo St. (West Tex. A&M)
91	Roger Daley, Tex. A&M-Commerce (Northeastern St.)
91	Aaron Cawthorn, Concordia-St. Paul (Winona St.)
91	Derrick Stickles, West Liberty St. (Walsh)
90	Anthony Lazarus, C.W. Post (American Int'l)
88	Daniel Polk, Midwestern St. (Abilene Christian)
88	Jordan Hinkel, Fort Hays St. (Okla. Panhandle)
87	Antoine Bagwell, California (Pa.) (Monmouth)

Passing

Yds. Passer-Receiver, Team (Opponent)

98	Dane King-Marques Clark, Henderson St. (Harding)
96	Vinnie Miroth-Rick Cottengim, Saginaw Valley (Mercyhurst)
94	Michael Terry-Jerome Choice, Virginia St. (Elizabeth City St.)

Yds. Passer-Receiver, Team (Opponent)

94	Justin Allgood-Kenneth Shelton, Central Okla. (Abilene Christian)
93	Brad Roach-Trevan Davis, Catawba (Newberry)
92	Lamar Manigo-Glenn Thomas, Bowie St. (Virginia St.)
92	Billy Malone-Robb Spells, Abilene Christian (Central Okla.)
91	Corey Isner-Terrance Spencer, Charleston (W.V.) (Fairmont St.)
90	Wes Beschorner-Stefan Logan, South Dakota (Neb.-Omaha)
89	Jonathon Harris-George Tekino, Miles (Lane)

Pass Interception Returns

Yds. Player, Team (Opponent)

100	Mike DeBye, Stonehill (Assumption)
100	Ian Whittington, West Liberty St. (Concord)
99	Brian Witherspoon, Stillman (Morehouse)
98	Devin Conwell, Ashland (St. Joseph's [Ind.])
97	Brandon Kennedy, Central Wash. (Western Ore.)
97	Eric Crosby, Albany St. (Ga.) (Miles)
96	Ivan Diggs, St. Augustine's (Virginia St.)
94	Devin Chatman, Shaw (Bowie St.)
94	Travis Briggins, American Int'l (St. Anselm)
91	Leo Wells, Wayne St. (Mich.) (Findlay)

Punt Returns

Yds.	Player, Team (Opponent)
99	Robert Savoy, West Virginia St. (West Va. Tech)
96	Derrick Crockett, Benedict (Lane)
91	Jim Lukowiak, Southern Conn. St. (Bryant)
90	Chris Bone, C.W. Post (Assumption)
89	Kyle Killingworth, Humboldt St. (Menlo)
88	Anthony Merriitt, North Ala. (Delta St.)
88	Tyrell Smith, Minn. St. Mankato (Bemidji St.)
86	Weston Dressler, North Dakota (Augustana [S.D.])
80	Eddie Montgomery, St. Augustine's (Livingstone)
80	Mark Huddleston, California (Pa.) (Mansfield)
80	Brent Grimes, Shippensburg (California [Pa.])
80	Cory Williams, Fort Lewis (Neb.-Kearney)

Kickoff Returns

Yds.	Player, Team (Opponent)
100	Kyle Fox, Angelo St. (Western St.)
100	Ricky Hughes, Mo. Southern St. (Harding)
100	Fletcher Terrell, Washburn (Central Mo. St.)
100	Marques McCray, Wayne St. (Neb.) (Concordia-St. Paul)
100	C.J. Lewis, Clark Atlanta (Kentucky St.)
100	Richard Siders, Benedict (Tuskegee)
100	Richard Siders, Benedict (Lane)
99	Brent Grimes, Shippensburg (Shepherd)
97	Michael Dolby, Virginia Union (Fayetteville St.)
97	Evan Huggard, Lenoir-Rhyne (Tusculum)

Punts

Yds.	Player, Team (Opponent)
85	Curtis Massey, Washburn (Mo. Southern St.)
85	Frederick Rollins, Minn.-Crookston (St. Cloud St.)
84	Casey Coulter, Mesa St. (Adams St.)
78	Kurtis Hoefling, Wayne St. (Neb.) (Neb.-Kearney)
77	Denver Brydon, Shippensburg (Indiana [Pa.])
77	Justin Miranda, Lane (Clark Atlanta)
76	Dustin Esslin, Saginaw Valley (Michigan Tech)
75	Keegan Riddle, Central Okla. (Angelo St.)
75	Martin Gerety, Southern Conn. St. (Assumption)
73	Keegan Riddle, Central Okla. (Tex. A&M-Commerce)
73	Brandon Fields, Mansfield (California [Pa.])
73	Jeff Williams, Adams St. (Okla. Panhandle)

Field Goals

Yds.	Player, Team (Opponent)
54	Adi Brkic, West Ga. (Arkansas Tech)
54	Travis Snyder, Western St. (Western N.M.)
53	Matt Adams, Abilene Christian (Tex. A&M-Kingsville)
53	Mark Kamphoefner, Truman (Mo. Southern St.)
52	Kyle Maroiz, Northern Mich. (Northwood)
52	Lee Price, Eastern N.M. (East Central)
52	Brett Sowers, Northeastern St. (Tarleton St.)
52	Jeff Glas, North Dakota (Western Wash.)
52	Travis Snyder, Western St. (N.M. Highlands)
52	Mikael Bjork, Fort Lewis (N.M. Highlands)

2005 Division II Team Single-Game Highs

Points

Rank, Team	vs. Opponent	Game Date	Points
1. West Tex. A&M	N.M. Highlands	8/25/2005	90
2. California (Pa.)	Mansfield	9/10/2005	88
3. Central Mo. St.	Pittsburg St.	11/5/2005	83
Central Mo. St.	Lincoln (Mo.)	9/1/2005	83
5. Glenville St.	West Va. Tech	9/24/2005	82
6. Southern Conn. St.	Bryant	11/5/2005	77
South Dakota	Minn.-Crookston	8/25/2005	77
8. North Ala.	West Ala.	11/5/2005	76
9. Concordia-St. Paul.	Minn.-Crookston	10/8/2005	73
Winona St.	Minn.-Crookston	10/1/2005	73
C.W. Post	St. Anselm	9/24/2005	73
12. Tiffin	Seton Hill	10/8/2005	72
East Stroudsburg	Bentley	8/26/2005	72
14. Neb.-Omaha	Okla. Panhandle	10/1/2005	71
Carson-Newman	West Va. Tech	9/15/2005	71

Total Offense

Rank, Team	vs. Opponent	Game Date	Tot Off
1. California (Pa.)	Mansfield	9/10/2005	757
2. Angelo St.	West Tex. A&M	10/22/2005	748
3. South Dakota	Truman	9/3/2005	746
4. West Liberty St.	West Va. Wesleyan	10/1/2005	743
5. Pittsburg St.	Southwest Baptist	10/15/2005	741
6. Augustana (S.D.)	Minn.-Crookston	9/17/2005	730
7. East Stroudsburg	Southern Conn. St.	11/12/2005	712
8. Central Mo. St.	Pittsburg St.	11/5/2005	704
9. Glenville St.	Concord	10/22/2005	691
10. Pittsburg St.	Truman	10/22/2005	689
11. Northwood	Northern Mich.	11/5/2005	676
12. Adams St.	N.M. Highlands	10/8/2005	674
13. East Stroudsburg	C.W. Post	9/10/2005	672
14. Delta St.	Ouachita Baptist	10/29/2005	668
Midwestern St.	Eastern N.M.	10/29/2005	668

Rushing Yards

Rank, Team	vs. Opponent	Game Date	Rush Yds
1. Northwood	Northern Mich.	11/5/2005	602
2. Northwood	Ferris St.	10/29/2005	582
3. Southwest Baptist	Mo.-Rolla	10/1/2005	546
4. Tiffin	Alma	9/24/2005	496
5. Pittsburg St.	Truman	10/22/2005	485
6. Augustana (S.D.)	Minn.-Crookston	9/17/2005	484
7. Carson-Newman	Shaw	8/27/2005	476
8. Eastern N.M.	West Tex. A&M	10/8/2005	475
9. Bryant	Becker	10/22/2005	469
10. Midwestern St.	Eastern N.M.	10/29/2005	463
11. Concordia-St. Paul.	Minn.-Crookston	10/8/2005	459
South Dakota	Truman	9/3/2005	459
13. Winston-Salem	Livingstone	10/8/2005	456
14. Southern Ark.	Henderson St.	11/5/2005	441
15. Bloomsburg	Cheyney	10/15/2005	439

Passing Yards

Rank, Team	vs. Opponent	Game Date	Pass Yds
1. East Stroudsburg	C.W. Post	9/10/2005	546
2. Central Ark.	Presbyterian	11/19/2005	545
3. West Tex. A&M	Angelo St.	10/22/2005	543
4. West Tex. A&M	Midwestern St.	10/1/2005	508
5. Mo.-Rolla	Austin Peay	10/29/2005	499
6. Bentley	C.W. Post	10/7/2005	487
7. South Dakota	Neb.-Omaha	9/24/2005	483
West Va. Wesleyan	Charleston (W.V.)	9/17/2005	483
9. North Ala.	West Ala.	11/5/2005	473
Northern Mich.	Ferris St.	10/15/2005	473
11. Mo.-Rolla	Morehead St.	11/5/2005	472
12. Concord	North Greenville	11/5/2005	470
C.W. Post	Southern Conn. St.	10/15/2005	470
14. Delta St.	Ouachita Baptist	10/29/2005	465
Mo.-Rolla	Southwest Baptist	10/2/2005	465

2005 Division III Individual Leaders

Rushing

Rank, Name, Team	Cl.	Pos	G	Att.	Net	TD	Yds/Gm
1. Justin Beaver, Wis.-Whitewater	Jr.	RB	14	428	2,420	24	172.9
2. Don Thibodeau, Maine Maritime	Sr.	RB	9	251	1,531	15	170.1
3. Denny Kimmel, Anderson (Ind.)	Jr.	RB	8	189	1,308	10	163.5
4. Tom Arcidiacono, Union (N.Y.)	Jr.	RB	12	350	1,954	20	162.8
5. Phil Porta, Bethel (Minn.)	Jr.	RB	10	262	1,559	10	155.9
6. Andy Moriarty, Wis.-Oshkosh	So.	RB	9	278	1,349	10	149.9
7. Lee Rankinen, Beloit	Jr.	RB	10	257	1,434	17	143.4
8. Jay Bernardo, Rensselaer	Jr.	RB	10	256	1,422	19	142.2
9. Brenden Kavey, Bridgewater St.	Sr.	RB	10	239	1,400	20	140.0
10. Antwan Harris, Mount Ida	Jr.	RB	10	252	1,370	9	137.0
11. Rory Lee, Puget Sound	Jr.	RB	9	224	1,229	8	136.6
12. Duane Ehredt Jr., Juniata	Jr.	RB	9	272	1,204	9	133.8
13. Kyle Wilson, Averett	Jr.	RB	10	234	1,316	14	131.6
14. Ryan Abels, Waynesburg	Jr.	RB	10	201	1,299	10	129.9
15. Matt Kehl, Wis. Lutheran	Jr.	WR	10	248	1,285	10	128.5
16. Immanuel Mills, Concordia (Wis.)	Sr.	RB	9	169	1,143	10	127.0
17. Nathan Anderson, Wis.-River Falls	So.	RB	10	281	1,265	6	126.5
18. Peter Ereg, MacMurray	Sr.	RB	10	267	1,257	13	125.7
19. Nathan Wallick, Millikin	Jr.	RB	10	298	1,251	14	125.1
20. Leroy Satchell Jr., Salisbury	Sr.	RB	10	195	1,250	18	125.0
21. Tristan Murray, Wittenberg	Sr.	RB	10	221	1,244	15	124.4
22. Doug Blakowski, Hobart	Jr.	RB	11	234	1,364	17	124.0
23. John Ortiz, King's (Pa.)	Jr.	RB	10	264	1,238	14	123.8
24. Vance Schuring, Central (Iowa)	Jr.	RB	11	290	1,339	16	121.7
25. Ben Dodds, Bluffton	Sr.	RB	9	191	1,090	8	121.1
26. Cody Hoegh, Neb. Wesleyan	Sr.	RB	10	197	1,185	14	118.5
Tom Sturges, Gettysburg	So.	RB	10	273	1,185	6	118.5
28. Gerard Festa, Endicott	Jr.	RB	10	191	1,133	9	113.3
29. Elmer Newsome, Alfred	So.	RB	11	235	1,243	7	113.0
30. Mike Lovell, Mt. St. Joseph	Jr.	RB	11	234	1,238	18	112.5
31. Matt Bielecki, Rochester	So.	RB	10	244	1,124	7	112.4
32. James Reile, St. John Fisher	Jr.	RB	11	202	1,235	17	112.3
33. Lindy Crea, Hartwick	So.	RB	10	170	1,115	14	111.5
34. Robert Pepple, Pomona-Pitzer	So.	RB	8	181	888	8	111.0
35. Casey Meehan, St. Norbert	Sr.	DB	10	186	1,108	17	110.8
Travis Sleight, Olivet	Sr.	RB	10	184	1,108	8	110.8
37. Bryce Crocker, Carroll (Wis.)	So.	RB	10	187	1,107	18	110.7
38. Andy Reese, Wis.-Stout	So.	RB	9	204	979	5	108.8
39. Jarid Crain, Illinois Col.	Jr.	RB	10	213	1,077	9	107.7
40. Mike Hill, Methodist	So.	RB	10	194	1,054	11	105.4
41. Mario Tarquinio, Allegheny	Jr.	RB	8	195	843	9	105.4
42. Javon Williams, N.C. Wesleyan	So.	RB	8	123	836	13	104.5
43. Josiah Sandry, Maranatha Baptist	Fr.	RB	8	177	825	8	103.1
44. Rafael Sanchez, Kenyon	So.	QB	10	166	1,018	11	101.8
45. Chris Jacoubs, Moravian	Jr.	RB	10	228	1,014	10	101.4
Mat Lambourn, Alma	Sr.	RB	10	139	1,014	9	101.4
47. David Booko, Hope	So.	RB	10	234	1,002	10	100.2
48. Brian Milleisen, Fitchburg St.	Sr.	RB	11	256	1,101	10	100.1
49. Travis Sivek, Carnegie Mellon	So.	RB	10	229	996	16	99.6
50. Ty Sellers, McMurry	Sr.	QB	10	174	991	7	99.1
51. Mike Guzman, Augustana (Ill.)	Jr.	RB	11	189	1,089	11	99.0
52. Nick Schey, Chicago	Jr.	RB	9	165	889	7	98.8
53. Steve Cook, Delaware Valley	Sr.	RB	13	229	1,284	8	98.8
54. T.J. Barber, Sul Ross St.	So.	RB	10	205	984	6	98.4
55. Chris Clay, Adrian	Sr.	RB	10	166	983	17	98.3
56. Quentin Brock, Willamette	Sr.	RB	9	185	884	10	98.2
57. Terrel Mulford, Ferrum	Sr.	RB	11	123	1,079	15	98.1
58. Jeremiah Marks, DePauw	So.	RB	9	190	881	16	97.9
59. Adam Blandford, Centre	Sr.	RB	10	163	978	2	97.8
60. Aaron Stepka, Colby	Sr.	RB	8	181	778	5	97.3
61. Jeremy Wolff, Wis.-River Falls	Sr.	RB	10	156	970	8	97.0
62. Stephen Minton, Thiel	So.	RB	11	230	1,066	19	96.9
63. Anthony Edwards, Susquehanna	Jr.	RB	10	231	965	7	96.5
64. Eric Luna, Elmhurst	Sr.	RB	10	215	957	11	95.7
65. Mike Capra, Utica	So.	RB	10	180	940	5	94.0
66. Adam Reutzel, Simpson	Fr.	RB	10	252	937	7	93.7
67. R.J. Meadows, Ohio Northern	Fr.	RB	10	134	936	18	93.6
68. Kevin Megli, Knox	Jr.	RB	10	199	931	7	93.1
69. Freddie Rollins, Mary Hardin-Baylor	Jr.	RB	10	157	925	11	92.5
70. Willie Horn, Huntingdon	So.	RB	9	109	826	9	91.8
71. Calvin Smith, Mississippi Col.	Jr.	RB	10	197	914	6	91.4
72. Norm Young, Frostburg St.	So.	RB	11	241	993	11	90.3
73. Manny Myers, Earlham	So.	RB	10	166	900	3	90.0
74. Karl Mikolon, Redlands	Sr.	RB	9	166	809	8	89.9
75. Jake Casey, St. Thomas (Minn.)	Fr.	RB	9	172	808	10	89.8
Craig Ebert, Lawrence	Fr.	RB	9	187	808	4	89.8



Justin Beaver, Wisconsin-Whitewater

Wisconsin-Whitewater Sports Information

Passing Efficiency

Minimum 15 Attempts Per Game

Rank	Name, Team	Cl.	Pos	G	Att	Comp	Int	Yds	TD	Pass Eff
1.	Brett Elliott, Linfield.....	Sr.	QB	11	396	277	9	4,019	49	191.5
2.	Mitch Tanney, Monmouth (Ill.).....	Sr.	QB	11	292	215	3	2,587	33	183.3
3.	Joel Clark, Whitworth.....	Jr.	QB	8	235	150	7	2,234	29	178.4
4.	J.D. Ricca, Hampden-Sydney.....	Sr.	QB	10	391	262	13	3,731	42	176.0
5.	Michael Jorris, Mount Union.....	Jr.	QB	15	378	253	11	3,736	35	174.7
6.	Josh Felicetti, Ithaca.....	Sr.	QB	11	318	224	12	2,893	34	174.6
7.	Adam Quirk, Ohio Northern.....	Jr.	QB	10	224	138	6	2,107	23	169.1
8.	Russ Harbaugh, Wabash.....	Sr.	QB	12	394	273	5	3,521	29	166.1
9.	Andy Collins, Occidental.....	So.	QB	10	333	218	8	2,942	31	165.6
10.	Travis Stocker, Rockford.....	Sr.	QB	10	186	121	7	1,529	21	163.8
11.	Jason Wilsey, St. Olaf.....	Sr.	QB	10	287	177	7	2,591	26	162.5
12.	Chris Edwards, Wash. & Jeff.....	Sr.	QB	11	382	236	14	3,450	36	161.4
13.	Steve Wasil, Albion.....	Sr.	QB	11	324	169	12	3,113	33	159.1
14.	Doug Phillips, John Carroll.....	Sr.	QB	10	290	184	11	2,543	25	158.0
15.	Adam Camobreco, Bridgewater St.....	Sr.	QB	10	235	127	11	2,119	26	156.9
16.	Nicholas Suchyna, St. John Fisher.....	Jr.	QB	11	288	194	6	2,248	24	156.3
17.	Chris Maine, Pacific Lutheran.....	Jr.	QB	9	265	160	14	2,523	21	155.9
18.	Zach Golsen, Huntingdon.....	So.	QB	9	200	115	3	1,684	18	154.9
19.	Kam Kniss, North Central (Ill.).....	Jr.	QB	11	354	211	13	3,186	29	154.9
20.	Chris Ronchetti, Methodist.....	Sr.	QB	10	240	141	4	2,234	15	154.2
21.	Danny Jones, Cal Lutheran.....	So.	QB	9	253	161	8	2,108	20	153.4
22.	Cody Craig, St. Norbert.....	So.	QB	10	233	141	10	1,993	20	152.1
23.	Chris Warrick, Wesley.....	Jr.	QB	14	421	239	17	3,710	37	151.7
24.	Patrick Lucey, Williams.....	So.	QB	8	136	99	3	1,034	7	149.2
25.	Jason Boltus, Hartwick.....	Fr.	QB	10	353	181	10	2,948	34	147.5
26.	Matt Rinklin, Chicago.....	Jr.	QB	9	231	134	7	1,920	17	146.1
27.	Alex Kofoed, St. John's (Minn.).....	So.	QB	12	356	220	15	2,972	24	145.7
28.	Rocky Pentello, Capital.....	Sr.	QB	13	425	277	13	3,171	28	143.5
29.	Chris Rogers, Carroll (Wis.).....	So.	QB	10	269	170	10	2,128	17	143.1
30.	Jacob Lewis, Bridgewater (Va.).....	Sr.	QB	10	189	117	6	1,455	13	142.9
31.	Adam Johnson, Howard Payne.....	Jr.	QB	10	368	233	15	2,696	29	142.7
32.	Justin Jacobs, Wis.-Whitewater.....	Jr.	QB	15	422	218	16	3,556	35	142.2
33.	Greg Tweardy, Wash. & Lee.....	Sr.	QB	10	340	223	14	2,570	22	142.2
34.	Dan Kelly, Lebanon Valley.....	Jr.	QB	10	260	151	15	2,117	21	141.6
35.	Adam Knoblauch, Delaware Valley.....	Sr.	QB	13	414	246	17	3,307	29	141.4
36.	Jimmy Robertson, Rensselaer.....	Fr.	QB	9	325	193	8	2,313	26	140.6
37.	Andrew Hornung, Aurora.....	Jr.	QB	10	235	134	8	1,808	18	140.1
38.	Josh Vogelbach, Guilford.....	Fr.	QB	10	475	280	20	3,549	37	139.0
39.	John Schumann, Wis.-La Crosse.....	Jr.	QB	9	238	139	9	1,812	17	138.4
40.	Sean Salinas, Texas Lutheran.....	Sr.	QB	9	300	165	11	2,484	19	138.1
41.	Paul Keeley, Alfred.....	So.	QB	11	295	178	13	2,185	21	137.2
42.	Michael Schmidtke, MacMurray.....	Jr.	QB	10	233	126	10	1,870	17	137.0
43.	Darrell Satterfield, Thiel.....	Sr.	QB	12	369	213	14	2,804	25	136.3
44.	Wesley Cooper, Louisiana Col.....	Sr.	QB	9	449	259	18	3,396	30	135.2
45.	Joe DiMeglio, Western Conn. St.....	Sr.	QB	10	341	186	10	2,488	25	134.2
46.	Ryan Sir Louis, Ohio Wesleyan.....	Sr.	QB	8	122	71	8	940	9	134.1
47.	Chris Bamic, King's (Pa.).....	Sr.	QB	10	295	155	6	2,295	18	134.0
48.	Shawn Mizro, Hobart.....	Jr.	QB	11	285	157	8	2,143	17	132.3
49.	Jacob Cannon, Trinity (Tex.).....	Jr.	QB	10	223	128	10	1,666	14	131.9
50.	Justin Price, Maryville (Tenn.).....	Jr.	QB	10	264	137	4	1,827	19	130.7
51.	Hans Vetter, Defiance.....	Fr.	QB	9	147	72	6	1,052	13	130.1
52.	Brian Guerrero, La Verne.....	Jr.	QB	8	295	163	8	2,145	17	129.9
53.	John Port, Albright.....	Sr.	QB	10	415	244	9	2,745	25	129.9
54.	Andy TeKippe, Coe.....	So.	QB	10	307	166	10	2,258	19	129.8
55.	Rick Webster, Hanover.....	Sr.	QB	10	456	268	14	3,079	28	129.6
56.	Paul Stelzer, Otterbein.....	So.	QB	10	362	207	13	2,593	21	129.3
57.	Ty Sellers, McMurry.....	Sr.	QB	10	275	148	20	2,116	21	129.1
58.	Todd Parsons, Averett.....	Sr.	QB	9	270	139	8	1,972	18	128.9
59.	Ryan Maiuri, Lakeland.....	Sr.	QB	11	254	132	9	1,828	18	128.7
60.	Cody Peterson, Pomona-Pitzer.....	Jr.	QB	9	211	114	11	1,612	13	128.1
61.	Adam Shaffer, Mississippi Col.....	Fr.	QB	9	314	173	10	2,158	20	127.5
62.	Al Karaffa, Wilkes.....	So.	QB	11	303	166	9	2,157	17	127.2
63.	Justin Smith, Colby.....	Jr.	QB	7	148	83	10	976	13	126.9
64.	Tony Marotti, Union (N.Y.).....	Jr.	QB	12	410	214	21	3,095	26	126.3
65.	Ross Wiethoff, DePauw.....	Sr.	QB	9	145	76	6	1,181	6	126.2
66.	Josh Brehm, Alma.....	Jr.	QB	10	464	271	11	3,179	21	126.2
67.	Mike Lomas, Widener.....	Sr.	QB	11	418	227	18	3,024	24	125.4
68.	Reed Hoskins, Wartburg.....	Sr.	QB	10	269	148	14	1,876	18	125.3
69.	Chris Hawkins, Buena Vista.....	So.	QB	10	288	150	8	2,149	14	125.2
70.	Nick Kehoe, Amherst.....	Jr.	QB	8	192	102	6	1,394	10	125.1
71.	Keith Ricca, Catholic.....	Fr.	QB	10	470	258	23	3,437	26	124.8
72.	Scott McCarty, Simpson.....	Sr.	QB	10	266	162	10	1,860	10	124.5
73.	A.J. Covella, Brockport St.....	Jr.	QB	10	165	103	9	1,080	9	124.5
74.	Joe DeCraene, Manchester.....	Jr.	QB	9	304	184	9	1,997	13	123.9
75.	Joe Albin, Millikin.....	Jr.	QB	10	250	130	10	1,808	14	123.2

Receptions Per Game

Rank	Name, Team	Cl.	Pos	G	Rec	Yds	TD	Rec/Gm
1.	Chris Barnette, Guilford	Jr.	WR	10	101	1,369	15	10.1
	Nick Bublavi, Catholic	Sr.	WR	10	101	1,797	15	10.1
3.	Mike Russell, Hanover	Sr.	WR	10	89	1,044	8	8.9
4.	Kyle Pearson, Luther	Jr.	WR	10	87	981	7	8.7
5.	Siege Angeletta, Union (N.Y.)	Jr.	WR	12	99	1,612	11	8.3
6.	Brandon Chambers, Thiel	Sr.	WR	11	90	1,388	16	8.2
7.	Josh Jones, Occidental	Sr.	WR	10	80	1,102	16	8.0
8.	Drew Smith, Hampden-Sydney	So.	WR	10	79	1,284	13	7.9
9.	Micah Rushing, Guilford	Jr.	WR	10	78	930	8	7.8
10.	Lewis Howes, Capital	Fr.	WR	11	84	1,021	9	7.6
11.	Khalil Shareef, Randolph-Macon	Jr.	WR	10	76	783	2	7.6
12.	Brad Duesing, Washington-St. Louis	Sr.	WR	10	75	1,136	10	7.5
	Jeff Green, Kalamazoo	Sr.	WR	10	75	997	10	7.5
	Kyle Snell, Whitworth	Sr.	WR	8	60	752	5	7.5
15.	Brian Weeks, Claremont-MS	Sr.	WR	9	67	617	8	7.4
16.	Brian Gallick, Wis.-Platteville	Jr.	WR	9	66	595	3	7.3
17.	Justin Johnson, Louisiana Col.	So.	WR	9	64	995	10	7.1
18.	Casey Allen, Linfield	Sr.	WR	11	78	1,314	22	7.1
19.	Noah Fehrenbach, St. John Fisher	Sr.	WR	11	77	1,180	15	7.0
	Torrey Lowe, Greensboro	So.	WR	10	70	756	5	7.0
	Jack Martin, Wash. & Lee	So.	WR	10	70	1,353	15	7.0
	Schuyler Onderdonk, Principia	Jr.	WR	9	63	894	5	7.0
	P.J. Theisen, St. Thomas (Minn.)	Jr.	WR	9	63	998	6	7.0
	Anthony Triplin, Johns Hopkins	Jr.	WR	11	77	809	3	7.0
25.	Ricardo Lenhart, Otterbein	Sr.	WR	9	62	792	6	6.9
26.	Aaron Krepps, Wash. & Jeff.	Sr.	WR	11	75	1,100	15	6.8
27.	Eddie Eyo, Menlo	Sr.	WR	10	68	1,004	4	6.8
28.	B.J. Holleran, Westfield St.	Sr.	WR	9	61	809	5	6.8
	Ian Wightman, Principia	Sr.	WR	9	61	698	6	6.8
30.	Kevin Miculcy, Western New Eng.	So.	WR	9	60	756	5	6.7
31.	Jeffrey Chick, Widener	Sr.	WR	11	73	1,025	6	6.6
32.	Brendan McGowan, Rensselaer	So.	WR	10	66	799	9	6.6
33.	Craig Chiado, Pacific Lutheran	Jr.	WR	9	59	1,119	7	6.6
	Brandon Tugmon, Manchester	Sr.	WR	9	59	680	8	6.6
35.	Jon Branche, Rensselaer	Jr.	TE	10	65	919	14	6.5
	Colton Ward, Wash. & Lee	Jr.	WR	10	65	554	6	6.5
	Matt Willis, Hartwick	Sr.	WR	10	65	1,215	22	6.5
38.	Evan Haffner, Monmouth (Ill.)	Jr.	WR	11	71	913	13	6.5
39.	Chris Schubert, Oberlin	So.	WR	10	64	767	6	6.4
	Josh Staley, Dubuque	Sr.	TE	10	64	696	3	6.4
41.	Jon Drenckhahn, Williams	Jr.	WR	8	51	570	1	6.4
42.	Daunta Peterson, Dubuque	Sr.	WR	10	63	851	5	6.3
43.	Curt Christensen, Maranatha Baptist	Jr.	WR	9	56	731	4	6.2
	Bryon Haupt, Albright	Sr.	WR	9	56	624	8	6.2
45.	Antonio Guzzo, Salve Regina	Jr.	WR	7	43	570	4	6.1
46.	Kyle Duchman, Wartburg	So.	WR	10	61	663	6	6.1
	Darin Krzyzanowski, Wis.-Eau Claire	Sr.	WR	10	61	492	1	6.1
48.	Ben Bascon, Bridgewater St.	Jr.	WR	10	60	1,067	11	6.0
	Joe Cline, Alma	So.	WR	10	60	874	4	6.0
	Mark Colson, Huntingdon	Jr.	WR	9	54	772	9	6.0
	Jeff Huebner, Lake Forest	Sr.	WR	10	60	1,002	12	6.0
	Dusty Kain, Simpson	Sr.	WR	10	60	694	5	6.0
	Robin Kelner, Trinity (Tex.)	Sr.	WR	8	48	598	6	6.0
	Jared May, Hardin-Simmons	Sr.	WR	10	60	682	9	6.0
	Eric Shon, Austin	So.	WR	10	60	547	3	6.0
	Kevin Vogelsang, MIT	Fr.	WR	9	54	700	2	6.0
	Jesse Wendt, Wis.-Stout	Jr.	WR	9	54	702	11	6.0
58.	Justin Jackson, Maryville (Tenn.)	So.	WR	10	59	912	12	5.9
	Mike Leifeld, Kalamazoo	Jr.	WR	10	59	552	1	5.9
	Tyke Spencer, North Central (Ill.)	Sr.	WR	10	59	1,137	15	5.9
61.	Jeremy Gaucher, Worcester St.	Sr.	WR	10	58	964	7	5.8
	Chris Jackson, Howard Payne	Fr.	WR	10	58	749	10	5.8
63.	Tyler Schwecke, Macalester	So.	RB	9	52	611	4	5.8
64.	Jeff Hughley, Averett	Jr.	WR	10	57	940	12	5.7
	Joe Joyner, Guilford	So.	WR	10	57	803	8	5.7
66.	Sakeen Wright, Rowan	Sr.	WR	13	74	899	7	5.7
67.	Pierre Garcon, Mount Union	So.	WR	12	68	1,196	16	5.7
	Chase Reed, Pacific Lutheran	So.	WR	9	51	685	8	5.7
69.	Joe Rinaldo, Hamilton	So.	WR	8	45	448	0	5.6
70.	Blake Letchford, King's (Pa.)	Sr.	WR	10	56	993	11	5.6
	Jesse Schmidt, Buena Vista	Sr.	WR	10	56	1,008	9	5.6
	Brandon Tolbert, Howard Payne	Jr.	WR	10	56	721	8	5.6
73.	Mike Butler, WPI	So.	WR	9	50	700	3	5.6
	Adam Clark, Centre	Jr.	WR	9	50	700	6	5.6
	Matt Fragodt, Minn.-Morris	Fr.	WR	9	50	799	7	5.6
	Jim Jordan, Wilkes	Jr.	WR	9	50	814	5	5.6
	Joel Korte, St. Thomas (Minn.)	Sr.	WR	9	50	663	4	5.6

Receiving Yards Per Game

Rank, Name, Team	Cl.	Pos	G	Rec	Yds	TD	Yds/Gm
1. Nick Bublavi, Catholic	Sr.	WR	10	101	1,797	15	179.7
2. Chris Barnette, Guilford	Jr.	WR	10	101	1,369	15	136.9
3. Jack Martin, Wash. & Lee	So.	WR	10	70	1,353	15	135.3
4. Steve Angeletta, Union (N.Y.)	Jr.	WR	12	99	1,612	11	134.3
5. Drew Smith, Hampden-Sydney	So.	WR	10	79	1,284	13	128.4
6. Brandon Chambers, Thiel	Sr.	WR	11	90	1,388	16	126.2
7. Craig Chiado, Pacific Lutheran	Jr.	WR	9	59	1,119	7	124.3
8. Matt Willis, Hartwick	Sr.	WR	10	65	1,215	22	121.5
9. Casey Allen, Linfield	Sr.	WR	11	78	1,314	22	119.5
10. Tyke Spencer, North Central (Ill.)	Sr.	WR	10	59	1,137	15	113.7
11. Brad Duesing, Washington-St. Louis	Sr.	WR	10	75	1,136	10	113.6
12. P.J. Theisen, St. Thomas (Minn.)	Jr.	WR	9	63	998	6	110.9
13. Justin Johnson, Louisiana Col.	So.	WR	9	64	995	10	110.6
14. Josh Jones, Occidental	Sr.	WR	10	80	1,102	16	110.2
15. Jason Trahan, Texas Lutheran	Jr.	WR	10	53	1,086	10	108.6
16. Noah Fehrenbach, St. John Fisher	Sr.	WR	11	77	1,180	15	107.3
17. Ben Bascon, Bridgewater St.	Jr.	WR	10	60	1,067	11	106.7
18. Mike Russell, Hanover	Sr.	WR	10	89	1,044	8	104.4
19. Jesse Schmidt, Buena Vista	Sr.	WR	10	56	1,008	9	100.8
20. Eddie Eyo, Menlo	Sr.	WR	10	68	1,004	4	100.4
21. Jeff Huebner, Lake Forest	Sr.	WR	10	60	1,002	12	100.2
22. Aaron Krepps, Wash. & Jeff.	Sr.	WR	11	75	1,100	15	100.0
23. Jeff Green, Kalamazoo	Sr.	WR	10	75	997	10	99.7
24. Pierre Garcon, Mount Union	So.	WR	12	68	1,196	16	99.7
25. Schuyler Onderdonk, Principia	Jr.	WR	9	63	894	5	99.3
26. Blake Letchford, King's (Pa.)	Sr.	WR	10	56	993	11	99.3
27. Adam Brossman, Lebanon Valley	So.	WR	10	51	990	15	99.0
28. Kyle Pearson, Luther	Jr.	WR	10	87	981	7	98.1
29. Jeremy Gaucher, Worcester St.	Sr.	WR	10	58	964	7	96.4
30. Micah Dawson, Chicago	Jr.	WR	9	44	864	7	96.0
31. Jeff Hughley, Averett	Jr.	WR	10	57	940	12	94.0
Brian Rolander, Hampden-Sydney	Sr.	WR	10	40	940	10	94.0
Kyle Snell, Whitworth	Sr.	WR	8	60	752	5	94.0
34. Jeffrey Chick, Widener	Sr.	WR	11	73	1,025	6	93.2
35. Micah Rushing, Guilford	Jr.	WR	10	78	930	8	93.0
36. Lewis Howes, Capital	Fr.	WR	11	84	1,021	9	92.8
37. Marcus Lee, Wesley	Fr.	WR	14	77	1,297	9	92.6
38. Jon Branche, Rensselaer	Jr.	TE	10	65	919	14	91.9
39. Justin Jackson, Maryville (Tenn.)	So.	WR	10	59	912	12	91.2
40. Jeff Nolin, Bowdoin	Sr.	WR	8	37	728	6	91.0
41. Brandon Hazenberg, Linfield	Sr.	WR	11	57	997	8	90.6
42. Jim Jordan, Wilkes	Jr.	WR	9	50	814	5	90.4
43. B.J. Holleran, Westfield St.	Sr.	WR	9	61	809	5	89.9
44. Sherman Gant, North Park	Jr.	WR	10	52	888	2	88.8
45. Matt Fragodt, Minn.-Morris	Fr.	WR	9	50	799	7	88.8
46. Derek Stanley, Wis.-Whitewater	Jr.	RB	15	52	1,328	16	88.5
47. Ricardo Lenhart, Otterbein	Sr.	WR	9	62	792	6	88.0
48. Vincent Sheperis, Western Conn. St.	Sr.	WR	10	53	877	11	87.7
49. Joe Cline, Alma	So.	WR	10	60	874	4	87.4
50. Peter Shaw, Albion	Jr.	WR	10	38	872	10	87.2
51. Michael Allan, Whitworth	Jr.	TE	8	36	693	15	86.6
52. Mark Colson, Huntingdon	Jr.	WR	9	54	772	9	85.8
53. Lucas Bauer, Heidelberg	Fr.	WR	10	53	851	5	85.1
Daunta Peterson, Dubuque	Sr.	WR	10	63	851	5	85.1
55. Kevin Miculcy, Western New Eng.	So.	WR	9	60	756	5	84.0
56. Ted Everson, Wis.-La Crosse	So.	WR	8	33	666	8	83.3
57. Evan Haffner, Monmouth (Ill.)	Jr.	WR	11	71	913	13	83.0
58. Lucas Dillon, Defiance	So.	TE	9	43	745	9	82.8
59. Dexter Falgoust, Louisiana Col.	Jr.	WR	9	49	743	7	82.6
60. Andy Wellendorf, Mt. St. Joseph	Sr.	WR	11	58	905	12	82.3
61. Brian Lee, Ohio Northern	Sr.	WR	10	42	822	6	82.2
62. Scott Casto, Mount Union	Sr.	WR	15	78	1,223	11	81.5
63. Antonio Guzzo, Salve Regina	Jr.	WR	7	43	570	4	81.4
64. Curt Christensen, Maranatha Baptist	Jr.	WR	9	56	731	4	81.2
65. Jim Leszczynski, Wis.-Whitewater	Fr.	WR	15	80	1,217	12	81.1
66. Joe Joyner, Guilford	So.	WR	10	57	803	8	80.3
67. Brendan McGowan, Rensselaer	So.	WR	10	66	799	9	79.9
68. Hyman Smith, Anderson (Ind.)	Sr.	WR	10	48	798	6	79.8
69. Ryan Bowman, Catholic	Jr.	WR	9	42	717	7	79.7
70. Jacob Dickert, Wis.-Stevens Point	Jr.	WR	10	47	786	4	78.6
71. Khalil Shareef, Randolph-Macon	Jr.	WR	10	76	783	2	78.3
72. Nick Korn, Lawrence	Sr.	WR	9	44	703	7	78.1
73. Jesse Wendt, Wis.-Stout	Jr.	WR	9	54	702	11	78.0
74. Mike Butler, WPI	So.	WR	9	50	700	3	77.8
Adam Clark, Centre	Jr.	WR	9	50	700	6	77.8
Kevin Vogelsang, MIT	Fr.	WR	9	54	700	2	77.8

Punting

Minimum 3.6 Punts Per Game

Rank	Name, Team	Cl.	Pos	G	Punts	Yds	Avg
1.	Hunter Hamrick, Mary Hardin-Baylor	Jr.	P	11	42	1,817	43.3
2.	Brendan Fulmer, Williams	Jr.	P/WR	8	33	1,409	42.7
3.	Jonathan Russell, Mississippi Col.	Jr.	P/K	10	57	2,421	42.5
4.	Brandon Stevens, Howard Payne	So.	P/LB	10	53	2,250	42.5
5.	Clint Rushing, Austin	Jr.	P/K	10	51	2,155	42.3
6.	Jesse Harms, Coast Guard	So.	P	9	57	2,397	42.1
7.	Nick Schlieman, Augsburg	Sr.	P	10	56	2,321	41.4
8.	Vinny Cosentino, Western Conn. St.	Fr.	P/QB	10	41	1,696	41.4
9.	Reggie Anthony, Greenville	Fr.	P/LB	10	50	2,059	41.2
10.	Jacob Thomas, Wittenberg	Sr.	P	9	44	1,806	41.0
11.	Aaron McLean, Millikin	So.	P/K	10	50	2,052	41.0
12.	Tom Rozzak, Wis.-Oshkosh	Sr.	P	10	55	2,254	41.0
13.	Jeff Gomulinski, Westminster (Mo.)	Sr.	P	10	62	2,513	40.5
14.	Luke Muellerleile, Carleton	Sr.	P/DB	10	48	1,930	40.2
15.	Jason Black, Allegheny	So.	P/K	9	42	1,687	40.2
16.	Donovan Moore, Carthage	Jr.	P/DB	10	57	2,278	40.0
17.	Brant VerMeer, Central (Iowa)	Jr.	P/LB	11	65	2,593	39.9
18.	Tyler Jank, Claremont-M-S	Sr.	P/WR	9	52	2,072	39.8
19.	Blake Stambaugh, Defiance	Sr.	P	10	62	2,469	39.8
20.	Kevin Sofkiancs, Baldwin-Wallace	So.	P	10	53	2,108	39.8
21.	Mitch Schaeuble, Wis.-Eau Claire	So.	P	10	49	1,944	39.7
22.	Bob Forstrom, St. Norbert	Sr.	P/K	8	30	1,187	39.6
23.	Scott Green, Colorado Col.	So.	P/QB	10	40	1,582	39.6
24.	Matthew Adams, Carnegie Mellon	So.	P	9	48	1,893	39.4
25.	Bert Green, McMurry	Fr.	P/WR	10	37	1,457	39.4
26.	Bill Nelson, Simpson	So.	P/K	10	54	2,123	39.3
27.	Jeremy Seeton, East Tex. Baptist	Sr.	P/K	10	55	2,161	39.3
28.	Brian Paulk, La Verne	Sr.	P	9	48	1,879	39.1
29.	Marcis Pavars, Minn.-Morris	Jr.	P/K	10	53	2,073	39.1
30.	Josh Patterson, Augustana (Ill.)	Jr.	P/DB	12	46	1,797	39.1
31.	Todd Rhoden, Millsaps	Sr.	P	8	40	1,560	39.0
32.	Stuart Pohl, Redlands	Jr.	P/K	9	42	1,636	39.0
33.	Paul Fortman, St. Olaf	So.	P/K	10	39	1,518	38.9
34.	Brian Calderone, Case Reserve	So.	P/DL	10	57	2,208	38.7
35.	Kyle Chism, Louisiana Col.	Fr.	P	9	42	1,621	38.6
36.	Josh Rammacher, Alfred	So.	P/DB	11	46	1,771	38.5
37.	Adam Brossman, Lebanon Valley	So.	P/WR	10	38	1,462	38.5
38.	John Goss, Colby	Sr.	P/K	8	40	1,538	38.5
39.	Adam Pucylowski, North Central (Ill.)	Fr.	P/K	11	44	1,691	38.4
40.	Chris Kemmerer, Buena Vista	Jr.	P	10	73	2,789	38.2
41.	Cory Ohnesorge, Occidental	Sr.	P	10	39	1,484	38.1
42.	Matt Barcus, Chris. Newport	Fr.	P/K	10	39	1,482	38.0
43.	Jason Curry, Marietta	Jr.	P/WR	10	66	2,505	38.0
	Thomas Elbel, Texas Lutheran	Fr.	P	10	44	1,670	38.0
45.	Travis Frazier, Guilford	Jr.	P/K	10	37	1,400	37.8
46.	Nathan Palkovic, Monmouth (Ill.)	So.	P/K	11	48	1,810	37.7
47.	Blake Smith, Neb. Wesleyan	So.	P	10	57	2,149	37.7
48.	Josh Benjamin, Franklin	Sr.	P	10	40	1,508	37.7
49.	Bryan Prichard, Salisbury	So.	P	11	42	1,581	37.6
50.	Mike Tomlinson, Oberlin	Jr.	P/K	10	54	2,031	37.6
51.	Jovin Krall, Wis.-River Falls	Jr.	P	10	47	1,765	37.6
52.	Ben Scott, Johns Hopkins	Jr.	P	11	70	2,627	37.5
53.	Mike Mahoney, Springfield	So.	P/DL	9	39	1,460	37.4
54.	Seth Burkholder, Bluffton	Sr.	P/K	10	52	1,940	37.3
55.	Ryan Prochnow, Wis.-Stevens Point	Sr.	P	10	55	2,051	37.3
56.	Timothy Coughlin, Trinity (Conn.)	Sr.	P/WR	8	33	1,230	37.3
57.	Kyle Devlin, Wilkes	Sr.	P	11	69	2,569	37.2
58.	AJ Taucher, Wesleyan (Conn.)	So.	P/K	8	50	1,861	37.2
59.	Casey O'Bryant, Trinity (Tex.)	Jr.	P	10	41	1,526	37.2
60.	Mark Puchalski, Westfield St.	Sr.	P/RB	9	60	2,233	37.2
61.	Clinton Moran, Willamette	So.	P	9	50	1,856	37.1
62.	James Thurnes, Averett	Jr.	P	10	46	1,707	37.1
63.	Jake Reuter, Wesley	Jr.	P/K	14	53	1,966	37.1
64.	Gregory Herz, Whittier	Fr.	P	9	44	1,632	37.1
65.	Jesse Leonard, Juniata	Sr.	P	10	60	2,223	37.1
66.	Yancey Gordon, Huntingdon	Jr.	P	9	44	1,630	37.0
67.	Neil Smiley, Ohio Wesleyan	Sr.	P	10	53	1,963	37.0
68.	Chaz Moody, Washington-St. Louis	Jr.	P	10	62	2,292	37.0
69.	Jeremy Griffin, WPI	Sr.	P/K	9	52	1,922	37.0
70.	John Sims, Otterbein	Sr.	P/K	10	40	1,478	37.0
71.	Mike Elias, Bethany (W.V.)	Jr.	P/TE	10	65	2,398	36.9
72.	Jonathan Tefft, Husson	So.	P/DB	7	30	1,106	36.9
73.	Brandon Gresham, Menlo	Fr.	P/K	10	51	1,879	36.8
74.	Ken Lackscheide, Olivet	Sr.	P	10	38	1,399	36.8
75.	Aaron Toly, Wheaton (Ill.)	Sr.	P/K	10	42	1,541	36.7

Field Goals Per Game

Rank	Name, Team	Cl.	Pos	G	FG	FGA	FG/Gm
1.	Geoff Troy, Merchant Marine	Fr.	K	10	18	21	1.8
2.	Sean Conway, Redlands	Fr.	K	9	12	17	1.3
3.	James Spencer, Adrian	Jr.	K	10	13	15	1.3
4.	Matt Spitz, Capital	So.	K	11	14	16	1.3
5.	Matt Denny, Carthage	So.	K	10	12	18	1.2
	Tom Gabriel, Worcester St.	Sr.	K/WR	10	12	19	1.2
7.	Ben Scott, Johns Hopkins	Jr.	K/P	11	13	21	1.2
8.	Chris Castillo, Westminster (Pa.)	Sr.	K	9	10	15	1.1
	Connor Pearce, Cal Lutheran	So.	K/WR	9	10	16	1.1
10.	Vincent Doffont, Montclair St.	Jr.	K	10	11	18	1.1
	Evan Larsen, Wis.-Stout	Sr.	K	10	11	14	1.1
12.	Mark Sedlock, Frostburg St.	Fr.	K	11	12	18	1.1
13.	Brock Boland, Salisbury	Sr.	K	11	11	14	1.0
	Andrew Day, Wheaton (Ill.)	Sr.	K	10	10	13	1.0
	Tommy Duff, Sul Ross St.	Jr.	K	10	10	15	1.0
	Paul Fortman, St. Olaf	So.	K	10	10	13	1.0
	Brian Jachimek, Carroll (Wis.)	So.	K	9	9	13	1.0
	Zachary Mallove, Claremont-M-S	Fr.	K	9	9	13	1.0
	Mark Porter, Wittenberg	So.	K	9	9	14	1.0
	Mitch Schaeuble, Wis.-Eau Claire	So.	K/P	10	10	14	1.0
	Matt Stark, Dickinson	Fr.	K/P	9	9	14	1.0
22.	Brian Balzerini, Albion	Jr.	K	11	10	17	0.9
23.	Kelly Altman, Trinity (Tex.)	Sr.	K/DB	10	9	11	0.9
	Jay Leonard, McDaniel	Fr.	K/WR	10	9	14	0.9
	Ben Long, Wash. & Lee	Jr.	K	10	9	15	0.9
	Andy Milligan, Wooster	So.	K	10	9	15	0.9
	Reggie Moore, Randolph-Macon	Jr.	K	10	9	12	0.9
	Lucas Raschke, Wis.-Oshkosh	So.	K	10	9	19	0.9
	Holt Storrer, Texas Lutheran	So.	K	10	9	11	0.9
	Hunter Tigert, Rhodes	Sr.	K	10	9	14	0.9
31.	Thomas Joraanstad, Occidental	Jr.	K	9	8	11	0.9
	Cody Lange, Huntingdon	Fr.	K	9	8	11	0.9
33.	Brendan Fulmer, Williams	Jr.	K/WR	8	7	10	0.9
34.	Brett Kitenplon, Ithaca	Jr.	K	11	9	15	0.8
	Brian Reckenbeil, Moravian	Fr.	K	11	9	13	0.8
36.	Michael Chaulk, Wis.-Whitewater	Sr.	K	15	12	16	0.8
	Joe Greenley, Loras	Jr.	K	10	8	13	0.8
	Dan Heldmann, Wis.-Stevens Point	Sr.	K	10	8	11	0.8
	Justin Hunwick, Olivet	Sr.	K	10	8	10	0.8
	Adam Lanctot, Brockport St.	Jr.	K/P	10	8	9	0.8
	Ben Popson, Waynesburg	Jr.	K	10	8	13	0.8
	Mike Rabasca, FDU-Florham	Jr.	K	10	8	12	0.8
	Chris Reynolds, Alfred	So.	K	10	8	11	0.8
	Jeremy Seeton, East Tex. Baptist	Sr.	K	10	8	14	0.8
	Mike Tomlinson, Oberlin	Jr.	K	10	8	14	0.8
	Kyle Wickwire, Luther	Sr.	K	10	8	10	0.8
	Derek Ziders, Cortland St.	So.	K	10	8	13	0.8
	Mike Zimmerman, Mount Union	So.	K	15	12	19	0.8
49.	Michael Blanchfield, Utica	Jr.	K	9	7	7	0.8
	Spasimir Bodurski, Wis.-River Falls	Jr.	K	9	7	14	0.8
	David Lieberman, Coast Guard	So.	K	9	7	10	0.8
	Nick Little, St. Lawrence	Sr.	K	9	7	12	0.8
	Kyle Mai, Concordia (Wis.)	So.	K	9	7	11	0.8
54.	Matias Spahn, Rowan	So.	K/LB	13	10	14	0.8
55.	Justin Roemer, Amherst	Sr.	K/LB	8	6	11	0.8
	Kevin Swinarski, Trinity (Conn.)	Jr.	K	8	6	8	0.8
57.	Michael Herzberger, Coe	Jr.	K	11	8	12	0.7
	Kyle Sidebotham, Wash. & Jeff.	Jr.	K	11	8	13	0.7
59.	Ben Aguilar, North Central (Ill.)	Jr.	K	10	7	14	0.7
	Matt Baney, Ursinus	Sr.	K/P	10	7	12	0.7
	Nathaniel Greenstein, Carnegie Mellon	Jr.	K	10	7	11	0.7
	Jordan Grube, Muhlenberg	So.	K	10	7	12	0.7
	Patrick Larkin, Methodist	Jr.	K	10	7	13	0.7
	John Sims, Otterbein	Sr.	K	10	7	13	0.7
	Dave Talenda, John Carroll	Sr.	K	10	7	8	0.7
	Cory Wright, Rose-Hulman	Sr.	K	10	7	11	0.7
	Beau Zoeller, Franklin	So.	K	10	7	8	0.7
68.	Bryan Althouse, Lawrence	So.	K	9	6	8	0.7
	Matt Bicocca, Willamette	So.	K	9	6	8	0.7
	Chris Carlton, Wesley	K	12	8	14	0.7	
	Chad Finley, Wabash	So.	K	12	8	10	0.7
	Jeremy Griffin, WPI	Sr.	K	9	6	7	0.7
	Brian Halverson, Concordia-M'head	Sr.	K	12	8	14	0.7
	Kyle Kruse, Mississippi Col.	Fr.	K	9	6	8	0.7
	Dave Rinderknecht, La Verne	Sr.	K	9	6	13	0.7
	Jake Schwartz, Martin Luther	So.	K/DB	9	6	8	0.7

STATISTICAL LEADERS

Total Offense

Rank	Name, Team	Cl.	Pos	G	Plays	Yds	Yds/Gm
1.	Wesley Cooper, Louisiana Col.	Sr.	QB	9	504	3,415	379.4
2.	J.D. Ricca, Hampden-Sydney	Sr.	QB	10	461	3,748	374.8
3.	Brett Elliott, Linfield	Sr.	QB	11	423	4,088	371.6
4.	Josh Vogelbach, Guilford	Fr.	QB	10	538	3,638	363.8
5.	Josh Brehm, Alma	Jr.	QB	10	567	3,589	358.9
6.	Andy Collins, Occidental	So.	QB	10	428	3,412	341.2
7.	Joel Clark, Whitworth	Jr.	QB	8	334	2,668	333.5
8.	Keith Ricca, Catholic	Fr.	QB	10	525	3,311	331.1
9.	Kam Kniss, North Central (Ill.)	Jr.	QB	11	463	3,592	326.5
10.	Rick Webster, Hanover	Sr.	QB	10	503	3,198	319.8
11.	Adam Knoblauch, Delaware Valley	Sr.	QB	13	556	4,044	311.1
12.	Ty Sellers, McMurry	Sr.	QB	10	449	3,107	310.7
13.	Chris Maine, Pacific Lutheran	Jr.	QB	9	349	2,750	305.6
14.	Jason Boltus, Hartwick	Fr.	QB	10	419	3,050	305.0
15.	Chris Edwards, Wash. & Jeff.	Sr.	QB	11	405	3,348	304.4
16.	Steve Wasil, Albion	Sr.	QB	11	384	3,265	296.8
17.	Russ Harbaugh, Wabash	Sr.	QB	12	471	3,504	292.0
18.	Jason Wilsey, St. Olaf	Sr.	QB	10	349	2,837	283.7
19.	Sean Salinas, Texas Lutheran	Sr.	QB	9	405	2,551	283.4
20.	Jermar Jackson, Dubuque	So.	QB	10	589	2,833	283.3
21.	Austin Davidson, Sul Ross St.	So.	QB	10	455	2,773	277.3
22.	Adam Johnson, Howard Payne	Jr.	QB	10	437	2,756	275.6
23.	Rafael Sanchez, Kenyon	So.	QB	10	446	2,723	272.3
24.	Jimmy Robertson, Rensselaer	Fr.	QB	9	389	2,446	271.8
25.	Chris Ronchetti, Methodist	Sr.	QB	10	329	2,714	271.4
26.	Mike Lomas, Widener	Sr.	QB	11	448	2,950	268.2
27.	Doug Phillips, John Carroll	Sr.	QB	10	332	2,673	267.3
28.	John Port, Albright	Sr.	QB	10	455	2,663	266.3
29.	Tony Marotti, Union (N.Y.)	Jr.	QB	12	444	3,145	262.1
30.	Chris Warrick, Wesley	Jr.	QB	14	470	3,655	261.1
31.	Andy TeKippe, Coe	So.	QB	10	409	2,570	257.0
32.	Michael Jorris, Mount Union	Jr.	QB	15	455	3,853	256.9
33.	Joshua Scurlck, Whittier	So.	QB	9	405	2,307	256.3
34.	Brian Guerrero, La Verne	Jr.	QB	8	342	2,050	256.3
35.	Paul Stelzer, Otterbein	So.	QB	10	413	2,542	254.2
36.	Josh Felicetti, Ithaca	Sr.	QB	11	364	2,773	252.1
37.	Greg Twardy, Wash. & Lee	Sr.	QB	10	369	2,503	250.3

Rank	Name, Team	Cl.	Pos	G	Plays	Yds	Yds/Gm
38.	Adam Shaffer, Mississippi Col.	Fr.	QB	9	395	2,251	250.1
39.	Mitch Tanney, Monmouth (Ill.)	Sr.	QB	11	385	2,750	250.0
40.	Dan Kelly, Lebanon Valley	Jr.	QB	10	346	2,493	249.3
41.	Kyle Gillum, Principia	Sr.	QB	9	495	2,220	246.7
42.	Alex Kofoed, St. John's (Minn.)	So.	QB	12	425	2,940	245.0
43.	Justin Jacobs, Wis.-Whitewater	Jr.	QB	15	478	3,667	244.5
44.	Mike Mikolaichik, Buffalo St.	Sr.	QB	9	436	2,193	243.7
45.	Danny Jones, Cal Lutheran	So.	QB	9	323	2,181	242.3
46.	Jeff Karschnik, Minn.-Morris	So.	QB	10	441	2,391	239.1
47.	Chris Rogers, Carroll (Wis.)	So.	QB	10	372	2,367	236.7
48.	Rocky Pentello, Capital	Sr.	QB	13	487	3,057	235.2
49.	Tyler Ball, Randolph-Macon	So.	QB	10	484	2,350	235.0
50.	Ryan Maiuri, Lakeland	Sr.	QB	11	392	2,579	234.5
51.	Joe DiMeglio, Western Conn. St.	Sr.	QB	10	389	2,337	233.7
52.	Chris Kudyba, Elmhurst	So.	QB	10	398	2,321	232.1
53.	Darrell Satterfield, Thiel	Sr.	QB	12	391	2,785	232.1
54.	Chris Barnic, King's (Pa.)	Sr.	QB	10	331	2,319	231.9
55.	Adam Quirk, Ohio Northern	Jr.	QB	10	299	2,315	231.5
56.	Sean Pfalzer, Grinnell	Jr.	QB	9	443	2,061	229.0
57.	Larry Cappetto, Denison	Sr.	QB	10	345	2,286	228.6
58.	Eric Aspenson, Lawrence	Jr.	QB	8	304	1,813	226.6
59.	Justin Roberson, Greensboro	Jr.	QB	10	462	2,263	226.3
60.	Brett Borchart, Wis.-Stevens Point	Jr.	QB	10	370	2,245	224.5
61.	Joe Schwander, Hope	Sr.	QB	10	412	2,232	223.2
62.	Todd Parsons, Averett	Sr.	QB	9	332	1,997	221.9
63.	Adam Camobreco, Bridgewater St.	Sr.	QB	10	305	2,200	220.0
64.	Nicholas Suchyna, St. John Fisher	Jr.	QB	11	350	2,417	219.7
65.	Joe DeCræene, Manchester	Jr.	QB	9	386	1,977	219.7
66.	Dan Huff, FDU-Florham	Jr.	QB	10	358	2,189	218.9
67.	Mike Haehn, North Park	Sr.	QB	10	439	2,184	218.4
68.	Cameron Hummel, Rose-Hulman	Jr.	QB	10	366	2,177	217.7
69.	Tom Kudyba, Ill. Wesleyan	Sr.	QB	9	436	1,946	216.2
70.	Randy Hutchison Jr., Adrian	Sr.	QB	10	339	2,120	212.0
71.	Richard Mancuso, MIT	Fr.	QB	7	300	1,482	211.7
72.	Shaun Manning, Eureka	Jr.	QB	9	431	1,904	211.6
73.	Matt Rinklin, Chicago	Jr.	QB	9	292	1,899	211.0
74.	John Schumann, Wis.-La Crosse	Jr.	QB	9	256	1,881	209.0
75.	Chris McKee, Anderson (Ind.)	Jr.	QB	8	254	1,671	208.9

All-Purpose Running

Rank	Name, Team	Cl.	Pos	G	Rush Yds	Rec Yds	Punt Ret Yds	KO Ret Yds	Int Ret Yds	Total Yds	Yds/Gm
1.	Lindy Crea, Hartwick	So.	RB	10	1,115	581	0	583	0	2,279	227.9
2.	Nick Bublavi, Catholic	Sr.	WR	10	6	1,797	35	106	0	1,944	194.4
3.	Denny Kimmel, Anderson (Ind.)	Jr.	RB	8	1,308	221	0	0	0	1,529	191.1
4.	Brian Wise, Brockport St.	Sr.	RB	10	567	520	298	507	0	1,892	189.2
5.	Antwan Harris, Mount Ida	Jr.	RB	10	1,370	58	0	358	0	1,786	178.6
6.	Andy Moriarty, Wis.-Oshkosh	So.	RB	9	1,349	256	0	0	0	1,605	178.3
7.	Aaron Krepps, Wash. & Jeff.	Sr.	WR	11	89	1,100	314	443	0	1,946	176.9
8.	James Reile, St. John Fisher	Jr.	RB	11	1,235	244	35	396	0	1,910	173.6
9.	Justin Beaver, Wis.-Whitewater	Jr.	RB	14	2,420	0	0	0	0	2,420	172.9
10.	Ian Wightman, Principia	Sr.	WR	9	107	698	10	714	16	1,545	171.7
11.	Javon Williams, N.C. Wesleyan	So.	RB	8	836	258	0	271	0	1,365	170.6
12.	Don Thibodeau, Maine Maritime	Sr.	RB	9	1,531	0	0	0	0	1,531	170.1
13.	Tom Arcidiacono, Union (N.Y.)	Jr.	RB	12	1,954	62	0	0	0	2,016	168.0
14.	P.J. Theisen, St. Thomas (Minn.)	Jr.	WR	9	57	998	91	359	0	1,505	167.2
15.	Chris Schubert, Oberlin	So.	WR	10	102	767	180	614	0	1,663	166.3
16.	Phil Porta, Bethel (Minn.)	Jr.	RB	10	1,559	75	0	0	0	1,634	163.4
17.	Jay Bernardo, Rensselaer	Jr.	RB	10	1,422	201	0	0	0	1,623	162.3
18.	Tristan Murray, Wittenberg	Sr.	RB	10	1,244	307	0	64	0	1,615	161.5
19.	Matt Kehl, Wis. Lutheran	Jr.	WR	10	1,285	282	0	0	0	1,567	156.7
20.	Brandon Tugmon, Manchester	Sr.	WR	9	33	680	75	622	0	1,410	156.7
21.	Torrey Lowe, Greensboro	So.	WR	10	333	756	0	471	0	1,560	156.0
22.	Doug Blakowski, Hobart	Jr.	RB	11	1,364	171	0	166	0	1,701	154.6
23.	Steve Kasprzak, Worcester St.	Jr.	RB	8	587	285	37	327	0	1,236	154.5
24.	Cody Hoegh, Neb. Wesleyan	Sr.	RB	10	1,185	294	0	58	0	1,537	153.7
25.	Rory Lee, Puget Sound	Jr.	RB	9	1,229	103	0	48	0	1,380	153.3
26.	Brenden Kavey, Bridgewater St.	Sr.	RB	10	1,400	130	0	0	0	1,530	153.0
27.	John Ortiz, King's (Pa.)	Jr.	RB	10	1,238	152	0	127	0	1,517	151.7
28.	Lee Rankinen, Beloit	Jr.	RB	10	1,434	76	0	0	0	1,510	151.0
29.	Sean Buggiey, Westminster (Pa.)	Sr.	RB	10	878	101	0	527	0	1,506	150.6
30.	Manny Myers, Earlham	So.	RB	10	900	211	38	355	0	1,504	150.4
31.	Travis Sleight, Olivet	Sr.	RB	10	1,108	220	0	170	0	1,498	149.8
32.	Kyle Wilson, Averett	Jr.	RB	10	1,316	104	0	75	0	1,495	149.5
33.	Mark Hannon, Amherst	Jr.	WR	8	250	516	185	234	0	1,185	148.1
34.	Micah Rushing, Guilford	Jr.	WR	10	54	930	0	497	0	1,481	148.1
35.	Neil Suckow, Coe	So.	RB	11	387	716	247	274	0	1,624	147.6
36.	Joshua Simpson, Hampden-Sydney	Fr.	WR	10	729	436	0	300	0	1,465	146.5
37.	Ben Dodds, Bluffton	Sr.	RB	9	1,090	209	0	10	0	1,309	145.4

Rank	Name, Team	Cl.	Pos	G	Rush Yds	Rec Yds	Punt Ret Yds	KO Ret Yds	Int Ret Yds	Total Yds	Yds/Gm
38.	Noah Fehrenbach, St. John Fisher ..	Sr.	WR	11	95	1,180	288	35	0	1,598	145.3
39.	Evan Haffner, Monmouth (Ill.)	Jr.	WR	11	47	913	285	351	0	1,596	145.1
40.	Khalee Prothro, Widener	Fr.	RB	11	877	520	0	176	0	1,573	143.0
	Mike Steinmetz, Concordia (Wis.) ..	Jr.	WR	8	461	170	190	323	0	1,144	143.0
42.	Terrel Mulford, Ferrum	Sr.	RB	11	1,079	91	0	401	0	1,571	142.8
43.	R.J. Jackson, Carleton	So.	RB	10	713	202	142	339	0	1,396	139.6
44.	Brandon Chambers, Thiel.....	Sr.	WR	11	12	1,388	31	104	0	1,535	139.5
45.	RoShawn Johnson, East Tex. Baptist ..	Jr.	RB	10	618	436	0	338	0	1,392	139.2
46.	Duane Ehredt Jr., Juniata	Jr.	RB	9	1,204	46	0	0	0	1,250	138.9
47.	Jared May, Hardin-Simmons	Sr.	WR	10	68	682	292	332	0	1,374	137.4
48.	Joe Cline, Alma	So.	WR	10	0	874	16	475	0	1,365	136.5
49.	Marcus Washington, Bridgewater (Va.).....	Sr.	RB	11	915	181	0	404	0	1,500	136.4
50.	Chris Barnette, Guilford	Jr.	WR	10	-10	1,369	0	0	0	1,359	135.9
51.	Immanuel Mills, Concordia (Wis.)....	Sr.	RB	9	1,143	79	0	0	0	1,222	135.8
52.	Jack Martin, Wash. & Lee.....	So.	WR	10	2	1,353	0	0	0	1,355	135.5
53.	Hyman Smith, Anderson (Ind.).....	Sr.	WR	10	129	798	62	363	0	1,352	135.2
54.	Peter Ereg, MacMurray.....	Sr.	RB	10	1,257	89	0	0	0	1,346	134.6
55.	Steve Angeletta, Union (N.Y.)	Jr.	WR	12	1	1,612	0	0	0	1,613	134.4
56.	Nathan Wallick, Millikin.....	Jr.	RB	10	1,251	77	0	0	0	1,328	132.8
57.	Jesse Schmidt, Buena Vista.....	Sr.	WR	10	0	1,008	78	239	0	1,325	132.5
58.	Kyle Perry, Grinnell	So.	WR	10	9	691	77	539	0	1,316	131.6
59.	Quentin Brock, Willamette	Sr.	RB	9	884	89	0	211	0	1,184	131.6
60.	Bryce Crocker, Carroll (Wis.)	So.	RB	10	1,107	208	0	0	0	1,315	131.5
61.	Mike Butler, WPI.....	So.	WR	9	24	700	173	283	0	1,180	131.1
	Andy Reese, Wis.-Stout.....	So.	RB	9	979	158	0	43	0	1,180	131.1
63.	Casey Meehan, St. Norbert	Sr.	RB	10	1,108	191	10	0	0	1,309	130.9
64.	Jeff Hughley, Averett.....	Jr.	WR	10	6	940	231	131	0	1,308	130.8
65.	Mat Lambourn, Alma.....	Sr.	RB	10	1,014	293	0	0	0	1,307	130.7
66.	Chase Reed, Pacific Lutheran	So.	WR	9	333	685	74	83	0	1,175	130.6
67.	Nathan Anderson, Wis.-River Falls....	So.	RB	10	1,265	36	0	0	0	1,301	130.1
	Matt Bielecki, Rochester	So.	RB	10	1,124	177	0	0	0	1,301	130.1
69.	P.J. Williams, Mary Hardin-Baylor ..	Sr.	WR	11	16	575	592	245	0	1,428	129.8
70.	Ryan Abels, Waynesburg	Jr.	RB	10	1,299	-4	0	0	0	1,295	129.5
71.	Leroy Satchell Jr., Salisbury	Sr.	RB	10	1,250	34	0	0	0	1,284	128.4
72.	Gerard Festa, Endicott	Jr.	RB	10	1,133	150	0	0	0	1,283	128.3
73.	Drew Smith, Hampden-Sydney	So.	WR	10	-5	1,284	0	0	0	1,279	127.9
	Tom Sturges, Gettysburg.....	So.	RB	10	1,185	59	0	35	0	1,279	127.9
75.	Justin Alexander, Colorado Col.	Fr.	RB	10	453	154	0	671	0	1,278	127.8

STATISTICAL LEADERS

Scoring

Rank	Name, Team	Cl.	Pos	G	TD	PAT	2PT	FG	Pts	Pts/Gm
1.	Matt Willis, Hartwick	Sr.	WR	10	22	0	0	0	132	13.2
2.	Brenden Kavey, Bridgewater St.	Sr.	RB	10	21	0	2	0	128	12.8
3.	Casey Allen, Linfield	Sr.	WR	11	22	0	0	0	132	12.0
	R.J. Meadows, Ohio Northern	Fr.	RB	10	20	0	0	0	120	12.0
	Javon Williams, N.C. Wesleyan.....	So.	RB	8	16	0	0	0	96	12.0
6.	Jay Bernardo, Rensselaer	Jr.	RB	10	19	0	0	0	114	11.4
7.	Jeremiah Marks, DePauw	So.	RB	9	17	0	0	0	102	11.3
8.	Michael Allan, Whitworth	Jr.	TE	8	15	0	0	0	90	11.3
9.	Aaron Krepps, Wash. & Jeff.	Sr.	WR	11	20	0	2	0	122	11.1
10.	Brendan Fulmer, Williams	Jr.	WR	8	8	19	0	7	88	11.0
11.	James Reile, St. John Fisher	Jr.	RB	11	20	0	0	0	120	10.9
	Neil Suckow, Coe	So.	RB	11	20	0	0	0	120	10.9
	Marcus Washington, Bridgewater (Va.)....	Sr.	RB	11	20	0	0	0	120	10.9
14.	Don Thibodeau, Maine Maritime	Sr.	RB	9	15	0	8	0	98	10.9
15.	Lindy Crea, Hartwick	So.	RB	10	18	0	0	0	108	10.8
	Bryce Crocker, Carroll (Wis.).....	So.	RB	10	18	0	0	0	108	10.8
	Casey Meehan, St. Norbert	Sr.	RB	10	18	0	0	0	108	10.8
	Leroy Satchell Jr., Salisbury.....	Sr.	RB	10	18	0	0	0	108	10.8
19.	Justin Beaver, Wis.-Whitewater	Jr.	RB	14	24	0	2	0	146	10.4
20.	Lee Rankinen, Beloit	Jr.	RB	10	17	0	2	0	104	10.4
21.	Stephen Minton, Thiel	So.	RB	11	19	0	0	0	114	10.4
22.	Chris Clay, Adrian	Sr.	RB	10	17	0	0	0	102	10.2
	Tristan Murray, Wittenberg	Sr.	RB	10	17	0	0	0	102	10.2
24.	Tom Arcidiacono, Union (N.Y.)	Jr.	RB	12	20	0	0	0	120	10.0
	Doug Blakowski, Hobart	Jr.	RB	11	18	0	2	0	110	10.0
26.	Mike Lovell, Mt. St. Joseph	Jr.	RB	11	18	0	0	0	108	9.8
	Corey Weber, St. John's (Minn.).....	Sr.	RB	11	18	0	0	0	108	9.8
28.	Chris Sharpe, Springfield	So.	QB	9	14	0	4	0	88	9.8
29.	Chris Barnette, Guilford	Jr.	WR	10	15	0	6	0	96	9.6
	Josh Jones, Occidental	Sr.	WR	10	16	0	0	0	96	9.6
	Charlie Key, Rose-Hulman	Sr.	RB	10	16	0	0	0	96	9.6
	Travis Sivek, Carnegie Mellon	So.	RB	10	16	0	0	0	96	9.6
	Tyke Spencer, North Central (Ill.)	Sr.	WR	10	16	0	0	0	96	9.6
34.	Chase Reed, Pacific Lutheran.....	So.	WR	9	14	0	2	0	86	9.6
35.	Adam Brossman, Lebanon Valley.....	So.	WR	10	15	0	4	0	94	9.4
36.	Chris Ronchetti, Methodist	Sr.	QB	10	14	0	8	0	92	9.2
37.	Nick Bublavi, Catholic	Sr.	WR	10	15	0	0	0	90	9.0
	Peter Ereg, MacMurray	Sr.	RB	10	15	0	0	0	90	9.0

Rank	Name, Team	Cl.	Pos	G	TD	PAT	2PT	FG	Pts	Pts/Gm
	Cody Hoegh, Neb. Wesleyan	Sr.	RB	10	15	0	0	0	90	9.0
	Jack Martin, Wash. & Lee	So.	WR	10	15	0	0	0	90	9.0
	Kyle Wilson, Averett	Jr.	RB	10	15	0	0	0	90	9.0
42.	Brandon Chambers, Thiel	Sr.	WR	11	16	0	2	0	98	8.9
43.	Noah Fehrenbach, St. John Fisher	Sr.	WR	11	16	0	0	0	96	8.7
	Vance Schuring, Central (Iowa)	Jr.	RB	11	16	0	0	0	96	8.7
45.	Jon Branche, Rensselaer	Jr.	TE	10	14	0	2	0	86	8.6
46.	Pierre Garcon, Mount Union	So.	WR	12	17	0	0	0	102	8.5
47.	John Ortiz, King's (Pa.)	Jr.	RB	10	14	0	0	0	84	8.4
	Nathan Wallick, Millikin	Jr.	RB	10	14	0	0	0	84	8.4
49.	Terrel Mulford, Ferrum	Sr.	RB	11	15	0	2	0	92	8.4
50.	Mario Tarquinio, Allegheny	Jr.	RB	8	11	0	0	0	66	8.3
51.	Evan Haffner, Monmouth (Ill.)	Jr.	WR	11	15	0	0	0	90	8.2
52.	Jordan Capitanio, Western New Eng.	Fr.	RB	9	12	0	0	0	72	8.0
	Jeff Hughley, Averett	Jr.	WR	10	13	0	2	0	80	8.0
	Joshua Simpson, Hampden-Sydney	Fr.	WR	10	13	0	2	0	80	8.0
	Kevin Williamson, Concordia-M'head	Jr.	RB	12	16	0	0	0	96	8.0
56.	James Spencer, Adrian	Jr.	K	10	0	40	0	13	79	7.9
57.	Dante Daniels, Monmouth (Ill.)	Fr.	RB	10	13	0	0	0	78	7.8
	Paul Fortman, St. Olaf	So.	K	10	0	48	0	10	78	7.8
	Drew Smith, Hampden-Sydney	So.	WR	10	13	0	0	0	78	7.8
60.	Mike Zimmerman, Mount Union	So.	K	15	0	79	0	12	115	7.7
61.	Brock Boland, Salisbury	Sr.	K	11	0	51	0	11	84	7.6
62.	Jay Higgins, St. Olaf	So.	RB	10	12	0	4	0	76	7.6
	Justin Jackson, Maryville (Tenn.)	So.	WR	10	12	0	4	0	76	7.6
64.	Thomas Joraanstad, Occidental	Jr.	K	9	0	44	0	8	68	7.6
	Connor Pearce, Cal Lutheran	So.	WR	9	0	38	0	10	68	7.6
66.	Mark Hannon, Amherst	Jr.	WR	8	10	0	0	0	60	7.5
	Quinton Jones, Hardin-Simmons	Jr.	RB	8	10	0	0	0	60	7.5
	Denny Kimmel, Anderson (Ind.)	Jr.	RB	8	10	0	0	0	60	7.5
69.	Ben Bascon, Bridgewater St.	Jr.	WR	10	12	0	2	0	74	7.4
	Winston Young, Bridgewater (Va.)	Jr.	RB	10	12	0	2	0	74	7.4
71.	Chris Carlton, Wesley	Sr.	K	12	0	64	0	8	88	7.3
	Immanuel Mills, Concordia (Wis.)	Sr.	RB	9	11	0	0	0	66	7.3
	Jesse Wendt, Wis.-Stout	Jr.	WR	9	11	0	0	0	66	7.3
74.	Michael Chaulk, Wis.-Whitewater	Sr.	K	15	0	73	0	12	109	7.3
75.	Brian Jachimek, Carroll (Wis.)	So.	K	9	0	38	0	9	65	7.2

Total Tackles

Rank	Name, Team	Cl.	Pos	G	Solo	Asst	TT	TT/Gm
1.	Bryan Meuse, Nichols	Jr.	DB	9	72	71	143	15.9
2.	Mike Matson, Augsburg	Jr.	LB	10	75	81	156	15.6
3.	Andrew Ubbelohde, St. Thomas (Minn.)	Sr.	LB	9	65	69	134	14.9
4.	Mark Carlisle, Thomas More	Sr.	LB	10	53	94	147	14.7
5.	Adam Neiffer, Beloit	Sr.	LB	10	39	100	139	13.9
6.	Ron Ringgold, McDaniel	Sr.	LB	10	72	64	136	13.6
7.	Taylor Kroger, Augsburg	Sr.	LB	10	54	80	134	13.4
8.	Taz Wallace, Adrian	Jr.	LB	10	61	72	133	13.3
9.	Eugene Lang, St. John Fisher	Jr.	LB	11	65	78	143	13.0
10.	Jeremy Lachmann, Colorado Col.	Jr.	DB	10	85	42	127	12.7
11.	Chris Gustafson, Cornell College	So.	LB	10	59	66	125	12.5
12.	Gene Janke, Wis.-La Crosse	Sr.	LB	9	40	70	110	12.2
13.	Larry Pirolo, MacMurray	Jr.	LB	10	74	47	121	12.1
	John Walther, Brockport St.	Sr.	LB	10	36	85	121	12.1
15.	Andrew Lehn, Central (Iowa)	So.	LB	11	74	59	133	12.1
16.	Lenny Radtke, North Central (Ill.)	Sr.	LB	11	72	60	132	12.0
	Tim Goetz, Bethany (W.V.)	Sr.	LB	10	45	75	120	12.0
18.	Tim Burns, Macalester	Sr.	DB	9	56	51	107	11.9
19.	Coleman Hutzler, Middlebury	Sr.	LB	8	35	60	95	11.9
20.	Kieran Johnson, Otterbein	So.	LB	10	53	64	117	11.7
21.	Leo Martin, Grinnell	Sr.	LB	10	43	73	116	11.6
22.	Aaron Lewis, Carnegie Mellon	Jr.	DB	10	61	54	115	11.5
	Jared Sieling, Gust. Adolphus	So.	LB	10	60	55	115	11.5
24.	Andrew Kruse, Martin Luther	Sr.	LB	9	52	51	103	11.4
25.	Casey McConnell, Kenyon	Sr.	LB	10	60	54	114	11.4
26.	Matthew Barbour, Pomona-Pitzer	Jr.	LB	9	55	47	102	11.3
	Jim Fennelly, Westfield St.	Sr.	LB	9	48	54	102	11.3
28.	Garron Edgington, Merchant Marine	So.	LB	10	72	41	113	11.3
29.	Tore Alaimo, King's (Pa.)	Sr.	LB	10	69	43	112	11.2
	Matt Johnson, Centre	So.	LB	10	66	46	112	11.2
31.	Todd Fairlie, Widener	Sr.	DB	11	76	47	123	11.2
32.	Adam Neitzel, Wis.-La Crosse	So.	LB	9	39	61	100	11.1
33.	Joe George, Baldwin-Wallace	Sr.	LB	10	41	70	111	11.1
34.	Kyle Prosser, Heidelberg	So.	LB	10	79	31	110	11.0
	Chris Kern, Simpson	Sr.	LB	10	34	76	110	11.0
36.	Peter Thomas, Juniata	Sr.	LB	10	59	50	109	10.9
	Dan Marsh, Beloit	Jr.	LB	10	35	74	109	10.9
38.	Shaun Kezer, Bowdoin	Sr.	LB	8	45	42	87	10.9

Rank	Name, Team	Cl.	Pos	G	Solo	Asst	TT	TT/Gm
39.	Meme Garza, Sul Ross St.	Jr.	LB	10	49	59	108	10.8
	Sam McCullough, Bluffton	So.	LB	10	48	60	108	10.8
41.	Ben Leuthold, Coast Guard	Sr.	DB	9	65	32	97	10.8
	Phil Zakielarz, MIT	Sr.	LB	9	64	33	97	10.8
	Chris Davis, Claremont-MS	Jr.	DB	9	57	40	97	10.8
44.	Josh Deeter, Anderson (Ind.)	So.	DB	10	62	45	107	10.7
	Clayton Darlage, Franklin	Sr.	LB	10	54	53	107	10.7
	Cody Pierce, Buena Vista	So.	LB	10	53	54	107	10.7
47.	Joey Furnari, Kenyon	Fr.	DB	10	77	29	106	10.6
48.	Kyle Fallweiler, Wilkes	So.	LB	11	84	32	116	10.5
49.	Andrew Madigan, Springfield	Jr.	LB	10	53	52	105	10.5
	Dave Bodger, Bates	Sr.	LB	8	52	32	84	10.5
51.	Justin Zigler, Monmouth (Ill.)	Sr.	LB	11	63	52	115	10.5
52.	Andy Tenney, Waynesburg	Sr.	DB	10	47	57	104	10.4
53.	Dave Donahue, Bowdoin	Jr.	DB	8	46	37	83	10.4
54.	Matt Guaragno, Western New Eng.	Jr.	LB	9	50	43	93	10.3
55.	Harold Barton, Gettysburg	Jr.	LB	10	62	41	103	10.3
	AJ Marry, Adrian	Jr.	DB	10	40	63	103	10.3
57.	Kyle Audette, Mass. Maritime	Fr.	LB	9	61	31	92	10.2
	Bryan Sandry, Maranatha Baptist	Sr.	LB	9	49	43	92	10.2
	Jeff Gibbs, Principia	So.	LB	9	40	52	92	10.2
	Adam Eichhorn, Cornell College	Sr.	LB	9	36	56	92	10.2
61.	Kirby Carr, Bethel (Minn.)	Jr.	DB	10	58	44	102	10.2
	J.R. Harriel, Greenville	Jr.	LB	10	53	49	102	10.2
63.	Ward Brady, Elmhurst	Jr.	LB	10	58	43	101	10.1
64.	Mike Gibbons, Mount Union	Sr.	LB	15	68	83	151	10.1
65.	Brandon Olson, Linfield	Sr.	LB	11	63	47	110	10.0
	Michael Thompson, Earlham	Sr.	LB	10	59	41	100	10.0
	Chad Otte, Wilmington (Ohio)	Jr.	DB	10	58	42	100	10.0
	Vance Murphy, Oberlin	Sr.	LB	10	54	46	100	10.0
	Lance Pickrell, Franklin	So.	LB	10	53	47	100	10.0
	Zach Huizing, Hope	Jr.	LB	10	46	54	100	10.0
	Cliff Anderson, Bethany (W.V.)	Jr.	LB	10	28	72	100	10.0
	Jack Junker, Muskingum	Jr.	LB	9	50	40	90	10.0
	Gary LaRussa, Redlands	Sr.	LB	9	47	43	90	10.0
	Jake Dearing, Texas Lutheran	Sr.	LB	9	41	49	90	10.0
75.	Mike Bleakley, Mass.-Dartmouth	Sr.	LB	10	52	47	99	9.9
	Rashaun West, Thomas More	Jr.	LB	10	49	50	99	9.9
	Brock Hall, Loras	So.	LB	10	40	59	99	9.9

Solo Tackles

Rank	Name, Team	Cl.	Pos	G	Solo Tack	ST/Gm
1.	Jeremy Lachmann, Colorado Col.	Jr.	DB	10	85	8.5
2.	Bryan Meuse, Nichols	Jr.	DB	9	72	8.0
3.	Kyle Prosser, Heidelberg	So.	LB	10	79	7.9
4.	Joey Furnari, Kenyon	Fr.	DB	10	77	7.7
5.	Kyle Fallweiler, Wilkes	So.	LB	11	84	7.6
6.	Mike Matsou, Augsburg	Jr.	LB	10	75	7.5
7.	Larry Pirolo, MacMurray	Jr.	LB	10	74	7.4
8.	Ben Leuthold, Coast Guard	Sr.	DB	9	65	7.2
9.	Andrew Ubbelohde, St. Thomas (Minn.)	Sr.	LB	9	65	7.2
10.	Garron Edgington, Merchant Marine	So.	LB	10	72	7.2
11.	Ron Ringgold, McDaniel	Sr.	LB	10	72	7.2
12.	Phil Zakielarz, MIT	Sr.	LB	9	64	7.1
13.	Todd Fairlie, Widener	Sr.	DB	11	76	6.9
14.	Tore Alaimo, King's (Pa.)	Sr.	LB	10	69	6.9
15.	Frank Famularo, Fitchburg St.	Sr.	LB	11	75	6.8
16.	Kyle Audette, Mass. Maritime	Fr.	LB	9	61	6.8
17.	Andrew Lehn, Central (Iowa)	So.	LB	11	74	6.7
18.	Siji Moore, Eureka	Sr.	DB	9	60	6.7
19.	Matt Johnson, Centre	So.	LB	10	66	6.6
20.	Lenny Radtke, North Central (Ill.)	Sr.	LB	11	72	6.5
21.	Dave Bodger, Bates	Sr.	LB	8	52	6.5
22.	Mike Pelkowski, Carthage	Sr.	LB	10	65	6.5
23.	Chris Davis, Claremont-M-S	Jr.	DB	9	57	6.3
24.	Dortanian Blount, Millikin	Sr.	LB	10	63	6.3
25.	Brian Hahn, Marietta	So.	LB	10	63	6.3
26.	Tim Burns, Macalester	Sr.	DB	9	56	6.2
27.	Luke Hermes, Eureka	Jr.	LB	9	56	6.2
28.	Harold Barton, Gettysburg	Jr.	LB	10	62	6.2
29.	Josh Deeter, Anderson (Ind.)	So.	DB	10	62	6.2
30.	Andy Howell, Wm. Paterson	Sr.	DB	10	62	6.2
31.	Marc Miller, Olivet	So.	LB	10	62	6.2
32.	DeRan Thomas, Olivet	So.	LB	10	62	6.2
33.	Tyler Henninger, Wilkes	Jr.	LB	11	68	6.2
34.	Matthew Barbour, Pomona-Pitzer	Jr.	LB	9	55	6.1
35.	Aaron Lewis, Carnegie Mellon	Jr.	DB	10	61	6.1
36.	Taz Wallace, Adrian	Jr.	LB	10	61	6.1
37.	Harlin Hickerson, Sewanee	Jr.	RB	10	60	6.0

Rank	Name, Team	Cl.	Pos	G	Solo Tack	ST/Gm
	Casey McConnell, Kenyon	Sr.	LB	10	60	6.0
	Joey Owens, Anderson (Ind.)	Sr.	DB	10	60	6.0
	Dan Robinson, Wis.-Stevens Point	Jr.	DL	10	60	6.0
	Jared Sieling, Gust. Adolphus	So.	LB	10	60	6.0
42.	Eugene Lang, St. John Fisher	Jr.	LB	11	65	5.9
43.	Dan Fallon, Plymouth St.	Jr.	DB	10	59	5.9
	Chris Gustafson, Cornell College	So.	LB	10	59	5.9
	Peter Thomas, Juniata	Sr.	LB	10	59	5.9
	Michael Thompson, Earlham	Sr.	LB	10	59	5.9
47.	Jason Banger, Concordia (Ill.)	Jr.	LB	10	58	5.8
	Ward Brady, Elmhurst	Jr.	LB	10	58	5.8
	Kirby Carr, Bethel (Minn.)	Jr.	DB	10	58	5.8
	Chad Otte, Wilmington (Ohio)	Jr.	DB	10	58	5.8
	Tim Rotenberry, North Park	Sr.	DB	10	58	5.8
	Nathan Smith, Gettysburg	Sr.	DB	10	58	5.8
53.	Matt Boudreau, WPI	Fr.	LB	9	52	5.8
	Andrew Kruse, Martin Luther	Sr.	LB	9	52	5.8
55.	Dave Donahue, Bowdoin	Jr.	DB	8	46	5.8
56.	Brandon Olson, Linfield	Sr.	LB	11	63	5.7
	Justin Zigler, Monmouth (Ill.)	Sr.	LB	11	63	5.7
58.	George Abele, Mount Ida	Jr.	LB	10	57	5.7
	Steve Butler, Albright	Sr.	DB	10	57	5.7
	Sam Jordan, Millikin	Fr.	LB	10	57	5.7
61.	Kevin Culbert, Frostburg St.	Sr.	DL	11	62	5.6
	Josh Ort, Linfield	Sr.	DB	11	62	5.6
63.	Mike Bracco, Colby	Sr.	DB	8	45	5.6
	Shaun Kezer, Bowdoin	Sr.	LB	8	45	5.6
	Brendan Murphy, Bowdoin	Jr.	DB	8	45	5.6
	John Regan, Bowdoin	Jr.	LB	8	45	5.6
67.	Matt Guaragno, Western New Eng.	Jr.	LB	9	50	5.6
	Jack Junker, Muskingum	Jr.	LB	9	50	5.6
69.	Brenton Brady, Alfred	Sr.	LB	11	61	5.5
	Padraic Timmons, Albion	Sr.	DB	11	61	5.5
71.	Blue Aldridge, Cornell College	Sr.	DB	10	55	5.5
	Eric Cook, Hanover	So.	LB	10	55	5.5
	Chris Decembrele, Tufts	Jr.	DL	8	44	5.5
	Dan Dohr, St. Norbert	So.	LB	10	55	5.5
	James McQuinn, Salve Regina	Jr.	DB	8	44	5.5
	Matt Schmidt, Juniata	So.	DB	10	55	5.5

Pass Sacks

Rank	Name, Team	Cl.	Pos	G	Solo Sack	Asst Sack	Sack Yds	Total Sacks	Sacks/Gm
1.	Kevin Culbert, Frostburg St.	Sr.	DL	11	16	2	134	17.0	1.5
2.	David Benton, Lakeland	Sr.	DL	9	10	4	88	12.0	1.3
3.	Terence Ryan, Bates	Jr.	DL	8	8	5	67	10.5	1.3
4.	Chris Pisani, Oberlin	So.	LB	10	11	4	65	13.0	1.3
5.	Rob Tamillow, Chicago	Sr.	DL	9	10	2	59	11.0	1.2
6.	Bryan Robinson, Wesley	So.	DL	14	15	3	119	16.5	1.2
7.	Ryan Schroeder, Principia	So.	DL	9	7	7	68	10.5	1.2
8.	Daniel Brunner, Rhodes	Sr.	DL	10	10	2	91	11.0	1.1
	Chad Glover, East Tex. Baptist	Jr.	DL	10	10	2	78	11.0	1.1
	Ryan Lewis, Baldwin-Wallace	Sr.	DL	10	10	2	68	11.0	1.1
11.	Adam Haas, Cortland St.	Jr.	DL	10	8	5	67	10.5	1.1
	Jason Ripke, Simpson	Sr.	DL	10	8	5	61	10.5	1.1
13.	Randy Tosh, Rowan	So.	LB	13	11	4	106	13.0	1.0
	Kevin McNamara, St. John's (Minn.)	Jr.	DL	12	11	2	82	12.0	1.0
	Anthony Goranson, Monmouth (Ill.)	Fr.	DL	11	10	2	83	11.0	1.0
	Andy Rantz, Alfred	Jr.	LB	11	10	2	65	11.0	1.0
	Kris Zajac, Defiance	Sr.	DB	10	10	0	58	10.0	1.0
	James Baker, Norwich	Sr.	DL	10	9	2	92	10.0	1.0
	Drew Wethington, Washington-St. Louis	Jr.	DL	10	9	2	55	10.0	1.0
	Michael King, Otterbein	So.	DL	10	8	4	67	10.0	1.0
	Jason Kamienski, Claremont-M-S	Sr.	DL	8	8	0	38	8.0	1.0
	Matthew Lisi, Otterbein	Jr.	DL	8	8	0	43	8.0	1.0
23.	Mike Czerwien, Waynesburg	So.	DL	10	9	1	55	9.5	1.0
	Andy Fuchs, Kenyon	Jr.	LB	10	9	1	45	9.5	1.0
	Russell Reece, Greenville	Jr.	DL	10	9	1	82	9.5	1.0
	Zach Lenox, Knox	Sr.	DL	10	8	3	67	9.5	1.0
27.	Ryan Adams, Olivet	Jr.	DL	9	7	3	57	8.5	0.9
	Matt Malmberg, Macalester	So.	LB	9	2	13	0	8.5	0.9
29.	Eric Stenbrotten, Wis.-Oshkosh	So.	LB	10	9	0	80	9.0	0.9
	Dustin Allen, Trinity (Tex.)	Jr.	DL	10	8	2	82	9.0	0.9
	Buddy Roberts, Howard Payne	Sr.	DL	10	8	2	49	9.0	0.9
	Evan Watson, Wooster	Jr.	DB	10	8	2	59	9.0	0.9
	Anthony Imbordino, North Central (Ill.)	Jr.	DL	10	7	4	66	9.0	0.9
34.	Wilbur Allen, Concordia (Wis.)	So.	DL	9	8	0	48	8.0	0.9
	Michael Anderson, Carthage	Sr.	DL	9	8	0	52	8.0	0.9
	Aaron Krause, Martin Luther	Sr.	DL	9	7	2	59	8.0	0.9
37.	Keith Heimerl, Rowan	Jr.	DL	13	10	3	82	11.5	0.9

STATISTICAL LEADERS

Rank, Name, Team	Cl.	Pos	G	Solo Sack	Asst Sack	Sack Yds	Total Sacks	Sacks/Gm
38. Bobby Langston, Concordia (Wis.)	Jr.	DL	8	5	4	81	7.0	0.9
39. Shawn Crandall, St. John Fisher	Sr.	DL	11	9	1	57	9.5	0.9
40. Shane Rogers, Husson	So.	DL	7	5	2	60	6.0	0.9
41. Mike Stephens, Ill. Wesleyan	Jr.	DB	10	8	1	42	8.5	0.9
Chris Marshburn, Randolph-Macon	Jr.	DL	10	6	5	54	8.5	0.9
43. Jason Antin, St. Lawrence	Sr.	DL	9	7	1	37	7.5	0.8
44. Dillon Walton-Yedlin, Union (N.Y.)	Sr.	DL	11	9	0	65	9.0	0.8
Matt Lawless, Mt. St. Joseph	Jr.	DL	11	8	2	50	9.0	0.8
46. Kyle Dentino, Aurora	Sr.	DL	10	8	0	53	8.0	0.8
Mike Lewis, Adrian	Sr.	DL	10	8	0	56	8.0	0.8
Ward Brady, Elmhurst	Jr.	LB	10	7	2	62	8.0	0.8
Shadee Davis, Wm. Paterson	Jr.	LB	10	7	2	43	8.0	0.8
Joe King, TCNJ	So.	DL	10	7	2	65	8.0	0.8
51. Kevin Strouse, Thiel	Sr.	DL	12	8	3	67	9.5	0.8
52. Rishard Davis, Huntingdon	So.	DL	9	7	0	53	7.0	0.8
Wyatt Gayer, Anderson (Ind.)	Sr.	DL	9	6	2	42	7.0	0.8
Derrell Sapp, Montclair St.	Jr.	DL	9	6	2	37	7.0	0.8
Dustin Hertel, DePauw	Sr.	DL	9	5	4	45	7.0	0.8
56. Tyler Ledyard, Concordia-M'head	Jr.	DL	12	8	2	67	9.0	0.8
Damien Dumonceaux, St. John's (Minn.)	Sr.	DL	12	7	4	66	9.0	0.8
Sam Jordan, Millikin	Fr.	LB	10	7	1	53	7.5	0.8
Matt Kelly, Elmhurst	So.	DL	10	7	1	57	7.5	0.8
Dan McCall, Muhlenberg	Sr.	LB	10	7	1	53	7.5	0.8
Bill Rather, Carroll (Wis.)	Sr.	DL	10	7	1	58	7.5	0.8
Michael Richardson, King's (Pa.)	Sr.	DL	10	7	1	66	7.5	0.8
Andrew Studebaker, Wheaton (Ill.)	So.	DL	10	7	1	49	7.5	0.8
Colby Townsend, Maryville (Tenn.)	Jr.	DL	10	7	1	38	7.5	0.8
Brady Janzen, Minn.-Morris	So.	DL	10	6	3	44	7.5	0.8
Justin Rundle, Whitworth	So.	DL	8	5	2	57	6.0	0.8
67. Brian Cook, Johns Hopkins	Jr.	DL	11	6	4	59	8.0	0.7
68. Ryan Albrycht, Trinity (Conn.)	Sr.	LB	7	4	2	48	5.0	0.7
69. Owen Case, Ohio Wesleyan	Jr.	DL	10	7	0	42	7.0	0.7
Art Dahlin, Merchant Marine	Jr.	LB	10	7	0	56	7.0	0.7
Matt Evans, Capital	Sr.	DL	10	7	0	48	7.0	0.7
Calvin Hilson, Alma	Sr.	DL	10	7	0	44	7.0	0.7
Rob Morrissey, Bridgewater St.	So.	DL	10	7	0	46	7.0	0.7
Rich Rivenburg, Utica	Fr.	DL	10	7	0	47	7.0	0.7
Dan Robinson, Wis.-Stevens Point	Jr.	DL	10	7	0	44	7.0	0.7
Ryan Sons, Manchester	Sr.	LB	10	7	0	59	7.0	0.7
Louis Bertuca, Lake Forest	Jr.	LB	10	6	2	33	7.0	0.7
DeVohn Butler, Ursinus	Fr.	DB	10	6	2	44	7.0	0.7
Brian Calderone, Case Reserve	So.	DL	10	6	2	40	7.0	0.7
Ross Dillavou, Loras	Sr.	DL	10	6	2	45	7.0	0.7
Charlie Mayrer, Merchant Marine	Sr.	DL	10	6	2	61	7.0	0.7
Rick Ohlinger, Buena Vista	Sr.	DL	10	6	2	35	7.0	0.7
Luke Sherman, Knox	Sr.	LB	10	6	2	43	7.0	0.7
Dustin Schelling, Simpson	Jr.	DL	10	5	4	47	7.0	0.7

Tackles For Loss

Rank, Name, Team	Cl.	Pos	G	Solo TFL	Asst TFL	TFL Yds	Total TFL	TFL/Gm
1. Kevin Culbert, Frostburg St.	Sr.	DL	11	30	6	175	33.0	3.0
2. Rob Tamillow, Chicago	Sr.	DL	9	21	3	89	22.5	2.5
3. Mike Lewis, Adrian	Sr.	DL	10	23	2	109	24.0	2.4
4. Eric Stenbroten, Wis.-Oshkosh	So.	LB	10	20	7	106	23.5	2.4
5. Michael Anderson, Carthage	Sr.	DL	9	21	0	92	21.0	2.3
6. Ryan Van De Loo, Lakeland	Sr.	LB	11	21	9	111	25.5	2.3
7. Jason Ripke, Simpson	Sr.	DL	10	15	15	93	22.5	2.3
8. Jason Kamienski, Claremont-M-S	Sr.	DL	8	14	5	68	16.5	2.1
9. James Baker, Norwich	Sr.	DL	10	20	1	129	20.5	2.1
10. Owen Case, Ohio Wesleyan	Jr.	DL	10	17	6	73	20.0	2.0
Shane Rogers, Husson	So.	DL	7	12	4	134	14.0	2.0
12. Chad Glover, East Tex. Baptist	Jr.	DL	10	18	3	117	19.5	2.0
Andrew Studebaker, Wheaton (Ill.)	So.	DL	10	15	9	79	19.5	2.0
14. David Benton, Lakeland	Sr.	DL	9	14	7	106	17.5	1.9
15. Drew Wethington, Washington-St. Louis	Jr.	DL	10	17	4	77	19.0	1.9
Chris Pisani, Oberlin	So.	LB	10	16	6	83	19.0	1.9
17. Tim Burns, Macalester	Sr.	DB	9	14	6	53	17.0	1.9
18. Luke Sherman, Knox	Sr.	LB	10	17	3	103	18.5	1.9
Bobby Stutz, Catholic	Sr.	LB	10	16	5	84	18.5	1.9
20. Adrian Pynenberg, Wabash	So.	LB	12	19	6	75	22.0	1.8
21. Bryan Robinson, Wesley	So.	DL	14	19	13	105	25.5	1.8
22. Justin Zigler, Monmouth (Ill.)	Sr.	LB	11	16	7	85	19.5	1.8
23. Brad Osborne, Wilmington (Ohio)	So.	DL	10	15	5	73	17.5	1.8
John Walther, Brockport St.	Sr.	LB	10	15	5	37	17.5	1.8
Zach Lenox, Knox	Sr.	DL	10	14	7	81	17.5	1.8
Brady Janzen, Minn.-Morris	So.	DL	10	12	11	73	17.5	1.8
27. Anthony Serafin, Wilkes	Jr.	DL	11	17	4	55	19.0	1.7
28. Sal Longo, Bridgewater St.	Sr.	DL	10	15	4	84	17.0	1.7
29. Bobby Langston, Concordia (Wis.)	Jr.	DL	8	11	5	115	13.5	1.7
30. Kevin McNamara, St. John's (Minn.)	Jr.	DL	12	16	8	104	20.0	1.7

Rank, Name, Team	Cl.	Pos	G	Solo TFL	Asst TFL	TFL Yds	Total TFL	TFL/Gm
Ryan Schroeder, Principia.....	So.	DL	9	9	12	80	15.0	1.7
32. Randy Tosh, Rowan	So.	LB	13	17	9	133	21.5	1.7
33. Sam Jordan, Millikin.....	Fr.	LB	10	15	3	69	16.5	1.7
Mike Czervien, Waynesburg	So.	DL	10	14	5	75	16.5	1.7
35. Andy Rantz, Alfred.....	Jr.	LB	11	15	6	82	18.0	1.6
36. Ryan Lewis, Baldwin-Wallace.....	Sr.	DL	10	14	4	85	16.0	1.6
Marshall Doss, Emory & Henry	Jr.	LB	10	13	6	75	16.0	1.6
Eric Morris, Mississippi Col.	Jr.	DL	10	12	8	47	16.0	1.6
Michael King, Otterbein	So.	DL	10	10	12	85	16.0	1.6
40. Keith Heimerl, Rowan.....	Jr.	DL	13	17	7	100	20.5	1.6
41. Mike Gibbons, Mount Union.....	Sr.	LB	15	17	13	73	23.5	1.6
42. Terence Ryan, Bates	Jr.	DL	8	8	9	68	12.5	1.6
43. Dustin Hertel, DePauw.....	Sr.	DL	9	11	6	71	14.0	1.6
44. Kyle Dentino, Aurora.....	Sr.	DL	10	15	1	88	15.5	1.6
Jeff Ethier, Plymouth St.	Jr.	DL	10	15	1	53	15.5	1.6
Dan Robinson, Wis.-Stevens Point.....	Jr.	DL	10	14	3	61	15.5	1.6
Kris Zajac, Defiance.....	Sr.	DB	10	14	3	73	15.5	1.6
Larry Pirolo, MacMurray	Jr.	LB	10	13	5	52	15.5	1.6
Tim Goetz, Bethany (W.V.).....	Sr.	LB	10	12	7	39	15.5	1.6
50. Anthony Goranson, Monmouth (Ill.).....	Fr.	DL	11	14	5	95	16.5	1.5
Matt Lawless, Mt. St. Joseph	Jr.	DL	11	13	7	76	16.5	1.5
Ryan Chmura, Westminster (Pa.).....	Sr.	DL	10	13	4	49	15.0	1.5
Adam Hadbavny, Westminster (Pa.).....	Sr.	DL	10	13	4	69	15.0	1.5
Vance Murphy, Oberlin.....	Sr.	LB	10	12	6	44	15.0	1.5
Colby Witt, McMurry	Sr.	LB	10	9	12	58	15.0	1.5
Sam Toilolo, La Verne	Jr.	LB	9	12	3	43	13.5	1.5
Adam DiBona, Salve Regina.....	Sr.	DL	8	11	2	45	12.0	1.5
Matthew Lisi, Otterbein.....	Jr.	DL	8	11	2	51	12.0	1.5
59. Damien Dumonceaux, St. John's (Minn.).....	Sr.	DL	12	14	7	88	17.5	1.5
60. Brandon Olson, Linfield	Sr.	LB	11	14	4	56	16.0	1.5
61. Chris Williams, Millikin.....	Jr.	DL	10	14	1	40	14.5	1.5
Dan McCall, Muhlenberg	Sr.	LB	10	13	3	75	14.5	1.5
Buddy Roberts, Howard Payne.....	Sr.	DL	10	12	5	62	14.5	1.5
Rich Braley, Mass.-Dartmouth.....	Fr.	LB	10	11	7	64	14.5	1.5
Adam Haas, Cortland St.	Jr.	DL	10	11	7	74	14.5	1.5
66. Wyatt Gayer, Anderson (Ind.).....	Sr.	DL	9	12	2	54	13.0	1.4
Jason Antin, St. Lawrence	Sr.	DL	9	11	4	55	13.0	1.4
Andrew Ubbelohde, St. Thomas (Minn.).....	Sr.	LB	9	10	6	39	13.0	1.4
69. Dale Buck, Brockport St.	So.	DB	8	11	1	43	11.5	1.4
70. Kevin Strouse, Thiel.....	Sr.	DL	12	12	10	83	17.0	1.4
71. Kyle Follweiler, Wilkes	So.	LB	11	15	1	39	15.5	1.4
Dillon Walton-Yedlin, Union (N.Y.).....	Sr.	DL	11	15	1	80	15.5	1.4
Lathon Romaine, Frostburg St.	Jr.	LB	11	11	9	46	15.5	1.4
74. Rob Morrissey, Bridgewater St.	So.	DL	10	14	0	60	14.0	1.4
Dustin Allen, Trinity (Tex.).....	Jr.	DL	10	13	2	96	14.0	1.4
Art Dahlin, Merchant Marine	Jr.	LB	10	13	2	77	14.0	1.4
John Ditar, Alma	Sr.	LB	10	11	6	35	14.0	1.4
Louis Bertuca, Lake Forest	Jr.	LB	10	9	10	60	14.0	1.4
Mark Carlisle, Thomas More.....	Sr.	LB	10	7	14	50	14.0	1.4

STATISTICAL LEADERS

Forced Fumbles

Rank, Name, Team	Cl.	Pos	G	FF	FF/Gm
1. Andrew Kruse, Martin Luther	Sr.	LB	9	5	0.56
2. Randy Tosh, Rowan	So.	LB	13	7	0.54
3. John Regan, Bowdoin	Jr.	LB	8	4	0.50
Bryan Robinson, Wesley	So.	DL	14	7	0.50
5. Chad DiFelice, Moravian	Sr.	LB	11	5	0.45
6. Joe Hermes, Eureka	Sr.	DL	7	3	0.43
7. Louis Bertuca, Lake Forest	Jr.	LB	10	4	0.40
Mark Carlisle, Thomas More	Sr.	LB	10	4	0.40
Steven Clements, Dubuque.....	Sr.	LB	10	4	0.40
Nick Colon, Rockford	Jr.	LB	10	4	0.40
Dan Dohr, St. Norbert	So.	LB	10	4	0.40
Darrin Higgs, St. Norbert	Sr.	DL	10	4	0.40
Brant McAdams, Trinity (Tex.).....	Sr.	LB	10	4	0.40
Rob Morrissey, Bridgewater St.	So.	DL	10	4	0.40
Chris Pisani, Oberlin.....	So.	LB	10	4	0.40
Brad Quigley, Sul Ross St.	Jr.	DL	10	4	0.40
Derrek Wageneck, Austin	Fr.	DB	10	4	0.40
18. Chris Decembrele, Tufts.....	Jr.	DL	8	3	0.38
Terence Ryan, Bates	Jr.	DL	8	3	0.38
20. Eugene Boayke, Fitchburg St.	So.	DL	11	4	0.36
Brenton Brady, Alfred	Sr.	LB	11	4	0.36
Andrew Deming, Salisbury	Sr.	DL	11	4	0.36
John Martorell, Widener	So.	DB	11	4	0.36
Joseph Meringolo, Widener	So.	LB	11	4	0.36
Scott Miranto, St. John Fisher.....	So.	DB	11	4	0.36
Dustin Ross, Ithaca.....	Sr.	LB	11	4	0.36
P.J. Volker, Mt. St. Joseph	Jr.	LB	11	4	0.36

Rank, Name, Team	Cl.	Pos	G	FF	FF/Gm
28. Mario Harris, Wesley	Jr.	DB	14	5	0.36
29. Tim Clinton, Dickinson.....	So.	DB	9	3	0.33
Jake Dearing, Texas Lutheran	Sr.	LB	9	3	0.33
Jonathan Howson, Thiel	Sr.	DL	12	4	0.33
Taylor Huffman, Louisiana Col.	So.	DB	9	3	0.33
Mike Lyons, King's (Pa.)	So.	LB	9	3	0.33
Matt McRae, Framingham St.	So.	DB	9	3	0.33
Jaime Owens, Bridgewater St.	Sr.	LB	9	3	0.33
Dave Taliaferro, Merchant Marine	Jr.	DB	9	3	0.33
Mike Zehner, Manchester.....	Sr.	DL	9	3	0.33
38. Sam Abdullah, Capital	Jr.	DB	13	4	0.31
39. Chris Albanese, Carroll (Wis.).....	Jr.	LB	10	3	0.30
Reggie Anthony, Greenville	Fr.	LB	10	3	0.30
Agim Bajramovic, Kean	Jr.	LB	10	3	0.30
Damon Banks, Ill. Wesleyan	Sr.	LB	10	3	0.30
Travis Boyd, Averett	Jr.	DB	10	3	0.30
Brian Calderone, Case Reserve	So.	DL	10	3	0.30
A.J. Cox, Minn.-Morris.....	Sr.	DL	10	3	0.30
Thomas Derricks, Austin	Jr.	DL	10	3	0.30
Nick Diefenbach, Westminster (Mo.).....	Jr.	DB	10	3	0.30
Brad Fehly, Ripon	Fr.	DB	10	3	0.30
Will Galusha, Hardin-Simmons.....	Jr.	DB	10	3	0.30
Gary Gerba, Bethany (W.V.).....	Sr.	DB	10	3	0.30
Chris Gustafson, Cornell College	So.	LB	10	3	0.30
Nick Hazlett, Thomas More	Jr.	DB	10	3	0.30
Nathan Hedge, Muskingum	So.	LB	10	3	0.30
Calvin Hillsion, Alma	Sr.	DL	10	3	0.30
Kieran Johnson, Otterbein	So.	LB	10	3	0.30
Ricardo Jones, Kean	Sr.	DL	10	3	0.30
Aharon Kielt, Kean	Jr.	DB	10	3	0.30

Rank	Name, Team	Cl.	Pos	G	PBU	Int	TPD	PD/Gm
	Matt Murphy, Delaware Valley	Jr.	DB	10	8	5	13	1.3
	Chris Kellett, Ripon	So.	DB	10	9	4	13	1.3
	Nick Weber, Wartburg	So.	DB	10	9	4	13	1.3
	Robear Williams, Millikin	So.	DB	10	9	4	13	1.3
	Dwight Bonner, Texas Lutheran	Fr.	DB	10	10	3	13	1.3
	Derrick Clark, Cornell College	Sr.	DB	10	10	3	13	1.3
	Jim Smith, Lycoming	So.	DB	10	10	3	13	1.3
	Jacob Coleman, Centre	Jr.	DB	10	11	2	13	1.3
	Tyler Griffith, Cornell College	Jr.	DB	10	11	2	13	1.3
60.	Jordan Hoffman, North Central (Ill.)	So.	DB	11	8	6	14	1.3
	Ty Blair, Mt. St. Joseph	Sr.	DB	11	10	4	14	1.3
62.	Joshua Knight, Bridgewater (Va.)	Jr.	DB	12	9	6	15	1.3
	Mike Bracco, Colby	Sr.	DB	8	6	4	10	1.3
	Tyler Gill, Willamette	So.	DB	8	6	4	10	1.3
	Josh Berman, Colby	Sr.	DB	8	9	1	10	1.3

Rank	Name, Team	Cl.	Pos	G	PBU	Int	TPD	PD/Gm
	Eric Fischer, Maranatha Baptist	Fr.	DB	8	9	1	10	1.3
	Cedric Jones, Elmhurst	Jr.	DB	8	9	1	10	1.3
68.	Dawaine Whetstone, Rowan	Jr.	DB	13	9	7	16	1.2
69.	Rick Hutchins, Concordia (Wis.)	So.	DB	9	3	8	11	1.2
	Chris Davis, Claremont-MS	Jr.	DB	9	5	6	11	1.2
	Justin Nwadiashi, St. Thomas (Minn.)	Jr.	DB	9	6	5	11	1.2
	Cliff Sims, Olivet	Jr.	DB	9	6	5	11	1.2
	Brad Smith, Redlands	Jr.	DB	9	6	5	11	1.2
	Ricky Angus, Westfield St.	So.	DB	9	8	3	11	1.2
	Xavier Mims, Louisiana Col.	Jr.	DB	9	8	3	11	1.2
	Nick Brock, Principia	Jr.	DB	9	9	2	11	1.2
	Taylor Huffman, Louisiana Col.	So.	DB	9	9	2	11	1.2
	Mark Peterson, Framingham St.	Jr.	DB	9	11	0	11	1.2

2005 Division III Team Leaders

Total Offense

Rank	Team	G	Plays	Yds	Yds/Gm
1.	Hampden-Sydney	10	741	5,252	525.2
2.	Mount Union	15	1,083	7,800	520.0
3.	Louisiana Col.	9	772	4,613	512.6
4.	Alma	10	824	5,099	509.9
5.	St. Olaf	10	745	5,064	506.4
6.	Wash. & Jeff.	11	827	5,520	501.8
7.	Linfield	11	734	5,471	497.4
8.	Wis.-Whitewater	15	1,134	7,367	491.1
9.	Delaware Valley	13	961	6,383	491.0
10.	Hartwick	10	721	4,893	489.3
11.	Occidental	10	709	4,843	484.3
12.	Whitworth	8	624	3,781	472.6
13.	Catholic	10	813	4,707	470.7
14.	St. John Fisher	11	794	5,097	463.4
15.	Ferrum	11	720	5,040	458.2
16.	North Central (Ill.)	11	797	5,021	456.5
17.	Union (N.Y.)	12	910	5,425	452.1
18.	Pacific Lutheran	9	596	4,042	449.1
19.	St. John's (Minn.)	12	885	5,382	448.5
20.	Wabash	12	872	5,370	447.5
21.	Hardin-Simmons	10	689	4,469	446.9
22.	Albion	11	766	4,902	445.6
23.	Ithaca	11	774	4,895	445.0
24.	Bridgewater (Va.)	12	821	5,317	443.1
25.	Ohio Northern	10	652	4,409	440.9
26.	Guilford	10	781	4,375	437.5
27.	Lakeland	11	815	4,791	435.5
28.	Bridgewater St.	10	697	4,315	431.5
29.	Sul Ross St.	10	802	4,314	431.4
30.	Methodist	10	653	4,298	429.8
31.	Rensselaer	10	760	4,291	429.1
32.	Coe	11	827	4,658	423.5
33.	King's (Pa.)	10	757	4,234	423.4
34.	Salisbury	11	739	4,633	421.2
35.	Anderson (Ind.)	10	733	4,198	419.8
36.	St. Norbert	10	673	4,185	418.5
37.	Concordia-M'head	12	903	5,016	418.0
38.	Bethel (Minn.)	10	776	4,140	414.0
39.	Wesley	14	978	5,783	413.1
40.	Texas Lutheran	10	730	4,120	412.0
41.	Mary Hardin-Baylor	11	776	4,515	410.5
42.	Elmhurst	10	785	4,097	409.7
43.	Trinity (Conn.)	8	580	3,260	407.5
44.	McMurry	10	714	4,061	406.1
45.	John Carroll	10	665	4,057	405.7
46.	La Verne	9	641	3,638	404.2
47.	St. Thomas (Minn.)	9	650	3,637	404.1
48.	Widener	11	756	4,441	403.7
49.	Cal Lutheran	9	635	3,632	403.6
50.	Adrian	10	699	4,033	403.3

Total Defense

Rank	Team	G	Plays	Yds	Yds/Gm
1.	Trinity (Conn.)	8	454	1,327	165.9
2.	St. John's (Minn.)	12	748	2,631	219.3
3.	Mount Union	15	958	3,355	223.7

Rank	Team	G	Plays	Yds	Yds/Gm
4.	Chicago	9	574	2,153	239.2
5.	Amherst	8	508	1,921	240.1
6.	Westfield St.	9	611	2,168	240.9
7.	Capital	13	828	3,148	242.2
8.	Thiel	12	752	3,036	253.0
9.	Cortland St.	10	695	2,536	253.6
	Muhlenberg	10	664	2,536	253.6
11.	Trinity (Tex.)	10	628	2,553	255.3
12.	Wabash	12	716	3,066	255.5
13.	Rockford	10	610	2,561	256.1
14.	Lakeland	11	676	2,822	256.5
15.	Fitchburg St.	11	761	2,826	256.9
16.	Williams	8	506	2,057	257.1
17.	Carthage	10	646	2,591	259.1
18.	Alfred	11	762	2,860	260.0
19.	Washington-St. Louis	10	649	2,609	260.9
20.	Worcester St.	10	641	2,631	263.1
21.	Bridgewater St.	10	728	2,656	265.6
22.	Endicott	10	633	2,665	266.5
23.	Rowan	13	927	3,466	266.6
24.	Wis.-Stout	10	658	2,676	267.6
25.	Mary Hardin-Baylor	11	742	2,945	267.7
26.	Johns Hopkins	11	719	2,963	269.4
27.	DePauw	9	582	2,427	269.7
28.	Cal Lutheran	9	574	2,433	270.3
29.	Concordia (Wis.)	9	586	2,471	274.6
30.	Martin Luther	9	575	2,484	276.0
31.	Wheaton (Ill.)	10	646	2,773	277.3
32.	Loras	10	686	2,824	282.4
33.	Middlebury	8	552	2,262	282.8
34.	Lycoming	10	643	2,836	283.6
35.	Wash. & Jeff.	11	741	3,131	284.6
36.	Defiance	10	674	2,851	285.1
37.	TCNJ	10	706	2,855	285.5
	Ohio Northern	10	669	2,855	285.5
39.	Waynesburg	10	673	2,860	286.0
40.	Brockport St.	10	676	2,863	286.3
41.	Wm. Paterson	10	678	2,868	286.8
42.	Carroll (Wis.)	10	669	2,883	288.3
43.	Wesley	14	962	4,066	290.4
44.	Mt. St. Joseph	11	743	3,207	291.5
45.	Husson	7	487	2,045	292.1
46.	Concordia-M'head	12	753	3,508	292.3
47.	St. John Fisher	11	766	3,279	298.1
48.	Montclair St.	10	680	2,996	299.6
49.	Grove City	10	678	3,027	302.7
50.	Bethel (Minn.)	10	681	3,028	302.8

Rushing Offense

Rank	Team	G	Att	Yds	Yds/Gm
1.	Ferrum	11	610	3,975	361.4
2.	Augustana (Ill.)	12	793	4,156	346.3
3.	Springfield	10	646	3,396	339.6
4.	Salisbury	11	604	3,634	330.4
5.	Concordia-M'head	12	704	3,596	299.7
6.	Beloit	10	545	2,976	297.6
7.	Concordia (Wis.)	9	428	2,572	285.8
8.	Wis.-River Falls	10	590	2,823	282.3

Rank, Team	G	Att	Yds	Yds/Gm
9. Maine Maritime	10	564	2,664	266.4
10. Mary Hardin-Baylor	11	600	2,909	264.5
11. Puget Sound	9	483	2,351	261.2
12. Olivet	10	492	2,609	260.9
13. Ripon	10	560	2,583	258.3
14. Bridgewater (Va.)	12	508	3,020	251.7
15. Lakeland	11	525	2,749	249.9
16. Bethel (Minn.)	10	515	2,474	247.4
17. Endicott	10	541	2,425	242.5
18. Willamette	9	474	2,148	238.7
19. Mount Union	15	654	3,573	238.2
20. Lawrence	9	439	2,089	232.1
21. Kenyon	10	467	2,298	229.8
22. St. John Fisher	11	468	2,508	228.0
23. Delaware Valley	13	536	2,954	227.2
24. DePauw	9	457	2,012	223.6
25. Wheaton (Ill.)	10	490	2,207	220.7
26. Carnegie Mellon	10	538	2,198	219.8
27. Wis.-Whitewater	15	652	3,288	219.2
28. St. Olaf	10	439	2,191	219.1
29. Trinity (Conn.)	8	416	1,749	218.6
30. Ohio Northern	10	411	2,162	216.2
31. Bridgewater St.	10	447	2,099	209.9
32. Amherst	8	355	1,672	209.0
33. Methodist	10	412	2,068	206.8
34. Husson	7	320	1,438	205.4
35. Utica	10	489	2,052	205.2
36. Bluffton	10	482	2,017	201.7
St. Norbert	10	414	2,017	201.7
38. Ohio Wesleyan	10	486	2,008	200.8
39. Centre	10	427	2,001	200.1
40. Wittenberg	10	450	1,998	199.8
41. Waynesburg	10	400	1,997	199.7
42. Shenandoah	10	525	1,993	199.3
43. Moravian	11	478	2,172	197.5
44. Huntingdon	9	374	1,770	196.7
45. Rockford	10	418	1,959	195.9
46. Rochester	10	478	1,942	194.2
47. McMurry	10	430	1,925	192.5
48. Chapman	9	405	1,726	191.8
49. King's (Pa.)	10	458	1,917	191.7
50. Muskingum	10	516	1,907	190.7

Rushing Defense

Rank, Team	G	Opp Att	Opp Yds	Yds/Gm
1. Trinity (Conn.)	8	249	325	40.6
2. Cortland St.	10	349	409	40.9

Rank, Team	G	Opp Att	Opp Yds	Yds/Gm
3. Wabash	12	371	787	65.6
4. Mary Hardin-Baylor	11	372	742	67.5
5. Rockford	10	301	694	69.4
6. Capital	13	434	927	71.3
7. Concordia-M'head	12	348	890	74.2
8. Rowan	13	487	985	75.8
9. Thiel	12	411	964	80.3
10. Cal Lutheran	9	287	727	80.8
11. Defiance	10	346	816	81.6
12. St. John's (Minn.)	12	444	984	82.0
13. Mount Union	15	559	1,255	83.7
14. Chicago	9	318	771	85.7
15. Bridgewater St.	10	413	881	88.1
16. Waynesburg	10	368	922	92.2
17. Fitchburg St.	11	435	1,039	94.5
18. Huntingdon	9	310	857	95.2
19. Johns Hopkins	11	399	1,048	95.3
20. Trinity (Tex.)	10	350	959	95.9
21. TCNJ	10	360	960	96.0
22. Washington-St. Louis	10	344	978	97.8
23. Wash. & Lee	10	330	992	99.2
24. Wash. & Jeff.	11	347	1,103	100.3
25. Muskingum	10	368	1,006	100.6
26. Concordia (Wis.)	9	356	907	100.8
27. Williams	8	266	822	102.8
28. Linfield	11	406	1,131	102.8
29. Colby	8	262	826	103.3
30. Carthage	10	368	1,051	105.1
31. Kean	10	373	1,061	106.1
32. Alfred	11	451	1,173	106.6
33. Carnegie Mellon	10	338	1,076	107.6
34. Wis.-Whitewater	15	538	1,619	107.9
35. Grove City	10	382	1,089	108.9
36. Bethel (Minn.)	10	373	1,094	109.4
37. Muhlenberg	10	397	1,103	110.3
38. Amherst	8	309	884	110.5
39. Howard Payne	10	373	1,106	110.6
40. Endicott	10	333	1,110	111.0
41. Hardin-Simmons	10	352	1,115	111.5
42. Wis.-Oshkosh	10	386	1,119	111.9
43. Hobart	11	389	1,231	111.9
44. Wheaton (Ill.)	10	374	1,148	114.8
45. Mt. St. Joseph	11	424	1,271	115.5
46. Bridgewater (Va.)	12	402	1,394	116.2
47. Lycoming	10	371	1,164	116.4
48. Lakeland	11	430	1,308	118.9
49. Brockport St.	10	381	1,192	119.2
50. Wis.-Stout	10	423	1,196	119.6

Passing Offense

Rank, Team	G	Att	Comp	Int	Yds	Yds/Gm
1. Catholic	10	610	326	30	4,346	434.6
2. Louisiana Col.	9	458	265	19	3,466	385.1
3. Linfield	11	422	295	9	4,229	384.5
4. Hampden-Sydney	10	395	266	13	3,811	381.1
5. Guilford	10	480	283	20	3,637	363.7
6. Wash. & Jeff.	11	410	256	15	3,600	327.3
7. Hanover	10	479	281	14	3,243	324.3
8. Alma	10	473	275	12	3,242	324.2
9. Hartwick	10	382	197	11	3,181	318.1
10. Wabash	12	407	285	5	3,725	310.4
11. Occidental	10	345	225	8	3,033	303.3
12. Pacific Lutheran	9	287	168	16	2,685	298.3
13. Texas Lutheran	10	360	196	14	2,930	293.0
14. North Central (Ill.)	11	370	217	13	3,218	292.5
15. Albion	11	342	176	13	3,163	287.5
16. St. Olaf	10	306	189	7	2,873	287.3
17. Whitworth	8	245	155	7	2,294	286.8
18. John Carroll	10	345	206	16	2,853	285.3
19. Dubuque	10	476	263	15	2,837	283.7
20. Mount Union	15	429	294	13	4,227	281.8
21. St. John's (Minn.)	12	393	242	16	3,353	279.4
22. Widener	11	421	230	18	3,058	278.0
23. Wash. & Lee	10	358	227	16	2,749	274.9
24. Albright	10	415	244	9	2,745	274.5
25. Ithaca	11	337	235	13	3,011	273.7
26. Sul Ross St.	10	387	214	17	2,732	273.2
27. La Verne	9	336	185	11	2,453	272.6
28. Wis.-Whitewater	15	482	250	19	4,079	271.9

Rank, Team	G	Att	Comp	Int	Yds	Yds/Gm
29. Howard Payne.....	10	373	233	15	2,696	269.6
30. Wesley.....	14	428	242	17	3,770	269.3
31. Union (N.Y.).....	12	417	216	21	3,176	264.7
32. Delaware Valley.....	13	425	253	19	3,429	263.8
33. Otterbein.....	10	369	211	13	2,634	263.4
34. St. Thomas (Minn.).....	9	311	191	13	2,363	262.6
35. Hardin-Simmons.....	10	313	211	12	2,570	257.0
36. Principia.....	9	446	217	23	2,311	256.8
37. Wis.-La Crosse.....	9	308	171	15	2,300	255.6
38. Williams.....	8	243	167	5	2,036	254.5
39. Western Conn. St.	10	355	190	11	2,535	253.5
40. Franklin.....	10	332	196	15	2,522	252.2
41. MIT.....	9	416	188	25	2,262	251.3
42. Thiel.....	12	398	225	15	3,001	250.1
43. Colorado Col.	10	367	195	24	2,494	249.4
44. Coe.....	11	368	202	13	2,728	248.0
45. Rensselaer.....	10	355	207	11	2,475	247.5
46. Capital.....	13	431	279	14	3,192	245.5
47. Monmouth (Ill.).....	11	312	222	3	2,673	243.0
48. Buffalo St.	9	348	170	10	2,186	242.9
49. Rowan.....	13	443	259	18	3,155	242.7
50. Luther.....	10	361	205	17	2,400	240.0

Pass Efficiency Defense

Rank, Team	G	Opp Att	Opp Comp	Int	Opp Yds	Opp TD	Opp Pass Eff
1. Westfield St.	9	239	94	11	1,015	8	76.8
2. Trinity (Conn.).....	8	205	93	16	1,002	4	77.3
3. Endicott.....	10	300	144	30	1,555	8	80.3
4. DePauw.....	9	256	106	16	1,300	8	81.9
5. Chicago.....	9	256	116	18	1,382	6	84.3
6. Husson.....	7	176	83	15	1,011	4	85.9
7. Carthage.....	10	278	108	12	1,540	8	86.2
8. St. John's (Minn.).....	12	304	151	22	1,647	6	87.2
9. Amherst.....	8	199	86	9	1,037	6	87.9
10. Mount Union.....	15	399	189	23	2,100	10	88.3
11. Bridgewater St.	10	315	157	28	1,775	11	90.9
12. Wm. Paterson.....	10	274	117	14	1,479	11	91.1
13. Worcester St.	10	244	116	15	1,331	8	91.9
14. Frank. & Marsh.	11	238	110	14	1,324	8	92.3
15. Augustana (Ill.).....	12	361	172	24	2,106	10	92.5
16. Western New Eng.	9	262	124	22	1,542	10	92.6
17. Rowan.....	13	440	208	26	2,481	13	92.6
18. Williams.....	8	240	115	13	1,235	9	92.7
19. Wis.-Stout.....	10	235	116	23	1,480	8	93.9
20. Ohio Northern.....	10	298	147	19	1,653	10	94.2
21. Wartburg.....	10	326	168	16	1,711	9	94.9
22. Wash. & Jeff.	11	394	214	20	2,028	9	94.9
23. Bowdoin.....	8	218	123	13	1,114	5	95.0
24. Curry.....	12	385	179	20	2,229	12	95.0
25. Trinity (Tex.).....	10	278	140	14	1,594	6	95.6
26. Martin Luther.....	9	230	111	15	1,394	7	96.2
27. Central (Iowa).....	11	376	183	15	1,991	13	96.6
28. Coe.....	11	349	176	19	1,977	11	97.5
29. Fitchburg St.	11	326	156	17	1,787	14	97.6
30. Muhlenberg.....	10	267	127	8	1,433	9	97.8
31. North Central (Ill.).....	11	312	151	26	1,967	13	98.4
32. Capital.....	13	394	208	23	2,221	12	98.5
33. St. John Fisher.....	11	322	172	19	1,679	13	98.7
34. Rockford.....	10	309	147	14	1,867	9	98.9
35. Mt. St. Joseph.....	11	319	158	16	1,936	9	99.8
36. Wilkes.....	11	383	196	17	2,194	11	99.9
37. Loras.....	10	287	155	13	1,610	7	100.1
38. Adrian.....	10	277	142	15	1,615	9	100.1
39. Alfred.....	11	311	165	19	1,687	13	100.2
40. Aurora.....	10	218	105	11	1,299	8	100.2
41. Wis.-La Crosse.....	9	244	135	12	1,241	9	100.4
42. Colby.....	8	309	161	11	1,727	8	100.5
43. Cortland St.	10	346	176	23	2,127	12	100.7
44. Denison.....	10	330	173	22	2,028	10	100.7
45. Middlebury.....	8	213	98	11	1,262	10	100.9
46. Pomona-Pitzer.....	9	246	122	11	1,413	9	101.0
47. Hobart.....	11	399	192	15	2,346	14	101.6
48. Washington-St. Louis.....	10	305	164	17	1,631	13	101.6
49. Wis.-Eau Claire.....	10	286	159	15	1,729	5	101.7
50. Salve Regina.....	8	239	118	14	1,405	11	102.2

Scoring Offense

Rank, Team	G	TD	PAT	2PT	Def Pts	FG	Saf	Pts	Pts/Gm
1. Linfield.....	11	74	68	0	0	5	0	527	47.9
2. Hampden-Sydney.....	10	62	55	4	0	5	0	450	45.0
3. St. John's (Minn.).....	12	71	65	0	0	3	2	504	42.0

STATISTICAL LEADERS

Rank, Team	G	TD	PAT	2PT	Def Pts	FG	Saf	Pts	Pts/Gm
4. Wash. & Jeff.	11	63	51	4	0	8	0	461	41.9
5. Wesley	14	80	71	0	0	8	3	581	41.5
6. Mount Union	15	83	79	0	0	13	2	620	41.3
7. Wis.-Whitewater	15	83	73	3	0	12	2	617	41.1
8. St. Olaf	10	54	48	3	0	10	0	408	40.8
9. Monmouth (Ill.)	11	62	55	1	0	6	0	447	40.6
10. Ohio Northern	10	59	44	1	0	1	1	405	40.5
11. Mary Hardin-Baylor	11	61	54	0	0	7	1	443	40.3
12. St. John Fisher	11	62	53	0	0	5	1	442	40.2
Salisbury	11	59	53	1	0	11	0	442	40.2
14. Ferrum	11	63	54	2	0	1	0	439	39.9
15. Bridgewater St.	10	56	45	3	0	2	2	397	39.7
16. Occidental	10	53	48	0	1	8	0	392	39.2
17. Ithaca	11	57	49	2	0	9	0	422	38.4
18. Whitworth	8	45	32	2	0	0	0	306	38.3
19. St. Norbert	10	54	48	0	0	3	0	381	38.1
20. Hartwick	10	55	39	2	0	0	1	375	37.5
21. North Central (Ill.)	11	56	46	2	1	8	0	412	37.5
22. Bridgewater (Va.)	12	60	48	4	1	7	3	445	37.1
23. Cal Lutheran	9	43	38	1	0	10	1	330	36.7
24. Albion	11	54	46	1	0	10	0	402	36.5
25. Methodist	10	49	38	4	0	7	2	365	36.5
26. Adrian	10	46	42	1	0	13	0	359	35.9
27. Louisiana Col.	9	46	34	1	0	2	1	320	35.6
28. Lakeland	11	56	39	0	0	4	2	391	35.5
29. Rockford	10	49	39	2	0	3	1	348	34.8
30. Delaware Valley	13	61	58	1	0	6	3	450	34.6
31. Trinity (Conn.)	8	36	32	1	1	8	0	276	34.5
Alma	10	48	39	2	0	4	1	345	34.5
Averett	10	46	31	4	0	10	0	345	34.5
34. Augustana (Ill.)	12	56	47	3	0	7	0	410	34.2
35. Huntingdon	9	40	38	0	0	8	2	306	34.0
36. Carroll (Wis.)	10	44	39	1	1	10	1	339	33.9
37. Wabash	12	55	42	2	0	9	1	405	33.8
38. Guilford	10	47	34	6	0	2	1	336	33.6
39. Rensselaer	10	47	31	5	0	4	0	335	33.5
40. Mt. St. Joseph	11	49	43	2	0	7	2	366	33.3
41. Thiel	12	56	46	2	0	3	0	395	32.9
42. Hardin-Simmons	10	45	41	0	0	6	0	329	32.9
43. Wheaton (Ill.)	10	42	39	0	0	10	1	323	32.3
44. Concordia (Wis.)	9	39	27	1	0	9	0	290	32.2
45. Concordia-M'head	12	53	42	0	0	8	0	384	32.0
46. Chris. Newport	10	43	31	3	0	8	0	319	31.9
47. Capital	13	53	46	0	0	16	0	412	31.7
48. Wittenberg	10	41	37	1	0	9	0	312	31.2
Springfield	10	44	31	4	0	3	0	312	31.2
50. Elmhurst	10	44	31	5	0	2	0	311	31.1

Scoring Defense

Rank, Team	G	TD	Opp XP	Opp 2PT	Opp DXP	Opp FGM	Opp Saf	Pts	Avg
1. Trinity (Conn.)	8	5	3	0	0	1	0	36	4.5
2. Mount Union	15	20	19	0	0	5	0	154	10.3
3. Wabash	12	17	13	1	0	3	1	128	10.7
4. Trinity (Tex.)	10	13	9	2	0	9	0	118	11.8
5. Amherst	8	12	10	0	1	4	1	98	12.3
6. DePauw	9	15	12	0	0	4	0	114	12.7
7. Martin Luther	9	16	14	1	0	1	0	115	12.8
8. Mary Hardin-Baylor	11	19	16	0	0	3	1	141	12.8
9. Chicago	9	16	7	2	0	3	0	116	12.9
10. St. John's (Minn.)	12	20	18	0	1	5	1	157	13.1
11. Johns Hopkins	11	19	19	0	0	4	1	147	13.4
12. Endicott	10	20	12	2	0	0	0	136	13.6
13. Capital	13	22	18	2	0	7	1	177	13.6
14. Muhlenberg	10	18	12	1	0	6	1	142	14.2
15. Colby	8	15	10	1	0	4	0	114	14.3
16. Carthage	10	19	15	0	0	4	1	143	14.3
17. Fitchburg St.	11	23	16	1	0	2	0	162	14.7
18. Ohio Northern	10	18	14	0	0	9	0	149	14.9
19. Rowan	13	26	23	0	0	5	1	196	15.1
20. Bridgewater St.	10	21	10	5	0	3	0	155	15.5
Rockford	10	22	11	2	0	2	1	155	15.5
Bowdoin	8	15	12	0	1	6	1	124	15.5
Cortland St.	10	21	17	0	0	4	0	155	15.5
24. Alfred	11	24	13	1	0	4	0	171	15.5
25. Wis.-Whitewater	15	35	25	2	0	2	0	245	16.3
26. Coe	11	25	24	0	0	2	0	180	16.4
27. Wash. & Jeff.	11	25	20	1	0	3	0	181	16.5
28. Thiel	12	26	23	1	0	5	1	198	16.5
29. Hobart	11	25	17	3	0	3	0	182	16.5
30. Simpson	10	22	16	1	0	5	1	167	16.7

Rank, Team	G	TD	Opp XP	Opp 2PT	Opp DXP	Opp FGM	Opp Saf	Pts	Avg
31. Thomas More.....	10	23	16	0	0	4	1	168	16.8
Loras.....	10	21	15	0	1	7	2	168	16.8
Washington-St. Louis.....	10	21	15	2	0	7	1	168	16.8
34. Concordia-M'head.....	12	29	23	0	0	2	0	203	16.9
35. Linfield.....	11	27	22	0	0	1	0	187	17.0
36. Mt. St. Joseph.....	11	26	23	0	0	2	2	189	17.2
37. Wheaton (Ill.).....	10	24	22	0	0	2	0	172	17.2
38. Wis.-Stout.....	10	24	17	0	0	4	0	173	17.3
39. Albion.....	11	24	21	0	0	9	0	192	17.5
40. Wm. Paterson.....	10	21	19	0	0	10	0	175	17.5
41. Middlebury.....	8	18	9	2	0	6	1	141	17.6
42. Frank. & Marsh.....	11	26	17	2	0	5	1	194	17.6
43. Worcester St.....	10	24	21	0	0	4	0	177	17.7
44. Wis.-Eau Claire.....	10	24	17	3	0	4	0	179	17.9
45. St. John Fisher.....	11	27	20	2	0	3	1	197	17.9
Frostburg St.....	11	24	18	1	0	9	3	197	17.9
47. Curry.....	12	30	19	3	0	2	2	215	17.9
48. Central (Iowa).....	11	27	22	1	0	4	0	198	18.0
49. North Central (Ill.).....	11	27	20	1	0	5	0	199	18.1
50. Augustana (Ill.).....	12	30	18	3	0	4	1	218	18.2

Turnover Margin Per Game

Rank, Team	G	Fum Gain	Own Int	Turn Gain	Fum Lost	Opp Int	Turn Lost	Margin	TM/Gm
1. Endicott.....	10	10	30	40	10	7	17	23	2.3
2. Hamline.....	10	25	16	41	5	16	21	20	2.0
3. Wis.-Whitewater.....	15	18	29	47	4	19	23	24	1.6
King's (Pa.).....	10	10	16	26	4	6	10	16	1.6
5. North Central (Ill.).....	11	13	26	39	9	13	22	17	1.5
Linfield.....	11	10	25	35	9	9	18	17	1.5
7. Trinity (Conn.).....	8	11	16	27	8	7	15	12	1.5
St. Norbert.....	10	15	22	37	10	12	22	15	1.5
9. Monmouth (Ill.).....	11	12	12	24	5	3	8	16	1.5
10. Redlands.....	9	12	16	28	10	5	15	13	1.4
11. Wis.-Oshkosh.....	10	9	17	26	2	10	12	14	1.4
Defiance.....	10	9	20	29	8	7	15	14	1.4
13. St. John Fisher.....	11	9	19	28	6	7	13	15	1.4
Wilkes.....	11	10	17	27	2	10	12	15	1.4
15. Bridgewater St.....	10	11	28	39	14	12	26	13	1.3
16. Mt. St. Joseph.....	11	19	16	35	10	11	21	14	1.3
17. Bowdoin.....	8	12	13	25	5	10	15	10	1.3
Augustana (Ill.).....	12	8	24	32	13	4	17	15	1.3
19. Muskingum.....	10	12	14	26	8	7	15	11	1.1
Wis.-Stout.....	10	7	23	30	5	14	19	11	1.1
21. Hobart.....	11	14	15	29	9	8	17	12	1.1
22. Wash. & Lee.....	10	16	17	33	7	16	23	10	1.0
Cal Lutheran.....	9	17	12	29	12	8	20	9	1.0
24. Wabash.....	12	5	18	23	7	5	12	11	0.9
Thiel.....	12	15	19	34	8	15	23	11	0.9
26. Maine Maritime.....	10	16	19	35	23	3	26	9	0.9
Rockford.....	10	15	14	29	9	11	20	9	0.9
Averett.....	10	18	8	26	8	9	17	9	0.9
Trinity (Tex.).....	10	13	14	27	7	11	18	9	0.9
Cortland St.....	10	9	23	32	13	10	23	9	0.9
Denison.....	10	8	22	30	6	15	21	9	0.9
32. WPI.....	9	10	12	22	6	8	14	8	0.9
33. Husson.....	7	11	15	26	9	11	20	6	0.9
34. Union (N.Y.).....	12	19	20	39	8	21	29	10	0.8
35. Fitchburg St.....	11	15	17	32	8	15	23	9	0.8
36. Carnegie Mellon.....	10	9	18	27	11	8	19	8	0.8
St. Olaf.....	10	8	15	23	8	7	15	8	0.8
Gust. Adolphus.....	10	13	15	28	5	15	20	8	0.8
Dickinson.....	10	11	15	26	9	9	18	8	0.8
40. Western New Eng.....	9	9	22	31	7	17	24	7	0.8
Buffalo St.....	9	11	13	24	7	10	17	7	0.8
DePauw.....	9	9	16	25	11	7	18	7	0.8
Huntingdon.....	9	8	15	23	13	3	16	7	0.8
44. Wash. & Jeff.....	11	12	20	32	9	15	24	8	0.7
Mary Hardin-Baylor.....	11	10	20	30	15	7	22	8	0.7
46. Kean.....	10	19	20	39	15	17	32	7	0.7
Ohio Northern.....	10	6	19	25	12	6	18	7	0.7
McDaniel.....	10	7	16	23	7	9	16	7	0.7
49. Concordia-M'head.....	12	13	18	31	18	5	23	8	0.7
50. Johns Hopkins.....	11	12	15	27	8	12	20	7	0.6
Albion.....	11	10	20	30	10	13	23	7	0.6
Coe.....	11	13	19	32	12	13	25	7	0.6

Kickoff Returns

Rank, Team	Ret	Ret Yds	TD	Avg
1. Wash. & Lee	30	882	3	29.40
2. Trinity (Conn.)	11	300	1	27.27
3. Mt. St. Joseph	33	808	0	24.48
4. Cal Lutheran	32	775	0	24.22
5. East Tex. Baptist	41	986	1	24.05
6. Hardin-Simmons	38	910	2	23.95
7. Thiel	31	742	0	23.94
8. Gettysburg	38	898	3	23.63
9. Western Conn. St.	38	897	1	23.61
10. Worcester St.	32	744	0	23.25
11. Sewanee	37	845	0	22.84
12. Husson	27	611	1	22.63
13. Muhlenberg	30	676	1	22.53
Salisbury	45	1,014	0	22.53
15. Rochester	39	874	1	22.41
16. North Central (Ill.)	37	828	0	22.38
17. Lake Forest	45	1,007	0	22.38
18. Redlands	35	782	0	22.34
19. Ithaca	45	1,005	1	22.33
20. Wis.-Stout	27	602	0	22.30
21. Central (Iowa)	32	713	1	22.28
22. King's (Pa.)	33	734	0	22.24
23. Carroll (Wis.)	39	855	1	21.92
24. Concordia (Wis.)	31	679	0	21.90
25. Oberlin	37	809	1	21.86
26. Allegheny	41	895	1	21.83
27. Chris. Newport	36	785	3	21.81
28. Adrian	37	805	0	21.76
29. Kenyon	50	1,087	0	21.74
30. Menlo	67	1,450	0	21.64
31. Hampden-Sydney	37	800	2	21.62
32. Colorado Col.	53	1,141	1	21.53
33. Carleton	51	1,092	1	21.41
34. Linfield	27	577	0	21.37
35. St. John Fisher	33	705	1	21.36
36. Rockford	30	637	0	21.23
37. Rensselaer	31	657	0	21.19
38. Ursinus	43	911	1	21.19
39. Wesley	43	909	1	21.14
40. Huntingdon	26	549	0	21.12
41. Nichols	45	948	0	21.07
42. Wash. & Jeff.	35	736	1	21.03
43. Moravian	39	815	0	20.90
44. Hope	47	981	1	20.87
45. Wilkes	36	750	0	20.83
46. Loras	31	645	0	20.81
47. St. Norbert	35	726	0	20.74
48. St. John's (Minn.)	35	719	0	20.54
49. Mary Hardin-Baylor	25	513	0	20.52
50. Bridgewater (Va.)	50	1,024	1	20.48

Punt Returns

Rank, Team	Ret	Ret Yds	TD	Avg
1. Averett	27	467	3	17.30
2. Mary Hardin-Baylor	41	688	2	16.78
3. Albion	22	367	0	16.68
4. Carroll (Wis.)	22	364	2	16.55
5. St. Norbert	25	375	1	15.00
6. Neb. Wesleyan	30	449	2	14.97
7. Bridgewater (Va.)	26	379	2	14.58
8. Hardin-Simmons	30	435	1	14.50
9. Curry	36	514	1	14.28
10. Denison	17	242	0	14.24
11. Carleton	16	223	1	13.94
12. Simpson	23	318	3	13.83
13. Adrian	35	483	2	13.80
14. Susquehanna	26	356	0	13.69
15. Ohio Northern	36	486	2	13.50
16. Chris. Newport	34	456	3	13.41
17. Colorado Col.	8	107	1	13.38
18. Trinity (Tex.)	29	382	1	13.17
19. Husson	11	138	1	12.55
20. Western Conn. St.	31	386	0	12.45
21. Central (Iowa)	40	493	2	12.33
22. Monmouth (Ill.)	31	372	2	12.00
23. Wash. & Lee	34	407	2	11.97
24. Warburg	25	298	0	11.92
25. Bridgewater St.	35	416	1	11.89

Rank, Team	Ret	Ret Yds	TD	Avg
26. Greenville	9	106	2	11.78
27. Claremont-MS	17	200	1	11.76
28. Wis.-Whitewater	46	541	1	11.76
29. Wis.-Oshkosh	22	258	1	11.73
30. St. John Fisher	42	492	0	11.71
31. Frostburg St.	26	304	2	11.69
32. Ferrum	26	303	1	11.65
33. Wooster	35	407	2	11.63
34. Wis.-Stout	42	488	2	11.62
35. Norwich	18	209	1	11.61
36. Hobart	22	255	0	11.59
37. Coe	27	311	1	11.52
38. Luther	23	264	1	11.48
39. Wm. Paterson	37	424	2	11.46
40. Wash. & Jeff.	35	401	2	11.46
41. Centre	16	181	1	11.31
42. Rochester	26	294	0	11.31
43. Wilkes	36	407	2	11.31
44. Gettysburg	21	237	1	11.29
45. TCNJ	24	270	2	11.25
46. Mount Union	49	550	2	11.22
47. Wis.-Eau Claire	38	426	2	11.21
48. Concordia (Wis.)	23	257	1	11.17
49. Methodist	22	243	0	11.05
50. Blackburn	10	109	0	10.90

Net Punting

Rank, Team	Punt Yds	Opp Punt Ret Yds	Punts	TB	Net Yds
1. Augsburg	2,321	171	56	2	37.68
2. Wittenberg	1,806	149	44	1	37.20
3. Mary Hardin-Baylor	1,913	166	45	4	37.04
4. Greenville	2,059	172	50	4	36.14
5. Howard Payne	2,258	207	54	5	36.13
6. Claremont-MS	2,072	178	52	2	35.65
7. Carthage	2,278	153	58	3	35.60
8. Augustana (Ill.)	1,877	167	48	1	35.21
9. Williams	1,409	69	33	9	35.15
10. St. John Fisher	1,536	43	41	3	34.95
11. Wheaton (Ill.)	1,552	30	43	1	34.93
12. St. Olaf	1,592	122	41	2	34.88
13. Wis.-Eau Claire	1,944	207	49	2	34.63
14. La Verne	1,915	165	50	1	34.60
15. Ohio Wesleyan	1,963	78	53	3	34.43
16. Central (Iowa)	2,693	133	68	11	34.41
17. North Central (Ill.)	1,752	76	47	3	34.38
18. Baldwin-Wallace	2,108	174	54	4	34.33
19. Westminster (Mo.)	2,608	164	65	11	34.22
20. Luther	1,797	73	50	1	34.08
21. Franklin	1,572	122	42	1	34.05
22. Colorado Col.	1,839	186	48	1	34.02
23. Occidental	1,451	31	40	3	34.00
24. Averett	1,736	68	47	4	33.79
25. Cal Lutheran	1,222	55	34	1	33.74
26. Hanover	1,686	82	47	1	33.70
27. Coast Guard	2,397	396	57	4	33.70
28. Trinity (Conn.)	1,369	42	36	6	33.53
29. Minn.-Morris	2,102	101	55	8	33.47
30. Redlands	1,718	193	45	1	33.44
31. Texas Lutheran	1,970	234	52	0	33.38
32. Austin	2,286	320	56	5	33.32
33. St. Norbert	1,447	176	37	2	33.27
34. Simpson	2,123	239	55	3	33.16
Martin Luther	2,088	104	55	8	33.16
36. Huntingdon	1,668	100	46	3	32.78
37. Carnegie Mellon	2,282	183	61	5	32.77
38. Wabash	1,703	43	47	6	32.77
39. Allegheny	1,687	127	44	6	32.73
40. Louisiana Col.	1,699	206	44	3	32.57
41. Pacific Lutheran	1,059	117	29	0	32.48
42. Hampden-Sydney	818	51	23	1	32.48
Rose-Hulman	1,659	85	46	4	32.48
44. Springfield	1,738	176	47	2	32.38
45. Endicott	1,922	134	54	2	32.37
46. Johns Hopkins	2,646	188	71	8	32.37
47. Tufts	2,284	195	64	1	32.33
48. Defiance	2,575	304	66	7	32.29
49. Whitworth	810	102	22	0	32.18
50. East Tex. Baptist	2,261	158	61	7	32.18

2005 Division III Individual Single-Game Highs

Total Offense

Rank, Name, Team	Cl.	Pos	vs. Opponent	Game Date	Tot Off
1. Josh Vogelbach, Guilford	Fr.	QB	Catholic	11/5/2005	594
2. Chris Neal, Colorado Col.	Jr.	QB	Menlo	11/12/2005	584
3. Brett Elliott, Linfield	Sr.	QB	Occidental	11/19/2005	535
4. Brett Elliott, Linfield	Sr.	QB	Wis.-Whitewater	12/3/2005	534
5. Trevor Henderson, Hiram	Fr.	QB	Kenyon	11/5/2005	473
6. Dan Huff, FDU-Florham	Jr.	QB	Juniata	11/12/2005	462
7. Wesley Cooper, Louisiana Col.	Sr.	QB	Mississippi Col.	10/29/2005	461
Kam Kniss, North Central (Ill.)	Jr.	QB	Augsburg	9/17/2005	461
9. Justin Rummell, Earlham	Sr.	QB	Manchester	9/10/2005	459
10. Jay Leonard, Juniata	Fr.	QB	FDU-Florham	11/12/2005	458
11. Rick Webster, Hanover	Sr.	QB	Wash. & Jeff.	9/10/2005	453
12. Russ Harbaugh, Wabash	Sr.	QB	Wooster	10/15/2005	452
13. Wesley Cooper, Louisiana Col.	Sr.	QB	Howard Payne	11/5/2005	445
14. Michael Jarris, Mount Union	Jr.	QB	John Carroll	9/17/2005	444
15. Josh Vogelbach, Guilford	Fr.	QB	Emory & Henry	11/12/2005	440

Rushing Yards

Rank, Name, Team	Cl.	Pos	vs. Opponent	Game Date	Rush Yds
1. Antwan Harris, Mount Ida	Jr.	RB	Becker	9/24/2005	377
2. Andy Moriarty, Wis.-Oshkosh	So.	RB	Wis.-Eau Claire	11/5/2005	316
3. Don Thibodeau, Maine Maritime	Sr.	RB	Framingham St.	10/1/2005	311
4. Phil Porta, Bethel (Minn.)	Jr.	RB	Augsburg	11/4/2005	289
5. Denny Kimmel, Anderson (Ind.)	Jr.	RB	Earlham	9/17/2005	283
6. Justin Beaver, Wis.-Whitewater	Jr.	RB	Wis.-La Crosse	10/15/2005	273
7. Lee Rankinen, Beloit	Jr.	RB	Grinnell	11/12/2005	269
8. John Ortiz, King's (Pa.)	Jr.	RB	Albright	9/24/2005	267
9. Tom Arcidiacono, Union (N.Y.)	Jr.	RB	Ithaca	11/19/2005	264
10. Mike Lovell, Mt. St. Joseph	Jr.	RB	Anderson (Ind.)	11/5/2005	261
11. Chris Sharpe, Springfield	So.	QB	Hartwick	11/5/2005	251
Tom Arcidiacono, Union (N.Y.)	Jr.	RB	WPI	10/8/2005	251
13. Dustin Sheppard, Wooster	Fr.	RB	Oberlin	10/22/2005	250
Tom Arcidiacono, Union (N.Y.)	Jr.	RB	Rochester	9/24/2005	250
15. Don Thibodeau, Maine Maritime	Sr.	RB	Curry	9/17/2005	249
Jay Bernardo, Rensselaer	Jr.	RB	Endicott	9/10/2005	249

Passing Yards

Rank, Name, Team	Cl.	Pos	vs. Opponent	Game Date	Pass Yds
1. Josh Vogelbach, Guilford	Fr.	QB	Catholic	11/5/2005	582
2. Brett Elliott, Linfield	Sr.	QB	Wis.-Whitewater	12/3/2005	528
3. Brett Elliott, Linfield	Sr.	QB	Occidental	11/19/2005	525
4. J.D. Ricca, Hampden-Sydney	Sr.	QB	Sewanee	9/3/2005	494
5. J.D. Ricca, Hampden-Sydney	Sr.	QB	Gettysburg	9/10/2005	491
6. Keith Ricca, Catholic	Fr.	QB	La Salle	10/15/2005	488
7. Justin Rummell, Earlham	Sr.	QB	Manchester	9/10/2005	476
8. Wesley Cooper, Louisiana Col.	Sr.	QB	Mississippi Col.	10/29/2005	471
9. Jay Leonard, Juniata	Fr.	QB	FDU-Florham	11/12/2005	456
10. Russ Harbaugh, Wabash	Sr.	QB	Wooster	10/15/2005	452
Joe DiMeglio, Western Conn. St.	Sr.	QB	Springfield	10/7/2005	452
12. Rick Webster, Hanover	Sr.	QB	Bridgewater (Va.)	9/17/2005	440
Rick Webster, Hanover	Sr.	QB	Wash. & Jeff.	9/10/2005	440
14. Jason Boltus, Hartwick	Fr.	QB	Norwich	10/29/2005	439
Chris Warrick, Wesley	Jr.	QB	Salisbury	10/29/2005	439

Pass Completions

Rank, Name, Team	Cl.	Pos	vs. Opponent	Game Date	Pass Comp
1. Brett Elliott, Linfield	Sr.	QB	Wis.-Whitewater	12/3/2005	47
2. Josh Vogelbach, Guilford	Fr.	QB	Catholic	11/5/2005	45
3. Rick Webster, Hanover	Sr.	QB	Wash. & Jeff.	9/10/2005	42
4. Wesley Cooper, Louisiana Col.	Sr.	QB	Howard Payne	11/5/2005	41
Rick Webster, Hanover	Sr.	QB	Bridgewater (Va.)	9/17/2005	41
6. Adam Johnson, Howard Payne	Jr.	QB	Mississippi Col.	11/12/2005	38
7. Josh Vogelbach, Guilford	Fr.	QB	Bridgewater (Va.)	10/15/2005	37
8. Chris Edwards, Wash. & Jeff.	Sr.	QB	Grove City	10/15/2005	36
Wesley Cooper, Louisiana Col.	Sr.	QB	Austin	10/8/2005	36
Chuck Kleinschnitz, Merchant Marine	So.	QB	Claremont-M-S	9/10/2005	36
11. Wesley Cooper, Louisiana Col.	Sr.	QB	McMurry	10/1/2005	35
Chuck Kleinschnitz, Merchant Marine	So.	QB	Dickinson	9/17/2005	35
Hunter McMillan, Gettysburg	So.	QB	Hampden-Sydney	9/10/2005	35
Mike Orihel, Rowan	Jr.	QB	Chris. Newport	9/3/2005	35
15. Russ Harbaugh, Wabash	Sr.	QB	Albion	11/19/2005	34



Antwan Harris, Mount Ida

Mount Ida Sports Information

Rank, Name, Team	Cl.	Pos	vs. Opponent	Game Date	Pass Comp
Trevor Henderson, Hiram	Fr.	QB	Kenyon	11/5/2005	34
Keith Ricca, Catholic.....	Fr.	QB	Randolph-Macon	9/24/2005	34
Joe DeCraene, Manchester	Jr.	QB	Earlham	9/10/2005	34

Receptions

Rank, Name, Team	Cl.	Pos	vs. Opponent	Game Date	Rec
1. Brandon Chambers, Thiel.....	Sr.	WR	Carnegie Mellon	11/12/2005	15
Brad Duesing, Washington-St. Louis	Sr.	WR	Greenville	11/12/2005	15
Curt Christensen, Maranatha Baptist	Jr.	WR	Blackburn	9/24/2005	15
Mike Russell, Hanover.....	Sr.	WR	Wash. & Jeff.	9/10/2005	15
Brandon Tugmon, Manchester	Sr.	WR	Earlham	9/10/2005	15
6. Brandon Hazenberg, Linfield	Sr.	WR	Wis.-Whitewater	12/3/2005	14
B.J. Holleran, Westfield St.	Sr.	WR	Maine Maritime	10/29/2005	14
Josh Staley, Dubuque.....	Sr.	TE	Central (Iowa)	10/29/2005	14
Nic North, Marietta.....	Jr.	WR	Muskingum	10/22/2005	14
10. Casey Allen, Linfield.....	Sr.	WR	Wis.-Whitewater	12/3/2005	13
Brandon Hazenberg, Linfield	Sr.	WR	Occidental	11/19/2005	13
Andrew Neumann, Augsburg.....	Jr.	TE	St. Olaf	11/12/2005	13
Kyle Pearson, Luther.....	Jr.	WR	Cornell College	11/5/2005	13
Steve Angeletta, Union (N.Y.).....	Jr.	WR	St. Lawrence	10/29/2005	13
Lewis Howes, Capital	Fr.	WR	Baldwin-Wallace	10/22/2005	13
Kyle Pearson, Luther.....	Jr.	WR	Buena Vista	10/22/2005	13
Steven Richardson, Sul Ross St.	Fr.	WR	Hardin-Simmons	10/8/2005	13
Kevin Vogelsang, MIT.....	Fr.	WR	Curry	10/1/2005	13
Jon Harris, North Park	Sr.	WR	Ky. Wesleyan	9/3/2005	13

Receiving Yards

Rank, Name, Team	Cl.	Pos	vs. Opponent	Game Date	Rec Yds
1. Nick Bublavi, Catholic	Sr.	WR	La Salle	10/15/2005	386
2. David Nicklaus, Juniata.....	So.	WR	FDU-Florham	11/12/2005	284
3. Nathan Chandler, Millikin.....	Sr.	WR	Franklin	9/17/2005	274
4. Don Marshall, Delaware Valley	Jr.	WR	Juniata	11/5/2005	251
5. Joseph Konrad, John Carroll.....	Jr.	WR	Otterbein	10/29/2005	243
6. Larry Beavers, Wesley	So.	WR	Mary Hardin-Baylor	11/26/2005	239
7. Scott Casto, Mount Union.....	Sr.	WR	John Carroll	9/17/2005	238
8. Matt Fragodt, Minn.-Morris.....	Fr.	WR	Westminster (Mo.)	9/17/2005	233
9. Tyke Spencer, North Central (Ill.)	Sr.	WR	Benedictine (Ill.)	9/10/2005	228
10. P.J. Theisen, St. Thomas (Minn.).....	Jr.	WR	Hamline	11/5/2005	224
11. Casey Allen, Linfield.....	Sr.	WR	Occidental	11/19/2005	222
12. Jack Martin, Wash. & Lee	So.	WR	Hampden-Sydney	10/15/2005	219
13. Brad Duesing, Washington-St. Louis	Sr.	WR	Greenville	11/12/2005	218
Craig Chiado, Pacific Lutheran	Jr.	WR	Wis.-River Falls	9/24/2005	218
15. Brandon Hazenberg, Linfield	Sr.	WR	Occidental	11/19/2005	217
Craig Chiado, Pacific Lutheran	Jr.	WR	Whitworth	11/12/2005	217
Joe Chupp, Wheaton (Ill.)	Jr.	WR	Millikin	10/8/2005	217
Jack Martin, Wash. & Lee	So.	WR	Catholic	10/8/2005	217
Jon Branche, Rensselaer	Jr.	TE	Hobart	9/24/2005	217

All-Purpose Yards

Rank, Name, Team	Cl.	Pos	vs. Opponent	Game Date	All-Purp Yds
1. Andy Moriarty, Wis.-Oshkosh	So.	RB	Wis.-Eau Claire	11/5/2005	379
2. Antwan Harris, Mount Ida.....	Jr.	RB	Becker	9/24/2005	377
3. Lindy Crea, Hartwick.....	So.	RB	Utica	11/12/2005	360
Nathan Chandler, Millikin.....	Sr.	WR	Franklin	9/17/2005	360
5. Khalee Prothro, Widener.....	Fr.	RB	Moravian	10/1/2005	351
6. P.J. Williams, Mary Hardin-Baylor	Sr.	WR	Mississippi Col.	10/1/2005	339
7. Justin Alexander, Colorado Col.	Fr.	RB	Carnegie Mellon	10/1/2005	331
8. James Reile, St. John Fisher	Jr.	RB	Brockport St.	10/8/2005	325
9. Denny Kimmel, Anderson (Ind.).....	Jr.	RB	Earlham	9/17/2005	323
10. Terrel Mulford, Ferrum	Sr.	RB	Averett	10/1/2005	309
11. Phil Porta, Bethel (Minn.).....	Jr.	RB	Augsburg	11/4/2005	300
12. Chris Sharpe, Springfield	So.	QB	Western Conn. St.	10/7/2005	287
Blake Mears, Sewanee	So.	RB	Centre	10/1/2005	287
14. David Nicklaus, Juniata.....	So.	WR	FDU-Florham	11/12/2005	284
15. Kyle Pearson, Luther.....	Jr.	WR	Cornell College	11/5/2005	279

Solo Tackles

Rank, Name, Team	Cl.	Pos	vs. Opponent	Game Date	Solo Tack
1. Ron Ringgold, McDaniel	Sr.	LB	Dickinson	10/15/2005	17
2. Peter Thomas, Juniata	Sr.	LB	Albright	10/1/2005	16
Tore Alaimo, King's (Pa.)	Sr.	LB	Moravian	9/17/2005	16
4. Steve Butler, Albright.....	Sr.	DB	King's (Pa.)	9/24/2005	15
Tore Alaimo, King's (Pa.)	Sr.	LB	St. John Fisher	9/3/2005	15
6. Andrew Lehn, Central (Iowa).....	So.	LB	Wis.-Whitewater	11/19/2005	14
Mark Carlisle, Thomas More	Sr.	LB	Anderson (Ind.)	10/22/2005	14
Joey Furnari, Kenyon	Fr.	DB	Allegheny	10/15/2005	14
Clayton Darlage, Franklin	Sr.	LB	Olivet	9/10/2005	14
Mitch Fonseca, Wittenberg	Jr.	DB	Capital	9/3/2005	14

Rank	Name, Team	Cl.	Pos	vs. Opponent	Game Date	Solo Tack
	Kareem Morse, Chris. Newport	Sr.	LB	Rowan	9/3/2005	14
12.	Paul Sreen, Rose-Hulman	Fr.	LB	Centre	11/12/2005	13
	Robb Widuch, Wis.-Whitewater	Sr.	LB	Wis.-River Falls	11/12/2005	13
	Adam Neitzel, Wis.-La Crosse	So.	LB	Wis.-Eau Claire	10/22/2005	13
	Casey McConnell, Kenyon	Sr.	LB	Allegheny	10/15/2005	13
	Jeremy Lachmann, Colorado Col.	Jr.	DB	Carnegie Mellon	10/1/2005	13
	Jason Wright, Denison	So.	DB	Waynesburg	9/3/2005	13

Total Tackles

Rank	Name, Team	Cl.	Pos	vs. Opponent	Game Date	TT
1.	Bryan Meuse, Nichols	Jr.	DB	Endicott	10/29/2005	30
2.	Adam Neitzel, Wis.-La Crosse	So.	LB	Wis.-Eau Claire	10/22/2005	29
3.	Mike Matson, Augsburg	Jr.	LB	Bethel (Minn.)	11/4/2005	28
4.	Ron Ringgold, McDaniel	Sr.	LB	Dickinson	10/15/2005	24
5.	Rob Weinstein, Wis.-Stout	Jr.	DB	Wis.-Whitewater	11/5/2005	23
6.	Aaron Lewis, Carnegie Mellon	Jr.	DB	Thiel	11/12/2005	22
	Robb Widuch, Wis.-Whitewater	Sr.	LB	Wis.-River Falls	11/12/2005	22
	Taylor Kroger, Augsburg	Sr.	LB	Bethel (Minn.)	11/4/2005	22
	Tim Burns, Macalester	Sr.	DB	Hamline	10/29/2005	22
	Mike Matson, Augsburg	Jr.	LB	Concordia-M'head	10/29/2005	22
	Bryan Meuse, Nichols	Jr.	DB	Curry	10/16/2005	22
	Mike Matson, Augsburg	Jr.	LB	Hamline	10/15/2005	22
13.	Mike Pelkowski, Carthage	Sr.	LB	Elmhurst	11/12/2005	21
	Mark Mashburn, Dubuque	So.	LB	Buena Vista	11/5/2005	21
	Casey McConnell, Kenyon	Sr.	LB	Allegheny	10/15/2005	21
	Clayton Darlage, Franklin	Sr.	LB	Anderson (Ind.)	10/1/2005	21

Tackles for Loss

Rank	Name, Team	Cl.	Pos	vs. Opponent	Game Date	Solo TFL	Asst TFL	Total TFL
1.	Kevin McNamara, St. John's (Minn.)	Jr.	DL	Monmouth (Ill.)	11/19/2005	8	1	8.5
2.	Vance Murphy, Oberlin	Sr.	LB	Hiram	11/12/2005	6	1	6.5
3.	Jason Ripke, Simpson	Sr.	DL	Coe	11/12/2005	6	0	6.0
	Owen Case, Ohio Wesleyan	Jr.	DL	Wittenberg	10/29/2005	5	2	6.0
	Sean Crowley, Curry	Jr.	LB	Endicott	10/22/2005	6	0	6.0
	Eugene Lang, St. John Fisher	Jr.	LB	Norwich	10/15/2005	6	0	6.0
	Michael Anderson, Carthage	Sr.	DL	Augustana (Ill.)	10/8/2005	6	0	6.0
	Chris Kern, Simpson	Sr.	LB	Dubuque	9/24/2005	5	2	6.0
	Sam Jordan, Millikin	Fr.	LB	Franklin	9/17/2005	6	0	6.0
	Kevin Culbert, Frostburg St.	Sr.	DL	Newport News	9/10/2005	6	0	6.0
11.	Rob Tamillow, Chicago	Sr.	DL	Bethany (W.V.)	10/29/2005	4	3	5.5
	Kevin Culbert, Frostburg St.	Sr.	DL	Seton Hill	10/22/2005	4	3	5.5
	Drew Wethington, Washington-St. Louis	Jr.	DL	Rhodes	10/1/2005	5	1	5.5
14.	Rob Tamillow, Chicago	Sr.	DL	Eureka	11/12/2005	5	0	5.0
	Randy Tosh, Rowan	So.	LB	Montclair St.	11/12/2005	3	4	5.0
	Brian Calderone, Case Reserve	So.	DL	Chicago	11/5/2005	5	0	5.0
	Jason Ripke, Simpson	Sr.	DL	Buena Vista	10/29/2005	3	4	5.0
	Evan Watson, Wooster	Jr.	DB	Hiram	10/29/2005	4	2	5.0
	James Bechdol, St. Olaf	So.	DL	Hamline	10/22/2005	3	4	5.0
	Kevin Culbert, Frostburg St.	Sr.	DL	Brockport St.	9/24/2005	5	0	5.0
	Dortanian Blount, Millikin	Sr.	LB	Franklin	9/17/2005	5	0	5.0
	Tim Burns, Macalester	Sr.	DB	Grinnell	9/17/2005	5	0	5.0
	Eric Dube, Dickinson	So.	LB	Merchant Marine	9/17/2005	5	0	5.0
	Kris Zajac, Defiance	Sr.	DB	Bethany (W.V.)	9/17/2005	5	0	5.0
	Tim Goetz, Bethany (W.V.)	Sr.	LB	Thomas More	9/10/2005	4	2	5.0
	Chris Pisani, Oberlin	So.	LB	Macalester	9/10/2005	4	2	5.0

Pass Sacks

Rank	Name, Team	Cl.	Pos	vs. Opponent	Game Date	Solo Sack	Asst Sack	Total Sacks
1.	Kevin McNamara, St. John's (Minn.)	Jr.	DL	Monmouth (Ill.)	11/19/2005	6	1	6.5
2.	Randy Tosh, Rowan	So.	LB	Montclair St.	11/12/2005	3	4	5.0
3.	Kevin Culbert, Frostburg St.	Sr.	DL	Seton Hill	10/22/2005	4	1	4.5
4.	Chris Pisani, Oberlin	So.	LB	Hiram	11/12/2005	3	2	4.0
	Brian Steinert, Rhodes	Sr.	LB	Washington-St. Louis	10/1/2005	4	0	4.0
	James Baker, Norwich	Sr.	DL	Plymouth St.	9/24/2005	4	0	4.0
	Chris Kern, Simpson	Sr.	LB	Dubuque	9/24/2005	4	0	4.0
	Kevin Strouse, Thiel	Sr.	DL	Bethany (W.V.)	9/24/2005	4	0	4.0
	Andy Fuchs, Kenyon	Jr.	LB	Case Reserve	9/17/2005	4	0	4.0
	Kris Zajac, Defiance	Sr.	DB	Bethany (W.V.)	9/17/2005	4	0	4.0
11.	Jarel Price, Louisiana Col.	Fr.	DL	Mississippi Col.	10/29/2005	3	1	3.5
	Jason Ripke, Simpson	Sr.	DL	Buena Vista	10/29/2005	2	3	3.5
	Josh Moore, Westminster (Mo.)	Jr.	DL	Maranatha Baptist	10/15/2005	3	1	3.5
	Buddy Roberts, Howard Payne	Sr.	DL	McMurry	10/15/2005	3	1	3.5
	Austin Richard, Whitworth	Sr.	DL	Eastern Ore.	10/1/2005	1	5	3.5
	Matt Stephens, Howard Payne	Sr.	DL	Hardin-Simmons	10/1/2005	3	1	3.5
	Chris Pisani, Oberlin	So.	LB	Macalester	9/10/2005	3	1	3.5



Bryan Meuse, Nichols



Kevin McNamara, St. John's (Minnesota)

Nichols Sports Information

St. John's (Minnesota) Sports Information

STATISTICAL LEADERS

Passes Defended

Rank, Name, Team	Cl.	Pos	vs. Opponent	Game Date	PBU	Int	TPD
1. D.J. Moore, Dubuque.....	Jr.	DB	Central (Iowa)	10/29/2005	6	1	7
2. Kynan Mello, Plymouth St.	Fr.	DB	Mass.-Dartmouth	9/10/2005	3	3	6
3. Ryne Davison, Mississippi Col.	Fr.	DB	Howard Payne	11/12/2005	3	2	5
Michael Evans, Oberlin.....	Fr.	DB	Hiram	11/12/2005	4	1	5
Joel Steinmetz, Mt. St. Joseph.....	Jr.	DL	Anderson (Ind.)	11/5/2005	3	2	5
Sylvester Walker, Howard Payne.....	Fr.	DB	Louisiana Col.	11/5/2005	3	2	5
Keith Snyder, Defiance.....	Fr.	DB	Hanover	10/15/2005	2	3	5
Adam Herrington, Franklin	So.	DB	Anderson (Ind.)	10/1/2005	5	0	5
Jonathan Menhart, Carnegie Mellon	Jr.	DB	Colorado Col.	10/1/2005	2	3	5
Nic Cass, Defiance.....	So.	DB	Bethany (W.V.)	9/17/2005	3	2	5
Chad Hinrichs, Buena Vista.....	Sr.	DB	Loras	9/17/2005	2	3	5
Lovell Johnson, Sul Ross St.	Fr.	DB	Mississippi Col.	9/17/2005	5	0	5
Matt Newton, East Tex. Baptist.....	Sr.	DB	Howard Payne	9/17/2005	5	0	5
Jonathan Menhart, Carnegie Mellon	Jr.	DB	Hiram	9/3/2005	4	1	5
Andrew Terlecky, Denison.....	Jr.	DB	Waynesburg	9/3/2005	2	3	5

Forced Fumbles

Rank, Name, Team	Cl.	Pos	vs. Opponent	Game Date	FF
1. Jake Dearing, Texas Lutheran	Sr.	LB	McMurry	9/24/2005	3
2. Anthoni Fazio, Wittenberg	Sr.	LB	Allegheny	11/12/2005	2
Brandon French, Wooster	Jr.	DL	Ohio Wesleyan	11/12/2005	2
Andy Fuchs, Kenyon.....	Jr.	LB	Denison	11/12/2005	2
Brant McAdams, Trinity (Tex.).....	Sr.	LB	Millsaps	11/12/2005	2
Keller Bankston, Rhodes.....	So.	LB	Millsaps	11/5/2005	2
Brad Quigley, Sul Ross St.	Jr.	DL	Austin	10/29/2005	2
Jose Colon, Ithaca	Sr.	LB	Utica	10/22/2005	2
Dustin Hertel, DePauw	Sr.	DL	Millsaps	10/22/2005	2
Taylor Huffman, Louisiana Col.	So.	DB	East Tex. Baptist	10/22/2005	2
Samuel Kent, Manchester	So.	DL	Mt. St. Joseph	10/15/2005	2
Derrick Wageneck, Austin	Fr.	DB	Texas Lutheran	10/1/2005	2
Josh Deeter, Anderson (Ind.).....	So.	DB	Taylor (Ind.)	9/10/2005	2
Jeff Inman, Hampden-Sydney.....	Sr.	DB	Gettysburg	9/10/2005	2
Steve Greene, Ohio Wesleyan.....	Sr.	DL	Franklin	9/3/2005	2
Andy Tenney, Waynesburg.....	Sr.	DB	Denison	9/3/2005	2
Tyler White, Trinity (Tex.)	Sr.	DL	Austin	9/3/2005	2
Will Corbin, Muhlenberg.....	Sr.	DL	TCNJ	9/2/2005	2

2005 Division III Longest Plays

Rushing

Yds.	Player, Team (Opponent)
99	Jay Bernardo, Rensselaer (Endicott)
99	Neil Suckow, Coe (Simpson)
97	Mike Guzman, Augustana (Ill.) (Ill. Wesleyan)
96	Tristan Murray, Wittenberg (Dayton)
95	Denny Kimmel, Anderson (Ind.) (Earlham)
95	Nate Kmic, Mount Union (Wis.-Whitewater)
94	Tom Arcidiacono, Union (N.Y.) (Merchant Marine)
91	Silas Paul, Puget Sound (Claremont-M-S)
91	Ryan Abels, Waynesburg (Thomas More)
90	Mark Hannon, Amherst (Hamilton)

Passing

Yds.	Passer-Receiver, Team (Opponent)
96	Keith Ricca-Ryan Bowman, Catholic (Guilford)
96	Billy Orsagh-Matt Foisy, Millsaps (Rose-Hulman)
95	Sean Salinas-Jason Trahan, Texas Lutheran (McMurry)
94	Jason Boltus-Lindy Crea, Hartwick (Utica)
93	Chris Ronchetti-Chuck Howard, Methodist (Shenandoah)
92	Mike Jorris-Pierre Garcon, Mount Union (Mt. St. Joseph)
91	Mike Lomas-Khalee Prothro, Widener (Susquehanna)
89	Adam Knoblauch-Don Marshall, Delaware Valley (Juniata)
89	Brett Elliott-Casey Allen, Linfield (Willamette)

Pass Interception Returns

Yds.	Player, Team (Opponent)
100	Jabrill Joseph, Rowan (Wilkes)
96	Clay Piper, Grove City (Wash. & Jeff.)
95	C.J. Villegas, McMurry (Howard Payne)
95	Jake Bennett, Ohio Northern (Heidelberg)
93	Jeremy Squires, Coe (Buena Vista)
92	Tom Anthony, Augustana (Ill.) (Elmhurst)
92	Bill Struzzi, Ithaca (St. John Fisher)
90	Josh Armstrong, Linfield (Pacific Lutheran)
90	Chad Otte, Wilmington (Ohio) (Heidelberg)
86	P.J. Williams, Mary Hardin-Baylor (Mississippi Col.)

Punt Returns

Yds.	Player, Team (Opponent)
93	Geoff Walker, Wabash (Oberlin)
87	Scott Casto, Mount Union (Heidelberg)
83	Neil Suckow, Coe (Dubuque)
83	D.J. Howard, Adrian (Albion)
83	Wes Hostetler, Ohio Northern (Westminster [Pa.]
83	Anthony Fanelli, John Carroll (Hope)
81	Evan Halfner, Monmouth (Ill.) (Grinnell)
80	Ryan Ross, TCNJ (Rowan)
76	Andrew O'Connell, Wooster (Kenyon)
75	Brandon Tann, Frostburg St. (Seton Hill)
75	J.R. Hair, Greensboro (Maryville [Tenn.]

Kickoff Returns

Yds.	Player, Team (Opponent)
100	Adamis Gonzalez, Western Conn. St. (TCNJ)
100	Sean Buggley, Westminster (Pa.) (Wash. & Jeff.)
98	Stuart Sitterson, Wash. & Lee (Emory & Henry)
97	William Forde, Tufts (Williams)
97	Chris Schubert, Oberlin (Macalester)
97	Jeremy McSwain, Methodist (Emory & Henry)
96	Will Galusha, Hardin-Simmons (Sul Ross St.)
96	Steve Howard, Muskingum (Heidelberg)
95	Nathan Smith, Gettysburg (McDaniel)
95	John Conroy, Otterbein (Heidelberg)

Fumble Returns

Yds.	Player, Team (Opponent)
100	Shawn Ellies, Marietta (Mount Union)
75	Keith Keenan, Allegheny (Ohio Wesleyan)

Punts

Yds.	Player, Team (Opponent)
84	Kevin Malone, Knox (Illinois Col.)
81	Jesse Harms, Coast Guard (Norwich)
80	Jonathan Russell, Mississippi Col. (Mary Hardin-Baylor)
77	Jacob Thomas, Wittenberg (Alma)
77	Brett Bueltel, Rose-Hulman (Centre)
77	Anthony Liuzza, Methodist (Salisbury)
76	Tom Vanik, Frostburg St. (Montclair St.)
76	Hunter Hamrick, Mary Hardin-Baylor (Mississippi Col.)
76	Aaron McLean, Millikin (North Central [Ill.])
76	Brant Ver Meer, Central (Iowa) (Bethel [Minn.])

Field Goals

Yds.	Player, Team (Opponent)
61	Jeremy Seeton, East Tex. Baptist (Mississippi Col.)
55	Mike Tomlinson, Oberlin (Macalester)
53	Connor Pearce, Cal Lutheran (Occidental)
52	Aaron McLean, Millikin (Franklin)
50	Nick Sanchez, McMurry (Austin)
50	Bill Nelson, Simpson (Buena Vista)
50	Sean Conway, Redlands (Claremont-MS)

2005 Division III Team Single-Game Highs**Points**

Rank, Team	vs. Opponent	Game Date	Points	
1. Rockford	Principia	9/24/2005	82	
2. Salisbury	Newport News	10/1/2005	77	
3. Wis.-Whitewater	Lakeland	9/17/2005	73	
4. Mary Hardin-Baylor	McMurry	11/5/2005	72	
5. St. Olaf	Macalester	9/24/2005	71	
6. St. John Fisher	Hartwick	10/1/2005	70	
	Mount Union	9/17/2005	70	
8. Earlham	Manchester	9/1/2005	69	
9. Ohio Northern	Heidelberg	10/8/2005	68	
10. Martin Luther	Trinity Bible (N.D.)	10/22/2005	66	
	Salisbury	Buffalo St.	10/15/2005	66
	Capital	Heidelberg	9/24/2005	66
	Wittenberg	Hiram	9/15/2005	66
14. Mount Ida	Becker	10/24/2005	65	
15. Augustana (Ill.)	Elmhurst	10/29/2005	64	
	North Central (Ill.)	Augsburg	9/17/2005	64

Total Offense

Rank, Team	vs. Opponent	Game Date	Tot Off	
1. Rockford	Principia	9/24/2005	778	
	Wash. & Jeff.	Hanover	9/10/2005	778
3. Mount Union	Marietta	10/15/2005	755	
4. Colorado Col.	Menlo	11/12/2005	711	
5. Wis.-Whitewater	Wis.-Platteville	10/22/2005	706	
6. Hardin-Simmons	Louisiana Col.	9/17/2005	703	
7. Linfield	Occidental	11/19/2005	698	
8. Mount Union	John Carroll	9/17/2005	687	
9. St. Olaf	Augsburg	11/12/2005	686	
	Ferrum	Averett	10/1/2005	686
11. St. John's (Minn.)	St. Olaf	10/29/2005	672	
	St. John Fisher	Rochester	9/10/2005	672
13. Wis.-Whitewater	Wis.-Stevens Point	10/8/2005	663	
14. Union (N.Y.)	Ithaca	11/19/2005	660	
15. Wash. & Jeff.	Bethany (W.V.)	10/22/2005	658	
	McMurry	Louisiana Col.	10/1/2005	658

Rushing Yards

Rank, Team	vs. Opponent	Game Date	Rush Yds
1. Springfield	Hartwick	11/5/2005	542
2. Beloit	Grinnell	11/12/2005	531
3. Ferrum	Averett	10/1/2005	526
4. Augustana (Ill.)	Catholic	9/10/2005	516
5. Wis.-River Falls	Pacific Lutheran	9/24/2005	506
6. Carnegie Mellon	Colorado Col.	10/1/2005	494
7. Concordia-M'head	St. Olaf	11/5/2005	489
8. Rockford	Principia	9/24/2005	482
9. Ferrum	Greensboro	10/29/2005	474
10. Ulica	Hartwick	11/12/2005	473
11. Ferrum	N.C. Wesleyan	11/5/2005	463
12. Mary Hardin-Baylor	Mississippi Col.	10/1/2005	461
13. Olivet	Hope	10/8/2005	452
14. Chapman	Lewis & Clark	10/1/2005	450
15. Salisbury	Buffalo St.	10/15/2005	448

Passing Yards

Rank, Team	vs. Opponent	Game Date	Pass Yds	
1. Guilford	Catholic	11/5/2005	582	
2. Linfield	Occidental	11/19/2005	540	
3. Linfield	Wis.-Whitewater	12/3/2005	528	
4. Mount Union	John Carroll	9/17/2005	507	
5. Wabash	Wooster	10/15/2005	499	
6. St. John's (Minn.)	St. Olaf	10/29/2005	482	
7. Earlham	Manchester	9/10/2005	476	
8. Louisiana Col.	Mississippi Col.	10/29/2005	471	
9. Wesley	Salisbury	10/29/2005	470	
10. Dubuque	Blackburn	9/10/2005	463	
11. Wis.-Whitewater	Wis.-Platteville	10/22/2005	459	
12. Pacific Lutheran	Menlo	11/5/2005	458	
13. Juniata	FDU-Florham	11/12/2005	456	
14. St. Olaf	Augsburg	11/12/2005	452	
	Western Conn. St.	Springfield	10/7/2005	452



Conference Standings and Champions

2005 Conference Standings	294
All-Time Conference Champions	297
Discontinued Conferences	305



ECAC Division III Southwest Bowl Championship: Moravian 14, Frostburg St. 7, November 19 at Frostburg, Md.

ECAC Division III South Atlantic Bowl Championship: Widener 27, Montclair St. 18, November 19 at Chester, Pa.

MIDWEST CONFERENCE

Table with columns: Team, Conference (W, L, Pct.), Full Season (W, L, Pct.). Rows include Monmouth (Ill.), St. Norbert, Carroll (Wis.), Ripon, Beloit, Lawrence, Knox, Lake Forest, Illinois Col., Grinnell.

NCAA Division III Playoffs (0-1): Monmouth (Ill.) (0-1, lost to St. John's [Minn.], 62-3, in first round).

MINNESOTA INTERCOLLEGIATE ATHLETIC CONFERENCE

Table with columns: Team, Conference (W, L, Pct.), Full Season (W, L, Pct.). Rows include St. John's (Minn.), Concordia-M'head, St. Olaf, Bethel (Minn.), St. Thomas (Minn.), Gust. Adolphus, Carleton, Hamline, Augsburg.

NCAA Division III Playoffs (2-2): St. John's (Minn.) (1-1, defeated Monmouth [Ill.], 62-3, in first round; lost to Wis.-Whitewater, 34-7, in second round); Concordia-M'head (1-1, defeated Coe, 27-14, in first round; lost to Linfield, 28-14, in second round).

NEW ENGLAND FOOTBALL CONFERENCE

Table with columns: Team, Conference (W, L, Pct.), Full Season (W, L, Pct.). Rows include Bogan Division (Fitchburg St., Bridgewater St., Maine Maritime, Worcester St., Westfield St., Framingham St., Mass. Maritime) and Boyd Division (Curry, Endicott, Mass.-Dartmouth, MIT, Western New Eng., Salve Regina, Nichols).

NEFC Championship Game: Curry 17, Fitchburg St. 14 (2 ot), November 12 at Milton, Mass.

NCAA Division III Playoffs (0-1): Curry (0-1, lost to Delaware Valley, 37-22, in first round).

ECAC Division III North Atlantic Bowl Championship: Alfred 63, Maine Maritime 20, November 19 at Alfred, N.Y.

ECAC Division III Northeast Bowl Championship: Bridgewater St. 34, Fitchburg St. 15, November 19 at Fitchburg, Mass.

NEW ENGLAND SMALL COLLEGE ATHLETIC CONFERENCE

Table with columns: Team, Conference (W, L, Pct.), Full Season (W, L, Pct.). Rows include Trinity (Conn.), Colby, Bowdoin, Williams, Amherst, Middlebury.

Table with columns: Team, Conference (W, L, Pct.), Full Season (W, L, Pct.). Rows include Bates, Tufts, Hamilton, Wesleyan (Conn.).

NEW JERSEY ATHLETIC CONFERENCE

Table with columns: Team, Conference (W, L, Pct.), Full Season (W, L, Pct.). Rows include Rowan, Cortland St., Montclair St., Western Conn. St., Kean, Wm. Paterson, TCNJ.

NCAA Division III Playoffs (3-2): Rowan (3-1, defeated Wilkes, 42-3, in first round; defeated Union [N.Y.], 28-24, in second round; defeated Delaware Valley, 27-21, in quarterfinals; lost to Mount Union, 19-7, in semifinals); Cortland St. (0-1, lost to Hobart, 23-22, in first round).

ECAC Division III South Atlantic Bowl Championship: Widener 27, Montclair St. 18, November 19 at Chester, Pa.

NORTH COAST ATHLETIC CONFERENCE

Table with columns: Team, Conference (W, L, Pct.), Full Season (W, L, Pct.). Rows include Wabash, Kenyon, Ohio Wesleyan, Wittenberg, Wooster, Denison, Allegheny, Oberlin, Hiram, Earlham.

NCAA Division III Playoffs (1-1): Wabash (1-1, defeated Albion, 39-20, in first round; lost to Capital, 14-11, in second round).

NORTHWEST CONFERENCE

Table with columns: Team, Conference (W, L, Pct.), Full Season (W, L, Pct.). Rows include Linfield, Willamette, Whitworth, Puget Sound, Pacific Lutheran, Lewis & Clark*.

*Lewis & Clark did not play NWC schedule in 2005.

NCAA Division III Playoffs (2-1): Linfield (2-1, defeated Occidental, 63-21, in first round; defeated Concordia-M'head, 28-14, in second round; lost to Wis.-Whitewater, 44-41, in quarterfinals).

OHIO ATHLETIC CONFERENCE

Table with columns: Team, Conference (W, L, Pct.), Full Season (W, L, Pct.). Rows include Mount Union, Ohio Northern, Capital, John Carroll, Otterbein, Marietta, Baldwin-Wallace, Muskingum, Wilmington (Ohio), Heidelberg.

NCAA Division III Playoffs (7-1): Mount Union (5-0, defeated Mt. St. Joseph, 49-6, in first round; defeated Augustana [Ill.], 44-7, in second round; defeated Capital, 34-31, in quarterfinals; defeated Rowan, 19-7, in semifinals; defeated Wis.-Whitewater, 35-28, in championship game); Capital (2-1, defeated North Central [Ill.], 21-19, in first round; defeated Wabash, 14-11, in second round; lost to Mount Union, 34-31, in quarterfinals).

OLD DOMINION ATHLETIC CONFERENCE

Table with columns: Team, Conference (W, L, Pct.), Full Season (W, L, Pct.). Rows include Bridgewater (Va.), Hampden-Sydney, Wash. & Lee, Guilford, Catholic, Randolph-Macon, Emory & Henry.

NCAA Division III Playoffs (2-1): Bridgewater (Va.) (2-1, defeated Wash. & Jeff., 30-21, in first round; defeated Thiel, 24-13, in second round; lost to Wesley, 46-7, in quarterfinals).

PRESIDENTS' ATHLETIC CONFERENCE

Table with columns: Team, Conference (W, L, Pct.), Full Season (W, L, Pct.). Rows include Thiel, Wash. & Jeff., Thomas More, Waynesburg, Westminster (Pa.), Grove City, Bethany (W.V.).

NCAA Division III Playoffs (1-2): Thiel (1-1, defeated Johns Hopkins, 28-3, in first round; lost to Bridgewater [Va.], 24-13, in second round); Wash. & Jeff. (0-1, lost to Bridgewater [Va.], 30-21, in first round).

SOUTHERN CALIFORNIA INTERCOLLEGIATE ATHLETIC CONFERENCE

Table with columns: Team, Conference (W, L, Pct.), Full Season (W, L, Pct.). Rows include Occidental, Cal Lutheran, Redlands, La Verne, Pomona-Pitzer, Claremont-M-S, Whittier.

NCAA Division III Playoffs (0-1): Occidental (0-1, lost to Linfield, 63-21, in first round).

SOUTHERN COLLEGIATE ATHLETIC CONFERENCE

Table with columns: Team, Conference (W, L, Pct.), Full Season (W, L, Pct.). Rows include Trinity (Tex.), DePauw, Sewanee, Centre, Rose-Hulman, Millsaps, Rhodes.

NCAA Division III Playoffs (0-1): Trinity (Tex.) (0-1, lost to Mary Hardin-Baylor, 35-6, in first round).

UNIVERSITY ATHLETIC ASSOCIATION

Table with columns: Team, Conference (W, L, Pct.), Full Season (W, L, Pct.). Rows include Chicago, Washington-St. Louis, Carnegie Mellon, Case Reserve.

UPPER MIDWEST ATHLETIC CONFERENCE

Table with columns: Team, Conference (W, L, Pct.), Full Season (W, L, Pct.). Rows include Northwestern (Minn.), Martin Luther, Minn.-Morris, Crown, Trinity Bible, South Division (Westminster (Mo.), Rockford).

Team	Conference			Full Season		
	W	L	Pct.	W	L	Pct.
South Division						
Maranatha Baptist....	2	5	.286	4	5	.444
Blackburn.....	2	5	.286	2	8	.200
Principia.....	1	6	.143	1	8	.111

UMAC Championship Game: Northwestern (Minn.) 27, Westminster (Mo.) 7, October 28 in Minneapolis, Minn.

NCCAA Victory Bowl Championship: Olivet 29, Northwestern (Minn.) 13, November 19 at St. Paul, Minn.

USA SOUTH ATHLETIC CONFERENCE

Team	Conference			Full Season		
	W	L	Pct.	W	L	Pct.
Ferrum.....	6	1	.857	9	2	.818
Methodist.....	6	1	.857	8	2	.800
Averett.....	5	2	.714	7	3	.700
Chris. Newport.....	5	2	.714	6	4	.600
N.C. Wesleyan.....	3	4	.429	4	6	.400
Maryville (Tenn.).....	2	5	.286	3	7	.300
Greensboro.....	1	6	.143	1	9	.100
Shenandoah.....	0	7	.000	1	9	.100

NCAA Division III Playoffs (0-1): Ferrum (0-1, lost to Wesley, 59-14, in first round).

WISCONSIN INTERCOLLEGIATE ATHLETIC CONFERENCE

Team	Conference			Full Season		
	W	L	Pct.	W	L	Pct.
Wis.-Whitewater.....	6	1	.857	10	2	.833
Wis.-Oshkosh.....	5	2	.714	8	2	.800
Wis.-Eau Claire.....	5	2	.714	7	3	.700
Wis.-La Crosse.....	4	3	.571	6	4	.600
Wis.-Stout.....	4	3	.571	5	5	.500
Wis.-Stevens Point....	2	5	.286	2	7	.222
Wis.-River Falls.....	1	6	.143	4	6	.400
Wis.-Platteville.....	1	6	.143	3	7	.300

NCAA Division III Playoffs (4-1): Wis.-Whitewater (4-1, defeated Central [Iowa], 34-14, in first round; defeated St. John's [Minn.], 34-7, in second round; defeated Linfield, 44-41, in quarterfinals; defeated Wesley, 58-6, in semifinals; lost to Mount Union, 35-28, in championship game).

INDEPENDENTS

Team	Full Season		
	W	L	Pct.
Huntingdon.....	7	2	.778
Husson.....	3	4	.429
Plymouth St.....	4	6	.400
Chapman.....	2	7	.222
Colorado Col.....	2	8	.200
Mount Ida.....	1	9	.100
Becker.....	0	8	.000
Macalester.....	0	9	.000
Menlo.....	0	10	.000

All-Time Conference Champions

Division II

(Information before 1997 researched and submitted by Jeff Hodges, SID, University of North Alabama.)

CENTRAL INTERCOLLEGIATE ATHLETIC ASSOCIATION

Year	Champion
1912	Howard
1913	Hampton
1914	Hampton
1915	Hampton
1916	Hampton
1917	Virginia Union
1918-20	None
1921	Virginia Union
1922	Hampton
1923	Virginia Union
1924	Lincoln (Pa.)
1925	Hampton
1926	Hampton
1927	N.C. A&T
1928	Hampton
1929	Virginia St.
1930	Morgan St.
1931	Hampton
1932	Morgan St.
1933	Morgan St.
1934	Morgan St.
1935	Morgan St.
1936	Virginia St.
1937	Morgan St.
1938	Virginia St.
1939	Virginia St.
1940	Morgan St.
1941	Morgan St.
1942	Morgan St.
1943	Morgan St.
1944	Morgan St.
1945	Virginia St.
1946	Morgan St.
1947	Shaw
1948	West Virginia St.
1949	Morgan St.
1950	N.C. A&T
1951	West Virginia St.
1952	Virginia St.
1953	N.C. Central
1954	N.C. Central

Year	Champion
1955	Md.-East. Shore
1956	Delaware St., Morgan St. & N.C. Central
1957	Md.-East. Shore
1958	N.C. A&T
1959	N.C. A&T
1960	Md.-East. Shore
1961	N.C. Central
1962	Morgan St.
1963	N.C. Central
1964	N.C. A&T
1965	Morgan St.
1966	Morgan St.
1967	Morgan St.
1968	Morgan St.
1969	Johnson C. Smith
1970	Virginia St.
1971	Elizabeth City St.
1972	Virginia St.
1973	Virginia Union
1974	Norfolk St.
1975	Norfolk St.
1976	Norfolk St.
1977	Winston-Salem
1978	Winston-Salem
1979	Virginia Union
1980	N.C. Central
1981	Virginia Union
1982	Virginia Union
1983	Virginia Union
1984	Norfolk St.
1985	Hampton
1986	Virginia Union
1987	Winston-Salem
1988	Winston-Salem
1989	Bowie St.
1990	Winston-Salem
1991	Winston-Salem
1992	Hampton
1993	Hampton
1994	Hampton
1995	Virginia St.
1996	Virginia St.
1997	Livingstone, Virginia St. & Virginia Union
1998	Livingstone & Winston-Salem
1999	Winston-Salem
2000	Winston-Salem
2001	Virginia Union
2002	Fayetteville St.
2003	Fayetteville St.
2004	Shaw
2005	N.C. Central

GREAT LAKES INTERCOLLEGIATE ATHLETIC CONFERENCE

Year	Champion
1973	Northwood
1974	Ferris St. & Northwood
1975	Wayne St. (Mich.)
1976	Northwood
1977	Grand Valley St.
1978	Grand Valley St.
1979	Saginaw Valley
1980	Hillsdale
1981	Grand Valley St.
1982	Hillsdale
1983	Saginaw Valley
1984	Saginaw Valley
1985	Hillsdale
1986	Hillsdale
1987	Northern Mich.
1988	Hillsdale
1989	Grand Valley St.
1999	Ferris St. & Northwood
2000	Northwood & Saginaw Valley
2001	Grand Valley St.
2002	Grand Valley St.
2003	Saginaw Valley
2004	Michigan Tech & Northwood
2005	Grand Valley St.

GREAT NORTHWEST ATHLETIC CONFERENCE (Formerly Columbia Football Association)

Year	Champion
1999	Western Wash.
2000	Central Wash. & Western Wash.
2001	Western Wash.
2002	Central Wash.
2003	Western Wash.
2004	Central Wash.
2005	Central Wash.

GULF SOUTH CONFERENCE

Year	Champion
1972	Northwestern St.
1973	Troy
1974	Jacksonville St.
1975	Nicholls St.
1976	Troy
1977	Jacksonville St.
1978	Jacksonville St.
1979	Mississippi Col.

Year	Champion
1980	North Ala.
1981	Jacksonville St.
1982	Jacksonville St.
1983	North Ala.
1984	Troy
1985	North Ala.
1986	Troy
1987	Troy
1988	Tenn.-Martin, Jacksonville St. & Mississippi Col.
1989	Jacksonville St.
1990	Mississippi Col.
1991	Jacksonville St.
1992	Jacksonville St.
1993	North Ala.
1994	North Ala.
1995	North Ala.
1996	Valdosta St.
1997	Southern Ark. & West Ga.
1998	Delta St. & West Ga.
1999	Arkansas Tech
2000	Delta St., Valdosta St. & West Ga.
2001	Valdosta St.
2002	Valdosta St.
2003	North Ala.
2004	Valdosta St.
2005	Central Ark.

LONE STAR CONFERENCE

Year	Champion
1933	Tex. A&M-Commerce
1934	Tex. A&M-Commerce
1935	Tex. A&M-Commerce, North Texas & Stephen F. Austin
1937	Tex. A&M-Commerce
1938	Tex. A&M-Commerce
1939	North Texas
1940	North Texas
1941	North Texas
1942	Tex. A&M-Commerce
1943-45	None
1946	North Texas
1947	North Texas
1948	Texas St.
1949	Tex. A&M-Commerce
1950	Sul Ross St.
1951	Tex. A&M-Commerce
1952	Tex. A&M-Commerce
1953	Tex. A&M-Commerce
1954	Tex. A&M-Commerce & Texas St.
1955	Tex. A&M-Commerce, Sam Houston St. & Texas St.
1956	Sam Houston St.
1957	Tex. A&M-Commerce & Lamar
1958	Tex. A&M-Commerce
1959	Tex. A&M-Kingsville
1960	Tex. A&M-Kingsville
1961	Sam Houston St.
1962	Tex. A&M-Kingsville
1963	Texas St.
1964	Sam Houston St.
1965	Sul Ross St.
1966	Tex. A&M-Commerce
1967	Tex. A&M-Kingsville
1968	Tex. A&M-Kingsville
1969	Tex. A&M-Kingsville & Tex. A&M-Commerce
1970	Tex. A&M-Kingsville
1971	Howard Payne
1972	Tex. A&M-Commerce
1973	Abilene Christian
1974	Tex. A&M-Kingsville
1975	Tex. A&M-Kingsville
1976	Tex. A&M-Kingsville
1977	Tex. A&M-Kingsville & Abilene Christian
1978	Angelo St.
1979	Tex. A&M-Kingsville
1980	Texas St.
1981	Texas St.
1982	Texas St.
1983	Tex. A&M-Commerce & Texas St.
1984	Angelo St.
1985	Tex. A&M-Kingsville
1986	West Tex. A&M
1987	Tex. A&M-Kingsville & Angelo St.
1988	Tex. A&M-Kingsville
1989	Tex. A&M-Kingsville
1990	Tex. A&M-Commerce
1991	Eastern N.M.
1992	Tex. A&M-Kingsville
1993	Tex. A&M-Kingsville
1994	Tex. A&M-Kingsville

Year	Champion
1995	Tex. A&M-Kingsville
1996	Tex. A&M-Kingsville
1997	Tex. A&M-Kingsville
1998	Central Okla.
1999	Central Okla., Northeastern St. & Southeastern St.
2000	Northeastern St.
2001	Tarleton St. & Tex. A&M-Kingsville
2002	Tex. A&M-Kingsville
2003	Tex. A&M-Kingsville
2004	Tex. A&M-Kingsville
2005	West Tex. A&M

MID-AMERICA INTERCOLLEGIATE ATHLETICS ASSOCIATION (Formerly Missouri Intercollegiate Athletic Association)

Year	Champion
1924	Truman
1925	Northwest Mo. St.
1926	Central Mo. St.
1927	Truman
1928	Missouri St. & Truman
1929	Truman
1930	Truman
1931	Northwest Mo. St.
1932	Truman
1933	Truman
1934	Truman
1935	Truman
1936	Truman
1937	Southeast Mo. St.
1938	Northwest Mo. St.
1939	Northwest Mo. St.
1940	Missouri St.
1941	Northwest Mo. St. & Mo.-Rolla
1942	Northwest Mo. St. & Southeast Mo. St.
1943-45	None
1946	Southeast Mo. St.
1947	Mo.-Rolla
1948	Northwest Mo. St. Missouri St.
1949	Mo.-Rolla
1950	Mo.-Rolla
1951	Truman Missouri St.
1952	Northwest Mo. St. Truman
1953	Truman
1954	Truman
1955	Southeast Mo. St.
1956	Central Mo. St. Mo.-Rolla
1957	Southeast Mo. St.
1958	Southeast Mo. St.
1959	Southeast Mo. St.
1960	Truman
1961	Truman
1962	Southeast Mo. St.
1963	Missouri St.
1964	Truman
1965	Truman
1966	Missouri St.
1967	Southeast Mo. St.
1968	Southeast Mo. St.
1969	Truman & Southeast Mo. St.
1970	Central Mo. St. & Truman
1971	Truman
1972	Lincoln (Mo.) & Truman
1973	Southeast Mo. St.
1974	Northwest Mo. St.
1975	Southeast Mo. St.
1976	Truman & Southeast Mo. St.
1977	Mo.-Rolla & Southeast Mo. St.
1978	Missouri St.
1979	Northwest Mo. St.
1980	Mo.-Rolla
1981	Truman
1982	Truman
1983	Central Mo. St. & Mo.-Rolla
1984	Northwest Mo. St.
1985	Truman
1986	Central Mo. St.
1987	Central Mo. St. & Southeast Mo. St.
1988	Central Mo. St., Truman & Southeast Mo. St.
1989	Pittsburg St.
1990	Pittsburg St.
1991	Pittsburg St.
1992	Pittsburg St.

Year	Champion
1993	Mo. Southern St.
1994	Pittsburg St.
1995	Pittsburg St.
1996	Northwest Mo. St. & Pittsburg St.
1997	Northwest Mo. St.
1998	Northwest Mo. St.
1999	Northwest Mo. St.
2000	Northwest Mo. St.
2001	Pittsburg St.
2002	Northwest Mo. St.
2003	Central Mo. St., Emporia St., Mo. Western St., Northwest Mo. St. & Pittsburg St.
2004	Pittsburg St.
2005	Washburn

NORTH CENTRAL CONFERENCE

Year	Champion
1922	South Dakota St.
1923	Morningside
1924	South Dakota St.
1925	North Dakota St. & Creighton
1926	South Dakota St.
1927	South Dakota & Creighton
1928	North Dakota
1929	North Dakota
1930	North Dakota
1931	North Dakota
1932	North Dakota St.
1933	South Dakota St.
1934	North Dakota
1935	North Dakota St.
1936	North Dakota
1937	North Dakota
1938	South Dakota
1939	North Dakota, South Dakota St. & South Dakota
1940	UNI
1941	UNI
1942	UNI & Augustana (S.D.)
1943-45	None
1946	UNI
1947	UNI & South Dakota
1948	UNI
1949	UNI & South Dakota St.
1950	South Dakota St.
1951	South Dakota
1952	UNI
1953	South Dakota St.
1954	Morningside & South Dakota St.
1955	South Dakota St.
1956	Morningside
1957	South Dakota St.
1958	North Dakota
1959	Augustana (S.D.)
1960	UNI
1961	UNI & South Dakota St.
1962	UNI & South Dakota St.
1963	South Dakota St.
1964	North Dakota St., UNI & North Dakota
1965	North Dakota St.
1966	North Dakota St. & North Dakota
1967	North Dakota St.
1968	North Dakota St.
1969	North Dakota St.
1970	North Dakota St.
1971	North Dakota
1972	North Dakota St., North Dakota & South Dakota
1973	North Dakota St. & South Dakota
1974	North Dakota St., North Dakota & South Dakota
1975	North Dakota
1976	North Dakota St.
1977	North Dakota St.
1978	South Dakota
1979	North Dakota
1980	Northern Colo.
1981	North Dakota St.
1982	North Dakota St.
1983	North Dakota St. & Neb.-Omaha
1984	North Dakota St. & Neb.-Omaha
1985	North Dakota St.
1986	North Dakota St.
1987	Minn. St. Mankato
1988	North Dakota St.
1989	St. Cloud St.
1990	North Dakota St.
1991	North Dakota St.
1992	North Dakota St.

Year	Champion
1993	North Dakota & Minn. St. Mankato
1994	North Dakota St. & North Dakota
1995	North Dakota
1996	Neb.-Omaha
1997	Northern Colo.
1998	Neb.-Omaha & Northern Colo.
1999	Northern Colo. & North Dakota
2000	Neb.-Omaha
2001	North Dakota
2002	Northern Colo.
2003	North Dakota
2004	Neb.-Omaha
2005	Minn. Duluth, Neb.-Omaha, North Dakota & South Dakota

NORTHEAST-10 CONFERENCE

Year	Champion
2001	C.W. Post
2002	C.W. Post
2003	Bentley
2004	Bentley & C.W. Post
2005	C.W. Post

NORTHERN SUN INTERCOLLEGIATE ATHLETIC CONFERENCE

(Northern Intercollegiate Athletic Conference from 1932-92)

Year	Champion
1932	Minn. St. Mankato, Minn. St. Moorhead, St. Cloud St. & Minn. Duluth
1933	St. Cloud St.
1934	Minn. Duluth
1935	Minn. St. Mankato & Minn. St. Moorhead
1936	St. Cloud St.
1937	Minn. Duluth
1938	Minn. St. Mankato & Minn. Duluth
1939	Winona St.
1940	St. Cloud St.
1941	St. Cloud St.
1942	Minn. St. Mankato & St. Cloud St.
1943-45	None
1946	Minn. St. Mankato & Minn. Duluth
1947	Bemidji St. & Winona St.
1948	Minn. St. Mankato, St. Cloud St. & Minn. Duluth
1949	Minn. St. Mankato
1950	Bemidji St. & Minn. St. Mankato
1951	St. Cloud St.
1952	Minn. St. Moorhead & St. Cloud St.
1953	St. Cloud St.
1954	St. Cloud St.
1955	St. Cloud St.
1956	Winona St.
1957	Bemidji St. & Winona St.
1958	Minn. St. Mankato
1959	Bemidji St., Minn. St. Mankato & Michigan Tech
1960	Minn. St. Mankato
1961	Minn. St. Mankato
1962	Winona St.
1963	Michigan Tech
1964	Winona St.
1965	Michigan Tech
1966	Minn. St. Moorhead
1967	St. Cloud St.
1968	Minn. St. Mankato & Winona St.
1969	Michigan Tech
1970	Michigan Tech, St. Cloud St. & Minn.-Morris
1971	Minn. St. Moorhead
1972	Michigan Tech
1973	Minn. St. Moorhead
1974	Michigan Tech
1975	Minn.-Morris
1976	Minn.-Morris
1977	Minn.-Morris
1978	Minn.-Morris
1979	Minn. St. Moorhead & Minn. Duluth
1980	Minn. Duluth
1981	Minn. St. Moorhead
1982	Minn. St. Moorhead
1983	Winona St.
1984	Minn. St. Moorhead & Minn.-Morris
1985	Minn. Duluth
1986	Minn.-Morris
1987	Minn.-Morris
1988	Minn. St. Moorhead
1989	Minn. St. Moorhead
1990	Minn. Duluth, Southwest St. & Northern St.
1991	Minn. St. Moorhead

Year	Champion
1992	Northern St.
1993	Winona St.
1994	Winona St.
1995	Minn. Duluth & Minn. St. Moorhead
1996	Minn. Duluth
1997	Winona St.
1998	Winona St.
1999	Northern St.
2000	Winona St.
2001	Winona St.
2002	Minn. Duluth
2003	Concordia-St. Paul & Winona St.
2004	Winona St.
2005	Concordia-St. Paul & Winona St.

PENNSYLVANIA STATE ATHLETIC CONFERENCE

Year	Champion
1934	Indiana (Pa.)
1935	Shippensburg
1936	Lock Haven
1937	Lock Haven
1938	Mansfield
1939	Slippery Rock
1940	Indiana (Pa.) & Millersville
1941	Millersville
1942	East Stroudsburg
1943-45	None
1946	California (Pa.)
1947	Mansfield
1948	Bloomsburg
1949	Bloomsburg
1950	West Chester
1951	Bloomsburg
1952	West Chester
1953	West Chester
1954	East Stroudsburg, Bloomsburg & West Chester
1955	Bloomsburg
1956	West Chester
1957	Lock Haven
1958	California (Pa.)
1959	West Chester
1960	West Chester
1961	West Chester
1962	Slippery Rock
1963	West Chester
1964	East Stroudsburg
1965	East Stroudsburg
1966	Clarion
1967	West Chester
1968	East Stroudsburg
1969	West Chester
1970	Edinboro
1971	West Chester
1972	Slippery Rock
1973	Slippery Rock
1974	Slippery Rock
1975	East Stroudsburg
1976	East Stroudsburg
1977	Clarion
1978	East Stroudsburg
1979	Lock Haven
1980	Clarion
1981	Shippensburg
1982	East Stroudsburg
1983	Clarion
1984	California (Pa.)
1985	Bloomsburg
1986	Indiana (Pa.)
1987	Indiana (Pa.)
1988	Millersville (East)
1989	Shippensburg (West)
1990	West Chester & Millersville (East)
1991	Edinboro (West)
1992	Millersville (East)
1993	Indiana (Pa.) (West)
1994	East Stroudsburg (East)
1995	Indiana (Pa.) (West)
1996	Millersville (East)
1997	Indiana (Pa.) (West)
1998	Bloomsburg & West Chester (East)
1999	Indiana (Pa.) (West)
2000	Millersville & Bloomsburg (East)
2001	Edinboro (West)
2002	Bloomsburg (East)
2003	Clarion (West)

Year	Champion
1997	Bloomsburg (East)
1998	Slippery Rock (West)
1999	Millersville (East)
2000	Slippery Rock (West)
2001	West Chester (East)
2002	Slippery Rock (West)
2003	Bloomsburg (East)
2004	Clarion, Indiana (Pa.) & Slippery Rock (West)
2005	Bloomsburg (East)
2006	Indiana (Pa.) (West)
2007	Bloomsburg & East Stroudsburg (East)
2008	Indiana (Pa.) (West)
2009	Bloomsburg & East Stroudsburg (East)
2010	Edinboro & Indiana (Pa.) (West)
2011	West Chester (East)
2012	Shippensburg, Edinboro & Indiana (Pa.) (West)
2013	Bloomsburg (East)
2014	California (Pa.) & Edinboro (West)

ROCKY MOUNTAIN ATHLETIC CONFERENCE

Year	Champion
1972	Adams St.
1973	Western St.
1974	Western St.
1975	Western St.
1976	Western St.
1977	Western St.
1978	Western St.
1979	Western St.
1980	Colorado St.-Pueblo & Adams St.
1981	N.M. Highlands
1982	Mesa St.
1983	Mesa St.
1984	Fort Lewis
1985	Mesa St.
1986	Mesa St.
1987	Mesa St.
1988	Mesa St.
1989	Adams St.
1990	Mesa St.
1991	Western St.
1992	Western St.
1993	Fort Hays St.
1994	Western St.
1995	Fort Hays St. & Western St.
1996	Chadron St.
1997	Western St.
1998	Chadron St. & Western St.
1999	Chadron St. & N.M. Highlands
2000	Mesa St.
2001	Chadron St.
2002	Chadron St. & Neb.-Kearney
2003	Mesa St.
2004	Colorado Mines
2005	Neb.-Kearney

SOUTH ATLANTIC CONFERENCE

Year	Champion
1975	Lenoir-Rhyne
1976	Elon
1977	Elon
1978	Elon & Presbyterian
1979	Presbyterian
1980	Elon & Mars Hill
1981	Elon
1982	Carson-Newman
1983	Carson-Newman
1984	Carson-Newman
1985	Mars Hill
1986	Carson-Newman
1987	Gardner-Webb
1988	Carson-Newman, Catawba & Lenoir-Rhyne
1989	Carson-Newman
1990	Carson-Newman
1991	Carson-Newman
1992	Gardner-Webb
1993	Carson-Newman
1994	Carson-Newman & Lenoir-Rhyne
1995	Carson-Newman
1996	Carson-Newman & Catawba
1997	Carson-Newman
1998	Carson-Newman
1999	Carson-Newman
2000	Catawba
2001	Catawba
2002	Carson-Newman
2003	Carson-Newman, Catawba & Tusculum

Year	Champion
2004	Carson-Newman
2005	Presbyterian

SOUTHERN INTERCOLLEGIATE ATHLETIC CONFERENCE

(SIAC was split into Divisions A and B from 1966-69, reorganized into Divisions II and III from 1970-77 and became a Division II-only conference in 1978)

Year	Champion
1913	Fisk
1914	Talladega
1915	Fisk
1916	Morehouse
1917	Tuskegee
1918	Talladega
1919	Fisk
1920	Morehouse
1921	Morehouse
1922	Morehouse
1923	Fisk & Morehouse
1924	Tuskegee
1925	Tuskegee
1926	Tuskegee
1927	Tuskegee
1928	Clark Atlanta & Tuskegee
1929	Tuskegee
1930	Tuskegee
1931	Tuskegee
1932	Tuskegee
1933	Tuskegee
1934	Morris Brown
1935	Alabama St.
1936	Tuskegee
1937	Florida A&M
1938	Florida A&M
1939	Alabama St.
1940	Morris Brown
1941	Morris Brown
1942	Florida A&M
1943	Florida A&M
1944	Tuskegee
1945	Florida A&M
1946	Florida A&M
1947	Florida A&M
1948	Florida A&M
1949	Florida A&M
1950	Florida A&M
1951	Morris Brown
1952	Florida A&M
1953	Florida A&M
1954	Florida A&M
1955	Florida A&M
1956	Florida A&M
1957	Florida A&M
1958	Florida A&M
1959	Florida A&M
1960	Florida A&M
1961	Florida A&M
1962	Alabama A&M
1963	Florida A&M
1964	Florida A&M
1965	Florida A&M
1966	Alabama A&M (A)
	Alabama St. (B)
1967	Florida A&M (A)
	Tuskegee (B)
1968	Florida A&M (A)
	Tuskegee (B)
1969	Florida A&M (A)
	Tuskegee (B)
1970	Tuskegee (II)
	Fort Valley St. (III)
1971	Alabama A&M (II)
	Fort Valley St. (III)
1972	Alabama A&M (II)
	Fort Valley St. (III)
1973	Bethune-Cookman (II)
	Fisk (III)
1974	Tuskegee (II)
	Clark Atlanta (III)
1975	Bethune-Cookman (II)
	Fisk (III)
1976	Bethune-Cookman (II)
	Fort Valley St. (III)
1977	Florida A&M (II)
	Clark Atlanta & Miles (III)
1978	Florida A&M

Year	Champion
1979	Alabama A&M
1980	Alabama A&M
1981	Alabama A&M
1982	Fort Valley St.
1983	Fort Valley St.
1984	Albany St. (Ga.)
1985	Albany St. (Ga.) & Fort Valley St.
1986	Albany St. (Ga.)
1987	Alabama A&M & Tuskegee
1988	Albany St. (Ga.)
1989	Alabama A&M
1990	Alabama A&M
1991	Alabama A&M, Clark Atlanta, Morehouse, Fort Valley St. & Tuskegee
1992	Fort Valley St.
1993	Albany St. (Ga.)
1994	Albany St. (Ga.)
1995	Albany St. (Ga.)
1996	Albany St. (Ga.)
1997	Albany St. (Ga.)
1998	Tuskegee
1999	Fort Valley St. & Tuskegee
2000	Tuskegee
2001	Fort Valley St., Morehouse & Tuskegee
2002	Tuskegee
2003	Albany St. (Ga.)
2004	Albany St. (Ga.)
2005	Albany St. (Ga.)

WEST VIRGINIA INTERCOLLEGIATE ATHLETIC CONFERENCE

Year	Champion
1993	Glenville St.
1994	Glenville St. & Shepherd
1995	West Va. Wesleyan & Glenville St.
1996	Glenville St. & Fairmont St.
1997	Shepherd & Glenville St.
1998	Shepherd
1999	Shepherd
2000	Fairmont St. & West Liberty St.
2001	Glenville St.
2002	West Va. Wesleyan
2003	West Va. Wesleyan
2004	Shepherd
2005	Shepherd

Division III

AMERICAN SOUTHWEST CONFERENCE

Year	Champion
1976	Trinity (Tex.)
1977	Tarleton St.
1978	Tarleton St.
1979	Austin
1980	McMurry
1981	Austin & Sul Ross St.
1982	Sul Ross St.
1983	McMurry & Sul Ross St.
1984	Austin
1985	Austin & Sul Ross St.
1986	Tarleton St.
1987	Tarleton St.
1988	Austin
1989	Howard Payne & Tarleton St.
1990	Tarleton St.
1991	Midwestern St.
1992	Howard Payne
1993	Hardin-Simmons
1994	Hardin-Simmons, Howard Payne & Midwestern St.
1995	Hardin-Simmons & Howard Payne
1996	Hardin-Simmons (3-1) & Sul Ross St. (3-1)
1997	Mississippi Col. (4-1)
1998	Hardin-Simmons (7-0)
1999	Hardin-Simmons (7-0)
2000	Hardin-Simmons (9-0)
2001	Hardin-Simmons (8-1)
2002	Mary Hardin-Baylor (10-0)
2003	East Tex. Baptist (8-1)*, Hardin-Simmons (8-1) & Mary Hardin-Baylor (8-1)
2004	Hardin-Simmons (9-0)
2005	Mary Hardin-Baylor (7-1)

*Received conference's automatic bid to the Division III playoffs.

ATLANTIC CENTRAL FOOTBALL CONFERENCE

Year	Champion
1999	Frostburg St. (5-1)
2000	Wesley (6-0)
2001	Wesley (3-0)
2002	Frostburg St. (3-0)
2003	Frostburg St. (3-0)
2004	Salisbury (5-0)
2005	Brockport St. (4-1), Salisbury (4-1) & Wesley (4-1)

CENTENNIAL CONFERENCE

Year	Champion
1983	Gettysburg (5-2), Muhlenberg (5-2) & Swarthmore (5-2)
1984	Gettysburg (6-1) & Swarthmore (6-1)
1985	Gettysburg (6-0-1)
1986	Frank. & Marsh. (6-1) and Muhlenberg (6-1)
1987	Frank. & Marsh. (7-0)
1988	Dickinson (6-1) and Frank. & Marsh. (6-1)
1989	Dickinson (7-0)
1990	Dickinson (5-1-1)
1991	Dickinson (7-0)
1992	Dickinson (5-1-1)
1993	Dickinson (5-2) and Frank. & Marsh. (5-2)
1994	Dickinson (7-0)
1995	Frank. & Marsh. (6-1)
1996	Ursinus (7-0)
1997	McDaniel (7-0)
1998	McDaniel (7-0)
1999	McDaniel (7-0)
2000	McDaniel (7-0)
2001	McDaniel (5-1)* & Muhlenberg (5-1)
2002	Johns Hopkins (5-1), McDaniel (5-1) & Muhlenberg (5-1)*
2003	Johns Hopkins (5-1) & Muhlenberg (5-1)*
2004	Johns Hopkins (4-2), Frank. & Marsh. (4-2), Muhlenberg (4-2)*, Dickinson (4-2) & McDaniel (4-2)
2005	Johns Hopkins (5-1)

*Received conference's automatic bid to the Division III playoffs.

COLLEGE CONFERENCE OF ILLINOIS AND WISCONSIN

Year	Champion
1946	North Central (Ill.) (7-1)
1947	North Central (Ill.) (5-1)
1948	Ill. Wesleyan (5-0)
1949	Augustana (Ill.) (5-0)
1950	Wheaton (Ill.) (5-0)
1951	Ill. Wesleyan (5-0)
1952	Lake Forest & Millikin (3-0-1)
1953	Wheaton (Ill.) (4-0)
1954	Millikin & Wheaton (Ill.) (5-1)
1955	Wheaton (Ill.) (5-0-1)
1956	Wheaton (Ill.) (7-0)
1957	Lake Forest & Wheaton (Ill.) (6-1)
1958	Wheaton (Ill.) (7-0)
1959	Wheaton (Ill.) (6-0-1)
1960	North Central (Ill.) (4-1)
1961	Millikin (6-0)
1962	Carthage (7-0)
1963	Carthage (4-1-1)
1964	Ill. Wesleyan (5-0-1)
1965	Ill. Wesleyan (6-0)
1966	Augustana (Ill.) (5-1)
1967	Carthage (6-0)
1968	Augustana (Ill.) (6-1)
1969	Carthage (7-0)
1970	Carthage (7-0-1)
1971	Carthage (8-0)
1972	Carthage (7-1)
1973	Carthage (8-0)
1974	Ill. Wesleyan & Millikin (7-1)
1975	Augustana (Ill.) (6-2)
1976	Carroll (Wis.) (7-0-1)
1977	Ill. Wesleyan & Millikin (6-2)
1978	Elmhurst & Millikin (7-1)
1979	Millikin (7-1)
1980	Elmhurst & Ill. Wesleyan (6-2)
1981	Augustana (Ill.) (8-0)
1982	Augustana (Ill.) (8-0)
1983	Augustana (Ill.) (8-0)
1984	Augustana (Ill.) (8-0)
1985	Augustana (Ill.) (8-0)

Year	Champion
1986	Augustana (Ill.) (7-0-1)
1987	Augustana (Ill.) (8-0)
1988	Augustana (Ill.) & Carroll (Wis.) (7-1)
1989	Millikin (8-0)
1990	Augustana (Ill.) & Millikin (7-1)
1991	Augustana (Ill.) (7-1)
1992	Ill. Wesleyan (7-0)
1993	Augustana (Ill.) (7-0)
1994	Augustana (Ill.) & Ill. Wesleyan (6-1)
1995	Wheaton (Ill.) (7-0)
1996	Ill. Wesleyan (7-0)
1997	Augustana (Ill.) (6-1)
1998	Millikin (6-1)
1999	Augustana (Ill.) (6-1)
2000	Ill. Wesleyan, Millikin* & Wheaton (Ill.) (6-1)
2001	Augustana (Ill.) (6-1)* & Ill. Wesleyan (6-1)
2002	Wheaton (Ill.) (7-0)
2003	Wheaton (Ill.) (7-0)
2004	Carthage (6-1)* & Wheaton (Ill.) (6-1)
2005	Augustana (Ill.) (7-0)

*Received conference's automatic bid to the Division III playoffs.

Note: Known as College Conference of Illinois before 1967.

EMPIRE 8

Year	Champion
2002	Ithaca (4-0)
2003	Ithaca (4-0)
2004	St. John Fisher (5-1)* & Ithaca (5-1)
2005	Ithaca (6-0)

*Received conference's automatic bid to the Division III playoffs.

HEARTLAND COLLEGIATE ATHLETIC CONFERENCE

Year	Champion
1989	Hanover (7-0)
1990	DePauw (7-0)
1991	Wabash (5-1)
1992	Wabash (5-0-1)
1993	Anderson (Ind.) (6-0)
1994	Hanover (5-1) & Wabash (5-1)
1995	Hanover (6-0)
1996	DePauw (6-0)
1997	Hanover (6-0)
1998	Wabash (7-0)
1999	Hanover (7-0)
2000	Bluffton (5-1) & Hanover (5-1)*
2001	Anderson (Ind.) (5-1) & Defiance (5-1)*
2002	Hanover (6-0)
2003	Hanover (6-0)
2004	Mt. St. Joseph (6-0)
2005	Mt. St. Joseph (5-1)

*Received conference's automatic bid to the Division III playoffs.

Note: Known as the Indiana Collegiate Athletic Conference before 1998.

ILLINI-BADGER CONFERENCE

Year	Champion
1996	Lakeland (5-0)
1997	Lakeland (5-0)
1998	Aurora (7-0)
1999	Aurora (7-0)
2000	Aurora (7-0)
2001	MacMurray (7-0)
2002	MacMurray (7-0)
2003	Concordia (Wis.) (7-0)
2004	Aurora (6-1)*, Concordia (Wis.) (6-1) & Lakeland (6-1)
2005	Lakeland (7-0)

IOWA INTERCOLLEGIATE ATHLETIC CONFERENCE

Year	Champion
1923	Simpson
1924	Simpson
1925	Simpson & Upper Iowa
1926	Parsons
1927	Iowa St. Teachers
1928	Iowa St. Teachers
1929	Iowa Wesleyan
1930	Iowa Wesleyan

Year	Champion
1931	Simpson & William Penn
1932	Luther
1933	Simpson
1934	Simpson
1935	Luther
1936	Parsons
1937	Upper Iowa
1938	Luther
1939	Central (Iowa) & Upper Iowa
1940	Dubuque
1941	Luther
1942	Dubuque
1943	No champion
1944	No champion
1945	Central (Iowa)
1946	Central (Iowa) & Upper Iowa
1947	Upper Iowa
1948	Dubuque
1949	Simpson
1950	St. Ambrose
1951	St. Ambrose
1952	Buena Vista
1953	Iowa Wesleyan
1954	Luther
1955	Parsons
1956	Central (Iowa)
1957	Luther
1958	Wartburg
1959	Wartburg
1960	Luther & Parsons
1961	Parsons
1962	Parsons
1963	Luther
1964	Central (Iowa) & Upper Iowa
1965	Central (Iowa)
1966	Central (Iowa)
1967	Central (Iowa)
1968	Wartburg
1969	Simpson
1970	Luther
1971	Luther
1972	Buena Vista & William Penn
1973	Buena Vista
1974	Central (Iowa)
1975	William Penn
1976	William Penn
1977	Central (Iowa)
1978	Buena Vista, Central (Iowa), Dubuque & Luther
1979	Dubuque
1980	Dubuque
1981	Central (Iowa)
1982	Wartburg
1983	Central (Iowa) & Wartburg
1984	Central (Iowa)
1985	Central (Iowa)
1986	Central (Iowa)
1987	Central (Iowa)
1988	Simpson
1989	Central (Iowa)
1990	Central (Iowa)
1991	Simpson
1992	Central (Iowa)
1993	Wartburg
1994	Central (Iowa)
1995	Central (Iowa)
1996	Simpson
1997	Simpson
1998	Central (Iowa)
1999	Wartburg
2000	Central (Iowa)
2001	Central (Iowa)
2002	Central (Iowa), Coe* & Wartburg
2003	Wartburg (8-0)
2004	Coe (6-2) & Wartburg (6-2)*
2005	Central (Iowa) (7-1) & Coe (7-1)*

*Received conference's automatic bid to the Division III playoffs.

LIBERTY LEAGUE

Year	Champion
1995	Union (N.Y.)
1996	Union (N.Y.)
1997	Rensselaer
1998	Rensselaer
1999	Rensselaer
2000	Hobart, Rochester & Union (N.Y.)
2001	Rensselaer
2002	Hobart
2003	Hobart (3-1) & Rensselaer (3-1)

Year	Champion
2004	Hobart (7-0)
2005	Union (N.Y.) (7-0)

Note: Known as Upstate Collegiate Athletic Association before 2004.

MICHIGAN INTERCOLLEGIATE ATHLETIC ASSOCIATION

Year	Champion
1894	Albion (3-0)
1895	Olivet (3-0)
1896	Eastern Mich. (1-0)
1897	Kalamazoo (5-0)
	Kalamazoo (5-0)
	Kalamazoo (4-1-1)
1900	Albion (5-0-1)
1901	Olivet (7-0)
1902	Alma (4-1)
1903	Albion (4-1) & Michigan St. (4-1)
1904	Albion (5-0)
1905	Michigan St. (5-0)
1906	Olivet (4-0-1)
1907	Olivet (5-1)
1908	Albion (3-0-2)
1909	Olivet (4-0)
1910	Alma (1-0)
1911	Adrian (3-0) & Olivet (4-0)
1912	Alma (3-0)
1913	Olivet (3-1)
1914	Hillsdale (3-1) & Olivet (3-1)
1915	Albion (4-0-1) & Alma (1-0-2)
1916	Kalamazoo (4-0)
1917	Alma (4-0)
1919	Kalamazoo (3-0)
1920	Albion (4-0)
1922	Albion (4-0-1)
1923	Alma (5-0)
1924	Hillsdale (5-0)
1925	Eastern Mich. (5-0)
1926	Alma (4-0)
1927	Alma (5-0)
1928	Albion (5-0)
1929	Alma (5-0)
1930	Alma (4-1) & Kalamazoo (4-1)
1931	Hillsdale (3-0-2)
1932	Hillsdale (4-0)
1933	Hillsdale (4-0)
1934	Hope (2-1-1) & Kalamazoo (2-1-1)
1935	Alma (4-0)
1936	Kalamazoo (7-0-1)
1937	Kalamazoo (4-0)
1938	Hillsdale (4-0)
1939	Albion (6-0)
1940	Albion (5-0)
1941	Alma (4-0-1)
1942	Alma (4-0)
1946	Hillsdale (4-1) & Kalamazoo (4-1)
1947	Hillsdale (3-2) & Kalamazoo (3-2)
1948	Alma (5-0)
1949	Hillsdale (5-0)
1950	Alma (4-1)
1951	Alma (4-1) & Hope (4-1)
1952	Albion (5-0)
1953	Hope (5-0-1)
1954	Hillsdale (6-0)
1955	Hillsdale (6-0)
1956	Hillsdale (6-0)
1957	Hillsdale (6-0)
1958	Albion (5-1), Hillsdale (5-1) & Hope (5-1)
1959	Hillsdale (6-0)
1961	Albion (5-0)
1962	Kalamazoo (5-0)
1963	Hope (4-1) & Kalamazoo (4-1)
1964	Albion (5-0)
1965	Albion (5-0)
1966	Albion (4-1)
1967	Alma (5-0)
1968	Alma (5-0)
1969	Albion (5-0)
1970	Adrian (4-1) & Alma (4-1)
1971	Adrian (4-1) & Alma (4-1)
1972	Adrian (4-1) & Alma (4-1)
1973	Hope (5-0)
1974	Olivet (5-0)
1975	Hope (4-0-1)
1976	Albion (5-0)
1977	Albion (5-0)
1978	Hope (5-0)
1979	Hope (4-0-1)
1980	Adrian (5-0)

Year Champion

1981	Hope (5-0)
1982	Hope (5-0)
1983	Adrian (5-0)
1984	Hope (5-0)
1985	Albion (4-0-1)
1986	Hope (4-0-1)
1987	Hope (5-0)
1988	Adrian (4-1) & Alma (4-1)
1989	Adrian (4-1) & Albion (4-1)
1990	Albion (4-0-1)
1991	Albion (5-0)
1992	Albion (5-0)
1993	Albion (5-0)
1994	Albion (5-0)
1995	Albion (5-0)
1996	Albion (5-0)
1997	Adrian (4-1) & Hope (4-1)
1998	Albion (6-0)
1999	Albion (5-1), Alma (5-1)* & Hope (5-1)
2000	Hope (5-0)
2001	Albion (5-0)
2002	Alma (6-0)
2003	Hope (5-1)
2004	Alma (6-1)
2005	Albion (6-1)

*Received conference's automatic bid to the Division III playoffs.

No title competition in 1918, 1943, 1944, or 1945. No title in 1921 due to an eligibility controversy. 1960 title declared vacant by MIAA Governing Board. In 1991, Olivet forfeited its co-championship with Albion for using an ineligible player.

MIDDLE ATLANTIC CORPORATION**Year Champion**

1958	Juniata (North), Widener (South)
1959	Juniata (North), Johns Hopkins (South)
1960	Albright & Wagner (North), Johns Hopkins (South)
1961	Susquehanna (North), Lebanon Valley (South)
1962	Susquehanna (North), Drexel & McDaniel (South)
1963	McDaniel (South)
1964	Frank. & Marsh. (South)
1965	Swarthmore (South)
1966	Swarthmore (South)
1967	Juniata, Wagner & Wilkes (North), Johns Hopkins (South)
1968	Albright & Wilkes (North), Frank. & Marsh., Johns Hopkins (South)
1969	Wilkes (North), Johns Hopkins, Lebanon Valley & Ursinus (South)
1970	Susquehanna (North), Moravian (South)
1971	Upsala (North), Frank. & Marsh. (South)
1972	Albright (North), Frank. & Marsh. (South)
1973	Juniata (North), Frank. & Marsh. (South)
1974	Wilkes (North), Frank. & Marsh. (South)
1975	Albright (North), Widener (South)
1976	Albright (North), Frank. & Marsh. (South)
1977	Albright (North), Widener (South)
1978	Lycoming (North), Widener (South)
1979	Lycoming (North), Widener (South)
1980	Delaware Valley (North), Widener (South)
1981	Delaware Valley & Juniata (North), Widener (South)
1982	Delaware Valley & Lycoming (North), Swarthmore & Widener (South)
1983	Susquehanna (7-0-1)
1984	Widener (7-1)
1985	Lycoming (9-0)
1986	Susquehanna (9-0)
1987	Susquehanna (7-2) & Widener (7-2)
1988	Moravian (7-1) & Widener (7-1)
1989	Lycoming (7-1) & Susquehanna (7-1)
1990	Lycoming (8-0)
1991	Lycoming (8-0)
1992	Lycoming (7-0-1)
1993	Wilkes (9-0)
1994	Widener (9-0)
1995	Widener (8-2)
1996	Lycoming (8-0)
1997	Albright (8-0) & Lycoming (9-0)
1998	Lycoming (9-0)
1999	Lycoming (9-0)
2000	Widener (9-0)
2001	Widener (10-0)
2002	King's (Pa.) (8-1)* & Widener (8-1)
2003	Lycoming (8-1)

Year Champion

2004	Delaware Valley (9-0)
2005	Delaware Valley (9-0)

*Received conference's automatic bid to the Division III playoffs.

MIDWEST CONFERENCE**Year Champion**

1922	Coe, Lawrence & Millikin
1923	Beloit & Carleton
1924	Cornell College, Knox & Lawrence
1925	Beloit, Carleton, Cornell College & Monmouth (Ill.)
1926	Carleton
1927	Cornell College
1928	Coe & Hamline
1929	Coe, Lawrence & Ripon
1930	Coe
1931	Carleton, Monmouth (Ill.) & Ripon
1932	Carleton, Monmouth (Ill.) & Ripon
1933	Coe
1934	Coe and Monmouth (Ill.)
1935	Ripon
1936	Carleton & Coe
1937	Cornell College
1938	Lawrence
1939	Knox, Ripon
1940	Beloit
1941	Ripon
1942	Lawrence
1946	Lawrence
1947	Lawrence
1948	Ripon
1949	Lawrence
1950	Coe, Knox & Ripon
1951	Lawrence
1952	Coe
1953	St. Olaf
1954	Carleton
1955	Coe
1956	Carleton, Knox & St. Olaf
1957	Ripon
1958	Coe
1959	Coe
1960	St. Olaf
1961	Cornell College, Grinnell & St. Olaf
1962	Grinnell
1963	Ripon
1964	Coe, Cornell College & Ripon
1965	Ripon
1966	Lawrence, Ripon & St. Olaf
1967	Lawrence
1968	Ripon
1969	St. Olaf
1970	St. Olaf
1971	Monmouth (Ill.) & St. Olaf
1972	Monmouth (Ill.)
1973	Coe
1974	Coe
1975	Lawrence
1976	Cornell College, Knox & Monmouth (Ill.)
1977	Ripon
1978	Cornell College & Ripon
1979	Lawrence
1980	Cornell College & Lawrence
1981	Lawrence
1982	Ripon
1983	Lake Forest (Cornell College)
1984	Cornell College (Lake Forest)
1985	Coe (St. Norbert)
1986	Lawrence (Coe)
1987	St. Norbert (Monmouth [Ill.])
1988	St. Norbert (Monmouth [Ill.])
1989	St. Norbert (Monmouth [Ill.])
1990	Coe (Beloit)
1991	Coe (Beloit)
1992	Cornell College (Beloit)
1993	Coe (Carroll [Wis.])
1994	Coe (Beloit)
1995	Cornell College (Ripon)
1996	Ripon (Cornell College)
1997	Carroll (Wis.) (Ripon)
1998	Grinnell
1999	St. Norbert
2000	St. Norbert
2001	Ripon & St. Norbert*
2002	Lake Forest* & St. Norbert
2003	St. Norbert (9-0)

Year Champion

2004	St. Norbert (9-0)
2005	Monmouth (Ill.) (9-0)

*Received conference's automatic bid to the Division III playoffs.

Notes: Known as the Midwest Collegiate Athletic Conference from 1922-93.

Conference champion determined by championship game from 1983-97; runner-up shown in parentheses.

MINNESOTA INTERCOLLEGIATE ATHLETIC CONFERENCE**Year Champion**

1920	Hamline
1921	Hamline
1922	St. Olaf & St. Thomas (Minn.)
1923	St. Olaf
1924	Carleton
1925	Macalester (3-0)
1926	Gust. Adolphus
1927	Gust. Adolphus
1928	Augsburg & St. Mary's (Minn.)
1929	St. Thomas (Minn.)
1930	St. Olaf & St. Thomas (Minn.)
1931	Concordia-M'head
1932	St. John's (Minn.)
1933	Gust. Adolphus
1934	Concordia-M'head
1935	Gust. Adolphus, St. John's (Minn.) & St. Olaf
1936	Gust. Adolphus & St. John's (Minn.)
1937	Gust. Adolphus
1938	St. John's (Minn.)
1939	St. Thomas (Minn.)
1940	Gust. Adolphus
1941	St. Thomas (Minn.)
1942	Concordia-M'head & St. Thomas (Minn.)
1943	No Champion
1944	No Champion
1945	Gust. Adolphus
1946	Gust. Adolphus
1947	Macalester & St. Thomas (Minn.)
1948	St. Thomas (Minn.)
1949	St. Thomas (Minn.)
1950	Gust. Adolphus
1951	Gust. Adolphus
1952	Concordia-M'head & Gust. Adolphus
1953	Gust. Adolphus & St. John's (Minn.)
1954	Gust. Adolphus
1955	Gust. Adolphus
1956	St. Thomas (Minn.)
1957	Concordia-M'head
1958	Gust. Adolphus
1959	Gust. Adolphus
1960	Minn. Duluth
1961	Minn. Duluth
1962	St. John's (Minn.)
1963	St. John's (Minn.)
1964	Concordia-M'head
1965	St. John's (Minn.)
1966	Hamline
1967	Gust. Adolphus
1968	Gust. Adolphus
1969	Concordia-M'head
1970	Concordia-M'head
1971	Gust. Adolphus & St. John's (Minn.)
1972	Gust. Adolphus
1973	Minn. Duluth & St. Thomas (Minn.)
1974	Concordia-M'head & St. John's (Minn.)
1975	St. John's (Minn.)
1976	St. John's (Minn.)
1977	St. John's (Minn.)
1978	Concordia-M'head & St. Olaf
1979	Concordia-M'head, St. John's (Minn.), St. Olaf & St. Thomas (Minn.)
1980	Concordia-M'head
1981	Concordia-M'head
1982	St. John's (Minn.)
1983	St. Thomas (Minn.)
1984	Hamline
1985	St. John's (Minn.)
1986	Concordia-M'head
1987	Gust. Adolphus
1988	Concordia-M'head & Hamline
1989	St. John's (Minn.)
1990	Concordia-M'head & St. Thomas (Minn.)
1991	St. John's (Minn.)
1992	Carleton
1993	St. John's (Minn.)
1994	St. John's (Minn.)

Year	Champion
1995	Concordia-M'head & St. John's (Minn.)
1996	St. John's (Minn.)
1997	Augsburg
1998	St. John's (Minn.)
1999	St. John's (Minn.)
2000	Bethel
2001	Bethel & St. John's (Minn.)*
2002	St. John's (Minn.)
2003	St. John's (Minn.) (8-0)
2004	Concordia-M'head (8-0)
2005	St. John's (Minn.) (8-0)

*Received conference's automatic bid to the Division III playoffs.

NEW ENGLAND FOOTBALL CONFERENCE

Year	Champion
1965	Maine Maritime
1966	Bridgewater St.
1967	Maine Maritime
1968	Maine Maritime
1969	Bridgewater St.
1970	Curry
1971	Curry
1972	Maine Maritime
1973	Nichols
1974	Boston St. & Nichols
1975	Nichols
1976	Nichols
1977	Mass. Maritime
1978	Boston St. & Nichols
1979	New Haven
1980	Maine Maritime
1981	Plymouth St.
1982	Plymouth St.
1983	Mass. Maritime & Plymouth St.
1984	Plymouth St.
1985	Plymouth St. & Western Conn. St.
1986	Plymouth St.
1987	Plymouth St.
1988	Plymouth St.
1989	Bridgewater St.
1990	Plymouth St.
1991	Mass.-Lowell
1992	Bridgewater St.
1993	Maine Maritime
1994	Maine Maritime & Mass.-Dartmouth
1995	Worcester St.
1996	Worcester St.
1997	Bridgewater St. & Worcester St.
1998	Salve Regina (Blue Division), Bridgewater St. (Red Division)
1999	Salve Regina (Blue), Bridgewater St.* (Red)
2000	Nichols & Salve Regina (Blue), Bridgewater St. (Red)
2001	Westfield St. (Bogan Division), Nichols (Boyd Division)
2002	Westfield St. (Bogan), Mass.-Dartmouth (Boyd)
2003	Westfield St. (Bogan), Curry (Boyd)
2004	Fitchburg St. (Bogan), Curry# & Endicott (Boyd)
2005	Fitchburg St. (Bogan), Curry (Boyd)

*Received conference's automatic bid to the Division III playoffs.

#Curry won tiebreaker with victory in head-to-head meeting.

In 2000, the New England Football Conference began a championship game to determine the league's automatic qualifier to the Division III playoffs. Following are the results of the game between the division champions:

2000	Bridgewater St. 27, Salve Regina 24
2001	Westfield St. 12, Nichols 0
2002	Mass.-Dartmouth 16, Westfield St. 0
2003	Curry 36, Westfield St. 0
2004	Curry 17, Fitchburg St. 7
2005	Curry 17, Fitchburg St. 14 (2 ot)

NEW ENGLAND SMALL COLLEGE ATHLETIC CONFERENCE

Year	Champion
2000	Amherst, Colby & Middlebury
2001	Williams
2002	Trinity (Conn.) & Williams
2003	Trinity (Conn.) (8-0)
2004	Trinity (Conn.) (8-0)
2005	Trinity (Conn.) (8-0)

The NESCAC did not crown a champion before 2000.

NEW JERSEY ATHLETIC CONFERENCE

Year	Champion
1969	Montclair St. (3-0)
1970	Montclair St. (3-0)
1971	Montclair St. (3-0)
1972	Montclair St. (3-1)*, New Jersey City (4-1) & Rowan (4-1)
1973	Montclair St. (4-0)
1974	Rowan (4-0-1)
1975	Rowan (5-0)
1976	Rowan (4-1)
1977	Rowan (5-0)
1978	Montclair St. (5-0)
1979	Montclair St. (4-0-1)
1980	TCNJ (6-0)
1981	Montclair St. (6-0)
1982	Montclair St. (6-0)
1983	Montclair St., TCNJ & Rowan (5-1)
1984	Montclair St. (6-0)
1985	Montclair St. (6-0)
1986	Montclair St. (6-0)
1987	Kean (5-1)
1988	TCNJ (5-1)
1989	Montclair St. (5-0-1)
1990	TCNJ (5-1)
1991	Rowan (5-1)
1992	Rowan (6-0)
1993	Rowan (5-0)
1994	Kean & TCNJ (3-1-1)
1995	Rowan (5-0)
1996	TCNJ (5-0)
1997	Rowan (5-0)
1998	TCNJ (5-0)
1999	Montclair St. (5-0)
2000	Montclair St. (6-0)
Year	Champion
2001	Rowan (5-1)
2002	Rowan (6-0)
2003	Montclair St. (5-0)
2004	Rowan (6-0)
2005	Cortland St. (5-1) & Rowan (5-1)*

*Could not reschedule one conference game.

Known as the New Jersey State Athletic Conference from 1969-84. In 1985, the New Jersey State Athletic Conference, a men's conference, merged with the Jersey Athletic Conference, a women's conference, to form the New Jersey Athletic Conference.

NORTH COAST ATHLETIC CONFERENCE

Year	Champion
1984	Case Reserve
1985	Denison
1986	Denison
1987	Allegheny
1988	Allegheny
1989	Kenyon & Ohio Wesleyan
1990	Allegheny
1991	Allegheny
1992	Wittenberg
1993	Allegheny
1994	Allegheny
1995	Wittenberg
1996	Allegheny
1997	Allegheny, Wittenberg & Wooster
1998	Wittenberg
1999	Wittenberg
2000	Wittenberg
2001	Wittenberg
2002	Wabash
2003	Allegheny (7-0)
2004	Wooster (7-0)
2005	Wabash (7-0)

NORTHWEST CONFERENCE

Year	Champion
1926	Col. of Idaho
1927	Col. of Idaho
1928	Whitman
1929	Willamette
1930	Whitman
1931	Whitman
1932	Puget Sound
1933	Puget Sound
1934	Willamette
1935	Willamette
1936	Willamette
1937	Willamette

Year	Champion
1938	Pacific (Ore.) & Willamette
1939	Pacific (Ore.)
1940	Willamette
1941	Willamette
1942	Willamette
1943	No Football
1944	No Football
1945	No Football
1946	Willamette
1947	Willamette
1948	Col. of Idaho
1949	Lewis & Clark, Pacific (Ore.)
1950	Lewis & Clark
1951	Lewis & Clark, Pacific (Ore.)
1952	Col. of Idaho & Pacific (Ore.)
1953	Col. of Idaho
1954	Col. of Idaho, Lewis & Clark, Willamette
1955	Col. of Idaho, Lewis & Clark
1956	Linfield
1957	Linfield
1958	Willamette
1959	Willamette
1960	Willamette
1961	Linfield
1962	Linfield
1963	Lewis & Clark
1964	Linfield
1965	Linfield
1966	Lewis & Clark
1967	Lewis & Clark, Willamette
1968	Willamette
1969	Lewis & Clark, Linfield, Pacific Lutheran & Whitman
1970	Linfield
1971	Linfield, Pacific Lutheran & Willamette
1972	Linfield
1973	Pacific Lutheran
1974	Linfield
1975	Linfield, Pacific Lutheran & Whitworth
1976	Linfield
1977	Linfield
1978	Linfield
1979	Pacific Lutheran
1980	Linfield
1981	Pacific Lutheran
1982	Linfield
1983	Pacific Lutheran
1984	Linfield
1986	Willamette
1987	Willamette
1988	Pacific Lutheran
1989	Willamette
2000	Linfield
2001	Linfield, Pacific Lutheran & Whitworth
2002	Linfield
2003	Linfield (5-0)
2004	Linfield (5-0)
2005	Linfield (4-0)

Note: Conference did not sponsor football from 1985-95.

OHIO ATHLETIC CONFERENCE

Year	Champion
1979	Denison (Red Division), Wittenberg* (Blue Division)
1980	Baldwin-Wallace* (Red Division), Wittenberg (Blue Division)
1981	Baldwin-Wallace (Red Division), Wittenberg* (Blue Division)
1982	Baldwin-Wallace* (Red Division), Ohio Northern (Blue Division)
1983	Baldwin-Wallace* (Red Division), Wittenberg (Blue Division)
1984	Baldwin-Wallace (8-0)
1985	Mount Union (8-0)
1986	Mount Union (8-0)
1987	Capital (6-1-1)
1988	Baldwin-Wallace (7-1) & Wittenberg (7-1)
1989	John Carroll (7-1)
1990	Mount Union (9-0)
1991	Baldwin-Wallace (9-0)
1992	Mount Union (9-0)
1993	Mount Union (9-0)
1994	Baldwin-Wallace (8-1), John Carroll (8-1) & Mount Union (8-1)
1995	Mount Union (9-0)
1996	Mount Union (9-0)
1997	Mount Union (9-0)
1998	Mount Union (9-0)

Year	Champion
1999	Mount Union (9-0)
2000	Mount Union (9-0)
2001	Mount Union (9-0)
2002	Mount Union (9-0)
2003	Mount Union (9-0)
2004	Mount Union (9-0)
2005	Mount Union (8-1)

*Defeated other division champion to win conference title.

OLD DOMINION ATHLETIC CONFERENCE

Year	Champion
1976	Randolph-Macon (3-1)
1977	Hampden-Sydney (4-0)
1978	Randolph-Macon (4-0)
1979	Randolph-Macon (4-0)
1980	Bridgewater (Va.) (4-1)
1981	Wash. & Lee (4-1)
1982	Hampden-Sydney (4-1)
1983	Hampden-Sydney (5-1)
1984	Randolph-Macon (5-0)
1985	Emory & Henry (4-1), Randolph-Macon (4-1), Wash. & Lee (4-1)
1986	Emory & Henry (5-0)
1987	Hampden-Sydney (4-1)
1988	Emory & Henry (4-0)
1989	Randolph-Macon (3-1)
1990	Emory & Henry (4-0)
1991	Guilford (4-1)
1992	Emory & Henry (5-0)
1993	Randolph-Macon (5-0)
1994	Emory & Henry (4-1)
1995	Emory & Henry (5-0)
1996	Emory & Henry (4-1)
1997	Emory & Henry (4-1), Guilford (4-1) & Randolph-Macon (4-1)
1998	Emory & Henry (5-0)
1999	Catholic (6-0)
2000	Emory & Henry (5-1)
2001	Bridgewater (Va.) (6-0)
2002	Bridgewater (Va.) (6-0)
2003	Bridgewater (Va.) (6-0)
2004	Bridgewater (Va.) (6-0)
2005	Bridgewater (Va.) (6-0)

PRESIDENTS' ATHLETIC CONFERENCE

Year	Champion
1979	Carnegie Mellon (7-0)
1980	Bethany (W.V.) (7-0)
1981	Carnegie Mellon (6-0-1)
1982	Hiram (6-1)
1983	Carnegie Mellon (7-0)
1984	Wash. & Jeff. (6-0)
1985	Carnegie Mellon (6-0)
1986	Wash. & Jeff. (6-0)
1987	Wash. & Jeff. (6-0)
1988	Wash. & Jeff. (6-0)
1989	Carnegie Mellon (4-1) and Wash. & Jeff. (4-1)
1990	Wash. & Jeff. (4-0)
1991	Wash. & Jeff. (4-0)
1992	Wash. & Jeff. (4-0)
1993	Wash. & Jeff. (4-0)
1994	Wash. & Jeff. (4-0)
1995	Wash. & Jeff. (4-0)
1996	Wash. & Jeff. (5-0)
1997	Grove City (5-0)
1998	Grove City (3-1), Wash. & Jeff. (3-1) & Waynesburg (3-1)
1999	Wash. & Jeff. (4-0)
2000	Wash. & Jeff. (4-0)
2001	Wash. & Jeff. (4-0)
2002	Wash. & Jeff. (5-0)
2003	Waynesburg (5-0)
2004	Wash. & Jeff. (5-0)
2005	Thiel (6-0)

SOUTHERN CALIFORNIA INTERCOLLEGIATE ATHLETIC CONFERENCE

Previous members: UCLA (then known as Southern Branch of the University of California), San Diego St. (then known as San Diego State Teachers College), UC Santa Barb. (then known as Santa Barbara State Teachers College), Pomona, Pomona-Claremont and Claremont-Mudd. Current members are: Caltech, Cal Lutheran, Claremont-Mudd-Scripps, La Verne, Occidental, Pomona-Pitzer, Redlands and Whittier.

Year	Champion
1921	Whittier
1922	Pomona
1923	Caltech & Pomona
1924	Pomona
1925	Occidental
1926	Pomona
1927	Pomona & UCLA
1928	Occidental
1929	Occidental
1930	Caltech
1931	Caltech
1932	Whittier
1933	Redlands
1934	Whittier
1935	Whittier
1936	San Diego St.
1937	San Diego St.
1938	Pomona
1939	Whittier
1940	Redlands
1941	Whittier
1942	Pomona
1943	No competition
1944	No competition
1945	Redlands
1946	Redlands
1947	Redlands
1948	Occidental
1949	Whittier
1950	Pomona-Claremont, Redlands & Whittier
1951	Occidental
1952	Whittier
1953	Pomona-Claremont
1954	Pomona-Claremont
1955	Pomona-Claremont
1956	Redlands
1957	Whittier
1958	Whittier
1959	Whittier
1960	Occidental, Redlands & Whittier
1961	Whittier
1962	Whittier
1963	Whittier
1964	Whittier
1965	Occidental
1966	Redlands
1967	Whittier
1968	Whittier
1969	Whittier
1970	Claremont-Mudd/Redlands
1971	Occidental
1972	Whittier
1973	Redlands
1974	Redlands
1975	La Verne/Redlands
1976	Redlands
1977	Redlands
1978	Redlands
1979	Claremont-Mudd-Scripps
1980	Redlands
1981	Whittier
1982	La Verne
1983	Occidental
1984	Occidental
1985	Occidental
1986	Claremont-Mudd-Scripps
1987	Claremont-Mudd-Scripps & Occidental
1988	Occidental
1989	Occidental
1990	Redlands
1991	Redlands
1992	Redlands
1993	La Verne
1994	La Verne
1995	La Verne
1996	Redlands
1997	Cal Lutheran, Redlands & Whittier
1998	Whittier
1999	Redlands
2000	Redlands
2001	Occidental
2002	Redlands
2003	Redlands (5-1)
2004	Occidental (6-0)
2005	Occidental (6-0)

SOUTHERN COLLEGIATE ATHLETIC CONFERENCE

Year	Champion
1962	Wash. & Lee
1963	Sewanee

Year	Champion
1964	Sewanee & Washington-St. Louis
1965	Sewanee
1966	Washington-St. Louis
1967	Sewanee
1968	Centre & Rhodes
1969	Centre
1970	Rhodes & Washington-St. Louis
1971	Centre & Rhodes
1972	Centre
1973	Rhodes
1974	Rose-Hulman
1975	Rose-Hulman & Sewanee
1976	Sewanee
1977	Rhodes
1978	Rhodes & Sewanee
1979	Sewanee, Rhodes & Rose-Hulman
1980	Centre
1981	Rose-Hulman
1982	Sewanee
1983	Centre & Rose-Hulman
1984	Centre
1985	Centre & Rhodes
1986	Rose-Hulman
1987	Rhodes
1988	Rose-Hulman
1989	Centre
1990	Centre & Sewanee
1991	Millsaps
1992	Sewanee
1993	Trinity (Tex.)
1994	Trinity (Tex.)
1995	Centre, Rhodes & Trinity (Tex.)
1996	Millsaps & Trinity (Tex.)
1997	Trinity (Tex.)
1998	Trinity (Tex.)
1999	Trinity (Tex.)
2000	DePauw, Sewanee & Trinity (Tex.)*
2001	Trinity (Tex.)
2002	Trinity (Tex.)
2003	Centre (5-1) & Trinity (Tex.) (5-1)*
2004	Trinity (Tex.) (6-0)
2005	DePauw (5-0) & Trinity (Tex.) (5-0)*

*Received conference's automatic bid to the Division III playoffs.

Note: Known as the College Athletic Conference from 1962-90.

UNIVERSITY ATHLETIC ASSOCIATION

Year	Champion
1990	Carnegie Mellon (4-0)
1991	Carnegie Mellon (4-0)
1992	Rochester (4-0)
1993	Carnegie Mellon (4-0)
1994	Carnegie Mellon (3-1) & Washington-St. Louis (3-1)
1995	Carnegie Mellon (3-1) & Washington-St. Louis (3-1)
1996	Carnegie Mellon (3-1), Case Reserve (3-1) & Washington-St. Louis (3-1)
1997	Carnegie Mellon (4-0)
1998	Chicago (4-0)
1999	Washington-St. Louis (4-0)
2000	Chicago (4-0)
2001	Washington-St. Louis (4-0)
2002	Washington-St. Louis (4-0)
2003	Washington-St. Louis (4-0)
2004	Washington-St. Louis (3-0)
2005	Chicago (3-0)

UPPER MIDWEST ATHLETIC CONFERENCE

Year	Champion
1976	Concordia-St. Paul, Loras, Maranatha Baptist, Northwestern (Minn.), Northwestern (Wis.)
1977	Concordia-St. Paul
1978	Northwestern (Wis.)
1979	Northwestern (Minn.)
1980	Mount Scenario
1981	Concordia-St. Paul & Northwestern (Minn.)
1982	Concordia-St. Paul, Mount Scenario & Northwestern (Minn.)
1983	Mount Scenario & Northwestern (Wis.)
1984	Northwestern (Minn.)
1985	Mount Scenario
1986	Northwestern (Minn.)
1987	Mount Scenario
1988	Concordia-St. Paul
1989	Mount Scenario

Year	Champion
1990	Maranatha Baptist & Northwestern (Minn.)
1991	Concordia-St. Paul
1992	Mount Scenario
1993	Mount Scenario
1994	Mount Scenario
1995	Northwestern (Minn.)
1996	Maranatha Baptist & Martin Luther
1997	Not available
1998	Maranatha Baptist, Martin Luther & Mount Scenario
1999	Mount Scenario
2000	Mount Scenario
2001	Northwestern (Minn.)
2002	Northwestern (Minn.)
2003	Westminster (Mo.)
2004	Westminster (Mo.)
2005	Northwestern (Minn.)

Note: Known as the Twin Rivers Conference from 1972 until the early 1980s.

USA SOUTH ATHLETIC CONFERENCE

Year	Champion
2000	No champion named
2001	Chris. Newport (5-1)* & Ferrum (5-1)
2002	Chris. Newport (5-1)* & Ferrum (5-1)
2003	Chris. Newport (5-1)* & Shenandoah (5-1)
2004	Chris. Newport (5-1) & Shenandoah (5-1)*
2005	Ferrum (6-1)* & Methodist (6-1)

*Received conference's automatic bid to the Division III playoffs.

Note: Known as the Dixie Intercollegiate Athletic Conference before 2003.

WISCONSIN INTERCOLLEGIATE ATHLETIC CONFERENCE

Year	Champion
1913	Wis.-Superior & Wis.-Whitewater
1914	Wis.-Whitewater
1915	Wis.-River Falls
1916	Wis.-River Falls
1917	Wis.-La Crosse
1918	No Conference Play
1919	Wis.-La Crosse
1920	Wis.-Oshkosh
1921	Wis.-Stout
1922	Wis.-Eau Claire & Wis.-Whitewater

Year	Champion
1923	Wis.-Oshkosh
1924	Wis.-River Falls
1925	Wis.-River Falls
1926	Wis.-River Falls
1927	Wis.-La Crosse
1928	Wis.-Oshkosh, Wis.-Stevens Point & Wis.-Superior
1929	Wis.-Milwaukee
1930	Wis.-Milwaukee
1931	Wis.-Milwaukee
1932	Wis.-Whitewater
1933	Wis.-La Crosse, Wis.-River Falls & Wis.-Stevens Point
1934	Wis.-La Crosse & Wis.-Stevens Point
1935	Wis.-Oshkosh & Wis.-Superior
1936	Wis.-Stevens Point & Wis.-Superior
1937	Wis.-Superior & Wis.-Whitewater
1938	Wis.-Milwaukee, Wis.-Platteville & Wis.-River Falls
1939	Wis.-La Crosse & Wis.-Milwaukee
1940	Wis.-La Crosse & Wis.-Whitewater
1941	Wis.-La Crosse, Wis.-Platteville, Wis.-Stout & Wis.-Whitewater
1942	Wis.-La Crosse, Wis.-Milwaukee & Wis.-Platteville
1943	No Conference Play (WWII)
1944	No Conference Play (WWII)
1945	No Conference Play
1946	Wis.-Milwaukee, Wis.-Stevens Point & Wis.-Superior
1947	Wis.-Milwaukee & Wis.-River Falls
1948	Wis.-Eau Claire
1949	Wis.-La Crosse, Wis.-Stevens Point & Wis.-Stout
1950	Wis.-La Crosse & Wis.-Whitewater
1951	Wis.-La Crosse
1952	Wis.-La Crosse & Wis.-Platteville
1953	Wis.-La Crosse & Wis.-Platteville
1954	Wis.-La Crosse
1955	Wis.-Stevens Point
1956	Wis.-Eau Claire & Wis.-Platteville
1957	Wis.-Platteville
1958	Wis.-River Falls
1959	Wis.-Whitewater
1960	Wis.-Whitewater
1961	Wis.-Stevens Point
1962	Wis.-Whitewater
1963	Wis.-Eau Claire
1964	Wis.-Eau Claire

Year	Champion
1965	Wis.-Stout
1966	Wis.-Whitewater (8-0)
1967	Wis.-Whitewater (7-1)
1968	Wis.-Oshkosh & Wis.-Platteville (7-1)
1969	Wis.-Platteville & Wis.-Whitewater (7-1)
1970	Wis.-Platteville (8-0)
1971	Wis.-La Crosse & Wis.-Platteville (7-1)
1972	Wis.-Oshkosh (8-0)
1973	Wis.-La Crosse (7-1)
1974	Wis.-La Crosse, Wis.-Platteville & Wis.-Whitewater (7-1)
1975	Wis.-La Crosse, Wis.-River Falls & Wis.-Whitewater (7-1)
1976	Wis.-Oshkosh, Wis.-Platteville & Wis.-River Falls (6-2)
1977	Wis.-Stevens Point (7-0-1)
1978	Wis.-La Crosse & Wis.-Whitewater (7-1)
1979	Wis.-River Falls (7-1)
1980	Wis.-La Crosse, Wis.-Platteville, Wis.-River Falls & Wis.-Whitewater (6-2)
1981	Wis.-Eau Claire (8-0)
1982	Wis.-La Crosse (7-1)
1983	Wis.-Eau Claire (7-1)
1984	Wis.-River Falls & Wis.-Whitewater (7-1)
1985	Wis.-River Falls (6-1-1)
1986	Wis.-La Crosse, Wis.-River Falls & Wis.-Stevens Point (7-1)
1987	Wis.-River Falls & Wis.-Whitewater (6-2)
1988	Wis.-Whitewater (7-1)
1989	Wis.-La Crosse (7-1)
1990	Wis.-Whitewater (8-0)
1991	Wis.-La Crosse (7-1)
1992	Wis.-La Crosse (6-0-1)
1993	Wis.-La Crosse (7-0)
1994	Wis.-Whitewater (6-1)
1995	Wis.-La Crosse (7-0)
1996	Wis.-La Crosse (7-0)
1997	Wis.-Whitewater (7-0)
1998	Wis.-Eau Claire, Wis.-River Falls, Wis.-Stevens Point & Wis.-Whitewater (5-2)
1999	Wis.-La Crosse (6-1)* & Wis.-Stevens Point (6-1)
2000	Wis.-Stout (7-0)
2001	Wis.-Eau Claire (5-2) & Wis.-Stevens Point (5-2)*
2002	Wis.-La Crosse (6-1)
2003	Wis.-La Crosse (6-1)
2004	Wis.-La Crosse (5-2)
2005	Wis.-Whitewater (6-1)

*Received conference's automatic bid to the Division III playoffs.

Discontinued Conferences

Division I-A

BIG EIGHT CONFERENCE

Founded: Originally founded in 1907 as the Missouri Valley Intercollegiate Athletic Association. Charter members were Iowa, Kansas, Missouri, Nebraska and Washington-St. Louis. Six schools were admitted later: Drake (1908), Iowa St. (1908), Kansas St. (1913), Grinnell (1919), Oklahoma (1920) and Oklahoma St. (1925). Iowa withdrew in 1911. The Big Six Conference was founded in 1928 when charter members left the MVIAA. Iowa St., Kansas, Kansas St., Missouri, Nebraska and Oklahoma were joined by Colorado (1948) (conference then known as Big Seven) and Oklahoma St. (1958) (conference then known as Big Eight until 1996). All eight members of the Big Eight joined four former Southwest Conference members (Baylor, Texas, Texas A&M and Texas Tech) to form the Big 12 Conference in 1996.

Year	Champion (Record)
1907	Iowa (1-0) & Nebraska (1-0)
1908	Kansas (4-0)
1909	Missouri (4-0-1)
1910	Nebraska (2-0)
1911	Iowa St. (2-0-1) & Nebraska (2-0-1)
1912	Iowa St. (2-0) & Nebraska (2-0)
1913	Missouri (4-0) & Nebraska (3-0)
1914	Nebraska (3-0)

Year	Champion (Record)
1915	Nebraska (4-0)
1916	Nebraska (3-1)
1917	Nebraska (2-0)
1918	No Champion—War
1919	Missouri (4-0-1)
1920	Oklahoma (4-0-1)
1921	Nebraska (3-0)
1922	Nebraska (5-0)
1923	Nebraska (3-0-2)
1924	Missouri (5-1)
1925	Missouri (5-1)
1926	Oklahoma St. (3-0-1)
1927	Missouri (5-1)
1928	Nebraska (4-0)
1929	Nebraska (3-0-2)
1930	Kansas (4-1)
1931	Nebraska (5-0)
1932	Nebraska (5-0)
1933	Nebraska (5-0)
1934	Kansas St. (5-0)
1935	Nebraska (4-0-1)
1936	Nebraska (5-0)
1937	Nebraska (3-0-2)
1938	Oklahoma (5-0)
1939	Missouri (5-0)
1940	Nebraska (5-0)
1941	Missouri (5-0)
1942	Missouri (4-0-1)

Year	Champion (Record)
1943	Oklahoma (5-0)
1944	Oklahoma (4-0-1)
1945	Missouri (5-0)
1946	Oklahoma (4-1) & Kansas (4-1)
1947	Kansas (4-0-1) & Oklahoma (4-0-1)
1948	Oklahoma (5-0)
1949	Oklahoma (5-0)
1950	Oklahoma (6-0)
1951	Oklahoma (6-0)
1952	Oklahoma (5-0-1)
1953	Oklahoma (6-0)
1954	Oklahoma (6-0)
1955	Oklahoma (6-0)
1956	Oklahoma (6-0)
1957	Oklahoma (6-0)
1958	Oklahoma (6-0)
1959	Oklahoma (5-1)
1960	Missouri (7-0)
1961	Colorado (7-0)
1962	Oklahoma (7-0)
1963	Nebraska (7-0)
1964	Nebraska (6-1)
1965	Nebraska (7-0)
1966	Nebraska (6-1)
1967	Oklahoma (7-0)
1968	Kansas (6-1) & Oklahoma (6-1)
1969	Missouri (6-1) & Nebraska (6-1)
1970	Nebraska (7-0)

Year Champion (Record)

1971	Nebraska (7-0)
1972	Nebraska (5-1-1)*
1973	Oklahoma (7-0)
1974	Oklahoma (7-0)
1975	Nebraska (6-1) & Oklahoma (6-1)
1976	Colorado (5-2), Oklahoma (5-2) & Oklahoma St. (5-2)
1977	Oklahoma (7-0)
1978	Nebraska (6-1) & Oklahoma (6-1)
1979	Oklahoma (7-0)
1980	Oklahoma (7-0)
1981	Nebraska (7-0)
1982	Nebraska (7-0)
1983	Nebraska (7-0)
1984	Oklahoma (6-1) & Nebraska (6-1)
1985	Oklahoma (7-0)
1986	Oklahoma (7-0)
1987	Oklahoma (7-0)
1988	Nebraska (7-0)
1989	Colorado (7-0)
1990	Colorado (7-0)
1991	Colorado (6-0-1) & Nebraska (6-0-1)
1992	Nebraska (6-1)
1993	Nebraska (7-0)
1994	Nebraska (7-0)
1995	Nebraska (7-0)

*Oklahoma (5-1-1) forfeited title.

BIG WEST CONFERENCE

Founded: In 1969 as the Pacific Coast Athletic Association. Charter members were UC Santa Barb., Cal St. L.A., Fresno St., Long Beach St., Pacific, San Diego St. and San Jose St. Twelve schools were admitted later: Cal St. Fullerton (1974), Utah St. (1977), UNLV (1982), New Mexico St. (1983), Nevada (1992), Arkansas St. (1993, readmitted 1998), La.-Lafayette (1993), Louisiana Tech (1993), Northern Ill. (1993), Boise St. (1996), Idaho (1996) and North Texas (1996). The following schools withdrew, in chronological order: UC Santa Barb. (1972), Cal St. L.A. (1974), San Diego St. (1976), Fresno St. (1991), Long Beach St. (1991, dropped football), Cal St. Fullerton (1992, dropped football), Arkansas St. (1996, readmitted 1998), La.-Lafayette (1996), Louisiana Tech (1996), UNLV (1996), Northern Ill. (1996), Pacific (1996, dropped football) and San Jose St. (1996). The conference was renamed the Big West Conference in 1988. In 2001, Arkansas St., Idaho, New Mexico St. and North Texas joined La.-Lafayette, La.-Monroe and Middle Tenn. for the inaugural season of football in the Sun Belt Conference. Boise St. became a member of the Western Athletic Conference and Utah St. became a Division I-A independent.

Year Champion (Record)

1969	San Diego St. (6-0)
1970	Long Beach St. (5-1) & San Diego St. (5-1)
1971	Long Beach St. (5-1)
1972	San Diego St. (4-0)
1973	San Diego St. (3-0-1)
1974	San Diego St. (4-0)
1975	San Jose St. (5-0)
1976	San Jose St. (4-0)
1977	Fresno St. (4-0)
1978	San Jose St. (4-1) & Utah St. (4-1)
1979	Utah St. (5-0)
1980	Long Beach St. (5-0)
1981	San Jose St. (5-0)
1982	Fresno St. (6-0)
1983	Cal St. Fullerton (5-1)
1984	Cal St. Fullerton (6-1)#
1985	Fresno St. (7-0)
1986	San Jose St. (7-0)
1987	San Jose St. (7-0)
1988	Fresno St. (7-0)
1989	Fresno St. (7-0)
1990	San Jose St. (7-0)
1991	Fresno St. (6-1) & San Jose St. (6-1)
1992	Nevada (5-1)
1993	La.-Lafayette (5-1) & Utah St. (5-1)
1994	La.-Lafayette (5-1), Nevada (5-1) & UNLV (5-1)
1995	Nevada (6-0)
1996	Nevada (4-1) & Utah St. (4-1)
1997	Utah St. (4-1) & Nevada (4-1)
1998	Idaho (4-1)
1999	Boise St. (5-1)
2000	Boise St. (5-0)

#UNLV forfeited title.

BORDER INTERCOLLEGIATE ATHLETIC ASSOCIATION

Founded: In 1931 as Border Intercollegiate Athletic Association. Charter members were Arizona, Arizona St. Teachers' (Flagstaff) (now Northern Ariz.), Arizona St. Teachers' (Tempe) (now Arizona St.), New Mexico and New Mexico A&M (now New Mexico St.). Texas Tech was admitted in 1932, Texas Mines (now UTEP) was admitted in 1935, and Hardin-Simmons and West Texas St. Teachers' (now West Tex. A&M) were admitted in 1941.

Year Champion (Record)

1931	Arizona St. (3-1)
1932	Texas Tech (2-0)*
1933	Texas Tech (1-0)*
1934	Texas Tech (1-0)*
1935	Arizona (4-0)
1936	Arizona (3-0-1)
1937	Texas Tech (3-0)
1938	New Mexico St. (4-1)** New Mexico (4-2)**
1939	Arizona St. (4-0)
1940	Arizona St. (3-0-1)
1941	Arizona (5-0)
1942	Hardin-Simmons (3-0-1) Texas Tech (3-0-1)
1943	No full conference program
1944	Texas Tech (2-0)
1945	Arizona (1-0)
1946	Hardin-Simmons (6-0)
1947	Texas Tech (4-0)

*Texas Tech has been listed by some as conference champion for the years 1932, 1933 and 1934, but conference rules forbade an official conference championship. This was due to the fact that the conference covered such a large area that games between all members were not practical.

**Texas Tech won its two conference games in 1938 but did not win the official championship since it did not meet the conference three-game requirement. Its victory over New Mexico did not count toward the championship, permitting New Mexico to share championship honors with New Mexico St.

MISSOURI VALLEY CONFERENCE

Founded: Originally founded as the Missouri Valley Intercollegiate Athletic Association. Several charter members left in 1928 to form the Big Six Conference, which became the Big Eight later. But Drake, Grinnell, Oklahoma A&M (now Oklahoma St.) and Washington-St. Louis continued the MVIAC. Creighton joined in 1928, Butler in 1932, Tulsa and Washburn in 1935, St. Louis in 1937, Wichita St. in 1947, Bradley and Detroit in 1949, Houston in 1951, Cincinnati and North Texas in 1957, Louisville in 1964, Memphis in 1968, and West Tex. A&M in 1972.

Year Champion

1928	Drake
1929	Drake
1930	Drake & Oklahoma St.
1931	Drake
1932	Oklahoma St.
1933	Drake & Oklahoma St.
1934	Washington-St. Louis
1935	Washington-St. Louis & Tulsa
1936	Tulsa & Creighton
1937	Tulsa
1938	Tulsa
1939	Washington-St. Louis
1940	Tulsa
1941	Tulsa
1942	Tulsa
1943	Tulsa
1944	Oklahoma St.
1945	Oklahoma St.
1946	Tulsa
1947	Tulsa
1948	Oklahoma St.
1949	Detroit
1950	Tulsa
1951	Tulsa
1952	Houston
1953	Oklahoma St. & Detroit
1954	Wichita St.
1955	Wichita St. & Detroit
1956	Houston
1957	Houston

Year Champion

1958	North Texas
1959	North Texas & Houston
1960	Wichita St.
1961	Wichita St.
1962	Tulsa
1963	Cincinnati & Wichita St.
1964	Cincinnati
1965	Tulsa
1966	North Texas & Tulsa
1967	North Texas
1968	Memphis
1969	Memphis
1970	Louisville
1971	Memphis
1972	Louisville, West Tex. A&M & Drake
1973	North Texas
1974	Tulsa
1975	Tulsa
1976	Tulsa & New Mexico St.
1977	West Tex. A&M
1978	New Mexico St.
1979	West Tex. A&M
1980	Tulsa
1981	Drake & Tulsa
1982	Tulsa
1983	Tulsa
1984	Tulsa
1985	Tulsa

OLD ROCKY MOUNTAIN CONFERENCE

(Mountain States Athletic Conference and Big Seven Conference)

Founded: This conference predates every conference except the Big Ten and consisted of Brigham Young (1922), Colorado (1900), Colorado Agricultural College (now Colorado St.) (1900), Colorado St. College (1900), Denver (1900), Utah (1902), Utah St. (1902) and Wyoming (1905). Before 1938, these schools were part of the Rocky Mountain Conference, other members of which, at that time, were Colorado College, Colorado Mines, Greeley St. Teachers' (now Northern Colo.), Montana St. (1917) and Western St. Teachers' (now Western St.) (1925). A split took place in 1938, when the Mountain States Athletic Conference or "Big Seven" was formed. The name Rocky Mountain Conference was retained by the last six schools after 1938. Some members went into the Western Athletic Conference when the RMC was dissolved in 1962.

Year Champion

1900	Colorado College
1901	Colorado
1902	Colorado
1903	Colorado
1904	Colorado Mines
1905	Colorado Mines
1906	Colorado Mines
1907	Colorado Mines
1908	Denver
1909	Denver
1910	Colorado
1911	Colorado
1912	Colorado Mines
1913	Colorado
1914	Colorado Mines
1915	Colorado Aggies
1916	Colorado Aggies
1917	Denver
1918	Colorado Mines
1919	Colorado Aggies
1920	Colorado Aggies
1921	Utah St.
1922	Utah
1923	Colorado
1924	Colorado
1925	Colorado Aggies
1926	Utah
1927	Colorado Aggies
1928	Utah
1929	Utah
1930	Utah
1931	Utah
1932	Utah
1933	Utah, Denver* & Colorado St.*
1934	Colorado, Northern Colo. & Colorado St.*
1935	Colorado & Utah St.*
1936	Utah St.

Year Champion (Record)

1937	Colorado
1938	Utah (4-0-2)
1939	Colorado (5-1-0)
1940	Utah (5-1-0)
1941	Utah (4-0-2)
1942	Colorado & Utah (5-1-0)
1943	Colorado (2-0-0)
1944	Colorado (2-0-0)
1945	Denver (4-1-0)
1946	Utah St. & Denver (4-1-1)
1947	Utah (6-0-0)
1948	Utah
1949	Wyoming
1950	Wyoming
1951	Utah
1952	Utah
1953	Utah
1954	Denver
1955	Colorado St.
1956	Wyoming
1957	Utah
1958	Wyoming
1959	Wyoming
1960	Wyoming & Utah St.
1961	Wyoming & Utah St.

*In final ratings, according to conference rules, tie games were not counted in awarding championships. Thus, teams marked with * shared the championship because one or more ties were not counted in their conference records.

**SOUTHLAND CONFERENCE
(I-A only 1975-79, now I-AA conference)****SOUTHWEST CONFERENCE**

Founded: In 1914 as the Southwest Athletic Conference with charter members Arkansas, Baylor, Oklahoma, Oklahoma St., Rice, Southwestern (Tex.), Texas and Texas A&M. Five teams were added: SMU (1918), Phillips (1920), TCU (1923), Texas Tech (1960) and Houston (1976). Five withdrew: Southwestern (Texas) (1917), Oklahoma (1920), Phillips (1921), Oklahoma St. (1925) and Arkansas (1992). Of the eight members in the final (1995) season, four (Baylor, Texas, Texas A&M and Texas Tech) joined with eight members of the Big Eight Conference to form the Big 12 Conference in 1996. The other members in 1996: Houston (to Conference USA), Rice (to Western Athletic Conference), SMU (to Western Athletic Conference) and TCU (to Western Athletic Conference).

Year Champion (Record)

1914	No champion
1915	Oklahoma (3-0)*
1916	No champion
1917	Texas A&M (2-0)
1918	No champion
1919	Texas A&M (4-0)
1920	Texas (5-0)
1921	Texas A&M (3-0-2)
1922	Baylor (5-0)
1923	SMU (5-0)
1924	Baylor (4-0-1)
1925	Texas A&M (4-1)
1926	SMU (5-0)
1927	Texas A&M (4-0-1)
1928	Texas (5-1)
1929	TCU (4-0-1)
1930	Texas (4-1)
1931	SMU (5-0-1)
1932	TCU (6-0)
1933	No champion*
1934	Rice (5-1)
1935	SMU (6-0)
1936	Arkansas (5-1)
1937	Rice (4-1-1)
1938	TCU (6-0)
1939	Texas A&M (6-0)
1940	Texas A&M (5-1)
1941	Texas A&M (5-1)
1942	Texas (5-1)
1943	Texas (5-0)
1944	TCU (3-1-1)
1945	Texas (5-1)
1946	Rice (5-1) & Arkansas (5-1)
1947	SMU (5-0-1)
1948	SMU (5-0-1)
1949	Rice (6-0)
1950	Texas (6-0)
1951	TCU (5-1)
1952	Texas (6-0)

Year Champion (Record)

1953	Rice (5-1) & Texas (5-1)
1954	Arkansas (5-1)
1955	TCU (5-1)
1956	Texas A&M (6-0)
1957	Rice (5-1)
1958	TCU (5-1)
1959	Texas (5-1), TCU (5-1) & Arkansas (5-1)
1960	Arkansas (6-1)
1961	Texas (6-1) & Arkansas (6-1)
1962	Texas (6-0-1)
1963	Texas (7-0)
1964	Arkansas (7-0)
1965	Arkansas (7-0)
1966	SMU (6-1)
1967	Texas A&M (6-1)
1968	Texas (6-1) & Arkansas (6-1)
1969	Texas (7-0)
1970	Texas (7-0)
1971	Texas (6-1)
1972	Texas (7-0)
1973	Texas (7-0)
1974	Baylor (6-1)
1975	Arkansas (6-1), Texas A&M (6-1) & Texas (6-1)
1976	Houston (7-1) & Texas Tech (7-1)
1977	Texas (8-0)
1978	Houston (7-1)
1979	Houston (7-1) & Arkansas (7-1)
1980	Baylor (8-0)
1981	SMU (7-1)†
1982	SMU (7-0-1)
1983	Texas (8-0)
1984	SMU (6-2) & Houston (6-2)
1985	Texas A&M (7-1)
1986	Texas A&M (7-1)
1987	Texas A&M (6-1)
1988	Arkansas (7-0)
1989	Arkansas (7-1)
1990	Texas (8-0)
1991	Texas A&M (8-0)
1992	Texas A&M (7-0)
1993	Texas A&M (7-0)
1994	Baylor (4-3), Rice (4-3), Texas (4-3), TCU (4-3) & Texas Tech (4-3)*
1995	Texas (7-0)

*Forfeited title: Baylor (3-0) in 1915, Arkansas (4-1) in 1933 and Texas A&M (6-0-1) in 1994 on probation.
†SMU on probation; did not forfeit championship.

Division I-AA**AMERICAN WEST CONFERENCE**

Founded: Started Division I-AA play in 1993 with charter members Cal St. Northridge, Sacramento St. and Southern Utah. Other members were UC Davis and Cal Poly (both Division II members at the time). Cal Poly became a Division I-AA member in 1994, and UC Davis withdrew in 1994. Last-year members were Cal Poly (became independent), Cal St. Northridge (to Big Sky Conference), Sacramento St. (to Big Sky Conference) and Southern Utah (became independent).

Year Champion (Record)

1993	Southern Utah (3-1) & UC Davis (3-1)#
1994	Cal Poly (3-0)
1995	Sacramento St. (3-0)

Division II**EASTERN COLLEGIATE FOOTBALL CONFERENCE****Year Champion**

1993	Bentley
1994	Bentley
1995	Stonehill
1996	Salve Regina
1997	Albany (N.Y.)
1998	Albany (N.Y.)
1999	American Int'l
2000	American Int'l

MIDWEST INTERCOLLEGIATE FOOTBALL CONFERENCE**Year Champion**

1990	Grand Valley St.
1991	Butler

Year Champion

1992	Ferris St., Butler, Grand Valley St. & Hillsdale
1993	Ferris St.
1994	Ferris St.
1995	Ferris St.
1996	Ferris St.
1997	Grand Valley St. & Ashland
1998	Grand Valley St.

NORTHERN CALIFORNIA ATHLETIC CONFERENCE

(Far Western Football Conference from 1929-81)

Year Champion

1925	St. Mary's (Cal.)
1926	St. Mary's (Cal.)
1927	St. Mary's (Cal.)
1928	St. Mary's (Cal.)
1929	UC Davis
1930	Fresno St.
1931	None
1932	Nevada & San Jose St.
1933	Nevada
1934	Fresno St. & San Jose St.
1935	Fresno St.
1936	Pacific
1937	Fresno St.
1938	Pacific
1939	Nevada
1940	Pacific
1941	Pacific
1942	Pacific
1943-46	None
1947	UC Davis & Southern Ore.
1948	Cal St. Chico & Southern Ore.
1949	UC Davis
1950	San Fran. St.
1951	UC Davis
1952	Humboldt St.
1953	Cal St. Chico
1954	San Fran. St.
1955	Cal St. Chico
1956	UC Davis, Humboldt St. & San Fran. St.
1957	San Fran. St.
1958	San Fran. St.
1959	San Fran. St.
1960	Humboldt St.
1961	Humboldt St. & San Fran. St.
1962	San Fran. St.
1963	UC Davis, San Fran. St. & Humboldt St.
1964	Sacramento St.
1965	San Fran. St.
1966	Sacramento St.
1967	San Fran. St.
1968	Humboldt St.
1969	Cal St. East Bay
1970	Cal St. Chico
1971	UC Davis & Cal St. Chico
1972	UC Davis
1973	UC Davis & Cal St. Chico
1974	UC Davis
1975	UC Davis
1976	UC Davis
1977	UC Davis
1978	UC Davis
1979	UC Davis
1980	UC Davis
1981	UC Davis & Cal St. East Bay
1982	UC Davis
1983	UC Davis
1984	UC Davis
1985	UC Davis
1986	UC Davis
1987	UC Davis
1988	UC Davis
1989	UC Davis
1990	UC Davis
1991	Sonoma St.
1992	UC Davis
1993	Cal St. Chico
1994	Humboldt St. & Cal St. Chico
1995	Humboldt St.
1996	Cal St. Chico

Division III

ASSOCIATION OF MIDEAST COLLEGES

Members (4): Thomas More, Bluffton, Wilmington [Ohio] and Mt. St. Joseph

Year	Champion
1991	Thomas More (3-0)
1992	Thomas More (3-0)
1993	Thomas More (3-0)
1994	Bluffton & Thomas More (2-1)
1995	Thomas More (3-0)

FREEDOM FOOTBALL CONFERENCE

Year	Champion
1992	WPI (5-0)
1993	WPI (5-0)

Year	Champion
1994	Merchant Marine (5-0) & Plymouth St. (6-0)
1995	Plymouth St. (7-0)
1996	Coast Guard (5-1) & Springfield (5-1)
1997	Coast Guard (6-0)
1998	Springfield (6-0)
1999	Western Conn. St. (6-0)
2000	Springfield (6-0)
2001	Plymouth St. (5-1) & Western Conn. St. (5-1)*
2002	Springfield (6-0)
2003	Springfield (6-0)

**Received conference's automatic bid to the Division III playoffs.*

INDEPENDENT COLLEGE ATHLETIC CONFERENCE

Year	Champion
1970-73	Champion unknown
1974	Ithaca

Year	Champion
1975	Ithaca
1976	Alfred
1977	Champion unknown
1978	Ithaca
1979	Ithaca
1980	Ithaca
1981	Alfred
1982	St. Lawrence
1983	St. Lawrence
1984	Ithaca
1985	Ithaca
1986	Ithaca
1987	Ithaca



2005 Results

2005 Results for
All Divisions 310



2005 Results for All Divisions

Listed alphabetically in this section are 2005 results for all football-playing NCAA member institutions. The division designation for each school is indicated to the right of the school location.

The coach listed is for the 2005 season for historical purposes. The record is for all years as a head coach at four-year colleges.

Key: ■ -home game, * -neutral site.

ABILENE CHRISTIAN

Abilene, TX 79699II

Coach: Chris Thomsen, TCU 1993
Record: 1 Year, 4-6-0

2005 RESULTS (4-6)

37 Central Okla. ■	49
20 Northeastern St.	14
27 Tex. A&M-Commerce ■	18
30 Eastern N.M. ■	33
24 Southeastern Okla.	42
24 Angelo St.	27
24 West Tex. A&M ■	40
18 Tarleton St.	7
19 Tex. A&M-Kingsville ■	3
30 Midwestern St.	35

Nickname: Wildcats
Colors: Purple & White
Stadium: Shotwell
Capacity: 15,000; Year Built: 1959
AD: Jared Mosley
SID: Lance Fleming

ADAMS ST.

Alamosa, CO 81102II

Coach: Wayne McGinn, Adams St. 1981
Record: 7 Years, 33-43-0

2005 RESULTS (6-5)

6 Central Mo. St.	14
13 Northern Ariz.	52
28 Chadron St. ■	23
27 Fort Lewis ■	23
15 Fort Hays St.	18
24 Neb.-Kearney	61
50 N.M. Highlands ■	18
34 Mesa St. ■	31
43 Okla. Panhandle ■	0
42 Western St.	42
27 Colorado Mines	42

Nickname: Grizzlies
Colors: Green & White
Stadium: Rex Field
Capacity: 2,800; Year Built: 1949
AD: Jeff Geiser
SID: Chris Day

ADRIAN

Adrian, MI 49221III

Coach: Jim Lyall, Michigan 1974
Record: 16 Years, 71-78-1

2005 RESULTS (8-2)

61 Heidelberg ■	14
37 Defiance	0
45 Bluffton	21
30 Albion	27
10 Alma ■	13
37 Olivet ■	31
21 Hope	42
45 Tri-State	13
42 Kalamazoo ■	10
31 Wis. Lutheran ■	14

Nickname: Bulldogs

Colors: Gold & Black
Stadium: Maple
Capacity: 5,000; Year Built: 1960
AD: C. Henry Mensing
SID: Aaron Klotz

AIR FORCE

USAF Academy, CO 80840-5001IA

Coach: Fisher DeBerry, Wofford 1960
Record: 22 Years, 165-101-1

2005 RESULTS (4-7)

20 Washington *	17
41 San Diego St. ■	29
28 Wyoming ■	29
35 Utah	38
23 Colorado St.	41
24 Navy	27
42 UNLV ■	7
10 TCU ■	48
41 Brigham Young	62
24 Army ■	27
42 New Mexico	24

Nickname: Falcons
Colors: Blue & Silver
Stadium: Falcon
Capacity: 52,480; Year Built: 1962
AD: Hans J. Mueh
SID: Troy Garnhart

AKRON

Akron, OH 44325IA

Coach: J.D. Brookhart, Colorado St. 1988
Record: 2 Years, 13-11-0

2005 RESULTS (7-6)

24 Purdue	49
17 Middle Tenn.	7
48 Northern Ill. ■	42
17 Central Mich. ■	31
13 Buffalo	7
23 Miami (Ohio)	51
0 Army ■	20
24 Bowling Green	14
17 Ball St.	23
27 Ohio ■	3
35 Kent St. ■	3
31 Northern Ill. *	30
31 Memphis *	38

Nickname: Zips
Colors: Blue & Gold
Stadium: Rubber Bowl
Capacity: 31,000; Year Built: 1940
AD: Mack Rhoades
SID: Shawn Nestor

ALABAMA

Tuscaloosa, AL 35487IA

Coach: Mike Shula, Alabama 1986
Record: 3 Years, 20-17-0

2005 RESULTS (10-2)

26 Middle Tenn. ■	7
30 Southern Miss. ■	21
37 South Carolina	14
24 Arkansas ■	13
31 Florida ■	3
13 Mississippi	10
6 Tennessee ■	3
35 Utah St. ■	3
17 Mississippi St.	0
13 LSU ■	16
18 Auburn	28
13 Texas Tech *	10

Nickname: Crimson Tide
Colors: Crimson & White

Stadium: Bryant-Denny
Capacity: 83,818; Year Built: 1929
AD: Mal Moore
SID: Larry White

UAB

Birmingham, AL 35294-0110IA

Coach: Watson Brown, Vanderbilt 1973
Record: 21 Years, 91-142-1

2005 RESULTS (5-6)

10 Tennessee	17
27 Troy	7
35 Jacksonville St. ■	28
45 Rice ■	26
27 SMU ■	28
19 Marshall	20
28 Southern Miss. ■	37
37 Memphis	20
21 UCF ■	27
35 UTEP	23
23 East Caro.	31

Nickname: Blazers
Colors: Forest Green & Old Gold
Stadium: Legion Field
Capacity: 83,091; Year Built: 1927
AD: Richard Margison
SID: Norm Reilly

ALABAMA A&M

Normal, AL 35762IAA

Coach: Anthony Jones, Wichita St. 1984
Record: 4 Years, 32-15-0

2005 RESULTS (9-3)

27 Tennessee St.	14
0 Grambling	44
27 Mississippi Val. ■	13
42 Allen ■	0
7 Texas Southern ■	17
20 Southern U.	7
28 Ark.-Pine Bluff ■	13
31 Alabama St. *	28
52 Jackson St. ■	6
28 Alcorn St.	21
31 Prairie View	16
6 Grambling	45

Nickname: Bulldogs
Colors: Maroon & White
Stadium: Louis Crews Stadium
Capacity: 21,000; Year Built: 1996
AD: James A. Martin Sr.
SID: William Bright Jr.

ALABAMA ST.

Montgomery, AL 36101-0271IAA

Coach: Charles Coe, Kansas St. 1971
Record: 3 Years, 24-12-0

2005 RESULTS (6-5)

14 South Carolina St. *	27
27 Texas Southern	15
41 Ark.-Pine Bluff	10
38 Alcorn St. ■	3
45 Southern U. *	35
44 Jackson St.	23
34 Prairie View ■	13
28 Alabama A&M	31
27 Grambling ■	32
33 Mississippi Val.	38
27 Tuskegee ■	28

Nickname: Hornets
Colors: Black & Old Gold
Stadium: Cramton Bowl
Capacity: 21,600; Year Built: 1922
AD: Patrick Carter
SID: A.A. Moore

ALBANY (N.Y.)

Albany, NY 12222IAA

Coach: Bob Ford, Springfield 1959
Record: 37 Years, 210-154-1

2005 RESULTS (5-6)

7 Hofstra ■	36
0 Massachusetts	40
13 Central Conn. St.	14
7 Maine *	31
3 Stony Brook ■	7
21 Sacred Heart ■	7
25 St. Francis (Pa.)	16
38 Wagner	10
20 Robert Morris ■	17
13 Monmouth	16
41 Fordham	0

Nickname: Great Danes
Colors: Purple & Gold
Stadium: University Field
Capacity: 10,000; Year Built: 1967
AD: Lee McElroy
SID: Brian DePasquale

ALBANY ST. (GA.)

Albany, GA 31705II

Coach: Mike White, Albany St. (Ga.) 1990
Record: 6 Years, 44-21-0

2005 RESULTS (8-2)

24 Miles	23
9 Valdosta St.	24
17 Kentucky St. ■	7
52 Lane	31
31 Tuskegee ■	21
45 Clark Atlanta	12
28 Benedict ■	21
37 Morehouse ■	13
41 Fort Valley St. *	23
20 Central Ark. ■	28

Nickname: Golden Rams
Colors: Blue & Gold
Stadium: Hugh Mills Memorial
Capacity: 11,000; Year Built: 1957
AD: John I. Davis
SID: Edythe Y. Bradley

ALBION

Albion, MI 49224III

Coach: Craig Rundle, Albion 1974
Record: 20 Years, 117-75-1

2005 RESULTS (7-4)

28 Butler	23
13 Wis.-Oshkosh ■	27
20 Millikin	21
27 Adrian ■	30
73 Tri-State	0
44 Kalamazoo ■	7
41 Wis. Lutheran	0
34 Hope ■	0
66 Alma ■	27
36 Olivet	19
20 Wabash	38

Nickname: Britons
Colors: Purple & Gold
Stadium: Sprankle-Sprandel
Capacity: 4,244; Year Built: 1976
AD: Jerry Block
SID: Bobby Lee

ALBRIGHT

Reading, PA 19612-5234III

Coach: E.J. Sandusky, Penn St. 1992
Record: 9 Years, 48-44-0

2005 RESULTS (5-5)

34 Ursinus	33
21 Susquehanna	7
29 King's (Pa.) ■	27

42 Juniata	23
19 Widener ■	33
34 Delaware Valley	35
14 FDU-Florham ■	17
21 Wilkes	48
13 Lycoming ■	14
40 Lebanon Valley	39

Nickname: Lions
Colors: Red & White
Stadium: Eugene L. Shirk
Capacity: 7,000; Year Built: 1925
AD: Stephen George
SID: Jeff Feiler

ALCORN ST.

Alcorn State, MS 39096-7500IAA

Coach: Johnny Thomas, Alcorn St. 1978
Record: 8 Years, 40-48-0

2005 RESULTS (6-5)

21 Southeastern La.	48
24 Langston ■	7
3 Alabama St.	38
7 Ark.-Pine Bluff ■	17
22 Prairie View	10
29 Texas Southern	22
38 Southern U.	16
38 Mississippi Val. ■	36
21 Alabama A&M ■	28
31 Jackson St. *	14
19 Grambling ■	46

Nickname: Braves
Colors: Purple & Gold
Stadium: Jack Spinks
Capacity: 25,000; Year Built: 1992
AD: Robert H.J. Raines
SID: Josh Bean

ALFRED

Alfred, NY 14802III

Coach: David Murray, Springfield 1981
Record: 16 Years, 88-74-1

2005 RESULTS (9-2)

22 Wash. & Lee	36
42 St. Lawrence ■	7
23 Springfield ■	22
21 Norwich	7
49 Hartwick ■	19
38 Utica ■	18
14 Case Reserve	0
27 Grove City ■	7
14 Ithaca	28
13 St. John Fisher	7
63 Maine Maritime ■	20

Nickname: Saxons
Colors: Purple & Gold
Stadium: Merrill Field
Capacity: 5,000; Year Built: 1926
AD: James M. Moretti
SID: Mark Whitehouse

ALLEGHENY

Meadville, PA 16335III

Coach: Mark Matlak, Allegheny 1978
Record: 4 Years, 20-21-0

2005 RESULTS (3-7)

17 Baldwin-Wallace	23
9 Westminster (Pa.) ■	12
21 Wash. & Jeff.	45
34 Wooster ■	37
8 Ohio Wesleyan ■	13
27 Kenyon	34
38 Hiram	6
21 Wabash ■	27
41 Earlham	0
31 Wittenberg ■	21

Nickname: Gators
Colors: Blue & Gold
Stadium: Robertson Field
Capacity: 3,500; Year Built: 1948
AD: Larry Lee
SID: Brian Rose

ALMA

Alma, MI 48801III

Coach: Jim Cole, Alma 1974
Record: 15 Years, 87-57-0

2005 RESULTS (6-4)

48 Aurora ■	12
38 Wittenberg ■	27
23 Tiffin	56
49 Olivet ■	24
13 Adrian	10
42 Tri-State ■	26
37 Kalamazoo	38
48 Wis. Lutheran ■	7
27 Albion	66
20 Hope	38

Nickname: Scots
Colors: Maroon & Cream
Stadium: Bahlke Field
Capacity: 3,000; Year Built: 1986
AD: Ellen Curtis
SID: Greg Baadte

AMERICAN INT'L

Springfield, MA 01109-3189II

Coach: Art Wilkins, Bucknell 1972
Record: 12 Years, 73-51-0

2005 RESULTS (5-4)

0 Bryant	21
7 Bentley	28
36 Southern Conn. St. ■	20
28 Merrimack ■	21
7 Assumption ■	6
7 Pace	20
7 C.W. Post ■	38
38 Stonehill	20
51 St. Anselm ■	28

Nickname: Yellow Jackets
Colors: Gold, White & Black
Stadium: J.H. Miller Field
Capacity: 5,000; Year Built: 1964
AD: Robert E. Burke
SID: Greg Royce

AMHERST

Amherst, MA 01002-5000III

Coach: E.J. Mills, Dayton 1988
Record: 9 Years, 52-20-0

2005 RESULTS (5-3)

28 Hamilton	3
13 Bowdoin ■	16
15 Middlebury ■	0
28 Colby	9
37 Wesleyan (Conn.) ■	0
37 Tufts	6
20 Trinity (Conn.) ■	30
23 Williams	34

Nickname: Lord Jeffs
Colors: Purple & White
Stadium: Pratt Field
Capacity: 8,000; Year Built: 1891
AD: David D. Hixon
SID: Kevin Graber

ANDERSON (IND.)

Anderson, IN 46012-3495III

Coach: Jeff Judge, Iowa St. 1987
Record: 3 Years, 17-13-0

2005 RESULTS (5-5)

18 Olivet Nazarene	33
52 Taylor (Ind.)	14

48	Earlham ■	7
24	Franklin	23
7	Defiance ■	32
13	Bluffton	10
14	Thomas More ■	38
28	Hanover ■	35
7	Mt. St. Joseph ■	17
28	Manchester	25

Nickname: Ravens
 Colors: Orange & Black
 Stadium: Macholtz
 Capacity: 4,200
 AD: Michael Zapolski
 SID: Justin Bates

ANGELO ST.

San Angelo, TX 76909II

Coach: Dale Carr, Colorado St. 1987
 Record: 1 Year, 9-3-0

2005 RESULTS (9-3)

26	Western St.	7
42	Southern Nazarene ■	7
27	Southeastern Okla.	24
20	Central Okla. ■	16
30	Midwestern St. ■	29
14	Eastern N.M.	38
27	Abilene Christian ■	24
49	Northeastern St. ■	20
58	West Tex. A&M	53
17	Tarleton St. ■	30
54	Tex. A&M-Kingsville	51
14	Northwest Mo. St. ■	45

Nickname: Rams
 Colors: Blue & Gold
 Stadium: San Angelo
 Capacity: 17,500; Year Built: 1962
 AD: Kathleen Brasfield
 SID: M.L. Stark Hinkle

APPALACHIAN ST.

Boone, NC 28608I-AA

Coach: Jerry Moore, Baylor 1961
 Record: 24 Years, 167-115-2

2005 RESULTS (12-3)

24	Eastern Ky.	16
8	Kansas	36
30	Coastal Caro. ■	3
45	Citadel	13
31	Furman	34
24	Ga. Southern ■	7
49	Wofford	17
35	Chattanooga ■	25
0	LSU	24
35	Western Caro. ■	7
52	Elon	14
34	Lafayette ■	23
38	Southern Ill. ■	24
29	Furman ■	23
21	UNI *	16

Nickname: Mountaineers
 Colors: Black & Gold
 Stadium: Kidd Brewer
 Capacity: 16,650; Year Built: 1962
 AD: Charles Cobb
 SID: Mike Flynn

ARIZONA

Tucson, AZ 85721-0096I-AA

Coach: Mike Stoops, Iowa 1986
 Record: 2 Years, 6-16-0

2005 RESULTS (3-8)

24	Utah	27
31	Northern Ariz. ■	12
24	Purdue ■	31
0	California	28

21	Southern California	42
16	Stanford ■	20
21	Oregon ■	28
29	Oregon St.	27
52	UCLA ■	14
14	Washington ■	38
20	Arizona St.	23

Nickname: Wildcats
 Colors: Cardinal & Navy
 Stadium: Arizona
 Capacity: 56,002; Year Built: 1928
 AD: Jim Livengood
 SID: Tom Duddleston Jr.

ARIZONA ST.

Tempe, AZ 85287-2505I-A

Coach: Dirk Koetter, Idaho St. 1981
 Record: 8 Years, 59-38-0

2005 RESULTS (7-5)

63	Temple ■	16
31	LSU ■	35
52	Northwestern ■	21
42	Oregon St.	24
28	Southern California ■	38
17	Oregon ■	31
35	Stanford	45
44	Washington ■	20
27	Washington St.	24
35	UCLA	45
23	Arizona ■	20
45	Rutgers *	40

Nickname: Sun Devils
 Colors: Maroon & Gold
 Stadium: Sun Devil
 Capacity: 73,656; Year Built: 1959
 AD: Lisa Love
 SID: Mark Brand

ARKANSAS

Fayetteville, AR 72701I-AA

Coach: Houston Nutt, Oklahoma St. 1981
 Record: 13 Years, 92-63-0

2005 RESULTS (4-7)

49	Missouri St. ■	17
24	Vanderbilt ■	28
17	Southern California	70
13	Alabama	24
44	La.-Monroe ■	15
17	Auburn ■	34
20	Georgia	23
10	South Carolina ■	14
28	Mississippi	17
44	Mississippi St. ■	10
17	LSU	19

Nickname: Razorbacks
 Colors: Cardinal & White
 Stadium: Razorback
 Capacity: 72,000; Year Built: 1938
 AD: J. Frank Broyles
 SID: Kevin Trainor

ARK.-MONTICELLO

Monticello, AR 71656II

Coach: Gwayne Mathews, Delta St. 1988
 Record: 1 Year, 1-10-0

2005 RESULTS (1-10)

7	Henderson St.	37
7	North Dakota St.	59
0	North Ala. ■	42
21	West Ala.	17
21	West Ga.	58
21	Southern Ark. ■	52
28	Ouachita Baptist	51
14	Harding ■	32
21	Arkansas Tech ■	31

7	Central Ark.	56
13	Delta St. ■	56

Nickname: Boll Weevils
 Colors: Kelly Green & White
 Stadium: Cotton Boll
 Capacity: 4,500; Year Built: 1934
 AD: Alvy Early
 SID: Paul Smith

ARK.-PINE BLUFF

Pine Bluff, AR 71601I-AA

Coach: Mo Forte, Minnesota 1969
 Record: 13 Years, 50-88-1

2005 RESULTS (3-8)

17	Mississippi Val. *	30
17	Bethune-Cookman	31
10	Alabama St. ■	41
9	Tuskegee *	13
17	Alcorn St.	7
23	Grambling ■	26
13	Alabama A&M	28
64	Jackson St.	36
7	Prairie View ■	34
21	Southern U. ■	27
40	Texas Southern	23

Nickname: Golden Lions
 Colors: Black & Gold
 Stadium: Golden Lion
 Capacity: 12,500; Year Built: 1999
 AD: Craig Curry
 SID: Carl Whipper

ARKANSAS ST.

State University, AR 72467I-AA

Coach: Steve Roberts, Ouachita Baptist 1987
 Record: 11 Years, 59-58-1

2005 RESULTS (6-6)

17	Missouri ■	44
56	Tenn.-Martin ■	7
10	Oklahoma St.	20
66	Florida Int'l ■	24
27	La.-Monroe	31
39	La.-Lafayette ■	36
3	Fla. Atlantic ■	0
7	Middle Tenn.	45
9	Troy ■	3
10	Army	38
31	North Texas	24
19	Southern Miss. *	31

Nickname: Indians
 Colors: Scarlet & Black
 Stadium: Indian
 Capacity: 30,406; Year Built: 1974
 AD: Dean Lee
 SID: Gina Bowman

ARKANSAS TECH

Russellville, AR 72801-2222II

Coach: Steve Mullins, Ark.-Monticello 1980
 Record: 9 Years, 59-38-0

2005 RESULTS (7-3)

35	Northeastern St.	32
42	Henderson St. ■	32
38	Southern Ark.	35
27	West Ala. ■	21
14	West Ga. ■	9
17	Delta St.	34
49	Ouachita Baptist ■	35
31	Ark.-Monticello	21
10	Harding	27
17	Central Ark. ■	49

Nickname: Wonder Boys
 Colors: Green & Gold
 Stadium: Buerkle Field
 Capacity: 6,000
 AD: Steve Mullins
 SID: Ben Greenberg

ARMY

West Point, NY 10996-2101IA

Coach: Bobby Ross, VMI 1959
Record: 17 Years, 100-92-2

2005 RESULTS (4-7)

7 Boston College.....	44
10 Baylor ■.....	20
21 Iowa St. ■.....	28
13 Connecticut ■.....	47
10 Central Mich. ■.....	14
17 TCU.....	38
20 Akron.....	0
27 Air Force.....	24
34 Massachusetts ■.....	27
38 Arkansas St. ■.....	10
23 Navy *.....	42

Nickname: Black Knights/Cadets
Colors: Black, Gold & Gray
Stadium: Michie
Capacity: 38,115; Year Built: 1924
AD: Kevin Anderson
SID: Bob Beretta

ASHLAND

Ashland, OH 44805.....II

Coach: Lee Owens, Bluffton 1977
Record: 11 Years, 54-69-0

2005 RESULTS (9-2)

30 St. Joseph's (Ind.).....	15
24 Ferris St.....	21
27 Gannon ■.....	0
10 Grand Valley St. ■.....	14
14 Michigan Tech.....	17
45 Mercyhurst.....	7
27 Northern Mich. ■.....	10
7 Hillsdale.....	3
27 Wayne St. (Mich.) ■.....	3
21 Findlay.....	14
20 Indianapolis ■.....	3

Nickname: Eagles
Colors: Purple & Gold
Stadium: Community
Capacity: 5,700; Year Built: 1963
AD: Bill Goldring
SID: Al King

ASSUMPTION

Worcester, MA 01609II

Coach: Cory Bailey, Fordham 1998
Record: 2 Years, 5-15-0

2005 RESULTS (4-6)

21 Stonehill ■.....	28
13 St. Anselm.....	7
38 Bryant ■.....	48
7 Bentley.....	41
14 Southern Conn. St. ■.....	55
6 American Int'l.....	7
24 Merrimack ■.....	21
27 Iona.....	17
7 Pace.....	3
7 C.W. Post ■.....	40

Nickname: Greyhounds
Colors: Blue, White, & Grey
Stadium: Multi-Sport
Capacity: 1,200; Year Built: 2005
AD: Ted Paulauskas
SID: Steve Morris

AUBURN

Auburn, AL 36849-5113IA

Coach: Tommy Tuberville, Southern Ark. 1976
Record: 11 Years, 85-47-0

2005 RESULTS (9-3)

14 Georgia Tech ■.....	23
28 Mississippi St. ■.....	0
63 Ball St. ■.....	3

37 Western Ky. ■.....	14
48 South Carolina ■.....	7
34 Arkansas.....	17
17 LSU.....	20
27 Mississippi ■.....	3
49 Kentucky.....	27
31 Georgia.....	30
28 Alabama ■.....	18
10 Wisconsin *.....	24

Nickname: Tigers
Colors: Burnt Orange & Navy Blue
Stadium: Jordan-Hare
Capacity: 87,451; Year Built: 1939
AD: Jay Jacobs
SID: Kirk Sampson

AUGSBURG

Minneapolis, MN 55454III

Coach: Frank Haege, Wis.-Stout 1992
Record: 1 Year, 1-9-0

2005 RESULTS (1-9)

26 Wartburg.....	29
25 North Central (Ill.) ■.....	64
17 St. Thomas (Minn.).....	53
19 Carleton ■.....	21
27 Gust. Adolphus.....	42
19 Hamline ■.....	13
16 St. John's (Minn.).....	56
14 Concordia-M'head ■.....	48
14 Bethel (Minn.) *.....	17
0 St. Olaf.....	49

Nickname: Auggies
Colors: Maroon & Gray
Stadium: Edor Nelson Field
Capacity: 2,000; Year Built: 1984
AD: Paul Grauer
SID: Don Stoner

AUGUSTANA (ILL.)

Rock Island, IL 61201-2296.....III

Coach: Jim Barnes, Augustana (Ill.) 1981
Record: 11 Years, 85-28-0

2005 RESULTS (10-2)

24 Central (Iowa) ■.....	25
52 Catholic.....	26
45 Wis.-Platteville ■.....	14
50 North Park ■.....	6
7 Carthage.....	0
41 Ill. Wesleyan ■.....	15
23 Millikin.....	0
64 Elmhurst ■.....	42
20 North Central (Ill.) ■.....	17
28 Wheaton (Ill.).....	7
49 Lakeland ■.....	22
7 Mount Union.....	44

Nickname: Vikings
Colors: Gold & Blue
Stadium: Ericson Field
Capacity: 3,200; Year Built: 1938
AD: Charles J. Gordon
SID: Dave Wrath

AUGUSTANA (S.D.)

Sioux Falls, SD 57197II

Coach: Brad Salem, Augustana (S.D.) 1992
Record: 1 Year, 6-5-0

2005 RESULTS (6-5)

30 Concordia-St. Paul.....	33
17 Northern St.....	16
45 Southwest Minn. St. ■.....	3
47 Minn.-Crookston ■.....	0
3 North Dakota.....	52
17 South Dakota ■.....	48
7 St. Cloud St.....	34
24 Neb.-Omaha.....	50

26 Minn. Duluth ■.....	23
25 Minn. St. Mankato ■.....	24
54 Upper Iowa.....	6

Nickname: Vikings
Colors: Navy & Yellow
Stadium: Howard Wood
Capacity: 10,000; Year Built: 1957
AD: Bill Gross
SID: Kevin Ludwig

AURORA

Aurora, IL 60506III

Coach: Rich Duncan, Bethany (W.V.) 1990
Record: 1 Year, 5-5-0

2005 RESULTS (5-5)

14 Cornell College ■.....	21
12 Alma.....	48
20 Greenville ■.....	6
21 Concordia (Wis.).....	26
25 Benedictine (Ill.).....	0
48 Concordia (Ill.) ■.....	12
27 Eureka.....	7
0 Lakeland.....	58
21 MacMurray ■.....	14
7 Valparaiso ■.....	13

Nickname: Spartans
Colors: Royal Blue & White
Stadium: Aurora Field
Capacity: 1,750
AD: Mark Walsh
SID: Brian Kiple

AUSTIN

Sherman, TX 75090-4440.....III

Coach: David Norman, Austin 1983
Record: 12 Years, 43-75-0

2005 RESULTS (1-9)

3 Trinity (Tex.) ■.....	14
6 McMurry.....	33
6 East Tex. Baptist ■.....	16
9 Texas Lutheran ■.....	42
11 Louisiana Col.....	55
19 Mississippi Col. ■.....	35
7 Howard Payne.....	35
40 Sul Ross St. ■.....	37
7 Hardin-Simmons.....	31
0 Mary Hardin-Baylor ■.....	58

Nickname: Kangaroos
Colors: Crimson & Gold
Stadium: Jerry Apple
Capacity: 2,500; Year Built: 2000
AD: Timothy P. Millerick
SID: Emily Hansen

AUSTIN PEAY

Clarksville, TN 37044-4576IAA

Coach: Carroll McCray, Gardner-Webb 1983
Record: 3 Years, 8-25-0

2005 RESULTS (2-9)

19 Charleston (W.V.).....	27
24 Cumberland (Tenn.) ■.....	15
0 Dayton.....	46
0 Drake.....	54
30 Valparaiso ■.....	20
6 Davidson.....	44
12 Morehead St.....	44
26 Jacksonville ■.....	33
3 Mo.-Rolla ■.....	45
14 St. Joseph's (Ind.) ■.....	42
6 Murray St.....	42

Nickname: Governors
Colors: Red & White
Stadium: Governors
Capacity: 10,000; Year Built: 1946
AD: Dave Loos
SID: Brad Kirtley

AVERETT
Danville, VA 24541III

Coach: Mike Dunlevy, Otterbein 1987
Record: 4 Years, 20-18-0

2005 RESULTS (7-3)

31 Maryville (Tenn.)	28
9 Wesley ■	49
28 Guilford	21
40 Ferrum	55
28 Methodist ■	29
39 N.C. Wesleyan ■	32
21 Greensboro	20
51 Shenandoah ■	19
38 Chris. Newport ■	30
60 Chowan	32

Nickname: Cougars
Colors: Navy & Gold
Stadium: Cougar Den
Capacity: 3,000; Year Built: 2000
AD: Charles S. Harris
SID: Sam Ferguson

BALDWIN-WALLACE
Berea, OH 44017III

Coach: John Snell, Baldwin-Wallace 1987
Record: 4 Years, 28-14-0

2005 RESULTS (4-6)

23 Allegheny ■	17
17 Ohio Northern	30
28 Wilmington (Ohio) ■	6
10 Muskingum	16
7 Otterbein	10
35 Heidelberg ■	22
0 Capital	34
3 Mount Union	17
31 Marietta ■	32
17 John Carroll ■	14

Nickname: Yellow Jackets
Colors: Brown & Gold
Stadium: George Finnie
Capacity: 8,100; Year Built: 1971
AD: Stephen Bankson
SID: Kevin Ruple

BALL ST.
Muncie, IN 47306I-A

Coach: Brady Hoke, Ball St. 1982
Record: 3 Years, 10-24-0

2005 RESULTS (4-7)

0 Iowa	56
31 Bowling Green ■	40
3 Auburn	63
0 Boston College	38
60 Western Mich.	57
14 Toledo ■	34
21 Ohio	38
31 Northern Ill.	17
23 Akron ■	17
26 Eastern Mich.	25
24 Central Mich. ■	31

Nickname: Cardinals
Colors: Cardinal & White
Stadium: Ball State
Capacity: 22,500; Year Built: 1967
AD: Thomas J. Collins
SID: Joe Hernandez

BATES
Lewiston, ME 04240III

Coach: Mark Harriman, Springfield 1980
Record: 8 Years, 16-48-0

2005 RESULTS (2-6)

0 Trinity (Conn.) ■	47
7 Tufts ■	34
7 Williams	8

30 Wesleyan (Conn.) *	29
7 Middlebury ■	41
17 Colby	24
14 Bowdoin ■	21
34 Hamilton	20

Nickname: Bobcats
Colors: Garnet & Black
Stadium: Garcelon Field
Capacity: 3,000; Year Built: 1900
AD: Suzanne R. Coffey
SID: Aaron Todd

BAYLOR
Waco, TX 76798-7096I-A

Coach: Guy Morriss, TCU 1973
Record: 5 Years, 20-37-0

2005 RESULTS (5-6)

28 SMU	23
48 Samford ■	14
20 Army	10
13 Texas A&M	16
23 Iowa St.	13
14 Nebraska ■	23
30 Oklahoma	37
0 Texas Tech ■	28
0 Texas ■	62
16 Missouri	31
44 Oklahoma St. ■	34

Nickname: Bears
Colors: Green & Gold
Stadium: Floyd Casey
Capacity: 50,000; Year Built: 1950
AD: Ian McCaw
SID: Nick Joos

BECKER
Leicester, MA 01524III

Coach: David Dunn, San Diego 1989
Record: 1 Year, 0-8-0

2005 RESULTS (0-8)

8 Utica	28
21 WPI	52
49 Mount Ida	65
8 Plymouth St.	31
13 Hartwick ■	42
7 Bryant	55
7 Husson ■	43
13 Husson	46

Nickname: Hawks
Colors: Royal Blue, White & Black
AD: Craig Barnett
SID: Bettiann Michalik

BELOIT
Beloit, WI 53511-5595III

Coach: Ed DeGeorge, Colorado Col. 1964
Record: 29 Years, 135-136-1

2005 RESULTS (5-5)

28 Carleton ■	35
25 St. Norbert ■	27
12 Lake Forest	28
30 Monmouth (Ill.)	56
28 Lawrence ■	27
21 Carroll (Wis.)	31
38 Knox ■	0
28 Ripon ■	22
27 Illinois Col.	23
55 Grinnell	7

Nickname: Buccaneers
Colors: Navy Blue & Gold
Stadium: Strong
Capacity: 3,500; Year Built: 1934
AD: Kim Chandler
SID: Keith E. Domke

BEMIDJI ST.
Bemidji, MN 56601-2699II

Coach: Jeff Tesch, Minn. St. Moorhead 1978
Record: 10 Years, 62-44-0

2005 RESULTS (7-3)

42 Minot St.	17
28 Minn. St. Mankato ■	23
35 Wis.-River Falls	19
48 Concordia-St. Paul	55
47 Southwest Minn. St. ■	9
13 Winona St.	47
40 Minn.-Crookston	14
45 Northern St. ■	33
27 Minn. St. Moorhead ■	13
28 Wayne St. (Neb.) *	38

Nickname: Beavers
Colors: Kelly Green & White
Stadium: BSU
Capacity: 4,000; Year Built: 1937
AD: Rick Goeb
SID: Andy Bartlett

BENEDICT
Columbia, SC 29204II

Coach: John Hendrick, Pittsburgh 1981
Record: 3 Years, 15-18-0

2005 RESULTS (6-5)

17 Morehouse	20
31 Savannah St.	14
26 Johnson C. Smith *	11
16 Tuskegee ■	31
24 Fort Valley St. ■	35
22 Clark Atlanta ■	21
21 Stillman	10
19 Kentucky St. ■	31
21 Albany St. (Ga.)	28
17 Miles	16
42 Lane ■	20

Nickname: Tigers
Colors: Purple & Gold
AD: Willie Washington
SID: Derrick A. Johnson

BENEDICTINE (ILL.)
Lisle, IL 60532-0900III

Coach: Jon Cooper, North Park 1972
Record: 1 Year, 3-7-0

2005 RESULTS (3-7)

6 Elmhurst ■	52
27 North Central (Ill.)	44
0 Carthage ■	52
7 Lakeland ■	45
33 Greenville	34
0 Aurora ■	25
22 Eureka	13
49 MacMurray ■	22
14 Concordia (Wis.) ■	33
27 Concordia (Ill.)	20

Nickname: Eagles
Colors: Red & White
Stadium: Sports Complex at Benedictine
Capacity: 3,000; Year Built: 2004
AD: Susan Yasecko
SID: Tony Hamilton

BENTLEY
Waltham, MA 02154-4705II

Coach: Peter Yetten, Boston U. 1971
Record: 18 Years, 133-46-1

2005 RESULTS (7-3)

17 East Stroudsburg ■	72
33 Southern Conn. St.	24
28 American Int'l ■	7

50 Merrimack.....	28
41 Assumption ■.....	7
33 Pace.....	14
42 C.W. Post ■.....	55
34 Stonehill.....	7
49 St. Anselm ■.....	7
14 Bryant.....	27

Nickname: Falcons
 Colors: Blue & Gold
 Stadium: Bentley College
 Capacity: 3,200; Year Built: 1990
 AD: Robert DeFelice
 SID: Dick Lipe

BETHANY (W.V.)

Bethany, WV 26032-0417.....III

Coach: Steven Lee, Lock Haven 1978
 Record: 7 Years, 20-49-0

2005 RESULTS (1-9)

34 Frank & Marsh. ■.....	21
15 Thomas More ■.....	33
26 Defiance.....	29
7 Thiel.....	41
12 Grove City.....	21
21 Waynesburg ■.....	38
13 Westminster (Pa.) ■.....	34
0 Wash. & Jeff.....	63
3 Chicago ■.....	42
15 Carnegie Mellon ■.....	30

Nickname: Bison
 Colors: Kelly Green & White
 Stadium: Bethany Field
 Capacity: 1,000; Year Built: 1938
 AD: Joe Kurey
 SID: Ernie Horn

BETHEL (MINN.)

St. Paul, MN 55112-6999.....III

Coach: Steve Johnson, Bethel (Minn.) 1980
 Record: 17 Years, 111-60-1

2005 RESULTS (5-5)

38 Buena Vista.....	21
21 Central (Iowa) ■.....	29
25 St. Olaf.....	27
27 Hamline ■.....	0
9 St. John's (Minn.) ■.....	30
30 St. Thomas (Minn.).....	13
12 Concordia-M'head ■.....	30
41 Carleton ■.....	0
17 Augsburg *.....	14
22 Gust. Adolphus.....	24

Nickname: Royals
 Colors: Blue & Gold
 Stadium: Royal
 Capacity: 3,500; Year Built: 1996
 AD: Robert Bjorklund
 SID: Greg Peterson

BETHUNE-COOKMAN

Daytona Beach, FL 32114-3099.....IAA

Coach: Alvin Wyatt Sr., Bethune-Cookman 1970
 Record: 9 Years, 67-33-0

2005 RESULTS (7-4)

34 Elizabeth City St. ■.....	7
31 Ark.-Pine Bluff ■.....	17
24 South Carolina St. *.....	27
63 Norfolk St.....	61
44 Morgan St. ■.....	26
0 Delaware St.....	17
56 Savannah St. *.....	13
54 N.C. A&T.....	17
10 Hampton ■.....	24
45 Howard.....	16
23 Florida A&M *.....	26

Nickname: Wildcats
 Colors: Maroon & Gold
 Stadium: Municipal
 Capacity: 10,000
 AD: Lynn W. Thompson
 SID: Bryan J. Harvey

BLACKBURN

Carlinville, IL 62626.....III

Coach: Lester B. "Skip" Mathieson, DePauw 1957
 Record: 14 Years, 61-68-0

2005 RESULTS (2-8)

7 Illinois Col. ■.....	28
6 Dubuque.....	49
41 Trinity Bible (N.D.).....	0
24 Maranatha Baptist ■.....	27
14 Minn.-Morris ■.....	30
20 Westminster (Mo.).....	35
50 Principia ■.....	6
33 Rockford.....	47
12 Crown (Minn.) *.....	28
9 MacMurray.....	35

Nickname: Battlin' Beavers
 Colors: Scarlet & Black
 Stadium: Blackburn College
 Capacity: 1,500; Year Built: 1989
 AD: Curtis Campbell
 SID: Mary McNeely

BLOOMSBURG

Bloomsburg, PA 17815.....II

Coach: Danny Hale, West Chester 1968
 Record: 18 Years, 146-52-1

2005 RESULTS (11-1)

40 Slippery Rock ■.....	24
33 Fairmont St.....	0
49 Shippensburg ■.....	21
63 Lock Haven.....	0
27 Indiana (Pa.).....	0
31 East Stroudsburg.....	24
12 Kutztown ■.....	0
48 Cheyney.....	14
40 Mansfield.....	12
42 West Chester ■.....	35
42 Millersville ■.....	28
39 East Stroudsburg ■.....	52

Nickname: Huskies
 Colors: Maroon & Gold
 Stadium: Redman
 Capacity: 5,000; Year Built: 1974
 AD: Mary Gardner
 SID: Tom McGuire

BLUFFTON

Bluffton, OH 45817-2104.....III

Coach: Greg Brooks, Ohio 1977
 Record: 3 Years, 10-20-0

2005 RESULTS (3-7)

20 Centre.....	27
31 Hiram.....	6
0 Thiel ■.....	42
21 Adrian ■.....	45
59 Manchester.....	7
10 Anderson (Ind.) ■.....	13
33 Hanover.....	19
14 Mt. St. Joseph ■.....	56
21 Franklin.....	24
14 Defiance ■.....	41

Nickname: Beavers
 Colors: Royal Purple & White
 Stadium: Salzman
 Capacity: 3,000; Year Built: 1993
 AD: Phill Talavinia
 SID: Ben Risinger

BOISE ST.

Boise, ID 83725-1020.....IA

Coach: Dan Hawkins, UC Davis 1984
 Record: 10 Years, 93-22-1

2005 RESULTS (9-4)

13 Georgia.....	48
27 Oregon St.....	30
48 Bowling Green ■.....	20
44 Hawaii.....	41
21 Portland St. ■.....	14
38 San Jose St. ■.....	21
45 Utah St.....	21
49 Nevada ■.....	14
56 New Mexico St. ■.....	6
7 Fresno St.....	27
70 Idaho ■.....	35
30 Louisiana Tech.....	13
21 Boston College ■.....	27

Nickname: Broncos
 Colors: Blue & Orange
 Stadium: Bronco
 Capacity: 30,000; Year Built: 1970
 AD: Gene Bleymaier
 SID: Max Corbet

BOSTON COLLEGE

Chestnut Hill, MA 02467-3861.....IA

Coach: Tom O'Brien, Navy 1971
 Record: 9 Years, 66-42-0

2005 RESULTS (9-3)

20 Brigham Young.....	3
44 Army ■.....	7
17 Florida St. ■.....	28
16 Clemson.....	13
38 Ball St. ■.....	0
28 Virginia ■.....	17
35 Wake Forest ■.....	30
10 Virginia Tech.....	30
14 North Carolina.....	16
30 North Carolina St. ■.....	10
31 Maryland.....	16
27 Boise St.....	21

Nickname: Eagles
 Colors: Maroon & Gold
 Stadium: Alumni
 Capacity: 44,500; Year Built: 1957
 AD: Gene DeFilippo
 SID: Chris Cameron

BOWDOIN

Brunswick, ME 04011.....III

Coach: Dave Caputi, Middlebury 1981
 Record: 6 Years, 10-38-0

2005 RESULTS (6-2)

22 Middlebury ■.....	21
16 Amherst.....	13
10 Tufts.....	8
21 Hamilton ■.....	7
3 Trinity (Conn.).....	23
35 Wesleyan (Conn.) ■.....	10
21 Bates.....	14
3 Colby ■.....	28

Nickname: Polar Bears
 Colors: White
 Stadium: Whittier Field
 Capacity: 6,000; Year Built: 1896
 AD: Jeffrey H. Ward
 SID: Jim Caton

BOWIE ST.

Bowie, MD 20715-9465.....II

Coach: Mike Lynn, Morgan St. 1990
 Record: 2 Years, 13-9-0

2005 RESULTS (8-4)

40 West Virginia St.....	7
12 Johnson C. Smith ■.....	9

35 Morgan St.	21
33 Livingstone ■.....	15
19 N.C. Central.....	38
20 Shaw ■.....	22
13 Elizabeth City St.	8
21 St. Paul's ■.....	7
42 Virginia Union	14
27 Virginia St.	17
23 N.C. Central *	26
26 Tuskegee *	28

Nickname: Bulldogs
 Colors: Black & Gold
 Stadium: Bulldog
 Capacity: 6,000; Year Built: 1992
 AD: Derek Carter
 SID: Gregory C. Goings

BOWLING GREEN

Bowling Green, OH 43403I-A

Coach: Gregg Brandon, Northern Colo. 1978
 Record: 3 Years, 26-11-0

2005 RESULTS (6-5)

42 Wisconsin	56
40 Ball St.	31
20 Boise St.	48
70 Temple ■.....	7
38 Ohio ■.....	14
27 Buffalo	7
14 Western Mich. ■.....	45
14 Akron ■.....	24
24 Kent St.	14
42 Miami (Ohio).....	14
41 Toledo ■.....	44

Nickname: Falcons
 Colors: Orange & Brown
 Stadium: Doyt Perry
 Capacity: 28,599; Year Built: 1966
 AD: Paul Krebs
 SID: J.D. Campbell

BRIDGEWATER (VA.)

Bridgewater, VA 22812-1599III

Coach: Michael Clark, Cincinnati 1980
 Record: 11 Years, 75-48-1

2005 RESULTS (10-2)

35 McDaniel ■.....	36
49 Shenandoah.....	20
56 Hanover *	42
31 Hampden-Sydney.....	24
62 Guilford ■.....	46
31 Emory & Henry	17
17 Wash. & Lee	13
53 Randolph-Macon ■.....	20
50 Catholic ■.....	30
30 Wash. & Jeff. ■.....	21
24 Thiel.....	13
7 Wesley	46

Nickname: Eagles
 Colors: Cardinal & Vegas Gold
 Stadium: Jopson Field
 Capacity: 3,500; Year Built: 1971
 AD: Curtis L. Kendall
 SID: Steve Cox

BRIDGEWATER ST.

Bridgewater, MA 02325-9998III

Coach: Chuck Denune, Heidelberg 1998
 Record: 1 Year, 9-1-0

2005 RESULTS (9-1)

42 Nichols ■.....	18
48 Mass.-Dartmouth	7
57 Framingham St. ■.....	0
21 Fitchburg St.	28
33 Maine Maritime ■.....	24
32 Westfield St.	7

64 Salve Regina ■.....	28
24 Worcester St.	20
42 Mass. Maritime ■.....	6
34 Fitchburg St.	17

Nickname: Bears
 Colors: Crimson & White
 Stadium: Ed Swenson Field
 Capacity: 2,000; Year Built: 1974
 AD: John C. Harper
 SID: Michael Holbrook

BRIGHAM YOUNG

Provo, UT 84602.....I-A

Coach: Bronco Mendenhall, Oregon St. 1988
 Record: 1 Year, 6-6-0

2005 RESULTS (6-6)

3 Boston College ■.....	20
45 Eastern Ill. ■.....	10
50 TCU ■.....	51
10 San Diego St.	31
27 New Mexico	24
24 Colorado St. ■.....	14
23 Notre Dame	49
62 Air Force ■.....	41
55 UNLV.....	14
35 Wyoming.....	21
34 Utah ■.....	41
28 California *	35

Nickname: Cougars
 Colors: Dark Blue & White
 Stadium: LaVell Edwards
 Capacity: 64,045; Year Built: 1964
 AD: Tom Holmoe
 SID: Jeff Reynolds

BROCKPORT ST.

Brockport, NY 14420-2989III

Coach: Rocco Salomone, Brockport St. 1988
 Record: 11 Years, 72-40-1

2005 RESULTS (5-5)

10 Cortland St. ■.....	20
30 Salisbury ■.....	35
14 Apprentice.....	7
19 Frostburg St. ■.....	14
17 Ithaca.....	42
14 St. John Fisher.....	28
47 Wesley ■.....	0
0 Rowan.....	22
27 TCNJ.....	0
25 Buffalo St.	19

Nickname: Golden Eagles
 Colors: Green & Gold
 Stadium: Special Olympics
 Capacity: 10,000; Year Built: 1979
 AD: Linda J. Case
 SID: Kelly Vergin

BROWN

Providence, RI 02912.....I-AA

Coach: Phil Estes, New Hampshire 1981
 Record: 8 Years, 51-28-0

2005 RESULTS (9-1)

34 Georgetown	3
35 Harvard	38
45 Rhode Island ■.....	35
37 Fordham ■.....	14
31 Princeton ■.....	28
38 Cornell.....	24
34 Penn ■.....	20
38 Yale.....	21
24 Dartmouth ■.....	14
52 Columbia.....	21

Nickname: Bears
 Colors: Brown, Red & White
 Stadium: Brown
 Capacity: 20,000; Year Built: 1925
 AD: Michael Goldberger
 SID: Christopher Humm

BRYANT

Smithfield, RI 02917-1284II

Coach: Marty Fine, Western N.M. 1984
 Record: 4 Years, 21-19-0

2005 RESULTS (7-3)

21 American Int'l ■.....	0
40 Merrimack.....	41
48 Assumption.....	38
20 Pace ■.....	19
15 C.W. Post.....	37
24 Stonehill ■.....	12
27 St. Anselm.....	0
55 Becker.....	7
27 Bentley ■.....	14
35 Southern Conn. St.	77

Nickname: Bulldogs
 Colors: Black, Gold & White
 Stadium: Bulldog
 Capacity: 4,400; Year Built: 1999
 AD: John T. Ruppert
 SID: Jason Sullivan

BUCKNELL

Lewisburg, PA 17837.....I-AA

Coach: Tim Landis, Randolph-Macon 1986
 Record: 13 Years, 67-72-1

2005 RESULTS (1-10)

16 Georgetown ■.....	19
18 Stony Brook.....	21
7 Cornell.....	24
27 Marist ■.....	7
7 Penn.....	53
10 Villanova ■.....	38
10 Lehigh ■.....	42
20 Lafayette.....	33
21 Fordham.....	28
10 Colgate.....	16
33 Holy Cross ■.....	51

Nickname: Bison
 Colors: Orange & Blue
 Stadium: Christy Mathewson
 Capacity: 13,100; Year Built: 1924
 AD: John P. Hardt
 SID: Jon Terry

BUENA VISTA

Storm Lake, IA 50588-9990III

Coach: Steve Osterberger, Drake 1990
 Record: 6 Years, 32-28-0

2005 RESULTS (5-5)

21 Bethel (Minn.) ■.....	38
14 Loras ■.....	0
13 Cornell College ■.....	13
14 Wartburg.....	38
14 Coe ■.....	45
14 Waldorf.....	3
26 Luther.....	21
23 Simpson.....	31
27 Dubuque ■.....	24
6 Central (Iowa).....	28

Nickname: Beavers
 Colors: Navy Blue & Gold
 Stadium: J. Leslie Rollins
 Capacity: 3,500; Year Built: 1980
 AD: Jan Travis
 SID: Nick Huber

BUFFALO

Buffalo, NY 14260.....I-A

Coach: Jim Hoffer, Cornell 1979
 Record: 13 Years, 52-85-0

2005 RESULTS (1-10)

0 Connecticut.....	38
0 Syracuse.....	31
3 Rutgers ■.....	17
21 Western Mich.....	31

7 Akron ■.....	13
7 Bowling Green ■.....	27
15 Toledo.....	38
20 Ohio ■.....	34
13 Miami (Ohio).....	54
10 Kent St.....	6
14 Eastern Mich. ■.....	38

Nickname: Bulls
 Colors: Royal Blue & White
 Stadium: UB Stadium
 Capacity: 29,013; Year Built: 1993
 AD: Warde Manuel
 SID: Paul Vecchio

BUFFALO ST.

Buffalo, NY 14222-1095III

Coach: Paul Shaffner, Ithaca 1982
 Record: 6 Years, 25-36-0

2005 RESULTS (3-6)

21 Ithaca ■.....	38
9 Wesley.....	45
27 Cortland St.....	20
26 Frostburg St.....	27
20 Salisbury.....	66
27 Apprentice ■.....	0
34 Plymouth St. ■.....	22
3 Thiel.....	21
19 Brockport St. ■.....	25

Nickname: Bengals
 Colors: Orange & Black
 Stadium: Coyer Field
 Capacity: 3,000; Year Built: 1964
 AD: Jerry S. Boyes
 SID: Jeff Ventura

BUTLER

Indianapolis, IN 46208-3485IAA

Coach: Kit Cartwright, Bowling Green 1976
 Record: 4 Years, 7-36-0

2005 RESULTS (0-11)

23 Albion ■.....	28
7 Tiffin.....	30
13 Robert Morris.....	49
21 Jacksonville.....	55
10 Morehead St. ■.....	58
7 San Diego.....	49
21 Valparaiso ■.....	34
7 St. Joseph's (Ind.) ■.....	23
10 Drake.....	56
7 Dayton ■.....	41
28 Mo.-Rolla ■.....	45

Nickname: Bulldogs
 Colors: Blue & White
 Stadium: Butler Bowl
 Capacity: 19,000; Year Built: 1927
 AD: John C. Parry
 SID: Jim McGrath

C.W. POST

Brookville, NY 11548II

Coach: Bryan Collins, St. John's (N.Y.) 1987
 Record: 8 Years, 73-17-0

2005 RESULTS (10-3)

48 Pace.....	6
49 East Stroudsburg ■.....	66
56 Stonehill ■.....	7
73 St. Anselm.....	17
37 Bryant ■.....	15
55 Bentley.....	42
35 Southern Conn. St. ■.....	49
38 American Int'l.....	7
41 Merrimack ■.....	7
40 Assumption.....	7
24 West Chester ■.....	20
28 Shepherd.....	21
28 East Stroudsburg.....	55

Nickname: Pioneers
 Colors: Green & Gold
 Stadium: Hickox Field
 Capacity: 5,000; Year Built: 1966
 AD: Vincent Salamone
 SID: Brad Sullivan

CALIFORNIA

Berkeley, CA 94720IA

Coach: Jeff Tedford, Fresno St. 1983
 Record: 4 Years, 33-17-0

2005 RESULTS (8-4)

41 Sacramento St. ■.....	3
56 Washington.....	17
35 Illinois ■.....	20
41 New Mexico St.....	13
28 Arizona ■.....	0
40 UCLA.....	47
20 Oregon St. ■.....	23
42 Washington St. ■.....	38
20 Oregon.....	27
10 Southern California ■.....	35
27 Stanford.....	3
35 Brigham Young *.....	28

Nickname: Golden Bears
 Colors: Blue & Gold
 Stadium: Memorial
 Capacity: 67,537; Year Built: 1923
 AD: Sandy Barbour
 SID: Herb Benenson

UC DAVIS

(Reclassifying to Div. I-AA)

Davis, CA 95616-8674II

Coach: Bob Biggs, UC Davis 1973
 Record: 13 Years, 108-43-1

2005 RESULTS (6-5)

13 New Hampshire ■.....	17
12 Portland St. ■.....	14
20 Stanford.....	17
37 Sacramento St.....	7
14 South Dakota St. *.....	16
33 Southern Utah ■.....	21
20 North Dakota St.....	14
20 Cal Poly ■.....	13
17 Stephen F. Austin.....	27
7 Eastern Wash.....	24
24 Northern Colo. ■.....	14

Nickname: Aggies
 Colors: Yale Blue & Gold
 Stadium: Toomey Field
 Capacity: 10,111; Year Built: 1949
 AD: Greg Warzecka
 SID: Mike Robles

CALIFORNIA (PA.)

California, PA 15419II

Coach: John Luckhardt, Purdue 1968
 Record: 21 Years, 161-55-2

2005 RESULTS (8-2)

42 Fairmont St. ■.....	6
88 Mansfield.....	12
15 Monmouth.....	16
43 Clarion ■.....	7
21 Slippery Rock.....	28
36 Edinboro ■.....	26
41 Shippensburg.....	13
49 Cheyney ■.....	3
48 Lock Haven ■.....	7
38 Indiana (Pa.).....	23

Nickname: Vulcans
 Colors: Red & Black
 Stadium: Hepner-Bailey Field at Adamson Stadium
 Capacity: 5,000; Year Built: 1970
 AD: Thomas G. Pucci
 SID: Tom Byrnes

CAL LUTHERAN

Thousand Oaks, CA 91360-2787III

Coach: Scott Squires, Pacific Lutheran 1988
 Record: 10 Years, 49-41-0

2005 RESULTS (8-1)

42 Pacific Lutheran ■.....	35
9 Occidental.....	41
45 Pomona-Pitzer.....	21
54 Menlo.....	0
35 La Verne.....	7
25 Claremont-M-S ■.....	10
34 Redlands.....	22
27 Whittier ■.....	14
59 Chapman.....	20

Nickname: Kingsmen
 Colors: Violet & Gold
 Stadium: Mt. Clef
 Capacity: 2,000; Year Built: 1962
 AD: Daniel E. Kuntz
 SID: Scott Flanders

CAL POLY

San Luis Obispo, CA 93407IAA

Coach: Rich Ellerson, Hawaii 1977
 Record: 6 Years, 38-30-0

2005 RESULTS (9-4)

10 Troy.....	27
37 Sacramento St. ■.....	13
38 Montana St. ■.....	10
24 South Dakota St.....	16
31 Northern Colo.....	14
37 North Dakota St. ■.....	6
27 Montana.....	36
13 UC Davis.....	20
40 Eastern Wash. ■.....	35
20 Southern Utah ■.....	10
35 Idaho St. ■.....	10
35 Montana.....	21
7 Texas St.....	14

Nickname: Mustangs
 Colors: Green & Gold
 Stadium: Mustang
 Capacity: 8,500; Year Built: 1935
 AD: Alison Cone
 SID: Eric Burdick

CAPITAL

Columbus, OH 43209III

Coach: Jim Collins, Wittenberg 1987
 Record: 12 Years, 51-72-0

2005 RESULTS (10-3)

54 Wittenberg.....	0
14 Otterbein.....	17
66 Heidelberg ■.....	0
24 Mount Union.....	42
41 Marietta ■.....	10
30 Muskingum.....	13
34 Baldwin-Wallace ■.....	0
16 Ohio Northern.....	14
19 John Carroll ■.....	7
48 Wilmington (Ohio) ■.....	10
21 North Central (Ill.).....	19
14 Wabash.....	11
31 Mount Union.....	34

Nickname: Crusaders
 Colors: Purple & White
 Stadium: Bernlohr
 Capacity: 3,000; Year Built: 2001
 AD: Roger Welsh
 SID: Leonard Reich

CARLETON

Northfield, MN 55057III

Coach: Chris Brann, West Va. Wesleyan 1991
 Record: 5 Years, 9-41-0

2005 RESULTS (4-6)

35 Beloit.....	28
7 St. John's (Minn.).....	41

31	Concordia-M'head ■	39
21	Augsburg	19
14	St. Olaf ■	44
31	Macalester	7
7	St. Thomas (Minn.) ■	21
0	Bethel (Minn.)	41
12	Gust. Adolphus	31
20	Hamline ■	19

Nickname: Knights
 Colors: Maize & Blue
 Stadium: Laird
 Capacity: 7,500; Year Built: 1926
 AD: Leon Lunder
 SID: Eric Sieger

CARNEGIE MELLON

Pittsburgh, PA 15213-3890III

Coach: Rich Lackner, Carnegie Mellon 1979
 Record: 20 Years, 138-59-2

2005 RESULTS (5-5)

45	Hiram ■	0
20	Grove City	16
6	Johns Hopkins ■	9
0	Frank. & Marsh	6
63	Colorado Col.	28
6	Chicago	35
7	Washington-St. Louis ■	28
23	Case Reserve ■	20
30	Bethany (W.V.)	15
48	Thiel ■	50

Nickname: Tartans
 Colors: Cardinal, White & Grey
 Stadium: Gesling
 Capacity: 3,500; Year Built: 1990
 AD: Susan Bassett
 SID: Mark Fisher

CARROLL (WIS.)

Waukesha, WI 53186-5593III

Coach: Jeff Voris, DePauw 1989
 Record: 5 Years, 15-34-0

2005 RESULTS (6-4)

10	Carthage ■	14
31	Knox ■	0
52	Illinois Col.	28
36	Lawrence	38
42	Ripon ■	13
31	Beloit ■	21
28	St. Norbert	48
40	Lake Forest	13
27	Monmouth (Ill.) ■	35
42	Grinnell	20

Nickname: Pioneers
 Colors: Orange & White
 Stadium: Van Male Field
 Capacity: 4,200; Year Built: 1976
 AD: Kris Jacobsen
 SID: Rick Mobley

CARSON-NEWMAN

Jefferson City, TN 37760II

Coach: Ken Sparks, Carson-Newman 1968
 Record: 26 Years, 251-59-2

2005 RESULTS (8-2)

45	Shaw	24
14	West Ga. *	10
71	West Va. Tech *	9
7	Mars Hill	14
41	Newberry	28
3	Presbyterian ■	37
38	Tusculum	0
33	Lenoir-Rhyne ■	6
33	Catawba ■	21
47	Wingate	14

Nickname: Eagles
 Colors: Orange & Blue
 Stadium: Burke-Tarr
 Capacity: 5,000; Year Built: 1966
 AD: David W. Barger
 SID: Marlin Curnutt

CARTHAGE

Kenosha, WI 53140III

Coach: Tim Rucks, Carthage 1983
 Record: 16 Years, 65-84-4

2005 RESULTS (7-3)

14	Carroll (Wis.)	10
20	Lakeland ■	16
52	Benedictine (Ill.)	0
19	Millikin	7
0	Augustana (Ill.) ■	7
24	North Central (Ill.)	43
23	North Park ■	3
14	Wheaton (Ill.)	30
42	Ill. Wesleyan ■	7
41	Elmhurst	20

Nickname: Redmen
 Colors: Red, White & Black
 Stadium: Art Keller Field
 Capacity: 1,681; Year Built: 1965
 AD: Robert R. Bonn
 SID: Steve Marovich

CASE RESERVE

Cleveland, OH 44106III

Coach: Greg Debeljak, John Carroll 1988
 Record: 2 Years, 8-12-0

2005 RESULTS (3-7)

30	Oberlin	27
20	Denison ■	6
19	Kenyon	8
21	Wooster ■	38
13	Defiance ■	14
7	Washington-St. Louis ■	28
0	Alfred ■	14
20	Carnegie Mellon	23
7	Chicago	14
10	Wash. & Lee	34

Nickname: Spartans
 Colors: Blue, Gray & White
 Stadium: E.L. Finnigan Field
 Capacity: 3,000; Year Built: 1968
 AD: David L. Diles
 SID: Greg Jantz

CATAWBA

Salisbury, NC 28144-2488II

Coach: Chip Hester, Guilford 1992
 Record: 4 Years, 30-14-0

2005 RESULTS (6-5)

20	Winston-Salem	10
38	Livingstone ■	6
37	Virginia St.	18
16	Indiana (Pa.) ■	19
7	Presbyterian	37
31	Mars Hill ■	0
30	Wingate	24
37	Newberry ■	43
28	Tusculum ■	20
21	Carson-Newman	33
13	Lenoir-Rhyne ■	17

Nickname: Indians
 Colors: Blue & White
 Stadium: Shuford
 Capacity: 4,500; Year Built: 1926
 AD: Dennis Davidson
 SID: Jim Lewis

CATHOLIC

Washington, DC 20064III

Coach: Tom Clark, Maryland 1986
 Record: 9 Years, 58-32-1

2005 RESULTS (2-8)

0	Shenandoah ■	12
26	Augustana (Ill.) ■	52
36	McDaniel	37
28	Randolph-Macon ■	24

24	Wash. & Lee	27
41	La Salle ■	34
21	Hampden-Sydney ■	28
21	Emory & Henry ■	24
42	Guilford ■	49
30	Bridgewater (Va.)	50

Nickname: Cardinals
 Colors: Cardinal Red & Black
 Stadium: Dufour Field
 Capacity: 3,500; Year Built: 1985
 AD: Mike Allen
 SID: Chris Panter

CENTRAL (IOWA)

Pella, IA 50219III

Coach: Jeff Martin, Central (Iowa) 1990
 Record: 2 Years, 15-6-0

2005 RESULTS (9-2)

25	Augustana (Ill.)	24
29	Bethel (Minn.)	21
14	Coe ■	17
21	Loras	0
10	Simpson	7
41	Cornell College ■	6
40	Luther ■	35
45	Dubuque	28
37	Wartburg	20
28	Buena Vista ■	6
14	Wis.-Whitewater	34

Nickname: Dutch
 Colors: Red & White
 Stadium: Kuyper
 Capacity: 5,000; Year Built: 1977
 AD: Al Dorenkamp
 SID: Larry Happel

CENTRAL ARK.

(Reclassifying to Div. I-AA)

Conway, AR 72035-0001II

Coach: Clint Conque, Nicholls St. 1983
 Record: 6 Years, 44-26-0

2005 RESULTS (11-3)

51	Eastern N.M. *	0
34	Tenn.-Martin	35
31	Southern Ark. ■	7
55	Henderson St. ■	7
7	Valdosta St.	12
29	North Ala. ■	26
41	Harding	21
41	Delta St. ■	31
51	Ouachita Baptist	6
56	Ark.-Monticello ■	7
49	Arkansas Tech	17
28	Albany St. (Ga.)	20
52	Presbyterian	28
38	North Ala. ■	41

Nickname: Bears
 Colors: Purple & Gray
 Stadium: Estes
 Capacity: 8,500; Year Built: 1939
 AD: John Thompson
 SID: Steve East

CENTRAL CONN. ST.

New Britain, CT 06050-4010I-AA

Coach: Tom Masella, Wagner 1981
 Record: 4 Years, 17-26-0

2005 RESULTS (7-4)

24	Colgate	22
10	Rhode Island ■	56
22	Marist	31
14	Albany (N.Y.) ■	13
56	St. Peter's ■	20
28	St. Francis (Pa.)	31
21	Robert Morris ■	14
38	Wagner	34
15	Monmouth ■	13
24	Sacred Heart	17
21	Stony Brook	23

Nickname: Blue Devils
 Colors: Blue & White
 Stadium: Arute Field
 Capacity: 3,000; Year Built: 2001
 AD: Charles Jones Jr.
 SID: Thomas Pincince

UCF

Orlando, FL 32816-3555I-A

Coach: George O'Leary, New Hampshire 1969
 Record: 9 Years, 60-49-0

2005 RESULTS (8-5)

15	South Carolina.....	24
14	South Fla.....	31
23	Marshall ■.....	13
24	La-Lafayette.....	21
38	Memphis ■.....	17
31	Southern Miss.....	52
34	Tulane ■.....	24
30	East Caro.....	20
31	Houston ■.....	29
27	UAB.....	21
31	Rice.....	28
27	Tulsa ■.....	44
48	Nevada *.....	49

Nickname: Golden Knights
 Colors: Black & Gold
 Stadium: Florida Citrus
 Capacity: 70,188; Year Built: 1936
 AD: Steve Orsini
 SID: Jason Baum

CENTRAL MICH.

Mount Pleasant, MI 48859-0001I-A

Coach: Brian Kelly, Assumption 1983
 Record: 15 Years, 128-47-2

2005 RESULTS (6-5)

13	Indiana ■.....	20
38	Miami (Ohio).....	37
3	Penn St.....	40
20	Eastern Mich. ■.....	23
31	Akron.....	17
14	Army.....	10
37	Ohio ■.....	10
21	Toledo ■.....	17
28	Northern Ill. ■.....	31
24	Western Mich.	31
31	Ball St.....	24

Nickname: Chippewas
 Colors: Maroon & Gold
 Stadium: Kelly-Shorts
 Capacity: 30,199; Year Built: 1972
 AD: Herbert W. Deromedi
 SID: Don Helinski

CENTRAL MO. ST.

Warrensburg, MO 64093II

Coach: Willie Fritz, Pittsburg St. 1983
 Record: 9 Years, 70-30-0

2005 RESULTS (7-3)

14	Adams St. ■.....	6
83	Lincoln (Mo.) ■.....	0
27	Washburn.....	42
69	Truman ■.....	17
10	Mo. Western St.....	13
45	Southwest Baptist.....	7
27	Mo. Southern St. ■.....	24
21	Northwest Mo. St.....	31
21	Emporia St.....	14
83	Pittsburg St. ■.....	21

Nickname: Mules
 Colors: Cardinal & Black
 Stadium: Audrey J. Walton
 Capacity: 10,000; Year Built: 1995
 AD: Jerry M. Hughes
 SID: Joe Moore

CENTRAL OKLA.

Edmond, OK 73034II

Coach: Chuck Langston, Oklahoma 1995
 Record: 3 Years, 20-12-0

2005 RESULTS (3-7)

7	Mo. Western St.....	26
49	Abilene Christian.....	37
31	West Tex. A&M ■.....	44
16	Angelo St.....	20
3	Tex. A&M-Commerce.....	17
37	Southwestern Okla. ■.....	20
38	Tex. A&M-Kingsville ■.....	41
39	East Central.....	42
24	Southeastern Okla.	31
37	Northeastern St. ■.....	10

Nickname: Bronchos
 Colors: Bronze & Blue
 Stadium: Wanitland
 Capacity: 10,000; Year Built: 1965
 AD: Bill Farley
 SID: Mike Kirk

CENTRAL WASH.

Ellensburg, WA 98926II

Coach: John Zamberlin, Pacific Lutheran 1979
 Record: 9 Years, 57-36-0

2005 RESULTS (8-2)

20	North Dakota ■.....	44
56	Western Mont. ■.....	0
21	Neb.-Omaha.....	28
48	Washburn ■.....	42
48	Western Ore.....	17
37	Western Wash. *.....	17
30	Humboldt St. ■.....	7
61	Western Ore. ■.....	33
31	Western Wash.....	28
28	Humboldt St.....	14

Nickname: Wildcats
 Colors: Crimson & Black
 Stadium: Tomlinson
 Capacity: 4,000; Year Built: 1941
 AD: Jack Bishop
 SID: Jonathan Gordon

CENTRE

Danville, KY 40422-1394III

Coach: Andy Frye, Muskingum 1981
 Record: 8 Years, 47-33-0

2005 RESULTS (7-3)

27	Bluffton ■.....	20
36	Kenyon.....	25
31	Rhodes ■.....	27
35	Wash. & Lee.....	26
28	Sewanee.....	31
38	Millsaps ■.....	10
17	Maryville (Tenn.) ■.....	13
7	Trinity (Tex.).....	45
7	DePauw.....	14
27	Rose-Hulman ■.....	16

Nickname: Colonels
 Colors: Gold & White
 Stadium: Farris
 Capacity: 2,500; Year Built: 1925
 AD: Brian E. Chafin
 SID: Mike Pritchard

CHADRON ST.

Chadron, NE 69337-2690II

Coach: Bill O'Boyle, Western Ill. 1987
 Record: 1 Year, 4-6-0

2005 RESULTS (4-6)

17	Minn. Duluth ■.....	28
24	Mo. Western St.....	36
23	Adams St.....	28
45	Fort Hays St. ■.....	6
26	Colorado Mines ■.....	27

35	Fort Lewis.....	42
36	Mesa St. ■.....	24
14	Neb.-Kearney.....	20
40	Western St.....	10
44	N.M. Highlands ■.....	14

Nickname: Eagles
 Colors: Cardinal & White
 Stadium: Elliott Field
 Capacity: 4,000; Year Built: 1930
 AD: Bradley Roy Smith
 SID: Con Marshall

CHAPMAN

Orange, CA 92866III

Coach: Ken Visser, Occidental 1968
 Record: 15 Years, 59-77-1

2005 RESULTS (2-7)

20	Occidental.....	40
0	Pomona-Pitzer.....	14
14	Redlands ■.....	31
53	Lewis & Clark ■.....	0
10	Pacific Lutheran.....	49
23	Whittier ■.....	20
13	La Verne.....	23
12	San Diego.....	60
20	Cal Lutheran ■.....	59

Nickname: Panthers
 Colors: Cardinal & Gray
 Stadium: Chapman
 Capacity: 3,000
 AD: David Currey
 SID: Doug Aiken

CHARLESTON (W.V.)

Charleston, WV 25304II

Coach: Tony DeMeo, Iona 1971
 Record: 17 Years, 85-82-2

2005 RESULTS (8-3)

24	Bethel (Tenn.) ■.....	31
27	Austin Peay ■.....	19
14	Glenville St. ■.....	19
39	West Va. Wesleyan ■.....	34
17	West Virginia St.....	14
30	Concord ■.....	7
0	Shepherd.....	27
30	Fairmont St.....	5
28	West Va. Tech.....	21
31	Seton Hill.....	10
43	West Liberty St. ■.....	7

Nickname: Golden Eagles
 Colors: Maroon & Gold
 Stadium: Laidley Field
 Capacity: 18,600; Year Built: 1964
 AD: Tom Nozica
 SID: Jim Workman

CHARLESTON SO.

Charleston, SC 29423-8087I-AA

Coach: Jay Mills, Western Wash. 1984
 Record: 5 Years, 15-38-0

2005 RESULTS (7-4)

14	Citadel.....	28
0	Presbyterian ■.....	42
16	Jacksonville ■.....	10
35	North Greenville.....	28
22	Howard ■.....	27
12	VMI.....	34
63	West Va. Wesleyan ■.....	42
48	Savannah St. ■.....	28
38	Gardner-Webb.....	7
31	Liberty ■.....	30
34	Coastal Caro. ■.....	27

Nickname: Buccaneers
 Colors: Navy & Old Gold
 Stadium: CSU Stadium
 Capacity: 3,000; Year Built: 1970
 AD: Hank Small
 SID: David Shelton

CHATTANOOGA

Chattanooga, TN 37403-2598 I-AA

Coach: Rodney Allison, Texas Tech 1980
Record: 3 Years, 11-23-0

2005 RESULTS (6-5)

30 Tennessee Tech ■	23
21 Jacksonville St.	18
14 Memphis	59
10 Ga. Southern	48
25 Wofford ■	13
24 Liberty	21
10 Elon	7
20 Western Caro. ■	38
25 Appalachian St.	35
31 Citadel ■	21
35 Furman ■	56

Nickname: Mocs
Colors: Navy Blue & Old Gold
Stadium: Finley
Capacity: 20,668; Year Built: 1997
AD: Steve Sloan
SID: Jeff Romero

CHEYNEY

Cheyney, PA 19319-0200 II

Coach: Tim Newsom, West Virginia 1992
Record: 1 Year, 2-9-0

2005 RESULTS (2-9)

16 Lock Haven ■	17
32 West Virginia St.	7
13 St. Paul's ■	10
0 Nicholls St.	54
0 West Chester	64
7 Millersville ■	31
17 Mansfield	38
14 Bloomsburg ■	48
3 California (Pa.)	49
3 East Stroudsburg ■	40
12 Kutztown	29

Nickname: Wolves
Colors: Blue & White
Stadium: O'Shield-Stevenson
Capacity: 3,500
AD: Patric Simon
SID: Lenn Margolis

CHICAGO

Chicago, IL 60637 III

Coach: Dick Maloney, Mass.-Boston 1974
Record: 12 Years, 61-49-0

2005 RESULTS (5-4)

14 North Park	19
17 Elmhurst ■	21
13 Ill. Wesleyan	20
9 DePauw	33
27 Washington-St. Louis	0
35 Carnegie Mellon ■	6
42 Bethany (W.V.)	3
14 Case Reserve ■	7
55 Eureka ■	7

Nickname: Maroons
Colors: Maroon & White
Stadium: Stagg Field
Capacity: 1,500; Year Built: 1969
AD: Thomas Weingartner
SID: Dave Hilbert

CHOWAN

(Reclassifying to Div. II)

Murfreesboro, NC 27855 III

Coach: Lorick Atkinson, Gardner-Webb 1989
Record: 1 Year, 2-8-0

2005 RESULTS (2-8)

16 Randolph-Macon	13
20 Virginia-Wise	54

26 Ferrum ■	43
14 Newport News ■	28
20 Southern Va. ■	0
21 Allen	42
26 Chris. Newport	47
20 North Greenville ■	56
13 Wesley ■	59
32 Averett ■	60

Nickname: Hawks
Colors: Columbia Blue & White
Stadium: James G. Garrison
Capacity: 3,500
AD: Dennis E. Helsel
SID: Meredith Long

CHRIS. NEWPORT

Newport News, VA 23606-2998 III

Coach: Matt Kelchner, Susquehanna 1982
Record: 5 Years, 34-19-0

2005 RESULTS (6-4)

14 Rowan ■	21
53 Maryville (Tenn.) ■	2
24 Salisbury ■	44
30 Shenandoah ■	14
28 Greensboro	15
47 Chowan ■	26
28 Methodist	35
21 N.C. Wesleyan ■	3
30 Averett	38
44 Ferrum	7

Nickname: Captains
Colors: Blue & Silver
Stadium: POMOCO Stadium
Capacity: 3,100; Year Built: 2001
AD: C.J. Woollum
SID: Francis Tommasino

CINCINNATI

Cincinnati, OH 45221-0021 I-AA

Coach: Mark Dantonio, South Carolina 1979
Record: 2 Years, 11-12-0

2005 RESULTS (4-7)

28 Eastern Mich. ■	26
24 Penn St.	42
7 Western Caro. ■	3
16 Miami (Ohio)	44
20 Pittsburgh	38
28 Connecticut ■	17
22 Louisville ■	46
22 Syracuse	16
0 West Virginia ■	38
16 South Fla.	31
9 Rutgers	44

Nickname: Bearcats
Colors: Red & Black
Stadium: Nippert
Capacity: 35,000; Year Built: 1916
AD: Michael J. Thomas
SID: Tom Hathaway

CITADEL

Charleston, SC 29409-6150 I-AA

Coach: Kevin Higgins, West Chester 1977
Record: 8 Years, 60-32-1

2005 RESULTS (4-7)

28 Charleston So. ■	14
10 Florida St.	62
13 Appalachian St. ■	45
17 Western Caro.	7
7 Mississippi	27
31 Furman ■	39
14 Ga. Southern	49
10 Wofford ■	28
21 Chattanooga	31
21 Elon ■	0
22 VMI	14

Nickname: Bulldogs
Colors: Blue & White
Stadium: Johnson Hagood
Capacity: 11,000; Year Built: 1948
AD: Les Robinson
SID: Kevin Rhodes

CLAREMONT-M-S

Claremont, CA 91711-6400 III

Coach: Rick Candaele, Albertson 1969
Record: 14 Years, 58-68-0

2005 RESULTS (3-6)

33 Merchant Marine ■	26
10 Puget Sound	31
22 La Verne	38
55 Lewis & Clark ■	24
10 Pomona-Pitzer ■	37
10 Cal Lutheran	25
27 Whittier	24
16 Redlands ■	34
16 Occidental ■	47

Nickname: Stags
Colors: Maroon, Gold & White
Stadium: Zinda Field
Capacity: 3,000; Year Built: 1955
AD: Michael L. Sutton
SID: Kelly Beck

CLARION

Clarion, PA 16214 II

Coach: Malen Luke, Westminster (Pa.) 1976
Record: 18 Years, 92-95-0

2005 RESULTS (3-7)

14 West Chester	43
29 Kutztown ■	23
15 Mansfield ■	12
7 California (Pa.)	43
0 Edinboro	44
0 East Stroudsburg ■	56
16 Lock Haven ■	0
0 Shippensburg	37
10 Indiana (Pa.) ■	30
10 Slippery Rock ■	28

Nickname: Golden Eagles
Colors: Blue & Gold
Stadium: Memorial Field
Capacity: 5,000; Year Built: 1965
AD: David Katis
SID: Rich Herman

CLARK ATLANTA

Atlanta, GA 30314 II

Coach: Ted Bahhur, Kent St.
Record: 1 Year, 3-8-0

2005 RESULTS (3-8)

13 Kentucky St. ■	25
21 Miles ■	2
26 Texas Col. ■	28
0 Fort Valley St. *	20
52 Lane ■	20
21 Benedict	22
13 Edward Waters *	20
12 Albany St. (Ga.) ■	45
27 Morehouse	21
0 Tuskegee	33
12 Stillman ■	22

Nickname: Panthers
Colors: Red, Black & Grey
Stadium: Panther's
Capacity: 6,000; Year Built: 1995
AD: Brenda Edmond
SID: Lawanda Pearson

CLEMSON
Clemson, SC 29634.....I-A

Coach: Tommy Bowden, West Virginia 1977
Record: 9 Years, 70-37-0

2005 RESULTS (8-4)

25 Texas A&M ■	24
28 Maryland	24
30 Miami (Fla.) ■	36
13 Boston College ■	16
27 Wake Forest	31
31 North Carolina St.	10
37 Temple ■	7
9 Georgia Tech	10
49 Duke ■	20
35 Florida St. ■	14
13 South Carolina	9
19 Colorado *	10

Nickname: Tigers
Colors: Burnt Orange & Northwest Purple
Stadium: Memorial
Capacity: 81,473; Year Built: 1942
AD: Terry Don Phillips
SID: Tim Bourret

COAST GUARD
New London, CT 06320-4195III

Coach: Bill George, Ithaca 1980
Record: 7 Years, 14-51-0

2005 RESULTS (2-7)

27 Mass. Maritime	0
30 Norwich ■	12
7 St. Lawrence	21
3 Rensselaer ■	17
13 Hobart ■	42
0 Union (N.Y.)	7
6 Rochester	37
13 WPI ■	23
5 Merchant Marine ■	21

Nickname: Bears
Colors: Blue & White
Stadium: Cadet Memorial Field
Capacity: 4,500; Year Built: 1932
AD: Raymond Cieplik
SID: Jason Southard

COASTAL CARO.
Conway, SC 29528-6054.....I-AA

Coach: David Bennett, Presbyterian 1984
Record: 10 Years, 88-25-0

2005 RESULTS (9-2)

17 Elon	10
31 James Madison ■	27
3 Appalachian St.	30
24 Delaware St. ■	6
24 South Carolina St.	23
34 Gardner-Webb ■	31
27 Liberty	21
38 VMI ■	14
42 Savannah St.	16
71 Mansfield ■	8
27 Charleston So.	34

Nickname: Chanticleers
Colors: Coastal Green, Bronze & Black
Stadium: Brooks
Capacity: 6,408; Year Built: 2003
AD: Warren Koegel
SID: John A. Martin

COE
Cedar Rapids, IA 52402-5092III

Coach: Erik Raeburn, Mount Union 1994
Record: 6 Years, 43-20-0

2005 RESULTS (9-2)

49 Westminster (Mo.) ■	7
24 St. Thomas (Minn.)	21

17 Central (Iowa)	14
14 Luther ■	10
45 Buena Vista	14
14 Wartburg	17
40 Dubuque ■	21
56 Cornell College ■	21
24 Loras	14
34 Simpson ■	14
14 Concordia-M'head	27

Nickname: Kohawks
Colors: Crimson & Gold
Stadium: Clark
Capacity: 2,000; Year Built: 1989
AD: John Chandler
SID: Bryan Boettcher

COLBY
Waterville, ME 04901-8849III

Coach: Edward Mestieri, Springfield 1976
Record: 2 Years, 13-3-0

2005 RESULTS (7-1)

35 Williams ■	9
20 Middlebury	7
28 Wesleyan (Conn.)	14
9 Amherst ■	28
34 Hamilton	20
24 Bates ■	17
28 Tufts ■	16
28 Bowdoin	3

Nickname: Mules
Colors: Blue & Gray
Stadium: Seaverns
Capacity: 3,000; Year Built: 1948
AD: Marcella K. Zalot
SID: Bill Sodoma

COLGATE
Hamilton, NY 13346-1304I-AA

Coach: Dick Biddle, Duke 1971
Record: 10 Years, 84-35-0

2005 RESULTS (8-4)

22 Central Conn. St. ■	24
17 Massachusetts ■	14
21 Dartmouth	26
34 Cornell ■	20
16 Princeton	10
23 Fordham ■	0
27 Holy Cross	14
34 Lehigh ■	50
18 Lafayette	15
16 Bucknell ■	10
34 Georgetown	7
21 New Hampshire	55

Nickname: Raiders
Colors: Maroon, Gray & White
Stadium: Andy Kerr
Capacity: 10,221; Year Built: 1937
AD: David T. Roach
SID: Bob Cornell

COLORADO
Boulder, CO 80309I-A

Coach: Gary Barnett, Missouri 1969
Record: 16 Years, 92-95-2

2005 RESULTS (7-6)

31 Colorado St. ■	28
39 New Mexico St. ■	0
3 Miami (Fla.)	23
3 Oklahoma St.	0
41 Texas A&M ■	20
17 Texas	42
44 Kansas ■	13
23 Kansas St.	20
41 Missouri ■	12
16 Iowa St.	30
3 Nebraska ■	30

3 Texas *	70
10 Clemson *	19

Nickname: Buffaloes
Colors: Silver, Black & Gold
Stadium: Folsom
Capacity: 53,750; Year Built: 1924
AD: Mike R. Bohn
SID: David Plati

COLORADO COL.
Colorado Springs, CO 80903III

Coach: Bob Bodor, Denison 1988
Record: 3 Years, 6-22-0

2005 RESULTS (2-8)

26 Whittier ■	29
30 Tabor ■	66
38 Lewis & Clark	35
28 Carnegie Mellon ■	63
10 Occidental ■	34
21 Huntingdon	56
7 Rhodes ■	35
7 Puget Sound	38
7 Pomona-Pitzer	26
58 Menlo ■	52

Nickname: Tigers
Colors: Black & Gold
Stadium: Washburn Field
Capacity: 2,000; Year Built: 1898
AD: Julie Soriero
SID: Dave Moross

COLORADO MINES
Golden, CO 80401II

Coach: Bob Stitt, Doane 1986
Record: 6 Years, 40-27-0

2005 RESULTS (6-5)

17 Washburn ■	28
31 Northern Colo.	52
45 Western St. ■	13
41 South Dakota ■	44
27 Chadron St.	26
46 Fort Hays St.	10
24 Neb.-Kearney ■	35
42 Fort Lewis ■	41
45 N.M. Highlands	37
14 Mesa St.	21
42 Adams St. ■	27

Nickname: Orediggers
Colors: Silver & Blue
Stadium: Brooks Field
Capacity: 4,000; Year Built: 1922
AD: Thomas E. Spicer
SID: Gregory Murphy

COLORADO ST.
Fort Collins, CO 80523-6011I-A

Coach: Sonny Lubick, Western Mont. 1960
Record: 17 Years, 122-76-0

2005 RESULTS (6-6)

28 Colorado	31
24 Minnesota	56
42 Nevada ■	21
41 Air Force ■	23
21 Utah ■	17
14 Brigham Young	24
39 Wyoming ■	31
35 New Mexico	25
6 TCU	33
10 San Diego St. ■	30
31 UNLV	27
30 Navy *	51

Nickname: Rams
Colors: Green & Gold
Stadium: Hughes
Capacity: 30,000; Year Built: 1968
AD: Mark Driscoll
SID: Gary Ozzello

COLUMBIA
New York, NY 10027IAA

Coach: Bob Shoop, Yale 1988
Record: 3 Years, 7-23-0

2005 RESULTS (2-8)

23 Fordham.....	17
23 Duquesne ■.....	13
3 Princeton.....	43
7 Lafayette.....	14
16 Penn ■.....	44
6 Dartmouth.....	17
3 Yale ■.....	37
7 Harvard ■.....	55
7 Cornell.....	45
21 Brown ■.....	52

Nickname: Lions
Colors: Columbia Blue & White
Stadium: Lawrence A. Wien
Capacity: 17,000; Year Built: 1984
AD: M. Dianne Murphy
SID: Todd Kennedy

CONCORD
Athens, WV 24712II

Coach: Greg Quick, Baldwin-Wallace 1978
Record: 13 Years, 44-84-0

2005 RESULTS (4-7)

0 Tusculum.....	21
6 Liberty.....	17
7 Fairmont St.....	34
24 West Liberty St.....	23
14 West Va. Wesleyan ■.....	23
7 Charleston (W.V.).....	30
24 West Virginia St. ■.....	13
21 Shepherd ■.....	48
15 Glenville St.....	59
51 West Va. Tech ■.....	6
37 North Greenville ■.....	34

Nickname: Mountain Lions
Colors: Maroon & Gray
Stadium: Callahan
Capacity: 5,000
AD: Greg Quick
SID: Ernie Horn

CONCORDIA (ILL.)
River Forest, IL 60305-1499III

Coach: Bob Conwell, Lock Haven 1982
Record: 2 Years, 0-20-0

2005 RESULTS (0-10)

3 Loras.....	48
14 Elmhurst.....	55
10 Rose-Hulman ■.....	42
13 Eureka.....	32
14 MacMurray ■.....	41
0 Concordia (Wis.) ■.....	60
12 Aurora.....	48
14 Lakeland.....	68
20 Greenville ■.....	42
20 Benedictine (Ill.) ■.....	27

Nickname: Cougars
Colors: Maroon & Gold
Stadium: Concordia
Capacity: 1,500; Year Built: 2000
AD: Tim Betustak
SID: Jim Egan

CONCORDIA (WIS.)
Mequon, WI 53097-2402III

Coach: Jeff Gabrielsen, Ripon 1980
Record: 16 Years, 101-53-0

2005 RESULTS (6-3)

26 Monmouth (Ill.).....	40
13 Wis.-Oshkosh.....	41
40 Wis. Lutheran ■.....	13
59 MacMurray.....	14
26 Aurora ■.....	21
60 Concordia (Ill.).....	0

14 Lakeland ■.....	17
19 Greenville.....	14
33 Benedictine (Ill.).....	14

Nickname: Falcons
Colors: Royal Blue & White
Stadium: Century
Capacity: 2,500
AD: Robert M. Barnhill
SID: Rick Riehl

CONCORDIA-M'HEAD
Moorhead, MN 56562-3597III

Coach: Terry Horan, Concordia-M'head 1989
Record: 5 Years, 40-14-0

2005 RESULTS (10-2)

29 Minn. St. Moorhead ■.....	12
31 St. Thomas (Minn.) ■.....	20
39 Carleton.....	31
30 Gust. Adolphus ■.....	0
24 Hamline.....	7
16 St. John's (Minn.) ■.....	20
30 Bethel (Minn.).....	12
48 Augsburg.....	14
49 St. Olaf ■.....	35
47 Minn.-Morris *.....	10
27 Coe ■.....	14
14 Linfield.....	28

Nickname: Cobbers
Colors: Maroon & Gold
Stadium: Jake Christiansen
Capacity: 7,500; Year Built: 1966
AD: Larry Papenfuss
SID: Jim Cella

CONCORDIA-ST. PAUL
St. Paul, MN 55104II

Coach: Mark Mauer, Nebraska 1982
Record: 2 Years, 16-7-0

2005 RESULTS (9-3)

33 Augustana (S.D.) ■.....	30
10 Minn. Duluth.....	31
26 Wis.-River Falls.....	21
35 Minn. St. Mankato ■.....	21
55 Bemidji St. ■.....	48
19 Northern St.....	20
73 Minn.-Crookston ■.....	13
48 Minn. St. Moorhead.....	20
46 Wayne St. (Neb.) ■.....	20
21 Southwest Minn. St.....	17
35 Winona St. *.....	21
23 Mo. Western St. *.....	35

Nickname: Golden Bears
Colors: Navy Blue & Vegas Gold
Stadium: Griffin
Capacity: 6,000; Year Built: 1970
AD: Thomas Rubbelke
SID: Jen Foley

CONNECTICUT
Storrs, CT 06269IA

Coach: Randy Edsall, Syracuse 1980
Record: 7 Years, 37-43-0

2005 RESULTS (5-6)

38 Buffalo ■.....	0
59 Liberty ■.....	0
13 Georgia Tech.....	28
47 Army.....	13
26 Syracuse ■.....	7
17 Cincinnati.....	28
24 Rutgers ■.....	26
13 West Virginia.....	45
0 Pittsburgh.....	24
15 South Fla. ■.....	10
20 Louisville ■.....	30

Nickname: Huskies, UConn
Colors: National Flag Blue & White
Stadium: Rentschler Field
Capacity: 40,000; Year Built: 2003
AD: Jeffrey A. Hathaway
SID: Leigh Torbin

CORNELL
Ithaca, NY 14853.....IAA

Coach: Jim Knowles, Cornell 1987
Record: 2 Years, 10-10-0

2005 RESULTS (6-4)

24 Bucknell ■.....	7
17 Yale.....	37
20 Colgate.....	34
27 Harvard ■.....	13
57 Georgetown ■.....	7
24 Brown ■.....	38
17 Princeton.....	20
21 Dartmouth.....	10
45 Columbia ■.....	7
16 Penn.....	7

Nickname: Big Red
Colors: Carmelian Red & White
Stadium: Schoellkopf
Capacity: 25,597; Year Built: 1915
AD: J. Andrew Noel
SID: Jeremy Hartigan

CORNELL COLLEGE
Mt. Vernon, IA 52314-1098.....III

Coach: Ray Reasland, Buena Vista 1979
Record: 4 Years, 12-28-0

2005 RESULTS (2-8)

21 Aurora.....	14
0 Iowa Wesleyan ■.....	13
13 Buena Vista.....	33
14 Loras ■.....	27
6 Central (Iowa).....	41
25 Dubuque ■.....	21
7 Simpson.....	27
21 Coe.....	56
23 Luther.....	29
21 Wartburg ■.....	26

Nickname: Rams
Colors: Purple & White
Stadium: Ash Park Field
Capacity: 2,500; Year Built: 1922
AD: Tina Hill
SID: Darren Miller

CORTLAND ST.
Cortland, NY 13045.....III

Coach: Dan MacNeill, Cortland St. 1979
Record: 9 Years, 52-39-0

2005 RESULTS (7-3)

20 Brockport St.....	10
30 TCNJ.....	14
27 Kean.....	6
20 Buffalo St. ■.....	27
39 Montclair St. ■.....	14
16 Rowan ■.....	24
31 Wm. Paterson.....	0
26 Western Conn. St. ■.....	7
37 Ithaca.....	30
22 Hobart.....	23

Nickname: Red Dragons
Colors: Red & White
Stadium: Cortland Stadium Complex
Capacity: 6,500; Year Built: 2002
AD: Joan Sitterly
SID: Fran Elia

CURRY
Milton, MA 02186.....III

Coach: Steve Nelson, North Dakota St. 1974
Record: 8 Years, 64-22-0

2005 RESULTS (9-3)

23 Worcester St. ■.....	18
13 Fitchburg St.....	28
21 Maine Maritime.....	28
34 Mass.-Dartmouth ■.....	6

50 MIT ■	13
28 Salve Regina	0
41 Nichols	7
21 Endicott ■	16
42 Western New Eng. ■	27
31 Westfield St.	21
17 Fitchburg St. ■	14
22 Delaware Valley	37

Nickname: Colonels
 Colors: Purple & White
 Stadium: D. Forbes Will Field
 Capacity: 1,500; Year Built: 1965
 AD: Steve Nelson
 SID: Ken Golner

DARTMOUTH

Hanover, NH 03755I-AA

Coach: Buddy Teevens, Dartmouth 1979
 Record: 16 Years, 62-107-2

2005 RESULTS (2-8)

26 Colgate ■	21
20 New Hampshire	49
9 Penn ■	26
0 Yale	13
16 Holy Cross	28
17 Columbia ■	6
14 Harvard	42
10 Cornell ■	21
14 Brown	24
0 Princeton ■	30

Nickname: Big Green
 Colors: Dartmouth Green & White
 Stadium: Memorial Field
 Capacity: 20,416; Year Built: 1923
 AD: Jo Ann Harper
 SID: Kathy Slattery

DAVIDSON

Davidson, NC 28035I-AA

Coach: Tripp Merritt, Charlotte 1990
 Record: 1 Year, 4-6-0

2005 RESULTS (4-6)

0 VMI	33
32 Greensboro ■	7
9 Lenoir-Rhyne ■	16
48 Valparaiso	17
17 Drake ■	58
44 Austin Peay ■	6
13 Jacksonville	21
13 Morehead St.	31
15 Dayton ■	45
10 Georgetown	3

Nickname: Wildcats
 Colors: Red & Black
 Stadium: Smith Field at Richardson Stadium
 Capacity: 4,000; Year Built: 1924
 AD: James E. Murphy III
 SID: Rick Bender

DAYTON

Dayton, OH 45469I-AA

Coach: Mike Kelly, Manchester 1970
 Record: 25 Years, 231-47-1

2005 RESULTS (9-1)

38 Tiffin	0
41 Wittenberg ■	23
46 Austin Peay ■	0
42 Morehead St.	7
49 Jacksonville ■	17
25 Drake	17
24 San Diego ■	48
52 Valparaiso ■	7
45 Davidson	15
41 Butler	7

Nickname: Flyers
 Colors: Red & Blue
 Stadium: Welcome
 Capacity: 11,000; Year Built: 1949
 AD: Ted Kissell
 SID: Doug Hauschild

DePAUW

Greencastle, IN 46135III

Coach: Tim Rogers, Beloit 1988
 Record: 7 Years, 35-30-0

2005 RESULTS (7-2)

26 Wesley ■	31
38 Hope	12
33 Chicago ■	9
34 Sewanee	0
7 Rhodes ■	3
51 Millsaps ■	14
14 Centre ■	7
60 Rose-Hulman	21
14 Wabash ■	17

Nickname: Tigers
 Colors: Old Gold & Black
 Stadium: Blackstock
 Capacity: 4,000; Year Built: 1941
 AD: Page Cotton Jr.
 SID: Bill Wagner

DEFIANCE

Defiance, OH 43512III

Coach: Robert Taylor, Albion 1995
 Record: 3 Years, 11-19-0

2005 RESULTS (6-4)

0 Otterbein	14
0 Adrian ■	37
29 Bethany (W.V.) ■	26
14 Case Reserve	13
32 Anderson (Ind.)	7
28 Hanover	14
19 Mt. St. Joseph	40
38 Franklin ■	23
29 Manchester ■	32
41 Bluffton	14

Nickname: Yellow Jackets
 Colors: Purple & Gold
 Stadium: Justin F. Coressel
 Capacity: 4,176; Year Built: 1994
 AD: Dick Kaiser
 SID: Nate Jorgensen

DELAWARE

Newark, DE 19716I-AA

Coach: K.C. Keeler, Delaware 1981
 Record: 13 Years, 124-37-1

2005 RESULTS (6-5)

34 Lehigh ■	33
42 West Chester ■	21
35 Holy Cross ■	23
31 Towson	35
6 Hofstra ■	10
10 Richmond	20
34 James Madison ■	28
15 Maine	25
7 Massachusetts ■	35
22 William & Mary	21
38 Villanova	13

Nickname: Fightin' Blue Hens
 Colors: Blue & Gold
 Stadium: Delaware
 Capacity: 22,000; Year Built: 1952
 AD: Edgar N. Johnson
 SID: Scott Selheimer

DELAWARE ST.

Dover, DE 19901I-AA

Coach: Al Lavan, Colorado St. 1968
 Record: 2 Years, 11-11-0

2005 RESULTS (7-4)

21 Florida A&M	17
38 Millersville ■	6
7 James Madison	65

6 Coastal Caro.	24
8 Hampton	26
17 Bethune-Cookman ■	0
23 N.C. A&T	13
41 Morgan St. ■	14
3 South Carolina St.	24
38 Norfolk St. ■	17
23 Howard ■	7

Nickname: Hornets
 Colors: Red & Columbia Blue
 Stadium: Alumni Field
 Capacity: 5,000; Year Built: 1957
 AD: Chuck Bell
 SID: Dennis Jones

DELAWARE VALLEY

Doylestown, PA 18901-2699III

Coach: G.A. Mangus, Florida 1992
 Record: 4 Years, 35-12-0

2005 RESULTS (12-1)

31 Moravian	22
49 FDU-Florham	3
17 Wilkes ■	14
31 Lycoming	13
38 Lebanon Valley ■	7
35 Albright ■	34
48 Susquehanna	14
28 King's (Pa.) ■	19
58 Juniata	27
36 Widener ■	21
37 Curry ■	22
21 Hobart ■	14
21 Rowan ■	27

Nickname: Aggies
 Colors: Green & Gold
 Stadium: James Work
 Capacity: 4,000; Year Built: 1978
 AD: Frank Wolfgang
 SID: Matthew Levy

DELTA ST.

Cleveland, MS 38733II

Coach: Rick Rhoades, Central Mo. St. 1970
 Record: 10 Years, 66-45-1

2005 RESULTS (7-4)

44 Pittsburg St.	31
25 Texas St.	32
43 West Ala. ■	14
21 North Ala.	56
21 Henderson St.	17
23 Valdosta St. ■	24
34 Arkansas Tech ■	17
31 Central Ark.	41
27 Harding ■	7
35 Ouachita Baptist ■	34
56 Ark.-Monticello	13

Nickname: Statesmen
 Colors: Forest Green & White
 Stadium: Travis E. Parker Field
 Capacity: 8,000; Year Built: 1970
 AD: Bradley Teague
 SID: Matt Jones

DENISON

Granville, OH 43023III

Coach: Nick Fletcher, Johns Hopkins 1976
 Record: 11 Years, 47-62-0

2005 RESULTS (5-5)

21 Waynesburg ■	17
6 Case Reserve	20
49 Gettysburg ■	21
6 Wittenberg	31
53 Hiram ■	6
28 Ohio Wesleyan	34
38 Earlham ■	7
32 Oberlin ■	26
0 Wabash	52
42 Kenyon	45

Nickname: Big Red
 Colors: Red & White
 Stadium: Deeds Field-Piper Stadium
 Capacity: 5,000; Year Built: 1922
 AD: Larry Scheiderer
 SID: Craig Hicks

DICKINSON

Carlisle, PA 17013III

Coach: Darwin Breaux, West Chester 1977
 Record: 13 Years, 79-53-1

2005 RESULTS (4-6)

30 Juniata13
0 Hobart ■21
26 Merchant Marine29
14 Johns Hopkins ■35
2 Muhlenberg20
25 McDaniel ■22
19 Frank. & Marsh. ■16
27 Hampden-Sydney ■66
7 Gettysburg17
46 Ursinus ■27

Nickname: Red Devils
 Colors: Red & White
 Stadium: Biddle Field
 Capacity: 2,577; Year Built: 1909
 AD: Leslie J. Poolman
 SID: Charlie McGuire

DRAKE

Des Moines, IA 50311-4505I-AA

Coach: Rob Ash, Cornell College 1973
 Record: 26 Years, 167-97-5

2005 RESULTS (6-4)

17 UNI52
19 Illinois St.56
37 Wis.-Platteville14
54 Austin Peay ■0
58 Davidson17
17 Dayton ■25
26 San Diego31
56 Butler ■10
49 Valparaiso24
43 Waldorf ■0

Nickname: Bulldogs
 Colors: Blue & White
 Stadium: Drake
 Capacity: 18,000; Year Built: 1925
 AD: Dave Blank
 SID: Mike Mahon

DUBUQUE

Dubuque, IA 52001III

Coach: Vince Brautigam, Iowa Wesleyan 1988
 Record: 16 Years, 74-91-0

2005 RESULTS (2-8)

0 Wis.-Platteville26
49 Blackburn ■6
21 Luther ■48
7 Simpson40
15 Warburg ■29
21 Cornell College25
21 Coe40
28 Central (Iowa) ■45
24 Buena Vista27
20 Loras ■18

Nickname: Spartans
 Colors: Blue & White
 Stadium: Chalmers Field
 Capacity: 2,800; Year Built: 1942
 AD: Dan Runkle
 SID: Jason Hughes

DUKE

Durham, NC 27708-0555I-A

Coach: Ted Roof, Georgia Tech 1987
 Record: 2 Years, 3-19-0

2005 RESULTS (1-10)

21 East Caro.24
0 Virginia Tech ■45
40 VMI ■14
7 Virginia38
21 Navy ■28
7 Miami (Fla.)52
10 Georgia Tech ■35
24 Florida St. ■55
6 Wake Forest ■44
20 Clemson49
21 North Carolina24

Nickname: Blue Devils
 Colors: Royal Blue & White
 Stadium: Wallace Wade
 Capacity: 33,941; Year Built: 1929
 AD: Joe Alleva
 SID: Jon Jackson

DUQUESNE

Pittsburgh, PA 15282I-AA

Coach: Jerry Schmitt, Westminster (Pa.) 1982
 Record: 6 Years, 35-24-0

2005 RESULTS (7-3)

23 Robert Morris ■12
30 Fordham ■13
14 Penn41
13 Columbia23
7 Georgetown10
24 St. Peter's ■0
22 Marist14
31 Iona17
56 La Salle ■14
44 St. Francis (Pa.)17

Nickname: Dukes
 Colors: Red & Blue
 Stadium: Arthur J. Rooney Field
 Capacity: 4,500; Year Built: 1993
 AD: Greg Amodio
 SID: Dave Saba

EARLHAM

Richmond, IN 47374III

Coach: Gerry Keesling, Earlham 1982
 Record: 2 Years, 5-15-0

2005 RESULTS (1-9)

41 Rose-Hulman ■48
69 Manchester ■62
7 Anderson (Ind.)48
2 Wabash50
2 Hiram7
0 Wittenberg ■48
10 Oberlin13
7 Denison38
13 Kenyon ■16
0 Allegheny ■41

Nickname: Quakers
 Colors: Maroon & White
 Stadium: M.O. Ross Field
 Capacity: 1,500; Year Built: 1975
 AD: Frank Carr
 SID: Don Tincher

EAST CARO.

Greenville, NC 27858-4353I-A

Coach: Skip Holtz, Notre Dame 1986
 Record: 6 Years, 39-29-0

2005 RESULTS (5-6)

24 Duke ■21
34 Wake Forest44

15 West Virginia20
7 Southern Miss. ■33
41 Rice ■28
24 SMU17
24 Memphis27
20 UCF ■30
13 Tulsa45
34 Marshall29
31 UAB ■23

Nickname: Pirates
 Colors: Purple & Gold
 Stadium: Dowdy-Ficklen
 Capacity: 43,000; Year Built: 1963
 AD: Terry Holland
 SID: Jody Jones

EAST CENTRAL

Ada, OK 74820II

Coach: Tim McCarty, Fort Hays St. 1985
 Record: 7 Years, 32-39-0

2005 RESULTS (3-7)

21 Bacone ■7
6 West Tex. A&M37
0 Tex. A&M-Kingsville ■28
13 Eastern N.M.30
14 Northeastern St.16
28 Tex. A&M-Commerce ■35
27 Southwestern Okla.20
42 Central Okla. ■39
31 Midwestern St.42
17 Southeastern Okla. ■21

Nickname: Tigers
 Colors: Orange & Black
 Stadium: Norris Field
 Capacity: 5,000
 AD: Tim Green
 SID: Brian Johnson

EAST STROUDSBURG

East Stroudsburg, PA 18301II

Coach: Dennis Douds, Slippery Rock 1963
 Record: 32 Years, 199-130-3

2005 RESULTS (11-3)

72 Bentley17
23 Edinboro ■21
66 C.W. Post49
17 Millersville13
24 Bloomsburg ■31
56 Clarion0
42 Kutztown ■14
17 West Chester18
40 Cheyney3
57 Mansfield ■20
55 Southern Conn. St. ■33
52 Bloomsburg39
55 C.W. Post ■28
20 Grand Valley St.55

Nickname: Warriors
 Colors: Red & Black
 Stadium: Eiler-Martin
 Capacity: 6,000; Year Built: 1969
 AD: Thomas Gioglio
 SID: Chris Myers

EAST TEX. BAPTIST

Marshall, TX 75670-1498III

Coach: Ralph Harris, Sul Ross St.
 Record: 6 Years, 32-30-0

2005 RESULTS (6-4)

7 Southern Ark. ■51
23 Howard Payne ■20
16 Austin6
27 Sul Ross St.24
17 Texas Lutheran ■16

13	Hardin-Simmons.....	38
30	Louisiana Col. ■.....	34
7	Mary Hardin-Baylor.....	23
29	Mississippi Col. ■.....	28
36	McMurry.....	10

Nickname: Tigers
 Colors: Navy & Gold
 Stadium: Ornelas
 Capacity: 2,200; Year Built: 2000
 AD: Kent Reeves
 SID: David Weaver

EASTERN ILL.

Charleston, IL 61920-3099.....I-AA

Coach: Bob Spoo, Purdue 1960
 Record: 19 Years, 119-98-1

2005 RESULTS (9-3)

24	Indiana St.	13
10	Brigham Young.....	45
6	Illinois St. ■.....	27
43	Samford ■.....	14
48	Southeast Mo. St.	24
53	Eastern Ky. ■.....	22
35	Murray St.	28
26	Tenn.-Martin ■.....	7
27	Tennessee St.	3
31	Tennessee Tech ■.....	20
10	Jacksonville St.	6
6	Southern Ill. ■.....	21

Nickname: Panthers
 Colors: Blue & Gray
 Stadium: O'Brien
 Capacity: 10,000; Year Built: 1970
 AD: Richard A. McDuffie
 SID: Dave Kidwell

EASTERN KY.

Richmond, KY 40475-3101.....I-AA

Coach: Danny Hope, Eastern Ky. 1981
 Record: 3 Years, 20-14-0

2005 RESULTS (7-4)

16	Appalachian St. ■.....	24
21	Western Ky.	23
10	North Carolina St.	54
52	Tennessee Tech ■.....	3
31	Jacksonville St.	14
38	Samford ■.....	6
22	Eastern Ill.	53
33	Southeast Mo. St. ■.....	32
43	Murray St.	7
31	Tenn.-Martin ■.....	17
49	Tennessee St.	0

Nickname: Colonels
 Colors: Maroon & White
 Stadium: Roy Kidd
 Capacity: 20,000; Year Built: 1969
 AD: Mark S. Sandy
 SID: Karl Park

EASTERN MICH.

Ypsilanti, MI 48197.....I-A

Coach: Jeff Genyk, Bowling Green 1982
 Record: 2 Years, 8-14-0

2005 RESULTS (4-7)

26	Cincinnati.....	28
31	La-Lafayette ■.....	10
0	Michigan.....	55
23	Central Mich.	20
27	Kent St. ■.....	20
3	Toledo.....	30
8	Northern Ill.	24
23	Miami (Ohio) ■.....	24
36	Western Mich. *.....	44
25	Ball St. ■.....	26
38	Buffalo.....	14

Nickname: Eagles
 Colors: Green & White
 Stadium: Rynearson
 Capacity: 30,200; Year Built: 1969
 AD: Derrick L. Gragg/Robert England
 SID: Jim Streeter

EASTERN N.M.

Portales, NM 88130.....II

Coach: Mark Ribaudo, Arizona 1988
 Record: 1 Year, 5-6-0

2005 RESULTS (5-6)

0	Central Ark. *.....	51
12	Southeastern Okla. ■.....	28
28	Southwestern Okla.	0
30	East Central ■.....	13
33	Abilene Christian	30
38	Angelo St. ■.....	14
51	West Tex. A&M.....	52
27	Tarleton St. ■.....	34
14	Tex. A&M-Kingsville	26
27	Midwestern St. ■.....	62
47	Western N.M.	20

Nickname: Greyhounds
 Colors: Green & Silver
 Stadium: Greyhound
 Capacity: 6,100; Year Built: 1969
 AD: Michael Maguire
 SID: Robert McKinney

EASTERN WASH.

Cheney, WA 99004.....I-AA

Coach: Paul Wulff, Washington St. 1990
 Record: 6 Years, 41-28-0

2005 RESULTS (7-5)

24	San Jose St.	35
48	Western Ore. ■.....	7
30	Idaho St.	34
42	Portland St. ■.....	24
42	Northern Ariz.	14
34	Montana.....	20
23	Weber St. ■.....	28
45	Sacramento St.	17
35	Cal Poly.....	40
35	Montana St. ■.....	14
24	UC Davis ■.....	7
38	UNI.....	41

Nickname: Eagles
 Colors: Red & White
 Stadium: Woodward Field
 Capacity: 8,600; Year Built: 1967
 AD: Pamela Parks (Interim)
 SID: Dave Cook

EDINBORO

Edinboro, PA 16444-0001.....II

Coach: Lou Tepper, Rutgers 1967
 Record: 12 Years, 64-57-2

2005 RESULTS (8-2)

47	West Va. Tech ■.....	0
21	East Stroudsburg	23
42	Tiffin ■.....	7
16	Shippensburg ■.....	0
44	Clarion ■.....	0
26	California (Pa.).....	36
20	Indiana (Pa.).....	10
24	Slippery Rock ■.....	7
33	Kutztown ■.....	7
41	Lock Haven.....	3

Nickname: Fighting Scots
 Colors: Red & White
 Stadium: Sox Harrison
 Capacity: 5,000; Year Built: 1965
 AD: Bruce R. Baumgartner
 SID: Bob Shreve

ELIZABETH CITY ST.

Elizabeth City, NC 27909.....II

Coach: Waverly Tillar, Virginia Union 1975
 Record: 3 Years, 7-23-0

2005 RESULTS (2-8)

51	Livingstone ■.....	6
7	Bethune-Cookman	34
6	Fayetteville St.	39
23	Winston-Salem.....	24
0	St. Augustine's ■.....	7
6	Virginia St.	26
8	Bowie St. ■.....	13
7	Shaw.....	24
8	St. Paul's ■.....	6
6	Virginia Union	14

Nickname: Vikings
 Colors: Royal Blue & White
 Stadium: Roebuck
 Capacity: 5,000; Year Built: 1983
 AD: Edward McLean
 SID: April J. Emory

ELMHURST

Elmhurst, IL 60126-3296.....III

Coach: Tom Journell, Wittenberg 1987
 Record: 2 Years, 10-10-0

2005 RESULTS (6-4)

52	Benedictine (Ill.).....	6
55	Concordia (Ill.) ■.....	14
21	Chicago.....	17
20	Ill. Wesleyan ■.....	15
28	North Park.....	12
7	Wheaton (Ill.) ■.....	24
21	North Central (Ill.) ■.....	28
42	Augustana (Ill.).....	64
45	Millikin.....	35
20	Carthage ■.....	41

Nickname: Bluejays
 Colors: Blue & White
 Stadium: Langhorst
 Capacity: 2,500; Year Built: 1920
 AD: Paul Krohn
 SID: Kevin Juday

ELON

Elon, NC 27244-2010.....I-AA

Coach: Paul Hamilton, Appalachian St. 1981
 Record: 9 Years, 44-57-0

2005 RESULTS (3-8)

10	Coastal Caro. ■.....	17
48	Savannah St.	14
34	Presbyterian ■.....	19
12	N.C. A&T ■.....	9
7	Ga. Southern ■.....	49
9	Wofford.....	14
7	Chattanooga ■.....	10
6	Furman.....	45
26	Western Caro.	31
0	Citadel.....	21
14	Appalachian St. ■.....	52

Nickname: Phoenix
 Colors: Maroon & Gold
 Stadium: Rhodes
 Capacity: 11,250; Year Built: 2001
 AD: Alan J. White
 SID: Matt Eviston

EMORY & HENRY

Emory, VA 24327-0947.....III

Coach: Don Montgomery, Mount Union 1977
 Record: 1 Year, 1-9-0

2005 RESULTS (1-9)

7	Marietta.....	25
13	Ferrum ■.....	29

0 Wash. & Jeff. ■	50
21 Methodist	55
6 Hampden-Sydney ■	44
3 Randolph-Macon	27
17 Bridgewater (Va.) ■	31
24 Catholic	21
7 Wash. & Lee ■	45
6 Guilford	42

Nickname: Wasps
 Colors: Blue & Gold
 Stadium: Fullerton Field
 Capacity: 5,500; Year Built: 1926
 AD: J.P. Barfield
 SID: Nathan Graybeal

EMPORIA ST.

Emporia, KS 66801-5087||

Coach: David Wiemers, Washburn 1990
 Record: 5 Years, 32-24-0

2005 RESULTS (4-6)

52 Fort Hays St.	13
21 Winona St.	40
45 Southwest Baptist ■	28
17 Pittsburg St.	52
0 Northwest Mo. St. ■	14
41 Truman	12
14 Mo. Western St. ■	21
14 Washburn ■	42
14 Central Mo. St. ■	21
22 Mo. Southern St.	21

Nickname: Hornets
 Colors: Old Gold & Black
 Stadium: Welch
 Capacity: 7,000; Year Built: 1937
 AD: Kent Weiser
 SID: Donald Weast

ENDICOTT

Beverly, MA 01915|||

Coach: J.B. Wells, Trinity (Conn.) 1991
 Record: 3 Years, 17-12-0

2005 RESULTS (7-3)

20 Hartwick ■	27
7 Rensselaer	34
46 Framingham St. ■	0
24 Western New Eng.	14
16 Mass.-Dartmouth	14
21 Fitchburg St. ■	7
35 Salve Regina ■	0
16 Curry	21
29 Nichols	0
38 MIT ■	19

Nickname: Gulls
 Colors: Blue, Kelly Green & White
 Stadium: Endicott
 Capacity: 2,200; Year Built: 2003
 AD: Larry R. Hiser
 SID: Jennifer Lucey

EUREKA

Eureka, IL 61530-1500|||

Coach: Dan Sullivan, Loras 1997
 Record: 1 Year, 1-8-0

2005 RESULTS (1-8)

10 Rockford	35
6 North Park ■	34
32 Concordia (Ill.) ■	13
0 Lakeland	64
0 Greenville	49
13 Benedictine (Ill.) ■	22
7 Aurora ■	27
12 MacMurray	54
7 Chicago	55

Nickname: Red Devils
 Colors: Maroon & Gold
 Stadium: McKinzie
 Capacity: 2,000; Year Built: 1913
 AD: Sandy Schuster
 SID: Shelly Lindsey

FDU-FLORHAM

Madison, NJ 07940|||

Coach: Rich Mosca, West Liberty St. 1972
 Record: 4 Years, 11-29-0

2005 RESULTS (4-6)

3 Delaware Valley ■	49
20 TCNJ	42
21 Wilkes	37
49 Lycoming ■	14
15 Lebanon Valley	43
17 Moravian ■	41
17 Albright	14
21 Susquehanna ■	16
21 King's (Pa.)	49
51 Juniata ■	41

Nickname: Devils
 Colors: Cardinal & Navy
 Stadium: Robert T. Shields
 Capacity: 4,000; Year Built: 1973
 AD: William T. Klika
 SID: W. Scott Giglio

FAIRMONT ST.

Fairmont, WV 26554||

Coach: Rusty Elliott, Fairmont St. 1979
 Record: 4 Years, 16-24-0

2005 RESULTS (4-6)

6 California (Pa.)	42
0 Bloomsburg ■	33
34 Concord ■	7
52 West Virginia St.	0
11 Shepherd ■	14
3 Glenville St. ■	24
15 West Liberty St.	27
5 Charleston (W.V.) ■	30
55 West Va. Wesleyan *	14
34 West Va. Tech	3

Nickname: Falcons
 Colors: Maroon, White & Fairmont Gold
 Stadium: Duvall-Rosier Field
 Capacity: 5,000; Year Built: 1929
 AD: David Scott Gines
 SID: Jim Brinkman

FAYETTEVILLE ST.

Fayetteville, NC 28301-4298||

Coach: Kenny Phillips, East Caro. 1987
 Record: 6 Years, 41-25-0

2005 RESULTS (6-4)

53 Virginia Union ■	26
6 Presbyterian	35
39 Elizabeth City St. ■	6
23 St. Paul's	13
14 Virginia St. ■	22
24 Winston-Salem ■	26
12 N.C. Central	17
34 Johnson C. Smith ■	23
45 St. Augustine's	28
52 Livingstone	22

Nickname: Broncos
 Colors: Royal Blue & Lily White
 Stadium: Jeralds Ath. Complex
 Capacity: 6,200; Year Built: 1940
 AD: Major Boyd
 SID: Marion Crowe Jr.

FERRIS ST.

Big Rapids, MI 49307-2295||

Coach: Jeff Pierce, Ferris St. 1979
 Record: 11 Years, 69-52-0

2005 RESULTS (3-8)

10 Grand Valley St.	30
21 Ashland ■	24

14 Hillsdale	34
3 Indianapolis ■	7
33 Mercyhurst ■	27
34 Findlay	31
7 North Dakota	44
62 Northern Mich. ■	42
19 Michigan Tech	35
23 Northwood ■	42
32 Saginaw Valley	39

Nickname: Bulldogs
 Colors: Crimson & Gold
 Stadium: Top Taggart Field
 Capacity: 6,200; Year Built: 1957
 AD: Tom Kirinovic
 SID: Joe Gorby

FERRUM

Ferrum, VA 24088|||

Coach: Dave Davis, Elon 1971
 Record: 12 Years, 64-53-0

2005 RESULTS (9-2)

41 Guilford ■	7
29 Emory & Henry	13
43 Chowan	26
34 Shenandoah	13
55 Averett ■	40
56 Maryville (Tenn.)	34
42 Methodist ■	37
55 Greensboro ■	0
63 N.C. Wesleyan	28
7 Chris. Newport ■	44
14 Wesley	59

Nickname: Panthers
 Colors: Black & Gold
 Stadium: Adams
 Capacity: 5,500; Year Built: 1970
 AD: Abe Naff
 SID: Gary Holden

FINDLAY

Findlay, OH 45840||

Coach: Dan Simrell, Toledo 1966
 Record: 14 Years, 78-74-2

2005 RESULTS (3-8)

31 Tiffin ■	10
17 Hillsdale ■	14
40 Northern Mich. ■	37
3 Saginaw Valley	42
17 Northwood	34
31 Ferris St. ■	34
0 Indianapolis ■	28
17 Wayne St. (Mich.)	34
45 Gannon	50
14 Ashland ■	21
21 Mercyhurst	35

Nickname: Oilers
 Colors: Orange & Black
 Stadium: Donnell
 Capacity: 7,500; Year Built: 1928
 AD: Steven Rackley
 SID: David Buck

FITCHBURG ST.

Fitchburg, MA 01420-2697|||

Coach: Patrick Haverly, Worcester St. 1991
 Record: 4 Years, 26-15-0

2005 RESULTS (8-3)

28 Curry ■	13
35 Western New Eng. ■	20
6 Westfield St.	0
28 Bridgewater St. ■	21
7 Endicott	21
21 Maine Maritime ■	0
39 Mass. Maritime	19
58 Framingham St.	0

20 Worcester St. ■	17
14 Curry	17
17 Bridgewater St. ■	34

Nickname: Falcons
 Colors: Green, Gold & White
 Stadium: Robert Elliot
 Capacity: 1,000; Year Built: 1984
 AD: Sue E. Lauder
 SID: Rusty Eggen

FLORIDA

Gainesville, FL 32611.....IA

Coach: Urban Meyer, Cincinnati 1986
 Record: 5 Years, 48-11-0

2005 RESULTS (9-3)

32 Wyoming ■	14
41 Louisiana Tech ■	3
16 Tennessee ■	7
49 Kentucky	28
3 Alabama	31
35 Mississippi St. ■	9
17 LSU	21
14 Georgia *	10
49 Vanderbilt ■	42
22 South Carolina	30
34 Florida St. ■	7
31 Iowa *	24

Nickname: Gators
 Colors: Orange & Blue
 Stadium: Florida Field
 Capacity: 88,548; Year Built: 1929
 AD: Jeremy N. Foley
 SID: Steve McClain

FLORIDA A&M

Tallahassee, FL 32307.....IAA

Coach: Rubin Carter, Miami (Fla.) 1975
 Record: 1 Year, 6-5-0

2005 RESULTS (6-5)

17 Delaware St. ■	21
3 South Fla.	37
33 Howard ■	20
12 Tennessee St. *	7
6 Florida Int'l	23
3 South Carolina St.	49
31 Norfolk St. ■	17
27 Morgan St.	16
24 N.C. A&T ■	14
14 Hampton	34
26 Bethune-Cookman *	23

Nickname: Rattlers
 Colors: Orange & Green
 Stadium: Bragg Memorial
 Capacity: 25,500; Year Built: 1957
 AD: Nelson E. Townsend
 SID: Alvin Hollins

FLA. ATLANTIC

Boca Raton, FL 33431-0991.....IA

Coach: Howard Schnellenberger, Kentucky 1956
 Record: 21 Years, 128-107-3

2005 RESULTS (2-9)

19 Kansas	30
3 Oklahoma St. ■	23
7 Minnesota	46
21 La.-Monroe ■	28
10 Louisville	61
28 La.-Lafayette	10
14 Middle Tenn. ■	35
0 Arkansas St.	3
14 Troy	28
26 North Texas ■	23
6 Florida Int'l	52

Nickname: Owls
 Colors: Blue & Red

Stadium: Lockhart
 Capacity: 20,540; Year Built: 1998
 AD: Craig W. Angelos
 SID: Katrina McCormack

FLORIDA INT'L

Miami, FL 33199.....IA

Coach: Don Strock, Virginia Tech 1973
 Record: 4 Years, 15-29-0

2005 RESULTS (5-6)

21 Kansas St.	35
3 Texas Tech	56
24 Arkansas St.	66
23 Florida A&M ■	6
10 North Texas ■	13
13 Troy	18
35 Middle Tenn. ■	31
31 La.-Monroe	29
7 La.-Lafayette	28
38 Western Ky. ■	35
52 Fla. Atlantic ■	6

Nickname: Golden Panthers
 Colors: Blue & Gold
 Stadium: FIU
 Capacity: 17,000; Year Built: 1995
 AD: Rick Mello
 SID: Rich Kelch

FLORIDA ST.

Tallahassee, FL 32306.....IA

Coach: Bobby Bowden, Samford 1953
 Record: 40 Years, 359-107-4

2005 RESULTS (8-5)

10 Miami (Fla.) ■	7
62 Citadel ■	10
28 Boston College	17
38 Syracuse ■	14
41 Wake Forest ■	24
21 Virginia	26
55 Duke	24
35 Maryland ■	27
15 North Carolina St. ■	20
14 Clemson	35
7 Florida	34
27 Virginia Tech *	22
23 Penn St. *	26

Nickname: Seminoles
 Colors: Garnet & Gold
 Stadium: Bobby Bowden Field at Doak S. Campbell
 Stadium
 Capacity: 82,300; Year Built: 1950
 AD: David R. Hart Jr.
 SID: Rob Wilson

FORDHAM

Bronx, NY 10458-5155.....IAA

Coach: Ed Foley, Bucknell 1989
 Record: 2 Years, 7-15-0

2005 RESULTS (2-9)

20 Rhode Island	34
13 Duquesne	30
17 Columbia ■	23
10 Lafayette	27
14 Brown	37
0 Colgate	23
21 Georgetown	24
24 Holy Cross ■	20
28 Bucknell ■	21
3 Lehigh ■	40
0 Albany (N.Y.) ■	41

Nickname: Rams
 Colors: Maroon & White
 Stadium: Jack Coffey Field
 Capacity: 7,000; Year Built: 1930
 AD: Francis X. McLaughlin
 SID: Joe DiBari

FORT HAYS ST.

Hays, KS 67601.....II

Coach: Kevin Verdugo, Colorado St.
 Record: 1 Year, 2-8-0

2005 RESULTS (2-8)

13 Emporia St. ■	52
7 Pittsburg St.	58
21 N.M. Highlands	14
6 Chadron St.	45
18 Adams St. ■	15
10 Colorado Mines ■	46
20 Fort Lewis	51
8 Mesa St.	22
20 Neb.-Kearney ■	54
14 Western St. ■	26

Nickname: Tigers
 Colors: Black & Gold
 Stadium: Lewis Field
 Capacity: 6,362; Year Built: 1936
 AD: Curtis Hammeke
 SID: Ryan Prickett

FORT LEWIS

Durango, CO 81301-3999.....II

Coach: Ed Rifilato, Idaho 1998
 Record: 4 Years, 20-22-0

2005 RESULTS (6-4)

0 Montana	55
31 Mesa St. ■	12
23 Adams St.	27
28 Western St.	17
42 Chadron St. ■	35
51 Fort Hays St. ■	20
41 Colorado Mines	42
28 Neb.-Kearney	22
14 Northern Colo.	45
38 N.M. Highlands ■	31

Nickname: Skyhawks
 Colors: Navy Blue, Light Blue & Gold
 Stadium: Ray Dennison Memorial
 Capacity: 4,000; Year Built: 1958
 AD: David L. Preszler
 SID: Sarah Meier

FORT VALLEY ST.

Fort Valley, GA 31030.....II

Coach: John Morgan, Bowie St. 1993
 Record: 3 Years, 21-11-0

2005 RESULTS (7-3)

10 Valdosta St. *	32
24 Morehouse	17
31 Lane ■	23
20 Clark Atlanta *	0
35 Benedict	24
20 Miles ■	17
22 Kentucky St.	12
14 Tuskegee	27
24 Stillman ■	14
23 Albany St. (Ga.) *	41

Nickname: Wildcats
 Colors: Royal Blue & Old Gold
 Stadium: Wildcat
 Capacity: 7,500; Year Built: 1957
 AD: Gwendolyn Reeves
 SID: Russell Boone Jr.

FRAMINGHAM ST.

Framingham, MA 01701-9101.....III

Coach: Mark Sullivan, Massachusetts 1985
 Record: 4 Years, 3-33-0

2005 RESULTS (2-7)

14 MIT ■	7
0 Endicott	46
0 Bridgewater St.	57

27	Mass. Maritime ■	20
0	Worcester St. ■	37
8	Western New Eng.	45
2	Westfield St. ■	10
0	Fitchburg St. ■	58
6	Maine Maritime	35

Nickname: Rams
 Colors: Black & Gold
 Stadium: Maple Street Field
 Capacity: 1,500; Year Built: 1900
 AD: Thomas M. Kelley
 SID: Kathy Lynch

FRANKLIN

Franklin, IN 46131III

Coach: Mike Leonard, Hanover 1984
 Record: 3 Years, 12-18-0

2005 RESULTS (5-5)

14	Ohio Wesleyan	30
41	Oliver	23
24	Millikin ■	31
50	Tri-State ■	6
23	Anderson (Ind.) ■	24
20	Mt. St. Joseph	41
41	Manchester ■	24
23	Defiance	38
24	Bluffton ■	21
45	Hanover	15

Nickname: Grizzlies
 Colors: Navy & Old Gold
 Stadium: Faught
 Capacity: 2,000; Year Built: 1999
 AD: Kerry N. Prather
 SID: Kevin Elixman

FRANK. & MARSH.

Lancaster, PA 17604-3003III

Coach: Shawn Halloran, Boston College 1986
 Record: 3 Years, 17-15-0

2005 RESULTS (5-6)

21	Bethany (W.V.)	34
0	Hobart	34
6	Carnegie Mellon ■	0
15	Muhlenberg ■	9
7	Johns Hopkins	19
10	Union (N.Y.) ■	14
16	Dickinson	19
17	McDaniel	14
19	Ursinus	17
13	Gettysburg ■	7
23	Salisbury	27

Nickname: Diplomats
 Colors: Blue & White
 Stadium: Sponaugle-Williamson
 Capacity: 4,000; Year Built: 1920
 AD: Timothy D. Downes
 SID: Edward Haas

FRESNO ST.

Fresno, CA 93740-0048I-A

Coach: Pat Hill, UC Riverside 1973
 Record: 9 Years, 72-43-0

2005 RESULTS (8-5)

55	Weber St. ■	17
34	Oregon	37
44	Toledo ■	14
37	New Mexico St.	7
53	Utah St. ■	21
40	Idaho	10
27	Hawaii	13
45	San Jose St. ■	7
27	Boise St. ■	7
42	Southern California	50
35	Nevada	38
28	Louisiana Tech ■	40
24	Tulsa *	31

Nickname: Bulldogs
 Colors: Bulldog Red & Blue
 Stadium: Bulldog
 Capacity: 41,031; Year Built: 1980
 AD: Thomas C. Boeh
 SID: Steve Weakland

FROSTBURG ST.

Frostburg, MD 21532-1099III

Coach: Rubin Stevenson, Salisbury 1984
 Record: 6 Years, 27-33-0

2005 RESULTS (6-5)

3	Apprentice	21
17	Montclair St. ■	14
14	Brockport St.	19
27	Buffalo St. ■	26
10	Wesley	35
23	Thomas More	6
45	Seton Hill ■	9
16	Westminster (Pa.)	13
17	Waynesburg ■	10
24	Salisbury *	30
7	Moravian ■	14

Nickname: Bobcats
 Colors: Red, White & Black
 Stadium: Bobcat
 Capacity: 4,000; Year Built: 1974
 AD: Ralph Brewer
 SID: Chris Starke

FURMAN

Greenville, SC 29613I-AA

Coach: Bobby Lamb, Furman 1987
 Record: 4 Years, 35-15-0

2005 RESULTS (11-3)

37	Jacksonville St.	35
21	Western Caro.	41
45	Samford ■	23
44	Hofstra ■	41
48	Gardner-Webb ■	31
34	Appalachian St. ■	31
39	Citadel	31
45	Elon ■	6
24	Ga. Southern	27
34	Wofford	21
56	Chattanooga	35
14	Nicholls St. ■	12
24	Richmond	20
23	Appalachian St.	29

Nickname: Paladins
 Colors: Purple & White
 Stadium: Paladin
 Capacity: 16,000; Year Built: 1981
 AD: Gary Clark
 SID: Hunter Reid

GANNON

Erie, PA 16541-0001II

Coach: Bill Elias, Massachusetts 1977
 Record: 7 Years, 31-40-0

2005 RESULTS (3-8)

35	Mercyhurst ■	26
10	Grand Valley St.	61
0	Ashland	27
9	Hillsdale ■	43
26	Northern Mich. ■	23
17	Michigan Tech	45
7	Northwood ■	24
20	Indianapolis	27
50	Findlay ■	45
7	Wayne St. (Mich.)	14
23	Tiffin	30

Nickname: Golden Knights
 Colors: Maroon & Gold

Stadium: Gannon University Field
 Capacity: 2,500; Year Built: 2001
 AD: Bill Elias
 SID: Dan Teliski

GARDNER-WEBB

Boiling Springs, NC 28017I-AA

Coach: Steve Patton, Furman 1977
 Record: 12 Years, 81-49-0

2005 RESULTS (5-6)

65	Union (Ky.) ■	12
54	Belhaven ■	7
28	Tenn.-Martin ■	31
31	Furman	48
21	Hampton ■	52
31	Coastal Caro.	34
55	VMI	52
21	Liberty ■	16
7	Charleston So. ■	38
31	Savannah St.	21
42	Wofford ■	56

Nickname: Runnin' Bulldogs
 Colors: Scarlet, White & Black
 Stadium: Spangler
 Capacity: 7,200; Year Built: 1969
 AD: Chuck Burch
 SID: Marc Rabb

GEORGETOWN

Washington, DC 20057-1121I-AA

Coach: Bob Benson, Vermont 1986
 Record: 13 Years, 72-64-0

2005 RESULTS (4-7)

19	Bucknell	16
6	Holy Cross	48
3	Brown ■	34
10	Stony Brook	7
7	Lafayette ■	12
10	Duquesne ■	7
7	Cornell	57
24	Fordham ■	21
14	Lehigh	46
3	Davidson ■	10
7	Colgate ■	34

Nickname: Hoyas
 Colors: Blue & Gray
 Stadium: Multi-Sport Field
 Capacity: 2,500; Year Built: 2005
 AD: Bernard Muir
 SID: Kevin Rieder

GEORGIA

Athens, GA 30602-1661I-A

Coach: Mark Richt, Miami (Fla.) 1982
 Record: 5 Years, 52-13-0

2005 RESULTS (10-3)

48	Boise St. ■	13
17	South Carolina ■	15
44	La.-Monroe ■	7
23	Mississippi St.	10
27	Tennessee	14
34	Vanderbilt	17
23	Arkansas ■	20
10	Florida *	14
30	Auburn ■	31
45	Kentucky ■	13
14	Georgia Tech	7
34	LSU	14
35	West Virginia *	38

Nickname: Bulldogs
 Colors: Red & Black
 Stadium: Sanford
 Capacity: 92,746; Year Built: 1929
 AD: Damon Evans
 SID: Claude Felton

GA. SOUTHERN

Statesboro, GA 30460-8086IAA

Coach: Mike Sewak, Virginia 1981
Record: 4 Years, 35-14-0

2005 RESULTS (8-4)

41 Northeastern.....	38
20 McNeese St. ■.....	23
17 Wofford.....	21
48 Chattanooga ■.....	10
49 Elon.....	7
45 Western Caro. ■.....	7
7 Appalachian St.	24
49 Citadel ■.....	14
55 South Dakota St.	42
27 Furman ■.....	24
63 Morehead St. ■.....	17
35 Texas St.	50

Nickname: Eagles
Colors: Blue & White
Stadium: Allen E. Paulson
Capacity: 18,000; Year Built: 1984
AD: Samuel Q. Baker
SID: Patrick Osterman

GEORGIA TECH

Atlanta, GA 30332-0455IAA

Coach: Chan Gailey, Florida 1974
Record: 7 Years, 52-33-0

2005 RESULTS (7-5)

23 Auburn.....	14
27 North Carolina ■.....	21
28 Connecticut ■.....	13
7 Virginia Tech.....	51
14 North Carolina St. ■.....	17
35 Duke.....	10
10 Clemson ■.....	9
30 Wake Forest ■.....	17
17 Virginia.....	27
7 Georgia ■.....	14
14 Miami (Fla.).....	10
10 Utah *.....	38

Nickname: Yellow Jackets
Colors: Old Gold & White
Stadium: Bobby Dodd Stadium/Grant Field
Capacity: 55,000; Year Built: 1913
AD: David T. Braine
SID: Allison George

GETTYSBURG

Gettysburg, PA 17325-1668III

Coach: Barry H. Streeter, Lebanon Valley 1971
Record: 27 Years, 136-132-5

2005 RESULTS (4-6)

34 Lebanon Valley ■.....	27
40 Hampden-Sydney.....	56
20 Rochester ■.....	41
21 Denison.....	49
20 McDaniel ■.....	17
0 Johns Hopkins.....	14
13 Ursinus.....	16
10 Muhlenberg ■.....	3
17 Dickinson ■.....	7
7 Frank. & Marsh.	13

Nickname: Bullets
Colors: Orange & Blue
Stadium: Shirk Field at Musselman
Capacity: 6,176; Year Built: 1965
AD: David Wright
SID: Matt Daskivich

GLENVILLE ST.

Glenville, WV 26351II

Coach: Alan Fiddler, Glenville St. 1987
Record: 2 Years, 14-8-0

2005 RESULTS (9-2)

33 Johnson C. Smith.....	9
20 Millersville.....	21

19 Charleston (W.V.).....	14
13 Shepherd ■.....	34
82 West Va. Tech.....	7
24 Fairmont St.	3
50 Central St. (Ohio).....	20
45 West Liberty St. ■.....	20
59 Concord ■.....	15
49 West Virginia St.	20
38 West Va. Wesleyan ■.....	10

Nickname: Pioneers
Colors: Royal Blue & White
Stadium: Morris
Capacity: 5,000; Year Built: 1977
AD: Steven Harold
SID: Dwaine Osborne

GRAMBLING

Grambling, LA 71245IAA

Coach: Melvin Spears, Alcorn St. 1983
Record: 2 Years, 17-6-0

2005 RESULTS (11-1)

44 Alabama A&M ■.....	0
7 Washington St. *.....	48
50 Prairie View *.....	7
37 Mississippi Val. ■.....	22
26 Ark.-Pine Bluff.....	23
52 Jackson St.	21
58 Texas Southern ■.....	21
32 Alabama St.	27
82 Concordia-Selma ■.....	7
50 Southern U. *.....	35
46 Alcorn St.	19
45 Alabama A&M *.....	6

Nickname: Tigers
Colors: Black & Gold
Stadium: Robinson
Capacity: 19,600; Year Built: 1983
AD: Willie E. Jeffries
SID: Peter G. Forest

GRAND VALLEY ST.

Allendale, MI 49401II

Coach: Chuck Martin, Millikin 1990
Record: 2 Years, 23-3-0

2005 RESULTS (13-0)

30 Ferris St. ■.....	10
61 Gannon ■.....	10
29 Indianapolis.....	13
14 Ashland.....	10
36 Wayne St. (Mich.) ■.....	22
38 Hillsdale.....	10
31 Saginaw Valley ■.....	10
30 Northwood.....	14
48 Northern Mich. ■.....	3
17 North Dakota ■.....	3
24 Saginaw Valley ■.....	17
55 East Stroudsburg ■.....	20
21 Northwest Mo. St. *.....	17

Nickname: Lakers
Colors: Blue, Black & White
Stadium: Arend D. Lubbers
Capacity: 9,044; Year Built: 1979
AD: Tim W. Selgo
SID: Tim Nott

GREENSBORO

Greensboro, NC 27401-1875III

Coach: Neal Mitchell, Washington-St. Louis 1992
Record: 4 Years, 10-30-0

2005 RESULTS (1-9)

7 Davidson.....	32
27 Maryville (Tenn.).....	35
7 Southern Va.....	35
35 Guilford ■.....	36
15 Chris. Newport ■.....	28
34 Shenandoah.....	27

20 Averett ■.....	21
0 Ferrum.....	55
21 Methodist ■.....	45
21 N.C. Wesleyan ■.....	28

Nickname: The Pride
Colors: Green, White & Silver
Stadium: Jamieson
Capacity: 10,000
AD: Kim A. Strable
SID: Bob Lowe

GREENVILLE

Greenville, IL 62246III

Coach: Eric Hehman, Taylor (Ind.) 1994
Record: 1 Year, 4-6-0

2005 RESULTS (4-6)

17 Trinity Int'l.....	26
7 Wheaton (Ill.).....	58
6 Aurora.....	20
34 Benedictine (Ill.) ■.....	33
49 Eureka ■.....	0
23 MacMurray.....	6
14 Concordia (Wis.) ■.....	19
42 Concordia (Ill.).....	20
13 Lakeland ■.....	20
24 Washington-St. Louis ■.....	42

Nickname: Panthers
Colors: Orange & Black
Stadium: Francis Field
Capacity: 2,000; Year Built: 1987
AD: Doug Faulkner
SID: B.J. Schneck

GRINNELL

Grinnell, IA 50112III

Coach: Greg Wallace, Missouri Valley 1970
Record: 18 Years, 65-104-1

2005 RESULTS (1-9)

18 Ripon.....	20
7 Lake Forest ■.....	20
31 Macalester.....	23
21 Illinois Col. ■.....	47
14 Monmouth (Ill.) ■.....	69
31 Knox.....	57
19 Lawrence.....	27
14 St. Norbert.....	63
20 Carroll (Wis.) ■.....	42
7 Beloit ■.....	55

Nickname: Pioneers
Colors: Scarlet & Black
Stadium: Rosenbloom
Capacity: 1,750; Year Built: 1911
AD: Dee Fairchild
SID: Jordan Gizzarelli

GROVE CITY

Grove City, PA 16127-2104III

Coach: Chris Smith, Grove City 1972
Record: 22 Years, 85-123-2

2005 RESULTS (3-7)

21 Manchester.....	24
16 Carnegie Mellon ■.....	20
7 Thomas More.....	15
16 Muhlenberg ■.....	6
21 Bethany (W.V.) ■.....	12
0 Thiel.....	30
14 Wash. & Jeff. ■.....	37
7 Waynesburg ■.....	6
7 Alfred.....	27
13 Westminster (Pa.).....	14

Nickname: Wolverines
Colors: Crimson & White
Stadium: Robert E. Thorn Field
Capacity: 3,500; Year Built: 1981
AD: Donald L. Lyle
SID: R.A. Briggs

GUILFORD

Greensboro, NC 27410-4173.....III

Coach: Kevin Kiesel, Gettysburg 1981
Record: 13 Years, 69-63-1

2005 RESULTS (5-5)

7 Ferrum.....	41
25 Methodist ■.....	42
21 Averett ■.....	28
45 Hampden-Sydney ■.....	47
36 Greensboro.....	35
46 Bridgewater (Va.).....	62
28 Wash. & Lee ■.....	26
37 Randolph-Macon ■.....	29
49 Catholic.....	42
42 Emory & Henry ■.....	6

Nickname: Quakers
Colors: Crimson & Gray
Stadium: Armfield Athletic
Capacity: 3,500; Year Built: 1960
AD: Marion Kirby
SID: Dave Walters

GUST. ADOLPHUS

Saint Peter, MN 56082-1498.....III

Coach: Jay Schoenebeck, Gust. Adolphus 1980
Record: 12 Years, 57-63-0

2005 RESULTS (3-7)

3 Valley City St.....	10
16 Wheaton (Ill.) ■.....	23
3 Hamline.....	7
14 St. John's (Minn.) ■.....	41
0 Concordia-M'head.....	30
42 Augsburg ■.....	27
17 St. Olaf.....	34
14 St. Thomas (Minn.).....	35
31 Carleton ■.....	12
24 Bethel (Minn.) ■.....	22

Nickname: Golden Gusties
Colors: Black & Gold
Stadium: Hollingsworth Field
Capacity: 4,000; Year Built: 1929
AD: Alan Molde
SID: Tim Kennedy

HAMILTON

Clinton, NY 13323.....III

Coach: Peter Alvanos, Drexel 1988
Record: 8 Years, 10-56-0

2005 RESULTS (1-7)

3 Amherst ■.....	28
24 Wesleyan (Conn.) ■.....	19
0 Trinity (Conn.).....	58
7 Bowdoin.....	21
20 Colby ■.....	34
14 Williams.....	56
8 Middlebury.....	45
20 Bates ■.....	34

Nickname: Continentals
Colors: Buff & Blue
Stadium: Steuben Field
Capacity: 2,500
AD: David Thompson
SID: Jim Taylor

HAMLIN

St. Paul, MN 55104.....III

Coach: Paul Miller, Minn.-Morris 1973
Record: 6 Years, 23-37-0

2005 RESULTS (3-7)

24 Minn.-Morris.....	8
7 Gust. Adolphus ■.....	3
0 Bethel (Minn.).....	27
0 St. John's (Minn.).....	44
7 Concordia-M'head ■.....	24
13 Augsburg.....	19
14 St. Olaf ■.....	49

54 Macalester.....	0
13 St. Thomas (Minn.) ■.....	35
19 Carleton.....	20

Nickname: Pipers
Colors: Burgundy & Gray
Stadium: Klas Center
Capacity: 2,000; Year Built: 2004
AD: Dan O'Brien
SID: Troy Mallat

HAMPDEN-SYDNEY

Hampden-Sydney, VA 23943.....III

Coach: Marty Favret, Catholic 1984
Record: 6 Years, 42-18-0

2005 RESULTS (8-2)

52 Sewanee ■.....	7
56 Gettysburg ■.....	40
47 Guilford.....	45
24 Bridgewater (Va.) ■.....	31
44 Emory & Henry.....	6
34 Wash. & Lee ■.....	38
28 Catholic.....	21
66 Dickinson.....	27
49 Johns Hopkins ■.....	20
50 Randolph-Macon.....	17

Nickname: Tigers
Colors: Garnet & Gray
Stadium: Hundley
Capacity: 2,400; Year Built: 1964
AD: Joseph E. Bush
SID: Donnie Turlington

HAMPTON

Hampton, VA 23668.....I-AA

Coach: Joe Taylor, Western Ill. 1972
Record: 23 Years, 183-71-4

2005 RESULTS (11-1)

20 Jackson St. *.....	7
22 Howard.....	12
31 N.C. A&T.....	14
44 Morgan St. *.....	14
26 Delaware St. ■.....	8
52 Gardner-Webb.....	21
55 Norfolk St.....	14
14 South Carolina St. ■.....	10
24 Bethune-Cookman.....	10
34 Florida A&M ■.....	14
44 Savannah St. ■.....	6
10 Richmond ■.....	38

Nickname: Pirates
Colors: Royal Blue & White
Stadium: Armstrong Field
Capacity: 17,000; Year Built: 1928
AD: Joseph Taylor
SID: Jamar Ross

HANOVER

Hanover, IN 47243-0108.....III

Coach: Wayne Perry, DePauw 1972
Record: 24 Years, 168-75-2

2005 RESULTS (4-6)

12 Thomas More *.....	7
20 Wash. & Jeff.....	56
42 Bridgewater (Va.) *.....	56
17 Waynesburg.....	34
41 Mt. St. Joseph.....	35
48 Manchester ■.....	7
14 Defiance.....	28
19 Bluffton ■.....	33
35 Anderson (Ind.).....	28
15 Franklin ■.....	45

Nickname: Panthers
Colors: Red & Blue
Stadium: L.S. Ayres Field
Capacity: 4,000; Year Built: 1973
AD: Lynn Hall
SID: Carter Cloud

HARDIN-SIMMONS

Abilene, TX 79698.....III

Coach: Jimmie Keeling, Howard Payne 1958
Record: 16 Years, 135-39-0

2005 RESULTS (8-2)

38 Wis.-Stevens Point.....	12
51 Louisiana Col. ■.....	13
14 Mississippi Col.....	0
45 Howard Payne ■.....	20
42 Sul Ross St.....	27
38 East Tex. Baptist ■.....	13
7 Mary Hardin-Baylor ■.....	38
36 McMurry.....	25
31 Austin ■.....	7
27 Texas Lutheran.....	32

Nickname: Cowboys
Colors: Purple & Gold
Stadium: Shelton
Capacity: 4,000; Year Built: 1993
AD: John Neese
SID: Chad Grubbs

HARDING

Searcy, AR 72149-0001.....II

Coach: Randy Tribble, Harding 1977
Record: 12 Years, 66-58-1

2005 RESULTS (6-5)

47 Southwest Baptist.....	14
45 Mo. Southern St. ■.....	27
21 West Ga.....	23
16 Valdosta St. ■.....	13
6 North Ala.....	35
0 Henderson St.....	23
21 Central Ark. ■.....	41
32 Ark.-Monticello.....	14
7 Delta St.....	27
27 Arkansas Tech ■.....	10
24 Ouachita Baptist ■.....	7

Nickname: Bisons
Colors: Black & Gold
Stadium: First Security
Capacity: 5,000; Year Built: 1999
AD: Greg Harnden
SID: Scott Goode

HARTWICK

Oneonta, NY 13820-4020.....III

Coach: Mark Carr, New Hampshire 1990
Record: 4 Years, 15-23-0

2005 RESULTS (4-6)

27 Endicott.....	20
41 Ithaca ■.....	59
54 Husson ■.....	28
41 St. John Fisher ■.....	70
19 Alfred.....	49
42 Becker.....	13
50 Mount Ida ■.....	12
26 Norwich.....	36
35 Springfield ■.....	59
40 Ulica.....	42

Nickname: Hawks
Colors: Royal Blue & White
Stadium: All-Weather Field
Capacity: 1,200; Year Built: 1985
AD: Debra P. Warren
SID: Mike Chilson

HARVARD

Cambridge, MA 02138.....I-AA

Coach: Tim Murphy, Springfield 1978
Record: 19 Years, 105-91-1

2005 RESULTS (7-3)

31 Holy Cross.....	21
38 Brown ■.....	35
24 Lehigh ■.....	49

13 Cornell.....	27
24 Lafayette.....	17
24 Princeton ■.....	27
42 Dartmouth ■.....	14
55 Columbia.....	7
29 Penn ■.....	3
30 Yale.....	24

Nickname: Crimson
 Colors: Crimson, Black & White
 Stadium: Harvard
 Capacity: 30,898; Year Built: 1903
 AD: Robert L. Scalise
 SID: Chuck Sullivan

HAWAII

Honolulu, HI 96822-2370.....I-A

Coach: June Jones, Portland St. 1977
 Record: 7 Years, 53-37-0

2005 RESULTS (5-7)

17 Southern California ■.....	63
14 Michigan St.....	42
24 Idaho.....	0
41 Boise St. ■.....	44
14 Louisiana Tech.....	46
49 New Mexico St. ■.....	28
45 San Jose St.....	38
13 Fresno St. ■.....	27
28 Nevada.....	38
50 Utah St. ■.....	23
24 Wisconsin ■.....	41
49 San Diego St. ■.....	38

Nickname: Rainbow Warriors
 Colors: Green, Black, Silver & White
 Stadium: Aloha
 Capacity: 50,000; Year Built: 1975
 AD: Herman R. Frazier
 SID: Lois Manin

HEIDELBERG

Tiffin, OH 44883-2462.....III

Coach: Brian Cochran, John Carroll 1990
 Record: 3 Years, 1-29-0

2005 RESULTS (0-10)

14 Adrian.....	61
21 Marietta ■.....	46
0 Capital.....	66
14 Wilmington (Ohio) ■.....	28
6 Ohio Northern.....	68
22 Baldwin-Wallace.....	35
21 John Carroll ■.....	49
9 Muskingum ■.....	49
35 Otterbein.....	65
0 Mount Union ■.....	63

Nickname: Berg
 Colors: Red, Orange & Black
 Stadium: Frost-Kalnow
 Capacity: 7,500; Year Built: 1941
 AD: Jerry McDonald
 SID: Aaron Chimenti

HENDERSON ST.

Arkadelphia, AR 71999-0001.....II

Coach: Scott Maxfield, Louisiana Tech 1984
 Record: 1 Year, 3-8-0

2005 RESULTS (3-8)

37 Ark.-Monticello ■.....	7
38 Stephen F. Austin.....	49
32 Arkansas Tech.....	42
7 Central Ark.....	55
17 Delta St. ■.....	21
23 Harding ■.....	0
12 Valdosta St.....	52
10 North Ala.....	38
12 West Ga. ■.....	38

35 West Ala. ■.....	13
23 Southern Ark.....	35

Nickname: Reddies
 Colors: Red & Gray
 Stadium: Carpenter-Haygood
 Capacity: 9,600; Year Built: 1968
 AD: Sam Goodwin
 SID: Troy Mitchell

HILLSDALE

Hillsdale, MI 49242-1298.....II

Coach: Keith Otterbein, Hillsdale 1979
 Record: 13 Years, 77-66-3

2005 RESULTS (5-6)

21 Indianapolis.....	29
14 Findlay.....	17
34 Ferris St. ■.....	14
43 Gannon.....	9
3 Saginaw Valley ■.....	24
20 Northwood.....	49
10 Grand Valley St. ■.....	38
3 Ashland ■.....	7
24 Tiffin.....	7
40 Mercyhurst.....	21
28 Wayne St. (Mich.) ■.....	14

Nickname: Chargers
 Colors: Royal Blue & White
 Stadium: Frank "Muddy" Waters Field
 Capacity: 8,500; Year Built: 1982
 AD: Michael J. Kovalchik
 SID: Dennis Worden

HIRAM

Hiram, OH 44234-0067.....III

Coach: Mike Lazusky, Shippensburg 1994
 Record: 2 Years, 1-19-0

2005 RESULTS (1-9)

0 Carnegie Mellon.....	45
6 Bluffton ■.....	31
7 Westminster (Pa.) ■.....	38
7 Earlham ■.....	2
6 Denison.....	53
0 Wittenberg.....	66
6 Allegheny ■.....	38
17 Wooster.....	59
38 Kenyon ■.....	41
17 Oberlin.....	52

Nickname: Terriers
 Colors: Blue & Red
 Stadium: Charles Henry Field
 Capacity: 2,000; Year Built: 1961
 AD: Thomas E. Mulligan
 SID: Candy Rice

HOBART

Geneva, NY 14456.....III

Coach: Mike Cragg, Slippery Rock 1983
 Record: 11 Years, 73-37-0

2005 RESULTS (9-2)

21 Dickinson.....	0
34 Frank. & Marsh. ■.....	0
56 Rensselaer ■.....	48
24 WPI.....	7
42 Coast Guard.....	13
27 Merchant Marine ■.....	9
13 St. Lawrence ■.....	9
18 Union (N.Y.).....	28
42 Rochester.....	25
23 Cortland St. ■.....	22
14 Delaware Valley.....	21

Nickname: Statesmen
 Colors: Royal Purple & Orange
 Stadium: Boswell Field
 Capacity: 4,500; Year Built: 1975
 AD: Michael J. Hanna
 SID: Kenneth DeBolt

HOFSTRA

Hempstead, NY 11549.....I-AA

Coach: Joe Gardi, Maryland 1960
 Record: 16 Years, 119-62-2

2005 RESULTS (7-4)

36 Albany (N.Y.).....	7
55 Stony Brook ■.....	0
41 Furman.....	44
10 James Madison ■.....	42
10 Delaware.....	6
44 Maine ■.....	0
37 Richmond.....	43
38 Rhode Island.....	24
26 New Hampshire ■.....	29
20 Northeastern.....	17
21 Massachusetts ■.....	10

Nickname: Pride
 Colors: Gold, White & Blue
 Stadium: James M. Stuart
 Capacity: 15,000; Year Built: 1963
 AD: Jack W. Hayes
 SID: Jim Sheehan

HOLY CROSS

Worcester, MA 01610-2395.....I-AA

Coach: Tom Gilmore, Penn 1986
 Record: 2 Years, 9-13-0

2005 RESULTS (6-5)

56 Sacred Heart ■.....	21
48 Georgetown ■.....	6
21 Harvard ■.....	31
23 Delaware.....	35
22 Yale.....	19
13 Lehigh.....	10
28 Dartmouth ■.....	16
14 Colgate ■.....	27
20 Fordham.....	24
21 Lafayette ■.....	41
51 Bucknell.....	33

Nickname: Crusaders
 Colors: Royal Purple
 Stadium: Fitton Field
 Capacity: 23,500; Year Built: 1924
 AD: Richard M. Regan Jr.
 SID: Charles Bare

HOPE

Holland, MI 49422-9000.....III

Coach: Dean Kreps, Monmouth (Ill.) 1984
 Record: 11 Years, 60-45-0

2005 RESULTS (5-5)

13 John Carroll.....	38
12 DePauw ■.....	38
7 Wheaton (Ill.).....	48
38 Kalamazoo ■.....	7
24 Olivet.....	31
38 Wis. Lutheran ■.....	7
42 Adrian ■.....	21
0 Albion.....	34
42 Tri-State.....	10
38 Alma ■.....	20

Nickname: Flying Dutchmen
 Colors: Orange & Blue
 Stadium: Holland Municipal
 Capacity: 5,322; Year Built: 1979
 AD: Raymond E. Smith
 SID: Tom Renner

HOUSTON

Houston, TX 77204.....I-A

Coach: Art Briles, Texas Tech 1979
 Record: 3 Years, 16-20-0

2005 RESULTS (6-6)

24 Oregon ■.....	38
31 Sam Houston St. ■.....	10
41 UTEP.....	44

27	Southern Miss. ■	24
30	Tulsa	23
35	Tulane	14
20	Memphis ■	35
28	Mississippi St.	16
29	UCF	31
24	SMU ■	29
35	Rice ■	18
13	Kansas *	42

Nickname: Cougars
 Colors: Scarlet & White with Navy Trim
 Stadium: John O'Quinn/Robertson
 Capacity: 31,784; Year Built: 1942
 AD: Dave Maggard
 SID: Chris Burkhalter

HOWARD

Washington, DC 20059IAA

Coach: Rayford Petty, Elon 1979
 Record: 4 Years, 20-24-0

2005 RESULTS (4-7)

20	Winston-Salem ■	6
12	Hampton ■	22
20	Florida A&M	33
39	Savannah St.	21
27	Charleston So.	22
0	Morgan St.	7
16	N.C. A&T ■	0
7	Norfolk St.	26
9	South Carolina St. ■	23
16	Bethune-Cookman ■	45
7	Delaware St.	23

Nickname: Bison
 Colors: Blue, White & Red
 Stadium: Greene
 Capacity: 8,890; Year Built: 1986
 AD: Dwight F. Datcher/Franklin Chambers
 SID: Edward Hill

HOWARD PAYNE

Brownwood, TX 76801III

Coach: Mike Redwine, Mid-America Nazarene 1987
 Record: 11 Years, 60-55-2

2005 RESULTS (7-3)

6	Wis.-La Crosse ■	34
20	East Tex. Baptist	23
38	Sul Ross St. ■	16
20	Hardin-Simmons	45
24	Mary Hardin-Baylor ■	20
35	McMurry	33
35	Austin ■	7
21	Texas Lutheran	14
56	Louisiana Col. ■	13
51	Mississippi Col.	45

Nickname: Yellow Jackets
 Colors: Navy Blue & Old Gold
 Stadium: Gordon Wood
 Capacity: 7,600; Year Built: 1962
 AD: Mike Jones
 SID: Abram Choate

HUMBOLDT ST.

Arcata, CA 95521-8299II

Coach: Doug Adkins, Central Wash. 1970
 Record: 6 Years, 22-42-0

2005 RESULTS (5-6)

28	Mesa St. ■	9
61	Menlo	14
19	Southern Ore.	14
12	Azusa Pacific ■	13
16	Western Wash.	21
17	Western Ore. ■	9
7	Central Wash.	30
24	Western Wash. ■	28
35	Western Ore.	39

14	Central Wash. ■	28
19	Southern Ore. ■	7

Nickname: Lumberjacks
 Colors: Green & Gold
 Stadium: Redwood Bowl
 Capacity: 7,000; Year Built: 1946
 AD: Dan Collen
 SID: Dan Pambianco

HUNTINGDON

Montgomery, AL 36106III

Coach: Mike Turk, Troy 1987
 Record: 2 Years, 12-7-0

2005 RESULTS (7-2)

23	Sewanee	6
41	N.C. Wesleyan	28
16	Rhodes ■	12
49	Millsaps ■	27
10	Trinity (Tex.)	15
56	Colorado Col. ■	21
45	SW Assemblies of God ■	13
35	Westminster (Mo.)	14
31	Maryville (Tenn.) ■	35

Nickname: Hawks
 Colors: Scarlett & White
 Stadium: Charles Lee Field
 Capacity: 1,500; Year Built: 2004
 AD: Hugh Phillips
 SID: Tom Roberts

HUSSON

Bangor, ME 04401III

Coach: Gabby Price, Maine 1973
 Record: 3 Years, 5-19-0

2005 RESULTS (3-4)

6	Utica	23
28	Hartwick	54
62	Mount Ida ■	14
19	Plymouth St. ■	21
43	Becker *	7
46	Becker ■	13
10	Wm. Paterson	14

Nickname: Eagles
 Colors: Green & White
 Stadium: John Winkin Complex
 Capacity: 3,000; Year Built: 2003
 AD: Jonathan Price
 SID: Warren Caruso

IDAHO

Moscow, ID 83844-2302IA

Coach: Nick Holt, Pacific 1986
 Record: 2 Years, 5-18-0

2005 RESULTS (2-9)

26	Washington St.	38
31	UNLV	34
6	Washington	34
0	Hawaii ■	24
27	Utah St. ■	13
14	Nevada	62
10	Fresno St. ■	40
38	New Mexico St.	37
38	Louisiana Tech ■	41
35	Boise St.	70
18	San Jose St.	26

Nickname: Vandals
 Colors: Silver & Gold
 Stadium: Kibbie Dome
 Capacity: 16,000; Year Built: 1975
 AD: Robert Spear
 SID: Becky Pault

IDAHO ST.

Pocatello, ID 83209-8173IAA

Coach: Larry Lewis, Boise St. 1981
 Record: 7 Years, 37-41-0

2005 RESULTS (5-6)

38	Southern Utah ■	13
29	Kentucky	41
37	Western Mont. ■	0
34	Eastern Wash. ■	30
28	Montana St.	30
10	Montana ■	32
27	Sacramento St.	17
21	Weber St.	30
36	Portland St. ■	34
28	Northern Ariz.	42
10	Cal Poly	35

Nickname: Bengals
 Colors: Orange & Black
 Stadium: Holt
 Capacity: 12,000; Year Built: 1970
 AD: Paul A. Bubb
 SID: Frank Mercogliano

ILLINOIS

Champaign, IL 61820IA

Coach: Ron Zook, Miami (Ohio) 1976
 Record: 4 Years, 25-23-0

2005 RESULTS (2-9)

33	Rutgers ■	30
40	San Jose St. ■	19
20	California	35
14	Michigan St. ■	61
7	Iowa	35
13	Indiana	36
10	Penn St. ■	63
24	Wisconsin ■	41
2	Ohio St.	40
3	Purdue	37
21	Northwestern ■	38

Nickname: Fighting Illini
 Colors: Orange & Blue
 Stadium: Memorial
 Capacity: 69,249; Year Built: 1923
 AD: Ronald E. Guenther
 SID: Kent Brown

ILLINOIS COL.

Jacksonville, IL 62650-2299III

Coach: Aaron Keen, Washington-St. Louis 1995
 Record: 3 Years, 13-17-0

2005 RESULTS (3-7)

28	Blackburn	7
28	Carroll (Wis.) ■	52
47	Grinnell	21
0	St. Norbert ■	28
21	Ripon	39
24	Lake Forest ■	8
0	Monmouth (Ill.)	45
0	Knox ■	14
23	Beloit ■	27
7	Lawrence	47

Nickname: Blueboys
 Colors: Blue & White
 Stadium: England Field
 Capacity: 2,500; Year Built: 1960
 AD: Gale F. Vaughn
 SID: James T. Murphy

ILLINOIS ST.

Normal, IL 61790-2660IAA

Coach: Denver Johnson, Tulsa 1981
 Record: 9 Years, 53-47-0

2005 RESULTS (7-4)

21	Iowa St.	32
56	Drake ■	19

27 Eastern Ill.	6
42 Murray St. ■.....	0
17 Youngstown St.	20
34 Western Ky. ■.....	37
61 Southern Ill.	35
38 UNI ■.....	3
17 Western Ill. ■.....	31
48 Missouri St.	23
70 Indiana St. ■.....	28

Nickname: Redbirds
 Colors: Red & White
 Stadium: Hancock
 Capacity: 15,000; Year Built: 1967
 AD: Sheahon Zenger
 SID: Todd Kober

ILL. WESLEYAN

Bloomington, IL 61702-2900III

Coach: Norm Eash, Ill. Wesleyan 1975
 Record: 19 Years, 116-63-1

2005 RESULTS (3-7)

14 Simpson ■.....	20
0 Wis.-Eau Claire.....	46
20 Chicago ■.....	13
15 Elmhurst.....	20
14 North Central (Ill.) ■.....	36
15 Augustana (Ill.).....	41
23 Wheaton (Ill.) ■.....	14
21 North Park.....	7
7 Carthage.....	42
27 Millikin ■.....	29

Nickname: Titans
 Colors: Green & White
 Stadium: Illinois Wesleyan
 Capacity: 3,500; Year Built: 1893
 AD: Dennis Bridges
 SID: Stew Salowitz

INDIANA

Bloomington, IN 47408-1590I-A

Coach: Terry Hoepfner, Franklin 1969
 Record: 7 Years, 52-32-0

2005 RESULTS (4-7)

20 Central Mich.	13
35 Nicholls St. ■.....	31
38 Kentucky ■.....	14
24 Wisconsin	41
36 Illinois ■.....	13
21 Iowa	38
10 Ohio St. ■.....	41
15 Michigan St.	46
21 Minnesota ■.....	42
14 Michigan.....	41
14 Purdue ■.....	41

Nickname: Hoosiers
 Colors: Cream & Crimson
 Stadium: Memorial
 Capacity: 52,354; Year Built: 1960
 AD: Richard I. Greenspan
 SID: Pete Rhoda

INDIANA (PA.)

Indiana, PA 15705-1077II

Coach: Frank Cignetti, Indiana (Pa.) 1960
 Record: 24 Years, 198-78-1

2005 RESULTS (5-5)

9 Millersville ■.....	28
20 West Chester.....	30
19 Catawba.....	16
0 Bloomsburg ■.....	27
20 Shippensburg.....	15
38 Slippery Rock ■.....	17
10 Edinboro	20
28 Lock Haven.....	23
30 Clarion.....	10
23 California (Pa.) ■.....	38

Nickname: Indians
 Colors: Crimson & Gray
 Stadium: Miller
 Capacity: 6,500; Year Built: 1962
 AD: Frank J. Condino
 SID: Mike Hoffman

INDIANA ST.

Terre Haute, IN 47809I-AA

Coach: Lou West, Cincinnati 1977
 Record: 1 Year, 0-11-0

2005 RESULTS (0-11)

13 Eastern Ill. ■.....	24
10 St. Francis (Ind.) ■.....	42
15 Murray St.	27
7 Texas Tech	63
28 Western Ky. ■.....	38
0 Youngstown St. ■.....	45
10 UNI	31
20 Southern Ill. ■.....	42
27 Missouri St.	31
35 Western Ill. ■.....	63
28 Illinois St.	70

Nickname: Sycamores
 Colors: Royal Blue & White
 Stadium: Memorial
 Capacity: 12,764; Year Built: 1970
 AD: Ron Prettyman
 SID: Ace Hunt

INDIANAPOLIS

Indianapolis, IN 46227-3697II

Coach: Joe Polizzi, Hillsdale 1976
 Record: 12 Years, 63-66-1

2005 RESULTS (6-5)

29 Hillsdale ■.....	21
6 Michigan Tech.....	24
13 Grand Valley St. ■.....	29
7 Ferris St.	3
23 Wayne St. (Mich.).....	16
7 Saginaw Valley ■.....	27
28 Findlay.....	0
27 Gannon ■.....	20
24 Mercyhurst ■.....	28
34 St. Joseph's (Ind.).....	13
3 Ashland.....	20

Nickname: Greyhounds
 Colors: Crimson & Grey
 Stadium: Key
 Capacity: 5,500; Year Built: 1971
 AD: Sue Willey
 SID: Mitchell Wigness

IONA

New Rochelle, NY 10801I-AA

Coach: Fred Mariani, St. Joseph's (Ind.) 1974
 Record: 8 Years, 33-49-0

2005 RESULTS (3-7)

21 Montclair St.	14
0 Wagner ■.....	14
14 Sacred Heart ■.....	38
16 Stonehill	7
32 La Salle.....	39
27 St. Peter's	26
17 Assumption ■.....	27
17 Duquesne ■.....	31
27 Marist ■.....	28
0 New Hampshire.....	56

Nickname: Gaels
 Colors: Maroon & Gold
 Stadium: Mazzella Field
 Capacity: 1,200; Year Built: 1989
 AD: Patrick Lyons
 SID: Mike Laprey

IOWA

Iowa City, IA 52242I-A

Coach: Kirk Ferentz, Connecticut 1978
 Record: 10 Years, 61-57-0

2005 RESULTS (7-5)

56 Ball St. ■.....	0
3 Iowa St.	23
45 UNI ■.....	21
6 Ohio St.	31
35 Illinois ■.....	7
34 Purdue.....	17
38 Indiana ■.....	21
20 Michigan ■.....	23
27 Northwestern.....	28
20 Wisconsin.....	10
52 Minnesota ■.....	28
24 Florida *.....	31

Nickname: Hawkeyes
 Colors: Black & Gold
 Stadium: Kinnick
 Capacity: 70,397; Year Built: 1929
 AD: Robert A. Bowlsby
 SID: Phil Haddy

IOWA ST.

Ames, IA 50011I-A

Coach: Dan McCarney, Iowa 1975
 Record: 11 Years, 52-77-0

2005 RESULTS (7-5)

32 Illinois St. ■.....	21
23 Iowa ■.....	3
28 Army.....	21
20 Nebraska.....	27
13 Baylor ■.....	23
24 Missouri.....	27
37 Oklahoma St. ■.....	10
42 Texas A&M.....	14
45 Kansas St. ■.....	17
30 Colorado.....	16
21 Kansas.....	24
24 TCU *.....	27

Nickname: Cyclones
 Colors: Cardinal & Gold
 Stadium: Jack Trice
 Capacity: 45,814; Year Built: 1975
 AD: Jamie Pollard
 SID: Tom Kroeschell

ITHACA

Ithaca, NY 14850III

Coach: Michael Welch, Ithaca 1973
 Record: 12 Years, 97-34-0

2005 RESULTS (8-3)

38 Buffalo St.	21
59 Hartwick.....	41
41 St. John Fisher ■.....	35
42 Brockport St. ■.....	17
41 Norwich ■.....	7
30 Lycoming.....	33
37 Utica.....	0
35 Springfield.....	28
28 Alfred ■.....	14
30 Cortland St. ■.....	37
41 Union (N.Y.).....	55

Nickname: Bombers
 Colors: Blue & Gold
 Stadium: Butterfield
 Capacity: 5,000; Year Built: 1958
 AD: Ken Kutler
 SID: Mike Warwick

JACKSON ST.

Jackson, MS 39217 I-AA

Coach: James Bell, Central Ark. 1981
Record: 4 Years, 10-32-0

2005 RESULTS (2-9)

7 Hampton *	20
14 Tennessee St. *	20
24 Texas Southern ■	21
33 Mississippi Val.	14
23 Alabama St. ■	44
14 Southern U.	20
21 Grambling ■	52
36 Ark.-Pine Bluff ■	64
6 Alabama A&M	52
9 Prairie View	27
14 Alcorn St. ■	31

Nickname: Tigers
Colors: Royal Blue & White
Stadium: Mississippi Memorial
Capacity: 62,512; Year Built: 1949
AD: Robert L. Braddy Sr.
SID: Deidre Bell Jones

JACKSONVILLE

Jacksonville, FL 32211-3394 I-AA

Coach: Steve Gilbert, West Chester 1979
Record: 17 Years, 71-96-0

2005 RESULTS (4-4)

10 Charleston So.	16
55 Butler ■	21
17 Dayton	49
12 Morehead St. ■	31
21 Davidson ■	13
33 Austin Peay	26
52 North Greenville ■	13
36 Webber Int'l	42

Nickname: Dolphins
Colors: Green & White
Stadium: Milne Field
Capacity: 5,000; Year Built: 1997
AD: C. Alan Verlender
SID: Jamie Zeitz

JACKSONVILLE ST.

Jacksonville, AL 36265-1602 I-AA

Coach: Jack Crowe, UAB 1970
Record: 11 Years, 51-59-0

2005 RESULTS (6-5)

35 Furman ■	37
18 Chattanooga ■	21
28 UAB	35
24 Southeast Mo. St.	10
14 Eastern Ky. ■	31
28 Murray St.	23
37 Tenn.-Martin ■	17
33 Tennessee St.	3
43 Tennessee Tech ■	17
26 Samford	20
6 Eastern Ill. ■	10

Nickname: Gamecocks
Colors: Red & White
Stadium: Paul Snow
Capacity: 15,000; Year Built: 1947
AD: Jim Fuller
SID: Greg Seitz

JAMES MADISON

Harrisonburg, VA 22807 I-AA

Coach: Mickey Matthews, West Tex. A&M 1976
Record: 7 Years, 46-37-0

2005 RESULTS (7-4)

56 Lock Haven ■	0
27 Coastal Caro.	31
65 Delaware St. ■	7

42 Hofstra	10
38 Maine ■	2
7 Massachusetts	10
28 Delaware	34
15 Richmond ■	18
30 William & Mary	29
28 Villanova ■	13
55 Towson ■	14

Nickname: Dukes
Colors: Purple & Gold
Stadium: Bridgeforth
Capacity: 13,559; Year Built: 1974
AD: Jeffrey T. Bourne
SID: Gary Michael

JOHN CARROLL

University Heights, OH 44118-4581 III

Coach: Regis Scafe, Case Reserve 1971
Record: 12 Years, 69-55-0

2005 RESULTS (7-3)

38 Hope ■	13
0 Mount Union ■	70
48 Marietta	17
50 Ohio Northern ■	25
34 Muskingum ■	0
31 Wilmington (Ohio)	14
49 Heidelberg	21
32 Otterbein ■	6
7 Capital	19
14 Baldwin-Wallace	17

Nickname: Blue Streaks
Colors: Blue & Gold
Stadium: Don Shula Stadium at Wasmer Field
Capacity: 5,000; Year Built: 2003
AD: Laurie Massa
SID: Chris Wenzler

JOHNS HOPKINS

Baltimore, MD 21218-2684 III

Coach: Jim Margraff, Johns Hopkins 1982
Record: 16 Years, 102-58-3

2005 RESULTS (8-3)

9 Rochester	7
24 Randolph-Macon ■	0
9 Carnegie Mellon	6
35 Dickinson	14
19 Frank. & Marsh. ■	7
14 Gettysburg ■	0
13 Muhlenberg	10
17 Ursinus ■	21
20 Hampden-Sydney	49
14 McDaniel	5
3 Thiel	28

Nickname: Blue Jays
Colors: Columbia Blue & Black
Stadium: Homewood Field
Capacity: 8,500; Year Built: 1906
AD: Thomas P. Calder
SID: Ernie Larossa

JOHNSON C. SMITH

Charlotte, NC 28216 II

Coach: Daryl McNeill, South Carolina St. 1982
Record: 5 Years, 20-32-0

2005 RESULTS (0-10)

9 Glenville St. ■	33
9 Bowie St.	12
11 Benedict *	26
7 Virginia Union ■	15
7 St. Paul's ■	27
10 Livingstone ■	27
7 St. Augustine's	26
23 Fayetteville St.	34
9 Winston-Salem	28
14 N.C. Central ■	34

Nickname: Golden Bulls
Colors: Gold & Blue
Stadium: Memorial
Capacity: 26,000; Year Built: 1990
AD: Stephen W. Joyner
SID: Kristene Kelly

JUNIATA

Huntingdon, PA 16652 III

Coach: Darrell Alt, Frostburg St. 1996
Record: 2 Years, 1-19-0

2005 RESULTS (0-10)

13 Dickinson ■	30
0 Lycoming	35
27 Lebanon Valley ■	35
14 Moravian	49
23 Albright ■	42
7 Susquehanna	35
20 King's (Pa.) ■	25
7 Widener	52
27 Delaware Valley ■	58
41 FDU-Florham	51

Nickname: Eagles
Colors: Yale Blue & Old Gold
Stadium: Chuck Knox
Capacity: 3,000; Year Built: 1988
AD: Lawrence R. Back
SID: Joel Cookson

KALAMAZOO

Kalamazoo, MI 49006-3295 III

Coach: Terrance Brooks, Towson 1991
Record: 1 Year, 4-6-0

2005 RESULTS (4-6)

6 Wabash	46
0 Mt. St. Joseph	42
38 Kenyon ■	26
7 Hope	38
21 Wis. Lutheran ■	13
7 Albion	44
38 Alma ■	37
14 Olivet	20
10 Adrian	42
41 Tri-State ■	40

Nickname: Hornets
Colors: Orange & Black
Stadium: Angell Field
Capacity: 3,000; Year Built: 1946
AD: Timon Corwin
SID: Steve Wideen

KANSAS

Lawrence, KS 66045-8881 I-AA

Coach: Mark Mangino, Youngstown St. 1987
Record: 4 Years, 19-29-0

2005 RESULTS (7-5)

30 Fla. Atlantic ■	19
36 Appalachian St. ■	8
34 Louisiana Tech ■	14
17 Texas Tech	30
3 Kansas St.	12
3 Oklahoma *	19
13 Colorado	44
13 Missouri ■	3
40 Nebraska ■	15
14 Texas	66
24 Iowa St. ■	21
42 Houston *	13

Nickname: Jayhawks
Colors: Crimson & Blue
Stadium: Memorial
Capacity: 50,071; Year Built: 1921
AD: Lew Perkins
SID: Mason Logan

KANSAS ST.
Manhattan, KS 66502-3355I-A

Coach: Bill Snyder, William Jewell 1962
Record: 17 Years, 136-68-1

2005 RESULTS (5-6)

35 Florida Int'l ■	21
21 Marshall	19
54 North Texas ■	7
21 Oklahoma	43
12 Kansas ■	3
20 Texas Tech	59
28 Texas A&M ■	30
20 Colorado ■	23
17 Iowa St.	45
25 Nebraska	27
36 Missouri ■	28

Nickname: Wildcats
Colors: Purple & White
Stadium: KSU Stadium
Capacity: 50,000; Year Built: 1968
AD: Tim Weiser
SID: Garry Bowman

KEAN
Union, NJ 07083III

Coach: Charlie Cocuzza, Upsala 1963
Record: 3 Years, 7-23-0

2005 RESULTS (4-6)

21 Merchant Marine ■	13
6 Cortland St. ■	27
19 Wesley	49
24 Wm. Paterson ■	6
0 Montclair St.	3
32 Seton Hill ■	27
14 Rowan ■	35
36 La Salle	38
28 Western Conn. St.	36
21 TCNJ ■	14

Nickname: Cougars
Colors: Blue & White
Stadium: Kean Alumni
Capacity: 2,750; Year Built: 1998
AD: Glenn Hedden
SID: Jack McKiernan

KENT ST.
Kent, OH 44242-0001I-A

Coach: Doug Martin, Kentucky 1985
Record: 2 Years, 6-16-0

2005 RESULTS (1-10)

14 Michigan St.	49
33 Southeast Mo. St. ■	12
10 Miami (Ohio) ■	27
32 Ohio	35
20 Eastern Mich.	27
31 Navy	34
3 Northern Ill. ■	34
14 Western Mich.	44
14 Bowling Green ■	24
6 Buffalo ■	10
3 Akron	35

Nickname: Golden Flashes
Colors: Navy Blue & Gold
Stadium: Dix
Capacity: 29,287; Year Built: 1969
AD: Laing E. Kennedy
SID: Jeff Schaefer

KENTUCKY
Lexington, KY 40506-0032I-A

Coach: Rich Brooks, Oregon St. 1963
Record: 21 Years, 100-134-4

2005 RESULTS (3-8)

24 Louisville ■	31
41 Idaho St. ■	29

14 Indiana	38
28 Florida ■	49
16 South Carolina	44
7 Mississippi	13
13 Mississippi St. ■	7
27 Auburn ■	49
48 Vanderbilt	43
13 Georgia	45
8 Tennessee ■	27

Nickname: Wildcats
Colors: Blue & White
Stadium: Commonwealth
Capacity: 67,530; Year Built: 1973
AD: Mitch S. Barnhart
SID: Tony Neely

KENTUCKY ST.
Frankfort, KY 40601II

Coach: Frederick T. Farrier, Holy Cross 1994
Record: 1 Year, 6-5-0

2005 RESULTS (6-5)

25 Clark Atlanta	13
27 Lenoir-Rhyne ■	32
7 Albany St. (Ga.)	17
28 Central St. (Ohio) *	0
31 Morehouse	22
24 Lane	21
12 Fort Valley St. ■	22
31 Benedict	19
30 Miles ■	27
17 Stillman ■	27
13 Tuskegee	31

Nickname: Thorobreds
Colors: Green & Gold
Stadium: Alumni Field
Capacity: 6,000; Year Built: 1978
AD: Derita Ratcliffe
SID: Ron Braden

KY. WESLEYAN
Owensboro, KY 42302-1039II

Coach: Brent Holsclaw, Ky. Wesleyan 1993
Record: 3 Years, 7-23-0

2005 RESULTS (3-7)

13 North Park	23
24 Bacone ■	27
7 Cumberland (Ky.) ■	44
33 Pikeville	47
15 Virginia-Wise	7
34 Campbellsville ■	30
0 Bethel (Tenn.) ■	47
32 Cumberland (Tenn.)	22
35 Belhaven	45
23 Lambuth ■	27

Nickname: Panthers
Colors: Purple & White
Stadium: "Buller" Wilson Field
Capacity: 1,200; Year Built: 2004
AD: Tom Tallman
SID: Roy Pickerill

KENYON
Gambier, OH 43022-9223III

Coach: Ted Stanley, Grinnell 1993
Record: 3 Years, 10-20-0

2005 RESULTS (6-4)

25 Centre ■	36
8 Case Reserve ■	19
26 Kalamazoo	38
21 Oberlin	20
24 Wooster	21
34 Allegheny ■	27
14 Ohio Wesleyan ■	41
16 Earlham	13

41 Hiram	38
45 Denison ■	42

Nickname: Lords
Colors: Purple & White
Stadium: McBride Field
Capacity: 2,200; Year Built: 1962
AD: Peter Smith
SID: Marty Fuller

KING'S (PA.)
Wilkes-Barre, PA 18711-0801III

Coach: Richard Mannello, Springfield 1983
Record: 13 Years, 58-76-1

2005 RESULTS (5-5)

7 St. John Fisher ■	42
27 Lebanon Valley	6
18 Moravian ■	29
27 Albright	29
56 Susquehanna ■	0
25 Juniata	20
31 Widener ■	24
19 Delaware Valley	28
49 FDU-Florham ■	21
13 Wilkes	36

Nickname: Monarchs
Colors: Red & Gold
Stadium: Robert L. Betzler Fields
Capacity: 3,000; Year Built: 1993
AD: Cheryl J. Ish
SID: Bob Ziadie

KNOX
Galesburg, IL 61401-4999III

Coach: Andy Gibbons, Culver Stockton 1990
Record: 10 Years, 39-58-0

2005 RESULTS (4-6)

21 Lawrence ■	14
0 Carroll (Wis.)	31
13 St. Norbert	48
26 Macalester ■	16
14 Lake Forest	28
57 Grinnell ■	31
0 Beloit	38
14 Illinois Col.	0
0 Monmouth (Ill.) ■	48
19 Ripon ■	35

Nickname: Prairie Fire
Colors: Purple & Gold
Stadium: Knox Bowl
Capacity: 6,000; Year Built: 1968
AD: Chad Eisele
SID: Kevin Walden

KUTZTOWN
Kutztown, PA 19530-0721II

Coach: David Keeny, Kutztown 1983
Record: 8 Years, 38-45-0

2005 RESULTS (2-8)

3 Shippensburg ■	10
23 Clarion	29
28 Southern Conn. St. ■	31
45 Mansfield	18
21 West Chester ■	48
0 Bloomsburg	12
14 East Stroudsburg	42
20 Millersville ■	23
7 Edinboro	33
29 Cheyney ■	12

Nickname: Golden Bears
Colors: Maroon & Gold
Stadium: University Field
Capacity: 5,600; Year Built: 1987
AD: Greg Bamberger
SID: Josh Leiboff

LA SALLE
Philadelphia, PA 19141-1199IAA

Coach: Phil Longo, Rowan 1992
Record: 2 Years, 7-14-0

2005 RESULTS (4-7)

27 Wagner.....	41
27 Monmouth ■.....	65
12 Ursinus ■.....	13
29 St. Francis (Pa.) ■.....	27
39 Iona ■.....	32
0 Marist.....	27
34 Catholic.....	41
16 TCNJ.....	21
38 Kean ■.....	36
14 Duquesne.....	56
30 St. Peter's ■.....	14

Nickname: Explorers
Colors: Blue & Gold
Stadium: McCarthy
Capacity: 7,500; Year Built: 1936
AD: Thomas M. Brennan
SID: Kale Beers

LA VERNE
La Verne, CA 91750-4443.....III

Coach: Don Morel, La Verne 1987
Record: 11 Years, 45-53-0

2005 RESULTS (5-4)

20 Pomona-Pitzer.....	17
28 Whitworth.....	43
38 Puget Sound ■.....	14
38 Claremont-MS ■.....	22
14 Redlands.....	32
7 Cal Lutheran ■.....	35
23 Chapman ■.....	13
36 Occidental.....	57
44 Whittier.....	30

Nickname: Leopards, Leos
Colors: Orange & Green
Stadium: Ortmayer
Capacity: 1,500; Year Built: 1991
AD: Christopher M. Ragsdale
SID: Will Darity

LAFAYETTE
Easton, PA 18042.....IAA

Coach: Frank Tavani, Lebanon Valley 1975
Record: 6 Years, 32-36-0

2005 RESULTS (8-4)

40 Marist.....	21
7 Richmond ■.....	0
21 Princeton ■.....	23
27 Fordham ■.....	10
12 Georgetown.....	7
14 Columbia ■.....	7
17 Harvard ■.....	24
33 Bucknell ■.....	20
15 Colgate ■.....	18
41 Holy Cross.....	21
23 Lehigh.....	19
23 Appalachian St.....	34

Nickname: Leopards
Colors: Maroon & White
Stadium: Fisher Field
Capacity: 13,750; Year Built: 1926
AD: Bruce McCutcheon
SID: Phil LaBella

LAGRANGE
LaGrange, GA 30240III

Coach: Todd Mooney, Ohio 1988
Record: First year as head coach

FIRST YEAR OF VARSITY FOOTBALL IN 2006

Nickname: Panthers
Colors: Red & Black
Stadium: Callaway Stadium
AD: Philip R. Williamson
SID: John Hughes

LAKE FOREST
Lake Forest, IL 60045III

Coach: Brent Becker, Knox 1997
Record: 1 Year, 4-6-0

2005 RESULTS (4-6)

21 Macalester ■.....	10
20 Grinnell.....	7
28 Beloit ■.....	12
14 Ripon.....	21
0 Monmouth (Ill.) ■.....	34
28 Knox ■.....	14
8 Illinois Col.....	24
13 Carroll (Wis.) ■.....	40
20 Lawrence.....	52
14 St. Norbert ■.....	56

Nickname: Foresters
Colors: Red & Black
Stadium: Farwell Field
Capacity: 2,000
AD: Jackie A. Slaats
SID: Mike Wajerski

LAKELAND
Sheboygan, WI 53082-0359III

Coach: Jim Zebrowski, Mount Union 1991
Record: 3 Years, 23-8-0

2005 RESULTS (8-3)

27 Northwestern (Minn.) ■.....	15
16 Carthage.....	20
12 Wis.-Whitewater ■.....	73
45 Benedictine (Ill.).....	7
64 Eureka ■.....	0
42 MacMurray ■.....	21
17 Concordia (Wis.).....	14
68 Concordia (Ill.) ■.....	14
58 Aurora ■.....	0
20 Greenville.....	13
22 Augustana (Ill.).....	49

Nickname: Muskies
Colors: Navy & Gold
Stadium: Taylor Field
Capacity: 1,500; Year Built: 1958
AD: Jane Bouche
SID: John Weber

LANE
Jackson, TN 38301-4598II

Coach: Johnnie Cole, Texas Southern 1986
Record: 1 Year, 0-10-0

2005 RESULTS (0-10)

6 St. Augustine's ■.....	24
13 Stillman.....	23
23 Fort Valley St.....	31
31 Albany St. (Ga.) ■.....	52
20 Clark Atlanta.....	52
21 Kentucky St. ■.....	24
14 Miles.....	28
37 Morehouse ■.....	52
6 Tuskegee ■.....	56
20 Benedict.....	42

Nickname: Dragons
Colors: Cardinal Red & Royal Blue
Stadium: Rothrock
Capacity: 3,500; Year Built: 1930
AD: J.L. Perry
SID: Greg Bormann

LAWRENCE
Appleton, WI 54912-0599III

Coach: Chris Howard, Wis.-Stevens Point 1983
Record: 1 Year, 4-5-0

2005 RESULTS (4-5)

14 Knox.....	21
9 Ripon.....	20
38 Carroll (Wis.) ■.....	36
27 Beloit.....	28
15 St. Norbert ■.....	44
13 Monmouth (Ill.).....	41
27 Grinnell ■.....	19
52 Lake Forest ■.....	20
47 Illinois Col. ■.....	7

Nickname: Vikings
Colors: Blue & White
Stadium: Banta Bowl
Capacity: 5,255; Year Built: 1965
AD: Robert Beeman
SID: Joe Vanden Acker

LEBANON VALLEY
Annville, PA 17003-1400.....III

Coach: Jim Monos, Shippensburg 1972
Record: 13 Years, 48-79-2

2005 RESULTS (2-8)

27 Gettysburg.....	34
6 King's (Pa.) ■.....	27
35 Juniata.....	27
38 Widener ■.....	41
7 Delaware Valley.....	38
43 FDU-Florham ■.....	15
6 Wilkes.....	28
6 Lycoming ■.....	7
35 Moravian.....	38
39 Albright ■.....	40

Nickname: Flying Dutchmen
Colors: Blue & White
Stadium: Arnold Field
Capacity: 4,000; Year Built: 1969
AD: Kathleen Tierney
SID: Braden Snyder

LEHIGH
Bethlehem, PA 18015-3089IAA

Coach: Pete Lembo, Georgetown 1992
Record: 5 Years, 44-14-0

2005 RESULTS (8-3)

54 Monmouth ■.....	26
33 Delaware.....	34
28 VMI.....	26
49 Harvard.....	24
10 Holy Cross ■.....	13
28 Yale ■.....	21
42 Bucknell.....	10
50 Colgate.....	34
46 Georgetown ■.....	14
40 Fordham.....	3
19 Lafayette ■.....	23

Nickname: Mountain Hawks
Colors: Brown & White
Stadium: Goodman
Capacity: 16,000; Year Built: 1988
AD: Joseph D. Sterrett
SID: Jeff Tourial

LENOIR-RHYNE
Hickory, NC 28603II

Coach: Wayne Hicks, Jacksonville St. 1984
Record: 4 Years, 14-28-0

2005 RESULTS (5-5)

32 Kentucky St.....	27
21 N.C. Central ■.....	28
16 Davidson.....	9

27 Newberry.....	24
7 Wingate.....	28
21 Mars Hill ■.....	33
0 Presbyterian ■.....	20
6 Carson-Newman.....	33
21 Tusculum ■.....	7
17 Catawba.....	13

Nickname: Bears
 Colors: Red & Black
 Stadium: Moretz
 Capacity: 8,500; Year Built: 1923
 AD: Neill McGeachy
 SID: John Karrs

LEWIS & CLARK

Portland, OR 97219-7899III

Coach: Roger VanDeZande, Oregon St. 1982
 Record: 2 Years, 1-12-0

2005 RESULTS (0-4)

17 Occidental ■.....	52
35 Colorado Col. ■.....	38
0 Chapman.....	53
24 Claremont-MS.....	55

Nickname: Pioneers
 Colors: Orange & Black
 Stadium: Griswold
 Capacity: 3,600; Year Built: 1953
 AD: Judy McMullen
 SID: Melissa Dudek

LIBERTY

Lynchburg, VA 24502-2269IAA

Coach: Ken Karcher, Tulane 1986
 Record: 6 Years, 21-46-0

2005 RESULTS (1-10)

17 Concord ■.....	6
0 Connecticut.....	59
0 Youngstown St. ■.....	42
0 William & Mary.....	56
7 VMI ■.....	10
21 Chattanooga ■.....	24
17 Towson ■.....	38
21 Coastal Caro. ■.....	27
16 Gardner-Webb.....	21
30 Charleston So.	31
17 Norfolk St.	34

Nickname: Flames
 Colors: Red, White & Blue
 Stadium: Williams
 Capacity: 12,000; Year Built: 1989
 AD: Jeff Barber
 SID: Todd Wetmore

LINCOLN (MO.)

Jefferson City, MO 65102-0029II

Coach: Lemar Parrish, Lincoln (Mo.) 1995
 Record: 1 Year, 2-7-0

2005 RESULTS (2-7)

10 Central St. (Ohio) *.....	0
0 Central Mo. St.	83
3 Langston ■.....	45
13 St. Joseph's (Ind.).....	41
17 Edward Waters.....	13
0 Miles ■.....	30
8 Prairie View.....	40
17 Paul Quinn.....	24
3 Stillman.....	34

Nickname: Blue Tigers
 Colors: Navy Blue & White
 Stadium: Dwight T. Reed
 Capacity: 5,600; Year Built: 1972
 AD: Tim Abney
 SID: Darren Smith

LINFIELD

McMinnville, OR 97128-6894III

Coach: Jay Lacey, Oregon St. 1978
 Record: 10 Years, 84-18-0

2005 RESULTS (10-1)

49 Western Ore.	7
45 Wis.-Stevens Point ■.....	7
42 Pacific Lutheran ■.....	13
47 Whitworth.....	32
49 Southern Ore.	14
62 Puget Sound ■.....	7
38 Menlo.....	7
63 Willamette.....	21
63 Occidental ■.....	21
28 Concordia-M'head ■.....	14
41 Wis.-Whitewater ■.....	44

Nickname: Wildcats
 Colors: Purple & Red
 Stadium: Maxwell Field/Memorial Stadium
 Capacity: 4,000; Year Built: 1945
 AD: Scott Carnahan
 SID: Kelly Bird

LIVINGSTONE

Salisbury, NC 28144II

Coach: Robert Massey, N.C. Central 1989
 Record: 1 Year, 1-9-0

2005 RESULTS (1-9)

6 Elizabeth City St.	51
6 Catawba.....	38
15 Virginia Union ■.....	32
15 Bowie St.	33
27 Shaw.....	49
27 Johnson C. Smith.....	10
14 Winston-Salem ■.....	42
14 St. Augustine's ■.....	20
14 N.C. Central.....	48
22 Fayetteville St. ■.....	52

Nickname: Blue Bears
 Colors: Columbia Blue & Black
 Stadium: Alumni Memorial
 Capacity: 6,000; Year Built: 1960
 AD: Clifton Huff
 SID: Adrian Ferguson

LOCK HAVEN

Lock Haven, PA 17745II

Coach: John Klacik, Lock Haven 1988
 Record: 1 Year, 2-9-0

2005 RESULTS (2-9)

17 Cheyney.....	16
0 James Madison.....	56
0 Towson.....	70
0 Bloomsburg ■.....	63
7 Slippery Rock.....	55
24 Mansfield ■.....	12
7 Shippensburg ■.....	26
0 Clarion.....	16
23 Indiana (Pa.) ■.....	28
7 California (Pa.).....	48
3 Edinboro ■.....	41

Nickname: Bald Eagles
 Colors: Crimson & White
 Stadium: Hubert Jack
 Capacity: 3,000; Year Built: 1975
 AD: Sharon E. Taylor
 SID: Al Weston

LORAS

Dubuque, IA 52004-0178III

Coach: Chris Klieman, UNI 1990
 Record: 1 Year, 3-7-0

2005 RESULTS (3-7)

48 Concordia (Ill.) ■.....	3
28 St. Ambrose.....	29
0 Buena Vista.....	14

0 Central (Iowa) ■.....	21
27 Cornell College.....	14
15 Simpson ■.....	7
10 Wartburg ■.....	14
19 Luther.....	22
14 Coe ■.....	24
18 Dubuque.....	20

Nickname: Duhawks
 Colors: Purple & Gold
 Stadium: Rock Bowl
 Capacity: 3,000; Year Built: 1945
 AD: Chad Walthall
 SID: Tom Galbraith

LA.-LAFAYETTE

Lafayette, LA 70506IA

Coach: Rickey Bustle, Clemson 1976
 Record: 4 Years, 17-29-0

2005 RESULTS (6-5)

3 Texas.....	60
10 Eastern Mich.....	31
49 Northwestern St. ■.....	28
21 UCF ■.....	24
10 Fla. Atlantic ■.....	28
36 Arkansas St.	39
13 Middle Tenn.	10
31 Troy ■.....	28
31 North Texas.....	28
28 Florida Int'l ■.....	7
54 La.-Monroe.....	21

Nickname: Ragin' Cajuns
 Colors: Vermilion & White
 Stadium: Cajun Field
 Capacity: 31,000; Year Built: 1971
 AD: David Walker
 SID: Daryl Cetnar

LA.-MONROE

Monroe, LA 71209-3000IA

Coach: Charlie Weatherbie, Oklahoma St. 1977
 Record: 13 Years, 56-87-0

2005 RESULTS (5-6)

23 Northwestern St. ■.....	27
0 Wyoming.....	38
7 Georgia.....	44
28 Fla. Atlantic.....	21
31 Arkansas St. ■.....	27
15 Arkansas.....	44
27 Troy ■.....	3
29 Florida Int'l ■.....	31
34 Middle Tenn.	31
24 North Texas.....	19
21 La.-Lafayette ■.....	54

Nickname: Indians
 Colors: Maroon & Gold
 Stadium: Malone
 Capacity: 30,427; Year Built: 1978
 AD: Bobby Staub
 SID: Judy Willson

LOUISIANA COL.

Pineville, LA 71360-0001III

Coach: David Armstrong, Western Ky.
 Record: 1 Year, 4-5-0

2005 RESULTS (4-5)

33 Rhodes.....	43
13 Hardin-Simmons.....	51
47 McMurry.....	53
55 Austin ■.....	11
41 Texas Lutheran.....	44
34 East Tex. Baptist.....	30
42 Mississippi Col. ■.....	28
13 Howard Payne.....	56
42 Sul Ross St. ■.....	24

Nickname: Wildcats
 Colors: Orange & Blue
 Stadium: D.C. Bates
 Capacity: 7,500; Year Built: 2000
 AD: Tim Whitman
 SID: Alex Goodling

LSU

Baton Rouge, LA 70893I-A

Coach: Les Miles, Michigan 1976
 Record: 5 Years, 39-23-0

2005 RESULTS (11-2)

35	Arizona St.31
27	Tennessee ■30
37	Mississippi St.7
34	Vanderbilt6
21	Florida ■17
20	Auburn ■17
56	North Texas ■3
24	Appalachian St. ■0
16	Alabama13
40	Mississippi7
19	Arkansas ■17
14	Georgia *34
40	Miami (Fla.) *3

Nickname: Fighting Tigers
 Colors: Purple & Gold
 Stadium: Tiger
 Capacity: 91,600; Year Built: 1924
 AD: Skip Bertman
 SID: Michael Bonnette

LOUISIANA TECH

Ruston, LA 71272I-A

Coach: Jack Bicknell III, Boston College 1984
 Record: 7 Years, 40-42-0

2005 RESULTS (7-4)

3	Florida41
14	Kansas34
34	New Mexico St. ■14
46	Hawaii ■14
27	Nevada37
40	North Texas ■14
31	San Jose St. ■14
27	Utah St.17
41	Idaho38
13	Boise St. ■30
40	Fresno St.28

Nickname: Bulldogs
 Colors: Red & Blue
 Stadium: Joe Aillet
 Capacity: 30,600; Year Built: 1968
 AD: Jim M. Oakes
 SID: Malcolm Butler

LOUISVILLE

Louisville, KY 40292I-A

Coach: Bobby Petrino, Carroll (Mont.) 1983
 Record: 3 Years, 29-8-0

2005 RESULTS (9-3)

31	Kentucky24
63	Oregon St. ■27
14	South Fla.45
61	Fla. Atlantic ■10
69	North Carolina ■14
44	West Virginia46
46	Cincinnati22
42	Pittsburgh ■20
56	Rutgers ■5
41	Syracuse ■17
30	Connecticut20
24	Virginia Tech *35

Nickname: Cardinals
 Colors: Red, Black & White
 Stadium: Papa John's Cardinal
 Capacity: 42,000; Year Built: 1998
 AD: Thomas M. Jurich
 SID: Rocco Gasparro

LUTHER

Decorah, IA 52101-1045III

Coach: Paul Hefty, Luther 1986
 Record: 4 Years, 22-18-0

2005 RESULTS (6-4)

55	Martin Luther ■21
13	St. Olaf ■37
48	Dubuque21
33	Wartburg ■24
10	Coe14
23	Simpson ■20
35	Central (Iowa)40
21	Buena Vista ■26
22	Loras ■19
29	Cornell College23

Nickname: Norse
 Colors: Blue & White
 Stadium: Carlson
 Capacity: 5,000; Year Built: 1966
 AD: Joe Thompson
 SID: Dave Blanchard

LYCOMING

Williamsport, PA 17701-5192III

Coach: Frank Girardi, West Chester 1961
 Record: 34 Years, 250-85-5

2005 RESULTS (6-4)

35	Juniata ■0
7	Widener15
13	Delaware Valley ■31
14	FDU-Florham49
14	Wilkes ■17
33	Ithaca ■30
7	Lebanon Valley6
17	Moravian ■13
14	Albright13
17	Susquehanna ■10

Nickname: Warriors
 Colors: Blue & Gold
 Stadium: David Person Field
 Capacity: 3,700; Year Built: 1962
 AD: Frank L. Girardi
 SID: Robb Dietrich

MACALESTER

St. Paul, MN 55105III

Coach: Dennis Czech, Macalester 1983
 Record: 8 Years, 13-64-0

2005 RESULTS (0-9)

10	Lake Forest21
14	Oberlin ■44
23	Grinnell ■31
10	St. Olaf71
16	Knox26
14	Northwestern (Minn.) ■47
7	Carleton ■31
0	Hamline ■54
7	Ripon56

Nickname: Scots
 Colors: Orange & Blue
 Stadium: Macalester
 Capacity: 4,000; Year Built: 1965
 AD: Travis Feezell
 SID: Andy Johnson

MacMURRAY

Jacksonville, IL 62650-2590III

Coach: Brandon McCray, Lakeland 1997
 Record: 3 Years, 16-14-0

2005 RESULTS (4-6)

0	Wooster37
41	Tri-State27
14	Concordia (Wis.) ■59

41	Concordia (Ill.)14
21	Lakeland42
6	Greenville ■23
22	Benedictine (Ill.)49
54	Eureka ■12
14	Aurora21
35	Blackburn ■9

Nickname: Highlanders
 Colors: Scarlet & Navy
 Stadium: Freesen Field
 Capacity: 3,000; Year Built: 2003
 AD: Kevin Haslam
 SID: Larry Bostwick

MAINE

Orono, ME 04469-5747I-AA

Coach: Jack Cosgrove, Maine 1978
 Record: 13 Years, 72-75-0

2005 RESULTS (5-6)

7	Nebraska25
28	William Penn ■0
21	Richmond26
31	Albany (N.Y.) *7
2	James Madison38
0	Hofstra44
14	Massachusetts ■35
25	Delaware ■15
14	Northeastern10
27	Rhode Island ■24
47	New Hampshire59

Nickname: Black Bears
 Colors: Blue & White
 Stadium: Morse Field at Alford Stadium
 Capacity: 10,000; Year Built: 1998
 AD: Blake James
 SID: Brent Williamson

MAINE MARITIME

Castine, ME 04420III

Coach: Christopher McKenney, Springfield 1984
 Record: 5 Years, 14-32-0

2005 RESULTS (7-3)

21	Mount Ida13
28	Curry ■21
41	Mass. Maritime28
38	Nichols ■13
24	Bridgewater St.33
0	Fitchburg St.21
35	Worcester St. ■7
21	Westfield St.11
35	Framingham St. ■6
20	Alfred63

Nickname: Mariners
 Colors: Royal Blue & Gold
 Stadium: Ritchie
 Capacity: 3,500; Year Built: 1965
 AD: James Dyer
 SID: David Patterson

MANCHESTER

North Manchester, IN 46962III

Coach: Shannon Griffith, Ball St. 1989
 Record: 2 Years, 2-18-0

2005 RESULTS (2-8)

24	Grove City ■21
62	Earlham69
7	Waynesburg28
7	Oliver ■40
7	Bluffton ■59
7	Hanover48
7	Mt. St. Joseph ■28
24	Franklin41

32 Defiance.....	29
25 Anderson (Ind.) ■.....	28

Nickname: Spartans
 Colors: Black & Gold
 Stadium: Burt Memorial
 Capacity: 4,500
 AD: Tom Jarman
 SID: Doug Shoemaker

MANSFIELD

Mansfield, PA 16933II

Coach: Jim Shiffer, Mansfield 1990
 Record: 2 Years, 2-19-0

2005 RESULTS (1-10)

33 West Va. Wesleyan	41
12 California (Pa.) ■.....	88
12 Clarion.....	15
18 Kutztown ■.....	45
12 Lock Haven.....	24
38 Cheyney ■.....	17
20 West Chester.....	63
12 Bloomsburg ■.....	40
14 Millersville.....	31
20 East Stroudsburg.....	57
8 Coastal Caro.....	71

Nickname: Mountaineers
 Colors: Red & Black
 Stadium: Van Norman Field
 Capacity: 4,000; Year Built: 1964
 AD: Roger N. Maisner
 SID: Steve McCloskey

MARANATHA BAPTIST

Watertown, WI 53094-0000III

Coach: Terry Price, Pillsbury 1971
 Record: 29 Years, 125-151-1

2005 RESULTS (4-5)

14 Crown (Minn.).....	0
0 Martin Luther.....	21
27 Blackburn.....	24
60 Principia ■.....	26
18 Rockford ■.....	49
19 Westminster (Mo.).....	41
0 Northwestern (Minn.) ■.....	23
18 Minn.-Morris *.....	48
53 Trinity Bible (N.D.) ■.....	13

Nickname: Crusaders
 Colors: Navy Blue & Gold
 Stadium: Maranatha
 Capacity: 1,200; Year Built: 1972
 AD: Terry Price
 SID: Robert Thompson

MARIETTA

Marietta, OH 45750III

Coach: Todd Glaser, Wis.-Eau Claire 1993
 Record: 3 Years, 13-17-0

2005 RESULTS (5-5)

25 Emory & Henry ■.....	7
46 Heidelberg.....	21
17 John Carroll ■.....	48
17 Otterbein ■.....	31
10 Capital.....	41
7 Mount Union ■.....	59
18 Muskingum ■.....	17
18 Wilmington (Ohio).....	3
32 Baldwin-Wallace.....	31
7 Ohio Northern ■.....	58

Nickname: Pioneers
 Colors: Navy Blue & White
 Stadium: Don Drumm Field
 Capacity: 7,000; Year Built: 1935
 AD: Debora Lazorki
 SID: Dan May

MARIST

Poughkeepsie, NY 12601-1387.....I-AA

Coach: Jim Parady, Maine 1984
 Record: 14 Years, 78-62-1

2005 RESULTS (7-4)

21 Lafayette ■.....	40
22 Sacred Heart.....	20
31 Central Conn. St. ■.....	22
38 Wagner.....	21
7 Bucknell.....	27
27 La Salle ■.....	0
14 Duquesne ■.....	22
52 St. Peter's.....	34
28 Iona.....	27
35 San Diego.....	42
30 Stony Brook ■.....	28

Nickname: Red Foxes
 Colors: Red & White
 Stadium: Leonidoff Field
 Capacity: 2,500; Year Built: 1972
 AD: Timothy S. Murray
 SID: Jason Corriher

MARITIME (N.Y.)

Throggs Neck, NY 10465.....III

Coach: Clayton Kendrick-Holmes, Navy 1992
 Record: First year as head coach

Resuming program in 2006,
 previously dropped in 1989

Nickname: Privateers
 Colors: Maritime Blue & Privateer Red
 Stadium: AstroPlay Field
 AD: William E. Martinov Jr.
 SID: Joseph DeBenedictis

MARS HILL

Mars Hill, NC 28754II

Coach: Tim Clifton, Mercer 1976
 Record: 13 Years, 71-65-0

2005 RESULTS (4-6)

7 Western Caro.....	21
6 St. Augustine's ■.....	13
33 Cumberland (Ky.) ■.....	10
14 Carson-Newman ■.....	7
0 Catawba.....	31
33 Lenoir-Rhyne.....	21
32 Wingate ■.....	22
24 Presbyterian.....	45
10 Newberry ■.....	28
28 Tusculum.....	43

Nickname: Lions
 Colors: Royal Blue & Gold
 Stadium: Meares
 Capacity: 5,000; Year Built: 1965
 AD: David Riggins
 SID: Rick Baker

MARSHALL

Huntington, WV 25755I-AA

Coach: Mark Snyder, Marshall 1988
 Record: 1 Year, 4-7-0

2005 RESULTS (4-7)

36 William & Mary ■.....	24
19 Kansas St. ■.....	21
13 UCF.....	23
16 SMU ■.....	13
14 Virginia Tech.....	41
20 UAB ■.....	19
3 UTEP.....	31
27 Tulane.....	26
24 Southern Miss. ■.....	27

29 East Caro. ■.....	34
3 Memphis.....	26

Nickname: Thundering Herd
 Colors: Green & White
 Stadium: Joan C. Edwards
 Capacity: 38,019; Year Built: 1991
 AD: Bob Marcum
 SID: Randy Burnside

MARTIN LUTHER

New Ulm, MN 56073-3965III

Coach: Douglas Lange, Northwestern (Minn.) 1978
 Record: 1 Year, 6-3-0

2005 RESULTS (6-3)

21 Luther.....	55
2 Waldorf ■.....	10
21 Maranatha Baptist ■.....	0
6 Westminster (Mo.).....	0
6 Northwestern (Minn.).....	35
16 Minn.-Morris ■.....	8
35 Crown (Minn.).....	7
66 Trinity Bible (N.D.) ■.....	0
26 Rockford *.....	0

Nickname: Knights
 Colors: Black, Red & White
 Stadium: MLC Bowl
 Capacity: 1,500; Year Built: 1974
 AD: James M. Unke
 SID: Jeremy Belter

MARY HARDIN-BAYLOR

Belton, TX 76513.....III

Coach: Pete Fredenburg, Texas St. 1970
 Record: 8 Years, 65-22-0

2005 RESULTS (9-2)

45 Willamette.....	24
28 Texas Lutheran ■.....	21
61 Mississippi Col. ■.....	0
20 Howard Payne.....	24
27 Sul Ross St. ■.....	6
38 Hardin-Simmons.....	7
23 East Tex. Baptist ■.....	7
72 McMurry ■.....	0
58 Austin.....	0
35 Trinity (Tex.).....	6
36 Wesley ■.....	46

Nickname: Crusaders
 Colors: Purple, Gold & White
 Stadium: Tiger Field
 Capacity: 7,000; Year Built: 1996
 AD: Ben Shipp
 SID: Jon Wallin

MARYLAND

College Park, MD 20742.....I-AA

Coach: Ralph Friedgen, Maryland 1969
 Record: 5 Years, 41-20-0

2005 RESULTS (5-6)

23 Navy *.....	20
24 Clemson ■.....	28
19 West Virginia ■.....	31
22 Wake Forest.....	12
45 Virginia ■.....	33
38 Temple.....	7
9 Virginia Tech ■.....	28
27 Florida St.....	35
33 North Carolina.....	30
16 Boston College ■.....	31
14 North Carolina St.....	20

Nickname: Terrapins, Terps
 Colors: Red, White, Black & Gold
 Stadium: Byrd
 Capacity: 51,500; Year Built: 1950
 AD: Deborah A. Yow
 SID: Doug Dull

MARYVILLE (TENN.)
Maryville, TN 37804-5907III

Coach: Tony Ierulli, Maryville (Tenn.) 1980
Record: 3 Years, 10-20-0

2005 RESULTS (3-7)

28	Averett ■	31
2	Chris. Newport	53
35	Greensboro ■	27
14	Sewanee ■	33
25	N.C. Wesleyan	41
34	Ferrum ■	56
13	Centre	17
24	Methodist ■	28
36	Shenandoah	13
35	Huntingdon	31

Nickname: Scots
Colors: Orange & Garnet
Stadium: Lloyd Thorton
Capacity: 2,500; Year Built: 1993
AD: Randall D. Lambert
SID: Eric Etchison

MASSACHUSETTS
Amherst, MA 01003I-AA

Coach: Don Brown, Norwich 1977
Record: 9 Years, 65-35-0

2005 RESULTS (7-4)

19	Richmond	6
14	Colgate	17
40	Albany (N.Y.) ■	0
14	Rhode Island ■	6
27	Northeastern ■	0
10	James Madison ■	7
35	Maine	14
28	New Hampshire ■	34
35	Delaware	7
27	Army	34
10	Hofstra	21

Nickname: Minutemen
Colors: Maroon & White
Stadium: Warren P. McGuirk Alumni
Capacity: 17,000; Year Built: 1965
AD: John F. McCutcheon
SID: Charles Bare

MASS.-DARTMOUTH
North Dartmouth, MA 02747-2300III

Coach: Bill Kavanaugh, Stonehill 1972
Record: 16 Years, 99-60-0

2005 RESULTS (5-5)

0	Merrimack ■	35
7	Plymouth St.	14
7	Bridgewater St. ■	48
6	Curry	34
14	Endicott ■	16
28	Nichols	7
34	MIT ■	6
17	Western New Eng. ■	3
37	Mass. Maritime	27
28	Salve Regina	14

Nickname: Corsairs
Colors: Blue, White & Gold
Stadium: Cressy Field
Capacity: 1,850; Year Built: 1986
AD: Robert W. Mullen
SID: Jim Mullins

MIT
Cambridge, MA 02139III

Coach: Dwight Smith, Bates 1975
Record: 18 Years, 56-96-1

2005 RESULTS (3-6)

7	Framingham St.	14
25	Mass. Maritime ■	14

6	Worcester St. ■	49
13	Curry	50
31	Western New Eng. ■	27
6	Mass.-Dartmouth	34
34	Nichols ■	21
7	Salve Regina	47
19	Endicott	38

Nickname: Engineers
Colors: Cardinal Red & Silver Gray
Stadium: Steinbrenner
Capacity: 1,600; Year Built: 1980
AD: Candace L. Royer
SID: James Kramer

MASS. MARITIME
Buzzards Bay, MA 02532III

Coach: Jeremy Cameron, Springfield 1997
Record: 1 Year, 0-9-0

2005 RESULTS (0-9)

0	Coast Guard ■	27
14	MIT	25
28	Maine Maritime ■	41
20	Framingham St.	27
0	Westfield St. ■	14
7	Worcester St.	27
19	Fitchburg St. ■	39
27	Mass.-Dartmouth ■	37
6	Bridgewater St.	42

Nickname: Buccanears
Colors: Blue & Gold
Stadium: Commander Ellis
Capacity: 3,000; Year Built: 1972
AD: Robert Corradi
SID: Leroy Thompson

McDANIEL
Westminster, MD 21157-4390III

Coach: Tim Keating, Bethany (W.V.) 1975
Record: 18 Years, 117-65-3

2005 RESULTS (5-5)

36	Bridgewater (Va.)	35
28	Seton Hill	9
37	Catholic ■	36
28	Ursinus ■	20
17	Gettysburg	20
22	Dickinson	25
10	Randolph-Macon	34
14	Frank. & Marsh. ■	17
13	Muhlenberg	6
5	Johns Hopkins ■	14

Nickname: Green Terror
Colors: Green & Gold
Stadium: Scott S. Bair
Capacity: 4,000; Year Built: 1981
AD: James M. Smith
SID: Stephen Peed

McMURRY
Abilene, TX 79697III

Coach: Joe Crousen, Sul Ross St. 1963
Record: 1 Year, 5-5-0

2005 RESULTS (5-5)

40	Menlo ■	30
33	Austin ■	6
20	Texas Lutheran	41
53	Louisiana Col. ■	47
24	Mississippi Col.	14
33	Howard Payne ■	35
48	Sul Ross St.	43
25	Hardin-Simmons ■	36
0	Mary Hardin-Baylor	72
10	East Tex. Baptist ■	36

Nickname: Indians
Colors: Maroon & White

Stadium: Indian
Capacity: 4,500; Year Built: 1937
AD: Jerry Larned
SID: Patrick Stewart

McNEESE ST.
Lake Charles, LA 70609I-AA

Coach: Tommy Tate, McNeese St. 1979
Record: 6 Years, 48-23-0

2005 RESULTS (5-4)

23	Ga. Southern	20
20	Southern Miss.	48
33	Stephen F. Austin ■	23
13	Southeastern La.	37
31	Sam Houston St. ■	26
7	Texas St.	49
22	Northwestern St. ■	17
26	Nicholls St.	39
46	Texas Southern *	28

Nickname: Cowboys
Colors: Blue & Gold
Stadium: Cowboy
Capacity: 17,500; Year Built: 1965
AD: Sonny Watkins
SID: Louis Bonnette

MEMPHIS
Memphis, TN 38152-3370I-A

Coach: Tommy West, Tennessee 1976
Record: 12 Years, 67-63-0

2005 RESULTS (7-5)

6	Mississippi ■	10
59	Chattanooga ■	14
31	Tulsa	37
27	UTEP ■	20
17	UCF	38
35	Houston	20
27	East Caro. ■	24
20	UAB ■	37
16	Tennessee	20
24	Southern Miss.	22
26	Marshall ■	3
38	Akron *	31

Nickname: Tigers
Colors: Blue & Gray
Stadium: Liberty Bowl
Capacity: 62,380; Year Built: 1965
AD: R.C. Johnson
SID: Bob Winn

MENLO
Atherton, CA 94027-4185III

Coach: Mark Kaanapu, Pacific (Ore.) 1990
Record: 5 Years, 21-27-0

2005 RESULTS (0-10)

30	McMurry	40
14	Humboldt St. ■	61
19	Whittier	27
20	Willamette	52
0	San Diego ■	56
0	Cal Lutheran ■	54
10	Whitworth	48
7	Linfield ■	38
24	Pacific Lutheran	48
52	Colorado Col.	58

Nickname: Oaks
Colors: Navy Blue & White
Stadium: Connor Field
Capacity: 1,000; Year Built: 1972
AD: Caitlin Collier
SID: Nicholas Enriquez

MERCHANT MARINE

Kings Point, NY 11024-1699III

Coach: Mike Toop, Merchant Marine 1977
Record: 5 Years, 20-29-0

2005 RESULTS (3-7)

13 Kean.....	21
26 Claremont-MS.....	33
29 Dickinson ■.....	26
21 WPI.....	28
17 Union (N.Y.) ■.....	23
9 Rochester ■.....	32
9 Hobart.....	27
0 Rensselaer.....	41
27 St. Lawrence ■.....	21
21 Coast Guard.....	5

Nickname: Mariners
Colors: Blue & Gray
Stadium: Capt. Tomb Field
Capacity: 5,840; Year Built: 1945
AD: Susan Petersen-Lubow
SID: Tyrone C. Broxton

MERCYHURST

Erie, PA 16546II

Coach: Marty Schaeztle, Bucknell 1983
Record: 4 Years, 13-30-0

2005 RESULTS (2-8)

26 Gannon.....	35
35 Northern Mich.....	40
20 Michigan Tech ■.....	24
7 Northwood ■.....	35
27 Ferris St.....	33
7 Ashland ■.....	45
14 Saginaw Valley.....	44
28 Indianapolis.....	24
21 Hillsdale ■.....	40
35 Findlay ■.....	21

Nickname: Lakers
Colors: Blue & Green
Stadium: Louis J. Tullio Field
Capacity: 2,300; Year Built: 1996
AD: Peter J. Russo
SID: John Leisering

MERRIMACK

North Andover, MA 01845.....II

Coach: Jim Murphy, Northeastern 1998
Record: 3 Years, 18-11-0

2005 RESULTS (4-6)

35 Mass.-Dartmouth.....	0
41 Bryant ■.....	40
28 Bentley ■.....	50
14 Southern Conn. St.....	62
21 American Int'l.....	28
19 St. Anselm ■.....	0
21 Assumption.....	24
45 Pace ■.....	14
7 C.W. Post.....	41
28 Stonehill ■.....	48

Nickname: Warriors
Colors: Navy Blue & Gold
Stadium: Warrior Field
Capacity: 2,000; Year Built: 1996
AD: Sean T. Frazier
SID: Aaron Todd

MESA ST.

Grand Junction, CO 81501II

Coach: Joe Ramunno, Wyoming 1984
Record: 8 Years, 48-43-0

2005 RESULTS (5-6)

20 Western Wash. ■.....	49
9 Humboldt St.....	28

12 Fort Lewis.....	31
64 N.M. Highlands ■.....	51
26 Western N.M. ■.....	7
20 Western St. ■.....	3
24 Chadron St.....	36
31 Adams St.....	34
22 Fort Hays St. ■.....	8
21 Colorado Mines ■.....	14
14 Neb.-Kearney.....	24

Nickname: Mavericks
Colors: Maroon, Gold & White
Stadium: Stocker
Capacity: 8,000; Year Built: 1949
AD: Jamie Hamilton
SID: Tish Elliott

METHODIST

Fayetteville, NC 28311-1420III

Coach: Jim Sypult, West Virginia 1967
Record: 14 Years, 73-66-0

2005 RESULTS (8-2)

28 Salisbury.....	48
42 Guilford.....	25
31 N.C. Wesleyan ■.....	20
55 Emory & Henry ■.....	21
29 Averett.....	28
37 Ferrum.....	42
35 Chris. Newport ■.....	28
28 Maryville (Tenn.).....	24
45 Greensboro.....	21
35 Shenandoah ■.....	0

Nickname: Monarchs
Colors: Green & Gold
Stadium: Monarch Field
Capacity: 1,500; Year Built: 1989
AD: Bob McEvoy
SID: Lee Glenn

MIAMI (FLA.)

Coral Gables, FL 33146IA

Coach: Larry Coker, Northeastern St. 1970
Record: 5 Years, 53-9-0

2005 RESULTS (9-3)

7 Florida St.....	10
36 Clemson.....	30
23 Colorado ■.....	3
27 South Fla. ■.....	7
52 Duke ■.....	7
34 Temple.....	3
34 North Carolina ■.....	16
27 Virginia Tech.....	7
47 Wake Forest.....	17
25 Virginia ■.....	17
10 Georgia Tech ■.....	14
3 LSU *.....	40

Nickname: Hurricanes
Colors: Orange, Green & White
Stadium: Orange Bowl
Capacity: 72,319; Year Built: 1935
AD: Paul T. Dee
SID: Rick Korch

MIAMI (OHIO)

Oxford, OH 45056IA

Coach: Shane Montgomery, North Carolina St. 1990
Record: 1 Year, 7-4-0

2005 RESULTS (7-4)

14 Ohio St.....	34
37 Central Mich. ■.....	38
27 Kent St.....	10
44 Cincinnati ■.....	16
27 Northern Ill.....	38
51 Akron ■.....	23
24 Eastern Mich.....	23
41 Temple.....	14

54 Buffalo ■.....	13
14 Bowling Green ■.....	42
38 Ohio.....	7

Nickname: RedHawks
Colors: Red & White
Stadium: Fred C. Yager
Capacity: 24,286; Year Built: 1983
AD: Brad Bates
SID: Vince Frieden

MICHIGAN

Ann Arbor, MI 48109-2201IA

Coach: Lloyd Carr, Northern Mich. 1968
Record: 11 Years, 102-33-0

2005 RESULTS (7-5)

33 Northern Ill. ■.....	17
10 Notre Dame ■.....	17
55 Eastern Mich. ■.....	0
20 Wisconsin.....	23
34 Michigan St.....	31
20 Minnesota ■.....	23
27 Penn St. ■.....	25
23 Iowa.....	20
33 Northwestern.....	17
41 Indiana ■.....	14
21 Ohio St. ■.....	25
28 Nebraska *.....	32

Nickname: Wolverines
Colors: Maize & Blue
Stadium: Michigan
Capacity: 107,501; Year Built: 1927
AD: William C. Martin
SID: David Ablauf

MICHIGAN ST.

East Lansing, MI 48824-1025IA

Coach: John L. Smith, Weber St. 1971
Record: 17 Years, 128-78-0

2005 RESULTS (5-6)

49 Kent St. ■.....	14
42 Hawaii ■.....	14
44 Notre Dame.....	41
61 Illinois.....	14
31 Michigan ■.....	34
24 Ohio St.....	35
14 Northwestern ■.....	49
46 Indiana ■.....	15
21 Purdue.....	28
18 Minnesota.....	41
22 Penn St. ■.....	31

Nickname: Spartans
Colors: Green & White
Stadium: Spartan
Capacity: 75,005; Year Built: 1957
AD: Ronald H. Mason
SID: John Lewandowski

MICHIGAN TECH

Houghton, MI 49931-1295II

Coach: Bernie Anderson, Northern Mich. 1978
Record: 19 Years, 91-97-0

2005 RESULTS (6-3)

42 Northern Mich.....	21
24 Indianapolis ■.....	6
24 Mercyhurst.....	20
17 Ashland ■.....	14
45 Gannon ■.....	17
14 Wayne St. (Mich.).....	25
21 Northwood.....	24
35 Ferris St. ■.....	19
10 Saginaw Valley.....	17

Nickname: Huskies
Colors: Silver, Gold & Black
Stadium: Sherman Field
Capacity: 3,000; Year Built: 1954
AD: Suzanne R. Sanregret
SID: Wes Frahm

MIDDLE TENN.

Murfreesboro, TN 37132.....I-A

Coach: Andy McCollum, Austin Peay 1981
Record: 7 Years, 34-45-0

2005 RESULTS (4-7)

7 Alabama.....	26
7 North Texas ■.....	14
7 Akron ■.....	17
17 Vanderbilt.....	15
35 Fla. Atlantic.....	14
10 La.-Lafayette ■.....	13
31 Florida Int'l.....	35
45 Arkansas St. ■.....	7
31 La.-Monroe ■.....	34
3 North Carolina St.....	24
17 Troy.....	7

Nickname: Blue Raiders
Colors: Royal Blue & White
Stadium: Johnny "Red" Floyd
Capacity: 31,000; Year Built: 1933
AD: Chris Massaro
SID: Mark Owens

MIDDLEBURY

Middlebury, VT 05753.....III

Coach: Bob Ritter, Middlebury 1982
Record: 5 Years, 19-21-0

2005 RESULTS (3-5)

21 Bowdoin.....	22
7 Colby ■.....	20
0 Amherst.....	15
18 Williams ■.....	39
41 Bates.....	7
0 Trinity (Conn.) ■.....	14
45 Hamilton ■.....	8
21 Tufts.....	16

Nickname: Panthers
Colors: Blue & White
Stadium: Alumni
Capacity: 3,500; Year Built: 1991
AD: Russell Reilly
SID: Brad Nadeau

MIDWESTERN ST.

Wichita Falls, TX 76308-2099II

Coach: Bill Maskill, Western Ky. 1970
Record: 6 Years, 41-22-0

2005 RESULTS (6-4)

49 Southwestern Okla. ■.....	0
25 Tex. A&M-Commerce.....	27
24 Southeastern Okla. ■.....	17
29 Angelo St.....	30
44 West Tex. A&M ■.....	47
7 Tarleton St.....	37
41 Tex. A&M-Kingsville ■.....	14
42 East Central ■.....	31
62 Eastern N.M.....	27
35 Abilene Christian ■.....	30

Nickname: Mustangs
Colors: Maroon & Gold
Stadium: Memorial
Capacity: 14,362; Year Built: 1976
AD: Kurt Portmann
SID: Andy Austin

MILES

Fairfield, AL 35064II

Coach: Wade Streeter, Southern U. 1990
Record: 5 Years, 28-25-0

2005 RESULTS (4-7)

23 Albany St. (Ga.) ■.....	24
2 Clark Atlanta.....	21

7 Tuskegee ■.....	36
14 Tusculum ■.....	20
13 Stillman *.....	10
17 Fort Valley St.....	20
28 Lane ■.....	14
30 Lincoln (Mo.).....	0
27 Kentucky St.....	30
16 Benedict ■.....	17
34 Morehouse *.....	24

Nickname: Golden Bears
Colors: Purple & Gold
Stadium: Albert J. Sloan-Alumni
Capacity: 8,500; Year Built: 2000
AD: Augustus James
SID: Willie K. Patterson Jr.

MILLERSVILLE

Millersville, PA 17551-0302.....II

Coach: Joe Trainer, Dickinson 1990
Record: 1 Year, 5-6-0

2005 RESULTS (5-6)

28 Indiana (Pa.).....	9
21 Glenville St. ■.....	20
6 Delaware.....	38
17 Shippensburg.....	23
13 East Stroudsburg ■.....	17
31 Cheyney.....	7
7 West Chester ■.....	27
15 Slippery Rock.....	21
23 Kutztown.....	20
31 Mansfield ■.....	14
28 Bloomsburg.....	42

Nickname: Marauders
Colors: Black & Gold
Stadium: Biemesderfer
Capacity: 6,500; Year Built: 1970
AD: Daniel N. Audette
SID: Luke Stillson (Interim)

MILLIKIN

Decatur, IL 62522-2084III

Coach: Doug Neibuhr, Millikin 1974
Record: 17 Years, 113-53-1

2005 RESULTS (5-5)

34 Wartburg ■.....	7
31 Franklin.....	24
21 Albion ■.....	20
7 Carthage ■.....	19
35 Wheaton (Ill.).....	41
31 North Park ■.....	24
0 Augustana (Ill.) ■.....	23
14 North Central (Ill.).....	52
35 Elmhurst ■.....	45
29 Ill. Wesleyan.....	27

Nickname: Big Blue
Colors: Royal Blue & White
Stadium: Frank M. Lindsay Field
Capacity: 4,000; Year Built: 1987
AD: Lori Kerans
SID: Julie Farr

MILLSAPS

Jackson, MS 39210III

Coach: David Saunders, Auburn 1982
Record: 3 Years, 7-21-0

2005 RESULTS (2-7)

24 Concordia-Selma ■.....	23
13 Belhaven ■.....	30
27 Huntingdon.....	49
10 Centre.....	38
21 Rose-Hulman ■.....	35
14 DePauw.....	51
16 Sewanee ■.....	19
30 Rhodes ■.....	29
0 Trinity (Tex.).....	41

Nickname: Majors
Colors: Purple & White
Stadium: Harper Davis Field
Capacity: 5,300; Year Built: 1920
AD: Ron Jurney
SID: Brian Emory

MINNESOTA

Minneapolis, MN 55455I-A

Coach: Glen Mason, Ohio St. 1972
Record: 20 Years, 117-114-1

2005 RESULTS (7-5)

41 Tulsa.....	10
56 Colorado St. ■.....	24
46 Fla. Atlantic ■.....	7
42 Purdue ■.....	35
14 Penn St.....	44
23 Michigan.....	20
34 Wisconsin ■.....	38
31 Ohio St. ■.....	45
42 Indiana.....	21
41 Michigan St. ■.....	18
28 Iowa.....	52
31 Virginia *.....	34

Nickname: Golden Gophers
Colors: Maroon & Gold
Stadium: Metrodome
Capacity: 63,669; Year Built: 1982
AD: Joel Maturi
SID: Shane Sandersfeld

MINN.-CROOKSTON

Crookston, MN 56716-5001II

Coach: Shannon Stassen, Valley City St. 1995
Record: 4 Years, 5-37-0

2005 RESULTS (1-10)

0 South Dakota ■.....	77
7 St. Cloud St. ■.....	53
7 Upper Iowa ■.....	27
0 Augustana (S.D.).....	47
14 Wayne St. (Neb.) ■.....	45
0 Winona St.....	73
13 Concordia-St. Paul.....	73
14 Bemidji St. ■.....	40
26 Southwest Minn. St. ■.....	49
13 Northern St.....	64
34 Minn. St. Moorhead *.....	14

Nickname: Golden Eagle
Colors: Maroon & Gold
Stadium: Ed Widseth Field
Capacity: 3,000; Year Built: 1966
AD: Stephanie Helgeson
SID: Mitch Bakken

MINN. DULUTH

Duluth, MN 55812-2496II

Coach: Kyle Schweigert, Jamestown 1985
Record: 2 Years, 12-11-0

2005 RESULTS (8-4)

28 Chadron St.....	17
31 Concordia-St. Paul ■.....	10
14 UNI.....	49
55 Minn. St. Moorhead ■.....	7
18 Upper Iowa.....	7
28 Minn. St. Mankato.....	23
38 Neb.-Omaha ■.....	35
10 North Dakota ■.....	33
23 Augustana (S.D.).....	26
56 South Dakota ■.....	43
45 St. Cloud St.....	28
12 North Dakota.....	23

Nickname: Bulldogs
Colors: Maroon & Gold
Stadium: Griggs Field
Capacity: 4,000; Year Built: 1966
AD: Robert Nielson
SID: Bob Nygaard

MINN.-MORRIS

(Reclassifying to Div. III)

Morris, MN 56267III

Coach: Ken Crandall, Fort Hays St. 1990
Record: 8 Years, 15-70-0

2005 RESULTS (4-6)

8	Maryville (Mo.) ■	20
8	Hamline ■	24
20	Westminster (Mo.) ■	21
50	Trinity Bible (N.D.)	0
30	Blackburn	14
8	Martin Luther	16
12	Northwestern (Minn.) ■	48
34	Crown (Minn.) ■	28
48	Maranatha Baptist *	18
10	Concordia-M'head *	47

Nickname: Cougars
Colors: Maroon & Gold
Stadium: UMM Field
Capacity: 5,000
AD: Mark Fohl
SID: Brian Curtis

MINN. ST. MANKATO

Mankato, MN 56001II

Coach: Jeff Jamrog, Nebraska 1987
Record: 2 Years, 8-14-0

2005 RESULTS (2-9)

21	Northwest Mo. St. ■	24
63	Okla. Panhandle ■	7
23	Bemidji St.	28
21	Concordia-St. Paul	35
14	St. Cloud St. ■	18
23	Minn. Duluth ■	28
14	South Dakota	35
38	Upper Iowa	0
7	North Dakota ■	26
24	Augustana (S.D.)	25
14	Neb.-Omaha	42

Nickname: Mavericks
Colors: Purple & Gold
Stadium: Blakeslee
Capacity: 7,000; Year Built: 1962
AD: Kevin Buisman
SID: Paul Allan

MINN. ST. MOORHEAD

Moorhead, MN 56563-2996II

Coach: Ralph Micheli, Macalester 1970
Record: 13 Years, 57-76-2

2005 RESULTS (1-9)

12	Concordia-M'head	29
10	South Dakota	56
7	Minn. Duluth	55
12	Northern St. ■	17
0	Wayne St. (Neb.)	33
37	Southwest Minn. St. ■	16
20	Concordia-St. Paul ■	48
7	Winona St.	54
13	Bemidji St.	27
14	Minn.-Crookston *	34

Nickname: Dragons
Colors: Scarlet & White
Stadium: Alex Nemzek
Capacity: 5,000; Year Built: 1960
AD: Alfonso Scandrett Jr.
SID: Larry Scott

MISSISSIPPI

University, MS 38677-1848I-A

Coach: Ed Orgeron, Northwestern St. 1984
Record: 1 Year, 3-8-0

2005 RESULTS (3-8)

10	Memphis	6
23	Vanderbilt	31

14	Wyoming ■	24
10	Tennessee	27
27	Citadel ■	7
10	Alabama ■	13
13	Kentucky ■	7
3	Auburn	27
17	Arkansas ■	28
7	LSU ■	40
14	Mississippi St.	35

Nickname: Rebels
Colors: Cardinal Red & Navy Blue
Stadium: Vaught-Hemingway
Capacity: 60,580; Year Built: 1915
AD: Pete Boone
SID: Langston Rogers

MISSISSIPPI COL.

Clinton, MS 39058III

Coach: Norman Joseph, Mississippi St. 1977
Record: 5 Years, 23-28-0

2005 RESULTS (2-8)

17	Sul Ross St.	36
0	Hardin-Simmons ■	14
0	Mary Hardin-Baylor	61
14	McMurry ■	24
35	Austin	19
22	Texas Lutheran ■	27
28	Louisiana Col.	42
28	East Tex. Baptist	29
45	Howard Payne ■	51
52	Belhaven ■	16

Nickname: Choctaws
Colors: Blue & Gold
Stadium: Robinson-Hale
Capacity: 8,500; Year Built: 1985
AD: Mike Jones
SID: Chris Brooks

MISSISSIPPI ST.

Mississippi State, MS 39762-5509I-A

Coach: Sylvester Croom, Alabama 1975
Record: 2 Years, 6-16-0

2005 RESULTS (3-8)

38	Murray St. ■	6
0	Auburn	28
21	Tulane	14
10	Georgia ■	23
7	LSU ■	37
9	Florida	35
16	Houston ■	28
7	Kentucky	13
0	Alabama ■	17
10	Arkansas *	44
35	Mississippi ■	14

Nickname: Bulldogs
Colors: Maroon & White
Stadium: Davis Wade Stadium at Scott Field
Capacity: 55,082; Year Built: 1914
AD: Larry Templeton
SID: Mike Nemeth

MISSISSIPPI VAL.

Ita Bena, MS 38941-1400I-AA

Coach: Willie Totten, Mississippi Val. 1986
Record: 4 Years, 16-28-0

2005 RESULTS (6-5)

30	Ark.-Pine Bluff *	17
31	Southern U. ■	28
13	Alabama A&M	27
14	Jackson St. ■	33
22	Grambling	37
62	Paul Quinn	0
35	Texas Southern ■	28
58	Prairie View	13
36	Alcorn St.	38

38	Alabama St. ■	33
21	Southeastern La. ■	38

Nickname: Delta Devils
Colors: Forest Green & White
Stadium: Chuck Prophet Field at Rice-Totten Stadium
Capacity: 10,500; Year Built: 1958
AD: Lonza C. Hardy
SID: Roderick Mosley

MISSOURI

Columbia, MO 65211-1050I-A

Coach: Gary Pinkel, Kent St. 1975
Record: 15 Years, 102-67-3

2005 RESULTS (7-5)

44	Arkansas St. *	17
35	New Mexico ■	45
52	Troy ■	21
20	Texas ■	51
38	Oklahoma St.	31
27	Iowa St. ■	24
41	Nebraska ■	24
3	Kansas	13
12	Colorado	41
31	Baylor ■	16
28	Kansas St.	36
38	South Carolina *	31

Nickname: Tigers
Colors: Old Gold & Black
Stadium: Memorial/Faurot Field
Capacity: 68,349; Year Built: 1926
AD: Michael F. Alden
SID: Chad Moller

MO.-ROLLA

Rolla, MO 65409-0740II

Coach: Kirby Cannon, Missouri St. 1981
Record: 7 Years, 14-63-0

2005 RESULTS (7-4)

26	Upper Iowa	18
43	Central Methodist ■	18
22	Wayne St. (Neb.) ■	21
34	Peru St. ■	0
23	St. Joseph's (Ind.)	28
38	Southwest Baptist ■	40
20	Southwestern Okla. ■	9
28	South Dakota St.	64
45	Austin Peay	3
55	Morehead St. ■	56
45	Butler	28

Nickname: Miners
Colors: Silver & Gold
Stadium: Allgood-Bailey
Capacity: 8,000; Year Built: 1967
AD: Mark Mullin
SID: John Kean

MO. SOUTHERN ST.

Joplin, MO 64801-1595II

Coach: Keeth Matheny, Florida 1993
Record: 1 Year, 1-4-0

2005 RESULTS (3-7)

38	Ouachita Baptist	21
27	Harding	45
42	Southwest Baptist ■	7
20	Pittsburg St. ■	49
13	Northwest Mo. St.	38
41	Truman ■	17
6	Mo. Western St.	39
24	Central Mo. St.	27
35	Washburn	49
21	Emporia St. ■	22

Nickname: Lions
Colors: Green & Gold
Stadium: Fred G. Hughes
Capacity: 7,000; Year Built: 1975
AD: Sallie Beard
SID: J.R. Bewle

MISSOURI ST.
Springfield, MO 65897.....I-AA

Coach: Randy Ball, Truman 1973
Record: 16 Years, 98-83-1

2005 RESULTS (4-6)

17	Arkansas49
51	Quincy14
45	Southeast Mo. St.21
23	Southern Ill.30
24	UNI21
28	Western Ky.37
7	Youngstown St.31
31	Indiana St.27
23	Illinois St.48
24	Western Ill.34

Nickname: Bears
Colors: Maroon & White
Stadium: Plaster Field
Capacity: 16,300; Year Built: 1941
AD: Bill Rowe Jr.
SID: Mark Stillwell

MO. WESTERN ST.
St. Joseph, MO 64507II

Coach: Jerry Partridge, Mo. Western St. 1985
Record: 9 Years, 62-40-0

2005 RESULTS (9-3)

26	Central Okla.7
36	Chadron St.24
30	Pittsburg St.48
21	Northwest Mo. St.31
24	Truman2
13	Central Mo. St.10
39	Mo. Southern St.6
21	Emporia St.14
43	Southwest Baptist17
28	St. Cloud St.31
28	Washburn21
35	Concordia-St. Paul *23

Nickname: Griffons
Colors: Black & Gold
Stadium: Spratt
Capacity: 6,000; Year Built: 1979
AD: Mark Linder
SID: Brett King

MONMOUTH
West Long Branch, NJ 07764.....I-AA

Coach: Kevin Callahan, Rochester 1977
Record: 13 Years, 75-54-0

2005 RESULTS (6-4)

26	Lehigh54
65	La Salle27
16	California (Pa.)15
36	Stony Brook7
45	Sacred Heart14
20	Wagner26
14	Robert Morris0
13	Central Conn. St.15
15	St. Francis (Pa.)19
16	Albany (N.Y.)13

Nickname: Hawks
Colors: Midnight Blue & White
Stadium: Kessler Field
Capacity: 4,600; Year Built: 1993
AD: Marilyn A. McNeil
SID: Thomas Dick

MONMOUTH (ILL.)
Monmouth, IL 61462-1998.....III

Coach: Steve Bell, Bemidji St. 1991
Record: 6 Years, 43-18-0

2005 RESULTS (10-1)

40	Concordia (Wis.)26
48	Ripon34
28	St. Norbert20

56	Beloit30
34	Lake Forest0
69	Grinnell14
41	Lawrence13
45	Illinois Col.0
35	Carroll (Wis.)27
48	Knox0
3	St. John's (Minn.)62

Nickname: Fighting Scots
Colors: Red & White
Stadium: Bobby Woll Field
Capacity: 3,000; Year Built: 1981
AD: Terry L. Glasgow
SID: Barry McNamara/Dan Nolan

MONTANA
Missoula, MT 59812-1291I-AA

Coach: Bobby Hauck, Montana 1988
Record: 3 Years, 29-23-0

2005 RESULTS (8-4)

55	Fort Lewis0
14	Oregon47
7	South Dakota St.0
24	Weber St.19
32	Idaho St.10
20	Eastern Wash.34
36	Cal Poly27
37	Portland St.16
23	Northern Ariz.0
31	Sacramento St.14
6	Montana St.16
21	Cal Poly35

Nickname: Grizzlies
Colors: Maroon & Silver
Stadium: Washington-Grizzly
Capacity: 23,009; Year Built: 1986
AD: Jim O'Day
SID: Dave Guffey

MONTANA ST.
Bozeman, MT 59717-3380I-AA

Coach: Mike Kramer, Idaho 1977
Record: 12 Years, 69-70-0

2005 RESULTS (7-4)

10	Oklahoma St.15
42	Stephen F. Austin6
10	Cal Poly38
20	North Dakota St.17
30	Idaho St.28
27	Weber St.24
41	Portland St.44
29	Northern Ariz.22
37	Sacramento St.16
14	Eastern Wash.35
16	Montana6

Nickname: Bobcats
Colors: Blue & Gold
Stadium: Bobcat
Capacity: 13,000; Year Built: 1973
AD: Peter Fields
SID: Bill Lamberty

MONTCLAIR ST.
Montclair, NJ 07043III

Coach: Rick Giancola, Rowan 1968
Record: 23 Years, 157-77-2

2005 RESULTS (5-5)

14	Iona21
14	Frostburg St.17
31	Salisbury27
14	Cortland St.39
3	Kean0
26	Wm. Paterson16
36	Western Conn. St.13
21	TCNJ14

14	Rowan31
18	Widener27

Nickname: Red Hawks
Colors: Scarlet & White
Stadium: Sprague
Capacity: 6,000; Year Built: 1934
AD: Holly P. Gera
SID: Mike Scala

MORAVIAN
Bethlehem, PA 18018-6650III

Coach: Scot Dapp, West Chester 1973
Record: 19 Years, 117-78-1

2005 RESULTS (7-4)

22	Delaware Valley31
22	Susquehanna10
29	King's (Pa.)18
49	Juniata14
24	Widener34
41	FDU-Florham17
17	Wilkes27
13	Lycoming17
38	Lebanon Valley35
24	Muhlenberg19
14	Frostburg St.7

Nickname: Greyhounds
Colors: Blue & Grey
Stadium: Rocco Calvo Field at Steel Field Complex
Capacity: 2,200; Year Built: 1932
AD: Paul R. Moyer
SID: Mark Fleming

MOREHEAD ST.
Morehead, KY 40351-1689I-AA

Coach: Matt Ballard, Gardner-Webb 1979
Record: 18 Years, 106-82-1

2005 RESULTS (8-4)

26	St. Francis (Pa.)25
35	Newberry33
48	Valparaiso7
7	Dayton42
58	Butler10
31	Jacksonville12
44	Austin Peay12
31	Davidson13
14	Tiffin17
56	Mo. Rolla55
17	Ga. Southern63
40	San Diego47

Nickname: Eagles
Colors: Blue & Gold
Stadium: Jayne
Capacity: 10,000; Year Built: 1964
AD: Brian Hutchinson
SID: Randy Stacy

MOREHOUSE
Atlanta, GA 30314II

Coach: Terry Beauford, Florida A&M 1995
Record: 1 Year, 3-7-0

2005 RESULTS (3-7)

20	Benedict17
17	Fort Valley St.24
14	Stillman35
50	Edward Waters *28
22	Kentucky St.31
24	Tuskegee *34
52	Lane37
21	Clark Atlanta27
13	Albany St. (Ga.)37
24	Miles *34

Nickname: Maroon Tigers
Colors: Maroon & White
Stadium: B.T. Harvey
Capacity: 9,850; Year Built: 1983
AD: Andre' Pattillo
SID: Yusuf Davis

MORGAN ST.

Baltimore, MD 21251IAA

Coach: Donald Hill-Eley, Virginia Union 1991
Record: 4 Years, 20-25-0

2005 RESULTS (2-9)

26 Towson	29
21 Bowie St. ■	35
55 Savannah St. *	26
14 Hampton *	44
26 Bethune-Cookman	44
33 N.C. A&T ■	40
7 Howard ■	0
14 Delaware St.	41
16 Florida A&M ■	27
21 Norfolk St. ■	24
15 South Carolina St.	65

Nickname: Bears
Colors: Blue & Orange
Stadium: Hughes
Capacity: 10,000; Year Built: 1934
AD: Floyd Kerr
SID: Leonard Haynes

MOUNT IDA

Newton, MA 02459-3323III

Coach: Edward Sweeney, C.W. Post 1971
Record: 21 Years, 106-99-4

2005 RESULTS (1-9)

39 Norwich	42
13 Maine Maritime ■	21
0 St. John Fisher ■	59
65 Becker ■	49
14 Husson	62
12 Utica ■	42
12 Hartwick	50
0 Wm. Paterson ■	38
20 Plymouth St.	31
7 Western Conn. St. ■	40

Nickname: Mustangs
Colors: Green & White
Stadium: Athletic Stadium at Mount Ida
Capacity: 500
AD: Jacqueline Palmer
SID: Kara McGillicuddy

MT. ST. JOSEPH

Cincinnati, OH 45233-1670III

Coach: Rod Huber, Cincinnati 1989
Record: 6 Years, 32-30-0

2005 RESULTS (9-2)

21 Wilmington (Ohio)	18
49 Rose-Hulman	7
42 Kalamazoo ■	0
35 Hanover ■	41
41 Franklin ■	20
28 Manchester	7
40 Defiance ■	19
56 Bluffton	14
17 Anderson (Ind.)	7
31 Thomas More ■	7
6 Mount Union	49

Nickname: Lions
Colors: Blue & Gold
Stadium: East Athletic Complex
Capacity: 2,400; Year Built: 2004
AD: Steven F. Radcliffe
SID: Dane Neumeister

MOUNT UNION

Alliance, OH 44601III

Coach: Larry Kehres, Mount Union 1971
Record: 20 Years, 231-20-3

2005 RESULTS (14-1)

33 Washington-St. Louis ■	7
70 John Carroll	0

55 Otterbein ■	7
42 Capital ■	24
41 Wilmington (Ohio)	6
59 Marietta	7
14 Ohio Northern ■	21
17 Baldwin-Wallace ■	3
45 Muskingum	0
63 Heidelberg	0
49 Mt. St. Joseph ■	6
44 Augustana (Ill.) ■	7
34 Capital ■	31
19 Rowan ■	7
35 Wis.-Whitewater *	28

Nickname: Purple Raiders
Colors: Purple & White
Stadium: Mount Union
Capacity: 5,800; Year Built: 1915
AD: Larry Kehres
SID: Michael DeMatteis

MUHLENBERG

Allentown, PA 18104-5586III

Coach: Mike Donnelly, Ithaca 1975
Record: 9 Years, 56-39-0

2005 RESULTS (3-7)

30 TCNJ	13
14 Union (N.Y.) ■	22
6 Grove City	16
9 Frank. & Marsh.	15
20 Dickinson ■	2
21 Ursinus	14
10 Johns Hopkins ■	13
3 Gettysburg	10
6 McDaniel ■	13
19 Moravian ■	24

Nickname: Mules
Colors: Cardinal & Grey
Stadium: Scotty Wood
Capacity: 3,000; Year Built: 1998
AD: Samuel T. Beidleman
SID: Mike Falk

MURRAY ST.

Murray, KY 42071-3318IAA

Coach: Joe Pannunzio, Colorado St.-Pueblo 1982
Record: 6 Years, 30-37-0

2005 RESULTS (2-9)

6 Mississippi St.	38
27 Indiana St. ■	15
0 Illinois St.	42
21 Tennessee Tech	42
23 Jacksonville St. ■	28
23 Samford	27
28 Eastern Ill. ■	35
21 Southeast Mo. St.	52
7 Eastern Ky. ■	43
42 Austin Peay ■	6
20 Tenn.-Martin	49

Nickname: Racers
Colors: Navy & Gold
Stadium: Stewart
Capacity: 16,800; Year Built: 1973
AD: Allen Ward
SID: Dave Winder

MUSKINGUM

New Concord, OH 43762III

Coach: Jeff Heacock, Muskingum 1976
Record: 25 Years, 107-136-4

2005 RESULTS (2-8)

10 Wooster ■	13
3 Wilmington (Ohio)	14
10 Ohio Northern ■	34
16 Baldwin-Wallace ■	10
0 John Carroll	34

13 Capital ■	30
17 Marietta	18
49 Heidelberg	9
0 Mount Union ■	45
9 Otterbein ■	13

Nickname: Fighting Muskies
Colors: Black & Magenta
Stadium: McConagha
Capacity: 5,000; Year Built: 1925
AD: Larry Shank
SID: Tom Caudill

NAVY

Annapolis, MD 21402-5000IA

Coach: Paul Johnson, Western Caro. 1979
Record: 9 Years, 90-31-0

2005 RESULTS (8-4)

20 Maryland *	23
38 Stanford ■	41
41 Rice	9
28 Duke	21
27 Air Force ■	24
34 Kent St. ■	31
21 Rutgers	31
49 Tulane ■	21
21 Notre Dame	42
38 Temple ■	17
42 Army *	23
51 Colorado St. *	30

Nickname: Midshipmen
Colors: Navy Blue & Gold
Stadium: Navy-Marine Corps Memorial
Capacity: 34,000; Year Built: 1959
AD: Chester S. Gladchuk
SID: Scott Strasemeier

NEBRASKA

Lincoln, NE 68508IA

Coach: Bill Callahan, Benedictine (Ill.) 1978
Record: 2 Years, 13-10-0

2005 RESULTS (8-4)

25 Maine ■	7
31 Wake Forest ■	3
7 Pittsburgh ■	6
27 Iowa St. ■	20
31 Texas Tech ■	34
23 Baylor	14
24 Missouri	41
24 Oklahoma ■	31
15 Kansas	40
27 Kansas St. ■	25
30 Colorado	3
32 Michigan *	28

Nickname: Cornhuskers, Huskers
Colors: Scarlet & Cream
Stadium: Memorial
Capacity: 73,918; Year Built: 1923
AD: Steven C. Pederson
SID: Keith Mann

NEB.-KEARNEY

Kearney, NE 68849II

Coach: Darrell Morris, Northwest Mo. St. 1983
Record: 6 Years, 43-21-0

2005 RESULTS (9-3)

17 Neb.-Omaha ■	41
45 Wayne St. (Neb.)	7
45 Northern St. ■	10
37 Western St.	12
59 N.M. Highlands	21
61 Adams St. ■	24
35 Colorado Mines	24
20 Chadron St. ■	14
22 Fort Lewis ■	28

54 Fort Hays St.	20
24 Mesa St. ■	14
20 Pittsburg St. ■	49

Nickname: Antelopes, Lopers
 Colors: Royal Blue & Light Old Gold
 Stadium: Foster Field
 Capacity: 5,100; Year Built: 1929
 AD: Jon McBride
 SID: Peter Yazvac

NEB.-OMAHA

Omaha, NE 68182ll

Coach: Pat Behrms, Dakota St. 1972
 Record: 18 Years, 122-76-0

2005 RESULTS (8-3)

41 Neb.-Kearney	17
28 Northwest Mo. St. ■	23
28 Central Wash. ■	21
14 South Dakota	59
71 Okla. Panhandle ■	0
35 Minn. Duluth	38
50 Augustana (S.D.) ■	24
38 St. Cloud St. ■	21
20 North Dakota	19
42 Minn. St. Mankato ■	14
21 Saginaw Valley ■	24

Nickname: Mavericks
 Colors: Black & Crimson
 Stadium: Al F. Caniglia Field
 Capacity: 9,500; Year Built: 1949
 AD: David Herbst
 SID: Gary Anderson

NEB. WESLEYAN

Lincoln, NE 68504-2796lll

Coach: Brian Keller, Neb. Wesleyan 1983
 Record: 10 Years, 53-48-0

2005 RESULTS (5-5)

24 Briar Cliff	10
27 Dana ■	19
30 Midland Lutheran	14
38 Northwestern (Iowa) ■	41
0 Morningside	43
19 Doane ■	12
28 Dakota Wesleyan	21
7 Sioux Falls ■	41
14 Concordia (Neb.)	28
20 Hastings ■	27

Nickname: Prairie Wolves
 Colors: Gold, Brown & Black
 Stadium: Abel
 Capacity: 2,250; Year Built: 1986
 AD: Ira Zeff
 SID: Karl Skinner

NEVADA

Reno, NV 89557I-A

Coach: Chris Ault, Nevada 1968
 Record: 21 Years, 177-73-1

2005 RESULTS (9-3)

21 Washington St. ■	55
22 UNLV ■	14
21 Colorado St.	42
30 San Jose St.	23
62 Idaho ■	14
37 Louisiana Tech ■	27
14 Boise St.	49
38 Hawaii ■	28
48 New Mexico St.	24
30 Utah St.	24
38 Fresno St. ■	35
49 UCF *	48

Nickname: Wolf Pack
 Colors: Silver & Blue
 Stadium: Mackay
 Capacity: 31,900; Year Built: 1966
 AD: Cary Groth
 SID: Jamie Klund

UNLV

Las Vegas, NV 89154I-A

Coach: Mike Sanford, Southern California 1978
 Record: 1 Year, 2-9-0

2005 RESULTS (2-9)

22 New Mexico	24
34 Idaho ■	31
14 Nevada	22
24 Utah St.	31
17 Wyoming	42
13 San Diego St. ■	10
7 Air Force	42
32 Utah ■	42
14 Brigham Young ■	55
3 TCU	51
27 Colorado St. ■	31

Nickname: Runnin' Rebels
 Colors: Scarlet & Gray
 Stadium: Sam Boyd
 Capacity: 36,800; Year Built: 1971
 AD: Mike Hamrick
 SID: Mark Wallington

NEW HAMPSHIRE

Durham, NH 03824I-AA

Coach: Sean McDonnell, New Hampshire 1978
 Record: 7 Years, 44-38-0

2005 RESULTS (11-2)

17 UC Davis	13
62 Towson	21
49 Dartmouth ■	20
45 Villanova ■	17
10 William & Mary	42
53 Rhode Island ■	9
52 Northeastern ■	21
34 Massachusetts	28
29 Hofstra	26
56 Iona ■	0
59 Maine ■	47
55 Colgate ■	21
21 UNI ■	24

Nickname: Wildcats
 Colors: Blue & White
 Stadium: Cowell
 Capacity: 6,500; Year Built: 1936
 AD: Marty Scarano
 SID: Scott Stapin

TCNJ

Ewing, NJ 08628-0718lll

Coach: Eric Hamilton, TCNJ 1975
 Record: 29 Years, 175-109-6

2005 RESULTS (3-7)

13 Muhlenberg ■	30
14 Cortland St. ■	30
42 FDU-Florham ■	20
20 Rowan	30
13 Wm. Paterson	7
17 Western Conn. St.	30
21 La Salle ■	16
14 Montclair St. ■	21
0 Brockport St. ■	27
14 Kean	21

Nickname: Lions
 Colors: Blue & Gold
 Stadium: Lions' Stadium
 Capacity: 6,000; Year Built: 1984
 AD: Kevin A. McHugh
 SID: Ann King

NEW MEXICO

Albuquerque, NM 87131I-A

Coach: Rocky Long, New Mexico 1974
 Record: 8 Years, 46-50-0

2005 RESULTS (6-5)

24 UNLV ■	22
45 Missouri	35
38 New Mexico St. ■	21
13 UTEP	21
28 TCU	49
24 Brigham Young ■	27
27 Wyoming	24
47 San Diego St.	24
25 Colorado St. ■	35
31 Utah	27
24 Air Force ■	42

Nickname: Lobos
 Colors: Cherry & Silver
 Stadium: University
 Capacity: 38,634; Year Built: 1960
 AD: Rudy Davalos
 SID: Greg Remington

N.M. HIGHLANDS

Las Vegas, NM 87701ll

Coach: John Fassel, Weber St. 1998
 Record: 2 Years, 4-18-0

2005 RESULTS (1-10)

21 West Tex. A&M ■	90
21 Western N.M.	24
14 Fort Hays St. ■	21
51 Mesa St.	64
21 Neb.-Kearney ■	59
26 Northwestern Okla.	24
18 Adams St.	50
20 Western St. ■	24
37 Colorado Mines ■	45
14 Chadron St.	44
31 Fort Lewis	38

Nickname: Cowboys
 Colors: Purple & White
 Stadium: Perkins
 Capacity: 3,500; Year Built: 1930
 AD: Ben Santistevan
 SID: Tim Gotto

NEW MEXICO ST.

Las Cruces, NM 88003I-A

Coach: Hal Mumme, Tarleton St. 1975
 Record: 15 Years, 97-76-1

2005 RESULTS (0-12)

17 UTEP ■	34
0 Colorado	39
21 New Mexico	38
13 California ■	41
14 Louisiana Tech	34
7 Fresno St. ■	37
28 Hawaii	49
37 Idaho ■	38
6 Boise St.	56
24 Nevada ■	48
10 San Jose St.	27
21 Utah St. ■	24

Nickname: Aggies
 Colors: Crimson & White
 Stadium: Aggie Memorial
 Capacity: 30,343; Year Built: 1978
 AD: McKinley Boston Jr.
 SID: Tyler Dunkel

NEWBERRY

Newberry, SC 29108ll

Coach: Zak Willis, Furman 1990
 Record: 3 Years, 12-17-0

2005 RESULTS (5-4)

55 Virginia Union ■	7
33 Morehead St.	35

24	Lenoir-Rhyne ■	27
28	Carson-Newman ■	41
20	Tusculum	15
43	Catawba	37
34	Wingate ■	31
28	Mars Hill	10
7	Presbyterian ■	38

Nickname: Indians
 Colors: Scarlet & Gray
 Stadium: Setzler Field
 Capacity: 4,000; Year Built: 1930
 AD: Andy Carter
 SID: Scott McCain

NICHOLLS ST.

Thibodaux, LA 70310 I-AA

Coach: Jay Thomas, Southern Miss. 1988
 Record: 2 Years, 11-9-0

2005 RESULTS (6-4)

31	Indiana	35
54	Cheyney ■	0
13	North Dakota St.	26
21	Stephen F. Austin	27
37	Sam Houston St. ■	17
32	Texas St. ■	29
31	Northwestern St.	24
38	Southeastern La.	28
39	McNeese St. ■	26
12	Furman	14

Nickname: Colonels
 Colors: Red & Gray
 Stadium: John L. Guidry
 Capacity: 12,800; Year Built: 1972
 AD: Robert J. Bernardi
 SID: Bobby Galinsky

NICHOLS

Dudley, MA 01571-5000 III

Coach: Bill Carven, Nichols 1994
 Record: 7 Years, 34-33-0

2005 RESULTS (0-9)

18	Bridgewater St.	42
14	Westfield St. ■	16
13	Salve Regina	23
13	Maine Maritime	38
7	Mass.-Dartmouth ■	28
7	Curry ■	41
21	MIT	34
0	Endicott ■	29
7	Western New Eng.	30

Nickname: Bison
 Colors: Green & White
 Stadium: Bison Bowl
 Capacity: 3,000; Year Built: 1961
 AD: Charlyn Robert
 SID: Mike Serijan

NORFOLK ST.

Norfolk, VA 23504 I-AA

Coach: Pete Adrian, West Virginia 1970
 Record: 8 Years, 40-44-1

2005 RESULTS (4-7)

6	Virginia St. ■	34
14	N.C. A&T	16
61	Bethune-Cookman ■	63
58	Savannah St.	29
21	South Carolina St. ■	35
14	Hampton ■	55
17	Florida A&M	31
26	Howard ■	7
24	Morgan St.	21
17	Delaware St.	38
34	Liberty ■	17

Nickname: Spartans
 Colors: Green & Gold
 Stadium: Price
 Capacity: 30,000; Year Built: 1997
 AD: Marty L. Miller
 SID: Matt Michalec

NORTH ALA.

Florence, AL 35632-0001 II

Coach: Mark Hudspeth, Delta St. 1992
 Record: 4 Years, 33-16-0

2005 RESULTS (11-3)

33	Tusculum ■	7
42	Ark.-Monticello	0
56	Delta St. ■	21
35	Harding ■	6
26	Central Ark.	29
31	Southern Ark.	21
38	Henderson St. ■	10
23	Valdosta St.	26
20	West Ga.	19
76	West Ala. ■	14
40	Valdosta St.	13
24	N.C. Central	21
41	Central Ark.	38
24	Northwest Mo. St. ■	25

Nickname: Lions
 Colors: Purple & Gold
 Stadium: Braly
 Capacity: 14,215; Year Built: 1940
 AD: Joel W. Erdmann
 SID: Jeff Hodges

NORTH CAROLINA

Chapel Hill, NC 27515 I-A

Coach: John Bunting, North Carolina 1972
 Record: 10 Years, 62-50-2

2005 RESULTS (5-6)

21	Georgia Tech	27
5	Wisconsin ■	14
31	North Carolina St.	24
31	Utah ■	17
14	Louisville	69
7	Virginia ■	5
16	Miami (Fla.)	34
16	Boston College ■	14
30	Maryland ■	33
24	Duke ■	21
3	Virginia Tech	30

Nickname: Tar Heels
 Colors: Carolina Blue & White
 Stadium: Kenan Memorial
 Capacity: 60,000; Year Built: 1927
 AD: Richard Baddour
 SID: Steve Kirschner

N.C. A&T

Greensboro, NC 27411 I-AA

Coach: George Small, N.C. A&T 1979
 Record: 9 Years, 49-53-0

2005 RESULTS (3-8)

22	N.C. Central *	23
16	Norfolk St. ■	14
14	Hampton ■	31
9	Elon	12
16	Tennessee St. *	3
40	Morgan St.	33
13	Delaware St. ■	23
0	Howard	16
17	Bethune-Cookman ■	54
14	Florida A&M	24
27	South Carolina St. *	43

Nickname: Aggies
 Colors: Blue & Gold

Stadium: Aggie
 Capacity: 21,500; Year Built: 1981
 AD: Dee Todd
 SID: Brian Holloway

N.C. CENTRAL

Durham, NC 27707 II

Coach: Rod Broadway, North Carolina 1977
 Record: 3 Years, 22-10-0

2005 RESULTS (10-2)

70	Edward Waters ■	12
23	N.C. A&T *	22
28	Lenoir-Rhyne	21
37	Shaw	31
38	Bowie St. ■	19
8	St. Augustine's ■	22
17	Fayetteville St. ■	12
20	Winston-Salem	17
48	Livingstone ■	14
34	Johnson C. Smith	14
26	Bowie St. *	23
21	North Ala. ■	24

Nickname: Eagles
 Colors: Maroon & Gray
 Stadium: O'Kelly-Riddick
 Capacity: 10,000; Year Built: 1975
 AD: William Hayes
 SID: Kyle Serba

NORTH CAROLINA ST.

Raleigh, NC 27695-7001 I-A

Coach: Chuck Amato, North Carolina St. 1969
 Record: 6 Years, 46-28-0

2005 RESULTS (7-5)

16	Virginia Tech ■	20
54	Eastern Ky. ■	10
24	North Carolina ■	31
17	Georgia Tech	14
10	Clemson ■	31
19	Wake Forest	27
21	Southern Miss. ■	17
20	Florida St.	15
10	Boston College	30
24	Middle Tenn. ■	3
20	Maryland ■	14
14	South Fla. *	0

Nickname: Wolfpack
 Colors: Red & White
 Stadium: Carter-Finley
 Capacity: 51,500; Year Built: 1966
 AD: Lee G. Fowler
 SID: Annabelle Vaughan

N.C. WESLEYAN

Rocky Mount, NC 27804 III

Coach: Jack Ginn, Emory & Henry 1986
 Record: 2 Years, 8-10-0

2005 RESULTS (4-6)

21	Apprentice	37
36	Southern Va. ■	15
28	Huntingdon ■	41
20	Methodist	31
41	Maryville (Tenn.) ■	25
32	Averett	39
31	Shenandoah ■	17
3	Chris. Newport	21
28	Ferrum ■	63
28	Greensboro	21

Nickname: Battling Bishops
 Colors: Navy Blue & Gold
 AD: John M. Thompson
 SID: Rikki C. Rich

NORTH CENTRAL (ILL.)

Naperville, IL 60566-7063III

Coach: John Thorne, Ill. Wesleyan 1969
Record: 4 Years, 29-12-0

2005 RESULTS (9-2)

44	Benedictine (Ill.) ■	27
64	Augsburg	25
25	Washington-St. Louis	0
35	Wheaton (Ill.) ■	26
36	Ill. Wesleyan	14
43	Carthage ■	24
28	Elmhurst	21
52	Millikin ■	14
17	Augustana (Ill.)	20
49	North Park ■	7
19	Capital ■	21

Nickname: Cardinals
Colors: Cardinal & White
Stadium: Benedetti-Wehrli
Capacity: 5,500; Year Built: 1999
AD: James L. Miller
SID: Josh Hendricks

NORTH DAKOTA

Grand Forks, ND 58202II

Coach: Dale Lennon, North Dakota 1985
Record: 9 Years, 81-29-0

2005 RESULTS (10-3)

44	Central Wash.	20
41	West Chester ■	7
51	Winona St.	6
47	Western Wash. ■	7
52	Augustana (S.D.) ■	3
37	St. Cloud St. ■	14
44	Ferris St. ■	7
33	Minn. Duluth	10
26	Minn. St. Mankato	7
19	Neb.-Omaha ■	20
30	South Dakota	42
23	Minn. Duluth ■	12
3	Grand Valley St.	17

Nickname: Fighting Sioux
Colors: Kelly Green & White
Stadium: Alerus Center
Capacity: 13,500; Year Built: 2001
AD: Thomas Buning
SID: Jayson Hajdu

NORTH DAKOTA ST.

(Reclassifying to Div. I-AA)

Fargo, ND 58105-5600II

Coach: Craig Bohl, Nebraska 1982
Record: 3 Years, 23-10-0

2005 RESULTS (7-4)

59	Ark.-Monticello ■	7
35	Northwestern St.	7
41	Weber St. ■	0
17	Montana St.	20
26	Nicholls St. ■	13
6	Cal Poly	37
14	UC Davis ■	20
37	Southern Utah	21
44	Northern Colo. ■	0
41	South Dakota St. ■	17
0	Southern Ill.	9

Nickname: Bison
Colors: Yellow & Green
Stadium: Fargodome
Capacity: 18,700; Year Built: 1992
AD: Gene Taylor
SID: Jeff Schwartz

NORTH GREENVILLE

Tigerville, SC 29688II

Coach: Mike Taylor, Newberry 1976
Record: 13 Years, 52-88-0

2005 RESULTS (2-8)

26	Virginia-Wise ■	27
13	Cumberland (Tenn.)	21
7	Wingate ■	44
20	Pikeville	30
28	Charleston So. ■	35
18	Webber Int'l ■	20
56	Chowan	20
13	Jacksonville	52
34	Concord	37
64	Allen ■	27

Nickname: Crusaders
Colors: Red, Black & White
Stadium: Younts
Capacity: 7,000; Year Built: 2004
AD: Jan McDonald
SID: Butch Dean

NORTH PARK

Chicago, IL 60625-4895III

Coach: Robin Cooper, Ill. Wesleyan 1975
Record: 14 Years, 51-83-0

2005 RESULTS (3-7)

23	Ky. Wesleyan ■	13
19	Chicago ■	14
34	Eureka	6
6	Augustana (Ill.)	50
12	Elmhurst ■	28
24	Millikin	31
3	Carthage	23
7	Ill. Wesleyan ■	21
0	Wheaton (Ill.) ■	52
7	North Central (Ill.)	49

Nickname: Vikings
Colors: Blue & Gold
Stadium: Hedstrand Field
Capacity: 2,500; Year Built: 1955
AD: Jack Surridge
SID: Chris Nelson

NORTH TEXAS

Denton, TX 76207I-A

Coach: Darrell Dickey, Kansas St. 1984
Record: 8 Years, 39-55-0

2005 RESULTS (2-9)

14	Middle Tenn.	7
2	Tulsa ■	54
7	Kansas St.	54
10	Troy ■	13
13	Florida Int'l	10
14	Louisiana Tech	40
3	LSU	56
28	La.-Lafayette ■	31
23	Fla. Atlantic	26
19	La.-Monroe	24
24	Arkansas St. ■	31

Nickname: Mean Green
Colors: Green & White
Stadium: Fouts Field
Capacity: 30,500; Year Built: 1952
AD: Rick Villarreal
SID: Eric Capper

NORTHEASTERN

Boston, MA 02115I-AA

Coach: Rocky Hager, Minot St. 1974
Record: 12 Years, 98-40-1

2005 RESULTS (2-9)

38	Ga. Southern ■	41
16	Youngstown St.	35

20	Villanova	38
56	Towson ■	41
0	Massachusetts	27
41	William & Mary ■	44
21	New Hampshire	52
12	Northwestern St.	14
10	Maine ■	14
17	Hofstra ■	20
17	Rhode Island	14

Nickname: Huskies
Colors: Red & Black
Stadium: Parsons Field
Capacity: 7,000; Year Built: 1933
AD: David O'Brien
SID: Mickey Brown

NORTHEASTERN ST.

Tahlequah, OK 74464-2399II

Coach: John Horner, Arkansas 1985
Record: 3 Years, 5-25-0

2005 RESULTS (2-8)

32	Arkansas Tech ■	35
14	Tex. A&M-Kingsville	40
14	Abilene Christian ■	20
25	Tarleton St.	34
16	East Central ■	14
32	Southeastern Okla. ■	49
20	Angelo St.	49
10	Tex. A&M-Commerce	31
17	Southwestern Okla. ■	13
10	Central Okla.	37

Nickname: Redmen
Colors: Green & White
Stadium: Doc Wadley
Capacity: 12,000; Year Built: 1964
AD: Eddie Griffin
SID: Scott Pettus

NORTHERN ARIZ.

Flagstaff, AZ 86011-5400I-AA

Coach: Jerome Souers, Oregon 1983
Record: 8 Years, 47-45-0

2005 RESULTS (3-8)

52	Adams St. ■	13
12	Arizona	31
27	Southern Utah ■	7
23	Weber St.	31
24	Sacramento St.	38
14	Eastern Wash. ■	42
0	Portland St.	45
22	Montana St.	29
0	Montana ■	23
42	Idaho St. ■	28
17	UNI	41

Nickname: Lumberjacks
Colors: Blue, Gold & Sage
Stadium: Walkup Skydome
Capacity: 15,300; Year Built: 1977
AD: James E. Fallis
SID: Steven Shaff

NORTHERN COLO.

(Reclassifying to Div. I-AA)

Greeley, CO 80639II

Coach: Kay Dalton, Colorado St. 1954
Record: 11 Years, 71-43-0

2005 RESULTS (4-7)

52	Colorado Mines ■	31
23	Western Ill.	28
35	Southeastern La. ■	19
17	Portland St.	41
14	Cal Poly ■	31
17	Southern Utah	20
45	Fort Lewis ■	14
0	North Dakota St.	44

24 Sam Houston St. ■	3
14 South Dakota St.	30
14 UC Davis	24

Nickname: Bears
 Colors: Blue & Gold
 Stadium: Nottingham Field
 Capacity: 8,500; Year Built: 1995
 AD: Jay Hinrichs
 SID: Colin McDonough

NORTHERN ILL.

DeKalb, IL 60115-2854.....IA

Coach: Joe Novak, Miami (Ohio) 1967
 Record: 10 Years, 54-60-0

2005 RESULTS (7-5)

17 Michigan	33
37 Northwestern	38
42 Tennessee Tech ■	3
42 Akron	48
38 Miami (Ohio) ■	27
24 Eastern Mich. ■	8
34 Kent St.	3
17 Ball St. ■	31
31 Central Mich.	28
35 Toledo	17
42 Western Mich. ■	7
30 Akron *	31

Nickname: Huskies
 Colors: Cardinal & Black
 Stadium: Brigham Field at Huskie Stadium
 Capacity: 31,000; Year Built: 1965
 AD: James Phillips
 SID: Mike Korcek

UNI

Cedar Falls, IA 50614.....IAA

Coach: Mark Farley, UNI 1986
 Record: 5 Years, 44-20-0

2005 RESULTS (11-4)

52 Drake ■	17
49 Minn. Duluth ■	14
21 Iowa	45
41 Western Ill.	24
21 Missouri St.	24
3 Indiana St. ■	10
3 Illinois St.	38
21 Youngstown St. ■	7
23 Western Ky.	20
25 Southern Ill. ■	24
41 Northern Ariz. ■	17
41 Eastern Wash. ■	38
24 New Hampshire	21
40 Texas St.	37
16 Appalachian St. *	21

Nickname: Panthers
 Colors: Purple & Old Gold
 Stadium: U.N.I.-Dome
 Capacity: 16,324; Year Built: 1976
 AD: Rick Hartzell
 SID: Nancy Justis

NORTHERN MICH.

Marquette, MI 49855-5391.....II

Coach: Doug Sams, Oregon St. 1978
 Record: 15 Years, 71-81-0

2005 RESULTS (2-8)

21 Michigan Tech ■	42
40 Mercyhurst ■	35
37 Findlay	40
15 Wayne St. (Mich.) ■	13
23 Gannon	26
10 Ashland	27
42 Ferris St.	62
20 Saginaw Valley ■	31
3 Grand Valley St.	48
20 Northwood ■	70

Nickname: Wildcats
 Colors: Old Gold & Olive Green
 Stadium: Superior Dome
 Capacity: 8,000; Year Built: 1991
 AD: Kenneth Godfrey
 SID: David Faiella

NORTHERN ST.

Aberdeen, SD 57401.....II

Coach: Chris Boden, Saginaw Valley 1990
 Record: 1 Year, 6-5-0

2005 RESULTS (6-5)

60 Mayville St. ■	13
16 Augustana (S.D.) ■	17
10 Neb.-Kearney	45
7 St. Cloud St.	38
17 Minn. St. Moorhead	12
20 Concordia-St. Paul ■	19
29 Wayne St. (Neb.)	16
22 Winona St. ■	31
33 Bemidji St.	45
64 Minn.-Crookston ■	13
10 Southwest Minn. St. *	6

Nickname: Wolves
 Colors: Maroon & Gold
 Stadium: Swisher
 Capacity: 6,000; Year Built: 2005
 AD: Robert A. Olson
 SID: Nick Kornder

NORTHWEST MO. ST.

Maryville, MO 64468-6001.....II

Coach: Mel Tjeerdsma, Southern St. (S.D.) 1967
 Record: 22 Years, 177-74-4

2005 RESULTS (11-4)

24 Minn. St. Mankato	21
23 Neb.-Omaha	28
17 Truman ■	0
31 Mo. Western St.	21
38 Mo. Southern St. ■	13
14 Emporia St.	0
28 Washburn ■	31
31 Central Mo. St. ■	21
35 Pittsburg St. *	56
49 Southwest Baptist ■	14
45 Angelo St.	14
42 Washburn	32
21 Pittsburg St.	10
25 North Ala.	24
17 Grand Valley St. *	21

Nickname: Bearcats
 Colors: Green & White
 Stadium: Rickenbrode
 Capacity: 7,500; Year Built: 1917
 AD: Bob Boerigter
 SID: Andy Seeley

NORTHWESTERN

Evanson, IL 60208.....IA

Coach: Randy Walker, Miami (Ohio) 1976
 Record: 16 Years, 96-81-5

2005 RESULTS (7-5)

38 Ohio ■	14
38 Northern Ill. ■	37
21 Arizona St.	52
29 Penn St. ■	34
51 Wisconsin ■	48
34 Purdue	29
49 Michigan St.	14
17 Michigan ■	33
28 Iowa ■	27
7 Ohio St.	48
38 Illinois	21
38 UCLA *	50

Nickname: Wildcats
 Colors: Purple & White
 Stadium: Ryan Field
 Capacity: 47,130; Year Built: 1997
 AD: Mark Murphy
 SID: Mike Wolf

NORTHWESTERN ST.

Natchitoches, LA 71497-0003.....IAA

Coach: Scott Stoker, Northwestern St. 1991
 Record: 4 Years, 28-19-0

2005 RESULTS (5-5)

27 La.-Monroe	23
7 North Dakota St. ■	35
28 La.-Lafayette	49
10 Sam Houston St.	6
31 Southeastern La. ■	10
16 Texas St.	31
14 Northeastern ■	12
24 Nicholls St. ■	31
17 McNeese St.	22
41 Stephen F. Austin ■	21

Nickname: Demons
 Colors: Purple, White & Orange
 Stadium: Turpin
 Capacity: 15,971; Year Built: 1976
 AD: Gregory S. Burke
 SID: Doug Ireland

NORTHWOOD

Midland, MI 48640-2398.....II

Coach: Pat Riepma, Hillsdale 1983
 Record: 13 Years, 76-61-2

2005 RESULTS (9-3)

7 Saginaw Valley ■	9
28 Wayne St. (Mich.)	14
56 St. Joseph's (Ind.) ■	21
35 Mercyhurst	7
34 Findlay ■	17
49 Hillsdale ■	20
24 Gannon	7
24 Michigan Tech ■	21
14 Grand Valley St. ■	30
42 Ferris St.	23
70 Northern Mich.	20
16 Saginaw Valley	31

Nickname: Timberwolves
 Colors: Columbia Blue & White
 Stadium: Hantz
 Capacity: 3,000; Year Built: 2001
 AD: Pat Riepma
 SID: Travis McCurdy

NORWICH

Northfield, VT 05663.....III

Coach: Shawn McIntyre, Norwich 1978
 Record: 1 Year, 3-7-0

2005 RESULTS (3-7)

42 Mount Ida ■	39
0 St. Lawrence ■	36
12 Coast Guard	30
18 Plymouth St. ■	14
7 Alfred ■	21
7 Ithaca	41
7 St. John Fisher	38
36 Hartwick ■	26
20 Utica ■	27
13 Springfield	59

Nickname: Cadets
 Colors: Maroon & Gold
 Stadium: Sabine Field
 Capacity: 5,000; Year Built: 1921
 AD: Anthony A. Mariano
 SID: Scott C. Miller

NOTRE DAME

Notre Dame, IN 46556.....IA

Coach: Charlie Weis, Notre Dame 1978
 Record: 1 Year, 9-3-0

2005 RESULTS (9-3)

42 Pittsburgh	21
17 Michigan	10
41 Michigan St. ■	44

36	Washington.....	17
49	Purdue.....	28
31	Southern California ■.....	34
49	Brigham Young ■.....	23
41	Tennessee ■.....	21
42	Navy ■.....	21
34	Syracuse ■.....	10
38	Stanford.....	31
20	Ohio St. *.....	34

Nickname: Fighting Irish
 Colors: Blue & Gold
 Stadium: Notre Dame
 Capacity: 80,795; Year Built: 1930
 AD: Kevin White
 SID: John Heisler

OBERLIN

Oberlin, OH 44074.....III

Coach: Jeff Ramsey, UC Davis 1983
 Record: 7 Years, 14-56-0

2005 RESULTS (3-7)

27	Case Reserve ■.....	30
44	Macalester.....	14
13	Rose-Hulman.....	45
20	Kenyon ■.....	21
7	Wabash.....	42
13	Earlham ■.....	10
19	Wooster ■.....	20
26	Denison.....	32
14	Ohio Wesleyan.....	24
52	Hiram ■.....	17

Nickname: Yeomen
 Colors: Crimson & Gold
 Stadium: Dill Field
 Capacity: 3,500; Year Built: 1925
 AD: Joe Karlgaard
 SID: To be named

OCCIDENTAL

Los Angeles, CA 90041.....III

Coach: Dale Widolff, Indianapolis 1975
 Record: 24 Years, 137-86-2

2005 RESULTS (9-1)

40	Chapman ■.....	20
52	Lewis & Clark.....	17
41	Cal Lutheran ■.....	9
28	Whittier.....	20
34	Colorado Col.....	10
31	Redlands ■.....	24
41	Pomona-Pitzer.....	34
57	La Verne ■.....	36
47	Claremont-M-S.....	16
21	Linfield.....	63

Nickname: Tigers
 Colors: Orange & Black
 Stadium: Patterson Field
 Capacity: 3,000; Year Built: 1916
 AD: Dixon Farmer
 SID: Andrew Holmes

OHIO

Athens, OH 45701.....IA

Coach: Frank Solich, Nebraska 1966
 Record: 7 Years, 62-26-0

2005 RESULTS (4-7)

14	Northwestern.....	38
16	Pittsburgh ■.....	10
0	Virginia Tech.....	45
35	Kent St. ■.....	32
14	Bowling Green.....	38
10	Central Mich.....	37
38	Ball St. ■.....	21
34	Buffalo.....	20
21	Toledo ■.....	30
3	Akron.....	27
7	Miami (Ohio) ■.....	38

Nickname: Bobcats
 Colors: Hunter Green & White
 Stadium: Peden
 Capacity: 24,000; Year Built: 1929
 AD: Kirby Hocutt
 SID: Brian Gunning

OHIO NORTHERN

Ada, OH 45810.....III

Coach: Dean Paul, Mount Union 1990
 Record: 6 Years, 48-14-0

2005 RESULTS (8-2)

48	Westminster (Pa.).....	3
30	Baldwin-Wallace ■.....	17
34	Muskingum.....	10
25	John Carroll.....	50
68	Heidelberg ■.....	6
44	Otterbein ■.....	26
21	Mount Union.....	14
14	Capital ■.....	16
63	Wilmington (Ohio) ■.....	0
58	Marietta.....	7

Nickname: Polar Bears
 Colors: Burnt Orange & Black
 Stadium: Dial-Roberson
 Capacity: 3,500; Year Built: 2004
 AD: Thomas E. Simmons
 SID: Tim Glon

OHIO ST.

Columbus, OH 43210.....IA

Coach: Jim Tressel, Baldwin-Wallace 1975
 Record: 20 Years, 185-70-1

2005 RESULTS (10-2)

34	Miami (Ohio) ■.....	14
22	Texas ■.....	25
27	San Diego St. ■.....	6
31	Iowa ■.....	6
10	Penn St.....	17
35	Michigan St. ■.....	24
41	Indiana.....	10
45	Minnesota.....	31
40	Illinois ■.....	2
48	Northwestern ■.....	7
25	Michigan.....	21
34	Notre Dame *.....	20

Nickname: Buckeyes
 Colors: Scarlet & Gray
 Stadium: Ohio
 Capacity: 101,568; Year Built: 1922
 AD: Eugene Smith
 SID: Steve Snapp

OHIO WESLEYAN

Delaware, OH 43015.....III

Coach: Mike Hollway, Michigan 1974
 Record: 23 Years, 132-95-2

2005 RESULTS (7-3)

30	Franklin ■.....	14
36	Thiel.....	39
21	Olivet ■.....	7
7	Wabash ■.....	29
13	Allegheny.....	8
34	Denison ■.....	28
41	Kenyon.....	14
9	Wittenberg.....	31
24	Oberlin ■.....	14
21	Wooster.....	7

Nickname: Battling Bishops
 Colors: Red & Black
 Stadium: Selby Field
 Capacity: 9,600; Year Built: 1929
 AD: Roger Ingles
 SID: Mark Beckenbach

OKLAHOMA

Norman, OK 73019.....IA

Coach: Bob Stoops, Iowa 1983
 Record: 7 Years, 75-16-0

2005 RESULTS (8-4)

10	TCU ■.....	17
31	Tulsa ■.....	15
24	UCLA.....	41
43	Kansas St. ■.....	21
12	Texas *.....	45
19	Kansas *.....	3
37	Baylor ■.....	30
31	Nebraska.....	24
36	Texas A&M ■.....	30
21	Texas Tech.....	23
42	Oklahoma St. ■.....	14
17	Oregon *.....	14

Nickname: Sooners
 Colors: Crimson & Cream
 Stadium: Memorial
 Capacity: 82,112; Year Built: 1923
 AD: Joseph R. Castiglione
 SID: Kenny Mossman

OKLA. PANHANDLE

Goodwell, OK 73939.....II

Coach: Ryan Held, Nebraska 1997
 Record: 6 Years, 21-44-0

2005 RESULTS (1-10)

10	Southwestern Okla.....	13
7	Minn. St. Mankato.....	63
16	Southern Nazarene ■.....	17
20	Wayne St. (Neb.).....	17
3	Southeastern Okla. ■.....	35
0	Neb.-Omaha.....	71
0	Pittsburg St.....	70
7	Texas St.....	75
0	Adams St.....	43
9	Western N.M. ■.....	27
17	Truman ■.....	49

Nickname: Aggies
 Colors: Crimson & Royal Blue
 Stadium: Carl Wooten
 Capacity: 5,000
 AD: Jerry Olson
 SID: Jason Cronin

OKLAHOMA ST.

Stillwater, OK 74078-5070.....IA

Coach: Mike Gundy, Oklahoma St. 1989
 Record: 1 Year, 4-7-0

2005 RESULTS (4-7)

15	Montana St. ■.....	10
23	Fla. Atlantic.....	3
20	Arkansas St. ■.....	10
0	Colorado ■.....	34
31	Missouri ■.....	38
23	Texas A&M.....	62
10	Iowa St.....	37
28	Texas ■.....	47
14	Oklahoma.....	42
24	Texas Tech ■.....	17
34	Baylor.....	44

Nickname: Cowboys
 Colors: Orange & Black
 Stadium: Boone Pickens
 Capacity: 48,500; Year Built: 1920
 AD: Mike Holder
 SID: Steve Buzzard

OLIVET

Olivet, MI 49076.....III

Coach: Dominic Livedoti, Olivet 1965
Record: 8 Years, 31-43-3

2005 RESULTS (5-5)

23 Franklin ■	41
7 Ohio Wesleyan	21
40 Manchester	7
24 Alma	49
31 Hope ■	24
31 Adrian	37
42 Tri-State ■	26
20 Kalamazoo ■	14
28 Wis. Lutheran	14
19 Albion ■	36

Nickname: Comets
Colors: Red & White
Stadium: Cutler Athletic Complex
Capacity: 2,200; Year Built: 1972
AD: Heather Bateman
SID: Geoffrey Henson

OREGON

Eugene, OR 97401I-A

Coach: Mike Bellotti, UC Davis 1973
Record: 16 Years, 111-67-2

2005 RESULTS (10-2)

38 Houston	24
47 Montana ■	14
37 Fresno St. ■	34
13 Southern California ■	45
44 Stanford	20
31 Arizona St.	17
45 Washington ■	21
28 Arizona	21
27 California ■	20
34 Washington St.	31
56 Oregon St. ■	14
14 Oklahoma *	17

Nickname: Ducks
Colors: Green & Yellow
Stadium: Autzen
Capacity: 54,000; Year Built: 1967
AD: William Moos
SID: David Williford

OREGON ST.

Corvallis, OR 97331I-A

Coach: Mike Riley, Alabama 1974
Record: 5 Years, 28-30-0

2005 RESULTS (5-6)

41 Portland St. ■	14
30 Boise St. ■	27
27 Louisville	63
24 Arizona St. ■	42
44 Washington St. ■	33
23 California	20
28 UCLA	51
27 Arizona ■	29
18 Washington	10
17 Stanford ■	20
14 Oregon	56

Nickname: Beavers
Colors: Orange & Black
Stadium: Reser
Capacity: 43,000; Year Built: 1953
AD: Bob DeCarolis
SID: Steve Fenk

OTTERBEIN

Westerville, OH 43081-2006.....III

Coach: Joe Loth, Otterbein 1991
Record: 6 Years, 21-38-0

2005 RESULTS (7-3)

14 Defiance ■	0
17 Capital ■	14
7 Mount Union	55
31 Marietta	17
10 Baldwin-Wallace ■	7
26 Ohio Northern	44
47 Wilmington (Ohio) ■	14
6 John Carroll	32
65 Heidelberg ■	35
13 Muskingum	9

Nickname: Cardinals
Colors: Tan & Cardinal
Stadium: Memorial
Capacity: 4,000; Year Built: 2005
AD: Richard E. Reynolds
SID: Ed Syguda

OUACHITA BAPTIST

Arkadelphia, AR 71998-0001II

Coach: Todd Knight, Ouachita Baptist 1986
Record: 13 Years, 50-79-2

2005 RESULTS (2-8)

21 Mo. Southern St. ■	38
20 Valdosta St.	52
23 West Ga. ■	34
21 Southern Ark. ■	34
20 West Ala.	14
51 Ark.-Monticello ■	28
35 Arkansas Tech	49
6 Central Ark. ■	51
34 Delta St.	35
7 Harding	24

Nickname: Tigers
Colors: Purple & Gold
Stadium: A.U. Williams Field
Capacity: 5,200
AD: David R. Sharp
SID: Chris Babb

PACE

Pleasantville, NY 10570-2799.....II

Coach: Mike Iezzi, Kean 1988
Record: 1 Year, 3-7-0

2005 RESULTS (3-7)

6 C.W. Post ■	48
13 Stonehill	17
44 St. Anselm ■	14
19 Bryant	20
14 Bentley ■	33
17 Southern Conn. St.	59
20 American Int'l ■	7
14 Merrimack	45
3 Assumption ■	7
38 St. Peter's	27

Nickname: Setters
Colors: Navy & Gold
Stadium: Finnerty Field
Capacity: 1,500; Year Built: 1969
AD: Joseph F. O'Donnell
SID: Ken Sweeten

PACIFIC LUTHERAN

Tacoma, WA 98447-0003III

Coach: Scott Westering, Pacific Lutheran 1982
Record: 2 Years, 9-9-0

2005 RESULTS (3-6)

35 Cal Lutheran	42
14 Wis.-River Falls	45
13 Linfield	42

13 Puget Sound ■	23
49 Chapman ■	10
28 Southern Ore. *	17
27 Willamette	34
48 Menlo ■	24
35 Whitworth ■	54

Nickname: Lutes
Colors: Black & Gold
Stadium: Sparks
Capacity: 4,500
AD: Laurie Turner
SID: Dave Gizzard

PENN

Philadelphia, PA 19104-6322I-AA

Coach: Al Bagnoli, Central Conn. St. 1975
Record: 24 Years, 185-58-0

2005 RESULTS (5-5)

41 Duquesne ■	14
24 Villanova	28
26 Dartmouth	9
53 Bucknell ■	7
44 Columbia	16
38 Yale ■	21
20 Brown	34
13 Princeton ■	30
3 Harvard	29
7 Cornell ■	16

Nickname: Quakers
Colors: Red & Blue
Stadium: Franklin Field
Capacity: 52,958; Year Built: 1895
AD: Steve Bilsly
SID: Mat Kanan

PENN ST.

University Park, PA 16802I-A

Coach: Joe Paterno, Brown 1950
Record: 40 Years, 354-117-3

2005 RESULTS (11-1)

23 South Fla. ■	13
42 Cincinnati ■	24
40 Central Mich. ■	3
34 Northwestern	29
44 Minnesota ■	14
17 Ohio St. ■	10
25 Michigan	27
63 Illinois	10
33 Purdue ■	15
35 Wisconsin ■	14
31 Michigan St.	22
26 Florida St.	23

Nickname: Nittany Lions
Colors: Blue & White
Stadium: Beaver
Capacity: 106,537; Year Built: 1960
AD: Timothy M. Curley
SID: Jeff Nelson

PITTSBURG ST.

Pittsburg, KS 66762.....II

Coach: Chuck Broyles, Pittsburg St. 1970
Record: 16 Years, 164-34-2

2005 RESULTS (10-4)

31 Delta St. ■	44
58 Fort Hays St. ■	7
48 Mo. Western St. ■	30
49 Mo. Southern St.	20
52 Emporia St. ■	17
34 Washburn	35
70 Okla. Panhandle ■	0
70 Southwest Baptist	38
66 Truman	14
56 Northwest Mo. St. *	35
21 Central Mo. St.	83

49 Neb.-Kearney	20
41 West Tex. A&M	3
10 Northwest Mo. St. ■	21

Nickname: Gorillas
 Colors: Crimson & Gold
 Stadium: Carnie Smith
 Capacity: 8,343; Year Built: 1924
 AD: Charles Broyles
 SID: Dan Wilkes

PITTSBURGH

Pittsburgh, PA 15260.....I-A

Coach: Dave Wannstedt, Pittsburgh 1974
 Record: 1 Year, 5-6-0

2005 RESULTS (5-6)

21 Notre Dame ■	42
10 Ohio	16
6 Nebraska	7
41 Youngstown St. ■	0
29 Rutgers	37
38 Cincinnati ■	20
31 South Fla. ■	17
34 Syracuse ■	17
20 Louisville	42
24 Connecticut ■	0
13 West Virginia	45

Nickname: Panthers
 Colors: Gold & Blue
 Stadium: Heinz Field
 Capacity: 65,000; Year Built: 2001
 AD: Jeffrey Long
 SID: E.J. Borghetti

PLYMOUTH ST.

Plymouth, NH 03264-1595.....III

Coach: Paul Castonia, Trinity (Conn.) 1986
 Record: 6 Years, 6-53-0

2005 RESULTS (4-6)

14 St. Anselm	40
14 Mass.-Dartmouth ■	7
0 Wm. Paterson ■	17
14 Norwich	18
7 Western Conn. St.	56
31 Becker ■	8
13 Springfield ■	33
21 Husson	19
22 Buffalo St.	34
31 Mount Ida ■	20

Nickname: Panthers
 Colors: Green & White
 Stadium: Currier Memorial Field
 Capacity: 1,000; Year Built: 1970
 AD: John P. Clark
 SID: Kent Cherrington

POMONA-PITZER

Claremont, CA 91711-6346.....III

Coach: Scott Rynne, Williams 1991
 Record: 1 Year, 4-5-0

2005 RESULTS (4-5)

17 La Verne ■	20
19 Puget Sound ■	27
14 Chapman ■	0
24 Whittier	9
21 Cal Lutheran ■	45
37 Claremont-M-S	10
34 Occidental ■	41
26 Colorado Col. ■	7
14 Redlands	36

Nickname: Sagehens
 Colors: Blue, Orange & White
 Stadium: Merritt Field
 Capacity: 2,000; Year Built: 1991
 AD: Charles C. Katsifacis
 SID: Ben Belleto

PORTLAND ST.

Portland, OR 97207-0751.....I-AA

Coach: Tim Walsh, UC Riverside 1977
 Record: 17 Years, 110-78-0

2005 RESULTS (6-5)

14 Oregon St.	41
14 UC Davis.....	12
28 Sacramento St. ■	12
41 Northern Colo. ■	17
24 Eastern Wash.	42
14 Boise St.	21
44 Montana St. ■	41
45 Northern Ariz. ■	0
16 Montana	37
34 Idaho St.	36
39 Weber St. ■	14

Nickname: Vikings
 Colors: Green, White & Silver
 Stadium: PGE Park
 Capacity: 20,000; Year Built: 1928
 AD: Teri Mariani
 SID: Mike Lund

PRAIRIE VIEW

Prairie View, TX 77446-0097.....I-AA

Coach: Henry Frazier III, Bowie St. 1993
 Record: 7 Years, 34-38-0

2005 RESULTS (5-6)

39 Paul Quinn ■	12
0 Southern U.	38
7 Grambling *	50
10 Alcorn St.	22
13 Alabama St.	34
40 Lincoln (Mo.)	8
13 Mississippi Val. ■	58
34 Ark.-Pine Bluff	7
27 Jackson St. ■	9
16 Alabama A&M ■	31
30 Texas Southern.....	27

Nickname: Panthers
 Colors: Purple & Gold
 Stadium: Blackshear
 Capacity: 6,000; Year Built: 1960
 AD: Charles McClelland
 SID: Harlan S. Robinson

PRESBYTERIAN

Clinton, SC 29325-2998.....II

Coach: Tommy Spangler, Georgia 1983
 Record: 5 Years, 35-20-0

2005 RESULTS (10-2)

48 West Ga. ■	13
35 Fayetteville St. ■	6
42 Charleston So.	0
19 Elon	34
37 Catawba ■	7
26 Tusculum ■	3
37 Carson-Newman	3
20 Lenoir-Rhyne.....	0
45 Mars Hill ■	24
27 Wingate.....	21
38 Newberry.....	7
28 Central Ark. ■	52

Nickname: Blue Hose
 Colors: Blue & Garnet
 Stadium: Bailey Memorial
 Capacity: 6,500; Year Built: 2002
 AD: William B. Carlton
 SID: Al Ansley

PRINCETON

Princeton, NJ 08544.....I-AA

Coach: Roger Hughes, Doane 1982
 Record: 6 Years, 26-33-0

2005 RESULTS (7-3)

23 Lafayette.....	21
20 San Diego ■	17

43 Columbia ■	3
10 Colgate ■	16
28 Brown	31
27 Harvard	24
20 Cornell ■	17
30 Penn	13
14 Yale ■	21
30 Dartmouth.....	0

Nickname: Tigers
 Colors: Orange & Black
 Stadium: Princeton
 Capacity: 27,800; Year Built: 1998
 AD: Gary D. Walters
 SID: Craig Sachson

PRINCIPIA

Elsah, IL 62028-9799.....III

Coach: Brian Gavaletz, Principia 2000
 Record: 1 Year, 1-8-0

2005 RESULTS (1-8)

13 SW Assemblies of God ■	80
18 Trinity Bible (N.D.) ■	20
0 Northwestern (Minn.)	66
12 Rockford ■	82
26 Maranatha Baptist.....	60
14 Crown (Minn.) ■	19
6 Blackburn	50
0 Westminster (Mo.) ■	40
43 Trinity Bible (N.D.) *	7

Nickname: Panthers
 Colors: Gold & Blue
 Stadium: Clark Field
 Capacity: 1,000; Year Built: 1937
 AD: Lenore Suarez
 SID: Brian Peticolas

PUGET SOUND

Tacoma, WA 98416-9710.....III

Coach: Phillip Willenbrock, Gettysburg 1989
 Record: 4 Years, 10-26-0

2005 RESULTS (4-5)

27 Pomona-Pitzer	19
31 Claremont-M-S ■	10
14 La Verne.....	38
17 Willamette ■	21
23 Pacific Lutheran	13
27 Whitworth ■	46
7 Linfield	62
38 Colorado Col. ■	7
15 Western Ore.	32

Nickname: Loggers
 Colors: Maroon & White
 Stadium: Baker
 Capacity: 6,000; Year Built: 1964
 AD: Amy E. Hackett
 SID: Chris Thompson

PURDUE

West Lafayette, IN 47907-1031.....I-A

Coach: Joe Tiller, Montana St. 1965
 Record: 15 Years, 106-73-1

2005 RESULTS (5-6)

49 Akron ■	24
31 Arizona.....	24
35 Minnesota	42
28 Notre Dame ■	49
17 Iowa ■	34
29 Northwestern ■	34
20 Wisconsin	31
15 Penn St.	33
28 Michigan St. ■	21
37 Illinois ■	3
41 Indiana	14

Nickname: Boilermakers
 Colors: Old Gold & Black
 Stadium: Ross-Ade
 Capacity: 62,500; Year Built: 1924
 AD: Morgan J. Burke
 SID: Tom Schott

QUINCY

Quincy, IL 62301-2699II

Coach: Bill Terlisner, Quincy 1991
Record: 6 Years, 12-32-0

2005 RESULTS (5-6)

0	McKendree.....	44
14	Missouri St.....	51
21	Iowa Wesleyan ■.....	16
24	William Penn.....	38
26	Taylor (Ind.) ■.....	19
26	Walsh.....	31
21	Geneva.....	52
24	Ohio Dominican ■.....	14
45	Urbana ■.....	30
19	St. Francis (Ind.).....	53
48	Malone ■.....	9

Nickname: Hawks
Colors: Brown, White & Gold
Stadium: QU
Capacity: 2,500; Year Built: 1938
AD: Patrick Atwell
SID: Ryan Dowd

RANDOLPH-MACON

Ashland, VA 23005.....III

Coach: Pedro Arruza, Wheaton (Ill.) 1995
Record: 2 Years, 5-15-0

2005 RESULTS (2-8)

13	Chowan ■.....	16
0	Johns Hopkins.....	24
10	Shenandoah.....	20
24	Catholic.....	28
7	Wash. & Lee ■.....	44
27	Emory & Henry ■.....	3
34	McDaniel ■.....	10
29	Guilford.....	37
20	Bridgewater (Va.).....	53
17	Hampden-Sydney ■.....	50

Nickname: Yellow Jackets
Colors: Lemon & Black
Stadium: Day Field
Capacity: 5,000; Year Built: 1953
AD: Denis Kanach
SID: Ann Schlotman

REDLANDS

Redlands, CA 92373-0999III

Coach: Mike Maynard, Ill. Wesleyan 1981
Record: 18 Years, 109-55-1

2005 RESULTS (5-4)

21	Whitworth.....	35
25	Trinity (Tex.) ■.....	28
31	Chapman.....	14
32	La Verne ■.....	14
30	Whittier ■.....	24
24	Occidental.....	31
22	Cal Lutheran.....	34
34	Claremont-M-S.....	16
36	Pomona-Pitzer ■.....	14

Nickname: Bulldogs
Colors: Maroon & Gray
Stadium: Ted Runner
Capacity: 7,000; Year Built: 1968
AD: Jeffrey Martinez
SID: Rachel J. Roche

RENSELAER

Troy, NY 12180-3590III

Coach: Joe King, Siena 1970
Record: 17 Years, 117-45-2

2005 RESULTS (8-2)

34	Endicott ■.....	7
41	Utica ■.....	10

48	Hobart.....	56
17	Coast Guard.....	3
35	St. Lawrence ■.....	13
41	Merchant Marine ■.....	0
31	WPI.....	15
20	Rochester ■.....	14
42	Union (N.Y.).....	49
26	St. John Fisher.....	22

Nickname: Red Hawks
Colors: Cherry & White
Stadium: '86 Field
Capacity: 3,000; Year Built: 1912
AD: Ken Ralph
SID: Kevin Beattie

RHODE ISLAND

Kingston, RI 02881-1303I-AA

Coach: Tim Stowers, Auburn 1980
Record: 12 Years, 77-65-0

2005 RESULTS (4-7)

34	Fordham ■.....	20
56	Central Conn. St.....	10
48	William & Mary ■.....	29
6	Massachusetts.....	14
35	Brown.....	45
14	Towson ■.....	23
9	New Hampshire.....	53
48	Villanova.....	30
24	Hofstra ■.....	38
24	Maine.....	27
14	Northeastern ■.....	17

Nickname: Rams
Colors: Light & Dark Blue & White
Stadium: Meade
Capacity: 8,000; Year Built: 1928
AD: Thomas P. McElroy
SID: Mike Ballweg

RHODES

Memphis, TN 38112-1690III

Coach: Joe White, Springfield 1984
Record: 9 Years, 41-46-0

2005 RESULTS (2-8)

43	Louisiana Col. ■.....	33
27	Centre.....	31
12	Huntingdon.....	16
10	Washington-St. Louis.....	15
13	Rose-Hulman ■.....	16
3	DePauw.....	7
35	Colorado Col.....	7
6	Trinity (Tex.) ■.....	34
29	Millsaps.....	30
22	Sewanee ■.....	25

Nickname: Lynx
Colors: Red, Black & White
Stadium: Fargason Field
Capacity: 3,300
AD: Mike Clary
SID: Matt Dean

RICE

Houston, TX 77251-1892I-AA

Coach: Ken Hatfield, Arkansas 1965
Record: 27 Years, 168-140-4

2005 RESULTS (1-10)

21	UCLA.....	63
10	Texas.....	51
9	Navy ■.....	41
26	UAB.....	45
28	East Caro.....	41
21	Tulsa ■.....	41
31	UTEP ■.....	38
7	SMU.....	27
42	Tulane ■.....	34
28	UCF ■.....	31
18	Houston.....	35

Nickname: Owls
Colors: Blue & Gray
Stadium: Rice
Capacity: 70,000; Year Built: 1950
AD: John R. May
SID: Bill Cousins

RICHMOND

Richmond, VA 23173-1903I-AA

Coach: Dave Clawson, Williams 1989
Record: 7 Years, 41-41-0

2005 RESULTS (9-4)

6	Massachusetts ■.....	19
0	Lafayette.....	7
26	Maine.....	21
13	Vanderbilt.....	37
38	Villanova ■.....	20
20	Delaware ■.....	10
43	Hofstra ■.....	37
18	James Madison.....	15
38	VMI ■.....	3
48	Towson.....	21
41	William & Mary ■.....	7
38	Hampton.....	10
20	Furman ■.....	24

Nickname: Spiders
Colors: Red & Blue
Stadium: Richmond
Capacity: 21,319; Year Built: 1929
AD: Jim Miller
SID: Simon Gray

RIPON

Ripon, WI 54971III

Coach: Ron Ernst, Neb. Wesleyan 1980
Record: 15 Years, 96-49-0

2005 RESULTS (6-4)

20	Grinnell ■.....	18
34	Monmouth (Ill.).....	48
20	Lawrence ■.....	9
21	Lake Forest ■.....	14
13	Carroll (Wis.).....	42
39	Illinois Col. ■.....	21
14	St. Norbert ■.....	40
22	Beloit.....	28
56	Macalester ■.....	7
35	Knox.....	19

Nickname: Red Hawks
Colors: Red & White
Stadium: Ingalls Field
Capacity: 2,500; Year Built: 1888
AD: Robert G. Gillespie
SID: Ron Ernst

ROBERT MORRIS

Moon Township, PA 15108-1189I-AA

Coach: Joe Walton, Pittsburgh 1957
Record: 12 Years, 75-45-1

2005 RESULTS (2-8)

12	Duquesne.....	23
49	Butler ■.....	13
28	Rowan.....	35
28	St. Francis (Pa.) ■.....	35
38	Wagner ■.....	30
14	Central Conn. St.....	21
0	Monmouth.....	14
37	Stony Brook ■.....	38
17	Albany (N.Y.).....	20
20	Sacred Heart ■.....	27

Nickname: Colonials
Colors: Blue & White with Red
Stadium: Moon
Capacity: 7,000; Year Built: 1950
AD: Craig Coleman
SID: Jim Duzyk

ROCHESTER

Rochester, NY 14627-0296III

Coach: Mark Kreydt, Rochester 1988
Record: 8 Years, 28-50-0

2005 RESULTS (4-6)

7 Johns Hopkins ■	9
32 St. John Fisher	58
41 Gettysburg	20
28 Union (N.Y.) ■	41
27 St. Lawrence	22
32 Merchant Marine	9
17 WPI ■	19
37 Coast Guard ■	6
14 Rensselaer	20
25 Hobart ■	42

Nickname: Yellowjackets
Colors: Yellow & Blue
Stadium: Fauver
Capacity: 5,000; Year Built: 1930
AD: George VanderZwaag
SID: Dennis O'Donnell

ROCKFORD

Rockford, IL 61108-2393III

Coach: Mike Hoskins, Coe 1981
Record: 3 Years, 21-9-0

2005 RESULTS (7-3)

35 Eureka ■	10
21 Wis. Lutheran	14
39 Crown (Minn.)	14
82 Principia	12
7 Westminster (Mo.) ■	14
49 Maranatha Baptist	18
63 Trinity Bible (N.D.) ■	0
47 Blackburn ■	33
0 Martin Luther *	26
5 Washington-St. Louis ■	14

Nickname: Regents
Colors: Purple & White
Stadium: Sam Greeley Field
Capacity: 1,000; Year Built: 2001
AD: Hank Espensen
SID: Dave Beyer

ROSE-HULMAN

Terre Haute, IN 47803III

Coach: Ted Karras, Northwestern 1987
Record: 3 Years, 14-16-0

2005 RESULTS (5-5)

48 Earlham	41
7 Mt. St. Joseph ■	49
42 Concordia (Ill.)	10
45 Oberlin ■	13
6 Trinity (Tex.) ■	24
16 Rhodes	13
35 Millsaps	21
7 Sewanee ■	20
21 DePauw ■	60
16 Centre	27

Nickname: Fightin' Engineers
Colors: Old Rose & White
Stadium: Phil Brown Field
Capacity: 2,500
AD: Jeffrey Jenkins
SID: Kevin Lanke

ROWAN

Glassboro, NJ 08028-1701III

Coach: Jay Accorsi, Nichols 1985
Record: 4 Years, 38-9-0

2005 RESULTS (11-2)

21 Chris. Newport	14
49 Western Conn. St. ■	3

35 Robert Morris ■	28
30 TCNJ ■	20
24 Cortland St.	16
35 Kean	14
22 Brockport St. ■	0
19 Wm. Paterson	20
31 Montclair St. ■	14
42 Wilkes ■	3
28 Union (N.Y.)	24
27 Delaware Valley	21
7 Mount Union	19

Nickname: Profs
Colors: Brown & Gold
Stadium: John Page Field
Capacity: 5,000; Year Built: 1982
AD: Jay L. Solomon
SID: Sheila Stevenson

RUTGERS

New Brunswick, NJ 08903I-A

Coach: Greg Schiano, Bucknell 1988
Record: 5 Years, 19-39-0

2005 RESULTS (7-5)

30 Illinois	33
38 Villanova ■	6
17 Buffalo	3
37 Pittsburgh ■	29
14 West Virginia ■	27
31 Syracuse	9
26 Connecticut	24
31 Navy ■	21
31 South Fla. ■	45
5 Louisville	56
44 Cincinnati ■	9
40 Arizona St. *	45

Nickname: Scarlet Knights
Colors: Scarlet
Stadium: Rutgers
Capacity: 41,500; Year Built: 1994
AD: Robert E. Mulcahy/Kevin MacConnell
SID: John Wooding

SACRAMENTO ST.

Sacramento, CA 95819-6099I-AA

Coach: Steve Mooshagian, Fresno St. 1982
Record: 3 Years, 7-26-0

2005 RESULTS (2-9)

3 California	41
13 Cal Poly	37
12 Portland St.	28
7 UC Davis ■	37
38 Northern Ariz. ■	24
41 Azusa Pacific ■	19
14 Weber St.	26
17 Idaho St. ■	27
17 Eastern Wash. ■	45
16 Montana St.	37
14 Montana ■	31

Nickname: Hornets
Colors: Green & Gold
Stadium: Hornet Field
Capacity: 21,418; Year Built: 1964
AD: Terry L. Wanless
SID: Brian Berger

SACRED HEART

Fairfield, CT 06825-1000I-AA

Coach: Paul Gorham, New Hampshire 1984
Record: 1 Year, 4-6-0

2005 RESULTS (4-6)

21 Holy Cross	56
20 Marist ■	22
38 Iona	14
21 Wagner	26
14 Monmouth ■	45

7 Albany (N.Y.)	21
21 Stony Brook ■	14
53 St. Francis (Pa.) ■	45
17 Central Conn. St. ■	24
27 Robert Morris	20

Nickname: Pioneers
Colors: Red & White
Stadium: Campus Field
Capacity: 3,500; Year Built: 1993
AD: C. Donald Cook
SID: Gene Gumbs

SAGINAW VALLEY

University Center, MI 48710-0001II

Coach: Randy Awrey, Northern Mich. 1978
Record: 16 Years, 111-61-1

2005 RESULTS (11-2)

9 Northwood	7
29 Wayne St. (Mich.) ■	3
42 Findlay ■	3
24 Hillsdale	3
27 Indianapolis	7
44 Mercyhurst ■	14
10 Grand Valley St.	31
31 Northern Mich.	20
17 Michigan Tech ■	10
39 Ferris St. ■	32
31 Northwood ■	16
24 Neb.-Omaha	21
17 Grand Valley St.	24

Nickname: Cardinals
Colors: Red, White & Blue
Stadium: Harvey R. Wickes
Capacity: 4,028; Year Built: 1975
AD: Joe Vogl
SID: Ryan Thompson

ST. ANSELM

Manchester, NH 03102-1310II

Coach: Geoff Harlan, Middlebury 1986
Record: 7 Years, 28-41-0

2005 RESULTS (1-9)

40 Plymouth St. ■	14
7 Assumption ■	13
14 Pace	44
17 C.W. Post ■	73
7 Stonehill	41
0 Merrimack	19
0 Bryant ■	27
7 Bentley	49
7 Southern Conn. St. ■	45
28 American Int'l	51

Nickname: Hawks
Colors: Blue & White
Stadium: Grappone
Capacity: 4,500; Year Built: 1999
AD: Edward Cannon
SID: Kurt Svoboda

ST. AUGUSTINE'S

Raleigh, NC 27610-2298II

Coach: Michael Costa, Norfolk St. 1971
Record: 9 Years, 27-60-0

2005 RESULTS (8-2)

24 Lane	6
33 Shaw *	0
13 Mars Hill	6
44 Virginia St. ■	14
7 Elizabeth City St.	0
22 N.C. Central	8
26 Johnson C. Smith ■	7
20 Livingstone	14
28 Fayetteville St. ■	45
33 Winston-Salem	35

Nickname: Falcons
 Colors: Blue & White
 AD: George Williams
 SID: Oralia N. Washington

ST. CLOUD ST.

St. Cloud, MN 56301-4498II

Coach: Randy Hedberg, Minot St. 1977
 Record: 7 Years, 40-36-0

2005 RESULTS (8-3)

35 Wayne St. (Neb.) ■	0
53 Minn.-Crookston	7
38 Western Wash.	20
38 Northern St. ■	7
18 Minn. St. Mankato	14
14 North Dakota	37
34 Augustana (S.D.) ■	7
24 South Dakota ■	17
21 Neb.-Omaha	38
31 Mo. Western St. ■	28
28 Minn. Duluth ■	45

Nickname: Huskies
 Colors: Cardinal Red & Black
 Stadium: Selke Field
 Capacity: 4,000; Year Built: 1937
 AD: Morris Kurtz
 SID: Anne Abicht

ST. FRANCIS (PA.)

Loretto, PA 15940-0600IAA

Coach: Dave Opar, Penn St. 1983
 Record: 4 Years, 9-33-0

2005 RESULTS (3-8)

25 Morehead St. ■	26
22 St. Peter's	25
27 La Salle	29
35 Robert Morris	28
31 Central Conn. St. ■	28
29 Stony Brook	47
16 Albany (N.Y.) ■	25
45 Sacred Heart	53
19 Monmouth ■	15
21 Wagner	23
17 Duquesne ■	44

Nickname: Red Flash
 Colors: Red & White
 Stadium: Pine Bowl
 Capacity: 1,500; Year Built: 1979
 AD: Robert S. Krimmel
 SID: Pat Farabaugh

ST. JOHN FISHER

Rochester, NY 14618III

Coach: Paul Vosburgh, William Penn 1975
 Record: 17 Years, 68-99-1

2005 RESULTS (8-3)

42 King's (Pa.)	7
58 Rochester ■	32
59 Mount Ida	0
35 Ithaca	41
70 Hartwick	41
28 Brockport St. ■	14
38 Norwich ■	7
40 Springfield	14
43 Utica ■	2
7 Alfred ■	13
22 Rensselaer ■	26

Nickname: Cardinals
 Colors: Cardinal & Gold
 Stadium: Growney
 Capacity: 2,100; Year Built: 1999
 AD: Bob Ward
 SID: Norm Kieffer

ST. JOHN'S (MINN.)

Collegetown, MN 56321III

Coach: John Gagliardi, Colorado Col. 1949
 Record: 57 Years, 432-118-11

2005 RESULTS (11-1)

35 Wis.-Eau Claire	28
57 Northwestern (Minn.)	7
41 Carleton ■	7
41 Gust. Adolphus	14
44 Hamline ■	0
30 Bethel (Minn.)	9
20 Concordia-M'head	16
56 Augsburg ■	16
63 St. Olaf ■	9
48 St. Thomas (Minn.)	14
62 Monmouth (Ill.) ■	3
7 Wis.-Whitewater	34

Nickname: Johnnies
 Colors: Cardinal & Blue
 Stadium: Clemens
 Capacity: 5,500; Year Built: 1908
 AD: Timothy Backous
 SID: Michael Hemmesch

ST. JOSEPH'S (IND.)

Rensselaer, IN 47978II

Coach: Lou Esposito, Memphis 2000
 Record: 1 Year, 7-4-0

2005 RESULTS (7-4)

15 Ashland ■	30
7 St. Francis (Ill.)	10
21 Northwood	56
41 Lincoln (Mo.) ■	13
28 Mo.-Rolla ■	23
13 Upper Iowa ■	7
34 Valparaiso	21
28 Tiffin ■	7
23 Butler	7
13 Indianapolis ■	34
42 Austin Peay	14

Nickname: Pumas
 Colors: Cardinal & Purple
 Stadium: Alumni Field
 Capacity: 4,000; Year Built: 1947
 AD: Bill Massoels
 SID: Clark Teuscher

ST. LAWRENCE

Canton, NY 13617III

Coach: Chris Phelps, St. Lawrence 1991
 Record: 6 Years, 11-48-0

2005 RESULTS (2-7)

36 Norwich	0
7 Alfred	42
21 Coast Guard ■	7
22 Rochester ■	27
13 Rensselaer	35
9 Hobart	13
21 Union (N.Y.) ■	40
21 Merchant Marine	27
33 WPI ■	40

Nickname: Saints
 Colors: Scarlet & Brown
 Stadium: Leckonby
 Capacity: 1,500; Year Built: 2000
 AD: Margaret F. Strait
 SID: Jill Olsen

ST. NORBERT

De Pere, WI 54115III

Coach: Jim Purtill, Miami (Ohio) 1978
 Record: 7 Years, 64-11-0

2005 RESULTS (8-2)

7 Wis.-Whitewater ■	45
27 Beloit	25

20 Monmouth (Ill.) ■	28
48 Knox ■	13
28 Illinois Col.	0
44 Lawrence	15
48 Carroll (Wis.) ■	28
40 Ripon	14
63 Grinnell ■	14
56 Lake Forest	14

Nickname: Green Knights
 Colors: Dartmouth Green & Old Gold
 Stadium: Minahan
 Capacity: 3,100; Year Built: 1937
 AD: Timothy A. Bald
 SID: Dan Lukes

ST. OLAF

Northfield, MN 55057-1098III

Coach: Chris Meidt, Bethel (Minn.) 1992
 Record: 4 Years, 24-16-0

2005 RESULTS (8-2)

37 Luther	13
27 Bethel (Minn.) ■	25
71 Macalester ■	10
53 St. Thomas (Minn.) ■	27
44 Carleton	14
34 Gust. Adolphus ■	17
49 Hamline	14
9 St. John's (Minn.)	63
35 Concordia-M'head	49
49 Augsburg ■	0

Nickname: Oles
 Colors: Black & Old Gold
 Stadium: Manitou Field
 Capacity: 3,500; Year Built: 1930
 AD: Matt McDonald
 SID: Le Ann Finger

ST. PAUL'S

Lawrenceville, VA 23868II

Coach: Willard Bailey, Norfolk St. 1962
 Record: 32 Years, 215-118-7

2005 RESULTS (4-6)

6 Western N.M.	48
20 Central St. (Ohio)	6
10 Cheyney	13
13 Fayetteville St. *	23
27 Johnson C. Smith	7
41 Virginia Union ■	35
20 Virginia St.	26
7 Bowie St.	21
6 Elizabeth City St.	8
21 Shaw *	14

Nickname: Tigers
 Colors: Black & Orange
 Stadium: SPC Athletic Field
 Capacity: 3,500
 AD: LaRoy Bacote
 SID: Tiffani Sykes

ST. PETER'S

Jersey City, NJ 07306IAA

Coach: Chris Taylor, Lafayette 1996
 Record: 2 Years, 4-16-0

2005 RESULTS (1-9)

13 Western Conn. St. ■	37
25 St. Francis (Pa.) ■	22
25 Wagner ■	52
20 Central Conn. St.	56
26 Iona ■	27
0 Duquesne	24
16 Salisbury	41
34 Marist ■	52
27 Pace ■	38
14 La Salle	30

Nickname: Peacocks
 Colors: Blue & White

Stadium: Cochrane
Capacity: 4,000; Year Built: 1990
AD: William A. Stein
SID: Tim Camp

ST. THOMAS (MINN.)

St. Paul, MN 55105III

Coach: Don Roney, St. Thomas (Minn.) 1983
Record: 8 Years, 46-32-0

2005 RESULTS (4-5)

21	Coe ■24
20	Concordia-M'head31
53	Augsburg ■17
27	St. Olaf53
13	Bethel (Minn.) ■30
21	Carleton7
35	Gust. Adolphus ■14
35	Hamline13
14	St. John's (Minn.) ■48

Nickname: Tommies
Colors: Purple & Grey
Stadium: O'Shaughnessy
Capacity: 5,025; Year Built: 1948
AD: Stephen J. Fritz
SID: Gene McGivern

SALISBURY

Salisbury, MD 21801-6860.....III

Coach: Sherman Wood, Salisbury 1984
Record: 13 Years, 66-64-1

2005 RESULTS (8-3)

48	Methodist ■28
35	Brockport St.30
44	Chris. Newport24
27	Montclair St. ■31
77	Apprentice ■13
66	Buffalo St. ■20
41	St. Peter's ■16
19	Wesley63
28	Widener ■31
30	Frostburg St. *24
27	Frank. & Marsh. ■23

Nickname: Sea Gulls
Colors: Maroon & Gold
Stadium: Sea Gull
Capacity: 2,500; Year Built: 1980
AD: Michael Vienna
SID: John Krueger

SALVE REGINA

Newport, RI 02840-4192.....III

Coach: Art Bell, Rhode Island 1985
Record: 6 Years, 19-36-0

2005 RESULTS (2-6)

27	Worcester St.28
23	Nichols ■13
17	Western New Eng.29
0	Curry ■28
0	Endicott35
28	Bridgewater St.64
47	MIT ■7
14	Mass.-Dartmouth ■28

Nickname: Seahawks
Colors: Blue, Green & White
Stadium: Toppa Field
Capacity: 1,500; Year Built: 1966
AD: Del Malloy
SID: Ed Habershaw

SAM HOUSTON ST.

Huntsville, TX 77341I-AA

Coach: Todd Whitten, Stephen F. Austin 1987
Record: 7 Years, 48-30-0

2005 RESULTS (3-7)

77	Bacone ■7
10	Houston31
21	Texas Tech80
6	Northwestern St. ■10
17	Nicholls St.37
52	Stephen F. Austin ■24
26	McNeese St.31
35	Southeastern La. ■18
3	Northern Colo.24
23	Texas St.26

Nickname: Bearkats
Colors: Orange & White
Stadium: Elliott T. Bowers
Capacity: 14,000; Year Built: 1986
AD: Bobby Williams
SID: Paul Ridings Jr.

SAMFORD

Birmingham, AL 35229I-AA

Coach: Bill Gray, Mississippi Col. 1983
Record: 5 Years, 24-25-0

2005 RESULTS (5-6)

60	Edward Waters ■7
14	Baylor48
23	Furman45
14	Eastern Ill.43
33	Southeast Mo. St. ■17
6	Eastern Ky.38
27	Murray St. ■23
30	Tenn.-Martin22
31	Tennessee St. ■11
21	Tennessee Tech42
20	Jacksonville St. ■26

Nickname: Bulldogs
Colors: Red & Blue
Stadium: Seibert
Capacity: 6,700; Year Built: 1960
AD: Bob Roller
SID: Joey Mullins

SAN DIEGO

San Diego, CA 92110-2492I-AA

Coach: Jim Harbaugh, Michigan 1986
Record: 2 Years, 18-5-0

2005 RESULTS (11-1)

30	Azusa Pacific ■6
51	Southern Ore. ■0
17	Yale ■14
17	Princeton20
56	Menlo *0
49	Butler ■7
48	Dayton24
31	Drake ■26
63	Valparaiso21
60	Chapman ■12
42	Marist ■35
47	Morehead St. ■40

Nickname: Toreros
Colors: Columbia Blue, Navy & White
Stadium: USD Torero
Capacity: 4,000; Year Built: 1955
AD: Ky Snyder
SID: Ted Gosen

SAN DIEGO ST.

San Diego, CA 92182I-AA

Coach: Tom Craft, San Diego St. 1977
Record: 4 Years, 19-29-0

2005 RESULTS (5-7)

21	UCLA ■44
29	Air Force41
6	Ohio St.27
52	San Jose St. ■21
31	Brigham Young ■10
10	UNLV13
28	Utah19
24	New Mexico ■47
20	TCU ■23
30	Colorado St.10
34	Wyoming ■21
38	Hawaii49

Nickname: Aztecs
Colors: Scarlet & Black
Stadium: Qualcomm
Capacity: 54,000; Year Built: 1967
AD: Jeffrey W. Schemmel
SID: Kevin Klintworth

SAN JOSE ST.

San Jose, CA 95192I-AA

Coach: Dick Tomey, DePauw 1960
Record: 25 Years, 161-118-7

2005 RESULTS (3-8)

35	Eastern Wash. ■24
19	Illinois40
21	San Diego St.52
23	Nevada ■30
17	Utah St.24
21	Boise St.38
38	Hawaii ■45
14	Louisiana Tech31
7	Fresno St.45
27	New Mexico St. ■10
26	Idaho ■18

Nickname: Spartans
Colors: Gold, White & Blue
Stadium: Spartan
Capacity: 30,456; Year Built: 1933
AD: Thomas Bowen
SID: Lawrence Fan

SAVANNAH ST.

Savannah, GA 31404I-AA

Coach: Richard Basil, Savannah St. 2001
Record: 3 Years, 2-26-0

2005 RESULTS (0-11)

14	Benedict ■31
14	Elon ■48
26	Morgan St. *55
21	Howard ■39
29	Norfolk St. ■58
13	Bethune-Cookman *56
28	Charleston So.48
27	Central St. (Ohio) ■28
16	Coastal Caro. ■42
21	Gardner-Webb ■31
6	Hampton44

Nickname: Tigers
Colors: Reflex Blue & Orange
Stadium: Ted Wright
Capacity: 8,000; Year Built: 1967
AD: Robert 'Tony' O'Neal
SID: Opio Mashariki

SEWANEE
Sewanee, TN 37383-1000III

Coach: John Windham, Vanderbilt 1986
Record: 10 Years, 43-53-0

2005 RESULTS (5-5)

7 Hampden-Sydney.....	52
6 Huntingdon ■.....	23
7 Wash. & Lee ■.....	10
33 Maryville (Tenn.).....	14
31 Centre ■.....	28
0 DePauw ■.....	34
20 Rose-Hulman.....	17
19 Millsaps.....	7
3 Trinity (Tex.) ■.....	17
25 Rhodes.....	22

Nickname: Tigers
Colors: Purple & White
Stadium: McGee Field
Capacity: 1,500; Year Built: 1935
AD: Mark Webb
SID: Larry Dagenhart

SHAW
Raleigh, NC 27601II

Coach: Deondri Clark, Florida St. 1993
Record: 3 Years, 22-10-0

2005 RESULTS (5-5)

24 Carson-Newman ■.....	45
0 St. Augustine's *.....	33
24 Edward Waters.....	6
31 N.C. Central ■.....	37
49 Livingstone ■.....	27
22 Bowie St.....	20
48 Virginia Union.....	41
24 Elizabeth City St. ■.....	7
10 Virginia St. ■.....	43
14 St. Paul's *.....	21

Nickname: Bears
Colors: Maroon & White
AD: Alfonza L. Carter
SID: Donal Ware

SHENANDOAH
Winchester, VA 22601III

Coach: Paul Barnes, James Madison 1984
Record: 4 Years, 22-19-0

2005 RESULTS (2-8)

12 Catholic.....	0
20 Bridgewater (Va.) ■.....	49
20 Randolph-Macon ■.....	10
13 Ferrum ■.....	34
14 Chris. Newport.....	30
27 Greensboro ■.....	34
17 N.C. Wesleyan.....	31
19 Averett.....	51
13 Maryville (Tenn.) ■.....	36
0 Methodist.....	35

Nickname: Hornets
Colors: Red, White & Midnight Blue
Stadium: Shentel
Capacity: 2,500; Year Built: 2001
AD: John Hill
SID: Scott Musa

SHEPHERD
Shepherdstown, WV 25443-3210II

Coach: Monte Cater, Millikin 1971
Record: 25 Years, 158-92-2

2005 RESULTS (11-1)

24 Virginia St. ■.....	6
34 Shippensburg ■.....	32
24 Slippery Rock.....	7
34 Glenville St.	13

14 Fairmont St.	11
56 West Va. Tech ■.....	7
27 Charleston (W.V.) ■.....	0
48 Concord.....	21
51 West Va. Wesleyan.....	0
34 West Liberty St. ■.....	7
51 West Virginia St. ■.....	10
21 C.W. Post ■.....	28

Nickname: Rams
Colors: Blue & Gold
Stadium: Ram
Capacity: 5,000; Year Built: 1959
AD: Karl Wolf
SID: Chip Ransom

SHIPPENSBURG
Shippensburg, PA 17257II

Coach: William "Rocky" Rees, West Chester 1971
Record: 21 Years, 133-95-2

2005 RESULTS (4-7)

10 Kutztown.....	3
32 Shepherd.....	34
21 Bloomsburg.....	49
23 Millersville ■.....	17
0 Edinboro.....	16
15 Indiana (Pa.) ■.....	20
26 Lock Haven.....	7
13 California (Pa.) ■.....	41
37 Clarion ■.....	0
28 Slippery Rock.....	58
16 West Chester ■.....	24

Nickname: Red Raiders
Colors: Red & Blue
Stadium: Seth Grove
Capacity: 7,200; Year Built: 1972
AD: Roberta Page
SID: Jason Eichelberger

SIMPSON
Indianola, IA 50125III

Coach: Jay Niemann, Iowa St. 1983
Record: 4 Years, 25-16-0

2005 RESULTS (5-5)

20 Ill. Wesleyan.....	14
7 Warburg.....	21
40 Dubuque ■.....	7
7 Central (Iowa) ■.....	10
20 Luther.....	23
7 Loras.....	15
27 Cornell College ■.....	7
31 Buena Vista ■.....	23
48 Waldorf ■.....	13
14 Coe.....	34

Nickname: Storm
Colors: Red & Gold
Stadium: Bill Buxton
Capacity: 5,000; Year Built: 1990
AD: John Sirianni
SID: Matt Turk

SLIPPERY ROCK
Slippery Rock, PA 16057II

Coach: George Mihalik, Slippery Rock 1974
Record: 18 Years, 120-72-4

2005 RESULTS (5-5)

24 Bloomsburg.....	40
14 Youngstown St.....	44
7 Shepherd.....	24
55 Lock Haven ■.....	7
28 California (Pa.) ■.....	21
17 Indiana (Pa.).....	38
21 Millersville ■.....	15
7 Edinboro.....	24
58 Shippensburg ■.....	28
28 Clarion.....	10

Nickname: The Rock

Colors: Green & White
Stadium: N. Kerr Thompson
Capacity: 10,000; Year Built: 1974
AD: Paul A. Lueken
SID: Bob McComas

SOUTH CAROLINA
Columbia, SC 29208IA

Coach: Steve Spurrier, Florida 1967
Record: 16 Years, 149-45-2

2005 RESULTS (7-5)

24 UCF ■.....	15
15 Georgia.....	17
14 Alabama ■.....	37
45 Troy ■.....	20
7 Auburn.....	48
44 Kentucky ■.....	16
35 Vanderbilt ■.....	28
16 Tennessee.....	15
14 Arkansas.....	10
30 Florida ■.....	22
9 Clemson ■.....	13
31 Missouri *.....	38

Nickname: Gamecocks
Colors: Garnet & Black
Stadium: Williams-Brice
Capacity: 80,250; Year Built: 1934
AD: Eric C. Hyman
SID: Steve Fink

SOUTH CAROLINA ST.
Orangeburg, SC 29117-0001IAA

Coach: Buddy Pough, South Carolina St. 1975
Record: 4 Years, 33-13-0

2005 RESULTS (9-2)

27 Alabama St. *.....	14
52 Winston-Salem ■.....	12
27 Bethune-Cookman *.....	24
23 Coastal Caro. ■.....	24
35 Norfolk St.....	21
49 Florida A&M ■.....	3
10 Hampton.....	14
24 Delaware St. ■.....	3
23 Howard.....	9
65 Morgan St. ■.....	15
43 N.C. A&T *.....	27

Nickname: Bulldogs
Colors: Garnet & Blue
Stadium: Dawson Bulldog
Capacity: 22,000; Year Built: 1955
AD: Charlene M. Johnson
SID: Bill Hamilton

SOUTH DAKOTA
Vermillion, SD 57069-2390II

Coach: Ed Meierkort, Dakota Wesleyan 1981
Record: 12 Years, 64-57-0

2005 RESULTS (9-2)

77 Minn.-Crookston.....	0
63 Truman ■.....	24
56 Minn. St. Moorhead ■.....	10
44 Colorado Mines.....	41
59 Neb.-Omaha ■.....	14
48 Augustana (S.D.).....	17
35 Minn. St. Mankato ■.....	14
17 St. Cloud St.....	24
63 Upper Iowa ■.....	17
43 Minn. Duluth.....	56
42 North Dakota ■.....	30

Nickname: Coyotes
Colors: Red & White
Stadium: DakotaDome
Capacity: 10,000; Year Built: 1979
AD: Joel Nielsen
SID: Dan Genzler

SOUTH DAKOTA ST.

(Reclassifying to Div. I-AA)

Brookings, SD 57007II

Coach: John Stiegelmeier, South Dakota St. 1979
Record: 9 Years, 54-43-0

2005 RESULTS (6-5)

42 Wis.-La Crosse ■	13
69 Valparaiso ■	6
0 Montana	7
16 Cal Poly ■	24
12 Texas St.	42
16 UC Davis *	14
64 Mo.-Rolla ■	28
42 Ga. Southern ■	55
55 Southern Utah ■	7
17 North Dakota St.	41
30 Northern Colo. ■	14

Nickname: Jackrabbits
Colors: Yellow & Blue
Stadium: Coughlin-Alumni
Capacity: 16,000; Year Built: 1962
AD: Fred M. Oien
SID: Ron Lenz

SOUTH FLA.

Tampa, FL 33620.....I-A

Coach: Jim Leavitt, Missouri 1978
Record: 9 Years, 61-39-0

2005 RESULTS (6-6)

13 Penn St.	23
37 Florida A&M ■	3
31 UCF ■	14
45 Louisville ■	14
7 Miami (Fla.)	27
17 Pittsburgh	31
13 West Virginia ■	28
45 Rutgers	31
27 Syracuse	0
31 Cincinnati ■	16
10 Connecticut	15
0 North Carolina St. *	14

Nickname: Bulls
Colors: Green & Gold
Stadium: Raymond James
Capacity: 41,441; Year Built: 1998
AD: Doug Woolard
SID: John Gerdes

SOUTHEAST MO. ST.

Cape Girardeau, MO 63701-4799I-AA

Coach: Tim Billings, Southeastern Okla. 1980
Record: 6 Years, 25-43-0

2005 RESULTS (2-9)

23 Southern Ill. ■	58
12 Kent St.	33
21 Missouri St.	45
10 Jacksonville St. ■	24
17 Samford	33
24 Eastern Ill. ■	48
32 Eastern Ky.	33
52 Murray St. ■	21
21 Tenn.-Martin	24
32 Tennessee St. ■	24
24 Tennessee Tech	31

Nickname: Redhawks
Colors: Red & Black
Stadium: Houck
Capacity: 10,000; Year Built: 1930
AD: Donald L. Kaverman
SID: Ron Hines

SOUTHEASTERN LA.

Hammond, LA 70402I-AA

Coach: Dennis Roland, Boston U. 1978
Record: 9 Years, 36-58-0

2005 RESULTS (4-6)

48 Alcorn St. ■	21
19 Northern Colo.	35
21 Tulane	28
15 Texas St. ■	30
10 Northwestern St.	31
37 McNeese St. ■	13
45 Stephen F. Austin	23
18 Sam Houston St.	35
28 Nicholls St. ■	38
38 Mississippi Val.	21

Nickname: Lions
Colors: Green & Gold
Stadium: Strawberry
Capacity: 7,408; Year Built: 1936
AD: Frank Pergolizzi
SID: Dart Volz

SOUTHEASTERN OKLA.

Durant, OK 74701-0609II

Coach: Ray Richards, Northern Mich. 1981
Record: 5 Years, 22-32-0

2005 RESULTS (8-2)

28 Eastern N.M.	12
24 Angelo St. ■	27
17 Midwestern St.	24
35 Okla. Panhandle	3
42 Abilene Christian ■	24
49 Northeastern St.	32
24 Tex. A&M-Commerce ■	23
43 Southwestern Okla.	12
31 Central Okla. ■	24
21 East Central	17

Nickname: Savages
Colors: Blue & Gold
Stadium: Paul Laird Field
Capacity: 4,600; Year Built: 1927
AD: Jeff Hale
SID: Dave Wester

SOUTHERN ARK.

Magnolia, AR 71754-0000.....II

Coach: Steve Quinn, Ouachita Baptist 1985
Record: 5 Years, 32-23-0

2005 RESULTS (6-5)

14 Tex. A&M-Commerce ■	7
51 East Tex. Baptist	7
7 Central Ark.	31
35 Arkansas Tech ■	38
34 Ouachita Baptist	21
52 Ark.-Monticello	21
21 North Ala. ■	31
14 West Ga.	31
23 West Ala.	13
41 Valdosta St. ■	44
35 Henderson St. ■	23

Nickname: Muleriders
Colors: Royal Blue & Old Gold
Stadium: Wilkins
Capacity: 6,000; Year Built: 1949
AD: Jay Adcox
SID: Houston Taylor

SOUTHERN CALIFORNIA

Los Angeles, CA 90089-0602.....I-A

Coach: Pete Carroll, Pacific 1973
Record: 5 Years, 54-10-0

2005 RESULTS (12-1)

63 Hawaii	17
70 Arkansas ■	17

45 Oregon	13
38 Arizona St.	28
42 Arizona ■	21
34 Notre Dame	31
51 Washington	24
55 Washington St. ■	13
51 Stanford ■	21
35 California	10
50 Fresno St. ■	42
66 UCLA ■	19
38 Texas *	41

Nickname: Trojans
Colors: Cardinal & Gold
Stadium: L.A. Coliseum
Capacity: 92,000; Year Built: 1923
AD: Michael Garrett
SID: Tim Tessalone

SOUTHERN CONN. ST.

New Haven, CT 06515II

Coach: Richard Cavanaugh, American Int'l 1976
Record: 21 Years, 121-93-1

2005 RESULTS (8-3)

24 Bentley ■	33
31 Kutztown	28
20 American Int'l	36
62 Merrimack ■	14
55 Assumption	14
59 Pace ■	17
49 C.W. Post	35
52 Stonehill ■	0
45 St. Anselm	7
77 Bryant ■	35
33 East Stroudsburg	55

Nickname: Owls
Colors: Blue & White
Stadium: Jess Dow Field
Capacity: 6,000; Year Built: 1988
AD: Patricia Nicol
SID: Rick Leddy

SOUTHERN ILL.

Carbondale, IL 62901-6620I-AA

Coach: Jerry Kill, Southwestern (Kan.) 1983
Record: 12 Years, 83-51-0

2005 RESULTS (9-4)

58 Southeast Mo. St.	23
82 Union (Ky.) ■	7
28 Western Mich.	34
30 Missouri St. ■	23
34 Western Ill.	24
35 Illinois St. ■	61
42 Indiana St.	20
31 Western Ky.	20
31 Youngstown St. ■	17
24 UNI	25
9 North Dakota St. ■	0
21 Eastern Ill.	6
24 Appalachian St.	38

Nickname: Salukis
Colors: Maroon & White
Stadium: McAndrew
Capacity: 17,324; Year Built: 1975
AD: Paul Kowalczyk
SID: Tom Weber

SMU

Dallas, TX 75275I-A

Coach: Phil Bennett, Texas A&M 1978
Record: 4 Years, 11-35-0

2005 RESULTS (5-6)

23 Baylor ■	28
21 TCU ■	10
8 Texas A&M	66

10 Tulane ■	31
13 Marshall	16
28 UAB	27
17 East Caro. ■	24
13 Tulsa	20
27 Rice ■	7
29 Houston	29
40 UTEP ■	27

Nickname: Mustangs
 Colors: Red & Blue
 Stadium: Gerald J. Ford
 Capacity: 32,000; Year Built: 2000
 AD: W. James Copeland Jr.
 SID: Brad Sutton

SOUTHERN MISS.

Hattiesburg, MS 39406-0001I-A

Coach: Jeff Bower, Southern Miss. 1975
 Record: 16 Years, 103-72-1

2005 RESULTS (7-5)

26 Tulane ■	7
21 Alabama	30
48 McNeese St. ■	20
24 Houston	27
33 East Caro.	7
17 Tulsa ■	34
52 UCF ■	31
37 UAB	28
17 North Carolina St.	21
27 Marshall	24
22 Memphis ■	24
31 Arkansas St. *	19

Nickname: Golden Eagles
 Colors: Black & Gold
 Stadium: M.M. Roberts
 Capacity: 33,000; Year Built: 1938
 AD: Richard C. Giannini
 SID: Mike Montoro

SOUTHERN U.

Baton Rouge, LA 70813I-AA

Coach: Pete Richardson, Dayton 1968
 Record: 18 Years, 150-57-1

2005 RESULTS (4-5)

28 Mississippi Val.	31
38 Prairie View ■	0
35 Alabama St. *	45
7 Alabama A&M ■	20
20 Jackson St. ■	14
16 Alcorn St. ■	38
44 Texas Southern	20
27 Ark.-Pine Bluff	21
35 Grambling *	50

Nickname: Jaguars
 Colors: Columbia Blue & Gold
 Stadium: A.W. Mumford
 Capacity: 26,400; Year Built: 1928
 AD: Greg LaFleur
 SID: Kevin Manns

SOUTHERN UTAH

Cedar City, UT 84720I-AA

Coach: Wes Meier, Utah 1991
 Record: 2 Years, 7-14-0

2005 RESULTS (1-9)

13 Idaho St.	38
0 Texas St.	34
7 Northern Ariz.	27
17 Stephen F. Austin ■	40
21 UC Davis	33
20 Northern Colo. ■	17
21 North Dakota St. ■	37
7 South Dakota St.	55
10 Cal Poly	20
10 Weber St. ■	27

Nickname: Thunderbirds
 Colors: Scarlet & White
 Stadium: Eccles Coliseum
 Capacity: 6,500; Year Built: 1967
 AD: Thomas Douple
 SID: Neil Gardner

SOUTHWEST BAPTIST

Bolivar, MO 65613II

Coach: Jack Peavey, Troy 1988
 Record: 4 Years, 8-33-0

2005 RESULTS (3-8)

14 Harding ■	47
34 Bethel (Tenn.)	29
7 Mo. Southern St.	42
28 Emporia St.	45
21 Washburn ■	56
40 Mo.-Rolla	38
7 Central Mo. St. ■	45
38 Pittsburg St. ■	70
17 Mo. Western St.	43
38 Truman ■	36
14 Northwest Mo. St.	49

Nickname: Bearcats
 Colors: Purple & White
 Stadium: Plaster
 Capacity: 3,000; Year Built: 1986
 AD: Brent Good
 SID: Adam P. Ledyard

SOUTHWEST MINN. ST.

Marshall, MN 56258II

Coach: Eric Eidsness, Sioux Falls 1991
 Record: 2 Years, 9-13-0

2005 RESULTS (4-7)

16 Jamestown ■	10
48 Peru St. ■	12
3 Augustana (S.D.)	45
30 Upper Iowa	14
14 Winona St. ■	42
9 Bemidji St.	47
16 Minn. St. Moorhead	37
13 Wayne St. (Neb.) ■	38
49 Minn.-Crookston	26
17 Concordia-St. Paul ■	21
6 Northern St. *	10

Nickname: Mustangs
 Colors: Brown & Gold
 Stadium: Matthe Field
 Capacity: 5,000; Year Built: 1971
 AD: Howard L. Gauthier
 SID: Kelly Loft

SOUTHWESTERN OKLA.

Weatherford, OK 73096II

Coach: Ryan Held, Nebraska 1997
 Record: 6 Years, 21-44-0

2005 RESULTS (1-10)

13 Okla. Panhandle ■	10
0 Midwestern St.	49
0 Eastern N.M. ■	28
14 West Tex. A&M	41
9 Tarleton St. ■	16
20 Central Okla.	37
20 East Central ■	27
9 Mo.-Rolla	20
12 Southeastern Okla. ■	43
13 Northeastern St.	17
16 Tex. A&M-Commerce ■	37

Nickname: Bulldogs
 Colors: Navy Blue & White
 Stadium: Milam
 Capacity: 9,000; Year Built: 1932
 AD: Cecil Perkins
 SID: Michael J. Bond

SPRINGFIELD

Springfield, MA 01109-3797III

Coach: Michael DeLong, Springfield 1974
 Record: 24 Years, 136-100-2

2005 RESULTS (4-6)

7 Union (N.Y.)	35
7 Wis.-Stout ■	24
22 Alfred	23
33 Utica	34
50 Western Conn. St. ■	49
33 Plymouth St.	13
14 St. John Fisher ■	40
28 Ithaca ■	35
59 Hartwick	35
59 Norwich ■	13

Nickname: The Pride
 Colors: Maroon & White
 Stadium: Benedum Field
 Capacity: 2,500; Year Built: 1971
 AD: Cathie Schweitzer
 SID: Steve Raczynski

STANFORD

Stanford, CA 94305-2060I-A

Coach: Walt Harris, Pacific 1968
 Record: 12 Years, 68-74-0

2005 RESULTS (5-6)

41 Navy	38
17 UC Davis ■	20
20 Oregon ■	44
24 Washington St.	21
20 Arizona	16
45 Arizona St. ■	35
27 UCLA ■	30
21 Southern California	51
20 Oregon St.	17
3 California ■	27
31 Notre Dame ■	38

Nickname: Cardinal
 Colors: Cardinal & White
 Stadium: Stanford
 Capacity: 85,500; Year Built: 1921
 AD: Bob Bowsby
 SID: Gary Migdol

STEPHEN F. AUSTIN

Nacogdoches, TX 75962I-AA

Coach: Robert McFarland, McNeese St. 1985
 Record: 1 Year, 5-6-0

2005 RESULTS (5-6)

49 Henderson St. ■	38
6 Montana St.	42
63 Western Ill. ■	36
40 Southern Utah	17
27 Nicholls St. ■	21
23 McNeese St.	33
24 Sam Houston St.	52
23 Southeastern La. ■	45
27 UC Davis ■	17
21 Texas St. ■	38
21 Northwestern St.	41

Nickname: Lumberjacks
 Colors: Purple & White
 Stadium: Homer Bryce
 Capacity: 14,575; Year Built: 1973
 AD: Robert Hill
 SID: Rob Meyers

STILLMAN

Tuscaloosa, AL 35403II

Coach: Theophilus Danzy, Tennessee St. 1953
 Record: 18 Years, 83-89-3

2005 RESULTS (6-4)

20 Tuskegee	32
23 Lane ■	13
35 Morehouse ■	14

10 Miles *	13
34 Langston ■	31
10 Benedict ■	21
14 Fort Valley St.	24
27 Kentucky St.	17
22 Clark Atlanta	12
34 Lincoln (Mo.) ■	3

Nickname: Tigers
 Colors: Navy Blue & Old Gold
 Stadium: Stillman
 Capacity: 9,000; Year Built: 1999
 AD: Curtis Williams
 SID: Wesley Peterson

STONEHILL

Easton, MA 02357ll

Coach: Chris Woods, Davidson 1991
 Record: 4 Years, 17-24-0

2005 RESULTS (4-6)

28 Assumption	21
17 Pace ■	13
7 C.W. Post	56
7 Iona ■	16
41 St. Anselm ■	7
12 Bryant	24
7 Bentley ■	34
0 Southern Conn. St.	52
20 American Int'l ■	38
48 Merrimack	28

Nickname: Skyhawks
 Colors: Purple & White
 Stadium: Chieftain
 Capacity: 2,000; Year Built: 1980
 AD: Paula Sullivan
 SID: Jim Seavey

STONY BROOK

Stony Brook, NY 11794IAA

Coach: Sam Kornhauser, Missouri Valley 1971
 Record: 22 Years, 103-110-2

2005 RESULTS (6-5)

21 Bucknell ■	18
0 Hofstra	55
7 Georgetown ■	10
7 Monmouth ■	36
7 Albany (N.Y.)	3
47 St. Francis (Pa.) ■	29
14 Sacred Heart	21
38 Robert Morris	37
28 Wagner ■	10
23 Central Conn. St. ■	21
28 Marist	30

Nickname: Seawolves
 Colors: Scarlet, Blue & Gray
 Stadium: Kenneth P. LaValle
 Capacity: 8,136; Year Built: 2002
 AD: James Fiore
 SID: Rob Emmerich

SUL ROSS ST.

Alpine, TX 79832lll

Coach: Steve Wright, Maryville (Tenn.) 1978
 Record: 4 Years, 7-33-0

2005 RESULTS (3-7)

24 SW Assemblies of God	20
36 Mississippi Col. ■	17
16 Howard Payne	38
24 East Tex. Baptist ■	27
27 Hardin-Simmons ■	42
6 Mary Hardin-Baylor	27
43 McMurry ■	48
37 Austin	40
29 Texas Lutheran ■	28
24 Louisiana Col.	42

Nickname: Lobos
 Colors: Scarlet & Gray
 Stadium: Jackson Field
 Capacity: 4,500; Year Built: 1927
 AD: Kay Whitley
 SID: Steve Lang

SUSQUEHANNA

Selinsgrove, PA 17870-1025lll

Coach: Steve Briggs, Springfield 1984
 Record: 16 Years, 94-68-0

2005 RESULTS (2-8)

24 Ursinus ■	16
10 Moravian	22
7 Albright ■	21
0 King's (Pa.)	56
35 Juniata ■	7
7 Widener	42
14 Delaware Valley ■	48
16 FDU-Florham	21
38 Wilkes ■	59
10 Lycoming	17

Nickname: Crusaders
 Colors: Orange & Maroon
 Stadium: Lopardo
 Capacity: 3,500; Year Built: 2000
 AD: Pamela Samuelson
 SID: Jim Miller

SYRACUSE

Syracuse, NY 13244IAA

Coach: Greg Robinson, Pacific 1975
 Record: 1 Year, 1-10-0

2005 RESULTS (1-10)

7 West Virginia ■	15
31 Buffalo ■	0
24 Virginia ■	27
14 Florida St.	38
7 Connecticut	26
9 Rutgers ■	31
17 Pittsburgh	34
16 Cincinnati ■	22
0 South Fla. ■	27
10 Notre Dame	34
17 Louisville	41

Nickname: Orange
 Colors: Orange
 Stadium: Carrier Dome
 Capacity: 49,550; Year Built: 1980
 AD: Daryl J. Gross
 SID: Sue Cornelius Edson

TARLETON ST.

Stephenville, TX 76402ll

Coach: Sam McElroy, Texas St. 1985
 Record: 1 Year, 7-3-0

2005 RESULTS (7-3)

17 Tex. A&M-Commerce	7
45 Western N.M. ■	21
34 Northeastern St. ■	25
16 Southwestern Okla.	9
21 Tex. A&M-Kingsville	24
37 Midwestern St. ■	7
34 Eastern N.M.	27
7 Abilene Christian ■	18
30 Angelo St.	17
26 West Tex. A&M ■	30

Nickname: Texans
 Colors: Purple & White
 Stadium: Memorial
 Capacity: 7,000; Year Built: 1976
 AD: Lonnie Reisman
 SID: Joey Roberts

TEMPLE

Philadelphia, PA 19122IAA

Coach: Bobby Wallace, Mississippi St. 1976
 Record: 18 Years, 101-107-1

2005 RESULTS (0-11)

16 Arizona St.	63
0 Wisconsin	65
17 Toledo ■	42
16 Western Mich. ■	19
7 Bowling Green	70
7 Maryland ■	38
3 Miami (Fla.) ■	34
7 Clemson	37
14 Miami (Ohio) ■	41
3 Virginia	51
17 Navy	38

Nickname: Owls
 Colors: Cherry & White
 Stadium: Lincoln Financial Field
 Capacity: 66,592; Year Built: 2003
 AD: William Bradshaw
 SID: Kevin Lorincz

TENNESSEE

Knoxville, TN 37996IAA

Coach: Phillip Fulmer, Tennessee 1972
 Record: 14 Years, 128-37-0

2005 RESULTS (5-6)

17 UAB ■	10
7 Florida	16
30 LSU	27
27 Mississippi ■	10
14 Georgia ■	27
3 Alabama	6
15 South Carolina ■	16
21 Notre Dame	41
20 Memphis ■	16
24 Vanderbilt ■	28
27 Kentucky	8

Nickname: Volunteers
 Colors: Orange & White
 Stadium: Neyland
 Capacity: 104,079; Year Built: 1921
 AD: Michael Hamilton
 SID: Bud Ford

TENNESSEE ST.

Nashville, TN 37209-1561IAA

Coach: James Webster, North Carolina 1972
 Record: 1 Year, 2-9-0

2005 RESULTS (2-9)

3 Eastern Ill. ■	27
0 Eastern Ky. ■	49
14 Alabama A&M ■	27
20 Jackson St. *	14
20 Tenn.-Martin	42
7 Florida A&M *	12
3 N.C. A&T *	16
31 Tennessee Tech	20
3 Jacksonville St. ■	33
11 Samford	31
24 Southeast Mo. St.	32

Nickname: Tigers
 Colors: Blue & White
 Stadium: The Coliseum
 Capacity: 67,500; Year Built: 1999
 AD: Teresa Phillips
 SID: Lee Wilmot

TENNESSEE TECH

Cookeville, TN 38505-0001IAA

Coach: Mike Hennigan, Tennessee Tech 1973
 Record: 10 Years, 52-57-0

2005 RESULTS (4-7)

23 Chattanooga	30
52 Lambuth ■	10

3	Northern Ill.	42
3	Eastern Ky.	52
42	Murray St. ■	21
16	Tenn.-Martin	46
20	Tennessee St. ■	31
17	Jacksonville St.	43
42	Samford ■	21
20	Eastern Ill.	31
31	Southeast Mo. St. ■	24

Nickname: Golden Eagles
 Colors: Purple & Gold
 Stadium: Tucker
 Capacity: 16,500; Year Built: 1966
 AD: Mark Wilson
 SID: Rob Schabert

TENN.-MARTIN

Martin, TN 38238-5021IAA

Coach: Matt Griffin, New Hampshire 1992
 Record: 3 Years, 10-24-0

2005 RESULTS (6-5)

35	Central Ark. ■	34
7	Arkansas St.	56
42	Tennessee St. ■	20
31	Gardner-Webb	28
46	Tennessee Tech ■	16
17	Jacksonville St.	37
22	Samford ■	30
7	Eastern Ill.	26
24	Southeast Mo. St. ■	21
17	Eastern Ky.	31
49	Murray St. ■	20

Nickname: Skyhawks
 Colors: Blue & Orange
 Stadium: Skyhawk
 Capacity: 7,500; Year Built: 1964
 AD: Phil Dane
 SID: Joe Lofaro

TEXAS

Austin, TX 78712IAA

Coach: Mack Brown, Florida St. 1974
 Record: 22 Years, 169-93-1

2005 RESULTS (13-0)

60	La.-Lafayette ■	3
25	Ohio St.	22
51	Rice ■	10
51	Missouri	20
45	Oklahoma *	12
42	Colorado ■	17
52	Texas Tech ■	17
47	Oklahoma St.	28
62	Baylor	0
66	Kansas ■	14
40	Texas A&M	29
70	Colorado *	3
41	Southern California *	38

Nickname: Longhorns
 Colors: Burnt Orange & White
 Stadium: Royal-Texas Memorial
 Capacity: 80,082; Year Built: 1924
 AD: DeLoss Dodds
 SID: John Bianco

UTEP

El Paso, TX 79968IAA

Coach: Mike Price, Puget Sound 1969
 Record: 24 Years, 145-130-0

2005 RESULTS (8-4)

34	New Mexico St.	17
44	Houston ■	41
21	New Mexico ■	13
20	Memphis	27
45	Tulane	21
31	Marshall ■	3

38	Rice	31
41	Tulsa ■	38
45	Texas Southern ■	0
23	UAB ■	35
27	SMU	40
13	Toledo *	45

Nickname: Miners
 Colors: Dark Blue, Orange & Silver
 Stadium: Sun Bowl
 Capacity: 52,000; Year Built: 1963
 AD: Bob Stull
 SID: Jeff Darby

TEXAS A&M

College Station, TX 77843-1228IAA

Coach: Dennis Franchione, Pittsburg St. 1973
 Record: 23 Years, 171-92-2

2005 RESULTS (5-6)

24	Clemson	25
66	SMU ■	8
44	Texas St. ■	31
16	Baylor ■	13
20	Colorado	41
62	Oklahoma St. ■	23
30	Kansas St.	28
14	Iowa St. ■	42
17	Texas Tech	56
30	Oklahoma	36
29	Texas ■	40

Nickname: Aggies
 Colors: Maroon & White
 Stadium: Kyle Field
 Capacity: 82,600; Year Built: 1927
 AD: C. William Byrne Jr.
 SID: Alan Cannon

TEX. A&M-COMMERCE

Commerce, TX 75428II

Coach: Scotty Conley, Tex.-A&M Commerce 1970
 Record: 2 Years, 9-11-0

2005 RESULTS (5-5)

7	Southern Ark.	14
7	Tarleton St. ■	17
27	Midwestern St. ■	25
18	Abilene Christian	27
17	Central Okla. ■	3
35	East Central	28
23	Southeastern Okla.	24
31	Northeastern St. ■	10
17	West Tex. A&M ■	19
37	Southwestern Okla.	16

Nickname: Lions
 Colors: Blue & Gold
 Stadium: Memorial
 Capacity: 10,000; Year Built: 1950
 AD: James Johnson
 SID: Bill Powers

TEX. A&M-KINGSVILLE

Kingsville, TX 78363II

Coach: Richard Cundiff, Lincoln Memorial 1973
 Record: 6 Years, 49-20-0

2005 RESULTS (6-4)

60	Texas Col. ■	6
40	Northeastern St. ■	14
28	East Central	0
20	West Tex. A&M	28
24	Tarleton St. ■	21
41	Central Okla.	38
14	Midwestern St.	41
26	Eastern N.M. ■	14
3	Abilene Christian	19
51	Angelo St. ■	54

Nickname: Javelinas
 Colors: Blue & Gold

Stadium: Javelina
 Capacity: 15,000; Year Built: 1950
 AD: Jill Willson
 SID: Derek Smolik

TCU

Fort Worth, TX 76129-0001IAA

Coach: Gary Patterson, Kansas St. 1983
 Record: 6 Years, 43-18-0

2005 RESULTS (11-1)

17	Oklahoma	10
10	SMU	21
23	Utah ■	20
51	Brigham Young	50
49	New Mexico ■	28
28	Wyoming	14
38	Army ■	17
48	Air Force	10
23	San Diego St.	20
33	Colorado St. ■	6
51	UNLV ■	3
27	Iowa St. *	24

Nickname: Horned Frogs
 Colors: Purple & White
 Stadium: Amon G. Carter
 Capacity: 44,008; Year Built: 1929
 AD: Danny Morrison
 SID: Mark Cohen

TEXAS LUTHERAN

Seguin, TX 78155-5999III

Coach: Tom Mueller, Concordia (Neb.) 1968
 Record: 4 Years, 16-24-0

2005 RESULTS (5-5)

23	Trinity (Tex.)	31
21	Mary Hardin-Baylor	28
41	McMurry ■	20
42	Austin	9
16	East Tex. Baptist	17
44	Louisiana Col. ■	41
27	Mississippi Col.	22
14	Howard Payne ■	21
28	Sul Ross St.	29
32	Hardin-Simmons ■	27

Nickname: Bulldogs
 Colors: Black & Gold
 Stadium: Matador
 Capacity: 9,000; Year Built: 1959
 AD: Bill Miller
 SID: Tim Clark

TEXAS SOUTHERN

Houston, TX 77004IAA

Coach: Steve Wilson, Howard 1979
 Record: 5 Years, 11-44-0

2005 RESULTS (1-10)

15	Alabama St. ■	27
21	Jackson St.	24
28	McNeese St. *	46
22	Alcorn St. ■	29
28	Mississippi Val.	35
21	Grambling	58
20	Southern U. ■	44
0	UTEP	45
23	Ark.-Pine Bluff ■	40
17	Alabama A&M	7
27	Prairie View ■	30

Nickname: Tigers
 Colors: Maroon & Gray
 Stadium: Robertson
 Capacity: 22,000; Year Built: 1965
 AD: Alois Blackwell
 SID: Rodney Bush

TEXAS ST.

San Marcos, TX 78666-4615IAA

Coach: David Bailiff, Texas St. 1981
Record: 2 Years, 16-9-0

2005 RESULTS (11-3)

32 Delta St. ■	25
34 Southern Utah ■	0
31 Texas A&M	44
42 South Dakota St. ■	12
30 Southeastern La.	15
75 Okla. Panhandle ■	7
31 Northwestern St. ■	16
29 Nicholls St.	32
49 McNeese St. ■	7
38 Stephen F. Austin	21
26 Sam Houston St. ■	23
50 Ga. Southern ■	35
14 Cal Poly ■	7
37 UNI ■	40

Nickname: Bobcats
Colors: Maroon & Gold
Stadium: Bobcat
Capacity: 15,218; Year Built: 1981
AD: Larry Teis
SID: Ron Mears

TEXAS TECH

Lubbock, TX 79409-3021IA

Coach: Mike Leach, Brigham Young 1983
Record: 6 Years, 48-28-0

2005 RESULTS (9-3)

56 Florida Int'l ■	3
80 Sam Houston St. ■	21
63 Indiana St. ■	7
30 Kansas ■	17
34 Nebraska	31
59 Kansas St. ■	20
17 Texas	52
28 Baylor	0
56 Texas A&M ■	17
17 Oklahoma St.	24
23 Oklahoma ■	21
10 Alabama *	13

Nickname: Red Raiders
Colors: Scarlet & Black
Stadium: Jones AT&T Stadium
Capacity: 52,882; Year Built: 1947
AD: Gerald L. Myers
SID: Chris Cook

THIEL

Greenville, PA 16125III

Coach: Jack Leipheimer, Thiel 1974
Record: 5 Years, 26-26-0

2005 RESULTS (11-1)

39 Ohio Wesleyan ■	36
42 Bluffton	0
41 Bethany (W.V.) ■	7
38 Wash. & Jeff	35
30 Grove City ■	0
35 Waynesburg	28
34 Westminster (Pa.)	0
24 Thomas More ■	14
21 Buffalo St. ■	3
50 Carnegie Mellon	48
28 Johns Hopkins ■	3
13 Bridgewater (Va.) ■	24

Nickname: Tomcats
Colors: Navy Blue & Old Gold
Stadium: Alumni
Capacity: 1,400; Year Built: 2001
AD: Joe Schaly
SID: Kevin M. Fenstermacher

THOMAS MORE

Crestview Hills, KY 41017-3495III

Coach: Mike Hallett, Mount Union 1994
Record: 2 Years, 9-11-0

2005 RESULTS (5-5)

7 Hanover *	12
33 Bethany (W.V.)	15
15 Grove City ■	7
17 Westminster (Pa.)	3
13 Waynesburg ■	7
6 Frostburg St. ■	23
38 Anderson (Ind.)	14
14 Thiel	24
14 Wash. & Jeff. ■	32
7 Mt. St. Joseph	31

Nickname: Saints
Colors: Royal Blue, White & Silver
Stadium: Thomas More
Capacity: 3,000; Year Built: 1999
AD: Terry Connor
SID: J. Ameer Rasheed

TIFFIN

Tiffin, OH 44883-2161II

Coach: Nathan Cole, Tiffin 1995
Record: 3 Years, 17-15-0

2005 RESULTS (6-5)

10 Findlay	31
0 Dayton ■	38
30 Butler ■	7
7 Edinboro	42
56 Alma ■	23
31 Central St. (Ohio) ■	0
72 Seton Hill	0
7 St. Joseph's (Ind.)	28
7 Hillsdale ■	24
17 Morehead St.	14
30 Gannon ■	23

Nickname: Dragons
Colors: Green & Gold
Stadium: Frost-Kalnow
Capacity: 4,500
AD: Ian S. Day
SID: Shane O'Donnell

TOLEDO

Toledo, OH 43606IA

Coach: Tom Amstutz, Toledo 1977
Record: 5 Years, 44-18-0

2005 RESULTS (9-3)

62 Western Ill. ■	14
56 Western Mich. ■	23
42 Temple	17
14 Fresno St.	44
30 Eastern Mich. ■	3
34 Ball St.	14
38 Buffalo ■	15
17 Central Mich.	21
30 Ohio	21
17 Northern Ill. ■	35
44 Bowling Green	41
45 UTEP *	13

Nickname: Rockets
Colors: Blue & Gold
Stadium: Glass Bowl
Capacity: 26,248; Year Built: 1937
AD: Michael E. O'Brien
SID: Paul Helgren

TOWSON

Towson, MD 21252-0001IAA

Coach: Gordy Combs, Towson 1972
Record: 14 Years, 79-69-0

2005 RESULTS (6-5)

29 Morgan St. ■	26
70 Lock Haven ■	0

21 New Hampshire ■	62
41 Northeastern	56
35 Delaware ■	31
23 Rhode Island	14
38 Liberty	17
13 William & Mary	44
40 Villanova ■	19
21 Richmond ■	48
14 James Madison	55

Nickname: Tigers
Colors: Gold, White & Black
Stadium: Johnny Unitas
Capacity: 11,198; Year Built: 2002
AD: R. Wayne Edwards
SID: Peter Schlehr

TRINITY (CONN.)

Hartford, CT 06106III

Coach: Charles Priore, Albany (N.Y.) 1982
Record: 6 Years, 39-9-0

2005 RESULTS (8-0)

47 Bates	0
34 Williams ■	6
58 Hamilton ■	0
7 Tufts	0
23 Bowdoin ■	3
14 Middlebury	0
30 Amherst	20
63 Wesleyan (Conn.) ■	7

Nickname: Bantams
Colors: Blue & Gold
Stadium: Jessee Field
Capacity: 7,000; Year Built: 1900
AD: Richard J. Hazelton
SID: Dave Kingsley

TRINITY (TEX.)

San Antonio, TX 78212-7200III

Coach: Steve Mohr, Denison 1976
Record: 16 Years, 128-50-0

2005 RESULTS (9-1)

14 Austin	3
31 Texas Lutheran ■	23
28 Redlands	25
24 Rose-Hulman	6
15 Huntingdon ■	10
45 Centre ■	7
34 Rhodes	6
17 Sewanee	3
41 Millsaps ■	0
6 Mary Hardin-Baylor ■	35

Nickname: Tigers
Colors: Maroon & White
Stadium: E.M. Stevens
Capacity: 3,500; Year Built: 1972
AD: Robert C. King
SID: Justin Parker

TROY

Troy, AL 36082IA

Coach: Larry Blakeney, Auburn 1970
Record: 15 Years, 119-60-1

2005 RESULTS (4-7)

27 Cal Poly ■	10
7 UAB ■	27
21 Missouri	52
20 South Carolina	45
13 North Texas	10
3 La.-Monroe	27
18 Florida Int'l ■	13
28 La.-Lafayette	31
28 Fla. Atlantic ■	14
3 Arkansas St.	9
7 Middle Tenn. ■	17

Nickname: Trojans
 Colors: Cardinal, Silver & Black
 Stadium: Movie Gallery Veterans
 Capacity: 30,000; Year Built: 1950
 AD: Steve Dennis
 SID: Ricky Hazel

TRUMAN

Kirkville, MO 63501-4221II

Coach: Shannon Currier, Hamline 1994
 Record: 6 Years, 36-30-0

2005 RESULTS (2-9)

21 Winona St. ■	16
24 South Dakota	63
0 Northwest Mo. St.	17
17 Central Mo. St.	69
2 Mo. Western St. ■	24
17 Mo. Southern St.	41
12 Emporia St. ■	41
14 Washburn	21
14 Pittsburg St. ■	66
36 Southwest Baptist	38
49 Okla. Panhandle	17

Nickname: Bulldogs
 Colors: Purple & White
 Stadium: Stokes
 Capacity: 4,000; Year Built: 1962
 AD: Jerry Wollmering
 SID: Daniel Newton

TUFTS

Medford, MA 02155III

Coach: Bill Samko, Connecticut 1973
 Record: 19 Years, 76-82-1

2005 RESULTS (2-6)

16 Wesleyan (Conn.)	6
34 Bates	7
8 Bowdoin ■	10
0 Trinity (Conn.) ■	7
13 Williams	37
6 Amherst ■	37
16 Colby	28
16 Middlebury ■	21

Nickname: Jumbos
 Colors: Brown & Blue
 Stadium: Ellis Oval
 Capacity: 6,000; Year Built: 1923
 AD: Bill Gehling
 SID: Paul Sweeney

TULANE

New Orleans, LA 70118-0000IA

Coach: Chris Scelfo, La.-Monroe 1985
 Record: 8 Years, 33-49-0

2005 RESULTS (2-9)

14 Mississippi St. ■	21
31 SMU	10
28 Southeastern La. ■	21
14 Houston ■	35
21 UTEP ■	45
24 UCF	34
26 Marshall ■	27
21 Navy	49
34 Rice	42
14 Tulsa ■	38
7 Southern Miss.	26

Nickname: Green Wave
 Colors: Olive Green & Sky Blue
 Stadium: Superdome
 Capacity: 69,767; Year Built: 1975
 AD: Rick Dickson
 SID: Donna Turner

TULSA

Tulsa, OK 74104-3189IA

Coach: Steve Kragthorpe, West Tex. A&M 1988
 Record: 3 Years, 21-17-0

2005 RESULTS (9-4)

10 Minnesota ■	41
15 Oklahoma	31
54 North Texas	2
37 Memphis ■	31
23 Houston ■	30
34 Southern Miss.	17
41 Rice	21
20 SMU ■	13
38 UTEP	41
45 East Caro. ■	13
38 Tulane	14
44 UCF	27
31 Fresno St. *	24

Nickname: Golden Hurricane
 Colors: Old Gold, Royal Blue & Crimson
 Stadium: Skelly
 Capacity: 35,542; Year Built: 1930
 AD: Lawrence R. Cunningham
 SID: Don Tomkalski

TUSCULUM

Greeneville, TN 37743II

Coach: Frankie DeBusk, Furman 1991
 Record: 8 Years, 47-38-0

2005 RESULTS (3-7)

21 Concord ■	0
7 North Ala.	33
20 Miles	14
7 Wingate ■	10
3 Presbyterian	26
15 Newberry ■	20
0 Carson-Newman ■	38
20 Catawba	28
7 Lenoir-Rhyne	21
43 Mars Hill ■	28

Nickname: Pioneers
 Colors: Black & Orange
 Stadium: Pioneer Field
 Capacity: 3,500; Year Built: 1991
 AD: Ed Hoffmeyer
 SID: Dom Donnelly

TUSKEGEE

Tuskegee, AL 36088II

Coach: Rick Comegy, Millersville 1976
 Record: 14 Years, 108-51-0

2005 RESULTS (11-1)

32 Stillman ■	20
36 Miles	7
31 Benedict	16
13 Ark.-Pine Bluff *	9
21 Albany St. (Ga.)	31
24 Morehouse *	24
27 Fort Valley St. ■	14
56 Lane	6
33 Clark Atlanta ■	0
31 Kentucky St. ■	13
28 Alabama St.	27
28 Bowie St. *	26

Nickname: Golden Tigers
 Colors: Crimson & Old Gold
 Stadium: Abbott
 Capacity: 10,000; Year Built: 1925
 AD: Rick Comegy
 SID: Arnold Houston

UCLA

Los Angeles, CA 90095-1405IA

Coach: Karl Dorrell, UCLA 1987
 Record: 3 Years, 22-15-0

2005 RESULTS (10-2)

44 San Diego St.	21
63 Rice ■	21
41 Oklahoma ■	24
21 Washington ■	17
47 California ■	40
44 Washington St.	41
51 Oregon St. ■	28
30 Stanford	27
14 Arizona	52
45 Arizona St. ■	35
19 Southern California	66
50 Northwestern *	38

Nickname: Bruins
 Colors: Blue & Gold
 Stadium: Rose Bowl
 Capacity: 91,500; Year Built: 1922
 AD: Daniel G. Guerrero
 SID: Marc Dellins

UNION (N.Y.)

Schenectady, NY 12308III

Coach: John Audino, Notre Dame 1975
 Record: 16 Years, 116-46-0

2005 RESULTS (11-1)

35 Springfield ■	7
22 Muhlenberg	14
41 Rochester	28
23 Merchant Marine	17
31 WPI ■	3
14 Frank. & Marsh.	10
7 Coast Guard ■	0
40 St. Lawrence	21
28 Hobart ■	18
49 Rensselaer ■	42
55 Ithaca ■	41
24 Rowan ■	28

Nickname: Dutchmen
 Colors: Garnet
 Stadium: Frank Bailey Field
 Capacity: 2,000; Year Built: 1981
 AD: James McLaughlin
 SID: Eric McDowell

UPPER IOWA

Fayette, IA 52142II

Coach: Mike Knoll, Mo. Western St. 1974
 Record: 5 Years, 7-48-0

2005 RESULTS (3-8)

18 Mo.-Rolla	26
14 Wis.-Stout	49
27 Minn.-Crookston	7
14 Southwest Minn. St. ■	30
7 Minn. Duluth ■	18
7 St. Joseph's (Ind.)	13
21 Waldorf	3
0 Minn. St. Mankato ■	38
17 South Dakota	63
30 Northwestern Okla. ■	29
6 Augustana (S.D.) ■	54

Nickname: Peacocks
 Colors: Peacock Blue & White
 Stadium: Eischeid
 Capacity: 3,500; Year Built: 1993
 AD: Gil Cloud
 SID: Brian Thiessen

URSINUS

Collegetown, PA 19426-1000III

Coach: Peter Gallagher, West Va. Wesleyan 1993
Record: 6 Years, 24-37-0

2005 RESULTS (4-6)

16	Susquehanna24
33	Albright ■34
13	La Salle12
20	McDaniel28
14	Apprentice ■13
14	Muhlenberg ■21
16	Gettysburg ■13
21	Johns Hopkins17
17	Frank. & Marsh. ■19
27	Dickinson46

Nickname: Bears
Colors: Red, Old Gold & Black
Stadium: Patterson Field
Capacity: 2,500; Year Built: 1923
AD: Brian Thomas
SID: Jill Yamma

UTAH

Salt Lake City, UT 84112-9008I-A

Coach: Kyle Whittingham, Brigham Young 1984
Record: 1 Year, 7-5-0

2005 RESULTS (7-5)

27	Arizona ■24
31	Utah St. ■7
20	TCU23
38	Air Force ■35
17	North Carolina31
17	Colorado St.21
19	San Diego St. ■28
42	UNLV32
43	Wyoming ■13
27	New Mexico ■31
41	Brigham Young34
38	Georgia Tech *10

Nickname: Utes
Colors: Crimson & White
Stadium: Rice-Eccles
Capacity: 45,634; Year Built: 1927
AD: Christopher Hill
SID: Liz Abel

UTAH ST.

Logan, UT 84322-7400I-A

Coach: Brent Guy, Oklahoma St. 1983
Record: 1 Year, 3-8-0

2005 RESULTS (3-8)

7	Utah31
31	UNLV ■24
13	Idaho27
24	San Jose St. ■17
21	Fresno St.53
21	Boise St. ■45
3	Alabama35
17	Louisiana Tech ■27
23	Hawaii50
24	Nevada ■30
24	New Mexico St.21

Nickname: Aggies
Colors: Navy Blue & White
Stadium: E.L. Romney
Capacity: 30,257; Year Built: 1968
AD: Randy Spetman
SID: Mike Strauss

UTICA

Utica, NY 13502-4892III

Coach: Mike Kemp, Gust. Adolphus 1975
Record: 8 Years, 30-47-0

2005 RESULTS (6-4)

28	Becker ■8
23	Husson ■6
10	Rensselaer41
34	Springfield ■33
42	Mount Ida12
18	Alfred38
0	Ithaca ■37
2	St. John Fisher43
27	Norwich20
42	Hartwick ■40

Nickname: Pioneers
Colors: Navy Blue & Burnt Orange
Stadium: Charles A. Gaetano
Capacity: 1,200; Year Built: 2001
AD: James A. Spartano
SID: Ryan Hyland

VALDOSTA ST.

Valdosta, GA 31698II

Coach: Chris Hatcher, Valdosta St. 1995
Record: 6 Years, 68-10-0

2005 RESULTS (9-3)

32	Fort Valley St. *10
24	Albany St. (Ga.) ■9
52	Ouachita Baptist ■20
13	Harding16
12	Central Ark. ■7
24	Delta St.23
52	Henderson St. ■12
31	West Ala.19
26	North Ala. ■23
44	Southern Ark.41
15	West Ga. ■29
13	North Ala. ■40

Nickname: Blazers
Colors: Red & Black
Stadium: Cleveland Field
Capacity: 10,500; Year Built: 2004
AD: Herb F. Reinhard III
SID: To be named

VALPARAISO

Valparaiso, IN 46383-6493I-AA

Coach: Stacy Adams, Northwest Mo. St. 1990
Record: 1 Year, 3-8-0

2005 RESULTS (3-8)

17	Wis. Lutheran3
6	South Dakota St.69
7	Morehead St. ■48
17	Davidson ■48
20	Austin Peay30
21	St. Joseph's (Ind.) ■34
34	Butler21
7	Dayton52
21	San Diego ■63
24	Drake ■49
13	Aurora7

Nickname: Crusaders
Colors: Brown & Gold
Stadium: Brown Field
Capacity: 5,000; Year Built: 1947
AD: Mark LaBarbera
SID: Bill Rogers

VANDERBILT

Nashville, TN 37212I-A

Coach: Bobby Johnson, Clemson 1973
Record: 12 Years, 71-71-0

2005 RESULTS (5-6)

24	Wake Forest20
28	Arkansas24
31	Mississippi ■23
37	Richmond ■13
15	Middle Tenn. ■17
6	LSU ■34
17	Georgia ■34
28	South Carolina35
42	Florida49
43	Kentucky ■48
28	Tennessee24

Nickname: Commodores
Colors: Black & Gold
Stadium: Vanderbilt
Capacity: 39,773; Year Built: 1981
AD: David Williams II
SID: Rod Williamson

VILLANOVA

Villanova, PA 19085-1674I-AA

Coach: Andy Talley, Southern Conn. St. 1967
Record: 26 Years, 169-107-2

2005 RESULTS (4-7)

6	Rutgers38
38	Northeastern ■20
28	Penn ■24
17	New Hampshire45
20	Richmond38
38	Bucknell10
30	Rhode Island ■48
35	William & Mary ■21
19	Towson40
13	James Madison28
13	Delaware ■38

Nickname: Wildcats
Colors: Blue & White
Stadium: Villanova
Capacity: 12,000; Year Built: 1927
AD: Vincent Nicasastro
SID: Dean Kenefick

VIRGINIA

Charlottesville, VA 22904-4821I-A

Coach: Al Groh, Virginia 1967
Record: 11 Years, 63-66-0

2005 RESULTS (7-5)

31	Western Mich. ■19
27	Syracuse24
38	Duke ■7
33	Maryland45
17	Boston College28
26	Florida St. ■21
5	North Carolina7
51	Temple ■3
27	Georgia Tech ■17
14	Virginia Tech ■52
17	Miami (Fla.)25
34	Minnesota *31

Nickname: Cavaliers
Colors: Orange & Blue
Stadium: Smith/Harrison/Scott
Capacity: 61,500; Year Built: 1931
AD: Craig K. Littlepage
SID: Michael Colley

VMI
Lexington, VA 24450-0304IAA

Coach: Cal McCombs, Citadel 1967
Record: 7 Years, 20-59-0

2005 RESULTS (3-8)

33 Davidson ■	0
7 William & Mary ■	41
14 Duke	40
26 Lehigh ■	28
10 Liberty	7
34 Charleston So. ■	12
23 Wofford	38
52 Gardner-Webb ■	55
14 Coastal Caro.	38
3 Richmond	38
14 Citadel ■	22

Nickname: Keydets
Colors: Red, White & Yellow
Stadium: Alumni Field
Capacity: 10,000; Year Built: 1962
AD: Donald T. White
SID: Wade Branner

VIRGINIA ST.
Petersburg, VA 23806-0001II

Coach: Andrew Faison, Virginia St. 1981
Record: 4 Years, 24-16-0

2005 RESULTS (6-4)

6 Shepherd	24
34 Norfolk St.	6
18 Catawba ■	37
14 St. Augustine's	44
22 Fayetteville St.	14
26 Elizabeth City St. ■	6
26 St. Paul's ■	20
48 Virginia Union ■	12
43 Shaw	10
17 Bowie St. ■	27

Nickname: Trojans
Colors: Orange & Navy Blue
Stadium: Rogers
Capacity: 13,500; Year Built: 1950
AD: Peggy L. Davis
SID: Paul T. Williams

VIRGINIA TECH
Blacksburg, VA 24061IAA

Coach: Frank Beamer, Virginia Tech 1969
Record: 25 Years, 188-102-4

2005 RESULTS (11-2)

20 North Carolina St.	16
45 Duke	0
45 Ohio ■	0
51 Georgia Tech ■	7
34 West Virginia	17
41 Marshall ■	14
28 Maryland	9
30 Boston College ■	10
7 Miami (Fla.) ■	27
52 Virginia	14
30 North Carolina ■	3
22 Florida St.	27
35 Louisville *	24

Nickname: Hokies
Colors: Burnt Orange & Chicago Maroon
Stadium: Lane
Capacity: 66,233; Year Built: 1965
AD: James C. Weaver
SID: Dave Smith

VIRGINIA UNION
Richmond, VA 23220-1790II

Coach: Arrington Jones, Virginia St. 1988
Record: 2 Years, 5-15-0

2005 RESULTS (3-7)

26 Fayetteville St.	53
7 Newberry	55
32 Livingstone	15
15 Johnson C. Smith	7
0 Winston-Salem ■	31
35 St. Paul's	41
41 Shaw ■	48
12 Virginia St.	48
14 Bowie St. ■	42
14 Elizabeth City St. ■	6

Nickname: Panthers
Colors: Steel & Maroon
Stadium: Hovey Field
Capacity: 10,000; Year Built: 1907
AD: Michael Bailey
SID: Jim Junot

WABASH
Crawfordsville, IN 47933III

Coach: Chris Creighton, Kenyon 1991
Record: 9 Years, 76-18-0

2005 RESULTS (11-1)

46 Kalamazoo ■	6
23 Washington-St. Louis	7
50 Earlham ■	2
29 Ohio Wesleyan	7
42 Oberlin ■	7
44 Wooster	10
26 Wittenberg ■	20
27 Allegheny	21
52 Denison ■	0
17 DePauw	14
38 Albion ■	20
11 Capital ■	14

Nickname: Little Giants
Colors: Scarlet
Stadium: Hallett Little Giant
Capacity: 5,000; Year Built: 1967
AD: Vernon H. Mummert
SID: Brent Harris

WAGNER
Staten Island, NY 10301-4495IAA

Coach: Walt Hameline, Brockport St. 1975
Record: 25 Years, 175-86-2

2005 RESULTS (6-5)

41 La Salle ■	27
14 Iona	0
52 St. Peter's	25
21 Marist ■	38
26 Sacred Heart ■	21
30 Robert Morris	38
26 Monmouth	20
34 Central Conn. St. ■	38
10 Albany (N.Y.) ■	38
10 Stony Brook	28
23 St. Francis (Pa.) ■	21

Nickname: Seahawks
Colors: Green & White
Stadium: Wagner College
Capacity: 3,300; Year Built: 1997
AD: Walt Hameline
SID: Ben Shove

WAKE FOREST
Winston-Salem, NC 27109IAA

Coach: Jim Grobe, Virginia 1975
Record: 11 Years, 59-65-1

2005 RESULTS (4-7)

20 Vanderbilt ■	24
3 Nebraska	31
44 East Caro. ■	34
12 Maryland ■	22
31 Clemson ■	27
24 Florida St.	41
30 Boston College	35
27 North Carolina St. ■	19
44 Duke	6
17 Georgia Tech	30
17 Miami (Fla.) ■	47

Nickname: Demon Deacons
Colors: Old Gold & Black
Stadium: Groves
Capacity: 31,500; Year Built: 1968
AD: Ronald D. Wellman
SID: Mike Vest

WARTBURG
Waverly, IA 50677-1003III

Coach: Rick Willis, Cornell College 1988
Record: 9 Years, 79-17-0

2005 RESULTS (7-3)

7 Millikin	34
29 Augsburg ■	26
21 Simpson ■	7
24 Luther	33
38 Buena Vista ■	14
29 Dubuque	15
17 Coe ■	14
14 Loras	10
20 Central (Iowa) ■	37
26 Cornell College	21

Nickname: Knights
Colors: Orange & Black
Stadium: Walston-Hoover
Capacity: 4,000; Year Built: 2001
AD: Rick Willis
SID: Mark Adkins

WASHBURN
Topeka, KS 66621II

Coach: Craig Schurig, Colorado Mines 1987
Record: 4 Years, 25-21-0

2005 RESULTS (9-3)

28 Colorado Mines	17
31 Western Wash. ■	21
42 Central Mo. St. ■	27
42 Central Wash.	48
56 Southwest Baptist	21
35 Pittsburg St. ■	34
31 Northwest Mo. St.	28
21 Truman ■	14
42 Emporia St.	14
49 Mo. Southern St. ■	35
21 Mo. Western St.	28
32 Northwest Mo. St. ■	42

Nickname: Ichabods
Colors: Yale Blue & White
Stadium: Yager Stadium at Moore Bowl
Capacity: 7,200; Year Built: 1928
AD: Loren Ferre
SID: Gene Cassell

WASHINGTON
Seattle, WA 98195IAA

Coach: Tyrone Willingham, Michigan St. 1977
Record: 11 Years, 67-60-1

2005 RESULTS (2-9)

17 Air Force *	20
17 California ■	56

34 Idaho ■	6
17 Notre Dame ■	36
17 UCLA	21
21 Oregon	45
24 Southern California ■	51
20 Arizona St.	44
10 Oregon St. ■	18
38 Arizona	14
22 Washington St. ■	26

Nickname: Huskies
 Colors: Purple & Gold
 Stadium: Husky
 Capacity: 72,500; Year Built: 1920
 AD: Todd Turner
 SID: Jim Daves

WASH. & JEFF.

Washington, PA 15301-4801III

Coach: Mike Sirianni, Mount Union 1994
 Record: 3 Years, 30-5-0

2005 RESULTS (9-2)

42 Tri-State	0
56 Hanover ■	20
45 Allegheny ■	21
50 Emory & Henry	0
35 Thiel ■	38
45 Westminster (Pa.)	20
37 Grove City	14
63 Bethany (W.V.) ■	0
35 Waynesburg	24
32 Thomas More	14
21 Bridgewater (Va.)	30

Nickname: Presidents
 Colors: Red & Black
 Stadium: Cameron
 Capacity: 3,500; Year Built: 1958
 AD: Bill Dukett
 SID: Scott McGuinness

WASH. & LEE

Lexington, VA 24450III

Coach: Frank Miriello, East Stroudsburg 1967
 Record: 11 Years, 54-54-1

2005 RESULTS (7-3)

36 Alfred ■	22
10 Sewanee	7
26 Centre ■	35
44 Randolph-Macon	7
27 Catholic ■	24
38 Hampden-Sydney	34
26 Guilford	28
13 Bridgewater (Va.) ■	17
45 Emory & Henry	7
34 Case Reserve ■	10

Nickname: Generals
 Colors: Royal Blue & White
 Stadium: Wilson Field
 Capacity: 7,000; Year Built: 1930
 AD: Michael F. Walsh
 SID: Brian Laubscher

WASHINGTON ST.

Pullman, WA 99164-1602I-A

Coach: Bill Doba, Ball St. 1962
 Record: 3 Years, 19-16-0

2005 RESULTS (4-7)

38 Idaho ■	26
55 Nevada	21
48 Grambling *	7
33 Oregon St.	44
21 Stanford ■	24
41 UCLA ■	44
38 California	42

13 Southern California	55
24 Arizona St. ■	27
31 Oregon ■	34
26 Washington	22

Nickname: Cougars
 Colors: Crimson & Gray
 Stadium: Clarence D. Martin
 Capacity: 35,117; Year Built: 1972
 AD: James Sterk
 SID: Rod Commons

WASHINGTON-ST. LOUIS

St. Louis, MO 63130-4899III

Coach: Larry Kindbom, Kalamazoo 1974
 Record: 23 Years, 136-92-1

2005 RESULTS (6-4)

7 Mount Union	33
27 Westminster (Mo.)	7
7 Wabash ■	23
0 North Central (Ill.) ■	25
15 Rhodes ■	10
0 Chicago ■	27
28 Case Reserve	7
28 Carnegie Mellon	7
14 Rockford	5
42 Greenville	24

Nickname: Bears
 Colors: Red & Green
 Stadium: Francis Field
 Capacity: 3,300; Year Built: 1904
 AD: John M. Schael
 SID: Chris Mitchell

WAYNE ST. (MICH.)

Detroit, MI 48202-3489II

Coach: Paul Winters, Akron 1980
 Record: 2 Years, 4-16-0

2005 RESULTS (3-7)

14 Northwood ■	28
3 Saginaw Valley	29
13 Northern Mich.	15
16 Indianapolis ■	23
22 Grand Valley St.	36
25 Michigan Tech ■	14
34 Findlay ■	17
3 Ashland	27
14 Gannon ■	7
14 Hillsdale	28

Nickname: Warriors
 Colors: Green & Gold
 Stadium: Adams Field
 Capacity: 6,000; Year Built: 1968
 AD: Robert Fournier
 SID: Jeff Weiss

WAYNE ST. (NEB.)

Wayne, NE 68787-1172II

Coach: Dan McLaughlin, Bellevue 1982
 Record: 1 Year, 4-7-0

2005 RESULTS (4-7)

0 St. Cloud St.	35
7 Neb.-Kearney ■	45
21 Mo.-Rolla	22
17 Okla. Panhandle ■	20
45 Minn.-Crookston	14
33 Minn. St. Moorhead ■	0
16 Northern St. ■	29
38 Southwest Minn. St.	13
20 Concordia-St. Paul	46
6 Winona St. ■	38
38 Bemidji St. *	28

Nickname: Wildcats
 Colors: Black & Gold
 Stadium: Memorial/Bob Cunningham Field
 Capacity: 3,500; Year Built: 1931
 AD: Eric Schoh
 SID: Mike Grosz

WAYNESBURG

Waynesburg, PA 15370III

Coach: Rick Shepas, Youngstown St. 1987
 Record: 1 Year, 4-6-0

2005 RESULTS (4-6)

17 Denison	21
28 Manchester ■	7
34 Hanover ■	17
7 Thomas More	13
38 Bethany (W.V.)	21
28 Thiel ■	35
6 Grove City	7
24 Wash. & Jeff. ■	35
10 Frostburg St.	17
40 Westminster (Pa.) ■	13

Nickname: Yellow Jackets
 Colors: Orange & Black
 Stadium: John F. Wiley
 Capacity: 4,000; Year Built: 1999
 AD: Rudy Marisa
 SID: Matthew Kifer

WEBER ST.

Ogden, UT 84408-2701I-AA

Coach: Ron McBride, San Jose St. 1963
 Record: 14 Years, 94-68-0

2005 RESULTS (6-5)

61 Western St. ■	0
17 Fresno St.	55
0 North Dakota St.	41
31 Northern Ariz. ■	23
19 Montana	24
24 Montana St. ■	27
26 Sacramento St. ■	14
28 Eastern Wash.	23
30 Idaho St. ■	21
14 Portland St.	39
27 Southern Utah	10

Nickname: Wildcats
 Colors: Royal Purple & White
 Stadium: Stewart
 Capacity: 17,500; Year Built: 1966
 AD: Jerry Graybeal
 SID: Brad Larsen

WESLEY

Dover, DE 19901-3875III

Coach: Mike Drass, Mansfield 1983
 Record: 13 Years, 96-38-1

2005 RESULTS (12-2)

31 DePauw	26
49 Averett	9
45 Buffalo St. ■	9
49 Kean ■	19
48 Seton Hill	10
35 Frostburg St. ■	10
45 Apprentice	0
0 Brockport St.	47
63 Salisbury ■	19
59 Chowan	13
59 Ferrum ■	14
46 Mary Hardin-Baylor	36
46 Bridgewater (Va.) ■	7
6 Wis.-Whitewater	58

Nickname: Wolverines
 Colors: Blue & White
 Stadium: Wolverine
 Capacity: 2,500; Year Built: 1989
 AD: Michael Drass
 SID: Steve Azzanesi

WESLEYAN (CONN.)

Middletown, CT 06459.....III

Coach: Frank Hauser, Wesleyan (Conn.) 1979
Record: 14 Years, 57-55-0

2005 RESULTS (0-8)

6 Tufts ■	16
19 Hamilton	24
14 Colby ■	28
29 Bates *	30
0 Amherst	37
10 Bowdoin	35
9 Williams ■	26
7 Trinity (Conn.)	63

Nickname: Cardinals
Colors: Red & Black
Stadium: Andrus Field
Capacity: 5,000; Year Built: 1881
AD: John Biddiscombe
SID: Brian Katten

WEST ALA.

Livingston, AL 35470.....II

Coach: Sam McCorkle, West Ala. 1973
Record: 11 Years, 29-91-2

2005 RESULTS (2-9)

34 Concordia-Selma ■	12
37 Lambuth ■	0
14 Delta St.	43
17 Ark.-Monticello ■	21
21 Arkansas Tech	27
14 Ouachita Baptist ■	20
0 West Ga.	41
19 Valdosta St. ■	31
13 Southern Ark. ■	23
13 Henderson St.	35
14 North Ala.	76

Nickname: Tigers
Colors: Red, White & Black
Stadium: Tiger
Capacity: 7,000; Year Built: 1952
AD: E.J. Brophy
SID: Jason Hughes

WEST CHESTER

West Chester, PA 19383.....II

Coach: Bill Zwaan, Delaware 1979
Record: 9 Years, 81-25-0

2005 RESULTS (8-4)

43 Clarion ■	14
7 North Dakota	41
30 Indiana (Pa.) ■	20
21 Delaware	42
64 Cheyney ■	0
48 Kutztown	21
27 Millersville	7
63 Mansfield ■	20
18 East Stroudsburg ■	17
35 Bloomsburg	42
24 Shippensburg	16
20 C.W. Post	24

Nickname: Golden Rams
Colors: Purple & Gold
Stadium: Farrell
Capacity: 7,500; Year Built: 1970
AD: Edward Matejkovic
SID: Tom DiCamillo

WEST GA.

Carrollton, GA 30118.....II

Coach: Mike Ledford, Tennessee Tech 1975
Record: 1 Year, 7-4-0

2005 RESULTS (7-4)

13 Presbyterian	48
10 Carson-Newman *	14
23 Harding ■	21

34 Ouachita Baptist	23
58 Ark.-Monticello ■	21
9 Arkansas Tech	14
41 West Ala. ■	0
31 Southern Ark. ■	14
38 Henderson St.	12
19 North Ala. ■	20
29 Valdosta St.	15

Nickname: Braves
Colors: Blue & Red
Stadium: Grisham
Capacity: 6,500; Year Built: 1966
AD: Edward G. Murphy
SID: Mitch Gray

WEST LIBERTY ST.

West Liberty, WV 26074.....II

Coach: Roger Waiatae, Dubuque
Record: 1 Year, 6-5-0

2005 RESULTS (6-5)

20 Geneva	24
20 Walsh ■	17
45 West Va. Tech ■	21
23 Concord ■	24
35 Seton Hill ■	10
68 West Va. Wesleyan	23
27 Fairmont St. ■	15
20 Glenville St.	45
16 West Virginia St. ■	7
7 Shepherd	34
7 Charleston (W.V.)	43

Nickname: Hilltoppers
Colors: Black & Gold
Stadium: Russek Field
Capacity: 4,000; Year Built: 1960
AD: James W. Watson
SID: Lynn Ullom

WEST TEX. A&M

Canyon, TX 79016-0999.....II

Coach: Don Carthel, Eastern N.M. 1974
Record: 10 Years, 55-49-1

2005 RESULTS (10-2)

90 N.M. Highlands	21
37 East Central ■	6
44 Central Okla.	31
41 Southwestern Okla. ■	14
28 Tex. A&M-Kingsville ■	20
47 Midwestern St.	44
52 Eastern N.M. ■	51
40 Abilene Christian	24
53 Angelo St. ■	58
19 Tex. A&M-Commerce	17
30 Tarleton St.	26
3 Pittsburg St. ■	41

Nickname: Buffaloes
Colors: Maroon & White
Stadium: Kimbrough
Capacity: 20,000; Year Built: 1959
AD: Ed Harris
SID: Zach Fisher

WEST VIRGINIA

Morgantown, WV 26507.....I-A

Coach: Rich Rodriguez, West Virginia 1985
Record: 13 Years, 84-58-2

2005 RESULTS (11-1)

15 Syracuse	7
35 Wofford ■	7
31 Maryland	19
20 East Caro. ■	15
17 Virginia Tech ■	34
27 Rutgers	14
46 Louisville ■	44
28 South Fla.	13

45 Connecticut ■	13
38 Cincinnati	0
45 Pittsburgh ■	13
38 Georgia *	35

Nickname: Mountaineers
Colors: Old Gold & Blue
Stadium: Mountaineer Field/Milan Puskar Stadium
Capacity: 60,000; Year Built: 1980
AD: Ed Pastilong
SID: Shelly Poe

WEST VIRGINIA ST.

Institute, WV 25112-1000.....II

Coach: Carl Lee, Marshall 1983
Record: 10 Years, 34-75-0

2005 RESULTS (2-9)

7 Bowie St. ■	40
7 Cheyney ■	32
23 West Va. Wesleyan	15
0 Fairmont St. ■	52
14 Charleston (W.V.) ■	17
14 Allen	21
13 Concord	24
36 West Va. Tech ■	7
7 West Liberty St.	16
20 Glenville St. ■	49
10 Shepherd	51

Nickname: Yellow Jackets
Colors: Old Gold & Black
Stadium: Lakin Field
Capacity: 5,000; Year Built: 1963
AD: Robert Parker
SID: Sean McAndrews

WEST VA. TECH

Montgomery, WV 25136.....II

Coach: Bill Briggs, Oregon 1977
Record: 1 Year, 0-11-0

2005 RESULTS (0-11)

0 Edinboro	47
3 Western Ky.	63
21 West Liberty St.	45
9 Carson-Newman *	71
7 Glenville St. ■	82
7 Shepherd	56
31 West Va. Wesleyan ■	57
7 West Virginia St.	36
21 Charleston (W.V.) ■	28
6 Concord	51
3 Fairmont St. ■	34

Nickname: Golden Bears
Colors: Blue & Gold
Stadium: Martin Field
Capacity: 2,500; Year Built: 1933
AD: Gary Prince
SID: Frank Costa

WEST VA. WESLEYAN

Buckhannon, WV 26201.....II

Coach: Bill Struble, West Va. Wesleyan 1976
Record: 23 Years, 106-125-0

2005 RESULTS (3-8)

10 Wingate	51
41 Mansfield ■	33
15 West Virginia St. ■	23
34 Charleston (W.V.)	39
23 Concord	14
23 West Liberty St. ■	68
57 West Va. Tech	31
42 Charleston So.	63
0 Shepherd ■	51
14 Fairmont St. *	55
10 Glenville St.	38

Nickname: Bobcats
Colors: Orange & Black

Stadium: Cebe Ross Field
Capacity: 3,500
AD: George A. Klebezz
SID: James Nekoloff

WESTERN CARO.

Cullowhee, NC 28723.....IAA

Coach: Kent Briggs, Western Caro. 1979
Record: 4 Years, 19-24-0

2005 RESULTS (5-4)

21 Mars Hill ■	7
41 Furman ■	21
3 Cincinnati	7
7 Citadel ■	17
7 Ga. Southern	45
38 Chattanooga	20
31 Elon ■	26
24 Wofford ■	0
7 Appalachian St.	35

Nickname: Catamounts
Colors: Purple & Gold
Stadium: E.J. Whitmire Stadium/Bob Waters Field
Capacity: 13,742; Year Built: 1974
AD: Chip Smith
SID: Mike Cawood

WESTERN CONN. ST.

Danbury, CT 06810.....III

Coach: John Burrell, Middlebury 1990
Record: 4 Years, 24-16-0

2005 RESULTS (6-4)

37 St. Peter's	13
35 Wm. Paterson ■	0
3 Rowan	49
56 Plymouth St. ■	7
49 Springfield	50
30 TCNJ ■	17
13 Montclair St.	36
7 Cortland St.	26
36 Kean ■	28
40 Mount Ida	7

Nickname: Colonials
Colors: Dark Blue, Metallic Copper & White
Stadium: Westside Athletic Complex
Capacity: 2,500; Year Built: 2003
AD: Edward Farrington
SID: Scott Ames

WESTERN ILL.

Macomb, IL 61455.....IAA

Coach: Don Patterson, Army 1973
Record: 7 Years, 50-31-0

2005 RESULTS (5-6)

14 Toledo	62
28 Northern Colo. ■	23
36 Stephen F. Austin	63
70 Iowa Wesleyan ■	7
24 UNI ■	41
24 Southern Ill. ■	34
21 Youngstown St.	23
7 Western Ky. ■	42
31 Illinois St.	17
63 Indiana St.	35
34 Missouri St. ■	24

Nickname: Leathernecks
Colors: Purple & Gold
Stadium: Hanson Field
Capacity: 15,168; Year Built: 1950
AD: Tim Van Alstine
SID: Jason Kaufman

WESTERN KY.

Bowling Green, KY 42101-3576.....IAA

Coach: David Elson, Butler 1994
Record: 3 Years, 24-12-0

2005 RESULTS (6-5)

63 West Va. Tech ■	3
23 Eastern Ky. ■	21
14 Auburn	37
38 Indiana St.	28
37 Illinois St.	34
37 Missouri St. ■	28
42 Western Ill.	7
20 Southern Ill. ■	31
20 UNI ■	23
10 Youngstown St.	42
35 Florida Int'l	38

Nickname: Hilltoppers
Colors: Red & White
Stadium: L.T. Smith
Capacity: 17,500; Year Built: 1968
AD: Camden Wood Selig
SID: Brian Fremund

WESTERN MICH.

Kalamazoo, MI 49008.....IA

Coach: Bill Cubit, Delaware 1975
Record: 6 Years, 41-22-1

2005 RESULTS (7-4)

19 Virginia	31
23 Toledo	56
34 Southern Ill. ■	28
19 Temple	16
31 Buffalo ■	21
57 Ball St. ■	60
45 Bowling Green	14
44 Kent St. ■	14
44 Eastern Mich. *	36
31 Central Mich. ■	24
7 Northern Ill.	42

Nickname: Broncos
Colors: Brown & Gold
Stadium: Waldo
Capacity: 30,200; Year Built: 1939
AD: Kathy Beaugard
SID: Daniel Jankowski

WESTERN NEW ENG.

Springfield, MA 01119.....III

Coach: Keith Emery, Dickinson 1994
Record: 1 Year, 3-6-0

2005 RESULTS (3-6)

13 Westfield St.	14
20 Fitchburg St.	35
14 Endicott ■	24
29 Salve Regina ■	17
27 MIT	31
45 Framingham St. ■	8
3 Mass.-Dartmouth	17
27 Curry	42
30 Nichols ■	7

Nickname: Golden Bears
Colors: Royal Blue & Gold
Stadium: Golden Bear
Capacity: 1,500; Year Built: 2002
AD: Michael Theulen
SID: Ken Cerino

WESTERN N.M.

Silver City, NM 88061.....II

Coach: Charley Wade, Missouri St. 1963
Record: 6 Years, 18-38-0

2005 RESULTS (5-5)

48 St. Paul's ■	6
24 N.M. Highlands ■	21
21 Tarleton St.	45
34 Winona St. ■	45

7 Mesa St.	26
29 Western St. ■	22
13 Azusa Pacific	20
24 Paul Quinn	7
27 Okla. Panhandle	9
20 Eastern N.M. ■	47

Nickname: Mustangs
Colors: Purple & Gold
Stadium: Ben Altamirano Field
Capacity: 3,000; Year Built: 2001
AD: Scott Woodard
SID: Kent Beaty

WESTERN ORE.

Monmouth, OR 97361-1394.....II

Coach: Arne Ferguson, Western Ore. 1991
Record: 1 Year, 5-6-0

2005 RESULTS (5-6)

35 Willamette ■	0
7 Linfield ■	49
7 Eastern Wash.	48
24 Southern Ore.	10
17 Central Wash. ■	48
9 Humboldt St.	17
16 Western Wash. ■	38
33 Central Wash.	61
39 Humboldt St. ■	35
28 Western Wash.	7
32 Puget Sound ■	15

Nickname: Wolves
Colors: Crimson Red & White
Stadium: McArthur Field
Capacity: 3,000
AD: Jon Carey
SID: Russ Blunck

WESTERN ST.

Gunnison, CO 81231.....II

Coach: Jeff Zenisek, Central Wash. 1983
Record: 5 Years, 21-34-0

2005 RESULTS (2-9)

7 Angelo St. ■	26
0 Weber St.	61
13 Colorado Mines	45
12 Neb.-Kearney ■	37
17 Fort Lewis ■	28
3 Mesa St.	20
22 Western N.M.	29
24 N.M. Highlands	20
10 Chadron St. ■	40
0 Adams St. ■	42
26 Fort Hays St.	14

Nickname: Mountaineers
Colors: Crimson & Slate
Stadium: Mountaineer Bowl
Capacity: 4,000; Year Built: 1950
AD: Greg Waggoner
SID: Bobby Heiken

WESTERN WASH.

Bellingham, WA 98225.....II

Coach: Rob Smith, Washington 1981
Record: 17 Years, 109-62-1

2005 RESULTS (4-6)

49 Mesa St.	20
21 Washburn	31
20 St. Cloud St. ■	38
7 North Dakota	47
21 Humboldt St. ■	16
17 Central Wash. *	37
38 Western Ore.	16
28 Humboldt St.	24
28 Central Wash. ■	31
7 Western Ore. ■	28

Nickname: Vikings
Colors: Blue, Silver & White
Stadium: Bellingham Civic
Capacity: 4,200; Year Built: 1961
AD: Lynda Goodrich
SID: Paul Madison

WESTFIELD ST.
Westfield, MA 01086-1630.....III

Coach: Steve Marino, Westfield St. 1971
Record: 16 Years, 82-74-1

2005 RESULTS (4-5)

14 Western New Eng. ■	13
16 Nichols	14
0 Fitchburg St. ■	6
7 Worcester St.	47
14 Mass. Maritime	0
7 Bridgewater St. ■	32
10 Framingham St.	2
11 Maine Maritime ■	21
21 Curry ■	31

Nickname: Owls
Colors: Blue & White
Stadium: Alumni Field
Capacity: 4,800; Year Built: 1982
AD: Richard Lenfest
SID: Mickey Curtis

WESTMINSTER (MO.)
Fulton, MO 65251-1299.....III

Coach: John Welty, Benedictine (Ill.) 1977
Record: 15 Years, 59-83-1

2005 RESULTS (5-5)

7 Coe	49
7 Washington-St. Louis ■	27
21 Minn.-Morris	20
0 Martin Luther ■	6
14 Rockford	7
35 Blackburn ■	20
41 Maranatha Baptist ■	19
40 Principia	0
7 Northwestern (Minn.) *	27
14 Huntingdon ■	35

Nickname: Blue Jays
Colors: Blue & White
Stadium: Priest Field
Capacity: 1,500; Year Built: 1906
AD: Matt Mitchell
SID: Erin Brown

WESTMINSTER (PA.)
New Wilmington, PA 16172.....III

Coach: Jeff Hand, Clarion 1992
Record: 7 Years, 41-30-0

2005 RESULTS (4-6)

3 Ohio Northern ■	48
12 Allegheny	9
38 Hiram	7
3 Thomas More ■	17
20 Wash. & Jeff. ■	45
34 Bethany (W.V.)	13
0 Thiel ■	34
13 Frostburg St. ■	16
14 Grove City ■	13
13 Waynesburg	40

Nickname: Titans
Colors: Navy Blue & White
Stadium: Harold Bury
Capacity: 4,500; Year Built: 1950
AD: James E. Daffler
SID: Joe Onderko

WHEATON (ILL.)
Wheaton, IL 60187-5593.....III

Coach: Mike Swider, Wheaton (Ill.) 1977
Record: 10 Years, 78-25-0

2005 RESULTS (7-3)

23 Gust. Adolphus	16
58 Greenville ■	7

48 Hope ■	7
26 North Central (Ill.)	35
41 Millikin ■	35
24 Elmhurst	7
14 Ill. Wesleyan	23
30 Carthage ■	14
52 North Park	0
7 Augustana (Ill.) ■	28

Nickname: Thunder
Colors: Orange & Blue
Stadium: McCully Field
Capacity: 4,000; Year Built: 1956
AD: Tony Ladd
SID: Brett Marhanka

WHITTIER
Whittier, CA 90608-0634.....III

Coach: Greg Carlson, Wis.-Oshkosh 1970
Record: 21 Years, 117-79-2

2005 RESULTS (2-7)

29 Colorado Col.	26
27 Menlo ■	19
9 Pomona-Pitzer ■	24
20 Occidental ■	28
24 Redlands	30
20 Chapman	23
24 Claremont-MS ■	27
14 Cal Lutheran	27
30 La Verne	44

Nickname: Poets
Colors: Purple & Gold
Stadium: Memorial
Capacity: 7,000
AD: Rock Carter
SID: Rock Carter

WHITWORTH
Spokane, WA 99251-2501.....III

Coach: John Tully, Azusa Pacific 1975
Record: 16 Years, 81-72-0

2005 RESULTS (5-3)

35 Redlands ■	21
43 La Verne ■	28
14 Eastern Ore.	24
32 Linfield ■	47
46 Puget Sound	27
48 Menlo ■	10
34 Willamette ■	40
54 Pacific Lutheran	35

Nickname: Pirates
Colors: Crimson & Black
Stadium: Pine Bowl
Capacity: 2,200
AD: Scott McQuilkin
SID: Steve Flegel

WIDENER
Chester, PA 19013-5792.....III

Coach: David Wood, Widener 1991
Record: 3 Years, 19-12-0

2005 RESULTS (8-3)

0 Wilkes	13
15 Lycoming ■	7
41 Lebanon Valley	38
34 Moravian ■	24
33 Albright	19
42 Susquehanna ■	7
24 King's (Pa.)	31
52 Juniata ■	7
31 Salisbury	28
21 Delaware Valley	36
27 Montclair St. ■	18

Nickname: Pioneers
Colors: Blue & Gold

Stadium: Leslie Quick Jr.
Capacity: 4,500; Year Built: 1994
AD: David Duda
SID: James Wagner

WILKES
Wilkes-Barre, PA 18766.....III

Coach: Frank Sheptock, Bloomsburg 1986
Record: 10 Years, 62-42-0

2005 RESULTS (8-3)

17 Wm. Paterson	21
13 Widener ■	0
14 Delaware Valley	17
37 FDU-Florham ■	21
17 Lycoming	14
28 Lebanon Valley ■	6
27 Moravian	17
48 Albright ■	21
59 Susquehanna	38
36 King's (Pa.) ■	13
3 Rowan	42

Nickname: Colonels
Colors: Blue & Gold
Stadium: Ralston Field
Capacity: 4,000; Year Built: 1965
AD: Addy Malatesta
SID: John Seitzinger

WILLAMETTE
Salem, OR 97301-3931.....III

Coach: Mark Speckman, Azusa Pacific 1977
Record: 8 Years, 46-34-0

2005 RESULTS (5-4)

0 Western Ore.	35
24 Mary Hardin-Baylor ■	45
13 Azusa Pacific	31
52 Menlo ■	20
21 Puget Sound	17
34 Southern Ore. ■	28
34 Pacific Lutheran ■	27
40 Whitworth	34
21 Linfield ■	63

Nickname: Bearcats
Colors: Cardinal & Old Gold
Stadium: McCulloch
Capacity: 2,400; Year Built: 1950
AD: Mark Majeski
SID: Geoff Sugerman

WILLIAM & MARY
Williamsburg, VA 23187.....I-AA

Coach: Jimmie Laycock, William & Mary 1970
Record: 26 Years, 175-119-2

2005 RESULTS (5-6)

24 Marshall	36
41 VMI	7
29 Rhode Island	48
56 Liberty ■	0
42 New Hampshire ■	10
44 Northeastern	41
44 Towson ■	13
21 Villanova	35
29 James Madison ■	30
21 Delaware ■	22
7 Richmond	41

Nickname: Tribe
Colors: Green, Gold & Silver
Stadium: Walter Zable
Capacity: 12,259; Year Built: 1935
AD: Edward C. Driscoll Jr.
SID: Pete Clawson

WM. PATERSON
Wayne, NJ 07470-2152III

Coach: Mike Miello, Rhode Island 1967
Record: 1 Year, 5-5-0

2005 RESULTS (5-5)

21 Wilkes ■	17
0 Western Conn. St.	35
17 Plymouth St.	0
6 Kean	24
7 TCNJ ■	13
16 Montclair St. ■	26
0 Cortland St. ■	31
38 Mount Ida	0
20 Rowan ■	19
14 Husson ■	10

Nickname: Pioneers
Colors: Orange & Black
Stadium: Wightman Field
Capacity: 3,000; Year Built: 1972
AD: Sabrina Grant
SID: Brian Falzarano

WILLIAMS
Williamstown, MA 01267III

Coach: Mike Whalen, Wesleyan (Conn.) 1983
Record: 2 Years, 12-4-0

2005 RESULTS (6-2)

9 Colby	35
6 Trinity (Conn.)	34
8 Bates ■	7
39 Middlebury	18
37 Tufts ■	13
56 Hamilton ■	14
26 Wesleyan (Conn.)	9
34 Amherst ■	23

Nickname: Ephs
Colors: Purple
Stadium: Weston Field
Capacity: 10,000; Year Built: 1875
AD: Harry Sheehy
SID: Dick Quinn

WILMINGTON (OHIO)
Wilmington, OH 45177III

Coach: Mike Wallace, Bowling Green 1968
Record: 15 Years, 58-89-1

2005 RESULTS (2-8)

18 Mt. St. Joseph ■	21
14 Muskingum ■	3
6 Baldwin-Wallace	28
28 Heidelberg	14
6 Mount Union ■	41
14 John Carroll ■	31
14 Otterbein	47
3 Marietta ■	18
0 Ohio Northern	63
10 Capital	48

Nickname: Quakers
Colors: Green & White
Stadium: Williams
Capacity: 3,250; Year Built: 1983
AD: Terry A. Rupert
SID: Marty Fuller

WINGATE
Wingate, NC 28174II

Coach: Joe Reich, Gettysburg 1988
Record: 5 Years, 27-27-0

2005 RESULTS (5-5)

51 West Va. Wesleyan ■	10
26 Webber Int'l	25
44 North Greenville	7

10 Tusculum	7
28 Lenoir-Rhyne ■	7
24 Catawba ■	30
22 Mars Hill	32
31 Newberry	34
21 Presbyterian ■	27
14 Carson-Newman ■	47

Nickname: Bulldogs
Colors: Navy Blue & Old Gold
Stadium: Irwin Belk
Capacity: 3,000; Year Built: 1998
AD: Steve Poston
SID: David Sherwood

WINONA ST.
Winona, MN 55987-5838II

Coach: Tom Sawyer, Winona St. 1983
Record: 10 Years, 84-32-0

2005 RESULTS (8-3)

16 Truman	21
40 Emporia St. ■	21
6 North Dakota ■	51
45 Western N.M.	34
42 Southwest Minn. St.	14
73 Minn.-Crookston ■	0
47 Bemidji St. ■	13
31 Northern St.	22
54 Minn. St. Moorhead ■	7
38 Wayne St. (Neb.)	6
21 Concordia-St. Paul *	35

Nickname: Warriors
Colors: Purple & White
Stadium: Maxwell
Capacity: 3,500
AD: Larry Holstad
SID: Michael R. Herzberg

WINSTON-SALEM
Winston-Salem, NC 27110II

Coach: Kermit Blount, Winston-Salem 1980
Record: 13 Years, 76-57-3

2005 RESULTS (6-4)

10 Catawba ■	20
6 Howard	20
12 South Carolina St. ■	52
24 Elizabeth City St. ■	23
31 Virginia Union	0
26 Fayetteville St.	24
42 Livingstone	14
17 N.C. Central ■	20
28 Johnson C. Smith ■	9
35 St. Augustine's ■	33

Nickname: Rams
Colors: Scarlet & White
Stadium: Bowman-Gray
Capacity: 18,000; Year Built: 1940
AD: Percy Caldwell
SID: Chris Zona

WISCONSIN
Madison, WI 53711IA

Coach: Barry Alvarez, Nebraska 1969
Record: 16 Years, 118-73-3

2005 RESULTS (10-3)

56 Bowling Green ■	42
65 Temple ■	0
14 North Carolina	5
23 Michigan ■	20
41 Indiana ■	24
48 Northwestern	51
38 Minnesota	34
31 Purdue ■	20
41 Illinois	24
14 Penn St.	35
10 Iowa ■	20

41 Hawaii	24
24 Auburn *	10

Nickname: Badgers
Colors: Cardinal & White
Stadium: Camp Randall
Capacity: 80,360; Year Built: 1917
AD: Barry Alvarez
SID: Justin Doherty

WIS.-EAU CLAIRE
Eau Claire, WI 54702-4004III

Coach: Todd Hoffner, Valley City St. 1989
Record: 7 Years, 42-28-0

2005 RESULTS (6-4)

28 St. John's (Minn.) ■	35
46 Ill. Wesleyan ■	0
10 St. Francis (Ind.)	35
7 Wis.-Whitewater	28
21 Wis.-River Falls	11
17 Wis.-Stout ■	9
27 Wis.-La Crosse ■	20
17 Wis.-Stevens Point	3
18 Wis.-Oshkosh	24
30 Wis.-Platteville ■	14

Nickname: Blugolds
Colors: Navy Blue & Old Gold
Stadium: Carson Park
Capacity: 6,500; Year Built: 1937
AD: Scott Kilgallon
SID: Tim Petermann

WIS.-LA CROSSE
La Crosse, WI 54601III

Coach: Larry Terry, Wis.-La Crosse 1977
Record: 12 Years, 65-52-1

2005 RESULTS (5-4)

13 South Dakota St.	42
34 Howard Payne	6
24 Wis.-Stevens Point ■	0
45 Wis.-Platteville	27
23 Wis.-Whitewater ■	29
20 Wis.-Eau Claire	27
6 Wis.-Stout ■	24
40 Wis.-River Falls	25
33 Wis.-Oshkosh ■	18

Nickname: Eagles
Colors: Maroon & Gray
Stadium: Veterans Memorial
Capacity: 4,349; Year Built: 1924
AD: Joe Baker
SID: David Johnson

WIS.-OSHKOSH
Oshkosh, WI 54901-8683III

Coach: Phil Meyer, Illinois St. 1979
Record: 6 Years, 26-33-0

2005 RESULTS (7-3)

31 William Penn	29
41 Concordia (Wis.) ■	13
27 Albion	13
10 Wis.-River Falls ■	13
34 Wis.-Stout ■	27
30 Wis.-Platteville	28
23 Wis.-Stevens Point ■	20
7 Wis.-Whitewater	36
24 Wis.-Eau Claire ■	18
18 Wis.-La Crosse	33

Nickname: Titans
Colors: Black, Gold & White
Stadium: Titan
Capacity: 9,800; Year Built: 1970
AD: Allen F. Ackerman
SID: Kennan Timm

WIS.-PLATTEVILLE

Platteville, WI 53818-3099III

Coach: Mike Emendorfer, William Penn 1986
Record: 7 Years, 23-46-0

2005 RESULTS (1-9)

26	Dubuque ■	0
16	Wis.-Stout	24
14	Drake ■	37
14	Augustana (Ill.)	45
27	Wis.-La Crosse ■	45
28	Wis.-Oshkosh ■	30
28	Wis.-Whitewater	63
21	Wis.-River Falls	28
3	Wis.-Stevens Point ■	31
14	Wis.-Eau Claire	30

Nickname: Pioneers
Colors: Blue & Orange
Stadium: Ralph E. Davis Pioneer
Capacity: 10,000; Year Built: 1972
AD: Mark Molesworth
SID: Paul Erickson

WIS.-RIVER FALLS

River Falls, WI 54022III

Coach: John O'Grady, Wis.-River Falls 1979
Record: 17 Years, 92-75-3

2005 RESULTS (3-7)

21	Concordia-St. Paul ■	26
19	Bemidji St. ■	35
45	Pacific Lutheran ■	14
13	Wis.-Oshkosh	10
11	Wis.-Eau Claire ■	21
16	Wis.-Stevens Point	23
6	Wis.-Stout	38
28	Wis.-Platteville ■	21
25	Wis.-La Crosse ■	40
16	Wis.-Whitewater	35

Nickname: Falcons
Colors: Red & White
Stadium: Ramer Field
Capacity: 4,800; Year Built: 1966
AD: Richard H. Bowen
SID: Jim Thies

WIS.-STEVENS POINT

Stevens Point, WI 54481III

Coach: John Miech, Wis.-Stevens Point 1975
Record: 18 Years, 117-62-2

2005 RESULTS (4-6)

12	Hardin-Simmons ■	38
7	Linfield	45
42	Waldorf ■	13
0	Wis.-La Crosse	24
12	Wis.-Whitewater ■	44
23	Wis.-River Falls ■	16
20	Wis.-Oshkosh	23
3	Wis.-Eau Claire ■	17
31	Wis.-Platteville	3
38	Wis.-Stout ■	26

Nickname: Pointers
Colors: Purple & Gold
Stadium: Goerke Field
Capacity: 4,000; Year Built: 1932
AD: Frank O'Brien
SID: Jim Strick

WIS.-STOUT

Menomonie, WI 54751-0790III

Coach: Todd Strop, Wisconsin 1992
Record: 2 Years, 11-8-0

2005 RESULTS (6-4)

49	Upper Iowa ■	14
24	Wis.-Platteville ■	16

24	Springfield	7
44	Waldorf ■	3
27	Wis.-Oshkosh	34
9	Wis.-Eau Claire	17
38	Wis.-River Falls ■	6
24	Wis.-La Crosse	6
10	Wis.-Whitewater ■	32
26	Wis.-Stevens Point	38

Nickname: Blue Devils
Colors: Navy & White
Stadium: Don & Nona Williams
Capacity: 4,500; Year Built: 2001
AD: Steve Terry
SID: Layne Pitt

WIS.-WHITEWATER

Whitewater, WI 53190III

Coach: Bob Berezowitz, Wis.-Whitewater 1967
Record: 21 Years, 144-72-4

2005 RESULTS (14-1)

45	St. Norbert	7
34	St. Xavier ■	20
73	Lakeland	12
28	Wis.-Eau Claire ■	7
44	Wis.-Stevens Point	12
29	Wis.-La Crosse	23
63	Wis.-Platteville ■	28
36	Wis.-Oshkosh ■	7
32	Wis.-Stout	10
35	Wis.-River Falls ■	16
34	Central (Iowa) ■	14
34	St. John's (Minn.) ■	7
44	Linfield	41
58	Wesley ■	6
28	Mount Union *	35

Nickname: Warhawks
Colors: Purple & White
Stadium: Warhawk
Capacity: 11,000; Year Built: 1970
AD: Paul Plinske
SID: Tom Fick

WIS. LUTHERAN

Milwaukee, WI 53226III

Coach: Dennis Miller, St. Cloud St. 1977
Record: 18 Years, 94-97-0

2005 RESULTS (1-9)

3	Valparaiso	17
14	Rockford ■	21
13	Concordia (Wis.)	40
37	Tri-State ■	14
13	Kalamazoo	21
7	Hope	38
0	Albion ■	41
7	Alma	48
14	Oliver ■	28
14	Adrian	31

Nickname: Warriors
Colors: Forest Green & White
Stadium: Warrior Field
Capacity: 1,500; Year Built: 2004
AD: Edward Noon
SID: Adam Heinzen

WITTENBERG

Springfield, OH 45504III

Coach: Joe Fincham, Ohio 1988
Record: 10 Years, 93-19-0

2005 RESULTS (5-5)

0	Capital ■	54
23	Dayton	41
27	Alma	38
31	Denison ■	6
48	Earlham	0
66	Hiram	0
20	Wabash	26

31	Ohio Wesleyan ■	9
45	Wooster ■	0
21	Allegheny	31

Nickname: Tigers
Colors: Red & White
Stadium: Edwards-Maurer
Capacity: 3,000; Year Built: 1994
AD: Garnett Purnell
SID: Ryan Maurer

WOFFORD

Spartanburg, SC 29303-3663I-AA

Coach: Mike Ayers, Georgetown (Ky.) 1974
Record: 21 Years, 127-106-2

2005 RESULTS (6-5)

34	Georgetown (Ky.) ■	24
7	West Virginia	35
21	Ga. Southern ■	17
13	Chattanooga	25
14	Elon ■	9
38	VMI ■	23
17	Appalachian St. ■	49
28	Citadel	10
0	Western Caro.	24
21	Furman	34
56	Gardner-Webb	42

Nickname: Terriers
Colors: Old Gold & Black
Stadium: Gibbs
Capacity: 13,000; Year Built: 1996
AD: Richard Johnson
SID: Mark Cohen

WOOSTER

Wooster, OH 44691III

Coach: Mike Schmitz, Bowling Green 1974
Record: 6 Years, 42-20-0

2005 RESULTS (6-4)

13	Muskingum	10
37	MacMurray ■	0
38	Case Reserve	21
37	Allegheny	34
21	Kenyon ■	24
10	Wabash ■	44
20	Oberlin	19
59	Hiram ■	17
0	Wittenberg	45
7	Ohio Wesleyan ■	21

Nickname: Fighting Scots
Colors: Black & Old Gold
Stadium: John P. Papp
Capacity: 4,500; Year Built: 1915
AD: Keith D. Beckett
SID: Hugh Howard

WPI

Worcester, MA 01609III

Coach: Ed Zaloom, Cortland St. 1975
Record: 10 Years, 41-54-0

2005 RESULTS (6-3)

28	Worcester St. ■	17
52	Becker ■	21
28	Merchant Marine ■	21
7	Hobart ■	24
3	Union (N.Y.)	31
19	Rochester	17
15	Rensselaer	31
23	Coast Guard	13
40	St. Lawrence	33

Nickname: Engineers
Colors: Crimson & Gray
Stadium: Alumni Field
Capacity: 2,800; Year Built: 1916
AD: Dana L. Harmon
SID: Steve Raczynski

WORCESTER ST.

Worcester, MA 01602-2597.....III

Coach: Brien Cullen, Worcester St. 1977
Record: 21 Years, 126-79-0

2005 RESULTS (5-5)

18	Curry23
17	WPI28
28	Salve Regina ■27
49	MIT6
47	Westfield St. ■7
37	Framingham St.0
27	Mass. Maritime ■7
7	Maine Maritime35
20	Bridgewater St. ■24
17	Fitchburg St.20

Nickname: Lancers
Colors: Royal Blue & Gold
Stadium: John Coughlin Memorial
Capacity: 2,500; Year Built: 1976
AD: Susan E. Chapman
SID: John Meany

WYOMING

Laramie, WY 82071-3414I-A

Coach: Joe Glenn, South Dakota 1971
Record: 21 Years, 172-80-1

2005 RESULTS (4-7)

14	Florida32
38	La.-Monroe ■0

29	Air Force28
24	Mississippi14
42	UNLV ■17
14	TCU ■28
24	New Mexico ■27
31	Colorado St.39
13	Utah43
21	Brigham Young ■35
21	San Diego St.34

Nickname: Cowboys
Colors: Brown & Gold
Stadium: Jonah Field at War Memorial Stadium
Capacity: 32,580; Year Built: 1950
AD: Gary Barta
SID: Tim Harkins

YALE

New Haven, CT 06520-8216.....I-AA

Coach: Jack Siedlecki, Union (N.Y.) 1974
Record: 18 Years, 103-64-2

2005 RESULTS (4-6)

14	San Diego17
37	Cornell ■17
19	Holy Cross ■22
13	Dartmouth ■0
21	Lehigh28
21	Penn38
37	Columbia3
21	Brown ■38
21	Princeton14
24	Harvard ■30

Nickname: Elis, Bulldogs
Colors: Yale Blue & White
Stadium: Yale Bowl
Capacity: 64,269; Year Built: 1914
AD: Thomas A. Beckett
SID: Steve Conn

YOUNGSTOWN ST.

Youngstown, OH 44555-0001I-AA

Coach: Jon Heacock, Muskingum 1983
Record: 5 Years, 32-24-0

2005 RESULTS (8-3)

44	Slippery Rock ■14
35	Northeastern ■16
42	Liberty0
0	Pittsburgh41
20	Illinois St. ■17
45	Indiana St.0
23	Western Ill. ■21
31	Missouri St. ■7
7	UNI21
17	Southern Ill.31
42	Western Ky. ■10

Nickname: Penguins
Colors: Red & White
Stadium: Arnold D. Stambaugh
Capacity: 20,630; Year Built: 1982
AD: Ron Strollo
SID: Trevor Parks

The NCAA salutes the more than
360,000 student-athletes
participating in **23 sports** at
more than **1,000** member institutions

