

RECORDS



Official 2006 NCAA® Men's and Women's Ice Hockey Records Book

Individual and Team Records

Includes Single-Game, Season and
Career Statistics

Coaching Records

Championship Results

2005 Statistical Leaders

All-Americans and Award Winners

Attendance Records

2005 Conference Standings



RECORDS



Official 2006 NCAA® Men's and Women's Ice Hockey Records Book

Individual and Team Records

Includes Single-Game, Season and
Career Statistics

Coaching Records

Championship Results

2005 Statistical Leaders

All-Americans and Award Winners

Attendance Records

2005 Conference Standings





THE NATIONAL COLLEGIATE ATHLETIC ASSOCIATION

P.O. Box 6222, Indianapolis, Indiana 46206-6222
317/917-6222

www.ncaa.org
www.ncaasports.com

October 2005

Statistical Compilation By:

J.D. Hamilton, *Assistant Director of Statistics*
Bonnie Senappe, *Assistant Director of Statistics*
Tyson Mathews, *2005 Summer Statistics Intern*

Distributed to sports information directors and conference publicity directors.

NCAA, NCAA logo and National Collegiate Athletic Association are registered marks of the Association and use in any manner is prohibited unless prior approval is obtained from the Association.

Copyright, 2005, by the National Collegiate Athletic Association.
Printed in the United States of America.

ISSN 1089-0092
NCAA 51385-10/05

Contents

School Name-Change/Abbreviation Key	4
New to This Book	7
Division I Men's Records	9
Division III Men's Records	27
Men's Championship Results	43
Men's Award Winners.....	65
Men's Coaching Records	77
2005 Men's Statistical Leaders.....	81
2005 Men's Conference Standings	89
Men's Attendance Records.....	93
Division I Women's Records.....	97
Division III Women's Records	111
Women's Championship Results	123
Women's Award Winners	135
Women's Coaching Records	139
2005 Women's Statistical Leaders	143
2005 Women's Conference Standings	151
Women's Attendance Records	153



School Name- Change/ Abbreviation Key

Various schools have changed their name. The current school name is listed along with other names by which the schools have been referred. (Note: Not all schools in this list currently sponsor or have sponsored ice hockey.)

SCHOOL name changes

Current school name:	Changed from:
Albertson	Col. of Idaho
Alcorn St.	Alcorn A&M
Alliant Int'l	U.S. Int'l; Cal Western
Arcadia	Beaver
Ark.-Pine Bluff	Arkansas AM&N
Armstrong Atlantic.....	Armstrong St.
Auburn	Alabama Poly
Augusta St.	Augusta
Bemidji St.	Bemidji Teachers
Benedictine (Ill.)	Ill. Benedictine
Bradley	Bradley Tech
UC Davis	California Aggies
Cal St. East Bay	Cal St. Hayward
Cal St. Fullerton	Orange County State College; Orange St.
Cal St. L.A.	Cal St. Los Angeles
Cal St. Northridge	San Fernando Valley St.
Case Reserve	Case Institute of Technology
Central Okla.	Central St. (Okla.)
Charleston So.	Baptist (S.C.)
Charleston (W.V.).....	Morris Harvey
Charlotte	UNC Charlotte
Chattanooga	Tenn.-Chatt.
Cleveland St.	Fenn
Colorado St.	Colorado A&M
Colorado St.-Pueblo	Southern Colo.
Columbus St.	Columbus
Concordia (Calif.).....	Christ College-Irvine
Concordia (Ill.)	Concordia Teachers
Crown	St. Paul Bible
DeSales	Allentown
Detroit	Detroit Mercy; Detroit Tech
Dist. of Columbia	D.C. Teachers; Federal City
Dominican	Rosary
Drexel	Drexel Tech
Duke	Trinity (N.C.)
Eastern Mich.	Michigan Normal
Emporia St.	Kansas St. Normal
FDU-Florham.....	FDU-Madison
Fresno St.	Fresno Pacific
Ga. Southern	Georgia Teachers
Ill.-Chicago	Ill.-Chicago Circle
Illinois St.	Illinois St. Normal; Illinois Normal
Indiana (Pa.)	Indiana St. (Pa.)
Indianapolis.....	Indiana Central
Iowa	State University of Iowa
Iowa St.	Ames
James Madison	Madison
Johnson C. Smith.....	Johnson Smith
Kansas St.	Kansas Aggies
Kent St.	Kent
La Sierra	Loma Linda
Lamar	Lamar Tech
Liberty	Lynchburg Baptist; Liberty Baptist
La.-Lafayette.....	Southwestern La.
La.-Monroe	Northeast La.
Loyola Marymount.....	Loyola U. of L.A.
Lynn	College of Boca Raton
Lyon.....	Arkansas College
Maritime (N.Y.)	N.Y. Maritime
Martin Luther.....	Northwestern (Wis.)
Marycrest Int'l.....	Teikyo Marycrest
Md.-East. Shore	Maryland St.

Current school name:

Massachusetts.....	Massachusetts St.; Massachusetts Agriculture Col.
Mass. Liberal Arts.....	North Adams St.
Mass.-Dartmouth.....	Southeastern Mass.
Mass.-Lowell.....	Lowell; Lowell St.; Lowell Tech
McDaniel.....	Western Md.
Memphis.....	Memphis St.
Minn. St. Mankato.....	Mankato Teachers; Mankato St.
Minn. St. Moorhead.....	Moorhead St.; Moorhead Teachers
Missouri St.....	Southwest Mo. St.
Mont. St.-Billings.....	Eastern Montana
Montana St.-Northern.....	Northern Montana
Murray St.....	Murray Teachers
Neb.-Kearney.....	Kearney St.
Neb.-Omaha.....	Omaha
New England U.....	St. Francis (Me.)
New Jersey City.....	Jersey City St.
N.J. Inst. of Tech.....	Newark Engineering
New Mexico St.....	New Mexico A&M
New Orleans.....	Louisiana St. (N.O.)
North Ala.....	Florence St.
N.C. Central.....	North Caro. College
UNC Pembroke.....	Pembroke St.
North Central (Ill.).....	North Central
North Central Texas.....	Cooke County
North Texas.....	North Tex. St.
Northeastern St.....	Northeastern Okla. St.
Northern Ariz.....	Arizona St.-Flagstaff; Flagstaff Teachers
Northern Colo.....	Colorado St. College
Oklahoma St.....	Oklahoma A&M
Old Dominion.....	William & Mary (Norfolk)
Pepperdine.....	George Pepperdine
Phila. Sciences.....	Philadelphia Pharmacy
Philadelphia U.....	Philadelphia Textile
Polytechnic (N.Y.).....	New York Poly; Brooklyn Poly
Post.....	Teikyo Post; Post
Rhodes.....	Southwestern (Tenn.)
Rice.....	Rice Institute
Richard Stockton.....	Stockton St.
Rochester Inst.....	Mechanics Institute
Rowan.....	Glassboro St.
Salem Int'l.....	Salem-Teikyo; Salem
Southern Ind.....	Indiana St.-Evansville
Southern Me.....	Maine Portland-Gorham; Gorham St. (Me.)
Southern N.H.....	New Hamp. Col.
Southern U.....	Southern B.R.
Southwest Minn. St.....	Southwest St.
Stevens Institute.....	Stevens Tech
Taylor-Ft. Wayne.....	Summit Christian
Tex. A&M-Commerce.....	East Texas St.
Tex. A&M-Kingsville.....	Texas A&I
Tex.-Pan American.....	Pan American
Texas St.....	Southwest Tex. St.
Towson.....	Towson St.
Truman.....	Northeast Mo. St.; Truman St.
Tulsa.....	Henry Kendall
Washburn.....	Lincoln College
Washington-St. Louis.....	Washington (Mo.)
Washington St.....	Washington Agricultural College
West Ala.....	Livingston
West Tex. A&M.....	West Texas St.
Western Mich.....	Western State Teachers
Western N.M.....	New Mexico Western
Western Ore.....	Oregon Tech; Oregon College of Education
Western St.....	Colo. Western; Colorado Normal
Westmar.....	Western Union College; Teikyo Westmar
Wichita St.....	Fairmount
Widener.....	Pennsylvania Military College
Wm. Paterson.....	Paterson St.
Wis.-Eau Claire.....	Eau Claire Teachers
Wis.-La Crosse.....	La Crosse Teachers
Wis.-River Falls.....	River Falls Teachers
Wis.-Superior.....	Superior Normal; Superior St. Teachers
Xavier.....	St. Xavier

SCHOOLS also known as

Current school name:

Air Force.....	U.S. Air Force Academy
Apprentice School.....	Newport News
Army.....	U.S. Military Academy; West Point
Baruch.....	Bernard M. Baruch
Case Reserve.....	Case Western Reserve

Also known as:



Current school name:

Also known as:

CCNY City College of New York
City Tech NYCCT; New York City Tech
Coast Guard U.S. Coast Guard Academy
GC&SU Georgia College & State University
Hawthorne Nathaniel Hawthorne
IPFW Indiana/Purdue-Ft. Wayne
IUPUI Indiana/Purdue-Indianapolis
Lehman Herbert H. Lehman
Lipscomb David Lipscomb
Long Island LIU-Brooklyn
LSU Louisiana St.
Merchant Marine King's Point; U.S. Merchant Marine Academy
MIT Massachusetts Institute of Technology
Navy U.S. Naval Academy
TCNJ The College of New Jersey (was Trenton St.)
NYIT New York Institute of Technology; New York Tech
Rochester Inst. RIT
Sewanee University of the South
TCU Texas Christian
UAB Ala.-Birmingham
UCF Central Fla. (was Florida Tech)
UCLA University of California, Los Angeles
UMBC Md.-Balt. County
UMKC Mo.-Kansas City
UNI Northern Iowa (was Iowa Teachers)
UNLV Nevada-Las Vegas (was Nevada Southern)
UTEP Texas-El Paso (was Texas Western)
VMI Va. Military
WPI Worcester Poly Inst.

New To this Book

Division I Men

Record	Page(s)
Goalie Shutouts (Season)	10, 13

Division III Men

Record	Page(s)
Quickest Hat Trick to Start a Game	28, 29

Men's Championship Results

Section	Page(s)
Division II Championship (Discontinued)	55-57

Men's Award Winners

Award	Page(s)
Division I First-Team all-Americans by College	69-71
Division III First-Team all-Americans by College	73-75
Hobey Baker Award	75
Sid Watson Award	75

Men's Coaching Records

Section	Page(s)
Coaching Honors	79

Division III Women

Record	Page(s)
Entire Section	111-121

Women's Award Winners

Award	Page(s)
Division III all-America Teams	136-137
Division III First-Team all-Americans by College	137
Special Awards	137

Women's Coaching Records

Section	Page(s)
Winningest All-Divisions Active Coaches by Percentage	140
Winningest All-Divisions Active Coaches by Wins	140
Division III Coaching Records	141-142



Men's Division I Records

Individual Records	10
Individual Leaders	10
Annual Individual Champions.....	16
Team Records.....	17
Team Leaders.....	18
Annual Team Champions	24
AHCA Final Polls	24
USCHO Final Polls	25



Individual Records

Official NCAA men's ice hockey records began with the 1948 season and are based on information submitted to the NCAA statistics service by institutions participating in the statistics rankings. In statistical rankings, the rounding of percentages and/or averages may indicate ties where none exist. In these cases, the numerical order of the rankings is accurate.

Offense

POINTS SCORED

Game

11—Craig MacTavish, Mass.-Lowell vs. Bryant, Feb. 17, 1979; Bob Wheeler, Brown vs. Springfield, Jan. 31, 1952

Season

116—Tony Hrkac, North Dakota, 1987 (46 goals, 70 assists)

Career

330—Dave Rost, Army, 1974-77 (104 goals, 226 assists)

POINTS PER GAME

Season

3.82—Dave Merhar, Army, 1969 (57 goals, 50 assists, 28 games)

Career

3.15—Steve Moria, Alas. Fairbanks, 1983-85 (108 goals, 163 assists, 86 games)

GOALS

Game

9—Ken Kaiser, Mass.-Lowell vs. American Int'l, Dec. 12, 1981

Season

59—Mike Donnelly, Michigan St., 1986

Career

156—Chuck Delich, Air Force, 1974-77

GOALS PER GAME

Season

2.04—Dave Merhar, Army, 1969 (57 in 28 games)

Career

1.43—Chuck Delich, Air Force, 1974-77 (156 in 109 games)

ASSISTS

Game

9—Don Sennott, Brown vs. Springfield, Jan. 31, 1952

Season

76—Wayne Gagne, Western Mich., 1987

Career

226—Dave Rost, Army, 1974-77

ASSISTS PER GAME

Season

2.28—Dave Rost, Army, 1975 (66 in 29 games)

Career

1.98—Dave Rost, Army, 1974-77 (226 in 114 games)

POWER-PLAY GOALS

Game

4—Jay Mazur, Maine vs. Mass.-Lowell, Feb. 7, 1987; Tom Cullitt, Vermont vs. Yale, Feb. 3, 1979; Dave Silk, Boston U. vs. Merrimack, Nov. 22, 1977

Season

32—Rob Bryden, Western Mich., 1987

Career

72—Tom Ross, Michigan St. 1973-76

SHORT-HANDED GOALS

Game

3—George Awada, St. Cloud St. vs. Michigan Tech, Feb. 14, 1998; Jayson Greyerbiehl, Colgate vs. Yale, 1989; C.J. Young, Harvard vs. Dartmouth, Dec. 12, 1988; Greg Dreschel, Colgate vs. Rensselaer, 1987; Norm Cherrey, Wisconsin vs. Minn. Duluth, Feb. 17, 1973

Season

10—John Madden, Michigan, 1996

Career

23—John Madden, Michigan, 1994-97

GAME-WINNING GOALS

Season

10—Colin Hemingway, New Hampshire, 2002; Chuck Kobasew, Boston College, 2001; Doug Weight, Lake Superior St., 1991; Tim Barakett, Harvard, 1986; John Newberry, Wisconsin, 1982; Aaron Broten, Minnesota, 1981; Tom Earl, Colgate, 1970

Career

21—David Oliver, Michigan, 1991-94; Mike Zuke, Michigan Tech, 1972-76

Defense

SAVES

Game

78—Dick Greenlaw, Rensselaer vs. Boston U., Dec. 14, 1965

Season

1,711—Robb Stauber, Minnesota, 1988

Career

4,434—Robbie Moore, Michigan, 1973-76

SAVE PERCENTAGE

Season

.956—Jimmy Howard, Maine, 2004 (580 saves, 27 goals allowed)

Career

.941—Ryan Miller, Michigan St., 2000-02 (2,600 saves, 164 goals allowed)

GOALS-AGAINST AVERAGE

Season

1.19—Jimmy Howard, Maine, 2004 (1,364 minutes, 27 goals allowed)

Career

1.29—David LeNeveu, Cornell, 2002-03 (2,789 minutes, 60 goals allowed)



Photo by Cornell Sports Information

Cornell's David LeNeveu holds the Division I career goals-against average record at 1.29. LeNeveu allowed only 60 goals in 2,789 minutes in the 2001-02 and 2002-03 seasons.

Miscellaneous

GOALIE WINNING PERCENTAGE

Season

1.000—Brian Cropper, Cornell, 1970 (29-0-0)

Career

.944—Ken Dryden, Cornell, 1966-69 (76-4-1)

GOALIE WINS

Career

127—Marty Turco, Michigan, 1995-98

GOALIE SHUTOUTS

Season

12—Greg Gardner, Niagara, 2000

Individual Leaders

SINGLE-GAME RECORDS

Offense

POINTS

No.	Player, Team vs. Opponent	Date
11	Craig MacTavish, Mass.-Lowell vs. Bryant	Feb. 17, 1979
11	Bob Wheeler, Brown vs. Springfield	Jan. 31, 1952
10	Louis Frigon, New Hampshire vs. Colgate	Feb. 27, 1971
10	Bob Cleary, Harvard vs. Tufts	Jan. 8, 1958
10	Jack Mulhern, Boston College vs. Ft. Devens	Dec. 13, 1948
9	Bob Joyce, North Dakota vs. Michigan Tech	Jan. 2, 1987
9	Steve Forliti, Minn. St. Mankato vs. Wis.-Eau Claire	Dec. 7, 1979
9	Dave Rost, Army vs. Bryant	Dec. 17, 1976
9	George Clark, Army vs. New Haven	Feb. 16, 1974
9	Leo Dupere, Northeastern vs. Norwich	March 2, 1962

No.	Player, Team vs. Opponent	Date
9	George Pollack, Merrimack vs. Rutgers	Dec. 17, 1961
9	Real Turcotte, Michigan St. vs. Ohio	Feb. 17, 1961
9	Bob Doyle, Michigan St. vs. Ohio	Feb. 17, 1961
9	Joe Barile, Providence vs. American Int'l	Feb. 15, 1959
9	Tom Humphreys, Merrimack vs. Babson	Jan. 31, 1959
9	Russ Kidd, Massachusetts vs. WPI	1955
9	Bill Reichart, North Dakota vs. Minn. Duluth	Dec. 29, 1954
9	Bill Meehan, St. Lawrence vs. Dartmouth	1953
9	Tony Frasca, Colorado Col. vs. Michigan Tech	1952

GOALS

No.	Player, Team vs. Opponent	Date
9	Ken Kaiser, Mass.-Lowell vs. American Int'l	Dec. 12, 1981
8	Phil Clark, Yale vs. Connecticut	Dec. 1, 1971
8	Bob Wheeler, Brown vs. Springfield	Jan. 31, 1952
8	Bill Sullivan, North Dakota vs. North Dakota St.	Feb. 27, 1948
7	George Clark, Army vs. Wesleyan (Conn.)	Feb. 5, 1975

No.	Player, Team vs. Opponent	Date
7	Bill Reichart, North Dakota vs. Minn. Duluth	Dec. 29, 1954
7	Jack Gary, Boston U. vs. MIT	1950
6	Zac Gross, Quinnipiac vs. Scranton	Nov. 30, 1997
6	Richard Buckholz, Quinnipiac vs. Scranton	Feb. 21, 1987
6	Gary Emmons, Northern Mich. vs. Minnesota	Nov. 30, 1985
6	Bob Magnuson, Merrimack vs. Babson	March 1980
6	Paul Mattson, Minn. St. Mankato vs. Wis.-Eau Claire	Dec. 7, 1979
6	Randy Wilson, Providence vs. Merrimack	Nov. 25, 1975
6	George Clark, Army vs. New Haven	Feb. 16, 1974
6	Chuck Delich, Air Force vs. Lake Forest	Nov. 17, 1973
6	Randy McArthur, Lake Superior St. vs. Ohio St.	Nov. 29, 1968
6	Doug Ferguson, Cornell vs. Hamilton	Jan. 13, 1965
6	Bob Meehan, Colgate vs. Hamilton	Feb. 15, 1964
6	Jamie McKinnon, New Hampshire vs. Connecticut	Feb. 11, 1961
6	John Gillies, Cornell vs. Lehigh	March 8, 1958
6	Ed Mohana, Providence vs. Boston	Jan. 31, 1956
6	Jim Reid, Northeastern vs. Norwich	Feb. 9, 1948

ASSISTS

No.	Player, Team vs. Opponent	Date
9	Don Sennott, Brown vs. Springfield	Jan. 31, 1952
8	Craig MacTavish, Mass.-Lowell vs. Bryant	Feb. 17, 1979
8	Joe Barile, Providence vs. American Int'l	Feb. 15, 1959
8	Billy Cleary, Harvard vs. Boston U.	Feb. 16, 1955
8	Malcolm White, Clarkson vs. Middlebury	1951
7	Kevin Foster, Vermont vs. Norwich	Nov. 5, 1983
7	Brian Hills, Bowling Green vs. Ferris St.	Jan. 15, 1982
7	Tom Lawler, Merrimack vs. Babson	March 1980
7	Tom Rost, Army vs. Bryant	Jan. 12, 1980
7	Steve Fisher, Northern Mich. vs. Ill.-Chicago	Dec. 7, 1979
7	Steve Forliti, Minn. St. Mankato vs. Wis.-Eau Claire	Dec. 7, 1979
7	Rod Hookwith, Lake Superior St. vs. Chicago St.	Nov. 8, 1975
7	Jim Skalko, Air Force vs. Lake Forest	Nov. 17, 1973
7	Ron Anderson, Boston U. vs. Merrimack	Jan. 4, 1972
7	Louis Frigon, New Hampshire vs. Colgate	Feb. 27, 1971
7	George McManama, Harvard vs. Boston College	March 10, 1970
7	Rich Magnusson, Clarkson vs. Guelph	Jan. 4, 1969
7	Curt Bennett, Brown vs. Penn.	Feb. 17, 1968
7	Larry Davenport, Boston U. vs. New Brunswick	1968
7	Neal Langill, St. Lawrence vs. Carleton	1953

POWER-PLAY GOALS

No.	Player, Team vs. Opponent	Date
4	Jay Mazur, Maine vs. Mass.-Lowell	Feb. 7, 1987
4	Tom Cullity, Vermont vs. Yale	Feb. 3, 1979
4	Dave Silk, Boston U. vs. Merrimack	Nov. 22, 1977
3	Marco Peluso, Minn. Duluth vs. Colorado Col.	Dec. 21, 2004
3	Tom Nelson, Minn. Duluth vs. Bemidji St.	Dec. 7, 2001
3	Andy Reiersen, Minn. Duluth vs. Michigan Tech.	Nov. 11, 2000
3	Martin Jiranek, Bowling Green vs. Lake Superior St.	Jan. 11, 1992
3	Bob Madson, Alas. Anchorage vs. Northern Ariz.	Jan. 17, 1984
3	Daryl Selteneich, Denver vs. Northern Mich.	Oct. 28, 1983
3	Perry Schnarr, Denver vs. Michigan Tech.	Jan. 21, 1977

SHORT-HANDED GOALS

No.	Player, Team vs. Opponent	Date
3	George Awada, St. Cloud St. vs. Michigan Tech.	Feb. 14, 1998
3	Jayson Greyerbiehl, Colgate vs. Yale	1989
3	C.J. Young, Harvard vs. Dartmouth	Dec. 12, 1988
3	Greg Dreschel, Colgate vs. Rensselaer	1987
3	Norm Cherrey, Wisconsin vs. Minn. Duluth	Feb. 17, 1973

Defense

SAVES

No.	Player, Team vs. Opponent	Date
78	Dick Greenlaw, Rensselaer vs. Boston U.	Dec. 14, 1965
77	Rick DiPietro, Boston U. vs. St. Lawrence	March 26, 2000
77	Bill Halbrehder, Minn. Duluth vs. Michigan	Dec. 19, 1964
75	Kirk Daubenspeck, Wisconsin vs. Colorado Col.	March 8, 1997
74	Jack Noblet, Michigan Tech vs. North Dakota	Jan. 18, 1948
73	Ed Schiller, Michigan St. vs. Denver	Feb. 6, 1954
72	Derek Gustafson, St. Lawrence vs. Boston U.	March 26, 2000
72	Ed Mio, Colorado Col. vs. Wisconsin	Nov. 17, 1972
72	Geoff McMullen, Colgate vs. Cornell	Jan. 26, 1971
68	Mark Kronholm, Notre Dame vs. Michigan St.	Feb. 16, 1973
67	Tom O'Connor, St. Lawrence vs. Cornell	Dec. 5, 1973
67	Torny Smith, Pennsylvania vs. Princeton	1968
66	Nick Boucher, Dartmouth vs. Colgate	March 14, 2003
66	Yann Danis, Brown vs. Harvard	March 9, 2002
66	Don Cutts, Rensselaer vs. Boston U.	Nov. 29, 1973

No.	Player, Team vs. Opponent	Date
66	Chuck Hobaica, Ohio St. vs. Western Mich.	Feb. 22, 1964
66	Gerry Jones, Yale vs. St. Lawrence	Dec. 14, 1957
66	Ed Hornstein, Providence vs. Clarkson	Feb. 26, 1955
65	John Cole, Yale vs. Cornell	Dec. 13, 1969
65	Colin Clark, New Hampshire vs. Boston U.	March 3, 1965

SEASON RECORDS

Offense

POINTS

Player, Team	Year	Pts.
Tony Hrkac, North Dakota	1987	116
Steve Moria, Alas. Fairbanks	1985	109
Bill Watson, Minn. Duluth	1985	109
Dave Rost, Army	1977	108
Dave Taylor, Clarkson	1977	108
Dave Merhar, Army	1969	107
Aaron Broten, Minnesota	1981	106
Tom Ross, Michigan St.	1976	105
Dan Dorion, Western Mich.	1986	104
Mike Zike, Michigan Tech	1976	104
Kip Miller, Michigan St.	1990	101
Paul Kariya, Maine	1993	100
Dallas Gaume, Denver	1986	99
Dave Debol, Michigan	1977	99
Mike Donnelly, Michigan St.	1986	97
Tom Rost, Army	1980	97
Tom Ross, Michigan St.	1975	97
Steve Colp, Michigan St.	1974	97
Pat Micheletti, Minnesota	1985	96
Paul Pooley, Ohio St.	1984	96
Bill Joyce, Northern Mich.	1980	96

POINTS PER GAME

(Minimum 50 Points)

Player, Team	Year	GP	G	A	Pts.	PPG
Dave Merhar, Army	1969	28	57	50	107	3.82
Dave Rost, Army	1977	29	43	65	108	3.72
Steve Moria, Alas. Fairbanks	1984	26	36	51	87	3.35
Steve Moria, Alas. Fairbanks	1985	34	43	66	109	3.21
Lance Nethery, Cornell	1978	27	23	60	83	3.07
Chuck Delich, Air Force	1976	26	44	35	79	3.04
Tom Rost, Army	1980	32	40	57	97	3.03
Billy Daly, Boston College	1961	25	33	41	74	2.96
Neil Celley, Michigan	1951	27	40	39	79	2.93
Don Sennott, Brown	1951	24	24	46	70	2.92
Steve Moria, Alas. Fairbanks	1983	26	29	46	75	2.88
Tony Curran, Army	1969	28	25	55	80	2.86
Scott Roselius, Alas. Fairbanks	1980	20	32	24	56	2.80
Gordon McMillan, Michigan	1948	23	32	30	62	2.70
Lance Nethery, Cornell	1977	29	32	46	78	2.69
Keith Street, Alas. Fairbanks	1988	31	37	46	83	2.68
Jerry Walker, Denver	1961	32	56	29	85	2.66
Bill Gilligan, Brown	1976	30	25	54	79	2.63
Doug Ferguson, Cornell	1966	27	37	34	71	2.63
Gil Burford, Michigan	1951	27	37	34	71	2.63
Curt Bennett, Brown	1970	24	26	37	63	2.63
Tim Sheehy, Boston College	1970	26	28	40	68	2.62
Murray Eaves, Michigan	1980	33	36	49	85	2.58
Bob Wheeler, Brown	1952	21	38	16	54	2.57
Gil Burford, Michigan	1950	27	40	29	69	2.56
Brian Cornell, Cornell	1969	29	22	52	74	2.55

GOALS

Player, Team	Year	Goals
Mike Donnelly, Michigan St.	1986	59
Dave Merhar, Army	1969	57
Jerry Walker, Denver	1961	56
Dates Fryberger, Middlebury	1961	56
Tim Harrer, Minnesota	1980	53
Bob Joyce, North Dakota	1987	52
Brett Hull, Minn. Duluth	1986	52
Tom Ross, Michigan St.	1976	51
Jack Gary, Boston U.	1950	51
Ed Beers, Denver	1982	50
Bill Watson, Minn. Duluth	1985	49
Tom Roe, Williams	1961	49
Scott Beattie, Northern Mich.	1991	48
Kip Miller, Michigan St.	1990	48
Pat Micheletti, Minnesota	1985	48

Player, Team	Year	Goals
Mark Johnson, Wisconsin	1978	48
Ron Ryan, Colby	1961	48
Aaron Broten, Minnesota	1981	47
George Lyle, Michigan Tech	1976	47
Mike Zuke, Michigan Tech	1976	47
George Clark, Army	1975	47
George Clark, Army	1974	47
Bert DeHate, Wisconsin	1968	47
Bob McCusker, Colorado Col.	1957	47

GOALS PER GAME (Minimum 25 Goals)

Player, Team	Year	GP	G	GPG
Dave Merhar, Army	1969	28	57	2.04
Bob Wheeler, Brown	1952	21	38	1.81
Jerry Walker, Denver	1961	32	56	1.75
Chuck Delich, Air Force	1976	26	44	1.69
George Clark, Army	1974	28	47	1.68
George Clark, Army	1975	29	47	1.62
Dan Keefe, Brown	1955	18	29	1.61
Scott Roselius, Alas. Fairbanks	1980	20	32	1.60
Chuck Delich, Air Force	1974	27	43	1.59
Bert DeHate, Wisconsin	1968	31	47	1.52
Dave Rost, Army	1977	29	43	1.48
Red Berenson, Michigan	1962	29	43	1.48
Neil Celley, Michigan	1951	27	40	1.48
Gil Burford, Michigan	1950	27	40	1.48
Wayne Small, Brown	1967	24	35	1.46
Gordon McMillan, Michigan	1948	23	32	1.39
Bill MacFarland, Michigan	1955	24	33	1.38
Bob Wheeler, Brown	1951	24	33	1.38
Gil Burford, Michigan	1951	27	37	1.37

ASSISTS

Player, Team	Year	Games	Assists
Wayne Gagne, Western Mich.	1987	43	76
Paul Kariya, Maine	1993	-	75
Tony Hrkac, North Dakota	1987	-	70
Jim Dowd, Lake Superior St.	1990	-	67
Dallas Gaume, Denver	1986	-	67
Dave Taylor, Clarkson	1977	-	67
Dave Taylor, Clarkson	1976	-	67
Steve Moria, Alas. Fairbanks	1985	34	66
Dave Rost, Army	1975	29	66
Craig Norwich, Wisconsin	1977	44	65
Dave Rost, Army	1977	29	65
Paul Pooley, Ohio St.	1984	41	64
Jim Montgomery, Maine	1993	-	63
Dan Dorion, Western Mich.	1986	-	62
Greg Johnson, North Dakota	1991	-	61
Ron Wilson, Providence	1975	-	61
Pat Murray, Michigan St.	1990	-	60
Bill Watson, Minn. Duluth	1985	-	60
Adam Oates, Rensselaer	1984	-	60
Jim Knowlton, Army	1980	32	60
Lance Nethery, Cornell	1978	27	60
Vic Stanfield, Boston U.	1975	-	60

ASSISTS PER GAME (Minimum 35 Assists)

Player, Team	Year	GP	A	APG
Dave Rost, Army	1975	29	66	2.28
Dave Rost, Army	1977	29	65	2.24
Lance Nethery, Cornell	1978	27	60	2.22
Steve Moria, Alas. Fairbanks	1984	26	51	1.96
Steve Moria, Alas. Fairbanks	1985	34	66	1.94
Don Sennott, Brown	1951	24	46	1.92
Jim Knowlton, Army	1980	32	60	1.88
Bill Gilligan, Brown	1976	30	54	1.80
Brian Cornell, Cornell	1969	29	52	1.79
Tom Rost, Army	1980	32	57	1.78
Steve Moria, Alas. Fairbanks	1983	26	46	1.77
Wayne Gagne, Western Mich.	1987	43	76	1.77
Gordon Wilkie, Michigan	1964	29	51	1.76
Bill Masterton, Denver	1961	32	56	1.75
Bob Dobek, Bowling Green	1975	35	58	1.66
Ryan Equale, Connecticut	1996	25	41	1.64
Lance Nethery, Cornell	1979	29	47	1.62
Martin St. Louis, Vermont	1996	34	55	1.62
Gary Batinich, Air Force	1977	26	42	1.62
Lance Nethery, Cornell	1977	29	47	1.59

Player, Team	Year	GP	A	APG
Dave Skalko, Air Force	1972	31	49	1.58
Curt Bennett, Brown	1970	24	37	1.54
Carlo Ugolini, Cornell	1973	29	44	1.52

POWER-PLAY GOALS

Player, Team	Year	PPG
Rob Bryden, Western Mich.	1987	32
Tom Ross, Michigan St.	1976	29
Mike Donnelly, Michigan St.	1986	27
Tim Harrer, Minnesota	1980	27
Aaron Broten, Minnesota	1981	26
Stuart Burnie, Western Mich.	1986	25
Pat Micheletti, Minnesota	1985	25
Rod Taylor, Ferris St.	1991	24
Mitch Messier, Michigan St.	1987	23
Perry Pooley, Ohio St.	1984	23
Greg Meredith, Notre Dame	1980	23
Cal Ingraham, Maine	1993	22
Tom Ross, Michigan St.	1975	22
Mike Knuble, Michigan	1994	21
Dwayne Norris, Michigan St.	1992	21
Kip Miller, Michigan St.	1990	21
Mark Vermette, Lake Superior St.	1988	21
Don Barber, Bowling Green	1987	21
Bill Shibicky, Michigan St.	1987	21
Gary Emmons, Northern Mich.	1986	21
Jason Botterill, Michigan	1997	20
Brian Farrell, Harvard	1993	20
Brett Hull, Minn. Duluth	1986	20
Andy Browne, Ohio St.	1983	20

SHORT-HANDED GOALS

Player, Team	Year	SHG
John Madden, Michigan	1996	10
Chris Conner, Michigan Tech	2004	8
John Madden, Michigan	1997	8
Joe Frederick, Northern Mich.	1993	8
Greg Dreschel, Colgate	1989	8
Tony Hrkac, North Dakota	1987	8
Keith Martin, Lake Superior St.	1985	8
Doug Smail, North Dakota	1980	8
Craig Roehl, Denver	1978	8
Randy Robitaille, Miami (Ohio)	1997	7
Greg Stone, Fairfield	1995	7
Anson Carter, Michigan St.	1995	7
Bobby Reynolds, Michigan St.	1988	7
Mitch Messier, Michigan St.	1987	7
Dale Krentz, Michigan St.	1985	7
Dale Krentz, Michigan St.	1984	7
Tom Anastos, Michigan St.	1984	7
Bernie Saunders, Western Mich.	1978	7

GAME-WINNING GOALS

Player, Team	Year	GWG
Colin Hemingway, New Hampshire	2002	10
Chuck Kobasew, Boston College	2001	10
Doug Weight, Lake Superior St.	1991	10
Tim Barakett, Harvard	1986	10
John Newberry, Wisconsin	1982	10
Aaron Broten, Minnesota	1981	10
Tom Earl, Colgate	1970	10
Joe Zappala, Yale	2004	9
Derek Nesbitt, Ferris St.	2003	9
Todd White, Clarkson	1997	9
Martin St. Louis, Vermont	1996	9
Peter Geronazzo, Colorado Col.	1996	9
Chris Marinucci, Minn. Duluth	1993	9
Scott Fusco, Harvard	1984	9
Mickey Rego, Merrimack	1981	9
Mark Johnson, Wisconsin	1978	9
Steve Alley, Wisconsin	1977	9
Peter Sejna, Colorado Col.	2003	8
R.J. Umberger, Ohio St.	2003	8
Jeff Taffe, Minnesota	2002	8
Bryan Lundbohm, North Dakota	2001	8
Dale Rominski, Michigan	1999	8
Jason Krog, New Hampshire	1998	8
Bill Muckalt, Michigan	1998	8
Tim Leahy, Miami (Ohio)	1997	8
Sean Tallaire, Lake Superior St.	1996	8
Brad Purdie, Maine	1995	8
Mike Knuble, Michigan	1995	8

Player, Team	Year	GWG
David Oliver, Michigan	1994	8
Chris Tancill, Wisconsin	1989	8
Bob Joyce, North Dakota	1987	8
Dwight Mathiasen, Denver	1986	8
Bill Watson, Minn. Duluth	1985	8
Paul Houck, Wisconsin	1983	8
Phil Sykes, North Dakota	1982	8
Mark Johnson, Wisconsin	1979	8
Mike Zuke, Michigan Tech	1976	8
Jim Young, Wisconsin	1972	8
Jerry Sullivan, Michigan Tech	1961	8

Defense

SAVES

Player, Team	Year	Saves
Robb Stauber, Minnesota	1988	1,711
Chris Terreri, Providence	1985	1,418
Dave Versical, Michigan St.	1976	1,410
Ron Clark, Michigan St.	1975	1,400
Dean Anderson, Wisconsin	1988	1,305
Karl Bagnell, Michigan	1972	1,305
Damian Rhodes, Michigan Tech	1989	1,301
Lance Madson, Notre Dame	1989	1,288
Bob Mason, Minn. Duluth	1983	1,279
Bill Pye, Northern Mich.	1989	1,261
Rick Heinz, Minn. Duluth	1976	1,259
Graham Melanson, Wisconsin	2001	1,254
Robbie Moore, Michigan	1973	1,254
Mike Bales, Ohio St.	1991	1,227
Kirk Daubenspeck, Wisconsin	1995	1,224
Robbie Moore, Michigan	1974	1,203
Chad Erickson, Minn. Duluth	1990	1,198
Rick Palmer, Michigan	1977	1,191
Ron Grahame, Denver	1973	1,187
Eric Heffler, St. Lawrence	1998	1,185
Marty Wakelyn, Colorado Col.	1985	1,184

SAVE PERCENTAGE

(Minimum 100 Saves)

Player, Team	Year	GA	Saves	Pct.
Jimmy Howard, Maine	2004	27	580	.956
Ryan Miller, Michigan St.	2001	54	1,024	.950
Joel Laing, Rensselaer	2000	49	926	.950
David McKee, Cornell	2005	44	783	.947
Dov Grumet-Morris, Harvard	2004	52	923	.947
Ken Dryden, Cornell	1967	40	689	.945
Wade Dubielewicz, Denver	2002	41	673	.943
Godfrey Wood, Harvard	1961	-	-	.943
Yann Danis, Brown	2004	55	901	.942
David LeNeveu, Cornell	2003	39	607	.940
Yann Danis, Brown	2002	45	685	.938
Ken Dryden, Cornell	1968	41	616	.938
Greg Gardner, Niagara	2000	64	937	.936
Derek Gustafson, St. Lawrence	2000	50	731	.936
Ryan Miller, Michigan St.	2002	71	1,039	.936
David LeNeveu, Cornell	2002	21	307	.936
Ken Dryden, Cornell	1969	-	-	.936

Player, Team	Year	GA	Saves	Pct.
Jeff Jakaitis, Lake Superior St.	2004	43	599	.933
Bob Perani, St. Lawrence	1964	-	-	.933
Ryan Miller, Michigan St.	2000	39	537	.932
Jamie Holden, Quinnipiac	2004	50	687	.932
Derek Puppa, Ala.-Huntsville	1996	43	586	.932

GOALS-AGAINST AVERAGE

(Minimum 500 Minutes)

Player, Team	Year	Mins.	GA	Avg.
Jimmy Howard, Maine	2004	1,364	27	1.19
David LeNeveu, Cornell	2003	1,946	39	1.20
David McKee, Cornell	2005	2,125	44	1.24
Godfrey Wood, Harvard	1962	-	-	1.27
Ryan Miller, Michigan St.	2001	2,447	54	1.32
Fred McCready, Holy Cross	1969	-	-	1.43
Ken Dryden, Cornell	1967	1,646	40	1.46
David LeNeveu, Cornell	2002	842	21	1.50
Ken Dryden, Cornell	1968	1,620	41	1.52
Greg Gardner, Niagara	2000	2,503	64	1.53
Ryan Miller, Michigan St.	2000	1,525	39	1.53
Joe Blackburn, Michigan St.	1999	-	-	1.55
Chad Alban, Michigan St.	1998	-	-	1.57
Dov Grumet-Morris, Harvard	2005	1,911	52	1.63
Bob Essensa, Michigan St.	1985	-	-	1.64
Wade Dubielewicz, Denver	2002	1,431	41	1.72
Robert O'Connor, Princeton	1948	-	-	1.72
Matti Kaltiainen, Boston College	2004	2,280	67	1.76
Ryan Miller, Michigan St.	2002	2,411	71	1.77
Cedrick Billequey, Ala.-Huntsville	1998	1,208	36	1.79
Ken Dryden, Cornell	1969	-	-	1.79

GOALIE WINNING PERCENTAGE

Player, Team	Year	W-L-T	Pct.
Brian Cropper, Cornell	1970	29-0-0	1.000
Ken Dryden, Cornell	1967	26-0-1	.981
Garth Snow, Maine	1993	21-0-1	.977
Chris Bernard, Clarkson	1998	13-0-1	.964
George Kirkwood, Denver	1961	30-1-1	.953
Ken Dryden, Cornell	1969	25-2-0	.926
Ken Dryden, Cornell	1968	25-2-0	.926
Marc Behrend, Wisconsin	1983	17-1-1	.921
Julian Baretta, Wisconsin	1977	21-2-0	.913
Ernie Glanville, Denver	1978	-	.912
Judd Lambert, Colorado Col.	1996	16-1-2	.895
Jim Baxter, Union (N.Y.)	1976	17-2-0	.895
David LeNeveu, Cornell	2003	28-3-1	.891
Errol McKibbin, Cornell	1966	14-2-0	.875
Paul Cruikshank, Yale	1951	14-2-0	.875
Karl Goehring, North Dakota	1998	23-3-1	.870
Marc Behrend, Wisconsin	1982	21-3-1	.860
Marty Turco, Michigan	1997	32-4-4	.850
Aaron Schweitzer, North Dakota	1997	17-3-0	.850
J.C. Wells, Quinnipiac	1999	21-3-2	.846
J.C. Wells, Quinnipiac	2000	15-2-2	.842
Steve Baker, Union (N.Y.)	1977	16-3-0	.842

GOALIE SHUTOUTS

Player, Team	Year	SO
Greg Gardner, Niagara	2000	12
David McKee, Cornell	2005	10
Ryan Miller, Michigan St.	2001	10
David LeNeveu, Cornell	2003	9

CAREER RECORDS

Offense

POINTS

Player, Team	Years	Games	G	A	Pts.
Dave Rost, Army	1974-77	114	104	226	330
Tom Ross, Michigan St.	1973-76	-	138	186	324
Mike Zuke, Michigan Tech	1973-76	163	133	177	310
Jim Montgomery, Maine	1990-93	-	103	198	301
Steve Colp, Michigan St.	1973-76	-	132	168	300
John Mayasich, Minnesota	1952-55	111	144	154	298
Nelson Emerson, Bowling Green	1987-90	178	112	182	294
Dan Dorion, Western Mich.	1983-86	-	115	178	293
Tom Rost, Army	1977-80	115	118	169	287
Dave Delich, Colorado Col.	1976-79	-	111	174	285
Brendan Morrison, Michigan	1994-97	155	102	182	284
Mike Carr, Mass.-Lowell	1980-83	-	134	145	279



Jimmy Howard of Maine set Division I season records for save percentage (.956) and goals-against average (1.19) in the 2003-04 campaign.

Player, Team	Years	Games	G	A	Pts.
Chuck Delich, Air Force	1974-77	109	156	123	279
Jim Dowd, Lake Superior St.	1988-91	-	91	183	274
Greg Johnson, North Dakota	1990-93	-	74	198	272
Paul Polillo, Western Mich.	1987-90	165	82	189	271
Steve Moria, Alas. Fairbanks	1983-85	86	108	163	271
Lance Nethery, Cornell	1976-79	111	91	180	271
Paul Pooley, Ohio St.	1981-84	149	114	156	270
Brian Hills, Bowling Green	1980-83	156	116	154	270
Pat Micheletti, Minnesota	1983-86	162	120	149	269
George McPhee, Bowling Green	1979-82	153	114	153	267
Mike Eaves, Wisconsin	1975-78	160	94	173	267
Dallas Gaume, Denver	1983-86	145	78	188	266
George Clark, Army	1972-75	109	135	131	266

POINTS PER GAME

Player, Team	Years	Games	G	A	Pts.	PPG
Steve Moria, Alas. Fairbanks	1983-85	86	108	163	271	3.15
Dave Merhar, Army	1967-69	79	112	117	229	2.90
Dave Rost, Army	1974-77	114	104	226	330	2.89
Chuck Delich, Air Force	1974-77	109	156	123	279	2.55
Gordon MacMillan, Michigan	1948-49	48	56	66	122	2.54
Tom Rost, Army	1977-80	115	118	169	287	2.50
Gil Burford, Michigan	1949-51	79	103	93	196	2.48
Don Sennott, Brown	1950-52	65	66	93	159	2.45
Lance Nethery, Cornell	1976-79	111	91	180	271	2.44
George Clark, Army	1972-75	109	135	131	266	2.44
Tim Sheehy, Boston College	1968-70	80	74	111	185	2.31
Jack Mulhern, Boston College	1949-51	59	64	72	136	2.31
Bob Wheeler, Brown	1950-52	65	86	63	149	2.29
Doug Ferguson, Cornell	1965-67	82	91	96	187	2.28
Bob Miller, New Hampshire	1974-77	65	51	97	148	2.28
Neil Celley, Michigan	1949-51	79	101	78	179	2.27
Warren Lewis, Boston College	1947-50	54	65	57	122	2.26
Bill MacFarland, Michigan	1954-56	70	82	74	156	2.23
Tony Curran, Army	1967-69	79	59	117	176	2.23
Brian Cornell, Cornell	1967-69	67	53	95	148	2.21
Bill Masterton, Denver	1959-61	89	66	130	196	2.20
Bill Gilligan, Brown	1975-77	82	68	112	180	2.20
Louis Frigon, New Hampshire	1968-71	89	98	95	193	2.17
Wally Gacek, Michigan	1948-49	48	58	46	104	2.16

GOALS

Player, Team	Years	Games	Goals
Chuck Delich, Air Force	1974-77	109	156
George Clark, Army	1972-75	109	153
John Mayasich, Minnesota	1952-55	111	144
Denny Felsner, Michigan	1989-92	162	139
Tom Ross, Michigan St.	1973-76	-	138
Mike Carr, Mass.-Lowell	1980-83	-	134
Tom Mullen, American Int'l	1975-78	86	134
Mike Zuke, Michigan Tech	1973-76	163	133
Steve Colp, Michigan St.	1973-76	-	132
Ben Cherski, North Dakota	1952-55	-	131
Gary Emmons, Northern Mich.	1984-87	-	130
Tom Kern, Minn. St. Mankato	1980-83	-	129
Jamie Wansbrough, Bowling Green	1983-86	164	127
Ralph Cox, New Hampshire	1976-79	128	127
Mark Johnson, Wisconsin	1976-79	125	125
Brian Gionta, Boston College	1998-01	163	123
Pat Carroll, Minn. St. Mankato	1981-85	-	123
Mike Torriello, Canisius	1985-88	-	121
Pat Micheletti, Minnesota	1983-86	162	120
Corey Millen, Minnesota	1984-87	149	119
Lance Murphy, Holy Cross	1968-70	-	119
Tom Rost, Army	1977-80	115	118
Mike Bartley, Bowling Green	1971-74	138	118
John Carter, Rensselaer	1983-86	131	117
Tim Harrer, Minnesota	1977-80	157	117

GOALS PER GAME

Player, Team	Years	Games	G	GPG
Chuck Delich, Air Force	1974-77	109	156	1.43
Dave Merhar, Army	1967-69	79	112	1.42
George Clark, Army	1972-75	109	135	1.40
Bob Wheeler, Brown	1950-52	65	86	1.32
Jerry Walker, Denver	1960-61	66	87	1.32
Gil Burford, Michigan	1949-51	79	103	1.30
Neil Celley, Michigan	1949-51	79	101	1.28
Steve Moria, Alas. Fairbanks	1983-85	86	108	1.26
Dan Keefe, Brown	1953-55	55	67	1.22
Wally Gacek, Michigan	1948-49	48	58	1.21
Warren Lewis, Boston College	1947-50	54	65	1.20
Gary Butler, Michigan	1963-64	53	63	1.19


Player, Team	Years	Games	G	GPG
Bill MacFarland, Michigan	1954-56	70	82	1.17
Gordon MacMillan, Michigan	1948-49	48	56	1.17
Bert DeHate, Wisconsin	1967-70	95	108	1.14
Doug Ferguson, Cornell	1965-67	82	91	1.11
Jack Mulhern, Boston College	1949-51	59	64	1.08
Al Renfrew, Michigan	1948-49	46	48	1.04
Tom Rost, Army	1977-80	115	118	1.03
Brock Tredway, Cornell	1978-81	113	113	1.00
Mark Johnson, Wisconsin	1976-79	125	125	1.00
John McKennell, Michigan	1951-53	59	59	1.00
Bob Ross, Air Force	1969-72	106	105	.991
Bob McIntosh, Brown	1975-77	82	81	.988
Wilf Martin, Michigan	1964-65	55	54	.982
Ed Ketny, Boston College	1971-73	91	79	.975

ASSISTS

Player, Team	Years	Games	Assists
Dave Rost, Army	1974-77	114	226
Wayne Gagne, Western Mich.	1984-87	162	199
Jim Montgomery, Maine	1990-93	-	198
Greg Johnson, North Dakota	1990-93	-	198
Theran Welsh, Wisconsin	1978-81	161	194
Paul Polillo, Western Mich.	1987-90	165	189
Dallas Gaume, Denver	1983-86	145	188
Tom Ross, Michigan St.	1973-76	-	186
Jim Dowd, Lake Superior St.	1988-91	-	183
Brendan Morrison, Michigan	1994-97	155	182
Nelson Emerson, Bowling Green	1987-90	178	182
Lance Nethery, Cornell	1976-79	111	180
Dan Dorion, Western Mich.	1983-86	157	178
Mike Zuke, Michigan Tech	1973-76	163	177
Martin St. Louis, Vermont	1994-97	139	176
Dave Delich, Colorado Col.	1976-79	-	174
Mike Eaves, Wisconsin	1975-78	160	173
Jim Knowlton, Army	1979-82	131	172
Ron Wilson, Providence	1974-77	-	172
Tom Rost, Army	1977-80	115	169
Mark Taylor, North Dakota	1977-80	-	168
Steve Colp, Michigan St.	1973-76	-	168
Brian Wiseman, Michigan	1991-94	166	164
Steve Moria, Alas. Fairbanks	1983-85	-	163
Larry Olimb, Minnesota	1989-92	182	159

ASSISTS PER GAME

Player, Team	Years	Games	A	APG
Dave Rost, Army	1974-77	114	226	1.98
Steve Moria, Alas. Fairbanks	1983-85	86	163	1.90
Lance Nethery, Cornell	1976-79	111	180	1.62
Dave Merhar, Army	1967-69	79	117	1.48
Tony Curran, Army	1967-69	79	117	1.48
Tom Rost, Army	1977-80	115	169	1.47
Bill Masterton, Denver	1959-61	89	130	1.46
Don Sennott, Brown	1950-52	65	93	1.43
Brian Cornell, Cornell	1967-69	67	95	1.42
Gordon Wilkie, Michigan	1962-64	80	111	1.39
Gordon MacMillan, Michigan	1948-49	48	66	1.38
Bill Gilligan, Brown	1975-77	82	112	1.37
Jim Knowlton, Army	1979-82	131	172	1.31
Dallas Gaume, Denver	1983-86	145	188	1.30
Larry Fullan, Cornell	1970-72	85	108	1.27



Army's Dave Rost finished his career nearly 30 years ago in 1977, but he remains Division I's career leader in points (330), assists (226) and assists per game (1.98).

Player, Team	Years	Games	A	APG
Murray Eaves, Michigan	1979-80	56	71	1.27
Bob Dobek, Bowling Green	1973-75	108	134	1.24
Dave Skalko, Air Force	1970-73	118	144	1.22
Curt Bennett, Brown	1968-70	70	85	1.21
Theran Welsh, Wisconsin	1977-81	161	194	1.20
Gil Burford, Michigan	1949-51	79	93	1.18
Bruno Baseotto, Michigan	1980-81	40	47	1.18
Brendan Morrison, Michigan	1994-97	155	182	1.17
Doug Ferguson, Cornell	1965-67	82	96	1.17
Dennis Sorenson, Alas. Anchorage	1981-84	109	127	1.17

POWER-PLAY GOALS

Player, Team	Years	PPG
Tom Ross, Michigan St.	1973-76	72
Denny Felsner, Michigan	1989-92	60
Rob Bryden, Western Mich.	1984-87	53
Steve Colp, Michigan St.	1973-76	53
David Oliver, Michigan	1991-94	52
Lane MacDonald, Harvard	1985-89	52
Gary Emmons, Northern Mich.	1984-87	51
Stuart Burnie, Western Mich.	1983-86	51
Jason Botterill, Michigan	1994-97	50
Mike Knuble, Michigan	1992-95	48
Scott Pellerin, Maine	1989-92	47
Mark Johnson, Wisconsin	1977-79	47
Bill Oleksuk, Minn. Duluth	1979-82	46
Brock Tredway, Cornell	1978-81	46
Andy Browne, Ohio St.	1981-84	45
Jeff Napierala, Lake Superior St.	1988-91	44
Paul Lowden, Ferris St.	1984-87	43
Mark Taylor, North Dakota	1977-80	43
Mike Hartman, Bowling Green	1975-78	43
Scott Fusco, Harvard	1983-86	42
Mark Hamway, Michigan St.	1980-83	42
Bill Muckalt, Michigan	1995-98	41
Mike Zuke, Michigan Tech	1973-76	41
Anson Carter, Michigan St.	1993-96	40
Jeff Saterdalen, St. Cloud St.	1990-92	40
Bill Shibicky, Michigan St.	1984-87	40
Perry Pooley, Ohio St.	1981-84	40
Tom Cullity, Penn/Vermont	1977, 1978-80	40
Mike Eaves, Wisconsin	1975-78	40
Daryl Rice, Michigan St.	1973-76	40

SHORT-HANDED GOALS

Player, Team	Years	SHG
John Madden, Michigan	1994-97	23
Joe Frederick, Northern Mich.	1990-93	16
Dale Krentz, Michigan St.	1982-85	14
Martin St. Louis, Vermont	1994-97	13
Keith Martin, Lake Superior St.	1983-86	13
Rob Bonneau, Massachusetts	1994-97	12
Russ Romaniuk, North Dakota	1988-91	12
Bobby Reynolds, Michigan St.	1986-89	12
Rod Schluter, Ferris St.	1986-89	12
Lane MacDonald, Harvard	1986-89	12
John Harrington, Minn. Duluth	1976-79	12

GAME-WINNING GOALS


Player, Team	Years	GWG
David Oliver, Michigan	1991-94	21
Mike Zuke, Michigan Tech	1973-76	21
Sean Tallaire, Lake Superior St.	1993-96	20
Mark Johnson, Wisconsin	1977-79	20
Bill Muckalt, Michigan	1995-98	19
Jean-Yves Roy, Maine	1989-92	19
Mike Hartman, Bowling Green	1975-78	19
Jeff Hamilton, Yale	1998-01	18
Todd White, Clarkson	1994-97	18
Eric Perrin, Vermont	1994-97	18
Mike Carr, Mass.-Lowell	1980-83	18
Mickey Rego, Merrimack	1978-81	18
Mark Taylor, North Dakota	1977-80	18
Tom Earl, Colgate	1967-70	18
Scott Fusco, Harvard	1983-86	17
Pat Carroll, Minn. St. Mankato	1982-85	17
John Markell, Bowling Green	1976-79	17
Jason Zent, Wisconsin	1991-94	16
Brian Wiseman, Michigan	1991-94	16
Denny Felsner, Michigan	1989-92	16
Chris Tancill, Wisconsin	1987-90	16
Jamie Wansbrough, Bowling Green	1983-86	16
Mark Rycroft, Denver	1998-00	15
Martin St. Louis, Vermont	1994-97	15
Derek Plante, Minn. Duluth	1989-93	15

Player, Team	Years	GWG
Trent Anderson, Cornell	1988-91	15
Nelson Emerson, Bowling Green	1987-90	15
Dwight Mathiasen, Denver	1984-86	15
Brian Hills, Bowling Green	1980-83	15
Brock Tredway, Cornell	1978-81	15

Defense

SAVES

Player, Team	Years	Saves
Robbie Moore, Michigan	1973-76	4,434
Tim Thomas, Vermont	1994-97	3,950
Glenn Healy, Western Mich.	1982-85	3,933
Rick Heinz, Minn. Duluth	1975-78	3,899
Brant Nicklin, Minn. Duluth	1996-00	3,880
Graham Melanson, Wisconsin	1998-01	3,850
Bill Horn, Western Mich.	1986-89	3,826
Marty Wakelyn, Colorado Col.	1983-86	3,630
Bruce Racine, Northeastern	1985-88	3,620
Greg Taylor, Boston College	1994-97	3,605
Derek Pizzey, Colorado Col.	1986-89	3,603
Gary Kruzich, Bowling Green	1984-87	3,580
Ron Grahame, Denver	1970-73	3,565
Warren "Scott" Sharples, Michigan	1987-90	3,534
Lance Madson, Notre Dame	1987-90	3,519
Kirk Daubenspeck, Wisconsin	1994-97	3,517
Brian Leitza, St. Cloud St.	1995-98	3,500
Taras Lendzyk, Minn. Duluth	1993-96	3,491
Pat Tims, Lake Superior St.	1974-77	3,477
Mike Brown, Ferris St.	2002-05	3,409
Jeff Poeschl, Northern Mich.	1981-84	3,403
Dan Murphy, Clarkson	1995-98	3,375
Bill Pye, Northern Mich.	1988-91	3,362
Jamie Ram, Michigan Tech	1991-94	3,336
Mike Betz, Ohio St.	2001-04	3,328
Chris Harvey, Brown	1987-90	3,326
Al Morrison, Air Force	1972-75	3,270
Dan Stergiou, Ohio St.	1973-76	3,261



Robbie Moore is atop the Division I career saves list after he compiled 4,434 for Michigan from 1973-76.

Photo by Michigan Sports Information

SAVE PERCENTAGE

Player, Team	Years	GA	Saves	Pct.
Ryan Miller, Michigan St.	2000-02	164	2,600	.941
Ken Dryden, Cornell	1967-69	128	1,987	.939
David LeNeveu, Cornell	2002-03	60	914	.938
Galen Nagle, Bemidji St.	1981-84	-	-	.931
Brian Stankiewicz, Bowling Green	1977-79	82	819	.931
Jeff Maund, Ohio St.	1998-99	162	1,893	.921
Joe Blackburn, Michigan St.	1998-01	100	1,156	.920
Brian Cropper, Cornell	1969-70	117	1,347	.920
Jack Shepard, Army	1960-63	-	-	.920
Frank Doyle, Maine	2002-04	82	934	.919
Scott Meyer, St. Cloud St.	1998-01	181	2,059	.919
Dean Weasler, St. Cloud St.	1999-02	174	1,839	.914
Morgan Cey, Notre Dame	2002-05	298	3,124	.913
Mark Behrend, Wisconsin	1980-83	-	-	.912
Derek Puppa, Ala.-Huntsville	1993-96	-	-	.911
Jason Elliott, Cornell	1995-98	243	2,462	.910
Laing Kennedy, Cornell	1961-63	174	1,754	.910
Graham Melanson, Wisconsin	1998-01	140	3,850	.910

Player, Team	Years	GA	Saves	Pct.
Wayne Thomas, Wisconsin	1968-70	-	-	.909
Bob Gray, Michigan	1962-64	151	1,490	.908
Mike Brown, Ferris St.	2002-05	351	3,409	.907
Doug Dadswell, Cornell	1985-86	189	1,824	.906
Errol McKibbin, Cornell	1964-66	134	1,283	.905
Josh Blackburn, Michigan	1999-02	341	3,250	.905
Buddy Blom, Denver	1964-66	241	2,295	.905
George Kirkwood, Denver	1960-61	145	-	.904
Gerry Powers, Denver	1967-69	234	2,216	.904
Dave Elenbaas, Cornell	1971-73	172	1,604	.903

GOALS-AGAINST AVERAGE
(Minimum 1,500 Minutes)

Player, Team	Years	Goals Allowed	Minutes	GA Avg.
David LeNeveu, Cornell	2002-03	60	2,789	1.29
Ryan Miller, Michigan St.	2000-02	164	6,383	1.54
Ken Dryden, Cornell	1967-69	128	4,830	1.59
Godfrey Wood, Harvard	1960-63	-	-	1.71
Joe Blackburn, Michigan St.	1998-01	100	3,403	1.75
Frank Doyle, Maine	2002-04	82	2,504	1.96
Galen Nagle, Bemidji St.	1981-84	-	-	2.04
Brian Cropper, Cornell	1969-71	117	3,327	2.11
Ty Conklin, New Hampshire	1999-01	202	5,581	2.17
Phil Osaer, Ferris St.	1999-01	116	3,197	2.18
George Kirkwood, Denver	1960-61	145	-	2.20
Jack Shepard, Army	1960-63	-	-	2.20
Karl Goehring, North Dakota	1998-01	249	6,688	2.23
Josh Blackburn, Michigan	1999-02	341	8,950	2.29
Marty Turco, Michigan	1995-98	361	9,335	2.32
Jeff Maund, Ohio St.	1998-99	162	4,141	2.35
Gerry Powers, Denver	1967-69	225	-	2.35
Scott Meyer, St. Cloud St.	1997-01	181	4,556	2.38
Chad Alban, Michigan St.	1995-98	-	-	2.46
Brian Stankiewicz, Bowling Green	1978-79	82	1,978	2.49
Errol McKibbin, Cornell	1964-66	134	3,165	2.54
Mike Betz, Ohio St.	2001-04	373	8,520	2.63
Dean Weasler, St. Cloud St.	1998-02	174	3,965	2.63
Marc Behrend, Wisconsin	1980-83	-	-	2.64
Buddy Blom, Denver	1964-66	241	-	2.70
Parris Duffus, Cornell	1991-92	77	1,711	2.70

Miscellaneous

GOALIE WINNING PERCENTAGE

Player, Team (Record)	Years	Pct.
Ken Dryden, Cornell (76-4-1)	1966-69	.944
Brian Cropper, Cornell (50-5-0)	1968-71	.909
Jim Baxter, Union (N.Y.) (22-2-1)	1976-77	.900
Garth Snow, Maine (66-10-3)	1989, 1991-93	.854
Marc Behrend, Wisconsin (49-8-3)	1980-83	.842
Brian Stankiewicz, Bowling Green (27-6-0)	1978-79	.818
Dave Elenbaas, Cornell (48-11-3)	1971-73	.808

GOALIE WINS

Player, Team	Years	Wins
Marty Turco, Michigan	1995-98	127
Steve Shields, Michigan	1991-94	111
Scott Clemmensen, Boston College	1998-01	99
Josh Blackburn, Michigan	1999-02	92
Chad Alban, Michigan St.	1995-98	88
Gary Kruzich, Bowling Green	1984-87	88
Ron Grahame, Denver	1970-73	82
Graham Melanson, Wisconsin	1998-01	81
Duane Derksen, Wisconsin	1989-92	80
Ken Dryden, Cornell	1967-69	76
Gerry Powers, Denver	1967-69	76
Mike Betz, Ohio St.	2001-04	73
Dean Anderson, Wisconsin	1985-88	68
Brian Leitza, St. Cloud St.	1995-98	66
Garth Snow, Maine	1989, 1991-93	66
Mike Brown, Ferris St.	2002-05	63
Wally Charko, Bowling Green	1978-81	61
Taras Lendzyk, Minn. Duluth	1993-96	60
Paul Connell, Bowling Green	1987-90	60
Rick Kostl, Minn. Duluth	1983-85	60
Rodney Schneck, Denver	1957-59	60
Stephen Wagner, Denver	1997-00	59
George Kirkwood, Denver	1960-61	57
Buddy Blom, Denver	1964-66	56
Brant Nicklin, Minn. Duluth	1997-00	55

Annual Individual Champions

Offense

POINTS PER GAME

Year	Player, Team	Games	Pts.	Avg.
1996	Ryan Equale, Connecticut	25	62	2.48
1997	Brendan Morrison, Michigan	42	85	2.02
1998	Rob Curtis, Fairfield	22	44	2.00
1999	Jason Krog, New Hampshire	41	85	2.07
2000	Steve Reinprecht, Wisconsin	37	66	1.78
2001	Mike Bishai, Western Mich.	37	68	1.84
2002	Daren Haydar, New Hampshire	40	76	1.90
2003	Peter Sejna, Colorado Col.	42	82	1.95
2004	Jared Ross, Ala.-Huntsville	31	50	1.61
2005	Marty Seritch, Colorado Col.	43	64	1.49

GOALS PER GAME

Year	Player, Team	Games	Goals	Avg.
1996	Pat Lyons, Iona	25	28	1.12
1997	Todd White, Clarkson	37	38	1.03
1998	Rob Curtis, Fairfield	22	27	1.23
1999	Ryan Carter, Iona	33	33	1.00
2000	Brad Tapper, Rensselaer	37	31	0.84
2001	Brian Gionta, Boston College	43	33	0.77
2002	Mark Hartigan, St. Cloud St.	42	37	0.88
2003	Peter Sejna, Colorado Col.	42	36	0.86
2004	Junior Lessard, Minn. Duluth	45	32	0.71
2005	Brett Sterling, Colorado Col.	43	34	0.79

ASSISTS PER GAME

Year	Player, Team	Games	Asst.	Avg.
1996	Ryan Equale, Connecticut	25	41	1.64
1997	Brendan Morrison, Michigan	42	55	1.31
1998	Ryan Murray, Fairfield	21	27	1.29

Year	Player, Team	Games	Asst.	Avg.
1999	Jason Krog, New Hampshire	41	51	1.24
2000	Shawn Horcof, Michigan St.	42	51	1.21
2001	Mike Bishai, Western Mich.	37	45	1.22
2002	John Pohl, Minnesota	44	52	1.18
2003	Noah Clarke, Colorado Col.	42	49	1.17
2004	Jared Ross, Ala.-Huntsville	31	31	1.00
2005	Colin Murphy, Michigan Tech	37	42	1.14

POWER-PLAY GOALS

Year	Player, Team	Games	PPG
1996	Peter Geronazzo, Colorado Col.	42	19
1997	Jason Betterill, Michigan	41	19
1998	Justin Kieffer, Air Force	34	14
1999	Adam Edinger, Bowling Green	38	14
2000	Ben Guite, Maine	40	15
2001	Grant Potulny, Minnesota	42	16
2002	Jeff Taffe, Minnesota	43	14
	John Pohl, Minnesota	44	14
2003	Greg Hogeboom, Miami (Ohio)	41	17
	Tom Preissing, Colorado Col.	42	17
2004	Junior Lessard, Minn. Duluth	45	14
2005	Brett Sterling, Colorado Col.	43	18

SHORT-HANDED GOALS

Year	Player, Team	Games	SHG
1996	John Madden, Michigan	42	10
1997	John Madden, Michigan	41	8
1998	Derek Bekar, New Hampshire	35	5
1999	Erik Cole, Clarkson	36	6
2000	J.P. Vigier, Northern Mich.	39	6
	Scott Matzka, Michigan	40	6
2001	Brian Gionta, Boston College	43	5
2002	Mark Hartigan, St. Cloud St.	42	6

Year	Player, Team	Games	SHG
2003	Billy Collins, Wayne St. (Mich.)	40	5
2004	Chris Conner, Michigan Tech.	38	8
2005	Bruce Mulherin, Ala.-Huntsville	31	4
	Mike Iggulden, Cornell	35	4
	Dave Borelli, Mercyhurst	36	4
	Nathan Davis, Miami (Ohio)	38	4
	Stephen Werner, Massachusetts	38	4
	Andrew Contois, Northern Mich.	39	4
	Adam Mitchell, Colgate	39	4
	Adam Burish, Wisconsin	41	4

GAME-WINNING GOALS

Year	Player, Team	Games	GWG
1996	Martin St. Louis, Vermont	34	9
	Peter Geronazzo, Colorado Col.	42	9
1997	Todd White, Clarkson	37	9
1998	Jason Krog, New Hampshire	38	8
1999	Dale Rominski, Michigan	41	8
2000	Sean Nolan, Colgate	32	7
	Brad Tapper, Rensselaer	37	7
	Kyle Martin, Niagara	42	7
	Lee Goren, North Dakota	44	7
2001	Chuck Kobasew, Boston College	43	10
2002	Colin Hemingway, New Hampshire	40	10
2003	Derek Nesbitt, Ferris St.	42	9
2004	Joe Zappala, Yale	31	9
2005	Dirk Southern, Northern Mich.	32	7
	Brett Hemingway, New Hampshire	42	7
	Brett Sterling, Colorado Col.	43	7

Defense

SAVE PERCENTAGE

Year	Player, Team	Games	GA	Svs.	Pct.
1996	Jim Thomas, Vermont	37	88	1,157	.924
1997	Trevor Koenig, Union (N.Y.)	28	57	831	.931
1998	Chad Alban, Michigan St.	37	59	801	.926

Year	Player, Team	Games	GA	Svs.	Pct.
1999	Eric Heffler, St. Lawrence	37	88	1,273	.931
2000	Joel Laing, Rensselaer	27	49	926	.947
2001	Ryan Miller, Michigan St.	40	54	1,024	.950
2002	Wade Dubielewicz, Denver	41	41	673	.943
2003	David LeNeveu, Cornell	39	39	607	.940
2004	Jimmy Howard, Maine	22	27	580	.956
2005	David McKee, Cornell	35	44	783	.947

GOALS-AGAINST AVERAGE

Year	Player, Team	Games	Mins.	GA	GAvg.
1996	Judd Lambert, Colorado Col.	19	1,179	42	2.14
1997	Trevor Koenig, Union (N.Y.)	28	1,681	57	2.03
1998	Chad Alban, Michigan St.	37	2,253	59	1.57
1999	Joe Blackburn, Michigan St.	33	2,013	52	1.55
2000	Greg Gardner, Niagara	41	2,503	64	1.53
2001	Ryan Miller, Michigan St.	40	2,447	54	1.32
2002	David LeNeveu, Cornell	14	842	21	1.50
2003	David LeNeveu, Cornell	32	1,946	39	1.20
2004	Jimmy Howard, Maine	22	1,364	27	1.19
2005	David McKee, Cornell	35	2,125	44	1.24

Miscellaneous

GOALIE WINNING PERCENTAGE

Year	Player, Team (Record)	Pct.
1996	Judd Lambert, Colorado Col. (16-1-2)	.895
1997	Marty Turco, Michigan (32-4-4)	.850
	Aaron Schweitzer, North Dakota (17-3-0)	.850
1998	Chris Bernard, Clarkson (13-0-1)	.964
1999	J.C. Wells, Quinnipiac (21-3-2)	.846
2000	J.C. Wells, Quinnipiac (15-2-2)	.842
2001	Ryan Miller, Michigan St. (31-5-4)	.825
2002	Wade Dubelewicz, Denver (20-4-0)	.833
2003	Dave LeNeveu, Cornell (28-3-1)	.891
2004	Frank Doyle, Maine (19-4-0)	.826
2005	Cory Schneider, Boston College (13-1-4)	.833

Team Records

Official NCAA men's ice hockey records began with the 1948 season and are based on information submitted to the NCAA statistics service by institutions participating in the statistics rankings. In statistical rankings, the rounding of percentages and/or averages may indicate ties where none exist. In these cases, the numerical order of the rankings is accurate.

Offense

GOALS SCORED

- Period**
12—Ala.-Huntsville vs. Curry, Jan. 13, 1996 (3rd period)
- Game (Single Team)**
23—Ala.-Huntsville vs. Sacred Heart, Nov. 8, 1997
- Game (Combined)**
28—Northeastern (21) vs. Brown (7), Dec. 17, 1968
- Season**
292—Maine (45 games, 6.49 per game), 1993

GOALS PER GAME

- Season**
7.86—Michigan, 1951

MOST ASSISTS

- Game (Single Team)**
36—Mass.-Lowell vs. Bryant, Feb. 17, 1969
- Season**
481—Maine (45 games, 10.69 per game), 1993

FEWEST ASSISTS

- Season**
86—Michigan St. (22 games, 3.91 per game), 1956

POINTS SCORED

- Game (Single Team)**
57—Mass.-Lowell vs. Bryant, Feb. 17, 1969
- Game (Combined)**
58—Notre Dame (40) vs. Plattsburgh St. (18), Dec. 31, 1985
- Season**
773—Maine (45 games, 17.18 per game), 1993

POWER-PLAY GOALS

- Game**
8—Ala.-Huntsville vs. Canisius, Jan. 8, 1993; Maine vs. Mass.-Lowell, March 3, 1990
- Season**
99—Minnesota (41 games, 2.41 per game), 1980

POWER-PLAY PERCENTAGE

- Season**
.402—Boston U. (164 opportunities, 66 goals), 1971

SHORT-HANDED GOALS

- Game**
6—Wisconsin vs. Wis.-Superior, Nov. 24, 1967
- Season**
24—Michigan St., 1984 (46 games)

PENALTY-KILL PERCENTAGE

- Season**
.920—Michigan St. (187 opportunities, 15 goals allowed), 1999

FEWEST GOALS ALLOWED

- Season**
39—Colgate, 1963

FEWEST GOALS ALLOWED PER GAME

- Season**
1.29—Cornell (45 goals allowed in 35 games), 2005

MOST GOALS ALLOWED

- Season**
232—Miami (Ohio) (39 games), 1987

SCORING MARGIN PER GAME

- Season**
3.29—Michigan (234 goals scored, 96 goals allowed, 42 games); Michigan (231 goals scored, 93 goals allowed, 42 games), 1996

Miscellaneous

WINNING PERCENTAGE

- 1.000—Cornell (29-0-0), 1970; Iona (16-0-0), 1967; Clarkson (23-0-0), 1956

WINS

- 42—Maine (42-1-2, .956), 1993

LOSSES

- 31—Fairfield, 1998; Colorado Col., 1988; Miami (Ohio), 1987

FEWEST WINS

- 0—Colorado Col. (0-18-0, .000), 1962; Brown (0-20-0, .000), 1961

FEWEST LOSSES

- 0—Ala.-Huntsville (26-0-3, .948), 1996; Cornell (29-0-0, 1.000), 1970; Iona (16-0-0, 1.000), 1967; Clarkson (23-0-0, 1.000), 1956

TIES

- 9—Minnesota (15-19-9, .453), 1998

HOME WINS

- 25—Minnesota (25-7-1, .758), 1982

ROAD WINS

20—Lake Superior St. (20-6-1, .759), 1995; Michigan St. (20-6-0, .769), 1990

OVERTIME GAMES

14—Wisconsin (43 games), 2004

OVERTIME WINS

6—Michigan (46 games, 7 OT), 1998; Lake Superior St. (45 games, 13 OT), 1995; Michigan St. (45 games, 11 OT), 1987; Cornell (32 games, 11 OT), 1986; Boston College (39 games), 1984; Wisconsin (45 games, 8 OT), 1977

OVERALL WINNING STREAK

36—Mass.-Lowell, Jan. 15, 1981-Jan. 26, 1982

OVERALL UNBEATEN STREAK

38—Rensselaer, Nov. 24, 1984-Nov. 16, 1985

OVERALL LOSING STREAK

29—Colorado Col., 1960-62

WINLESS STREAK

29—Colorado Col., 1960-62

HOME WINNING STREAK

63—Cornell, Jan. 14, 1967-Jan. 29, 1972

HOME LOSING STREAK

11—Princeton, 1970-71

ROAD WINNING STREAK

20—Boston U., 1977-78

ROAD LOSING STREAK

35—Air Force, Feb. 11, 1995-Feb. 27, 1998

PENALTY MINUTES

Game (Single Team)

150—Ohio St. vs. Northern Mich., Jan. 30, 1981

Game (Combined)

268—Maine (144) vs. Boston U. (124), Jan. 24, 2004

Season

1,353—Ohio St. (40 games, 33.83 per game), 1988

PENALTIES

Game (Single Team)

36—Ferris St. vs. Ohio St., March 7, 1998

Game (Combined)

64—Minn. Duluth (35) vs. North Dakota (29), Oct. 31, 1998

FEWEST PENALTY MINUTES

Season

135—Minnesota (24 games, 5.63 per game), 1958

Team Leaders

Official NCAA men's ice hockey records began with the 1948 season and are based on information submitted to the NCAA statistics service by institutions participating in the statistics rankings. In statistical rankings, the rounding of percentages and/or averages may indicate ties where none exist. In these cases, the numerical order of the rankings is accurate.

Offense

SINGLE-GAME RECORDS

GOALS SCORED

Period

No.	Team vs. Opponent	Date
12	Ala.-Huntsville vs. Curry (3rd per.)	Jan. 13, 1996
11	Mass.-Lowell vs. Bryant (2nd per.)	Feb. 17, 1979
11	Maine vs. St. Thomas (2nd per.)	Nov. 11, 1978
11	Harvard vs. Cornell (3rd per.)	Jan. 10, 1959
11	Northeastern vs. Norwich (2nd per.)	Feb. 9, 1948
10	Alas. Anchorage vs. Ala.-Huntsville (2nd per.)	Dec. 13, 1991
10	Bowling Green vs. Notre Dame	Nov. 26, 1982
10	Bowling Green vs. Buffalo St.	Feb. 20, 1976
9	Miami (Ohio) vs. Colgate	Nov. 29, 1996
9	Cornell vs. Yale (1st per.)	Jan. 21, 1978
9	Ferris St. vs. Northern Ill. (1st per.)	Dec. 22, 1976
9	Ohio St. vs. Ohio	Feb. 22, 1974
9	Minn. Duluth vs. Minnesota (2nd per.)	Dec. 17, 1971
9	Cornell vs. Yale (2nd per.)	Jan. 27, 1968
9	New Hampshire vs. Connecticut (1st per.)	Jan. 18, 1966
9	Cornell vs. Lehigh (1st per.)	Dec. 14, 1957

Single Team

No.	Team vs. Opponent	Date
23	Ala.-Huntsville vs. Sacred Heart	Nov. 8, 1997
22	Mass.-Lowell vs. American Int'l	Dec. 12, 1981
22	Brown vs. Springfield	Jan. 31, 1952
22	Boston College vs. Ft. Devens St.	Dec. 13, 1948
21	Ohio St. vs. Kent St.	Jan. 27, 1976
21	Northeastern vs. Brown	Dec. 17, 1968
21	Michigan vs. Ohio St.	Feb. 8, 1964
21	American Int'l vs. Nichols	1963-64
21	Rensselaer vs. Hamilton	March 5, 1958
21	Rensselaer vs. Williams	March 7, 1952
21	Harvard vs. Williams	Jan. 31, 1951
21	Boston U. vs. American Int'l	1950-51

Combined

No.	Teams (Goals Scored)	Date
28	Northeastern (21) vs. Brown (7)	Dec. 17, 1968
27	Ala.-Huntsville (23) vs. Sacred Heart (4)	Nov. 8, 1997
25	Harvard (21) vs. Williams (4)	Jan. 31, 1951
24	Brown (22) vs. Springfield (2)	Jan. 31, 1952
24	Northeastern (18) vs. Norwich (6)	Feb. 9, 1948
23	Rensselaer (21) vs. Hamilton (2)	March 5, 1958
23	Rensselaer (21) vs. Williams (2)	March 7, 1952

No. Teams (Goals Scored)

No.	Team vs. Opponent	Date
23	Boston College (22) vs. Ft. Devens St. (1)	Dec. 13, 1948
22	Plattsburgh St. (15) vs. Notre Dame (7)	Dec. 31, 1985
22	Mass.-Lowell (22) vs. American Int'l (0)	Dec. 12, 1981
22	North Dakota (12) vs. Michigan (10)	Jan. 20, 1978
22	Ohio St. (21) vs. Kent St. (1)	Jan. 27, 1976
22	Brown (19) vs. Penn (3)	Feb. 17, 1968
22	Boston U. (15) vs. Dartmouth (7)	1961
22	St. Lawrence (20) vs. Williams (2)	Jan. 11, 1952
22	Boston U. (21) vs. American Int'l (1)	1951

LARGEST MARGIN OF VICTORY

No.	Team vs. Opponent	Date
22	Mass.-Lowell (22) vs. American Int'l (0)	Dec. 12, 1981
21	Michigan (21) vs. Ohio St. (0)	Feb. 8, 1964
21	Boston College (22) vs. Ft. Devens St. (1)	Dec. 13, 1948
20	Ohio St. (21) vs. Kent St. (1)	Jan. 27, 1976
20	Lake Superior St. (20) vs. Ohio St. (0)	1968-69
20	Providence vs. Rutgers	Nov. 29, 1961
20	Brown (22) vs. Springfield (2)	Jan. 31, 1952
20	Boston U. vs. MIT	1951-52
20	Boston College vs. Tufts	Dec. 10, 1951
20	Boston U. (21) vs. American Int'l (1)	1950-51
19	Ala.-Huntsville (23) vs. Sacred Heart (4)	Nov. 8, 1997
19	Michigan Tech vs. St. Cloud St.	Jan. 6, 1956
19	Rensselaer (21) vs. Williams (2)	March 7, 1952

MOST ASSISTS

No.	Team vs. Opponent	Date
36	Mass.-Lowell vs. Bryant	Feb. 17, 1969
34	Vermont vs. Colby	Feb. 24, 1976
33	Ala.-Huntsville vs. Curry	Jan. 13, 1996
33	Northern Mich. vs. Ill.-Chicago	Dec. 7, 1979
32	Ala.-Huntsville vs. Sacred Heart	Nov. 8, 1997
31	Providence vs. Rutgers	Nov. 29, 1961
30	Alas. Anchorage vs. Wis.-Stout	Nov. 23, 1982
30	St. Lawrence vs. Williams	Jan. 11, 1952
29	Merrimack vs. Potsdam St.	Jan. 6, 1987
29	Michigan Tech vs. St. Cloud St.	Jan. 6, 1956
28	Michigan St. vs. Bowling Green	Feb. 8, 1985
27	Maine vs. Mass.-Lowell	March 3, 1990
27	Bowling Green vs. Buffalo St.	Feb. 20, 1976
26	Alas. Fairbanks vs. Brock	Jan. 6, 1993
26	Wisconsin vs. Michigan St.	Jan. 6, 1979
26	Ferris St. vs. Northeastern Ill.	Dec. 22, 1976
26	Holy Cross vs. MIT	Jan. 25, 1975
26	Ohio St. vs. Ohio	Feb. 22, 1974
26	Ohio St. vs. Purdue	Dec. 13, 1969

POINTS SCORED

No.	Team vs. Opponent	Date
57	Mass.-Lowell vs. Bryant	Feb. 17, 1969
55	Ala.-Huntsville vs. Sacred Heart	Nov. 8, 1997
52	Vermont vs. Colby	Feb. 24, 1976
51	Providence vs. Rutgers	Nov. 29, 1961
50	Northern Mich. vs. Ill.-Chicago	Dec. 7, 1979

No.	Team vs. Opponent	Date
50	St. Lawrence vs. Williams	Jan. 11, 1952
48	Michigan Tech vs. St. Cloud St.	Jan. 6, 1956
46	Wisconsin vs. Windsor	Oct. 16, 1979
45	Ferris St. vs. Northeastern Ill.	Dec. 22, 1976
44	Holy Cross vs. MIT	Jan. 25, 1975
43	Maine vs. Mass.-Lowell	March 3, 1990
43	Michigan St. vs. Bowling Green	Feb. 8, 1985
42	Ohio St. vs. Ohio	Feb. 22, 1974
40	Air Force vs. Stanford	Jan. 21, 1972

POWER-PLAY GOALS

No.	Team vs. Opponent	Date
8	Ala.-Huntsville vs. Canisius	Jan. 8, 1993
8	Maine vs. Mass.-Lowell	March 3, 1990
7	Western Mich. vs. Lake Superior St.	Oct. 28, 2000
7	North Dakota vs. Denver	Nov. 18, 1991
7	Mass.-Lowell vs. Ala.-Huntsville	Oct. 27, 1990
7	Michigan Tech vs. Minnesota	Dec. 19, 1987
7	Western Mich. vs. Vermont	Dec. 12, 1985
7	Ohio St. vs. Western Mich.	Feb. 10, 1979
7	Cornell vs. New York U.	Nov. 18, 1977
7	Wisconsin vs. Macalester	Jan. 24, 1964
6	St. Cloud St. vs. Minn. St. Mankato	Dec. 22, 2001
6	Alas. Anchorage vs. Ala.-Huntsville	Dec. 31, 1991
6	North Dakota vs. St. Cloud St.	Jan. 26, 1991
6	Denver vs. Michigan Tech	Feb. 9, 1990
6	Harvard vs. Army	Feb. 6, 1987
6	Vermont vs. Norwich	Nov. 8, 1980
6	Wisconsin vs. Notre Dame	March 3, 1979
6	Brown vs. Colgate	Dec. 19, 1977
6	Wisconsin vs. Western Mich.	Feb. 18, 1967

SHORT-HANDED GOALS

No.	Team vs. Opponent	Date
6	Wisconsin vs. Wis.-Superior	Nov. 24, 1967
5	Colorado vs. Minnesota	Jan. 9, 1981
4	Ala.-Huntsville vs. New England Col.	Nov. 28, 1998
4	Alas. Anchorage vs. Notre Dame	Oct. 25, 1988
4	Cornell vs. Ohio	Dec. 18, 1961
3	Air Force vs. Ala.-Huntsville	Nov. 1, 2003
3	St. Cloud St. vs. Michigan Tech	Feb. 14, 1998
3	St. Cloud St. vs. Minn. Duluth	Feb. 11, 1994
3	Maine vs. Army	Jan. 3, 1992
3	Harvard vs. Dartmouth	Dec. 12, 1988
3	Western Mich. vs. Bowling Green	Feb. 1, 1985
3	Michigan St. vs. Western Mich.	Oct. 21, 1983
3	Wisconsin vs. Air Force	Nov. 26, 1982
3	Wisconsin vs. Minn. Duluth	Feb. 27, 1982
3	Ohio St. vs. Ill.-Chicago	Jan. 29, 1982
3	Mass.-Lowell vs. American Int'l	Dec. 12, 1981
3	Mass.-Lowell vs. Mass. Liberal Arts	Dec. 14, 1980
3	Mass.-Lowell vs. Bridgewater St.	Feb. 12, 1971

PENALTY MINUTES

Single Team

No.	Team vs. Opponent	Date
150	Ohio St. vs. Northern Mich.	Jan. 30, 1981
144	Maine vs. Boston U.	Jan. 24, 2004
136	Ferris St. vs. Ohio St.	March 7, 1998
135	Alas. Anchorage vs. Air Force	Feb. 26, 1993
133	Minn. Duluth vs. North Dakota	Oct. 31, 1998
124	Boston U. vs. Maine	Jan. 24, 2004
124	North Dakota vs. Minn. Duluth	Oct. 31, 1998
116	Union (N.Y.) vs. Cornell	Dec. 4, 1998
113	Northeastern vs. Merrimack	Nov. 11, 1989
108	Michigan St. vs. Western Mich.	Jan. 31, 1997
104	Minn. Duluth vs. Minnesota	March 14, 1998
102	St. Cloud St. vs. Minnesota	Dec. 19, 1992
97	Western Mich. vs. Michigan St.	Jan. 31, 1997
96	Ala.-Huntsville vs. Bemidji St.	Feb. 5, 2000
96	Air Force vs. Alas. Anchorage	Feb. 26, 1993
91	Colorado Col. vs. Wisconsin	Feb. 2, 1993
87	Bowling Green vs. Neb.-Omaha	Jan. 3, 1999
87	Northern Mich. vs. Ohio St.	Jan. 30, 1981

Combined

No.	Teams (Penalty Minutes)	Date
268	Maine (144) vs. Boston U. (124)	Jan. 24, 2004
257	Minn. Duluth (133) vs. North Dakota (124)	Oct. 31, 1998
241	Ferris St. (136) vs. Ohio St. (105)	March 7, 1998
231	Alas. Anchorage (135) vs. Air Force (96)	Feb. 26, 1993
217	Union (N.Y.) (116) vs. Cornell (101)	Dec. 4, 1998
205	Michigan St. (108) vs. Western Mich. (97)	Jan. 31, 1997
186	St. Cloud St. (102) vs. Minnesota (84)	Dec. 19, 1992
185	Ala.-Huntsville (96) vs. Bemidji St. (89)	Feb. 5, 2000

No.	Teams (Penalty Minutes)	Date
162	Bowling Green (87) vs. Neb.-Omaha (75)	Jan. 3, 1999
162	Colorado Col. (91) vs. Wisconsin (71)	Feb. 20, 1993
148	Princeton (76) vs. Cornell (72)	Feb. 6, 1999
148	Michigan Tech (77) vs. Northern Mich. (71)	Nov. 5, 1994
144	Alas. Anchorage (74) vs. Michigan Tech (70)	Nov. 3, 1995
144	Wisconsin vs. Alas. Anchorage	Feb. 2, 1993
142	Alas. Anchorage (71) vs. Wisconsin (71)	Feb. 2, 2002
142	Michigan Tech (76) vs. Minnesota (66)	Feb. 2, 2001

PENALTIES

Single Team

No.	Team vs. Opponent	Date
36	Ferris St. vs. Ohio St.	March 7, 1998
35	Minn. Duluth vs. North Dakota	Oct. 31, 1998
32	Minn. Duluth vs. Minnesota	March 14, 1998
30	North Dakota vs. Minnesota	Feb. 5, 1994
29	North Dakota vs. Minn. Duluth	Oct. 31, 1998
29	Michigan Tech vs. Minn. Duluth	Oct. 27, 1995
29	Michigan Tech vs. Northern Mich.	Nov. 5, 1994
29	Minnesota vs. North Dakota	March 6, 1992
29	Minn. Duluth vs. Minnesota	Dec. 3, 1988
29	Ohio St. vs. Clarkson	Oct. 31, 1986
28	St. Cloud St. vs. Minnesota	Dec. 19, 1992
28	Ala.-Huntsville vs. Southern Me.	Nov. 14, 1992
28	North Dakota vs. Minnesota	March 14, 1992
28	Michigan Tech vs. Colorado Col.	Feb. 22, 1991
27	Union (N.Y.) vs. Cornell	Dec. 4, 1998
27	Alas. Anchorage vs. Air Force	Feb. 26, 1993
26	Northern Mich. vs. Michigan Tech	Nov. 5, 1994
26	Ill.-Chicago vs. Western Mich.	Oct. 25, 1991
26	Western Mich. vs. Michigan	Dec. 8, 1990

Combined

No.	Teams (Penalties)	Date
64	Minn. Duluth (35) vs. North Dakota (29)	Oct. 31, 1998
63	Ferris St. (36) vs. Ohio St. (27)	March 7, 1998
59	North Dakota (30) vs. Minnesota (29)	March 6, 1992
55	Michigan Tech (29) vs. Northern Mich. (26)	Nov. 5, 1994
55	Minnesota (28) vs. North Dakota (27)	Oct. 24, 1992
54	St. Cloud St. (28) vs. Minnesota (26)	Dec. 19, 1992
53	Michigan Tech (29) vs. Minn. Duluth (24)	Oct. 27, 1995
53	Michigan Tech (28) vs. Colorado Col. (25)	Feb. 22, 1991
51	Ill.-Chicago (26) vs. Western Mich. (25)	Oct. 25, 1991
50	Wisconsin (25) vs. North Dakota (25)	Dec. 10, 1994
50	Ala.-Huntsville (28) vs. Southern Me. (22)	Nov. 14, 1992
48	Brown (25) vs. Princeton (23)	Nov. 5, 1994
48	Alas. Anchorage (27) vs. Air Force (21)	Feb. 26, 1993
46	Maine (24) vs. Boston U. (22)	Jan. 24, 2004
43	St. Lawrence (23) vs. Vermont (20)	Feb. 26, 1994
42	Princeton (22) vs. Cornell (20)	Feb. 6, 1999

SEASON RECORDS

GOALS SCORED

Team	Year	No.
Maine	1993	292
Northern Mich.	1991	283
Bowling Green	1978	279
Michigan St.	1989	277
Wisconsin	1976	264
Michigan St.	1985	262
Merrimack	1988	261
Minnesota	1980	261
Michigan	1977	260
Minn. Duluth	1984	257
Western Mich.	1986	256
Wisconsin	1989	254
Minnesota	1982	253
Wisconsin	1981	253
Lake Superior St.	1990	252
Minnesota	1985	252

GOALS PER GAME

Team	Year	Avg.
Michigan	1951	7.86
Michigan	1964	7.48
Air Force	1972	7.32
New Hampshire	1971	7.24
Ala.-Huntsville	1994	7.15
Mass.-Lowell	1980	7.07
Mass.-Lowell	1982	7.06
Denver	1960	7.06
Cornell	1977	7.03
Wisconsin	1967	7.03

Team	Year	Avg.
New Hampshire	1971	6.93
Boston U.	1975	6.91

SCORING DEFENSE

Team	Year	Games	GA	Avg.
Cornell	2005	35	45	1.29
Michigan St.	2001	42	57	1.36
Cornell	2003	36	49	1.36
Cornell	1968	29	43	1.48
Michigan St.	1999	43	64	1.52
Niagara	2000	42	65	1.55
Maine	2004	44	69	1.57
Colgate	1963	24	39	1.63
Denver	1960	34	-	1.72
Michigan St.	1998	44	76	1.73
Ala.-Huntsville	1996	29	51	1.76
Michigan St.	2002	41	73	1.78
Cornell	2002	35	63	1.80
Michigan St.	2000	42	76	1.81
Harvard	2005	34	64	1.88
Boston College	2004	42	81	1.93
Brown	2004	31	60	1.94
Cornell	2004	32	62	1.94

SCORING MARGIN PER GAME

Team	Year	G	GF	GA	Margin	Mar./Gm.
Michigan	1997	42	234	96	138	3.29
Michigan	1996	42	231	93	138	3.29
Colorado Col.	1996	42	225	104	121	2.88
Quinnipiac	2000	36	195	95	100	2.78
Boston U.	1996	40	236	125	111	2.78
Canisius	1996	27	143	76	67	2.48
Army	1996	33	162	81	81	2.45
Niagara	1997	27	153	87	66	2.44
Niagara	2000	42	165	65	100	2.38
North Dakota	1999	40	199	104	95	2.38
Quinnipiac	1999	34	161	81	80	2.35
Cornell	2003	36	133	49	84	2.33
North Dakota	2004	41	182	90	92	2.24
North Dakota	2000	44	192	97	95	2.16
Ferris St.	2003	42	188	100	88	2.10
Colorado Col.	2003	42	190	103	87	2.07
New Hampshire	2002	40	184	102	82	2.05

MOST ASSISTS

Team	Year	Games	No.
Maine	1993	45	481
Bowling Green	1978	-	466
Merrimack	1988	-	463
Western Mich.	1986	44	442
Northern Mich.	1991	47	439
Michigan St.	1989	47	439
Wisconsin	1976	38	439
Minn. Duluth	1984	43	436
Michigan St.	1985	44	433
New Hampshire	1977	39	421
Wisconsin	1981	42	420
Wisconsin	1989	46	416
Michigan St.	1990	45	415
Michigan Tech.	1976	-	412
Michigan St.	1986	45	405
Mass.-Lowell	1982	35	402

POINTS SCORED

Team	Year	Games	No.
Maine	1993	45	773
Bowling Green	1978	-	745
Merrimack	1988	-	724
Northern Mich.	1991	47	722
Michigan St.	1989	47	716
Wisconsin	1976	38	702
Western Mich.	1986	44	698
Michigan St.	1985	44	695
Minn. Duluth	1985	48	693
Wisconsin	1981	42	673
Wisconsin	1989	46	670
Michigan Tech.	1976	-	667
Michigan St.	1990	45	666
New Hampshire	1977	39	666
Michigan St.	1986	45	651
Mass.-Lowell	1982	35	649

POWER-PLAY GOALS

Team	Year	Games	No.
Minnesota	1980	41	99
Wisconsin	1976	38	93
Michigan	1997	43	91
Michigan St.	1989	47	91
Maine	1993	45	87
Western Mich.	1986	44	85
Bowling Green	1986	42	84
Boston U.	1996	40	82
Lake Superior St.	1989	46	79
Michigan St.	2001	42	77
Northern Mich.	1981	44	76
Minnesota	1991	45	75
Minnesota	1984	40	75
Minnesota	1979	44	74
Michigan St.	1976	40	74

POWER-PLAY PERCENTAGE

Team	Year	Games	Pct.
Boston U.	1971	-	.402
Wisconsin	1976	38	.391
Michigan Tech.	1975	-	.383
Vermont	1979	30	.375
Minnesota	1980	41	.367
Minn. Duluth	1985	48	.365
Michigan Tech.	1976	-	.362
Cornell	1970	29	.361
Harvard	1987	34	.359
Ala.-Huntsville	1997	28	.354
Yale	1986	30	.349
Minnesota	1979	44	.330
Notre Dame	1985	28	.329
Michigan St.	1976	40	.327
Maine	1993	45	.319
St. Cloud St.	2001	41	.311
Michigan St.	1989	47	.311

SHORT-HANDED GOALS

Team	Year	Games	No.
Michigan St.	1984	46	24
Mass.-Lowell	1982	35	23
Michigan	1997	43	22
Boston U.	1996	40	22
Maine	1993	45	21
Michigan St.	1985	44	21
Bowling Green	1973	-	21
Michigan Tech.	1982	-	20
Wisconsin	1982	47	20
Alas. Fairbanks	1991	35	18
Minnesota	1982	36	18
Ala.-Huntsville	1999	27	16
Northern Mich.	1993	43	16
Michigan St.	1987	45	16
North Dakota	1986	-	16
Minnesota	1984	40	16
Ohio St.	1982	34	16
Western Mich.	1978	33	16

PENALTY-KILL PERCENTAGE

Team	Year	Opp. PPG	Opp. PPA	Pct.
Michigan St.	1999	15	187	.920
Michigan St.	2001	15	168	.911
Michigan St.	1998	16	175	.909
Cornell	2001	13	134	.903
Army	1999	17	175	.903
Boston College	2001	24	243	.901
Cornell	2003	15	150	.900
Boston College	2004	21	201	.896
Brown	2004	17	159	.893
Cornell	2005	20	185	.892
Holy Cross	1997	12	111	.892
Ala.-Huntsville	2001	20	183	.891
Clarkson	1997	24	214	.888
Clarkson	1998	23	204	.887
St. Lawrence	1999	22	195	.887
Harvard	1984	-	-	.887
Boston College	2000	27	235	.885
Lake Superior St.	1998	23	200	.885
Minnesota	2001	26	226	.885
Holy Cross	2004	20	171	.883
New Hampshire	1999	20	169	.882
Maine	2005	25	208	.880
Quinnipiac	1999	25	208	.880

HIGHEST GOALS-ALLOWED AVERAGE

Team	Year	Avg.
Penn.....	1968	8.57
Colorado Col.....	1961	7.94
Cornell.....	1959	7.90
Alas. Fairbanks.....	1980	7.78
Yale.....	1976	7.56
Holy Cross.....	1983	7.00
Colgate.....	1978	6.68
Maine.....	1982	6.51
St. Lawrence.....	1977	6.50
Ferris St.....	1978	6.38
Dartmouth.....	1991	6.07
Michigan.....	1973	6.06
Northeastern.....	1971	6.03
Michigan St.....	1980	5.97
Michigan.....	1986	5.84

WINNING PERCENTAGE

Team	Year	W-L-T	Pct.
Cornell.....	1970	29-0-0	1.000
Iona.....	1967	16-0-0	1.000
Clarkson.....	1956	23-0-0	1.000
Maine.....	1993	42-1-2	.956
Boston College.....	1949	21-1-0	.955
Denver.....	1961	30-1-1	.953
Ala.-Huntsville.....	1996	26-0-3	.948
Cornell.....	1967	27-1-1	.948
Fairfield.....	1973	—	.939
Boston U.....	1978	30-2-0	.938
Mass.-Lowell.....	1983	29-2-0	.935
Rensselaer.....	1985	35-2-1	.934
Cornell.....	1968	27-2-0	.931

WINS

Team	Year	No.
Maine.....	1993	42
Northern Mich.....	1991	38
Michigan St.....	1985	38
Michigan St.....	1989	37
Bowling Green.....	1978	37
Wisconsin.....	1976	37
Lake Superior St.....	1990	36
Wisconsin.....	1989	36
Minn. Duluth.....	1985	36
Michigan.....	1997	35
Michigan St.....	1990	35
Rensselaer.....	1985	35
Minnesota.....	1985	35
Wisconsin.....	1981	35
Michigan.....	1998	34
Michigan.....	1996	34
Boston U.....	1994	34
Michigan.....	1991	34
Maine.....	1988	34
Merrimack.....	1988	34
Minnesota.....	1988	34
Minnesota.....	1987	34
Minnesota.....	1986	34
Michigan St.....	1986	34
Michigan St.....	1984	34
Bowling Green.....	1983	34
Northern Mich.....	1980	34
Michigan Tech.....	1976	34

LOSSES

Team	Year	No.
Fairfield.....	1998	31
Colorado Col.....	1988	31
Miami (Ohio).....	1987	31
Northern Mich.....	1996	30
Ohio St.....	1993	30
Ohio St.....	1995	29
New Hampshire.....	1986	29
Mass.-Lowell.....	1986	29
Maine.....	1985	29
Minn. Duluth.....	2001	28
Minn. Duluth.....	2000	28
Fairfield.....	1999	28
Massachusetts.....	1995	28
Maine.....	1986	28
Minn. Duluth.....	1998	27
Minn. Duluth.....	1997	27
Bowling Green.....	1997	27

Team	Year	No.
Notre Dame.....	1993	27
Minn. Duluth.....	1987	27
New Hampshire.....	1987	27
Minn. Duluth.....	1986	27
Ferris St.....	1986	27
Michigan.....	1979	27
Michigan St.....	1978	27
Michigan.....	1973	27

FEWEST WINS

Team	Year	No.
Colorado Col.....	1962	0
Brown.....	1961	0
Fairfield.....	1998	1
Dartmouth.....	1991	1
Brown.....	1989	1
Alas. Fairbanks.....	1980	1
Massachusetts.....	1979	1
Princeton.....	1971	1
Michigan St.....	1955	1
Michigan Tech.....	1999	2
Iona.....	1996	2
Dartmouth.....	1987	2
Colorado Col.....	1983	2
St. Cloud St.....	1968	2
Colorado Col.....	1965	2
Ohio St.....	1964	2
Cornell.....	1960	2
Princeton.....	1957	2
Michigan Tech.....	1953	2
Michigan St.....	1952	2

FEWEST LOSSES

Team	Year	No.
Ala.-Huntsville.....	1996	0
Cornell.....	1970	0
Iona.....	1967	0
Clarkson.....	1956	0
Cornell.....	1967	1
Denver.....	1960	1
Boston College.....	1949	1
North Dakota.....	1998	2
Colorado Col.....	1996	2
Rensselaer.....	1985	2
Mass.-Lowell.....	1983	2
Boston U.....	1978	2
Fairfield.....	1973	2
Boston U.....	1971	2
Cornell.....	1969	2
Cornell.....	1968	2
Michigan.....	1955	2
Clarkson.....	1951	2

TIES

Team	Year	No.
Minnesota.....	1998	9
Wisconsin.....	2004	8
Notre Dame.....	2000	8
Western Mich.....	1999	8
Brown.....	1996	8
Michigan St.....	1992	8
Minnesota.....	1992	8
Maine.....	2002	7
Maine.....	2001	7
Northern Mich.....	2001	7
Notre Dame.....	2001	7
Boston U.....	2000	7
Princeton.....	1998	7
Northeastern.....	1994	7
Yale.....	1992	7
Minn. Duluth.....	1991	7
Ferris St.....	1991	7
Minn. Duluth.....	1990	7
Many with 6		

HOME WINS

Team	Year	No.
Minnesota.....	1982	25
Maine.....	1990	24
Minn. Duluth.....	1985	24
Minnesota.....	1980	24
Ala.-Huntsville.....	1996	23
Northern Mich.....	1991	23
Minnesota.....	1988	22

Team	Year	No.
Minnesota	1986	22
Minnesota	1985	22
Army	1983	22
Wisconsin	1976	22
Michigan Tech	1975	22
Merrimack	1988	21
Wisconsin	1989	20
Wisconsin	1987	20
Michigan St.	1986	20
Michigan St.	1984	20
Wisconsin	1982	20

ROAD WINS

Team	Year	No.
Lake Superior St.	1995	20
Michigan St.	1990	20
Michigan St.	1989	19
Michigan St.	1985	19
Providence	1983	17
Cornell	1970	17
Cornell	1967	17
Michigan St.	1998	16
Michigan	1994	16
Colgate	1990	16
Wisconsin	1989	16
Rensselaer	1985	16
Clarkson	1997	15
Minnesota	1991	15
Harvard	1989	15
Michigan St.	1987	15
Minnesota	1987	15
Wisconsin	1976	15
Cornell	1968	15
Boston U.	1966	15

OVERTIME GAMES

Team	Year	No.
Wisconsin	2004	14
Northeastern	1994	13
Lake Superior St.	1993	13
Lake Superior St.	1988	13
Michigan Tech	1996	12
Alas. Anchorage	1990	12
Ferris St.	1990	12
Maine	2002	11
Wayne St. (Mich.)	2001	11
Wisconsin	1999	11
Michigan St.	1992	11
Michigan St.	1987	11
Cornell	1986	11
Michigan Tech	1986	11
Cornell	2001	10
Northern Mich.	2001	10
Ohio St.	2001	10
Vermont	2001	10
Western Mich.	2001	10
New Hampshire	2000	10
Princeton	1998	10
Western Mich.	1997	10
Boston College	1994	10
Harvard	1994	10
Wisconsin	1993	10
Boston College	1989	10
Western Mich.	1988	10
Providence	1985	10
Michigan Tech	1970	10

OVERTIME WINS

Team	Year	No.
Michigan	1998	6
Lake Superior St.	1995	6
Michigan St.	1987	6
Cornell	1986	6
Boston College	1984	6
Wisconsin	1977	6
Wisconsin	2004	5
Ohio St.	2001	5
Wayne St. (Mich.)	2001	5
Western Mich.	1988	5
Michigan Tech	1978	5
Michigan Tech	1977	5
Air Force	1973	5
New Hampshire	1973	5
Michigan Tech	1970	5

Team	Year	No.
Cornell	2001	4
Dartmouth	2001	4
New Hampshire	2000	4
Niagara	2000	4
Harvard	1994	4
Air Force	1986	4
Providence	1985	4
Colgate	1984	4
Michigan Tech	1981	4
Michigan Tech	1962	4

OVERALL WINNING STREAK

No.	Team	Dates
36	Mass.-Lowell	Jan. 15, 1981-Jan. 26, 1982
30	Rensselaer	Nov. 24, 1984-March 22, 1985
30	Cornell	Nov. 22, 1969-Nov. 21, 1970
25	Cornell	1968-69
23	Cornell	1967-68
22	Michigan St.	Dec. 29, 1984-Feb. 15, 1985
22	Boston U.	1976-78
22	Michigan Tech	Jan. 12-Nov. 24, 1962
22	Boston College	Feb. 1, 1949-Feb. 7, 1950
21	Merrimack	Feb. 18, 1987-Jan. 5, 1988
21	Boston U.	1977-78
20	Ala.-Huntsville	Feb. 4, 1995-Jan. 5, 1996
20	Maine	Oct. 20, 1992-Jan. 3, 1993
19	Michigan St.	Oct. 15, 1988-Dec. 16, 1988

UNBEATEN STREAK

No.	Team	Dates
38	Rensselaer	Nov. 24, 1984-Nov. 16, 1985
36	Mass.-Lowell	Jan. 15, 1981-Jan. 26, 1982
34	Ala.-Huntsville	Feb. 4, 1995-March 9, 1996
30	Cornell	Nov. 22, 1969-Nov. 21, 1970
29	Northern Mich.	Dec. 28, 1990-Oct. 25, 1991
28	Lake Superior St.	Nov. 30, 1990-March 9, 1991
25	Cornell	1968-69
25	Clarkson	1955-56
23	Michigan St.	Oct. 21, 2000-Jan. 23, 2001
23	Michigan St.	Dec. 4, 1998-March 5, 1999
23	Michigan	Nov. 8, 1996-Feb. 8, 1997
23	Cornell	1967-68
22	Alas. Anchorage	1983-Jan. 7, 1984
22	Michigan St.	Dec. 29, 1984-Feb. 15, 1985
22	Boston U.	1976-78
22	Michigan Tech	Jan. 12-Nov. 24, 1962
22	Boston College	Feb. 1, 1949-Feb. 7, 1950

OVERALL LOSING STREAK

No.	Team	Dates
29	Colorado Col.	1960-62
27	Alas. Fairbanks	Dec. 18, 1980-Jan. 1, 1982
25	Brown	Nov. 12, 1988-Feb. 25, 1989
19	Michigan Tech	Feb. 26-Nov. 26, 1999
19	Cornell	Dec. 11, 1959-March 4, 1960
18	Western Mich.	Nov. 15, 1997-Jan. 31, 1998
16	Brown	Jan. 11-Nov. 14, 1986
16	Michigan Tech	Nov. 18, 1951-March 8, 1952
15	Ohio St.	Jan. 8-March 12, 1993
15	Dartmouth	Nov. 30, 1991-Feb. 1, 1992
15	New Hampshire	Nov. 2-Dec. 30, 1985
14	Union (N.Y.)	Feb. 6-Oct. 30, 1999
14	Air Force	Nov. 11, 1995-Jan. 13, 1996
14	Bowling Green	Dec. 14, 1990-Feb. 2, 1991
14	Notre Dame	Nov. 12, 1988-Jan. 2, 1989
14	Dartmouth	1986-87
14	Ferris St.	Jan. 18-Oct. 12, 1985
14	Maine	Nov. 16, 1982-Jan. 13, 1983
14	St. Lawrence	1979-80
14	Michigan St.	Dec. 22, 1953-Feb. 25, 1956
14	Michigan St.	Jan. 12-March 10, 1950

WINLESS STREAK

No.	Team	Dates
29	Colorado Col.	1960-62
27	Brown	Nov. 12, 1988-Nov. 11, 1989
27	Alas. Fairbanks	Dec. 18, 1980-Jan. 1, 1982
19	Michigan Tech	Feb. 20, 1998-Jan. 26, 1999
19	Michigan Tech	Nov. 2, 1996-Jan. 25, 1997
19	Cornell	Dec. 11, 1959-March 4, 1960
18	Western Mich.	Nov. 15, 1997-Jan. 31, 1998
18	Air Force	1995-96
17	Union (N.Y.)	Jan. 29-Oct. 30, 1999
17	Ferris St.	Jan. 20-Oct. 20, 1989

No.	Team	Dates
17	Yale	Jan. 25-Dec. 9, 1975
16	Vermont	Jan. 25-Oct. 20, 2002
16	Michigan Tech	Jan. 22-Oct. 14, 2000
16	Dartmouth	Nov. 30, 1991-Feb. 7, 1992
16	Notre Dame	Nov. 5, 1988-Jan. 2, 1989
16	Brown	Jan. 11-Nov. 14, 1986
16	Michigan Tech	Jan. 18-March 8, 1952
15	Bemidji St.	Dec. 2, 2000-Feb. 3, 2001
15	Ohio St.	Jan. 8-March 12, 1993
15	Dartmouth	Nov. 30, 1991-Feb. 1, 1992
15	Michigan Tech	Nov. 9, 1985-Jan. 4, 1986
15	New Hampshire	Nov. 2-Dec. 30, 1985
15	Brown	1985-86

HOME WINNING STREAK

No.	Team	Dates
63	Cornell	Jan. 14, 1967-Jan. 29, 1972
26	Rensselaer	Dec. 29, 1982-March 3, 1984
24	Colgate	1960-64
23	Bowling Green	Oct. 28, 1977-March 18, 1978
22	Michigan Tech	Nov. 28, 1975-Oct. 22, 1976
21	Lake Superior St.	1972-73
21	Lake Superior St.	1973-74
20	Minnesota	Jan. 24-Dec. 23, 2004
19	Ala.-Huntsville	Jan. 30, 1998-Jan. 9, 1999
19	Ala.-Huntsville	Feb. 10, 1995-Jan. 5, 1996
19	Rensselaer	1984-85
18	Boston College	March 25, 1990-Feb. 17, 1991
18	Clarkson	1990-91
18	Michigan St.	Jan. 24-Nov. 1, 1986
18	Rensselaer	1983-84
17	Michigan	Jan. 15, 1993-Jan. 21, 1994
17	Rensselaer	Nov. 17, 1984-March 22, 1985
17	Northern Mich.	Nov. 3, 1979-Feb. 9, 1980
17	Michigan	March 4, 1961-March 3, 1962

HOME LOSING STREAK

No.	Team	Dates
11	Princeton	1970-1971
10	Notre Dame	Feb. 3- Nov. 29, 1980
10	Cornell	Dec. 17, 1958-March 7, 1959
9	Michigan Tech	Oct. 13-Dec. 8, 2000
8	Air Force	Nov. 11, 1995-Jan. 13, 1996
8	Michigan St.	Nov. 22, 1975-Jan. 17, 1976
8	Minn. Duluth	Jan. 4-Feb. 27, 1968
8	Michigan St.	Jan. 6-Feb. 25, 1956
8	Michigan St.	Jan. 12-Feb. 28, 1950
7	Bemidji St.	Oct. 14-Nov. 24, 2000
7	Bowling Green	Nov. 8, 1997-Jan. 30, 1998
7	Minnesota	Jan. 12-Jan. 29, 1972
6	Rensselaer	Dec. 12, 1981-Jan. 19, 1982

ROAD WINNING STREAK

No.	Team	Dates
20	Boston U.	1977-78
18	Rensselaer	Nov. 24, 1984-Nov. 15, 1985
18	Michigan Tech	Dec. 29, 1961-Dec. 30, 1962
17	Providence	1982-83
17	Cornell	Dec. 6, 1969-March 21, 1970
17	Cornell	1966-67
16	Colgate	1989-90
15	Clarkson	1996-97
15	Harvard	1988-89
15	Cornell	1967-68
15	Boston U.	1965-66
12	Michigan St.	Oct. 15-Dec. 15, 1988

No.	Team	Dates
11	Michigan St.	Nov. 9, 1984-Feb. 9, 1985
11	Bowling Green	Oct. 28, 1978-Jan. 26, 1979
10	Michigan St.	Oct. 10-Dec. 28, 1997
10	Lake Superior St.	1990-91
10	Michigan St.	Jan. 5-Feb. 23, 1990
10	Boston College	Nov. 30, 1984-Feb. 23, 1985
10	Minn. Duluth	Nov. 18, 1983-Jan. 21, 1984

ROAD LOSING STREAK

No.	Team	Dates
35	Air Force	Feb. 11, 1995-Feb. 27, 1998
25	Michigan	Jan. 7, 1972-March 2, 1973
19	Bemidji St.	Feb. 5, 2000-Feb. 3, 2001
17	Northern Mich.	March 11, 1995-Feb. 23, 1996
17	Bowling Green	Nov. 2, 1990-Nov. 29, 1991
13	Brown	Nov. 12, 1988-Feb. 25, 1989
13	Rensselaer	Feb. 13, 1965-Dec. 10, 1966
12	Minnesota	Nov. 8, 1997-Feb. 28, 1998
12	Michigan	Jan. 24-Nov. 22, 1986
12	Michigan	Feb. 23-Dec. 13, 1985
12	Lake Superior St.	1980-81
12	Lake Superior St.	1979-80
12	Cornell	Dec. 11, 1959-Feb. 27, 1960
11	Ala.-Huntsville	Jan. 20-Dec. 18, 1989
11	Rensselaer	March 4, 1969-Feb. 14, 1970
11	Minn. Duluth	Jan. 3-March 18, 1969

PENALTY MINUTES

Team	Year	No.
Ohio St.	1988	1,353
Lake Superior St.	1996	1,273
Michigan Tech	1995	1,266
Michigan Tech	1994	1,258
Minnesota	1991	1,207
Wisconsin	1991	1,183
Wisconsin	1994	1,145
Western Mich.	1989	1,127
Michigan Tech	1994	1,110
Michigan St.	1989	1,109
Northern Mich.	1994	1,107
Michigan St.	1987	1,100
Northern Mich.	1992	1,097
Northern Mich.	1993	1,082
Michigan St.	1988	1,081
Wisconsin	1993	1,080
Minnesota	1994	1,042

FEWEST PENALTY MINUTES

Team	Year	No.
Minnesota	1958	135
Minnesota	1959	166
Minnesota	1961	209
Alas. Anchorage	1996	211
Minnesota	1957	218
Minnesota	1950	219
New Hampshire	1966	224
Michigan Tech	1952	242
Michigan Tech	1956	261
Michigan Tech	1955	288
Ferris St.	1977	363
Niagara	2002	381
Bemidji St.	2001	425
Union (N.Y.)	2002	468
Western Mich.	1983	493

Annual Team Champions

Offense

SCORING OFFENSE

Year	Team	Games	Goals	Avg.
1996	Boston U.	40	236	5.90
1997	Niagara	27	153	5.67
1998	Fairfield	24	118	4.92
1999	North Dakota	40	199	4.98
2000	Quinnipiac	36	195	5.42
2001	St. Cloud St.	41	168	4.10
2002	New Hampshire	40	184	4.60
2003	Colorado Col.	42	190	4.52
2004	North Dakota	41	182	4.44
2005	Michigan	42	178	4.24

SCORING MARGIN PER GAME

Year	Team	Games	GF	GA	Marg./Gm.
1996	Michigan	42	231	93	3.29
1997	Michigan	42	234	96	3.29
1998	Michigan St.	41	148	71	1.88
1999	North Dakota	40	199	104	2.38
2000	Quinnipiac	36	195	95	2.78
2001	Michigan St.	42	134	57	1.83
2002	New Hampshire	40	184	102	2.05
2003	Cornell	36	133	49	2.33
2004	North Dakota	41	182	90	2.24
2005	Cornell	35	112	45	1.91

POWER-PLAY PERCENTAGE

Year	Team	PPGoals	PPAtts.	Pct.
1996	Colorado Col.	86	263	.327
1997	Maine	58	192	.302
1998	Canisius	37	130	.285
1999	Providence	50	197	.254
2000	Niagara	50	180	.278
2001	St. Cloud St.	51	194	.263
2002	St. Cloud St.	73	235	.311
2003	Colorado Col.	72	234	.308
2004	Minnesota	56	214	.262
2005	Cornell	43	176	.244

PENALTY-KILL PERCENTAGE

Year	Team	Opp. PPGoals	Opp. PPAAtts.	Pct.
1996	Cornell	30	223	.865
1997	Holy Cross	12	111	.892

Year	Team	Opp. PPGoals	Opp. PPAAtts.	Pct.
1998	Michigan St.	16	175	.909
1999	Michigan St.	15	187	.920
2000	Boston College	27	235	.885
2001	Michigan St.	15	168	.911
2002	Michigan St.	13	137	.905
2003	Cornell	15	150	.900
2004	Boston College	21	201	.896
2005	Cornell	20	185	.892

Defense

SCORING DEFENSE

Year	Team	Games	Goals	Avg.
1996	Michigan	43	93	2.16
1997	Michigan	42	96	2.29
1998	Michigan St.	41	71	1.73
1999	Michigan St.	42	64	1.52
2000	Niagara	42	65	1.55
2001	Michigan St.	42	57	1.36
2002	Michigan St.	41	73	1.78
2003	Cornell	36	49	1.36
2004	Maine	44	69	1.57
2005	Cornell	35	45	1.29

Miscellaneous

WINNING PERCENTAGE

Year	Team	W-L-T	Pct.
1996	Colorado Col.	33-5-4	.833
1997	Michigan	34-4-4	.857
1998	Michigan St.	31-6-4	.805
1999	North Dakota	32-6-2	.825
2000	Quinnipiac	27-6-3	.792
2001	Michigan St.	33-5-4	.833
2002	Denver	32-8-1	.793
2003	Cornell	30-5-1	.847
2004	Maine	33-8-3	.784
2005	Cornell	27-5-3	.814

USA Today/AHCA Final Division I Polls

2005

1. Denver
2. Colorado Col.
3. North Dakota
4. Minnesota
5. Cornell
6. Michigan
7. Boston College
8. New Hampshire
9. Ohio St.
10. Harvard
11. Maine
12. Boston U.
13. Wisconsin
14. Colgate
15. Bemidji St.

2004

1. Denver
2. Maine
3. Boston College

4. Minn. Duluth
5. North Dakota
6. Minnesota
7. Michigan
8. Wisconsin
9. Ohio St.
10. Miami (Ohio)
11. New Hampshire
12. Notre Dame
13. Harvard
14. Michigan St.
15. Colorado Col.

2003

1. Cornell
2. Minnesota
3. New Hampshire
4. Michigan
5. Colorado Col.
6. Ferris St.
7. Boston U.

8. Boston College
9. Maine
10. Harvard
11. Minn. St. Mankato
12. Ohio St.
13. North Dakota
14. Minn. Duluth
15. Michigan St.

2002

1. New Hampshire
2. Minnesota
3. Maine
4. Michigan
5. Denver
6. Boston U.
7. Michigan St.
8. Colorado Col.
9. Cornell
10. St. Cloud St.
11. Northern Mich.

12. Alas. Fairbanks
13. Harvard
14. Mass.-Lowell
15. Ohio St.

2001

1. Michigan St.
2. Boston College
3. St. Cloud St.
4. North Dakota
5. Michigan
6. Colorado Col.
7. Minnesota
8. Providence
9. Maine
10. St. Lawrence
11. Wisconsin
12. Neb. Omaha
13. New Hampshire
14. Clarkson
15. Cornell

2000

1. Wisconsin
2. Boston U.
3. North Dakota
4. Michigan
5. New Hampshire
6. Boston College
7. Maine
8. Michigan St.
9. St. Lawrence
10. Northern Mich.
11. Colgate
12. St. Cloud St.
13. Niagara
14. Minn. St. Mankato
15. Ferris St.

1999

1. North Dakota
2. New Hampshire
3. Michigan St.

4. Maine
5. Colorado Col.
6. Clarkson
7. Boston College
8. Michigan
9. Denver
10. St. Lawrence

1998

1. Boston U.
2. Michigan St.
3. North Dakota
4. Michigan
5. Yale
6. Boston College
7. New Hampshire
8. Clarkson
9. Ohio St.
10. Colorado Col.

USCHO.com Final Division I Polls

<p>2005</p> <ol style="list-style-type: none"> 1. Denver 2. Boston College 3. Colorado Col. 4. Cornell 5. Michigan 6. New Hampshire 7. Minnesota 8. Harvard 9. Ohio St. 10. North Dakota 11. Boston U. 12. Maine 13. Wisconsin 14. Colgate 15. Dartmouth <p>2004</p> <ol style="list-style-type: none"> 1. Maine 2. North Dakota 	<ol style="list-style-type: none"> 3. Minnesota 4. Boston College 5. Minn. Duluth 6. Ohio St. 7. Michigan 8. Denver 9. Miami (Ohio) 10. New Hampshire 11. Wisconsin 12. Michigan St. 13. Notre Dame 14. Colorado Col. 15. Harvard <p>2003</p> <ol style="list-style-type: none"> 1. Cornell 2. Colorado Col. 3. New Hampshire 4. Minnesota 5. Ferris St. 	<ol style="list-style-type: none"> 6. Boston U. 7. Michigan 8. Boston College 9. Maine 10. Harvard 11. Minn. St. Mankato 12. North Dakota 13. Ohio St. 14. Minn. Duluth 15. St. Cloud St. <p>2002</p> <ol style="list-style-type: none"> 1. New Hampshire 2. Denver 3. Minnesota 4. Michigan St. 5. Boston U. 6. Maine 7. Michigan 8. St. Cloud St. 	<ol style="list-style-type: none"> 9. Cornell 10. Colorado Col. 11. Northern Mich. 12. Alas. Fairbanks 13. Mass.-Lowell 14. Ohio St. 15. Harvard <p>2001</p> <ol style="list-style-type: none"> 1. Michigan St. 2. Boston College 3. St. Cloud St. 4. North Dakota 5. Michigan 6. Colorado Col. 7. Minnesota 8. Providence 9. Maine 10. Wisconsin 11. St. Lawrence 	<ol style="list-style-type: none"> 12. New Hampshire 13. Neb.-Omaha 14. Clarkson 15. Denver <p>2000</p> <ol style="list-style-type: none"> 1. Wisconsin 2. North Dakota 3. Maine 4. Boston U. 5. St. Lawrence 6. Boston College 7. New Hampshire 8. Michigan St. 9. Michigan 10. Colgate <p>1999</p> <ol style="list-style-type: none"> 1. North Dakota 2. Michigan St. 3. Maine 	<ol style="list-style-type: none"> 4. New Hampshire 5. Colorado Col. 6. Clarkson 7. Boston College 8. Michigan 9. Ohio St. 10. Denver <p>1998</p> <ol style="list-style-type: none"> 1. North Dakota 2. Michigan St. 3. Boston College 4. Boston U. 5. Michigan 6. Clarkson 7. Yale 8. Ohio St. 9. Colorado Col. 10. Wisconsin
---	---	--	---	---	--

Men's Division III Records

Individual Records	28
Individual Leaders	28
Annual Individual Champions.....	34
Team Records.....	35
Team Leaders.....	36
Annual Team Champions	40
USCHO Final Polls	41



Individual Records

Official NCAA men's ice hockey records began with the 1947-48 season (1948) and are based on information submitted to the NCAA statistics service by institutions participating in the statistics rankings. In statistical rankings, the rounding of percentages and/or averages may indicate ties where none exist. In these cases, the numerical order of the rankings is correct.

Offense

POINTS SCORED

Game

13—Mike Karin, Middlebury vs. Cornell, Feb. 1959 (3 goals, 10 assists); Gerald Mahoney, Tufts vs. Massachusetts, 1953-54 (8 goals, 5 assists)

Season

111—Dave Lair, Oswego St., 1983 (48 goals, 63 assists)

Career

359—Joey Ferras, Plattsburgh St., 1985-88 (125 goals, 234 assists)

POINTS PER GAME

Season

5.14—Phil Latreille, Middlebury, 1961 (108 in 21 games)

Career

4.07—Phil Latreille, Middlebury, 1958-61 (346 in 85 games)

GOALS

Game

10—Phil Latreille, Middlebury vs. Colgate, Feb. 1960

Season

80—Phil Latreille, Middlebury, 1961

Career

250—Phil Latreille, Middlebury, 1958-61

GOALS PER GAME

Season

3.81—Phil Latreille, Middlebury, 1961 (80 in 21 games)

Career

2.94—Phil Latreille, Middlebury, 1958-61 (250 in 85 games)

ASSISTS

Game

10—Mike Karin, Middlebury vs. Cornell, Feb. 1959

Season

69—Joey Ferras, Plattsburgh St., 1988

Career

234—Joey Ferras, Plattsburgh St., 1985-88

ASSISTS PER GAME

Season

3.10—Mike Karin, Middlebury, 1959 (62 in 20 games)

Career

1.86—Ron Ryan, Colby, 1960-62 (141 in 76 games)

POWER-PLAY GOALS

Game

4—Rob McNamara, Buffalo St. vs. Geneseo St., Jan. 26, 1996

Season

27—Sean Fitzgerald, Oswego St., 1989

Career

64—Sean Fitzgerald, Oswego St., 1986-89 (126 goals)

SHORT-HANDED GOALS

Game

4—David Garofalo, New England Col. vs. Mass. Liberal Arts, Nov. 21, 1998

Season

10—Scott Burfoot, Mercyhurst, 1992

Career

25—Scott Burfoot, Mercyhurst, 1989-92 (113 games)

GAME-WINNING GOALS

Season

9—Steve Aronson, St. Thomas (Minn.), 2000; Paul Caulfield, Wis.-Stevens Point, 1991

Career

19—Paul Caulfield, Wis.-Stevens Point, 1989-92 (148 goals)

QUICKEST HAT TRICK TO START A GAME

4:37—Ross Grubin, Trinity (Conn.) vs. Southern Me., Feb. 20, 1988 (scored at 1:30, 4:24, 4:37, three goals in the span of 3:07)

Defense

SAVES

Game

77—John Herud, Nichols vs. Maine, 1972-73

Season

1,095—George Bosak, Scranton, 1994

Career

3,275—Jamie Morris, Rochester Inst., 1996-99

GOALIE SAVE PERCENTAGE

Season

.946—Niklas Sundberg, Plattsburgh St., 1999 (307 saves, 17 goals allowed)

Career

.924—Niklas Sundberg, Plattsburgh St., 1999-02

GOALS-AGAINST AVERAGE

Season

1.21—Francois Bourbeau, Middlebury, 1998 (845 minutes played, 17 goals allowed)

Career

1.40—Christian Carlsson, Middlebury, 1999-02

Miscellaneous

GOALIE WINNING PERCENTAGE

Season

1.000—Bob Berg, Marian (Wis.), 2002 (6-0-0); Francois Bourbeau, Middlebury, 1996 (14-0-0); Eric Przykuta, Fredonia St., 1994 (10-0-0)

Career

.935—Bobby Silvia, Mass.-Dartmouth, 1983-86 (43-3-0)

GOALIE WINS

Career

72—Rick Strack, Plattsburgh St., 1978-81

Individual Leaders

SINGLE-GAME RECORDS

Offense

POINTS

No.	Player, Team vs. Opponent	Date
13	Mike Karin, Middlebury vs. Cornell	Feb. 1959
13	Gerald Mahoney, Tufts vs. Massachusetts	1953-54
10	Mike Moccia, Connecticut Col. vs. Skidmore	1985
10	Pierre Belanger, Oswego St. vs. Brockport St.	Feb. 1967
10	Phil Latreille, Middlebury vs. Colgate	Feb. 1960
9	Mike Bournazakis, Rochester Inst. vs. Neumann	Feb. 8, 2002
9	Luke Murphy, Rochester Inst. vs. Cortland St.	Jan. 17, 1999
9	Tom Conti, Lawrence vs. Benedictine (Ill.)	Nov. 21, 1998
9	Scott Burfoot, Mercyhurst vs. Elmira	Jan. 12, 1992
9	Troy Winch, Mercyhurst vs. Binghamton	Nov. 19, 1989
9	Bill Loveland, Geneseo St. vs. Binghamton	Feb. 10, 1989
9	Maurice Montambault, Rochester Inst. vs. Brockport St.	1986
9	Dave Kunz, Gust. Adolphus vs. Maine	Feb. 27, 1976
9	Marv Degon, Worcester St. vs. Nichols	1973-74
9	Glenn LaChapelle, Wis.-Stout vs. Wis.-Stevens Point	1972-73

No.	Player, Team vs. Opponent	Date
9	Chuck Gerber, Wis.-Stout vs. Wis.-Stevens Point	1972-73
9	Gary Goulden, Oswego St. vs. Brockport St.	Feb. 1967
9	Pierre Belanger, Oswego St. vs. Ithaca	Jan. 28, 1967
9	Ron Ryan, Colby vs. Dartmouth	1961-62
9	Ron Ryan, Colby vs. Amherst	1961-62
9	Ron Ryan, Colby vs. Northeastern	1961-62
9	Jay Church, Colby vs. MIT	1958-59
9	Bob Keltie, Colby vs. Bowdoin	1957-58

GOALS

No.	Player, Team vs. Opponent	Date
10	Phil Latreille, Middlebury vs. Colgate	Feb. 1960
8	Glen LaChapelle, Wis.-Stout vs. Wis.-Stevens Point	1972-73
8	Gerald Mahoney, Tufts vs. Massachusetts	1953-54
7	Tim Yakimowsky, Wentworth Inst. vs. Mass.-Dartmouth	2001
7	Brian Hansen, Gust. Adolphus vs. Hamline	Feb. 1991
7	Bill Loveland, Geneseo St. vs. Binghamton	Feb. 10, 1989
7	Sean Fitzgerald, Oswego St. vs. Binghamton	Nov. 11, 1988
7	Andy Speak, St. Scholastica vs. Wis.-Stout	Nov. 28, 1975
7	Gary Hansen, Gust. Adolphus vs. Macalester	Jan. 1975
7	Marv Degon, Worcester St. vs. Bentley	1971-72
7	Pierre Bellanger, Oswego St. vs. Brockport	Feb. 1967
7	Bob Wahman, Gust. Adolphus vs. Augsburg	Jan. 1956

No.	Player, Team vs. Opponent	Date
7	Rog Bertelsen, Gust. Adolphus vs. Augsburg	Jan. 1955
6	C.J. Koroll, Marian (Wis.) vs. Milwaukee Engr.	Feb. 5, 1999
6	Drew Carleton, Tufts vs. Western New Eng.	Jan. 16, 1999
6	Stephen Naughton, Potsdam St. vs. Plattsburgh St.	Dec. 11, 1996
6	Craig Muse, Trinity (Conn.) vs. Wesleyan (Conn.)	Dec. 8, 1995
6	Greg Murray, Cortland St. vs. Scranton	Jan. 12, 1993
6	Marc Currier, Nichols vs. Wentworth Inst.	1992-93
6	Mike Erickson, Augsburg vs. Bethel (Minn.)	Nov. 27, 1980
6	Ken Morris, Nichols vs. Bentley	1972-73
6	Norm McEachern, Rochester Inst. vs. Syracuse	Feb. 22, 1964
6	Elywn Duchrow, Colby vs. Northeastern	1961-62

ASSISTS

No.	Player, Team vs. Opponent	Date
10	Mike Karin, Middlebury vs. Cornell	Feb. 1959
9	Chuck Gerber, Wis.-Stout vs. Wis.-Stevens Point	1972-73
9	Bob Keltie, Colby vs. Bowdoin	1957-58
8	Maurice Montambault, Rochester Inst. vs. Brockport St.	1985-86
8	Pierre Belanger, Oswego St. vs. Rochester Inst.	1966-67
7	Mike Bournazakis, Rochester Inst. vs. Neumann	Feb. 8, 2002
7	Ryan Moren, Milwaukee Engr. vs. Northland	Feb. 26, 2000
7	Tom Conti, Lawrence vs. Benedictine (Ill.)	Nov. 21, 1999
7	Luke Murphy, Rochester Inst. vs. Brockport St.	Oct. 25, 1997
7	Troy Winch, Mercyhurst vs. Scranton	Jan. 24, 1992
7	Chuck Burmaster, Geneseo St. vs. Binghamton	Feb. 10, 1989
7	Keith Gilbertson, St. Scholastica vs. Air Force	Dec. 7, 1979
7	Jeff Boeser, St. Thomas (Minn.) vs. St. Olaf	1974
7	Mike Correa, Worcester St. vs. Fitchburg St.	1970-71
7	Richard Kelley, Tufts vs. Bowdoin	1954-55

POWER-PLAY GOALS

No.	Player, Team vs. Opponent	Date
4	Rob McNamara, Buffalo St. vs. Geneseo St.	Jan. 26, 1996
3	Tim Yakimovsky, Wentworth Inst. vs. Mass.-Dartmouth	Feb. 7, 2001
3	Adam Sedgwick, St. Norbert vs. Wis.-Stout	Jan. 27, 2001
3	Mike Dittrich, Marian (Wis.) vs. Milwaukee Engr.	Feb. 5, 2000
3	C.J. Koroll, Marian (Wis.) vs. Northland	Jan. 28, 2000
3	Matt Interbartolo, Wis.-Stevens Point vs. St. Thomas (Minn.)	Jan. 4, 2000
3	Silverio Mirao, St. Norbert vs. Wis.-Stevens Point	Jan. 27, 1996
3	Marcello Gentile, Bowdoin vs. Mass.-Boston	Jan. 20, 1995
3	Shawn Wheeler, Wis.-Stevens Point vs. Wis.-River Falls	Feb. 3, 1990
3	Sean Fitzgerald, Oswego St. vs. Potsdam St.	Nov. 19, 1988
3	Sean Fitzgerald, Oswego St. vs. Binghamton	Nov. 11, 1988
3	Sean Fitzgerald, Oswego St. vs. Mercyhurst	Nov. 2, 1988
3	Randy Chin, Wis.-Stevens Point vs. Lake Forest	Jan. 29, 1988
3	Dave Leonardo, Bowdoin vs. Massachusetts	Feb. 11, 1977

QUICKEST HAT TRICKS TO START A GAME

Time	Player, Team vs. Opponent	Date
4:37	Ross Grubin, Trinity (Conn.) vs. Southern Me.	Feb. 20, 1988
10:09	Tim Yakimovsky, Wentworth Inst. vs. Mass.-Dartmouth	Feb. 7, 2001
18:10	Brian Yingling, Lebanon Valley vs. Southern N.H.	Feb. 1, 2003

Defense

SAVES

No.	Player, Team vs. Opponent	Date
77	John Herud, Nichols vs. Maine	1972-73
75	Matt Saur, Neumann vs. Elmira	Nov. 2, 2001
75	Grant Henderson, Lawrence vs. Marian (Wis.)	Feb. 11, 2000
75	Eric Travers, Bethel (Minn.) vs. Gust. Adolphus	Feb. 15, 1992
75	John Brayton, Connecticut Col. vs. Iona	1980
74	Mark Senna, Wentworth Inst. vs. Worcester St.	Feb. 21, 1996
74	Marty Reasoner, Rochester Inst. vs. Canton	1973-74
73	Terry Craven, Mass. Liberal Arts vs. Norwich	Feb. 20, 1999
72	Stephen Bidus, Elmira vs. Rochester Inst.	March 8, 1997
72	Rick St. Laurent, New England Col. vs. Oswego St.	Jan. 24, 1976
71	Grant Henderson, Lawrence vs. St. Olaf	Nov. 27, 1999
71	Paul Mueller, Oswego St. vs. Elmira	Nov. 12, 1988
69	Dave Graichen, Wis.-Superior vs. Norwich	Mar. 21, 1997
69	Kevin McBride, St. Norbert vs. St. Olaf	Dec. 7, 1990
69	Vinnie Pizzo, Geneseo St. vs. Elmira	Mar. 2, 1977
68	Garret Hasti, St. Olaf vs. St. Norbert	Nov. 16, 2001
68	Tom Walsh, Brockport vs. Rochester Inst.	Jan. 22, 1986
68	Pete Sears, Oswego St. vs. Middlebury	Jan. 3, 1970
67	Nate Eusko, Norwich vs. Hamilton	Jan. 16, 1999
67	Jamie Ronayne, Buffalo St. vs. Geneseo St.	Nov. 16, 1996

SEASON RECORDS

Offense

POINTS

Player, Team	Year	GP	G	A	Points
Dave Lair, Oswego St.	1983	32	48	63	111
Phil Latreille, Middlebury	1961	21	80	28	108
Ron Ryan, Colby	1962	27	48	56	104
Marv Degon, Worcester St.	1972	24	71	31	102
Joey Ferras, Plattsburgh St.	1988	37	30	69	99
Joey Ferras, Plattsburgh St.	1987	40	38	54	92
Steve Aronson, St. Thomas (Minn.)	2000	33	38	53	91
Gaetan D'Anjou, Plattsburgh St.	1982	40	50	41	91
Joey Ferras, Plattsburgh St.	1985	37	28	62	90
Dennie Poulin, Plattsburgh St.	1982	40	30	60	90
Joe Spinelli, Elmira	1991	34	40	48	88
Terry Gorman, Framingham St.	1987	30	33	54	87
Matt Wescott, Plattsburgh St.	1976	26	26	61	87
Dave Piromalli, Plattsburgh St.	1986	41	36	50	86
Dan Brown, Plattsburgh St.	1978	22	35	51	86
John Staerker, Oswego St.	1988	30	29	56	85
Fred Whouley, Curry	1986	34	40	45	85
Bill Hamilton, Tufts	1955	19	43	42	85
Damon Moore, Fitchburg St.	1998	26	21	63	84
Steve Toll, Rochester Inst.	1997	30	39	45	84
Dave Piromalli, Plattsburgh St.	1987	40	21	53	84
Dave Piromalli, Plattsburgh St.	1985	37	32	52	84

POINTS PER GAME

Team, Player	Year	GP	G	A	P	PPG
Phil Latreille, Middlebury	1961	21	80	28	108	5.14
Bill Hamilton, Tufts	1955	19	43	42	85	4.47
Marv Degon, Worcester St.	1972	24	71	31	102	4.25
Andre Beaulieu, St. Mary's (Minn.)	1963	15	31	31	62	4.13
Bruce Boissin, Oswego St.	1967	14	28	29	57	4.07
Tim Norbeck, Hamilton	1960	18	40	32	72	4.00
Dan Brown, Plattsburgh St.	1978	22	35	51	86	3.91
Ron Ryan, Colby	1962	27	48	56	104	3.85
Andre Beaulieu, St. Mary's (Minn.)	1964	18	31	37	68	3.78
Andre Beaulieu, St. Mary's (Minn.)	1962	17	42	20	62	3.65
George Brinkley, Trinity (Conn.)	1979	22	39	40	79	3.59
Dave Lair, Oswego St.	1983	32	48	63	111	3.47
Pierre Belanger, Oswego St.	1967	14	24	23	47	3.36
Matt Wescott, Plattsburgh St.	1976	26	26	61	87	3.35
Glenn LaChapelle, Wis.-Stout	1973	20	43	22	65	3.25
Damon Moore, Fitchburg St.	1998	26	21	63	84	3.23
Mark Hentges, St. Thomas (Minn.)	1980	27	38	45	83	3.07
Jeff DuRoss, Fitchburg St.	1998	26	47	29	76	2.92
Scott Burfoot, Mercyhurst	1991	33	49	47	96	2.91
Terry Gorman, Framingham St.	1987	30	33	54	87	2.90

GOALS

Player, Team	Year	GP	Goals
Phil Latreille, Middlebury	1961	21	80
Marv Degon, Worcester St.	1972	24	71
Sean Fitzgerald, Oswego St.	1989	29	51
Mike Snell, Oswego St.	1985	33	51
Gaetan D'Anjou, Plattsburgh St.	1982	40	50



Middlebury's Phil Latreille holds the Division III record for most goals scored in a game, with 10 against Colgate in 1960, and the season marks for points per game (5.14), goals (80) and goals per game (3.81), in 1961.

Player, Team	Year	GP	Goals
Scott Burfoot, Mercyhurst	1991	33	49
Dave Lair, Oswego St.	1983	32	48
Ed Galiani, New England Col.	1982	27	48
Ron Ryan, Colby	1962	27	48
Jeff DuRoss, Fitchburg St.	1998	26	47
Brad Wiley, St. Mary's (Minn.)	1989	25	47
Dave Lair, Oswego St.	1982	30	46
Jeff Lupu, Fredonia St.	1994	32	45
Bernie Cassell, Elmira	1992	31	43
Brad Wiley, St. Mary's (Minn.)	1988	33	43
Eric Donaghey, Framingham St.	1986	27	43
Glen LaChapelle, Wis.-Stout	1973	20	43
Bill Hamilton, Tufts	1955	19	43
Bill Kewer, Mass.-Dartmouth	1988	27	42
Fred Whouley, Curry	1985	27	42
Joe McCafferty, Mass.-Boston	1982	27	42
Dave Lair, Oswego St.	1981	30	42
Tim Evans, Augsburg	1975	26	42

GOALS PER GAME

Player, Team	Year	GP	G	GPG
Phil Latreille, Middlebury	1961	21	80	3.81
Marv Degon, Worcester St.	1972	24	71	2.96
Andre Beaulieu, St. Mary's (Minn.)	1962	17	42	2.47
Bill Hamilton, Tufts	1955	19	43	2.26
Tim Norbeck, Hamilton	1960	18	40	2.22
Glen LaChapelle, Wis.-Stout	1973	20	43	2.15
Andre Beaulieu, St. Mary's (Minn.)	1963	15	31	2.07
Bruce Boisson, Oswego St.	1967	14	28	2.00
Brad Wiley, St. Mary's (Minn.)	1989	25	47	1.88
Jeff DuRoss, Fitchburg St.	1998	26	47	1.81
Ed Galiani, New England Col.	1982	27	48	1.78
Ron Ryan, Colby	1962	27	48	1.78
George Brinkley, Trinity (Conn.)	1979	22	39	1.77
Sean Fitzgerald, Oswego St.	1989	29	51	1.76
Andre Beaulieu, St. Mary's (Minn.)	1964	18	31	1.72
Pierre Belanger, Oswego St.	1967	14	24	1.71
George Brinkley, Trinity (Conn.)	1978	21	35	1.67
Danny Brown, Plattsburgh St.	1978	22	35	1.59
Gary Hansen, Gust. Adolphus	1975	26	41	1.58
Mark Deveaux, Johnson & Wales (R.I.)	1999	25	39	1.56

ASSISTS

Player, Team	Year	GP	Assists
Joey Ferras, Plattsburgh St.	1988	37	69
Damon Moore, Fitchburg St.	1998	26	63
Dave Lair, Oswego St.	1983	32	63
Joey Ferras, Plattsburgh St.	1985	37	62
Ron Ryan, Colby	1962	27	62
Mike Karin, Middlebury	1959	20	62
Matt Wescott, Plattsburgh St.	1976	26	61
Dennis Poulin, Plattsburgh St.	1982	40	60
Joey Ferras, Plattsburgh St.	1987	40	57
John Staerker, Oswego St.	1988	30	56
Kevin Weber, Oswego St.	1985	33	56
Terry Gormon, Framingham St.	1987	30	54
Steve Aronson, St. Thomas (Minn.)	2000	33	53
Dave Piromalli, Plattsburgh St.	1987	40	53
Joe Centrella, Fitchburg St.	1997	28	52
Dave Piromalli, Plattsburgh St.	1985	37	52
Mike Bournazakis, Rochester Inst.	2001	29	51
Lenny Pereira, Plattsburgh St.	1993	33	51
Joe Spinelli, Elmira	1992	31	51
Danny Brown, Plattsburgh St.	1978	22	51

ASSISTS PER GAME

Player, Team	Year	GP	A	APG
Mike Karin, Middlebury	1959	20	62	3.10
Damon Moore, Fitchburg St.	1998	26	63	2.42
Matt Wescott, Plattsburgh St.	1976	26	61	2.35
Danny Brown, Plattsburgh St.	1978	22	51	2.32
Pete Kennedy, Hamilton	1969	18	40	2.22
Ron Ryan, Colby	1962	27	56	2.07
Bruce Boisson, Oswego St.	1967	14	29	2.07
Andre Beaulieu, St. Mary's (Minn.)	1963	15	31	2.07
Andre Beaulieu, St. Mary's (Minn.)	1964	18	37	2.06
Dave Lair, Oswego St.	1983	32	63	1.97
John Staerker, Oswego St.	1988	30	56	1.87
Joey Ferras, Plattsburgh St.	1988	37	69	1.86
Joe Centrella, Fitchburg St.	1997	28	52	1.86
Jeff Beaney, New England Col.	1982	27	50	1.85
Kent Hughes, Middlebury	1992	26	48	1.85
George Brinkley, Trinity (Conn.)	1979	22	40	1.82
Jon Leven, Tufts	1988	25	45	1.80

Player, Team	Year	GP	A	APG
Terry Gormon, Framingham St.	1987	30	54	1.80
Mike Bournazakis, Rochester Inst.	2001	29	51	1.76
Geoff Liska, Norwich	1996	24	42	1.75
Jim Hughes, Worcester St.	1972	24	42	1.75

POWER-PLAY GOALS

Player, Team	Year	GP	PPG
Sean Fitzgerald, Oswego St.	1989	29	27
Gary Masocco, Fredonia St.	1995	35	22
Sean Fitzgerald, Oswego St.	1988	30	22
Jeff Lupu, Fredonia St.	1994	32	21
Joey Ferras, Plattsburgh St.	1987	40	21
John Stringfellow, Oswego St.	1990	28	19
Sean Green, Oswego St.	1988	30	19
Dave Piromalli, Plattsburgh St.	1986	41	19
Peter DeArmas, Plattsburgh St.	1985	37	19
Rick Pratt, Oswego St.	1982	28	19
Rob Duke, Oswego St.	1987	37	18
Peter Bournazakis, Rochester Inst.	2001	28	17
Jeff DuRoss, Fitchburg St.	1998	26	17
Mike Snell, Oswego St.	1985	32	17
Rob Lavery, Fitchburg St.	1998	27	16
Joe Cantone, Connecticut Col.	1990	-	16
Ralph Barahona, Wis.-Stevens Point	1989	41	16
Dave Piromalli, Plattsburgh St.	1985	37	16
Jason Boudrow, Tufts	1999	24	15
Mark Spence, Middlebury	1998	28	15
Frank Savino, St. Mary's (Minn.)	1997	27	15
Joey Ferras, Plattsburgh St.	1986	41	15
Gaetan D'Anjou, Plattsburgh St.	1982	40	15
Rick Pratt, Oswego St.	1981	30	15

SHORT-HANDED GOALS

Player, Team	Year	GP	SHG
Scott Burfoot, Mercyhurst	1992	30	10
Keith Aucoin, Norwich	2001	28	8
Chris Fess, Plattsburgh St.	1991	27	8
Brian Yingling, Lebanon Valley	2003	27	7
Keith Aucoin, Norwich	1999	31	7
Pat Schultz, Mass.-Dartmouth	1998	26	7
Mike Rotsch, St. Thomas (Minn.)	1996	29	7
Charlie Gaffney, Bowdoin	1995	26	7
Mike Snell, Oswego St.	1985	32	7
David Johnson, Bethel (Minn.)	1982	30	7
Brian Doherty, Curry	2003	27	6
Gus Katsuras, Hamilton	2003	25	6
Scott Feeney, Johnson & Wales (R.I.)	2001	26	6
Jason Kilcan, Plattsburgh St.	2001	34	6
Jeff Corkish, Concordia-M'head	1997	25	6
Rob McNamara, Buffalo St.	1995	24	6
Steve Moore, Plattsburgh St.	1993	33	6
Pierre Brunet, Plattsburgh St.	1981	33	6

GAME-WINNING GOALS

Player, Team	Year	GP	GWG
Steve Aronson, St. Thomas (Minn.)	2000	33	9
Paul Caufield, Wis.-Stevens Point	1991	36	9
Mike Lukajic, Oswego St.	2004	31	8
Kevin Cooper, Middlebury	2003	28	8
Ivan Prokic, Wis.-Superior	2001	30	8
Jim Nagle, Norwich	1999	31	8
Steve Moffat, Plattsburgh St.	1997	31	8
Gus Katsuras, Hamilton	2005	25	7
Marc Bellemare, Norwich	2000	32	7
Rob MacDonald, Amherst	1999	24	7
Mike Anastasio, Middlebury	1997	27	7
Jarrold DiBona, Mass.-Dartmouth	1996	27	7
Charlie Gaffney, Bowdoin	1995	26	7
Lenny Pereira, Plattsburgh St.	1992	36	7
Sean Fitzgerald, Oswego St.	1989	29	7
Arron Scott, Wis.-River Falls	1988	38	7
Peter DeArmas, Plattsburgh St.	1985	37	7
Pierre Brunet, Plattsburgh St.	1982	40	7
Dave Lair, Oswego St.	1981	30	7

Defense

SAVES

Player, Team	Year	Saves
George Bosak, Scranton	1994	1,095
Mark Dougherty, Rochester Inst.	1970	1,091
George Bosak, Scranton	1993	1,035

Player, Team	Year	Saves
Jamie Ronayne, Buffalo St.	1997	1,034
Jamie Morris, Rochester Inst.	1997	1,027
Lou Germain, Geneseo St.	1990	1,019
Doug Voss, Bethel (Minn.)	1986	1,017
Rick Strack, Plattsburgh St.	1981	1,007
Casey Oie, Wis.-Superior	1982	946
Tony Mongillo, Elmira	1988	929
Pete Sears, Oswego St.	1971	920
Ryan Hallam, Geneseo St.	1995	893
Bob Hanson, St. John's (Minn.)	1979	887
Niklas Sundburg, Plattsburgh St.	2001	884
Ron Cappellazzo, Brockport St.	1983	879
Phil Wheaton, Geneseo St.	1988	876
Mike Collochio, Neumann	2005	873
Gerard Muscat, Elmira	1990	862
Bobby Gorman, Wis.-Stevens Point	1998	858
Lou Germain, Geneseo St.	1991	852
Jamie Morris, Rochester Inst.	1996	850
Tad Larson, Wis.-Stout	1978	850

SAVE PERCENTAGE

(Must have played 33 percent of the team's minutes)

Player, Team	Year	GA	Saves	Pct.
Niklas Sundberg, Plattsburgh St.	1999	17	307	.946
Joel Cameron, Lake Forest	2004	28	472	.944
Brady Alstead, Wis.-River Falls	1996	27	451	.944
Ross Cherry, Middlebury	2005	21	347	.943
Francois Bourbeau, Middlebury	1998	17	276	.942
Lincoln Matlock, Lebanon Valley	2002	17	274	.942
Jamie Vanek, Wentworth Inst.	2003	27	428	.941
Adam Hanna, St. John's (Minn.)	2005	41	633	.939
Dan Meneghin, Wis.-River Falls	2005	21	323	.939
Raj Bhangoon, Wentworth Inst.	2001	18	274	.938
Andy Scanlon, Wis.-River Falls	2004	36	522	.935
Tyler Euverman, Rochester Inst.	2002	42	602	.935
Scott Bonnell, Colby	1998	18	250	.933
Marc Scheuer, Middlebury	2004	26	359	.932
Cody Brown, Lake Forest	2003	39	532	.932
Todd Chin, Wis.-Stevens Point	1989	—	—	.932
Rob MacNeil, Hamilton	2004	29	388	.930
Raj Bhangoon, Wentworth Inst.	2002	42	560	.930
Dan Melde, Gust. Adolphus	2002	39	519	.930
Justin Brackett, Connecticut Col.	1999	37	492	.930
Dave Haimson, Williams	1998	53	704	.930
Zack Sikich, St. Thomas (Minn.)	2003	23	305	.930
Tom Bachmeier, Wis.-River Falls	1995	—	—	.930

GOALS-AGAINST AVERAGE

(Must have played 33 percent of the team's minutes)

Player, Team	Year	Mins.	GA	GAA
Francois Bourbeau, Middlebury	1998	845	17	1.21
Marc Scheuer, Middlebury	2004	1,155	26	1.35
Niklas Sundberg, Plattsburgh St.	1999	749	17	1.36
Lincoln Matlock, Lebanon Valley	2002	745	17	1.37
Christian Carlsson, Middlebury	2002	1,636	38	1.39
Christian Carlsson, Middlebury	2001	1,218	29	1.43
Chris Farion, Middlebury	1996	840	21	1.50
Dan Kehler, St. Olaf	2005	1,241	32	1.55
Brady Alstead, Wis.-River Falls	1996	1,043	27	1.55
J.D. Hadiaris, Colby	2003	842	22	1.57
Art Fitzgerald, Trinity (Conn.)	1987	—	—	1.58
Kevin Schieve, Norwich	2002	1,324	35	1.59
Jeremy Hill, Manhattan	2002	—	—	1.59
Yen-I Chen, Middlebury	2005	970	26	1.61
Adam Hanna, St. John's (Minn.)	2004	1,080	29	1.61
Ross Cherry, Middlebury	2005	782	21	1.61
Adam Hanna, St. John's (Minn.)	2005	1,521	41	1.62
Chancy Colquhoun, St. Norbert	2004	1,210	33	1.64
Jamie Vanek, Wentworth Inst.	2003	974	27	1.66
Bobby Silvia, Mass.-Dartmouth	1986	1,190	34	1.71
Francois Bourbeau, Middlebury	1995	—	—	1.71
Todd Chin, Wis.-Stevens Point	1989	—	—	1.71

Miscellaneous

GOALIE WINNING PERCENTAGE

(Must have played 33% of the team's minutes)

Player, Team (Record)	Year	Pct.
Bob Berg, Marian (Wis.) (6-0-0)	2002	1.000
Francois Bourbeau, Middlebury (14-0-0)	1996	1.000
Eric Przykuta, Fredonia St. (10-0-0)	1994	1.000
Tyler Euverman, Rochester Inst. (25-1-0)	2001	.962
Bobby Silvia, Mass.-Dartmouth (23-1-0)	1986	.958

Player, Team (Record)	Year	Pct.
Randy Hevey, Norwich (18-1-0)	2000	.947
Bob Berg, Marian (Wis.) (8-0-1)	2003	.944
Francois Bourbeau, Middlebury (13-0-2)	1995	.933
Dan Meneghin, Wis.-River Falls (13-1-0)	2003	.929
Jeff Smith, Marian (Wis.) (6-0-1)	1999	.929
Chris Farion, Middlebury (12-1-0)	1998	.923
Shawn Grenier, Mass.-Dartmouth (24-2-0)	1996	.923
Kyle Jones, St. Norbert (17-1-1)	2005	.921
Mark Rice, St. John's (Minn.) (17-1-1)	1997	.921
Eric Van Den Bosch, St. Norbert (11-1-0)	2003	.917
Christian Carlsson, Middlebury (26-2-1)	2002	.914
Craig Barnett, Plattsburgh St. (21-2-0)	1987	.913
Yen-I Chen, Middlebury (10-1-0)	2004	.909
Kevin Schieve, Norwich (10-1-0)	2004	.909
Marc Scheuer, Middlebury (17-2-0)	2004	.895
Chancy Colquhoun, St. Norbert (16-1-2)	2003	.895

CAREER RECORDS

Offense

POINTS

Player, Team	Years	GP	G	A	Pts.
Joey Ferras, Plattsburgh St.	1985-88	143	125	234	359
Dave Lair, Oswego St.	1980-83	126	166	186	352
Phil Latreille, Middlebury	1958-61	85	250	96	346
Marv Degon, Worcester St.	1972-75	—	209	108	317
Dave Piromalli, Plattsburgh St.	1984-87	136	121	177	298
Scott Burfoot, Mercyhurst	1989-92	113	141	149	290
Rick Pratt, Oswego St.	1979-82	119	134	132	266
Mike Snell, Oswego St.	1984-87	131	137	126	263
Joe Spinelli, Elmira	1989-92	112	104	152	256
Fred Whouley, Curry	1985-88	124	137	118	255
Paul Caufield, Wis.-Stevens Point	1989-92	148	126	128	254
Chris Johnstone, Rochester Inst.	1982-85	129	114	136	250
Jeff Christina, Elmira	1977-80	124	125	125	250
Alex Hicks, Wis.-Eau Claire	1989-92	116	98	151	249
Jeff DuRoss, Fitchburg St.	1997-00	110	128	120	248
Ron Ryan, Colby	1960-62	76	104	141	245
Joe Gurney, Fitchburg St.	1985-88	107	108	132	240
Sean Fitzgerald, Oswego St.	1986-89	125	125	111	236
Jeff Lupu, Fredonia St.	1992, 94-96	122	119	115	234
Lenny Pereira, Plattsburgh St.	1991-94	124	105	129	234
Bob Holmes, Elmira	1989-92	125	93	141	234
Andre Beaulieu, St. Mary's (Minn.)	1961-64	66	134	99	233
Chris Smith, Geneseo St.	1988-91	117	83	149	232
Andy Speak, St. Scholastica	1975-78	112	112	120	232
Peter Bournazakis, Rochester Inst.	1998-01	115	101	130	231

POINTS PER GAME

Player, Team	Years	GP	G	A	P	PPG
Phil Latreille, Middlebury	1958-61	85	250	96	346	4.07
Andre Beaulieu, St. Mary's (Minn.)	1961-64	66	134	99	233	3.53
Ron Ryan, Colby	1960-62	76	104	146	245	3.22
Danny Brown, Plattsburgh St.	1978-79	51	66	85	151	2.96
Dave Lair, Oswego St.	1980-83	126	166	186	352	2.79
Scott Burfoot, Mercyhurst	1989-92	113	141	149	290	2.57
Joey Ferras, Plattsburgh St.	1985-88	143	125	234	359	2.51
Eric Donaghey, Framingham St.	1985-87	70	93	80	173	2.47
Joe Spinelli, Elmira	1989-92	112	104	152	256	2.29
Jeff DuRoss, Fitchburg St.	1997-00	110	128	120	248	2.25
Bill Kewer, Mass.-Dartmouth	1987-89	79	117	61	178	2.25
Bob Gordon, Framingham St.	1977-78	52	61	56	117	2.25
Joe Gurney, Fitchburg St.	1985-88	107	108	132	240	2.24
Charlie Gaffney, Bowdoin	1992-95	102	84	144	228	2.24
Rick Pratt, Oswego St.	1979-82	119	134	132	266	2.24
Dave Piromalli, Plattsburgh St.	1984-87	136	121	177	298	2.19
Mike Marta, Hamilton	1981-84	97	119	90	209	2.15
John Staerker, Oswego St.	1987-89	92	74	124	198	2.15
Mark Hicks, Wis.-Eau Claire	1989-92	116	98	151	249	2.15
Brian Holmes, Mass.-Dartmouth	1986-89	97	89	117	206	2.12
Travis Finkle, Hobart	1996-99	73	72	83	155	2.12
Kevin Flynn, Oswego St.	1978-81	106	94	131	225	2.12
Andy Speak, St. Scholastica	1975-78	112	112	120	232	2.07
Gary Hansen, Gust. Adolphus	1973-76	102	121	85	206	2.02
Jeff Christina, Elmira	1977-80	124	125	125	250	2.02

GOALS

Player, Team	Years	GP	G
Phil Latreille, Middlebury	1958-61	85	250
Marv Degon, Worcester St.	1972-75	—	209
Dave Lair, Oswego St.	1980-83	126	166

Player, Team	Years	GP	G
Scott Burfoot, Mercyhurst	1989-92	113	141
Fred Whouley, Curry	1985-88	124	137
Mike Snell, Oswego St.	1984-87	131	137
Rick Pratt, Oswego St.	1979-82	119	134
Andre Beaulieu, St. Mary's (Minn.)	1961-64	66	134
Jeff DuRoss, Fitchburg St.	1997-00	110	128
Paul Caulfield, Wis.-Stevens Point	1989-92	148	126
Sean Fitzgerald, Oswego St.	1986-89	125	125
Bill Loveland, Geneseo St.	1986-89	133	125
Joey Ferras, Plattsburgh St.	1985-88	143	125
Jeff Christina, Elmira	1977-80	124	125
Brad Wiley, St. Mary's (Minn.)	1987-89	88	123
Dave Piromalli, Plattsburgh St.	1984-87	136	121
Gary Hansen, Gust. Adolphus	1973-76	102	121
Jeff Lupu, Fredonia St.	1992, 94-96	122	119
Mike Marta, Hamilton	1981-84	97	119
Kurtis McLean, Norwich	2002-05	115	118
Bill Kewer, Mass.-Dartmouth	1987-89	79	117
Chris Johnstone, Rochester Inst.	1982-85	129	114
George Brinkley, Trinity (Conn.)	1976-79	85	113
Dennis Lepley, Rochester Inst.	1967-70	89	113
Andy Speak, St. Scholastica	1975-78	112	112
Frank Savino, St. Mary's (Minn.)	1994-97	110	111

GOALS PER GAME

Player, Team	Years	GP	G	GPG
Phil Latreille, Middlebury	1958-61	85	250	2.94
Andre Beaulieu, St. Mary's (Minn.)	1961-64	66	134	2.03
Bill Kewer, Mass.-Dartmouth	1987-89	79	117	1.48
Brad Wiley, St. Mary's (Minn.)	1987-89	88	123	1.39
Ron Ryan, Colby	1960-62	76	104	1.37
George Brinkley, Trinity (Conn.)	1976-79	85	113	1.33
Eric Donaghey, Framingham St.	1985-87	70	93	1.33
Dave Lair, Oswego St.	1980-83	126	166	1.32
Danny Brown, Plattsburgh St.	1978-79	51	66	1.29
Dennis Lepley, Rochester Inst.	1967-70	89	113	1.27
Dave Chipman, Marian (Wis.)	1996, 98-00	70	87	1.24
Gary Hansen, Gust. Adolphus	1973-76	102	121	1.19
Jeff DuRoss, Fitchburg St.	1997-00	110	128	1.16
George Roberts, Gust. Adolphus	1970-72	80	91	1.14
Rick Pratt, Oswego St.	1979-82	119	134	1.13
Fred Whouley, Curry	1985-88	124	137	1.07
Kevin Adam, Bethel (Minn.)	1997-00	99	104	1.05
Mike Snell, Oswego St.	1984-87	131	137	1.05
Kurtis McLean, Norwich	2002-05	115	118	1.03
Marcello Gentile, Bowdoin	1992-95	99	101	1.02
Bruce Henderson, St. Norbert	1990-91	61	62	1.02
Alan Quinlan, Bowdoin	1975-77	67	68	1.01
Dan Genatossio, Fitchburg St.	1994-97	107	108	1.01
Joe Gurney, Fitchburg St.	1987-88	107	108	1.01
Sean Fitzgerald, Oswego St.	1986-89	125	125	1.00
Andy Speak, St. Scholastica	1975-78	112	112	1.00
Ken Martin, Bowdoin	1967-69	60	60	1.00

ASSISTS

Player, Team	Years	GP	A
Joey Ferras, Plattsburgh St.	1985-88	143	234
Dave Lair, Oswego St.	1980-83	126	186
Dave Piromalli, Plattsburgh St.	1984-87	136	177
Joe Spinelli, Elmira	1989-92	112	152
Tracey Belanger, Plattsburgh St.	1996-99	128	151
Alex Hicks, Wis.-Eau Claire	1989-92	116	151
Chris Smith, Geneseo St.	1988-91	117	149
Charlie Gaffney, Bowdoin	1992-95	102	144
Mike Moccia, Connecticut Col.	1987-90	-	143
Bob Holmes, Elmira	1989-92	125	141
Ron Ryan, Colby	1960-62	76	141
Paul Donato, Babson	1981-84	117	140
Terry Reilly, Geneseo St.	1985-88	128	137
Fred Whouley, Curry	1985-88	124	137
Doug Keys, Gust. Adolphus	1982-85	118	137
Chris Johnstone, Rochester Inst.	1982-85	129	136
Pat Staerker, Rochester Inst.	1997-00	121	134
Mike Karin, Middlebury	1956-59	84	134
Sean Green, Oswego St.	1987-90	116	133
Joe Gurney, Fitchburg St.	1985-88	107	132
Rick Pratt, Oswego St.	1979-82	119	132
Kevin Flynn, Oswego St.	1978-81	106	131
Peter Bourmazakis, Rochester Inst.	1998-01	115	130
Todd Treiter, Wis.-Stevens Point	1988-91	140	130
Tom Sasso, Babson	1985-88	121	130

ASSISTS PER GAME

Player, Team	Years	GP	A	APG
Ron Ryan, Colby	1960-62	76	141	1.86
Danny Brown, Plattsburgh St.	1978-79	51	85	1.67
Brian Stone, New England Col.	1987-88	69	114	1.65
Joey Ferras, Plattsburgh St.	1985-88	143	234	1.64
Mike Karin, Middlebury	1956-59	84	134	1.60
Pete Kennedy, Hamilton	1967-70	76	113	1.49
Dave Lair, Oswego St.	1980-83	126	186	1.48
Charlie Gaffney, Bowdoin	1992-95	102	144	1.41
Joe Spinelli, Elmira	1989-92	112	152	1.36
John Staerker, Oswego St.	1987-89	92	124	1.35
Alex Hicks, Wis.-Eau Claire	1989-92	116	151	1.30
Dave Piromalli, Plattsburgh St.	1984-87	136	177	1.30
Arron Scott, Wis.-River Falls	1987-90	97	125	1.29
Chris Smith, Geneseo St.	1988-91	117	149	1.27
Doug Kimura, Plattsburgh St.	1978-80	83	103	1.24
Kevin Flynn, Oswego St.	1978-81	106	131	1.24
Joe Gurney, Fitchburg St.	1985-88	107	132	1.23
Brian Holmes, Mass.-Dartmouth	1986-89	97	117	1.21
Paul Donato, Babson	1981-84	117	140	1.20
Chris Maybury, Rochester Inst.	1993-96	106	126	1.19
Tracey Belanger, Plattsburgh St.	1996-99	128	151	1.18
Doug Keys, Gust. Adolphus	1982-85	118	137	1.16
Sean Green, Oswego St.	1987-90	116	133	1.15
Eric Donaghey, Framingham St.	1985-87	70	80	1.14
Damon Moore, Fitchburg St.	1995-98	106	121	1.14
Travis Finkle, Hobart	1997-99	73	83	1.14

POWER-PLAY GOALS

Player, Team	Years	GP	PPG
Sean Fitzgerald, Oswego St.	1986-89	126	64
Joey Ferras, Plattsburgh St.	1985-88	143	60
Dave Piromalli, Plattsburgh St.	1984-87	136	55
Rick Pratt, Oswego St.	1979-82	119	54
Jeff Lupu, Fredonia St.	1992, 94-96	122	48
Paul Caulfield, Wis.-Stevens Point	1989-92	148	43
Jeff DuRoss, Fitchburg St.	1997-00	110	41
Eric Preston, Fredonia St.	1994-97	126	41
Marcello Gentile, Bowdoin	1992-95	99	38
Shane Ferras, Plattsburgh St.	1987-90	103	37
Tim Yakimowsky, Wentworth Inst.	1999-02	110	35
Steve Moffat, Plattsburgh St.	1995-98	125	35
Ivan Filippov, Wentworth Inst.	1998-01	108	34
Alan Quinlan, Bowdoin	1975-77	67	31
Dan Genatossio, Fitchburg St.	1994-97	107	30
Chris Fess, Plattsburgh St.	1991-94	121	30

SHORT-HANDED GOALS

Player, Team	Years	GP	SHG
Scott Burfoot, Mercyhurst	1989-92	113	25
Lenny Pereira, Plattsburgh St.	1991-94	124	14
Greg Joyce, Wis.-River Falls	1991-94	115	13
Tim Hale, Wis.-Stevens Point	1989-92	138	13
Michael O'Sullivan, Curry	2002-05	106	11
Charlie Gaffney, Bowdoin	1992-95	102	11
Frank Cirone, Wis.-Stevens Point	1991-94	121	11
Pierre Brunet, Plattsburgh St.	1979-82	116	11
Steve Moore, Plattsburgh St.	1992-95	115	10
Chris Campbell, Wis.-Superior	1990-93	98	10
Dave Piromalli, Plattsburgh St.	1984-87	136	10
Bob Devaney, Bowdoin	1976-79	87	10

GAME-WINNING GOALS

Player, Team	Years	GP	GWG
Paul Caulfield, Wis.-Stevens Point	1989-92	148	19
Charlie Gaffney, Bowdoin	1992-95	102	18
Dave Piromalli, Plattsburgh St.	1984-87	136	16
John McGeough, Bowdoin	1984-87	104	16
Mike Mulvey, Mass.-Dartmouth	1988-91	101	14
Arron Scott, Wis.-River Falls	1986-90	97	14
Bill Kewer, Mass.-Dartmouth	1987-89	79	14
Brian Yingling, Lebanon Valley	2000-03	110	13
Tim Yakimowsky, Wentworth Inst.	1999-02	110	13
Rob Smillie, St. Norbert	1996-99	122	13

Defense

SAVES

Player, Team	Years	Saves
Jamie Morris, Rochester Inst.	1996-99	3,275
Dave Burkholder, Rochester Inst.	1981-84	3,180
Paul Mueller, Oswego St.	1986-89	3,144

Player, Team	Years	Saves
Rick Royal, St. Scholastica	1987-90	3,125
Jamie Ronayne, Buffalo St.	1996-99	2,966
Doug Voss, Bethel (Minn.)	1984-87	2,909
Mark Breeden, Geneseo St.	1996-99	2,810
Jeffrey Blair, Trinity (Conn.)	1996-99	2,803
Bob Hanson, St. John's (Minn.)	1976-79	2,769
George Soares, Plymouth St.	1983-86	2,750
Rick Morrissey, Framingham St.	1984-87	2,701
Rick Strack, Plattsburgh St.	1978-81	2,665
Mike Mondello, Plattsburgh St.	1991-94	2,593
Paul Kwiatkowski, Fredonia St.	1989-92	2,505
Chris Hanson, Wis.-River Falls	1985-88	2,487
Jeff Reid, Wentworth Inst.	1997-00	2,486
Dave Graichen, Wis.-Superior	1994-97	2,482
Tad Larson, Wis.-Stout	1975-78	2,480
Larry Forgue, Plymouth St.	1999-02	2,409
Phil Wheaton, Geneseo St.	1986-89	2,400
Jeff Rathburn, Gust. Adolphus	1994-97	2,397
Niklas Sundberg, Plattsburgh St.	1999-02	2,328
Mike Heinzen, Wis.-Superior	1975-78	2,306
Roby Gropp, St. Norbert	1995-98	2,296
Jason Sirota, Fredonia St.	1994-97	2,253

SAVE PERCENTAGE

Player, Team	Years	Pct.
Niklas Sundberg, Plattsburgh St.	1999-02	.924
Christian Carlsson, Middlebury	1999-02	.923
Joel Cameron, Lake Forest	2001-04	.922
Mike Szkodzinski, St. Norbert	1998-00	.917
Cody Brown, Lake Forest	2001-04	.917
Brady Alstead, Wis.-River Falls	1996-99	.916
Larry Perlman, Middlebury	1972-74	.915
Brent Truchon, Middlebury	1989-92	.915
Paul Howard, Framingham St.	1992-95	.915
Andy Micheletti, Gust. Adolphus	1969-72	.914
Bobby Gorman, Wis.-Stevens Point	1995-98	.913
Lou Germain, Geneseo St.	1989-91	.912
Jeff Heil, Wis.-River Falls	1995-97	.911
Dave Graichen, Wis.-Superior	1994-97	.910
Chris Farion, Middlebury	1995-98	.910
Scott Harer, St. Thomas (Minn.)	1989-92	.909
Roby Gropp, St. Norbert	1995-98	.909
Tom Pink, Wis.-Superior	1997-00	.908
Shawn Grenier, Mass.-Dartmouth	1993-96	.907
Geoff Faulkner, Trinity (Conn.)	1999-02	.907
Francois Bourbeau, Middlebury	1995-98	.906
Kevin Kelly, Mass.-Dartmouth	1992-95	.905
Art Fitzgerald, Trinity (Conn.)	1984-87	.905
Jeffrey Blair, Trinity (Conn.)	1996-99	.904
Larry Forgue, Plymouth St.	1999-02	.902

GOALS-AGAINST AVERAGE


Player, Team	Years	Avg.
Christian Carlsson, Middlebury	1999-02	1.40
Francois Bourbeau, Middlebury	1995-98	1.88
Chris Farion, Middlebury	1995-98	1.91
Niklas Sundberg, Plattsburgh St.	1999-02	2.14
Mike Szkodzinski, St. Norbert	1998-00	2.21
Paul Howard, Framingham St.	1992-95	2.34
Jeff Heil, Wis.-River Falls	1995-97	2.34
Bobby Silvia, Mass.-Dartmouth	1983-86	2.35
Brady Alstead, Wis.-River Falls	1995-97	2.40
Tom Pink, Wis.-Superior	1997-00	2.43
Frank Stephenson, Colby	1960-62	2.45
Shawn Grenier, Mass.-Dartmouth	1993-96	2.45
Bobby Gorman, Wis.-Stevens Point	1995-98	2.48
Bill Burch, Elmira	1984-87	2.58
Dave Graichen, Wis.-Superior	1994-97	2.60
Todd Chin, Wis.-Stevens Point	1989-92	2.65
Kevin Kelly, Mass.-Dartmouth	1992-95	2.65

Player, Team	Years	Avg.
Andy Micheletti, Gust. Adolphus	1969-72	2.66
Roby Gropp, St. Norbert	1995-98	2.66
Joel Cameron, Lake Forest	2001-04	2.70
Mike Talbot, Bowdoin	1968-71	2.75

Miscellaneous

GOALIE WINNING PERCENTAGE

Player, Team (Record)	Years	Pct.
Bobby Silvia, Mass.-Dartmouth (43-3-0)	1983-86	.935
Francois Bourbeau, Middlebury (47-2-5)	1995-98	.917
Christian Carlsson, Middlebury (47-5-1)	1999-02	.896
Rick Strack, Plattsburgh St. (72-8-3)	1978-81	.886
Chris Farion, Middlebury (48-7-1)	1995-98	.866
Shawn Grenier, Mass.-Dartmouth (37-6-0)	1993-96	.860
Kevin Kelly, Mass.-Dartmouth (63-12-2)	1992-95	.831
Kevin McGowan, Mass.-Dartmouth (55-14-1)	2002-05	.793



Plattsburgh State's Rick Strack holds the Division III record for most wins by a goalie with 72, amassed from 1978-81. He posted an overall record of 72-8-3, for the fourth-best winning percentage in division history at .886.

Photo by Plattsburgh State Sports Information

GOALIE WINS

Player, Team	Years	Wins
Rick Strack, Plattsburgh St.	1978-81	72
Niklas Sundberg, Plattsburgh St.	1999-02	68
Scott Pearsons, Mass.-Dartmouth	1987-90	66
Dave Graichen, Wis.-Superior	1994-97	64
Mike Mondello, Plattsburgh St.	1991-94	64
Kevin Kelly, Mass.-Dartmouth	1992-95	63
Paul Mueller, Oswego St.	1986-89	63
Todd Chin, Wis.-Stevens Point	1989-92	61
Brad Erbsland, Plattsburgh St.	1997-00	58
Jason Sirota, Fredonia St.	1994-97	58
Mike Tubbs, St. Thomas (Minn.)	1983-86	58
Brady Alstead, Wis.-River Falls	1996-99	57
Kevin McGowan, Mass.-Dartmouth	2002-05	55
Roby Gropp, St. Norbert	1995-98	53
David Griffin, Curry	1986-89	53
Andy Micheletti, Gust. Adolphus	1969-72	53
Jeff Reid, Wentworth Inst.	1997-00	52
Lou Schwing, Connecticut Col.	1986-89	51
Chris Farion, Middlebury	1995-98	48
Steve Janas, Bowdoin	1986-89	48
Dick Walters, Gust. Adolphus	1972-75	48
Bob Gould, Wis.-Stevens Point	1999-02	47
Francois Bourbeau, Middlebury	1995-98	47
Jeff Rathburn, Gust. Adolphus	1994-97	47
Paul Kwiatkowski, Fredonia St.	1989-92	47

Annual Individual Champions

Offense

POINTS PER GAME

Year	Player, Team	Games	Pts.	Avg.
1996	Geoff Liska, Norwich	24	61	2.54
1997	Steve Toll, Rochester Inst.	29	80	2.76
1998	Damon Moore, Fitchburg St.	26	84	3.23
1999	Mark Deveaux, Johnson & Wales (R.I.)	25	70	2.80
2000	Steve Aronson, St. Thomas (Minn.)	33	91	2.76
2001	Jason Boudrow, Tufts	24	67	2.79
2002	Mike Bournazakis, Rochester Inst.	26	58	2.23
2003	Brian Yingling, Lebanon Valley	27	65	2.41
2004	Kurtis McLean, Norwich	28	57	2.04
2005	Eric Frank, Mass.-Dartmouth	26	59	2.27

GOALS PER GAME

Year	Player, Team	Games	Goals	Avg.
1996	Cavid Curtis, Roger Williams	21	29	1.38
1997	Frank Savino, St. Mary's (Minn.)	27	40	1.48
1998	Jeff DuRoss, Fitchburg St.	26	47	1.81
1999	Mark Deveaux, Johnson & Wales (R.I.)	25	39	1.56
2000	Kevin Adam, Bethel (Minn.)	24	33	1.38
2001	Jason Boudrow, Tufts	24	32	1.33
2002	Beau Kretzman, Amherst	25	25	1.00
2003	Nick Cote, Mass. Liberal Arts	23	33	1.43
2004	Kurtis McLean, Norwich	28	36	1.29
2005	Kurtis McLean, Norwich	26	29	1.12



Kurtis McLean (17) of Norwich was the Division III individual champion the past two seasons in goals per game, scoring 36 goals (1.29 per game) in 2004 and 29 goals (1.12 per game) in 2005.

ASSISTS PER GAME

Year	Player, Team	Games	Assists	Avg.
1996	Geoff Liska, Norwich	24	42	1.75
1997	Joe Centrella, Fitchburg St.	28	52	1.86
1998	Damon Moore, Fitchburg St.	26	63	2.42
1999	Josh Nickols, Milwaukee Engr.	26	40	1.54
2000	Steve Aronson, St. Thomas (Minn.)	33	53	1.61
2001	Mike Bournazakis, Rochester Inst.	29	51	1.76
2002	Mike Bournazakis, Rochester Inst.	26	39	1.50
2003	Sean Pero, Curry	25	35	1.40
2004	Chris Lee, Potsdam St.	27	32	1.19
2005	Brian Doherty, Curry	28	41	1.46


POWER-PLAY GOALS

Year	Player, Team	Games	PPG
1996	Rich Maggioletto, Bowdoin	25	14
1997	Frank Savino, St. Mary's (Minn.)	27	15
1998	Jeff DuRoss, Fitchburg St.	26	17
1999	Jason Boudrow, Tufts	24	15
2000	Peter Bournazakis, Rochester Inst.	26	13
	Brian Nelson, Concordia-M'head	28	13
2001	Peter Bournazakis, Rochester Inst.	28	17
2002	Matt Donskov, Cortland St.	28	12
2003	Brian Yingling, Lebanon Valley	27	11
2004	Jarrett Konkle, Elmira	23	11
	Lawne Snyder, Elmira	24	11
2005	Mike Carody, New England Col.	27	14

SHORT-HANDED GOALS

Year	Player, Team	Games	SHG
1996	Mike Rotsch, St. Thomas (Minn.)	29	7
1997	Jeff Corkish, Concordia-M'head	25	6
1998	Mike Martin, Marian (Wis.)	19	5
	Steve Aronson, St. Thomas (Minn.)	28	5
	Forrest Gore, Wis.-Stevens Point	30	5

Year	Player, Team	Games	SHG
	Jeff Paluseo, Plattsburgh St.	35	5
1999	Keith Aucoin, Norwich	31	7
2000	Eric Weidenbach, Plattsburgh St.	27	5
2001	Keith Aucoin, Norwich	28	8
2002	Teddy Eagle, Marian (Wis.)	27	4
	Todd Nowicki, Buffalo St.	27	4
2003	Brian Yingling, Lebanon Valley	27	7
2004	Ken Cleary, Tufts	24	5
	Kurtis McLean, Norwich	28	5
	Michael O'Sullivan, Curry	29	5
2005	Michael O'Sullivan, Curry	26	5



Curry's Michael O'Sullivan led Division III with five short-handed goals in 2005, after tying for the top spot with five in 2004. He compiled 11 short-handed tallies in his career, ranking fifth all-time.

GAME-WINNING GOALS

Year	Player, Team	Games	GWG
1996	Jarrod DiBona, Mass.-Dartmouth	27	7
1997	Steve Moffat, Plattsburgh St.	31	8
1998	Jeff DuRoss, Fitchburg St.	26	6
	Steve Aronson, St. Thomas	28	6
	Forrest Gore, Wis.-Stevens Point	30	6
	Rob Smillie, St. Norbert	33	6
1999	Jim Nagle, Norwich	31	7
2000	Steve Aronson, St. Thomas (Minn.)	33	9
2001	Ivan Prokic, Wis.-Superior	30	8
2002	Kevin Cooper, Middlebury	29	6
	Nick Cote, Mass. Liberal Arts	28	6
2003	Kevin Cooper, Middlebury	28	8
2004	Mike Lukajic, Oswego St.	31	8
2005	Gus Katsuras, Hamilton	25	7

Defense

SAVE PERCENTAGE

Year	Player, Team	Games	GA	Svs.	Pct.
1996	Brady Alstead, Wis.-River Falls	18	27	478	.944
1997	Mark Berube, Skidmore	10	22	282	.922
1998	Francois Bourbeau, Middlebury	15	17	293	.942
1999	Niklas Sundberg, Plattsburgh St.	16	17	324	.948
2000	Rob Ligas, Elmira	23	52	659	.921
2001	Raj Bhangoo, Wentworth Inst.	10	18	274	.938
2002	Lincoln Matlock, Lebanon Valley	14	17	291	.942
2003	Jamie Vanek, Wentworth Inst.	17	27	455	.941
2004	Joel Cameron, Lake Forest	16	28	472	.944
2005	Ross Cherry, Middlebury	14	21	347	.943

GOALS-AGAINST AVERAGE

Year	Player, Team	Games	Mins.	GA	GAAvg.
1996	Chris Farion, Middlebury	14	840	21	1.50
1997	Chris Farion, Middlebury	17	1,001	35	2.10
1998	Francois Bourbeau, Middlebury	15	845	17	1.21
1999	Niklas Sundberg, Plattsburgh St.	16	749	17	1.36
2000	Randy Hevey, Norwich	20	1,148	40	2.09
2001	Christian Carlsson, Middlebury	20	1,218	29	1.43
2002	Lincoln Matlock, Lebanon Valley	14	745	17	1.37
2003	J.D. Hاديaris, Colby	15	842	22	1.57
2004	Marc Scheuer, Middlebury	20	1,155	26	1.35
2005	Dan Kehler, St. Olaf	20	1,241	32	1.55

Photo by Norwich Sports Information

Photo by Curry Sports Information

Miscellaneous

GOALIE WINNING PERCENTAGE

Year	Player, Team (Record)	Pct.
1996	Francois Bourbeau, Middlebury (14-0-0)	1.000
1997	Mark Rice, St. John's (Minn.) (17-1-1)	.921
1998	Chris Farion, Middlebury (12-1-0)	.923

Year	Player, Team (Record)	Pct.
1999	Jeff Smith, Marian (Wis.) (6-0-1)	.929
2000	Randy Hevey, Norwich (18-1-0)	.947
2001	Tyler Euverman, Rochester Inst. (25-1-0)	.962
2002	Christian Carlson, Middlebury (26-2-1)	.914
2003	Bob Berg, Marian (Wis.) (8-0-1)	.944
2004	Eric Van Den Bosch, Norwich (11-1-0)	.917
2005	Kyle Jones, St. Norbert (17-1-1)	.921

Team Records

Official NCAA men's ice hockey records began with the 1948 season and are based on information submitted to the NCAA statistics service by institutions participating in the statistics rankings. In statistical rankings, the rounding of percentages and/or averages may indicate ties where none exist. In these cases, the numerical order of the rankings is correct.

Offense

GOALS SCORED

Period
11—Mercyhurst vs. Scranton, Jan. 24, 1992 (3rd period)

Game (Single Team)
26—New England Col. vs. Fitchburg St. (1), Dec. 9, 1970

Game (Combined)
27—New England Col. (26) vs. Fitchburg St. (1), Dec. 9, 1970

Season
290—Plattsburgh St. (41 games played, 7.07 per game), 1986

GOALS SCORED PER GAME

Season
8.63—Mass.-Dartmouth (207 goals, 24 games played), 1986

MOST ASSISTS

Game (Single Team)
30—Oswego St. vs. Cortland St., Jan. 30, 1985

Game (Combined)
34—Wentworth Inst. (28) vs. Suffolk (6), Nov. 23, 1999

Season
422—Elmira (34 games played, 12.41 per game), 1991

FEWEST ASSISTS

Season
20—Lawrence (7 games), 1997

POINTS SCORED

Game (Single Team)
50—Oswego St. (20 goals, 30 assists) vs. Cortland St., Jan. 30, 1985

Game (Combined)
52—Wentworth Inst. (43) vs. Suffolk (9), Nov. 23, 1999; Oswego St. (50) vs. Cortland St. (2), Jan. 30, 1985

Season
661—Elmira (34 games played, 19.44 per game), 1991

SCORING MARGIN PER GAME

Season
6.50—Mass.-Dartmouth (207 goals scored, 51 goals allowed, 24 games), 1986

POWER-PLAY GOALS

Game
7—Cortland St. vs. Fredonia St., Jan. 17, 1987

Season
85—Wis.-Stevens Point (41 games played, 2.07 per game), 1989

POWER-PLAY PERCENTAGE

Season
.398—Mass.-Dartmouth (108 opportunities, 43 goals), 1986

SHORT-HANDED GOALS

Game
5—Mercyhurst vs. Scranton, Jan. 24, 1992

Season
22—Wis.-Stevens Point (36 games played, 0.61 per game), 1992

Defense

PENALTY-KILL PERCENTAGE

Season
.930—Wis.-River Falls (114 opportunities, 8 goals allowed), 1996

FEWEST GOALS ALLOWED PER GAME

Season
1.50—Middlebury (28 games played, 42 goals allowed), 1998

Miscellaneous

WINNING PERCENTAGE

.958—Mass.-Dartmouth (23-1-0), 1986

WINS

34—Wis.-Stevens Point (34-5-2, .854), 1989; Plattsburgh St. (34-6-0, .850), 1987

LOSSES

29—St. Scholastica (1-29-0), 1991

FEWEST WINS

1—St. Scholastica (1-26-0 .037), 1995; St. Scholastica (1-29-0, .033), 1991; Bethel (Minn.) (1-23-1, .040), 1990; Wis.-Stevens Point (1-18-0, .053), 1983; Hamilton (1-13-1, .067), 1961

FEWEST LOSSES

1—Rochester Inst. (27-1-1, .948), 2001; Mass.-Dartmouth (23-1-0, .958), 1986

MOST TIES

7—Wis.-Superior (19-3-7, .776), 2005; Wis.-Stevens Point (13-13-7, .500), 1995

MOST HOME WINS

21—Plattsburgh St., 1992 (32-2-2 overall)

MOST ROAD WINS

15—Wis.-Stevens Point (15-3-1, .816), 1989 (34-5-2 overall)

MOST OVERTIME GAMES

10—Clarkson, 2004; Wis.-Stevens Point, 1995

MOST OVERTIME WINS

4—Wis.-Stevens Point, 1989

WINNING STREAK

38—Mass.-Dartmouth, Jan. 16, 1985-March 2, 1986

UNBEATEN STREAK

38—Mass.-Dartmouth, Jan. 16, 1985-March 2, 1986

LOSING STREAK

29—St. Scholastica, Nov. 12, 1994-Nov. 11, 1995

WINLESS STREAK

29—St. Scholastica, Nov. 12, 1994-Nov. 11, 1995

HOME WINNING STREAK

16—Plattsburgh St., Oct. 16, 1985-March 15, 1986

HOME LOSING STREAK

9—Bethel (Minn.), Nov. 1, 2002-Jan. 17, 2003

ROAD WINNING STREAK

13—Wis.-Stevens Point, 1988-89

MOST PENALTY MINUTES

Game (Single Team)
136—Bethel (Minn.) vs. St. Norbert (89), Feb. 17, 1990

Game (Combined)
266—Wis.-Stevens Point (92) vs. Bemidji St. (174 [Division I]), Nov. 6, 1993

Season
1,070—Wis.-Stevens Point, 1992

MOST PENALTIES

Game (Single Team)
34—Lebanon Valley vs. Wentworth Inst., Feb. 6, 1999

Game (Combined)
70—Wis.-Stevens Point (32) vs. Bemidji St. (38 [Division I]), Nov. 6, 1993

FEWEST PENALTY MINUTES

Season
323—Mass.-Dartmouth, 1992

LARGEST MARGIN OF VICTORY

25—Plattsburgh St. (25) vs. Fredonia St. (0), March 13, 1988; New England Col. (26) vs. Fitchburg St. (1), Dec. 9, 1970

Team Leaders

Official NCAA men's ice hockey records began with the 1948 season and are based on information submitted to the NCAA statistics service by institutions participating in the statistics rankings. In statistical rankings, the rounding of percentages and/or averages may indicate ties where none exist. In these cases, the numerical order of the rankings is correct.

Offense

SINGLE-GAME RECORDS

GOALS SCORED

Period

No.	Team vs. Opponent	Date
11	Mercyhurst vs. Scranton	Jan. 24, 1992
10	Wis.-Stevens Point vs. St. Norbert	Nov. 1, 1991
9	St. Norbert vs. Marian (Wis.)	Feb. 13, 1998
9	Elmira vs. Scranton	Feb. 21, 1994
9	Cortland St. vs. Scranton	Jan. 1, 1993
9	Oswego St. vs. Cortland St.	Jan. 30, 1985
9	Western Mich. vs. Northern Ill.	Jan. 19, 1974
9	Western Mich. vs. Northern Ill.	Jan. 18, 1974
8	Manhattanville vs. Neumann	Feb. 13, 2002
8	Oswego St. vs. Scranton	Oct. 25, 1991
8	Bowdoin vs. Connecticut Col.	Feb. 16, 1990
7	Lebanon Valley vs. Johnson & Wales (R.I.)	Jan. 23, 2004
6	Wentworth Inst. vs. Framingham St.	Feb. 22, 2003
6	Lebanon Valley vs. Framingham St.	Nov. 9, 2001
6	Wentworth Inst. vs. Mass.-Dartmouth	Feb. 7, 2001
6	Manhattanville vs. Neumann	Oct. 30, 1999

Single Team

No.	Team vs. Opponent	Date
26	New England Col. vs. Fitchburg St. (1)	Dec. 9, 1970
25	Plattsburgh St. vs. Fredonia St. (0)	Feb. 13, 1988
24	Mercyhurst vs. Scranton (1)	Jan. 24, 1992
22	Mass.-Dartmouth vs. Worcester St.	Jan. 31, 1983
22	Mass.-Dartmouth vs. Worcester St.	Feb. 4, 1980
22	Elmira vs. Upsala (1)	Jan. 5, 1980
21	Wis.-Stevens Point vs. St. Norbert (1)	Nov. 1, 1991
21	Oswego St. vs. Scranton (0)	Oct. 25, 1991
21	American Int'l vs. Nichols (2)	1963-64
20	Elmira vs. Scranton (0)	Feb. 21, 1994
19	Elmira vs. Upsala (1)	Jan. 1980
18	Elmira vs. Brockport St. (2)	1977-78
18	Western Mich. vs. St. Mary's (Minn.) (1)	Dec. 14, 1974
17	Lebanon Valley vs. Neumann (1)	Jan. 19, 1999
17	Wis.-River Falls vs. St. Olaf (0)	Jan. 13, 1987
17	St. John's (Minn.) vs. Hamline	1976
16	Bethel (Minn.) vs. Hamline (5)	Feb. 17, 1999
16	Bethel (Minn.) vs. St. John's (Minn.)	Nov. 28, 1981
16	Augsburg vs. Bethel (Minn.) (3)	Feb. 3, 1981
16	Nichols vs. Bentley (2)	1972-73
16	Nichols vs. Fitchburg St. (1)	1971-72
15	Wentworth Inst. vs. Framingham St. (3)	Feb. 16, 2002
15	Manhattan vs. Neumann (0)	Feb. 13, 2002
15	Wentworth Inst. vs. Suffolk (3)	Nov. 23, 1999
15	Hobart vs. Neumann (0)	Oct. 31, 1998
15	St. Norbert vs. Marian (Wis.) (1)	Feb. 13, 1998
15	Wis.-River Falls vs. Wis.-La Crosse (1)	Dec. 15, 1987
15	Nichols vs. Assumption (0)	1973-74

Combined

No.	Team vs. Opponent	Date
27	New England Col. (26) vs. Fitchburg St. (1)	Dec. 9, 1970
25	Mercyhurst (24) vs. Scranton (1)	Jan. 24, 1992
25	Plattsburgh St. (25) vs. Fredonia St. (0)	Feb. 13, 1988
23	Elmira (22) vs. Scranton (1)	Jan. 5, 1980
23	American Int'l (21) vs. Nichols (2)	1963-64
22	Wis.-Stevens Point (21) vs. St. Norbert (1)	Nov. 1, 1991
22	Bethel (Minn.) (16) vs. Hamline (5)	Feb. 17, 1999
21	Oswego St. (21) vs. Scranton (0)	Oct. 25, 1991
20	Elmira (20) vs. Scranton (0)	Feb. 21, 1994
20	Oswego St. vs. Cortland St.	Jan. 30, 1985
20	Elmira (19) vs. Upsala (1)	Jan. 1980
20	Elmira (18) vs. Brockport St. (2)	1977-78
19	Northern Ariz. (12) vs. Wis.-River Falls (7)	Feb. 18, 1984
19	Augsburg (16) vs. Bethel (Minn.) (3)	Feb. 3, 1981
19	Western Mich. (18) vs. St. Mary's (Minn.) (1)	Dec. 14, 1974
18	Wentworth Inst. (15) vs. Framingham St. (3)	Feb. 16, 2002
18	Manhattan (12) vs. Western New Eng. (6)	Feb. 12, 2000

No. Team vs. Opponent

18	Wentworth Inst. (15) vs. Suffolk (3)	Nov. 23, 1999
18	Lebanon Valley (17) vs. Neumann (1)	Jan. 19, 1999
18	Nichols (16) vs. Bentley (2)	1972-73
17	Wis.-River Falls (17) vs. St. Olaf (0)	Jan. 13, 1987
17	Wis.-Eau Claire (11) vs. Wis.-River Falls (6)	Feb. 17, 1985
17	Wis.-River Falls (9) vs. Augsburg (8) (ot)	Jan. 29, 1985
17	Wis.-River Falls (11) vs. Wis.-Stevens Point (6)	Jan. 28, 1984
17	Nichols (16) vs. Fitchburg St. (1)	1971-72

MOST ASSISTS

Single Team

No.	Team vs. Opponent	Date
30	Oswego St. vs. Cortland St.	Jan. 30, 1985
28	Wentworth Inst. vs. Suffolk	Nov. 23, 1999
28	Western Mich. vs. St. Mary's (Minn.)	Dec. 14, 1974
27	Manhattanville vs. Neumann	Feb. 13, 2002
24	St. Norbert vs. Marian (Wis.)	Jan. 2, 1999
24	Hobart vs. Neumann	Oct. 31, 1998
23	St. Norbert vs. Marian (Wis.)	Feb. 13, 1998
21	Wis.-Stevens Point vs. St. Norbert	Nov. 1, 1991
20	Wentworth Inst. vs. Mass.-Dartmouth	Feb. 7, 2001
20	Oswego St. vs. Scranton	Oct. 25, 1991
18	Wentworth Inst. vs. Framingham St.	Feb. 16, 2002
17	Wentworth Inst. vs. Framingham St.	Feb. 22, 2003
13	Bowdoin vs. Holy Cross	Feb. 13, 1971

Combined

No.	Team (Asst.) vs. Opponent (Asst.)	Date
34	Wentworth Inst. (28) vs. Suffolk (6)	Nov. 23, 1999
31	Oswego St. (30) vs. Cortland St. (1)	Jan. 30, 1985
30	Western Mich. (28) vs. St. Mary's (Minn.) (2)	Dec. 14, 1974
29	Manhattanville (27) vs. Neumann (2)	Feb. 13, 2002
25	St. Norbert (23) vs. Marian (Wis.) (2)	Feb. 13, 1998
24	St. Norbert (24) vs. Marian (Wis.) (0)	Jan. 2, 1999
23	Wis.-Stevens Point (21) vs. St. Norbert (2)	Nov. 1, 1991
22	Wentworth Inst. (20) vs. Mass.-Dartmouth (2)	Feb. 7, 2001
22	Wis.-Stevens Point (12) vs. Wis.-Superior (10)	Nov. 11, 1989
21	Wentworth Inst. (18) vs. Framingham St. (3)	Feb. 16, 2002

POINTS SCORED

Single Team

No.	Team vs. Opponent	Date
50	Oswego St. vs. Cortland St.	Jan. 30, 1985
46	Western Mich. vs. St. Mary's (Minn.)	Dec. 14, 1974
43	Wentworth Inst. vs. Suffolk	Nov. 23, 1999
42	Manhattanville vs. Neumann	Feb. 13, 2002
42	Wis.-Stevens Point vs. St. Norbert	Nov. 1, 1991
39	Hobart vs. Neumann	Oct. 31, 1998
38	St. Norbert vs. Marian (Wis.)	Feb. 13, 1998
38	Oswego St. vs. Scranton	Oct. 25, 1991
38	St. Norbert vs. Lawrence	Feb. 16, 1991
36	Bowdoin vs. Holy Cross	Feb. 13, 1971
33	Wentworth Inst. vs. Framingham St.	Feb. 16, 2002
32	Wentworth Inst. vs. Mass.-Dartmouth	Feb. 7, 2001
30	Wentworth Inst. vs. Framingham St.	Feb. 22, 2003

Combined

No.	Team (Pts.) vs. Opponent (Pts.)	Date
52	Wentworth Inst. (43) vs. Suffolk (9)	Nov. 23, 1999
52	Oswego St. (50) vs. Cortland St. (2)	Jan. 30, 1985
49	Western Mich. (46) vs. St. Mary's (Minn.) (3)	Dec. 14, 1974
45	Manhattanville (42) vs. Neumann (3)	Feb. 13, 2002
45	Wis.-Stevens Point (42) vs. St. Norbert (3)	Nov. 1, 1991
41	St. Norbert (38) vs. Marian (Wis.) (3)	Feb. 13, 1998
40	St. Norbert (38) vs. Lawrence (2)	Feb. 16, 1991
39	Wentworth Inst. (33) vs. Framingham St. (6)	Feb. 16, 2002
35	Wentworth Inst. (32) vs. Mass.-Dartmouth (3)	Feb. 7, 2001
30	Wentworth Inst. (30) vs. Framingham St. (0)	Feb. 22, 2003

POWER-PLAY GOALS

No. Team vs. Opponent

No.	Team vs. Opponent	Date
7	Cortland St. vs. Fredonia St.	Jan. 17, 1987
6	Fredonia St. vs. Geneseo St.	Feb. 20, 2004
6	Wis.-Stevens Point vs. Wis.-Superior	Nov. 11, 1988
6	Oswego St. vs. Geneseo St.	Jan. 3, 1988
6	Oswego St. vs. Connecticut Col.	Nov. 6, 1987
6	Wis.-Stevens Point vs. St. Scholastica	Nov. 23, 1986
5	Rochester Inst. vs. Neumann	Feb. 13, 2004
5	Oswego St. vs. St. Bonaventure	Jan. 20, 1988
5	Oswego St. vs. Fredonia St.	Jan. 16, 1988
5	Bowdoin vs. Williams	Jan. 25, 1986
5	Oswego St. vs. Brockport St.	Feb. 12, 1985
5	Oswego St. vs. Salem St.	Jan. 26, 1985

SHORT-HANDED GOALS

No.	Team vs. Opponent	Date
5	Mercyhurst vs. Scranton	Jan. 24, 1992
4	Cortland St. vs. Binghamton	Nov. 19, 1991
4	Wis.-Stevens Point vs. St. Norbert	Nov. 1, 1991
4	Elmira vs. St. Bonaventure	Oct. 30, 1990
4	Oswego St. vs. Hobart	Jan. 26, 1985
4	Bowdoin vs. Hamilton	Feb. 19, 1982
3	Lebanon Valley vs. Neumann	Nov. 12, 2002
3	Lebanon Valley vs. Western New Eng.	Feb. 17, 2002
3	Oswego St. vs. Cortland St.	Jan. 30, 1985
3	Western Mich. vs. Lake Forest	Jan. 25, 1975

PENALTY MINUTES

Single Team

No.	Team vs. Opponent	Date
136	Bethel (Minn.) vs. St. Norbert	Feb. 17, 1990
118	Framingham St. vs. Wentworth Inst.	Feb. 22, 2003
102	Fitchburg St. vs. Tufts	Feb. 3, 2001
93	New England Col. vs. Mass.-Boston	Feb. 23, 2002
92	Wis.-Stevens Point vs. Bemidji St.	Nov. 6, 1993
90	Fitchburg St. vs. Worcester St.	Dec. 10, 2003
89	Buffalo St. vs. Findlay	Jan. 23, 1999
89	St. Norbert vs. Bemidji St.	Nov. 22, 1997
89	St. Norbert vs. Bethel (Minn.)	Feb. 17, 1990
88	Johnson & Wales (R.I.) vs. Fitchburg St.	Feb. 12, 2003
77	Lebanon Valley vs. Neumann	Nov. 23, 2004

Combined

No.	Team (Pen. Mins.) vs. Opponent (Pen. Mins.)	Date
266	Wis.-Stevens Point (92) vs. Bemidji St. (174 [Division I])	Nov. 6, 1993
225	Bethel (Minn.) (136) vs. St. Norbert (89)	Feb. 17, 1990
169	Buffalo St. (89) vs. Findlay (80)	Jan. 23, 1999
167	St. Norbert (89) vs. Bemidji St. (78 [Division I])	Nov. 22, 1997
158	Wentworth Inst. (40) vs. Framingham St. (118)	Feb. 22, 2003
147	Fitchburg St. (102) vs. Tufts (45)	Feb. 3, 2001
142	Fitchburg St. (54) vs. Johnson & Wales (R.I.) (88)	Feb. 12, 2003

PENALTIES

Single Team

No.	Team vs. Opponent	Date
34	Lebanon Valley vs. Wentworth Inst.	Feb. 6, 1999
32	Wis.-Stevens Point vs. Bemidji St.	Nov. 6, 1993
31	St. Norbert vs. Bemidji St.	Nov. 22, 1997
25	Framingham St. vs. Wentworth Inst.	Feb. 22, 2003
22	Wentworth Inst. vs. Elmira	Dec. 11, 2004
21	Fitchburg St. vs. Worcester St.	Dec. 10, 2003
20	Elmira vs. Oswego St.	Oct. 30, 2004

Combined

No.	Team (Penalties) vs. Opponent (Penalties)	Date
70	Wis.-Stevens Point (32) vs. Bemidji St. (38 [Division I])	Nov. 6, 1993
59	St. Norbert (31) vs. Bemidji St. (28 [Division III])	Nov. 22, 1997
37	Elmira (20) vs. Oswego St. (17)	Oct. 30, 2004
34	Wentworth Inst. (22) vs. Elmira (12)	Dec. 11, 2004
34	Framingham St. (25) vs. Wentworth Inst. (9)	Feb. 22, 2003
33	Fitchburg St. (21) vs. Worcester St. (12)	Dec. 10, 2003

SEASON RECORDS

GOALS SCORED

Team	Year	Games	Goals
Plattsburgh St.	1986	41	290
Plattsburgh St.	1992	36	272
Elmira	1991	34	239
Elmira	1980	33	236
Oswego St.	1980	35	235
Elmira	1978	33	235
Oswego St.	1984	-	216
Western Mich.	1975	27	213
Elmira	1994	29	211
Rochester Inst.	2001	29	210
Rochester Inst.	1999	31	207
Mass.-Dartmouth	1986	24	207
Elmira	1990	33	205
Elmira	1992	31	204
Curry	2004	29	202
Elmira	1988	35	197
Plattsburgh St.	1998	35	193
Norwich	2003	30	191
Fitchburg St.	1998	28	191
Plattsburgh St.	2000	33	190
Plattsburgh St.	1999	31	190
Norwich	1999	31	189
Mass.-Dartmouth	1989	28	189

Team	Year	Games	Goals
Norwich	2000	32	188
St. Norbert	1998	35	185
Norwich	2002	32	183
Elmira	1986	32	183
St. Thomas (Minn.)	2000	33	182
Fitchburg St.	1997	28	181
Elmira	1977	25	180
Rochester Inst.	2002	27	178
St. Norbert	2004	32	175
Mass.-Dartmouth	1996	27	174

GOALS SCORED PER GAME

Team	Year	Games	Goals	Avg.
Mass.-Dartmouth	1986	24	207	8.63
Western Mich.	1975	27	213	7.89
Plattsburgh St.	1992	36	272	7.55
Elmira	1978	32	235	7.34
Rochester Inst.	2001	29	210	7.24
Elmira	1977	25	180	7.20
Elmira	1980	33	236	7.15
Plattsburgh St.	1986	41	290	7.07
Elmira	1991	34	239	7.03
Curry	2004	29	202	6.97
Fitchburg St.	1998	28	191	6.82
Mass.-Dartmouth	1989	28	189	6.75
Oswego St.	1980	35	235	6.71
Rochester Inst.	1999	31	207	6.68
Marian (Wis.)	1999	26	172	6.62
Rochester Inst.	2002	27	178	6.59
Elmira	1992	31	204	6.58
Fitchburg St.	1997	27	181	6.46
Mass.-Dartmouth	1996	27	174	6.44
Norwich	2003	30	191	6.37
Rochester Inst.	2003	25	154	6.16
Mass.-Dartmouth	1997	27	166	6.15
Curry	2005	28	172	6.14
Plattsburgh St.	1999	31	190	6.13
Norwich	1999	31	189	6.10

SCORING DEFENSE

Team	Year	Games	GA	Avg.
Middlebury	1998	28	42	1.50
Middlebury	2001	28	44	1.57
Middlebury	2004	30	48	1.60
Middlebury	1996	28	46	1.64
Middlebury	2005	30	50	1.67
Wis.-River Falls	1996	33	55	1.67
Norwich	2002	32	54	1.69
St. John's (Minn.)	2005	28	48	1.71
Lebanon Valley	2002	28	48	1.71
St. Norbert	2004	32	55	1.72
St. John's (Minn.)	2004	27	50	1.85
Rochester Inst.	2002	27	50	1.85
St. Norbert	1998	33	63	1.91
Middlebury	1999	27	52	1.93
Wis.-River Falls	2004	31	61	1.97
Norwich	2000	32	64	2.00
Amherst	2001	26	55	2.12
Mass.-Dartmouth	1986	24	51	2.13
Norwich	2004	28	60	2.14
Mass.-Dartmouth	1996	27	58	2.15
Norwich	1999	31	67	2.16
Middlebury	2000	28	61	2.18
Norwich	2005	26	57	2.19

SCORING MARGIN PER GAME

Team	Year	Games	GF	GA	Margin	Mar./Gm.
Mass.-Dartmouth	1986	24	207	51	156	6.50
Rochester Inst.	2001	29	210	66	144	4.97
Rochester Inst.	2002	27	178	50	128	4.74
Curry	2004	29	202	72	130	4.48
Mass.-Dartmouth	1987	25	167	57	110	4.40
Mass.-Dartmouth	1996	27	174	58	116	4.30
Mass.-Dartmouth	1989	28	189	73	116	4.14
Fitchburg St.	1998	27	191	80	111	4.11
Middlebury	1996	28	159	46	113	4.04
Mass.-Dartmouth	1985	23	167	74	93	4.04
Norwich	2002	32	183	54	129	4.03
Norwich	1999	31	189	67	122	3.94
Middlebury	1998	28	152	42	110	3.93
Norwich	2003	30	191	73	118	3.93
Norwich	2000	32	188	64	124	3.88
Rochester Inst.	1999	31	207	89	118	3.81
Curry	2005	28	172	66	106	3.79

Team	Year	Games	GF	GA	Margin	Mar./Gm.
Lebanon Valley	2002	28	153	48	105	3.75
St. Norbert	2004	32	175	55	120	3.75
St. Norbert	1998	33	185	63	122	3.70

MOST ASSISTS

Team	Year	Games	No.
Elmira	1991	34	422
Rochester Inst.	2001	29	381
Elmira	1980	33	368
Elmira	1978	33	368
Oswego St.	1984	—	366
Elmira	1990	33	358
Elmira	1992	31	343
Elmira	1988	35	328
Norwich	1999	31	318
Plattsburgh St.	1999	31	316
Elmira	1994	29	315
Plattsburgh St.	2000	33	310
Plattsburgh St.	1998	35	308
Elmira	1979	31	303
Elmira	1993	33	297
St. Norbert	1998	33	296
Elmira	1986	32	286
St. Norbert	2004	32	282
Elmira	1989	29	275
Elmira	1977	23	270

POINTS SCORED

Team	Year	Games	No.
Elmira	1991	34	661
Elmira	1979	31	619
Elmira	1980	33	603
Elmira	1978	32	598
Rochester Inst.	2001	29	591
Oswego St.	1984	—	582
Wis.-Stevens Point	1989	—	565
Elmira	1990	34	562
Elmira	1992	31	548
Elmira	1994	29	526
Elmira	1988	33	525
Plattsburgh St.	1999	31	506
Plattsburgh St.	1998	35	501
Plattsburgh St.	2000	33	500
St. Norbert	1998	33	481
Elmira	1986	32	469
St. Norbert	2004	32	457
Elmira	1977	25	450

POWER-PLAY GOALS

Team	Year	Games	PPG
Wis.-Stevens Point	1989	41	85
Oswego St.	1987	—	81
Plattsburgh St.	1986	41	80
Oswego St.	1988	—	74
Oswego St.	1985	—	63
Elmira	1991	34	58
Elmira	1990	34	58
St. Norbert	2005	30	56
Mass.-Dartmouth	1989	28	56
Wis.-River Falls	1987	31	56
Wis.-River Falls	1990	29	55
St. Norbert	2004	32	54
St. Norbert	1999	33	54
St. Norbert	1998	33	53
Lebanon Valley	2002	28	52
St. Norbert	2002	31	52
St. John's (Minn.)	1992	25	52
Mass.-Dartmouth	1996	27	50
St. Norbert	2003	31	49
Lebanon Valley	2000	26	48

POWER-PLAY PERCENTAGE

Team	Year	PPG	PPA	Pct.
Mass.-Dartmouth	1986	43	108	.398
Mass.-Dartmouth	1989	56	148	.378
Rochester Inst.	2003	50	138	.362
Fitchburg St.	1997	46	127	.362
Salem St.	1996	46	128	.359
Mass.-Dartmouth	1998	47	132	.356
Mass.-Dartmouth	1993	35	100	.350
Mass.-Dartmouth	1988	42	121	.347
Mass.-Dartmouth	1996	50	148	.338
Mass.-Dartmouth	1985	39	116	.336
Trinity (Conn.)	2003	38	114	.333
St. Norbert	2004	55	167	.329

Team	Year	PPG	PPA	Pct.
Mass.-Dartmouth	1995	45	139	.324
Wis.-Stevens Point	1988	—	—	.324
Mass.-Dartmouth	1999	33	103	.320
Middlebury	1997	51	160	.319
Augsburg	1997	39	123	.317
Plattsburgh St.	2003	41	131	.313
Colby	1997	44	145	.313
St. Mary's (Minn.)	1996	43	138	.312

SHORT-HANDED GOALS

Team	Year	No.
Wis.-Stevens Point	1992	22
Norwich	1999	20
St. Scholastica	1980	18
Rochester Inst.	1997	17
Plattsburgh St.	1991	17
Oswego St.	1985	17
Plattsburgh St.	2000	16
St. Thomas (Minn.)	2000	15
Mass.-Dartmouth	1998	14
Wis.-Stevens Point	1997	14
Lebanon Valley	2000	13
Plattsburgh St.	1998	13
Plattsburgh St.	1997	13
Concordia-M'head	1997	12
Hamilton	2000	11
Norwich	2000	11
Rochester Inst.	2000	11
Mass.-Boston	2000	10
Lebanon Valley	1999	10
Mass.-Boston	1999	10
Plattsburgh St.	1999	10
St. Thomas (Minn.)	1999	10
Potsdam St.	1997	10

PENALTY-KILL PERCENTAGE

Team	Year	Opp. PPG	Opp. PPA	Pct.
Wis.-River Falls	1996	8	114	.930
St. John's (Minn.)	2005	10	134	.925
Curry	2005	22	248	.911
Norwich	2005	15	159	.906
Middlebury	1996	14	147	.905
Middlebury	2004	11	115	.904
Manhattanville	2005	21	219	.904
Manhattanville	2004	12	124	.903
Mass.-Dartmouth	1997	16	155	.897
St. Norbert	2003	18	170	.894
Middlebury	2003	14	132	.894
Norwich	2004	16	150	.893
Middlebury	2005	18	168	.893
Wentworth Inst.	2004	18	168	.893
Babson	1997	10	93	.892
St. John's (Minn.)	2004	13	120	.892
Colby	2003	10	91	.890
Mass.-Dartmouth	1996	15	136	.890
Lebanon Valley	2003	17	154	.890
St. Norbert	2004	17	153	.889
Oswego St.	2003	21	189	.889
Lake Forest	2003	13	116	.888
Rochester Inst.	2004	19	167	.886
New England Col.	2004	20	175	.886
Wis.-Superior	2003	15	131	.885

Miscellaneous

WINNING PERCENTAGE

Team	Year	W-L-T	Pct.
Mass.-Dartmouth	1986	23-1-0	.958
Rochester Inst.	2001	27-1-1	.948
Middlebury	1996	26-2-0	.929
Mass.-Dartmouth	1996	25-2-0	.926
Norwich	2000	29-2-1	.922
Middlebury	2002	26-2-1	.914
St. Norbert	2003	27-2-2	.903
Norwich	1999	27-2-2	.903
Middlebury	2004	27-3-0	.900
Norwich	2003	27-3-0	.900
Plattsburgh St.	1979	26-3-0	.896

MOST WINS

Team (Record, Winning Pct.)	Year	Wins
Wis.-Stevens Point (34-5-2, .854)	1989	34
Plattsburgh St. (34-6-0, .850)	1987	34
Wis.-Superior (30-4-1, .871)	2001	30

Team (Record, Winning Pct.)	Year	Wins
Norwich (29-2-1, .922)	2000	29
Wis.-Stevens Point (28-4-6, .816)	1990	28
Middlebury (27-3-0, .900)	2004	27
St. Norbert (27-2-2, .903)	2003	27
Norwich (27-3-0, .900)	2003	27
Rochester Inst. (27-1-1, .948)	2001	27
Wis.-Stevens Point (27-9-0, .750)	1991	27
Middlebury (26-2-1, .914)	2002	26
Middlebury (26-2-0, .929)	1996	26
Plattsburgh St. (26-3-0, .896)	1979	26

FEWEST WINS

Team	Year	No.
St. Scholastica	1995	1
St. Scholastica	1991	1
Bethel (Minn.)	1990	1
Wis.-Stevens Point	1983	1
Hamilton	1961	1
Cortland St.	1999	2
Wis.-Stevens Point	1984	2
Wis.-Stevens Point	1982	2
Bethel (Minn.)	1981	2
Bethel (Minn.)	1980	2
St. John's (Minn.)	1972	2
Hamilton	1963	2
Hamilton	1962	2
Hamline	2004	3
Buffalo St.	1999	3
Buffalo St.	1998	3
Buffalo St.	1997	3
Bethel (Minn.)	1993	3
Bethel (Minn.)	1992	3
St. Scholastica	1988	3
St. John's (Minn.)	1981	3
St. John's (Minn.)	1962	3

FEWEST LOSSES

Team (Record, Winning Pct.)	Year	No.
Rochester Inst. (27-1-1, .948)	2001	1
Mass.-Dartmouth (23-1-0, .958)	1986	1
St. Norbert (27-2-2, .903)	2003	2
Middlebury (26-2-1, .914)	2002	2
Norwich (29-2-1, .922)	2000	2
Norwich (27-2-2, .903)	1999	2
Middlebury (24-2-2, .893)	1998	2
Middlebury (26-2-0, .929)	1996	2
Mass.-Dartmouth (25-2-0, .925)	1996	2
Plattsburgh St. (32-2-2, .888)	1992	2

MOST TIES

Team (Record)	Year	No.
Wis.-Superior (19-3-7)	2005	7
Wis.-Stevens Point (13-13-7)	1995	7
Utica (16-5-6)	2005	6
Many tied with 5		

HOME WINS

Team	Year	No.
Plattsburgh St.	1992	21
Wis.-Stevens Point	1989	19
St. Norbert	2003	18
St. Norbert	1999	18
Wis.-River Falls	1988	18
St. Norbert	2004	17
St. Norbert	1998	17
Wis.-River Falls	2005	16
Elmira	1978	16
Mass.-Dartmouth	1996	15
Wis.-River Falls	1996	15
Elmira	1993	15
Mass.-Dartmouth	1986	15
Elmira	1980	15
St. Norbert	2005	14
Wis.-River Falls	2003	14
Wentworth Inst.	2002	14
St. Norbert	2000	14
Wis.-River Falls	1998	14
St. John's (Minn.)	1997	14
Elmira	1991	14
Elmira	1979	14
Elmira	1977	14

OVERTIME GAMES

Team	Year	No.
Clarkson	2004	10
Wis.-Stevens Point	1995	10
Fitchburg St.	2000	9
Wis.-River Falls	1995	9
Elmira	1997	8
Elmira	2005	7
Elmira	1991	7
Wis.-River Falls	1989	7

OVERTIME WINS

Team	Year	No.
Wis.-Stevens Point	1989	4
Mass.-Dartmouth	2002	3
Oswego St.	2002	3
Fitchburg St.	2000	3
Plattsburgh St.	2000	3
Wis.-Stevens Point	1999	3
Elmira	1997	3
Wis.-Stevens Point	1996	3
Wis.-River Falls	1995	3
Wis.-Stevens Point	1992	3
Elmira	1991	3

WINNING STREAK

No.	Team	Dates
38	Mass.-Dartmouth	Jan. 16, 1985-March 2, 1986
28	Plattsburgh St.	Oct. 19, 1986-March 14, 1987
24	Wis.-Stevens Point	Nov. 4, 1988-Feb. 3, 1989
18	Oswego St.	Jan. 19-Dec. 20, 1980
17	Lebanon Valley	Nov. 9, 2001-Jan. 29, 2002
16	St. John's (Minn.)	Jan. 11-March 4, 2004
16	Bowdoin	1969-70
15	Mass.-Dartmouth	Jan. 5-March 2, 2005
15	Mass.-Dartmouth	Jan. 6-March 2, 1996
15	Mass.-Dartmouth	Jan. 17-March 8, 1995
15	Elmira	Nov. 19, 1985-Feb. 1, 1986
14	Manhattanville	Nov. 5, 2004-Jan. 15, 2005
14	Wis.-River Falls	Dec. 5, 1987-Feb. 6, 1988
13	St. Norbert	Dec. 4, 2004-Feb. 11, 2005
13	Mass.-Dartmouth	Nov. 21, 1992-Feb. 4, 1993
12	Elmira	Nov. 20, 1990-Jan. 20, 1991
12	Elmira	1978-79
12	Elmira	1976-77

UNBEATEN STREAK

No.	Team	Dates
38	Mass.-Dartmouth	Jan. 16, 1985-March 2, 1986
29	Middlebury	Dec. 31, 1994-Jan. 7, 1996
28	Wis.-Stevens Point	Feb. 15, 1989-Jan. 19, 1990
28	Plattsburgh St.	Oct. 19, 1986-March 14, 1987
26	St. Norbert	Nov. 6, 2004-March 5, 2005
21	Elmira	Dec. 1, 1979-Feb. 26, 1980
20	St. John's (Minn.)	Nov. 19, 2004-Feb. 3, 2005
19	St. Norbert	Dec. 6, 2002-March 15, 2003
19	St. Norbert	Nov. 13, 1999-Feb. 11, 2000
18	Lebanon Valley	Nov. 9, 2001-Feb. 2, 2002
17	Elmira	Jan. 9-March 10, 1990
16	Bowdoin	1969-70
15	Mass.-Dartmouth	Jan. 5-March 2, 2005
15	Mass.-Dartmouth	Jan. 6-March 2, 1996
15	Mass.-Dartmouth	Jan. 17-March 8, 1995
15	Elmira	Nov. 19, 1985-Feb. 1, 1986
14	Manhattanville	Nov. 5, 2004-Jan. 15, 2005
14	Wis.-River Falls	Dec. 5, 1987-Feb. 6, 1988
13	Mass.-Dartmouth	Nov. 21, 1992-Feb. 4, 1993
12	New England Col.	Dec. 3, 2003-Jan. 23, 2004
12	Elmira	Nov. 20, 1990-Jan. 20, 1991
12	Elmira	1978-79
12	Elmira	1976-77

LOSING STREAK

No.	Team	Dates
29	St. Scholastica	Nov. 12, 1994-Nov. 11, 1995
19	Hamline	Nov. 4, 2003-Feb. 13, 2004
18	St. Scholastica	Nov. 2, 1990-Jan. 4, 1991
17	Cortland St.	Nov. 13, 1998-Feb. 12, 1999
16	St. Scholastica	Jan. 8-Nov. 6, 1998
16	St. Scholastica	Feb. 4, 1988-Dec. 5, 1989
16	St. Scholastica	Jan. 30-Dec. 1, 1987
16	Wis.-Stevens Point	1983-84
15	Bethel (Minn.)	Nov. 1, 2002-Jan. 17, 2003
14	St. Scholastica	Jan. 18-Oct. 8, 2002

No.	Team	Dates
14	St. Scholastica	Jan. 7–Nov. 31, 2000
14	Bowdoin	1956-57
13	Hamilton	1961-62

WINLESS STREAK

No.	Team	Dates
29	St. Scholastica	Nov. 12, 1994–Nov. 11, 1995
21	Wis.-Stevens Point	1981-82
17	Coriland St.	Nov. 13, 1998–Feb. 12, 1999
16	Wis.-Stevens Point	1983-84
15	Bethel (Minn.)	Nov. 1, 2002–Jan. 17, 2003
14	St. Scholastica	Jan. 18–Nov. 8, 2002
14	Middlebury	Jan. 19–March 3, 2001
14	Wis.-Stevens Point	1982-83
14	Bowdoin	1956-57

HOME WINNING STREAK

No.	Team	Dates
16	Plattsburgh St.	Oct. 16, 1985–Mar. 15, 1986
16	St. Scholastica	1975-76

HOME LOSING STREAK

No.	Team	Dates
9	Bethel (Minn.)	Nov. 1, 2002–Jan. 17, 2003
4	Plattsburgh St.	Feb. 12-22, 1977

ROAD WINNING STREAK

No.	Team	Dates
13	Wis.-Stevens Point	1988-89
10	St. Norbert	Nov. 6, 2004–Feb. 11, 2005

PENALTY MINUTES

Team	Year	No.
Wis.-Stevens Point	1992	1,070
Plattsburgh St.	1986	1,002

FEWEST PENALTY MINUTES

Team	Year	No.
Mass.-Dartmouth	1992	323
St. Scholastica	1990	358
St. Scholastica	1987	363
Oswego St.	1991	466

LARGEST MARGIN OF VICTORY

No.	Team (Score) vs. Opponent (Score)	Date
25	Plattsburgh St. (25) vs. Fredonia St. (0)	March 13, 1988
25	New England Col. (26) vs. Fitchburg St. (1)	Dec. 9, 1970
23	Mercyhurst (24) vs. Scranton (1)	Jan. 24, 1992
21	Oswego St. (21) vs. Scranton (0)	Oct. 25, 1991
21	Elmira (22) vs. Upsala (1)	Jan. 5, 1980
20	Elmira (20) vs. Scranton (0)	Feb. 21, 1994
20	Wis.-Stevens Point (21) vs. St. Norbert (1)	Nov. 1, 1991

Annual Team Champions

Offense

SCORING OFFENSE

Year	Team	Games	Goals	Avg.
1996	Mass.-Dartmouth	27	174	6.44
1997	Fitchburg St.	28	181	6.46
1998	Fitchburg St.	27	191	7.07
1999	Rochester Inst.	31	207	6.68
2000	Norwich	32	188	5.88
2001	Rochester Inst.	29	210	7.24
2002	Rochester Inst.	27	178	6.59
2003	Norwich	30	191	6.73
2004	Curry	29	202	6.97
2005	Rochester Inst.	27	178	6.59

SCORING MARGIN PER GAME

Year	Team	Games	GF	GA	Marg./Gm.
1996	Mass.-Dartmouth	27	174	58	4.30
1997	Mass.-Dartmouth	27	166	71	3.52
1998	Fitchburg St.	27	191	80	4.11
1999	Norwich	31	189	67	3.94
2000	Norwich	32	188	64	3.88
2001	Rochester Inst.	29	210	66	4.97
2002	Rochester Inst.	27	178	50	4.74
2003	Norwich	30	191	73	3.93
2004	Curry	29	202	72	4.48
2005	Rochester Inst.	27	178	50	4.74

POWER-PLAY PERCENTAGE

Year	Team	PPGoals	PPAtts.	Pct.
1996	Salem St.	46	128	.359
1997	Fitchburg St.	46	127	.362
1998	Fitchburg St.	53	134	.396
1999	Plattsburgh St.	54	143	.378
2000	St. Norbert	42	133	.316
2001	Rochester Inst.	70	158	.443
2002	Rochester Inst.	44	111	.396
2003	Rochester Inst.	50	138	.362
2004	St. Norbert	55	167	.329
2005	Rochester Inst.	44	111	.396

PENALTY-KILL PERCENTAGE

Year	Team	Opp. PPGoals	Opp. PPAtts.	Pct.
1996	Wis.-River Falls	8	114	.930
1997	Mass-Dartmouth	16	155	.897

Year	Team	Opp. PPGoals	Opp. PPAtts.	Pct.
1998	Middlebury	10	164	.939
1999	Williams	13	120	.892
2000	Plymouth St.	10	99	.899
2001	Middlebury	8	110	.927
2002	Rochester Inst.	11	137	.920
2003	St. Norbert	18	170	.894
2004	Middlebury	11	115	.904
2005	Rochester Inst.	11	137	.920

Defense

SCORING DEFENSE

Year	Team	Games	Goals	Avg.
1996	Middlebury	28	46	1.64
1997	Wis.-Superior	34	78	2.29
1998	Middlebury	28	42	1.50
1999	Middlebury	27	52	1.93
2000	Norwich	32	64	2.00
2001	Middlebury	28	44	1.57
2002	Middlebury	29	43	1.48
2003	Wentworth Inst.	29	58	2.00
2004	Middlebury	30	48	1.60
2005	Middlebury	29	43	1.48

Miscellaneous

WINNING PERCENTAGE

Year	Team	W-L-T	Pct.
1996	Middlebury	26-2-0	.929
1997	Middlebury	22-3-2	.852
1998	Middlebury	24-2-2	.893
1999	Norwich	27-2-2	.903
2000	Norwich	29-2-1	.922
2001	Rochester Inst.	27-1-1	.948
2002	Middlebury	26-2-1	.914
2003	St. Norbert	27-2-2	.903
2004	Middlebury	27-3-0	.900
2005	Middlebury	26-2-1	.914

USCHO.com Final Division III Polls

2005 1. St. Norbert 2. Manhattanville 3. St. John's (Minn.) 4. Middlebury 5. Trinity (Conn.) 6. St. Thomas (Minn.) 7. Geneseo St. 8. Wis.-Superior 9. Utica Oswego St. Bowdoin 12. Norwich 13. Babson 14. Curry New England Col.	2004 1. St. Norbert 2. Middlebury 3. Norwich 4. Plattsburgh St. 5. Wis.-River Falls 6. St. John's (Minn.) 7. Curry 8. Lake Forest 9. Hobart 10. St. Thomas (Minn.) 11. New England Col. 12. Rochester Inst. 13. Oswego St. 14. Trinity (Conn.) 15. Wentworth Inst.	2003 1. St. Norbert 2. Norwich 3. Oswego St. 4. Middlebury 5. Wis.-River Falls 6. Wis.-Superior 7. Trinity (Conn.) 8. Rochester Inst. 9. St. John's (Minn.) 10. Elmira 11. Wentworth Inst. 12. Plattsburgh St. 13. New England Col. 14. Colby 15. Manhattanville	2002 1. Middlebury 2. Rochester Inst. 3. Norwich 4. St. Norbert 5. Wis.-Superior 6. St. Thomas (Minn.) 7. Plattsburgh St. 8. Bowdoin 9. Elmira 10. Wentworth Inst. 2001 1. Rochester Inst. 2. Wis.-Superior 3. Middlebury	4. Plattsburgh St. 5. Wis.-River Falls 6. Amherst 7. Potsdam St. 8. New England Col. 9. Norwich 10. St. Norbert 2000 1. Norwich 2. Plattsburgh St. 3. St. Thomas (Minn.) 4. Middlebury 5. Rochester Inst. 6. Wis.-Superior 7. Concordia-M'head	8. Wis.-Stevens Point 9. Elmira 10. St. Norbert 1999 1. Norwich Rochester Inst. 3. St. Norbert 4. Middlebury 5. Plattsburgh St. 6. Amherst 7. Wis.-Superior 8. Wis.-River Falls 9. Williams 10. St. Thomas (Minn.)
--	--	--	---	---	--

Men's Championship Results

Division I Championship Results 44
Division II Championship Results..... 55
Division III Championship Results..... 58



Ice Hockey

DIVISION I



Photo by Jamie Schwaberow/NCAA Photos

Head coach George Gwozdecky's Denver team took home the Division I championship trophy for the second year in a row, downing North Dakota 4-1 in the title game in Columbus, Ohio.

2005 Championship

Highlights

Denver Defends Title: Freshman Paul Stastny scored two goals and Peter Mannino made them stand up with an almost flawless performance in goal to help Denver successfully defend its national title with a 4-1 victory over North Dakota, as the Pioneers won the Frozen Four on April 9. It was the seventh national title for Denver (32-9-2), which was ranked No. 1 for most of the season.

Stastny, the son of NHL Hall of Famer Peter Stastny, also had an assist on Gabe Gauthier's empty-netter. Kevin Ulanski scored the Pioneers' first goal, Matt Carle had two assists and Gauthier had an assist to go with his 26th goal of the year.

Mannino had a career-high 44 saves two nights after stopping 41 shots in a 6-2 win over Colorado College in the semifinals.

With the score tied 1-1 midway through the second period, Stastny scored, assisted by Ulanski, on a power play. The Pioneers had six power-play goals in their win in the semis after scoring on just three of their 45 power-play chances leading into the Frozen Four.

Stastny added his 17th goal in the third period to give Mannino and the Pioneers' defense a cushion.

Again on the power play, defenseman Carle faked a defender to the ice and then sidestepped him, throwing a blind pass back to the right where Stastny converted with a hard one-timer.

Mannino did the rest. The Fighting Sioux (25-15-5) pulled their goalie for a man advantage for most of the last two minutes but couldn't get the puck past him.

Denver improved to 7-2 in NCAA title games while sweeping all four meetings with the Fighting Sioux this season. The Pioneers' seventh title tied them with North Dakota for second place behind Michigan's nine.

The Western Collegiate Hockey Association - which became the first conference to have all the NCAA semifinalists - has produced the last four national champions.

North Dakota's goal came on a power play, as defenseman Nick Fuher took a soft shot from the point and teammate Travis Zajac reached out with his stick and redirected the puck - with his back to the goal - and the puck slipped between Mannino's leg pads.

Mannino made sterling saves on two other Fighting Sioux threats. He blocked two shots and then reached high to grab Erik Fabian's chip shot late in the first period. Moments later, Mannino stuffed a tipped shot on a 2-on-1 break, with defenseman Jussi Halme clearing the puck as it sat in the crease.

Parise, the son of former NHL star J.P. Parise, was strong late in the second period, stopping five shots on one Denver power play.

Denver defeated Colorado College, 6-2, and North Dakota defeated Minnesota, 4-2, in the semifinals.

The all-tournament team included forwards Gabe Gauthier and Paul Stastny of Denver, and Travis Zajac of North Dakota, defensemen Matt Carle and Brett Skinner of Denver, and goaltender Peter Mannino, also of Denver, who earned Most Outstanding Player honors.

Results

EAST REGIONAL SEMIFINALS

Boston College 5, Mercyhurst 4
North Dakota 4, Boston U. 0

NORTHEAST REGIONAL SEMIFINALS

New Hampshire 3, Harvard 2 (ot)
Denver 4, Bemidji St. 3 (ot)

MIDWEST REGIONAL SEMIFINALS

Colorado Col. 6, Colgate 5
Michigan 4, Wisconsin 1

WEST REGIONAL SEMIFINALS

Cornell 3, Ohio St. 2
Minnesota 1, Maine 0 (ot)

EAST REGIONAL FINAL

North Dakota 6, Boston College 3

NORTHEAST REGIONAL FINAL

Denver 4, New Hampshire 2

MIDWEST REGIONAL FINAL

Colorado Col. 4, Michigan 3

WEST REGIONAL FINAL

Minnesota 2, Cornell 1 (ot)

NATIONAL SEMIFINALS

APRIL 7 AT COLUMBUS, OHIO

Denver 6, Colorado Col. 2

SCORING SUMMARY

Goal No.	Period	Time	Team	Type	Scored By	Assists	Visitor On Ice	Home On Ice
1	1st	13:54	Denver	Power Play	Luke Fulghum (22)	Matt Carle/29 Brett Skinner/32	5,3,6,25	17,25,4,11,9
2	1st	15:26	Denver	Power Play	Luke Fulghum (23)	Brett Skinner/33 Gabe Gauthier/33	20,5,22,3	4,17,9,11,25
3	2nd	06:05	Denver	Power Play	Matt Carle (13)	Brett Skinner/34 Jeff Drummond/22	5,22,20,3	25,4,39,12,15
4	2nd	09:49	Colorado Col.	Power Play	Brian Salcido (7)	Lee Sweatt/25 Joey Crabb/16	21,24,3,15,22	27,7,25,20
5	2nd	19:50	Denver	Power Play	Gabe Gauthier (24)	Luke Fulghum/19 Matt Carle/29	6,3,5	9,17,25,4
6	3rd	05:42	Denver	Power Play	Gabe Gauthier (25)	Jeff Drummond/23 Brett Skinner/35	22,3,5	9,39,4,17,25
7	3rd	13:02	Colorado Col.	Power Play	James Brannigan (6)	Brandon Polich/4 Mark Stuart/14	17,2,19,27,20	5,9,20,7
8	3rd	19:15	Denver	Power Play	Adrian Veideman (5)	Tom May/2 Peter Mannino/1	25,19,16,3	7,14,20,11,25

Colorado Col. No.	I-Shots by Period-I			
	1	2	3	Total
2* Mark Stuart	0	3	1	4
3 Lee Sweatt	2	0	2	4
4 Brady Greco	0	0	0	0
5 Richard Petiot	0	1	1	2
6 Trevor Frischmon	0	0	1	1
9 Braydon Cox	0	2	0	2
12 J.P. Brunkhorst	0	1	0	1
15 Joey Crabb	0	0	1	1
16 Derek Patrosso	0	0	1	1
17 James Brannigan	0	0	1	1
19 Aaron Slattengren	3	0	0	3
20 Brandon Polich	0	0	1	1
21* Brett Sterling	2	1	1	4
22* Marty Sertich	2	1	3	6
23 Jimmy Kilpatrick	0	2	0	2
24 Brian Salcido	1	2	2	5
25* Scott Polaski	1	1	1	3
27* Brandon Straub	1	1	0	2
Totals	12	15	16	43

Denver No.	I-Shots by Period-I			
	1	2	3	Total
4* Brett Skinner	0	0	0	0
5* Andrew Thomas	0	0	0	0
6 Michael Handza	0	0	0	0
7 Adrian Veideman	1	1	2	4
9* Gabe Gauthier	2	1	3	6
10 Ryan Helgason	0	0	0	0
11 Paul Stastny	1	1	0	2
12 Geoff Paukovich	1	0	0	1
14 Tom May	0	0	0	0
15 Jon Foster	0	0	3	3
16* Kevin Ulanski	0	0	1	1
17 Luke Fulghum	4	0	1	5
19 Ryan Dingle	0	0	1	1
20 Jussi Halme	0	0	0	0
25 Matt Carle	0	2	1	3
26 Nick Larson	0	0	0	0
27 Matt Laatsch	0	0	0	0
29* Peter Mannino	0	0	0	0
39* Jeff Drummond	0	3	0	3
Totals	9	8	12	29

Goals by Period				
Team	1	2	3	Total
Colorado Col.	0	1	1	2
Denver	2	2	2	6

Shots by Period				
Team	1	2	3	Total
Colorado Col.	12	15	16	43
Denver	9	8	12	29

Power Play Goals-Att. (Shots)			
Period	Colorado Col.	Denver	
1st	0-1 (4)	2-4 (5)	
2nd	1-5 (4)	2-3 (6)	
3rd	1-2 (5)	2-5 (5)	
Total	2-8 (13)	6-12 (16)	

Penalties/Minutes by Period			
Period	Colorado Col.	Denver	
1st	4/8	3/6	
2nd	6/12	5/10	
3rd	4/8	2/4	
Total	14/28	10/20	

GOALTENDERS

Colorado Col.							Denver								
No. Player	MIN	GA	EN	1	2	3	Total	No. Player	MIN	GA	EN	1	2	3	Total
30 Curtis McElhinney	60:00	6	0	7	6	10	23	29 Peter Mannino	60:00	2	0	12	14	15	41

Win—Peter Mannino (17-4-1). Loss—Curtis McElhinney (21-4-1).

PENALTY SUMMARY

Period	Player	Team	Min.	Penalty	Time
1st	Marty Sertich	Colorado Col.	2	OT	02:55 PP
1st	Luke Fulghum	Denver	2	Tripping	06:33 PP
1st	Brandon Straub	Colorado Col.	2	Cross-Checking	13:35 PP
1st	Brian Salcido	Colorado Col.	2	Interference	15:18 PP
1st	Richard Petiot	Colorado Col.	2	Hooking	18:37 PP
1st	Brett Skinner	Denver	2	Holding	19:00
1st	Jussi Halme	Denver	2	OT	19:36 PP
2nd	Braydon Cox	Colorado Col.	2	Holding	05:15 PP
2nd	Jussi Halme	Denver	2	OT	07:48 PP
2nd	Gabe Gauthier	Denver	2	Tripping	08:46
2nd	Brett Sterling	Colorado Col.	2	Roughing	09:49
2nd	Matt Carle	Denver	2	Roughing	09:49
2nd	Joey Crabb	Colorado Col.	2	Roughing	09:49
2nd	Matt Carle	Denver	2	Roughing	09:49
2nd	Braydon Cox	Colorado Col.	2	Slashing	15:39 PP
2nd	Geoff Paukovich	Denver	2	OH	17:55 PP
2nd	Brett Sterling	Colorado Col.	2	Hooking	18:45
2nd	Brady Greco	Colorado Col.	2	Cross-Checking	19:23 PP
3rd	Joey Crabb	Colorado Col.	2	Boarding	03:49 PP
3rd	Brian Salcido	Colorado Col.	2	High Sticking	04:58
3rd	Brady Greco	Colorado Col.	2	Slashing	10:10 PP
3rd	Adrian Veideman	Denver	2	Tripping	10:50
3rd	Matt Carle	Denver	2	CS	11:05 PP
3rd	Richard Petiot	Colorado Col.	2	OH	17:16 PP

Colorado Col. - Faceoffs

No. Player	W	L
22 Marty Sertich	17	7
6 Trevor Frischmon	13	15
19 Aaron Slattengren	5	8
20 Brandon Polich	3	3
15 Joey Crabb	1	0
Totals	39	33

Denver - Faceoffs

No. Player	W	L
11 Paul Stastny	12	10
9 Gabe Gauthier	11	13
12 Geoff Paukovich	6	7
6 Michael Handza	4	3
39 Jeff Drummond	0	1
27 Matt Laatsch	0	1
7 Adrian Veideman	0	1
10 Ryan Helgason	0	1
19 Ryan Dingle	0	2
Totals	33	39

Colorado Col. - Power Play Summary

Period	Start	End	Elapsed	Shots	(Opp)
1st	06:33	08:33	02:00	2	0
1st	19:36	00:00	00:24	2	0
2nd	00:00	00:00	00:00	0	0
2nd	00:00	00:00	00:00	1	0
2nd	07:48	09:48	02:00	2	0
2nd	09:48	09:49	00:01	1	0 PPG
2nd	17:55	18:45	00:50	0	0
3rd	11:05	12:10	01:05	3	0
3rd	12:10	12:50	00:40	0	0
3rd	12:50	13:02	00:12	2	0 PPG

Denver - Power Play Summary

Period	Start	End	Elapsed	Shots	(Opp)
1st	02:55	04:55	02:00	3	0
1st	13:35	13:54	00:19	1	0 PPG
1st	15:18	15:26	00:08	1	0 PPG
1st	18:37	19:00	00:23	0	0
2nd	05:15	06:05	00:50	3	0 PPG
2nd	15:39	17:39	02:00	2	0
2nd	19:23	19:50	00:27	1	0 PPG
2nd	19:55	00:00	00:05	0	3
3rd	03:49	05:49	02:00	3	1 PPG
3rd	05:49	06:58	01:09	1	0
3rd	10:10	10:50	00:40	0	1
3rd	17:16	19:15	01:59	1	1 PPG

SUMMARY: 8 opportunities, 13 shots, 2 goals, time 07:12

SUMMARY: 12 opportunities, 16 shots, 6 goals, time 12:00

Officials—Referee: Matt Shegos; Asst. Ref.: Brian Hill; Asst. Ref.: John Philo
 Arena: Value City Arena
 Attendance: 17,116 Start time: 2:08 p.m. End time: 4:41 p.m. Total time: 2:33

North Dakota 4, Minnesota 2

SCORING SUMMARY

Goal No.	Period	Time	Team	Type	Scored By	Assists	Visitor On Ice	Home On Ice
1	1st	05:34	North Dakota	Even Strength	Erik Fabian (4)	-	21,3,22,20,8	11,17,6,25,29
2	2nd	10:12	North Dakota	Even Strength	Erik Fabian (5)	Brian Canady/4 Matt Jones/11	21,22,3,8,20	10,16,24,19,3
3	3rd	00:45	North Dakota	Power Play	Travis Zajac (18)	Drew Stafford/23 Nick Fuher/21	15,18,8,11,29	11,3,27,7
4	3rd	05:00	North Dakota	Short Handed	Travis Zajac (19)	Drew Stafford/24 Matt Greene/8	15,18,2,27	5,7,15,27,18
5	3rd	06:17	Minnesota	Power Play	Mike Howe (7)	Mike Vannelli/11 Gino Guyer/10	15,18,6	24,15,7,5,27
6	3rd	07:40	Minnesota	Power Play	Gino Guyer (12)	Mike Howe/8 Mike Vannelli/12	10,6,11,27	7,24,27,15,5

North Dakota

No.	1-Shots by Period-1				+/-
	1	2	3	Total	
2* Matt Greene	1	0	0	01	+1
3* Matt Jones	0	0	0	0	+2
4 Scott Foyt	0	0	0	0	0
6 Andy Schneider	1	0	0	1	0
8 Nick Fuher	3	1	2	6	+2
9 Quinn Fylling	0	0	0	0	0
10* Rory McMahon	2	0	2	4	0
11 Rastislav Spirko	2	0	0	2	0
15 Travis Zajac	0	1	2	3	+1
18 Drew Stafford	3	2	2	7	+1
19 Mike Prpich	0	0	0	0	0
20 James Massen	0	0	1	1	+2
21 Erik Fabian	2	2	0	4	+2
22 Brian Canady	1	0	0	1	+2
24* Chris Porter	0	0	1	1	0
27 Matt Smaby	0	1	0	1	+1
29* Colby Genoway	0	0	0	0	0
Totals	15	7	10	32	+14

Minnesota

No.	1-Shots by Period-1				+/-
	1	2	3	Total	
3* Chris Harrington	0	0	3	3	-1
5 Derek Peltier	0	1	0	1	-1
6 Judd Stevens	0	1	0	1	-1
7 Gino Guyer	2	0	1	3	-1
9 Andy Sertich	0	0	0	0	0
10* Alex Goligoski	0	1	0	1	-1
11 Nate Hagemo	0	1	0	1	-1
15 Mike Vannelli	1	0	0	1	-1
16* Ryan Potulny	2	1	1	4	-1
17 Garrett Smaagaard	1	2	0	3	-1
18 Kris Chucko	1	0	0	1	-1
19* Danny Irmen	0	0	1	1	-1
20 Evan Kaufmann	1	1	0	2	0
23 Tyler Hirsch	0	0	0	0	0
24* Mike Howe	0	2	1	3	-1
25 Jerrid Reinholz	0	0	0	0	-1
27 Barry Tallackson	0	1	0	1	-1
29 Jake Fleming	0	2	0	2	-1
Totals	8	13	7	28	-15

Goals by Period

Team	1	2	3	Total
North Dakota	1	1	2	4
Minnesota	0	0	2	2

Shots by Period

Team	1	2	3	Total
North Dakota	15	7	10	32
Minnesota	8	13	7	28

Power Play Goals-Att. (Shots)

Period	North Dakota	Minnesota
1st	0-1 (5)	0-1 (3)
2nd	0-2 (1)	0-3 (1)
3rd	1-1 (2)	2-3 (3)
Total	1-4 (8)	2-7 (7)

Penalties/Minutes by Period

Period	North Dakota	Minnesota
1st	2/4	2/4
2nd	3/6	3/6
3rd	3/6	0/0
Total	8/16	5/10

GOALTENDERS

North Dakota

No. Player	MIN	GA	EN	1	2	3	Total
1 Jordan Parise	60:00	2	0	8	13	5	26

Minnesota

No. Player	MIN	GA	EN	1	2	3	Total
34 Kellen Briggs	58:29	4	0	14	6	8	28
TM Team	01:31	0	0	0	0	0	0

Win-Jordan Parise (17-6-3). Loss-Kellen Briggs (21-12-0).

PENALTY SUMMARY

Period	Player	Team	Min.	Penalty	Time	PP
1st	Kris Chucko	Minnesota	2	Tripping	00:17	PP
1st	Matt Greene	North Dakota	2	Hooking	03:10	PP
1st	Quinn Fylling	North Dakota	2	High Sticking	15:41	
1st	Chris Harrington	Minnesota	2	CX	15:41	
2nd	Matt Greene	North Dakota	2	Interference	07:38	PP
2nd	Danny Irmen	Minnesota	2	Interference	08:03	
2nd	Erik Fabian	North Dakota	2	High Sticking	12:29	PP
2nd	Nick Fuher	North Dakota	2	Interference	17:46	PP
2nd	Barry Tallackson	Minnesota	2	Cross-Checking	18:06	
2nd	Danny Irmen	Minnesota	2	Charging	19:41	PP
3rd	Brian Canady	North Dakota	2	Roughing	03:09	
3rd	Brian Canady	North Dakota	2	Roughing	03:09	PP
3rd	Mike Prpich	North Dakota	2	Slashing	05:43	

North Dakota - Faceoffs

No. Player	W	L
10 Rory McMahon	12	15
15 Travis Zajac	11	10
29 Colby Genoway	4	0
22 Brian Canady	4	8
9 Quinn Fylling	2	2
20 James Massen	1	0
19 Mike Prpich	0	3
Totals	34	38

Minnesota - Faceoffs

No. Player	W	L
7 Gino Guyer	14	9
16 Ryan Potulny	14	11
29 Jake Fleming	5	6
20 Evan Kaufmann	5	6
19 Danny Irmen	0	1
17 Garrett Smaagaard	0	1
Totals	38	34

North Dakota - Power Play Summary

Period	Start	End	Elapsed	Shots	(Opp)
1st	00:17	02:17	02:00	5	0
2nd	09:38	10:03	00:25	0	1
2nd	19:41	19:46	00:05	0	0
2nd	19:46	00:45	00:59	3	0 PPG

SUMMARY: 4 opportunities, 8 shots, 1 goal, time 03:29

Minnesota - Power Play Summary

Period	Start	End	Elapsed	Shots	(Opp)
1st	03:10	05:10	02:00	3	0
2nd	07:38	08:03	00:25	0	0
2nd	12:29	14:29	02:00	0	0
2nd	17:46	18:06	00:20	1	0
3rd	03:09	05:09	02:00	1	1 SHG
3rd	05:09	05:09	00:00	1	0 PPG
3rd	05:09	07:40	02:31	1	0 PPG

SUMMARY: 7 opportunities, 7 shots, 2 goals, time 09:16

Officials—Referee: Steve Piotrowski; Asst. Ref.: Paul Tunison; Asst. Ref.: Kevin Langseth
 Arena: Value City Arena
 Attendance: 17,094 Start time: 7:08 p.m. End time: 9:36 p.m. Total time: 2:28

CHAMPIONSHIP

APRIL 9 AT COLUMBUS, OHIO

Denver 4, North Dakota 1

SCORING SUMMARY

Goal No.	Period	Time	Team	Type	Scored By	Assists	Visitor On Ice	Home On Ice
1	1st	06:15	Denver	Even Strength	Jeff Drummond (16)	Kevin Ulanski/21 Gabe Gauthier/31	29,10,27,8,11	16,9,39,20,25
2	1st	09:52	North Dakota	Power Play	Travis Zajac (20)	Nick Fuher/22 Drew Stafford/25	15,8,18,29,11	20,25,9,39
3	2nd	10:08	Denver	Power Play	Paul Stastny (16)	Kevin Ulanski/22 Matt Laatsch/11	18,6,15,27	11,16,27,9,15
4	3rd	08:19	Denver	Power Play	Paul Stastny (17)	Matt Carle/32 Brett Skinner/36	24,9,3,27	11,25,4,17,9
5	3rd	19:23	Denver	Empty Net	Gabe Gauthier (26)	Paul Stastny/28	10,15,11,29,8,18	9,11,27,16,25

North Dakota

No.	I-Shots by Period-I				Total	+/-
	1	2	3			
2* Matt Greene	1	0	1	2	0	
3* Matt Jones	1	0	0	1	0	
4 Scott Foyt	0	0	0	0	0	
6 Andy Schneider	0	0	0	0	0	
8 Nick Fuher	0	1	4	5	-2	
9 Quinn Fylling	0	0	0	0	0	
10* Rory McMahon	0	0	2	2	-2	
11 Rastislav Spirko	2	3	1	6	-2	
15 Travis Zajac	1	1	3	5	-1	
18 Drew Stafford	0	1	1	2	-1	
19 Mike Prpich	0	1	2	3	0	
20 James Massen	2	0	1	3	0	
21 Erik Fabian	1	0	3	4	0	
22 Brian Canady	0	0	1	1	0	
24* Chris Porter	0	2	1	3	0	
27 Matt Smaby	0	1	0	1	-1	
29* Colby Genoway	2	2	3	7	-2	
Totals	10	12	23	45	-11	

Denver

No.	I-Shots by Period-I				Total	+/-
	1	2	3			
4* Brett Skinner	2	1	1	4	0	
5* Andrew Thomas	0	0	0	0	0	
6 Michael Handza	0	0	0	0	0	
7 Adrian Veideman	0	0	0	0	0	
9 Gabe Gauthier	0	3	3	6	+2	
10 Ryan Helgason	0	0	0	0	0	
11* Paul Stastny	0	3	1	4	+1	
12 Geoff Paukovich	0	0	0	0	0	
15 Jon Foster	0	1	0	1	0	
16 Kevin Ulanski	1	0	0	1	+2	
17* Luke Fulghum	0	0	0	0	0	
18 Ted O'Leary	1	1	0	2	0	
19* Ryan Dingle	0	0	0	0	0	
20 Jussi Halme	0	0	1	1	+1	
25 Matt Carle	1	2	0	3	+2	
26 Nick Larson	0	0	0	0	0	
27 Matt Laatsch	0	0	0	0	+1	
39 Jeff Drummond	2	0	0	2	+1	
Totals	7	11	6	24	+10	

Goals by Period

Team	1	2	3	Total
North Dakota	1	0	0	1
Denver	1	1	2	4

Shots by Period

Team	1	2	3	Total
North Dakota	10	12	23	45
Denver	7	11	6	24

Power Play Goals-Att. (Shots)

Period	North Dakota	Denver
1st	1-1 (2)	0-1 (1)
2nd	0-3 (4)	1-3 (8)
3rd	0-3 (2)	1-2 (3)
Total	1-7 (8)	2-6 (12)

Penalties/Minutes by Period

Period	North Dakota	Denver
1st	2/4	2/4
2nd	3/6	4/8
3rd	3/6	3/6
Total	8/16	9/18

GOALTENDERS

North Dakota

No. Player	MIN	GA	EN	1	2	3	Total
1 Jordan Parise	58:10	3	0	6	10	4	20
TM Team	01:50	0	1	0	0	0	0

Denver

No. Player	MIN	GA	EN	1	2	3	Total
29 Peter Mannino	60:00	1	0	9	12	23	44

Win-Peter Mannino (18-4-1). Loss-Jordan Parise (17-7-3).

PENALTY SUMMARY

Period	Player	Team	Min.	Penalty	Time
1st	Matt Greene	North Dakota	2	Roughing	02:31
1st	Adrian Veideman	Denver	2	Roughing	02:31
1st	Matt Greene	North Dakota	2	High Sticking	06:31 PP
1st	Andrew Thomas	Denver	2	High Sticking	08:55 PP
2nd	Jussi Halme	Denver	2	Tripping	01:28 PP
2nd	Jussi Halme	Denver	2	Hooking	05:55 PP
2nd	Brian Canady	North Dakota	2	Elbowing	08:26 PP
2nd	Paul Stastny	Denver	2	Holding	11:37 PP
2nd	Rory McMahon	North Dakota	2	Interference	13:34
2nd	Andy Schneider	North Dakota	2	Hooking	17:09 PP
2nd	Paul Stastny	Denver	2	OK	18:06
3rd	Andrew Thomas	Denver	2	Holding	02:57 PP
3rd	Michael Handza	Denver	2	Unsportsmanlike Conduct	02:57
3rd	Mike Prpich	North Dakota	2	Unsportsmanlike Conduct	02:57
3rd	Matt Greene	North Dakota	2	Cross-Checking	07:01 PP
3rd	Nick Fuher	North Dakota	2	Slashing	08:53 PP
3rd	Geoff Paukovich	Denver	2	Interference	09:46

North Dakota - Faceoffs

No. Player	W	L
10 Rory McMahon	12	14
15 Travis Zajac	11	10
22 Brian Canady	8	6
9 Quinn Fylling	2	2
29 Colby Genoway	1	0
19 Mike Prpich	1	0
18 Drew Stafford	1	0
11 Rastislav Spirko	0	1
21 Erik Fabian	0	2
Totals	35	36

Denver - Faceoffs

No. Player	W	L
11 Paul Stastny	16	7
9 Gabe Gauthier	11	12
12 Geoff Paukovich	4	7
6 Michael Handza	3	6
17 Luke Fulghum	1	1
7 Adrian Veideman	1	1
19 Ryan Dingle	0	1
Totals	36	35

North Dakota - Power Play Summary

Period	Start	End	Elapsed	Shots	(Opp)	PPG
1st	08:55	09:52	00:57	2	0	PPG
2nd	01:28	03:28	02:00	0	0	
2nd	05:55	07:55	02:00	3	0	
2nd	11:37	13:34	01:57	1	1	
2nd	19:09	00:06	00:57	0	0	
3rd	02:57	04:57	02:00	2	1	
3rd	10:53	11:46	00:53	0	0	

Denver - Power Play Summary

Period	Start	End	Elapsed	Shots	(Opp)	PPG
1st	06:31	08:31	02:00	1	0	
2nd	08:26	10:08	01:42	2	1	PPG
2nd	13:37	15:34	01:57	5	0	
2nd	17:09	18:06	00:57	1	1	
3rd	07:01	08:19	01:18	1	1	PPG
3rd	08:53	09:46	00:53	2	1	

SUMMARY: 6 opportunities, 12 shots, 2 goals, time 08:47

Officials—Referee: Steve Piotrowski; Asst. Ref.: Kevin Langseth; Asst. Ref.: Paul Tunison
 Arena: Value City Arena
 Attendance: 17,155 Start time: 7:08 p.m. End time: 9:45 p.m. Total time: 2:37

History

Team Results

Year	Champion (Record)	Coach	Score	Runner-Up	Site	Championship Game Attendance	Championship Total Attendance
1948	Michigan (20-2-1)	Vic Heyliger	8-4	Dartmouth	Colorado Springs, Colo.	2,700	—
1949	Boston College (21-1)	John "Snooks" Kelley	4-3	Dartmouth	Colorado Springs, Colo.	—	—
1950	Colorado Col. (18-5-1)	Cheddy Thompson	13-4	Boston U.	Colorado Springs, Colo.	3,000	—
1951	Michigan (22-4-1)	Vic Heyliger	7-1	Brown	Colorado Springs, Colo.	—	—
1952	Michigan (22-4)	Vic Heyliger	4-1	Colorado Col.	Colorado Springs, Colo.	—	—
1953	Michigan (17-7)	Vic Heyliger	7-3	Minnesota	Colorado Springs, Colo.	2,700	—
1954	Rensselaer (18-5)	Ned Harkness	5-4 (ot)	Minnesota	Colorado Springs, Colo.	—	—
1955	Michigan (18-5-1)	Vic Heyliger	5-3	Colorado Col.	Colorado Springs, Colo.	2,700	—
1956	Michigan (20-2-1)	Vic Heyliger	7-5	Michigan Tech	Colorado Springs, Colo.	—	—
1957	Colorado Col. (25-5)	Thomas Bedecki	13-6	Michigan	Colorado Springs, Colo.	—	—
1958	Denver (24-10-2)	Murray Armstrong	6-2	North Dakota	Minneapolis	7,878	—
1959	North Dakota (20-10-1)	Bob May	4-3 (ot)	Michigan St.	Troy, N.Y.	—	—
1960	Denver (27-4-3)	Murray Armstrong	5-3	Michigan Tech	Boston	—	—
1961	Denver (30-1-1)	Murray Armstrong	12-2	St. Lawrence	Denver	5,363	—
1962	Michigan Tech (29-3)	John MacInnes	7-1	Clarkson	Utica, N.Y.	4,210	—
1963	North Dakota (22-7-3)	Barry Thorndycraft	6-5	Denver	Boston	4,200	—
1964	Michigan (24-4-1)	Allen Renfrew	6-3	Denver	Denver	5,296	—
1965	Michigan Tech (24-5-2)	John MacInnes	8-2	Boston College	Providence, R.I.	2,600	—
1966	Michigan St. (16-13)	Amo Bessone	6-1	Clarkson	Minneapolis	3,101	—
1967	Cornell (27-1-1)	Ned Harkness	4-1	Boston U.	Syracuse, N.Y.	6,571	—
1968	Denver (28-5-1)	Murray Armstrong	4-0	North Dakota	Duluth, Minn.	5,453	—
1969	Denver (26-6)	Murray Armstrong	4-3	Cornell	Colorado Springs, Colo.	4,625	—
1970	Cornell (29-0)	Ned Harkness	6-4	Clarkson	Lake Placid, N.Y.	2,000	—
1971	Boston U. (28-2-1)	Jack Kelley	4-2	Minnesota	Syracuse, N.Y.	6,017	—
1972	Boston U. (26-4-1)	Jack Kelley	4-0	Cornell	Boston	14,995	—
1973	Wisconsin (29-9-2)	Bob Johnson	4-2	#Denver	Boston	8,055	—
1974	Minnesota (22-12-6)	Herb Brooks	4-2	Michigan Tech	Boston	7,132	—
1975	Michigan Tech (32-1-0)	John MacInnes	6-1	Minnesota	St. Louis	6,838	—
1976	Minnesota (28-14-2)	Herb Brooks	6-4	Michigan Tech	Denver	5,311	16,498
1977	Wisconsin (37-7-1)	Bob Johnson	6-5 (ot)	Michigan	Detroit	14,437	26,042
1978	Boston U. (30-2)	Jack Parker	5-3	Boston College	Providence, R.I.	11,038	38,277
1979	Minnesota (32-11-1)	Herb Brooks	4-3	North Dakota	Detroit	7,011	16,635
1980	North Dakota (31-8-1)	John "Gino" Gasparini	5-2	North Dakota	Providence, R.I.	5,811	27,068
1981	Wisconsin (27-14-1)	Bob Johnson	6-3	Minnesota	Duluth, Minn.	5,420	49,466
1982	North Dakota (35-12)	John "Gino" Gasparini	5-2	Wisconsin	Providence, R.I.	9,272	53,993
1983	Wisconsin (33-10-4)	Jeff Sauer	6-2	Harvard	Grand Forks, N.D.	6,370	61,180
1984	Bowling Green (34-8-2)	Jerry York	5-4 (4 ot)	Minn. Duluth	Lake Placid, N.Y.	7,813	68,533
1985	Rensselaer (35-2-1)	Mike Addesa	2-1	Providence	Detroit	16,282	80,069
1986	Minn. Duluth (34-9-2)	Ron Mason	6-5	Harvard	Providence, R.I.	8,341	57,826
1987	North Dakota (40-8)	John "Gino" Gasparini	5-3	Michigan St.	Detroit	16,632	72,717
1988	Lake Superior St. (33-7-6)	Frank Anzalone	4-3 (ot)	St. Lawrence	Lake Placid, N.Y.	7,906	90,682
1989	Harvard (31-3)	Bill Cleary	4-3 (ot)	Minnesota	St. Paul, Minn.	15,406	139,170
1990	Wisconsin (36-9-1)	Jeff Sauer	7-3	Colgate	Detroit	12,716	116,848
1991	Northern Mich. (38-5-4)	Rick Comley	8-7 (3 ot)	Boston U.	St. Paul, Minn.	12,564	106,870
1992	Lake Superior St. (30-9-4)	Jeff Jackson	5-3	#Wisconsin	Albany, N.Y.	12,891	67,363
1993	Maine (42-1-2)	Shawn Walsh	5-4	Lake Superior St.	Milwaukee	17,704	80,433
1994	Lake Superior St. (31-10-4)	Jeff Jackson	9-1	Boston U.	St. Paul, Minn.	15,197	76,016
1995	Boston U. (31-6-3)	Jack Parker	6-2	Maine	Providence, R.I.	11,484	65,624
1996	Michigan (33-7-2)	Gordon "Red" Berenson	3-2 (ot)	Colorado Col.	Cincinnati	12,957	65,778
1997	North Dakota (31-10-2)	Dean Blais	6-4	Boston U.	Milwaukee	17,537	84,728
1998	Michigan (32-11-1)	Gordon "Red" Berenson	3-2 (ot)	Boston College	Boston	18,276	79,362
1999	Maine (31-6-4)	Shawn Walsh	3-2 (ot)	New Hampshire	Anaheim, Calif.	14,447	56,847
2000	North Dakota (31-8-5)	Dean Blais	4-2	Boston College	Providence, R.I.	11,484	69,421
2001	Boston College (33-8-2)	Jerry York	3-2 (ot)	North Dakota	Albany, N.Y.	13,667	77,168
2002	Minnesota (32-8-4)	Don Lucia	4-3 (ot)	Maine	St. Paul, Minn.	19,324	94,135
2003	Minnesota (30-8-9)	Don Lucia	5-1	New Hampshire	Buffalo, N.Y.	18,759	121,261
2004	Denver (27-12-5)	George Gwozdecky	1-0	Maine	Boston	18,597	96,327
2005	Denver (32-9-2)	George Gwozdecky	4-1	North Dakota	Columbus, Ohio	17,155	—

#Participation in the tournament vacated by the NCAA Committee on Infractions.

Attendance figures from 1948-79 are from game summaries or newspaper accounts; figures from 1980 to present are from NCAA financial reports.

Leading Scorers, Year-by-Year

Year	Player, School	G	A	P	Year	Player, School	G	A	P
1948	Wally Gacek, Michigan	5	3	8	1965	Gordon Wilkie, Michigan	0	5	5
1949	Gil Burford, Michigan	3	4	7	1965	Gary Milroy, Michigan Tech	3	3	6
1950	Chris Ray, Colorado Col.	5	4	9	1966	John McLennan, Clarkson	1	4	5
	Tony Frasca, Colorado Col.	3	6	9	1967	Walt Stanowski, Cornell	2	2	4
1951	Omer Brandt, Colorado Col.	3	3	6		Brian McAndrew, Michigan St.	2	2	4
1952	George Chin, Michigan	2	2	4		Tom Mikkola, Michigan St.	2	2	4
	Doug Philpott, Michigan	1	3	4	1968	Brian Cornell, Cornell	4	0	4
1953	George Chin, Michigan	2	4	6		John Hughes, Cornell	0	4	4
	Doug Philpott, Michigan	3	3	6	1969	Keith Magnuson, Denver	1	5	6
1954	Dick Dougherty, Minnesota	6	3	9	1970	Bob Poffenroth, Wisconsin	2	5	7
					1971	Dean Blais, Minnesota	4	1	5
					1972	Ron Anderson, Boston U.	2	2	4
						Ric Jordan, Boston U.	2	2	4
						Dave Wesner, Cornell	4	0	4
						Gary Winchester, Wisconsin	3	1	4

Year	Player, School	G	A	P
1973	*Peter McNabb, Denver	3	5	8
	(Bob Reardon, Boston College)	4	1	5
1974	Jim McMahon, Harvard	3	3	6
1975	Bob D'Alvise, Michigan Tech	3	3	6
	Terry Meagher, Boston U.	5	1	6
	Bill Robbins, Boston U.	0	6	6
1976	Tom Vannelli, Minnesota	2	5	7
1977	Rick Meagher, Boston U.	4	3	7
	Dave Silk, Boston U.	5	2	7
1978	Jack O'Callahan, Boston U.	0	6	6
	Dave Silk, Boston U.	3	3	6
1979	Mark Taylor, North Dakota	1	5	6
1980	Phil Sykes, North Dakota	3	4	7
1981	Aaron Broten, Minnesota	6	7	13
1982	Phil Sykes, North Dakota	6	2	8
1983	Pat Flatley, Wisconsin	3	6	9
1984	Lyle Phair, Michigan St.	3	5	8
1985	Bill Watson, Minn. Duluth	3	6	9
1986	Lane MacDonald, Harvard	4	7	11
	Mitch Messier, Michigan St.	5	6	11
1987	Tony Hrkac, North Dakota	3	9	12
1988	Pete Lappin, St. Lawrence	5	3	8
1989	Rob Gaudreau, Providence	6	4	10
1990	Tony Amonte, Boston U.	7	6	13
1991	Dave Trombley, Clarkson	3	8	11
1992	Brian Rolston, Lake Superior St.	4	4	8
1993	Jim Montgomery, Maine	5	4	9
1994	Gerald Tallaire, Lake Superior St.	3	7	10
1995	Nick Checco, Minnesota	3	2	5
	Kaj Linna, Boston U.	3	2	5
	Steve Thornton, Boston U.	1	4	5
1996	Brendan Concannon, Mass.-Lowell	2	4	6
	Brendan Morrison, Michigan	2	4	6
	Bill Muckalt, Michigan	4	2	6
1997	Casey Hankinson, Minnesota	3	3	6
	Matt Henderson, North Dakota	4	2	6
1998	Matt Herr, Michigan	2	4	6
	Mark Kosick, Michigan	3	3	6
1999	Steve Kariya, Maine	4	4	8
2000	Brian Gionta, Boston College	4	3	7
2001	Bryan Lundbohm, North Dakota	2	5	7
2002	Robert Liscak, Maine	4	3	7
2003	Thomas Vanek, Minnesota	5	3	8
2004	Evan Schwabe, Minn. Duluth	2	4	6
2005	Gabe Gauthier, Denver	6	5	11

*Participation in the tournament vacated by the NCAA Committee on Infractions.

All-Tournament Teams

*Most Outstanding Player(s).
#Participation in tournament vacated.

1948
G—Bernie Burke, Boston College
D—Connie Hill, Michigan
D—Ron Newson, Colorado Col.
F—Wally Grant, Michigan
F—Bill Riley, Dartmouth
F—Joe Riley, Dartmouth *

1949
G—Dick Desmond, Dartmouth *
D—Ed Songin, Boston College
D—Mike Thayer, Dartmouth
F—Wally Grant, Michigan
F—Jack Mulhern, Boston College
F—Joe Riley, Dartmouth

1950
G—Ralph Bevins, Boston U. *
D—Ross Smith, Michigan
D—Jim Starrak, Colorado Col.
F—Bill Anderson, Boston U.
F—Tony Frasca, Colorado Col.
F—Jack Garrity, Boston U.

1951
G—Don Whiston, Brown *
D—Bob Heathcott, Michigan
D—Jim Starrak, Colorado Col.
F—Gil Burford, Michigan
F—Neil Celley, Michigan
F—John Matchefts, Michigan

1952
G—Ken Kinsley, Colorado Col. *
D—Jim Haas, Michigan
D—Len Maccini, Colorado Col.
F—George Chin, Michigan
F—John McKennell, Michigan
F—Doug Philpott, Michigan

1953
G—Jimmy Mattson, Minnesota
D—Alex MacLellan, Michigan
D—Tom Wegleitner, Minnesota
F—John Matchefts, Michigan *
F—Dick Meredith, Minnesota
F—Abbie Moore, Rensselaer

1954
G—Bob Fox, Rensselaer
D—Jim Pope, Rensselaer
D—Ken Yackel, Minnesota
F—Frank Chiarelli, Rensselaer
F—John Mayasich, Minnesota
F—Abbie Moore, Rensselaer *
F—Gordie Peterkin, Rensselaer

1955
G—Lorne Howes, Michigan
D—Phil Hilton, Colorado Col. *
D—Doug Silverberg, Colorado Col.
F—Bill Cleary, Harvard
F—Bill MacFarland, Michigan
F—Tom Rendall, Michigan

1956
G—Lorne Howes, Michigan *
D—Bob Pitts, Michigan
D—Bob Schiller, Michigan
F—Pete Aubry, Michigan Tech
F—Tom Rendall, Michigan
F—Ed Switzer, Michigan

1957
G—Ed MacDonald, Clarkson
D—Bob Pitts, Michigan
D—Don Wishart, Colorado Col.
F—Bill Hay, Colorado Col.
F—Bob McCusker, Colorado Col. *
F—Tom Rendall, Michigan

1958
G—Rodney Schneck, Denver
D—Bill Steenson, North Dakota
D—Ed Zemrau, Denver
F—Murray Massier, Denver *
F—Bob Van Lammers, Clarkson
F—Jim Brown, Denver

1959
G—Joe Selinger, Michigan St.
D—Joe Jangro, Boston College
D—Pat Presley, St. Lawrence
F—Reg Morelli, North Dakota *
F—Bill MacKenzie, Michigan St.
F—Ed Thomlinson, North Dakota

1960
G—Barry Urbanski, Boston U. *
D—Marty Howe, Denver
D—George Konik, Denver
F—Lou Angotti, Michigan Tech *
F—Paul Coppo, Michigan Tech
F—Bob Marquis, Boston U. *

1961
G—Mike Larson, Minnesota
D—Marty Howe, Denver
D—Grant Munro, Denver
F—Trent Beaty, Denver
F—Bill Masterton, Denver *
F—Jerry Walker, Denver

1962
G—Richie Broadbelt, St. Lawrence
D—Henry Akervall, Michigan Tech
D—Elov Seger, Michigan Tech
F—Lou Angotti, Michigan Tech *
F—Red Berenson, Michigan
F—John Ivanitz, Michigan Tech

1963
G—Tom Apprille, Boston College
D—George Goodacre, North Dakota

D—Don Ross, North Dakota
F—Al McLean, North Dakota *
F—Dave Merrifield, North Dakota
F—Don Stokaluk, North Dakota

1964
G—Bob Gray, Michigan *
D—Tom Polonic, Michigan
D—Wayne Smith, Denver
F—Andy Herrebut, Denver
F—Bill Staub, Denver
F—Gordon Wilkie, Michigan

1965
G—Tony Esposito, Michigan Tech
D—Dennis Huculak, Michigan Tech
D—Pete Leiman, Michigan Tech
F—John Cunniff, Boston College
F—Gary Milroy, Michigan Tech *
F—Wayne Weller, Michigan Tech

1966
G—Gaye Cooley, Michigan St. *
D—Don Heaphy, Michigan St.
D—Wayne Smith, Denver
F—Mike Coppo, Michigan St.
F—Tom Hurley, Clarkson
F—Brian McAndrew, Michigan St.

1967
G—Ken Dryden, Cornell
D—Harry Orr, Cornell
D—Walt Stanowski, Cornell *
F—Mike Doran, Cornell
F—Tom Mikkola, Michigan St.
F—Jim Quinn, Boston U.

1968
G—Gerry Powers, Denver *
D—Terry Abram, North Dakota
D—Keith Magnuson, Denver
F—Bryan Cornell, Cornell
F—Bob Munro, North Dakota
F—Bob Trembecky, Denver

1969
G—Gerry Powers, Denver
D—Keith Magnuson, Denver *
D—Bruce Pattison, Cornell
F—Brian Cornell, Cornell
F—Tom Miller, Denver
F—Bob Trembecky, Denver

1970
G—Bruce Bullock, Clarkson
D—Steve Giuliani, Cornell
D—Dan Lodboa, Cornell *
F—John Hughes, Cornell
F—Rick Magnuson, Clarkson
F—Bob Poffenroth, Wisconsin

1971
G—Dan Brady, Boston U. *
D—Bob Brown, Boston U.
D—Bruce McIntosh, Minnesota
F—Dean Blais, Minnesota
F—Don Cahoon, Boston U.
F—Steve Stirling, Boston U.

1972
G—Tim Regan, Boston U. *
D—Bob Brown, Boston U.
D—Ric Jordan, Boston U.
F—John Danby, Boston U.
F—Bob Krieger, Denver
F—Dave Westner, Cornell
F—Gary Winchester, Wisconsin

1973
G—Jim Makey, Wisconsin
D—Bruce Affleck, Denver #
D—John Taft, Wisconsin
F—Stan Hinkley, Wisconsin
F—Peter McNab, Denver #
F—Dean Talafous, Wisconsin *

1974
G—Brad Shelstad, Minnesota *
D—Les Auge, Minnesota
D—Jim Nahrgang, Michigan Tech
F—Steve Jensen, Michigan Tech
F—Jim McMahon, Harvard
F—Mike Polich, Minnesota

1975

G—Jim Warden, Michigan Tech *
 D—Reed Larson, Minnesota
 D—Bob Lorimer, Michigan Tech
 F—Bob D'Alvise, Michigan Tech
 F—Steve Jensen, Michigan Tech
 F—Warren Miller, Minnesota

1976

No team named
 MOP—Tom Vannelli, F, Minnesota

1977

G—Julian Baretta, Wisconsin *
 D—Craig Norwich, Wisconsin
 D—John Taft, Wisconsin
 F—Dave Debol, Michigan
 F—Rick Meagher, Boston U.
 F—Dave Silk, Boston U.

1978

G—Paul Skidmore, Boston College
 D—Dick Lamby, Boston U.
 D—Jack O'Callahan, Boston U. *
 F—Mark Fidler, Boston U.
 F—Joe Mullen, Boston College
 F—Dave Silk, Boston U.

1979

G—Steve Janaszak, Minnesota *
 D—Mike Ramsey, Minnesota
 D—Howard Walker, North Dakota
 F—Steve Christoff, Minnesota
 F—Eric Strobel, Minnesota
 F—Mark Taylor, North Dakota

1980

G—Steve Weeks, Northern Mich.
 D—Mark Chorney, North Dakota
 D—Tom Laidlaw, Northern Mich.
 F—Roy Kerling, Cornell
 F—Doug Smail, North Dakota *
 F—Phil Sykes, North Dakota

1981

G—Marc Behrend, Wisconsin *
 D—Mike Knoke, Minnesota
 D—Tim Watters, Michigan Tech
 F—Steve Bozek, Northern Mich.
 F—Aaron Broten, Minnesota
 F—John Newberry, Wisconsin

1982

G—Darren Jensen, North Dakota
 D—Bruce Driver, Wisconsin
 D—James Patrick, North Dakota
 F—Cary Eades, North Dakota
 F—John Newberry, Wisconsin
 F—Phil Sykes, North Dakota *

1983

G—Marc Behrend, Wisconsin *
 D—Chris Chelios, Wisconsin
 D—Mark Fusco, Harvard
 F—Pat Flatley, Wisconsin
 F—Scott Fusco, Harvard
 F—Paul Houck, Wisconsin

1984

G—Rick Kosti, Minn. Duluth
 G—Gary Kruzich, Bowling Green *
 D—Dave Ellett, Bowling Green
 D—Gary Galley, Bowling Green
 F—Dean Barsness, North Dakota
 F—Bob Lasko, Minn. Duluth
 F—Lyle Phair, Michigan St.

1985

G—Chris Terreri, Providence *
 D—Tim Friday, Rensselaer
 D—Ken Hammond, Rensselaer
 F—Adam Oates, Rensselaer
 F—George Servinis, Rensselaer
 F—Bill Watson, Minn. Duluth

1986

G—Norm Foster, Michigan St.
 D—Mark Benning, Harvard
 D—Don McSween, Michigan St.
 F—Allen Bourbeau, Harvard
 F—Mike Donnelly, Michigan St. *
 F—Jeff Parker, Michigan St.

1987

G—Ed Belfour, North Dakota
 D—Ian Kidd, North Dakota
 D—Chris Luongo, Michigan St.
 D—Don McSween, Michigan St.
 F—Tony Hrkac, North Dakota *
 F—Bob Joyce, North Dakota
 F—Corey Millen, Minnesota

1988

G—Bruce Hoffort, Lake Superior St. *
 D—Kord Cernich, Lake Superior St.
 D—Brian McColgan, St. Lawrence
 F—David Capuano, Maine
 F—Mike de Carle, Lake Superior St.
 F—Pete Lappin, St. Lawrence

1989

G—Allain Roy, Harvard
 D—Todd Richards, Minnesota
 D—Kevin Sneddon, Harvard
 F—Jon Anderson, Minnesota
 F—Ted Donato, Harvard *
 F—Lane MacDonald, Harvard

1990

G—Duane Derksen, Wisconsin
 D—Rob Andringa, Wisconsin
 D—Mark Osiecki, Wisconsin
 F—John Byce, Wisconsin
 F—Joel Gardner, Colgate
 F—Chris Tancill, Wisconsin *

1991

G—Bill Pye, Northern Mich.
 D—Lou Melone, Northern Mich.
 D—Brad Werenka, Northern Mich.
 F—Tony Amonte, Boston U.
 F—Scott Beattie, Northern Mich. *
 F—Jean-Yves Roy, Maine

1992

G—Darrin Madeley, Lake Superior St.
 D—Mark Astley, Lake Superior St.
 D—Barry Richter, Wisconsin #
 F—Paul Constantin, Lake Superior St. *
 F—Brian Rolston, Lake Superior St.
 F—Jason Zent, Wisconsin #

1993

G—Garth Snow, Maine
 D—Chris Imes, Maine
 D—Michael Smith, Lake Superior St.
 F—Paul Kariya, Maine
 F—Jim Montgomery, Maine *
 F—Brian Rolston, Lake Superior St.

1994

G—Blaine Lacher, Lake Superior St.
 D—Keith Aldridge, Lake Superior St.
 D—Steven Barnes, Lake Superior St.
 F—Clayton Beddoes, Lake Superior St.
 F—Mike Pomichter, Boston U.
 F—Sean Tallaire, Lake Superior St. *

1995

G—Blair Allison, Maine
 D—Chris Imes, Maine
 D—Kaj Linna, Boston U.
 F—Shawn Bates, Boston U.
 F—Chris O'Sullivan, Boston U. *
 F—Dan Shermerhorn, Maine

1996

G—Marty Turco, Michigan
 D—Steven Halko, Michigan
 D—Scott Swanson, Colorado Col.
 F—Peter Geronazzo, Colorado Col.
 F—Brendan Morrison, Michigan *
 F—Martin St. Louis, Vermont

1997

G—Aaron Schweitzer, North Dakota
 D—Curtis Murphy, North Dakota
 D—Tom Poti, Boston U.
 F—Chris Drury, Boston U.
 F—Matt Henderson, North Dakota *
 F—David Hoogsteen, North Dakota

1998

G—Marty Turco, Michigan *
 D—Bubba Berenzweig, Michigan

D—Mike Mottau, Boston College
 F—Mark Kosick, Michigan
 F—Josh Langfeld, Michigan
 F—Marty Reasoner, Boston College

1999

G—Alfie Michaud, Maine *
 D—David Cullen, Maine
 D—Jayme Filipowicz, New Hampshire
 F—Niko Dimifrakos, Maine
 F—Jason Krog, New Hampshire
 F—Mike Souza, New Hampshire

2000

G—Karl Goehring, North Dakota
 D—Mike Mottau, Boston College
 D—Mike Commodore, North Dakota
 F—Bryan Lundbohm, North Dakota
 F—Jeff Farkas, Boston College
 F—Lee Goren, North Dakota *

2001

G—Scott Clemmensen, Boston College
 D—Rob Scuderi, Boston College
 D—Travis Roche, North Dakota
 F—Krys Kolanos, Boston College
 F—Bryan Lundbohm, North Dakota
 F—Chuck Kobasew, Boston College *

2002

G—Adam Hauser, Minnesota
 D—Peter Metcalf, Maine
 D—Michael Schutte, Maine
 F—John Pohl, Minnesota
 F—Robert Liscak, Maine
 F—Grant Potulny, Minnesota *

2003

G—Travis Weber, Minnesota
 D—Matt DeMarchi, Minnesota
 D—Paul Martin, Minnesota
 F—Nathan Martz, New Hampshire
 F—Steve Saviano, New Hampshire
 F—Thomas Vanek, Minnesota *

2004

G—Adam Berkhoel, Denver *
 D—Prestin Ryan, Maine
 D—Ryan Caldwell, Denver
 F—Connor James, Denver
 F—Junior Lessard, Minn. Duluth
 F—Dustin Penner, Maine

2005

G—Peter Mannino, Denver *
 D—Matt Carle, Denver
 D—Brett Skinner, Denver
 F—Gabe Gauthier, Denver
 F—Travis Zajac, North Dakota
 F—Paul Stastny, Denver

Individual Records

(Note: Records established beginning in 1981 are from eight-team format. Records established beginning in 1988 are from 12-team format. Records established beginning in 1992 are from 12-team, single-elimination format. The bracket was expanded to 16 teams, with a single-elimination format, in 2003.)

ALL GAMES**GOALS**

5—Carl Lawrence, Colorado Col. vs. Boston College, 1950 (semifinal); Gil Burford, Michigan vs. Boston College, 1950 (third place).

GOALS, TOURNAMENT

7—Bob McCusker, Colorado Col., 1957 (2 games); Shawn Heaphy, Michigan St., 1989 (5 games); Tony Amonte, Boston U., 1990 (7 games).

GOALS, CAREER

14—Corey Millen, Minnesota, 1983 and 1985-87.

FASTEST GAME-OPENING GOAL

:06—David Emma, Boston College vs. Minnesota, 1990 (quarterfinal).

FASTEST CONSECUTIVE GOALS

:13—Bert Dunn, Michigan vs. Boston U., 1953 (semifinal).

FASTEST HAT TRICK

4:20—Warren Miller, Minnesota vs. Harvard, 1975 (semifinal, third period).

ASSISTS

5—Bob Poffenroth, Wisconsin vs. Michigan Tech, 1970 (third place); Kevin Miller, Michigan St. vs. Boston College, 1986 (first round, Game 1); Gino Guyer, Minnesota vs. Mercyhurst, 2003 (West Regional semifinal)

ASSISTS, TOURNAMENT

9—Tony Hrkac, North Dakota, 1987 (4 games); Shawn McEachern, Boston U., 1990 (7 games).

ASSISTS, CAREER

17—Larry Olimb, Minnesota, 1989-92.

POINTS

7—John Mayasich, Minnesota vs. Boston College, 1954 (semifinal) (3 goals, 4 assists).

POINTS, TOURNAMENT

13—Aaron Broten, Minnesota, 1981 (4 games, 6 goals, 7 assists); Tony Amonte, Boston U., 1990 (7 games, 7 goals, 6 assists).

POINTS, CAREER

23—Jim Dowd, Lake Superior St., 1988-91 (8 goals, 15 assists).

PENALTIES

8—Randy Skarda, Minnesota vs. Maine, 1988 (third place).

FEWEST GOALS ALLOWED, TOURNAMENT

(Min. 2 Games and played in half of the team minutes)

1—Ken Dryden, Cornell, 1967 (74 saves, 2 games); Gerry Powers, Denver, 1968 (31 saves, 2 games); Tim Regan, Boston U., 1972 (65 saves, 2 games); Jordan Parise, North Dakota, 2004 (37 saves, 2 games).

SHUTOUTS, TOURNAMENT

2—Adam Berkhoel, Denver, 2004 (vs. North Dakota and vs. Maine).

SHUTOUTS, CAREER

2—Marty Turco, Michigan, 1995-98; Karl Goehring, North Dakota, 1999-01; Adam Berkhoel, Denver, 2002-04.

SAVES

77—Rick DiPietro, Boston U. vs. St. Lawrence, 2000 (East Regional, 4 ot)

SAVES, TOURNAMENT

185—Chris Terreri, Providence, 1985 (4 games).

SAVES, CAREER

356—Scott Clemmensen, Boston College, 1998-01.

SAVE PERCENTAGE, TOURNAMENT

(Min. 2 Games and 100 Minutes)

.986—Ken Dryden, Cornell, 1967 (1 goal allowed, 71 saves).

SAVE PERCENTAGE, CAREER

(Min. 4 Games and 200 Minutes)

.948—Chris Terreri, Providence, 1983 and 1985 (15 goals allowed, 275 saves).

GOALS-AGAINST AVERAGE, TOURNAMENT

(Min. 2 Games and 100 Minutes)

0.50—Ken Dryden, Cornell, 1967 (1 goal allowed); Gerry Powers, Denver, 1968 (1 goal allowed); Tim Regan, Boston U., 1972 (1 goal allowed); Jordan Parise, North Dakota, 2004 (1 goal allowed).

GOALS-AGAINST AVERAGE, CAREER

(Min. 4 Games and 200 Minutes)

1.50—Gerry Powers, Denver, 1968-69 (6 goals allowed).

GOALIE VICTORIES, TOURNAMENT

4—Nine players (most recent: Adam Berkhoel, Denver, 2004).

GOALIE VICTORIES, CAREER

10—Scott Clemmensen, Boston College, 1998-2001 (3 losses).

GOALIE WINNING PERCENTAGE, CAREER

(Min. 4 Decisions)

1.000—Six players (best perfect record: 5-0, Darren Jensen, North Dakota, 1980 and 1982).

CHAMPIONSHIP GAME**GOALS**

4—Chris Ray, Colorado Col. vs. Boston U., 1950; Bob McCusker, Colorado Col. vs. Michigan, 1957; Doug Smail, North Dakota vs. Northern Mich., 1980.

FASTEST GAME-OPENING GOAL

:20—Luc St. Jean, Clarkson vs. Cornell, 1970.

FASTEST CONSECUTIVE GOALS

:51—John MacMillan, Denver vs. Michigan Tech, 1960 (third period).

FASTEST HAT TRICK

4:35—Jim Montgomery, Maine vs. Lake Superior St., 1993 (third period).

ASSISTS

4—Tom Vannelli, Minnesota vs. Michigan Tech, 1976; Phil Sykes, North Dakota vs. Northern Mich., 1980; Gerald Tallaire, Lake Superior St. vs. Boston U., 1994.

POINTS

6—Wally Gacek, Michigan vs. Dartmouth, 1948 (3 goals, 3 assists); Chris Ray, Colorado Col. vs. Boston U., 1950 (4 goals, 2 assists); Bob McCusker, Colorado Col. vs. Michigan, 1957 (4 goals, 2 assists).

PENALTIES

4—Bunt Hubchik, Colorado Col. vs. Michigan, 1955; Ed Zemrau, Denver vs. North Dakota, 1958; Bob Pallante, Michigan Tech vs. Clarkson, 1962; Craig Woodcroft, Colgate vs. Wisconsin, 1990.

FEWEST GOALS ALLOWED

0—Gerry Powers, Denver vs. North Dakota, 1968; Tim Regan, Boston U. vs. Cornell, 1972; Adam Berkhoel, Denver vs. Maine, 2004.

SAVES

55—Rick Kostj, Minn. Duluth vs. Bowling Green, 1984 (4 ot).

Team Records

(Note: Records established beginning in 1981 are from eight-team format. Records established beginning in 1988 are from 12-team format. Records established beginning in 1992 are from 12-team, single-elimination format. The bracket was expanded to 16 teams, with a single-elimination format, in 2003.)

ALL GAMES**GOALS**

14—Michigan vs. Boston U., (2), 1953 (semifinal); Minnesota vs. Boston College (1), 1954 (semifinal).

GOALS, BOTH TEAMS

19—Colorado Col. (13) vs. Michigan (6), 1957 (final).

GOALS, PERIOD

10—Colorado Col. vs. Boston U., 1950 (final, third).

GOALS, BOTH TEAMS, PERIOD

13—Colorado Col. (10) vs. Boston U. (3), 1950 (final, third).

GOALS, TOURNAMENT

30—Boston U., 1990 (seven games).

GOALS, LOSING TEAM

7—Boston U. vs. Brown (8), 1976 (third place); Boston U. vs. Northern Mich. (8), 1991 (final, 3 ot).

FEWEST GOALS

0—29 times (most recent: Two times in 2005).

FEWEST GOALS, BOTH TEAMS

1—Cornell (1) vs. North Dakota (0), 1967 (semifinal); Denver (1) vs. Harvard (0), 1971 (third place); Boston College (1) vs. Ohio St. (0), 2003 (East Regional semifinal); Denver (1) vs. North Dakota (0), 2004 (West Regional final); Denver (1) vs. Maine (0), 2004 (National final); Minnesota (1) vs. Maine (0) (ot), 2005 (West Regional semifinal).

WINNING MARGIN

13—Minnesota (14) vs. Boston College (1), 1954 (semifinal).

LARGEST MARGIN OVERCOME

4—Wisconsin (6) vs. Cornell (5), 1973 (trailed 4-0, semifinal, ot); Boston U. (6) vs. New Hampshire (5), 1977 (trailed 5-1, third place).

FASTEST CONSECUTIVE GOALS

:05—Michigan (Gordon McMillan and Wally Gacek) vs. Dartmouth, 1948 (final).

FASTEST CONSECUTIVE GOALS, BOTH TEAMS

:07—Michigan Tech (Bill Terry), then Minnesota (Aaron Broten), 1981 (semifinal).

ASSISTS

19—Boston U. vs. Harvard, 1975 (third place, 10 goals).

ASSISTS, BOTH TEAMS

27—Boston U. (19) vs. Harvard (8), 1975 (third place, 15 goals).

ASSISTS, TOURNAMENT

52—Clarkson, 1991 (6 games).

FEWEST ASSISTS (EXCLUDING SHUTOUTS)

0—12 times (most recent: Maine (2) vs. Wisconsin (1) (ot), 2004 [East Regional final, 2 goals]).

FEWEST ASSISTS, BOTH TEAMS

2—Clarkson (1) vs. Harvard (1), 1957 (third place, 3 goals); Cornell (2) vs. North Dakota (0), 1967 (semifinal, 1 goal); Denver (2) vs. Harvard (0), 1971 (third place, 1 goal); Minn. Duluth (1) vs. North Dakota (1), 1984 (semifinal, 3 goals, ot); Maine (0) vs. Wisconsin (2), 2004 (East Regional final, 3 goals, ot).

POINTS

30—Colorado Col. vs. Michigan, 1957 (final, 13 goals, 17 assists); Denver vs. St. Lawrence, 1961 (final, 12 goals, 18 assists).

POINTS, BOTH TEAMS

42—Boston U. (10 goals, 19 assists) vs. Harvard (5 goals, 8 assists), 1975 (third place).

POINTS, TOURNAMENT

81—Clarkson, 1991 (29 goals, 52 assists, 6 games).

FEWEST POINTS (EXCLUDING SHUTOUTS)

1—10 times (most recent: Quinnipiac vs. Cornell, 2002 East Regional first round, 1 goal).

FEWEST POINTS, BOTH TEAMS

2—Boston College (1 goal, 1 assist) vs. Ohio St., 2003 (East Regional semifinal); Denver (1 goal, 1 assist) vs. Maine, 2004 (National final).

PENALTIES

23—Minnesota vs. Maine, 1988 (third place).

PENALTIES, BOTH TEAMS

43—Minnesota (23) vs. Maine (20), 1988 (third place).

FEWEST PENALTIES

0—Boston College vs. Michigan, 1950 (third place); Michigan vs. Boston College, 1950 (third place); Boston U. vs. Denver, 1960 (semifinal); Harvard vs. Boston U., 1974 (third place); Miami (Ohio) vs. Cornell, 1997 (West Regional).

FEWEST PENALTIES, BOTH TEAMS

0—Michigan vs. Boston College, 1950 (third place).

SHOTS ON GOAL

80—St. Lawrence vs. Boston U., 2000 (East Regional second round, 4 ot)

SHOTS ON GOAL, BOTH TEAMS

154—Boston U. (74) vs. St. Lawrence (80), 2000 (East Regional second round, 4 ot)

SHOTS ON GOAL, PERIOD

26—Minnesota vs. Providence, 1983 (third place, third, 2 goals).

SHOTS ON GOAL, BOTH TEAMS, PERIOD

40—Minnesota (23) vs. Michigan St. (17), 1986 (semifinal, second, 5 goals).

FEWEST SHOTS ON GOAL

9—Boston College vs. Denver, 1968 (semifinal, 1 goal).

FEWEST SHOTS ON GOAL, BOTH TEAMS

38—Denver (29) vs. Boston College (9), 1968 (semifinal, 5 goals).

FEWEST SHOTS ON GOAL, PERIOD

0—Wisconsin vs. Cornell, 1970 (semifinal, third); Northern Mich. vs. Harvard, 1993 (East Regional, third).

FEWEST SHOTS ON GOAL, BOTH TEAMS, PERIOD

6—Harvard (6) vs. Northern Mich. (0), 1993 (East Regional, third, 0 goals).

LONGEST GAME

123:53—St. Lawrence (3) vs. Boston U. (2), 2000 (East Regional second round, 4 ot)

CHAMPIONSHIP GAME

GOALS

13—Colorado Col. vs. Boston U. (4), 1950; Colorado Col. vs. Michigan (6), 1957.

GOALS, BOTH TEAMS

19—Colorado Col. (13) vs. Michigan (6), 1957.

GOALS, PERIOD

10—Colorado Col. vs. Boston U., 1950 (third).

GOALS, BOTH TEAMS, PERIOD

13—Colorado Col. (10) vs. Boston U. (3), 1950 (third).

GOALS, LOSING TEAM

7—Boston U. vs. Northern Mich. (8), 1991 (3 ot).

FEWEST GOALS

0—North Dakota vs. Denver (4), 1968; Cornell vs. Boston U. (4), 1972; Maine vs. Denver (1), 2004.

FEWEST GOALS, BOTH TEAMS

1—Denver (1) vs. Maine (0), 2004.

WINNING MARGIN

10—Denver (12) vs. St. Lawrence (2), 1961.

LARGEST MARGIN OVERCOME

3—Minnesota (6) vs. Michigan Tech (4), 1976 (trailed 3-0); Northern Mich. (8) vs. Boston U. (7), 1991 (trailed 3-0, 3 ot).

FASTEST CONSECUTIVE GOALS

:05—Michigan (Gordon McMillan and Wally Gacek) vs. Dartmouth, 1948 (third period).

FASTEST CONSECUTIVE GOALS, BOTH TEAMS

:08—Boston U. (Jack Garrity), then Colorado Col. (Tony Frasca), 1950.

ASSISTS

18—Denver vs. St. Lawrence, 1961 (12 goals).

ASSISTS, BOTH TEAMS

23—Northern Mich. (12) vs. Boston U. (11), 1991 (3 ot) (15 goals).

FEWEST ASSISTS (EXCLUDING SHUTOUTS)

1—Brown vs. Michigan, 1951 (1 goal); Colorado Col. vs. Michigan, 1952 (1 goal); Clarkson vs. Michigan Tech, 1962 (1 goal); Denver vs. Maine, 2004 (1 goal).

FEWEST ASSISTS, BOTH TEAMS

1—Denver (1) vs. Maine (0), 2004 (1 goal).

POINTS

30—Colorado Col. vs. Michigan, 1957 (13 goals, 17 assists); Denver vs. St. Lawrence, 1961 (12 goals, 18 assists).

POINTS, BOTH TEAMS

40—Colorado Col. (13 goals, 17 assists) vs. Michigan (6 goals, 4 assists), 1957.

FEWEST POINTS (EXCLUDING SHUTOUTS)

2—Brown vs. Michigan, 1951 (1 goal, 1 assist); Colorado Col. vs. Michigan, 1952 (1 goal, 1 assist); Clarkson vs. Michigan Tech, 1962 (1 goal, 1 assist); Denver vs. Maine, 2004 (1 goal, 1 assist).

FEWEST POINTS, BOTH TEAMS

2—Denver (1 goal, 1 assist) vs. Maine (0 goals, 0 assists), 2004.

PENALTIES

18—Colgate vs. Wisconsin, 1990.

PENALTIES, BOTH TEAMS

32—Colgate (18) vs. Wisconsin (14), 1990.

FEWEST PENALTIES

1—Michigan Tech vs. Denver, 1960.

FEWEST PENALTIES, BOTH TEAMS

4—Brown (2) vs. Michigan (2), 1951.

SHOTS ON GOAL

60—Bowling Green vs. Minn. Duluth, 1984 (4 ot) (5 goals).

SHOTS ON GOAL, BOTH TEAMS

96—Bowling Green (60) vs. Minn. Duluth (36), 1984 (4 ot) (9 goals).

SHOTS ON GOAL, PERIOD

23—Colorado Col. vs. Michigan, 1955 (third, 2 goals); North Dakota vs. Denver, 2005 (third, 0 goals).

SHOTS ON GOAL, BOTH TEAMS, PERIOD

36—Michigan Tech (22) vs. Michigan (14), 1956 (first, 7 goals).

FEWEST SHOTS ON GOAL

17—Denver vs. North Dakota, 1963 (5 goals).

FEWEST SHOTS ON GOAL, BOTH TEAMS

41—North Dakota (23) vs. Michigan St. (18), 1987 (8 goals).

FEWEST SHOTS ON GOAL, PERIOD (EXCLUDING OVERTIME)

2—Denver vs. North Dakota, 1963 (third, 1 goal); Michigan St. vs. North Dakota, 1987 (first, 0 goals); Boston U. vs. Lake Superior St., 1994 (first, 0 goals).

FEWEST SHOTS ON GOAL, BOTH TEAMS, PERIOD (EXCLUDING OVERTIME)

8—Colorado Col. (5) vs. Michigan (3), 1996 (first, 1 goal).

LONGEST GAME

97:11—Bowling Green (5) vs. Minn. Duluth (4), 1984 (4 ot).

LARGEST CROWD

19,324—Minnesota (4) vs. Maine (3), 2002, Xcel Energy Center, St. Paul, Minnesota (ot).

Won-Lost-Tied Records in Tournament Play

(Note: Third-place game not played in 1948 and discontinued after 1989. Since then, both semifinal losers are awarded third place.)

Team (Years Participated)	Yrs.	Won	Lost	Tied	Pct.	1st	2nd	3rd	4th
Alas. Anchorage (1990-91-92)	3	2	5	0	.286	0	0	0	0
Bemidji St. (2005)	1	0	1	0	.000	0	0	0	0
Boston College (1948-49-50-54-56-59-63-65-68-73-78-84-85-86-87-89-90-91-98-99-2000-01-03-04-05)	25	27	35	0	.435	2	4	6	6
Boston U. (1950-51-53-60-66-67-71-72-74-75-76-77-78-84-86-90-91-92-93-94-95-96-97-98-2000-02-03-05)	28	33	28	0	.541	4	5	8	3
Bowling Green (1977-78-79-82-84-87-88-89-90)	9	7	13	1	.357	1	0	1	0
Brown (1951-65-76-93)	4	2	5	0	.286	0	1	1	1
Clarkson (1957-58-62-63-66-70-81-82-84-90-91-92-93-95-96-97-98-99)	18	12	21	1	.368	0	3	4	0
Colgate (1981-90-2000-05)	4	3	5	0	.375	0	1	0	0
Colorado Col. (1948-49-50-51-52-55-57-78-95-96-97-98-99-2001-02-03-05)	17	17	17	0	.500	2	3	3	2
Cornell (1967-68-69-70-72-73-80-81-86-91-96-97-2002-03-05)	15	15	16	0	.484	2	2	2	2
Dartmouth (1948-49-79-80)	4	4	4	0	.500	0	2	2	0
Denver* (1958-60-61-63-64-66-68-69-71-72-86-95-97-99-2002-04-05)	17	25	13	0	.658	7	2	2	2
Ferris St. (2003)	1	1	1	0	.500	0	0	0	0
Harvard (1955-57-58-69-71-74-75-82-83-85-86-87-88-89-93-94-2002-03-04-05)	20	14	28	1	.337	1	2	3	6
Holy Cross (2004)	1	0	1	0	.000	0	0	0	0
Lake Superior St. (1985-88-89-90-91-92-93-94-95-96)	10	20	11	1	.641	3	1	0	0
Maine (1987-88-89-90-91-92-93-95-99-2000-01-02-03-04-05)	15	26	17	0	.605	2	3	3	1
Mass.-Lowell (1988-94-96)	3	2	3	1	.417	0	0	0	0
Mercyhurst (2001-03-05)	3	0	3	0	.000	0	0	0	0
Merrimack (1988)	1	2	2	0	.500	0	0	0	0
Miami (Ohio) (1993-97-2004)	3	0	3	0	.000	0	0	0	0
Michigan (1948-49-50-51-52-53-54-55-56-57-62-64-77-91-92-93-94-95-96-97-98-99-2000-01-02-03-04-05)	28	44	21	0	.677	9	2	11	0
Michigan St. (1959-66-67-82-83-84-85-86-87-88-89-90-92-94-95-96-97-98-99-2000-01-02-04)	23	24	26	1	.480	2	2	5	1
Michigan Tech (1956-60-62-65-69-70-74-75-76-81)	10	13	9	0	.591	3	4	1	2
Minnesota (1953-54-61-71-74-75-76-79-80-81-83-85-86-87-88-89-90-91-92-93-94-95-96-97-2001-02-03-04-05)	29	49	32	0	.605	5	6	6	2
Minn. Duluth (1983-84-85-93-2004)	5	8	7	0	.533	0	1	2	0
Minn. St. Mankato (2003)	1	0	1	0	.000	0	0	0	0
New Hampshire (1977-79-82-83-92-94-95-97-98-99-2000-02-03-04-05)	15	12	19	0	.387	0	2	2	3
Niagara (2000-04)	2	1	2	0	.333	0	0	0	0
North Dakota (1958-59-63-65-67-68-79-80-82-84-87-90-97-98-99-2000-01-03-04-05)	20	34	15	0	.694	7	5	2	1
Northeastern (1982-88-94)	3	3	3	1	.500	0	0	1	0
Northern Mich. (1980-81-89-91-92-93-99)	7	10	9	0	.526	1	1	0	1

Team (Years Participated)

	Yrs.	Won	Lost	Tied	Pct.	1st	2nd	3rd	4th
Notre Dame (2004)	1	0	1	0	.000	0	0	0	0
Ohio St. (1998-99-2003-04-05)	5	2	5	0	.286	0	0	1	0
Princeton (1998)	1	0	1	0	.000	0	0	0	0
Providence (1964-78-81-83-85-89-91-96-2001)	9	9	15	0	.375	0	1	1	1
Quinnipiac (2002)	1	0	1	0	.000	0	0	0	0
Rensselaer (1953-54-61-64-84-85-94-95)	8	7	8	1	.469	2	0	2	1
St. Cloud St. (1989-2000-01-02-03)	5	0	6	0	.000	0	0	0	0
St. Lawrence (1952-55-56-59-60-61-62-83-87-88-89-92-99-2000-01)	15	5	24	0	.172	0	2	2	5
Vermont (1988-96-97)	3	1	4	0	.200	0	0	1	0
Wayne St. (Mich.) (2003)	1	0	1	0	.000	0	0	0	0
Western Mich. (1986-94-96)	3	0	4	0	.000	0	0	0	0
Wisconsin* (1970-72-73-77-78-81-82-83-88-89-90-91-93-94-95-98-2000-01-04-05)	20	29	18	2	.612	5	1	2	1
Yale (1952-98)	2	1	2	0	.333	0	0	1	0

*Record adjusted by the NCAA Committee on Infractions.

All-Time Results

1948 Semifinals: Dartmouth 8, Colorado Col. 4; Michigan 6, Boston College 4 (ot). **Championship:** Michigan 8, Dartmouth 4.

1949 Semifinals: Dartmouth 4, Michigan 2; Boston College 7, Colorado Col. 3. **Third Place:** Michigan 10, Colorado Col. 4. **Championship:** Boston College 4, Dartmouth 3.

1950 Semifinals: Colorado Col. 10, Boston College 3; Boston U. 4, Michigan 3. **Third Place:** Michigan 10, Boston College 6. **Championship:** Colorado Col. 13, Boston U. 4.

1951 Semifinals: Michigan 8, Boston U. 2; Brown 8, Colorado Col. 4. **Third Place:** Boston U. 7, Colorado Col. 4. **Championship:** Michigan 7, Brown 1.

1952 Semifinals: Michigan 9, St. Lawrence 3; Colorado Col. 4, Yale 3. **Third Place:** Yale 4, St. Lawrence 1. **Championship:** Michigan 4, Colorado Col. 1.

1953 Semifinals: Minnesota 3, Rensselaer 2; Michigan 14, Boston U. 2. **Third Place:** Rensselaer 6, Boston U. 3. **Championship:** Michigan 7, Minnesota 3.

1954 Semifinals: Minnesota 14, Boston College 1; Rensselaer 6, Michigan 4. **Third Place:** Michigan 7, Boston College 2. **Championship:** Rensselaer 5, Minnesota 4 (ot).

1955 Semifinals: Michigan 7, Harvard 3; Colorado Col. 2, St. Lawrence 1. **Third Place:** Harvard 6, St. Lawrence 3. **Championship:** Michigan 5, Colorado Col. 3.

1956 Semifinals: Michigan Tech 10, Boston College 4; Michigan 2, St. Lawrence 1 (ot). **Third Place:** St. Lawrence 6, Boston College 2. **Championship:** Michigan 7, Michigan Tech 5.

1957 Semifinals: Colorado Col. 5, Clarkson 3; Michigan 6, Harvard 1. **Third Place:** Clarkson 2, Harvard 1 (2 ot). **Championship:** Colorado Col. 13, Michigan 6.

1958 Semifinals: Denver 6, Clarkson 2; North Dakota 9, Harvard 1. **Third Place:** Clarkson 5, Harvard 1. **Championship:** Denver 6, North Dakota 2.

1959 Semifinals: Michigan St. 4, Boston College 3; North Dakota 4, St. Lawrence 3 (ot). **Third Place:** Boston College 7, St. Lawrence 6 (2 ot). **Championship:** North Dakota 4, Michigan St. 3 (ot).

1960 Semifinals: Michigan Tech 13, St. Lawrence 3; Denver 6, Boston U. 4. **Third Place:** Boston U. 7, St. Lawrence 6. **Championship:** Denver 5, Michigan Tech 3.

1961 Semifinals: St. Lawrence 6, Rensselaer 3; Denver 6, Minnesota 1. **Third Place:** Minnesota 4, Rensselaer 3. **Championship:** Denver 12, St. Lawrence 2.

1962 Semifinals: Clarkson 5, Michigan 4; Michigan Tech 6, St. Lawrence 1. **Third Place:** Michigan 5, St. Lawrence 1. **Championship:** Michigan Tech 7, Clarkson 1.

1963 Semifinals: North Dakota 8, Boston College 2; Denver 6, Clarkson 2. **Third Place:** Clarkson 5, Boston College 3. **Championship:** North Dakota 6, Denver 5.

1964 Semifinals: Denver 4, Rensselaer 1; Michigan 3, Providence 2. **Third Place:** Rensselaer 2, Providence 1. **Championship:** Michigan 6, Denver 3.

1965 Semifinals: Boston College 4, North Dakota 3; Michigan Tech 4, Brown 0. **Third Place:** North Dakota 9, Brown 5. **Championship:** Michigan Tech 8, Boston College 2.

1966 Semifinals: Clarkson 4, Denver 3; Michigan St. 2, Boston U. 1. **Third Place:** Denver 4, Boston U. 3. **Championship:** Michigan St. 6, Clarkson 1.

1967 Semifinals: Cornell 1, North Dakota 0; Boston U. 4, Michigan St. 2. **Third Place:** Michigan St. 6, North Dakota 1. **Championship:** Cornell 4, Boston U. 1.

1968 Semifinals: Denver 4, Boston College 1; North Dakota 3, Cornell 1. **Third Place:** Cornell 6, Boston College 1. **Championship:** Denver 4, North Dakota 0.

1969 Semifinals: Denver 9, Harvard 2; Cornell 4, Michigan Tech 3 (ot). **Third Place:** Harvard 6, Michigan Tech 5 (2 ot). **Championship:** Denver 4, Cornell 3.

1970 Semifinals: Cornell 2, Wisconsin 1; Clarkson 4, Michigan Tech 3. **Third Place:** Wisconsin 6, Michigan Tech 5. **Championship:** Cornell 6, Clarkson 4.

1971 Semifinals: Boston U. 4, Denver 2; Minnesota 6, Harvard 5 (ot). **Third Place:** Denver 1, Harvard 0. **Championship:** Boston U. 4, Minnesota 2.

1972 Semifinals: Boston U. 4, Wisconsin 1; Cornell 7, Denver 2. **Third Place:** Wisconsin 5, Denver 2. **Championship:** Boston U. 4, Cornell 0.

1973 Semifinals: *Denver 10, Boston College 4; Wisconsin 6, Cornell 5 (ot). **Third Place:** Boston College 3, Cornell 1. **Championship:** Wisconsin 4, *Denver 2.

*Denver's participation in the 1973 tournament vacated by the NCAA Committee on Infractions.

1974 Semifinals: Minnesota 5, Boston U. 4; Michigan Tech 6, Harvard 5 (ot). **Third Place:** Boston U. 7, Harvard 5. **Championship:** Minnesota 4, Michigan Tech 2.

1975 Semifinals: Minnesota 6, Harvard 4; Michigan Tech 9, Boston U. 5. **Third Place:** Boston U. 10, Harvard 5. **Championship:** Michigan Tech 6, Minnesota 1.

1976 Semifinals: Michigan Tech 7, Brown 6 (2 ot); Minnesota 4, Boston U. 2. **Third Place:** Brown 8, Boston U. 7. **Championship:** Minnesota 6, Michigan Tech 4.

1977 First Round: Michigan 7, Bowling Green 5. **Semifinals:** Michigan 6, Boston U. 4; Wisconsin 4, New Hampshire 3 (ot). **Third Place:** Boston U. 6, New Hampshire 5. **Championship:** Wisconsin 6, Michigan 5 (ot).

1978 First Round: Bowling Green 5, Colorado Col. 3; Boston U. 5, Providence 3. **Semifinals:** Boston U. 5, Wisconsin 2; Boston College 6, Bowling Green 2. **Third Place:** Bowling Green 4, Wisconsin 3. **Championship:** Boston U. 5, Boston College 3.

1979 First Round: Minnesota 6, Bowling Green 3. **Semifinals:** Minnesota 4, New Hampshire 3; North Dakota 4, Dartmouth 2. **Third Place:** Dartmouth 7, New Hampshire 3. **Championship:** Minnesota 4, North Dakota 3.

1980 First Round: Northern Mich. 4, Minnesota 3. **Semifinals:** North Dakota 4, Dartmouth 1; Northern

Mich. 5, Cornell 4. **Third Place:** Dartmouth 8, Cornell 4. **Championship:** North Dakota 5, Northern Mich. 2.

(Note: From 1981-88, first-round series based on two-game total-goals format.)

1981 Quarterfinals: Wisconsin 3, Clarkson 2; Wisconsin 6, Clarkson 6 (Wisconsin wins, 9-8). Northern Mich. 7, Cornell 3; Cornell 4, Northern Mich. 3 (Northern Mich. wins, 10-7). Michigan Tech 7, Providence 3; Michigan Tech 6, Providence 5 (Michigan Tech wins, 13-8). Minnesota 9, Colgate 4; Minnesota 5, Colgate 4 (Minnesota wins, 14-8). **Semifinals:** Minnesota 7, Michigan Tech 2; Wisconsin 5, Northern Mich. 1. **Third Place:** Michigan Tech 5, Northern Mich. 2. **Championship:** Wisconsin 6, Minnesota 3.

1982 Quarterfinals: Northeastern 2, Bowling Green 2; Northeastern 3, Bowling Green 2 (ot) (Northeastern wins, 5-4). North Dakota 5, Clarkson 1; North Dakota 2, Clarkson 1 (North Dakota wins, 7-2). Wisconsin 6, Harvard 1; Wisconsin 4, Harvard 3 (Wisconsin wins, 10-4). New Hampshire 3, Michigan St. 2; New Hampshire 6, Michigan St. 2 (New Hampshire wins, 9-4). **Semifinals:** North Dakota 6, Northeastern 2; Wisconsin 5, New Hampshire 0. **Third Place:** Northeastern 10, New Hampshire 4. **Championship:** North Dakota 5, Wisconsin 2.

1983 Quarterfinals: Harvard 6, Michigan St. 5; Harvard 3, Michigan St. 3 (Harvard wins, 9-8). Providence 7, Minn. Duluth 3; Providence 3, Minn. Duluth 2 (Providence wins, 10-5). Minnesota 9, New Hampshire 6; Minnesota 7, New Hampshire 2 (Minnesota wins, 16-8); Wisconsin 6, St. Lawrence 2; Wisconsin 7, St. Lawrence 1 (Wisconsin wins, 13-3). **Semifinals:** Wisconsin 2, Providence 0; Harvard 5, Minnesota 3. **Third Place:** Providence 4, Minnesota 3. **Championship:** Wisconsin 6, Harvard 2.

1984 Quarterfinals: Boston U. 6, Bowling Green 3; Bowling Green 5, Boston U. 1 (Bowling Green wins, 8-7). North Dakota 5, Rensselaer 4; North Dakota 4, Rensselaer 2 (North Dakota wins, 9-6). Michigan St. 6, Boston College 2; Michigan St. 7, Boston College 6 (Michigan St. wins, 13-8). Minn. Duluth 6, Clarkson 2; Clarkson 6, Minn. Duluth 3 (Minn. Duluth wins, 9-8). **Semifinals:** Minn. Duluth 2, North Dakota 1 (ot); Bowling Green 2, Michigan St. 1. **Third Place:** North Dakota 6, Michigan St. 5 (ot). **Championship:** Bowling Green 5, Minn. Duluth 4 (4 ot).

1985 Quarterfinals: Michigan St. 3, Providence 2; Providence 4, Michigan St. 2 (Providence wins, 6-5). Minnesota 7, Boston College 5; Boston College 4, Minnesota 1 (Boston College wins, 9-8). Rensselaer 7, Lake Superior St. 3; Rensselaer 3, Lake Superior St. 3 (Rensselaer wins, 10-6). Minn. Duluth 4, Harvard 2; Minn. Duluth 4, Harvard 2 (Minn. Duluth wins, 8-4). **Semifinals:** Providence 4, Boston College 3 (3 ot); Rensselaer 6, Minn. Duluth 5 (3 ot). **Third Place:** Minn. Duluth 7, Boston College 6 (ot). **Championship:** Rensselaer 2, Providence 1.

1986 Quarterfinals: Minnesota 6, Boston U. 4; Minnesota 5, Boston U. 3 (Minnesota wins, 11-7). Michigan St. 6, Boston College 4; Michigan St. 4, Boston College 2 (Michigan St. wins, 10-6). Denver 4, Cornell 2; Cornell 4, Denver 3 (Denver wins, 7-6). Harvard 4, Western Mich. 2; Harvard 7, Western Mich. 2 (Harvard wins, 11-4). **Semifinals:** Michigan St. 6, Minnesota 4; Harvard 5, Denver 2. **Third Place:** Minnesota 6, Denver 4. **Championship:** Michigan St. 6, Harvard 5.

CHAMPIONSHIP RESULTS

1987 Quarterfinals: North Dakota 3, St. Lawrence 1; North Dakota 6, St. Lawrence 3 (North Dakota wins, 9-4). Harvard 7, Bowling Green 1; Harvard 3, Bowling Green 0 (Harvard wins, 10-1). Michigan St. 6, Maine 2; Michigan St. 5, Maine 3 (Michigan St. wins, 11-5). Minnesota 4, Boston College 1; Boston College 3, Minnesota 2 (Minnesota wins, 6-4). **Semifinals:** North Dakota 5, Harvard 2; Michigan St. 5, Minnesota 3. **Third Place:** Minnesota 6, Harvard 3. **Championship:** North Dakota 5, Michigan St. 3.

1988 First Round: Bowling Green 5, Vermont 1 (Bowling Green wins, 10-2). Northeastern 5, Merrimack 3; Merrimack 7, Northeastern 3 (Merrimack wins, 10-8). Wisconsin 7, Mass.-Lowell 1; Wisconsin 4, Mass.-Lowell 4 (Wisconsin wins, 11-5). Michigan St. 6, Harvard 5; Michigan St. 5, Harvard 3 (Michigan St. wins, 11-8). **Quarterfinals:** Maine 5, Bowling Green 1; Maine 4, Bowling Green 3 (Maine wins, 9-4). Merrimack 4, Lake Superior St. 3; Lake Superior St. 5, Merrimack 0 (Lake Superior St. wins, 8-4). St. Lawrence 7, Wisconsin 0; Wisconsin 4, St. Lawrence 3 (St. Lawrence wins, 10-4). Minnesota 4, Michigan St. 2; Minnesota 4, Michigan St. 3 (Minnesota wins, 8-5). **Semifinals:** Lake Superior St. 6, Maine 3; St. Lawrence 3, Minnesota 2. **Third Place:** Maine 5, Minnesota 2. **Championship:** Lake Superior St. 4, St. Lawrence 3 (ot).

(Note: From 1989-91, first-round and quarterfinal series were best-of-three.)

1989 First Round: Northern Mich. 9, Providence 5; Providence 4, Northern Mich. 2; Providence 2, Northern Mich. 0 (Providence wins series, 2-1). Wisconsin 3, St. Lawrence 1; Wisconsin 4, St. Lawrence 2 (Wisconsin wins series, 2-0). Lake Superior St. 6, St. Cloud St. 3; Lake Superior St. 4, St. Cloud St. 2 (Lake Superior St. wins series, 2-0). Boston College 8, Bowling Green 5; Boston College 4, Bowling Green 2 (Boston College wins series, 2-0). **Quarterfinals:** Providence 8, Maine 6; Maine 3, Providence 2; Maine 4, Providence 3 (2 ot) (Maine wins series, 2-1). Minnesota 4, Wisconsin 2; Minnesota 4, Wisconsin 2 (Minnesota wins series, 2-0). Harvard 4, Lake Superior St. 2; Harvard 5, Lake Superior St. 2 (Harvard wins series, 2-0). Boston College 6, Michigan St. 3; Michigan St. 7, Boston College 2; Michigan St. 5, Boston College 4 (ot) (Michigan St. wins series, 2-1). **Semifinals:** Harvard 6, Michigan St. 3; Minnesota 7, Maine 4. **Third Place:** Michigan St. 7, Maine 4. **Championship:** Harvard 4, Minnesota 3 (ot).

1990 First Round: Minnesota 6, Clarkson 1; Minnesota 5, Clarkson 1 (Minnesota wins series, 2-0). Maine 8, Bowling Green 4; Maine 5, Bowling Green 2 (Maine wins series, 2-0). Lake Superior St. 6, Alas. Anchorage 2; Lake Superior St. 10, Alas. Anchorage 3 (Lake Superior St. wins series, 2-0). North Dakota 8, Boston U. 5; Boston U. 5, North Dakota 3; Boston U. 5, North Dakota 0 (Boston U. wins series, 2-1). **Quarterfinals:** Boston College 4, Minnesota 2; Minnesota 2, Boston College 1; Boston College 6, Minnesota 1 (Boston College wins series, 2-1). Wisconsin 7, Maine 3; Wisconsin 4, Maine 3 (ot) (Wisconsin wins series, 2-0). Colgate 3, Lake Superior St. 2; Colgate 2, Lake Superior St. 1 (Colgate wins series, 2-0). Michigan St. 6, Boston U. 3; Boston U. 5, Michigan St. 3; Boston U. 5, Michigan St. 3 (Boston U. wins series, 2-1). **Semifinals:** Colgate 3, Boston U. 2; Wisconsin 2, Boston College 1. **Championship:** Wisconsin 7, Colgate 3.

1991 First Round: Providence 4, Minnesota 3; Minnesota 8, Providence 4; Minnesota 8, Providence 3 (Minnesota wins series, 2-1). Alas. Anchorage 3, Boston College 2; Alas. Anchorage 3, Boston College 1 (Alas. Anchorage wins series, 2-0). Cornell 5, Michigan 4 (ot); Michigan 6, Cornell 4; Michigan 9, Cornell 3 (Michigan wins series, 2-1). Clarkson 8, Wisconsin 3; Clarkson 5, Wisconsin 4 (Clarkson wins series, 2-0). **Quarterfinals:** Maine 4, Minnesota 0; Maine 5, Minnesota 3 (Maine wins series, 2-0). Northern Mich. 8, Alas. Anchorage 5; Northern Mich. 5, Alas. Anchorage 3 (Northern Mich. wins series, 2-0). Boston U. 4, Michigan 1; Boston U. 8,

Michigan 1 (Boston U. wins series, 2-0). Clarkson 7, Lake Superior St. 3; Lake Superior St. 6, Clarkson 2; Clarkson 4, Lake Superior St. 3 (Clarkson wins series, 2-1).

Semifinals: Northern Mich. 5, Maine 3; Boston U. 7, Clarkson 3. **Championship:** Northern Mich. 8, Boston U. 7 (3 ot).

(Note: From 1992-02, single-elimination format with two teams from each regional advancing to the semifinals.)

1992 East Regional: Michigan St. 4, Boston U. 2; *Wisconsin 4, New Hampshire 2; *Wisconsin 5, St. Lawrence 2 (*Wisconsin advances); Michigan St. 3, Maine 2 (Michigan St. advances). **West Regional:** Northern Mich. 8, Clarkson 4; Lake Superior St. 7, Alas. Anchorage 3; Lake Superior St. 8, Minnesota 3 (Lake Superior St. advances); Michigan 7, Northern Mich. 6 (Michigan advances). **Semifinals:** Lake Superior St. 4, Michigan St. 2; *Wisconsin 4, Michigan 2. **Championship:** Lake Superior St. 5, *Wisconsin 3.

*Wisconsin's participation in the 1992 tournament vacated by the NCAA Committee on Infractions.

1993 East Regional: Northern Mich. 3, Harvard 2 (2 ot); Minnesota 2, Clarkson 1; Boston U. 4, Northern Mich. 1 (Boston U. advances); Maine 6, Minnesota 2 (Maine advances). **West Regional:** Wisconsin 3, Miami (Ohio) 1; Minn. Duluth 7, Brown 3; Michigan 4, Wisconsin 3 (ot) (Michigan advances); Lake Superior St. 4, Minn. Duluth 3 (Lake Superior St. advances). **Semifinals:** Maine 4, Michigan 3 (ot); Lake Superior St. 6, Boston U. 1. **Championship:** Maine 5, Lake Superior St. 4.

1994 East Regional: Wisconsin 6, Western Mich. 3; New Hampshire 2, Rensselaer 0; Boston U. 4, Wisconsin 1 (Boston U. advances); Harvard 7, New Hampshire 1 (Harvard advances). **West Regional:** Lake Superior St. 6, Northeastern 5 (ot); Mass.-Lowell 4, Michigan St. 3; Lake Superior St. 5, Michigan 4 (ot) (Lake Superior St. advances); Minnesota 2, Mass.-Lowell 1 (2 ot) (Minnesota advances). **Semifinals:** Lake Superior St. 3, Harvard 2 (ot); Boston U. 4, Minnesota 1. **Championship:** Lake Superior St. 9, Boston U. 1.

1995 East Regional: Denver 9, New Hampshire 2; Lake Superior St. 5, Clarkson 4; Maine 4, Denver 2 (Maine advances); Boston U. 6, Lake Superior St. 2 (Boston U. advances). **West Regional:** Minnesota 3, Rensselaer 0; Wisconsin 5, Michigan St. 3; Minnesota 5, Colorado Col. 2 (Minnesota advances); Michigan 4, Wisconsin 3 (Michigan advances). **Semifinals:** Maine 4, Michigan 3 (3 ot); Boston U. 7, Minnesota 3. **Championship:** Boston U. 6, Maine 2.

1996 East Regional: Lake Superior St. 5, Cornell 4; Clarkson 6, Western Mich. 1; Vermont 2, Lake Superior St. 1 (Vermont advances); Boston U. 3, Clarkson 2 (Boston U. advances). **West Regional:** Minnesota 5, Providence 1; Mass.-Lowell 6, Michigan St. 2; Michigan 4, Minnesota 3 (Michigan advances); Colorado Col. 5, Mass.-Lowell 3 (Colorado Col. advances). **Semifinals:** Colorado Col. 4, Vermont 3 (2 ot); Michigan 4, Boston U. 0. **Championship:** Michigan 3, Colorado Col. 2 (ot).

1997 East Regional: Colorado Col. 3, New Hampshire 2; Denver 6, Vermont 3; Colorado Col. 5, Clarkson 4 (Colorado Col. advances); Boston U. 4, Denver 3 (ot) (Boston U. advances). **West Regional:** Cornell 4, Miami (Ohio) 2; Minnesota 6, Michigan St. 3; North Dakota 6, Cornell 2 (North Dakota advances); Michigan 7, Minnesota 4 (Michigan advances). **Semifinals:** North Dakota 6, Colorado Col. 2; Boston U. 3, Michigan 2. **Championship:** North Dakota 6, Boston U. 4.

1998 East Regional: Colorado Col. 3, Clarkson 1; New Hampshire 7, Wisconsin 4; Boston College 6, Colorado Col. 1 (Boston College advances); New Hampshire 4, Boston U. 3 (ot) (New Hampshire advances). **West Regional:** Ohio St. 4, Yale 0; Michigan 2, Princeton 1; Ohio St. 4, Michigan St. 3 (ot) (Ohio St. advances); Michigan 4, North Dakota 3 (Michigan advances). **Semifinals:** Michigan 4, New Hampshire 0; Boston

College 5, Ohio St. 2. **Championship:** Michigan 3, Boston College 2 (ot).

1999 East Regional: Maine 4, Ohio St. 2; Michigan 5, Denver 3; Maine 7, Clarkson 2 (Maine advances); New Hampshire 2, Michigan 1 (ot) (New Hampshire advances). **West Regional:** Colorado Col. 5, St. Lawrence 2; Boston College 2, Northern Mich. 1; Michigan St. 4, Colorado Col. 3 (Michigan St. advances); New Hampshire 5, Michigan St. 3. **Championship:** Maine 3, New Hampshire 2 (ot).

2000 East Regional: Boston U. 5, St. Cloud St. 3; Michigan 4, Colgate 3 (ot); St. Lawrence 3, Boston U. 2 (4 ot) (St. Lawrence advances); Maine 5, Michigan 2 (Maine advances). **West Regional:** Niagara 4, New Hampshire 1; Boston College 6, Michigan St. 5 (ot); North Dakota 4, Niagara 1 (North Dakota advances); Boston College 4, Wisconsin 1 (Boston College advances). **Semifinals:** North Dakota 2, Maine 0; Boston College 4, St. Lawrence 2. **Championship:** North Dakota 4, Boston College 2.

2001 East Regional: Colorado Col. 3, St. Lawrence 2 (2 ot); Maine 5, Minnesota 4 (ot); North Dakota 4, Colorado Col. 1 (North Dakota advances); Boston College 3, Maine 1 (Boston College advances). **West Regional:** Wisconsin 4, Providence 1; Michigan 4, Mercyhurst 3; Michigan St. 5, Wisconsin 1 (Michigan St. advances); Michigan 4, St. Cloud St. 3 (Michigan advances). **Semifinals:** North Dakota 2, Michigan St. 0; Boston College 4, Michigan 2. **Championship:** Boston College 3, North Dakota 2 (ot).

2002 East Regional: Cornell 6, Quinnipiac 1; Maine 4, Harvard 3 (ot); New Hampshire 4, Cornell 3 (New Hampshire advances); Maine 4, Boston U. 3 (Maine advances). **West Regional:** Colorado Col. 2, Michigan St. 0; Michigan 4, St. Cloud St. 2; Minnesota 4, Colorado Col. 2 (Minnesota advances); Michigan 5, Denver 3 (Michigan advances). **Semifinals:** Maine 7, New Hampshire 2; Minnesota 3, Michigan 2. **Championship:** Minnesota 4, Maine 3 (ot).

(Note: From 2003 to the present, single-elimination format with one team from each regional advancing to the semifinals.)

2003 East Regional: Cornell 5, Minn. St. Mankato 2; Boston College 1, Ohio St. 0; Cornell 2, Boston College 1 (ot). **Northeast Regional:** Boston U. 6, Harvard 4; New Hampshire 5, St. Cloud St. 2; New Hampshire 3, Boston U. 0. **Midwest Regional:** Colorado Col. 4, Wayne St. (Mich.) 2; Michigan 2, Maine 1; Michigan 5, Colorado Col. 3. **West Regional:** Ferris St. 5, North Dakota 2; Minnesota 9, Mercyhurst 2; Minnesota 7, Ferris St. 4. **Semifinals:** New Hampshire 3, Cornell 2; Minnesota 3, Michigan 2. **Championship:** Minnesota 5, New Hampshire 1.

2004 East Regional: Maine 5, Harvard 4; Wisconsin 1, Ohio St. 0 (ot); Maine 2, Wisconsin 1 (ot). **Northeast Regional:** Michigan 4, New Hampshire 1; Boston College 5, Niagara 2; Boston College 3, Michigan 2 (ot). **Midwest Regional:** Minn. Duluth 5, Michigan St. 0; Minnesota 5, Notre Dame 2; Minn. Duluth 3, Minnesota 1. **West Regional:** North Dakota 3, Holy Cross 0; Denver 3, Miami (Ohio) 2; Denver 1, North Dakota 0. **Semifinals:** Denver 5, Minn. Duluth 3; Maine 2, Boston College 1. **Championship:** Denver 1, Maine 0.

2005 East Regional: Boston College 5, Mercyhurst 4; North Dakota 4, Boston U. 0; North Dakota 6, Boston College 3. **Northeast Regional:** New Hampshire 3, Harvard 2 (ot); Denver 4, Bemidji St. 3 (ot); Denver 4, New Hampshire 2. **Midwest Regional:** Colorado Col. 6, Colgate 5; Michigan 4, Wisconsin 1; Colorado Col. 4, Michigan 3. **West Regional:** Cornell 3, Ohio St. 2; Minnesota 1, Maine 0 (ot); Minnesota 2, Cornell 1 (ot). **Semifinals:** North Dakota 4, Minnesota 2; Denver 6, Colorado Col. 2. **Championship:** Denver 4, North Dakota 1.

Men's Ice Hockey



DIVISION II DISCONTINUED IN 1999

History

Team Results

Year	Champion (Record)	Coach	Score	Runner-Up	Host	Championship Game Attendance	Championship Total Attendance
1978	Merrimack (21-9-2)	Thom Lawler	12-2	Lake Forest	American Int'l	2,409	—
1979	Mass.-Lowell (27-6)	Bill Riley	6-4	Minn. St. Mankato	Merrimack	1,273	3,012
1980	Minn. St. Mankato (30-9-1)	Don Brose	5-2	Elmira	Elmira	2,966	5,232
1981	Mass.-Lowell (27-5)	Bill Riley	5-4	Plattsburgh St.	Merrimack	3,974	3,769
1982	Mass.-Lowell (31-4)	Bill Riley	6-1	Plattsburgh St.	Mass.-Lowell	3,200	14,140
1983	Rochester Inst. (23-9)	Brian Mason	4-2	Bemidji St.	Mass.-Lowell	500	12,280
1984	Bemidji St. (31-0)	Bob Peters	*14-4	Merrimack	Bemidji St.	2,250	8,114
1993	Bemidji St. (24-7)	Bob Peters	10-6, 5-0	Mercyhurst	Bemidji St.	2,375	2,958
1994	Bemidji St. (21-9-3)	Bob Peters	3-5, 2-1, 2-1 (ot)	Ala.-Huntsville	Ala.-Huntsville	6,451	11,320
1995	Bemidji St. (24-7-2)	Bob Peters	6-2, 5-4	Mercyhurst	Mercyhurst	1,500	3,000
1996	Ala.-Huntsville (26-0-3)	Doug Ross	7-1, 3-0	Bemidji St.	Ala.-Huntsville	6,291	12,417
1997	Bemidji St. (25-7-2)	Bob Peters	3-2, 4-2	Ala.-Huntsville	Bemidji St.	3,150	6,100
1998	Ala.-Huntsville (24-3-3)	Doug Ross	6-2, 5-2	Bemidji St.	Ala.-Huntsville	5,103	9,484
1999	St. Michael's (16-10-2)	Lou DiMasi	4-4, 8-5	Southern N.H.	St. Michael's	1,120	2,233

*Two-game, total-goal series.

Leading Scorer, Year-by-Year

Year	Player, School	G	A	P
1978	Jim Toomey, Merrimack	1	6	7
1979	Craig MacTavish, Mass.-Lowell	4	2	6
1980	Mike Carr, Mass.-Lowell	3	3	6
1981	Tom Mulligan, Mass.-Lowell	3	4	7
1982	Scott Swanson, Gust. Adolphus	4	7	11
1983	Mike Carr, Mass.-Lowell	4	6	10
1984	Drey Bradley, Bemidji St.	2	8	10
1993	Jamie Erb, Bemidji St.	4	3	7
1994	Bernie Adlys, Bemidji St.	1	3	4
1995	Eric Fulton, Bemidji St.	3	2	5
	Jude Boulianne, Bemidji St.	1	4	5
1996	Tony Guzzo, Ala.-Huntsville	2	3	5
1997	Marc Lafleur, Bemidji St.	2	2	4
1998	Mike Hamlin, Ala.-Huntsville	1	2	3
	John McCabe, Ala.-Huntsville	2	1	3
	Colin Schmidt, Ala.-Huntsville	2	1	3
	Shane Stewart, Ala.-Huntsville	0	3	3
1999	Chuck Croteau, Southern N.H.	4	0	4
	Jason Harrington, St. Michael's	3	1	4

Most Outstanding Player

Note: Award not presented after 1984.

1978	Jim Toomey, f, Merrimack
1979	Craig MacTavish, f, Mass.-Lowell
1980	Steve Carroll, g, Minn. St. Mankato
1981	Tom Mulligan, def, Mass.-Lowell
1982	Paul Lohnes, def, Mass.-Lowell
1983	Dave Burkholder, g, Rochester Inst.
1984	Joel Otto, f, Bemidji St.

All-Tournament Teams

Note: Team not named after 1984.

1978	G—Gilles Moffet, Merrimack
	D—Dean Fraser, Merrimack
	D—Ron Bisplinghoff, Elmira

F—Jim Toomey, Merrimack
F—John Keeney, Elmira
F—John Pratt, Lake Forest

1979

G—Brian Doyle, Mass.-Lowell
D—Mike Weinkauf, Minn. St. Mankato
D—Mike O'Connor, Mass.-Lowell
F—Rob Feenie, Ill.-Chicago
F—Craig MacTavish, Mass.-Lowell
F—Tom Jacobs, Mass.-Lowell

1980

G—Steve Carroll, Minn. St. Mankato
D—Mike Weinkauf, Minn. St. Mankato
D—Chuck Blomquist, Elmira
F—Steve Forliti, Minn. St. Mankato
F—Tom Tidman, Mass.-Lowell
F—Dave Drew, Elmira
C—Jeff Cristina, Elmira

1981

G—Rick Strack, Plattsburgh St.
D—Tom Mulligan, Mass.-Lowell
D—Tod Wescott, Plattsburgh St.
F—Dean Jenkins, Mass.-Lowell
F—Pierre Brunett, Plattsburgh St.
F—Mike Carr, Mass.-Lowell

1982

G—John MacKenzie, Mass.-Lowell
D—Paul Lohnes, Mass.-Lowell
D—Rob Spath, Mass.-Lowell
F—Chip Grabowski, Plattsburgh St.
F—Mike Carr, Mass.-Lowell
F—Ken Kaiser, Mass.-Lowell

1983

G—Dave Burkholder, Rochester Inst.
D—Mark Burgholzer, Rochester Inst.
D—Tim Rood, Bemidji St.
F—Chris Johnstone, Rochester Inst.
F—Chuck Samar, Rochester Inst.
F—Paul Donato, Babson

1984

G—Galen Nagle, Bemidji St.
D—Drey Bradley, Bemidji St.

D—Dave Jerome, Bemidji St.
F—Joel Otto, Bemidji St.
F—Eric Gager, Bemidji St.
F—Tony Del Gaizo, Merrimack

Individual Records

(Note: Records established beginning in 1982 are from eight-team format; records established beginning in 1993 are from two-team format.)

ALL GAMES

GOALS

4—Jon Erickson, Gust. Adolphus (9) vs. St. Scholastica (1), 1982; Jamie Erb, Bemidji St. (10) vs. Mercyhurst (6), 1993.

GOALS, TOURNAMENT

7—Joel Otto, Bemidji St., 1984.

FASTEST GAME-OPENING GOAL

:08—Rick Hjelm, Gust. Adolphus vs. St. Scholastica, 1982.

FASTEST GOAL, START OF PERIOD

:08—Rick Hjelm, Gust. Adolphus vs. St. Scholastica, 1982 (first period).

FASTEST CONSECUTIVE GOALS

:19—Mark Kumpel, Mass.-Lowell vs. Oswego St., 1982 (second period).

FASTEST HAT TRICK

7:01—Eric Fulton, Bemidji St. vs. Mercyhurst, 1995 (third period).

ASSISTS

5—Jim Toomey, Merrimack vs. Lake Forest, 1978.

ASSISTS, TOURNAMENT

8—Drey Bradley, Bemidji St., 1984.

POINTS

6—Jim Toomey, Merrimack vs. Lake Forest, 1978 (1 goal, 5 assists); Lou Martin, Plattsburgh St. vs. Concordia-M'head, 1981 (2 goals, 4 assists).

POINTS, TOURNAMENT

11—Scott Swanson, Gust. Adolphus, 1982 (4 goals, 7 assists).

PENALTIES

6—Kerry Gladson, Ill.-Chicago vs. Mass.-Lowell, 1979.

PENALTIES, TOURNAMENT

7—Tom DeCouteau, Mercyhurst, 1993.

SHUTOUTS, TOURNAMENT

1—Todd Kreibich, Bemidji St., 1993; Derek Puppa, Ala.-Huntsville, 1996.

SAVES

56—Steve Carroll, Minn. St. Mankato vs. Salem St., 1979 (3 goals).

SAVES, PERIOD

26—Steve Carroll, Minn. St. Mankato vs. Salem St., 1979 (third, 1 goal).

SAVES, TOURNAMENT

136—Dave Burkholder, Rochester Inst., 1983 (4 games).

CHAMPIONSHIP GAME**GOALS**

4—Jamie Erb, Bemidji St. vs. Mercyhurst, 1993.

FASTEST GAME-OPENING GOAL

:14—Craig Matatall, Bemidji St. vs. Mercyhurst, 1995.

FASTEST GOAL, START OF PERIOD

:14—Craig Matatall, Bemidji St. vs. Mercyhurst, 1995 (first).

FASTEST CONSECUTIVE GOALS

1:00—Chuck Croteau, Southern N.H. vs. St. Michael's, 1999 (third period).

FASTEST HAT TRICK

7:01—Eric Fulton, Bemidji St. vs. Mercyhurst, 1995 (third period).

ASSISTS

5—Jim Toomey, Merrimack vs. Lake Forest, 1978.

POINTS

6—Jim Toomey, Merrimack vs. Lake Forest, 1978 (1 goal, 5 assists).

PENALTIES

5—Jon Johnson, Mercyhurst vs. Bemidji St., 1995.

FEWEST GOALS ALLOWED

0—Todd Kreibich, Bemidji St. vs. Mercyhurst, 1993; Derek Puppa, Ala.-Huntsville vs. Bemidji St., 1996.

SAVES

44—Steve Carroll, Minn. St. Mankato vs. Elmira, 1980; Mirko Pellizzari, Mercyhurst vs. Bemidji St., 1993; Neil Cooper, Bemidji St. vs. Ala.-Huntsville, 1997; Neil Cooper, Bemidji St. vs. Ala.-Huntsville, 1998.

SAVES, PERIOD

21—Mirko Pellizzari, Mercyhurst vs. Bemidji St., 1993 (third).

Team Records

(Note: Records established beginning in 1982 are from eight-team format; records established beginning in 1993 are from two-team format.)

ALL GAMES**GOALS**

12—Merrimack vs. Lake Forest (2), 1978.

GOALS, BOTH TEAMS

16—Mass.-Lowell (10) vs. Ill.-Chicago (6), 1979; Minn. St. Mankato (9) vs. Concordia-M'head (7), 1981; Bemidji St. (10) vs. Mercyhurst (6), 1993.

GOALS, PERIOD

8—Mass.-Lowell vs. Ill.-Chicago, 1979 (second).

GOALS, BOTH TEAMS, PERIOD

12—Lowell (8) vs. Ill.-Chicago (4), 1979 (second).

GOALS, TOURNAMENT

27—Gust. Adolphus, 1982 (four games); Bemidji St., 1984 (four games).

GOALS, LOSING TEAM

7—Merrimack vs. Mass.-Lowell (8), 1980; Minn. St. Mankato vs. Mass.-Lowell (8), 1981; Concordia-M'head vs. Minn. St. Mankato (9), 1981.

FEWEST GOALS

0—Mercyhurst vs. Bemidji St. (5), 1993; Bemidji St. vs. Ala.-Huntsville (3), 1996.

FEWEST GOALS, BOTH TEAMS

2—Plattsburgh St. (1) vs. Babson (1), 1982.

WINNING MARGIN

10—Merrimack (12) vs. Lake Forest (2), 1978.

FASTEST CONSECUTIVE GOALS

:11—Bemidji St. (Joel Otto, then Mark Lescarbeau) vs. Gust. Adolphus, 1983 (second period); Ala.-Huntsville (Tony Guzzo, then Wade Tulk) vs. Bemidji St., 1996 (second period).

FASTEST CONSECUTIVE GOALS, BOTH TEAMS

:04—Bemidji St. (Eric Fulton), then Mercyhurst (Jon Johnson), 1995 (third period).

ASSISTS

22—Merrimack vs. Lake Forest, 1978.

ASSISTS, BOTH TEAMS

29—Mass.-Lowell (15) vs. Merrimack (14), 1980; Minn. St. Mankato (15) vs. Concordia-M'head (14), 1981.

ASSISTS, TOURNAMENT

37—Bemidji St., 1984 (4 games).

POINTS

34—Merrimack vs. Lake Forest, 1978 (12 goals, 22 assists).

POINTS, BOTH TEAMS

45—Minn. St. Mankato (24) vs. Concordia-M'head (21), 1981.

POINTS, TOURNAMENT

64—Bemidji St., 1984 (4 games, 27 goals, 37 assists).

PENALTIES

24—Bemidji St. vs. Mercyhurst, 1995.

PENALTIES, BOTH TEAMS

45—Bemidji St. (24) vs. Mercyhurst (21), 1995.

PENALTIES, TOURNAMENT

46—Gust. Adolphus, 1982 (4 games); Mass.-Lowell, 1983 (4 games).

FEWEST PENALTIES

0—Elmira vs. Merrimack, 1980.

FEWEST PENALTIES, BOTH TEAMS

3—Elmira (0) vs. Merrimack (3), 1980.

SHOTS ON GOAL

64—Mass.-Lowell vs. Oswego St., 1983.

SHOTS ON GOAL, BOTH TEAMS

105—Bemidji St. (62) vs. Alas. Fairbanks (43), 1984.

SHOTS ON GOAL, PERIOD

27—Salem St. vs. Minn. St. Mankato, 1979 (third).

SHOTS ON GOAL, BOTH TEAMS, PERIOD

39—Bemidji St. (25) vs. Alas. Fairbanks (14), 1984 (first).

FEWEST SHOTS ON GOAL

14—Lake Forest vs. Merrimack, 1978.

FEWEST SHOTS ON GOAL, BOTH TEAMS

45—Bemidji St. (27) vs. Ala.-Huntsville (18), 1994.

FEWEST SHOTS ON GOAL, REGULATION PERIOD

2—Merrimack vs. Mass.-Lowell, 1982 (second); Plattsburgh St. vs. Mass.-Lowell, 1982 (second).

FEWEST SHOTS ON GOAL, BOTH TEAMS, REGULATION PERIOD

9—Rochester Inst. (4) vs. Bemidji St. (5), 1983 (first)

LONGEST GAME

72:31—Ill.-Chicago vs. Salem St., 1979 (2 ot).

CHAMPIONSHIP GAME**GOALS**

12—Merrimack vs. Lake Forest (2), 1978.

GOALS, BOTH TEAMS

16—Bemidji St. (10) vs. Mercyhurst (6), 1993.

GOALS, PERIOD

6—Mass.-Lowell vs. Plattsburgh St., 1982 (second).

GOALS, BOTH TEAMS, PERIOD

7—Bemidji St. (5) vs. Mercyhurst (2), 1993 (first); St. Michael's (4) vs. Southern N.H. (3), 1999 (third).

GOALS, LOSING TEAM

6—Mercyhurst vs. Bemidji St. (10), 1993.

FEWEST GOALS

0—Mercyhurst vs. Bemidji St. (5), 1993; Bemidji St. vs. Ala.-Huntsville (3), 1996.

FEWEST GOALS, BOTH TEAMS

3—Bemidji St. (2) vs. Ala.-Huntsville (1), 1994; Ala.-Huntsville (3) vs. Bemidji St. (0), 1996.

FEWEST GOALS ALLOWED

0—Bemidji St. vs. Mercyhurst, 1993; Ala.-Huntsville vs. Bemidji St., 1996.

WINNING MARGIN

10—Merrimack (12) vs. Lake Forest (2), 1978.

FASTEST CONSECUTIVE GOALS

:11—Ala.-Huntsville (Tony Guzzo, then Wade Tulk) vs. Bemidji St., 1996 (second period).

FASTEST CONSECUTIVE GOALS, BOTH TEAMS

:04—Bemidji St. (Eric Fulton), then Mercyhurst (Jon Johnson), 1995 (third period).

ASSISTS

22—Merrimack vs. Lake Forest, 1978 (12 goals).

ASSISTS, BOTH TEAMS

25—Merrimack (22) vs. Lake Forest (3), 1978 (14 goals).

POINTS

34—Merrimack vs. Lake Forest, 1978 (12 goals, 22 assists).

POINTS, BOTH TEAMS

39—Merrimack (12 goals, 22 assists) vs. Lake Forest (2 goals, 3 assists), 1978.

PENALTIES

24—Bemidji St. vs. Mercyhurst, 1995.

PENALTIES, BOTH TEAMS

45—Bemidji St. (24) vs. Mercyhurst (21), 1995.

FEWEST PENALTIES

3—Elmira vs. Minn. St. Mankato, 1980; Bemidji St. vs. Rochester Inst., 1983.

FEWEST PENALTIES, BOTH TEAMS

8—Bemidji St. (3) vs. Rochester Inst. (5), 1983.

SHOTS ON GOAL

57—Bemidji St. vs. Merrimack, 1984.

SHOTS ON GOAL, BOTH TEAMS

91—Bemidji St. (57) vs. Merrimack (34), 1984.

SHOTS ON GOAL, PERIOD

23—Ala.-Huntsville vs. Bemidji St., 1998 (second).

SHOTS ON GOAL, BOTH TEAMS, PERIOD

38—Ala.-Huntsville (23) vs. Bemidji St. (15), 1998 (second).

FEWEST SHOTS ON GOAL

14—Lake Forest vs. Merrimack, 1978.

FEWEST SHOTS ON GOAL, BOTH TEAMS

45—Bemidji St. (27) vs. Ala.-Huntsville (18), 1994.

FEWEST SHOTS ON GOAL, REGULATION PERIOD

2—Plattsburgh St. vs. Mass.-Lowell, 1982 (second).

FEWEST SHOTS ON GOAL, BOTH TEAMS, REGULATION PERIOD

9—Rochester Inst. (4) vs. Bemidji St. (5), 1983 (first).

LONGEST GAME

All games ended in regulation.

Won-Lost-Tied Records in Tournament Play

Minigames not included in team's won-lost record.

Team (Years Participated)	Yrs.	Won	Lost	Tied	Pct.	1st	2nd	3rd	4th
Ala.-Huntsville (1994-96-97-98)	4	5	3	0	.625	2	2	0	0
Alas. Fairbanks (1984)	1	0	2	0	.000	0	0	0	0
Babson (1982-83)	2	1	4	1	.250	0	0	0	1
Bemidji St. (1983-84-93-94-95-96-97-98)	8	13	7	0	.650	5	3	0	0
Concordia-M'head (1981)	1	0	2	0	.000	0	0	0	1
Elmira (1978-80)	2	1	3	0	.250	0	1	0	1
Gust. Adolphus (1982-83)	2	4	2	0	.667	0	0	1	0
Ill.-Chicago (1979)	1	1	1	0	.500	0	0	1	0
Lake Forest (1978)	1	1	1	0	.500	0	1	0	0
Mass.-Lowell (1979-80-81-82-83)	5	11	3	0	.786	3	0	2	0
Mercyhurst (1993-95)	2	0	4	0	.000	0	2	0	0
Merrimack (1978-80-82-84)	4	6	6	0	.500	1	1	0	2
Minn. St. Mankato (1978-79-80-81-82-83)	6	6	6	0	.500	1	1	2	0
Norwich (1983)	1	1	1	0	.500	0	0	0	0
Oswego St. (1982-83)	2	1	3	0	.250	0	0	0	0
Plattsburgh St. (1981-82)	2	3	2	1	.583	0	2	0	0
Rochester Inst. (1983)	1	3	1	0	.750	1	0	0	0
St. Michael's (1999)	1	1	0	1	.750	1	0	0	0
St. Scholastica (1982)	1	0	2	0	.000	0	0	0	0
Salem St. (1979)	1	0	2	0	.000	0	0	0	1
Southern N.H. (1984-99)	2	0	3	1	.125	0	1	0	0

All-Time Results

1978 Semifinals: Merrimack 6, Minn. St. Mankato 1; Lake Forest 4, Elmira 1. **Third Place:** Minn. St. Mankato 5, Elmira 3. **Championship:** Merrimack 12, Lake Forest 2.

1979 Semifinals: Minn. St. Mankato 5, Salem St. 3; Mass.-Lowell 10, Ill.-Chicago 6. **Third Place:** Ill.-Chicago 4, Salem St. 3 (ot). **Championship:** Mass.-Lowell 6, Minn. St. Mankato 4.

1980 Semifinals: Elmira 4, Merrimack 1; Minn. St. Mankato 8, Mass.-Lowell 1. **Third Place:** Mass.-Lowell 8, Merrimack 7. **Championship:** Minn. St. Mankato 5, Elmira 2.

1981 Semifinals: Plattsburgh St. 10, Concordia-M'head 4; Mass.-Lowell 8, Minn. St. Mankato 7 (ot). **Third Place:** Minn. St. Mankato 9, Concordia-M'head 7. **Championship:** Mass.-Lowell 5, Plattsburgh St. 4.

(Note: From 1982-84, first-round winners based on two-game, total-goals format.)

1982 First Round: Mass.-Lowell 9, Oswego St. 5; Oswego St. 4, Mass.-Lowell 3 (Mass.-Lowell wins, 12-9).

Plattsburgh St. 4, Babson 3; Plattsburgh St. 1, Babson 1 (Plattsburgh St. wins, 5-4). Merrimack 5, Minn. St. Mankato 3; Merrimack 6, Minn. St. Mankato 4 (Merrimack wins, 11-7). Gust. Adolphus 7, St. Scholastica 4; Gust. Adolphus 9, St. Scholastica 1 (Gust. Adolphus wins, 16-5). **Semifinals:** Mass.-Lowell 4, Merrimack 3; Plattsburgh St. 4, Gust. Adolphus 3. **Third Place:** Gust. Adolphus 8, Merrimack 5. **Championship:** Mass.-Lowell 6, Plattsburgh St. 1.

1983 First Round: Babson 3, Norwich 1; Norwich 2, Babson 1 (ot) (Babson wins, 4-3). Mass.-Lowell 10, Oswego St. 2; Mass.-Lowell 5, Oswego St. 3 (Mass.-Lowell wins, 15-5). Bemidji St. 6, Gust. Adolphus 3; Gust. Adolphus 3, Bemidji St. 2 (Bemidji St. wins, 8-6). Rochester Inst. 6, Minn. St. Mankato 1; Minn. St. Mankato 6, Rochester Inst. 3 (Rochester Inst. wins, 9-7). **Semifinals:** Bemidji St. 3, Babson 1; Rochester Inst. 4, Mass.-Lowell 1. **Third Place:** Mass.-Lowell 5, Babson 3. **Championship:** Rochester Inst. 4, Bemidji St. 2.

1984 First Round: Bemidji St. 9, Alas. Fairbanks 6; Bemidji St. 4, Alas. Fairbanks 2 (Bemidji St. wins, 13-8). Merrimack 4, Southern N.H. 3; Merrimack 5, Southern N.H. 4 (Merrimack wins, 9-7). **Championship:** Bemidji

St. 6, Merrimack 3; Bemidji St. 8, Merrimack 1 (Bemidji St. wins, 14-4).

1993 Championship: Bemidji St. 10, Mercyhurst 6; Bemidji St. 5, Mercyhurst 0 (Bemidji St. wins series, 2-0).

1994 Championship: Ala.-Huntsville 5, Bemidji St. 3; Bemidji St. 2, Ala.-Huntsville 1; Bemidji St. 2, Ala.-Huntsville 1 (minigame [ot]) (Bemidji St. wins series, 2-1).

1995 Championship: Bemidji St. 6, Mercyhurst 2; Bemidji St. 5, Mercyhurst 4 (Bemidji St. wins series, 2-0).

1996 Championship: Ala.-Huntsville 7, Bemidji St. 1; Ala.-Huntsville 3, Bemidji St. 0 (Ala.-Huntsville wins series, 2-0).

1997 Championship: Bemidji St. 3, Ala.-Huntsville 2; Bemidji St. 4, Ala.-Huntsville 2 (Bemidji St. wins series, 2-0).

1998 Championship: Ala.-Huntsville 6, Bemidji St. 2; Ala.-Huntsville 5, Bemidji St. 2 (Ala.-Huntsville wins series, 2-0).

1999 Championship: St. Michael's 4, Southern N.H. 4; St. Michael's 8, Southern N.H. 5 (St. Michael's wins series, 1-0-1).

Ice Hockey

DIVISION III



Photo by Alden Peillett/NCAA Photos

Division III also had a back-to-back national champion in 2005, as host Middlebury blanked St. Thomas (Minnesota) 5-0 in the final. The Panthers won their seventh championship in the last 11 years.

2005 Championship

Highlights

Middlebury Blanks Tommies for Repeat: Middlebury won its seventh Division III championship, defeating St. Thomas (Minnesota) 5-0 on March 19.

The shutout is the fourth for the Panthers in championship games, and improved them to 7-0 in title games. Middlebury is now 28-5-2 in NCAA tournament play, boasting more wins than any other team in NCAA history. The Panthers ended the season at 23-4-3, while the Tommies finished at 20-6-5.

St. Thomas threatened early as Colin Greenlees had a breakaway, but was denied by a sprawling Ross Cherry at the 1:30 mark. Each team killed a pair of power plays before Middlebury scored at the 9:25 mark. Eric LaFreniere circled around the back of the net before finding Mickey Gilchrist, who snapped a shot high into the net.

The Tommies had a five-on-three power play opportunity for 1:15 at the 12:25 mark, but could not score. Middlebury took advantage of a power play of its own at 16:42 to increase its lead to 2-0. John Sales took a shot from center ice just in front of the blue line. The shot was blocked and picked up by Patrick Nugent in the slot, who scored.

The second period started slowly before Cherry made a big save on Kevin Rollwagen from close range on the left side. St. Thomas had the opportunity to score at 8:30, but after a Cherry save and a flurry, Levi Doria picked the puck off the goal line and cleared it away.

Sales gave the Panthers a 3-0 lead at 11:01, snapping a shot into the top right corner. Tom Maldonado made a nice bid at 14:45, but his snap shot in transition was stopped by a nice glove save from Zach Sikich before he covered a loose puck in the crease. The Panthers took a commanding 4-0 lead with five seconds left in the period as Sales batted home a puck out of mid-air for a power-play goal after a shot from the outside by Brian Phinney was stopped.

Middlebury wrapped up the scoring at the 7:37 mark of the third period when Darwin Hunt's shot deflected off Sikich into the net for a short-handed tally.

Cherry made 29 saves in goal to earn his third shutout of the season, and second in the NCAA tournament. Sikich made 28 saves in net for St. Thomas.

The Middlebury defense blanked St. Thomas on nine power-play chances, while converting two of seven.

Results

FIRST ROUND

St. Thomas (Minn.) 4, St. John's (Minn.) 1

QUARTERFINALS

St. Thomas (Minn.) 3, St. Norbert 2
 Trinity (Conn.) 4, Geneseo St. 0
 Middlebury 6, Curry 0
 New England Col. 4, Manhattanville 2

SEMIFINALS

MARCH 18 AT MIDDLEBURY

St. Thomas (Minn.) 4, Trinity (Conn.) 1

SCORING SUMMARY

Goal No.	Period	Time	Team	Type	Scored By	Assists
1	1st	09:38	St. Thomas (Minn.)	Even Strength	John Bottoms (5)	Brandon Wilcox Anthony Blumer
2	2nd	11:06	St. Thomas (Minn.)	Even Strength	Ryan Hoehn (11)	Garrett Gruenke Nick Nelson
3	2nd	13:24	St. Thomas (Minn.)	Even Strength	Brady Fougner (6)	Colin Greenlees Adam Ladd
4	3rd	04:37	Trinity (Conn.)	Even Strength	Cameron Finch (24)	Adam Ladd
5	3rd	18:40	St. Thomas (Minn.)	Even Strength	Matt Kaiser (4)	Dan Krmpotich

Goals by Period

Team	1	2	3	Total
St. Thomas (Minn.) ..	1	2	1	4
Trinity (Conn.)	0	0	1	1

Shots by Period

Team	1	2	3	Total
St. Thomas (Minn.) ..	8	10	8	26
Trinity (Conn.)	8	7	17	32

GOALTENDERS

St. Thomas (Minn.)

No. Player	MIN	GA	EN	1	2	3	Total
1 Zach Sikich	60:00	1	0	8	7	16	31

Trinity (Conn.)

No. Player	MIN	GA	EN	1	2	3	Total
33 Douglas Kisielius	59:20	3	0	7	8	7	22
TM Team	00:40	1	1	0	0	0	0

Win—Zach Sikich (9-2-3). Loss—Douglas Kisielius (16-4-2).

PENALTY SUMMARY

Period	Player	Team	Min.	Penalty	Time
1st	Matt Kaiser	St. Thomas (Minn.)	2	Holding	06:57
1st	John Halverson	Trinity (Conn.)	2	Hooking	08:27
1st	John Bottoms	St. Thomas (Minn.)	2	Hooking	10:40
1st	Kevin Rollwagen	St. Thomas (Minn.)	2	Elbowing	13:59
1st	Andrew Edwards	St. Thomas (Minn.)	2	Tripping	17:16
1st	Ryan Stevens	Trinity (Conn.)	2	Holding	18:12
2nd	Matt Kaiser	St. Thomas (Minn.)	2	Tripping	18:02
2nd	Joseph Ori	Trinity (Conn.)	2	Interference	18:22
3rd	Dan Krmpotich	St. Thomas (Minn.)	2	Cross-Checking	05:15

Officials—Referee: Boche; Asst. Ref.: Smith; Asst. Ref.: Kozlowski
Attendance: 800 Start time: 3:30 p.m. End time: 5:30 p.m. Total time: 2:00

Middlebury 5, New England Col. 2

SCORING SUMMARY

Goal No.	Period	Time	Team	Type	Scored By	Assists
1	1st	04:02	New England Col.	Even Strength	Greg Tam (6)	Rashaun Ewing
2	1st	16:54	Middlebury	Even Strength	Shady Young (4)	Eric LaFreniere
3	2nd	11:51	New England Col.	Even Strength	Robin Bjorkman (1)	Mike Carmody
4	3rd	02:36	Middlebury	Even Strength	Jocko DeCarolis (6)	Nick Fouts
5	3rd	10:15	Middlebury	Even Strength	Brett Shirreffs (2)	Tim Graham
6	3rd	13:16	Middlebury	Even Strength	Mickey Gilchrist (20)	Patrick Nugent
7	3rd	18:57	Middlebury	Even Strength	Jocko DeCarolis (7)	Darwin Hunt

Goals by Period

Team	1	2	3	Total
New England Col. ...	1	1	0	2
Middlebury	1	0	4	5

Shots by Period

Team	1	2	3	Total
New England Col. ...	9	8	1	18
Middlebury	11	9	10	30

GOALTENDERS

New England Col.

No. Player	MIN	GA	EN	1	2	3	Total
31 Scott Gray	59:36	4	0	10	9	6	25
TM Team	00:24	1	1	0	0	0	0

Middlebury

No. Player	MIN	GA	EN	1	2	3	Total
1 Ross Cherry	60:00	2	0	8	7	1	16

Win—Ross Cherry (9-1-2). Loss—Scott Gray (15-5-0).

PENALTY SUMMARY

Period	Player	Team	Min.	Penalty	Time	Period	Player	Team	Min.	Penalty	Time
1st	Evan Erdmann	New England Col.	2	Holding	06:59	2nd	Robert MacIntyre	Middlebury	2	Tripping	14:17
1st	Greg Tam	New England Col.	2	Cross-Checking	14:42	2nd	T.J. Carmody	New England Col.	2	Hooking	19:40
2nd	Scott Ward	Middlebury	2	Head-Butting	07:57	3rd	T.J. Carmody	New England Col.	2	Game Misconduct	18:57
2nd	Shady Young	Middlebury	2	Hooking	10:55						

Officials—Referee: Fulton; Ref.: Zepeda; Asst. Ref.: Anttil
Attendance: 1,960 Start time: 7 p.m. End time: 9 p.m. Total time: 2:00

CHAMPIONSHIP

MARCH 19 AT MIDDLEBURY

Middlebury 5, St. Thomas (Minn.) 0

SCORING SUMMARY

Goal No.	Period	Time	Team	Type	Scored By	Assists
1	1st	09:25	Middlebury	Even Strength	Mickey Gilchrist (21)	Eric LaFreniere
2	1st	16:42	Middlebury	Even Strength	Patrick Nugent (10)	John Sales
3	2nd	11:01	Middlebury	Even Strength	John Sales (12)	Tom Maldonado
4	2nd	19:55	Middlebury	Even Strength	John Sales (13)	Eric Phinney
5	3rd	07:37	Middlebury	Even Strength	Darwin Hunt (9)	Eric Phinney

Goals by Period

Team	1	2	3	Total
St. Thomas (Minn.) ...	0	0	0	0
Middlebury	2	2	1	5

Shots by Period

Team	1	2	3	Total
St. Thomas (Minn.) ...	9	11	9	29
Middlebury	14	13	6	33

GOALTENDERS

St. Thomas (Minn.)

No. Player	MIN	GA	EN	1	2	3	Total
1 Zach Sikich	60:00	5	0	12	11	5	28

Middlebury

No. Player	MIN	GA	EN	1	2	3	Total
1 Ross Cherry	60:00	0	0	9	11	9	29

Win—Ross Cherry (10-1-2). Loss—Zach Sikich (9-3-3).

PENALTY SUMMARY

Period	Player	Team	Min.	Penalty	Time	Period	Player	Team	Min.	Penalty	Time
1st	Samuel Driver	Middlebury	2	Holding	01:35	2nd	Scott Ward	Middlebury	2	Hooking	12:22
1st	Dustan Lick	St. Thomas (Minn.)	2	Holding	02:30	2nd	Dustan Lick	St. Thomas (Minn.)	2	Butt-Ending	17:57
1st	Jeff Smith	Middlebury	2	Tripping	03:21	3rd	Patrick Nugent	Middlebury	2	Elbowing	03:00
1st	Ryan Van Bockel	St. Thomas (Minn.)	2	Interference	05:18	3rd	Patrick Nugent	Middlebury	2	Interference	07:04
1st	Jocko DeCarolis	Middlebury	2	Hooking	11:39	3rd	Andrew Edwards	St. Thomas (Minn.)	2	Interference	09:13
1st	Eric Phinney	Middlebury	2	Boarding	12:25	3rd	Anthony Blumer	St. Thomas (Minn.)	2	Slashing	10:16
1st	John Bottoms	St. Thomas (Minn.)	2	Interference	15:35	3rd	Richie Fuld	Middlebury	2	Interference	10:43
1st	Colin Greenlees	St. Thomas (Minn.)	2	Head-Butting	17:36	3rd	Tom Maldonado	Middlebury	2	Tripping	12:01
2nd	Dan Krmpotich	St. Thomas (Minn.)	2	Head-Butting	08:42	3rd	Dan Krmpotich	St. Thomas (Minn.)	2	Tripping	17:16
2nd	Brett Shirreffs	Middlebury	2	Interference	08:42						

Officials—Referee: Fulton; Asst. Ref.: Zepeda; Asst. Ref.: Anctl
 Attendance: 2,165 Start time: 7 p.m. End time: 9:05 p.m. Total time: 2:05

History

Team Results

Year	Champion (Record)	Coach	Score	Runner-Up	Site	Championship Game Attendance	Championship Total Attendance
1984	Babson (27-5-1)	Rob Riley	8-0	Union (N.Y.)	Rochester Inst.	1,064	9,226
1985	Rochester Inst. (26-6)	Bruce Delventhal	5-1	Bemidji St.	Union (N.Y.)	2,500	14,557
1986	Bemidji St. (25-9-1)	R.H. Peters	8-5	#Plattsburgh St.	Bemidji St.	2,047	14,592
1987	#Plattsburgh St. (34-6)	Steve Hoar	8-3	Oswego St.	Plattsburgh St.	4,000	17,530
1988	Wis.-River Falls (31-6-1)	Rick Kozuback	7-1, 3-5, 3-0	Elmira	Elmira	4,000	21,723
1989	Wis.-Stevens Point (34-5-2)	Mark Mazzoleni	3-3, 3-2	Rochester Inst.	Rochester Inst.	2,100	19,171
1990	Wis.-Stevens Point (28-4-6)	Mark Mazzoleni	10-1, 3-6, 1-0	Plattsburgh St.	Wis.-Stevens Point	1,200	15,829
1991	Wis.-Stevens Point (27-9)	Mark Mazzoleni	6-2	Minn. St. Mankato	Elmira	—	16,701
1992	Plattsburgh St. (32-2-2)	Bob Emery	7-3	Wis.-Stevens Point	Plattsburgh St.	—	18,932
1993	Wis.-Stevens Point (25-5-2)	Joe Baldarotta	4-3 (ot)	Wis.-River Falls	Maplewood, Minn.	2,878	13,900
1994	Wis.-River Falls (21-8-4)	Dean Talafous	6-4	Wis.-Superior	Wis.-Superior	2,150	10,448
1995	Middlebury (23-2-2)	Bill Beaney	1-0	Fredonia St.	Middlebury	1,700	12,340
1996	Middlebury (26-2-0)	Bill Beaney	3-2	Rochester Inst.	Wis.-River Falls	624	11,876
1997	Middlebury (22-3-2)	Bill Beaney	3-2	Wis.-Superior	Middlebury	1,600	16,850
1998	Middlebury (24-2-2)	Bill Beaney	2-1	Wis.-Stevens Point	Plattsburgh St.	3,015	11,018
1999	Middlebury (21-5-1)	Bill Beaney	5-0	Wis.-Superior	Norwich	4,733	15,621
2000	Norwich (29-2-1)	Mike McShane	2-1	St. Thomas (Minn.)	Wis.-Superior	3,641	16,417
2001	Plattsburgh St. (29-5)	Bob Emery	6-2	Rochester Inst.	Rochester Inst.	2,100	17,675
2002	Wis.-Superior (24-5-5)	Dan Stauber	3-2 (ot)	Norwich	Middlebury	2,600	19,202
2003	Norwich (27-3)	Mike McShane	2-1	Oswego St.	Norwich	3,000	12,609
2004	Middlebury (27-3)	Bill Beaney	1-0 (ot)	St. Norbert	Norwich	2,200	13,490
2005	Middlebury (23-4-3)	Bill Beaney	5-0	St. Thomas (Minn.)	Middlebury	2,165	—

#Participation in the tournament vacated by the NCAA Committee on Infractions.

Leading Scorers, Year-by-Year

Year	Player, School	G	A	P
1984	Maurice Montambault, Rochester Inst.	5	5	10
1985	Dave Piromalli, Plattsburgh St.	4	7	11
	Peter DeArmas, Plattsburgh St.	7	4	11
1986	Ritchie Herbert, Rochester Inst.	6	6	12
1987	Chris Panek, Plattsburgh St.	2	7	9
1988	Arron Scott, Wis.-River Falls	6	7	13
1989	Paul Caufield, Wis.-Stevens Point	4	10	14
1990	Ralph Barahona, Wis.-Stevens Point	2	7	9
	Jim Duran, Plattsburgh St.	3	6	9
1991	Paul Caufield, Wis.-Stevens Point	6	4	10
1992	Dan Bates, Salem St.	7	5	12
	Chris Campbell, Wis.-Superior	8	4	12
1993	Steve Moore, Plattsburgh St.	3	8	11
1994	Jeff Lupu, Fredonia St.	6	3	9
1995	Russ Johnson, Wis.-River Falls	4	5	9
1996	Steve Toll, Rochester Inst.	5	4	9
1997	Mike Anatasio, Middlebury	3	3	6
	Mark Spence, Middlebury	3	3	6
1998	Eric Seidel, Plattsburgh St.	5	6	11
1999	Keith Aucoin, Norwich	3	7	10
2000	Steve Aronson, St. Thomas (Minn.)	4	9	13
	Brian Bolf, St. Thomas (Minn.)	3	10	13
2001	Mike Bournazakis, Rochester Inst.	1	8	9
2002	Josh Liebenow, Wis.-Superior	3	5	8
2003	Kurtis McLean, Norwich	1	3	4
2004	Kevin Cooper, Middlebury	5	2	7
2005	Dan Krmpotich, St. Thomas (Minn.)	2	3	5

Most Outstanding Player

- 1984 Paul Donato, f, Babson
 - 1985 Chet Hallice, g, Rochester Inst.
 - 1986 Mike Alexander, f, Bemidji St.
 - 1987 Chris Panek, def, Plattsburgh St.
 - 1988 Not awarded
 - 1989 Shawn Wheeler, f, Wis.-Stevens Point
 - 1990 Paul Caufield, c, Wis.-Stevens Point
- Award not presented since 1990.

All-Tournament Teams

Note: Team not named after 1987.

- 1984**
- G—Keith Houghton, Babson
 - D—Joe Thibert, Babson
 - D—John MacKenzie, Union (N.Y.)
 - F—Ritchie Herbert, Rochester Inst.
 - F—Gill Egan, Union (N.Y.)
 - F—Russ McKinnon, Babson
 - F—Paul Donato, Babson

- 1985**
- G—Chet Hallice, Rochester Inst.
 - D—John Hawkins, Rochester Inst.
 - D—Dave Geatz, Babson
 - F—Bobby Trowell, Rochester Inst.
 - F—Peter DeArmas, Plattsburgh St.
 - F—Jamie Knight, Union (N.Y.)

1986

- G—Jim Martin, Bemidji St.
- D—*Chris Panek, Plattsburgh St.
- D—Dale Rivington, Rochester Inst.
- F—Mike Alexander, Bemidji St.
- F—Tim Lescaarbeu, Bemidji St.
- F—Todd Lescaarbeu, Bemidji St.

1987

- G—*Craig Barnett, Plattsburgh St.
- D—*Chris Panek, Plattsburgh St.
- D—Peter Wasserman, Oswego St.
- F—*Joey Ferras, Plattsburgh St.
- F—*Dave Piromalli, Plattsburgh St.
- F—Rian Reed, St. Cloud St.

*Participation in championship vacated.

Individual Records

ALL GAMES

GOALS

- 4—Curt McLeod, St. Thomas (Minn.) vs. Augsburg, 1984; Dave Piromalli, Plattsburgh St. vs. Oswego St., 1987; Chris McGee, Babson vs. Oswego St., 1991; Curt Healey, Norwich vs. Plattsburgh St., 1997.

GOALS, TOURNAMENT

- 8—Tom Niles, Wis.-River Falls, 1988; Chris Campbell, Wis.-Superior, 1992.

FASTEST OPENING-GAME GOAL

- :08—Jeff Lupu, Fredonia St. vs. Wis.-River Falls, 1994.

FASTEST GOAL, START OF PERIOD

:08—Jeff Lupu, Fredonia St. vs. Wis.-River Falls, 1994 (first).

FASTEST CONSECUTIVE GOALS

:12—Russ Johnson, Wis.-River Falls vs. Bowdoin, 1996 (second period).

FASTEST HAT TRICK

6:02—Ross Sealfon, Middlebury vs. Rochester Inst., 1999.

ASSISTS

5—Mike Bournazakis, Rochester Inst. vs. Lebanon Valley, 2001.

ASSISTS, TOURNAMENT

10—Paul Caufield, Wis.-Stevens Point, 1989; Brian Bolf, St. Thomas (Minn.), 2000.

POINTS

6—Joe Caswell, Elmira vs. Salem St., 1993 (2 goals, 4 assists); Eric Seidel, Plattsburgh St. vs. Augsburg, 1998 (2 goals, 4 assists).

POINTS, TOURNAMENT

14—Paul Caufield, Wis.-Stevens Point, 1989.

PENALTIES

6—Pat Carli, Elmira vs. Wis.-River Falls, 1988; Jason Courtemanche, Elmira vs. Wis.-Stevens Point, 1993.

SHUTOUTS, TOURNAMENT

2—Ross Cherry, Middlebury (vs. Curry and St. Thomas [Minn.]), 2005.

SAVES (EXCLUDING OVERTIME)

54—Jeff Markham, Wis.-Superior vs. Wis.-Stevens Point, 1993.

SAVES (INCLUDING OVERTIME)

69—Dave Graichen, Wis.-Superior vs. Norwich, 1997 (2 ot).

SAVES, PERIOD

27—Craig Barnett, Plattsburgh St. vs. Minn. St. Mankato, 1986 (second).

SAVES, TOURNAMENT

227—Les Sirota, Plattsburgh St., 1990 (6 games plus 3 minigames).

CHAMPIONSHIP GAME**GOALS**

4—Dave Piromalli, Plattsburgh St. vs. Oswego St., 1987.

FASTEST GAME-OPENING GOAL

1:57—Paul Caufield, Wis.-Stevens Point vs. Plattsburgh St., 1990.

FASTEST GOAL, START OF PERIOD**(EXCLUDING OVERTIME)**

:59—Mike Anastasio, Middlebury vs. Rochester Inst., 1996.

FASTEST GOAL, START OF PERIOD**(INCLUDING OVERTIME)**

:23—Colin Kendall, Wis.-Superior vs. Norwich, 2002.

FASTEST CONSECUTIVE GOALS

:15—Dave Piromalli, Plattsburgh St. vs. Oswego St., 1987 (third period).

FASTEST HAT TRICK

32:47—Chris Palmer, Rochester Inst. vs. Wis.-Stevens Point, 1989.

ASSISTS

3—Russ McKinnon, Babson vs. Union (N.Y.), 1984; Joe Thibert, Babson vs. Union (N.Y.), 1984; Greg Joyce, Wis.-River Falls vs. Wis.-Stevens Point, 1993 (ot).

POINTS

4—Paul Donato, Babson vs. Union (N.Y.), 1984 (2 goals, 2 assists); Russ McKinnon, Babson vs. Union (N.Y.), 1984 (1 goal, 3 assists); Joe Thibert, Babson vs. Union (N.Y.), 1984 (1 goal, 3 assists); Mike Alexander, Bemidji St. vs. Plattsburgh St., 1986 (2 goals, 2 assists); Dave Piromalli, Plattsburgh St. vs. Oswego St., 1987 (4 goals).

PENALTIES

6—Pat Carli, Elmira vs. Wis.-River Falls, 1988.

FEWEST GOALS ALLOWED

0—Keith Houghton, Babson vs. Union (N.Y.), 1984; Chris Farion, Middlebury vs. Fredonia St., 1995; Jon Marsh, Middlebury vs. Wis.-Superior, 1999; Marc Scheuer, Middlebury vs. St. Norbert, 2004 (ot); Ross Cherry, Middlebury vs. St. Thomas (Minn.), 2005.

SAVES

43—Bobby Gorman, Wis.-Stevens Point vs. Middlebury, 1998.

SAVES, PERIOD

19—Todd Chin, Wis.-Stevens Point vs. Rochester Inst., 1989 (first); Bobby Gorman, Wis.-Stevens Point vs. Middlebury, 1998 (first).

Team Records**ALL GAMES****GOALS**

13—Rochester Inst. vs. Oswego St. (2), 1984.

GOALS, BOTH TEAMS

19—Wis.-Stevens Point (12) vs. Salem St. (7), 1992.

GOALS, PERIOD

8—Wis.-Stevens Point vs. Salem St., 1992 (second).

GOALS, BOTH TEAMS, PERIOD

9—Oswego St. (6) vs. Rochester Inst. (3), 1989 (first); Wis.-Stevens Point (8) vs. Salem St. (1), 1992 (second).

GOALS, TOURNAMENT

39—Wis.-River Falls, 1988.

GOALS, LOSING TEAM

7—Five times (most recent: Salem St. vs. Wis.-Stevens Point [12], 1992).

FEWEST GOALS

0—23 times (most recent: Three times in 2005).

FEWEST GOALS, BOTH TEAMS

1—Middlebury (1) vs. Fredonia St. (0), 1995; Middlebury (1) vs. St. Norbert (0), 2004 (ot).

WINNING MARGIN

11—Rochester Inst. (13) vs. Oswego St. (2), 1984; Wis.-Stevens Point (11) vs. Bemidji St. (0), 1989.

FASTEST CONSECUTIVE GOALS

:03—Bowdoin (Rich Dempsey and Chris Carosi) vs. Wis.-River Falls, 1996 (third period).

FASTEST CONSECUTIVE GOALS, BOTH TEAMS

:08—Bemidji St. (Tom Shinabarger), then Concordia-M'head (John Bowkus), 1987 (second period); St. John's (Minn.) (Brian Fischer), then Wis.-Superior (Eric Potoscia), 2001 (first period).

ASSISTS

22—Rochester Inst. vs. Oswego St., 1984.

ASSISTS, BOTH TEAMS

28—Babson (20) vs. Oswego St. (8), 1991.

ASSISTS, TOURNAMENT

65—Rochester Inst., 1984 (37 goals, 4 games)

POINTS

35—Rochester Inst. vs. Oswego St., 1984 (13 goals, 22 assists).

POINTS, BOTH TEAMS

46—Wis.-Stevens Point (12 goals, 17 assists) vs. Salem St. (7 goals, 10 assists), 1992.

POINTS, TOURNAMENT

102—Rochester Inst., 1984 (37 goals, 65 assists).

PENALTIES

22—Rochester Inst. vs. Norwich, 1999.

PENALTIES, BOTH TEAMS

39—Wis.-Stevens Point (18) vs. Plattsburgh St. (21), 1990.

FEWEST PENALTIES

0—Wis.-River Falls vs. Rochester Inst., 1996.

FEWEST PENALTIES, BOTH TEAMS

3—Rochester Inst. (3) vs. Wis.-River Falls (0), 1996.

SHOTS ON GOAL

70—Norwich vs. Wis.-Superior, 1997 (2 ot).

SHOTS ON GOAL, BOTH TEAMS

119—Norwich (70) vs. Wis.-Superior (49), 1997 (2 ot).

SHOTS ON GOAL, PERIOD

31—Minn. St. Mankato vs. Plattsburgh St., 1986 (second).

SHOTS ON GOAL, BOTH TEAMS, PERIOD

50—Geneseo St. (24) vs. Babson (26), 1990 (second).

FEWEST SHOTS ON GOAL

10—Wentworth Inst. vs. Middlebury, 2002 (both games).

FEWEST SHOTS ON GOAL, BOTH TEAMS

39—Babson (16) vs. Union (N.Y.) (23), 1989; Wis.-River Falls (19) vs. Wis.-Stevens Point (20), 1994.

FEWEST SHOTS ON GOAL, REGULATION PERIOD

0—Wentworth Inst. vs. Middlebury, 2002 (second).

FEWEST SHOTS ON GOAL, BOTH TEAMS, REGULATION PERIOD

9—Wis.-Stevens Point (5) vs. Rochester Inst. (4), 1989 (first); Wis.-River Falls (5) vs. St. Mary's (Minn.) (4), 1995 (first); Middlebury (6) vs. Wis.-River Falls (3), 1995 (first); Rochester Inst. (5) vs. Wis.-River Falls (4), 2001 (third).

LONGEST GAME

93:26—Union (N.Y.) vs. Rochester Inst., 1984 (4 ot).

CHAMPIONSHIP GAME**GOALS**

10—Wis.-Stevens Point vs. Plattsburgh St. (1), 1990.

GOALS, BOTH TEAMS

13—Bemidji St. (8) vs. Plattsburgh St. (5), 1986.

GOALS, PERIOD

5—Wis.-Stevens Point vs. Plattsburgh St., 1990 (Game 1, first).

GOALS, BOTH TEAMS, PERIOD

6—Bemidji St. (4) vs. Plattsburgh St. (2), 1986 (second); Plattsburgh St. (4) vs. Oswego St. (2), 1987 (second); Wis.-Stevens Point (5) vs. Plattsburgh St. (1), 1990 (Game 1, first).

GOALS, LOSING TEAM

5—Plattsburgh St. vs. Bemidji St. (8), 1985.

FEWEST GOALS

0—Union (N.Y.) vs. Babson (8), 1984; Fredonia St. vs. Middlebury (1), 1995; Wis.-Superior vs. Middlebury (5), 1999; St. Norbert vs. Middlebury (1), 2004 (ot).

FEWEST GOALS, BOTH TEAMS

1—Middlebury (1) vs. Fredonia St. (0), 1995; Middlebury (1) vs. St. Norbert (0), 2004 (ot).

FEWEST GOALS ALLOWED

0—Babson vs. Union (N.Y.), 1984; Middlebury vs. Fredonia St., 1995; Middlebury vs. Wis.-Superior, 1999; Middlebury vs. St. Norbert, 2004 (ot); Middlebury vs. St. Thomas (Minn.), 2005.

WINNING MARGIN

9—Wis.-Stevens Point (10) vs. Plattsburgh St. (1), 1990.

FASTEST CONSECUTIVE GOALS

:15—Plattsburgh St. (Dave Piromalli) vs. Oswego St., 1987 (third).

FASTEST CONSECUTIVE GOALS, BOTH TEAMS

:10—Wis.-River Falls (Tom Niles), then Elmira (Hank Banas), 1988 (second).

ASSISTS

15—Babson vs. Union (N.Y.), 1984; Plattsburgh St. vs. Oswego St., 1987; Wis.-Stevens Point vs. Plattsburgh St., 1990.

ASSISTS, BOTH TEAMS

22—Bemidji St. (14) vs. Plattsburgh St. (8), 1986.

POINTS

25—Wis.-Stevens Point vs. Plattsburgh St., 1990 (10 goals, 15 assists).

POINTS, BOTH TEAMS

35—Bemidji St. (8 goals, 14 assists) vs. Plattsburgh St. (5 goals, 8 assists), 1986.

PENALTIES

21—Plattsburgh St. vs. Wis.-Stevens Point, 1990.

PENALTIES, BOTH TEAMS

39—Plattsburgh St. (21) vs. Wis.-Stevens Point (18), 1990.

FEWEST PENALTIES

1—Middlebury vs. Fredonia St., 1995.

FEWEST PENALTIES, BOTH TEAMS

7—Middlebury (1) vs. Fredonia St. (6), 1995; Rochester Inst. (3) vs. Middlebury (4), 1996.

SHOTS ON GOAL

57—Wis.-Stevens Point vs. Plattsburgh St., 1990.

SHOTS ON GOAL, BOTH TEAMS

80—Plattsburgh St. (43) vs. Wis.-Stevens Point (37), 1992 (10 goals).

SHOTS ON GOAL, PERIOD

21—Wis.-Stevens Point vs. Plattsburgh St., 1990 (first).

SHOTS ON GOAL, BOTH TEAMS, PERIOD

31—Wis.-Stevens Point (21) vs. Plattsburgh St. (10), 1990 (first).

FEWEST SHOTS ON GOAL

12—Wis.-Superior vs. Middlebury, 1999.

FEWEST SHOTS ON GOAL, BOTH TEAMS

43—Wis.-Stevens Point (24) vs. Rochester Inst. (19), 1989.

FEWEST SHOTS ON GOAL, PERIOD

1—Plattsburgh St. vs. Wis.-Stevens Point, 1990 (third).

FEWEST SHOTS ON GOAL, BOTH TEAMS, REGULATION PERIOD

9—Wis.-Stevens Point (5) vs. Rochester Inst. (4), 1989 (first).

LONGEST GAME

63:51—Wis.-Stevens Point (4) vs. Wis.-River Falls (3), 1993 (ot).

Won-Lost-Tied Records in Tournament Play

(Note: Minigames not included in team's won-lost record. Third-place games were not played from 1988-90, and from 2002 to the present. In years without a third-place game, both semifinal losers are awarded third place.)

Team (Years Participated)	Yrs.	Won	Lost	Tied	Pct.	1st	2nd	3rd	4th
Amherst (1999).....	1	0	2	0	.000	0	0	0	0
Augsburg (1984-98).....	2	3	4	1	.438	0	0	0	2
Babson (1984-85-86-87-88-89-90-91-92-93).....	10	13	11	6	.533	1	0	4	0
Bemidji St. (1985-86-87-88-89).....	5	11	9	0	.550	1	1	2	1
Bowdoin (1996-2002).....	2	0	4	0	.000	0	0	0	0
Colby (1996).....	1	0	2	0	.000	0	0	0	0
Concordia-M'head (1987-2000).....	2	0	4	0	.000	0	0	0	0
Curry (2005).....	1	0	1	0	.000	0	0	0	0
Elmira (1986-88-90-91-92-93-94-97-2003).....	9	9	14	2	.400	0	1	1	1
Fredonia St. (1994-95).....	2	4	3	1	.563	0	1	1	0
Geneseo St. (1990-2005).....	2	0	1	2	.333	0	0	0	0
Gust. Adolphus (1990-91-93).....	3	0	4	2	.167	0	0	0	0
Hobart (2004).....	1	0	1	0	.000	0	0	0	0
Lake Forest (1991).....	1	0	2	0	.000	0	0	0	0
Lebanon Valley (2001).....	1	0	2	0	.000	0	0	0	0
Manhattanville (2005).....	1	0	1	0	.000	0	0	0	0
Mercyhurst (1991).....	1	1	1	0	.500	0	0	0	0
Middlebury (1995-96-97-98-99-2000-01-02-03-04-05).....	11	28	5	2	.829	7	0	2	0
Minn. St. Mankato (1985-86-90-91-92).....	5	5	8	3	.406	0	1	1	1
New England Col. (1984-2001-05).....	3	1	4	1	.250	0	0	1	0
Norwich (1987-97-99-2000-02-03-04).....	7	15	6	2	.696	2	1	2	1
Oswego St. (1984-87-88-89-91-98-2003).....	7	5	12	0	.294	0	2	0	0
*Plattsburgh St. (1985-86-87-88-90-92-93-95-97-98-99-2000-01-02-04).....	15	19	15	8	.548	2	1	4	2
Potsdam St. (1996).....	1	0	2	0	.000	0	0	0	0
Rochester Inst. (1984-85-86-89-94-96-97-98-99-2000-01-02).....	12	22	15	4	.585	1	3	2	1
St. Cloud St. (1987).....	1	2	2	0	.500	0	0	1	0
St. John's (Minn.) (1996-97-2001-03-05).....	5	2	7	1	.250	0	0	1	0
St. Mary's (Minn.) (1989-95).....	2	0	4	0	.000	0	0	0	0
St. Norbert (1997-98-99-2002-03-04-05).....	7	6	7	1	.464	0	1	1	0
St. Thomas (Minn.) (1984-85-86-88-90-92-94-99-2000-02-04-05).....	12	8	15	4	.370	0	2	0	0
Salem St. (1985-87-92-93-94-95).....	6	6	9	1	.406	0	0	1	1
Trinity (Conn.) (2003-05).....	2	1	2	0	.333	0	0	1	0
Union (N.Y.) (1984-85-86-89).....	4	4	7	1	.375	0	1	1	0
Wentworth Inst. (2000-02-03-04).....	4	0	6	0	.000	0	0	0	0
Wis.-Eau Claire (1989).....	1	0	2	0	.000	0	0	0	0
Wis.-River Falls (1984-88-93-94-95-96-98-2001-03-04).....	10	22	11	0	.667	2	1	2	1
Wis.-Stevens Point (1988-89-90-91-92-93-94-95-98).....	9	19	12	3	.614	4	2	0	0
Wis.-Superior (1992-93-94-95-96-97-99-2000-01-02).....	10	22	14	3	.603	1	3	1	4

*Record adjusted by the NCAA Committee on Infractions.

All-Time Results

(Note: In 1984 and 1985, first-round series based on two-games, total-goals format)

1984 First Round: Augsburg 8, St. Thomas (Minn.) 7; Augsburg 5, St. Thomas (Minn.) 5 (ot) (Augsburg wins, 13-12). Babson 4, New England Col. 3; Babson 2, New England Col. 2 (ot) (Babson wins, 6-5). Rochester Inst. 13, Oswego St. 2; Rochester Inst. 10, Oswego St. 1 (Rochester Inst. wins, 23-3). Union (N.Y.) 4, Wis.-River Falls 0; Wis.-River Falls 6, Union (N.Y.) 4 (Union wins, 8-6). **Semifinals:** Babson 7, Augsburg 2; Union (N.Y.) 5, Rochester Inst. 4 (4 ot). **Third Place:** Rochester Inst. 10, Augsburg 1. **Championship:** Babson 8, Union (N.Y.) 0.

1985 First Round: Union (N.Y.) 5, Babson 1; Babson 3, Union (N.Y.) 2 (Union wins, 7-4). Rochester Inst. 5, St. Thomas (Minn.) 4; Rochester Inst. 5, St. Thomas (Minn.) 2 (Rochester Inst. wins, 10-6). Plattsburgh St. 6, Salem St. 1;

Plattsburgh St. 4, Salem St. 2 (Plattsburgh St. wins, 10-3). Minn. St. Mankato 4, Bemidji St. 2; Bemidji St. 9, Minn. St. Mankato 2 (Bemidji St. wins, 11-6). **Semifinals:** Rochester Inst. 3, Union (N.Y.) 2; Bemidji St. 8, Plattsburgh St. 7 (3 ot). **Third Place:** Union (N.Y.) 9, Plattsburgh St. 6. **Championship:** Rochester Inst. 5, Bemidji St. 1.

(Note: From 1986-01, first-round series tied after two games were decided by a minigame.)

1986 First Round: Minn. St. Mankato 6, St. Thomas (Minn.) 5; St. Thomas (Minn.) 6, Minn. St. Mankato 1; Minn. St. Mankato 2, St. Thomas (Minn.) 0 (minigame). *Plattsburgh St. 7, Babson 5; Babson 8, *Plattsburgh St. 5; *Plattsburgh St. 3, Babson 1 (minigame). Bemidji St. 4, Elmira 2; Elmira 5, Bemidji St. 3; Bemidji St. 3, Elmira 0 (minigame). Rochester Inst. 4, Union (N.Y.) 1; Rochester Inst. 8, Union (N.Y.) 7. **Semifinals:** *Plattsburgh St. 7, Minn. St. Mankato 5; Bemidji St. 4, Rochester Inst. 3 (ot). **Third Place:** Rochester Inst. 6, Minn. St. Mankato 0. **Championship:** Bemidji St. 8, *Plattsburgh St. 5.

*Plattsburgh State's participation in the 1986 tournament vacated by the NCAA Committee on Infractions.

1987 First Round: *Plattsburgh St. 6, Norwich 2; Norwich 4, *Plattsburgh St. 3; *Plattsburgh St. 2, Norwich 1 (minigame [ot]). Bemidji St. 3, Concordia-M'head 1; Bemidji St. 8, Concordia-M'head 6. Oswego St. 3, Babson 2; Babson 2, Oswego St. 1; Oswego St. 1, Babson 0 (minigame). Salem St. 8, St. Cloud St. 4; St. Cloud St. 3, Salem St. 2 (ot); St. Cloud St. 2, Salem St. 1 (minigame). **Semifinals:** *Plattsburgh St. 7, Bemidji St. 4; Oswego St. 5, St. Cloud St. 2. **Third Place:** St. Cloud St. 6, Bemidji St. 4. **Championship:** *Plattsburgh St. 8, Oswego St. 3.

*Plattsburgh State's participation in the 1987 tournament vacated by the NCAA Committee on Infractions.

(Note: From 1988-90, semifinal and championship series tied after two games were decided by a minigame.)

1988 First Round: Elmira 6, Oswego St. 3; Elmira 10, Oswego St. 2. Babson 5, *Plattsburgh St. 2; *Plattsburgh

St. 3, Babson 2; Babson 1, *Plattsburgh St. 0 (minigame). Wis.-River Falls 6, Wis.-Stevens Point 5; Wis.-River Falls 9, Wis.-Stevens Point 5. Bemidji St. 5, St. Thomas (Minn.) 1; Bemidji St. 3, St. Thomas (Minn.) 1. **Semifinals:** Babson 4, Elmira 3; Elmira 9, Babson 1; Elmira 2, Babson 1 (minigame [ot]). Wis.-River Falls 6, Bemidji St. 4; Wis.-River Falls 5, Bemidji St. 3. **Championship:** Wis.-River Falls 7, Elmira 1; Elmira 5, Wis.-River Falls 3; Wis.-River Falls 3, Elmira 0 (minigame).

*Plattsburgh State's participation in the 1988 tournament vacated by the NCAA Committee on Infractions.

1989 First Round: Oswego St. 7, Rochester Inst. 5; Rochester Inst. 5, Oswego St. 2; Rochester Inst. 4, Oswego St. 1 (minigame). Babson 1, Union (N.Y.) 1; Babson 3, Union (N.Y.) 2. Wis.-Stevens Point 5, Wis.-Eau Claire 2; Wis.-Stevens Point 5, Wis.-Eau Claire 3. Bemidji St. 5, St. Mary's (Minn.) 4; Bemidji St. 7, St. Mary's (Minn.) 2. **Semifinals:** Rochester Inst. 6, Babson 2; Rochester Inst. 7, Babson 5. Wis.-Stevens Point 11, Bemidji St. 0; Wis.-Stevens Point 6, Bemidji St. 3. **Championship:** Wis.-Stevens Point 3, Rochester Inst. 3; Wis.-Stevens Point 3, Rochester Inst. 2.

1990 First Round: Elmira 5, Plattsburgh St. 2; Plattsburgh St. 4, Elmira 2; Plattsburgh St. 1, Elmira 0 (minigame). Babson 3, Geneseo St. 3; Babson 1, Geneseo St. 1; Babson 1, Geneseo St. 0 (minigame). Wis.-Stevens Point 4, St. Thomas (Minn.) 4; Wis.-Stevens Point 3, St. Thomas (Minn.) 0. Minn. St. Mankato 4, Gust. Adolphus 1; Minn. St. Mankato 2, Gust. Adolphus 2. **Semifinals:** Plattsburgh St. 4, Babson 4; Plattsburgh St. 4, Babson 4; Plattsburgh St. 2, Babson 1 (minigame). Wis.-Stevens Point 5, Minn. St. Mankato 4; Wis.-Stevens Point 3, Minn. St. Mankato 3. **Championship:** Wis.-Stevens Point 10, Plattsburgh St. 1; Plattsburgh St. 6, Wis.-Stevens Point 3; Wis.-Stevens Point 1, Plattsburgh St. 0 (minigame).

1991 First Round: Wis.-Stevens Point 9, Lake Forest 1; Wis.-Stevens Point 6, Lake Forest 3. Babson 4, Oswego St. 1; Babson 10, Oswego St. 4. Mercyhurst 5, Elmira 4; Elmira 7, Mercyhurst 6; Elmira 2, Mercyhurst 1 (minigame [ot]). Minn. St. Mankato 4, Gust. Adolphus 4; Minn. St. Mankato 7, Gust. Adolphus 2. **Semifinals:** Wis.-Stevens Point 5, Babson 2; Minn. St. Mankato 7, Elmira 3. **Third Place:** Babson 3, Elmira 2. **Championship:** Wis.-Stevens Point 6, Minn. St. Mankato 2.

1992 First Round: Plattsburgh St. 3, Elmira 1; Plattsburgh St. 8, Elmira 1. Wis.-Superior 8, Minn. St. Mankato 7; Wis.-Superior 4, Minn. St. Mankato 3. Salem St. 6, Babson 4; Babson 4, Salem St. 3; Salem St. 3, Babson 0 (minigame). St. Thomas (Minn.) 4, Wis.-Stevens Point 3; Wis.-Stevens Point 4, St. Thomas (Minn.) 2; Wis.-Stevens Point 1, St. Thomas (Minn.) 0 (minigame). **Semifinals:** Plattsburgh St. 8, Wis.-Superior 5; Wis.-Stevens Point 12, Salem St. 7. **Third Place:** Salem St. 7, Wis.-Superior 6 (ot). **Championship:** Plattsburgh St. 7, Wis.-Stevens Point 3.

1993 First Round: Plattsburgh St. 5, Babson 2; Plattsburgh St. 9, Babson 4. Wis.-River Falls 5, Gust. Adolphus 2; Wis.-River Falls 4, Gust. Adolphus 2. Salem St. 6, Elmira 2; Elmira 10, Salem St. 4; Elmira 4, Salem

St. 0 (minigame). Wis.-Stevens Point 5, Wis.-Superior 3; Wis.-Superior 8, Wis.-Stevens Point 3; Wis.-Stevens Point 2, Wis.-Superior 0 (minigame). **Semifinals:** Wis.-River Falls 4, Plattsburgh St. 2; Wis.-Stevens Point 7, Elmira 2. **Third Place:** Elmira 8, Plattsburgh St. 3. **Championship:** Wis.-Stevens Point 4, Wis.-River Falls 3 (ot).

1994 First Round: Fredonia St. 3, Rochester Inst. 3; Fredonia St. 7, Rochester Inst. 0. Wis.-River Falls 4, Wis.-Stevens Point 2; Wis.-River Falls 4, Wis.-Stevens Point 3. Salem St. 6, Elmira 4; Salem St. 4, Elmira 4. Wis.-Superior 3, St. Thomas (Minn.) 3; Wis.-Superior 5, St. Thomas (Minn.) 1. **Semifinals:** Wis.-River Falls 4, Fredonia St. 3; Wis.-Superior 3, Salem St. 2 (ot). **Third Place:** Fredonia St. 7, Salem St. 4. **Championship:** Wis.-River Falls 6, Wis.-Superior 4.

1995 First Round: Fredonia St. 8, Salem St. 2; Salem St. 8, Fredonia St. 3; Fredonia St. 3, Salem St. 0 (minigame). Wis.-Superior 8, Wis.-Stevens Point 4; Wis.-Superior 5, Wis.-Stevens Point 2. Middlebury 3, Plattsburgh St. 2; Middlebury 6, Plattsburgh St. 1. Wis.-River Falls 5, St. Mary's (Minn.) 1; Wis.-River Falls 5, St. Mary's (Minn.) 3. **Semifinals:** Fredonia St. 4, Wis.-Superior 3; Middlebury 3, Wis.-River Falls 1. **Third Place:** Wis.-River Falls 6, Wis.-Superior 5 (ot). **Championship:** Middlebury 1, Fredonia St. 0.

1996 First Round: Middlebury 2, Colby 1; Middlebury 5, Colby 1. Wis.-Superior 6, St. John's (Minn.) 5; Wis.-Superior 7, St. John's (Minn.) 2. Wis.-River Falls 7, Bowdoin 1; Wis.-River Falls 7, Bowdoin 3. Rochester Inst. 6, Potsdam St. 3; Rochester Inst. 5, Potsdam St. 3. **Semifinals:** Middlebury 4, Wis.-Superior 3; Rochester Inst. 2, Wis.-River Falls 1. **Third Place:** Wis.-River Falls 8, Wis.-Superior 2. **Championship:** Middlebury 3, Rochester Inst. 2.

1997 First Round: Norwich 3, Plattsburgh St. 3; Norwich 5, Plattsburgh St. 2. St. Norbert 2, Wis.-Superior 0; Wis.-Superior 4, St. Norbert 1; Wis.-Superior 1, St. Norbert 0 (minigame). St. John's (Minn.) 2, Elmira 2; St. John's (Minn.) 4, Elmira 2. Middlebury 6, Rochester Inst. 4; Middlebury 6, Rochester Inst. 3. **Semifinals:** Wis.-Superior 2, Norwich 1 (2 ot); Middlebury 4, St. John's (Minn.) 1. **Third Place:** St. John's (Minn.) 4, Norwich 3. **Championship:** Middlebury 3, Wis.-Superior 2.

1998 First Round: Middlebury 5, Oswego St. 1; Middlebury 6, Oswego St. 3. Plattsburgh St. 6, Rochester Inst. 3; Rochester Inst. 3, Plattsburgh St. 2; Plattsburgh St. 2, Rochester Inst. 0 (minigame). Augsburg 3, Wis.-River Falls 2; Augsburg 4, Wis.-River Falls 3. St. Norbert 3, Wis.-Stevens Point 1; Wis.-Stevens Point 2, St. Norbert 1; Wis.-Stevens Point 2, St. Norbert 0 (minigame). **Semifinals:** Middlebury 5, Augsburg 2; Wis.-Stevens Point 8, Plattsburgh St. 2. **Third Place:** Plattsburgh St. 9, Augsburg 5. **Championship:** Middlebury 2, Wis.-Stevens Point 1.

1999 First Round: St. Norbert 4, Middlebury 2; Middlebury 6, St. Norbert 3; Middlebury 2, St. Norbert 0 (minigame). Rochester Inst. 7, Amherst 2; Rochester Inst. 6, Amherst 2. Wis.-Superior 5, St. Thomas (Minn.) 5; Wis.-Superior 4, St. Thomas (Minn.) 3. Norwich 4,

Plattsburgh St. 4; Norwich 3, Plattsburgh St. 2. **Semifinals:** Middlebury 9, Rochester Inst. 3; Wis.-Superior 4, Norwich 2. **Third Place:** Norwich 9, Rochester Inst. 2. **Championship:** Middlebury 5, Wis.-Superior 0.

2000 First Round: Norwich 4, Rochester Inst. 1; Norwich 5, Rochester Inst. 1. Wis.-Superior 3, Concordia-M'head 2; Wis.-Superior 4, Concordia-M'head 1. St. Thomas (Minn.) 6, Wentworth Inst. 0; St. Thomas (Minn.) 10, Wentworth Inst. 3. Middlebury 1, Plattsburgh St. 1; Middlebury 4, Plattsburgh St. 4; Plattsburgh St. 1, Middlebury 0 (minigame). **Semifinals:** Norwich 5, Wis.-Superior 4 (ot); St. Thomas (Minn.) 7, Plattsburgh St. 1. **Third Place:** Plattsburgh St. 2, Wis.-Superior 0. **Championship:** Norwich 2, St. Thomas (Minn.) 1.

2001 First Round: Rochester Inst. 8, Lebanon Valley 1; Rochester Inst. 10, Lebanon Valley 2. Wis.-River Falls 8, New England Col. 1; Wis.-River Falls 2, New England Col. 1. Wis.-Superior 5, St. John's (Minn.) 4; Wis.-Superior 4, St. John's (Minn.) 0. Plattsburgh St. 3, Middlebury 1; Plattsburgh St. 5, Middlebury 2. **Semifinals:** Plattsburgh St. 5, Wis.-Superior 3; Rochester Inst. 5, Wis.-River Falls 2. **Third Place:** Wis.-Superior 3, Wis.-River Falls 1. **Championship:** Plattsburgh St. 6, Rochester Inst. 2.

(Note: In 2002, quarterfinal series tied after two games were decided by a minigame.)

2002 First Round: Wis.-Superior 2, St. Thomas (Minn.) 1. **Quarterfinal series:** Rochester Inst. 4, Plattsburgh St. 4 (ot); Rochester Inst. 2, Plattsburgh St. 2 (ot); Plattsburgh St. 1, Rochester Inst. 0 (minigame). Norwich 3, Bowdoin 0; Norwich 7, Bowdoin 0. Middlebury 6, Wentworth Inst. 0; Middlebury 9, Wentworth Inst. 0. St. Norbert 4, Wis.-Superior 4 (ot); Wis.-Superior 4, St. Norbert 2. **Semifinals:** Norwich 5, Middlebury 2; Wis.-Superior 5, Plattsburgh St. 0. **Championship:** Wis.-Superior 3, Norwich 2 (ot).

(Note: From 2003 to the present, single-elimination format has been used.)

2003 First Round: Wis.-River Falls 2, St. John's (Minn.) 0. **Quarterfinals:** Middlebury 5, Elmira 1; Oswego St. 4, Wentworth Inst. 3; St. Norbert 5, Wis.-River Falls 2; Norwich 5, Trinity (Conn.) 4. **Semifinals:** Oswego St. 6, Middlebury 0; Norwich 6, St. Norbert 3. **Championship:** Norwich 2, Oswego St. 1.

2004 First Round: Wis.-River Falls 3, St. Thomas (Minn.) 2 (ot). **Quarterfinals:** Middlebury 9, Wentworth Inst. 1; Norwich 9, Hobart 5; Plattsburgh St. 5, Curry 4 (ot); St. Norbert 3, Wis.-River Falls 0. **Semifinals:** Middlebury 3, Norwich 2 (2 ot); St. Norbert 4, Plattsburgh St. 1. **Championship:** Middlebury 1, St. Norbert 0 (ot).

2005 First Round: St. Thomas (Minn.) 4, St. John's (Minn.) 1. **Quarterfinals:** St. Thomas (Minn.) 3, St. Norbert 2; Trinity (Conn.) 4, Geneseo St. 0; Middlebury 6, Curry 0; New England Col. 4, Manhattanville 2. **Semifinals:** St. Thomas (Minn.) 4, Trinity (Conn.) 1; Middlebury 5, New England Col. 2. **Championship:** Middlebury 5, St. Thomas (Minn.) 0.

Men's Award Winners

Division I Awards	66
Division III Awards	71
Special Awards	75



Division I Awards

AHCA All-America Teams

The American Hockey Coaches Association (AHCA) Division I and III all-America teams have been selected by the AHCA Awards Committee since 1954.

2005

East First Team

David McKee, So., Cornell
Andrew Alberts, Sr., Boston College
Noah Welch, Sr., Harvard
Sean Collins, Sr., New Hampshire
Patrick Eaves, Jr., Boston College
Jason Guerriero, Sr., Northeastern

West First Team

Curtis McElhinney, Sr., Colorado Col.
Matt Carle, So., Denver
Mark Stuart, Jr., Colorado Col.
T.J. Hensick, So., Michigan
Marty Sertich, Jr., Colorado Col.
Brett Sterling, Jr., Colorado Col.

East Second Team

Dov Grumet-Morris, Sr., Harvard
Charlie Cook, Sr., Cornell
Brian Yandle, Jr., New Hampshire
Matt Moulson, Jr., Cornell
Ryan Shannon, Sr., Boston College
Lee Stempniak, Sr., Dartmouth

West Second Team

Tuomas Tarkki, Sr., Northern Mich.
Andy Greene, Jr., Miami (Ohio)
Brett Skinner, Jr., Denver
Gabe Gauthier, Jr., Denver
Colin Murphy, Sr., Michigan Tech
Jeff Tambellini, Jr., Michigan

2004

East First Team

Yann Danis, Sr., Brown
Andrew Alberts, Jr., Boston College
Thomas Pock, Sr., Massachusetts
Steve Saviano, Sr., New Hampshire
Lee Stempniak, Jr., Dartmouth
Tony Voce, Sr., Boston College

West First Team

Bernd Bruckler, Jr., Wisconsin
Keith Ballard, Jr., Minnesota
Ryan Caldwell, Sr., Denver
Brandon Bochenski, Jr., North Dakota
Junior Lessard, Sr., Minn. Duluth
Zach Parise, So., North Dakota

East Second Team

Jim Howard, So., Maine
Prestin Ryan, Sr., Maine
Stephen Wood, Sr., Providence
Patrick Eaves, So., Providence



Photo by Boston College Sports Information

Andrew Alberts was a first-team all-American in 2004 and 2005 for Boston College.

Todd Jackson, Sr., Maine
Ryan Shannon, Jr., Boston College
Colin Shields, Sr., Maine

West Second Team

Al Montoya, So., Michigan
Beau Geisler, Sr., Minn. Duluth
A.J. Thelan, Fr., Michigan St.
Derek Edwardson, Sr., Miami (Ohio)
Jim Slater, Jr., Michigan St.
Thomas Vanek, So., Minnesota

2003

East First Team

David LeNeveu, So., Cornell
Freddy Meyer, Sr., Boston U.
Doug Murray, Jr., Cornell
Ben Eaves, Jr., Boston College
Chris Higgins, So., Yale
Dominic Moore, Sr., Harvard

West First Team

Mike Brown, So., Ferris St.
John-Michael Liles, Sr., Michigan St.
Tom Preissing, Sr., Colorado Col.
Noah Clarke, Sr., Colorado Col.
Chris Kunitz, Sr., Ferris St.
Peter Sejna, Jr., Colorado Col.

East Second Team

Mike Ayers, Jr., New Hampshire
J.D. Forrest, Jr., Boston College
Noah Welch, So., Harvard
Stephen Baby, Sr., Cornell
Lanny Gare, Sr., New Hampshire
Colin Hemingway, Sr., New Hampshire

West Second Team

Curtis McElhinney, So., Colorado Col.
Brad Fast, Sr., Michigan St.
Paul Martin, Jr., Minnesota
Shane Joseph, Jr., Minn. St. Mankato
Grant Stevenson, So., Minn. St. Mankato
R.J. Umberger, Jr., Ohio St.

2002

East First Team

Matt Underhill, Sr., Cornell
Jim Fahey, Sr., Northeastern
Doug Murray, Jr., Cornell
Marc Cavosie, Jr., Rensselaer
Darren Haydar, Sr., New Hampshire
Colin Hemingway, Jr., New Hampshire

West First Team

Ryan Miller, Jr., Michigan St.
Mike Komisarek, So., Michigan
Jordan Leopold, Sr., Minnesota
Mike Cammalleri, Jr., Michigan
Mark Hartigan, Sr., St. Cloud St.
John Pohl, Sr., Minnesota

East Second Team

Yann Danis, So., Brown
Chris Dymont, Sr., Boston U.
Peter Metcalf, Sr., Maine
Niko Dimitrakos, Sr., Maine
Ben Eaves, So., Boston College
Matt Murley, Sr., Rensselaer

West Second Team

Wade Dubielewicz, Jr., Denver
Andrew Hutchinson, Sr., Michigan St.
John-Michael Liles, Jr., Michigan St.
Greg Zanon, Jr., Neb.-Omaha
Rob Collins, Sr., Ferris St.
Mark Cullen, Sr., Colorado Col.
Jeff Hoggan, Sr., Neb.-Omaha

2001

East First Team

Ty Conklin, Sr., New Hampshire
Bobby Allen, Sr., Boston College
Kent Huskins, Sr., Clarkson
Erik Anderson, Sr., St. Lawrence
Brian Gionta, Sr., Boston College
Jeff Hamilton, Sr., Yale

West First Team

Ryan Miller, So., Michigan St.
Jordan Leopold, Jr., Minnesota
Travis Roche, So., North Dakota

Dany Heatley, So., Wisconsin
Andy Hilbert, So., Michigan
Jeff Panzer, Sr., North Dakota

East Second Team

Nolan Schaefer, So., Providence
Matt Desrosiers, Sr., St. Lawrence
Ron Hainsey, So., Mass.-Lowell
Carl Corazzini, Sr., Boston U.
Krys Kolanos, So., Boston College
Devin Rask, So., Providence

West Second Team

Scott Meyer, Sr., St. Cloud St.
Jeff Jillson, Jr., Michigan
Greg Zanon, So., Neb.-Omaha.
Mike Bishai, Jr., Western Mich.
Mike Cammalleri, So., Michigan
Mark Cullen, Jr., Colorado Col.
Bryan Lundbohm, Jr., North Dakota

2000

East First Team

Joel Laing, Sr., Rensselaer
Brian Harney, Sr., St. Lawrence
Mike Mottau, Sr., Boston College
Brian Gionta, Jr., Boston College
Andy McDonald, Sr., Colgate
Jeff Farkas, Sr., Boston College

West First Team

Karl Goehring, Jr., North Dakota
Jeff Dessner, Jr., Wisconsin
Jeff Jillson, So., Michigan
Shawn Horcoff, Sr., Michigan St.
Jeff Panzer, Jr., North Dakota
Steve Reinprecht, Sr., Wisconsin

East Second Team

Ty Conklin, Jr., New Hampshire
Chris Dymont, So., Boston U.
Brian Pothier, Sr., Rensselaer
Brandon Dietrich, So., St. Lawrence
Cory Larose, Sr., Maine
Brad Tapper, Jr., Rensselaer

West Second Team

Jayne Platt, Jr., Lake Superior St.
Mike Pudlick, So., St. Cloud St.
Mike Weaver, Sr., Michigan St.
Mike Comrie, So., Michigan
Lee Goren, Sr., North Dakota
Dany Heatley, Fr., Wisconsin

1999

East First Team

Erik Heffler, Sr., St. Lawrence
David Cullen, Sr., Maine
Mike Mottau, Jr., Boston College
Brian Gionta, So., Boston College
Steve Kariya, Sr., Maine
Jason Krog, Sr., New Hampshire

West First Team

Joe Blackburn, So., Michigan St.
Scott Swanson, Sr., Colorado Col.
Brad Williamson, Sr., North Dakota
Jason Blake, Sr., North Dakota
Brian Swanson, Sr., Colorado Col.
Mike York, Sr., Michigan St.

East Second Team

Michel Laroque, Sr., Boston U.
Jayme Filipowicz, Jr., New Hampshire
Willie Mitchell, So., Clarkson
Erik Cole, So., Clarkson
Jeff Hamilton, Jr., Yale
Rejean Stringer, Sr., Merrimack

West Second Team

Jeff Maund, So., Ohio St.
Benoit Cotnoir, Sr., Notre Dame
Mike Weaver, Jr., Michigan St.
Hugo Boisvert, Jr., Ohio St.
Paul Comrie, Sr., Denver
Jay Panzer, Sr., North Dakota

1998

East First Team

Marc Robitaille – Northeastern
Ray Giroux – Yale
Tom Poti – Boston U.

Chris Drury – Boston U.
Mark Mowers – New Hampshire
Marty Reasoner – Boston College

West First Team

Chad Alban – Michigan St.
Dan Boyle – Miami (Ohio)
Curtis Murphy – North Dakota
Hugo Boisvert – Ohio St.
Bill Muckalt – Michigan
Mike York – Michigan St.

East Second Team

Alex Westlund – Yale
Chris Kelleher – Boston
Mike Mottau – Boston College
Steve Shirreffs – Princeton
Brian Gionta – Boston College
Jeff Hamilton – Yale
Eric Healey – Rensselaer

West Second Team

Karl Goehring – North Dakota
Calvin Elfring – Colorado Col.
Tyler Harlton – Michigan St.
Sean Berens – Michigan St.
Jason Blake – North Dakota
Brian Swanson – Colorado Col.

1997

East First Team

Trevor Koenig – Union (N.Y.)
Jon Coleman – Boston U.
Matt Pagnutti – Clarkson
Chris Drury – Boston U.
Todd White – Clarkson
Martin St. Louis – Vermont

West First Team

Marty Turco – Michigan
Dan Boyle – Miami (Ohio)
Mike Crowley – Minnesota
Randy Robitaille – Miami (Ohio)
Brendan Morrison – Michigan
John Madden – Michigan

East Second Team

Dan Murphy – Clarkson
Chris Kelleher – Boston U.
Tim Murray – New Hampshire
Mike Harder – Colgate
Eric Healey – Rensselaer
Jason Krog – New Hampshire

West Second Team

Kirk Daubenspeck – Wisconsin
Andy Roach – Ferris St.
Curtis Murphy – North Dakota
Jason Botterill – Michigan
David Hoogsteen – North Dakota
Mark Parrish – St. Cloud St.

1996

East First Team

Tim Thomas – Vermont
Jeff Tory – Maine
Dan McGillis – Northeastern
Jay Pandolfo – Boston U.
Eric Perrin – Vermont
Martin St. Louis – Vermont

West First Team

Ryan Bach – Colorado Col.
Keith Aldridge – Lake Superior St.
Mike Crowley – Minnesota
Peter Geronazzo – Colorado Col.
Brendan Morrison – Michigan
Brian Bonin – Minnesota

East Second Team

Dan Murphy – Clarkson
Jon Coleman – Boston U.
Brad Dexter – Colgate
Chris Drury – Boston U.
Todd White – Clarkson
Burge Murphy – St. Lawrence

West Second Team

Marc Magliarditi – Western Mich.
Andy Roach – Ferris St.
Dan Trebil – Minnesota
Sean Tallaire – Lake Superior St.
Kevin Hilton – Michigan
Teeder Wynne – North Dakota

1995**East First Team**

Blair Allison – Maine
 Brian Mueller – Clarkson
 Chris Imes – Maine
 Mike Grier – Boston U.
 Greg Bullock – Mass.-Lowell
 Martin St. Louis – Vermont

West First Team

Charles Thuss – Miami (Ohio)
 Kelly Perrault – Bowling Green
 Brian Rafalski – Wisconsin
 Brian Holzinger – Bowling Green
 Brendan Morrison – Michigan
 Brian Bonin – Minnesota

East Second Team

Tim Thomas – Vermont
 Kaj Linna – Boston U.
 Jeff Tory – Maine
 Chris O'Sullivan – Boston U.
 Marko Tuomainen – Clarkson
 Chad Quenneville – Providence

West Second Team

Ryan Bach – Colorado Col.
 Kent Feams – Colorado Col.
 Keith Aldridge – Lake Superior St.
 Jay McNeill – Colorado Col.
 Mike Knuble – Michigan
 Anson Carter – Michigan St.

1994**East First Team**

Dwayne Roloson – Mass.-Lowell
 Brian Mueller – Clarkson
 Sean McCann – Harvard
 Mike Pomichter – Boston U.
 Craig Conroy – Clarkson
 Steve Martins – Harvard

West First Team

Jamie Ram – Michigan Tech
 Shawn Reid – Colorado Col.
 John Gruden – Ferris St.
 David Oliver – Michigan
 Brian Wiseman – Michigan
 Chris Marinucci – Minn. Duluth

East Second Team

J.P. McKersie – Boston U.
 Rich Brennan – Boston U.
 Derek Maguire – Harvard
 Jacques Joubert – Boston U.
 Shane Henry – Mass.-Lowell
 Chad Quenneville – Providence

West Second Team

Steve Shields – Michigan
 Jeff Wells – Bowling Green
 Chris McAlpine – Minnesota
 Dean Fedorchuk – Alas. Fairbanks
 Clayton Beddoes – Lake Superior St.
 Steve Guolla – Michigan St.

1993**East First Team**

Mike Dunham – Maine
 Chris Imes – Maine
 Jack Duffy – Yale
 Dave Sacco – Boston U.
 Ted Drury – Harvard
 Paul Kariya – Maine

West First Team

Jamie Ram – Michigan Tech
 Barry Richter – Wisconsin
 Brett Hauer – Minn. Duluth
 Bryan Smolinski – Michigan St.
 Derek Plante – Minn. Duluth
 Greg Johnson – North Dakota

East Second Team

Neil Little – Rensselaer
 Aaron Miller – Vermont
 Kaj Linna – Boston U.
 Cal Ingraham – Maine
 Jim Montgomery – Maine
 Mark Kaufmann – Yale

West Second Team

Steve Shields – Michigan
 Bob Marshall – Miami (Ohio)
 Michael Smith – Lake Superior St.
 Fred Knipscheer – St. Cloud St.
 Brian Savage – Miami (Ohio)
 Brian Rolston – Lake Superior St.

1992**East First Team**

Parris Duffus – Cornell
 Mike Brewer – Brown
 Dan Laperrriere – St. Lawrence
 Scott Pellerin – Maine
 Dave Sacco – Boston U.
 Jean-Yves Roy – Maine

West First Team

Darrin Madeley – Lake Superior St.
 Mark Astley – Lake Superior St.
 Joby Messier – Michigan St.
 Dallas Drake – Northern Mich.
 Denny Felsner – Michigan
 Dwayne Norris – Michigan St.

East Second Team

Scott LaGrand – Boston College
 Christian Soucy – Vermont
 Tom Dion – Boston U.
 Rob Gaudreau – St. Lawrence
 Domenic Amodeo – New Hampshire
 Dale Band – Colgate
 Mike Lappin – St. Lawrence

West Second Team

Duane Derksen – Wisconsin
 Chris Hynes – Colorado Col.
 Doug Zmolek – Minnesota
 Jim Hiller – Northern Mich.
 Greg Johnson – North Dakota
 Larry Olimb – Minnesota

1991**East First Team**

Les Kuntar – St. Lawrence
 Keith Carney – Maine
 Dan Ratushny – Cornell
 David Emma – Boston College
 Shawn McEachern – Boston U.
 Jean-Yves Roy – Maine

West First Team

Darrin Madeley – Lake Superior St.
 Brad Werenka – Northern Mich.
 Jason Woolley – Michigan St.
 Scott Beattie – Northern Mich.
 Jim Dowd – Lake Superior St.
 Greg Johnson – North Dakota

East Second Team

Jeff Levy – New Hampshire
 Peter Ahola – Boston U.
 Ted Crowley – Boston College
 Peter Ciavaglia – Harvard
 Joe Juneau – Rensselaer
 Jim Montgomery – Maine

West Second Team

Bill Pye – Northern Mich.
 Sean Hill – Wisconsin
 Karl Johnston – Lake Superior St.
 Denny Felsner – Michigan
 David Roberts – Michigan
 Doug Weight – Lake Superior St.

1990**East First Team**

Dave Gagnon – Colgate
 Gregory Brown – Boston College
 Rob Cowie – Northeastern
 David Emma – Boston College
 Steve Heinze – Boston College
 Joe Juneau – Rensselaer

West First Team

Chad Erickson – Minn. Duluth
 Rob Blake – Bowling Green
 Russ Parent – North Dakota
 Nelson Emerson – Bowling Green
 Kip Miller – Michigan St.
 Gary Shuchuk – Wisconsin

East Second Team

Chris Harvey – Brown
 Keith Carney – Maine
 Dan Ratushny – Cornell
 Joel Gardner – Colgate
 Jean-Yves Roy – Maine
 C.J. Young – Harvard

West Second Team

Jason Muzzatti – Michigan St.
 Kord Cernich – Lake Superior St.
 Kip Noble – Michigan Tech
 Lee Davidson – North Dakota

Jim Dowd – Lake Superior St.
 David Shields – Denver

1989**East First Team**

Michael O'Neill – Yale
 Gregory Brown – Boston College
 Mike Hurlbut – St. Lawrence
 Dave Capuano – Maine
 Lane MacDonald – Harvard
 Kyle McDonough – Vermont

West First Team

Bruce Hoffort – Lake Superior St.
 Kord Cernich – Lake Superior St.
 Myles O'Connor – Michigan
 Kip Miller – Michigan St.
 Greg Parks – Bowling Green
 Bobby Reynolds – Michigan St.

East Second Team

David Littman – Boston College
 Bob Beers – Maine
 Dave Williams – Dartmouth
 Rick Bennett – Providence
 Timothy Sweeney – Boston College
 C.J. Young – Harvard

West Second Team

Curtis Joseph – Wisconsin
 Darryl Olsen – Northern Mich.
 Todd Richards – Minnesota
 Sheldon Gorski – Ill.-Chicago
 Daryn McBride – Denver
 Dave Snuggerud – Minnesota

1988**East First Team**

Bruce Racine – Northeastern
 Jack Capuano – Maine
 David Emma – Boston College
 Brian McColgan – St. Lawrence
 Rejean Boivin – Colgate
 Dave Capuano – Maine
 Peter Lappin – St. Lawrence

West First Team

Robb Stauber – Minnesota
 Scott Paluch – Bowling Green
 Paul Stanton – Wisconsin
 Steve Johnson – North Dakota
 Paul Ranheim – Wisconsin
 Mark Vermette – Lake Superior St.

East Second Team

John Fletcher – Clarkson
 Brian Dowd – Northeastern
 Don Sweeney – Harvard
 Luciano Borsato – Clarkson
 Gord Cruickshank – Providence
 Mike Golden – Maine
 Mike McHugh – Maine

West Second Team

Dean Anderson – Wisconsin
 Mike DeAngelis – Minn. Duluth
 Randy Skarda – Minnesota
 Phil Berger – Northern Mich.
 Nelson Emerson – Bowling Green
 Steve Tuttle – Wisconsin

1987**East First Team**

Bruce Racine – Northeastern
 Mark Benning – Harvard
 Brian Leetch – Boston College
 Craig Janney – Boston College
 Lane MacDonald – Harvard
 Joe Nieuwendyk – Cornell

West First Team

Gary Kruzich – Bowling Green
 Wayne Gayne – Western Mich.
 Ian Kidd – North Dakota
 Tony Hrkac – North Dakota
 Bob Joyce – North Dakota
 Mitch Messier – Michigan St.

East Second Team

Scott Yearwood – St. Lawrence
 Hank Lammens – St. Lawrence
 Eric Weinrich – Maine
 Peter Lappin – St. Lawrence
 Jon Morris – Mass.-Lowell
 Kevin Stevens – Boston College

West Second Team

Eddie Belfour – North Dakota

Rob Doyle – Colorado Col.
 Don McSween – Michigan St.
 Gary Emmons – Northern Mich.
 Tony Granato – Wisconsin
 Brad Jones – Michigan

1986**East First Team**

Doug Dadswell – Cornell
 Cliff Abrecht – Princeton
 Mike Dark – Rensselaer
 Scott Fusco – Harvard
 Scott Harlow – Boston College
 Joe Nieuwendyk – Cornell

West First Team

Gary Kruzich – Bowling Green
 Wayne Gayne – Western Mich.
 Norm Maciver – Minn. Duluth
 Dallas Gaume – Denver
 Mike Donnelly – Michigan St.
 Dan Dorion – Western Mich.

East Second Team

Grant Blair – Harvard
 Chris Terreri – Providence
 Mark Benning – Harvard
 Jay O'Leary – Boston U.
 Andy Otto – Clarkson
 Doug Brown – Boston College
 John Cullen – Boston U.
 Clark Donatelli – Boston U.
 Randy Wood – Yale

West Second Team

Bill Horn – Western Mich.
 Chris Olson – Denver
 Don McSween – Michigan St.
 Scott Sandelin – North Dakota
 Jim Smith – Denver
 Matt Christensen – Minn. Duluth
 Dwight Mathiasen – Denver
 Corey Millen – Minnesota
 Jamie Wansbrough – Bowling Green

1985**East First Team**

Chris Terreri – Providence
 Dave Fretz – Clarkson
 Ken Hammond – Rensselaer
 Tim Army – Providence
 Scott Fusco – Harvard
 Adam Oates – Rensselaer

West First Team

Rick Kosti – Minn. Duluth
 Norm Maciver – Minn. Duluth
 Dan McFall – Michigan St.
 Pat Micheletti – Minnesota
 Kelly Miller – Michigan St.
 Craig Simpson – Michigan St.
 Bill Watson – Minn. Duluth

East Second Team

Jeff Cooper – Colgate
 Jim Averill – Northeastern
 Peter Taglianetti – Providence
 Doug Brown – Boston College
 John Carter – Rensselaer
 Bob Sweeney – Boston College

West Second Team

Glenn Healy – Western Mich.
 Gary Haight – Michigan St.
 Tim Thomas – Wisconsin
 Tony Granato – Wisconsin
 Steve Moria – Alas. Fairbanks
 Ray Staszak – Ill.-Chicago

1984**East First Team**

Cleon Daskalakis – Boston U.
 Bob Armstrong – Clarkson
 Dave Fretz – Clarkson
 John Carter – Rensselaer
 Adam Oates – Rensselaer
 Steve Smith – Colgate

West First Team

Jon Casey – North Dakota
 Garry Galley – Bowling Green
 Tom Kurvers – Minn. Duluth
 Dan Kane – Bowling Green
 Paul Pooley – Ohio St.
 Bill Watson – Minn. Duluth

East Second Team

Daren Puppa – Rensselaer
Peter Taglianetti – Providence
T.J. Connolly – Boston U.
Kevin Foster – Vermont
Ken Manchurek – Northeastern
Gates Orlando – Providence

West Second Team

Rick Kosti – Minn. Duluth
Dan McFall – Michigan St.
Bill Schafhauser – Northern Mich.
Perry Pooley – Ohio St.
Dan Dorion – Western Mich.
Bob Lakso – Minn. Duluth

1983**East**

Darren Eliot – Cornell
Gray Weicker – St. Lawrence
Mark Fusco – Harvard
Randy Velischek – Providence
Robert Brooke – Yale
Kurt Kleinendorst – Providence
Colin Patterson – Clarkson

West

Ron Scott – Michigan St.
Doug Lidster – Colorado Col.
James Patrick – North Dakota
Kirt Bjork – Notre Dame
Pat Flatley – Wisconsin
Brian Hills – Bowling Green

1982**East**

Brian Hayward – Cornell
Mark Fusco – Harvard
Chris Renaud – Colgate
Andy Brickley – New Hampshire
Steve Cruickshank – Clarkson
Kirk McCaskill – Vermont

West

Ron Scott – Michigan St.
Bruce Driver – Wisconsin
Brian MacLellan – Bowling Green
Brian Hills – Bowling Green
George McPhee – Bowling Green
John Newberry – Wisconsin

1981**East**

Don Sylvestri – Clarkson
Mark Fusco – Harvard
Ed Small – Clarkson
Sandy Beadle – Northeastern
Bryan Cleaver – Clarkson
Gary Conn – Maine

West

Paul Fricker – Michigan
Marc Chorney – North Dakota
Tim Watters – Michigan Tech
Steve Bozek – Northern Mich.
Neal Broten – Minnesota
Steve Ulseth – Minnesota

1980**East**

Mark Holden – Brown
Andre Aubut – Maine
Louis Cote – Vermont
Bill Army – Boston College
Ross Brownridge – Dartmouth
Craig Homola – Vermont

West

Roy Schultz – Wisconsin
David Feamster – Colorado Col.
Howard Walker – North Dakota
Theran Welsh – Wisconsin
Murray Eaves – Michigan
Tim Harrer – Minnesota
Greg Meredith – Notre Dame
Mark Taylor – North Dakota

1979**East**

Jim Craig – Boston U.
Louis Cote – Vermont
Jack O'Callahan – Boston U.
Ralph Cox – New Hampshire

Joe Mullen – Boston College
Lance Nethery – Cornell

West

Bob Iwabuchi – North Dakota
Bill Baker – Minnesota
Curt Giles – Minn. Duluth
Mark Johnson – Wisconsin
Kevin Maxwell – North Dakota
Mark Pavelich – Minn. Duluth

1978**East**

Mike Laycock – Brown
Bill Blackwood – Clarkson
Peter Shier – Cornell
Ralph Cox – New Hampshire
Joe Mullen – Boston College
Lance Nethery – Cornell

West

Ernie Glanville – Denver
Curt Giles – Minn. Duluth
Ken Morrow – Bowling Green
Doug Berry – Denver
Mike Eaves – Wisconsin
Mark Johnson – Wisconsin

1977**East**

Brian Shields – Clarkson
Bill Blackwood – Clarkson
Tim Burke – New Hampshire
Rick Meagher – Boston U.
Bob Miller – New Hampshire
Dave Taylor – Clarkson

West

Julian Baretta – Wisconsin
Jack Brownschidle – Notre Dame
Craig Norwich – Wisconsin
Dave Debol – Michigan
Mike Eaves – Wisconsin
Brian Walsh – Notre Dame

1976**East**

Brian Shields – Clarkson
Peter Brown – Boston U.
Ron Wilson – Providence
Cliff Cox – New Hampshire
Jamie Hislop – New Hampshire
Rick Meagher – Boston U.
Bill Gilligan – Brown

West

Ed Mio – Colorado Col.
Jack Brownschidle – Notre Dame
Craig Norwich – Wisconsin
Tom Ross – Michigan St.
Mike Eaves – Wisconsin
Mike Zuke – Michigan Tech

1975**East**

Brian Petrovek – Harvard
Vic Stanfield – Boston U.
Ron Wilson – Providence
Rick Meagher – Boston U.
Tim O'Connell – Vermont
Randy Roth – Harvard

West

Ed Mio – Colorado Col.
Les Auge – Minnesota
Brian Engblom – Wisconsin
Bob D'Alvise – Michigan Tech
Mike Polich – Minnesota
Tom Ross – Michigan St.

1974**East**

Cap Raeder – New Hampshire
George Kuzmich – Cornell
Vic Stanfield – Boston U.
Bill Burlington – Boston U.
Gordie Clark – New Hampshire
Randy Roth – Harvard

West

Robbie Moore – Michigan
Norm Barnes – Michigan St.
Jim Nahrgang – Michigan Tech
Steve Colp – Michigan St.

Doug Palazzari – Colorado Col.
Mike Zuke – Michigan Tech

1973**East**

Ed Walsh – Boston U.
Tom Mellor – Boston College
Keith Smith – Brown U.
Gordie Clark – New Hampshire
Steve Dolloff – Boston U.
Bob McManama – Harvard

West

Ron Grahame – Denver
Bob Boyd – Michigan St.
Bill Nyrop – Notre Dame
Pat Boutette – Minn. Duluth
Ed Bumbacco – Notre Dame
Rob Palmer – Denver

1972**East**

Dan Brady – Boston U.
Bob Brown – Boston U.
Steve Warr – Clarkson
John Danby – Boston U.
Larry Fullan – Cornell
Dave Hynes – Harvard

West

Jim Watt – Michigan St.
Jeff Rotsch – Wisconsin
Alan Hangsleben – North Dakota
Bob Winograd – Colorado Col.
Walter Ledingham – Minn. Duluth
Doug Palazzari – Colorado Col.
Tom Peluso – Denver

1971**East**

Bruce Bullock – Clarkson
Bob Brown – Boston U.
Steve Warr – Clarkson
Joe Cavanagh – Harvard
Kevin Pettit – Cornell
Steve Stirling – Boston U.

West

Morris Trewin – Michigan Tech
Mike Christie – Denver
Rob Murray – Michigan Tech
Walter Ledingham – Minn. Duluth
Donald Thompson – Michigan St.
Vic Venasky – Denver

1970**East**

Bruce Bullock – Clarkson
Curt Bennett – Brown
Dan Lodboa – Cornell
Mike Hyndman – Boston U.
Joe Cavanagh – Harvard
Tom Earl – Colgate
Tim Sheehy – Boston College

West

Murray McLachlan – Minnesota
Ron Busniuk – Minn. Duluth
John Jagger – Wisconsin
John Marks – North Dakota
Wally Olds – Minnesota
Robert Collyard – Colorado Col.
Murray Keogan – Minn. Duluth
George Morrison – Denver

1969**East**

Ken Dryden – Cornell
Paul Hurlley – Boston College
Bruce Pattison – Cornell
Joe Cavanagh – Harvard
Brian Cornell – Cornell
Tim Sheehy – Boston College
Peter Tufford – Cornell
Herb Wakabayashi – Boston U.

West

Rick Duffett – Michigan St.
Keith Magnuson – Denver
John Marks – North Dakota
Robert Collyard – Colorado Col.

Al Karlander – Michigan Tech
George Morrison – Denver
Robert Munro – North Dakota

1968**East**

Ken Dryden – Cornell
Bruce Pattison – Cornell
Walter Stanowski – Cornell
Brian Cornell – Cornell
Wayne Small – Brown
Herb Wakabayashi – Boston U.

West

James Keough – Michigan
Terry Abram – North Dakota
Keith Magnuson – Denver
Gary Gambucci – Minnesota
Robert Munro – North Dakota
James Wiste – Denver

1967**East**

Ken Dryden – Cornell
Brian Gilmour – Boston U.
Harry Orr – Cornell
Doug Ferguson – Cornell
Jack Morrison – Yale
Jerry York – Boston College

West

Tony Esposito – Michigan Tech
Rick Best – Michigan Tech
Jerry Lafond – North Dakota
Bruce Riutta – Michigan Tech
Huffer Christiansen – Minn. Duluth
Bob Lindberg – Colorado Col.
Gary Milroy – Michigan Tech
James Wiste – Denver

1966**East**

Terry Yurkiewicz – Clarkson
Bob Gaudreau – Brown
Tom Ross – Boston U.
Fred Bassi – Boston U.
John Cuniff – Boston College
Doug Ferguson – Cornell

West

Tony Esposito – Michigan Tech
Bob Hill – Minn. Duluth
Bruce Riutta – Michigan Tech
Wayne Smith – Denver
Terry Casey – North Dakota
Bob Lindberg – Colorado Col.
Doug Volmar – Michigan St.

1965**East**

Terry Yurkiewicz – Clarkson
Jack Ferreira – Boston U.
Bob Gaudreau – Brown
Tom Ross – Boston U.
John Cuniff – Boston College
Grant Heffernan – Providence
Jerry Knightley – Rensselaer

West

Tony Esposito – Michigan Tech
Don Ross – North Dakota
Wayne Smith – Denver
Doug Roberts – Michigan St.
Mel Wakabayashi – Michigan
Doug Woog – Minnesota

1964**East**

Bob Perani – St. Lawrence
Richie Green – Boston U.
Larry Kish – Providence
Corby Adams – Clarkson
Bob Brinkworth – Rensselaer
Jerry Knightley – Rensselaer

West

Garry Bauman – Michigan Tech
Carl Lackey – Michigan St.
Tom Polonic – Michigan
Craig Falkman – Minnesota
John Simus – Colorado Col.
Gordon Wilkie – Michigan

1963**East**

Richie Broadbelt – St. Lawrence
Pat Brophy – Clarkson
David Johnston – Harvard
Calvin Wagner – Clarkson
Bob Brinkworth – Rensselaer
Jack Leetch – Boston College
Dates Fryberger – Middlebury

West

Garry Bauman – Michigan Tech
Lou Nanne – Minnesota
Don Ross – North Dakota
George Hill – Michigan Tech
Al McLean – North Dakota
Dave Merrifield – North Dakota
Bill Staub – Denver

1962**East**

Frank Stephenson – Colby
David Johnston – Harvard
Arlie Parker – St. Lawrence
Bill Hogan – Boston College
Ron Ryan – Colby
Dates Fryberger – Middlebury

West

John Chandik – Michigan St.
Henry Akervall – Michigan Tech
Elov Seger – Michigan Tech
Lou Angotti – Michigan Tech
Red Berenson – Michigan
Gerald Sullivan – Michigan Tech

1961**East**

Rod Blackburn – New Hampshire
Arlie Parker – St. Lawrence
Red Martin – Boston College
Terry Slater – St. Lawrence
Phil Latreille – Middlebury
Art Chisholm – Northeastern

West

George Kirkwood – Denver
Marty Howe – Denver
Grant Munro – Denver
Red Berenson – Michigan
Bill Masterton – Denver
Jerry Walker – Denver

1960**East**

Tom Wahman – Dartmouth
Red Martin – Boston College
Rusty Ingersoll – Dartmouth
Terry Slater – St. Lawrence
Phil Latreille – Middlebury
Art Chisholm – Northeastern

West

George Cuculick – Michigan Tech
Marty Howe – Denver
George Konik – Denver
Paul Coppo – Michigan Tech
Reg Morelli – North Dakota
Bill Masterton – Denver

1959**East**

Gerry Jones – Yale
Joe Jangro – Boston College
Pat Presley – St. Lawrence
Bob Marquis – Boston U.
Paul Midghall – Rensselaer
Phil Latreille – Middlebury

West

Joe Selinger – Michigan St.
Bill Steenson – North Dakota
Bob Watt – Michigan
John Kosiancic – Michigan Tech
Bob White – Michigan
Murray Williamson – Minnesota

1958**East**

Eddie MacDonald – Clarkson
Bob Dupuis – Boston U.
Don MacLeod – Boston U.
Bob Cleary – Harvard

Bob Marquis – Boston U.
Paul Midghall – Rensselaer

West

Jack McCartan – Minnesota
Bill Steenson – North Dakota
Ed Zemrau – Denver
Dick Burg – Minnesota
Red Hay – Colorado Col.
Bob McCusker – Colorado Col.
Bob White – Michigan

1957

Eddie MacDonald – Clarkson
Pat Presley – St. Lawrence
Bill Steenson – North Dakota
Don Wishart – Colorado Col.
Bob Cleary – Harvard
Red Hay – Colorado Col.
Joe McLean – St. Lawrence
Ron O'Brien – St. Lawrence
Ed Rowe – Clarkson

1956

Lorne Howes – Michigan
Robert Schiller – Michigan
Doug Silverberg – Colorado Col.
Art Smith – Clarkson
Garry Kearns – Rensselaer
Red Hay – Colorado Col.
William MacFarland – Michigan
Jack McManus – Michigan Tech
Bill Reichart – North Dakota
Ed Rowe – Clarkson

1955

Lorne Howes – Michigan
Chuck Flynn – Harvard
Mike Buchanan – Michigan
Robert Schiller – Michigan
Doug Silverberg – Colorado Col.
Phil Hilton – Colorado Col.
Bill Cleary – Harvard
Dick Dunnigan – Michigan
William MacFarland – Michigan
John Mayasich – Minnesota
Bill Reichart – North Dakota
Tom Rendall – Michigan
Clare Smith – Colorado Col.

1954

Jim Mattson – Minnesota
Spike Schultz – North Dakota
Jim Haas – Michigan
Ken Yackel – Minnesota
Ben Cherski – North Dakota
Dick Dougherty – Minnesota
William MacFarland – Michigan
John Mayasich – Minnesota

Division I First- Team All-Americans by College

1954-2005**BOSTON COLLEGE (36)**

05–Andrew Alberts
Patrick Eaves
04–Andrew Alberts
Tony Voce
03–Ben Eaves
01–Bobby Allen
Brian Gionta
00–Jeff Farkas
Brian Gionta
Mike Mottau
99–Brian Gionta
Mike Mottau
98–Marty Reasoner
91–David Emma
90–Gregory Brown
David Emma
Steve Heinze
89–Gregory Brown
87–Craig Janney
Brian Leetch
86–Scott Harlow
80–Bill Army

79–Joe Mullen
78–Joe Mullen
73–Tom Mellor
70–Tim Sheehy
69–Paul Hurley
Tim Sheehy
67–Jerry York
66–John Cunniff
65–John Cunniff
63–Jack Leetch
62–Bill Hogan
61–Red Martin
60–Red Martin
59–Joe Jangro

BOSTON U. (42)

03–Freddy Meyer
98–Chris Drury
Tom Poti
97–Jon Coleman
Chris Drury
96–Jay Pandolfo
95–Mike Grier
94–Mike Pomichter
93–Dave Sacco
92–Dave Sacco
91–Shawn McEachern
84–Cleon Daskalakis
79–Jim Craig
Jack O'Callahan
77–Rick Meagher
76–Peter Brown
Rick Meagher
75–Rick Meagher
Vic Stanfield
74–Bill Burlington
Vic Stanfield
73–Steve Dolloff
Keith Smith
Ed Walsh
72–Dan Brady
Bob Brown
John Danby
71–Bob Brown
Steve Stirling
70–Mike Hyndman
69–Herb Wakabayashi
68–Herb Wakabayashi
67–Brian Gilmour
66–Fred Bassi
Tom Ross
65–Jack Ferreira
Tom Ross
64–Richie Green
59–Bob Marquis
58–Bob Dupuis
Dan MacLeod
Bob Marquis

BOWLING GREEN (15)

95–Brian Holzinger
Kelly Perrault
90–Rob Blake
Nelson Emerson
89–Greg Parks
88–Scott Paluch
87–Gary Kruzich
86–Gary Kruzich
84–Garry Galley
Dan Kane
83–Brian Hills
82–Brian Hills
Brian MacLellan
George McPhee
78–Ken Morrow

BROWN (9)

04–Yann Danis
92–Mike Brewer
80–Mark Holden
78–Mike Laycock
76–Bill Gilligan
70–Curt Bennett
68–Wayne Small
66–Bob Gaudreau
65–Bob Gaudreau

CLARKSON (33)

01–Kent Huskins
79–Matt Pagnutti
Todd White
95–Brian Mueller
94–Craig Conroy

Brian Mueller
85–Dave Fretz
84–Bob Armstrong
Dave Fretz
83–Colin Patterson
82–Steve Cruickshank
81–Bryan Cleaver
Ed Small
Don Sylvestri
78–Bill Blackwood
77–Bill Blackwood
Brian Shields
Dave Taylor
76–Brian Shields
72–Steve Warr
71–Bruce Bullock
Steve Warr
70–Bruce Bullock
66–Terry Yurkiewicz
65–Terry Yurkiewicz
64–Corby Adams
63–Pat Brophy
Calvin Wagner
59–Eddie MacDonald
57–Eddie MacDonald
Ed Rowe
56–Ed Rowe
Art Smith

COLBY (2)

62–Ron Ryan
Frank Stephenson

COLGATE (6)

00–Andy McDonald
90–Dave Gagnon
88–Rejean Boivin
84–Steve Smith
82–Chris Renaud
70–Tom Earl

COLORADO COL. (33)

05–Curtis McElhinney
Marty Sertich
Brett Sterling
Mark Stuart
03–Noah Clarke
Tom Preissing
Peter Sejna
99–Brian Swanson
Scott Swanson
96–Ryan Bach
Peter Geronazzo
94–Shawn Reid
83–Doug Lidster
80–David Feamster
76–Ed Mio
75–Ed Mio
74–Doug Palazzari
72–Doug Palazzari
Bob Winograd
70–Robert Collyard
69–Robert Collyard
67–Bob Lindberg
66–Bob Lindberg
64–John Simus
59–Red Hay
Bob McCusker
57–Red Hay
Don Wishart
56–Red Hay
Doug Silverberg
55–Phil Hilton
Doug Silverberg
Clare Smith

CORNELL (31)

05–David McKee
03–David LeNeveu
Doug Murray
02–Doug Murray
Matt Underhill
92–Parris Duffus
91–Dan Ratushny
87–Joe Nieuwendyk
86–Doug Dadswell
Joe Nieuwendyk
83–Darren Eliot
82–Brian Hayward
79–Lance Nethery
78–Lance Nethery
Peter Shier
74–George Kuzmiz

72-Larry Fullan
71-Kevin Pettit
70-Dan Lodboa
69-Brian Cornell
Ken Dryden
Bruce Pattison
Peter Tufford
68-Brian Cornell
Ken Dryden
Bruce Pattison
Walter Stanowski
67-Ken Dryden
Doug Ferguson
Harry Orr
66-Doug Ferguson

DARTMOUTH (4)

04-Lee Stempniak
80-Ross Brownridge
60-Rusty Ingersoll
Tom Wahman

DENVER (28)

05-Matt Carle
04-Ryan Caldwell
86-Dallas Gaume
78-Doug Berry
Ernie Glanville
73-Ron Grahame
Rob Palmer
72-Tom Peluso
71-Mike Christie
Vic Venasky
70-George Morrison
69-Keith Magnuson
George Morrison
68-Keith Magnuson
James Wiste
67-James Wiste
66-Wayne Smith
65-Wayne Smith
63-Bill Staub
61-Marty Howe
George Kirkwood
Bill Masterton
Grant Munro
Jerry Walker
60-Marty Howe
George Konik
Bill Masterton
58-Ed Zemrau

FERRIS ST. (3)

03-Mike Brown
Chris Kunitz
94-John Gruden

HARVARD (27)

05-Noah Welch
03-Dominic Moore
94-Steve Martins
Sean McCann
93-Ted Drury
89-Lane McDonald
87-Mark Benning
Lane MacDonald
86-Scott Fusco
85-Scott Fusco
83-Mark Fusco
82-Mark Fusco
81-Mark Fusco
75-Brian Petrovek
Randy Roth
74-Randy Roth
73-Bob McManama
72-Dave Hynes
71-Joe Cavanagh
70-Joe Cavanagh
69-Joe Cavanagh
63-David Johnston
62-David Johnston
59-Bob Cleary
57-Bob Cleary
56-Bill Cleary
Chuck Flynn

LAKE SUPERIOR ST. (8)

96-Keith Aldrige
92-Mark Astley
Darrin Madeley
91-Jim Dowd
Darrin Madeley
89-Kord Cernich

Bruce Hoffort
88-Mark Vermette

MAINE (17)

99-David Cullen
Steve Kariya
96-Jeff Tory
95-Blair Allsion
Chris Imes
93-Mike Dunham
Chris Imes
Paul Kariya
92-Scott Pellerin
Yean-Yves Roy
91-Keith Carney
Jean-Yves Roy
89-Dave Capuano
88-Dave Capuano
Jack Capuano
81-Gary Conn
80-Andre Aubut

MASSACHUSETTS (1)

04-Thomas Pock

MASS.-LOWELL (2)

95-Greg Bullock
94-Dwayne Roloson

MIAMI (OHIO) (4)

98-Dan Boyle
97-Dan Boyle
Randy Robitaille
95-Charles Thuss

MICHIGAN (39)

05-T.J. Hensick
02-Mike Cammalleri
Mike Komisarek
01-Andy Hilbert
00-Jeff Jillson
98-Bill Muckalt
97-John Madden
Brendan Morrison
Marty Turco
96-Brendan Morrison
95-Brendan Morrison
94-David Oliver
Brian Wiseman
92-Denny Felsner
89-Myles O'Connor
81-Paul Fricker
80-Murray Eaves
77-Dave Debol
74-Robbie Moore
68-James Keough
65-Mel Wakabayaski
64-Tom Polonic
Gordon Wilkie
62-Red Berenson
61-Red Berenson
59-Bob Watt
Bob White
58-Bob White
56-Lorne Howes
William MacFarland
Robert Schiller
55-Mike Buchanan
Dick Dunnigan
Lorne Howes
William MacFarland
Tom Rendall
Robert Schiller
54-Jim Haas
William MacFarland

MICHIGAN ST. (35)

03-John-Michael Liles
02-Ryan Miller
01-Ryan Miller
00-Shawn Horcoff
99-Joe Blackburn
Mike York
98-Chad Alban
Mike York
93-Bryan Smolinski
92-Joby Messier
Dwayne Norris
91-Jason Woolley
90-Kip Miller
89-Kip Miller
Bobby Reynolds
87-Mitch Messier
86-Mike Donnelly

85-Dan McFall
Kelly Miller
Craig Simpson
83-Ron Scott
82-Ron Scott
76-Tom Ross
75-Ron Ross
74-Norm Barnes
Steve Colp
73-Bob Boyd
72-Jim Watt
71-Donald Thompson
69-Rick Duffett
66-Doug Volmar
65-Doug Roberts
64-Carl Lackey
62-John Chandik
59-Joe Selinger

MICHIGAN TECH (28)

94-Jamie Ram
93-Jamie Ram
81-Tim Watters
76-Mike Zuke
75-Bob D'Alvise
74-Jim Nahrgang
Mike Zuke
71-Rob Murray
Morris Trewin
69-Al Karlander
67-Rick Best
Tony Esposito
Gary Milroy
Bruce Riutta
66-Tony Esposito
Bruce Riutta
65-Tony Esposito
64-Garry Bauman
63-Garry Bauman
George Hill
62-Henry Akervall
Lou Angotti
Elov Seger
Gerald Sullivan
60-Paul Coppo
George Cuculick
59-John Kosiancic
56-Jack McManus

MIDDLEBURY (5)

63-Dates Fryberger
62-Dates Fryberger
61-Phil Latreille
60-Phil Latreille
59-Phil Latreille

MINNESOTA (30)

04-Keith Ballard
02-Jordan Leopold
John Pohl
01-Jordan Leopold
97-Mike Crowley
96-Brian Bonin
Mike Crowley
95-Brian Bonin
88-Robb Stauber
85-Pat Micheletti
81-Neal Broten
Steve Ulseth
80-Tim Harrer
79-Bill Baker
75-Les Auge
Mike Polich
70-Murray McLachlan
Wally Olds
68-Gary Gambucci
65-Doug Woog
64-Craig Falkman
63-Lou Nanne
59-Murray Williamson
58-Dick Burg
Jack McCartan
55-John Mayasich
54-Dick Dougherty
Jim Mattson
John Mayasich
Ken Yackel

MINN. DULUTH (21)

04-Junior Lessard
94-Chris Marinucci
93-Brett Hauer
Derek Plante

90-Chad Erickson
86-Norm Maciver
85-Rick Kost
Norm Maciver
Bill Watson
84-Tom Kurvers
Bill Watson
79-Curt Giles
Mark Pavelich
78-Curt Giles
73-Pat Boutette
72-Walter Ledingham
71-Walter Ledingham
70-Ron Busniuk
Murray Keogan
67-Huffer Christiansen
66-Bob Hill

NEW HAMPSHIRE (18)

05-Sean Collins
04-Steve Saviano
02-Darren Haydar
Colin Hemingway
01-Ty Conklin
99-Jason Krog
98-Mark Mowers
82-Andy Brickley
79-Ralph Cox
78-Ralph Cox
77-Tim Burke
Bob Miller
76-Cliff Cox
Jamie Hislop
74-Gordie Clark
Cap Raeder
73-Gordie Clark
61-Rob Blackburn

NORTH DAKOTA (42)

04-Brandon Bochenski
Zach Parise
01-Jeff Panzer
Travis Roche
00-Karl Goehring
Jeff Panzer
99-Jason Blake
Brad Williamson
98-Curtis Murphy
93-Greg Johnson
91-Greg Johnson
90-Russ Parent
88-Steve Johnson
87-Tony Hrkac
Bob Joyce
Ian Kidd
84-John Casey
83-James Patrick
81-Marc Chorney
80-Mark Taylor
Howard Walker
79-Bob lwabuchi
Kevin Maxwell
72-Alan Hangsleben
69-John Marks
Robert Munro
68-Terry Abram
Robert Munro
67-Jerry Lafond
66-Terry Casey
65-Don Ross
63-Al McLean
Dave Merrifield
Don Ross
60-Reg Morelli
59-Bill Steenson
58-Bill Steenson
57-Bill Steenson
56-Bill Reichart
55-Bill Reichart
54-Ben Cherski
Spike Schultz

NORTHEASTERN (10)

05-Jason Guerriero
02-Jim Fahey
98-Marc Robitaille
97-Dan McGillis
90-Rob Cowie
88-Bruce Racine
87-Bruce Racine
81-Sandy Beadle

61—Art Chisholm
60—Art Chisholm

NORTHERN MICH. (4)

92—Dallas Drake
91—Scott Beattie
Brad Werenka
81—Steve Bozek

NOTRE DAME (8)

83—Kirt Bjork
80—Greg Meredith
77—Jack Brownschidle
Brian Walsh
76—Jack Borwnschidle
73—Ed Bumbacco
Bill Nyrop
70—John Marks

OHIO ST. (2)

98—Hugo Boisvert
84—Paul Pooley

PRINCETON (1)

86—Cliff Abrecht

PROVIDENCE (8)

85—Tim Army
Chris Terrieri
83—Kurt Kleinendorst
Randy Velischek
76—Ron Wilson
75—Ron Wilson

65—Grant Heffernan
64—Larry Kish

RENSELAER (16)

02—Marc Cavosie
00—Joel Laing
99—Eric Heffler
90—Joe Juneau
86—Mike Dark
85—Ken Hammond
Adam Oates
84—John Carter
Adam Oates
65—Jerry Knightley
64—Bob Brinkworth
Jerry Knightley
63—Bob Brinkworth
59—Paul Midghall
58—Paul Midghall
56—Garry Kearns

ST. CLOUD ST. (1)

02—Mark Hartigan

ST. LAWRENCE (18)

01—Erik Anderson
00—Justin Harney
92—Dan Laperriere
91—Les Kuntar
89—Mike Hurlbut
88—Peter Lappin
Brian McColgan
83—Gray Weicker

64—Bob Perani
63—Richie Broadbelt
62—Arlie Parker
61—Arlie Parker
Terry Slater
60—Terry Slater
59—Pat Presley
57—Joe McLean
Ron O'Brien
Pat Presley

UNION (N.Y.) (1)

97—Trevor Koenig

VERMONT (11)

97—Martin St. Louis
96—Erin Perrin
Martin St. Louis
Tim Thomas
95—Martin St. Louis
89—Kyle McDonough
82—Kirk McCaskill
80—Louis Cote
Craig Homola
79—Louis Cote
75—Tim O'Connell

WESTERN MICH. (3)

87—Wayne Gayne
86—Dan Dorion
Wayne Gayne

WISCONSIN (25)

04—Bernd Bruckler

01—Dany Heatley
00—Jeff Dessner

Steve Reinprecht
95—Brian Rafalski
93—Barry Richter
90—Gary Shuchuk
88—Paul Ranheim
Paul Stanton
83—Pat Flatley
82—Bruce Driver
John Newberry
80—Roy Schultz
Theran Welsh
79—Mark Johnson
78—Mike Eaves
Mark Johnson
77—Julian Baretta
Mike Eaves
Craig Norwich
76—Mike Eaves
Craig Norwich
75—Brian Engblom
72—Jeff Rotsch
70—John Jagger

YALE (8)

03—Chris Higgins
01—Jeff Hamilton
98—Ray Giroux
93—Jack Duffy
89—Michael O'Neill
83—Robert Brooke
67—Jack Morrison
59—Gerry Jones

Division III Awards

AHCA All-America Teams

The American Hockey Coaches Association (AHCA) Division III all-America teams have been selected by the AHCA Awards Committee since 1970.

2005**East First Team**

Doug Kisielius, Sr., Trinity (Conn.)
Brian Phinney, Sr., Middlebury
Patrick Walsh, Sr., Colby
Gus Katsuras, Jr., Hamilton
Kurtis McLean, Sr., Norwich
Joseph Ori, Sr., Trinity (Conn.)

West First Team

Adam Hanna, Jr., St. John's (Minn.)
Darryl Smolero, Jr., St. John's (Minn.)
Ryan Tew, Sr., St. Norbert
Jason Deitsch, Jr., St. Norbert
Garrett Larson, Sr., Wis.-River Falls
Mike Wiggins, Sr., Wis.-Superior

East Second Team

Brett Walker, Sr., Geneseo St.
Jon Lounsbury, Sr., Southern Me.
Tom Sullivan, Jr., Babson
Eric Frank, Jr., Mass.-Dartmouth
Beau Kretzman, Sr., Amherst
Jimmy Sokol, Sr., Utica

West Second Team

Kyle Jones, Fr., St. Norbert
Keith Deilefson, Jr., Gust. Adolphus
Dale Lupul, Sr., Wis.-Superior
Scott Bjorklund, Jr., St. John's (Minn.)
Anthony Blumer, Sr., St. Thomas (Minn.)
Kyle Nosan, Sr., Wis.-Superior

2004**East First Team**

Raj Bhangoo, Sr., Wentworth Inst.
Lou DiMasi, Sr., Norwich
Lawne Snyder, Sr., Elmira
Travis Banga, Sr., New England Col.

Kevin Cooper, Sr., Middlebury
Kurtis McLean, Jr., Norwich

West First Team

Jeff Dotson, Sr., Wis.-Stout
Darryl Smolero, Jr., St. John's (Minn.)
Ryan Tew, Jr., St. Norbert
Scott Bjorklund, So., St. John's (Minn.)
Jason Deitsch, Jr., St. Norbert
Dustan Lick, Jr., St. Thomas (Minn.)

East Second Team

Adam Lavelle, Jr., Hobart
Joe Carrabs, Sr., Oswego St.
Chad Kemp, Sr., Plattsburgh St.
Chris Lee, Sr., Potsdam St.
Don Patrick, Sr., Oswego St.
Mike Tarantino, Sr., Rochester Inst.

West Second Team

Adam Hanna, Fr., St. John's (Minn.)
Adam Holmgren, Jr., St. John's (Minn.)
Dale Lupul, Jr., Wis.-Superior
Spencer Carbery, So., St. Norbert
Jim Murphy, Sr., Wis.-River Falls
Kevin Willey, Sr., St. John's (Minn.)

2003**East First Team**

Will Hamele, Sr., Fredonia St.
Joe Carrabs, Jr., Oswego St.
Lou DiMasi, Jr., Norwich
Travis Banga, Jr., New England Col.
Kevin Cooper, Jr., Middlebury
Kurtis McLean, So., Norwich

West First Team

Nathan Ziemski, Sr., Wis.-Superior
Adam Kragthorpe, Sr., Wis.-River Falls
Steve Rodberg, Sr., Wis.-Superior
Jaro Cesky, Sr., Augsburg
Jason Deitsch, So., St. Norbert
Maris Ziedins, Sr., St. Norbert

East Second Team

Doug Kisielius, So., Trinity (Conn.)
Peter Ollari, Sr., Plattsburgh St.
Nick Stauder, Sr., Salem St.
Brendon Hodge, Sr., Plattsburgh St.
Don Patrick, Jr., Oswego St.
Brian Yingling, Sr., Lebanon Valley

West Second Team

Rick Gregory, Sr., St. John's (Minn.)
Trevor Peterson, Sr., Concordia-M'head
Ryan Tew, So., St. Norbert
Colin Kendall, Sr., Wis.-Superior
Ryan Langenbrunner, Fr., St. John's (Minn.)
Evan Stensrud, Sr., Wis.-River Falls

2002**East First Team**

Christian Carlsson, Sr., Middlebury
Matt Dunn, Sr., Middlebury
Jerry Galway, Sr., Rochester Inst.
Mike Bournazakis, Jr., Rochester Inst.
Mike Carosi, Sr., Bowdoin
Kurtis McLean, Fr., Norwich

West First Team

Dan Melde, So., Gust. Adolphus
Adam Kragthorpe, Jr., Wis.-River Falls
Jim Underwood, Fr., St. Norbert
Tony Lawrence, Sr., St. Thomas (Minn.)
Mike Possin, Sr., St. John's (Minn.)
Maris Ziedins, Jr., St. Norbert

East Second Team

Niklas Sundberg, Sr., Plattsburgh St.
Ryan Constantine, Sr., Middlebury
Peter Ollari, Jr., Plattsburgh St.
Kevin Cooper, So., Middlebury
Jason Kilcan, Jr., Plattsburgh St.
Todd Nowicki, Sr., Buffalo St.

West Second Team

Ryan Gill, So., St. Norbert
Drew Leonard, Sr., Wis.-Superior
Drew Palmgren, Jr., St. Thomas (Minn.)
Chris Bodnar, Sr., St. Norbert
Chris Hackett, Jr., Wis.-Superior
Colin Kendall, Jr., Wis.-Superior

2001**East First Team**

Tyler Euverman, So., Rochester Inst.
Jerry Galway, Jr., Rochester Inst.
Jim Smith, Sr., Amherst
Keith Aucoin, Sr., Norwich
Peter Bournazakis, Sr., Rochester Inst.
Derek Hahn, Jr., Rochester Inst.

West First Team

Bryan Howard, Sr., Concordia-M'head
Eliot Komar, Sr., Wis.-River Falls
Adam Kragthorpe, So., Wis.-River Falls
Jeff Glowa, Sr., Wis.-Superior
Ivan Prokic, Sr., Wis.-Superior
Adam Sedgwick, Sr., St. Norbert

East Second Team

Niklas Sundberg, Jr., Plattsburgh St.
Matt Skoglund, Sr., Middlebury
Bryan Murray, Sr., Plattsburgh St.
Ralph Aiello, Sr., New England Col.
Scott Goldman, Sr., Middlebury
Brendon Hodge, So., Plattsburgh St.

West Second Team

Nathan Ziemski, So., Wis.-Superior
Mike McMahon, Sr., St. Thomas (Minn.)
Milan Tomaska, Jr., Wis.-Superior
Jeff Bernard, Sr., Wis.-River Falls
Jared Gustafson, Sr., Bethel (Minn.)
Tony Lawrence, Jr., St. Thomas (Minn.)

2000**East First Team**

David Haimson, Sr., Williams
Ben Barnett, Sr., Middlebury
Mike Ludwar, Sr., Norwich
Keith Aucoin, Jr., Norwich
Marc Bellemare, Sr., Norwich
Curt Goldman, Sr., Middlebury

West First Team

Bryan Howard, Jr., Concordia-M'head
Tommy Cianflone, Sr., St. Norbert
Rob Gramer, Sr., Concordia-M'head
Steve Aronson, Sr., St. Thomas (Minn.)
Ryan Maxson, Jr., Wis.-Stevens Point
Kevin Adam, Sr., Bethel (Minn.)

East Second Team

Lou Mastromarino, Sr., Salem St.
Brian Collum, Sr., Southern Me.
Bryan Murray, Jr., Plattsburgh St.
John Giannacopoulos, Sr., Middlebury
Jeff Paluseo, Sr., Plattsburgh St.
Pat Staerker, Sr., Rochester Inst.

West Second Team

Bobby Gould, So., Wis.-Stevens Point

Jared Gustafson, Jr., Bethel (Minn.)
Mike McMahon, Jr., St. Thomas (Minn.)
Brian Bolif, Sr., St. Thomas (Minn.)
Jeff Glowa, Jr., Wis.-Superior
Adam Sedgwick, Jr., St. Norbert

1999

East First Team

David Haimson, Jr., Williams
Jerry Galway, So., Rochester Inst.
Rob Koh, Sr., Colby
Tracey Belanger, Sr., Plattsburgh St.
Marc Bellemare, Jr., Norwich
Pat Staerker, Jr., Rochester Inst.

West First Team

Brady Alstead, Sr., Wis.-River Falls
Chris Chelios, Sr., Wis.-Superior
Kevin Fricke, Sr., Wis.-Stevens Point
Steve Aronson, Jr., St. Thomas (Minn.)
Ben Gorewich, Sr., Wis.-Stevens Point
Rob Smillie, Sr., St. Norbert

East Second Team

Mark Breeden, Sr., Geneseo St.
Ben Barnett, Jr., Middlebury
Mike Ludwar, Jr., Norwich
Keith Aucoin, So., Norwich
John Giannacopoulos, Jr., Middlebury
Rob MacDonald, Sr., Amherst

West Second Team

Mike Szkodzinski, Jr., St. Norbert
Tommy Cianfone, So., St. Norbert
Ryan Hartung, Sr., St. Thomas (Minn.)
Kevin Adam, Jr., Bethel (Minn.)
Matt Erredge, Sr., St. John's (Minn.)
Adam Sedgwick, So., St. Norbert

1998

East First Team

Francois Bourbeau – Middlebury
Jason Deslover – Plattsburgh St.
Ryan Goldman – Middlebury
Steve Moffat – Plattsburgh St.
Steve Naughton – Potsdam St.
Mark Spence – Middlebury

West First Team

Bobby Gorman – Wis.-Stevens Point
Tom Maryshak – St. Norbert
Tryg Sarsland – St. John's (Minn.)
Steve Aronson – St. Thomas (Minn.)
Forrest Gore – Wis.-Stevens Point
Rob Smillie – St. Norbert

East Second Team

Mark Breeden – Geneseo St.
Rob Koh – Colby
Eric Linkowski – Connecticut Col.
Brian DeFeo – Oswego St.
John Evangelista – Mercyhurst
Pat Staerker – Rochester Inst.

West Second Team

Ryan McIntosh – Augsburg
Mike Donaghue – Bemidji St.
Lon Hovland – Wis.-Superior
Todd Cary – Augsburg
Matt Erredge – St. John's (Minn.)
Aaron Novak – Bemidji St.

1997

East First Team

Chris Farion – Middlebury
Joe Baudo – Hamilton
Sebastian Bilodeau – Middlebury
Dan Lavergne – Colby
Geoff Liska – Norwich
Steve Toll – Rochester Inst.

West First Team

David Graichen – Wis.-Superior
Shawn Pomplun – Bemidji St.
Ben Butters – Bethel (Minn.)
Jeff Sobb – Bemidji St.
Frank Savino – St. Mary's (Minn.)
Forrest Gore – Wis.-Stevens Point

East Second Team

Jamie Morris – Rochester Inst.
Rob Koh – Colby
Bryan Cossette – Rochester Inst.
Dave Evans – Elmira
John Evangelista – Mercyhurst
Steve Moffat – Plattsburgh St.

West Second Team

Jeff Heil – Wis.-River Falls

Chris Chelios – Wis.-Superior
Janne Hassi – Wis.-Superior
Nate DeMars – St. Mary's (Minn.)
Bill Houck – Wis.-Eau Claire
Brian Barker – Wis.-Superior

1996

East First Team

Derek Puppa – Ala.-Huntsville
David Woodward – Babson
Ian Smith – Middlebury
Ryan Equale – Connecticut Col.
Kevin McKinnon – Mercyhurst
Chris Maybury – Rochester Inst.

West First Team

Brady Alstead – Wis.-River Falls
Aaron Arf – Wis.-River Falls
Lindsey Braun – Wis.-Superior
Bernie Adlys – Bemidji St.
Jason Lesteberg – Gust. Adolphus
Russ Johnson – Wis.-River Falls

East Second Team

Stu Logan – Bowdoin
Sebastian Bilodeau – Middlebury
Adam French – Rochester Inst.
Mario Mazzuca – Ala.-Huntsville
Brian Cronin – Colby
Geoff Liska – Norwich

West Second Team

David Graichen – Wis.-Superior
Troy Edwards – Bemidji St.
Janne Hassi – Wis.-Superior
Mike LeDuc – Augsburg
Mike Rotsch – St. Thomas (Minn.)
Brian Barker – Wis.-Superior

1995

East First Team

Marc Siegel – Williams
Paul Croteau – Bowdoin
Ian Smith – Middlebury
Charlie Gaffney – Bowdoin
Craig Conley – Fredonia St.
Rob Concannon – Salem St.

West First Team

David Graichen – Wis.-Superior
Jude Boullanne – Bemidji St.
Brian Lyke – Minn. St. Mankato
Omer Belisle – Bemidji St.
Matt Loen – Wis.-Eau Claire
Kevin Sobb – Wis.-Superior

East Second Team

Francois Bourbeau – Middlebury
Dave Woodward – Babson
Justin Proud – Mercyhurst
Bryan Quinn – Connecticut Col.
Gary Masocco – Fredonia St.
Chris Maybury – Rochester Inst.

West Second Team

Robin Cook – Bemidji St.
Aaron Arf – Wis.-River Falls
Vance Mattson – Wis.-Superior
Peter Rutili – Augsburg
Bob Haskins – Hamline
Corby Manes – St. Mary's (Minn.)

1994

East First Team

Marc Siegel – Williams
Paul Croteau – Bowdoin
Jim Pinti – Fredonia St.
Lenny Pereira – Plattsburgh St.
Jay Murphy – Rochester Inst.
Kurt Mallett – Salem St.

West First Team

Jeff Markham – Wis.-Superior
Chris Morque – Bemidji St.
Mick Kempffer – Wis.-Stevens Point
C.J. Beaurline – Augsburg
Mike Schwengler – Wis.-Eau Claire
Frank Cirone – Wis.-Stevens Point

East Second Team

Joe Bonvie – Salem St.
D.J. Keating – Salem St.
Mark Yannetti – Williams
Craig Conley – Fredonia St.
Charlie Gaffney – Bowdoin
Jeff Lupu – Fredonia St.

West Second Team

Dave Ketola – Wis.-Stevens Point
Todd Dvorak – Wis.-Eau Claire
Steve Elsmore – Wis.-Superior
James Karner – Bemidji St.
Jon Engfer – St. Thomas (Minn.)
Fred Harbinson – Wis.-Superior

1993

East First Team

Marc Siegel – Williams
Andrew Moir – Mercyhurst
Neil Sinclair – Middlebury
Charlie Gaffney – Bowdoin
Ray Alcindor – Middlebury
Lenny Pereira – Plattsburgh St.

West First Team

Dave Ketola – Wis.-Stevens Point
Mick Kempffer – Wis.-Stevens Point
Chris Valicevic – St. Mary's (Minn.)
Todd Tretter – Wis.-Stevens Point
Chris Campbell – Wis.-Superior
Glen Lang – Wis.-Superior

East Second Team

Mark Kuryak – Babson
John Lashar – Babson
Chris Potter – Connecticut Col.
Dan Pompeo – Babson
Chris McGee – Babson
Rob Madia – Mercyhurst

West Second Team

Brad Nowak – St. Mary's (Minn.)
Erik Hendrikson – Gust. Adolphus
Gary Gustafson – Bemidji St.
Jamie Erb – Bemidji St.
Marc Terris – Concordia-M'head
Jon Engfer – St. Thomas (Minn.)

1992

East First Team

Mark Kuryak – Babson
Doug Cochran – Middlebury
Matt Weir – Elmira
Kent Hughes – Middlebury
Bryan Krygier – Connecticut Col.
Joe Spinelli – Elmira

West First Team

Bret Newcomb – Gust. Adolphus
Tim Potter – Minn. St. Mankato
Nick Wohlers – St. Thomas (Minn.)
Paul Caulfield – Wis.-Stevens Point
Alex Hicks – Wis.-Eau Claire
Glen Lang – Wis.-Superior

East Second Team

Brent Truchon – Middlebury
Pat Currie – Middlebury
Bill Innocent – Mass.-Boston
Derek Bettencourt – Colby
Bernie Cassell – Elmira
Matthew Robbins – Salem St.

West Second Team

Todd Chin – Wis.-Stevens Point
Paul Ferry – Bemidji St.
Mick Kempffer – Wis.-Stevens Point
Brent Eilefson – St. Olaf
Mark Hicks – Wis.-Eau Claire
Brad Kennett – Bemidji St.

1991

East First Team

Joe Capprini – Babson
Bill Gall – Rochester Inst.
Jules Jardine – Elmira
Scott Burfoot – Mercyhurst
Glen Mazurowski – Geneseo St.
Joe Spinelli – Elmira

West First Team

Glen Prodl – Minn. St. Mankato
Pat Cullen – Bemidji St.
David Esse – Wis.-Superior
Paul Caulfield – Wis.-Stevens Point
Alex Hicks – Wis.-Eau Claire
Scott Johnson – Bemidji St.

East Second Team

Brent Truchon – Middlebury
Martin Beliveau – Plattsburgh St.
Doug Cochran – Middlebury
Marc Alcindor – Middlebury
Terry Campbell – Union (N.Y.)
Bryan Krygier – Connecticut Col.

West Second Team

Dan Vacco – Lake Forest
Derek Cooper – Minn. St. Mankato
Adam Rice – St. Olaf
Mike Hassman – Concordia-M'head
David Newcomer – Gust. Adolphus
Bill Rooney – Minn. St. Mankato

1990

East First Team

Lou Germain – Geneseo St.
Jim Creamer – Babson
Jules Jardine – Elmira
Mike Haviland – Elmira
Chris Smith – Geneseo St.
Joe Spinelli – Elmira

West First Team

Rick Royal – St. Scholastica
Jeffrey Miller – St. Thomas (Minn.)
Greg Robertson – Wis.-Eau Claire
Mike Hassman – Concordia-M'head
Alex Hicks – Wis.-Eau Claire
Brad Wiley – St. Mary's (Minn.)

East Second Team

Joe Capprini – Babson
Sean Cascio – Geneseo St.
Chris Vlachos – Salem St.
Brad Chin – Bowdoin
Chris Palmer – Rochester Inst.
John Stringfellow – Oswego St.

West Second Team

Kevin Marion – Wis.-Stevens Point
Doug Bowman – Lake Forest
Terry Hughes – Minn. St. Mankato
Paul Caulfield – Wis.-Stevens Point
Jeffrey Hatton – St. Thomas (Minn.)
Mark Hicks – Wis.-Eau Claire

1989

East First Team

Guy Hebert – Hamilton
Kevin Potter – Bowdoin
Dan Williams – Elmira
Scott Brown – Rochester Inst.
Sean Fitzgerald – Oswego St.
Brendan Hickey – Bowdoin

West First Team

Steve O'Shea – Bemidji St.
Tim Coghlin – Wis.-Stevens Point
Matthew Montgomery – St. Mary's (Minn.)
Ralph Barahona – Wis.-Stevens Point
Pat McPartlin – Wis.-Stevens Point
Brad Mattson – St. Mary's (Minn.)

East Second Team

Ron Kinghorn – Union (N.Y.)
Tim Cordick – Rochester Inst.
Jim Creamer – Babson
Ron Beran – Babson
Scott Marinaro – Elmira
Harry McCabe – Hamilton

West Second Team

Rob Grim – St. Mary's (Minn.)
Greg Robertson – Wis.-Eau Claire
Tom Shinabargar – Bemidji St.
Jeff Jaraczewski – Wis.-Eau Claire
Dan Richards – Bemidji St.
Arron Scott – Wis.-River Falls

1988

East

Tony Mongillo – Elmira
Mike Boyce – Merrimack
Dan Williams – Elmira
Todd Krygier – Connecticut Col.
Tom Sasso – Babson
Jim Vesey – Merrimack

West

Steve O'Shea – Bemidji St.
Tim Coghlin – Wis.-Stevens Point
Joe Lagoo – Wis.-River Falls
Dallas Miller – Augsburg
Ian Resch – Bemidji St.
Arron Scott – Wis.-River Falls

1987

East First Team

Jim Hrivnak – Merrimack
Bob Fowler – Merrimack

Jon Leonard – Bowdoin
 Joe Ferras – Plattsburgh St.
 John McGeough – Bowdoin
 Tom Sasso – Babson

West First Team

Doug Voss – Bethel (Minn.)
 Scott Jenewein – Minn. St. Mankato
 Mark Rice – Concordia-M'head
 Mike Brodzinski – St. Cloud St.
 Todd Lescarbeau – Bemidji St.
 Tom Palkowski – St. Thomas (Minn.)

East Second Team

Tom Acquaviva – Babson
 Matt Delguidice – St. Anselm
 Mike Boyce – Merrimack
 Todd Krygier – Connecticut Col.
 Howard Vandermaast – Potsdam St.
 Vin Paolucci – Colby
 Mike Snell – Oswego St.
 Jim Vesey – Merrimack

West Second Team

Ken Hilgert – Minn. St. Mankato
 Andy Clark – St. John's (Minn.)
 Terry Mattson – Bemidji St.
 Brad Johnson – St. Scholastica
 Pat McPhartlin – Wis.-Stevens Point
 Dallas Miller – Augsburg

1986**East**

Walter Edwards – Colby
 Jon Leonard – Bowdoin
 Bill Nash – Norwich
 Joe Lunny – Holy Cross
 Hubie McDonough – St. Anselm
 Tom Sasso – Babson
 Jim Vesey – Merrimack

West

Cory Goddard – St. Scholastica
 Greg Biskup – Bemidji St.
 Steve Olson – St. Thomas (Minn.)
 Mike Alexander – Bemidji St.
 Scott Curwin – St. Scholastica
 Tom Diedrich – St. Thomas (Minn.)

1985**East**

Keith Houghton – Babson
 Blaise MacDonald – Rochester Inst.
 Mike McGrath – Salem St.
 Brian Bell – Potsdam St.
 Peter DeArmas – Plattsburgh St.
 Hubie McDonough – St. Anselm

West

Mark Liska – Bemidji St.
 Dennis Gibbons – Bemidji St.
 Jon Pingree – Lake Forest
 Scott Thomas – Bethel (Minn.)
 Mike Alexander – Bemidji St.
 Scott Curwin – St. Scholastica
 Bo Snuggerud – St. Thomas (Minn.)

1984**East**

Dave Burkholder – Rochester Inst.
 Jean Roy – Bowdoin
 Frank Simonetti – Norwich
 Paul Donato – Babson
 Chris Johnstone – Rochester Inst.
 Mark Roberto – Norwich

West

Mark Liska – Bemidji St.
 Drey Bradley – Bemidji St.
 Jim Molle – Alas. Anchorage
 Doug Keys – Gust. Adolphus
 Joel Otto – Bemidji St.
 Dennis Sorenson – Alas. Anchorage

1983**East**

Chris Trincerì – Norwich
 Hap Grabeldinger – Elmira
 Jean Roy – Bowdoin
 Michael Carr – Mass.-Lowell
 David Lair – Oswego St.
 Steve Murphy – St. Anselm

West

Mark Liska – Bemidji St.
 Drey Bradley – Bemidji St.
 Mike Piette – Wis.-River Falls

Tom Kern – Minn. St. Mankato
 Steve Nelson – St. Olaf
 Joel Otto – Bemidji St.

1982**East**

John MacKenzie – Mass.-Lowell
 John Lohnes – Mass.-Lowell
 Jean Roy – Bowdoin
 Gaetan D'Anjou – Plattsburgh St.
 Ed Galiani – New England Col.
 Ken Kaiser – Mass.-Lowell

West

Rory Eidsness – St. Cloud St.
 Randy Allen – Gust. Adolphus
 Dan Pratt – St. Cloud St.
 Rick Hjelm – Gust. Adolphus
 Tom Kern – Minn. St. Mankato
 Scott MacFarlane – Lake Forest

1981**East**

Bill Provencher – Bowdoin
 Doug Kimura – Plattsburgh St.
 Paul Lohnes – Mass.-Lowell
 Dean Jenkins – Mass.-Lowell
 Tom Lawler – Merrimack
 Rick Pratt – Oswego St.

West

Steve Carroll – Minn. St. Mankato
 Scott Robideaux – St. Scholastica
 Mike Weinkauff – Minn. St. Mankato
 John Erickson – Gust. Adolphus
 Rob Feenie – Ill.-Chicago
 Mark Hentges – St. Thomas (Minn.)

1980**East**

Gary Whear – Babson
 Dean Fraser – Merrimack
 Paul Lohnes – Mass.-Lowell
 Tom Mulligan – Mass.-Lowell
 Mark Pletts – Bowdoin
 Gerald Curley – Holy Cross
 Dean Jenkins – Mass.-Lowell
 Tom Lawler – Merrimack

West

Walt Aufderheide – St. Scholastica
 Scott Robideaux – St. Scholastica
 John Erickson – Gust. Adolphus
 Keith Gilbertson – St. Scholastica
 Peter Hammer – St. Scholastica

1979**East**

Jay Palladino – Salem St.
 Gerry Ciarcia – Bowdoin
 Doug Kimura – Plattsburgh St.
 Tom Jacobs – Mass.-Lowell
 Craig MacTavish – Mass.-Lowell
 Bob Magnuson – Merrimack

West

Dennis Ewanchuck – Ill.-Chicago
 Dick Gunderson – St. John's (Minn.)
 Dave Saatzer – Minn. St. Mankato
 Ted Cotter – Ill.-Chicago
 Dave Reichel – St. Cloud St.
 Larry Ward – Minn. St. Mankato

1978**East**

Jim Stewart – Holy Cross
 Gerry Ciarcia – Bowdoin
 Mike Smith – American Int'l
 Bob Devaney – Bowdoin
 Tom Mullen – American Int'l
 Greg Preston – Oswego St.

West

Bob Janecyk – Chicago St.
 Mike Cadwell – Wis.-River Falls
 Dave Saatzer – Minn. St. Mankato
 Mike Cody – Gust. Adolphus
 Steve Hansen – Gust. Adolphus
 Dave Reichel – St. Cloud St.

1977**East**

Jerry Gagnon – Salem St.
 Paul Dunn – Merrimack

Jack Rankin – Union (N.Y.)
 Tom Morrill – Boston St.
 Tom Mullen – American Int'l
 Dave Rust – Army

West

Bob Janecyk – Chicago St.
 Tom Anderson – Minn. St. Mankato
 Bruce Edwards – Gust. Adolphus
 Bill Essel – Minn. St. Mankato
 Steve Hansen – Gust. Adolphus
 Jeff Keys – St. Thomas (Minn.)

1976**East**

Jerry Gagnon – Salem St.
 Rick Zeller – Williams
 Kurt Ziemendorf – Hamilton
 Cam McGregor – Norwich
 Tom Mullen – American Int'l
 Mike Reynolds – Merrimack

West

Bob Janecyk – Chicago St.
 Tom Anderson – Minn. St. Mankato
 John Mulvihill – Gust. Adolphus
 Gary Hansen – Gust. Adolphus
 George Hansen – Chicago St.
 Mike Stusick – Lake Forest

1975**East**

Jim Brimsek – Middlebury
 Rich Lamby – Salem St.
 John Vigneron – Bowdoin
 George Clark – Army
 Bill Dunn – Merrimack
 Jim Morris – St. Anselm

West

Bob Smith – Ill.-Chicago
 Greg Olson – Minn. St. Mankato
 Neil Smith – Western Mich.
 Gary Hansen – Gust. Adolphus
 Rob Hodge – Western Mich.
 Mike Stusick – Lake Forest
 Pat Sullivan – St. Cloud St.

1974**East**

Bill Cantwell – Norwich
 Dick Lamby – Salem St.
 John Murphy – Vermont
 Ted Castile – Vermont
 George Clark – Army
 Willie MacKinnon – Vermont

West

Robert Smith – Ill.-Chicago
 Doug Reed – Western Mich.
 Dennis Trooien – Gust. Adolphus
 Richard Agren – Gust. Adolphus
 James Stangl – Minn. St. Mankato
 Mike Stusick – Lake Forest
 Patrick Sullivan – St. Cloud St.

1973**East**

Bill Cantwell – Norwich
 Brad Cooke – Vermont
 Mark Petit – Merrimack
 Dick Donovan – Bowdoin
 Pat Keenan – Massachusetts
 Pat Wright – Vermont

West

Dave Gross – Minn. St. Mankato
 Mike Smith – Lake Forest
 Dennis Trooien – Gust. Adolphus
 John Fitzsimmons – St. Cloud St.
 Peter Taylor – Lake Forest
 Bill Techar – Minn. St. Mankato

1972**East**

P.J. Flaherty – Massachusetts
 Brian Sullivan – Massachusetts
 Ted Yeates – Vermont
 Pat Keenan – Massachusetts
 Steve Self – Colby
 Pat Wright – Vermont

West

Don Muio – Lake Superior St.

Jim Miller – Gust. Adolphus
 Mike Smith – Lake Forest
 Bob Elsen – St. Thomas
 George Roberts – Gust. Adolphus
 Jim Wiley – Lake Superior St.

1971**East**

David Reece – Vermont
 Bob Kullen – Bowdoin
 Ted Yeates – Vermont
 Dave Forbes – American Int'l
 Jim Grip – Norwich
 Bruce Jangro – Salem St.

West

Andy Micheletti – Gust. Adolphus
 James Field – Lake Forest
 John McNamara – Minn. St. Mankato
 Paul Oberstar – St. Cloud St.
 George Roberts – Gust. Adolphus

1970**East**

John Bradley – Bowdoin
 David Reece – Vermont
 Peter Sears – Oswego St.
 Michael Gilligan – Salem St.
 Robert Hall – Bowdoin
 George Kreiner – Vermont
 Todd Smith – Colby
 Gary Bensen – Williams
 Edward Good – Bowdoin
 Michael Thomas – Hamilton

West

Ronald Gordon – St. Cloud St.
 James Field – Lake Forest
 James Lundbohm – Gust. Adolphus
 Tony Guernsey – Lake Forest
 Gerald Krieger – Gust. Adolphus
 Clive Wang – Ill.-Chicago

Division III First- Team All-Americans by College

1970-2005**ALA.-HUNTSVILLE (1)**

96–Derek Puppa

ALAS. ANCHORAGE (2)

84–Jim Molle
 Dennis Sorenson

AMERICAN INT'L (5)

78–Tom Mullen
 Mike Smith
 77–Tom Mullen
 76–Tom Mullen
 71–Dave Forbes

AMHERST (1)

01–Jim Smith

ARMY (3)

77–Dave Rost
 75–George Clark
 74–George Clark

AUGSBURG (3)

03–Jaro Cesky
 94–C.J. Beauirline
 88–Dallas Miller

BABSON (10)

96–David Woodward
 92–Mark Kuryak
 91–Joe Capprini
 90–Jim Creamer
 88–Tom Sasso
 87–Tom Sasso
 86–Tom Sasso
 85–Keith Houghton
 84–Paul Donato
 80–Gary Whear

BEMIDJI ST. (23)

97–Shawn Pomplun
 Jeff Sobb
 96–Bernie Adly

95—Omar Belisle
Jude Boullanne
94—Chris Morque
91—Pat Cullen
Scott Johnson
89—Steve O'Shea
88—Steve O'Shea
Ian Resch
87—Todd Lescarbeau
86—Mike Alexander
Greg Bishop
85—Mike Alexander
Dennis Gibbons
Mark Liska
84—Drey Bradley
Mark Liska
Joel Otto
83—Drey Bradley
Mark Liska
Joel Otto

BETHEL (MINN.) (4)

00—Kevin Adam
97—Ben Butters
87—Doug Voss
85—Scott Thomas

BOSTON ST. (1)

77—Tom Morrill

BOWDOIN (24)

02—Mike Carosi
95—Paul Croteau
Charlie Gaffney
94—Paul Croteau
93—Charlie Gaffney
89—Brendan Hickey
Kevin Potter
88—Jon Leonard
John McGeough
87—Jon Leonard
84—Jean Roy
83—Jean Roy
82—Jean Roy
81—Bill Provencher
80—Mark Pleits
79—Gerry Ciarcia
78—Gerry Ciarcia
Bob Devaney
75—John Vigneron
73—Dick Donovan
71—Bob Kullen
70—John Bradley
Edward Good
Robert Hall

CHICAGO ST. (4)

78—Bob Janecyk
77—Bob Janecyk
76—George Hansen
Bob Janecyk

COLBY (6)

05—Patrick Walsh
99—Rob Koh
97—Dan Lavergne
86—Walter Edwards
72—Steve Self
70—Todd Smith

CONCORDIA-M'HEAD (5)

01—Bryan Howard
00—Rob Gramer
Bryan Howard
90—Mike Hassman
87—Mark Rice

CONNECTICUT COL. (3)

96—Ryan Equale
92—Bryan Krygier
88—Todd Krygier

ELMIRA (12)

04—Lawne Snyder
92—Joe Spinelli
Matt Weir
91—Jules Jardine
Joe Spinelli
90—Mike Haviland
Jules Jardine
Joe Spinelli
89—Dan Williams
88—Tony Mongillo
Dan Williams
83—Hap Grabeldinger

FREDONIA ST. (3)

03—Will Hamele
95—Craig Conley
94—Jim Pinti

GENESEO ST. (3)

91—Glen Mazurowski
90—Lou Germaine
Chris Smith

GUST. ADOLPHUS (24)

02—Dan Melde
96—Jason Lesteberg
92—Bret Newcomb
84—Doug Keys
82—Randy Allen
Rick Hjelm
81—John Erickson
80—John Erickson
78—Mike Cody
Steve Hansen
77—Bruce Edwards
Steve Hansen
76—Gary Hansen
John Mulvihill
75—Gary Hansen
74—Richard Agren
Dennis Trooien
73—Dennis Trooien
72—Jim Miller
George Roberts
71—Andy Micheletti
George Roberts
70—Gerald Kreiger
James Lundbohm

HAMILTON (5)

05—Gus Katsuras
97—Joe Baudo
89—Guy Hebert
76—Kurt Ziemendorf
70—Michael Thomas

HOLY CROSS (3)

86—Joe Lunny
80—Gerald Curley
78—Jim Stewart

ILL.-CHICAGO (6)

81—Rob Feenie
79—Ted Cotter
Dennis Ewanchuk
75—Bob Smith
74—Robert Smith
70—Clive Wang

LAKE FOREST (11)

85—Jon Pingree
82—Scott MacFarlane
76—Mike Stusick
75—Mike Stusick
74—Mike Stusick
73—Mike Smith
Peter Taylor
72—Mike Smith
71—James Field
70—James Field
Tony Guernsey

LAKE SUPERIOR ST. (2)

72—Don Munio
Jim Wiley

MASSACHUSETTS (4)

73—Pat Keenan
72—P.J. Flaherty
Pat Keenan
Brian Sullivan

MASS.-LOWELL (11)

83—Michael Carr
82—Ken Kaiser
Paul Lohnes
John Mackenzie
81—Dean Jenkins
Paul Lohnes
80—Dean Jenkins
Paul Lohnes
Tom Mulligan
79—Tom Jacobs
Craig MacTavish

MERCYHURST (3)

96—Kevin McKinnon
93—Andrew Mori
91—Scott Burfoot

MERRIMACK (13)

88—Mike Boyce
Jim Vesey
87—Bob Fowler
Jim Hrivnak
86—Jim Vesey
81—Tom Lawler
80—Dean Fraser
Tom Lawler
79—Bob Magnuson
77—Paul Dunn
76—Mike Reynolds
75—Bill Dunn
73—Mark Petit

MIDDLEBURY (19)

05—Brian Phinney
04—Kevin Cooper
03—Kevin Cooper
02—Christian Carlsson
Matt Dunn
00—Ben Barnett
Curt Goldman
98—Francois Bourbeau
Ryan Goldman
Mark Spence
97—Sebastien Bilodeau
Chris Farion
96—Ian Smith
95—Ian Smith
93—Ray Alcindor
Neil Sinclair
92—Doug Cochran
Kent Hughes
75—Jim Brimsek

MINN. ST. MANKATO (19)

95—Brian Lyke
92—Tim Potter
91—Glen Prodahl
87—Scott Jenewein
83—Tom Kern
82—Tom Kern
81—Steve Carroll
Mike Weinkauff
79—Dave Saatzer
Larry Ward
78—Dave Saatzer
77—Tom Anderson
Bill Essel
76—Tom Anderson
75—Greg Olson
74—James Stangl
73—Dave Gross
Bill Techar
71—John McNamara

NEW ENGLAND COL. (3)

04—Travis Banga
03—Travis Banga
82—Ed Galiani

NORWICH (20)

05—Kurtis McLean
04—Lou DiMasi
Kurtis McLean
03—Lou DiMasi
Kurtis McLean
02—Kurtis McLean
01—Keith Aucoin
00—Keith Aucoin
Marc Bellemare
Mike Ludwar
99—Marc Bellemare
97—Geoff Liska
86—Bill Nash
84—Mark Roberto
Frank Simonetti
83—Chris Trincer
76—Cam McGregor
74—Bill Cantwell
73—Bill Cantwell
71—Jim Grip

OSWEGO ST. (6)

03—Joe Carrabs
89—Sean Fitzgerald
83—David Lair
81—Rick Pratt
78—Greg Preson
70—Peter Sears

PLATTSBURGH ST. (10)

99—Tracey Belanger
98—Jason Desloover
Steve Moffat

94—Lenny Pereira
93—Lenny Pereira
87—Joe Ferras
85—Peter DeArmas
82—Gaetan D'Anjou
81—Doug Kimura
79—Doug Kimura

POTSDAM ST. (2)

98—Steve Naughton
85—Brian Bell

ROCHESTER INST. (16)

02—Mike Bournazakis
Jerry Galway
01—Peter Bournazakis
Tyler Euverman
Jerry Galway
Derek Hahn
99—Jerry Galway
Pat Staerker
97—Steve Toll
96—Chris Maybury
94—Jay Murphy
91—Bill Gall
89—Scott Brown
85—Blaise MacDonald
84—Dave Burkholder
Chris Johnstone

ST. ANSELM (4)

86—Hubie McDonough
85—Hubie McDonough
83—Steve Murphy
75—Jim Morris

ST. CLOUD ST. (10)

87—Mike Brodzinski
82—Rory Eidsness
Dan Pratt
79—Dave Reichel
78—Dave Reichel
75—Pat Sullivan
74—Pat Sullivan
73—John Fitzsimmons
71—Paul Oberstar
70—Ronald Gordon

ST. JOHN'S (MINN.) (6)

05—Adam Hanna
Darryl Smoleroff
04—Scott Bjorkland
Darryl Smoleroff
98—Tryg Sarsland
79—Dick Gunderson

ST. MARY'S (MINN.) (5)

97—Frank Saviano
93—Chris Valicevic
90—Brad Wiley
89—Brad Mattson
Matthew Montgomery

ST. NORBERT (13)

05—Jason Deitsch
Ryan Tew
04—Jason Deitsch
Ryan Tew
03—Jason Deitsch
Maris Ziedins
02—Jim Underwood
Maris Ziedins
01—Adam Segdwick
00—Tommy Cianflone
99—Rob Smillie
98—Tom Maryshak
Rob Smillie

ST. OLAF (1)

83—Steve Nelson

ST. SCHOLASTICA (9)

90—Rick Royal
86—Scott Curwin
Cory Goddard
85—Scott Curwin
81—Scott Robideaux
80—Walt Aufderheide
Keith Gilbertson
Peter Hammer
Scott Robideaux

ST. THOMAS (MINN.) (15)

04—Dustin Lick
02—Tony Lawrence
Mike Possin

00—Steve Aronson
 99—Steve Aronson
 98—Steve Aronson
 92—Nick Wohlers
 90—Jeffrey Miller
 87—Tom Palkowski
 86—Tom Diedrich
 Steve Olson
 85—Bo Snuggerud
 81—Mark Hentges
 77—Jeff Keys
 72—Bob Elsen

SALEM ST. (10)

95—Rob Concannon
 94—Kurt Mallett
 85—Mike McGrath
 79—Jay Palladino
 77—Jerry Gagnon
 76—Jerry Gagnon
 75—Rich Lamby
 74—Dick Lamby
 71—Bruce Jangro
 70—Michael Gilligan

TRINITY (CONN.) (2)

05—Doug Kisielius
 Joseph Ori

UNION (N.Y.) (1)

77—Jack Rankin

VERMONT (11)

74—Ted Castle
 Willie MacKinnon
 John Murphy
 73—Brad Cooke
 Pat Wright
 72—Pat Wright
 Ted Yeates
 71—David Reece
 Ted Yeates
 70—George Kreiner
 David Reece

WENTWORTH INST. (1)

04—Raj Bhangoo

WESTERN MICH. (3)

75—Rob Hodge
 Neil Smith
 74—Doug Reed

WILLIAMS (7)

00—David Haimson
 99—David Haimson
 95—Marc Siegel
 94—Marc Siegel
 93—Marc Siegel
 76—Rick Zeller
 70—Gary Bensen

WIS.-EAU CLAIRE (6)

95—Matt Loen

94—Mike Schwengler
 92—Alex Hicks
 91—Alex Hicks
 90—Alex Hicks
 Greg Robertson

WIS.-RIVER FALLS (14)

05—Garrett Larson
 Mike Wiggins
 03—Adam Kragthorpe
 02—Adam Kragthorpe
 01—Eliot Komar
 Adam Kragthorpe
 99—Brady Alstead
 96—Brady Alstead
 Aaron Arf
 Russ Johnson
 88—Joe Lagoo
 Arron Scott
 83—Mike Piette
 78—Mike Cadwell

WIS.-STEVENS POINT (17)

00—Ryan Maxson
 99—Kevin Fricke
 Bob Gorewich
 98—Forrest Gore
 Bobby Gorman
 97—Forrest Gore
 94—Crank Cirone
 Mick Kempffer

93—Mick Kempffer
 Dave Ketola
 Todd Tretter
 92—Paul Caufield
 91—Paul Caufield
 89—Ralph Barahona
 Tim Coghlin
 Pat McPartlin
 88—Tim Coghlin

WIS.-STOUT (1)

04—Jeff Dotson

WIS.-SUPERIOR (14)

03—Steve Rodberg
 Nathan Ziemski
 01—Jeff Glowa
 Ivan Prokic
 99—Chris Chelios
 97—David Graichen
 96—Lindsey Braun
 95—David Graichen
 Kevin Sobb
 94—Jeff Markham
 93—Chris Campbell
 Glen Lang
 92—Glen Lang
 91—David Esse

Special Awards

HOBEBY BAKER AWARD

The Hobey Baker Award, named for the legendary Princeton hockey player who died in World War I, recognizes strength of character both on and off the ice. Each year's winner is selected from a group of 10 finalists by the votes of a 25-member selection committee, along with the results of Vote for Hobey, an online fan ballot.

2005 Marty Sertich, Colorado Col., forward
 2004 Junior Lessard, Minn. Duluth, forward
 2003 Peter Sejna, Colorado Col., forward
 2002 Jordan Leopold, Minnesota, defense
 2001 Ryan Miller, Michigan St., goalie
 2000 Mike Mottau, Boston College, defense
 1999 Jason Krog, New Hampshire, center
 1998 Chris Drury, Boston U., center
 1997 Brendan Morrison, Michigan, center
 1996 Brian Bonin, Minnesota, center
 1995 Brian Holzinger, Bowling Green, center
 1994 Chris Marinucci, Minn. Duluth, center
 1993 Paul Kariya, Maine, left wing
 1992 Scott Pellerin, Maine, left wing
 1991 David Emma, Boston College, center
 1990 Kip Miller, Michigan St., center
 1989 Lane MacDonald, Harvard, right wing
 1988 Robb Stauber, Minnesota, goalie

1987 Tony Hrkac, North Dakota, center
 1986 Scott Fusco, Harvard, left wing
 1985 Bill Watson, Minn. Duluth, right wing
 1984 Tom Kurvers, Minn. Duluth, defense
 1983 Mark Fusco, Harvard, defense
 1982 George McPhee, Bowling Green, left wing
 1981 Neal Broten, Minnesota, center

SID WATSON AWARD

Presented to the college division Player of the Year by the American Hockey Coaches Association.

2005 Kurtis McLean, Norwich, forward
 2004 Kevin Cooper, Middlebury, forward
 2003 Maris Ziedins, St. Norbert, forward
 2002 Jerry Galway, Rensselaer, defense
 2001 Keith Aucoin, Norwich, forward
 2000 Steve Aronson, St. Thomas (Minn.), forward
 1999 Rob Smillie, St. Norbert, forward
 1998 Mark Spence, Middlebury, forward
 1997 Steve Toll, Rensselaer, forward
 1996 Ian Smith, Middlebury, defense
 1995 Charlie Gaffney, Bowdoin, forward
 1994 Ray Alcindor, Middlebury, forward
 1993 Frank Cirrone, Wis.-Stevens Point, forward



Norwich's Kurtis McLean poses with the Sid Watson Award, presented to the college division Player of the Year by the American Hockey Coaches Association, after he received the honor in 2005.

Photo by Norwich Sports Information

Men's Coaching Records

Division I Coaching Records.....	78
Winningest Coaches All-Time by Percentage	78
Winningest Coaches All-Time by Wins	78
Division III Coaching Records.....	78
Winningest Active Coaches by Percentage	78
Winningest Active Coaches by Wins	78
Coaching Honors.....	79



Division I Coaching Records

Winningest Active Coaches


(Minimum 5 years as a Division I head coach.)

BY PERCENTAGE

Coach, School	Yrs.	W	L	T	Pct.
1. Jeff Jackson, Notre Dame	6	182	52	25	.751
2. Red Berenson, Michigan	21	564	263	58	.670
3. Scott Owens, Colorado Col.	6	153	76	18	.656
4. Dick Umile, New Hampshire	15	351	175	54	.652
5. Jack Parker, Boston U.	32	713	372	80	.646
6. Don Lucia, Minnesota	18	441	232	50	.645
7. Mike Schafer, Cornell	10	199	103	34	.643
8. Doug Ross, Ala.-Huntsville	27	478	271	40	.631
9. Rick Gotkin, Mercyhurst	17	316	185	32	.623
10. Rand Pecknold, Quinnipiac	11	202	118	31	.620
11. Jerry York, Boston College	33	716	479	72	.594
12. George Gwozdecky, Denver	19	399	295	57	.569
13. Tim Whitehead, Maine	9	179	137	33	.560
14. Blaise MacDonald, Mass.-Lowell	9	159	121	36	.560
15. Rick Comley, Michigan St.	32	663	523	79	.555
16. Joe Marsh, St. Lawrence	20	358	298	47	.543
17. John Markell, Ohio St.	11	200	173	32	.533
18. Dan Fridgen, Rensselaer	11	197	176	32	.526
19. Brian Cavanaugh, Canisius	24	350	314	60	.525
20. Don Vaughan, Colgate	12	204	183	36	.525
21. Bruce Marshall, Connecticut	17	245	221	48	.523
22. Paul Pearl, Holy Cross	10	151	138	29	.520
23. Craig Dahl, St. Cloud St.	25	414	396	54	.510
24. Bill Wilkinson, Wayne St. (Mich.)	23	408	400	71	.505

BY VICTORIES

Coach, School	Yrs.	Wins
1. Jerry York, Boston College	33	716
2. Jack Parker, Boston U.	32	713
3. Rick Comley, Michigan St.	32	663
4. Red Berenson, Michigan	21	564
5. Doug Ross, Ala.-Huntsville	27	478
6. Don Lucia, Minnesota	18	441
7. Craig Dahl, St. Cloud St.	25	414
8. Bill Wilkinson, Wayne St. (Mich.)	23	408



Boston College's Jerry York leads all active coaches with 716 victories in 33 years. He directed the Eagles to a 26-7-7 record in 2004-05.

Photo by Boston College Sports Information

Coach, School	Yrs.	Wins
9. George Gwozdecky, Denver	20	399
10. Joe Marsh, St. Lawrence	20	358
11. Dick Umile, New Hampshire	15	351
12. Brian Cavanaugh, Canisius	24	350
13. Tim Taylor, Yale	27	327
14. Rick Gotkin, Mercyhurst	17	316
15. Donald Cahoon, Massachusetts	18	245
16. Bruce Marshall, Connecticut	17	245
17. Gary Wright, American Int'l	21	231
18. Frank Anzalone, Lake Superior St.	12	223
19. Bob Daniels, Ferris St.	13	208
20. Bob Gaudet, Dartmouth	17	207
21. Don Vaughan, Colgate	12	204
22. Rand Pecknold, Quinnipiac	11	202
23. John Markell, Ohio St.	11	200
24. Mike Schafer, Cornell	10	199
25. Dan Fridgen, Rensselaer	11	197
26. Jeff Jackson, Notre Dame	6	182
27. Tim Whitehead, Maine	9	179

Division III Coaching Records

Winningest Active Coaches

(Minimum 5 years as a Division III head coach, minimum .500 winning percentage.)

BY PERCENTAGE

Coach, School	Yrs.	W	L	T	Pct.
1. John Rolli, Mass.-Dartmouth	20	401	104	16	.785
2. Dan Stauber, Wis.-Superior	5	109	26	19	.770
3. Bob Emery, Plattsburgh St.	15	349	105	32	.751
4. Tim Coghlin, St. Norbert	12	245	82	27	.730
5. Bill Beaney, Middlebury	25	451	178	22	.710
6. Steve Freeman, Wis.-River Falls	9	182	78	17	.688
7. Terry Skrypek, St. Thomas (Minn.)	18	340	149	36	.682
8. Terry Meagher, Bowdoin	22	360	162	32	.679
9. Dean Fuller, Fitchburg St.	21	362	174	24	.668
10. Jim Tortorella, Colby	10	157	76	20	.660
11. Glenn Thomar, Potsdam St.	16	292	151	19	.653
12. John Harrington, St. John's (Minn.)	12	203	109	25	.639
13. Keith Levinthal, Manhattanville	6	92	50	11	.637
14. Joe Baldarotta, Wis.-Stevens Point	13	231	130	30	.629
15. Bill O'Neill, Salem St.	22	390	235	35	.617
16. John Dunham, Trinity (Conn.)	31	420	280	26	.596
17. Mike McShane, Norwich	24	409	272	42	.595
18. Bill Kangas, Williams	16	212	152	30	.576
19. Phil Grady, Hamilton	21	281	214	29	.564
20. Jeff Meredith, Fredonia St.	16	237	175	40	.569
21. Mike Schwartz, Augsburg	9	115	97	27	.538
22. Lou Izzi, Nichols	7	90	82	5	.523
23. Jack Arena, Amherst	22	260	239	44	.519

BY VICTORIES

Coach, School	Yrs.	Wins
1. Bill Beaney, Middlebury	25	451
2. John Dunham, Trinity (Conn.)	31	420
3. Mike McShane, Norwich	24	409
4. John Rolli, Mass.-Dartmouth	20	401
5. Bill O'Neill, Salem St.	22	390
6. Dean Fuller, Fitchburg St.	21	362
7. Terry Meagher, Bowdoin	22	360
9. Don Olson, St. Mary's (Minn.)	28	352
8. Bob Emery, Plattsburgh St.	15	349
10. Terry Skrypek, St. Thomas (Minn.)	18	340
11. Tony Fritz, Lake Forest	27	316
12. Glenn Thomar, Potsdam St.	16	292
13. Phil Grady, Hamilton College	21	281
14. Al MacCormack, Lebanon Valley	23	268
15. Jack Arena, Amherst	22	260
16. Tim Coghlin, St. Norbert	12	245
17. Jeff Meredith, Fredonia St.	16	237
18. Joe Baldarotta, Wis.-Stevens Point	12	231
19. Bill Kangas, Williams	16	212
20. Paul Dion, Skidmore	22	206
21. John Harrington, St. John's (Minn.)	12	203
22. Steve Baumgartner, Concordia-Mhead	18	195
23. Steve Freeman, Wis.-River Falls	8	160
24. Jim Tortorella, Colby	10	157
25. Mike Schwartz, Augsburg	9	115

Coaching Honors

AHCA Coach of the Year

(Selected by the American Hockey Coaches Association)

DIVISION I

2005 George Gwozdecky, Denver
 2004 Scott Sandelin, Minn. Duluth
 2003 Bob Daniels, Ferris St.
 2002 Tim Whitehead, Maine
 2001 Dean Blais, North Dakota
 2000 Joe Marsh, St. Lawrence
 1999 Richard Umile, New Hampshire
 1998 Tim Taylor, Yale
 1997 Dean Blais, North Dakota
 1996 Bruce Crowder, Mass.-Lowell
 1995 Shawn Walsh, Maine
 1994 Don Lucia, Colorado Col.
 1993 George Gwozdecky, Miami (Ohio)
 1992 Ron Mason, Michigan St.
 1991 Rick Comley, Northern Mich.
 1990 Terry Slater, Colgate
 1989 Joe Marsh, St. Lawrence
 1988 Frank Anzalone, Lake Superior St.
 1987 John "Gino" Gasparini, North Dakota
 1986 Ralph Backstrom, Denver
 1985 Len Ceglarski, Boston College
 1984 Mike Sertich, Minn. Duluth
 1983 Bill Cleary, Harvard
 1982 Ferny Flaman, Northeastern
 1981 Bill O'Flaherty, Clarkson
 1980 Rick Comley, Northern Mich.
 1979 Charlie Holt, New Hampshire
 1978 Jack Parker, Boston U.
 1977 Jerry York, Clarkson
 1976 John MacInnes, Michigan Tech
 1975 Jack Parker, Boston U.
 1974 Charlie Holt, New Hampshire
 1973 Len Ceglarski, Boston College
 1972 John "Snooks" Kelley, Boston College

1971 Ralph "Cooney" Weiland, Harvard
 1970 John MacInnes, Michigan Tech
 1969 Charlie Holt, New Hampshire
 1968 Ned Harkness, Cornell
 1967 Edward Jeremiah, Dartmouth
 1966 Amo Bessone, Michigan St.
 Len Ceglarski, Clarkson
 1965 Jim Fullerton, Brown
 1964 Tom Eccleston Jr., Providence
 1963 Tony Frasca, Colorado Col.
 1962 Jack Kelley, Colby
 1961 Murray Armstrong, Denver
 1960 Jack Riley, Army
 1959 John "Snooks" Kelley, Boston College
 1958 Harry Cleverly, Boston U.
 1957 Jack Riley, Army
 1956 William Harrison, Clarkson
 1955 Ralph "Cooney" Weiland, Harvard
 1954 Vic Heyliger, Michigan
 1953 John Mariucci, Minnesota
 1952 Cheddy Thompson, Colorado Col.
 1951 Edward Jeremiah, Dartmouth

Terry Skrypek, head coach of St. Thomas (Minnesota), earned 2005 AHCA Division III Coach of the Year honors, leading the Tommies to a national runner-up finish and a 20-6-5 record.



Photo by St. Thomas (Minnesota) Sports Information

DIVISION III

2005 Terry Skrypek, St. Thomas (Minn.)
 2004 Bill Beaney, Middlebury
 2003 George Roll, Oswego St.
 2002 Dan Stauber, Wis.-Superior
 2001 Wayne Wilson, Rochester Inst.
 2000 Mike McShane, Norwich
 1999 Mike McShane, Norwich
 1998 Mike Schwartz, Augsburg
 1997 Mike McShane, Norwich
 1996 Dean Talafous, Wis.-River Falls
 1995 Bill Beaney, Middlebury
 1994 Jeff Meredith, Fredonia
 1993 Joe Baldarotta, Wis.-Stevens Point
 1992 Bruce Marshall, Connecticut
 1991 Glenn Thomaris, Elmira
 1990 Bill Beaney, Middlebury
 1989 Terry Meagher, Bowdoin
 1988 Glenn Thomaris, Elmira
 1987 Tony Mariano, Norwich
 1986 Terry Meagher, Bowdoin
 1985 Rob Riley, Babson
 1984 Bob Peters, Bemidji St.
 1983 Mike Gibbons, Bemidji St.
 Peter Van Buskirk, Holy Cross
 1982 Steve Stirling, Babson
 1981 Herb Hammond, Plattsburgh St.
 1980 Steve Stirling, Babson
 1979 Don Brose, Minn. St. Mankato
 1978 Sid Watson, Bowdoin
 1977 Bill Riley Jr., Mass.-Lowell
 1976 Don Roberts, Gust. Adolphus
 1975 Wendall Forbes, Middlebury
 1974 Barry Urbanski, Boston St.
 1973 Jim Cross, Vermont
 1972 Jack Canniff, Massachusetts
 1971 Sid Watson, Bowdoin
 1970 Sid Watson, Bowdoin

2005 Men's Statistical Leaders

Division I Individual Leaders	82
Division I Team Leaders	84
Division III Individual Leaders	85
Division III Team Leaders	86



2005 Division I Individual Leaders

Points Per Game

Rank	Name, Team	Cl.	Games	Goals	Asst.	Pts.	Avg.
1.	Marty Serlich, Colorado Col.	Jr.	43	27	37	64	1.49
2.	Brett Sterling, Colorado Col.	Jr.	43	34	29	63	1.47
3.	Colin Murphy, Michigan Tech	Sr.	37	11	42	53	1.43
4.	T.J. Hensick, Michigan	So.	39	23	32	55	1.41
5.	Jeff Tambellini, Michigan	Jr.	42	24	33	57	1.36
6.	Brent Walton, Western Mich.	Jr.	37	21	29	50	1.35
7.	Sean Collins, New Hampshire	Sr.	42	19	37	56	1.33
	Patrick Eaves, Boston College	Jr.	36	19	29	48	1.33
	Jared Ross, Ala.-Huntsville	Sr.	30	22	18	40	1.33
10.	Gabe Gauthier, Denver	Jr.	43	26	31	57	1.33
11.	Preston Callander, New Hampshire	Sr.	42	25	29	54	1.29
12.	Barret Ehgoetz, Niagara	Sr.	36	16	30	46	1.28
13.	Jason Guerriero, Northeastern	Sr.	38	17	31	48	1.26
14.	Bruce Mulherin, Ala.-Huntsville	Jr.	31	24	15	39	1.26
15.	Scott Parse, Neb.-Omaha	So.	39	19	30	49	1.26
16.	Matt Moulson, Cornell	Jr.	34	22	20	42	1.24
17.	Scott Mifsud, Vermont	Sr.	39	21	27	48	1.23
18.	Lee Stempniak, Dartmouth	Sr.	35	14	29	43	1.23
19.	Reid Cashman, Quinnipiac	So.	37	13	32	45	1.22
20.	Jeff Legue, Ferris St.	Sr.	37	24	20	44	1.19

Goals Per Game

Rank	Name, Team	Cl.	Games	Goals	Avg.
1.	Brett Sterling, Colorado Col.	Jr.	43	34	0.79
2.	Bruce Mulherin, Ala.-Huntsville	Jr.	31	24	0.77
3.	Jared Ross, Ala.-Huntsville	Sr.	30	22	0.73
4.	Ben Walter, Mass.-Lowell	Jr.	36	26	0.72
5.	Ryan Gale, Niagara	Sr.	36	24	0.67
6.	T.J. Trevelyan, St. Lawrence	Jr.	38	25	0.66
7.	Jeff Legue, Ferris St.	Sr.	37	24	0.65
8.	Matt Moulson, Cornell	Jr.	34	22	0.65
9.	Marty Serlich, Colorado Col.	Jr.	43	27	0.63
10.	Gabe Gauthier, Denver	Jr.	43	26	0.60
11.	Tyler McGregor, Holy Cross	Jr.	35	21	0.60
12.	Preston Callander, New Hampshire	Sr.	42	25	0.60
13.	T.J. Hensick, Michigan	So.	39	23	0.59
14.	Jason Bloomingburg, Wayne St. (Mich.)	So.	34	20	0.59
15.	Dustin Sproat, Princeton	Jr.	31	18	0.58
16.	Matt Beaudoin, Ohio St.	So.	40	23	0.58
17.	Jeff Tambellini, Michigan	Jr.	42	24	0.57
18.	Brent Walton, Western Mich.	Jr.	37	21	0.57
19.	Mike Morris, Northeastern	Jr.	34	19	0.56
20.	Brendan Cook, Bemidji St.	Sr.	36	20	0.56

Assists Per Game

Rank	Name, Team	Cl.	Games	Assists	Avg.
1.	Colin Murphy, Michigan Tech	Sr.	37	42	1.14
2.	Sean Collins, New Hampshire	Sr.	42	37	0.88
3.	Grant Goeckner-Zoeller, Princeton	So.	30	26	0.87

Rank	Name, Team	Cl.	Games	Assists	Avg.
4.	Reid Cashman, Quinnipiac	So.	37	32	0.86
5.	Marty Serlich, Colorado Col.	Jr.	43	37	0.86
6.	Darin Olver, Northern Mich.	So.	40	34	0.85
7.	Brett Skinner, Denver	Jr.	43	36	0.84
8.	Barret Ehgoetz, Niagara	Sr.	36	30	0.83
9.	Lee Stempniak, Dartmouth	Sr.	35	29	0.83
10.	T.J. Hensick, Michigan	So.	39	32	0.82
11.	Jason Guerriero, Northeastern	Sr.	38	31	0.82
	Ryan Shannon, Boston College	Sr.	38	31	0.82
13.	Tom Fritsche, Ohio St.	Fr.	42	34	0.81
14.	Brett Pilkington, Bowling Green	Jr.	31	25	0.81
15.	Patrick Eaves, Boston College	Jr.	36	29	0.81
16.	Tyler Hirsch, Minnesota	Jr.	41	33	0.80
17.	Elias Godoy, Mass.-Lowell	Jr.	34	27	0.79
18.	Jeff Tambellini, Michigan	Jr.	42	33	0.79
19.	Brent Walton, Western Mich.	Jr.	37	29	0.78
20.	Jim Slater, Michigan St.	Sr.	41	32	0.78

Power-Play Goals

Rank	Name, Team	Cl.	Games	PPG
1.	Brett Sterling, Colorado Col.	Jr.	43	18
2.	Matt Beaudoin, Ohio St.	So.	40	14
	Ryan Potulny, Minnesota	So.	44	14
4.	Pierre-Luc O'Brien, Sacred Heart	So.	35	13
	Ben Walter, Mass.-Lowell	Jr.	36	13
	Brian Boyle, Boston College	So.	40	13
	Rod Pelley, Ohio St.	Jr.	41	13
	Danny Irmen, Minnesota	So.	44	13
9.	Matt Moulson, Cornell	Jr.	34	12
	Scott Mifsud, Vermont	Sr.	39	12
	Gabe Gauthier, Denver	Jr.	43	12
12.	Bruce Mulherin, Ala.-Huntsville	Jr.	31	11
	Matt Craig, Quinnipiac	Sr.	37	11
	Derek Nesbitt, Ferris St.	Sr.	38	11
	Brett Hemingway, New Hampshire	So.	42	11
	Chad Kolarik, Michigan	Fr.	42	11
	Joey Crabb, Colorado Col.	Jr.	43	11
	Luke Fulghum, Denver	Sr.	43	11
19.	Jared Ross, Ala.-Huntsville	Sr.	30	10
	Mike Erickson, Western Mich.	Jr.	34	10
	Ben Cottreau, Mercyhurst	Fr.	35	10
	Brendan Cook, Bemidji St.	Sr.	36	10
	Jonathan Matsumoto, Bowling Green	Fr.	36	10
	Brandon Merkosky, Air Force	So.	36	10
	Tyler Shelast, Michigan Tech	Fr.	37	10
	Brent Walton, Western Mich.	Jr.	37	10
	David Backes, Minn. St. Mankato	So.	38	10
	Evan Schwabe, Minn. Duluth	Sr.	38	10
	Jay Latulippe, Clarkson	Sr.	39	10
	Colton Fretter, Michigan St.	Jr.	40	10
	Greg Moore, Maine	Jr.	40	10
	Preston Callander, New Hampshire	Sr.	42	10
	Travis Zajac, North Dakota	Fr.	45	10

Short-Handed Goals

Rank	Name, Team	Cl.	Games	SHG
1.	Bruce Mulherin, Ala.-Huntsville	Jr.	31	4
	Mike Iggulden, Cornell	Sr.	35	4
	Dave Borrelli, Mercyhurst	Jr.	36	4
	Nathan Davis, Miami (Ohio)	Fr.	38	4
	Stephen Werner, Massachusetts	Jr.	38	4
	Andrew Contois, Northern Mich.	Jr.	39	4
	Adam Mitchell, Colgate	Sr.	39	4
	Adam Burish, Wisconsin	Jr.	41	4
9.	Brad Mills, Yale	So.	27	3
	Brendan Cook, Bemidji St.	Sr.	36	3
	Ryan Gale, Niagara	Sr.	36	3
	Zac Pearson, Ferris St.	So.	39	3
	Bill Thomas, Neb.-Omaha	Fr.	39	3
	Matt Beaudoin, Ohio St.	So.	40	3
	Travis Zajac, North Dakota	Fr.	45	3
16.	Matt Tyree, Bentley	Fr.	10	2
	Ryan Toomey, Mercyhurst	Fr.	20	2
	Lou Garritan, Bemidji St.	Jr.	21	2
	Joel Kitchen, Canisius	Fr.	29	2
	Jordan Black, Merrimack	So.	30	2
	Steve Canter, Ala.-Huntsville	So.	30	2
	Matt McKnight, Minn. Duluth	Fr.	30	2



Photo by Jim Davidson

2005 Hobey Baker Award winner Marty Serlich of Colorado College led Division I in points per game with 1.49, registering 27 goals and 37 assists in 43 contests.

Rank	Name, Team	Cl.	Games	SHG
	Mitch Carefoot, Cornell	So.	31	2
	Matt Christie, Miami (Ohio)	So.	33	2
	Kevin Gardner, Northern Mich.	Sr.	33	2
	Tanner Glass, Dartmouth	So.	33	2
	Michel Leveille, Maine	So.	33	2
	Marty Guerin, Miami (Ohio)	So.	34	2
	Dave Iannazzo, St. Cloud St.	Sr.	34	2
	Tylor Michel, Wayne St. (Mich.)	Fr.	34	2
	Pat Bateman, Northern Mich.	So.	35	2
	Vince Bellissimo, Western Mich.	Jr.	35	2
	Mike Knoepfli, Cornell	Sr.	35	2
	Adam Krug, Wayne St. (Mich.)	Fr.	35	2
	Stavros Paskaris, Wayne St. (Mich.)	Fr.	35	2
	Matt Johnson, Merrimack	Jr.	36	2
	Jason Teichma, Mass.-Lowell	So.	36	2
	Jeff Legue, Ferris St.	Sr.	37	2
	Derek Nesbitt, Ferris St.	Sr.	38	2
	Tim Stapleton, Minn. Duluth	Jr.	38	2
	Luke Stauffacher, Minn. Duluth	Sr.	38	2
	Justin Williams, Minn. Duluth	Jr.	38	2
	Mac Faulkner, Clarkson	Sr.	39	2
	Dan Hacker, Neb.-Omaha	Sr.	39	2
	Rob Lehtinen, Northern Mich.	So.	39	2
	Scott Parse, Neb.-Omaha	So.	39	2
	Jon Smyth, Colgate	Jr.	39	2
	Chris Collins, Boston College	Jr.	40	2
	Pete MacArthur, Boston U.	Fr.	40	2
	Dave Spina, Boston College	Sr.	40	2
	Preston Callander, New Hampshire	Sr.	42	2
	Mike Radja, New Hampshire	Fr.	42	2
	Adrian Veideman, Denver	So.	42	2
	Gabe Gauthier, Denver	Jr.	43	2
	Marty Sertich, Colorado Col.	Jr.	43	2
	Andy Sertich, Minnesota	Jr.	44	2

Game-Winning Goals

Rank	Name, Team	Cl.	Games	GWG
1.	Dirk Southern, Northern Mich.	Jr.	32	7
	Brett Hemingway, New Hampshire	So.	42	7
	Brett Sterling, Colorado Col.	Jr.	43	7
4.	Mike Iggulden, Cornell	Sr.	35	6
	Jon Smyth, Colgate	Jr.	39	6
	Colton Fretter, Michigan St.	Jr.	40	6
7.	Brendan Cook, Bemidji St.	Sr.	36	5
	Ryan Gale, Niagara	Sr.	36	5
	Jonathan Matsumoto, Bowling Green	Fr.	36	5
	Barry Tallackson, Minnesota	Sr.	36	5
	Bryan Marshall, Neb.-Omaha	Fr.	38	5
	Adam Burish, Wisconsin	Jr.	41	5
	Robbie Earl, Wisconsin	So.	41	5
	Drew Stafford, North Dakota	So.	42	5
	Jeff Tambellini, Michigan	Jr.	42	5
	Daniel Winnik, New Hampshire	So.	42	5
	Ryan Potulny, Minnesota	So.	44	5
18.	Ben Nelson, Quinnipiac	Fr.	25	4
	Joel Kitchen, Canisius	Fr.	29	4
	Jared Ross, Ala.-Huntsville	Sr.	30	4
	Kevin Du, Harvard	So.	31	4
	Mike Morris, Northeastern	Jr.	34	4
	Matt Moulson, Cornell	Jr.	34	4
	Pat Bateman, Northern Mich.	So.	35	4
	Vince Bellissimo, Western Mich.	Jr.	35	4
	Ben Cottreau, Mercyhurst	Fr.	35	4
	Mike Knoepfli, Cornell	Sr.	35	4
	Brent Shephard, Maine	So.	35	4
	Jean-Guy Gervais, Bemidji St.	Jr.	36	4
	Ben Walter, Mass.-Lowell	Jr.	36	4
	David Wrigley, Mercyhurst	Sr.	36	4
	Tyler Burton, Colgate	Fr.	37	4
	Kirk MacDonald, Rensselaer	Jr.	37	4
	Jared Sylvestre, Alas. Fairbanks	Sr.	37	4
	Torrey Mitchell, Vermont	Fr.	38	4
	Evan Schwabe, Minn. Duluth	Sr.	38	4
	Scott Mifsud, Vermont	Sr.	39	4
	Matt Beaudoin, Ohio St.	So.	40	4
	Brian Boyle, Boston College	So.	40	4
	Dave Spina, Boston College	Sr.	40	4
	Aaron Slattengren, Colorado Col.	Jr.	41	4
	David Van der Gulik, Boston U.	Jr.	41	4

Rank	Name, Team	Cl.	Games	GWG
	Chad Kolarik, Michigan	Fr.	42	4
	Luke Fulghum, Denver	Sr.	43	4
	Marty Sertich, Colorado Col.	Jr.	43	4
	Colby Genoway, North Dakota	Sr.	44	4

Goals-Against Average

Rank	Name, Team	Cl.	Goalie Mins.	GA	GA Avg.
1.	David McKee, Cornell	So.	2,125	44	1.24
2.	Dov Grumet-Morris, Harvard	Sr.	1,911	52	1.63
3.	Matti Kaltiainen, Boston College	Sr.	1,369	41	1.80
4.	Matt Climie, Bemidji St.	Fr.	1,167	35	1.80
5.	Steve Silverthorn, Colgate	Sr.	2,229	70	1.88
6.	Cory Schneider, Boston College	Fr.	1,102	35	1.91
7.	Jimmy Howard, Maine	Jr.	2,309	74	1.92
8.	Joe Fallon, Vermont	Fr.	1,932	63	1.96
9.	John Curry, Boston U.	So.	1,949	64	1.97
10.	Tuomas Tarkki, Northern Mich.	Sr.	1,974	68	2.07
11.	Dan Yacey, Dartmouth	Sr.	1,497	52	2.08
12.	Jordan Parise, North Dakota	So.	1,575	56	2.13
13.	Dave Caruso, Ohio St.	Jr.	2,272	81	2.14
14.	Justin Mrazek, Union (N.Y.)	Fr.	1,079	39	2.17
15.	Philippe Lamoureux, North Dakota	Fr.	1,043	38	2.19
16.	Peter Mannino, Denver	Fr.	1,344	49	2.19
17.	Curtis McElhinney, Colorado Col.	Sr.	1,550	58	2.24
18.	Adam D'Alba, Brown	Fr.	1,563	59	2.26
19.	Scott Munroe, Ala.-Huntsville	Jr.	1,804	69	2.29
20.	Dominic Vicari, Michigan St.	So.	2,238	86	2.31

Save Percentage

Rank	Name, Team	Cl.	GA	Saves	Pct.
1.	David McKee, Cornell	So.	44	783	.947
2.	Dov Grumet-Morris, Harvard	Sr.	52	923	.947
3.	Scott Munroe, Ala.-Huntsville	Jr.	69	913	.930
4.	Tuomas Tarkki, Northern Mich.	Sr.	68	899	.930
5.	Kevin Regan, New Hampshire	Fr.	50	644	.928
6.	Peter Mannino, Denver	Fr.	49	626	.927
7.	Adam D'Alba, Brown	Fr.	59	718	.924
8.	Jimmy Howard, Maine	Jr.	74	900	.924
9.	John Curry, Boston U.	So.	64	769	.923
10.	Dominic Vicari, Michigan St.	So.	86	1,027	.923
11.	Matt Kelly, Wayne St. (Mich.)	Jr.	56	666	.922
12.	Steve Silverthorn, Colgate	Sr.	70	827	.922
13.	Curtis McElhinney, Colorado Col.	Sr.	58	682	.922
14.	Matti Kaltiainen, Boston College	Sr.	41	482	.922
15.	Joe Fallon, Vermont	Fr.	63	736	.921
16.	Bryan Worosz, Canisius	Sr.	76	867	.919
17.	Keni Gibson, Northeastern	Sr.	90	1,019	.919
18.	Dan Yacey, Dartmouth	Sr.	52	578	.917
19.	Dave Caruso, Ohio St.	Jr.	81	900	.917
20.	Jordan Parise, North Dakota	So.	56	621	.917

Goalie Winning Percentage

Rank	Name, Team	Cl.	Won	Lost	Tied	Pct.
1.	Cory Schneider, Boston College	Fr.	13	1	4	.833
2.	Curtis McElhinney, Colorado Col.	Sr.	21	4	1	.827
3.	David McKee, Cornell	So.	27	5	3	.814
4.	Peter Mannino, Denver	Fr.	18	4	1	.804
5.	Al Montoya, Michigan	Jr.	30	7	3	.788
6.	Kevin Regan, New Hampshire	Fr.	15	4	2	.762
7.	Glenn Fisher, Denver	So.	14	5	1	.725
8.	Dave Caruso, Ohio St.	Jr.	25	9	4	.711
9.	Matt Climie, Bemidji St.	Fr.	12	5	1	.694
10.	Steve Silverthorn, Colgate	Sr.	24	10	3	.689
11.	Jordan Parise, North Dakota	So.	17	7	3	.685
12.	Tuomas Tarkki, Northern Mich.	Sr.	20	8	5	.682
13.	Mike Ella, Mercyhurst	So.	9	4	1	.679
14.	Dov Grumet-Morris, Harvard	Sr.	19	9	3	.661
15.	Matt Zaba, Colorado Col.	So.	10	5	2	.647
16.	Matti Kaltiainen, Boston College	Sr.	12	6	3	.643
17.	Kellen Briggs, Minnesota	So.	21	12	0	.636
18.	Jamie Holden, Quinnipiac	Sr.	20	11	3	.632
19.	Peter Vetri, Mass.-Lowell	Fr.	13	7	3	.630
20.	Joe Fallon, Vermont	Fr.	17	10	4	.613

2005 Division I Team Leaders

Scoring Offense

Rank, Team	Games	Goals	Avg.
1. Michigan.....	42	178	4.24
2. Denver.....	43	174	4.05
3. New Hampshire.....	42	166	3.95
4. Colorado Col.....	43	160	3.72
5. Minnesota.....	44	155	3.52
6. Dartmouth.....	35	120	3.43
7. Neb.-Omaha.....	39	133	3.41
8. Ohio St.....	42	142	3.38
9. Mass.-Lowell.....	36	120	3.33
10. Bemidji St.....	37	123	3.32
11. Ala.-Huntsville.....	32	106	3.31
12. Mercyhurst.....	38	124	3.26
13. Boston College.....	40	130	3.25
Bowling Green.....	36	117	3.25
15. Quinnipiac.....	37	120	3.24
16. Cornell.....	35	112	3.20
17. Miami (Ohio).....	38	120	3.16
18. Minn. Duluth.....	38	119	3.13
19. Minn. St. Mankato.....	38	118	3.11
20. Maine.....	40	124	3.10

Scoring Defense

Rank, Team	Games	GA	Avg.
1. Cornell.....	35	45	1.29
2. Harvard.....	34	64	1.88
3. Boston College.....	40	79	1.98
Maine.....	40	79	1.98
5. Colgate.....	39	78	2.00
6. Vermont.....	39	85	2.18
7. Wisconsin.....	41	91	2.22
8. Northern Mich.....	40	91	2.28
9. Ohio St.....	42	96	2.29
10. North Dakota.....	45	103	2.29
11. Colorado Col.....	43	101	2.35
12. Dartmouth.....	35	83	2.37
13. Michigan St.....	41	100	2.44
14. Michigan.....	42	103	2.45
15. Boston U.....	41	101	2.46
16. Ala.-Huntsville.....	32	79	2.47
17. Minnesota.....	44	109	2.48
18. Denver.....	43	110	2.56
19. Bemidji St.....	37	95	2.57
20. Brown.....	33	87	2.64

Scoring Margin Per Game

Rank, Team	Games	Goals	GA	Margin
1. Cornell.....	35	112	45	1.91
2. Michigan.....	42	178	103	1.79
3. Denver.....	43	174	110	1.49
4. Colorado Col.....	43	160	101	1.37
5. Boston College.....	40	130	79	1.28
6. New Hampshire.....	42	166	114	1.24
7. Maine.....	40	124	79	1.13
8. Ohio St.....	42	142	96	1.10
9. Dartmouth.....	35	120	83	1.06
10. Minnesota.....	44	155	109	1.05
11. Harvard.....	34	98	64	1.00
12. Wisconsin.....	41	127	91	0.88
13. Ala.-Huntsville.....	32	106	79	0.84
14. Colgate.....	39	108	78	0.77
15. Bemidji St.....	37	123	95	0.76
16. North Dakota.....	45	136	103	0.73
17. Northern Mich.....	40	120	91	0.73
18. Mass.-Lowell.....	36	120	96	0.67
19. Quinnipiac.....	37	120	98	0.59
20. Vermont.....	39	108	85	0.59

Winning Percentage

Rank, Team	Won	Lost	Tied	Pct.
1. Cornell.....	27	5	3	.814
2. Michigan.....	31	8	3	.774
3. Denver.....	32	9	2	.767
4. Colorado Col.....	31	9	3	.756
5. Boston College.....	26	7	7	.738
6. Ohio St.....	27	11	4	.690
7. Colgate.....	25	11	3	.679
8. New Hampshire.....	26	11	5	.679
9. Harvard.....	21	10	3	.662
10. Minnesota.....	28	15	1	.648
11. Northern Mich.....	22	11	7	.638
12. Bemidji St.....	23	13	1	.635
13. Ala.-Huntsville.....	18	10	4	.625
14. Mass.-Lowell.....	20	12	4	.611
North Dakota.....	25	15	5	.611
16. Boston U.....	23	14	4	.610
Wisconsin.....	23	14	4	.610
18. Quinnipiac.....	21	13	3	.608
19. Dartmouth.....	20	13	2	.600
20. Vermont.....	21	14	4	.590

Power-Play Percentage

Rank, Team	PPG	PPA	Pct.
1. Cornell.....	43	176	.244
2. New Hampshire.....	57	237	.241
3. Colorado Col.....	57	242	.236
4. Mass.-Lowell.....	44	190	.232
5. Michigan.....	61	270	.226
6. Michigan Tech.....	42	189	.222
7. Harvard.....	37	167	.222
8. Ohio St.....	66	301	.219
9. Western Mich.....	48	225	.213
10. Ala.-Huntsville.....	40	192	.208
11. Denver.....	57	276	.207
12. Colgate.....	41	201	.204
13. Minnesota.....	52	255	.204
14. Miami (Ohio).....	56	278	.201
15. Bowling Green.....	48	240	.200
16. Mercyhurst.....	47	236	.199
17. Rensselaer.....	50	253	.198
18. Wisconsin.....	45	230	.196
19. North Dakota.....	46	240	.192
20. Boston College.....	48	256	.188

Penalty-Kill Percentage

Rank, Team	Opp. PPG	Opp. PP Att.	Pct.
1. Cornell.....	20	185	.892
2. Maine.....	25	208	.880
3. Boston College.....	30	247	.879
4. Quinnipiac.....	30	233	.871
5. Ohio St.....	41	316	.870
6. Vermont.....	32	244	.869
7. Wisconsin.....	29	221	.869
8. Bemidji St.....	29	219	.868
9. Miami (Ohio).....	38	274	.861
10. Dartmouth.....	27	194	.861
11. Niagara.....	29	207	.860
12. North Dakota.....	37	263	.859
13. Michigan.....	37	247	.850
14. Denver.....	36	239	.849
15. Colgate.....	38	252	.849
16. St. Lawrence.....	37	242	.847
17. Bentley.....	36	233	.845
18. Merrimack.....	35	222	.842
19. Rensselaer.....	36	226	.841
20. Ala.-Huntsville.....	37	232	.841

2005 Division III Individual Leaders

Points Per Game

Rank	Name, Team	Cl.	Games	Goals	Asst.	Pts.	Avg.
1.	Eric Frank, Mass.-Dartmouth	Jr.	26	24	35	59	2.27
2.	Kurtis McLean, Norwich	Sr.	26	29	26	55	2.12
3.	Brian Doherty, Curry	Sr.	28	15	41	56	2.00
4.	Scott Trahan, Mass.-Dartmouth	Sr.	22	19	19	38	1.73
5.	Mike Carmody, New England Col.	Fr.	27	20	25	45	1.67
6.	Jason Chafe, Rochester Inst.	Sr.	19	6	25	31	1.63
7.	Michael Wiggins, Wis.-Superior	Sr.	29	30	17	47	1.62
8.	Jarrett Konkle, Elmira	Sr.	26	21	20	41	1.58
	Matt Zeman, Fredonia St.	So.	26	20	21	41	1.58
10.	Jason Deitsch, St. Norbert	Sr.	30	16	31	47	1.57
11.	Gus Katsuras, Hamilton	Jr.	25	22	17	39	1.56
	Beau Kretzman, Amherst	Sr.	25	15	24	39	1.56
13.	Ryan McCarthy, Potsdam St.	So.	27	23	19	42	1.56
14.	Keith Detlefsen, Gust. Adolphus	Jr.	24	13	24	37	1.54
15.	Mike Brolsma, Wis.-Stevens Point	Sr.	26	14	26	40	1.54
	Joseph Ori, Trinity (Conn.)	Sr.	26	11	29	40	1.54
17.	Johnny Kim, Babson	Jr.	28	20	22	42	1.50
18.	Brandon Wilcox, St. Thomas (Minn.)	Jr.	31	14	32	46	1.48
19.	Andy Rozak, Oswego St.	Sr.	27	9	31	40	1.48
20.	Garrett Larson, Wis.-River Falls	Sr.	28	20	21	41	1.46

Rank	Name, Team	Cl.	Games	Assists	Avg.
6.	Jason Deitsch, St. Norbert	Sr.	30	31	1.03
7.	Brandon Wilcox, St. Thomas (Minn.)	Jr.	31	32	1.03
8.	Mike Brolsma, Wis.-Stevens Point	Sr.	26	26	1.00
	Keith Detlefsen, Gust. Adolphus	Jr.	24	24	1.00
	Aaron Johnson, Augsburg	So.	25	25	1.00
	Kurtis McLean, Norwich	Sr.	26	26	1.00
12.	Kyle Nosan, Wis.-Superior	Sr.	28	27	0.96
13.	Dale Lupul, Wis.-Superior	Sr.	27	26	0.96
14.	Don Patrick, Oswego St.	Sr.	26	25	0.96
15.	Beau Kretzman, Amherst	Sr.	25	24	0.96
16.	Manu Mau'u, Curry	Sr.	23	22	0.96
17.	Mike Carmody, New England Col.	Fr.	27	25	0.93
18.	Ryan Blick, Lawrence	Sr.	26	23	0.88
19.	Arthur Fritch, Colby	Fr.	25	22	0.88
	Jonathan Hill, Amherst	Sr.	25	22	0.88

Power-Play Goals

Rank	Name, Team	Cl.	Games	PPG
1.	Mike Carmody, New England Col.	Fr.	27	14
2.	Jarrett Konkle, Elmira	Sr.	26	13
	Michael Wiggins, Wis.-Superior	Sr.	29	13
4.	Rob Ouimette, Wis.-Eau Claire	Sr.	27	11
	Spencer Carbery, St. Norbert	Jr.	30	11
	Jason Deitsch, St. Norbert	Sr.	30	11
7.	Kevin Leonard, Western New Eng.	Sr.	24	10
	Mike MacDonald, Geneseo St.	So.	29	10
9.	Geno Binda, Salve Regina	Sr.	25	9
	Mike Burkhart, Lawrence	Sr.	25	9
	Patrick Walsh, Colby	Sr.	25	9
	Eric Frank, Mass.-Dartmouth	Jr.	26	9
	Michael Duta, Milwaukee Engr.	So.	28	9
14.	Matt McCarthy, Tufts	Jr.	21	8
	Matt Smith, Rochester Inst.	Fr.	21	8
	Peter Collins, Salve Regina	Jr.	22	8
	Scott Trahan, Mass.-Dartmouth	Sr.	22	8
	Greg McConnell, Bowdoin	So.	24	8
	Mark Carragher, Southern Me.	So.	25	8
	Ryan Manke, Hamline	Sr.	25	8
	Greg Prybylski, Buffalo St.	Jr.	25	8
	Randall Smisko, Wis.-Superior	Sr.	25	8
	John Geverd, Babson	Fr.	27	8
	Justin Huth, Wis.-Stout	Jr.	27	8
	Mike Prsa, Wentworth Inst.	Jr.	27	8
	Matt Shillace, Cortland St.	Jr.	27	8
	Johnny Kim, Babson	Jr.	28	8
	Garrett Larson, Wis.-River Falls	Sr.	28	8
	Jay Dardis, Wis.-Superior	Jr.	29	8
	Dan Krmpotich, St. Thomas (Minn.)	Jr.	31	8

Photo by Massachusetts-Dartmouth Sports Information



Massachusetts-Dartmouth's Eric Frank placed second in Division III last season in assists per game (1.35) and third in goals per game (0.92). That combination lifted him into the top spot in points per game.

Goals Per Game

Rank	Name, Team	Cl.	Games	Goals	Avg.
1.	Kurtis McLean, Norwich	Sr.	26	29	1.12
2.	Michael Wiggins, Wis.-Superior	Sr.	29	30	1.03
3.	Eric Frank, Mass.-Dartmouth	Jr.	26	24	0.92
4.	Matt McCarthy, Tufts	Jr.	21	19	0.90
5.	Cameron Finch, Trinity (Conn.)	Jr.	27	24	0.89
6.	Gus Katsuras, Hamilton	Jr.	25	22	0.88
7.	Scott Trahan, Mass.-Dartmouth	Sr.	22	19	0.86
8.	Ryan McCarthy, Potsdam St.	So.	27	23	0.85
9.	James LaFreniere, Babson	Jr.	22	18	0.82
10.	Jarrett Konkle, Elmira	Sr.	26	21	0.81
11.	Spencer Carbery, St. Norbert	Jr.	30	24	0.80
12.	Matt Zeman, Fredonia St.	So.	26	20	0.77
13.	Ryan Adams, Bethel (Minn.)	So.	25	19	0.76
	Mark Digby, Brockport St.	Sr.	25	19	0.76
15.	Mickey Gilchrist, Middlebury	Fr.	28	21	0.75
	Kevin Leonard, Western New Eng.	Sr.	24	18	0.75
17.	Mike Carmody, New England Col.	Fr.	27	20	0.74
	Rob Ouimette, Wis.-Eau Claire	Sr.	27	20	0.74
19.	Vadim Beliaev, Norwich	Sr.	26	19	0.73
20.	Craig McDonald, Elmira	Sr.	25	18	0.72

Assists Per Game

Rank	Name, Team	Cl.	Games	Assists	Avg.
1.	Brian Doherty, Curry	Sr.	28	41	1.46
2.	Eric Frank, Mass.-Dartmouth	Jr.	26	35	1.35
3.	Jason Chafe, Rochester Inst.	Sr.	19	25	1.32
4.	Andy Rozak, Oswego St.	Sr.	27	31	1.15
5.	Joseph Ori, Trinity (Conn.)	Sr.	26	29	1.12

Short-Handed Goals

Rank	Name, Team	Cl.	Games	SHG
1.	Michael O'Sullivan, Curry	Sr.	26	5
2.	Chip Dunleavy, Wis.-Eau Claire	Jr.	17	4
	Kyle Schoppel, Amherst	Fr.	25	4
	Mike Brolsma, Wis.-Stevens Point	Sr.	26	4
	Matt Zeman, Fredonia St.	So.	26	4
	Cameron Finch, Trinity (Conn.)	Jr.	27	4
	Jon Daigle, Marian (Wis.)	Sr.	29	4
	Michael Wiggins, Wis.-Superior	Sr.	29	4
9.	Scott Trahan, Mass.-Dartmouth	Sr.	22	3
	Kris Birch, Bethel (Minn.)	Sr.	23	3
	Matt Koehler, Wentworth Inst.	Fr.	23	3
	Steve Kelleher, Mass.-Boston	So.	24	3
	Kevin Leonard, Western New Eng.	Sr.	24	3
	Jeff Affleck, Northland	Jr.	25	3
	Chris Cadieux, Plymouth St.	Fr.	25	3
	Wade Richardson, Manhattanville	Sr.	25	3
	Scott Schaub, Skidmore	So.	25	3
	Jeff Balvin, Bethel (Minn.)	Fr.	26	3
	Bryan Ciborowski, Bowdoin	So.	26	3
	Kurtis McLean, Norwich	Sr.	26	3
	George Cademartori, Curry	So.	27	3
	Brad Carpenter, Wentworth Inst.	Sr.	27	3
	Chet Ferreira, Curry	Sr.	27	3
	Rob Whidden, Wis.-Superior	Sr.	29	3
	Ryan Busby, Plattsburgh St.	So.	31	3

Game-Winning Goals

Rank, Name, Team	Cl.	Games	GWG
1. Gus Katsuras, Hamilton	Jr.	25	7
2. Shawn Metheral, Wentworth Inst.	Sr.	22	5
Joe Haehn, Augsburg	Jr.	25	5
Jon Schultz, St. Norbert	Jr.	28	5
Michael Wiggins, Wis.-Superior	Sr.	29	5
Jason Deitsch, St. Norbert	Sr.	30	5
David Friel, Plattsburgh St.	Jr.	30	5
Dan Krmpotich, St. Thomas (Minn.)	Jr.	31	5
9. James LaFreniere, Babson	Jr.	22	4
Greg McConnell, Bowdoin	So.	24	4
Jim Gilbride, Fredonia St.	Jr.	25	4
Jared Gordon, Colby	Sr.	25	4
Jim Cashins, Salem St.	Jr.	26	4
John Halverson, Trinity (Conn.)	So.	26	4
Jason Kenyon, Manhattanville	Sr.	26	4
Tim Ornell, Bethel (Minn.)	Fr.	26	4
Jon Ames, Utica	Sr.	27	4
Erik Kent, Southern Me.	Sr.	27	4
Bille Luger, St. John's (Minn.)	Jr.	27	4
Kyle McCullough, Mass.-Dartmouth	So.	27	4
Tom Sullivan, Babson	Jr.	28	4
Ian Carroll, Marian (Wis.)	Sr.	29	4
Spencer Carbery, St. Norbert	Jr.	30	4
Jeremy Koning, New England Col.	Jr.	30	4

Goals-Against Average

Rank, Name, Team	Cl.	Goalie Mins.	GA	GA Avg.
1. Dan Kehler, St. Olaf	Jr.	1,241	32	1.55
2. Yen-I Chen, Middlebury	Jr.	970	26	1.61
3. Ross Cherry, Middlebury	Fr.	782	21	1.61
4. Adam Hanna, St. John's (Minn.)	Jr.	1,521	41	1.62
5. Kyle Jones, St. Norbert	Fr.	1,192	35	1.76
6. Dan Meneghin, Wis.-River Falls	Jr.	646	21	1.95
7. Kevin Schieve, Norwich	Sr.	609	20	1.97
8. Mathieu Bonnelly, Wis.-Superior	Jr.	882	31	2.11
9. Kevin Hennessey, St. Thomas (Minn.)	Sr.	846	31	2.20
10. Jay Chrapala, Manhattanville	Jr.	594	22	2.22
11. Ryan Scott, Oswego St.	Fr.	1,024	38	2.23
12. Andrew Gallant, Manhattanville	So.	526	20	2.28
13. John Sterbling, Babson	So.	675	26	2.31
14. Lenny Mosca, Curry	Jr.	1,010	39	2.32
15. Craig Weiner, Babson	Jr.	982	38	2.32
16. Baron Bradley, Wis.-Superior	So.	895	36	2.41
17. Adam Dekker, Utica	Fr.	1,538	63	2.46
18. Mike Boudreau, Norwich	Jr.	875	36	2.47

Rank, Name, Team	Cl.	Goalie Mins.	GA	GA Avg.
19. George Papachristopoulos, Bowdoin	Jr.	1,523	65	2.56
20. Dimitri Papaevagelou, Hobart	Fr.	1,143	49	2.57

Save Percentage

Rank, Name, Team	Cl.	GA	Saves	Pct.
1. Ross Cherry, Middlebury	Fr.	21	347	.943
2. Adam Hanna, St. John's (Minn.)	Jr.	41	633	.939
3. Dan Meneghin, Wis.-River Falls	Jr.	21	323	.939
4. Jay Chrapala, Manhattanville	Jr.	22	278	.927
5. Ryan Scott, Oswego St.	Fr.	38	475	.926
6. Kyle Jones, St. Norbert	Fr.	35	424	.924
7. Andrew Gallant, Manhattanville	So.	20	241	.923
8. Scott Gray, New England Col.	So.	54	612	.919
9. Mathieu Bonnelly, Wis.-Superior	Jr.	31	348	.918
10. Douglas Kisielius, Trinity (Conn.)	Sr.	58	647	.918
11. Rob MacNeil, Hamilton	Sr.	48	531	.917
12. Mike Collochio, Neumann	Fr.	82	873	.914
13. Andrew Isaac, Lawrence	So.	54	572	.914
14. Kevin Hennessey, St. Thomas (Minn.)	Sr.	31	326	.913
15. Dan Kehler, St. Olaf	Jr.	32	336	.913
16. Adam Dekker, Utica	Fr.	63	658	.913
17. Matt Burzon, Milwaukee Engr.	So.	52	543	.913
18. Brett Walker, Geneseo St.	Sr.	54	559	.912
19. Cody Brown, Lake Forest	Sr.	45	463	.911
20. James Kalec, Tufts	Fr.	58	596	.911

Goalie Winning Percentage

Rank, Name, Team	Cl.	Won	Lost	Tied	Pct.
1. Kyle Jones, St. Norbert	Fr.	17	1	1	.921
2. Mathieu Bonnelly, Wis.-Superior	Jr.	11	1	2	.857
3. Ross Cherry, Middlebury	Fr.	10	1	2	.846
4. Adam Hanna, St. John's (Minn.)	Jr.	20	3	2	.840
5. Kevin McGowan, Mass.-Dartmouth	Sr.	21	5	0	.808
6. Brett Leonhardt, Oswego St.	So.	7	1	2	.800
Kevin Schieve, Norwich	Sr.	7	1	2	.800
John Sterbling, Babson	So.	7	1	2	.800
9. Yen-I Chen, Middlebury	Jr.	12	3	1	.781
10. Jay Chrapala, Manhattanville	Jr.	7	2	0	.778
11. Douglas Kisielius, Trinity (Conn.)	Sr.	16	4	2	.773
Erik Kraska, Gust. Adolphus	Fr.	8	2	1	.773
13. Scott Gray, New England Col.	So.	15	5	0	.750
Dan Meneghin, Wis.-River Falls	Jr.	9	3	0	.750
Brett Walker, Geneseo St.	Sr.	14	4	2	.750
Craig Weiner, Babson	Jr.	13	4	1	.750
17. Kevin Hennessey, St. Thomas (Minn.)	Sr.	10	3	2	.733
18. Andrew Gallant, Manhattanville	So.	6	2	1	.722
19. George Papachristopoulos, Bowdoin	Jr.	17	6	3	.712
20. Adam Dekker, Utica	Fr.	14	4	6	.708

2005 Division III Team Leaders

Scoring Offense

Rank, Team	Games	Goals	Avg.
1. Curry	28	172	6.14
2. Mass.-Dartmouth	27	155	5.74
3. Norwich	26	138	5.31
4. Trinity (Conn.)	27	142	5.26
5. Babson	28	141	5.04
6. St. Norbert	30	147	4.90
7. Bowdoin	26	125	4.81
8. Colby	25	120	4.80
9. St. John's (Minn.)	28	134	4.79
10. Wis.-Superior	29	135	4.66
11. Elmira	26	119	4.58
12. Oswego St.	27	119	4.41
13. Amherst	25	110	4.40
14. New England Col.	30	131	4.37
15. Geneseo St.	29	125	4.31
16. Bethel (Minn.)	26	110	4.23
17. Rochester Inst.	24	101	4.21
18. St. Thomas (Minn.)	31	130	4.19
19. Southern Me.	27	113	4.19
20. Middlebury	30	124	4.13

Scoring Defense

Rank, Team	Games	GA	Avg.
1. Middlebury	30	50	1.67
2. St. John's (Minn.)	28	48	1.71
3. Norwich	26	57	2.19
4. St. Norbert	30	67	2.23
5. Wis.-Superior	29	67	2.31
6. Babson	28	66	2.36
Curry	28	66	2.36
8. Manhattanville	26	62	2.38
9. Wis.-River Falls	28	67	2.39
10. Oswego St.	27	66	2.44
11. Trinity (Conn.)	27	67	2.48
12. Bowdoin	26	66	2.54
13. St. Olaf	27	70	2.59
Mass.-Dartmouth	27	70	2.59
15. Colby	25	65	2.60
16. Hobart	24	64	2.67
17. St. Thomas (Minn.)	31	84	2.71
18. Utica	27	74	2.74
19. Milwaukee Engr.	28	79	2.82
20. Plattsburgh St.	31	90	2.90

Scoring Margin Per Game

Rank, Team	Games	Goals	GA	Margin
1. Curry	28	172	66	3.79
2. Mass.-Dartmouth	27	155	70	3.15
3. Norwich	26	138	57	3.12
4. St. John's (Minn.)	28	134	48	3.07
5. Trinity (Conn.)	27	142	67	2.78
6. Babson	28	141	66	2.68
7. St. Norbert	30	147	67	2.67
8. Middlebury	30	124	50	2.47
9. Wis.-Superior	29	135	67	2.34
10. Bowdoin	26	125	66	2.27
11. Colby	25	120	65	2.20
12. Oswego St.	27	119	66	1.96
13. Manhattanville	26	105	62	1.65
14. St. Thomas (Minn.)	31	130	84	1.48
15. Geneseo St.	29	125	86	1.34
16. Wis.-River Falls	28	103	67	1.29
17. Amherst	25	110	80	1.20
18. New England Col.	30	131	96	1.17
19. Milwaukee Engr.	28	111	79	1.14
20. St. Olaf	27	98	70	1.04
Southern Me.	27	113	85	1.04

Winning Percentage

Rank, Team	Won	Lost	Tied	Pct.
1. St. John's (Minn.)	23	3	2	.857
2. St. Norbert	24	3	3	.850
3. Manhattanville	21	4	1	.827
4. Middlebury	23	4	3	.817
5. Mass.-Dartmouth	22	5	0	.815
Trinity (Conn.)	21	4	2	.815
7. Wis.-Superior	19	3	7	.776
8. Babson	20	5	3	.768
9. Norwich	18	5	3	.750
10. Curry	19	6	3	.732
11. St. Thomas (Minn.)	20	6	5	.726
12. Oswego St.	18	6	3	.722
13. Bowdoin	17	6	3	.712
14. Utica	16	5	6	.704
15. Geneseo St.	18	7	4	.690
16. Fredonia St.	16	6	5	.685
17. Milwaukee Engr.	19	9	0	.679
18. Hobart	14	6	4	.667
19. Bethel (Minn.)	17	9	0	.654
20. Wis.-River Falls	17	9	2	.643

Power-Play Percentage

Rank, Team	PPG	PPA	Pct.
1. Babson	52	167	.311
2. St. Norbert	56	207	.271
3. Trinity (Conn.)	36	135	.267
4. Curry	51	201	.254
5. Colby	38	151	.252
6. Geneseo St.	56	229	.245
7. Wis.-Stevens Point	37	152	.243
8. Wis.-River Falls	38	158	.241
9. New England Col.	44	184	.239
10. Norwich	37	156	.237
11. Bowdoin	42	181	.232
12. Oswego St.	48	210	.229
13. Wis.-Superior	49	218	.225
14. Wentworth Inst.	38	172	.221
15. Milwaukee Engr.	47	216	.218
16. Elmira	46	214	.215
17. Mass.-Dartmouth	39	186	.210
18. Southern Me.	44	210	.210
19. St. Thomas (Minn.)	40	192	.208
20. St. Olaf	38	190	.200

Penalty-Kill Percentage

Rank, Team	Opp. PPG	Opp. PP Att.	Pct.
1. St. John's (Minn.)	10	134	.925
2. Curry	22	248	.911
3. Norwich	15	159	.906
4. Manhattanville	21	219	.904
5. Middlebury	18	168	.893
6. Oswego St.	25	210	.881
7. Wis.-Superior	26	209	.876
8. Amherst	20	156	.872
9. Colby	17	130	.869
10. Geneseo St.	27	202	.866
11. Connecticut Col.	18	129	.860
12. Bowdoin	28	191	.853
13. Mass.-Dartmouth	26	177	.853
14. Rochester Inst.	33	222	.851
15. Southern Me.	27	179	.849
16. Babson	26	170	.847
17. Utica	29	186	.844
18. Williams	23	144	.840
19. Augsburg	24	146	.836
20. St. Mary's (Minn.)	25	152	.836

2005 Men's Conference Standings

Division I Conference Standings.....	90
Division III Conference Standings.....	90



2004-05 Division I Conference Standings

ATLANTIC HOCKEY ASSOCIATION

Team	Conference				Full Season			
	W	L	T	Pct.	W	L	T	Pct.
Quinnipiac.....	16	6	2	.708	21	13	3	.608
Canisius.....	14	7	3	.646	16	15	4	.514
Mercyhurst.....	14	7	3	.646	18	16	4	.526
Holy Cross.....	12	7	5	.604	16	14	6	.528
Sacred Heart.....	13	10	1	.563	13	21	1	.386
Connecticut.....	10	12	2	.458	11	23	3	.338
Bentley.....	6	13	5	.354	8	20	6	.324
Army.....	5	16	3	.271	7	21	3	.274
American Int'l.....	4	16	4	.250	4	23	4	.194

CENTRAL COLLEGIATE HOCKEY ASSOCIATION

Team	Conference				Full Season			
	W	L	T	Pct.	W	L	T	Pct.
Michigan.....	23	3	2	.857	31	7	3	.793
Ohio St.....	21	5	2	.786	27	11	4	.690
Northern Mich.....	17	7	4	.679	22	11	7	.638
Neb.-Omaha.....	13	11	4	.536	19	16	4	.538
Bowling Green.....	13	12	3	.518	16	16	4	.500
Michigan St.....	12	13	3	.482	20	17	4	.537
Miami (Ohio).....	11	13	4	.464	15	18	5	.461
Alas. Fairbanks.....	11	14	3	.446	17	16	4	.514
Lake Superior St.....	8	14	6	.393	9	22	7	.329
Ferris St.....	7	17	4	.321	13	22	4	.385
Western Mich.....	8	18	2	.321	14	21	2	.405
Notre Dame.....	3	20	5	.196	5	27	6	.211

COLLEGE HOCKEY AMERICA

Team	Conference				Full Season			
	W	L	T	Pct.	W	L	T	Pct.
Bemidji St.....	16	4	0	.800	21	12	1	.632
Ala.-Huntsville.....	14	5	1	.725	17	9	4	.633
Niagara.....	9	9	2	.500	14	18	2	.441
Wayne St. (Mich.).....	7	9	4	.450	14	16	4	.471
Air Force.....	5	14	1	.275	13	18	3	.426
Robert Morris.....	4	14	2	.250	8	20	4	.313

ECAC DIVISION I

Team	Conference				Full Season			
	W	L	T	Pct.	W	L	T	Pct.
Cornell.....	18	2	2	.864	27	5	3	.814
Harvard.....	15	5	2	.727	21	10	3	.662
Colgate.....	14	5	3	.705	25	11	3	.679
Vermont.....	13	6	3	.659	21	14	4	.590

Team	Conference				Full Season			
	W	L	T	Pct.	W	L	T	Pct.
Dartmouth.....	14	8	0	.636	20	13	2	.600
Brown.....	9	11	2	.455	16	14	3	.530
St. Lawrence.....	9	12	1	.432	17	19	2	.474
Union (N.Y.).....	8	13	1	.386	13	22	2	.378
Clarkson.....	7	13	2	.364	13	23	3	.372
Princeton.....	6	14	2	.318	8	20	3	.306
Rensselaer.....	6	15	1	.295	14	22	2	.395
Yale.....	3	18	1	.159	5	25	2	.188

HOCKEY EAST ASSOCIATION

Team	Conference				Full Season			
	W	L	T	Pct.	W	L	T	Pct.
Boston College.....	14	3	7	.729	26	7	7	.738
Boston U.....	15	5	4	.708	23	14	4	.610
New Hampshire.....	15	5	4	.708	26	11	5	.679
Maine.....	13	6	5	.646	20	13	7	.588
Mass.-Lowell.....	11	10	3	.521	20	12	4	.611
Northeastern.....	10	10	4	.500	15	18	5	.461
Providence.....	6	14	4	.333	12	21	4	.378
Massachusetts.....	6	16	2	.292	13	23	2	.368
Merrimack.....	1	22	1	.063	8	26	2	.250

IVY LEAGUE

Team	Conference				Full Season			
	W	L	T	Pct.	W	L	T	Pct.
Cornell.....	8	2	0	.800	27	5	3	.814
Harvard.....	7	2	1	.750	21	10	3	.662
Dartmouth.....	6	4	0	.600	20	13	2	.600
Princeton.....	4	6	0	.400	8	20	3	.306
Brown.....	3	6	1	.350	16	14	3	.530
Yale.....	1	9	0	.100	5	25	2	.188

WESTERN COLLEGIATE HOCKEY ASSOCIATION

Team	Conference				Full Season			
	W	L	T	Pct.	W	L	T	Pct.
Denver.....	19	7	2	.714	32	9	2	.767
Colorado Col.....	19	7	2	.714	31	9	3	.756
Minnesota.....	17	10	1	.625	28	15	1	.648
Wisconsin.....	16	9	3	.625	23	14	4	.610
North Dakota.....	13	12	3	.518	25	15	5	.611
Minn. Duluth.....	11	13	4	.464	15	17	6	.474
Alas. Anchorage.....	9	15	4	.393	12	19	6	.405
Minn. St. Mankato.....	8	16	4	.357	13	19	6	.421
St. Cloud St.....	8	19	1	.304	14	23	3	.388
Michigan Tech.....	7	19	2	.286	8	25	4	.270

2004-05 Division III Conference Standings

ECAC EAST

Team	Conference				Full Season			
	W	L	T	Pct.	W	L	T	Pct.
Norwich.....	15	2	2	.842	18	5	3	.750
Babson.....	13	3	3	.763	20	5	3	.768
Southern Me.....	11	7	1	.605	15	10	2	.593
New England.....	11	8	0	.579	18	12	0	.600
St. Anselm.....	10	8	1	.553	18	8	1	.685
Salem St.....	6	10	3	.395	11	12	3	.481
Skidmore.....	5	13	1	.289	6	19	1	.250
St. Michael's.....	3	14	2	.211	8	16	2	.346
Mass.-Boston.....	2	16	1	.132	4	19	1	.188
Castleton St.....	0	19	0	.000	0	25	0	.000

ECAC NORTHEAST

Team	Conference				Full Season			
	W	L	T	Pct.	W	L	T	Pct.
Curry.....	14	0	1	.967	19	6	3	.732
Mass.-Dartmouth.....	14	1	0	.933	22	5	0	.815
Wentworth Inst.....	11	2	2	.800	15	10	2	.593
Plymouth St.....	9	5	1	.633	13	10	2	.560
Fitchburg St.....	8	6	1	.567	12	12	1	.500
Johnson & Wales (R.I.).....	8	7	0	.533	9	15	2	.385
Salve Regina.....	7	7	1	.500	10	14	1	.420
Framingham St.....	5	10	0	.333	6	15	2	.304
Suffolk.....	3	11	1	.233	4	16	2	.227
Nichols.....	2	11	2	.200	4	17	2	.217
Western New Eng.....	2	11	2	.200	5	16	3	.271
Worcester St.....	2	12	1	.167	3	19	1	.152

ECAC WEST

Team	Conference				Full Season			
	W	L	T	Pct.	W	L	T	Pct.
Utica.....	9	1	2	.833	16	5	6	.704
Manhattanville.....	8	3	1	.708	21	4	1	.827
Rochester Inst.....	7	4	1	.625	13	10	1	.563
Elmira.....	6	5	1	.542	11	12	3	.481
Hobart.....	5	5	2	.500	14	6	4	.667
Neumann.....	2	9	1	.208	4	17	2	.217
Lebanon Valley.....	1	11	0	.083	5	19	1	.220

MIDWEST COLLEGIATE HOCKEY ASSOCIATION

Team	Conference				Full Season			
	W	L	T	Pct.	W	L	T	Pct.
Milwaukee Engr.....	14	2	0	.875	19	9	0	.679
Lawrence.....	9	7	0	.563	11	13	2	.462
Minn.-Crookston.....	9	7	0	.563	14	15	2	.484
Finlandia.....	7	8	1	.469	9	14	1	.396
Marian (Wis.).....	6	9	1	.406	10	17	2	.379
Northland.....	2	14	0	.125	3	24	0	.111

MINNESOTA INTERCOLLEGIATE ATHLETIC CONFERENCE

Team	Conference				Full Season			
	W	L	T	Pct.	W	L	T	Pct.
St. John's (Minn.).....	14	1	1	.906	23	3	2	.857
St. Thomas (Minn.).....	12	3	1	.781	20	6	5	.726
Bethel (Minn.).....	10	6	0	.625	17	9	0	.654

Team	Conference				Full Season			
	W	L	T	Pct.	W	L	T	Pct.
St. Olaf.....	8	4	4	.625	14	7	6	.630
Gust. Adolphus.....	7	8	1	.469	10	15	1	.404
Augsburg.....	5	8	3	.406	8	12	5	.420
St. Mary's (Minn.).....	6	9	1	.406	10	14	1	.420
Concordia-M'head.....	3	13	0	.188	4	20	1	.180
Hamline.....	1	14	1	.094	4	20	1	.180

NEW ENGLAND SMALL COLLEGE ATHLETIC CONFERENCE

Team	Conference				Full Season			
	W	L	T	Pct.	W	L	T	Pct.
Trinity (Conn.).....	15	2	2	.842	21	4	0	.840
Middlebury.....	13	4	2	.737	23	4	3	.817
Colby.....	12	6	1	.658	15	8	2	.640
Bowdoin.....	11	5	3	.658	17	6	3	.712
Amherst.....	11	6	2	.632	13	10	2	.560
Williams.....	11	7	1	.605	11	12	2	.480
Hamilton.....	8	8	3	.500	9	12	4	.440
Tufts.....	8	10	1	.447	12	12	1	.500
Connecticut Col.....	5	13	1	.289	7	16	1	.313
Wesleyan.....	4	13	2	.263	4	18	2	.208

NORTHEAST-10 CONFERENCE

Team	Conference				Full Season			
	W	L	T	Pct.	W	L	T	Pct.
St. Anselm.....	5	0	0	1.000	18	8	1	.685
St. Michael's.....	4	1	0	.800	8	16	2	.346
Southern N.H.....	3	2	0	.600	18	7	3	.696
Assumption.....	2	3	0	.400	12	12	3	.500

Team	Conference				Full Season			
	W	L	T	Pct.	W	L	T	Pct.
Franklin Pierce.....	1	4	0	.200	6	16	2	.292
Stonehill.....	0	5	0	.000	8	15	0	.348

NORTHERN COLLEGIATE HOCKEY ASSOCIATION

Team	Conference				Full Season			
	W	L	T	Pct.	W	L	T	Pct.
St. Norbert.....	12	0	2	.929	24	3	3	.850
Wis.-Superior.....	9	2	3	.750	19	3	7	.776
Wis.-River Falls.....	9	5	0	.643	17	9	2	.643
Wis.-Stevens Point.....	7	6	1	.536	12	12	3	.500
Lake Forest.....	7	7	0	.500	13	14	1	.482
Wis.-Stout.....	2	9	3	.250	10	13	4	.444
St. Scholastica.....	2	10	2	.214	5	17	5	.278
Wis.-Eau Claire.....	1	10	3	.179	8	15	4	.370

STATE UNIVERSITY OF NEW YORK ATHLETIC CONFERENCE

Team	Conference				Full Season			
	W	L	T	Pct.	W	L	T	Pct.
Oswego St.....	11	3	0	.786	18	6	3	.722
Geneseo St.....	10	3	1	.750	18	7	4	.690
Fredonia St.....	9	3	2	.714	16	6	5	.685
Plattsburgh St.....	7	7	0	.500	18	13	0	.581
Potsdam St.....	6	6	2	.500	10	14	3	.426
Cortland St.....	5	8	1	.393	11	14	2	.444
Brockport St.....	2	11	1	.179	8	16	1	.340
Buffalo St.....	1	10	3	.179	5	17	3	.260

Men's Attendance

2005 Attendance	94
Annual Home Attendance Leaders.....	95



2005 Attendance

Division I

Rank	Team	Total Home Attendance	Home Games	Avg. Home Attendance
1.	Wisconsin	274,979	23	11,955
2.	North Dakota	212,418	20	10,620
3.	Minnesota	210,799	22	9,582
4.	Michigan	122,648	18	6,813
5.	Colorado Col.	143,052	21	6,812
6.	Ohio St.	124,264	19	6,540
7.	Neb.-Omaha	134,782	21	6,418
8.	New Hampshire	126,028	20	6,301
9.	Denver	121,348	20	6,067
10.	St. Cloud St.	106,176	18	5,898
11.	Michigan St.	107,833	19	5,675
12.	Boston College	96,130	17	5,654
13.	Maine	122,795	22	5,581
14.	Minn. Duluth	94,821	19	4,990
15.	Boston U.	91,836	20	4,591
16.	Alas. Anchorage	70,972	18	3,942
17.	Vermont	81,841	21	3,897
18.	Alas. Fairbanks	62,002	16	3,875
19.	Cornell	61,376	16	3,836
20.	Dartmouth	76,153	20	3,807
21.	Massachusetts	65,801	18	3,655
22.	Minn. St. Mankato	63,990	18	3,555
23.	Northern Mich.	63,088	19	3,320
24.	Rensselaer	60,212	19	3,169
25.	Yale	47,251	15	3,150
26.	Mass.-Lowell	48,675	17	2,863
27.	Western Mich.	50,192	18	2,788
28.	Michigan Tech	43,876	16	2,742
29.	Bowling Green	45,412	17	2,671
30.	Northeastern	39,573	16	2,473
31.	Clarkson	35,064	15	2,337
32.	Harvard	34,308	15	2,287
33.	St. Lawrence	38,455	17	2,262
34.	Miami (Ohio)	34,058	16	2,128
35.	Notre Dame	39,630	19	2,085
36.	Providence	33,005	16	2,062
37.	Lake Superior St.	34,466	17	2,027
38.	Army	26,866	14	1,919
39.	Ala.-Huntsville	22,251	12	1,854
40.	Colgate	33,478	19	1,762
41.	Princeton	25,561	15	1,704
42.	Air Force	23,526	14	1,680
43.	Merrimack	26,751	16	1,671
44.	Union (N.Y.)	30,969	19	1,629
45.	Ferris St.	26,808	18	1,489
46.	Bemidji St.	21,540	17	1,267
47.	Brown	20,091	16	1,256
48.	Holy Cross	15,911	14	1,136
49.	Niagara	16,409	15	1,093
50.	Quinnipiac	15,966	17	939
51.	Connecticut	11,254	12	937
52.	Mercyhurst	12,937	14	924
53.	Robert Morris	10,929	14	780
54.	Canisius	10,477	14	748
55.	Sacred Heart	5,261	11	478
56.	Wayne St. (Mich.)	7,938	17	466
57.	Bentley	3,383	13	260
58.	American Int'l.	2,535	13	195

Division III

Rank	Team	Total Home Attendance	Home Games	Avg. Home Attendance
1.	Middlebury	30,661	19	1,614
2.	Rochester Inst.	14,487	9	1,609
3.	St. Norbert	28,812	18	1,600
4.	Norwich	22,247	14	1,589
5.	Plattsburgh St.	23,978	16	1,498
6.	Utica	20,483	14	1,463
7.	Bowdoin	12,491	10	1,249
8.	Oswego St.	15,640	13	1,203
9.	St. John's (Minn.)	18,741	16	1,171
10.	Elmira	12,817	11	1,165
11.	Geneseo St.	23,066	20	1,153
12.	Wis.-Superior	13,132	14	938
13.	Colby	9,827	11	893
14.	Potsdam St.	6,746	8	843
15.	Salem St.	9,825	12	819
16.	Fredonia St.	9,419	12	784
17.	Wis.-River Falls	10,936	15	729
18.	Manhattanville	10,756	15	717
19.	Wis.-Stevens Point	10,643	15	709
20.	St. Thomas (Minn.)	8,947	15	526
21.	Williams	7,030	14	502
22.	Wis.-Eau Claire	5,406	11	491
23.	Bethel (Minn.)	6,331	13	487
24.	St. Mary's (Minn.)	5,776	12	481
25.	St. Olaf	5,524	12	460
26.	Trinity (Conn.)	6,162	14	440
27.	New England Col.	6,125	14	438
28.	Castleton St.	5,151	12	429
29.	Curry	5,575	14	398
30.	Wis.-Stout	5,318	14	379
31.	Buffalo St.	3,981	11	361
32.	Wentworth Inst.	4,912	14	350
33.	Milwaukee Engr.	5,432	16	339
34.	Gust. Adolphus	4,272	13	328
35.	Hamilton	3,428	11	311
36.	Babson	4,650	15	310
37.	Lake Forest	3,015	10	301
	Mass.-Dartmouth	3,606	12	301
39.	Amherst	3,250	11	295
40.	Fitchburg St.	3,225	11	293
41.	Tufts	2,900	10	290
42.	Hobart	3,174	11	288
43.	Cortland St.	3,688	13	283
44.	Skidmore	2,750	10	275
45.	Wesleyan (Conn.)	2,600	10	260
46.	Augsburg	3,267	14	233
47.	Lawrence	2,939	13	226
48.	St. Scholastica	2,437	11	221
49.	Neumann	1,747	8	218
	Connecticut Col.	2,625	12	218
51.	Marian (Wis.)	2,383	11	216
52.	Lebanon Valley	2,782	13	214
53.	Hamline	2,015	10	201
54.	Plymouth St.	2,007	10	200
55.	Concordia-M'head	2,125	11	193
56.	Brockport St.	1,108	6	184
57.	Western New Eng.	2,312	13	178
58.	Mass.-Boston	2,445	14	174
	Johnson & Wales (R.I.)	1,567	9	174
60.	Framingham St.	1,457	9	162
61.	Salve Regina	1,382	9	153
62.	Northland	1,929	13	148
63.	Southern Me.	1,971	14	140
64.	Suffolk	1,559	12	130
65.	Nichols	1,275	10	128
66.	Worcester St.	1,250	10	125

Annual Home Attendance Leaders

Division I

Season	Team	Avg.
1996	Minnesota	9,797
1997	Minnesota	10,260
1998	Minnesota	10,056
1999	Wisconsin	12,153
2000	Wisconsin	11,517
2001	Wisconsin	11,461
2002	Wisconsin	11,807
2003	Wisconsin	11,430
2004	Wisconsin	11,701
2005	Wisconsin	11,955

Division III

Season	Team	Avg.
1996	Plattsburgh St.	2,180
1997	Elmira	2,495
1998	Colby	2,077
1999	Plattsburgh St.	1,773
2000	Elmira	1,897
2001	Middlebury	1,775
2002	Middlebury	1,974
2003	Norwich	1,785
2004	Middlebury	1,781
2005	Middlebury	1,614

Women's Division I Records

Individual Records	98
Individual Leaders	98
Annual Individual Champions.....	103
Team Records	104
Team Leaders	105
Annual Team Champions.....	108
USA Today/AHCA Final Polls	109
USCHO.com Final Polls.....	109



Individual Records

Official NCAA women's ice hockey records began with the 2001 season and are based on information submitted to the NCAA statistics service by institutions participating in the statistics rankings. In statistical rankings, the rounding of percentages and/or averages may indicate ties where none exist. In these cases, the numerical order of the rankings is accurate.

Offense

POINTS SCORED

Game

10—Jennifer Botterill, Harvard vs. Boston College, Jan. 28, 2003; Nicole Corriero, Harvard vs. Union (N.Y.), Nov. 7, 2003

Season

114—Natalie Darwitz, Minnesota, 2005 (42 goals, 72 assists)

Career

265—Nicole Corriero, Harvard, 2002-05 (150 goals, 115 assists)

POINTS SCORED PER GAME

Season

3.50—Jennifer Botterill, Harvard, 2003 (112 in 32)

Career

3.07—Jennifer Botterill, Harvard, 2000-01, 2002-03 (190 in 62)

GOALS SCORED

Game

6—Jenny Potter, Minn. Duluth vs. St. Cloud St., Dec. 18, 2002; Nicole Corriero, Harvard vs. Union (N.Y.), Nov. 17, 2003

Season

59—Nicole Corriero, Harvard, 2005 (36 games)

Career

150—Nicole Corriero, Harvard, 2002-05 (136 games)

GOALS SCORED PER GAME

Season

1.64—Nicole Corriero, Harvard, 2005 (59 in 36)

Career

1.44—Jennifer Botterill, Harvard, 2000-01, 2002-03 (89 in 62)

ASSISTS

Game

7—Jennifer Botterill, Harvard vs. Vermont, Nov. 8, 2002; Botterill, Harvard vs. Boston College, Jan. 28, 2003

Season

72—Natalie Darwitz, Minnesota, 2005 (40 games)

Career

149—Julie Chu, Harvard, 2003-05 (99 games)

#Will not play in 2005-06 season due to participation in 2006 Winter Olympics.

ASSISTS PER GAME

Season

2.03—Jennifer Botterill, Harvard, 2003 (65 in 32)

Career

1.63—Jennifer Botterill, Harvard, 2000-01, 2002-03 (101 in 62)

POWER-PLAY GOALS

Game

3—Emma Laaksonen, Ohio St. vs. Wayne St. (Mich.), March 2, 2001; Melanie Salatino, Minn. St. Mankato vs. North Dakota, Oct. 17, 2003; Jenny Potter, Minn. Duluth vs. St. Cloud St., Dec. 8, 2003

Season

24—Nicole Corriero, Harvard, 2005

Career

47—Nicole Corriero, Harvard, 2002-05

SHORT-HANDED GOALS

Game

2—Caroline Ouellette, Minn. Duluth vs. North Dakota, Nov. 14, 2003

Season

6—Krissy Wendell, Minnesota, 2004

Career

16—#Krissy Wendell, Minnesota, 2003-05

#Will not play in 2005-06 season due to participation in 2006 Winter Olympics.

GAME-WINNING GOALS

Season

11—Jennifer Botterill, Harvard, 2003; Nicole Corriero, Harvard, 2005

Career

27—Nicole Corriero, Harvard, 2002-05

Defense

SAVES

Game

70—Stephanie Boulay, Sacred Heart vs. Maine, Jan. 8, 2005

Season

1,332—Kami Cote, Vermont, 2004

Career

3,590—Shari Vogt, Minn. St. Mankato, 2001-04

SAVE PERCENTAGE

Season

.950—Chanda Gunn, Northeastern, 2002 (41 goals allowed, 772 saves)

Career

.932—Jody Horak, Minnesota, 2002-05 (164 goals allowed, 2,238 saves)

GOALS-AGAINST AVERAGE

Season

1.25—Desirae Clark, Mercyhurst, 2005 (32 goals allowed, 1,538 minutes played)

Career

1.47—Desirae Clark, Mercyhurst, 2002-05 (131 goals allowed, 5,340 minutes played)

Miscellaneous

GOALIE WINNING PERCENTAGE

Season

*.893—Jody Horak, Minnesota, 2005 (24-2-2)

Career

*.870—Patricia Sautter, Minn. Duluth, 2001-03 (41-4-5)

*Ties computed as half win, half loss.

GOALIE WINS

Career

83—Jody Horak, Minnesota, 2002-05

Individual Leaders

SINGLE-GAME RECORDS

Offense

POINTS

No.	Player, Team vs. Opponent	Date
10	Jennifer Botterill, Harvard vs. Boston College	Jan. 28, 2003
10	Nicole Corriero, Harvard vs. Union (N.Y.)	Nov. 7, 2003
9	Jennifer Botterill, Harvard vs. Vermont	Nov. 8, 2002
9	Gina Kingsbury, St. Lawrence vs. Union (N.Y.)	March 6, 2004
8	Rebecca Russell, St. Lawrence vs. Union (N.Y.)	March 6, 2004
7	Caroline Ouellette, Minn. Duluth vs. Bemidji St.	Feb. 13, 2004
7	Jenny Potter, Minn. Duluth vs. Bemidji St.	Feb. 13, 2004

GOALS

No.	Player, Team vs. Opponent	Date
6	Jenny Potter, Minn. Duluth vs. St. Cloud St.	Dec. 18, 2002
6	Nicole Corriero, Harvard vs. Union (N.Y.)	Nov. 17, 2003
5	Angela Ruggiero, Harvard vs. Wayne St. (Mich.)	Jan. 4, 2003
5	Angela Ruggiero, Harvard vs. Cornell	March 7, 2003

Former Minnesota Duluth standout Jenny Potter is still tied for the Division I records for most power-play goals (three) and total goals (six) in a game.



Photo by Minnesota Duluth Sports Information

No.	Player, Team vs. Opponent	Date
5	Jenny Potter, Minn. Duluth vs. St. Cloud St.	Jan. 25, 2004
5	Nicole Corriero, Harvard vs. Dartmouth	Feb. 5, 2005

ASSISTS

No.	Player, Team vs. Opponent	Date
7	Jennifer Botterill, Harvard vs. Vermont	Nov. 8, 2002
7	Jennifer Botterill, Harvard vs. Boston College	Jan. 28, 2003
6	Jenny Potter, Minn. Duluth vs. St. Cloud St.	Feb. 1, 2003
6	Julie Chu, Harvard vs. Cornell	March 3, 2003
6	Caroline Ouellette, Minn. Duluth vs. North Dakota	Oct. 15, 2004

POWER-PLAY GOALS

No.	Player, Team vs. Opponent	Date
3	Emma Laaksonen, Ohio St. vs. Wayne St. (Mich.)	March 2, 2001
3	Melanie Salatino, Minn. St. Mankato vs. North Dakota	Oct. 17, 2003
3	Jenny Potter, Minn. Duluth vs. St. Cloud St.	Dec. 8, 2003

SHORT-HANDED GOALS

No.	Player, Team vs. Opponent	Date
2	Caroline Ouellette, Minn. Duluth vs. North Dakota	Nov. 14, 2003

Defense

SAVES

No.	Player, Team vs. Opponent	Date
70	Stephanie Boulay, Sacred Heart vs. Maine	Jan. 8, 2005
68	Stephanie Boulay, Sacred Heart vs. Quinnipiac	Feb. 28, 2004
66	Kami Cote, Vermont vs. Wisconsin	Oct. 10, 2003
65	Stephanie Boulay, Sacred Heart vs. Wayne St. (Mich.)	March 6, 2004
61	Kami Cote, Vermont vs. St. Lawrence	Jan. 31, 2004

SEASON RECORDS

Offense

POINTS

Team, Player	Year	GP	G	A	Pts.
Natalie Darwitz, Minnesota	2005	40	42	72	114
Jennifer Botterill, Harvard	2003	32	47	65	112
Krissy Wendell, Minnesota	2005	40	43	61	104
Julie Chu, Harvard	2003	34	42	51	93
Nicole Corriero, Harvard	2005	36	59	32	91
Jenny Potter, Minn. Duluth	2003	36	31	57	88
Angela Ruggiero, Harvard	2003	34	29	54	83
Caroline Ouellette, Minn. Duluth	2005	33	32	48	80
Jennifer Botterill, Harvard	2001	30	42	36	78
Meghan Hunter, Wisconsin	2001	35	42	36	78
Krissy Wendell, Minnesota	2004	36	36	42	78

POINTS PER GAME

Team, Player	Year	GP	G	A	Pts.	PPG
Jennifer Botterill, Harvard	2003	32	47	65	112	3.50
Natalie Darwitz, Minnesota	2005	40	42	72	114	2.85
Julie Chu, Harvard	2003	34	42	51	93	2.74
Jennifer Botterill, Harvard	2001	30	42	36	78	2.60
Krissy Wendell, Minnesota	2005	40	43	61	104	2.60
Nicole Corriero, Harvard	2005	36	59	32	91	2.53
Jenny Potter, Minn. Duluth	2003	36	31	57	88	2.44
Angela Ruggiero, Harvard	2003	34	29	54	83	2.44
Caroline Ouellette, Minn. Duluth	2005	33	32	48	80	2.42
Tammy Shewchuk, Harvard	2001	31	29	46	75	2.42
Caroline Ouellette, Minn. Duluth	2004	32	29	47	76	2.38

GOALS

Player, Team	Year	Goals
Nicole Corriero, Harvard	2005	59
Jennifer Botterill, Harvard	2003	47
Krissy Wendell, Minnesota	2005	43
Jennifer Botterill, Harvard	2001	42
Megan Hunter, Wisconsin	2001	42
Julie Chu, Harvard	2003	42
Nicole Corriero, Harvard	2004	42
Natalie Darwitz, Minnesota	2005	42
Maria Rooth, Minn. Duluth	2001	41
Katie Weatherston, Dartmouth	2005	38

GOALS PER GAME

Player, Team	Year	GP	G	PPG
Nicole Corriero, Harvard	2005	36	59	1.64
Jennifer Botterill, Harvard	2003	32	47	1.47
Jennifer Botterill, Harvard	2001	30	42	1.40
Maria Rooth, Minn. Duluth	2001	32	41	1.28
Julie Chu, Harvard	2003	34	42	1.24
Katie Weatherston, Dartmouth	2005	31	38	1.23
Meghan Hunter, Wisconsin	2001	35	42	1.20
Nicole Corriero, Harvard	2004	35	42	1.20
Michelle Panella, Sacred Heart	2005	25	29	1.16
Carly Haggard, Dartmouth	2002	32	37	1.16

ASSISTS

Player, Team	Year	Assists
Natalie Darwitz, Minnesota	2005	72
Jennifer Botterill, Harvard	2003	65
Krissy Wendell, Minnesota	2005	61
Jenny Potter, Minn. Duluth	2003	57
Julie Chu, Harvard	2005	57
Angela Ruggiero, Harvard	2003	54
Julie Chu, Harvard	2003	51
Caroline Ouellette, Minn. Duluth	2005	48
Caroline Ouellette, Minn. Duluth	2004	47
Tammy Shewchuk, Harvard	2001	46

ASSISTS PER GAME

Player, Team	Year	GP	A	APG
Jennifer Botterill, Harvard	2003	32	65	2.03
Natalie Darwitz, Minnesota	2005	40	72	1.80
Julie Chu, Harvard	2005	33	57	1.73
Angela Ruggiero, Harvard	2003	34	54	1.59
Jenny Potter, Minn. Duluth	2003	36	57	1.58
Krissy Wendell, Minnesota	2005	40	61	1.53
Julie Chu, Harvard	2003	34	51	1.51
Tammy Shewchuk, Harvard	2001	31	46	1.48
Caroline Ouellette, Minn. Duluth	2004	32	47	1.47
Caroline Ouellette, Minn. Duluth	2005	33	48	1.45
Sarah Vaillancourt, Harvard	2005	29	42	1.45

Emma Laaksonen of Ohio State held the Division I season record for power-play goals with 17 in 2001, until Corriero eclipsed it last year with 24.



Photo by Ohio State Sports Information

POWER-PLAY GOALS

Player, Team	Year	PPG
Nicole Corriero, Harvard	2005	24
Emma Laaksonen, Ohio St.	2001	17
Noemie Marin, Minn. Duluth	2005	16
Kelly Stephens, Minnesota	2005	16
Jeni Creary, Ohio St.	2005	15
Katie Weatherston, Dartmouth	2005	15
Sarah Vaillancourt, Harvard	2005	14
Krissy Wendell, Minnesota	2005	14

Harvard's Nicole Corriero (9) celebrates one of her Division I season-record 59 goals from the 2004-05 season. Corriero currently is the career leader in goals (150) and points (265).



Photo by Harvard Athletic Communications

Player, Team	Year	PPG
Meghan Hunter, Wisconsin	2001	13
Valerie Hall, Niagara	2002	13
Nicole Corriero, Harvard	2004	13
Karen Thatcher, Providence	2005	13

SHORT-HANDED GOALS

Player, Team	Year	SHG
Krissy Wendell, Minnesota	2005	7
Krissy Wendell, Minnesota	2004	6
Ashley Riggs, Niagara	2005	6
Natalie Darwitz, Minnesota	2005	5
Jenny Potter, Minn. Duluth	2003	4
Caroline Ouellette, Minn. Duluth	2004	4
Jenny Potter, Minn. Duluth	2004	4
Many with 3		

GAME-WINNING GOALS

Team, Player	Year	GWG
Jennifer Botterill, Harvard	2003	11
Nicole Corriero, Harvard	2005	11
Nicole Corriero, Harvard	2004	10
Jenny Potter, Minnesota	2004	10
Brooke Whitney, Northeastern	2002	9
Erika Halst, Minn. Duluth	2003	9
Krissy Wendell, Minnesota	2004	9
Natalie Darwitz, Minnesota	2005	9
Caroline Ouellette, Minn. Duluth	2005	9
Krissy Wendell, Minnesota	2005	9

Defense

SAVES

Player, Team	Year	Saves
Kami Cote, Vermont	2004	1,332
Marisa Hourihan, Northeastern	2005	1,235
Kami Cote, Vermont	2005	1,092
Shari Vogt, Minn. St. Mankato	2004	1,030
Laura Gieselman, St. Cloud St.	2001	1,014
Mel Courtemanche, Quinipiac	2002	986
Tiffany Hayes, Vermont	2003	983
Tiffany Hayes, Vermont	2002	956
Anna VanderMarliere, Wayne St. (Mich.)	2001	935
Shari Vogt, Minn. St. Mankato	2003	932

SAVE PERCENTAGE

Player, Team	Year	GA	Saves	Pct.
Chanda Gunn, Northeastern	2002	41	772	.950
Jody Horak, Minnesota	2002	26	464	.947
Brenda Reinen, Minnesota	2002	25	429	.945
Ritta Schaublin, Minn. Duluth	2005	39	638	.942
Pam Dreyer, Brown	2001	39	624	.941
Desirae Clark, Mercyhurst	2005	32	504	.940
Chanda Gunn, Northeastern	2004	56	842	.938
Pam Dreyer, Brown	2002	29	435	.938
Desi Clark, Mercyhurst	2004	51	764	.937
Meghan Horras, Wisconsin	2004	25	357	.935

GOALS-AGAINST AVERAGE

Player, Team	Year	Mins.	GA	Avg.
Desirae Clark, Mercyhurst	2005	1,538	32	1.25
Jackie MacMillan, Wisconsin	2002	1,980	43	1.30
Chanda Gunn, Northeastern	2002	1,798	41	1.37
Meaghan Cahill, Dartmouth	2001	1,050	24	1.37
Meghan Horras, Wisconsin	2004	1,072	25	1.40
Brenda Reinen, Minnesota	2002	1,053	25	1.42
Jody Horak, Minnesota	2002	1,088	26	1.43
Desi Clark, Mercyhurst	2004	2,128	51	1.44
Jody Horak, Minnesota	2005	1,691	41	1.45
Ali Boe, Harvard	2004	1,634	40	1.47
Patricia Sautter, Minn. Duluth	2002	1,184	29	1.47

Miscellaneous

GOALIE WINNING PERCENTAGE

Player, Team	Year	W-L-T	Pct.*
Jody Horak, Minnesota	2005	24-2-2	.893
Jessica Ruddock, Harvard	2003	26-3-1	.883
Patricia Sautter, Minn. Duluth	2003	26-3-2	.871
Patricia Sautter, Minn. Duluth	2002	15-1-3	.868
Amy Ferguson, Dartmouth	2001	12-2-0	.867

Player, Team	Year	W-L-T	Pct.*
Tuula Puputti, Minn. Duluth	2001	28-3-4	.857
Christine Capuano, Dartmouth	2005	12-2-0	.857
Jody Horak, Minnesota	2002	14-2-2	.833
Ali Boe, Harvard	2004	22-4-1	.833
Christine Dufour, Wisconsin	2004	12-2-1	.833

*Ties computed as half win, half loss.

CAREER RECORDS

Offense

POINTS

Team, Player	Years	GP	G	A	Pts.
Nicole Corriero, Harvard	2002-05	136	150	115	265
#Natalie Darwitz, Minnesota	2003-05	99	102	144	246
#Krissy Wendell, Minnesota	2003-05	101	106	131	237
Caroline Ouellette, Minn. Duluth	2003-05	97	92	137	229
#Julie Chu, Harvard	2003-05	99	70	149	219
Kelly Stephens, Minnesota	2002-05	148	97	121	218
Jennifer Botterill, Harvard	2000-01; 02-03	62	89	101	190
Rebecca Russell, St. Lawrence	2002-05	142	76	102	178
Teresa Marchese, Niagara/Mercyhurst	2002-03; 04-05	143	66	100	166
Maria Rooth, Minn. Duluth	2000-03	92	82	82	164
Carly Haggard, Dartmouth	2000-03	94	90	73	163
Jenny Potter, Minn. Duluth	2002-04	70	67	96	163
Rush Zimmerman, Providence	2002-05	135	73	89	162
Jessica Link, Brown	2002-05	125	83	74	157
Gretchen Anderson, Princeton	2000-04	107	87	66	153
Gina Kingsbury, St. Lawrence	2000-04	110	74	78	152
#Katie Weatherston, Dartmouth	2003-05	98	90	58	148
Jeni Creary, Ohio St.	2002-05	142	86	60	146
Stephanie Jones, New Hampshire	2002-05	141	78	64	142
Angela Ruggiero, Harvard	2002-04	66	54	84	138

#Will not play in 2005-06 season due to participation in 2006 Winter Olympics.

POINTS PER GAME

Player, Team	Years	GP	Pts.	PPG
Jennifer Botterill, Harvard	2000-01; 02-03	62	190	3.07
Caroline Ouellette, Minn. Duluth	2003-05	97	229	2.36
Jenny Potter, Minn. Duluth	2002-04	70	163	2.33
Angela Ruggiero, Harvard	2002-05	66	138	2.09
Maria Rooth, Minn. Duluth	2000-03	92	164	1.79
Carly Haggard, Dartmouth	2000-03	94	163	1.73
Kelly Stephens, Minnesota	2002-05	148	218	1.47
Gretchen Anderson, Princeton	2000-04	107	153	1.43
Gina Kingsbury, St. Lawrence	2000-04	110	152	1.38
Kalen Ingram, Harvard	2000-03	89	115	1.29
Jessica Link, Brown	2002-05	125	157	1.26
Rebecca Russell, St. Lawrence	2002-05	142	178	1.25
Rush Zimmerman, Providence	2002-05	135	162	1.20
Teresa Marchese, Niagara/Mercyhurst	2002-03; 04-05	143	166	1.16
Kim Insalaco, Brown	2000-03	89	102	1.15
Jeni Creary, Ohio St.	2002-05	142	146	1.03
Stephanie Jones, New Hampshire	2002-05	141	142	1.01
Darlene Stephenson, Providence	2000-04	140	127	0.91

GOALS

Player, Team	Years	GP	Goals
Nicole Corriero, Harvard	2002-05	136	150
#Krissy Wendell, Minnesota	2003-05	101	106
#Natalie Darwitz, Minnesota	2003-05	99	102
Kelly Stephens, Minnesota	2002-05	148	97
Caroline Ouellette, Minn. Duluth	2003-05	97	92
Carly Haggard, Dartmouth	2000-03	94	90
#Katie Weatherston, Dartmouth	2003-05	98	90
Jennifer Botterill, Harvard	2000-01; 02-03	62	89
Gretchen Anderson, Princeton	2000-04	107	87
Jeni Creary, Ohio St.	2002-05	142	86
Jessica Link, Brown	2002-05	125	83
Maria Rooth, Minn. Duluth	2000-03	92	82
Stephanie Jones, New Hampshire	2002-05	141	78
Rebecca Russell, St. Lawrence	2002-05	142	76
Gina Kingsbury, St. Lawrence	2000-04	110	74
Rush Zimmerman, Providence	2002-05	135	73
#Julie Chu, Harvard	2003-05	99	70
Jenny Potter, Minn. Duluth	2002-04	70	67
Teresa Marchese, Niagara/Mercyhurst	2002-03; 04-05	143	66
†Tiffany Hagge, Dartmouth	2003-05	102	57
Darlene Stephenson, Providence	2000-04	140	55
Angela Ruggiero, Harvard	2002-04	66	54

#Will not play in 2005-06 season due to participation in 2006 Winter Olympics.

†Active player.

GOALS PER GAME

Player, Team	Years	GP	G	GPG
Jennifer Botterill, Harvard	2000-01; 02-03	62	89	1.44
Nicole Corriero, Harvard	2002-05	136	150	1.10
Carly Haggard, Dartmouth	2000-03	94	90	0.96
Jenny Potter, Minn. Duluth	2002-04	70	67	0.96
Caroline Ouellette, Minn. Duluth	2003-05	97	92	0.95
Maria Rooth, Minn. Duluth	2000-03	92	82	0.89
Angela Ruggiero, Harvard	2002-04	66	54	0.82
Gretchen Anderson, Princeton	2000-04	107	87	0.81
Gina Kingsbury, St. Lawrence	2000-04	110	74	0.67
Jessica Link, Brown	2002-05	125	83	0.66
Kelly Stephens, Minnesota	2002-05	148	97	0.66
Jeni Creary, Ohio St.	2002-05	142	86	0.61
Stephanie Jones, New Hampshire	2002-05	141	78	0.55
Rush Zimmerman, Providence	2002-05	135	73	0.54
Rebecca Russell, St. Lawrence	2002-05	142	76	0.54
Kalen Ingram, Harvard	2000-03	89	46	0.52
Amanda Sargeant, St. Lawrence	2000-03	105	50	0.48

ASSISTS

Player, Team	Years	GP	Assists
#Julie Chu, Harvard	2003-05	99	149
#Natalie Darwitz, Minnesota	2003-05	99	144
Caroline Ouellette, Minn. Duluth	2003-05	97	137
#Krissy Wendell, Minnesota	2003-05	106	131
Kelly Stephens, Minnesota	2002-05	148	121
Nicole Corriero, Harvard	2002-05	136	115
Rebecca Russell, St. Lawrence	2002-05	142	102
Jennifer Botterill, Harvard	2000-01; 02-03	62	101
Teresa Marchese, Niagara/Mercyhurst	2002-03; 04-05	143	100
Jenny Potter, Minn. Duluth	2002-04	70	96
Rush Zimmerman, Providence	2002-05	135	89
Angela Ruggiero, Harvard	2002-04	66	84
Maria Rooth, Minn. Duluth	2000-03	92	82
Kristen Thomas, New Hampshire	2000-03	138	82
Gina Kingsbury, St. Lawrence	2000-04	110	78
Ashley Banfield, Ohio St.	2002-05	117	74
Carly Haggard, Dartmouth	2000-03	94	73
Jessica Link, Brown	2002-05	125	73
Darlene Stephenson, Providence	2000-04	140	72
Kim Insalaco, Brown	2000-03	89	70

#Will not play in 2005-06 season due to participation in 2006 Winter Olympics.



Photo by Minnesota Sports Information

Natalie Darwitz broke the Division I record for points in a season last year with 114, helping Minnesota win the national championship. Darwitz, who has one season of eligibility remaining, already is second in career assists (144) and points (246).

ASSISTS PER GAME

Player, Team	Years	GP	A	APG
Jennifer Botterill, Harvard	2000-01; 02-03	62	101	1.63
Caroline Ouellette, Minn. Duluth	2003-05	97	137	1.41
Jenny Potter, Minn. Duluth	2002-04	70	96	1.37
Angela Ruggiero, Harvard	2002-04	66	84	1.27
Maria Rooth, Minn. Duluth	2000-03	92	82	0.89
Nicole Corriero, Harvard	2002-05	136	115	0.85
Kelly Stephens, Minnesota	2002-05	148	121	0.82
Kim Insalaco, Brown	2000-03	89	70	0.79
Carly Haggard, Dartmouth	2000-03	94	77	0.78
Kalen Ingram, Harvard	2000-03	89	69	0.78
Rebecca Russell, St. Lawrence	2002-05	142	102	0.72
Teresa Marchese, Niagara/Mercyhurst	2002-03; 04-05	143	100	0.70
Ashley Banfield, Ohio St.	2002-05	117	74	0.63
Gretchen Anderson, Princeton	2000-04	107	66	0.61
Amanda Sargeant, St. Lawrence	2000-03	105	63	0.60

Player, Team	Years	GP	A	APG
Kristen Thomas, New Hampshire	2000-03	138	82	0.59
Jessica Link, Brown	2002-05	125	73	0.58
Emma Laaksonen, Ohio St.	2000-04	125	65	0.52
Darlene Stephenson, Providence	2000-04	140	72	0.51

POWER-PLAY GOALS

Player, Team	Years	PPG
Nicole Corriero, Harvard	2002-05	47
Jeni Creary, Ohio St.	2002-05	39
#Krissy Wendell, Minnesota	2003-05	33
Kelly Stephens, Minnesota	2002-05	32
Rush Zimmerman, Providence	2002-05	31
#Natalie Darwitz, Minnesota	2003-05	29
#Katie Weatherston, Dartmouth	2003-05	29
Caroline Ouellette, Minn. Duluth	2003-05	25
Emma Laaksonen, Ohio St.	2000-04	23
Gina Kingsbury, St. Lawrence	2000-04	21
Jessica Link, Brown	2002-05	21
Shana Frost, Ohio St.	2000-03	20
Molly Engstrom, Wisconsin	2002-05	20
Noemie Marin, Minn. Duluth	2004-05	20
Rebecca Russell, St. Lawrence	2002-05	19
#Julie Chu, Harvard	2003-05	19
†Emilie Berlinguette, St. Lawrence	2003-05	19
Jackie Friesen, Wisconsin	2002-05	18
Stephanie Jones, New Hampshire	2002-05	18
Teresa Marchese, Niagara/Mercyhurst	2002-03; 04-05	18
Jenny Potter, Minn. Duluth	2002-04	17
Gretchen Anderson, Princeton	2000-04	16
†Karen Thatcher, Brown/Providence	2003; 2004-05	16

#Will not play in 2005-06 season due to participation in 2006 Winter Olympics.
†Active player.

SHORT-HANDED GOALS

Player, Team	Years	SHG
#Krissy Wendell, Minnesota	2003-05	16
Caroline Ouellette, Minn. Duluth	2003-05	10
Jenny Potter, Minn. Duluth	2002-04	8
#Natalie Darwitz, Minnesota	2003-05	7
Kelly Stephens, Minnesota	2002-05	6
#Ashley Riggs, Niagara	2005	6
Nicole Corriero, Harvard	2002-05	5
Jessica Link, Brown	2002-05	5
Rebecca Russell, St. Lawrence	2002-05	5
Carly Haggard, Dartmouth	2000-03	4
Kalen Ingram, Harvard	2000-03	4
Lai Toya Clarke, Minnesota	2000-04	4
Stephanie Jones, New Hampshire	2002-05	4
#Julie Chu, Harvard	2003-05	4
†Heather Jackson, Princeton	2003-05	4
†Michelle Panella, Sacred Heart	2004-05	4

#Will not play in 2005-06 season due to participation in 2006 Winter Olympics.
†Active player.

GAME-WINNING GOALS

Player, Team	Years	GWG
Nicole Corriero, Harvard	2002-05	27
#Krissy Wendell, Minnesota	2003-05	24
Stephanie Jones, New Hampshire	2002-05	23
Rebecca Russell, St. Lawrence	2002-05	20
#Natalie Darwitz, Minnesota	2003-05	18
Jeni Creary, Ohio St.	2002-05	17
Kelly Stephens, Minnesota	2002-05	17
#Katie Weatherston, Dartmouth	2003-05	17
Gretchen Anderson, Princeton	2000-04	16
Carly Haggard, Dartmouth	2000-03	15
Meghan Hunter, Wisconsin	2000-04	15
Jackie Friesen, Wisconsin	2002-05	15
Gina Kingsbury, St. Lawrence	2000-04	14
Sara McDonald, Mercyhurst	2002-05	14
Teresa Marchese, Niagara/Mercyhurst	2002-03; 04-05	14
Jenny Potter, Minn. Duluth	2002-04	13
Caroline Ouellette, Minn. Duluth	2003-05	13
Darlene Stephenson, Providence	2000-04	12
Jessica Link, Brown	2002-05	11
Angela Ruggiero, Harvard	2002-04	10
Jennifer Desson, Ohio St.	2002-05	10

#Will not play in 2005-06 season due to participation in 2006 Winter Olympics.

Defense

SAVES

Player, Team	Years	Saves
Shari Vogt, Minn. St. Mankato	2000-04	3,590
Kami Cole, Vermont	2002-05	3,175
Rachel Barrie, St. Lawrence	2000-04	3,059
Anna VanderMarliere, Wayne St. (Mich.)	2000-04	2,517
Chanda Gunn, Northeastern	2000-04	2,447
†Sarah Love, Yale	2003-05	2,371
Jen Huggon, New Hampshire	2000-03	2,355
Jody Horak, Minnesota	2002-05	2,238
Laura Gieselman, St. Cloud St.	2000-03	2,203
Megan Van Beusekom, Princeton	2000-04	2,072
Jackie MacMillan, Wisconsin	2000-03	2,060
Rebecca Lahar, Colgate	2002-05	1,945
Desirae Clark, Mercyhurst	2002-05	1,786
†Kaitlyn Shain, Connecticut	2003-05	1,482
†Stephanie Boulay, Sacred Heart	2004-05	1,412
†Allison Rutledge, Niagara	2004-05	1,283
†Kira McDonald, Clarkson	2004-05	1,210
†Riitta Schaublin, Minn. Duluth	2004-05	1,201
†Melissa Bourdon, New Hampshire	2004-05	1,151
Amy Thomas, Providence	2002-05	1,121
†Ali Boe, Harvard	2003-05	1,111

†Active player.

Photo by Minnesota State Mankato Sports Information



Minnesota State Mankato's Shari Vogt is Division I's career saves leader with 3,590.

SAVE PERCENTAGE

Player, Team	Years	Shots	Saves	Avg.
Jody Horak, Minnesota	2002-05	2,402	2,238	.93172
Desirae Clark, Mercyhurst	2002-05	1,917	1,786	.93166
Chanda Gunn, Northeastern	2000-04	2,627	2,447	.931
Tiffany Ribble, Mercyhurst	2000-03	1,294	1,202	.929
Tania Pinelli, Niagara	2000-02	1,541	1,431	.929
Rachel Barrie, St. Lawrence	2000-04	3,304	3,059	.926
Pam Dreyer, Brown	2000-03	1,857	1,719	.926
Jen Huggon, New Hampshire	2000-03	2,548	2,355	.924
Megan Van Beusekom, Princeton	2000-04	2,250	2,072	.921
Amy Ferguson, Dartmouth	2000-03	1,772	1,628	.919
Lara Smart, Maine	2000-03	1,864	1,710	.917
Kami Cole, Vermont	2002-05	3,461	3,175	.917
Shari Vogt, Minn. St. Mankato	2000-04	3,919	3,590	.916
Jackie MacMillan, Wisconsin	2000-03	2,204	2,017	.915
Anna VanderMarliere, Wayne St. (Mich.)	2000-04	2,768	2,517	.909
Rebecca Lahar, Colgate	2003-05	2,139	1,945	.909
Jessica Ruddock, Harvard	2000-03	1,331	1,209	.908
Katie Germain, Brown	2000-04	1,229	1,106	.900

GOALS-AGAINST AVERAGE

Player, Team	Years	Mins.	GA	Avg.
Desirae Clark, Mercyhurst	2002-05	5,340	131	1.47
Tiffany Ribble, Mercyhurst	2000-03	3,488	92	1.58
Jody Horak, Minnesota	2002-05	6,117	164	1.61
Patricia Sautter, Minn. Duluth	2001-03	2,894	79	1.64
Tania Pinelli, Niagara	2000-02	3,911	110	1.69
Chanda Gunn, Northeastern	2000-04	5,519	166	1.81
Jen Huggon, New Hampshire	2001-03	6,133	193	1.89
Jackie MacMillan, Wisconsin	2000-03	5,857	187	1.92
Pam Dreyer, Brown	2000-03	4,271	138	1.94
Jessica Ruddock, Harvard	2000-03	3,698	122	1.98
Amy Ferguson, Dartmouth	2000-03	4,365	152	2.09
Katie Germain, Brown	2000-04	3,256	123	2.27
Amy Thomas, Providence	2002-05	3,383	131	2.32
Lara Smart, Maine	2000-03	3,741	154	2.47

Miscellaneous

GOALIE WINNING PERCENTAGE

Player, Team	Years	W-L-T	Pct.*
Patricia Sautter, Minn. Duluth	2001-03	41-4-5	.870
Jody Horak, Minnesota	2002-05	83-14-6	.835
Tuula Puputti, Minn. Duluth	2000-02	37-8-4	.796
Amy Ferguson, Dartmouth	2000-03	58-16-2	.776
Jessica Ruddock, Harvard	2000-03	48-14-1	.770
Desirae Clark, Mercyhurst	2002-05	63-18-7	.756
Amy Thomas, Providence	2002-05	36-15-1	.702
Tiffany Ribble, Mercyhurst	2000-03	37-16-4	.684
Jackie MacMillan, Wisconsin	2000-03	62-26-11	.682
Rachel Barrie, St. Lawrence	2000-04	78-34-11	.679
Dawn Froats, Maine	2000-03	27-12-3	.679
Katie Germain, Brown	2000-04	34-17-3	.657
Tania Pinelli, Niagara	2000-02	41-20-6	.657
Pam Dreyer, Brown	2000-03	40-23-8	.620
Jen Huggon, New Hampshire	2000-03	60-36-7	.617
Chanda Gunn, Northeastern	2000-04	38-34-12	.524
Jenelle DiSanto, Holy Cross	2000-03	34-33-5	.507

*Ties computed as half win, half loss.

GOALIE WINS

Player, Team	Years	Wins
Jody Horak, Minnesota	2002-05	83
Rachel Barrie, St. Lawrence	2000-04	78
Desirae Clark, Mercyhurst	2002-05	63
Jackie MacMillan, Wisconsin	2000-03	62
Jen Huggon, New Hampshire	2001-03	60
Amy Ferguson, Dartmouth	2000-03	58
Jessica Ruddock, Harvard	2000-03	48
†Ali Boe, Harvard	2003-05	48
Megan Van Beusekom, Princeton	2000-04	43
Patricia Sautter, Minn. Duluth	2000-03	41
Pam Dreyer, Brown	2000-03	40
Chanda Gunn, Northeastern	2000-04	38
Tiffany Ribble, Mercyhurst	2000-03	37
Amy Thomas, Providence	2002-05	36
†Melissa Bourdon, New Hampshire	2004-05	36
Katie Germain, Brown	2000-04	34
Jenelle DiSanto, Holy Cross	2000-03	34

†Active player.

Annual Individual Champions

Offense

POINTS PER GAME

Year	Player, Team	GP	G	A	Pts.	Avg.
2001	Jennifer Botterill, Harvard	30	32	36	78	2.60
2002	Carly Haggard, Dartmouth	32	37	34	71	2.22
2003	Jennifer Botterill, Harvard	32	47	65	112	3.50
2004	Caroline Ouellette, Minn. Duluth	32	29	47	76	2.38
2005	Natalie Darwitz, Minnesota	40	42	72	114	2.85

GOALS PER GAME

Year	Player, Team	G	Goals	Avg.
2001	Jennifer Botterill, Harvard	30	42	1.40
2002	Carly Haggard, Dartmouth	32	37	1.16
2003	Jennifer Botterill, Harvard	32	47	1.47
2004	Nicole Corriero, Harvard	35	42	1.20
2005	Nicole Corriero, Harvard	36	59	1.64

ASSISTS PER GAME

Year	Player, Team	G	Assists	Avg.
2001	Tammy Shewchuk, Harvard	31	46	1.48
2002	Kalen Ingram, Harvard	31	34	1.10
2003	Jennifer Botterill, Harvard	32	65	2.03
2004	Caroline Ouellette, Minn. Duluth	32	47	1.47
2005	Natalie Darwitz, Minnesota	40	72	1.80



Photo by DS Priebe/Harvard Athletic Communications

Harvard's Jennifer Botterill earned the Division I triple crown in 2003, leading the nation in goals, assists and points per game. She also was first in the country in goals and points per game in 2001.

POWER-PLAY GOALS

Year	Player, Team	Games	PPG
2001	Emma Laaksonen, Ohio St.	34	17
2002	Valerie Hall, Niagara	34	13
2003	Julie Chu, Harvard	34	11
2004	Nicole Corriero, Harvard	35	13
2005	Nicole Corriero, Harvard	36	24

SHORT-HANDED GOALS

Year	Player, Team	Games	SHG
2001	Jennifer Botterill, Harvard	30	3
	Amber Fryklund, Bemidji St.	34	3
	Brooke Whitney, Northeastern	32	3

Year	Player, Team	Games	SHG
2002	Brooke Bradburn, Niagara	30	3
	Kimberly Berry, Connecticut	35	3
	Brooke Whitney, Northeastern	35	3
2003	Jenny Potter, Minn. Duluth	36	4
2004	Krissy Wendell, Minnesota	36	6
2005	Krissy Wendell, Minnesota	40	7

GAME-WINNING GOALS

Year	Player, Team	Games	GWG
2001	Brooke Whitney, Northeastern	32	7
	Jennifer Botterill, Harvard	30	7
2002	Brooke Whitney, Northeastern	35	9
2003	Jennifer Botterill, Harvard	32	11
2004	Nicole Corriero, Harvard	35	10
2005	Nicole Corriero, Harvard	36	11

Defense

SAVE PERCENTAGE

Year	Player, Team	Games	GA	Saves	Pct.
2001	Pam Dreyer, Brown	25	39	624	.941
2002	Chanda Gunn, Northeastern	31	41	772	.950
2003	Tiffany Ribble, Mercyhurst	23	33	449	.932
2004	Chanda Gunn, Northeastern	27	56	842	.938
2005	Riitta Schaublin, Minn. Duluth	26	39	638	.942

GOALS-AGAINST AVERAGE

Year	Player, Team	Games	Mins.	GA	GAA
2001	Meaghan Cahill, Dartmouth	18	1,050	24	1.37
2002	Jackie MacMillan, Wisconsin	35	1,980	43	1.30
2003	Tiffany Ribble, Mercyhurst	23	1,340	33	1.48
2004	Meghan Horras, Wisconsin	18	1,072	25	1.40
2005	Desirae Clark, Mercyhurst	25	1,538	32	1.25

Desirae Clark concluded her Mercyhurst career in fine style last season, lowering the Division I goals-against average record to 1.25. She is also the career leader in that category with a 1.47 mark.



Photo by Mercyhurst Sports Information

Miscellaneous

GOALIE WINNING PERCENTAGE

Year	Player, Team	W-L-T	Pct.
2001	Amy Ferguson, Dartmouth	13-2-0	.867
2002	Patricia Sautter, Minn. Duluth	15-1-3	.868
2003	Jessica Ruddock, Harvard	26-3-1	.883
2004	Ali Boe, Harvard	22-4-1	.833
	Christine Dufour, Wisconsin	12-2-1	.833
2005	Jody Horak, Minnesota	24-2-2	.893

Team Records

Official NCAA women's ice hockey records began with the 2001 season and are based on information submitted to the NCAA statistics service by institutions participating in the statistics rankings. In statistical rankings, the rounding of percentages and/or averages may indicate ties where none exist. In these cases, the numerical order of the rankings is accurate.

Offense

GOALS SCORED

Period

7—Maine vs. Quinnipiac, Nov. 26, 2001 (2nd); Harvard vs. Vermont, Nov. 8, 2002 (1st); Harvard vs. Boston College, Jan. 28, 2003 (1st)

Game

17—Harvard vs. Boston College (2), Jan. 28, 2003

Game, Both Teams

19—Harvard (17) vs. Boston College (2), Jan. 28, 2003

Season

226—Minn. Duluth, 2003 (36 games, 6.28 per game)

GOALS SCORED PER GAME

Season

6.47—Harvard, 2003 (34 games, 220 goals)

MOST ASSISTS

Game

24—Minn. Duluth vs. Wisconsin, Nov. 15, 2000

Game, Both Teams

26—Minn. Duluth (24) vs. Wisconsin (2), Nov. 15, 2000

Season

353—Minn. Duluth, 2003 (36 games, 9.81 per game)

FEWEST ASSISTS

Season

13—Vermont, 2003 (30 games, 0.43 per game)

POINTS SCORED

Game

38—Minn. Duluth vs. Wisconsin, Nov. 15, 2000 (14 goals, 24 assists)

Game, Both Teams

41—Minn. Duluth (38) vs. Wisconsin (3), Nov. 15, 2000

Season

579—Minn. Duluth, 2003 (36 games, 16.1 per game)

POWER-PLAY GOALS

Game

5—Minn. Duluth vs. Wisconsin, Nov. 15, 2000; Ohio St. vs. Wayne St. (Mich.), March 2, 2001; Ohio St. vs. Minn. St. Mankato, Oct. 11, 2002

Season

59—Minn. Duluth, 2003 (36 games, 1.64 per game)

POWER-PLAY PERCENTAGE

Game (Min. 4 Opportunities)

1.000—Providence vs. Boston College, March 10, 2004 (four opportunities, four goals)

Season

.310—Minnesota, 2005 (226 opportunities, 70 goals)

SHORT-HANDED GOALS

Game

2—Many times

Season

12—Minnesota, 2003 (36 games, 0.33 per game); St. Lawrence, 2004 (39 games, 0.31 per game)

Defense

PENALTY-KILL PERCENTAGE

Season

.957—Harvard, 2003 (117 opportunities, five goals allowed)

FEWEST GOALS ALLOWED

Season

42—Mercyhurst, 2005 (37 games)

FEWEST GOALS ALLOWED PER GAME

Season

1.14—Mercyhurst, 2005 (42 goals allowed, 37 games)

MOST GOALS ALLOWED

Season

183—Bemidji St., 2001 (34 games)

Miscellaneous

LARGEST MARGIN OF VICTORY

15—Harvard (17) vs. Boston College (2), Jan. 29, 2003

SCORING MARGIN PER GAME

Season

5.00—Harvard, 2003 (220 goals scored, 50 goals allowed, 34 games)

WINNING PERCENTAGE

*.925—Minnesota (36-2-2), 2005

*Ties computed as half win, half loss.

WINS

36—Minnesota (36-2-2), 2005



Minnesota goalie Jody Horak helped the Golden Gophers set new Division I highs for wins (36) and winning percentage (.925) in a season during the 2004-05 campaign. Horak posted a personal record of 24-2-2.

Photo by Minnesota Sports Information

LOSSES

28—Vermont (1-28-1), 2002

FEWEST WINS

1—Vermont (1-28-1), 2002

FEWEST LOSSES

2—Minnesota (36-2-2), 2005

TIES

8—Bemidji St. (12-13-8), 2002; Northeastern (13-13-8), 2004; Connecticut (16-12-8), 2005

HOME WINS

19—Minnesota (19-0-1), 2005 (36-2-2 overall)

ROAD WINS

14—Minnesota (14-2-1), 2005 (36-2-2 overall)

OVERTIME GAMES

10—Ohio St. (37 games), 2002

OVERTIME WINS

5—Minnesota, 2002

WINNING STREAK

17—Harvard, Nov. 8, 2002-Feb. 11, 2003

UNBEATEN STREAK

17—Harvard, Nov. 8, 2002-Feb. 11, 2003

LOSING STREAK

19—Union (N.Y.), Nov. 6, 2004-Feb. 5, 2005

WINLESS STREAK

24—Minn. St. Mankato, Oct. 20, 2000-Feb. 4, 2001

HOME WINNING STREAK

25—Harvard, March 1, 2002-Jan. 11, 2004

HOME UNBEATEN STREAK

30—Harvard, Feb. 2, 2002-Jan. 11, 2004

HOME LOSING STREAK

12—Vermont, Dec. 31, 2001-Oct. 26, 2002

ROAD WINNING STREAK

13—Mercyhurst, Nov. 2, 2002-Oct. 18, 2003

ROAD LOSING STREAK

21—Minn. St. Mankato, Oct. 20, 2000-Nov. 30, 2002

PENALTY MINUTES

Game

57—Ohio St. vs. Minn. Duluth, Jan. 31, 2003

Game, Both Teams

83—Minn. Duluth (39) vs. Minnesota (44), Dec. 14, 2003

Season

624—Minn. St. Mankato, 2005 (35 games, 17.8 per game)

PENALTIES

Game

16—Maine vs. Providence, Nov. 9, 2002; Minn. Duluth vs. Minnesota, Feb. 29, 2004

Game, Both Teams

31—Minn. Duluth (16) vs. Minnesota (15), Feb. 29, 2004

FEWEST PENALTY MINUTES

174—Yale, 2001 (28 games, 6.21 per game)

Team Leaders

Official NCAA women's ice hockey records began with the 2001 season and are based on information submitted to the NCAA statistics service by institutions participating in the statistics rankings. In statistical rankings, the rounding of percentages and/or averages may indicate ties where none exist, the numerical order of the rankings is accurate.

SINGLE-GAME RECORDS

Offense

GOALS SCORED

Team in a Period		
No.	Team vs. Opponent (Period)	Date
7	Maine vs. Quinnipiac (2nd)	Nov. 26, 2001
7	Harvard vs. Vermont (1st)	Nov. 8, 2002
7	Harvard vs. Boston College (1st)	Jan. 28, 2003

Team		
No.	Team vs. Opponent	Date
17	Harvard vs. Boston College (2)	Jan. 28, 2003

Both Teams		
No.	Teams	Date
19	Harvard (17) vs. Boston College (2)	Jan. 28, 2003

ASSISTS		
Team		
No.	Team vs. Opponent	Date
24	Minn. Duluth vs. Wisconsin	Nov. 15, 2000

Both Teams		
No.	Teams	Date
26	Minn. Duluth (24) vs. Wisconsin (2)	Nov. 15, 2000

POINTS SCORED		
No.	Team vs. Opponent	Date
38	Minn. Duluth vs. Wisconsin	Nov. 15, 2000

Both Teams		
No.	Teams	Date
41	Minn. Duluth (38) vs. Wisconsin (3)	Nov. 15, 2000

POWER-PLAY GOALS		
No.	Team vs. Opponent	Date
5	Minn. Duluth vs. Wisconsin	Nov. 15, 2000
5	Ohio St. vs. Wayne St. (Mich.)	March 2, 2001
5	Ohio St. vs. Minn. St. Mankato	Oct. 11, 2002

POWER-PLAY PERCENTAGE		
Team (Min. 4 Opportunities)		
Pct.	Team vs. Opponent	Date
1.000	Providence (4-4) vs. Boston College	March 10, 2004

SHORT-HANDED GOALS		
No.	Team vs. Opponent	Date
2	Many Times	

Miscellaneous

PENALTY MINUTES		
Team		
No.	Team vs. Opponent	Date
57	Ohio St. vs. Minn. Duluth	Jan. 31, 2003

Both Teams		
No.	Teams	Date
83	Minn. Duluth (39) vs. Minnesota (44)	Dec. 14, 2003

PENALTIES		
Team		
No.	Team vs. Opponent	Date
16	Maine vs. Providence	Nov. 9, 2002
16	Minn. Duluth vs. Minnesota	Feb. 29, 2004

Both Teams		
No.	Teams	Date
31	Minn. Duluth (16) vs. Minnesota (15)	Feb. 29, 2004

LARGEST MARGIN OF VICTORY		
No.	Team vs. Opponent	Date
15	Harvard (17) vs. Boston College (2)	Jan. 28, 2003

SEASON RECORDS

Offense

GOALS SCORED

Team	Year	No.
Minn. Duluth	2003	226
Harvard	2003	220
Minn. Duluth	2001	200
Minnesota	2005	197
Wisconsin	2005	170
Dartmouth	2003	167
Minnesota	2004	161
Harvard	2005	159
Dartmouth	2005	155
Minnesota	2003	153
Dartmouth	2002	151
Harvard	2004	151
Harvard	2001	144
St. Lawrence	2003	144



Caroline Ouellette netted 31 of Minnesota Duluth's Division I-record 226 goals in the 2002-03 season.

Photo by Minnesota Duluth Sports Information

GOALS SCORED PER GAME

Team	Year	Games	Goals	Avg.
Harvard	2003	34	220	6.47
Minn. Duluth	2003	36	226	6.28
Minn. Duluth	2001	37	200	5.41
Minnesota	2005	40	197	4.93
Dartmouth	2003	35	167	4.77
Dartmouth	2002	32	151	4.72
Wisconsin	2005	38	170	4.47
Minnesota	2004	36	161	4.47
Dartmouth	2005	35	155	4.43
Harvard	2005	36	159	4.42
Minn. Duluth	2004	34	148	4.35
Harvard	2004	35	151	4.31
Dartmouth	2001	32	136	4.25
Minnesota	2003	36	153	4.25

SCORING MARGIN PER GAME

Team	Year	G	GF	GA	Margin	Mar./Gm.
Harvard	2003	34	220	50	170	5.00
Minn. Duluth	2003	36	226	65	161	4.47
Minnesota	2005	40	197	53	144	3.60
Minn. Duluth	2001	37	200	82	118	3.19
Harvard	2004	35	151	45	106	3.03
Wisconsin	2005	38	170	57	113	2.97
Minnesota	2004	36	161	60	101	2.81
Dartmouth	2003	35	167	69	98	2.80
Dartmouth	2002	32	151	63	88	2.75
Mercyhurst	2005	37	137	42	95	2.57

Team	Year	G	GF	GA	Margin	Mar./Gm.
Harvard	2005	36	159	67	92	2.56
Brown	2002	35	141	58	83	2.37
Minn. Duluth	2005	34	131	54	77	2.26
Minn. Duluth	2002	34	133	58	75	2.21
St. Lawrence	2003	35	144	69	75	2.14
Minnesota	2003	36	153	76	77	2.14

ASSISTS

Team	Year	No.
Minn. Duluth	2003	353
Harvard	2003	341
Minnesota	2005	310
Minn. Duluth	2001	290
Harvard	2005	275
Wisconsin	2005	245
Brown	2002	241
Minnesota	2004	239
Dartmouth	2003	228
Harvard	2004	227
Dartmouth	2005	227
St. Lawrence	2003	225
St. Lawrence	2004	218
Minnesota	2001	217
Minnesota	2003	217

POINTS SCORED

Team	Year	Goals	Assists	Pts.
Minn. Duluth	2003	226	353	579
Harvard	2003	220	341	561
Minnesota	2005	197	310	507
Minn. Duluth	2001	200	290	490
Harvard	2005	159	275	434
Wisconsin	2005	170	245	415
Minnesota	2004	161	239	400
Dartmouth	2003	167	228	395
Brown	2002	141	241	382
Dartmouth	2005	155	227	382
Harvard	2004	151	227	378
Minnesota	2003	153	217	370
St. Lawrence	2003	144	225	369
Dartmouth	2002	151	210	361
St. Lawrence	2004	143	218	361

POWER-PLAY GOALS

Team	Year	No.
Minnesota	2005	70
Harvard	2005	60
Minn. Duluth	2003	59
Dartmouth	2005	55
Minn. Duluth	2005	51
Minn. Duluth	2001	50
Ohio St.	2001	49
Wisconsin	2001	48
Harvard	2003	46
Mercyhurst	2005	46
Wisconsin	2005	45
Providence	2004	43
Providence	2005	43
St. Lawrence	2005	43
Minnesota	2001	42
St. Cloud St.	2001	42
Providence	2003	42

POWER-PLAY PERCENTAGE

Team	Year	PPG	PP Att.	Pct.
Minnesota	2005	70	226	.310
Harvard	2003	46	150	.307
Minnesota	2001	42	139	.302
Wisconsin	2001	48	165	.291
Minn. Duluth	2001	50	172	.291
Minn. Duluth	2003	59	204	.289
St. Cloud St.	2001	42	146	.288
Harvard	2005	60	235	.255
Minnesota	2004	41	161	.255
Ohio St.	2001	49	194	.253
Harvard	2002	30	121	.248
Wisconsin	2002	35	142	.246
Minn. Duluth	2002	33	135	.244
Minnesota	2002	32	131	.244

SHORT-HANDED GOALS

Team	Year	No.
Minnesota	2005	19
Minnesota	2003	12
St. Lawrence	2004	12
Harvard	2001	11
Minn. Duluth	2003	11
Minnesota	2004	11
Minn. Duluth	2005	11
Harvard	2003	10
Dartmouth	2001	9
Minn. Duluth	2004	9
Niagara	2005	9
Wisconsin	2005	9
Princeton	2004	8
St. Lawrence	2005	8
Dartmouth	2002	7
St. Lawrence	2003	7
St. Cloud St.	2004	7

Defense

FEWEST GOALS ALLOWED PER GAME

Team	Year	Games	GA	Avg.
Mercyhurst	2005	37	42	1.14
Harvard	2004	35	45	1.29
Minnesota	2005	40	53	1.33
Northeastern	2002	35	47	1.34
Wisconsin	2002	35	51	1.46
Harvard	2003	34	50	1.47
Wisconsin	2004	34	50	1.47
Mercyhurst	2004	36	53	1.47
Wisconsin	2005	38	57	1.50
Mercyhurst	2003	34	52	1.53
Minnesota	2002	38	59	1.55
New Hampshire	2003	36	56	1.56
Minn. Duluth	2005	34	54	1.59
Niagara	2002	36	58	1.61

PENALTY-KILL PERCENTAGE

Team	Year	Opponents' PPG	PPA	Pct.
Harvard	2003	5	117	.957
Brown	2001	7	128	.945
Harvard	2004	11	150	.927
Minn. Duluth	2003	16	211	.924
Minn. Duluth	2005	16	206	.922
New Hampshire	2004	12	148	.919
St. Lawrence	2003	13	155	.916
Mercyhurst	2005	19	223	.915
Mercyhurst	2003	14	162	.914
Minnesota	2004	14	156	.910
Princeton	2003	13	145	.910
Brown	2002	14	156	.910

LOWEST GOALS-AGAINST AVERAGE

Team	Year	GA	Mins.	Avg.
Mercyhurst	2005	43	2,282	1.13
Harvard	2004	45	2,136	1.26
Northeastern	2002	47	2,127	1.33
Minnesota	2005	54	2,415	1.34
Wisconsin	2002	51	2,123	1.44
Mercyhurst	2004	53	2,188	1.45
Harvard	2003	50	2,074	1.45
Wisconsin	2004	50	2,060	1.46
Mercyhurst	2003	52	2,046	1.52
Minnesota	2002	59	2,325	1.52
New Hampshire	2003	56	2,175	1.55
Wisconsin	2005	59	2,289	1.55
Niagara	2002	58	2,199	1.58

MOST GOALS ALLOWED PER GAME

Team	Year	Games	GA	Avg.
Union (N.Y.)	2005	33	182	5.52
Boston College	2001	32	174	5.44
Bemidji St.	2001	34	183	5.38
Quinnipiac	2002	32	158	4.94
Cornell	2003	27	131	4.85
Sacred Heart	2004	24	113	4.71
Vermont	2003	30	140	4.67
St. Cloud St.	2002	34	152	4.47

Team	Year	Games	GA	Avg.
Vermont	2002	30	134	4.47
St. Cloud St.	2003	34	149	4.38
St. Cloud St.	2004	32	137	4.28

Miscellaneous

WINNING PERCENTAGE

Team	Year	W-L-T	Pct.*
Minnesota	2005	36-2-2	.925
Harvard	2003	30-3-1	.897
Minn. Duluth	2003	31-3-2	.889
Harvard	2004	30-4-1	.871
Minnesota	2004	30-4-2	.861
Dartmouth	2001	26-5-1	.828
Minnesota	2002	28-4-6	.816
Minn. Duluth	2001	28-5-4	.811
Minn. Duluth	2005	26-6-2	.794
Northeastern	2002	27-7-1	.786
Dartmouth	2002	24-6-2	.781
Wisconsin	2004	25-6-3	.779
New Hampshire	2003	27-7-2	.778
Mercyhurst	2004	26-6-4	.778

*Ties computed as half win, half loss.

WINS

Team	Year	No.
Minnesota	2005	36
Minn. Duluth	2004	31
Harvard	2003	30
Minnesota	2003	30
Harvard	2004	30
Minnesota	2002	28
St. Lawrence	2004	28
Mercyhurst	2005	28
St. Lawrence	2005	28
Wisconsin	2005	28
Northeastern	2002	27
Dartmouth	2003	27
Minnesota	2003	27
New Hampshire	2003	27
Dartmouth	2005	27

FEWEST WINS

Team	Year	No.
Vermont	2002	1
Minn. St. Mankato	2001	2
Yale	2001	3
Quinnipiac	2002	3
Vermont	2003	3
Cornell	2005	3
Northeastern	2005	3
Findlay	2001	4
Minn. St. Mankato	2002	4
Cornell	2003	4
Wayne St. (Mich.)	2001	5
Quinnipiac	2003	5
Bemidji St.	2004	5

FEWEST LOSSES

Team	Year	No.
Minnesota	2005	2
Harvard	2003	3
Minn. Duluth	2003	3
Minnesota	2002	4
Minnesota	2004	4
Harvard	2004	4
Dartmouth	2001	5
Minn. Duluth	2001	5
Dartmouth	2002	6
Minn. Duluth	2002	6
Providence	2003	6
Mercyhurst	2004	6
Wisconsin	2004	6
Minn. Duluth	2005	6

TIES

Team	Year	No.
Bemidji St.	2002	8
Northeastern	2004	8
Connecticut	2005	8
Bemidji St.	2003	7
Minnesota	2002	6
Providence	2003	6
Connecticut	2004	6
Clarkson	2005	6
Minn. St. Mankato	2005	6
New Hampshire	2005	6
Wisconsin	2001	5
New Hampshire	2002	5
Wisconsin	2003	5
Princeton	2005	5
Providence	2005	5
St. Lawrence	2005	5
Many with 4		

HOME WINS

Team	Year	No.
Minnesota	2005	19
Minn. Duluth	2003	16

ROAD WINS

Team	Year	No.
Minnesota	2005	14
Harvard	2003	13
Minn. Duluth	2003	13

OVERTIME GAMES

Team	Year	No.
Ohio St.	2002	10

OVERTIME WINS

Team	Year	No.
Minnesota	2002	5
Princeton	2002	3
Many with 2		

WINNING STREAK

No.	Team	Dates
17	Harvard	Nov. 8, 2002-Feb. 11, 2003
9	Minn. Duluth	March 3-Oct. 20, 2001

UNBEATEN STREAK

No.	Team	Dates
30	Harvard	Feb. 2, 2002-Jan. 11, 2004
27	Minnesota	Feb. 14-Dec. 5, 2004
22	Minn. Duluth	March 3-Dec. 16, 2001



Photo by St. Lawrence Sports Information

Gina Kingsbury was a senior leader when St. Lawrence posted a 28-10-1 record in the 2003-04 season.

LOSSES

Team	Year	No.
Vermont	2002	28
Quinnipiac	2002	27
Bemidji St.	2004	27
Union (N.Y.)	2005	27
Minn. St. Mankato	2002	26
St. Cloud St.	2002	26
Quinnipiac	2005	26
Vermont	2005	26
Quinnipiac	2003	25
Vermont	2003	25
Vermont	2004	25
Northeastern	2005	25
Findlay	2002	24
St. Cloud St.	2004	24
Bemidji St.	2005	24

LOSING STREAK

No.	Team	Dates
19	Union (N.Y.)	Nov. 6, 2004-Feb. 5, 2005

WINLESS STREAK

No.	Team	Dates
24	Minn. St. Mankato	Oct. 20, 2000-Feb. 4, 2001

HOME WINNING STREAK

No.	Team	Dates
25	Harvard	March 1, 2002-Jan. 11, 2004

HOME LOSING STREAK

No.	Team	Dates
12	Vermont	Dec. 31, 2001-Oct. 26, 2002
7	Ohio St.	Oct. 18-Nov. 16, 2002
5	New Hampshire	Jan. 21-March 4, 2001

ROAD WINNING STREAK

No.	Team	Dates
15	Mercyhurst	Nov. 2, 2002-Oct. 18, 2003
5	New Hampshire	Feb. 22-March 20, 2004
4	Niagara	Oct. 19-Nov. 4, 2001

ROAD LOSING STREAK

No.	Team	Dates
21	Minn. St. Mankato	Oct. 20, 2000-Nov. 30, 2002
15	Niagara	Nov. 2, 2003-Feb. 21, 2004
7	Union (N.Y.)	Nov. 6, 2004-Feb. 5, 2005
6	Ohio St.	Jan. 1-Feb. 5, 2000
5	Ohio St.	Nov. 26, 2000-Jan. 20, 2001
4	New Hampshire	Dec. 2-Dec. 10, 2000

PENALTY MINUTES

Team	Year	No.
Minn. St. Mankato	2005	624
Minn. Duluth	2003	596
St. Lawrence	2005	594
North Dakota	2005	563
Niagara	2005	543
Providence	2005	526
Minnesota	2005	516
St. Lawrence	2004	514
Minnesota	2004	511
Minn. Duluth	2005	509
Dartmouth	2005	500
Harvard	2005	500
Mercyhurst	2005	498
Northeastern	2005	493
Dartmouth	2003	481
Maine	2005	481

FEWEST PENALTY MINUTES

Team	Year	No.
Yale	2001	174
Sacred Heart	2004	187
Cornell	2003	198
Vermont	2003	202
Harvard	2002	210
Vermont	2002	212
Boston College	2002	219
Holy Cross	2002	222
Yale	2002	228
Sacred Heart	2002	232

Annual Team Champions

Offense**SCORING OFFENSE**

Year	Team	Games	Goals	Avg.
2001	Minn. Duluth	37	200	5.41
2002	Dartmouth	32	151	4.72
2003	Harvard	34	220	6.27
2004	North Dakota	41	182	4.44
2005	Minnesota	40	197	4.93

SCORING MARGIN PER GAME

Year	Team	Games	GF	GA	Marg./Gm.
2001	Minn. Duluth	37	200	82	3.19
2002	Dartmouth	32	151	63	2.75
2003	Harvard	34	220	50	5.00
2004	Harvard	35	151	45	3.03
2005	Minnesota	40	197	53	3.60

POWER-PLAY PERCENTAGE

Year	Team	PPG	PP Att.	Pct.
2001	Minnesota	42	139	.302
2002	Harvard	30	121	.248
2003	Harvard	46	150	.307
2004	Minnesota	41	161	.255
2005	Minnesota	70	226	.310

Defense**PENALTY-KILL PERCENTAGE**

Year	Team	Opponents' PPG	PPA	Pct.
2001	Brown	7	128	.945
2002	Brown	14	156	.910
2003	Harvard	5	117	.957
2004	Harvard	11	150	.927
2005	Minn. Duluth	16	206	.922

SCORING DEFENSE

Year	Team	Games	GA	Avg.
2001	Brown	29	52	1.79
2002	Northeastern	35	47	1.34
2003	Harvard	34	50	1.47
2004	Harvard	35	45	1.29
2005	Mercyhurst	37	42	1.14

Miscellaneous**WINNING PERCENTAGE**

Year	Team	W-L-T	Pct.*
2001	Dartmouth	20-3-1	.854
2002	Minnesota	28-4-6	.816
2003	Harvard	30-3-1	.897
2004	Harvard	30-4-1	.871
2005	Minnesota	36-2-2	.925

*Ties computed as half win, half loss.

USA Today/AHCA Final Division I Polls

2001

1. Minn. Duluth
2. Dartmouth
3. St. Lawrence
4. Harvard
5. Brown
6. Minnesota
7. Wisconsin
8. Ohio St.
9. Northeastern
10. New Hampshire

2002

1. Minn. Duluth
2. Brown
3. Minnesota
4. Niagara
5. Dartmouth
6. Northeastern
7. Wisconsin
8. St. Lawrence
9. Harvard
10. Providence

2003

1. Minn. Duluth
2. Harvard
3. Dartmouth
4. Minnesota
5. Providence
6. Wisconsin
7. New Hampshire
8. St. Lawrence
9. Princeton
10. Mercyhurst

2004

1. Minnesota
2. Harvard
3. St. Lawrence
4. Dartmouth
5. Minn. Duluth
6. Wisconsin
7. Mercyhurst
8. New Hampshire
9. Brown
10. Providence

2005

1. Minnesota
2. Harvard
3. St. Lawrence
4. Dartmouth
5. Minn. Duluth
6. Wisconsin
7. Mercyhurst
8. Providence
9. Connecticut
10. New Hampshire



In 2005, Minnesota and Harvard met in the Division I title game for the second consecutive season.

Photo by Arthur Follock/NCAA Photos

USCHO.com Final Division I Polls

2001

1. Dartmouth
2. Minn. Duluth
3. Harvard
4. St. Lawrence
5. Brown
6. Minnesota
7. Wisconsin
8. Ohio St.
9. Northeastern
10. New Hampshire

2002

1. Minnesota
2. Minn. Duluth
3. (tie) Niagara
4. Brown
5. Dartmouth
6. Northeastern
7. Wisconsin
8. St. Lawrence
9. Harvard
10. Providence

2003

1. Minn. Duluth
2. Harvard
3. Minnesota
4. Dartmouth
5. Wisconsin
6. Providence
7. New Hampshire
8. St. Lawrence
9. Princeton
10. Mercyhurst

2004

1. Minnesota
2. Harvard
3. St. Lawrence
4. Dartmouth
5. Wisconsin
6. Minn. Duluth
7. Mercyhurst
8. New Hampshire
9. Brown
10. Providence

2005

1. Minnesota
2. Minn. Duluth
3. Wisconsin
4. Harvard
5. Dartmouth
6. St. Lawrence
7. Mercyhurst
8. Providence
9. New Hampshire
10. Connecticut

Women's Division III Records

Individual Records.....	112
Individual Leaders	112
Annual Individual Champions.....	116
Team Records	117
Team Leaders	118
Annual Team Champions.....	121
USCHO.com Final Polls.....	121



Individual Records

Official NCAA women's ice hockey records began with the 2002 season and are based on information submitted to the NCAA statistics service by institutions participating in the statistics rankings. In statistical rankings, the rounding of percentages and/or averages may indicate ties where none exist. In these cases, the numerical order of the rankings is accurate.

Offense

POINTS SCORED

Game

8—Annie Annunziato, Augsburg vs. Hamline, Nov. 20, 2003

Season

77—Laura Hurd, Elmira, 2002 (40 goals, 37 assists)

Career

237—Laura Hurd, Elmira, 2002-05 (120 goals, 117 assists)

POINTS SCORED PER GAME

Season

2.75—Laura Hurd, Elmira, 2002 (77 in 28)

Career

2.15—Laura Hurd, Elmira, 2002-05 (237 in 110)

GOALS SCORED

Game

5—Julie Welte, Rensselaer vs. Union (N.Y.), Feb. 22, 2003; Annie Annunziato, Augsburg vs. Hamline, Nov. 20, 2003; Jessie Garner, Manhattanville vs. Mass.-Boston, Jan. 24, 2004; Stephanie Purinton, Castleton St. vs. Chatham, Nov. 12, 2004; Zoe Baldwin, Hamilton vs. Trinity (Conn.), Dec. 3, 2004

Season

40—Laura Hurd, Elmira, 2002 (28 games)

Career

120—Elizabeth Gibson, Plattsburgh St., 2002-05 (108 games); Laura Hurd, Elmira, 2002-05 (110 games)

GOALS SCORED PER GAME

Season

1.44—Elizabeth Gibson, Plattsburgh St., 2002 (39 in 27)

Career

1.11—Elizabeth Gibson, Plattsburgh St., 2002-05 (120 in 108)

ASSISTS

Game

6—Jessica Temesy, Manhattanville vs. MIT, Jan. 12, 2003; Lauren Chezick, Augsburg vs. Hamline, Nov. 20, 2003

Season

42—Colleen Baude, Rochester Inst., 2002 (27 games)

Career

117—Laura Hurd, Elmira, 2002-05 (110 games)

ASSISTS PER GAME

Season

1.56—Colleen Baude, Rochester Inst., 2002 (42 in 27)

Career

1.06—Laura Hurd, Elmira, 2002-05 (117 in 110)

POWER-PLAY GOALS

Game

3—Sara Riel, Rensselaer vs. Sacred Heart, Jan. 18, 2003

Season

12—Melanie Salatino, Wis.-Superior, 2002; Amber Neil, Middlebury, 2003

Career

27—Elizabeth Gibson, Plattsburgh St., 2002-05

SHORT-HANDED GOALS

Game

2—Lauren Chezick, Augsburg vs. Amherst, Jan. 10, 2003

Season

7—Colleen Baude, Rochester Inst., 2002; Elizabeth Gibson, Plattsburgh St., 2002

Career

17—Elizabeth Gibson, Plattsburgh St., 2002-05

GAME-WINNING GOALS

Season

10—Jackie Schmitt, Wis.-Stevens Point, 2002

Career

27—Jackie Schmitt, Wis.-Stevens Point, 2002-05

Defense

SAVES

Game

78—Sarah Kuecher, Salve Regina vs. Rensselaer, Feb. 8, 2004

Season

1,008—Rachael Young, Hamline, 2003

Career

3,202—Kristin Suslowicz, Salve Regina, 2002-05

SAVE PERCENTAGE

Season

.954—Nicole Elliott, Manhattanville, 2004 (13 goals allowed, 270 saves)

Career

.947—Nicole Elliott, Manhattanville, 2002-05 (57 goals allowed, 1,024 saves)

GOALS-AGAINST AVERAGE

Season

0.46—Kristin Lillie, Elmira, 2003 (5 goals allowed, 659 minutes played)

Career

0.57—Kristin Lillie, Elmira, 2002-04 (18 goals allowed, 1,885 minutes played)

Miscellaneous

GOALIE WINNING PERCENTAGE

Season

1.000—Kristin Lillie, Elmira, 2002 (10-0-0); Diane Sawyer, Wis.-Stevens Point, 2002 (13-0-0); Nicole Elliott, Manhattanville, 2003 (14-0-0); Kristin Lillie, Elmira, 2004 (10-0-0)

Career

.968—Kristin Lillie, Elmira, 2002-04 (30-1-0)

GOALIE WINS

Career

62—Carolyn Roy, Plattsburgh St., 2002-05

Individual Leaders

SINGLE-GAME RECORDS

Offense

POINTS

No.	Player, Team vs. Opponent	Date
8	Annie Annunziato, Augsburg vs. Hamline	Nov. 20, 2003
7	Jennifer Mulick, Manhattanville vs. Salve Regina	Nov. 8, 2003
7	Jessica Moreau, Plattsburgh St. vs. Chatham	Nov. 14, 2003
7	Laura Hurd, Elmira vs. Chatham	Oct. 30, 2004
7	Stephanie Purinton, Castleton St. vs. Chatham	Nov. 12, 2004
7	Ashley Watkins, New England Col. vs. St. Michael's	Nov. 12, 2004

GOALS

No.	Player, Team vs. Opponent	Date
5	Julie Welte, Rensselaer vs. Union (N.Y.)	Feb. 22, 2003
5	Annie Annunziato, Augsburg vs. Hamline	Nov. 20, 2003
5	Jessie Garner, Manhattanville vs. Mass.-Boston	Jan. 24, 2004
5	Stephanie Purinton, Castleton St. vs. Chatham	Nov. 12, 2004
5	Zoe Baldwin, Hamilton vs. Trinity (Conn.)	Dec. 3, 2004

ASSISTS

No.	Player, Team vs. Opponent	Date
6	Jessica Temesy, Manhattanville vs. MIT	Jan. 12, 2003
6	Lauren Chezick, Augsburg vs. Hamline	Nov. 20, 2003



Augsburg's Annie Annunziato had an eight-point effort with five goals and three assists against Hamline November 20, 2003, that stands as the Division III record.

POWER-PLAY GOALS

No.	Player, Team vs. Opponent	Date
3	Sara Riel, Rensselaer vs. Sacred Heart.....	Jan. 18, 2003
2	Many players	

SHORT-HANDED GOALS

No.	Player, Team vs. Opponent	Date
2	Lauren Chezick, Augsburg vs. Amherst.....	Jan. 10, 2003

Defense

SAVES

No.	Player, Team vs. Opponent	Date
78	Sarah Kuecher, Salve Regina vs. Rensselaer.....	Feb. 8, 2004
76	Jennifer Toof, New England Col. vs. Manhattanville.....	Dec. 1, 2002
76	Marlene Yaeger, Wis.-River Falls vs. St. Thomas (Minn.).....	Nov. 15, 2003
74	Mary Keddie, Buffalo St. vs. Elmira.....	Nov. 21, 2003
74	Joanne Braga, Chatham vs. Utica.....	Feb. 6, 2004
74	Sirena Enright, Chatham vs. Cortland St.	Feb. 11, 2005
71	Mary Keddie, Buffalo St. vs. Utica.....	Jan. 9, 2004
71	Kristin Suslowicz, Salve Regina vs. Sacred Heart.....	Feb. 20, 2005

SEASON RECORDS

Offense

POINTS

Player, Team	Year	GP	G	A	Pts.
Laura Hurd, Elmira.....	2002	28	40	37	77
Colleen Baude, Rochester Inst.	2002	27	26	42	68
Elizabeth Gibson, Plattsburgh St.	2002	27	39	29	68
Melanie Salatino, Wis.-Superior.....	2002	26	36	25	61
Elizabeth Gibson, Plattsburgh St.	2004	30	31	30	61
Andrea Peterson, Gust. Adolphus.....	2005	30	32	29	61
Sarah Moe, Gust. Adolphus.....	2002	30	31	27	58
Laura Hurd, Elmira.....	2005	28	25	33	58
Emily Quizon, Middlebury.....	2005	30	20	38	58
Charissa Gawant, Elmira.....	2002	28	16	41	57
Lauren Chezick, Augsburg.....	2003	26	25	32	57
Kasie Strong, Rochester Inst.	2002	27	21	35	56
Laura Hurd, Elmira.....	2003	27	33	22	55
Annie Annunziato, Augsburg.....	2003	26	23	31	54
Angela Kapus, Middlebury.....	2003	26	19	35	54
Deanna Wiegand, Utica.....	2004	26	25	29	54

POINTS PER GAME

Player, Team	Year	GP	G	A	Pts.	PPG
Laura Hurd, Elmira.....	2002	28	40	37	77	2.75
Colleen Baude, Rochester Inst.	2002	27	26	42	68	2.52
Elizabeth Gibson, Plattsburgh St.	2002	27	39	29	68	2.52
Melanie Salatino, Wis.-Superior.....	2002	26	36	25	61	2.35
Elizabeth Gibson, Plattsburgh St.	2003	22	27	24	51	2.32
Lauren Chezick, Augsburg.....	2003	26	25	32	57	2.19
Annie Annunziato, Augsburg.....	2003	26	23	31	54	2.08
Angela Kapus, Middlebury.....	2003	26	19	35	54	2.08
Deanna Wiegand, Utica.....	2004	26	25	29	54	2.08
Kasie Strong, Rochester Inst.	2002	27	21	35	56	2.07
Laura Hurd, Elmira.....	2005	28	25	33	58	2.07
Laura Hurd, Elmira.....	2003	27	33	22	55	2.04
Charissa Gawant, Elmira.....	2002	28	16	41	57	2.04
Elizabeth Gibson, Plattsburgh St.	2004	30	31	30	61	2.03
Andrea Peterson, Gust. Adolphus.....	2005	30	32	29	61	2.03

GOALS

Player, Team	Year	Goals
Laura Hurd, Elmira.....	2002	40
Elizabeth Gibson, Plattsburgh St.	2002	39
Melanie Salatino, Wis.-Superior.....	2002	36
Molly Wasserman, Williams.....	2002	35
Laura Hurd, Elmira.....	2003	33
Emily Kearns, St. Mary's (Minn.).....	2002	32
Andrea Peterson, Gust. Adolphus.....	2005	32
Sarah Moe, Gust. Adolphus.....	2002	31
Cherie Stewart, Manhattanville.....	2002	31
Elizabeth Gibson, Plattsburgh St.	2004	31
Zoe Baldwin, Hamilton.....	2003	30
Cherie Stewart, Manhattanville.....	2005	29
Elizabeth Gibson, Plattsburgh St.	2003	27
Alysia Park, Rochester Inst.	2003	27
Lorna Gifis, Middlebury.....	2005	27

GOALS PER GAME

Player, Team	Year	GP	G	GPG
Elizabeth Gibson, Plattsburgh St.	2002	27	39	1.44
Laura Hurd, Elmira.....	2002	28	40	1.43
Melanie Salatino, Wis.-Superior.....	2002	26	36	1.38
Molly Wasserman, Williams.....	2002	26	35	1.35
Zoe Baldwin, Hamilton.....	2003	23	30	1.30
Elizabeth Gibson, Plattsburgh St.	2003	22	27	1.23
Laura Hurd, Elmira.....	2003	27	33	1.22
Cherie Stewart, Manhattanville.....	2002	26	31	1.19
Emily Kearns, St. Mary's (Minn.).....	2002	27	32	1.19
Erin Kegley, Wis.-Superior.....	2005	23	25	1.09
Andrea Peterson, Gust. Adolphus.....	2005	30	32	1.07
Katie Jacques, Concordia-M'head.....	2005	23	24	1.04
Tina Bessette, Rochester Inst.	2002	24	25	1.04
Molly Wasserman, Williams.....	2004	25	26	1.04
Cherie Stewart, Manhattanville.....	2005	28	29	1.04

ASSISTS

Player, Team	Year	Assists
Colleen Baude, Rochester Inst.	2002	42
Charissa Gawant, Elmira.....	2002	41
Emily Quizon, Middlebury.....	2005	38
Laura Hurd, Elmira.....	2002	37
Kasie Strong, Rochester Inst.	2002	35
Angela Kapus, Middlebury.....	2003	35
Kristi Bland, Utica.....	2004	33
Laura Hurd, Elmira.....	2005	33
Lauren Chezick, Augsburg.....	2003	32
Laura Stypulkowski, Gust. Adolphus.....	2005	32
Annie Annunziato, Augsburg.....	2003	31
Shelly Chessie, Bowdoin.....	2003	31
Lindsay Palmer, Elmira.....	2002	30
Jenn Clarke, Plattsburgh St.	2004	30
Elizabeth Gibson, Plattsburgh St.	2004	30
Stephanie Price, Utica.....	2004	30
Emily Quizon, Middlebury.....	2004	30
Kelly Crandall, Gust. Adolphus.....	2005	30

ASSISTS PER GAME

Player, Team	Year	GP	A	APG
Colleen Baude, Rochester Inst.	2002	27	42	1.56
Charissa Gawant, Elmira.....	2002	28	41	1.46
Angela Kapus, Middlebury.....	2003	26	35	1.35
Laura Hurd, Elmira.....	2002	28	37	1.32
Kasie Strong, Rochester Inst.	2002	27	35	1.30
Kristi Bland, Utica.....	2004	26	33	1.27
Emily Quizon, Middlebury.....	2005	30	38	1.27
Lauren Chezick, Augsburg.....	2003	26	32	1.23
Annie Annunziato, Augsburg.....	2003	26	31	1.19
Laura Hurd, Elmira.....	2005	28	33	1.18
Stephanie Price, Utica.....	2004	26	30	1.15
Deanna Wiegand, Utica.....	2004	26	29	1.12
Shelly Chessie, Bowdoin.....	2003	28	31	1.11
Elizabeth Gibson, Plattsburgh St.	2003	22	24	1.09
Liz Flanagan, Union (N.Y.).....	2003	24	26	1.08

POWER-PLAY GOALS

Player, Team	Year	PPG
Melanie Salatino, Wis.-Superior.....	2002	12
Amber Neil, Middlebury.....	2003	12
Elizabeth Gibson, Plattsburgh St.	2004	10
Lorna Gifis, Middlebury.....	2005	10
Molly Wasserman, Williams.....	2002	9
Kelly Crandall, Gust. Adolphus.....	2005	9
Annie Annunziato, Augsburg.....	2003	8
Ingrid Neve, Gust. Adolphus.....	2004	8
Janae Fabini, St. Olaf.....	2005	8
10 players tied with 7		

SHORT-HANDED GOALS

Player, Team	Year	SHG
Colleen Baude, Rochester Inst.	2002	7
Elizabeth Gibson, Plattsburgh St.	2002	7
Melanie Salatino, Wis.-Superior.....	2002	5
Elizabeth Gibson, Plattsburgh St.	2005	5
Nine players tied with 4		

GAME-WINNING GOALS

Team, Player	Year	GWG
Jackie Schmitt, Wis.-Stevens Point.....	2002	10
Laura Hurd, Elmira.....	2002	9
Katie Jacques, Concordia-M'head.....	2002	9
Jackie Schmitt, Wis.-Stevens Point.....	2004	9
Sarah Moe, Gust. Adolphus.....	2002	8

Team, Player	Year	GWG
Laura Hurd, Elmira.....	2005	8
Andrea Peterson, Gust. Adolphus.....	2005	8
Elizabeth Gibson, Plattsburgh St.....	2004	7
Emily Kearns, St. Mary's (Minn.).....	2004	7
Molly Wasserman, Williams.....	2004	7
Kristen Cameron, Bowdoin.....	2005	7
Melanie Drake, St. Thomas (Minn.).....	2005	7

11 players tied with 6

Defense

SAVES

Player, Team	Year	Saves
Rachael Young, Hamline.....	2003	1,008
Kristin Suslowicz, Salve Regina.....	2005	1,001
Mary Keddie, Buffalo St.....	2003	987
Kristin Suslowicz, Salve Regina.....	2002	945
Jen Kroleski, Hamilton.....	2002	863
Gabby Petrill, Connecticut Col.....	2004	853
Regina Sullivan, MIT.....	2002	811
Gabby Petrill, Connecticut Col.....	2005	806
Regina Sullivan, MIT.....	2005	800
Regina Sullivan, MIT.....	2003	783
Gabby Petrill, Connecticut Col.....	2003	756
Mimi MacKinnon, Trinity (Conn.).....	2002	754
Katie Fedoryk, Augsburg.....	2002	739
Mary Keddie, Buffalo St.....	2002	737
Anna Trafion, Connecticut Col.....	2002	729

SAVE PERCENTAGE

(Min. 33 percent of team minutes played)

Player, Team	Year	GA	Saves	Pct.
Nicole Elliott, Manhattanville.....	2004	13	270	.954
Rosina Schiff, Rensselaer.....	2004	24	481	.952
Kati Madouros, Middlebury.....	2002	6	116	.951
Liane Ortis, Manhattanville.....	2005	8	154	.951
Nicole Elliott, Manhattanville.....	2002	11	210	.950
Rosina Schiff, Rensselaer.....	2003	16	292	.948
Elaine Vonderembse, Rochester Inst.....	2002	22	395	.947
Becky Kilpatrick, St. Thomas (Minn.).....	2005	17	302	.947
Kristin Lillie, Elmira.....	2004	6	105	.946
Nicole Elliott, Manhattanville.....	2003	13	226	.946
Kristy Faechner, Wis.-Superior.....	2004	30	504	.944
Edith Racine, Elmira.....	2003	26	425	.942
Kate Kogut, Middlebury.....	2004	14	227	.942
Kristin Lillie, Elmira.....	2002	7	112	.941
Nicole Elliott, Manhattanville.....	2005	20	318	.941

GOALS-AGAINST AVERAGE

(Min. 33 percent of team minutes played)

Player, Team	Year	Mins.	GA	Avg.
Kristin Lillie, Elmira.....	2003	659	5	0.46
Kristin Lillie, Elmira.....	2004	600	6	0.60
Kati Madouros, Middlebury.....	2002	569	6	0.63
Kristin Lillie, Elmira.....	2002	626	7	0.67
Liane Ortis, Manhattanville.....	2005	580	8	0.83
Nicole Elliott, Manhattanville.....	2002	757	11	0.87
Nicole Elliott, Manhattanville.....	2003	851	13	0.92
Kara Meyer, Gust. Adolphus.....	2004	648	10	0.93
Nicole Elliott, Manhattanville.....	2004	815	13	0.96
Kate Kogut, Middlebury.....	2004	868	14	0.97
Elaine Vonderembse, Rochester Inst.....	2002	1,308	22	1.01
Kate Kogut, Middlebury.....	2003	710	13	1.10
Diane Sawyer, Wis.-Stevens Point.....	2002	760	14	1.11
Nathalie Morgan, Bowdoin.....	2004	1,084	20	1.11
Molly O'Donnell, Gust. Adolphus.....	2002	807	15	1.12

Miscellaneous

GOALIE WINNING PERCENTAGE

(Min. 33 percent of team minutes played)

Player, Team	Year	W-L-T	Pct.*
Kristin Lillie, Elmira.....	2002	10-0-0	1.000
Diane Sawyer, Wis.-Stevens Point.....	2002	13-0-0	1.000
Nicole Elliott, Manhattanville.....	2003	14-0-0	1.000
Kristin Lillie, Elmira.....	2004	10-0-0	1.000
Kati Madouros, Middlebury.....	2002	8-0-1	.944
Shannon Kasperek, Wis.-Stevens Point.....	2002	13-1-0	.929
Kate Kogut, Middlebury.....	2004	13-1-0	.929
Molly O'Donnell, Gust. Adolphus.....	2002	12-1-0	.923
Edith Racine, Elmira.....	2002	16-1-1	.917
Kristin Lillie, Elmira.....	2003	10-1-0	.909

Player, Team	Year	W-L-T	Pct.*
Kara Meyer, Gust. Adolphus.....	2004	10-1-0	.909
Amber Lindner, Wis.-River Falls.....	2004	9-1-0	.900
Liane Ortis, Manhattanville.....	2005	9-1-0	.900
Nicole Elliott, Manhattanville.....	2002	11-1-1	.885
Kate Kogut, Middlebury.....	2003	9-0-3	.875

*Ties computed as half win, half loss.

CAREER RECORDS

Offense

POINTS

Team, Player	Years	GP	G	A	Pts.
Laura Hurd, Elmira.....	2002-05	110	120	117	237
Elizabeth Gibson, Plattsburgh St.....	2002-05	108	120	106	226
Cherie Stewart, Manhattanville.....	2002-05	109	101	76	177
Alysia Park, Rochester Inst.....	2002-05	106	79	74	153
Lorna Gifis, Middlebury.....	2002-05	102	77	73	150
Charissa Gawant, Elmira.....	2002-05	100	53	86	139
Lynn Taylor, Plattsburgh St.....	2002-05	109	58	81	139
Lauren Chezick, Augsburg.....	2002-05	102	55	82	137
Kasie Strong, Rochester Inst.....	2002-05	106	53	83	136
Lindsay Palmer, Elmira.....	2002-05	106	55	80	135
Laura Stypulkowski, Gust. Adolphus.....	2002-05	114	53	82	135
Marissa O'Neil, Bowdoin.....	2002-05	106	55	78	133
Annie Annunziato, Augsburg.....	2002-04	80	53	79	132
†Emily Quizon, Middlebury.....	2003-05	84	43	88	131
Jackie Schmitt, Wis.-Stevens Point.....	2002-05	109	72	55	127
Molly Wasserman, Williams.....	2002-04	72	75	49	124
Ann Ninnemann, Wis.-Stevens Point.....	2002-05	110	55	69	124
Jennifer Mulick, Manhattanville.....	2002-05	113	67	55	122
†Jenn Clarke, Plattsburgh St.....	2003-05	80	59	63	122
Emily Kearns, St. Mary's (Minn.).....	2002-04	80	78	42	120

†Active player.

Laura Hurd (4) of Elmira finished her career last season in the Division III top spot in points (237), points per game (2.15), assists (110) and assists per game (1.06), and is tied for first in goals (120).



Photo by Elmira Sports Information

POINTS PER GAME

(Min. 50 games played)

Player, Team	Years	GP	Pts.	PPG
Laura Hurd, Elmira.....	2002-05	110	237	2.15
Elizabeth Gibson, Plattsburgh St.....	2002-05	108	226	2.09
Shelly Chessie, Bowdoin.....	2002-03	56	101	1.80
Molly Wasserman, Williams.....	2002-04	72	124	1.72
Annie Annunziato, Augsburg.....	2002-04	80	132	1.65
Cherie Stewart, Manhattanville.....	2002-05	109	177	1.62
Emily Kearns, St. Mary's (Minn.).....	2002-04	80	120	1.50
Lorna Gifis, Middlebury.....	2002-05	102	150	1.47
Alysia Park, Rochester Inst.....	2002-05	106	153	1.44
Lindsay Kurtis, Concordia-M'head.....	2002-04	62	88	1.42
Tomery Stolz, St. Thomas (Minn.).....	2002-04	79	110	1.39
Charissa Gawant, Elmira.....	2002-05	100	139	1.39
Lauren Chezick, Augsburg.....	2002-05	102	137	1.34
Jen Gorczynski, Rochester Inst.....	2002-04	79	105	1.33
Kristin Sahlem, Manhattanville.....	2002-03	57	74	1.30
Kasie Strong, Rochester Inst.....	2002-05	106	136	1.28
Lynn Taylor, Plattsburgh St.....	2002-05	109	139	1.28
Lindsay Palmer, Elmira.....	2002-05	106	135	1.27
Marissa O'Neil, Bowdoin.....	2002-05	106	133	1.25
Eden Self, Hamilton.....	2002-04	71	88	1.24

GOALS

Player, Team	Years	GP	Goals
Elizabeth Gibson, Plattsburgh St.	2002-05	108	120
Laura Hurd, Elmira	2002-05	110	120
Cherie Stewart, Manhattanville	2002-05	109	101
Alysia Park, Rochester Inst.	2002-05	106	79
Emily Kearns, St. Mary's (Minn.)	2002-04	80	78
Lorna Gifis, Middlebury	2002-05	102	77
Molly Wasserman, Williams	2002-04	72	75
‡Zoe Baldwin, Hamilton	2003-05	80	74
Jackie Schmitt, Wis.-Stevens Point	2002-05	109	72
Jennifer Mulick, Manhattanville	2002-05	113	67
‡Jenn Clarke, Plattsburgh St.	2003-05	80	59
Lynn Taylor, Plattsburgh St.	2002-05	109	58
Tomery Stolz, St. Thomas (Minn.)	2002-04	79	56
Jen Gorczynski, Rochester Inst.	2002-04	79	55
Ann Ninnemann, Wis.-Stevens Point	2002-05	110	55
Heather DeVito, Colby	2002-05	85	55
Lindsay Palmer, Elmira	2002-05	106	55
Marissa O'Neil, Bowdoin	2002-05	106	55
Lauren Chezick, Augsburg	2002-05	102	55
Charissa Gawant, Elmira	2002-05	100	53
Annie Annunziato, Augsburg	2002-04	80	53
Kasie Strong, Rochester Inst.	2002-05	106	53

‡Active player.

**GOALS PER GAME
(Min. 50 games played)**

Player, Team	Years	GP	G	GPG
Elizabeth Gibson, Plattsburgh St.	2002-05	108	120	1.11
Laura Hurd, Elmira	2002-05	110	120	1.09
Molly Wasserman, Williams	2002-04	72	75	1.04
Emily Kearns, St. Mary's (Minn.)	2002-04	80	78	0.98
Cherie Stewart, Manhattanville	2002-05	109	101	0.93
Lorna Gifis, Middlebury	2002-05	102	77	0.75
Shelly Chessie, Bowdoin	2002-03	56	42	0.75
Alysia Park, Rochester Inst.	2002-05	106	79	0.75
Tomery Stolz, St. Thomas (Minn.)	2002-04	79	56	0.71
Robyn Slater, Lake Forest	2002-03	50	35	0.70
Jen Gorczynski, Rochester Inst.	2002-04	79	55	0.70

ASSISTS

Player, Team	Years	GP	Assists
Laura Hurd, Elmira	2002-05	110	117
Elizabeth Gibson, Plattsburgh St.	2002-05	108	106
‡Emily Quizon, Middlebury	2003-05	84	88
Charissa Gawant, Elmira	2002-05	100	86
Kasie Strong, Rochester Inst.	2002-05	106	83
Lauren Chezick, Augsburg	2002-05	108	82
Laura Stypulkowski, Gust. Adolphus	2002-05	114	82
Lynn Taylor, Plattsburgh St.	2002-05	109	81
Lindsay Palmer, Elmira	2002-05	106	80
Annie Annunziato, Augsburg	2002-04	80	79
Marissa O'Neil, Bowdoin	2002-05	106	78
Cherie Stewart, Manhattanville	2002-05	109	76
Alysia Park, Rochester Inst.	2002-05	106	74
Lorna Gifis, Middlebury	2002-05	102	73
Ann Ninnemann, Wis.-Stevens Point	2002-05	110	69
Melynda Kleewein, Augsburg	2002-05	103	66
‡Jessica Temesy, Manhattanville	2003-05	88	65
Kendra Bredlau, Rochester Inst.	2002-05	104	64
‡Jenn Clarke, Plattsburgh St.	2003-05	80	63
‡Jaclyn O'Neil, Elmira	2003-05	83	63

‡Active player.

**ASSISTS PER GAME
(Min. 50 games played)**

Player, Team	Years	GP	A	APG
Laura Hurd, Elmira	2002-05	110	117	1.06
Shelly Chessie, Bowdoin	2002-03	56	59	1.05
Annie Annunziato, Augsburg	2002-04	80	79	0.99
Elizabeth Gibson, Plattsburgh St.	2002-05	108	106	0.98
Charissa Gawant, Elmira	2002-05	100	86	0.86
Lindsay Kurtis, Concordia-M'head	2002-04	62	50	0.81
Kasie Strong, Rochester Inst.	2002-05	106	83	0.78
Ali Annunziato, Manhattanville	2002-04	67	52	0.78
Eden Self, Hamilton	2002-04	71	55	0.77
Lauren Chezick, Augsburg	2002-05	108	82	0.76

POWER-PLAY GOALS

Player, Team	Years	PPG
Elizabeth Gibson, Plattsburgh St.	2002-05	27
Laura Hurd, Elmira	2002-05	20

Player, Team

Player, Team	Years	PPG
Lorna Gifis, Middlebury	2002-05	19
Amber Neil, Middlebury	2002-03	18
Ann Ninnemann, Wis.-Stevens Point	2002-05	17
Molly Wasserman, Williams	2002-04	16
Annie Annunziato, Augsburg	2002-04	15
Heather DeVito, Colby	2002-05	15
Alysia Park, Rochester Inst.	2002-05	15
Jackie Schmitt, Wis.-Stevens Point	2002-05	15
‡Lindsay Weier, St. Olaf	2003-05	15
Jennifer Mulick, Manhattanville	2002-05	14
‡Julie Welte, Rensselaer	2003-05	14
Sarah Ray, St. Olaf	2002-04	13
Jen Gorczynski, Rochester Inst.	2002-04	13
‡Melanie Drake, St. Thomas (Minn.)	2003-05	13
Eight players tied with 12		
‡Active player.		

SHORT-HANDED GOALS

Player, Team	Years	SHG
Elizabeth Gibson, Plattsburgh St.	2002-05	17
Laura Hurd, Elmira	2002-05	11
Missy Pacitti, Neumann	2002-05	7
Colleen Baude, Rochester Inst.	2002	7
‡Ingrid Neve, Gust. Adolphus	2004-05	6
‡Andrea Peterson, Gust. Adolphus	2004-05	5
Christina Kerr, Plattsburgh St.	2002-05	5
Melanie Salatino, Wis.-Superior	2002	5
Kasie Strong, Rochester Inst.	2002-05	5
Many players tied with 4		
‡Active player.		

GAME-WINNING GOALS

Player, Team	Years	GWG
Jackie Schmitt, Wis.-Stevens Point	2002-05	27
Laura Hurd, Elmira	2002-05	25
Cherie Stewart, Manhattanville	2002-05	18
Elizabeth Gibson, Plattsburgh St.	2002-05	17
Emily Kearns, St. Mary's (Minn.)	2002-04	17
Lorna Gifis, Middlebury	2002-05	17
Marissa O'Neil, Bowdoin	2002-05	17
Alysia Park, Rochester Inst.	2002-05	16
Molly Wasserman, Williams	2002-04	15
Katie Jacques, Concordia-M'head	2002-03	14
‡Zoe Baldwin, Hamilton	2003-05	13
Jen Gorczynski, Rochester Inst.	2002-04	13
‡Stacy Anderson, Augsburg	2004-05	11
‡Jaclyn O'Neil, Elmira	2003-05	11
Emily Teachout, Wis.-Stevens Point	2002-04	11
Tomery Stolz, St. Thomas (Minn.)	2002-04	11
Heather DeVito, Colby	2002-05	11
‡Andrea Peterson, Gust. Adolphus	2004-05	10
Ashley Howe, Wis.-Stevens Point	2002-05	10
Many players tied with 9		
‡Active player.		

Defense

SAVES

Player, Team	Years	Saves
Kristin Suslowicz, Salve Regina	2002-05	3,202
Regina Sullivan, MIT	2002-05	2,963
‡Gabby Petrill, Connecticut Col.	2003-05	2,415
‡Rachael Young, Hamline	2003-05	2,400
Mary Keddie, Buffalo St.	2002-04	2,386
Marlene Yaeger, Wis.-River Falls	2002-05	2,198
Mimi MacKinnon, Trinity (Conn.)	2002-04	1,984
Sarah Detwiler, Utica	2002-05	1,826
Marcy Ring, St. Michael's	2002-05	1,709
Theresa Taylor, Lake Forest	2002-04	1,695
Karen Jannik, Southern Me.	2002-04	1,661
Edith Racine, Elmira	2002-05	1,655
Kelly Fillmore, Corland St.	2002-05	1,650
Carolyn Roy, Plattsburgh St.	2002-05	1,474
Jen Kroleski, Hamilton	2002-03	1,460
Elaine Vonderembse, Rochester Inst.	2002-04	1,434
Andrea Smith, St. Olaf	2002-05	1,402
Heidi Alexander, Amherst	2002-03	1,396
‡Morgan Kane, St. Catherine	2003-05	1,395
Katie Fedoryk, Augsburg	2002-04	1,390
‡Active player.		

SAVE PERCENTAGE

(Min. 1,000 Saves and .900 Percentage)

Player, Team	Years	Shots	Saves	Avg.
Nicole Elliott, Manhattanville.....	2002-05	1,081	1,024	.947
Edith Racine, Elmira.....	2002-05	1,773	1,655	.933
Marlene Yaeger, Wis.-River Falls.....	2002-05	2,317	2,161	.933
Elaine Vonderembse, Rochester Inst.....	2002-04	1,593	1,482	.930
Missie Meemken, St. Mary's (Minn.).....	2002-03	1,354	1,257	.928
Mary Keddie, Buffalo St.....	2002-04	2,588	2,386	.922
Carolyne Roy, Plattsburgh St.....	2002-05	1,600	1,474	.921
Karen Jannik, Southern Me.....	2002-04	1,805	1,658	.919
Shyla Wilson, Concordia-M'head.....	2002-03	1,143	1,049	.918
Andrea Smith, St. Olaf.....	2002-05	1,533	1,402	.915
Kerry Rollwagon, St. Olaf.....	2002-05	1,384	1,264	.913
Katie Fedoryk, Augsburg.....	2002-04	1,541	1,396	.906
Sarah Detwiler, Utica.....	2002-05	2,018	1,826	.905
Jen Kroleski, Hamilton.....	2002-03	1,618	1,460	.902
Theresa Taylor, Lake Forest.....	2002-04	1,901	1,713	.901
Kate Hall, St. Benedict.....	2002-04	1,348	1,213	.900



Photo by Manhattanville Sports Information

Nicole Elliott of Manhattanville capped off her career last year on top of the Division III save percentage category at .947.

GOALS-AGAINST AVERAGE

(Min. 1,500 Minutes)

Player, Team	Years	Mins.	GA	Avg.
Kristin Lillie, Elmira.....	2002-04	1,885	18	0.57
Nicole Elliott, Manhattanville.....	2002-05	3,439	57	0.99
Kati Madouros, Middlebury.....	2002-04	2,249	46	1.23
Diane Sawyer, Wis.-Stevens Point.....	2002-04	2,044	44	1.29
Emily McKissock, Bowdoin.....	2002-03	2,853	62	1.30
Renee Kirnan, Manhattanville.....	2002-04	2,199	48	1.31
Molly O'Donnell, Gust. Adolphus.....	2002-03	1,501	36	1.44
Monelle Quevillon, Williams.....	2002-03	1,700	42	1.48
Carolyne Roy, Plattsburgh St.....	2002-05	5,086	126	1.49
Edith Racine, Elmira.....	2002-05	4,441	118	1.59

Player, Team	Years	Mins.	GA	Avg.
Elaine Vonderembse, Rochester Inst.....	2002-04	3,959	111	1.68
Marlene Yaeger, Wis.-River Falls.....	2002-05	5,139	156	1.82
Anne Kautzer, Gust. Adolphus.....	2002-03	1,933	59	1.83
Missie Meemken, St. Mary's (Minn.).....	2002-03	2,849	97	2.04
Karen Jannik, Southern Me.....	2002-04	4,146	147	2.13
Julie Vallarelli, Rensselaer.....	2002-05	3,166	114	2.16
Danielle Mikolai, St. Thomas (Minn.).....	2002-03	1,643	60	2.19
Kristin Johnson, Augsburg.....	2002-05	2,083	78	2.25
Fern Senior, Williams.....	2002-04	1,827	76	2.50
Kerry Rollwagon, St. Olaf.....	2002-05	2,835	120	2.54

Miscellaneous

GOALIE WINNING PERCENTAGE

(Min. 25 Wins and .500 Percentage)

Player, Team	Years	W-L-T	Pct.*
Kristin Lillie, Elmira.....	2002-04	30-1-0	.968
Diane Sawyer, Wis.-Stevens Point.....	2002-04	31-5-0	.861
Nicole Elliott, Manhattanville.....	2002-05	49-7-4	.850
Emily McKissock, Bowdoin.....	2002-03	37-7-4	.813
Kati Madouros, Middlebury.....	2002-04	29-6-2	.811
Renee Kirnan, Manhattanville.....	2002-04	27-6-2	.800
Edith Racine, Elmira.....	2002-05	53-16-5	.750
Carolyne Roy, Plattsburgh St.....	2002-05	62-21-5	.733
Julie Vallarelli, Rensselaer.....	2002-05	38-14-2	.722
Elaine Vonderembse, Rochester Inst.....	2002-04	49-20-5	.696
Missie Meemken, St. Mary's (Minn.).....	2002-03	26-15-7	.615
Marlene Yaeger, Wis.-River Falls.....	2002-05	46-32-8	.581
Karen Jannik, Southern Me.....	2002-04	37-28-6	.563
Sarah Detwiler, Utica.....	2002-05	32-31-5	.507

*Ties computed as half win, half loss.

GOALIE WINS

Player, Team	Years	Wins
Carolyne Roy, Plattsburgh St.....	2002-05	62
Edith Racine, Elmira.....	2002-05	53
Elaine Vonderembse, Rochester Inst.....	2002-04	49
Nicole Elliott, Manhattanville.....	2002-05	49
Marlene Yaeger, Wis.-River Falls.....	2002-05	46
†Kate Kogut, Middlebury.....	2003-05	41
Julie Vallarelli, Rensselaer.....	2002-05	38
Emily McKissock, Bowdoin.....	2002-03	37
Karen Jannik, Southern Me.....	2002-04	37
†Amy Stutz, Wis.-Stevens Point.....	2004-05	33
Sarah Detwiler, Utica.....	2002-05	32
†Rosina Schiff, Rensselaer.....	2003-05	31
Diane Sawyer, Wis.-Stevens Point.....	2002-04	31
†Becky Kilpatrick, St. Thomas (Minn.).....	2003-05	30
Kristin Lillie, Elmira.....	2002-04	30
Kati Madouros, Middlebury.....	2002-04	29
†Kristy Faechner, Wis.-Superior.....	2003-05	27
Renee Kirnan, Manhattanville.....	2002-04	27
†Cat MacEachern, Bowdoin.....	2003-05	26
Missie Meemken, St. Mary's (Minn.).....	2002-03	26

†Active player.

Annual Individual Champions

Offense

POINTS PER GAME

Year	Player, Team	GP	G	A	Pts.	Avg.
2002	Laura Hurd, Elmira.....	28	40	37	77	2.75
2003	Elizabeth Gibson, Plattsburgh St.....	22	27	24	51	2.32
2004	Deanna Wiegand, Utica.....	26	25	29	54	2.08
2005	Laura Hurd, Elmira.....	28	25	33	58	2.07

GOALS PER GAME

Year	Player, Team	Games	Goals	Avg.
2002	Elizabeth Gibson, Plattsburgh St.....	27	39	1.44
2003	Zoe Baldwin, Hamilton.....	23	30	1.23
2004	Molly Wasserman, Williams.....	25	26	1.04
2005	Erin Kegley, Wis.-Superior.....	23	25	1.09

ASSISTS PER GAME

Year	Player, Team	Games	Assists	Avg.
2002	Colleen Baude, Rochester Inst.....	27	42	1.56
2003	Angela Kapus, Middlebury.....	26	35	1.35

Year	Player, Team	Games	Assists	Avg.
2004	Kristi Bland, Utica.....	26	33	1.27
2005	Emily Quizon, Middlebury.....	30	38	1.27

POWER-PLAY GOALS

Year	Player, Team	Games	PPG
2002	Melanie Salatino, Wis.-Superior.....	26	12
2003	Amber Neil, Middlebury.....	26	12
2004	Elizabeth Gibson, Plattsburgh St.....	30	10
2005	Lorna Giftis, Middlebury.....	30	10

SHORT-HANDED GOALS

Year	Player, Team	Games	SHG
2002	Colleen Baude, Rochester Inst.....	27	7
	Elizabeth Gibson, Plattsburgh St.....	27	7
2003	Annie Annunziato, Augsburg.....	26	4
	Liz Flanagan, Union (N.Y.).....	24	4
	Laura Hurd, Elmira.....	27	4
2004	Eden Self, Hamilton.....	24	4
2005	Elizabeth Gibson, Plattsburgh St.....	29	5

Photo by Wisconsin-Stevens Point Sports Information



Wisconsin-Stevens Point's Jackie Schmitt is the Division III record-holder for game-winning goals in a season (10 in 2002) and in a career (27).

GAME-WINNING GOALS

Year	Player, Team	Games	GWG
2002	Jackie Schmitt, Wis.-Stevens Point	27	10
2003	Zoe Baldwin, Hamilton	23	6
	Angela Kapus, Middlebury	26	6
	Emily Teachout, Wis.-Stevens Point	27	6
2004	Jackie Schmitt, Wis.-Stevens Point	29	9
2005	Laura Hurd, Elmira	28	8
	Andrea Peterson, Gust. Adolphus	30	8

Team Records

Official NCAA Division III women's ice hockey records began with the 2002 season and are based on information submitted to the NCAA statistics service by institutions participating in the statistics rankings. In statistical rankings, the rounding of percentages and/or averages may indicate ties where none exist. In these cases, the numerical order of the rankings is accurate.

Offense

GOALS SCORED

- Period**
10-Plattsburgh St. vs. Chatham, Nov. 14, 2003 (2nd)
- Game**
18-Manhattanville vs. St. Michael's (0), Jan. 11, 2002; Utica vs. Chatham (0), Nov. 19, 2004
- Game, Both Teams**
19-Castleton St. (13) vs. Chatham (6), Nov. 12, 2004
- Season**
198-Manhattanville, 2003 (31 games, 6.39 per game)

GOALS SCORED PER GAME

- Season**
6.44-Rochester Inst., 2002 (27 games, 174 goals)

MOST ASSISTS

- Game**
28-Utica vs. Chatham, Nov. 19, 2004
- Game, Both Teams**
28-Utica (28) vs. Chatham (0), Nov. 19, 2004
- Season**
265-Manhattanville, 2003 (31 games, 8.55 per game)

FEWEST ASSISTS

- Season**
11-New England Col., 2002 (12 games, 0.92 per game)

POINTS SCORED

- Game**
46-Utica vs. Chatham, Nov. 19, 2004 (18 goals, 28 assists)
- Game, Both Teams**
46-Utica (46) vs. Chatham (0), Nov. 19, 2004
- Season**
463-Manhattanville, 2003 (31 games, 14.94 per game)

POWER-PLAY GOALS

- Game**
4-Manhattanville vs. St. Michael's, Jan. 11, 2002
- Season**
42-Middlebury, 2005 (30 games, 1.40 per game)

POWER-PLAY PERCENTAGE

- Game (Min. 4 Opportunities)**
.667-Manhattanville vs. St. Michael's, Jan. 11, 2002 (six opportunities, four goals)
- Season**
.333-Bowdoin, 2003 (75 opportunities, 25 goals)

SHORT-HANDED GOALS

- Game**
3-Rensselaer vs. Salve Regina, March 1, 2003
- Season**
17-Plattsburgh St., 2002 (27 games, 0.63 per game)

Defense

PENALTY-KILL PERCENTAGE

- Season**
.988-Bowdoin, 2003 (80 opportunities, one goal allowed)

FEWEST GOALS ALLOWED

- Season**
22-Middlebury, 2002 (23 games)

FEWEST GOALS ALLOWED PER GAME

- Season**
0.89-Rochester Inst., 2002 (24 goals allowed, 27 games)

Defense

SAVE PERCENTAGE

Year	Player, Team	Games	GA	Saves	Pct.
2002	Kati Madouros, Middlebury	10	6	116	.951
2003	Rosina Schiff, Rensselaer	14	16	292	.948
2004	Nicole Elliott, Manhattanville	16	13	270	.954
2005	Liane Ortis, Manhattanville	10	8	154	.951

GOALS-AGAINST AVERAGE

Year	Player, Team	Games	Mins.	GA	GAA
2002	Kati Madouros, Middlebury	10	569	6	0.63
2003	Kristin Lillie, Elmira	11	659	5	0.46
2004	Kristin Lillie, Elmira	10	600	6	0.60
2005	Liane Ortis, Manhattanville	8	580	8	0.83

Miscellaneous

GOALIE WINNING PERCENTAGE

Year	Team	W-L-T	Pct.*
2002	Diane Sawyer, Wis.-Stevens Point	13-0-0	1.000
	Kristin Lillie, Elmira	10-0-0	1.000
2003	Nicole Elliott, Manhattanville	14-0-0	1.000
2004	Kristin Lillie, Elmira	10-0-0	1.000
2005	Liane Ortis, Manhattanville	9-1-0	.900

LOWEST GOALS-AGAINST AVERAGE

- Season**
0.88-Rochester Inst., 2002 (24 goals allowed, 1,645 minutes)

MOST GOALS ALLOWED

- Season**
227-MIT, 2003 (21 games)

Miscellaneous

LARGEST MARGIN OF VICTORY

- 18-Manhattanville (18) vs. St. Michael's (0), Jan. 11, 2002; Utica (18) vs. Chatham (0), Nov. 19, 2004

SCORING MARGIN PER GAME

- Season**
5.56-Rochester Inst., 2002 (174 goals scored, 24 goals allowed, 27 games)

WINNING PERCENTAGE

- .963-Wis.-Stevens Point (26-1-0), 2002

WINS

- 27-Manhattanville (27-4-0, .871), 2003

LOSSES

- 22-Hamline (2-22-1), 2003; Hamline (2-22-0), 2004; Lake Forest (2-22-1), 2004; Castleton St. (3-22-0), 2005

FEWEST WINS

- 0-MIT (0-19-0), 2002; Chatham (0-14-0), 2003; MIT (0-21-0), 2003; Chatham (0-14-0), 2004; Chatham (0-17-0), 2005

FEWEST LOSSES

- 1-Elmira (26-1-1), 2002; Wis.-Stevens Point (26-1-0), 2002

TIES

- 6-Connecticut Col. (3-14-6), 2003; St. Mary's (Minn.) (11-10-6), 2003; Lake Forest (8-9-6), 2005

HOME WINS

14-Elmira (14-0-1), 2002; Wis.-Stevens Point (14-1-0), 2002; Elmira (14-0-0), 2003; Manhattanville (14-1-0), 2003; Wis.-River Falls (14-2-0), 2003; Plattsburgh St. (14-3-1), 2004

ROAD WINS

12-Elmira (12-1-0), 2002; Gust. Adolphus (12-1-1), 2002; Wis.-Stevens Point (12-0-0), 2002; Gust. Adolphus (12-3-0), 2004

OVERTIME GAMES

8-St. Mary's (Minn.) (27 games), 2003

OVERTIME WINS

3-Williams, 2003

WINNING STREAK

19-Elmira, Nov. 10, 2001-Feb. 2, 2002

UNBEATEN STREAK

33-Elmira, Nov. 10, 2001-Nov. 17, 2002

LOSING STREAK

45-Chatham, Oct. 18, 2002-present

WINLESS STREAK

45-Chatham, Oct. 18, 2002-present

HOME WINNING STREAK

16-Plattsburgh St., Jan. 12, 2002-Jan. 7, 2004; Manhattanville, Nov. 23, 2002-March 21, 2003

HOME LOSING STREAK

22-Chatham, Nov. 2, 2002-present

ROAD WINNING STREAK

9-Manhattanville, Nov. 10, 2001-Feb. 3, 2002

ROAD LOSING STREAK

23-Chatham, Nov. 9, 2002-present

PENALTY MINUTES

Game, Both Teams

32-Wis.-Superior (22) vs. Wis.-River Falls (10), Feb. 7, 2004

Season

402-Utica, 2005 (25 games, 16.08 per game)

PENALTIES

Game, Both Teams

16-Wis.-Superior (11) vs. Wis.-River Falls (5), Feb. 7, 2004

FEWEST PENALTY MINUTES

Season

22-MIT, 2003 (21 games, 1.05 per game)

Team Leaders

Official NCAA Division III women's ice hockey records began with the 2002 season and are based on information submitted to the NCAA statistics service by institutions participating in the statistics rankings. In statistical rankings, the rounding of percentages and/or averages may indicate ties where none exist, the numerical order of the rankings is accurate.

SINGLE-GAME RECORDS

Offense

GOALS SCORED

Period

No. Team vs. Opponent (Period) Date
10 Plattsburgh St. vs. Chatham (2nd)Nov. 14, 2003

Team

No. Team vs. Opponent Date
18 Manhattanville vs. St. Michael's (0)Jan. 11, 2002
18 Utica vs. Chatham (0)Nov. 19, 2004

Both Teams

No. Teams Date
19 Castleton St. (13) vs. Chatham (6)Nov. 12, 2004

MOST ASSISTS

Team

No. Team vs. Opponent Date
28 Utica vs. ChathamNov. 19, 2004

Both Teams

No. Teams Date
28 Utica (28) vs. Chatham (0)Nov. 19, 2004

POINTS SCORED

Team

No. Team vs. Opponent Date
46 Utica vs. ChathamNov. 19, 2004

Both Teams

No. Teams Date
46 Utica (46) vs. Chatham (0)Nov. 19, 2004

POWER-PLAY GOALS

No. Team vs. Opponent Date
4 Manhattanville vs. St. Michael'sJan. 11, 2002

POWER-PLAY PERCENTAGE

Team (Min. 4 Opportunities)

Pct. Team vs. Opponent Date
.667 Manhattanville (4-6) vs. St. Michael'sJan. 11, 2002

SHORT-HANDED GOALS

No. Team vs. Opponent Date
3 Rensselaer vs. Salve ReginaMarch 1, 2003

Miscellaneous

PENALTY MINUTES

Both Teams

No. Teams Date
32 Wis.-Superior (22) vs. Wis.-River Falls (10)Feb. 7, 2004

PENALTIES

Both Teams

No. Teams Date
16 Wis.-Superior (11) vs. Wis.-River Falls (5)Feb. 7, 2004

LARGEST MARGIN OF VICTORY

No. Team vs. Opponent Date
18 Manhattanville (18) vs. St. Michael's (0)Jan. 11, 2002
18 Utica (18) vs. Chatham (0)Nov. 19, 2004

SEASON RECORDS

Offense

GOALS SCORED

Team	Year	No.
Manhattanville	2003	198
Elmira	2002	178
Rochester Inst.	2002	174
Elmira	2003	170
Manhattanville	2005	168
Plattsburgh St.	2002	165
Manhattanville	2002	164
Manhattanville	2004	159
Plattsburgh St.	2004	159
Gust. Adolphus	2005	154
Gust. Adolphus	2002	146
Plattsburgh St.	2003	144
Middlebury	2005	143
St. Thomas (Minn.)	2005	136
Utica	2004	134

GOALS SCORED PER GAME

Team	Year	Games	Goals	Avg.
Rochester Inst.	2002	27	174	6.44
Manhattanville	2003	31	198	6.39
Elmira	2002	28	178	6.36
Plattsburgh St.	2003	23	144	6.26
Plattsburgh St.	2002	27	165	6.11
Manhattanville	2002	27	164	6.07
Manhattanville	2005	28	168	6.00
Elmira	2003	29	170	5.86
Manhattanville	2004	29	159	5.48
Plattsburgh St.	2004	30	159	5.30
Utica	2004	26	134	5.15

Team	Year	Games	Goals	Avg.
Gust. Adolphus	2005	30	154	5.13
St. Thomas (Minn.)	2005	27	136	5.04
Bowdoin	2004	26	129	4.96
Rensselaer	2004	27	132	4.89

SCORING MARGIN PER GAME

Team	Year	G	GF	GA	Margin	Mar./Gm.
Rochester Inst.	2002	27	174	24	150	5.56
Manhattanville	2003	31	198	29	169	5.45
Manhattanville	2002	27	164	25	139	5.15
Elmira	2002	28	178	40	138	4.93
Plattsburgh St.	2002	27	165	32	133	4.93
Manhattanville	2005	28	168	31	137	4.89
Elmira	2003	29	170	31	139	4.79
Plattsburgh St.	2003	23	144	36	108	4.70
Manhattanville	2004	29	159	37	122	4.21
Plattsburgh St.	2004	30	159	40	119	3.97
Bowdoin	2004	26	129	29	100	3.85
Gust. Adolphus	2005	30	154	41	113	3.77
St. Thomas (Minn.)	2005	27	136	36	100	3.70
Middlebury	2003	26	127	32	95	3.65
Bowdoin	2003	28	133	35	98	3.50

ASSISTS

Team	Year	No.
Manhattanville	2003	265
Elmira	2003	264
Elmira	2002	260
Rochester Inst.	2002	236
Manhattanville	2005	233
Plattsburgh St.	2004	229
Manhattanville	2004	222
Utica	2004	221
Plattsburgh St.	2002	215
Elmira	2005	214
Manhattanville	2002	213
Middlebury	2005	208
Gust. Adolphus	2005	203
Middlebury	2003	197
Middlebury	2004	197

POINTS SCORED

Team	Year	Goals	Assists	Pts.
Manhattanville	2003	198	265	463
Elmira	2002	178	260	438
Elmira	2003	170	264	434
Rochester Inst.	2002	174	236	410
Manhattanville	2005	168	233	401
Plattsburgh St.	2004	159	229	388
Manhattanville	2004	159	222	381
Plattsburgh St.	2002	165	215	380
Manhattanville	2002	164	213	377
Gust. Adolphus	2005	154	203	357
Utica	2004	134	221	355
Middlebury	2005	143	208	351
Elmira	2005	130	214	344
Plattsburgh St.	2003	144	191	335
St. Thomas (Minn.)	2005	136	196	332

POWER-PLAY GOALS

Team	Year	No.
Middlebury	2005	42
Gust. Adolphus	2005	32
Middlebury	2004	31
Plattsburgh St.	2004	31
Manhattanville	2005	31
St. Olaf	2005	31
Plattsburgh St.	2004	30
St. Thomas (Minn.)	2005	29
Gust. Adolphus	2002	28
Wis.-Superior	2002	28
Middlebury	2003	28
Rensselaer	2003	27
Gust. Adolphus	2004	26

Four teams tied with 25

POWER-PLAY PERCENTAGE

Team	Year	PPG	PP Att.	Pct.
Bowdoin	2003	25	75	.333
Middlebury	2003	28	94	.298
Williams	2002	25	89	.281
Hamilton	2003	14	50	.280
Middlebury	2004	31	111	.279
Middlebury	2005	42	156	.269
Gust. Adolphus	2002	28	106	.264

Team	Year	PPG	PP Att.	Pct.
Rensselaer	2003	27	104	.260
Bowdoin	2002	20	78	.256
Wis.-Superior	2002	28	110	.255
Rochester Inst.	2002	24	95	.253
Manhattanville	2002	16	64	.250
Plattsburgh St.	2003	25	101	.248
Middlebury	2002	22	89	.247
St. Olaf	2004	21	85	.247

SHORT-HANDED GOALS

Team	Year	No.
Plattsburgh St.	2002	17
Plattsburgh St.	2003	12
Rochester Inst.	2002	11
Gust. Adolphus	2002	10
Gust. Adolphus	2005	10
Rensselaer	2005	10
Elmira	2002	8
Rochester Inst.	2003	8
Gust. Adolphus	2004	8
Neumann	2004	8
Wis.-Superior	2004	8
St. Thomas (Minn.)	2005	8
Wis.-Superior	2002	7
Concordia-M'head	2003	7
Elmira	2003	7
Neumann	2005	7
Plattsburgh St.	2005	7
Utica	2005	7

Defense

FEWEST GOALS ALLOWED PER GAME

Team	Year	Games	GA	Avg.
Rochester Inst.	2002	27	24	0.89
Manhattanville	2002	27	25	0.93
Manhattanville	2003	31	29	0.94
Middlebury	2002	23	22	0.96
Elmira	2003	29	31	1.07
Manhattanville	2005	28	31	1.11
Bowdoin	2004	26	29	1.12
Plattsburgh St.	2002	27	32	1.19
Rensselaer	2005	27	33	1.22
Middlebury	2003	26	32	1.23
Wis.-Stevens Point	2005	26	32	1.23
Bowdoin	2003	28	35	1.25
Manhattanville	2004	29	37	1.28
Middlebury	2004	28	36	1.29
Elmira	2005	28	36	1.29

PENALTY-KILL PERCENTAGE

Team	Year	Opponents' PPG	PPA	Pct.
Bowdoin	2003	1	80	.988
Middlebury	2003	2	56	.964
Gust. Adolphus	2005	5	131	.962
Plattsburgh St.	2002	5	118	.958
St. Catherine	2004	2	45	.956
Manhattanville	2002	4	83	.952
Plattsburgh St.	2005	7	144	.951
St. Thomas (Minn.)	2005	7	144	.951
Manhattanville	2004	6	119	.950
Bowdoin	2004	4	78	.949
Manhattanville	2005	9	164	.945
Bowdoin	2002	6	103	.942
Rensselaer	2005	7	116	.940
Rochester Inst.	2002	6	87	.931
Williams	2004	4	58	.931

LOWEST GOALS-AGAINST AVERAGE

Team	Year	GA	Mins.	Avg.
Rochester Inst.	2002	24	1,645	0.88
Manhattanville	2002	25	1,633	0.92
Manhattanville	2003	29	1,862	0.93
Middlebury	2002	22	1,388	0.95
Elmira	2003	31	1,750	1.06
Manhattanville	2005	31	1,707	1.09
Bowdoin	2004	29	1,565	1.11
Plattsburgh St.	2002	32	1,655	1.16
Middlebury	2003	32	1,583	1.21
Wis.-Stevens Point	2005	32	1,571	1.22
Rensselaer	2005	33	1,620	1.22
Bowdoin	2003	35	1,695	1.24
Manhattanville	2004	37	1,750	1.27

Team	Year	GA	Mins.	Avg.
Elmira	2005	36	1,684	1.28
Middlebury	2004	36	1,680	1.29
Wis.-Stevens Point	2002	35	1,628	1.29

MOST GOALS ALLOWED PER GAME

Team	Year	Games	GA	Avg.
MIT	2002	19	226	11.89
Chatham	2004	14	157	11.21
Chatham	2005	17	185	10.88
MIT	2003	21	227	10.81
Chatham	2003	14	127	9.07
Neumann	2002	21	186	8.86
St. Michael's	2002	21	179	8.52
St. Michael's	2003	23	174	7.57
MIT	2004	13	94	7.23
Salve Regina	2003	22	159	7.23
Salve Regina	2004	22	157	7.14
Castleton St.	2005	25	175	7.00
Salve Regina	2002	21	146	6.95
St. Michael's	2005	26	162	6.23
MIT	2005	16	98	6.13

Miscellaneous

WINNING PERCENTAGE

Team	Year	W-L-T	Pct.*
Wis.-Stevens Point	2002	26-1-0	.963
Elmira	2002	26-1-1	.946
Manhattanville	2002	23-2-2	.889
Middlebury	2005	26-3-1	.883
Bowdoin	2003	23-2-3	.875
Manhattanville	2003	27-4-0	.871
Wis.-Stevens Point	2005	22-3-1	.865
Middlebury	2004	24-4-0	.857
Elmira	2005	24-4-0	.857
Gust. Adolphus	2005	25-4-1	.850
Middlebury	2002	19-3-1	.848
Elmira	2003	23-4-2	.828
Manhattanville	2004	23-4-2	.828
Manhattanville	2005	22-4-2	.821
Three teams tied with		21-4-2	.815

*Ties computed as half win, half loss.

WINS

Team	Year	No.
Manhattanville	2003	27
Elmira	2002	26
Wis.-Stevens Point	2002	26
Middlebury	2005	26
Gust. Adolphus	2005	25
Middlebury	2004	24
Elmira	2005	24
Bowdoin	2002	23
Gust. Adolphus	2002	23
Manhattanville	2002	23
Bowdoin	2003	23
Elmira	2003	23
Manhattanville	2004	23
Four teams tied with 22		

LOSSES

Team	Year	No.
Hamline	2003	22
Hamline	2004	22
Lake Forest	2004	22
Castleton St.	2005	22
Hamline	2002	21
MIT	2003	21
Neumann	2002	20
Salve Regina	2003	20
St. Michael's	2004	20
Salve Regina	2004	20
Trinity (Conn.)	2004	20
St. Catherine	2005	20
St. Michael's	2005	20

FEWEST WINS

Team	Year	No.
MIT	2002	0
Chatham	2003	0
MIT	2003	0
Chatham	2004	0
Chatham	2005	0

Team	Year	No.
Neumann	2002	1
New England Col.	2002	1
MIT	2004	1
St. Michael's	2002	2
Hamline	2003	2
Salve Regina	2003	2
Hamline	2004	2
Lake Forest	2004	2
Salve Regina	2004	2
Trinity (Conn.)	2004	2
St. Catherine	2005	2

FEWEST LOSSES

Team	Year	No.
Elmira	2002	1
Wis.-Stevens Point	2002	1
Manhattanville	2002	2
Bowdoin	2003	2
Middlebury	2002	3
Middlebury	2005	3
Wis.-Stevens Point	2005	3
10 teams with 4		

TIES

Team	Year	No.
Connecticut Col.	2003	6
St. Mary's (Minn.)	2003	6
Lake Forest	2005	6
St. Catherine	2003	5
Amherst	2005	5
Southern Me.	2002	4
Amherst	2003	4
Gust. Adolphus	2003	4
Middlebury	2003	4
St. Olaf	2003	4
Wis.-River Falls	2003	4
Wis.-Stevens Point	2004	4
Many teams with 3		

HOME WINS

Team	Year	No.
Elmira	2002	14
Wis.-Stevens Point	2002	14
Elmira	2003	14
Manhattanville	2003	14
Wis.-River Falls	2003	14
Plattsburgh St.	2004	14

ROAD WINS

Team	Year	No.
Wis.-Stevens Point	2002	12
Elmira	2002	12
Gust. Adolphus	2002	12
Gust. Adolphus	2004	12

OVERTIME GAMES

Team	Year	No.
St. Mary's (Minn.)	2003	8

OVERTIME WINS

Team	Year	No.
Williams	2003	3

WINNING STREAK

No.	Team	Dates
19	Elmira	Nov. 10, 2001-Feb. 2, 2002

UNBEATEN STREAK

No.	Team	Dates
33	Elmira	Nov. 10, 2001-Nov. 17, 2002

LOSING STREAK

No.	Team	Dates
45	Chatham	Oct. 18, 2002-present

WINLESS STREAK

No.	Team	Dates
45	Chatham	Oct. 18, 2002-present

HOME WINNING STREAK

No.	Team	Dates
16	Plattsburgh St.	Jan. 12, 2002-Jan. 7, 2004
16	Manhattanville	Nov. 23, 2002-March 21, 2003

HOME LOSING STREAK

No.	Team	Dates
22	Chatham	Nov. 9, 2002-present

ROAD WINNING STREAK

No.	Team	Dates
9	Manhattanville	Nov. 10, 2001-Feb. 3, 2002

ROAD LOSING STREAK

No.	Team	Dates
23	Chatham	Nov. 9, 2002-present

PENALTY MINUTES

Team	Year	No.
Utica	2005	402
Utica	2002	392
Manhattanville	2005	384
Southern Me.	2005	373
Salve Regina	2005	358
Utica	2003	357
Hamline	2005	352

Team	Year	No.
Plattsburgh St.	2005	352
Bowdoin	2005	348
Rochester Inst.	2005	346
St. Thomas (Minn.)	2005	346

**FEWEST PENALTY MINUTES
(Min. 20 Games)**

Team	Year	No.
MIT	2003	22
Amherst	2002	80
Middlebury	2002	102
St. Catherine	2004	103
Trinity (Conn.)	2004	116
Williams	2004	116
Trinity	2005	118
Middlebury	2003	124
Bethel (Minn.)	2004	126
Amherst	2003	128
Salve Regina	2002	128
Wesleyan (Conn.)	2003	128

Annual Team Champions

Offense

SCORING OFFENSE

Year	Team	Games	Goals	Avg.
2002	Rochester Inst.	27	174	6.44
2003	Manhattanville	31	198	6.39
2004	Manhattanville	29	159	5.48
2005	Manhattanville	28	168	6.00

SCORING MARGIN PER GAME

Year	Team	Games	GF	GA	Marg./Gm.
2002	Rochester Inst.	27	174	24	5.56
2003	Manhattanville	31	198	29	5.45
2004	Manhattanville	29	159	37	4.21
2005	Manhattanville	28	168	31	4.89

POWER-PLAY PERCENTAGE

Year	Team	PPG	PP Att.	Pct.
2002	Williams	25	89	.281
2003	Bowdoin	25	75	.333
2004	Middlebury	31	111	.279
2005	Middlebury	42	156	.269

Defense

PENALTY-KILL PERCENTAGE

Year	Team	Opponents' PPG	PPA	Pct.
2002	Plattsburgh St.	5	118	.958
2003	Bowdoin	1	80	.988
2004	St. Catherine	2	45	.956
2005	Gust. Adolphus	5	131	.962

SCORING DEFENSE

Year	Team	Games	GA	Avg.
2002	Rochester Inst.	27	24	0.89
2003	Manhattanville	31	29	0.94
2004	Bowdoin	26	29	1.12
2005	Manhattanville	28	31	1.11

Miscellaneous

WINNING PERCENTAGE

Year	Team	W-L-T	Pct.*
2002	Wis.-Stevens Point	26-1-0	.963
2003	Bowdoin	23-2-3	.875
2004	Middlebury	24-4-0	.857
2005	Middlebury	26-3-1	.883

*Ties computed as half win, half loss.

USCHO.com Final Division III Polls

2002

1. Elmira
2. Bowdoin
3. Wis.-Stevens Point
4. Manhattanville
5. Middlebury
6. Gust. Adolphus
7. St. Mary's (Minn.)
8. Rochester Inst.
9. Plattsburgh St.
10. Williams

2003

1. Elmira
2. Manhattanville
3. Middlebury
4. Bowdoin
5. Plattsburgh St.
6. Wis.-River Falls
7. Williams
8. Wis.-Stevens Point
9. Rensselaer
10. St. Thomas (Minn.)

2004

1. Manhattanville
2. Elmira
3. Plattsburgh St.
4. Middlebury
5. Bowdoin
6. Gust. Adolphus
7. Wis.-Stevens Point
8. Rensselaer
9. Wis.-Superior
10. St. Thomas (Minn.)

2005

1. Elmira
2. Middlebury
3. Wis.-Stevens Point
4. Plattsburgh St.
5. Gust. Adolphus
6. Bowdoin
7. Manhattanville
8. St. Thomas (Minn.)
9. Williams
10. Rochester Inst.

Women's Championship Results

National Collegiate Championship Results	124
Division III Championship Results	131



Ice Hockey

NATIONAL COLLEGIATE



Photo by Minnesota Sports Information

Minnesota's amazing front line of Krissy Wendell, Kelly Stephens and Natalie Darwitz enjoys the Golden Gophers' 2005 championship.

2005 Championship

Highlights

Minnesota's Late Goal Snares Second Title: Minnesota's Natalie Darwitz scored the tie-breaking goal with only 1:08 left March 27 to lift the Golden Gophers over Harvard, 4-3, in the final of the 2005 Women's Frozen Four. The game was played at the Whittemore Center in Durham, New Hampshire.

The first goal came in the closing minutes of the first period after Minnesota's Krissy Wendell received an assist from Darwitz to slide the puck past Crimson goalie Ali Boe. Harvard's Jennifer Sifers responded just seconds into the second period with a goal of her own, assisted by Carrie Schroyer.

Minnesota retook the lead later in the period off a goal from Lyndsay Wall just seconds into a power play, assisted by Darwitz and Stephens. Harvard came back again as Sarah Vaillancourt, who had tallied a hat trick during the Crimson's semifinal game against St. Lawrence, shot the tying goal past Gophers goalie Jody Horak four seconds after the end of another power play. With less than two minutes remaining in the second, Minnesota's Ashley Albrecht gave the Gophers another lead, with assists from Darwitz and Wendell.

The third period was scoreless until 13:54 when Harvard's Caitlin Cahow took advantage of the waning seconds of another power play to tie the game at 3. Darwitz's goal off an assist from Kelly Stephens made the score 4-3.

That tally held, giving the Gophers their second consecutive championship victory over the Crimson. Minnesota bested Harvard despite being outshot, 26-24. Harvard also capitalized on power-play opportunities twice in five chances, and Minnesota scored once in three power-play attempts.

Scoring 11 goals in two Frozen Four games, Minnesota tied its 2004 record for most goals scored by a team in the semifinals and championship game.

The Gophers finished the season at 36-2-2 and were ranked tops in the nation for the entire season. The Crimson ended the season at 26-7-3. They finished ranked fourth in the United States College Hockey Organization poll.

Harvard has been national runner-up for the last three seasons.

Minnesota's Darwitz was credited with nine points in two games, a Women's Frozen Four record. Wendell held the previous record with eight points in 2004.

Darwitz was named the tournament's most outstanding player. Darwitz's performance also garnered the record for most points in a single NCAA season with 114. Harvard's Jennifer Botterill set the previous record of 112 in 2003.

Wendell, meanwhile, picked up an honor of her own when she was presented the 2005 Patty Kazmaier Award from the USA Hockey Foundation. The award honored Wendell's performance throughout the season. The championship game featured several top 10 Kazmaier Award finalists: Harvard's Julie Chu and Nicole Corriero were both finalists, as was Minnesota's Darwitz.

The Gophers made their fourth Frozen Four appearance, another record. Minnesota had been tied with three other schools with three appearances in the national semifinals.

A Minnesota school has captured the Women's Frozen Four championship every year since its inception in 2001. Minnesota Duluth won the title the first three years of the tournament.

In the third-place game, St. Lawrence topped Dartmouth, 5-1. Rebecca Russell, a senior for the Saints, scored a hat trick to lead St. Lawrence to the win. The Saints were also the third-place team in the 2004 tournament.

Results

REGIONALS

Minnesota 6, Providence 1
 Dartmouth 4, Wisconsin 3
 Harvard 5, Mercyhurst 4 (3 ot)
 St. Lawrence 3, Minn. Duluth 2 (ot)

SEMIFINALS

MARCH 25 AT NEW HAMPSHIRE

Harvard 4, St. Lawrence 1

SCORING SUMMARY

Goal No.	Period	Time	Team	Type	Scored By	Assists	Visitor On Ice	Home On Ice
1	1st	06:29	Harvard	Power Play	Nicole Corriero (59)	Caitlin Cahow/27 Julie Chu/53	14,9,3,8	9,6,13,26,3
2	1st	10:06	Harvard	Even Strength	Sarah Vaillancourt (22)	Lindsay Weaver/7 Nicole Corriero/31	11,8,6,3	26,12,9,22
3	2nd	00:31	St. Lawrence	Power Play	Chelsea Grills (20)	Rebecca Russell/36 Kate Michael/12	9,14,18,11,7	26,13,9,3
4	2nd	08:21	Harvard	Power Play	Sarah Vaillancourt (23)	Caitlin Cahow/28 Julie Chu/54	6,11,20,3	26,9,13,11,6
5	2nd	16:51	Harvard	Power Play	Sarah Vaillancourt (24)	Caitlin Cahow/29 Katie Johnston/13	9,3,7,7	13,6,11,26,9

St. Lawrence

No.	I-Shots by Period-I				+/-
	1	2	3	Total	
3 Tracy Muzerall	0	0	0	0	-1
4* Annie Guay	1	1	2	4	0
5 Katherine Smithson	0	0	0	0	0
6 Emilie Berlinguette	0	0	0	0	-1
7 Sabrina Harbec	2	0	0	2	0
8 Abbie Bullard	0	0	0	0	-1
9* Rebecca Russell	2	1	1	4	0
10 Christin Powers	0	0	0	0	0
11* Crystal Connors	0	2	1	3	-1
12 Kim Kodatsky	0	0	0	0	0
14* Chelsea Grills	0	2	1	3	0
15 Julia Palmateer	0	0	0	0	0
16 Whitney Carbone	0	0	0	0	0
18* Kate Michael	1	0	0	1	0
20 Casey Hughes	0	0	0	0	0
21 Elisabeth Pahler	0	0	0	0	0
77 Laurie Ross	0	0	0	0	0
Totals	6	6	5	17	-4

Harvard

No.	I-Shots by Period-I				+/-
	1	2	3	Total	
2* Jessica MacKenzie	0	0	0	0	0
3* Ashley Banfield	1	0	0	1	0
6 Caitlin Cahow	0	0	2	2	0
8 Laura Brady	0	0	0	0	0
9* Nicole Corriero	1	2	3	6	+1
10 Liza Solley	0	0	0	0	0
11 Katie Johnston	1	0	3	4	0
12 Lindsay Weaver	0	2	0	2	+1
13* Julie Chu	2	0	2	4	0
16 Kat Sweet	0	0	1	1	0
17 A. Bernakevitch	0	0	0	0	0
18 Ali Crum	0	0	0	0	0
19 Carrie Schroyer	0	1	0	1	0
21 Jennifer Raimondi	0	2	1	3	0
22 Jennifer Skinner	0	0	1	1	+1
24 Jennifer Sifers	1	0	0	1	0
25 Sarah Halbrook	0	0	0	0	0
26* Sarah Vaillancourt	4	4	6	14	+1
Totals	10	11	19	40	+4

Goals by Period

Team	1	2	3	Total
St. Lawrence	0	1	0	1
Harvard	2	2	0	4

Shots by Period

Team	1	2	3	Total
St. Lawrence	6	6	5	17
Harvard	10	11	19	40

Power-Play Goals-Att. (Shots)

Period	St. Lawrence	Harvard
1st	0-2 (6)	1-3 (4)
2nd	1-4 (4)	2-3 (6)
3rd	0-4 (2)	0-3 (15)
Total	1-10 (12)	3-9 (25)

Penalties/Minutes by Period

Period	St. Lawrence	Harvard
1st	3/6	4/8
2nd	3/6	3/6
3rd	4/8	5/10
Total	10/20	12/24

GOALTENDERS

St. Lawrence

No. Player	MIN	GA	EN	I-Saves by Period-I				Total
				1	2	3		
30 Jess Moffat	60:00	4	0	8	9	19	36	

Win—Ali Boe (22-5-2). Loss—Jess Moffat (11-3-3).

Harvard

No. Player	MIN	GA	EN	I-Saves by Period-I				Total
				1	2	3		
31 Ali Boe	60:00	1	0	6	5	5	16	

PENALTY SUMMARY

Period	Player	Team	Min.	Penalty	Time	PP
1st	Caitlin Cahow	Harvard	2	Tripping	01:23	PP
1st	Abbie Bullard	St. Lawrence	2	Hooking	02:45	PP
1st	Laurie Ross	St. Lawrence	2	Tripping	05:27	PP
1st	Laurie Ross	St. Lawrence	2	Interference	09:10	PP
1st	Ashley Banfield	Harvard	2	Cross-Checking	09:17	PP
1st	Carrie Schroyer	Harvard	2	Interference	16:10	PP
1st	Liza Solley	Harvard	2	CC	18:45	PP
2nd	Caitlin Cahow	Harvard	2	Tripping	02:38	PP
2nd	Rebecca Russell	St. Lawrence	2	Roughing	07:34	PP
2nd	Katie Johnston	Harvard	2	Hooking	09:15	PP
2nd	Jennifer Sifers	Harvard	2	Hooking	11:52	PP
2nd	Sabrina Harbec	St. Lawrence	2	Interference	16:18	PP
2nd	Abbie Bullard	St. Lawrence	2	CC	16:33	PP
3rd	Rebecca Russell	St. Lawrence	2	CC	00:55	PP
3rd	Sarah Vaillancourt	Harvard	2	Hooking	01:38	PP
3rd	Julie Chu	Harvard	2	Interference	06:54	PP
3rd	Chelsea Grills	St. Lawrence	2	Hooking	09:19	PP
3rd	Liza Solley	Harvard	2	Hooking	11:45	PP
3rd	Carrie Schroyer	Harvard	2	Cross-Checking	12:00	PP
3rd	Annie Guay	St. Lawrence	2	OL	13:16	PP
3rd	Tracy Muzerall	St. Lawrence	2	CC	14:37	PP
3rd	Jessica MacKenzie	Harvard	2	Interference	19:25	PP

FACEOFFS

St. Lawrence	W	L	Harvard	W	L
No. Player			No. Player		
7 Sabrina Harbec	16	14	13 Julie Chu	20	15
6 Emilie Berlinguette	10	8	26 Sarah Vaillancourt	10	8
11 Crystal Connors	7	8	21 Jennifer Raimondi	10	9
14 Chelsea Grills	5	2	16 Kat Sweet	3	1
15 Julia Palmateer	3	5	19 Carrie Schroyer	3	7
10 Christin Powers	2	2	11 Katie Johnston	1	0
9 Rebecca Russell	2	8	3 Ashley Banfield	0	1
Totals	45	47	12 Lindsay Weaver	0	2
			9 Nicole Corriero	0	2
			Totals	47	45

St. Lawrence - Power-Play Summary

Period	Start	End	Elapsed	Shots	(Opp.)	PPG
1st	01:23	02:45	01:22	2	1	
1st	16:10	18:10	02:00	2	0	
1st	18:45	00:31	01:46	5	0	PPG
2nd	02:38	04:38	02:00	0	0	
2nd	09:15	11:15	02:00	0	0	
2nd	11:52	13:52	02:00	1	0	
3rd	02:55	03:38	00:43	0	0	
3rd	06:54	08:54	02:00	0	0	
3rd	11:45	13:45	02:00	2	0	
3rd	19:25	20:00	00:35	0	0	

Harvard - Power-Play Summary

Period	Start	End	Elapsed	Shots	(Opp.)	PPG
1st	03:23	04:45	01:22	1	0	
1st	05:27	06:29	01:02	3	0	PPG
1st	09:10	09:17	00:07	0	0	
2nd	07:34	08:21	00:47	1	0	PPG
2nd	16:18	16:51	00:33	3	0	PPG
2nd	16:51	18:33	01:42	2	0	
3rd	00:55	01:38	00:43	0	0	
3rd	09:19	11:19	02:00	6	0	
3rd	14:00	16:37	02:37	9	1	

SUMMARY: 9 opportunities, 25 shots, 3 goals, time 10:53

SUMMARY: 10 opportunities, 12 shots, 1 goal, time 16:26

Officials—Referee: Ed Boyle; Asst. Ref.: Patrick Silva; Asst. Ref.: Kelly O'Brian.

Start time: 5:07 p.m.; End time: 7:37 p.m.; Total time: 2:30.

Minnesota 7, Dartmouth 2

SCORING SUMMARY

Goal No.	Period	Time	Team	Type	Scored By	Assists	Visitor On Ice	Home On Ice
1	1st	00:13	Minnesota	Even Strength	Natalie Darwitz (40)	Kelly Stephens/40	11,9,20,18,7	20,18,11,25,7
2	1st	02:12	Minnesota	Even Strength	Natalie Darwitz (41)	Krissy Wendell/59 Kelly Stephens/41	6,4,10,16,14	20,11,25,7,18
3	1st	04:50	Minnesota	Even Strength	Krissy Wendell (41)	Natalie Darwitz/67	11,20,7,9,18	7,20,18,21,11
4	1st	07:23	Dartmouth	Even Strength	Gillian Apps (15)	—	11,20,22,9,4	8,5,15,22,4
5	1st	08:42	Minnesota	Power Play	Lyndsay Wall (13)	Natalie Darwitz/68	20,11,22,18	25,7,18,20,8
6	1st	13:12	Minnesota	Power Play	Kelly Stephens (33)	Krissy Wendell/60	7,20,4,9	18,7,25,8,20
7	1st	17:55	Dartmouth	Power Play	Cherie Piper (23)	Katie Weatherston/15	14,6,9,16,18	11,21,8,7
8	3rd	11:36	Minnesota	Power Play	Krissy Wendell (42)	Bobbi Ross/28	20,7,13,4	7,25,8,18,20
9	3rd	18:56	Minnesota	Even Strength	Jenelle Philipczyk (2)	Natalie Darwitz/69 Becky Wacker/7 Liz Palkie/5	18,21,13,19,7	16,17,6,11,13

Dartmouth

No.	I-Shots by Period-I				+/-	
	1	2	3	Total		
4	Meredith Batcheller	0	0	0	0	0
6	Katie Weatherston	0	0	0	0	-1
7*	Kirsti Anderson	0	0	0	0	-3
8	Carrie Thompson	0	0	0	0	0
9*	Meagan Walton	1	0	0	1	-1
10	Amy Cobb	0	0	0	0	-1
11*	Gillian Apps	1	3	0	4	-1
13	Krista Dornfried	0	0	0	0	-1
14	Cherie Piper	1	0	0	1	-1
16	Cheryl Muranko	0	0	0	0	-1
18*	Alana BreMiller	1	0	0	1	-3
19	Nicole Ruta	1	0	0	1	-1
20*	Tiffany Hage	2	0	0	2	-1
21	Caroline Ethier	0	0	0	0	-1
22	Emily Nerland	0	0	0	0	+1
Totals		7	3	0	10	-15

Minnesota

No.	I-Shots by Period-I				+/-	
	1	2	3	Total		
4	Andrea Nichols	0	0	1	1	-1
5	Chelsey Brodt	0	0	1	1	-1
6	Liz Palkie	0	0	0	0	+1
7*	Krissy Wendell	2	0	4	6	+3
8	Bobbi Ross	1	0	0	1	-1
9	Noelle Sutton	0	0	0	0	0
10	Krista Johnson	0	0	0	0	0
11	Ashley Albrecht	0	0	0	0	+4
12	Stacy Troumbly	0	0	0	0	0
13	Maggie Souba	0	0	0	0	+1
15*	Anya Miller	0	1	0	1	-1
16	Jenelle Philipczyk	0	0	1	1	+1
17	Becky Wacker	0	0	0	0	+1
18*	Kelly Stephens	2	1	0	3	+3
20*	Natalie Darwitz	5	0	0	5	+3
21	Allie Sanchez	0	0	0	0	+1
22	Erica McKenzie	0	1	1	2	-1
25*	Lyndsay Wall	2	0	1	3	+2
Totals		12	3	9	24	+15

Goals by Period

Team	1	2	3	Total
Dartmouth	2	0	0	2
Minnesota	5	0	2	7

Shots by Period

Team	1	2	3	Total
Dartmouth	7	3	0	10
Minnesota	12	3	9	24

Power-Play Goals-Att. (Shots)

Period	Dartmouth	Minnesota
1st	1-2 (4)	2-3 (4)
2nd	0-2 (1)	0-0 (0)
3rd	0-1 (0)	1-2 (2)
Total	1-5 (5)	3-5 (6)

Penalties/Minutes by Period

Period	Dartmouth	Minnesota
1st	3/6	3/6
2nd	1/2	1/2
3rd	1/2	1/2
Total	5/10	5/10

GOALTENDERS

Dartmouth					Minnesota												
No.	Player	MIN	GA	EN	I-Saves by Period-I				No.	Player	MIN	GA	EN	I-Saves by Period-I			
					1	2	3	Total						1	2	3	Total
29	Kate Lane	60:00	7	0	7	3	7	17	27	Jody Horak	60:00	2	0	5	3	0	8

Win-Jody Horak (23-2-2). Loss-Kate Lane (15-5-0).

PENALTY SUMMARY

Period	Player	Team	Min.	Penalty	Time
1st	Andrea Nichols	Minnesota	2	Tripping	05:05 PP
1st	Katie Weatherston	Dartmouth	2	CC	07:56 PP
1st	Cheryl Muranko	Dartmouth	2	Elbowing	12:03 PP
1st	Erica McKenzie	Minnesota	2	Tripping	17:11 PP
1st	Gillian Apps	Dartmouth	2	High Sticking	18:34 PP
1st	Natalie Darwitz	Minnesota	2	OK	19:50 PP
2nd	Anya Miller	Minnesota	2	High Sticking	11:03 PP
2nd	Kirsti Anderson	Dartmouth	2	Roughing	18:16 PP
3rd	Ashley Albrecht	Minnesota	2	Holding	06:25 PP
3rd	Cherie Piper	Dartmouth	2	High Sticking	10:14 PP

FACEOFFS

Dartmouth				Minnesota			
No.	Player	W	L	No.	Player	W	L
14	Cherie Piper	9	7	20	Natalie Darwitz	16	12
6	Katie Weatherston	8	2	4	Andrea Nichols	7	9
13	Krista Dornfried	8	7	7	Krissy Wendell	3	6
11	Gillian Apps	4	3	16	Jenelle Philipczyk	2	5
9	Meagan Walton	4	9	11	Ashley Albrecht	1	0
20	Tiffany Hage	2	2	6	Liz Palkie	1	0
18	Alana BreMiller	0	1	9	Noelle Sutton	1	0
16	Cheryl Muranko	0	1	8	Bobbi Ross	1	2
Totals		35	32	22	Erica McKenzie	0	1

Dartmouth - Power-Play Summary

Period	Start	End	Elapsed	Shots	(Opp.)
1st	05:05	07:05	02:00	2	0
1st	17:11	17:55	00:44	2	0 PPG
2nd	00:00	00:00	00:00	0	0
2nd	11:03	13:03	02:00	1	0
3rd	06:25	08:25	02:00	0	0

SUMMARY: 5 opportunities, 5 shots, 1 goal, time 06:44

Minnesota - Power-Play Summary

Period	Start	End	Elapsed	Shots	(Opp.)	PPG
1st	07:56	08:42	00:46	1	0	PPG
1st	12:03	13:12	01:09	2	0	PPG
1st	18:34	19:50	01:16	1	0	
2nd	18:16	00:16	02:00	0	0	
3rd	10:14	11:36	01:22	2	0	PPG

SUMMARY: 5 opportunities, 6 shots, 3 goals, time 06:33

Attendance: 2,204. Start time: 8:30 p.m.; End time: 10:50 p.m.; Total time: 2:20.

THIRD PLACE

MARCH 27 AT NEW HAMPSHIRE

St. Lawrence 5, Dartmouth 1

SCORING SUMMARY

Goal No.	Period	Time	Team	Type	Scored By	Assists	Visitor On Ice	Home On Ice
1	1st	10:37	St. Lawrence	Even Strength	Rebecca Russell (30)	Tracy Muzerall/7	9,11,18,4,6	13,8,10,4,19
2	1st	18:10	St. Lawrence	Even Strength	Kim Kodatsky (5)	Crystal Connors/25 Rebecca Russell/37	12,11,9,7,8	10,20,9,11,4
3	2nd	20:00	Dartmouth	Even Strength	Gillian Apps (16)	Carrie Thompson/9	6,7,7,9,11,8	11,8,18,7,13
4	3rd	04:14	St. Lawrence	Power Play	Rebecca Russell (31)	Sabrina Harbec/19	9,7,4,18,6	13,10,20,18
5	3rd	08:54	St. Lawrence	Power Play	Sabrina Harbec (16)	Emilie Berlinguette/24	7,9,4,6,18	6,7,22,13
6	3rd	18:19	St. Lawrence	Power Play	Rebecca Russell (32)	Emilie Berlinguette/25 Rebecca Russell/38	4,16,9,10,18	6,13,7,22

St. Lawrence No.	I-Shots by Period-I				
	1	2	3	Total	+/-
3 Tracy Muzerall.....	0	0	0	0	0
4* Annie Guay.....	0	3	0	3	+1
5 Katherine Smithson.....	0	0	0	0	0
6 Emilie Berlinguette.....	0	0	0	0	0
7 Sabrina Harbec.....	2	0	1	3	0
8 Abbie Bullard.....	0	0	2	2	0
9* Rebecca Russell.....	2	1	2	5	+1
10* Christin Powers.....	0	1	0	1	0
11 Crystal Connors.....	2	2	0	4	+1
12 Kim Kodatsky.....	1	1	0	2	+1
15 Julia Palmateer.....	0	0	0	0	0
16* Whitney Carbone.....	1	0	1	2	0
18* Kate Michael.....	0	0	0	0	+1
20 Casey Hughes.....	0	0	0	0	0
21 Elisabeth Pahler.....	1	0	0	1	0
77 Laurie Ross.....	0	0	0	0	0
Totals.....	9	8	6	23	+5

Dartmouth No.	I-Shots by Period-I				
	1	2	3	Total	+/-
4 Meredith Batcheller.....	1	0	0	1	-2
6 Katie Weatherston.....	2	0	1	3	0
7* Kirsti Anderson.....	0	2	2	4	+1
8 Carrie Thompson.....	0	0	0	0	0
9* Meagan Walton.....	0	0	1	1	-1
10 Amy Cobb.....	0	0	0	0	-2
11 Gillian Apps.....	2	1	2	5	0
13* Krista Dornfried.....	0	2	0	2	0
16 Cheryl Muranko.....	1	3	0	4	0
18* Alana BreMiller.....	1	1	2	4	+1
19 Nicole Ruta.....	0	0	1	1	-1
20* Tiffany Hagge.....	0	0	1	1	-1
21 Caroline Ethier.....	0	0	0	0	0
22 Emily Nerland.....	0	0	0	0	0
Totals.....	7	9	10	26	-5

Goals by Period				
Team	1	2	3	Total
St. Lawrence.....	2	0	3	5
Dartmouth.....	0	1	0	1

Shots by Period				
Team	1	2	3	Total
St. Lawrence.....	9	8	6	23
Dartmouth.....	7	9	10	26

Power-Play Goals-Att. (Shots)			
Period	St. Lawrence	Dartmouth	
1st.....	0-0 (0)	0-1 (1)	
2nd.....	0-3 (3)	0-1 (1)	
3rd.....	3-3 (4)	0-3 (3)	
Total.....	3-6 (7)	0-5 (5)	

Penalties/Minutes by Period			
Period	St. Lawrence	Dartmouth	
1st.....	1/2	0/0	
2nd.....	1/2	3/6	
3rd.....	3/6	4/16	
Total.....	5/10	7/22	

GOALTENDERS

St. Lawrence					Dartmouth				
No. Player	MIN	GA	EN	I-Saves by Period-I Total	No. Player	MIN	GA	EN	I-Saves by Period-I Total
1 Meaghan Guckian.....	60:00	1	0	7 8 10 25	29 Kate Lane.....	60:00	5	0	7 8 3 18

Win—Meaghan Guckian (14-5-2). Loss—Kate Lane (15-6-0).

PENALTY SUMMARY

Period	Player	Team	Min.	Penalty	Time	PP
1st	Laurie Ross	St. Lawrence	2	OK	01:37	PP
2nd	Carrie Thompson	Dartmouth	2	CT	10:13	PP
2nd	Meredith Batcheller	Dartmouth	2	Cross-Checking	11:01	PP
2nd	Tiffany Hagge	Dartmouth	2	Slashing	13:04	PP
2nd	Laurie Ross	St. Lawrence	2	OL	16:53	PP
3rd	Katie Weatherston	Dartmouth	2	Cross-Checking	03:32	PP
3rd	Alana BreMiller	Dartmouth	2	Hooking	08:43	PP
3rd	Tiffany Hagge	Dartmouth	10	Misconduct	08:43	PP
3rd	Tracy Muzerall	St. Lawrence	2	Tripping	11:08	PP
3rd	Annie Guay	St. Lawrence	2	Tripping	11:46	PP
3rd	Casey Hughes	St. Lawrence	2	Hooking	15:17	PP
3rd	Alana BreMiller	Dartmouth	2	CC	18:07	PP

FACEOFFS

St. Lawrence			Dartmouth		
No. Player	W	L	No. Player	W	L
7 Sabrina Harbec.....	16	9	9 Meagan Walton.....	11	13
11 Crystal Connors.....	7	11	6 Katie Weatherston.....	8	4
9 Rebecca Russell.....	3	2	11 Gillian Apps.....	7	1
15 Julia Palmateer.....	3	7	13 Krista Dornfried.....	5	10
10 Christin Powers.....	2	2	16 Cheryl Muranko.....	2	3
6 Emilie Berlinguette.....	2	3	19 Nicole Ruta.....	1	0
16 Whitney Carbone.....	0	1	21 Caroline Ethier.....	1	1
Totals.....	33	35	20 Tiffany Hagge.....	0	1
			Totals.....	35	33

St. Lawrence - Power-Play Summary

Period	Start	End	Elapsed	Shots	(Opp.)	PPG
2nd	10:13	12:13	02:00	2	0	
2nd	12:13	13:01	00:48	0	0	
2nd	13:04	15:04	02:00	1	2	
3rd	03:32	04:14	00:42	1	0	PPG
3rd	08:43	08:54	00:11	1	0	PPG
3rd	18:07	18:19	00:12	2	0	PPG

SUMMARY: 6 opportunities, 7 shots, 3 goals, time 05:53

Dartmouth - Power-Play Summary

Period	Start	End	Elapsed	Shots	(Opp.)
1st	01:37	03:37	02:00	1	0
2nd	16:53	18:53	02:00	1	0
3rd	11:08	13:08	02:00	1	0
3rd	13:08	13:46	00:38	0	0
3rd	15:17	17:17	02:00	2	0

SUMMARY: 5 opportunities, 5 shots, 0 goals, time 08:38

Officials—Referee: Danyel Howard; Asst. Ref.: Dean Gilbert; Asst. Ref.: Erin Blair.
Start time: 12:30 p.m.; End time: 2:30 p.m.; Total time: 2:00.

CHAMPIONSHIP

MARCH 27 AT NEW HAMPSHIRE

Minnesota 4, Harvard 3

SCORING SUMMARY

Goal No.	Period	Time	Team	Type	Scored By	Assists	Visitor On Ice	Home On Ice
1	1st	17:24	Minnesota	Even Strength	Krissy Wendell (43)	Natalie Darwitz/70	12,10,9,24,6	7,18,21,20,5
2	2nd	00:46	Harvard	Even Strength	Jennifer Sifers (6)	Carrie Schroyer/11	24,10,12,19,6	20,18,7,5,21
3	2nd	07:58	Minnesota	Power Play	Lyndsay Wall (14)	Natalie Darwitz/71	26,9,6,3	25,20,18,7,8
4	2nd	10:33	Harvard	Power Play	Sarah Vaillancourt (25)	Nicole Corriero/32	26,9,12,6,13	11,17,25,7
5	2nd	18:02	Minnesota	Even Strength	Ashley Albrecht (4)	Julie Chu/55	9,6,26,13,22	11,7,20,18,21
6	3rd	13:54	Harvard	Power Play	Caitlin Cahow (6)	Natalie Darwitz/72	6,13,26,9,3	11,21,20,18
7	3rd	18:52	Minnesota	Even Strength	Natalie Darwitz (42)	Julie Chu/56	10,19,12,6,24	20,18,21,5,7
						Sarah Vaillancourt/42		
						Kelly Stephens/43		

Harvard No.	I-Shots by Period-I					+/-
	1	2	3	Total		
2* Jessica MacKenzie	0	0	0	0	0	0
3* Ashley Banfield	1	1	0	2	0	0
5 Brenna McLean	0	0	0	0	0	0
6 Caitlin Cahow	1	1	1	3	-2	
8 Laura Brady	0	0	0	0	0	0
9* Nicole Corriero	0	1	1	2	-2	
10 Liza Salley	1	0	0	1	-1	
11 Katie Johnston	0	1	0	1	0	
12 Lindsay Weaver	0	0	0	0	-1	
13* Julie Chu	2	1	1	4	-1	
16 Kat Sweet	0	1	0	1	0	
18 Ali Crum	0	0	0	0	0	
19 Carrie Schroyer	1	1	0	2	0	
21 Jennifer Raimondi	2	1	0	3	0	
22 Jennifer Skinner	0	0	0	0	-1	
24 Jennifer Sifers	0	2	0	2	-1	
25 Sarah Hallbrook	0	0	0	0	0	
26* Sarah Vaillancourt	1	2	2	5	-1	
Totals	9	12	5	26	-10	

Minnesota No.	I-Shots by Period-I					+/-
	1	2	3	Total		
4 Andrea Nichols	0	0	0	0	0	0
5 Chelsey Brodt	0	0	0	0	+1	
6 Liz Palkie	0	0	0	0	0	0
7* Krissy Wendell	2	1	0	3	+2	
8 Bobbi Ross	0	0	0	0	0	0
9 Noelle Sutton	0	0	1	1	0	0
10 Krista Johnson	0	0	0	0	0	0
11 Ashley Albrecht	0	1	0	1	+1	
12 Stacy Troumbly	0	0	0	0	0	0
13 Maggie Souba	0	0	0	0	0	0
15* Anya Miller	1	0	0	1	0	
16 Jenelle Philipczyk	0	0	0	0	0	0
17 Becky Wacker	0	1	1	2	0	
18* Kelly Stephens	0	4	0	4	+2	
20* Natalie Darwitz	2	2	2	6	+2	
21 Allie Sanchez	1	1	0	2	+2	
22 Erica McKenzie	0	0	0	0	0	0
25* Lyndsay Wall	0	4	0	4	0	0
Totals	6	14	4	24	+10	

Goals by Period				
Team	1	2	3	Total
Harvard	0	2	1	3
Minnesota	1	2	1	4

Shots by Period				
Team	1	2	3	Total
Harvard	9	12	5	26
Minnesota	6	14	4	24

Power-Play Goals-Att. (Shots)		
Period	Harvard	Minnesota
1st	0-2 (4)	0-1 (0)
2nd	1-1 (1)	1-2 (9)
3rd	1-2 (4)	0-0 (0)
Total	2-5 (9)	1-3 (9)

Penalties/Minutes by Period		
Period	Harvard	Minnesota
1st	1/2	2/4
2nd	2/4	1/2
3rd	0/0	2/4
Total	3/6	5/10

GOALTENDERS

Harvard				I-Saves by Period-I				
No.	Player	MIN	GA	EN	1	2	3	Total
31	Ali Boe	59:21	4	0	5	12	3	20
TM	Team	00:39	0	0	0	0	0	0

Minnesota				I-Saves by Period-I				
No.	Player	MIN	GA	EN	1	2	3	Total
27	Jody Horak	60:00	3	0	9	10	4	23

Win-Jody Horak (24-2-2). Loss-Ali Boe (22-6-2).

PENALTY SUMMARY

Period	Player	Team	Min.	Penalty	Time	
1st	Bobbi Ross	Minnesota	2	Interference	04:23	PP
1st	Bobbi Ross	Minnesota	2	CC	06:37	PP
1st	Jennifer Skinner	Harvard	2	Interference	07:43	PP
2nd	Lindsay Weaver	Harvard	2	High Sticking	06:18	PP
2nd	Lindsay Weaver	Harvard	2	High Sticking	08:29	PP
2nd	Natalie Darwitz	Minnesota	2	High Sticking	09:29	PP
3rd	Chelsey Brodt	Minnesota	2	CC	00:57	PP
3rd	Krissy Wendell	Minnesota	2	CC	12:28	PP

FACEOFFS

Harvard			Minnesota				
No.	Player	W	L	No.	Player	W	L
13	Julie Chu	16	18	20	Natalie Darwitz	17	4
19	Carrie Schroyer	5	6	7	Krissy Wendell	9	12
21	Jennifer Raimondi	3	8	4	Andrea Nichols	7	4
26	Sarah Vaillancourt	2	5	16	Jenelle Philipczyk	4	1
9	Nicole Corriero	0	1	18	Kelly Stephens	1	0
16	Kat Sweet	0	1	6	Liz Palkie	1	1
6	Caitlin Cahow	0	1	9	Noelle Sutton	1	3
Totals	26	40		8	Bobbi Ross	0	1
Totals				Totals		40	26

Harvard - Power-Play Summary

Period	Start	End	Elapsed	Shots	(Opp.)	
1st	04:23	06:23	02:00	2	1	
1st	06:37	07:43	01:06	2	0	
2nd	10:29	10:33	00:04	1	0	PPG
3rd	00:57	02:57	02:00	2	0	
3rd	12:28	13:54	01:26	2	0	PPG

SUMMARY: 5 opportunities, 9 shots, 2 goals, time 06:36

Minnesota - Power-Play Summary

Period	Start	End	Elapsed	Shots	(Opp.)	
1st	08:37	09:43	01:06	0	1	
2nd	06:18	07:58	01:40	8	0	PPG
2nd	08:29	09:29	01:00	1	0	

SUMMARY: 3 opportunities, 9 shots, 1 goal, time 03:46

Officials—Referee: Ed Boyle; Asst. Ref.: Pat Silva; Asst. Ref.: Kelli O'Brian.
Attendance: 2,056. Start time: 4:08 p.m.; End time: 6:25 p.m.; Total time: 2:17.

History

Team Results

Year	Champion (Record)	Coach	Score	Runner-Up	Site	Championship Game Attendance	Championship Total Attendance
2001	Minn. Duluth (28-5-4)	Shannon Miller	4-2	St. Lawrence	Minneapolis	3,079	5,178
2002	Minn. Duluth (24-6-4)	Shannon Miller	3-2	Brown	Durham, N.H.	3,102	5,153
2003	Minn. Duluth (31-3-2)	Shannon Miller	4-3 (2 ot)	Harvard	Duluth, Minn.	5,167	9,968
2004	Minnesota (30-4-2)	Laura Halldorson	6-2	Harvard	Providence	3,522	6,048
2005	Minnesota (36-2-2)	Laura Halldorson	4-3	Harvard	New Hampshire	2,056	15,352

Leading Scorers, Year-by-Year

Year	Player, School	G	A	P
2001	Maria Rooth, Minn. Duluth	4	2	6
2002	Jessica Link, Brown	1	2	3
	Kristy Zamora, Brown	3	0	3
2003	Julie Chu, Harvard	2	2	4
	Caroline Ouellette, Minn. Duluth	2	2	4
	Hanne Sikio, Minn. Duluth	3	1	4
2004	Krissy Wendell, Minnesota	4	4	8
2005	Natalie Darwitz, Minnesota	3	9	12

Most Outstanding Player

2001	Maria Rooth, Minn. Duluth
2002	Kristy Zamora, Brown
2003	Caroline Ouellette, Minn. Duluth
2004	Krissy Wendell, Minnesota
2005	Natalie Darwitz, Minnesota

All-Tournament Teams

2001

G—Tuula Puputti, Minn. Duluth
 D—Isabelle Chartrand, St. Lawrence
 D—Brittany Ralph, Minn. Duluth
 F—Amanda Sargeant, St. Lawrence
 F—Maria Rooth, Minn. Duluth
 F—Tammy Shewchuk, Harvard

2002

G—Tania Pinelli, Niagara
 D—Larissa Luther, Minn. Duluth
 D—Meredith Ostrander, Brown
 F—Kelly Stephens, Minnesota
 F—Joanne Eustace, Minn. Duluth
 F—Kristy Zamora, Brown

2003

G—Amy Ferguson, Dartmouth
 D—Caroline Ouellette, Minn. Duluth
 D—Angela Ruggiero, Harvard
 F—Jenny Potter, Minn. Duluth
 F—Hanne Sikio, Minn. Duluth
 F—Julie Chu, Harvard

2004

G—Jody Horak, Minnesota
 D—Allie Sanchez, Minnesota
 D—Angela Ruggiero, Harvard
 F—Krissy Wendell, Minnesota
 F—Kelly Stephens, Minnesota
 F—Natalie Darwitz, Minnesota

2005

G—Ali Boe, Harvard
 D—Lyndsay Wall, Minnesota
 D—Caitlin Cahow, Harvard
 F—Sarah Vaillancourt, Harvard
 F—Krissy Wendell, Minnesota
 F—Natalie Darwitz, Minnesota

Individual Records

ALL GAMES

GOALS

4—Nicole Corriero, Harvard vs. Mercyhurst, 3-19-2005 (3 ot).

GOALS, TOURNAMENT

5—Nicole Corriero, Harvard (4 vs. Mercyhurst, 1 vs. St. Lawrence, 0 vs. Minnesota), 2005.

FASTEST OPENING-GAME GOAL

0:13—Natalie Darwitz, Minnesota vs. Dartmouth, 3-25-2005.

FASTEST GOAL, START OF PERIOD

:09—Natalie Darwitz, Minnesota vs. Harvard, 3-28-2004 (third).

FASTEST CONSECUTIVE GOALS

:32—Natalie Darwitz (:09) and Kelly Stephens (:41), Minnesota vs. Harvard, 3-28-2004 (third period).

FASTEST CONSECUTIVE GOALS, BOTH TEAMS

:34—Dartmouth (Kristina Guarino), then Harvard (Kalen Ingram), 3-25-2001 (first period).

HAT TRICKS

Maria Rooth, Minn. Duluth vs. Harvard, 3-23-2001; Krissy Wendell, Minnesota vs. Dartmouth, 3-26-2004; Natalie Darwitz, Minnesota vs. Harvard, 3-28-2004; Nicole Corriero (four goals), Harvard vs. Mercyhurst, 3-19-2005 (3 ot); Sarah Vaillancourt, Harvard vs. St. Lawrence, 3-25-2005; Rebecca Russell, St. Lawrence vs. Dartmouth, 3-27-2005.

FASTEST HAT TRICK

12:07—Nicole Corriero, Harvard vs. Mercyhurst, 3-19-2005 (3 ot).

ASSISTS

3—Many times (Most recent: Natalie Darwitz, Minnesota vs. Harvard, 3-27-2005).

ASSISTS, TOURNAMENT

9—Natalie Darwitz, Minnesota (3 vs. Providence, 3 vs. Dartmouth, 3 vs. Harvard), 2005.

POINTS

5—Nicole Corriero (4 goals, 1 assist), Harvard vs. Mercyhurst, 3-19-2005 (3 ot); Natalie Darwitz (2 goals, 3 assists), Minnesota vs. Dartmouth, 3-25-2005; Rebecca Russell (3 goals, 2 assists), St. Lawrence vs. Dartmouth, 3-27-2005.

POINTS, TOURNAMENT

12—Natalie Darwitz (three goals and nine assists), Minnesota, 2005.

PENALTIES

4—Angela Ruggiero, Harvard vs. Minn. Duluth, 3-23-2003.

SHUTOUTS, TOURNAMENT

None

SAVES

78—Desirae Clark, Mercyhurst vs. Harvard, 3-19-2005 (3 ot).

SAVES, PERIOD

19—Desirae Clark, Mercyhurst vs. Harvard, 3-19-2005 (second) (3 ot).

SAVES, TOURNAMENT

92—Ali Boe, Harvard (56 vs. Mercyhurst, 16 vs. St. Lawrence, 20 vs. Minnesota), 2005.

FEWEST GOALS ALLOWED

1—Many times.

FEWEST GOALS ALLOWED, TOURNAMENT

3—Jody Horak, Minnesota, 2004; Rachel Barrie, St. Lawrence, 2004.

CHAMPIONSHIP GAME

GOALS

3—Natalie Darwitz, Minnesota vs. Harvard, 3-28-2004.

FASTEST GAME-OPENING GOAL

5:17—Caroline Ouellette, Minn. Duluth vs. Harvard, 3-23-2003.

FASTEST GOAL, START OF PERIOD

:09—Natalie Darwitz, Minnesota vs. Harvard, 3-28-2004 (third).

FASTEST CONSECUTIVE GOALS

:32—Natalie Darwitz (:09) and Kelly Stephens (:41), Minnesota vs. Harvard, 3-28-2004 (third period).

FASTEST HAT TRICK

28:08—Natalie Darwitz, Minnesota vs. Harvard, 3-28-2004.

ASSISTS

3—Krissy Wendell, Minnesota vs. Harvard, 3-28-2004; Natalie Darwitz, Minnesota vs. Harvard, 3-27-2005.

POINTS

4—Natalie Darwitz (3 goals, 1 assist), Minnesota vs. Harvard, 3-28-2004; Krissy Wendell (1 goal, 3 assists), Minnesota vs. Harvard, 3-28-2004; Natalie Darwitz (1 goal, 3 assists), Minnesota vs. Harvard, 3-27-2005.

PENALTIES

4—Angela Ruggiero, Harvard vs. Minn. Duluth, 3-23-2003.

FEWEST GOALS ALLOWED

2—Tuula Puputti, Minn. Duluth vs. St. Lawrence, 3-25-2001; Patricia Sautter, Minn. Duluth vs. Brown, 3-24-2002; Jody Horak, Minnesota vs. Harvard, 3-28-2004.

SAVES

41—Patricia Sautter, Minn. Duluth vs. Harvard, 3-23-2003.

SAVES, PERIOD

16—Tuula Puputti, Minn. Duluth vs. St. Lawrence, 3-25-2001 (third); Patricia Sautter, Minn. Duluth vs. Brown, 3-24-2002 (third).

Team Records

ALL GAMES

GOALS

7—Minnesota vs. Dartmouth, 3-25-2005.

GOALS, BOTH TEAMS

9—Minn. Duluth (6) vs. Harvard (3), 3-23-2001; Harvard (5) vs. Mercyhurst (4), 3-19-2005 (3 ot); Minnesota (7) vs. Dartmouth (2), 3-25-2005.

GOALS, PERIOD

5—Minn. Duluth vs. Harvard, 3-23-2001 (third); Minnesota vs. Dartmouth, 3-25-2005 (first).

GOALS, BOTH TEAMS, PERIOD

7—Minn. Duluth (5) vs. Harvard (2), 3-23-2001 (third); Minnesota (5) vs. Dartmouth (2), 3-25-2005 (first).

GOALS, TOURNAMENT

17—Minnesota (6 vs. Providence, 7 vs. Dartmouth, 4 vs. Harvard), 2005.

GOALS, LOSING TEAM

4—Mercyhurst vs. Harvard, 3-19-2005 (3 ot).

FEWEST GOALS

1—Many times (Most recent: Providence vs. Minnesota, 3-18-2005).

FEWEST GOALS, BOTH TEAMS

3—Brown (2) vs. Minnesota (1), 3-22-2002; St. Lawrence (2) vs. Dartmouth (1), 3-26-2004; Harvard (2) vs. St. Lawrence (1), 3-28-2004.

WINNING MARGIN

5—Harvard (6) vs. Minnesota (1), 3-21-2003; Minnesota (6) vs. Providence (1), 3-18-2005; Minnesota (7) vs. Dartmouth (2), 3-25-2005.

ASSISTS

10—Minnesota vs. Providence, 3-18-2005; Minnesota vs. Dartmouth, 3-25-2005.

ASSISTS, BOTH TEAMS

13—Minn. Duluth (9) vs. Harvard (4), 3-23-2001.

ASSISTS, TOURNAMENT

26—Minnesota (10 vs. Providence, 10 vs. Dartmouth, 6 vs. Harvard), 2005.

POINTS

17—Minnesota (seven goals, 10 assists) vs. Dartmouth, 3-25-2005.

POINTS, BOTH TEAMS

22—Minn. Duluth (15) vs. Harvard (7), 3-23-2001 (nine goals, 13 assists).

POINTS, TOURNAMENT

43—Minnesota (17 goals, 26 assists), 2005.

PENALTIES

12—Mercyhurst vs. Harvard, 3-19-2005 (3 ot); Harvard vs. St. Lawrence, 3-25-2005.

PENALTIES, BOTH TEAMS

22—Harvard (12) vs. St. Lawrence (10), 3-25-2005.

FEWEST PENALTIES

1—Minn. Duluth vs. Harvard, 3-23-2001; Minnesota vs. Niagara, 3-24-2002.

FEWEST PENALTIES, BOTH TEAMS

3—Minn. Duluth (1) vs. Harvard (2), 3-23-2001.

SHOTS ON GOAL

83—Harvard vs. Mercyhurst, 3-19-2005 (3 ot).

SHOTS ON GOAL, BOTH TEAMS

143—Harvard (83) vs. Mercyhurst (60), 3-19-2005 (3 ot).

SHOTS ON GOAL, PERIOD

21—Harvard vs. Mercyhurst, 3-19-2005 (second) (3 ot).

SHOTS ON GOAL, BOTH TEAMS, PERIOD

32—Harvard (15) vs. Mercyhurst (17), 3-19-2005 (first) (3 ot).

FEWEST SHOTS ON GOAL

10—Dartmouth vs. Minnesota, 3-25-2005.

FEWEST SHOTS ON GOAL, BOTH TEAMS

34—Dartmouth (10) vs. Minnesota (24), 3-25-2005.

FEWEST SHOTS ON GOAL, REGULATION PERIOD

0—Dartmouth vs. Minnesota, 3-25-2005 (third).

FEWEST SHOTS ON GOAL, BOTH TEAMS, REGULATION PERIOD

6—Dartmouth (3) vs. Minnesota (3), 3-25-2005 (second).

CHAMPIONSHIP GAME

GOALS

6—Minnesota vs. Harvard (2), 3-28-2004.

GOALS, BOTH TEAMS

8—Minnesota (6) vs. Harvard (2), 3-28-2004.

GOALS, PERIOD

4—Minnesota vs. Harvard, 3-28-2004 (third).

GOALS, BOTH TEAMS, PERIOD

4—Harvard (3) vs. Minn. Duluth (1), 3-23-2003 (second); Minnesota (4) vs. Harvard (0), 3-28-2004 (third); Harvard (2) vs. Minnesota (2), 3-27-2005 (second).

GOALS, LOSING TEAM

3—Harvard vs. Minn. Duluth (4), 3-23-2003 (2 ot); Harvard vs. Minnesota (4), 3-27-2005.

FEWEST GOALS

2—Many times.

FEWEST GOALS, BOTH TEAMS

5—Minn. Duluth (3) vs. Brown (2), 3-24-2002.

WINNING MARGIN

4—Minnesota (6) vs. Harvard (2), 3-28-2004.

ASSISTS

8—Minnesota vs. Harvard, 3-28-2004.

ASSISTS, BOTH TEAMS

11—Minnesota (8) vs. Harvard (3), 3-28-2004; Minnesota (6) vs. Harvard (5), 3-27-2005.

POINTS

14—Minnesota (six goals, eight assists) vs. Harvard (3), 3-28-2004.

POINTS, BOTH TEAMS

19—Minnesota [14 (six goals, eight assists)] vs. Harvard [5 (two goals, three assists)], 3-28-2004.

PENALTIES

8—Minn. Duluth vs. Harvard, 3-23-2003 (2 ot); Harvard vs. Minn. Duluth, 3-23-2003 (2 ot).

PENALTIES, BOTH TEAMS

16—Minn. Duluth (8) vs. Harvard (8), 3-23-2003 (2 ot).

FEWEST PENALTIES

3—St. Lawrence vs. Minn. Duluth, 3-25-2001; Harvard vs. Minnesota, 3-27-2005.

FEWEST PENALTIES, BOTH TEAMS

7—Minn. Duluth (4) vs. St. Lawrence (3), 3-25-2001.

SHOTS ON GOAL

44—Harvard vs. Minn. Duluth, 3-23-2003 (2 ot).

SHOTS ON GOAL, BOTH TEAMS

85—Harvard (44) vs. Minn. Duluth (41), 3-23-2003 (2 ot).

SHOTS ON GOAL, PERIOD

17—St. Lawrence vs. Minn. Duluth, 3-25-2001 (third).

SHOTS ON GOAL, BOTH TEAMS, PERIOD

28—Minnesota (16) vs. Harvard (12), 3-28-2004 (second).

FEWEST SHOTS ON GOAL

24—Minnesota (24) vs. Harvard (26), 3-27-2005.

FEWEST SHOTS ON GOAL, BOTH TEAMS

50—Minnesota (24) vs. Harvard (26), 3-27-2005.

FEWEST SHOTS ON GOAL, REGULATION PERIOD

2—St. Lawrence vs. Minn. Duluth, 3-25-2001 (second).

FEWEST SHOTS ON GOAL, BOTH TEAMS, REGULATION PERIOD

9—Minnesota (4) vs. Harvard (5), 3-27-2005 (third).

Won-Lost-Tied Records in Tournament Play

Team (Years Participated)	Yrs.	Won	Lost	Tied	Pct.	1st	2nd	3rd	4th
Brown (2002).....	1	1	1	0	.500	0	1	0	0
Dartmouth (2001-03-04-05).....	4	2	7	0	.222	0	0	1	3
Harvard (2001-03-04-05).....	4	5	4	0	.556	0	3	1	0
Mercyhurst (2005).....	1	0	1	0	.000	0	0	0	0
Minnesota (2002-03-04-05).....	4	5	3	1	.611	2	0	1	1
Minn. Duluth (2001-02-03-05).....	4	6	1	0	.857	3	0	0	0
Niagara (2002).....	1	0	1	1	.250	0	0	1	0
Providence (2005).....	1	0	1	0	.000	0	0	0	0
St. Lawrence (2001-04-05).....	3	4	3	0	.571	0	1	2	0
Wisconsin (2005).....	1	0	1	0	.000	0	0	0	0

All-Time Results

2001 Semifinals: St. Lawrence 3, Dartmouth 1; Minn. Duluth 6, Harvard 3. **Third Place:** Harvard 3, Dartmouth 2. **Championship:** Minn. Duluth 4, St. Lawrence 2.

2002 Semifinals: Brown 2, Minnesota 1; Minn. Duluth 3, Niagara 2. **Third Place:** Niagara 2, Minnesota 2 (ot). **Championship:** Minn. Duluth 3, Brown 2.

2003 Semifinals: Harvard 6, Minnesota 1; Minn. Duluth 5, Dartmouth 2. **Third Place:** Dartmouth 4, Minnesota 2. **Championship:** Minn. Duluth 4, Harvard 3 (2 ot).

2004 Semifinals: Minnesota 5, Dartmouth 1; Harvard 2, St. Lawrence 1. **Third Place:** St. Lawrence 2, Dartmouth 1. **Championship:** Minnesota 6, Harvard 2.

2005 Regionals: Minnesota 6, Providence 1; Dartmouth 4, Wisconsin 3; Harvard 5, Mercyhurst 4 (3 ot); St. Lawrence 3, Minn. Duluth 2 (ot). **Semifinals:** Minnesota 7, Dartmouth 2; Harvard 4, St. Lawrence 1. **Third Place:** St. Lawrence 5, Dartmouth 1. **Championship:** Minnesota 4, Harvard 3.

Ice Hockey

DIVISION III



2005 Championship

Highlights

Middlebury Wins Second Crown: Middlebury used a third-period rally to defeat Elmira, 4-3, claiming the Panthers' second straight championship. The victory marked the first time a non-host institution won the title in the four-year history of the tournament.

For the second year in a row, Middlebury's skaters swept the men's and women's Division III ice hockey championships.

Elmira's Soaring Eagles struck first on a power-play goal from Charissa Gawant seven minutes into the first period. The Panthers were unable to convert several power-play opportunities for the remainder of the first 20 minutes, and Elmira goalie Edith Racine blocked a shot, holding on to force a face-off. Middlebury came out strong in the second period, tying the score less than a minute into the frame off a goal from Emily McNamara.

Host Elmira took another lead just before the end of the second period on a break-away goal from Laura Hurd. The Soaring Eagles again protected their advantage during second-period power plays, holding the score at 2-1 as the clock wound down.

The Panthers came out quick again in the final period, with Emily Quizon scoring an unassisted goal during a power play with less than a minute gone. Middlebury then scored two more goals to seal its victory - Gloria Velez scored at 6:20 and Quizon notched her second tally at 7:37.

Velez scored off a deflection from an Elmira player's skate and Quizon's second goal came after she broke free up the left side of the ice and sent a solid shot into the net.

Elmira's Gawant answered with her second goal of the game, but the score was not enough. In the final seconds, Elmira coach Paul Nemetz-Carlson pulled Racine in an effort to tie the game, but a final shot was just wide and Middlebury cleared the puck and ran out the clock.

Winning on an opponent's ice is uncommon in the championship. Only two other teams have done it in the tournament, and Middlebury is the first to be victorious away from home in the championship game.

Middlebury finished the season 26-3-1, while Elmira, the top-ranked team coming into the tournament, ends at 24-4. Elmira won the title in 2002 and 2003.

Quizon's two goals in the championship game set a record. The contest was the highest-scoring championship game in the tournament's young history. The previous record of six goals scored was set in the 2002 title contest between Elmira and Manhattanville. Middlebury's three goals in one period also set a record.

The championship game also set an attendance record at 2,335, beating the previous mark of 2,110, set during the 2003 final between Elmira and Manhattanville.



Photo by Dick Blume/NCAA Photos

Middlebury made it back-to-back Division III championships in 2005.

Results

FIRST ROUND

Plattsburgh St. 9, Bowdoin 4
 Middlebury 3, Manhattanville 2 (ot)
 Gust. Adolphus 3, Wis.-Stevens Point 0

SEMIFINALS

MARCH 18 AT ELMIRA

Middlebury 7, Gust. Adolphus 3

Goals by Period	1	2	3	Total
Middlebury	1	4	2	7
Gust. Adolphus	1	0	2	3

1st period: Middlebury, Emily Quizon/17 (Karen Levin), 13:28; Gust. Adolphus, Molly Doyle (Laura Stypulkowski), 15:11. Penalties: Andrea Peterson, Gust.

Adolphus (cross-checking), 3:36; Abby Kurtz-Phelan, Middlebury (high sticking), 8:23; Margaret MacDonald, Middlebury (holding), 11:12; Samantha Ritt, Middlebury (hooking), 17:52; Jaclyn DuFault, Gust. Adolphus (interference), 18:29.

2nd period: Middlebury, Emily Quizon/18 (Lorna Gifis), 4:28; Middlebury, Abby Kurtz-Phelan/6 (Lorna Gifis), 6:41 (power play); Middlebury, Gloria Velez/6 (Tory MacNeil), 17:24; Middlebury, Lorna Gifis/26 (Emily Quizon), 17:52. Penalties: Molly Doyle, Gust. Adolphus (cross-checking), 6:33.

3rd period: Middlebury, Ellen Sargent/3 (Emily Quizon, Lorna Gifis), 7:57; Gust. Adolphus, Brittany Northagen/5 (unassisted), 9:18; Gust. Adolphus, Andrea Peterson/31 (Margaret Dorer), 19:35; Middlebury, Lorna Gifis/27 (Jackie Cohen), 19:41 (empty net). Penalties: Tania Kenny, Middlebury (high sticking), :40; Lorna Gifis, Middlebury (tripping), :40; Abby Randall, Gust. Adolphus (hooking), 5:30; Margaret Dorer, Gust. Adolphus (slash-

ing), 7:43; Tania Kenny, Middlebury (hooking), 8:27; Shannon Sylvester, Middlebury (cross-checking), 12:24.

Shots on goal: Middlebury 5-12-4 21; Gust. Adolphus 7-2-7 36.

Power plays: Middlebury 2 of 6; Gust. Adolphus 1 of 7.
Penalties: Middlebury 7 (14 min); Gust. Adolphus 6 (12 min).

Goalies: Middlebury, Kate Kogut (60:00 minutes, 36 shots-33 saves); Gust. Adolphus, Kara Meyer (56:09, 20-14), Empty Net (3:51, 1-0).

Total time: 2:10.

Referee: Chuck Waimon; Asst. Ref.: Robin Taylor; Jeff Shie.

Win-Kate Kogut (18-3-1). Loss-Kara Meyer (12-3-1).

Elmira 4, Plattsburgh St. 3

Goals by Period	1	2	3	Total
Plattsburgh St.	1	1	1	3
Elmira	1	0	3	4

1st period: Plattsburgh St., Chantalle Rye (Jenn Clarke, Lynn Taylor), 2:22 (power play); Elmira, Charissa Gawant (Stacey Calic), 19:48. Penalties: Stefanie McLean, Elmira (interference), 1:21; Sarah Samson, Plattsburgh St. (tripping), 6:51; Sheena Calic, Elmira (cross-checking), 8:17; Erin O'Brien, Plattsburgh St. (interference), 11:21; Charissa Gawant, Elmira (high sticking), 12:41.

2nd period: Plattsburgh St., Kelley Moore (Chantalle Rye), 18:51 (power play). Penalties: LeAnne Denman, Elmira (cc), 3:23; Julie Clune, Elmira (roughing), 10:02; Katie D'Arcy, Plattsburgh St. (tripping), 13:09; Stacey Calic, Elmira (holding), 15:47; Laura Hurd, Elmira (hh), 18:41; Chantalle Rye, Plattsburgh St. (delaying the game), 19:27; Stefanie McLean, Elmira (hit after whistle), 19:27.

3rd period: Elmira, Stefanie McLean (Danielle Wysomierski, Charissa Gawant), 2:20 (power play); Elmira, Charissa Gawant (LeAnne Denman), 4:41; Plattsburgh St., Jamie Longo (Elizabeth Gibson), 10:44; Elmira, Jaclyn O'Neil (Stefanie McLean), 16:37. Penalties: Lynn Taylor, Plattsburgh St. (high sticking), 1:05; Stacey Calic, Elmira (tripping), 13:43.

Shots on goal: Plattsburgh St. 12-8-4 24; Elmira 8-6-9 23.

Power plays: Plattsburgh St. 2 of 8; Elmira 1 of 4.

Penalties: Plattsburgh St. 5 (10 min); Elmira 9 (18 min).

Goalies: Plattsburgh St., Carolyne Roy (59:36 minutes, 23 shots-19 saves), Empty Net (0:24, 0-0); Elmira, Edith Racine (60:00, 24-21).

Attendance: 2,059. Total time: 2:04.

Referee: Dan Lick; Asst. Ref.: Julie Piacentini; Justin Schwantes.

Win—Edith Racine. Loss—Carolyne Roy.

**THIRD PLACE
MARCH 19 AT ELMIRA**

Gust. Adolphus 3, Plattsburgh St. 1				
Goals by Period	1	2	3	Total
Plattsburgh St.	0	0	1	1
Gust. Adolphus	1	1	1	3

1st period: Gust. Adolphus, Laura Stypulkowski (Kelly Crandall), 4:44 (power play). Penalties: Katie D'Arcy, Plattsburgh St. (interference), 4:20; Sharis Smith, Plattsburgh St. (tripping), 12:21; Lynn Taylor, Plattsburgh St. (tripping), 15:59; Margaret Dorer, Gust. Adolphus (holding), 17:58; Chantalle Rye, Plattsburgh St. (cc), 19:26.

2nd period: Gust. Adolphus, Kelly Crandall (Molly Doyle, Abby Randall), 2:43. Penalties: Laura Vannelli, Gust. Adolphus (tripping), 11:03; Jamie Longo, Plattsburgh St. (hooking), 11:29; Abby Randall, Gust. Adolphus (holding), 14:05; Laura Stypulkowski, Gust. Adolphus (cc), 14:27; Chantalle Rye, Plattsburgh St. (tripping), 15:44; Lynn Taylor, Plattsburgh St. (hit after whistle), 18:19; Molly Doyle, Gust. Adolphus (slashing), 18:19.

3rd period: Plattsburgh St., Elizabeth Gibson (unassisted), 17:11 (short-handed); Gust. Adolphus, Andrea Peterson (unassisted), 19:46 (empty net). Penalties: Sarah Samson, Plattsburgh St. (hooking), 9:13; Becky Steiner, Gust. Adolphus (obstruction), 10:06; Katie D'Arcy, Plattsburgh St. (holding), 15:16; Lisa Bettencourt, Plattsburgh St. (tripping), 17:02.

Shots on goal: Plattsburgh St. 2-2-10 14; Gust. Adolphus 9-11-7 27.

Power plays: Plattsburgh St. 0 of 4; Gust. Adolphus 1 of 8.

Penalties: Plattsburgh St. 10 (20 min); Gust. Adolphus 6 (12 min).

Goalies: Plattsburgh St., Carolyne Roy (59:55 minutes, 26 shots-24 saves), Empty Net (0:05, 1-0); Gust. Adolphus, Kara Meyer (60:00, 14-13).

Total time: 2:04.

Referee: Dan Lick; Asst. Ref.: Julie Piacentini; Justin Schwantes.

Win—Kara Meyer. Loss—Carolyne Roy.

**CHAMPIONSHIP
MARCH 19 AT ELMIRA**

Middlebury 4, Elmira 3				
Goals by Period	1	2	3	Total
Middlebury	0	1	3	4
Elmira	1	1	1	3

1st period: Elmira, Charissa Gawant (Stefanie McLean), 7:06 (power play). Penalties: Abby Kurtz-Phelan, Middlebury (hooking), 5:48; Julie Clune, Elmira (hooking), 10:27; Jackie Cohen, Middlebury (slashing), 15:53; Stacey Calic, Elmira (slashing), 18:31.

2nd period: Middlebury, Emily McNamara (Karen Levin), :52; Elmira, Laura Hurd (Stacey Calic, Lindsay Palmer), 16:59. Penalties: Shannon Tarrant, Middlebury (holding), 8:43; Shannon Sargent, Elmira (tripping), 17:18; Shannon Sargent, Elmira (tripping), 19:31.

3rd period: Middlebury, Emily Quizon (unassisted), :51 (power play); Middlebury, Gloria Velez (Jackie Cohen), 6:20; Middlebury, Emily Quizon (Lorna Gifis, Shannon Tarrant), 7:37; Elmira, Charissa Gawant (Sheena Calic), 14:59. Penalties: Shannon Sylvester, Middlebury (ok), 8:50; Danielle Wysomierski, Elmira (obstruction), 16:29.

Shots on goal: Middlebury 10-8-7 25; Elmira 5-8-9 22.

Power plays: Middlebury 1 of 5; Elmira 1 of 4.

Penalties: Middlebury 4 (8 min); Elmira 5 (10 min).

Goalies: Middlebury, Kate Kogut (60:00 minutes, 22 shots-19 saves); Elmira, Edith Racine (59:13, 25-21), Empty Net (0:47, 0-0).

Attendance: 2,335. Total time: 2:06.

Referee: Chuck Waimon; Asst. Ref.: Jeff Shie; Robin Taylor.

Win—Kate Kogut. Loss—Edith Racine.

History

Team Results

Year	Champion (Record)	Coach	Score	Runner-Up	Site	Championship Game Attendance	Championship Total Attendance
2002	Elmira (26-1-1)	Jamie Wood	2-1	Manhattanville	Elmira	1,100	6,154
2003	Elmira (23-4-2)	Jamie Wood	5-1	Manhattanville	Elmira	2,110	5,474
2004	Middlebury (23-4-0)	Bill Mandigo	2-1	Wis.-Stevens Point	Middlebury	635	3,010
2005	Middlebury (26-3-1)	Bill Mandigo	4-3	Elmira	Elmira	2,335	6,424

**Leading Scorers,
Year-by-Year**

Year	Player, School	G	A	P
2002	Lindsay Palmer, Elmira	2	5	7
2003	Kristin Sahlem, Manhattanville	3	1	4
	Mandy Stokes, Wis.-River Falls	1	3	4
2004	Jenn Clarke, Plattsburgh St.	2	2	4
2005	Jenn Clarke, Plattsburgh St.	2	4	6

Individual Records

ALL GAMES

GOALS

3—Laura Hurd, Elmira vs. Gust. Adolphus, 3-8-2002; Kenzie Stensland, Gust. Adolphus vs. Elmira, 3-8-2002; Elizabeth Gibson, Plattsburgh St. vs. Bowdoin, 3-12-2005.

GOALS, TOURNAMENT

4—Laura Hurd, Elmira (3 vs. Gust. Adolphus, 1 vs. Manhattanville), 2002; Charissa Gawant, Elmira (2 vs. Plattsburgh St., 2 vs. Middlebury), 2005; Elizabeth Gibson, Plattsburgh St. (3 vs. Bowdoin, 0

vs. Elmira, 1 vs. Gust. Adolphus), 2005; Andrea Peterson, Gust. Adolphus (2 vs. Wis.-Stevens Point, 1 vs. Middlebury, 1 vs. Plattsburgh St.), 2005; Emily Quizon, Middlebury (0 vs. Manhattanville, 2 vs. Gust. Adolphus, 2 vs. Elmira), 2005.

FASTEST OPENING-GAME GOAL

0:07—Elizabeth Gibson, Plattsburgh St. vs. Bowdoin, 3-12-2005.

FASTEST GOAL, START OF PERIOD

0:07—Elizabeth Gibson, Plattsburgh St. vs. Bowdoin, 3-12-2005 (first).

FASTEST CONSECUTIVE GOALS

2:28—Elizabeth Gibson, Plattsburgh St. vs. Bowdoin, 3-12-2005 (first period).

FASTEST HAT TRICK

26:21—Elizabeth Gibson, Plattsburgh St. vs. Bowdoin, 3-12-2005.

ASSISTS

4—Lindsay Palmer, Elmira vs. Gust. Adolphus, 3-5-2002.

ASSISTS, TOURNAMENT

5—Lindsay Palmer, Elmira (4 vs. Gust. Adolphus, 1 vs. Manhattanville), 2002.

POINTS

5—Lindsay Palmer (1 goal, 4 assists), Elmira vs. Gust. Adolphus, 3-5-2002; Jenn Clarke (2 goals, 3 assists), Plattsburgh St. vs. Bowdoin, 3-12-2005; Lorna Gifis (2 goals, 3 assists), Middlebury vs. Gust. Adolphus, 3-18-2005.

POINTS, TOURNAMENT

7—Lindsay Palmer (2 goals, 5 assists), Elmira, 2002.

PENALTIES

2—Many times.

SHUTOUTS, TOURNAMENT

1—Molly O'Donnell, Gust. Adolphus vs. St. Mary's (Minn.), 3-5-2002; Emily McKissock, Bowdoin vs. Middlebury, 3-15-2003; Kara Meyer, Gust. Adolphus vs. Wis.-Stevens Point, 3-12-2005.

SAVES

45—Monelle Quevillon, Williams vs. Manhattanville, 3-15-2003.

SAVES, PERIOD

25—Kate Kogut, Middlebury vs. Gust. Adolphus, 3-18-2005 (third).

SAVES, TOURNAMENT

92—Amy Statz, Wis.-Stevens Point (27 vs. Gust. Adolphus, 33 vs. Manhattanville, 32 vs. Middlebury), 2004.

CHAMPIONSHIP GAME**GOALS**

2—Emily Quizon, Middlebury vs. Elmira, 3-19-2005.

FASTEST GAME-OPENING GOAL

2:36—Ashley Howe, Wis.-Stevens Point vs. Middlebury, 3-20-2004.

FASTEST GOAL, START OF PERIOD

:46—Laura Hurd, Elmira vs. Manhattanville, 3-9-2002 (third).

FASTEST CONSECUTIVE GOALS

None.

FASTEST HAT TRICK

None.

ASSISTS

2—Jaclyn O'Neil, Elmira vs. Manhattanville, 3-22-2003; Amy Rudisill, Elmira vs. Manhattanville, 3-22-2003.

POINTS

2—Lindsay Palmer (1 goal, 1 assist), Elmira vs. Manhattanville, 3-9-2002; Laura Hurd (1 goal, 1 assist), Elmira vs. Manhattanville, 3-22-2003; Jaclyn O'Neil (0 goals, 2 assists), Elmira vs. Manhattanville, 3-22-2003; Amy Rudisill (0 goals, 2 assists), Elmira vs. Manhattanville, 3-22-2003; Emily Quizon (2 goals, 0 assists), Middlebury vs. Elmira, 3-19-2005.

PENALTIES

2—Lindsey Paulsrud, Manhattanville vs. Elmira, 3-9-2002; Sheena Calic, Elmira vs. Manhattanville, 3-22-2003; Ashley Howe, Wis.-Stevens Point vs. Middlebury, 3-20-2004; Shannon Sargent, Middlebury vs. Elmira, 3-19-2005.

FEWEST GOALS ALLOWED**(Must have played at least 50 minutes)**

1—Edith Racine, Elmira vs. Manhattanville, 3-9-2002; Renee Kirnan, Manhattanville vs. Elmira, 3-9-2002; Edith Racine, Elmira vs. Manhattanville, 3-22-2003; Kate Kogut, Middlebury vs. Wis.-Stevens Point, 3-20-2004.

SAVES

38—Edith Racine, Elmira vs. Manhattanville, 3-22-2003.

SAVES, PERIOD

15—Edith Racine, Elmira vs. Manhattanville, 3-22-2003 (second).

Team Records**ALL GAMES****GOALS**

9—Plattsburgh St. vs. Bowdoin, 3-12-2005.

GOALS, BOTH TEAMS

13—Elmira (8) vs. Gust. Adolphus (5), 3-8-2002; Plattsburgh St. (9) vs. Bowdoin (4), 3-12-2005.

GOALS, PERIOD

6—Plattsburgh St. vs. Bowdoin, 3-12-2005 (first).

GOALS, BOTH TEAMS, PERIOD

7—Plattsburgh St. (6) vs. Bowdoin (1), 3-12-2005 (first).

GOALS, TOURNAMENT

14—Middlebury (3 vs. Manhattanville [ot]), 7 vs. Gust. Adolphus, 4 vs. Elmira), 2005.

GOALS, LOSING TEAM

5—Gust. Adolphus vs. Elmira (8), 3-8-2002.

FEWEST GOALS

0—St. Mary's (Minn.) vs. Gust. Adolphus (2), 3-5-2002; Middlebury vs. Bowdoin (3), 3-15-2003; Wis.-Stevens Point vs. Gust. Adolphus (3), 3-12-2005.

FEWEST GOALS, BOTH TEAMS

2—St. Mary's (Minn.) (0) vs. Gust. Adolphus (2), 3-5-2002.

WINNING MARGIN

5—Plattsburgh St. (9) vs. Bowdoin (4), 3-12-2005.

FASTEST CONSECUTIVE GOALS

0:28—Middlebury (Gloria Velez, then Lorna Gifis), vs. Gust. Adolphus, 3-18-2005 (second period).

FASTEST CONSECUTIVE GOALS, BOTH TEAMS

0:06—Gust. Adolphus (Andrea Peterson), then Middlebury (Lorna Gifis), 3-18-2005 (third period).

ASSISTS

12—Plattsburgh St. vs. Bowdoin, 3-12-2005.

ASSISTS, BOTH TEAMS

18—Plattsburgh St. (12) vs. Bowdoin (6), 3-12-2005.

ASSISTS, TOURNAMENT

17—Middlebury (5 vs. Manhattanville [ot]), 8 vs. Gust. Adolphus, 4 vs. Elmira), 2005.

POINTS

21—Plattsburgh St. vs. Bowdoin, 3-12-2005 (nine goals, 12 assists).

POINTS, BOTH TEAMS

31—Plattsburgh St. [21 (nine goals, 12 assists)] vs. Bowdoin [10 (four goals, six assists)], 3-12-2005.

POINTS, TOURNAMENT

31—Middlebury (14 goals, 17 assists), 2005.

PENALTIES

10—Plattsburgh St. vs. Gust. Adolphus, 3-19-2005.

PENALTIES, BOTH TEAMS

16—Plattsburgh St. (10) vs. Gust. Adolphus (6), 3-19-2005.

FEWEST PENALTIES

0—Middlebury vs. Wis.-Stevens Point, 3-20-2004.

FEWEST PENALTIES, BOTH TEAMS

3—Bowdoin (2) vs. Manhattanville (1), 3-8-2002; Elmira (1) vs. Manhattanville (2), 3-9-2002; Middlebury (0) vs. Wis.-Stevens Point (3), 3-20-2004.

SHOTS ON GOAL

50—Manhattanville vs. Williams, 3-15-2003.

SHOTS ON GOAL, BOTH TEAMS

76—Middlebury (39) vs. Manhattanville (37), 3-11-2005 (ot).

SHOTS ON GOAL, PERIOD

27—Gust. Adolphus vs. Middlebury, 3-18-2005 (third).

SHOTS ON GOAL, BOTH TEAMS, PERIOD

31—Gust. Adolphus (27) vs. Middlebury (4), 3-18-2005 (third).

FEWEST SHOTS ON GOAL

7—Wis.-Stevens Point vs. Gust. Adolphus, 3-12-2005.

FEWEST SHOTS ON GOAL, BOTH TEAMS

30—Bowdoin (12) vs. Plattsburgh St. (18), 3-13-2004.

FEWEST SHOTS ON GOAL, REGULATION PERIOD

1—Wis.-Stevens Point vs. Gust. Adolphus, 3-12-2005 (first).

FEWEST SHOTS ON GOAL, BOTH TEAMS, REGULATION PERIOD

6—Bowdoin (3) vs. Plattsburgh St. (3), 3-13-2004 (third).

CHAMPIONSHIP GAME**GOALS**

5—Elmira vs. Manhattanville (1), 3-22-2003.

GOALS, BOTH TEAMS

7—Middlebury (4) vs. Elmira (3), 3-19-2005.

GOALS, PERIOD

3—Middlebury vs. Elmira, 3-19-2005 (third).

GOALS, BOTH TEAMS, PERIOD

4—Middlebury (3) vs. Elmira (1), 3-19-2005 (third).

GOALS, LOSING TEAM

3—Elmira vs. Middlebury (4), 3-19-2005.

FEWEST GOALS

1—Manhattanville vs. Elmira (2), 3-9-2002; Manhattanville vs. Elmira (5), 3-22-2003; Wis.-Stevens Point vs. Middlebury (2), 3-20-2004.

FEWEST GOALS, BOTH TEAMS

3—Elmira (2) vs. Manhattanville (1), 3-9-2002; Middlebury (2) vs. Wis.-Stevens Point (1), 3-20-2004.

WINNING MARGIN

4—Elmira (5) vs. Manhattanville (1), 3-22-2003.

FASTEST CONSECUTIVE GOALS

1:17—Middlebury (Gloria Velez, then Emily Quizon) vs. Elmira, 3-19-2005 (third period).

FASTEST CONSECUTIVE GOALS, BOTH TEAMS

:53—Elmira (Lindsay Palmer), then Manhattanville (Kristin Sahlem), 3-9-2002.

ASSISTS

9—Elmira vs. Manhattanville, 3-22-2003.

ASSISTS, BOTH TEAMS

10—Elmira (9) vs. Manhattanville (1), 3-22-2003.

POINTS

14—Elmira (five goals, nine assists) vs. Manhattanville, 3-22-2003.

POINTS, BOTH TEAMS

16—Elmira [14 (five goals, nine assists)] vs. Manhattanville [2 (one goal, one assist)], 3-22-2003.

PENALTIES

7—Elmira vs. Manhattanville, 3-22-2003.

PENALTIES, BOTH TEAMS

13—Elmira (7) vs. Manhattanville (6), 3-22-2003.

FEWEST PENALTIES

0—Middlebury vs. Wis.-Stevens Point, 3-20-2004.

FEWEST PENALTIES, BOTH TEAMS

3—Manhattanville (2) vs. Elmira (1), 3-9-2002; Middlebury (0) vs. Wis.-Stevens Point (3), 3-20-2004.

SHOTS ON GOAL

39—Manhattanville vs. Elmira, 3-22-2003.

SHOTS ON GOAL, BOTH TEAMS

68—Manhattanville (39) vs. Elmira (29), 3-22-2003.

SHOTS ON GOAL, PERIOD

16—Manhattanville vs. Elmira, 3-22-2003 (second).

SHOTS ON GOAL, BOTH TEAMS, PERIOD

26—Manhattanville (16) vs. Elmira (10), 3-22-2003 (second).

FEWEST SHOTS ON GOAL

15—Wis.-Stevens Point vs. Middlebury, 3-20-2004.

FEWEST SHOTS ON GOAL, BOTH TEAMS

47—Middlebury (25) vs. Elmira (22), 3-19-2005.

FEWEST SHOTS ON GOAL, REGULATION PERIOD

2—Wis.-Stevens Point vs. Middlebury, 3-20-2004 (first).

FEWEST SHOTS ON GOAL, BOTH TEAMS, REGULATION PERIOD

13—Middlebury (10) vs. Wis.-Stevens Point (3), 3-20-2004 (third).

Won-Lost-Tied Records in Tournament Play

Team (Years Participated)	Yrs.	Won	Lost	Tied	Pct.	1st	2nd	3rd	4th
Bowdoin (2002-03-04-05)	4	3	5	0	.375	0	0	1	1
Elmira (2002-03-04-05)	4	5	2	0	.714	2	1	0	0
Gust. Adolphus (2002-04-05)	3	4	3	0	.571	0	0	2	0
Manhattanville (2002-03-04-05)	4	3	5	0	.375	0	2	0	1
Middlebury (2002-03-04-05)	4	6	2	0	.750	2	0	0	0
Plattsburgh St. (2004-05)	2	3	3	0	.500	0	0	1	1
St. Mary's (Minn.) (2002)	1	0	1	0	.000	0	0	0	0
St. Thomas (Minn.) (2003)	1	0	1	0	.000	0	0	0	0
Williams (2003)	1	0	1	0	.000	0	0	0	0
Wis.-River Falls (2003)	1	1	2	0	.333	0	0	0	1
Wis.-Stevens Point (2004-05)	2	2	2	0	.500	0	1	0	0

All-Time Results

2002 First Round: Gust. Adolphus 2, St. Mary's (Minn.) 0; Bowdoin 2, Middlebury 1. **Semifinals:** Elmira 8, Gust. Adolphus 5; Manhattanville 2, Bowdoin 1 (ot). **Third Place:** Gust. Adolphus 2, Bowdoin 1. **Championship:** Elmira 2, Manhattanville 1.

2003 First Round: Wis.-River Falls 5, St. Thomas (Minn.) 1; Bowdoin 3, Middlebury 0; Manhattanville 5,

Williams 1. **Semifinals:** Manhattanville 4, Bowdoin 1; Elmira 2, Wis.-River Falls 1. **Third Place:** Bowdoin 4, Wis.-River Falls 2. **Championship:** Elmira 5, Manhattanville 1.

2004 First Round: Wis.-Stevens Point 3, Gust. Adolphus 2 (2 ot); Plattsburgh St. 2, Bowdoin 1; Middlebury 2, Elmira 1. **Semifinals:** Wis.-Stevens Point 4, Manhattanville 1; Middlebury 2, Plattsburgh St. 1. **Third Place:** Plattsburgh St. 4, Manhattanville 2. **Championship:** Middlebury 2, Wis.-Stevens Point 1.

2005 First Round: Plattsburgh St. 9, Bowdoin 4; Middlebury 3, Manhattanville 2 (ot); Gust. Adolphus 3, Wis.-Stevens Point 0. **Semifinals:** Elmira 4, Plattsburgh St. 3; Middlebury 7, Gust. Adolphus 3. **Third Place:** Gust. Adolphus 3, Plattsburgh St. 1. **Championship:** Middlebury 4, Elmira 3.

Women's Award Winners

Division I Awards 136
Division III Awards 136
Special Awards 137
Coaching Awards..... 138



Division I Awards

CCM All-America Teams

The CCM University Division all-America teams are sponsored by CCM, an international leader in hockey equipment, and chosen by members of the American Hockey Coaches Association.

2000-01

First Team

G—Erika Silva, Northeastern
D—Correne Bredin, Dartmouth
D—Courtney Kennedy, Minnesota
F—Jennifer Botterill, Harvard
F—Maria Rooth, Minn. Duluth
F—Tammy Shewchuk, Harvard

Second Team

G—Rachel Barrie, St. Lawrence
D—Isabelle Chartrand, St. Lawrence
D—Kerry Weiland, Wisconsin
F—Meghan Hunter, Wisconsin
F—Jessica Tabb, Providence
F—Brooke Whitney, Northeastern

2001-02

First Team

G—Tania Pinelli, Niagara
D—Ronda Curtin, Minnesota
D—Kerry Weiland, Wisconsin
F—Carly Haggard, Dartmouth
F—Maria Rooth, Minn. Duluth
F—Brooke Whitney, Northeastern

Second Team

G—Chanda Gunn, Northeastern
D—Kim Greene, Northeastern
D—Emma Laaksonen, Ohio St.
F—Nicole Corriero, Harvard
F—Meghan Hunter, Harvard
F—Kristy Zamora, Brown

2002-03

First Team

G—Jen Huggon, New Hampshire
D—Ronda Curtin, Minnesota
D—Angela Ruggiero, Harvard
F—Jennifer Botterill, Harvard
F—Natalie Darwitz, Minnesota
F—Jenny Potter, Minn. Duluth

Second Team

G—Rachel Barrie, St. Lawrence
D—Correne Bredin, Dartmouth
D—Kelli Halcisak, Providence
F—Julie Chu, Harvard

F—Maria Rooth, Minn. Duluth
F—Krissey Wendell, Minnesota

2003-04

First Team

G—Chanda Gunn, Northeastern
D—Kelli Halcisak, Providence
D—Angela Ruggiero, Harvard
F—Caroline Ouellette, Minn. Duluth
F—Jenny Potter, Minn. Duluth
F—Krissey Wendell, Minnesota

Second Team

G—Shari Vogt, Minn. St. Mankato
D—Carla MacLeod, Wisconsin
D—Julianne Vasichuk, Minn. Duluth
F—Nicole Corriero, Harvard
F—Natalie Darwitz, Minnesota
F—Gina Kingsbury, St. Lawrence



Photo by Dartmouth Sports Information

Dartmouth's Katie Weatherston earned Division I second-team all-America recognition in 2005.

2004-05

First Team

G—Desi Clark, Mercyhurst
D—Molly Engstrom, Wisconsin
D—Lyndsay Wall, Minnesota
F—Natalie Darwitz, Minnesota
F—Caroline Ouellette, Minn. Duluth
F—Krissey Wendell, Minnesota

Second Team

G—Jody Horak, Minnesota
D—Carla MacLeod, Wisconsin
D—Julianne Vasichuk, Minn. Duluth
F—Julie Chu, Harvard
F—Nicole Corriero, Harvard
F—Katie Weatherston, Dartmouth

Division I First-Team All-America by School

DARTMOUTH (2)

2001—Correne Bredin, D
2002—Carly Haggard, F

HARVARD (5)

2001—Jennifer Botterill, F
Tammy Shewchuk, F
2003—Jennifer Botterill, F
Angela Ruggiero, D
2004—Angela Ruggiero, D

MERCYHURST (1)

2005—Desi Clark, G

MINNESOTA (8)

2001—Courtney Kennedy, D
2002—Ronda Curtin, D
2003—Ronda Curtin, D
Natalie Darwitz, F
2004—Krissey Wendell, F
2005—Natalie Darwitz, F
Lyndsay Wall, D
Krissey Wendell, F

MINN. DULUTH (6)

2001—Maria Rooth, F
2002—Maria Rooth, F
2003—Jenny Potter, F
2004—Caroline Ouellette, F
Jenny Potter, F
2005—Caroline Ouellette, F

NEW HAMPSHIRE (1)

2003—Jen Huggon, G

NIAGARA (1)

2002—Tania Pinelli, G

NORTHEASTERN (3)

2001—Erika Silva, G
2002—Brooke Whitney, G
2004—Chanda Gunn, G

PROVIDENCE (1)

2004—Kelli Halcisak, D

WISCONSIN (2)

2002—Kerry Weiland, D
2005—Molly Engstrom, D

Division III Awards

CCM All-America Teams

The CCM College Division all-America teams are sponsored by CCM, an international leader in hockey equipment, and chosen by members of the American Hockey Coaches Association.

2001-02

East First Team

G—Nicole Elliott, Manhattanville
D—Catherine Elkins, Middlebury
D—Kristin Marie Anderson, Bowdoin
F—Shelly Chessie, Bowdoin
F—Laura Hurd, Elmira
F—Molly Wasserman, Williams

West First Team

G—Missie Meemken, St. Mary's (Minn.)
D—Lindsay Carlson, Wis.-Superior

D—Ellen Doyle, Gust. Adolphus
F—Sarah Moe, Gust. Adolphus
F—Ann Ninnemann, Wis.-Stevens Point
F—Melanie Salatino, Wis.-Superior

East Second Team

G—Karen Jamnik, Southern Me.
D—LeAnne Denman, Elmira
D—Jen Gorczynski, Rochester Inst.
F—Colleen Baude, Rochester Inst.
F—Amber Neil, Middlebury
F—Cherie Stewart, Manhattanville

2002-03

East First Team

G—Emily McKissock, Bowdoin
D—Beth Muir, Bowdoin
D—Amber Neil, Middlebury
F—Shelly Chessie, Bowdoin
F—Laura Hurd, Elmira
F—Angela Kapus, Middlebury

West First Team

G—Marlene Yaeger, Wis.-River Falls
D—Lindsay Carlson, Wis.-River Falls
D—Lindsay Weiher, St. Olaf
F—Lauren Chezick, Augsburg
F—Jackie Schmitt, Wis.-Stevens Point
F—Ali Slinden, Wis.-River Falls

East Second Team

G—Edith Racine, Elmira
D—LeAnne Denman, Elmira
D—Jen Gorczynski, Rochester Inst.
F—Holly Manning, Southern Me.
F—Amy Quirion, Manhattanville
F—Molly Wasserman, Williams

2003-04

East First Team

G—Rosina Schiff, Rensselaer
D—Jen Gorczynski, Rochester Inst.
D—Shannon Tarrant, Middlebury

F—Elizabeth Gibson, Plattsburgh St.
F—Laura Hurd, Elmira
F—Molly Wasserman, Williams

West First Team

G—Becky Kilpatrick, St. Thomas (Minn.)
D—Lindsay Carlson, Wis.-River Falls
D—Andrea Peterson, Gust. Adolphus
F—Annie Annunziato, Augsburg
F—Emily Kearns, St. Mary's (Minn.)
F—Erin Kegley, Wis.-Superior

East Second Team

G—Carolyne Roy, Plattsburgh St.
D—LeAnne Denman, Elmira
D—Erin O'Brien, Plattsburgh St.
F—Lorna Gifis, Middlebury
F—Emily Quizon, Middlebury
F—Amanda Zimecki, Manhattanville

2004-05**East First Team**

G—Edith Racine, Elmira
D—LeAnne Denman, Elmira
D—Erin O'Brien, Plattsburgh St.
F—Laura Hurd, Elmira
F—Emily Quizon, Middlebury
F—Cherie Stewart, Manhattanville

West First Team

G—Becky Kilpatrick, St. Thomas (Minn.)
D—Andrea Peterson, Gust. Adolphus
D—Jenny Wallace, Wis.-River Falls
F—Erin Kegley, Wis.-Superior
F—Jackie Schmitt, Wis.-Stevens Point
F—Laura Stypulkowski, Gust. Adolphus

East Second Team

G—Carolyne Roy, Plattsburgh St.
D—Shannon Tarrant, Middlebury
D—Ashley Trimble, Manhattanville
F—Elizabeth Gibson, Plattsburgh St.
F—Lorna Gifis, Middlebury
F—Julie Aho, Rensselaer

Division III First-Team All-America by School

AUGSBURG (2)

2003—Lauren Chezick
2004—Annie Annunziato

BOWDOIN (5)

2002—Kristin Marie Anderson
Shelly Chessie
2003—Emily McKissock
Beth Muir
Shelly Chessie

ELMIRA (6)

2002—Laura Hurd
2003—Laura Hurd
2004—Laura Hurd
2005—Edith Racine
LeAnne Denman
Laura Hurd

GUST. ADOLPHUS (5)

2002—Ellen Doyle
Sarah Moe
2004—Andrea Peterson
2005—Andrea Peterson
Laura Stypulkowski

MANHATTANVILLE (2)

2002—Nicole Elliott
2005—Cherie Stewart

MIDDLEBURY (5)

2002—Catherine Elkins
2003—Amber Neil
Angela Kapus
2004—Shannon Tarrant
2005—Emily Quizon

PLATTSBURGH ST. (2)

2004—Elizabeth Gibson
2005—Erin O'Brien

RENSSELAER (1)

2004—Rosina Schiff

ROCHESTER INST. (1)

2004—Jen Gorczynski

ST. MARY'S (MINN.) (2)

2002—Missie Meemken
2004—Emily Kearns

ST. OLAF (1)

2003—Lindsay Weier

ST. THOMAS (MINN.) (2)

2004—Becky Kilpatrick
2005—Becky Kilpatrick

WILLIAMS (2)

2002—Molly Wasserman
2004—Molly Wasserman

WIS.-RIVER FALLS (5)

2003—Marlene Yaeger
Lindsay Carlson
Ali Slinden
2004—Lindsay Carlson
2005—Jenny Wallace

WIS.-STEVENS POINT (3)

2002—Ann Ninnemann
2003—Jackie Schmitt
2005—Jackie Schmitt

WIS.-SUPERIOR (4)

2002—Lindsay Carlson
Melanie Salatino
2004—Erin Kegley
2005—Erin Kegley



Photo by Williams Sports Information

Molly Wasserman (front) of Williams is a two-time Division III first-team all-American.

Special Awards

PATTY KAZMAIER MEMORIAL AWARD

The award is presented annually by the USA Hockey Foundation to the top player in NCAA Division I women's ice hockey. The finalists are chosen by a 13-member selection committee comprised of NCAA Division I ice hockey coaches, representatives of the print and broadcast media, and a representative of USA Hockey, the national governing body for the sport of hockey in the United States.

Selection criteria for the Patty Kazmaier Memorial Award includes outstanding individual and team skills, sportsmanship, performance in the clutch, personal character, competitiveness, and a love of hockey. Consideration is also given to academic achievement and civic involvement. The award is supported in part by a grant from the National Hockey League Foundation.

Presented annually since 1998, the Patty Kazmaier Memorial Award is named in honor of the late Patty Kazmaier, a four-year varsity hockey letterwinner and three-time Ivy League champion with Princeton. Kazmaier-Sandt passed away in 1990 at the age of 28.

1998 Brandy Fisher, New Hampshire
1999 A.J. Mleczo, Harvard
2000 Ali Brewer, Brown
2001 Jennifer Botterill, Harvard
2002 Brooke Whitney, Northeastern
2003 Jennifer Botterill, Harvard
2004 Angela Ruggiero, Harvard
2005 Krissy Wendell, Minnesota

COLLEGE DIVISION PLAYER OF THE YEAR

Presented by the American Hockey Coaches Association.

2000 Sylvia Ryan, Middlebury, forward
2001 Michelle Labbe, Middlebury, forward
2002 Sarah Moe, Gust. Adolphus, forward
2003 Angela Kapus, Middlebury, forward/defense
2004 Molly Wasserman, Williams, forward
2005 Laura Hurd, Elmira, forward

Coaching Awards

AHCA Coach of the Year

The American Hockey Coaches Association Coach of the Year selections are made by members of the AHCA.

Division I


2001—Paul Flanagan, St. Lawrence
2002—Laura Halldorson, Minnesota
2003—Shannon Miller, Minn. Duluth
2004—Laura Halldorson, Minnesota
2005—Mike Sisti, Mercyhurst

Division III

2001—Bill Mandigo, Middlebury
2002—Jamie Wood, Elmira
2003—Michele Amidon, Bowdoin
2004—Bill Mandigo, Middlebury
2005—Bill Mandigo, Middlebury

Women's Coaching Records

All-Divisions Coaching Records.....	140
Winningest Coaches All-Time by Percentage	140
Winningest Coaches All-Time by Wins	140
Winningest Active Coaches by Percentage	140
Winningest Active Coaches by Wins	140
Division I Coaching Records.....	141
Winningest Active Coaches by Percentage	141
Winningest Active Coaches by Wins	141
Winningest Coaches All-Time by Percentage	141
Winningest Coaches All-Time by Wins	141
Division III Coaching Records.....	141
Winningest Active Coaches by Percentage	141
Winningest Active Coaches by Wins	142
Winningest Coaches All-Time by Percentage	142
Winningest Coaches All-Time by Wins	142



All-Divisions Coaching Records

Winningest Coaches All-Time by Percentage

(Minimum 10 years as a head coach; includes all victories as coach at a four-year institution)

Coach (Team[s], Years)	Yrs.	Won	Lost	Tied	Pct. #
1. Russ McCurdy (New Hampshire 1978-92)	15	264	36	10	.868
2. *Bill Mandigo (Middlebury 1989-05)	17	302	84	11	.775
3. Don MacLeod (Northeastern 1982-92)	11	210	60	6	.772
4. *Laura Halldorson (Colby 1990-96; Minnesota 1998-05)	15	285	119	29	.692
5. Karen Kay (New Hampshire 1993-02)	10	215	90	25	.689
6. *Katey Stone (Harvard 1995-05)	11	227	103	13	.681
7. *Digit Murphy (Brown 1990-05)	16	276	130	36	.665
8. George Crowe (Dartmouth 1987-98)	12	196	107	20	.638
9. John Marchetti (Providence 1981-94; Yale 1998-02)	19	292	173	26	.621
10. Bill Duthie (Cornell 1973-84)	12	135	85	5	.611
11. *Jill Pohilla (Augsburg 1996-05)	10	144	96	15	.594
12. John Dooley (Harvard 1982-94)	13	162	115	11	.582
13. *Heather Linstad (Northeastern 1993-00; Connecticut 2001-05)	13	211	152	48	.572
14. Bob Ewell (Colby 1979-85; Princeton 1986-91) ..	13	129	115	10	.528
15. Bernie McKinnon (St. Lawrence 1979-96)	18	170	164	14	.509
16. *Jackie Barto (Providence 1995-99; Ohio St. 2000-05)	11	159	165	31	.492
17. Steve Shea (Brown 1976-89)	14	115	128	10	.474
18. *Donna Wright (Wesleyan [Conn.] 1996-05) ..	10	99	124	18	.448
19. *Tom O'Malley (Boston College 1995-99; Wayne St. [Mich.] 2000-03; Sacred Heart 2004-05)	11	88	209	23	.311

*Active coach. #Ties computed as half win, half loss.

Winningest Coaches All-Time by Wins

(Minimum 10 years as a head coach; includes all victories as coach at a four-year institution)

Coach (Team[s], Years)	Yrs.	Won	Lost	Tied	Pct.*
1. *Bill Mandigo (Middlebury 1989-05)	17	302	84	11	.775
2. John Marchetti (Providence 1981-94; Yale 1998-02)	19	292	173	26	.621
3. *Laura Halldorson (Colby 1990-96; Minnesota 1998-05)	15	285	119	29	.692
4. *Digit Murphy (Brown 1990-05)	16	276	130	36	.665
5. Russ McCurdy (New Hampshire 1978-92)	15	264	36	10	.868
6. *Katey Stone (Harvard 1995-05)	11	227	103	13	.681
7. Karen Kay (New Hampshire 1993-02)	10	215	90	25	.689
8. *Heather Linstad (Northeastern 1993-00; Connecticut 2001-05)	13	211	152	48	.572
9. Don MacLeod (Northeastern 1982-92)	11	210	60	6	.772
10. George Crowe (Dartmouth 1987-98)	12	196	107	20	.638
11. Bernie McKinnon (St. Lawrence 1979-96)	18	170	164	14	.509
12. John Dooley (Harvard 1982-94)	13	162	115	11	.582
13. *Jackie Barto (Providence 1995-99; Ohio St. 2000-05)	11	159	165	31	.492
14. *Jill Pohilla (Augsburg 1996-05)	10	144	96	15	.594
15. Bill Duthie (Cornell 1973-84)	12	135	85	5	.611
16. Bob Ewell (Colby 1979-85; Princeton 1986-91) ..	13	129	115	10	.528
17. Steve Shea (Brown 1976-89)	14	115	128	10	.474
18. *Donna Wright (Wesleyan [Conn.] 1996-05) ..	10	99	124	18	.448
19. *Tom O'Malley (Boston College 1995-99; Wayne St. [Mich.] 2000-03; Sacred Heart 2004-05)	11	88	209	23	.311

*Active coach. #Ties computed as half win, half loss.

Winningest Active Coaches by Percentage

(Minimum 5 years as a head coach; includes all victories as coach at a four-year institution)

Coach, Team	Yrs.	Won	Lost	Tied	Pct.*
1. Shannon Miller, Minn. Duluth	6	154	37	17	.781
2. Bill Mandigo, Middlebury	17	302	84	11	.775
3. Mike Carroll, Gust. Adolphus	6	125	40	9	.744



Photo by Minnesota Duluth Sports Information

Shannon Miller has directed her Minnesota Duluth teams to three Division I championships. Miller is first among all active collegiate coaches in winning percentage at .781 (154-37-17).

Coach, Team	Yrs.	Won	Lost	Tied	Pct.*
4. Michele Amidon, Bowdoin	7	123	43	11	.726
5. Michael Sisti, Mercyhurst	6	140	51	11	.720
6. Laura Halldorson, Minnesota	15	285	119	29	.692
7. Paul Flanagan, St. Lawrence	6	142	60	18	.686
8. Katey Stone, Harvard	11	227	103	13	.681
9. Digit Murphy, Brown	16	276	130	36	.665
10. Kevin Gorg, St. Thomas (Minn.)	7	107	58	11	.639
11. Rick Seeley, Clarkson	5	83	45	13	.635
12. Bob Deraney, Providence	6	124	67	23	.633
13. Jill Pohilla, Augsburg	10	144	96	15	.594
14. David Venditti, Colby	5	67	45	11	.589
15. Joe Cranston, Wis.-River Falls	6	85	60	9	.581
16. Heather Linstad, Connecticut	13	211	152	48	.572
17. Jeff Kampersal, Princeton	9	135	113	21	.541
18. Margot Page, Niagara	7	110	106	20	.508

*Ties computed as half win, half loss.

Winningest Active Coaches by Wins

(Minimum 5 years as a head coach; includes all victories as coach at a four-year institution)

Coach, Team	Yrs.	Won	Lost	Tied	Pct.*
1. Bill Mandigo, Middlebury	17	302	84	11	.775
2. Laura Halldorson, Minnesota	15	285	119	29	.692
3. Digit Murphy, Brown	16	276	130	36	.665
4. Katey Stone, Harvard	11	227	103	13	.681
5. Heather Linstad, Connecticut	13	211	152	48	.572
6. Jackie Barto, Ohio St.	11	159	165	31	.492
7. Shannon Miller, Minn. Duluth	6	154	37	17	.781
8. Jill Pohilla, Augsburg	10	144	96	15	.594
9. Paul Flanagan, St. Lawrence	6	142	60	18	.686
10. Michael Sisti, Mercyhurst	6	140	51	11	.720
11. Jeff Kampersal, Princeton	9	135	113	21	.541
12. Mike Carroll, Gust. Adolphus	6	125	40	9	.744
13. Bob Deraney, Providence	6	124	67	23	.633
14. Michele Amidon, Bowdoin	7	123	43	11	.726
15. Margot Page, Niagara	7	110	106	20	.508
16. Kevin Gorg, St. Thomas (Minn.)	7	107	58	11	.639
17. Donna Wright, Wesleyan (Conn.)	10	99	124	18	.448
18. Tom O'Malley, Sacred Heart	11	88	209	23	.311
19. Joe Cranston, Wis.-River Falls	6	85	60	9	.581
20. Rick Seeley, Clarkson	5	83	45	13	.635
21. Adam Brinker, Findlay	5	71	82	13	.467
22. Jeff Vizenor, Minn. St. Mankato	6	68	97	22	.422
23. David Venditti, Colby	5	67	45	11	.589
24. Peter VanBuskirk, Holy Cross	5	58	60	7	.492

*Ties computed as half win, half loss.

Division I Coaching Records

Winningest Active Coaches

(Minimum five years as a Division I head coach; includes all victories as coach at a four-year institution.)

BY PERCENTAGE

Coach, Team	Yrs.	Won	Lost	Tied	Pct.*
1. Shannon Miller, Minn. Duluth	6	154	37	17	.781
2. Michael Sisti, Mercyhurst	6	140	51	11	.720
3. Laura Halldorson, Minnesota	15	285	119	29	.692
4. Paul Flanagan, St. Lawrence	6	142	60	18	.686
5. Katey Stone, Harvard	11	227	103	13	.681
6. Digit Murphy, Brown	16	276	130	36	.665
7. Bob Deraney, Providence	6	124	67	23	.633
8. Heather Linstad, Connecticut	13	211	152	48	.572
9. Jeff Kampersal, Princeton	9	135	113	21	.541
10. Margot Page, Niagara	7	110	106	20	.508
11. Jackie Barto, Ohio St.	11	159	165	31	.492
12. Adam Brinker, Findlay	5	71	82	13	.467
13. Michael Barrett, Quinnipiac	5	48	91	8	.354
14. Tom O'Malley, Sacred Heart	11	88	209	23	.311

*Ties computed as half win, half loss.

BY WINS

Coach, Team	Yrs.	Won	Lost	Tied	Pct.*
1. Laura Halldorson, Minnesota	15	285	119	29	.692
2. Digit Murphy, Brown	16	276	130	36	.665
3. Katey Stone, Harvard	11	227	103	13	.681
4. Heather Linstad, Connecticut	13	211	152	48	.572
5. Jackie Barto, Ohio St.	11	159	165	31	.492
6. Shannon Miller, Minn. Duluth	6	154	37	17	.781
7. Paul Flanagan, St. Lawrence	6	142	60	18	.686
8. Michael Sisti, Mercyhurst	6	140	51	11	.720
9. Jeff Kampersal, Princeton	9	135	113	21	.541
10. Bob Deraney, Providence	6	124	67	23	.633
11. Margot Page, Niagara	7	110	106	20	.508
12. Tom O'Malley, Sacred Heart	11	88	209	23	.311
13. Adam Brinker, Findlay	5	71	82	13	.467
14. Michael Barrett, Quinnipiac	5	48	91	8	.354

*Ties computed as half win, half loss.

Winningest Coaches All-Time

(Minimum 10 years as a Division I head coach; includes all victories as coach at a four-year institution.)

BY PERCENTAGE

Coach (Team, Years)	Yrs.	Won	Lost	Tied	Pct.*
1. Russ McCurdy (New Hampshire 1978-92)	15	264	36	10	.868
2. Don MacLeod (Northeastern 1982-92)	11	210	60	6	.772
3. Karen Kay (New Hampshire 1993-02)	10	215	90	25	.689
4. *Katey Stone (Harvard 1995-05)	11	227	103	13	.681
5. *Digit Murphy (Brown 1990-05)	16	276	130	36	.665
6. George Crowe (Dartmouth 1987-98)	12	196	107	20	.638
7. John Marchetti (Providence 1981-94; Yale 1998-02)	19	292	173	26	.621
8. Bill Duthie (Cornell 1973-84)	12	135	85	5	.611
9. John Dooley (Harvard 1982-94)	13	162	115	11	.582
10. *Heather Linstad (Northeastern 1993-00; Connecticut 2001-05)	13	211	152	48	.572

*Active coach. #Ties computed as half win, half loss.

BY WINS

Coach (Team, Years)	Yrs.	Won	Lost	Tied	Pct.*
1. John Marchetti (Providence 1981-94; Yale 1998-02)	19	292	173	26	.621
2. *Digit Murphy (Brown 1990-05)	16	276	130	36	.665
3. Russ McCurdy (New Hampshire 1978-92)	15	264	36	10	.868
4. *Katey Stone (Harvard 1995-05)	11	227	103	13	.681
5. Karen Kay (New Hampshire 1993-02)	10	215	90	25	.689
6. *Heather Linstad (Northeastern 1993-00; Connecticut 2001-05)	13	211	152	48	.572
7. Don MacLeod (Northeastern 1982-92)	11	210	60	6	.772
8. George Crowe (Dartmouth 1987-98)	12	196	107	20	.638
9. Bernie McKinnon (St. Lawrence 1979-96)	18	170	164	14	.509
10. John Dooley (Harvard 1982-94)	13	162	115	11	.582

*Active coach. #Ties computed as half win, half loss.

Division III Coaching Records

Winningest Active Coaches

(Minimum five years as a Division III head coach; includes all victories as coach at a four-year institution.)

BY PERCENTAGE

Coach, Team	Yrs.	Won	Lost	Tied	Pct.*
1. Bill Mandigo, Middlebury	17	302	84	11	.775
2. Mike Carroll, Gust. Adolphus	6	125	40	9	.744
3. Michele Amidon, Bowdoin	7	123	43	11	.726
4. Kevin Gorg, St. Thomas (Minn.)	7	107	58	11	.639
5. Jill Pohilla, Augsburg	10	144	96	15	.594
6. David Venditti, Colby	5	67	45	11	.589
7. Joe Cranston, Wis.-River Falls	6	85	60	9	.581
8. Peter VanBuskirk, Holy Cross	5	58	60	7	.492
9. Donna Wright, Wesleyan (Conn.)	10	99	124	18	.448
10. Susan Bryant, Hamilton	5	50	63	5	.445
11. Bob Filighera, Buffalo St.	7	49	80	12	.390
12. Mike Collins, Wis.-Eau Claire	5	42	73	8	.374
13. Kim Hokanson, Cortland St.	5	31	70	5	.316
14. Jeff Palmer, Bethel (Minn.)	6	31	94	5	.258
15. Chris Donovan, St. Michael's	5	15	84	1	.155

*Ties computed as half win, half loss.



Photo by Gustavus Adolphus Sports Information

In six years, Gustavus Adolphus head coach Mike Carroll has racked up 125 victories and a winning percentage of .744. Carroll is second in winning percentage and third in wins among active Division III coaches.

BY WINS

Coach, Team	Yrs.	Won	Lost	Tied	Pct.*
1. Bill Mandigo, Middlebury	17	302	84	11	.775
2. Jill Pohntilla, Augsburg	10	144	96	15	.594
3. Mike Carroll, Gust. Adolphus	6	125	40	9	.744
4. Michele Amidon, Bowdoin	7	123	43	11	.726
5. Kevin Gorg, St. Thomas (Minn.)	7	107	58	11	.639
6. Donna Wright, Wesleyan (Conn.)	10	99	124	18	.448
7. Joe Cranston, Wis.-River Falls	6	85	60	9	.581
8. David Venditti, Colby	5	67	45	11	.589
9. Peter VanBuskirk, Holy Cross	5	58	60	7	.492
10. Susan Bryant, Hamilton	5	50	63	5	.445
11. Bob Filighera, Buffalo St.	7	49	80	12	.390
12. Mike Collins, Wis.-Eau Claire	5	42	73	8	.374
13. Kim Hokanson, Cortland St.	5	31	70	5	.316
14. Jeff Palmer, Bethel (Minn.)	6	31	94	5	.258
15. Chris Donovan, St. Michael's	5	15	84	1	.155

*Ties computed as half win, half loss.

Winningest Coaches All-Time

(Minimum 10 years as a head coach at an NCAA Division III school.)

BY PERCENTAGE

Coach (Team, Years)	Yrs.	Won	Lost	Tied	Pct.#
1. *Bill Mandigo (Middlebury 1989-05)	17	302	84	11	.775
2. *Jill Pohntilla (Augsburg 1996-05)	10	144	96	15	.594
3. *Donna Wright (Wesleyan [Conn.] 1996-05) ..	10	99	124	18	.448

*Active coach. #Ties computed as half win, half loss.

BY WINS

Coach (Team, Years)	Yrs.	Won	Lost	Tied	Pct.#
1. *Bill Mandigo (Middlebury 1989-05)	17	302	84	11	.775
2. *Jill Pohntilla (Augsburg 1996-05)	10	144	96	15	.594
3. *Donna Wright (Wesleyan [Conn.] 1996-05) ..	10	99	124	18	.448

*Active coach. #Ties computed as half win, half loss.

2005 Women's Statistical Leaders

Division I Individual Leaders	144
Division I Team Leaders	145
Division III Individual Leaders	147
Division III Team Leaders	148



2005 Division I Individual Leaders

POINTS PER GAME

Player, Team	Cl.	Games	Goals	Asst.	Pts.	Avg.
1. Natalie Darwitz, Minnesota	Jr.	40	42	72	114	2.85
2. Krissy Wendell, Minnesota	Jr.	40	43	61	104	2.60
3. Nicole Corriero, Harvard	Sr.	36	59	32	91	2.53
4. Caroline Ouellette, Minn. Duluth	Sr.	33	32	48	80	2.42
5. Sarah Vaillancourt, Harvard	Fr.	29	25	42	67	2.31
6. Cherie Piper, Dartmouth	Jr.	28	23	37	60	2.14
7. Julie Chu, Harvard	Jr.	33	13	57	70	2.12
8. Noemie Marin, Minn. Duluth	So.	29	30	26	56	1.93
9. Kelly Stephens, Minnesota	Sr.	40	33	43	76	1.90
10. Karen Thatcher, Providence	Jr.	32	25	33	58	1.81
11. Katie Weatherston, Dartmouth	Jr.	31	38	15	53	1.71
12. Rebecca Russell, St. Lawrence	Sr.	41	32	38	70	1.71
13. Michelle Panella, Sacred Heart	So.	25	29	13	42	1.68
14. Ashley Riggs, Niagara	Fr.	32	29	22	51	1.59
15. Rush Zimmerman, Providence	Sr.	37	26	31	57	1.54
16. Nicole Hekle, New Hampshire	So.	35	19	33	52	1.49
17. Jana Harrigan, Ohio St.	Jr.	37	16	38	54	1.46
18. Tiffany Hagge, Dartmouth	Jr.	33	27	21	48	1.45
19. Gillian Apps, Dartmouth	Jr.	29	16	26	42	1.45
20. Sara Bauer, Wisconsin	So.	38	26	29	55	1.45

GOALS PER GAME

Player, Team	Cl.	Games	Goals	Avg.
1. Nicole Corriero, Harvard	Sr.	36	59	1.64
2. Katie Weatherston, Dartmouth	Jr.	31	38	1.23
3. Michelle Panella, Sacred Heart	So.	25	29	1.16
4. Krissy Wendell, Minnesota	Jr.	40	43	1.08
5. Natalie Darwitz, Minnesota	Jr.	40	42	1.05
6. Noemie Marin, Minn. Duluth	So.	29	30	1.03
7. Caroline Ouellette, Minn. Duluth	Sr.	33	32	0.97
8. Ashley Riggs, Niagara	Fr.	32	29	0.91
9. Sarah Vaillancourt, Harvard	Fr.	29	25	0.86
10. Kelly Stephens, Minnesota	Sr.	40	33	0.83
11. Cherie Piper, Dartmouth	Jr.	28	23	0.82
12. Tiffany Hagge, Dartmouth	Jr.	33	27	0.82
13. Jeni Creary, Ohio St.	Sr.	37	29	0.78
14. Karen Thatcher, Providence	Jr.	32	25	0.78
15. Rebecca Russell, St. Lawrence	Sr.	41	32	0.78
16. Jessica Koizumi, Minn. Duluth	So.	32	24	0.75
17. Jaclyn Hawkins, Connecticut	Fr.	34	25	0.74
18. Rush Zimmerman, Providence	Sr.	37	26	0.70
19. Sara Bauer, Wisconsin	So.	38	26	0.68
20. Stephanie Jones, New Hampshire	Sr.	35	23	0.66



Photo by Sacred Heart Sports Information

Michelle Panella (22) of Sacred Heart put the puck past opponents' goalies 29 times in 25 games last season to place third in Division I with 1.16 goals per game.

ASSISTS PER GAME

Player, Team	Cl.	Games	Assists	Avg.
1. Natalie Darwitz, Minnesota	Jr.	40	72	1.80
2. Julie Chu, Harvard	Jr.	33	57	1.73
3. Krissy Wendell, Minnesota	Jr.	40	61	1.53
4. Caroline Ouellette, Minn. Duluth	Sr.	33	48	1.45
5. Sarah Vaillancourt, Harvard	Fr.	29	42	1.45
6. Cherie Piper, Dartmouth	Jr.	28	37	1.32
7. Kelly Stephens, Minnesota	Sr.	40	43	1.08
8. Karen Thatcher, Providence	Jr.	32	33	1.03

Player, Team	Cl.	Games	Assists	Avg.
9. Jana Harrigan, Ohio St.	Jr.	37	38	1.03
10. Nicole Hekle, New Hampshire	So.	35	33	0.94
11. Rebecca Russell, St. Lawrence	Sr.	41	38	0.93
12. Gillian Apps, Dartmouth	Jr.	29	26	0.90
Noemie Marin, Minn. Duluth	So.	29	26	0.90
14. Ashley Banfield, Harvard	Sr.	36	32	0.89
Nicole Corriero, Harvard	Sr.	36	32	0.89
16. Meagan Walton, Dartmouth	Sr.	33	29	0.88
17. Lyndsay Wall, Minnesota	So.	39	34	0.87
18. Teresa Marchese, Mercyhurst	Sr.	37	32	0.86
19. Rush Zimmerman, Providence	Sr.	37	31	0.84
20. Lindsay Hansen, New Hampshire	Jr.	35	29	0.83

POWER-PLAY GOALS

Player, Team	Cl.	Games	PPG
1. Nicole Corriero, Harvard	Sr.	36	24
2. Noemie Marin, Minn. Duluth	So.	29	16
Kelly Stephens, Minnesota	Sr.	40	16
4. Katie Weatherston, Dartmouth	Jr.	31	15
Jeni Creary, Ohio St.	Sr.	37	15
6. Sarah Vaillancourt, Harvard	Fr.	29	14
Krissy Wendell, Minnesota	Jr.	40	14
8. Karen Thatcher, Providence	Jr.	32	13
9. Deborah Spillane, Boston College	Fr.	34	12
Lyndsay Wall, Minnesota	So.	39	12
Rebecca Russell, St. Lawrence	Sr.	41	12
12. Tiffany Hagge, Dartmouth	Jr.	33	11
Caroline Ouellette, Minn. Duluth	Sr.	33	11
Molly Engstrom, Wisconsin	Sr.	38	11
15. Cherie Piper, Dartmouth	Jr.	28	10
Kim Pearce, Princeton	So.	31	10
Rush Zimmerman, Providence	Sr.	37	10
Bobbi Ross, Minnesota	Fr.	40	10
19. Cami Wooster, North Dakota	Fr.	31	9
Ashley Riggs, Niagara	Fr.	32	9
Emilie Berlinguette, St. Lawrence	Jr.	39	9
Natalie Darwitz, Minnesota	Jr.	40	9

SHORT-HANDED GOALS

Player, Team	Cl.	Games	SHG
1. Krissy Wendell, Minnesota	Jr.	40	7
2. Ashley Riggs, Niagara	Fr.	32	6
3. Natalie Darwitz, Minnesota	Jr.	40	5
4. Caroline Ouellette, Minn. Duluth	Sr.	33	3
Michelle Panella, Sacred Heart	So.	25	3
Katie Weatherston, Dartmouth	Jr.	31	3
7. Gillian Apps, Dartmouth	Jr.	29	2
Stefanie Bourbeau, Mercyhurst	So.	37	2
Nicole Corriero, Harvard	Sr.	36	2
Lindsay Dellow, Mercyhurst	Sr.	37	2
Katie Gray, Niagara	So.	32	2
Chelsea Grills, St. Lawrence	So.	32	2
Jessica Link, Brown	Sr.	28	2
Carla MacLeod, Wisconsin	Sr.	35	2
Teresa Marchese, Mercyhurst	Sr.	37	2
Noemie Marin, Minn. Duluth	So.	29	2
Sara McDonald, Mercyhurst	Sr.	33	2
Megan McLeod, Connecticut	Sr.	35	2
Andrea Nichols, Minnesota	So.	40	2
Elise Nichols, Union (N.Y.)	So.	29	2
Tiffany Owens, Connecticut	Sr.	36	2
Bobbi Ross, Minnesota	Fr.	40	2
Rebecca Russell, St. Lawrence	Sr.	41	2
Kelly Stephens, Minnesota	Sr.	40	2

GAME-WINNING GOALS

Player, Team	Cl.	Games	GWG
1. Nicole Corriero, Harvard	Sr.	36	11
2. Natalie Darwitz, Minnesota	Jr.	40	9
Caroline Ouellette, Minn. Duluth	Sr.	33	9
Krissy Wendell, Minnesota	Jr.	40	9
5. Amanda Barre, Colgate	Sr.	35	6
Sara Bauer, Wisconsin	So.	38	6
Stefanie Bourbeau, Mercyhurst	So.	37	6
Jeni Creary, Ohio St.	Sr.	37	6
Sabrina Harbec, St. Lawrence	Fr.	37	6
Cherie Piper, Dartmouth	Jr.	28	6
Ashley Riggs, Niagara	Fr.	32	6
Rebecca Russell, St. Lawrence	Sr.	41	6
Sarah Vaillancourt, Harvard	Fr.	29	6

Player, Team	Cl.	Games	GWG
Katie Weatherston, Dartmouth	Jr.	31	6
15. Mally Engstrom, Wisconsin	Sr.	38	5
Jackie Friesen, Wisconsin	Sr.	38	5
Tiffany Hagge, Dartmouth	Jr.	33	5
Stephanie Jones, New Hampshire	Sr.	35	5
Ashley King, Wayne St. (Mich.)	Fr.	32	5
Teresa Marchese, Mercyhurst	Sr.	37	5
Kim Pearce, Princeton	So.	31	5
Kelly Stephens, Minnesota	Sr.	40	5
Karen Thatcher, Providence	Jr.	32	5

SAVE PERCENTAGE

Player, Team	Cl.	GA	Saves	Pct.
1. Riitta Schaublin, Minn. Duluth	So.	39	638	.942
2. Desirae Clark, Mercyhurst	Sr.	32	504	.940
3. Nikki Rudy, Niagara	Fr.	36	498	.933
4. Brook Wheeler, Colgate	So.	27	363	.931
5. Allison Rutledge, Niagara	So.	38	499	.929
6. Jess Moffatt, St. Lawrence	Jr.	34	444	.929
7. Roxanne Gaudiel, Princeton	Jr.	57	713	.926
8. Kaitlyn Shain, Connecticut	Jr.	56	682	.924
9. Kami Cote, Vermont	Sr.	90	1,092	.924
10. Jody Horak, Minnesota	Sr.	41	497	.924
11. Meaghan Guckian, St. Lawrence	Fr.	47	565	.923
12. Kira McDonald, Clarkson	So.	62	689	.917
13. Emily Brookshaw, Bemidji St.	Fr.	43	475	.917
14. Meghan Horras, Wisconsin	Jr.	49	525	.915
15. Laura Brennan, Minn. St. Mankato	So.	53	561	.914
16. Stephanie Boulay, Sacred Heart	So.	69	729	.914
17. Melissa Bourdon, New Hampshire	So.	58	606	.913
18. Ali Boe, Harvard	Jr.	55	573	.912
19. Brittini Kehler, Minn. St. Mankato	Fr.	46	463	.910
20. O'Hara Shipe, Brown	Fr.	33	329	.909

GOALS-AGAINST AVERAGE

Player, Team	Cl.	Mins.	GA	GA Avg.
1. Desirae Clark, Mercyhurst	Sr.	1,538	32	1.25
2. Jody Horak, Minnesota	Sr.	1,691	41	1.45
3. Riitta Schaublin, Minn. Duluth	So.	1,545	39	1.51

Player, Team	Cl.	Mins.	GA	GA Avg.
4. Meghan Horras, Wisconsin	Jr.	1,688	49	1.74
5. Brook Wheeler, Colgate	So.	919	27	1.76
6. Ali Boe, Harvard	Jr.	1,776	55	1.86
7. Roxanne Gaudiel, Princeton	Jr.	1,808	57	1.89
8. Christine Capuano, Dartmouth	So.	840	27	1.93
9. Melissa Bourdon, New Hampshire	So.	1,747	58	1.99
10. Jess Moffatt, St. Lawrence	Jr.	1,017	34	2.00
11. Nikki Rudy, Niagara	Fr.	1,020	36	2.12
12. Allison Rutledge, Niagara	So.	1,031	38	2.21
13. Meaghan Guckian, St. Lawrence	Fr.	1,271	47	2.22
14. Kira McDonald, Clarkson	So.	1,650	62	2.25
15. Kaitlyn Shain, Connecticut	Jr.	1,482	56	2.27
16. O'Hara Shipe, Brown	Fr.	850	33	2.33
17. Rachel Gettings, Maine	So.	1,864	73	2.35
18. Rebecca Lahar, Colgate	Sr.	1,183	48	2.43
19. Valery Turcotte, Wayne St. (Mich.)	Fr.	1,179	49	2.49
20. Emily Brookshaw, Bemidji St.	Fr.	1,035	43	2.49

GOALIE WINNING PERCENTAGE

Name, Team	Cl.	W-L-T	Pct.*
1. Jody Horak, Minnesota	Sr.	24-2-2	.893
2. Christine Capuano, Dartmouth	So.	12-2-0	.857
3. Riitta Schaublin, Minn. Duluth	So.	20-4-1	.820
4. Ali Boe, Harvard	Jr.	22-6-2	.767
5. Jess Moffatt, St. Lawrence	Jr.	11-3-3	.735
6. Meghan Horras, Wisconsin	Jr.	20-7-1	.732
7. Melissa Bourdon, New Hampshire	So.	18-6-4	.714
Meaghan Guckian, St. Lawrence	Fr.	14-5-2	.714
Kate Lane, Dartmouth	Jr.	15-6-0	.714
10. Desirae Clark, Mercyhurst	Sr.	16-7-2	.680
11. Amy Thomas, Providence	Sr.	20-10-5	.643
12. Allison Rutledge, Niagara	So.	9-6-2	.588
13. Roxanne Gaudiel, Princeton	Jr.	15-10-5	.583
Kaitlyn Shain, Connecticut	Jr.	12-8-4	.583
15. Erika Vanderveer, Ohio St.	So.	10-8-2	.550
16. Brook Wheeler, Colgate	So.	6-5-4	.533
17. Sarah Love, Yale	Jr.	14-13-1	.518
18. Rebecca Lahar, Colgate	Sr.	10-10-0	.500

*Ties computed as half win, half loss.

STATISTICAL LEADERS

2005 Division I Team Statistics

SCORING OFFENSE

Team	Games	Goals	Avg.
1. Minnesota	40	197	4.93
2. Wisconsin	38	170	4.47
3. Dartmouth	35	155	4.43
4. Harvard	36	159	4.42
5. Minn. Duluth	34	131	3.85
6. Mercyhurst	37	137	3.70
7. New Hampshire	35	119	3.40
8. St. Lawrence	41	133	3.24
9. Providence	37	118	3.19
10. Sacred Heart	26	76	2.92
11. Niagara	34	95	2.79
12. Princeton	31	84	2.71
13. Ohio St.	37	99	2.68
14. Connecticut	36	95	2.64
15. Brown	32	83	2.59
16. Yale	32	81	2.53
17. Maine	32	79	2.47
18. Colgate	35	82	2.34
19. Boston College	34	75	2.21
20. Wayne St. (Mich.)	33	71	2.15
21. North Dakota	35	74	2.11
22. Clarkson	36	71	1.97
23. Bemidji St.	34	66	1.94
24. Cornell	28	53	1.89
25. St. Cloud St.	35	63	1.80
26. Northeastern	32	56	1.75
27. Union (N.Y.)	33	54	1.64
28. Quinnipiac	33	53	1.61
29. Minn. St. Mankato	35	54	1.54
30. Vermont	34	37	1.09

SCORING MARGIN PER GAME

Team	Games	Goals	GA	Margin/Gm.
1. Minnesota	40	197	53	3.60
2. Wisconsin	38	170	57	2.97
3. Mercyhurst	37	137	42	2.57
4. Harvard	36	159	67	2.56
5. Minn. Duluth	34	131	54	2.26
6. Dartmouth	35	155	82	2.09
7. New Hampshire	35	119	66	1.51
8. St. Lawrence	41	133	84	1.20
9. Princeton	31	84	60	0.77
10. Niagara	34	95	74	0.62
11. Providence	37	118	99	0.51
12. Brown	32	83	73	0.31
13. Connecticut	36	95	86	0.25
14. Colgate	35	82	75	0.20
15. Maine	32	79	75	0.13
16. Yale	32	81	84	-0.09
17. Clarkson	36	71	77	-0.17
18. Sacred Heart	26	76	88	-0.46
19. Ohio St.	37	99	123	-0.65
20. Wayne St. (Mich.)	33	71	96	-0.76
21. Boston College	34	75	116	-1.21
22. Minn. St. Mankato	35	54	99	-1.29
23. Bemidji St.	34	66	111	-1.32
24. Vermont	28	37	90	-1.56
25. St. Cloud St.	35	63	120	-1.63
26. Cornell	28	53	106	-1.89
27. North Dakota	35	74	142	-1.94
28. Northeastern	32	56	128	-2.25
29. Quinnipiac	33	53	129	-2.30
30. Union (N.Y.)	33	54	181	-3.85

SCORING DEFENSE

Team	Games	GA	Avg.
1. Mercyhurst	37	42	1.14
2. Minnesota	40	53	1.33
3. Wisconsin	38	57	1.50
4. Minn. Duluth	34	54	1.59
5. Harvard	36	67	1.86
6. New Hampshire	35	66	1.89
7. Princeton	31	60	1.94
8. St. Lawrence	41	84	2.05
9. Clarkson	36	77	2.14
10. Colgate	35	75	2.14
11. Niagara	34	74	2.18
12. Brown	32	73	2.28
13. Dartmouth	35	82	2.34
14. Maine	32	75	2.34
15. Connecticut	36	86	2.39
16. Yale	32	84	2.63
17. Vermont	34	90	2.65
18. Providence	37	99	2.68
19. Minn. St. Mankato	35	99	2.83
20. Wayne St. (Mich.)	33	96	2.91
21. Bemidji St.	34	111	3.26
22. Ohio St.	37	123	3.32
23. Sacred Heart	26	88	3.38
24. Boston College	34	116	3.41
25. St. Cloud St.	35	120	3.43
26. Cornell	28	106	3.79
27. Quinnipiac	33	129	3.91
28. Northeastern	32	128	4.00
29. North Dakota	35	142	4.06
30. Union (N.Y.)	33	181	5.48

POWER-PLAY PERCENTAGE

Team	PPG	PP Att.	Pct.
1. Minnesota70	226	.310
2. Harvard60	233	.258
3. Dartmouth55	227	.242
4. Minn. Duluth51	224	.228
5. Wisconsin44	195	.226
6. Boston College39	194	.201
7. Mercyhurst46	233	.197
8. Princeton32	173	.185
9. Providence43	234	.184
10. New Hampshire40	221	.181
11. Brown28	157	.178
12. Ohio St.35	198	.177
13. Connecticut39	233	.167
14. Sacred Heart19	121	.157
15. St. Lawrence43	281	.153
16. Niagara25	172	.145
17. Clarkson26	179	.145
18. Colgate30	207	.145
19. Bemidji St.22	162	.136
20. Yale20	154	.130
21. North Dakota22	182	.121
22. Northeastern21	181	.116
23. Wayne St. (Mich.)17	149	.114
24. St. Cloud St.19	175	.109
25. Maine21	196	.107
26. Minn. St. Mankato19	194	.098
27. Cornell10	103	.097
28. Union (N.Y.)13	169	.077
29. Vermont13	184	.071
30. Quinnipiac15	228	.066

PENALTY-KILL PERCENTAGE

Team	Opp. PPG	Opp. PP Att.	Pct.
1. Minn. Duluth16	206	.922
2. Mercyhurst19	223	.915
3. New Hampshire21	210	.900
4. Harvard23	212	.892
5. Minnesota25	228	.890
6. Brown20	174	.885
7. Niagara29	241	.880
8. Wisconsin26	206	.874
9. Providence31	241	.871
10. Princeton21	162	.870
11. Colgate26	197	.868
12. Maine27	188	.856
13. Yale27	184	.853
14. Connecticut30	191	.843
15. St. Lawrence40	254	.843
16. Dartmouth33	209	.842
17. Clarkson22	135	.837
18. Minn. St. Mankato42	240	.825
19. Vermont35	184	.810
20. Wayne St. (Mich.)28	146	.808
21. Boston College36	187	.807
22. Sacred Heart20	103	.806
23. Northeastern44	218	.798
24. Quinnipiac44	212	.792
25. St. Cloud St.39	179	.782
26. Ohio St.40	180	.778
27. Bemidji St.31	134	.769
28. North Dakota51	218	.766
29. Union (N.Y.)41	175	.766
30. Cornell43	140	.693

WINNING PERCENTAGE

Team	W-L-T	Pct.*
1. Minnesota	36-2-2	.925
2. Minn. Duluth	26-6-2	.794
3. Mercyhurst	28-7-2	.784
4. Dartmouth	27-8-0	.771
5. Harvard	26-7-3	.764
6. Wisconsin	28-9-1	.750
7. St. Lawrence	28-8-5	.744
8. New Hampshire	21-8-6	.686
9. Providence	21-11-5	.635
10. Princeton	16-10-5	.597
11. Connecticut	16-12-8	.556
12. Yale	16-15-1	.516
13. Niagara	16-15-3	.515
14. Colgate	16-15-4	.514
15. Ohio St.	17-17-3	.500
Brown	15-15-2	.500
17. Maine	14-15-3	.484
18. Clarkson	13-17-6	.444
19. Wayne St. (Mich.)	13-17-3	.439
20. Sacred Heart	10-15-1	.404
21. Boston College	10-20-4	.353
22. Minn. St. Mankato	9-20-6	.343
23. St. Cloud St.	9-22-4	.314
24. North Dakota	9-23-3	.300
25. Bemidji St.	9-23-2	.294
26. Vermont	5-26-3	.191
27. Quinnipiac	5-26-2	.182
28. Union (N.Y.)	5-27-1	.167
29. Cornell	3-22-3	.161
30. Northeastern	3-25-4	.156

*Ties computed as half win, half loss.

2005 Division III Individual Leaders

POINTS PER GAME

Player, Team	Cl.	Games	Goals	Asst.	Pts.	Avg.
1. Laura Hurd, Elmira	Sr.	28	25	33	58	2.07
2. Andrea Peterson, Gust. Adolphus	So.	30	32	29	61	2.03
3. Emily Quizon, Middlebury	Jr.	30	20	38	58	1.93
4. Cherie Stewart, Manhattanville	Sr.	28	29	23	52	1.86
5. Erin Kegley, Wis.-Superior	So.	23	25	15	40	1.74
6. Kelly Crandall, Gust. Adolphus	So.	30	22	30	52	1.73
7. Lorna Gifis, Middlebury	Sr.	30	27	22	49	1.63
8. Laura Stypulkowski, Gust. Adolphus	Sr.	30	17	32	49	1.63
9. Meghan Gillis, Bowdoin	So.	26	21	21	42	1.62
10. Elizabeth Gibson, Plattsburgh St.	Sr.	29	23	23	46	1.59
11. Molly Doyle, Gust. Adolphus	Fr.	30	18	27	45	1.50
12. Jaclyn O'Neil, Elmira	Jr.	28	13	28	41	1.46
13. Zoe Baldwin, Hamilton	Jr.	25	23	13	36	1.44
14. Kristen Cameron, Bowdoin	Fr.	26	21	16	37	1.42
15. Andrea Ciarletta, Mass.-Boston	So.	25	20	15	35	1.40
Abby Greenbaum, Castleton St.	Fr.	25	21	14	35	1.40
17. Jessica Zimmerman, Manhattanville	Fr.	28	21	18	39	1.39
18. Stacy Anderson, Augsburg	So.	26	18	18	36	1.38
19. Jenn Clarke, Plattsburgh St.	Jr.	29	18	21	39	1.34
20. Lindsay Boeser, St. Olaf	Fr.	25	14	19	33	1.32

GOALS PER GAME

Player, Team	Cl.	Games	Goals	Avg.
1. Erin Kegley, Wis.-Superior	So.	23	25	1.09
2. Andrea Peterson, Gust. Adolphus	So.	30	32	1.07
3. Cherie Stewart, Manhattanville	Sr.	28	29	1.04
4. Zoe Baldwin, Hamilton	Jr.	25	23	0.92
5. Lorna Gifis, Middlebury	Sr.	30	27	0.90
6. Laura Hurd, Elmira	Sr.	28	25	0.89
7. Melanie Drake, St. Thomas (Minn.)	Jr.	27	23	0.85
8. Susannah Brokl, St. Olaf	Fr.	25	21	0.84
Abby Greenbaum, Castleton St.	Fr.	25	21	0.84
10. Julie Aho, Rensselaer	So.	27	22	0.81
11. Kristen Cameron, Bowdoin	Fr.	26	21	0.81
13. Andrea Ciarletta, Mass.-Boston	So.	25	20	0.80
14. Elizabeth Gibson, Plattsburgh St.	Sr.	29	23	0.79
15. Jennifer Mulick, Manhattanville	Sr.	28	22	0.79
16. Heather DeVito, Colby	Sr.	21	16	0.76
17. Jocci Cookson, Augsburg	Jr.	24	18	0.75
Jessica Zimmerman, Manhattanville	Fr.	28	21	0.75
19. Kelly Crandall, Gust. Adolphus	So.	30	22	0.73
20. Stacy Anderson, Augsburg	So.	26	18	0.69

ASSISTS PER GAME

Player, Team	Cl.	Games	Assists	Avg.
1. Emily Quizon, Middlebury	Jr.	30	38	1.27
2. Laura Hurd, Elmira	Sr.	28	33	1.18
3. Laura Stypulkowski, Gust. Adolphus	Sr.	30	32	1.07
4. Kelly Crandall, Gust. Adolphus	So.	30	30	1.00
Jaclyn O'Neil, Elmira	Jr.	28	28	1.00
6. Andrea Peterson, Gust. Adolphus	So.	30	29	0.97
7. Molly Doyle, Gust. Adolphus	Fr.	30	27	0.90
8. Marissa O'Neil, Bowdoin	Sr.	26	23	0.88
9. Cherie Stewart, Manhattanville	Sr.	28	23	0.82
10. Meghan Gillis, Bowdoin	So.	26	21	0.81
Melynda Kleewein, Augsburg	Sr.	26	21	0.81
12. Elizabeth Gibson, Plattsburgh St.	Sr.	29	23	0.79
13. Karen Levin, Middlebury	Fr.	28	22	0.79
14. Jami Grasby, Manhattanville	Jr.	27	21	0.78
Allison Turgeon, St. Thomas (Minn.)	So.	27	21	0.78
16. Lindsay Boeser, St. Olaf	Fr.	25	19	0.76
17. Lindsay Palmer, Elmira	Sr.	24	18	0.75
18. Lorna Gifis, Middlebury	Sr.	30	22	0.73
19. Jenn Clarke, Plattsburgh St.	Jr.	29	21	0.72
20. Nicole Blais, Manhattanville	Sr.	28	20	0.71

POWER-PLAY GOALS

Player, Team	Cl.	Games	PPG
1. Lorna Gifis, Middlebury	Sr.	30	10
2. Kelly Crandall, Gust. Adolphus	So.	30	9
3. Janae Fabini, St. Olaf	So.	25	8
4. Melanie Drake, St. Thomas (Minn.)	Jr.	27	7
Jessica Temesy, Manhattanville	Jr.	28	7
Andrea Peterson, Gust. Adolphus	So.	30	7
Emily Quizon, Middlebury	Jr.	30	7
8. Heather DeVito, Colby	Sr.	21	6
9. Erin Kegley, Wis.-Superior	So.	23	6
Renee Sisti, Amherst	Jr.	25	6

Player, Team

Player, Team	Cl.	Games	PPG
Jenny Wallace, Wis.-River Falls	So.	25	6
Stacy Anderson, Augsburg	So.	26	6
Ann Ninnemann, Wis.-Stevens Point	Sr.	26	6
Stacey McConnell, Rochester Inst.	So.	27	6
Alysia Park, Rochester Inst.	Sr.	27	6
Laura Hurd, Elmira	Sr.	28	6
Jennifer Mulick, Manhattanville	Sr.	28	6
Elizabeth Gibson, Plattsburgh St.	Sr.	29	6
Laura Stypulkowski, Gust. Adolphus	Sr.	30	6
20. 14 players with 5			



Middlebury's Lorna Gifis topped Division III in power-play goals in the 2004-05 season with 10.

SHORT-HANDED GOALS

Player, Team	Cl.	Games	SHG
1. Elizabeth Gibson, Plattsburgh St.	Sr.	29	5
2. Lindsay Boeser, St. Olaf	Fr.	25	4
Sarah Daniel, Rensselaer	So.	27	4
Ingrid Neve, Gust. Adolphus	So.	30	4
5. Julie Aho, Rensselaer	So.	27	3
Molly Doyle, Gust. Adolphus	Fr.	30	3
Judy Ellis, Cortland St.	So.	20	3
8. Stacy Anderson, Augsburg	So.	26	2
Susannah Brokl, St. Olaf	Fr.	25	2
Jocci Cookson, Augsburg	Jr.	24	2
Kelly Crumb, Cortland St.	Fr.	19	2
Danielle Darisse, Salve Regina	Sr.	25	2
Courtney DeHoey, Lake Forest	Fr.	23	2
Heather DeVito, Colby	Sr.	21	2
Carolyn Fauteux, Neumann	Fr.	19	2
Jessie Garner, Manhattanville	Jr.	28	2
Amy Glaeser, St. Benedict	Sr.	23	2
Halley Grabar, Castleton St.	Jr.	25	2
Jami Grasby, Manhattanville	Jr.	27	2
Laura Hurd, Elmira	Sr.	28	2
Lindsay Jones, Middlebury	Sr.	29	2
Samantha May, Neumann	Fr.	19	2
Lou Paulson, Wis.-River Falls	Jr.	25	2
Andrea Peterson, Gust. Adolphus	So.	30	2
Tanaya Reitz, St. Thomas (Minn.)	Jr.	27	2
Gigi Stender, Williams	Sr.	25	2
Laura Suppes, Wis.-Eau Claire	So.	25	2
Deanna Wiegand, Utica	So.	25	2
Molly Zogby, Southern Me.	Sr.	22	2

GAME-WINNING GOALS

Player, Team	Cl.	Games	GWG
1. Laura Hurd, Elmira	Sr.	28	8
Andrea Peterson, Gust. Adolphus	So.	30	8
3. Kristen Cameron, Bowdoin	Fr.	26	7
Melanie Drake, St. Thomas (Minn.)	Jr.	27	7
5. Stacy Anderson, Augsburg	So.	26	6
Jenn Clarke, Plattsburgh St.	Jr.	29	6
Lorna Gifis, Middlebury	Sr.	30	6
8. Zoe Baldwin, Hamilton	Jr.	25	5
Kelly Hurlley, Wis.-River Falls	So.	20	5
Erin Kegley, Wis.-Superior	So.	23	5
Jamie Longo, Plattsburgh St.	Fr.	29	5

Photo by Middlebury Sports Information

Player, Team	Cl.	Games	GWG
Cherie Stewart, Manhattanville	Sr.	28	5
Brooke Thompson, Rensselaer	Fr.	27	5
14. Susannah Brokl, St. Olaf	Fr.	25	4
Molly Doyle, Gust. Adolphus	Fr.	30	4
Ashley Howe, Wis.-Stevens Point	Sr.	26	4
Jill McCann, Neumann	Fr.	18	4
Ingrid Neve, Gust. Adolphus	So.	30	4
Ann Ninemann, Wis.-Stevens Point	Sr.	26	4
Jaclyn O'Neil, Elmira	Jr.	28	4
Alysia Park, Rochester Inst.	Sr.	27	4
Emily Guizon, Middlebury	Jr.	30	4
Isabelle Richard, Rochester Inst.	Fr.	27	4
Jackie Schmitt, Wis.-Stevens Point	Sr.	26	4

SAVE PERCENTAGE
(Min. 33 percent of team minutes played)

Player, Team	Cl.	GA	Saves	Pct.
1. Liane Ortis, Manhattanville	Fr.	8	154	.951
2. Becky Kilpatrick, St. Thomas (Minn.)	Jr.	17	302	.947
3. Nicole Elliott, Manhattanville	Sr.	20	318	.941
4. Katie Jetland, St. Thomas (Minn.)	So.	18	260	.935
5. Edith Racine, Elmira	Sr.	27	377	.933
6. Jackie Parker, New England Col.	So.	47	643	.932
7. Marlene Yaeger, Wis.-River Falls	Sr.	30	401	.930
8. Nikki Jung, St. Mary's (Minn.)	So.	50	642	.928
9. Kate Kogut, Middlebury	Jr.	37	473	.927
10. Rosina Schiff, Rensselaer	Jr.	29	370	.927
11. Amy Statz, Wis.-Stevens Point	So.	30	381	.927
12. Sally Bevis, Lake Forest	So.	46	582	.927
13. Carolyne Roy, Plattsburgh St.	Sr.	34	408	.923
14. Nicki Werner, Rochester Inst.	Fr.	29	342	.922
15. Lauren Voran, Neumann	Jr.	31	363	.921
16. Denise McCulloch, Williams	Fr.	30	332	.917
17. Kristin Sundet, Williams	Fr.	18	197	.916
18. Gabby Petrill, Connecticut Col.	Jr.	75	806	.915
19. Shannon Annesetti, Buffalo St.	Fr.	30	317	.914
20. Maggie Carmany, Mass.-Boston	Fr.	43	453	.913

GOALS-AGAINST AVERAGE
(Min. 33 percent of team minutes played)

Player, Team	Cl.	Mins.	GA	GA Avg.
1. Liane Ortis, Manhattanville	Fr.	580	8	0.83
2. Becky Kilpatrick, St. Thomas (Minn.)	Jr.	912	17	1.12

Player, Team	Cl.	Mins.	GA	GA Avg.
3. Nicole Elliott, Manhattanville	Sr.	1,014	20	1.18
4. Amy Statz, Wis.-Stevens Point	So.	1,392	30	1.29
5. Edith Racine, Elmira	Sr.	1,174	27	1.38
6. Katie Jetland, St. Thomas (Minn.)	So.	742	18	1.46
7. Kristin Sundet, Williams	Fr.	718	18	1.50
8. Carolyne Roy, Plattsburgh St.	Sr.	1,331	34	1.53
9. Kate Kogut, Middlebury	Jr.	1,404	37	1.58
10. Rosina Schiff, Rensselaer	Jr.	1,070	29	1.63
11. Cat MacEachern, Bowdoin	Jr.	1,574	44	1.68
12. Kara Meyer, Gust. Adolphus	So.	1,079	31	1.72
13. Kristy Faechner, Wis.-Superior	Jr.	1,168	36	1.85
14. Marlene Yaeger, Wis.-River Falls	Sr.	941	30	1.91
15. Amber Lindner, Wis.-River Falls	So.	548	19	2.08
16. Breanna Dobbe, Rochester Inst.	Fr.	805	28	2.09
17. Jill Arendt, Wis.-Eau Claire	Fr.	1,423	50	2.11
18. Kerry Rollwagon, St. Olaf	Sr.	853	30	2.11
19. Denise McCulloch, Williams	Fr.	850	30	2.12
20. Nicki Werner, Rochester Inst.	Fr.	820	29	2.12

GOALIE WINNING PERCENTAGE

Name, Team	Cl.	W-L-T	Pct.*
1. Liane Ortis, Manhattanville	Fr.	9-1-0	.900
2. Amy Statz, Wis.-Stevens Point	So.	20-3-1	.854
3. Kate Kogut, Middlebury	Jr.	19-3-1	.848
4. Katie Jetland, St. Thomas (Minn.)	So.	10-2-0	.833
5. Kara Meyer, Gust. Adolphus	So.	14-3-1	.806
6. Becky Kilpatrick, St. Thomas (Minn.)	Jr.	11-2-2	.800
Edith Racine, Elmira	Sr.	16-4-0	.800
8. Cat MacEachern, Bowdoin	Jr.	20-5-1	.788
9. Nicole Elliott, Manhattanville	Sr.	12-3-2	.765
10. Breanna Dobbe, Rochester Inst.	Fr.	9-3-1	.731
11. Carolyne Roy, Plattsburgh St.	Sr.	14-6-1	.690
12. Rosina Schiff, Rensselaer	Jr.	13-6-0	.684
13. Amber Lindner, Wis.-River Falls	So.	6-3-0	.667
Kerry Rollwagon, St. Olaf	Sr.	10-5-0	.667
15. Kristin Sundet, Williams	Fr.	8-4-1	.654
16. Nicki Werner, Rochester Inst.	Fr.	9-5-0	.643
17. Kristy Faechner, Wis.-Superior	Jr.	11-6-2	.632
18. Jill Arendt, Wis.-Eau Claire	Fr.	15-9-1	.620
19. Kelly Fillmore, Cortland St.	Sr.	6-4-0	.600
20. Andrea Smith, St. Olaf	Sr.	5-4-1	.550

*Ties computed as half win, half loss.

2005 Division III Team Statistics

SCORING OFFENSE

Team	Games	Goals	Avg.
1. Manhattanville	28	168	6.00
2. Gust. Adolphus	30	154	5.13
3. St. Thomas (Minn.)	27	136	5.04
4. Middlebury	30	143	4.77
5. Elmira	28	130	4.64
6. Bowdoin	26	120	4.62
7. Plattsburgh St.	29	133	4.59
8. Rensselaer	27	122	4.52
9. Neumann	19	74	3.89
10. Wis.-Stevens Point	26	96	3.69
11. Rochester Inst.	27	98	3.63
12. New England Col.	26	94	3.62
13. Cortland St.	20	70	3.50
14. Wis.-Superior	25	84	3.36
15. Mass.-Boston	25	82	3.28
16. Williams	36	85	3.27
17. Wis.-Eau Claire	25	81	3.24
Utica	25	81	3.24
19. St. Olaf	25	77	3.08
20. Augsburg	26	75	2.88
21. Wis.-River Falls	25	71	2.84
22. Hamilton	25	70	2.80
23. Buffalo St.	19	50	2.63
24. Lake Forest	23	54	2.35
25. Amherst	25	58	2.32
26. St. Benedict	23	52	2.26
27. Trinity (Conn.)	23	51	2.22
28. Castleton St.	25	55	2.20

Team	Games	Goals	Avg.
29. Finlandia	21	44	2.10
30. Southern Me.	25	52	2.08
31. Salve Regina	25	48	1.92
32. Colby	21	40	1.90
33. Wesleyan (Conn.)	23	41	1.78
34. Bethel (Minn.)	21	37	1.76
35. St. Mary's (Minn.)	27	47	1.74
36. Concordia-M'head	24	40	1.67
37. MIT	16	24	1.50
38. Hamline	24	33	1.38
39. Connecticut Col.	24	32	1.33
40. St. Catherine	23	30	1.30
41. Chatham	20	25	1.25

SCORING MARGIN PER GAME

Team	Games	Goals	GA	Margin/Gm.
1. Manhattanville	28	168	31	4.89
2. Gust. Adolphus	30	154	41	3.77
3. St. Thomas (Minn.)	27	136	36	3.70
4. Elmira	28	130	36	3.36
5. Middlebury	30	143	44	3.30
6. Rensselaer	27	122	33	3.30
7. Plattsburgh St.	29	133	39	3.24
8. Bowdoin	26	120	44	2.92
9. Wis.-Stevens Point	26	96	32	2.46
10. Rochester Inst.	27	98	57	1.52
11. Neumann	19	74	47	1.42
12. Wis.-Superior	25	84	51	1.32
13. Williams	26	85	51	1.31

Team	Games	Goals	GA	Margin/Gm.
14. Wis.-Eau Claire	25	81	54	1.08
15. Wis.-River Falls	25	71	49	0.88
16. Utica	25	81	62	0.76
17. New England Col.	26	94	79	0.58
18. St. Olaf	25	77	64	0.52
19. Augsburg	26	75	65	0.38
20. Cortland St.	20	70	63	0.35
21. Lake Forest	23	54	51	0.13
22. Mass.-Boston	25	82	80	0.08
23. Hamilton	25	70	80	-0.40
24. Buffalo St.	19	50	60	-0.53
25. St. Mary's (Minn.)	27	47	71	-0.89
26. Amherst	25	58	81	-0.92
27. Colby	21	40	62	-1.05
28. St. Benedict	23	52	90	-1.65
29. Trinity (Conn.)	23	51	92	-1.78
30. Connecticut Col.	24	32	76	-1.83
31. Southern Me.	25	52	99	-1.88
32. Finlandia	21	44	84	-1.90
33. Concordia-M'head	24	40	89	-2.04
34. Bethel (Minn.)	21	37	80	-2.05
35. Wesleyan (Conn.)	23	41	102	-2.65
36. St. Catherine	23	30	111	-3.52
37. Hamline	24	33	128	-3.96
38. Salve Regina	25	48	152	-4.16
39. MIT	16	24	98	-4.63
40. Castleton St.	25	55	175	-4.80
41. Chatham	20	25	185	-8.00

SCORING DEFENSE

Team	Games	GA	Avg.
1. Manhattanville	28	31	1.11
2. Rensselaer	27	33	1.22
3. Wis.-Stevens Point	26	32	1.23
4. Elmira	28	36	1.29
5. St. Thomas (Minn.)	27	36	1.33
6. Plattsburgh St.	29	39	1.34
7. Gust. Adolphus	30	41	1.37
8. Middlebury	30	44	1.47
9. Bowdoin	26	44	1.69
10. Wis.-River Falls	25	49	1.96
11. Williams	26	51	1.96
12. Wis.-Superior	25	51	2.04
13. Rochester Inst.	27	57	2.11
14. Wis.-Eau Claire	25	54	2.16
15. Lake Forest	23	51	2.22
16. Neumann	19	47	2.47
17. Utica	25	62	2.48
18. Augsburg	26	65	2.50
19. St. Olaf	25	64	2.56
20. St. Mary's (Minn.)	27	71	2.63
21. Colby	21	62	2.95
22. New England Col.	26	79	3.04
23. Cortland St.	20	63	3.15
24. Buffalo St.	19	60	3.16
25. Connecticut Col.	24	76	3.17
26. Hamilton	25	80	3.20
27. Mass.-Boston	25	80	3.20
28. Amherst	25	81	3.24
29. Concordia-M'head	24	89	3.71
30. Bethel (Minn.)	21	80	3.81
31. St. Benedict	23	90	3.91
32. Southern Me.	25	99	3.96
33. Trinity (Conn.)	23	92	4.00
34. Finlandia	21	84	4.00
35. Wesleyan (Conn.)	23	102	4.43
36. St. Catherine	23	111	4.83
37. Hamline	24	128	5.33
38. Salve Regina	25	152	6.08
39. MIT	16	98	6.13
40. Castleton St.	25	175	7.00
41. Chatham	20	185	9.25

POWER-PLAY PERCENTAGE

Team	PPG	PP Att.	Pct.
1. Middlebury	42	156	.269
2. St. Thomas (Minn.)	29	120	.242
3. St. Olaf	31	139	.223
4. Rensselaer	25	122	.205
5. Elmira	22	111	.198
6. Manhattanville	31	160	.194
7. Wis.-Stevens Point	23	120	.192
8. Plattsburgh St.	30	158	.190

Team	PPG	PP Att.	Pct.
9. Gust. Adolphus	32	170	.188
10. Rochester Inst.	24	134	.179
11. Wis.-Superior	19	109	.174
12. Utica	20	115	.174
13. Williams	16	97	.165
14. Bowdoin	19	119	.160
15. Mass.-Boston	21	133	.158
16. New England Col.	24	156	.154
17. Lake Forest	14	92	.152
18. Neumann	15	99	.152
19. Wis.-River Falls	19	126	.151
20. Augsburg	22	149	.148
21. St. Mary's (Minn.)	18	125	.144
22. Buffalo St.	16	112	.143
23. Amherst	15	109	.138
24. Hamilton	12	91	.132
25. St. Catherine	12	92	.130
26. Wis.-Eau Claire	15	117	.128
27. Trinity (Conn.)	11	90	.122
28. Hamline	13	107	.121
29. Colby	12	100	.120
30. Wesleyan (Conn.)	10	90	.111
31. Cortland St.	13	120	.108
32. Concordia-M'head	12	113	.106
33. MIT	7	73	.096
34. Salve Regina	12	126	.095
35. Connecticut Col.	13	137	.095
36. Finlandia	11	120	.092
37. Southern Me.	10	128	.078
38. St. Benedict	9	116	.078
39. Chatham	5	74	.068
40. Castleton St.	9	138	.065
41. Bethel (Minn.)	5	85	.059

PENALTY-KILL PERCENTAGE

Team	Opp. PPG	Opp. PP Att.	Pct.
1. Gust. Adolphus	5	131	.962
2. Plattsburgh St.	7	144	.951
3. St. Thomas (Minn.)	7	144	.951
4. Manhattanville	9	164	.945
5. Rensselaer	7	116	.940
6. St. Olaf	9	122	.926
7. Elmira	11	132	.917
8. Middlebury	11	131	.916
9. Bowdoin	15	162	.907
10. Wis.-Eau Claire	10	106	.906
11. Wis.-River Falls	13	134	.903
12. Connecticut Col.	10	96	.896
13. Utica	19	175	.891
14. Williams	12	110	.891
15. Rochester Inst.	17	155	.890
16. Wis.-Stevens Point	15	116	.871
17. Neumann	14	107	.869
18. St. Mary's (Minn.)	20	150	.867
19. MIT	7	51	.863
20. Wis.-Superior	19	138	.862
21. Augsburg	14	101	.861
22. Southern Me.	24	162	.852
23. Lake Forest	18	117	.846
24. New England Col.	17	110	.845
25. Buffalo St.	15	91	.835
26. St. Benedict	24	130	.815
27. Trinity (Conn.)	11	59	.814
28. Mass.-Boston	25	134	.813
29. Cortland St.	23	122	.811
30. St. Catherine	14	72	.806
31. Amherst	21	100	.790
32. Hamilton	24	114	.789
33. Concordia-M'head	21	97	.784
34. Salve Regina	35	160	.781
35. Castleton St.	32	143	.776
36. Finlandia	25	106	.764
37. Wesleyan (Conn.)	30	118	.746
38. Hamline	38	144	.736
39. Colby	21	74	.716
40. Bethel (Minn.)	30	93	.677
41. Chatham	30	68	.559

WINNING PERCENTAGE


Team	W-L-T	Pct.*
1. Middlebury	26-3-1	.883
2. Wis.-Stevens Point	22-3-1	.865
3. Elmira	24-4-0	.857

Team	W-L-T	Pct.*	Team	W-L-T	Pct.*
4. Gust. Adolphus.....	25-4-1	.850	24. Mass.-Boston	10-14-1	.420
5. Manhattanville	22-4-2	.821	Amherst	8-12-5	.420
6. St. Thomas (Minn.)	21-4-2	.815	26. Trinity (Conn.).....	9-13-1	.413
7. Bowdoin	20-5-1	.788	27. Colby	7-11-3	.405
8. Rensselaer	21-6-0	.778	28. Bethel (Minn.)	6-13-2	.333
9. Plattsburgh St.	21-7-1	.741	29. St. Benedict	7-16-0	.304
10. Rochester Inst.	18-8-1	.685	30. Buffalo St.	5-13-1	.289
11. Wis.-Superior	15-8-2	.640	31. Connecticut Col.	5-17-2	.250
12. St. Olaf	15-9-1	.620	32. Southern Me.	5-18-2	.240
Wis.-Eau Claire	15-9-1	.620	33. Concordia-M'head	4-18-2	.208
14. Neumann.....	10-7-2	.579	34. Hamline	4-19-1	.188
15. Williams	14-10-2	.577	MIT	3-13-0	.188
16. Utica	13-10-2	.560	36. Salve Regina	3-19-3	.180
17. Augsburg	13-10-3	.558	37. Finlandia	3-17-1	.167
18. Wis.-River Falls	13-12-0	.520	38. Wesleyan (Conn.).....	3-19-1	.152
19. Lake Forest	8-9-6	.478	39. Castleton St.	3-22-0	.120
20. St. Mary's (Minn.)	11-13-3	.463	40. St. Catherine	2-20-1	.109
21. New England Col.	11-13-2	.462	41. Chatham	0-17-0	.000
22. Hamilton	10-12-3	.460			
23. Cortland St.	9-11-0	.450			

*Ties computed as half win, half loss.

2005 Women's Conference Standings

Division I Conference Standings.....	152
Division III Conference Standings.....	152



2005 Division I Conference Standings

COLLEGE HOCKEY AMERICA

Team	Conference				Full Season			
	W	L	T	Pct.	W	L	T	Pct.
Mercyhurst.....	11	0	1	.958	28	7	2	.784
Niagara.....	6	5	1	.542	16	15	3	.515
Wayne St. (Mich.).....	6	6	0	.500	13	17	3	.439
Quinnipiac.....	0	12	0	.000	5	26	2	.182

EASTERN COLLEGE ATHLETIC CONFERENCE

Team	Conference				Full Season			
	W	L	T	Pct.	W	L	T	Pct.
Harvard.....	17	1	2	.900	26	7	3	.764
Dartmouth.....	16	4	0	.800	27	8	0	.771
St. Lawrence.....	14	3	3	.775	28	8	5	.744
Yale.....	12	7	1	.625	16	15	1	.516
Princeton.....	10	7	3	.575	16	10	5	.597
Brown.....	11	8	1	.575	15	15	2	.500
Colgate.....	9	7	4	.550	16	15	4	.514
Clarkson.....	7	12	1	.375	13	17	6	.444
Cornell.....	3	16	1	.175	3	22	3	.161
Vermont.....	3	17	0	.150	5	26	3	.191
Union (N.Y.).....	0	20	0	.000	5	27	1	.167

HOCKEY EAST CONFERENCE

Team	Conference				Full Season			
	W	L	T	Pct.	W	L	T	Pct.
Providence.....	14	4	2	.750	21	11	5	.635
New Hampshire.....	13	3	4	.750	21	8	6	.686
Connecticut.....	11	5	4	.650	16	12	8	.556
Boston College.....	6	11	3	.375	10	20	4	.353
Maine.....	5	13	2	.300	14	15	3	.484
Northeastern.....	2	15	3	.175	3	25	4	.156

IVY LEAGUE

Team	Conference				Full Season			
	W	L	T	Pct.	W	L	T	Pct.
Harvard.....	8	1	1	.850	26	7	3	.764
Dartmouth.....	7	3	0	.700	27	8	0	.771
Yale.....	5	4	1	.550	16	15	1	.516
Princeton.....	4	5	1	.450	16	10	5	.597
Brown.....	4	5	1	.450	15	15	2	.500
Cornell.....	0	10	0	.000	3	22	3	.161

WESTERN COLLEGIATE HOCKEY ASSOCIATION

Team	Conference				Full Season			
	W	L	T	Pct.	W	L	T	Pct.
Minnesota.....	25	1	2	.929	36	2	2	.925
Minn. Duluth.....	22	4	2	.821	26	6	2	.794
Wisconsin.....	20	7	1	.732	28	9	1	.750
Ohio St.....	12	15	1	.446	17	17	3	.500
Minn. St. Mankato.....	8	17	3	.339	9	20	6	.343
St. Cloud St.....	7	18	3	.304	9	22	4	.314
North Dakota.....	6	21	1	.232	9	23	3	.300
Bemidji St.....	5	22	1	.196	9	24	2	.286

INDEPENDENT

Team	Full Season			
	W	L	T	Pct.
Sacred Heart.....	10	15	1	.404

2005 Division III Conference Standings

EASTERN COLLEGE ATHLETIC CONFERENCE WOMEN'S EAST

Team	Conference				Full Season			
	W	L	T	Pct.	W	L	T	Pct.
Manhattanville.....	18	1	0	.947	22	4	2	.821
Rensselaer.....	17	2	0	.895	21	6	0	.778
Rochester Inst.....	15	4	0	.789	18	8	1	.685
New England Col.....	10	7	2	.579	11	13	2	.462
Holy Cross.....	9	9	1	.500	12	14	1	.463
Mass.-Boston.....	9	9	1	.500	10	14	1	.420
Southern Me.....	4	13	2	.263	5	18	2	.240
St. Michael's.....	4	15	0	.211	6	20	0	.231
Salve Regina.....	2	14	3	.184	3	19	3	.180
St. Anselm#.....	8	2	1	.773	21	3	1	.860
MIT#.....	1	10	0	.091	3	13	0	.188
Castleton St.#.....	0	11	0	.000	3	22	0	.120

#Did not play a complete conference schedule.

EASTERN COLLEGE ATHLETIC CONFERENCE WOMEN'S WEST

Team	Conference				Full Season			
	W	L	T	Pct.	W	L	T	Pct.
Elmira.....	11	1	0	.917	24	4	0	.857
Plattsburgh St.....	11	1	0	.917	21	7	1	.741
Utica.....	7	4	1	.625	13	10	2	.560
Neumann.....	6	5	1	.542	10	7	2	.579
Cortland St.....	4	8	0	.333	9	11	0	.450
Buffalo St.....	2	10	0	.167	5	13	1	.289
Chatham.....	0	12	0	.000	0	17	0	.000

MINNESOTA INTERCOLLEGIATE ATHLETIC CONFERENCE

Team	Conference				Full Season			
	W	L	T	Pct.	W	L	T	Pct.
Gust. Adolphus.....	17	1	0	.944	25	4	1	.850
St. Thomas (Minn.).....	16	1	1	.917	21	4	2	.815
St. Olaf.....	13	4	1	.750	15	9	1	.620
Augsburg.....	10	7	1	.583	13	10	3	.558
St. Mary's (Minn.).....	7	8	3	.472	11	13	3	.463
Bethel (Minn.).....	6	10	2	.389	6	13	2	.333
St. Benedict.....	7	11	0	.389	7	16	0	.304
Concordia-M'head.....	3	13	2	.222	4	18	2	.208
Hamline.....	3	14	1	.194	4	19	1	.188
St. Catherine.....	2	15	1	.139	2	20	1	.109

NEW ENGLAND SMALL COLLEGE ATHLETIC CONFERENCE

Team	Conference				Full Season			
	W	L	T	Pct.	W	L	T	Pct.
Bowdoin.....	15	1	0	.938	20	5	1	.788
Middlebury.....	14	1	1	.906	26	3	1	.883
Williams.....	10	4	2	.688	14	10	2	.577
Hamilton.....	7	6	3	.531	10	12	3	.460
Amherst.....	6	7	3	.469	8	12	5	.420
Colby.....	5	8	3	.406	7	11	3	.405
Trinity (Conn.).....	4	11	1	.281	9	13	1	.413
Connecticut Col.....	2	12	2	.188	5	17	2	.250
Wesleyan (Conn.).....	1	14	1	.094	3	19	1	.152

NORTHERN COLLEGIATE HOCKEY ASSOCIATION

Team	Conference				Full Season			
	W	L	T	Pct.	W	L	T	Pct.
Wis.-Stevens Point.....	9	0	1	.950	22	3	1	.865
Wis.-Superior.....	6	3	1	.650	15	8	2	.640
Wis.-River Falls.....	6	4	0	.600	13	12	0	.520
Wis.-Eau Claire.....	4	5	1	.450	15	9	1	.620
Lake Forest.....	1	5	4	.300	8	9	6	.478
Finlandia.....	0	9	1	.050	3	17	1	.167

Women's Attendance

2004-05 Division I Attendance Leaders	154
2004-05 Division III Attendance Leaders	154



2004-05 Division I Attendance Leaders

AVERAGE HOME ATTENDANCE

(Statistics are for schools that reported attendance for the 2004-05 season)

Team	Games	Total	Avg.
1. Minnesota	16	27,624	1,726
2. Wisconsin	16	19,040	1,190
3. Minn. Duluth	14	14,128	1,009
4. Dartmouth	19	17,976	946
5. North Dakota	16	13,807	862
6. Harvard	21	10,024	477
7. St. Lawrence	20	9,794	489
8. New Hampshire	20	9,463	473
9. Niagara	18	6,039	335
10. Mercyhurst	20	5,803	290
11. Yale	15	5,461	364
12. Ohio St.	18	5,305	294
13. Minn. St. Mankato	17	4,487	263
14. St. Cloud St.	18	4,175	231
15. Brown	14	4,137	295
16. Clarkson	19	4,062	213
17. Connecticut	15	4,014	267
18. Maine	18	3,380	187
19. Providence	16	3,371	210
20. Bemidji St.	16	3,057	191

TOTAL HOME ATTENDANCE

(Statistics are for schools that reported attendance for the 2004-05 season)

Team	Games	Total	Avg.
1. Minnesota	16	27,624	1,726
2. Wisconsin	16	19,040	1,190
3. Dartmouth	19	17,976	946
4. Minn. Duluth	14	14,128	1,009
5. North Dakota	16	13,807	862
6. Harvard	21	10,024	477
7. St. Lawrence	20	9,794	489
8. New Hampshire	20	9,463	473
9. Niagara	18	6,039	335
10. Mercyhurst	20	5,803	290
11. Yale	15	5,461	364
12. Ohio St.	18	5,305	294
13. Minn. St. Mankato	17	4,487	263
14. St. Cloud St.	18	4,175	231
15. Brown	14	4,137	295
16. Clarkson	19	4,062	213
17. Connecticut	15	4,014	267
18. Providence	16	3,371	210
19. Princeton	13	2,717	209
20. Boston College	13	2,665	205



Photo by Minnesota Sports Information

Minnesota's women's ice hockey fans enjoyed the Golden Gophers' 2004-05 Division I championship. It was evident as Minnesota led the division in total attendance (27,624) and per-game average (1,726).

SINGLE-GAME ATTENDANCE HIGHS

No.	Visitor at Home Team	Date
3,001	Minnesota at Minn. Duluth	Feb. 26, 2005
2,823	Minnesota at North Dakota	Oct. 8, 2004
2,583	St. Cloud St. at Wisconsin	Oct. 29, 2004
2,480	Minn. Duluth at Minnesota	Nov. 20, 2004
2,461	Wisconsin at Minnesota	Jan. 29, 2005
2,457	Minn. Duluth at Minnesota	Nov. 19, 2004
2,204	Harvard vs. St. Lawrence/Dartmouth vs. Minnesota (Frozen Four Semifinals, Durham, N.H.)	March 25, 2005
2,194	Minn. St. Mankato at Minnesota	Feb. 29, 2005
2,148	Minn. St. Mankato at Minnesota	Feb. 20, 2005
2,056	Harvard vs. Minnesota (Frozen Four Final, Durham, N.H.)	March 27, 2005

2004-05 Division III Attendance Leaders

AVERAGE HOME ATTENDANCE

(Statistics are for schools that reported attendance for the 2004-05 season)

Team	Games	Total	Avg.
1. Elmira	15	10,004	667
2. Bowdoin	11	6,350	577
3. Williams	11	3,039	276
4. Wis.-Stevens Point	12	2,659	222
5. Plattsburgh St.	12	2,582	215
6. St. Thomas (Minn.)	15	2,835	189
7. Utica	10	1,875	188
8. Amherst	11	2,050	186
9. Gust. Adolphus	14	2,367	169
10. Neumann	8	1,265	158
11. Wis.-Superior	9	1,407	156
12. Rochester Inst.	15	2,290	153
13. Colby	10	1,400	140
14. Connecticut Col.	15	2,050	137
15. Rensselaer	12	1,628	136

Team	Games	Total	Avg.
16. Mass.-Boston	13	1,663	128
17. Wis.-Eau Claire	11	1,389	126
18. Wesleyan (Conn.)	12	1,500	125
19. Bethel (Minn.)	9	1,074	119
20. St. Benedict	10	1,111	111

TOTAL HOME ATTENDANCE

(Statistics are for schools that reported attendance for the 2004-05 season)

Team	Games	Total	Avg.
1. Elmira	15	10,004	667
2. Bowdoin	11	6,350	577
3. Williams	11	3,039	276
4. St. Thomas (Minn.)	15	2,835	189
5. Wis.-Stevens Point	12	2,659	222
6. Plattsburgh St.	12	2,582	215
7. Gust. Adolphus	14	2,367	169
8. Rochester Inst.	15	2,290	153

Team	Games	Total	Avg.
9. Amherst.....	11	2,050	186
Connecticut Col.	15	2,050	137
11. Utica.....	10	1,875	188
12. Augsburg.....	17	1,837	108
13. Mass.-Boston.....	13	1,663	128
14. Rensselaer.....	12	1,628	136
15. Wesleyan (Conn.).....	12	1,500	125
16. Wis.-Superior.....	9	1,407	156
17. Colby.....	10	1,400	140
18. Wis.-Eau Claire.....	11	1,389	126
19. Wis.-River Falls.....	13	1,365	105
20. Lake Forest.....	14	1,341	95

SINGLE-GAME ATTENDANCE HIGHS

No.	Team vs. Opponent	Date
2,335	Middlebury vs. Elmira (National Championship)	March 19, 2005
2,059	Plattsburgh St. vs. Elmira (National Semifinal)	March 18, 2005
1,200	Middlebury vs. Bowdoin (NESCAC Championship).....	March 6, 2005
1,000	Hamilton vs. Bowdoin (NESCAC Semifinal).....	March 5, 2005
959	Plattsburgh St. vs. Elmira (ECAC West Championship).....	March 6, 2005
959	Utica vs. Plattsburgh St. (ECAC West Semifinal)	March 5, 2005
900	Bowdoin vs. Plattsburgh St. (National Quarterfinal)	March 12, 2005
844	Gust. Adolphus vs. Middlebury (National Semifinal).....	March 18, 2005
800	Middlebury at Bowdoin	Nov. 19, 2004
772	Neumann vs. Elmira (ECAC West Semifinal)	March 5, 2005

The NCAA salutes
360,000
student-athletes
participating in
23 sports
at 1,000
member institutions

