



# Train times

22 March - 16 May 2009

Thameslink route

Bedford

Luton

Luton Airport Parkway

St Albans

London

Wimbledon

Sutton

Sevenoaks

East Croydon


















Gatwick Airport

Brighton

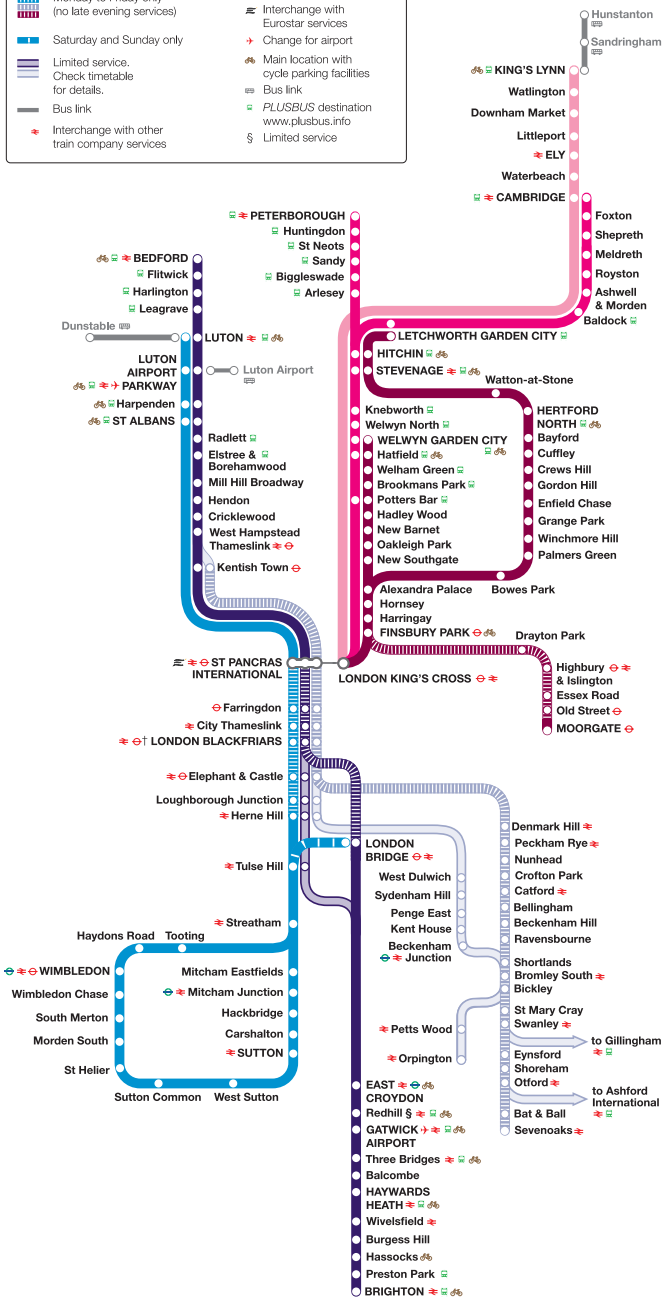



**First**  **Capital Connect**

[www.firstcapitalconnect.co.uk](http://www.firstcapitalconnect.co.uk)

-  Thameslink route services
-  Great Northern route services
-  First Capital Connect and Southeastern joint service
-  Monday to Friday only (no late evening services)
-  Saturday and Sunday only
-  Limited service. Check timetable for details.
-  Bus link
-  Interchange with other train company services
-  Interchange with London Underground
-  Blackfriars Tube station is closed for rebuilding until late 2011
-  Interchange with Tramlink services
-  Interchange with Eurostar services
-  Change for airport
-  Main location with cycle parking facilities
-  Bus link
-  PLUSBUS destination [www.plusbus.info](http://www.plusbus.info)
-  Limited service

This map shows the general service pattern. Please check timetables for details of specific journeys.



 There are no services between St Pancras International and London Bridge / Herne Hill late on Monday to Friday evenings (2230 - 0430) and most weekends. For more information, visit [thameslinkprogramme.co.uk](http://thameslinkprogramme.co.uk)

# Contents

## Section 1 - Planning your journey

Getting the right train times	3
Continuing your journey	4
Thameslink Programme	6
Bicycles	7
Customers requiring assistance	8
No smoking policy	8

## Section 2 - Fares and tickets

Buying your ticket	10
Penalty fares	10
Group travel	10
First Class accommodation	11
London Travelcard	11
PlusBus	11
Off-peak fares	11

## Section 3 - Useful contacts

Useful contacts	16
Talk to us	17
Meet the Manager	18
Meet the Directors	18
Lost property	19
Representing passengers	19
Six simple steps to finding your train	20
Planned changes to train times	22
Ticket office opening hours	30

## Timetables

<b>Table 1</b>	<b>London to Bedford</b>	<b>32</b>
	<b>Bedford to London</b>	<b>50</b>
<b>Table 2</b>	<b>London to Brighton</b>	<b>68</b>
	<b>Brighton to London</b>	<b>76</b>
<b>Table 3</b>	<b>London to Sutton</b>	<b>82</b>
	<b>Sutton to London</b>	<b>90</b>
<b>Table 4</b>	<b>London to Sevenoaks</b>	<b>98</b>
	<b>Sevenoaks to London</b>	<b>100</b>
<b>Table 5</b>	<b>Luton to Dunstable (bus link)</b>	<b>102</b>
	<b>Dunstable to Luton (bus link)</b>	<b>103</b>
	Important safety message	104

All information presented in this timetable was accurate at the time of printing. We aim to inform you of changes at stations and on our website. This timetable shows all First Capital Connect services operating between Bedford, Luton, Luton Airport Parkway, St Albans, London, Wimbledon, Sutton, East Croydon, Gatwick Airport and Brighton (and trains we operate jointly with Southeastern to/from Sevenoaks) from Sunday 22 March to Saturday 16 May 2009. Details of First Capital Connect services on the Great Northern route are available in Train Times booklet A. This timetable shows services of all operators between London, Luton and Bedford but only First Capital Connect services between London and Brighton. For other services between London and Brighton please see Southern Railway publicity.

## Welcome to First Capital Connect

Dear Customer

Welcome to this special March 2009 edition of the Thameslink route timetable. It has been updated to reflect the closure of the Farringdon to Moorgate branch line which is necessary as part of the Government's £5.5 billion Thameslink Programme to transform capacity on the route through new longer trains, longer platforms and improved stations, track and signalling. The timetable also includes the new cross-London routes into south-east London and Kent.



Such a massive effort to relieve overcrowding can't be delivered without a lot of building work, which gets under way in earnest with the help of the new timetable. You'll see this in particular at Blackfriars and Farringdon stations: Network Rail is rebuilding Blackfriars to span the Thames, with a second entrance on the South Bank; Farringdon is being completely remodelled. It will be a lot easier to use City Thameslink rather than Blackfriars during this work – these stations are only a four minute walk apart. Add to that track and signalling work, which closes the cross-London route overnight and virtually every weekend, and there's a lot for you, our customers, to contend with.

That's why we're doing our level best to keep you informed. Visit [www.thameslinkprogramme.co.uk](http://www.thameslinkprogramme.co.uk) to learn more and help yourself through the disruption.

Look out, too, for the first of 92 new air-conditioned Electrostar carriages we're putting on the Bedford to Brighton route. By the time these arrive all but six of our peak hour services will be the maximum eight carriages in length.

Some destinations have been significantly altered, so please check before you travel. Also check for any engineering work that may affect your journey.

For the latest information on train times, to book tickets, or to find ideas for great days out by train, visit:

[www.firstcapitalconnect.co.uk](http://www.firstcapitalconnect.co.uk)

Elaine Holt  
Managing Director

## Planning your journey

### Getting the right train times

We try to run the service shown in this booklet whenever we can, and to keep you advised of any alterations that may affect your journey.

This booklet shows all First Capital Connect services operating on the Thameslink route between Sunday 22 March and Saturday 16 May 2009. For your convenience, we also show the services of other train companies that operate over these routes where appropriate. If you need a few hints on how to use this timetable, the notes on pages 20 and 21 may help you.

On occasions, particularly on bank holidays, at weekends and at times of engineering work, we may have to amend the timetable. We will endeavour to give you as much notice of this as possible. A summary of planned changes to this timetable is provided on pages 22 to 29.

While we try to run the most reliable service possible, many factors can affect the smooth operation of any railway. You can get up-to-date information on how trains are running as follows:

- Customer information screens at most stations give real time information on how services are running.
- Visit [www.firstcapitalconnect.co.uk](http://www.firstcapitalconnect.co.uk)
- Call Traintracker on 0871 200 49 50
- Send a text message to Traintracker Text on 84950, e.g. 'dep Brighton to Bedford 1700'. The response will tell you the time of the next three trains between Brighton and Bedford, and their status – on time, running late or cancelled.
- Register to receive real time alerts for a regular journey by SMS or email or to receive alerts on service disruptions by SMS at [www.firstcapitalconnect.co.uk](http://www.firstcapitalconnect.co.uk)

## Continuing your journey

First Capital Connect services have good connections with other transport links.

### Bus connections

First Capital Connect stations within the London area have good connections with Transport for London bus services. For further details contact Transport for London on 020 7222 1234 or visit [www.tfl.gov.uk](http://www.tfl.gov.uk)

Outside of London, local bus services provide a frequent and convenient way of travelling to and from a wide variety of destinations. PlusBus tickets are a convenient and cost effective way of combining rail and bus travel. See page 11 for more information. For bus times and route information call Traveline on 0871 200 22 33 or visit [www.traveline.info](http://www.traveline.info)

### Airports

Luton Airport Parkway station is around 10 minutes away from London Luton Airport and is served by a frequent shuttle bus. The cost of travel on this bus is included in the price of tickets to/from Luton Airport. Rail passengers with tickets to/from Luton Airport Parkway may use the shuttle bus for a fare of £1 each way.

We recommend that you always purchase your ticket through to Luton Airport to obtain the best fare.

Gatwick Airport station is situated within the airport itself and is just a few minutes walk from the South Terminal check-in desks and 15 minutes, including a shuttle ride, from the North Terminal. The North and South Terminals are clearly signposted from the station.

For more detailed information on using our services to and from London Gatwick and London Luton airports, pick up a leaflet from any First Capital Connect station.

Please plan to arrive at the airport at least 60 minutes before check in for your flight closes. Please also allow an additional 30 minutes to transfer from the platform at Luton Airport Parkway station to the check in desks at Luton Airport Terminal.

## Rail connections

Connections to destinations throughout the National Rail network are available from many First Capital Connect stations. Tickets to all National Rail destinations can be purchased from any First Capital Connect ticket office or at [www.firstcapitalconnect.co.uk](http://www.firstcapitalconnect.co.uk) Please check the route map at the front of this booklet for interchange points.

Train times for any National Rail journey are available by using the journey planner at [www.firstcapitalconnect.co.uk](http://www.firstcapitalconnect.co.uk) (enter details of your chosen journey into the 'Buy tickets' box) or by calling National Rail Enquiries on 08457 48 49 50 (24hrs, calls may be recorded), or by calling Traintracker on 0871 200 49 50.

Please ensure you leave enough time to change trains. At most stations you should leave at least five minutes. At some stations a longer connection time is required. This will be indicated by a number in a box within the timetable, e.g. **10** denotes that at least 10 minutes should be allowed to change trains.

### Eurostar

Eurostar services to Lille, Paris and Brussels depart from St Pancras International Station which is served directly by Thameslink route services. Please plan to arrive at St Pancras International at least 60 minutes before the departure of your Eurostar. This will allow you enough time to check in and to pass through customs. Through tickets are available from selected First Capital Connect stations to Eurostar destinations, visit [www.firstcapitalconnect.co.uk/eurostar](http://www.firstcapitalconnect.co.uk/eurostar) for details or to buy tickets online.

### London Underground/Tramlink

First Capital Connect has direct links with most London Underground lines and with Tramlink services. Please check the route map at the front of this booklet for interchange points. See the back of this booklet for a Tube map.

### Through ticketing

Combined tickets which include travel on First Capital Connect services and onward travel are available for many of the options above. Call First Capital Connect Customer Relations on 0845 026 4700 or ask at your local ticket office for more details.

# I'm fed up with the *crush* hour!

## So are we. Here's what the Thameslink Programme is doing about it...

The Thameslink Programme is here! It means 92 brand new air-conditioned carriages for the Thameslink route in 2009 and, in the longer term, 50% longer, 12-carriage trains with more space, plus more destinations, better stations, and, by December 2015, a train through central London every 2-3 minutes. The Programme will transform the service with the express purpose of relieving overcrowding.

But, let's be straight with you, it also means loads of building and engineering work. We promise to give you the latest news about what's going on and suggest how best you can get where you want, when you want. It's why we've created a special website:

**[thameslinkprogramme.co.uk](http://thameslinkprogramme.co.uk)**

### Why you should really check the website:

- The Thameslink route is closed across central London most weekends and every weekday night, from 2230-0430. However, we'll still get you into London and your tickets will be valid on the Tube and rail replacement buses.
- Blackfriars Tube station is closed from 2 March 2009 until late 2011.
- Blackfriars railway station stays open but will be busy because of building work. If you normally alight here you'd be much better off using modern City Thameslink which costs no more to reach and is just a few hundred yards' away. It is enclosed, warmer and fully accessible.
- The Thameslink route branch line from Farringdon to Barbican and Moorgate closes permanently with the start of this new timetable on 22 March. (Great Northern services still run to Moorgate.) Farringdon will also be much busier, so avoid it if you can.
- How am I supposed to get around?! There's loads of advice on alternative travel.

### Bicycles


We welcome passengers with bicycles on services where they can be safely accommodated. Fully folding bicycles can be carried at any time. However, we are unable to carry non-folding or partially-folding bicycles:

- At any time between Drayton Park and Moorgate
- On Great Northern route trains south of Stevenage and Hertford North timed to arrive in London between 0700 and 0930 or depart from London between 1600 and 1900 Monday to Friday (restrictions do not apply on Bank holidays)
- On Great Northern route trains between Cambridge and Ely that are timed to arrive at or depart Cambridge between 0745 and 0845 with the exception of the 0715 and 0745 departures from London King's Cross Monday to Friday (restrictions do not apply on Bank holidays)
- On Thameslink route trains travelling towards London that are timed to arrive or pass through any central London station between 0700 and 1000 or travelling away from London and timed to depart or pass through any central London station between 1600 and 1900 Monday to Friday (restrictions do not apply on Bank holidays)
- On replacement bus services unless otherwise stated in associated publicity
- On any train where your bicycle may cause obstruction to other customers (i.e. where a number of people are standing) or when a member of staff asks you to remove your bicycle
- On many tube lines

### Bicycles can be carried at any time on trains:

- north of Stevenage except where shown above
- between Stevenage and Hertford North
- between Bedford and Luton Airport Parkway

Please do not lock your bicycle to any part of the train. You are also reminded not to leave your bicycle unattended at any time during the journey.

Space on board our trains for bicycles is very limited and therefore we are investing heavily in station bicycle storage facilities. Higher capacity locations are identified on the map at the front of this booklet, with this symbol 

## Customers requiring assistance

First Capital Connect is committed to helping customers with restricted mobility or special needs in planning and making their journeys. We operate a dedicated telephone and textphone service (see contact details below) where you can get information, book tickets and make arrangements for assistance. It is recommended that arrangements are made in advance whenever possible to ensure that we are able to meet your needs. If you telephone to make arrangements at least 24 hours in advance, we can help you to find your nearest accessible station, plan the easiest route to your destination, book your ticket (this will require three working days notice in order to post your ticket to you, or 24 hours notice if collecting from a 'Ticket on Departure' enabled self service ticket machine, see pages 30 and 31 for details of which stations offer this service) and ensure that our staff and (where relevant) other train companies are aware of your needs and journey details.

### First Capital Connect Special Assistance Helpline:

Telephone: 0800 058 2844

Text phone: 0800 975 1052

Open 7 days a week, from 0700 to 2200, except Christmas Day

### National Rail Enquiries

National Rail Enquiries provides information for travel on all services and can be contacted on the following numbers:

Telephone: 08457 48 49 50

(24 hrs, calls may be recorded)

Text phone: 0845 60 50 600

## No smoking policy

For the convenience of the majority of our customers, all First Capital Connect trains and the stations we serve (including open platforms) are entirely non smoking.

This page is intentionally blank



## Fares and Tickets

---

### Buying your ticket

The ticket office at any staffed station we serve can sell you the full range of tickets from that station to any other National Rail station. Many of our stations can also sell tickets to travel from other National Rail stations. When selling a ticket we promise to give you fair and impartial information and to sell you the most appropriate ticket for your journey. You can also purchase most tickets online at [www.firstcapitalconnect.co.uk](http://www.firstcapitalconnect.co.uk) and receive your tickets either by mail or from one of our “Ticket on Departure” enabled self-service ticket machines. Tickets are ready for collection from ticket machines just 2 hours after ordering. See pages 30 and 31 for details of which stations offer this service (stations offering Ticket on Departure are labelled [ToD]).


### Penalty fares

First Capital Connect operates a Penalty Fares System. If you travel without a valid ticket or permit to travel, you will be liable to pay a Penalty Fare. This is £20 or twice the appropriate single fare to the next station stop, whichever is greater. If you do not buy a ticket, you could also be prosecuted and this can lead to a criminal conviction. If you start your journey at a station without either a staffed ticket office or a self-service ticket machine, you must obtain a Permit to Travel from the red machine at the station. You must exchange this for a ticket within two hours of issue, to avoid being charged a Penalty Fare. You may do this at any staffed ticket office or on-train where Revenue Protection staff are present. If for any reason the ticket purchasing facilities are unavailable (including the Permit to Travel machine, if present), our on-train Revenue Protection staff will be made aware of the problem and will sell you the most appropriate ticket for your journey without imposing a Penalty Fare.

### Group travel

If you are travelling in a group of ten or more people you may contact our group booking service in advance by phoning 0845 026 4700. Our Customer Relations staff can direct you to trains with sufficient seats, and you may qualify for a discount on your ticket.

### First class accommodation


First Class seats are provided on many First Capital Connect services. Services providing First Class accommodation are indicated by  symbols within this timetable.

Please remember that you must be in possession of a First Class ticket to make use of this accommodation, or risk a penalty fare.

### London Travelcard

Travelcards offer a convenient and cost effective way to travel to and around London. Travelcards include return travel to London and unlimited travel on Tube, bus, rail and Tramlink services within the zones specified. They can be purchased as a one-day or three-day ticket. They are also available as a weekly, or longer, season ticket. For further information on fares, ask at any First Capital Connect ticket office or visit [www.tfl.gov.uk](http://www.tfl.gov.uk)

### PlusBus

PlusBus combined bus and rail tickets can be bought at any of our ticket offices. For a small additional charge on top of your rail fare, these tickets allow onward travel by bus from selected stations. First Capital Connect stations included in this scheme are shown on the route map at the front of this timetable, with this symbol . For full details visit our PlusBus information page at [www.firstcapitalconnect.co.uk/plusbus](http://www.firstcapitalconnect.co.uk/plusbus) or enquire at any First Capital Connect ticket office.

### Off-peak fares

When travelling at less busy times, cheaper off-peak fares are available. These tickets are subject to certain time restrictions. See below for more details.

### Morning restrictions

On Mondays to Fridays, off-peak tickets are not valid for travel until after the morning peak. Within the timetables of this booklet, services affected by this restriction are tinted. These restrictions do not apply on Saturdays, Sundays or Bank Holidays.



### Off-Peak Tickets Evening restrictions

The return portions of Off-Peak Day Return, Off-Peak Day Travelcard, Family Travelcard and DaySave tickets are restricted for travel from London, on Mondays to Fridays (excluding Bank Holidays) on northbound trains departing Moorgate, London King's Cross and St Pancras International during the evening peaks between 1630 and 1901 inclusive.

### Off-Peak Tickets

The outward and return portions of Off-Peak Returns (formerly Savers) are restricted for travel from London, on Mondays to Fridays (excluding Bank Holidays) on northbound trains departing Moorgate, London King's Cross and St Pancras International during the evening peaks between 1730 and 1830 inclusive.

### Restricted journeys

These restrictions apply to a return journey that start at any station in area B (see map on page 15) and ends at a station in area D on trains that depart from Moorgate, London King's Cross and St Pancras International between 1630 and 1901 inclusive Monday to Friday (excluding Bank Holidays). This restriction also applies to customers joining trains in area C if the ticket they are using is for the return journey from a station in area B to a station in area D.

### Tickets NOT restricted during the Evening Peak

- Anytime Return
- Anytime Day Return
- Season Ticket
- First Class Anytime Return
- First Class Anytime Day Return
- Anytime Day Travelcard

### Journeys NOT restricted during the Evening Peak

These restrictions do not apply when the ticket covers:

- any journey from area A
- journeys wholly within areas A, B and C
- journeys wholly within areas C, D and E
- any journey to area E
- Southbound journeys are not restricted on First Capital Connect services, Please check for restrictions on other operators services.

Services affected by these restrictions are tinted on the timetables of this booklet. Check the footnotes for the exact restriction that applies to a particular service. If you are unsure about any of these restrictions you can call our customer services team on 0845 026 4700 for more details or ask a member of our ticket office staff.

### Questions & answers on evening ticket restrictions

#### Is travel restricted if I join the train further along the route?

The return portion of affected ticket types is restricted if you join a northbound train within area B and travel to area D. Also restricted are journeys from area C with a return ticket valid for a journey from area B to area D as shown on the route map on page 15.

Travel is unrestricted if you join a northbound train in area C or D and are not travelling on the return portion of a ticket valid from a station in area B to a station in area D. If your entire journey begins and ends within areas B and C on the map then the restrictions do not apply.

Also these restrictions do not apply to customers departing from London King's Cross and travelling to Dullingham, Newmarket, Ely, Wymondham, Whittlesea and stations from Ely to King's Lynn. Tickets from stations in area A to any destination are not affected by these restrictions.

#### Why do the restrictions not apply to southbound peak First Capital Connect services?

Southbound services are unaffected by these changes, to keep consistency with other operators whose services run south of London (restrictions may apply to the return portions of certain Off-Peak return (formerly Saver) tickets, please check for restrictions on other operators services).

#### Will my ticket go through the automatic gates?

Ticket gates have been programmed to return tickets that are not valid for travel at the appropriate times.

#### Why do restrictions not apply within the London Travelcard Zone?

The restrictions do not apply within the London Travelcard Area to maintain consistency with the conditions of the One Day Off-Peak Travelcard.

### Will restrictions still apply even if a train is delayed and therefore runs outside the restriction times?

It is the timetabled departure time that determines if a train is restricted. For instance, the service timed to depart London King's Cross at 1623 will remain unrestricted even if delays result in an actual departure after 1630. Conversely, the service timed to depart London King's Cross at 1853 will remain restricted even if delays result in an actual departure after 1901. In certain circumstances it may be deemed appropriate to lift restrictions and in these cases, station staff and on-board announcements will keep customers informed.

### Will I receive a Penalty Fare for travelling with a restricted ticket on these services?

No. As laid down in the Penalty Fare Rules, any customers travelling on a restricted ticket will be charged the appropriate excess fare in accordance with the National Rail Conditions of Carriage. In the majority of cases this will be the difference between the Anytime fare applicable when the outward journey commenced and Off-Peak fare paid.

### Which tickets are restricted and which are not?

#### Tickets restricted between 1630 and 1901 inclusive:

- Off-Peak Day Return (return portion)
- First Class Off-Peak Day Return (return portion)
- Family Travelcard
- Off-Peak Day Travelcard
- DaySave

#### Tickets restricted between 1730 and 1830 inclusive:

- Off-Peak Return (formerly Saver) - both outward and return portions are now restricted.

#### Unrestricted tickets:

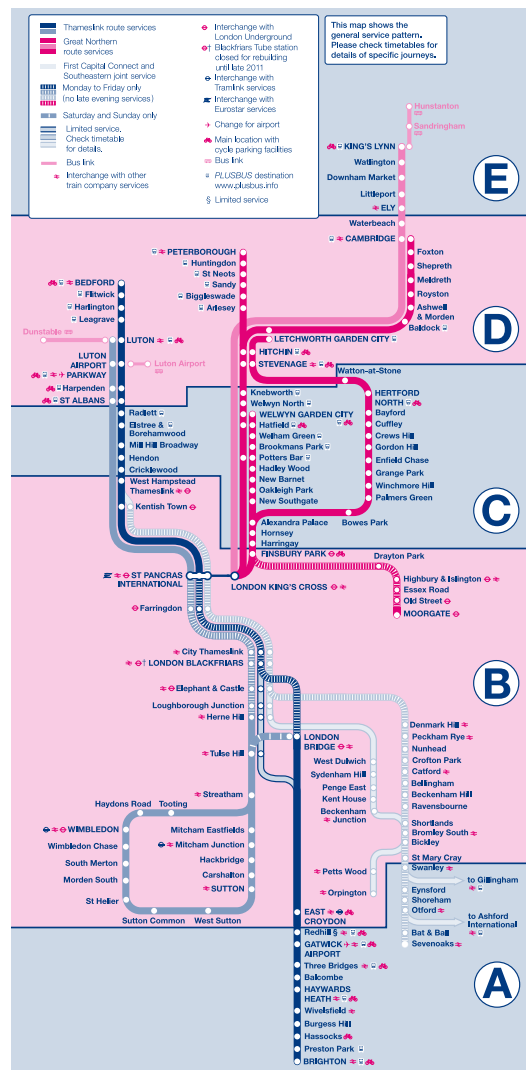
- Anytime Return
- Anytime Day Return
- Season Ticket
- First Class Anytime Return
- First Class Anytime Day Return
- Anytime Day Travelcard

### Do these restrictions apply every day?

No, these restrictions do not apply on Saturdays, Sundays or Bank Holidays. The dates of restriction may also be altered around the Christmas period.

### Evening peak restrictions map

The evening peak restrictions apply to the return portion of a restricted Off-Peak Day Return, Travelcard or Daysave ticket, and to both outward and return portions of Off-Peak Return tickets (formerly Savers) where the ticket covers a return journey departing from area B to area D, as shown on the route map below, during the restricted period.



There will be no services between St Pancras International and London Bridge / Herne Hill late on Monday to Friday evenings (2330 - 0430) and most weekends.

For more information, visit [thameslinkprogramme.co.uk](http://thameslinkprogramme.co.uk)

## Useful Contacts

---

### Useful Contacts

Visit [www.firstcapitalconnect.co.uk](http://www.firstcapitalconnect.co.uk) for timetable information, latest offers, information on engineering work, real time train running information and to register for travel alerts by SMS and email.

#### First Capital Connect Customer Relations

tel: 0845 026 4700  
 fax: 0845 676 9904  
 email: [customer.relations.fcc@firstgroup.com](mailto:customer.relations.fcc@firstgroup.com)

Open 7 days a week, from 0700 to 2200, except Christmas Day

#### First Capital Connect Special Assistance Helpline

tel: 0800 058 2844  
 textphone: 0800 975 1052

Open 7 days a week from 0700 to 2200, except Christmas Day

#### National Rail Enquiries

tel: 08457 48 49 50  
 web: [www.nationalrail.co.uk](http://www.nationalrail.co.uk)

Open 24 hours

*Up-to-the-minute travel information for the National Rail network and information on all other Train Operating Companies (calls may be recorded).*

#### Traintracker Text

text: 84950

*Send a text message containing your origin and destination station to 84950. You will receive a text showing the next journey including delay information. Texts cost your standard rate plus 25p. Visit [www.nationalrail.co.uk](http://www.nationalrail.co.uk) for full details.*

#### Traveline

tel: 0871 200 22 33  
 web: [www.traveline.info](http://www.traveline.info)

*For all other public transport route and timetable information.*

#### British Transport Police: Railwatch

tel: 0800 40 50 40  
 web: [www.btp.police.uk](http://www.btp.police.uk)

*The British Transport Police is the national police service for the railways. We are working closely with the British Transport Police to maintain and improve the security of the network and to make sure you have a safe journey.*

#### Travel information websites

Public transport information in London  
[www.tfl.gov.uk](http://www.tfl.gov.uk)

Public transport information in Hertfordshire  
[www.intalink.org.uk](http://www.intalink.org.uk)

Through tickets for train and bus  
[www.plusbus.info](http://www.plusbus.info)

Information on taxis serving rail stations  
[www.traintaxi.co.uk](http://www.traintaxi.co.uk)

Information on the National Cycle Network  
[www.sustrans.org.uk](http://www.sustrans.org.uk)

#### Talk to us

We welcome your feedback and will be happy to assist with any comments, complaints or suggestions you have about our services. Please pick up a customer comments form from one of our staffed stations, or contact:

Customer Relations  
 Freepost RRBR-REEJ-KTKY  
 First Capital Connect Customer Relations Department  
 PO Box 443  
 PLYMOUTH  
 PL4 6WP

tel: 0845 026 4700  
 fax: 0845 676 9904  
 email: [customer.relations.fcc@firstgroup.com](mailto:customer.relations.fcc@firstgroup.com)

Open 7 days a week, from 0700 to 2200, except Christmas Day

## Rail user groups

We work closely with Rail User Groups to solve local problems. Key user groups on the Thameslink route include:

For journeys starting from Bedford or Flitwick write to:

### Bedford Commuters' Association

6 Chaucer Road

Flitwick

Bedfordshire

MK45 1QG

Website: [www.bedfordcommuters.org.uk](http://www.bedfordcommuters.org.uk)

For journeys Harlington and intermediate stations to/from London:

### Association of Public Transport Users

Website: [www.aptu.org.uk](http://www.aptu.org.uk)

Email: [aptuemail@aptu.org.uk](mailto:aptuemail@aptu.org.uk)

For journeys starting from stations between Brighton and London write to:

### Brighton Line Commuters

93 Cromwell Road

Hove

East Sussex

BN3 3EG

Website: [www.brightonlinecommuters.co.uk](http://www.brightonlinecommuters.co.uk)

## Meet the manager

Our Meet the Manager sessions give you the opportunity to tell us exactly what you think about the service we offer. The events are attended by a range of senior First Capital Connect managers, each with expert knowledge on a particular area of our business. We also invite industry partners such as Network Rail, London TravelWatch, Passenger Focus and local Rail User Groups. Just pop along and talk to one of the managers on the day. We aim to provide you with an answer there and then, but if this is not possible we will find the answer and get back to you as soon as we can. The sessions take place every four weeks at different stations across our network, usually during the evening rush hour. Look out for the posters advertising the sessions at our stations, or visit [www.firstcapitalconnect.co.uk](http://www.firstcapitalconnect.co.uk)

## Meet the Directors

On a regular basis, First Capital Connect customers will be given the chance to take part in a live on-line web chat with the senior management team and receive an immediate response. For details of the next online forum please visit [www.firstcapitalconnect.co.uk](http://www.firstcapitalconnect.co.uk)

## Lost property

To trace lost property, please contact our Customer Relations department on 0845 026 4700 between 0700 and 2200 Monday to Sunday. Customer Relations will then be able to advise you of the opening hours of each specific Lost Property Office.

## Representing passengers

We try to provide the very highest quality response to problems you raise with us. However, if you are not satisfied with our reply, you can contact Passenger Focus or London TravelWatch. These organisations have been set up by the Government to represent rail passengers' interests and they may be able to help. They are independent of train companies and serve as passenger 'watchdogs'.

### If the problem occurred between Brighton and Three Bridges (inclusive), or between Hitchin and Peterborough/King's Lynn (inclusive) contact:

Passenger Focus

FREEPOST

PO BOX 4257

Manchester

M60 3AR

tel: 08453 022 022

fax: 0845 850 1392

email: [info@passengerfocus.org.uk](mailto:info@passengerfocus.org.uk)

web: [www.passengerfocus.org.uk](http://www.passengerfocus.org.uk)

Open Mon-Fri 0800-2000, Sat-Sun 0800-1600

### If the problem occurred between Stevenage and London (inclusive), between Bedford and Gatwick Airport (inclusive) or between Blackfriars and Sutton/Wimbledon/Sevenoaks (inclusive) contact:

London TravelWatch

6 Middle Street

London

EC1A 7JA

tel: 020 7505 9000

fax: 020 7505 9003

email: [enquiries@londontravelwatch.org.uk](mailto:enquiries@londontravelwatch.org.uk)

web: [www.londontravelwatch.org.uk](http://www.londontravelwatch.org.uk)

Open Mon-Fri 0930-1700

# Six simple steps to finding your train

## 1 Finding the pages that show your chosen journey

Use the route map and contents page (page 1) to choose the right table for your journey. Make sure that you select the right page for the direction you wish to travel (for example: towards or away from London).

## 2 Finding the services that run on the day you wish to travel

Within your chosen pages, timetables will be split into services that run on Mondays to Fridays, Saturdays or Sundays. See top left-hand corner of the page (different coloured bands help to highlight this). Certain tables may be split further to show trains that run only on certain dates, this will also be noted in the top, left-hand corner of the page.

## 3 Finding your train times (all times are shown in the 24 hour clock format, for example 1.38pm will be shown as 1338)

From the list on the left-hand side of the page, find the station you wish to travel from. Read across until you find a suitable departure time. Read down until, looking at the list on the left hand side, you reach your destination station; this will give your arrival time. If no time is shown at your arrival station, the service in question does not stop there. You will have to choose a different service to get to your destination or possibly change trains on route.

## 4 Notes, symbols and shading

Our timetables contain additional information for many stations and trains. Check for column headings and for shading or letters/symbols within the times that may affect your chosen service. Explanations for the notes are shown at the bottom of most pages.

## 5 Occasions that this timetable may not apply

On occasions, we will be unable to operate the timetable shown in this booklet. A summary of dates and an overview of the expected changes can be found on pages 22 to 29 of this booklet. Further information will be available at [www.firstcapitalconnect.co.uk/changes](http://www.firstcapitalconnect.co.uk/changes)

## 6 Not all tables show the full service

For stations or times in light type, the full service is not shown on this table. See foot notes for more detail.

Notes and Symbols	Monday to Fridays																						
	FC	FC	FC	FC	FC	FC	FC	FC	FC	FC	FC	FC											
BEDFORD	0010	0110	0210	0310	0410	0420	0450	0520	0540	0600	0620	0656	0700	0728	0748	0804	0820	0840					
LUTON	0034	0134	0234	0334	0434	0444	0514	0544	0604	0624	0644	0716	0724	0748	0812	0828	0844	0904					
LUTON AIRPORT PARKWAY	0036	0136	0236	0336	0436	0446	0516	0546	0606	0626	0646	0726	0736	0760	0814	0830	0846	0906					
ST ALBANS	0048	0148	0248	0348	0448	0458	0528	0558	0618	0638	0658	0728	0738	0800	0826	0844	0900	0918					
ST PANCRAS INTERNATIONAL	0122	0130	0222	0230	0300	0322	0330	0400	0452	0512	0532	0602	0620	0640	0700	0720	0748	0800	0820	0848	0904	0920	0939
Farringdon									0457	0517	0537	0607	0625	0645	0705	0725	0753	0805	0825	0853	0909	0928	0944
City Thameslink									0521	0541	0611	0627	0647	0707	0729	0757	0809	0829	0856	0913	0929	0948	
BLACKFRIARS	0140	0240	0310	0340	0410	0504	0524	0544	0614	0634	0660	0710	0732	0800	0812	0832	0859	0916	0934	0950			
LONDON BRIDGE	0155	0205	0255	0305	0325	0335	0355	0405	0425	0435	0531	0551	0621	0643	0701	0716	0740	0819	0906	0925	0942	0958	
Elephant & Castle																							
Longborough Junction																							
Tulse Hill																							
TOULSE HILL																							
EAST CROYDON	0232	0332	0402	0432	0502	0532	0552	0604	0636	0656	0716	0732	0756	0826	0836	0906	0924	0939	0954	1010			
Redhill																							
GATWICK AIRPORT	0252	0352	0424	0452	0522	0554	0608	0620	0652	0712	0732	0750	0812	0842	0852	0926	0941	0957	1011	1026			
Three Bridges	0256	0356	0430	0458	0526	0600	0614	0626	0656	0718	0738	0754	0816	0846	0857	0930	0945	1002	1015				
Balcombe																							
Haywards Heath																							
Worthing																							
Worthington																							
Worthington																							
Hassocks																							
Haston Park																							
BRISTON																							

- These services depart from lower level platforms (platforms 8-16)  
 FC - Train operated by First Capital Connect ([www.firstcapitalconnect.co.uk](http://www.firstcapitalconnect.co.uk))  
 - Interchange with Tramlink  
 - Interchange with London Underground  
 - Interchange with Eurostar services  
 - Service formed of 4 carriages  
 - Service formed of 8 carriages  
 - Station with Airport terminal  
 - Bus service: heavy luggage, prams, bicycles, etc. may not be conveyed  
 - Off-peak tickets are not valid during the morning peak at times listed in blue.  
 However, certain exceptions may apply. Please enquire at your local ticket office for details.  
 LIGHT - For stations and times in light type, the full service is not shown on this Table.  
 See Table 1 for all services between Bedford and Luton.


1 - All services shown in this timetable may be subject to alteration, especially services on Bank Holidays, at Weekends, and services with the column note. Check pages 22 to 29 for a summary of alterations. Visit [www.firstcapitalconnect.co.uk/changes](http://www.firstcapitalconnect.co.uk/changes), look for posters displaying Changes to Train Times, or call National Rail Enquiries on 08457 48 49 50 (24hrs) for details of planned changes to services.  
 2 - Train formations shown on this table represent the shortest formations planned and as extra rolling stock becomes available some services will be formed of additional carriages.

# Planned changes to train times

---

## General Information

Below is a summary of planned timetable alterations during the currency of this timetable. This summary is correct at the time of going to print but subject to further alteration. Regularly updated information is available:

- at [www.firstcapitalconnect.co.uk/changes](http://www.firstcapitalconnect.co.uk/changes),
- on posters displaying this symbol 
- by calling National Rail Enquiries on: 08457 48 49 50 (24 hrs, calls may be recorded).

Where buses replace trains journey times will be significantly extended. Buses are denoted in First Capital Connect timetables by this symbol . We recommend that customers requiring assistance call the Special Assistance Helpline on:  
Telephone: 0800 058 2844  
Textphone: 0800 975 1052

## Cross London services

All day on most Saturdays and Sundays, and between 2230 and 0430 (overnight) on Mondays to Fridays, trains will not be able to operate between St Pancras International and London Bridge. In general, the following arrangements will apply:

**Bedford route:** Trains will operate between St Pancras International and Bedford

**Brighton route:** Trains will operate between London Bridge and Brighton

**Sutton route:** Trains will operate between London Bridge and Sutton/Wimbledon. Buses will replace trains between Herne Hill/Tulse Hill and Blackfriars calling at all stations.

Please consult the timetable pages of this booklet to get times for specific journeys.

Crossing and travelling to/from Central London: First Capital Connect tickets will be accepted for travel on the following routes:

## 2230 to 0430 Mondays to Fridays

- Northern Line between Elephant & Castle, London Bridge, King's Cross St Pancras (for St Pancras International) and Kentish Town
- Jubilee Line between West Hampstead and London Bridge
- Circle, Hammersmith & City and Metropolitan Line between Farringdon and King's Cross St Pancras (for St Pancras International)

Replacement buses which will operate between London Bridge and St Pancras International

## Saturdays and Sundays

- Northern Line between Elephant & Castle, London Bridge, King's Cross St Pancras (for St Pancras International) and Kentish Town §
- Jubilee Line between West Hampstead and London Bridge §
- Circle, Hammersmith & City and Metropolitan Line between Farringdon and King's Cross St Pancras (for St Pancras International) §
- Bus route 45 between Blackfriars and St Pancras International
- Bus route 63 between Elephant & Castle, Southwark (for the Jubilee Line), Blackfriars, Farringdon and St Pancras International

§ Outside the Tube's hours of operation, replacement buses will operate between London Bridge and St Pancras International

When using the above routes, we recommend that you allow at least 40 minutes to cross London. The above alterations are reflected in the timetable pages of this booklet.

## Additional alterations

On certain dates, further alterations will take place. These extra alterations **are not included in the timetables** of this booklet. See overleaf for a list of additional alterations, this list is correct at the time of printing but subject to change. Please check before travelling.



## Advance notice of Changes to Train Times (Thameslink route)

Below is a summary of changes to train times. This may be subject to alteration. Please visit [www.firstcapitalconnect.co.uk/changes](http://www.firstcapitalconnect.co.uk/changes) closer to the date of travel for updates.

Dates	Times	What
Sunday 22 March 2009	All day	Engineering work in Central London will not now take place. Trains will operate across Central London.
	All day	Buses will replace trains between Haywards Heath and Brighton.
Monday 23 to Friday 27 March 2009	Until approximately 0430 and from approximately 2230	No Cross London services will operate. See the timetables in this booklet for details.
Saturday 28 March 2009	Until approximately 0730	No Cross London services will operate. See the timetables in this booklet for details of services south of London. North of London, trains will only operate between Hendon and Bedford. Customers travelling between Bedford route stations and Central London are advised to use local bus services between Hendon and Hendon Central (for Northern Line connections to/from Central London).
	After approximately 0730	No Cross London services will operate. See the timetables in this booklet for details. Sutton services will be diverted. Customers travelling to/from Mitcham Eastfields, Mitcham Junction, Hackbridge and Carshalton should use local bus services as trains will not serve these stations.
	After approximately 2330	Buses will replace trains between Flitwick and Bedford.
Sunday 29 March 2009	All day	No Cross London services will operate. See the timetables in this booklet for details of services on the Brighton route. Sutton route services will operate in both directions between London Bridge and stations between Sutton and Herne Hill via Wimbledon inclusive. Buses will operate in both directions between Herne Hill and Blackfriars calling at all stations. North of London, trains will only operate between Hendon and Bedford. Customers travelling between Bedford route stations and Central London are advised to use local bus services between Hendon and Hendon Central (for Northern Line connections to/from Central London).
	Until approximately 0830	Buses will replace trains between Flitwick and Bedford.
Monday 30 March to Friday 3 April 2009	Until approximately 0430 and from approximately 2230	No Cross London services will operate. See the timetables in this booklet for details.



Dates	Times	
Saturday 4 April 2009	All day	No Cross London services will operate. See the timetables in this booklet for details. Sutton services will be diverted. Customers travelling to/from Mitcham Eastfields, Mitcham Junction, Hackbridge and Carshalton should use local bus services.
	From approximately 2200	Buses will replace trains between Flitwick and Bedford.
Sunday 5 April 2009	All day	Engineering work in Central London will not now take place. Trains will operate across Central London to an amended timetable. Buses will replace trains between Three Bridges and Brighton.
	Until approximately 0830	Buses will replace trains between Flitwick and Bedford.
Monday 6 to Thursday 9 April 2009	Until approximately 0430 and from approximately 2230	No Cross London services will operate. See the timetables in this booklet for details.
Easter Friday 10 April 2009	All day	A Sunday service will operate. No Cross London services will operate. See the timetables in this booklet for details.
Saturday 11 April 2009	All day	No Cross London services will operate. See the timetables in this booklet for details. Sutton services will be diverted. Customers travelling to/from Mitcham Eastfields, Mitcham Junction, Hackbridge and Carshalton should use local bus services as trains will not serve these stations.
Easter Sunday 12 April 2009	All day	No Cross London services will operate. See the timetables in this booklet for details. Sutton services will be amended.
Easter Monday 13 April 2009	All day	A Saturday service will operate. No Cross London services will operate. See the timetables in this booklet for details. Sutton services will be amended.
Tuesday 14 to Friday 17 April 2009	Until approximately 0430 and from approximately 2230	No Cross London services will operate. See the timetables in this booklet for details.
Saturday 18 April 2009	All day	No Cross London services will operate. See the timetables in this booklet for details.
Sunday 19 April 2009	All day	No Cross London services will operate. See the timetables in this booklet for details. Sutton services will be diverted. Buses will replace trains between Blackfriars and Streatham.
Monday 20 to Friday 24 April 2009	Until approximately 0430 and from approximately 2230	No Cross London services will operate. See the timetables in this booklet for details.

Dates	Times	
Saturday 25 April 2009	All day	No Cross London services will operate. See the timetables in this booklet for details.
Sunday 26 April 2009	All day	Engineering work in Central London will not now take place. Trains will operate across Central London. Buses will replace trains between Streatham and Wimbledon and between Haywards Heath and Brighton.
Monday 27 April to Friday 1 May 2009	Until approximately 0430 and from approximately 2230	No Cross London services will operate. See the timetables in this booklet for details.
		2358 London Bridge to Sutton will be diverted. Customers should use local buses to travel to stations between Streatham and Wimbledon.
Saturday 2 May 2009	After approximately 0500	Engineering work in Central London will not now take place. Trains will operate across Central London.
Sunday 3 May 2009	All day	Engineering work in Central London will not now take place. Trains will operate across Central London.
Bank Holiday Monday 4 May 2009	All day	A Saturday level of services will operate with trains running through Central London.
Bank Holiday Monday 4 to Friday 8 May 2009	Until approximately 0430 and from approximately 2230	No Cross London services will operate. See the timetables in this booklet for details.
Saturday 9 May 2009	All day	No Cross London services will operate. See the timetables in this booklet for details.
Sunday 10 May 2009	All day	Engineering work in Central London will not now take place. Trains will operate across Central London. Buses will replace trains between Streatham and Wimbledon and between Haywards Heath and Brighton
Monday 11 to Friday 15 May 2009	Until approximately 0430 and from approximately 2230	No Cross London services will operate. See the timetables in this booklet for details.
Saturday 16 May 2009	All day	No Cross London services will operate. See the timetables in this booklet for details.

## Ticket Office opening hours

NAME OF STATION	OPENING HOURS					
	Mondays to Fridays		Saturdays		Sundays	
	OPEN	CLOSE	OPEN	CLOSE	OPEN	CLOSE
BALCOMBE (BAB) (SN)	0610	1430	0610	1430	CLOSED	CLOSED
BEDFORD (BDM) (ToD)	0545	0000	0545	2145	0700	2145
BRIGHTON (BTN) (ToD)	0345	0145	0345	0145	0345	0145
BURGESS HILL (BUG) (SN)	0610	1935	0640	2005	0900	1635
CARSHALTON (CSH) (SN)	0610	1935	0810	1445	0910	1645
CITY THAMESLINK (CTK) (Holborn) (ToD)	0700	2020	CLOSED	CLOSED	CLOSED	CLOSED
CITY THAMESLINK (CTK) (Ludgate Hill) (ToD)	0700	2020	0915	1840	CLOSED	CLOSED
CRICKLEWOOD (CRI) (ToD)	0635	1900	0635	1900	0745	1700
EAST CROYDON (ECR) (SN) (ToD)	OPEN 24 HRS	OPEN 24 HRS	OPEN 24 HRS	OPEN 24 HRS	OPEN 24 HRS	OPEN 24 HRS
ELEPHANT & CASTLE (EPH) (ToD)	0645	2010	0645	2010	0915	1840
ELSTREE & BOREHAMWOOD (ELS) (ToD)	0600	2000	0630	2000	0630	2115
FARRINGTON (ZFD) (LU)	0500	0045	0500	0030	0700	0015
FLITWICK (FLT) (ToD)	0600	1950	0600	1555	0815	1540
GATWICK AIRPORT (GTW) (SN) (ToD)	OPEN 24 HRS	OPEN 24 HRS	OPEN 24 HRS	OPEN 24 HRS	OPEN 24 HRS	OPEN 24 HRS
HACKBRIDGE (HCB) (SN)	0610	1935	0730	1405	CLOSED	CLOSED
HARLINGTON (HLN) (ToD)	0600	1950	0815	1530	0745	1530
HARPENDEN (HPD) (ToD)	0615	2000	0615	1900	0730	2000
HASSOCKS (HSK) (SN)	0610	1935	0640	2005	0910	1645
HAYDONS ROAD (HYR) (ToD)	0640	1040	0650	1350	CLOSED	CLOSED
HAYWARDS HEATH (HHE) (SN) (ToD)	0555	2045	0555	2045	0710	2115
HENDON (HEN) (ToD)	0605	1900	0605	1900	0745	1700
HERNE HILL (HNH) (SE)	0610	1940	0610	1940	0810	1740
KENTISH TOWN (KTN) (LU)	0530	0015	0530	0045	0720	1145
LEAGRAVE (LEA) (ToD)	0600	1950	0600	1950	0715	1830
LONDON BLACKFRIARS (BFR) (ToD)	0715	2100	0715	2000	0815	1540
LONDON BRIDGE (LBG) (SE)	0450	0120	0505	0120	0645	0120
LOUGHBOROUGH JUNCTION (LGJ) (ToD)	0615	2220	0615	2220	0915	1840
LUTON (LUT) (ToD)	0545	0000	0545	0000	0645	0000
LUTON AIRPORT PARKWAY (LTN) (ToD)	OPEN 24 HOURS	OPEN 24 HRS	OPEN 24 HRS	OPEN 24 HRS	OPEN 24 HRS	OPEN 24 HRS
MILL HILL BROADWAY (MIL) (ToD)	0600	2000	0630	2000	0715	2100
MITCHAM EASTFIELDS (MTC) (SN)	0610	1245	0800	1435	CLOSED	CLOSED
MITCHAM JUNCTION (MIJ) (SN)	0610	1245	0800	1435	CLOSED	CLOSED
MORDEN SOUTH (MDS) (ToD)	UNSTAFFED	UNSTAFFED	UNSTAFFED	UNSTAFFED	UNSTAFFED	UNSTAFFED
PRESTON PARK (PRP) (SN)	0600	1910	0600	1910	0910	1645
RADLETT (RDT) (ToD)	0635	2000	0635	1830	0645	1930
REDHILL (RDH) (SN) (ToD)	0550	2235	0550	2235	0640	2145
SOUTH MERTON (SMO) (ToD)	UNSTAFFED	UNSTAFFED	UNSTAFFED	UNSTAFFED	UNSTAFFED	UNSTAFFED
ST ALBANS (SAC) (ToD)	0545	2330	0545	2330	0645	2200
ST HELIER (SIH)	UNSTAFFED	UNSTAFFED	UNSTAFFED	UNSTAFFED	UNSTAFFED	UNSTAFFED
ST PANCRAS INTERNATIONAL (STP) (ToD)	0600	2315	0600	2315	0710	2315
STREATHAM (STE) (SN)	0620	1945	0645	2010	0745	1620
SUTTON (SUO) (SN)	0600	2100	0630	2100	0710	2100
SUTTON COMMON (SUC) (ToD)	UNSTAFFED	UNSTAFFED	UNSTAFFED	UNSTAFFED	UNSTAFFED	UNSTAFFED
THREE BRIDGES (TBD) (SN)	0555	2215	0555	2215	0640	2045
TOOTING (TOO) (ToD)	0620	1900	0620	1900	0920	1650
TULSE HILL (TUH) (SN)	0620	2000	0645	2000	0710	1545
WEST HAMPSTEAD THAMESLINK (WHP) (ToD)	0615	2000	0645	2000	0745	1700
WEST SUTTON (WSU) (ToD)	UNSTAFFED	UNSTAFFED	UNSTAFFED	UNSTAFFED	UNSTAFFED	UNSTAFFED
WIMBLEDON (WIM) (SW)	0615	2200	0615	2200	0715	2130
WIMBLEDON CHASE (WBO) (ToD)	UNSTAFFED	UNSTAFFED	UNSTAFFED	UNSTAFFED	UNSTAFFED	UNSTAFFED
WIVELSFIELD (WVF) (SN)	0610	1915	0610	1915	0610	1645

### Key:

- LU - London Underground
- SE - Southeastern
- SN - Southern
- SW - South West Trains
- ToD - This station has "Ticket on Departure" enabled self-service ticket machines

- xxx - Station abbreviation codes can be used on [www.nationalrail.co.uk](http://www.nationalrail.co.uk) journey planner or Traintracker text

All ticket offices are operated by First Capital Connect unless otherwise indicated.

These times may be subject to change please enquire locally, or call First Capital Connect customer services on 0845 026 4700 for details.

Notes and Symbols	FC	FC	FC	FC	FC	FC	FC	FC	FC	EM	FC	FC	EM	FC	FS	EM	EM	FC	FC	FC	FC	FS	EM	FS	FC	FC	FS	FS	EM
	TBD		TBD		TBD		TBD		TBD		SRS		SRS	SEV								SEV		BSD			ORP	SEV	
	1		1		1		1		1		8	1	8	8	1	8	8	1	8	8	1	8	8	1	8	8	8	8	1
BRIGHTON																													
GATWICK AIRPORT	0230			0330				0430	0500																				
EAST CROYDON	0247			0347				0447	0517																				
SUTTON																													
WIMBLEDON																													
LONDON BRIDGE	0312	0320		0412	0420																								
BLACKFRIARS		0335		0435																									
City Thameslink																													
Farringdon																													
ST PANCRAS INTERNATIONAL	0238	0345	0358	0445	0458	0526	0556	06#10	0616	0634	06#37	0642	0654	06#55	07#00	0704	0708	0716	0722	0726	07#30	0732	0736	0748	0754	0758	08#00		
Kentish Town	0243			0403	0503	0530	0600		0620				0646	0658															
West Hampstead Thameslink	0246			0406	0506	0533	0603		0623	0641			0649	0701															
Cricklewood	0249			0409	0509	0536	0606		0626				0652	0704															
Hendon	0252			0412	0512	0539	0609		0629				0655	0707															
Mill Hill Broadway	0256			0416	0516	0543	0613		0633				0659	0711															
Elstree & Borehamwood	0300			0420	0520	0547	0617		0637				0703	0715															
Radlett	0305			0425	0525	0552	0622		0642				0708	0720															
ST ALBANS	0311			0431	0531	0558	0628		0648	0655			0714	0727															
Harpenden	0317			0437	0537	0604	0634		0654	0702			0720																
LUTON AIRPORT PARKWAY	0323			0443	0543	0610	0640		0700	0708			0726		0716														
LUTON	0327			0447	0547	0613	0643	0633	0703	0711	0659	0729			0723	0741	0750	0755		0809									
Leagrave	0330			0450	0550	0616	0646		0706	0714			0732																
Harlington	0336			0456	0556	0622	0652		0712	0720			0738																
Flitwick	0340			0500	0600	0626	0656		0716	0724			0742																
BEDFORD	0352			0512	0612	0638	0708	0647	0728	0736			0754																

Passengers may leave London later and arrive at highlighted stations earlier by using an alternative service. Please check adjacent columns for alternative services

# - These services depart from East Midlands Trains platforms (platforms 1-4)

j - These services arrive at lower level platforms (platforms 8-16)

EM - Train operated by East Midlands Trains ([www.eastmidlandstrains.co.uk](http://www.eastmidlandstrains.co.uk))

FC - Train operated by First Capital Connect ([www.firstcapitalconnect.co.uk](http://www.firstcapitalconnect.co.uk))

FS - These services are operated by First Capital Connect north of Blackfriars and by Southeastern south of Blackfriars

- 1 - First Class accommodation available
- 1 - Interchange with Tramlink
- 1 - Interchange with London Underground
- 1 - Interchange with Eurostar services
- 1+ - Service formed of 4 carriages
- 1+ - Service formed of 8 carriages

- 1 - Station within Airport terminal
- 1 - Station with a frequent shuttle bus to London Luton Airport
- 1 - Bus service; heavy luggage, prams, bicycles etc. may not be conveyed

- BSD - Service from Bearsted
- ORP - Service from Orpington
- SRS - Service from Selhurst
- SEV - Service from Sevenoaks
- TBD - Service from Three Bridges

Off-peak tickets are not valid during the morning peak at times tinted in blue. However, certain exceptions may apply. Please enquire at your local ticket office for details

LIGHT - For stations and times in light type, the full service is not shown on this Table. See Tables 2 or 3 for all services and stations between Brighton or Sutton / Wimbledon and London.

! - All services shown in this timetable may be subject to alteration, especially services on Bank Holidays, at Weekends, and services with the column note. Check pages 22 to 29 for a summary of alterations. Visit [www.firstcapitalconnect.co.uk/changes](http://www.firstcapitalconnect.co.uk/changes), look for posters displaying Changes to Train Times, or call National Rail Enquiries on: 08457 48 49 50 (24hrs) for details of planned changes to services.

+ - Train formations shown on this table represent the shortest formations planned and as extra rolling stock becomes available some services will be formed of additional carriages

Notes and Symbols	FC	FS ORP	FS AFK	FC	FS SEV	EM	FC	FS BKJ	FS ORP	FS RTR	FC	SE SEV	FC	EM	FS BMS	FC	SE SEV	FS KTH	FC	FC	FS BMS	EM	FC	FS SEV	FS ORP	FC	FC	FS SEV	EM
BRIGHTON	0623						0700									0724			0750				0802					0816	
GATWICK AIRPORT	0700						0737									0801			0822				0838					0852	
EAST CROYDON	0724						0754									0828			0838				0854				0908		
SUTTON				0724								0754									0820						0847		
WIMBLEDON				0742							0758		0812								0842						0905		
LONDON BRIDGE																							0911						
BLACKFRIARS	0754	0802	0806	0814	0818		0822	0826	0830	0834	0838	0841	0846		0850	0854	0858	0904	0908	0914	0918		0922	0926	0930	0934	0938	0944	
City Thameslink	0756	0804	0808	0816	0820		0824	0828	0832	0836	0840	0843	0849		0852	0856	0900	0906	0910	0916	0920		0924	0928	0932	0936	0940	0946	
Farringdon	0800	0808	0812	0820	0824		0828	0832	0836	0840	0844		0852		0856	0900		0910	0914	0920	0924		0928	0932	0936	0940	0944	0950	
ST PANCRAS INTERNATIONAL	0804	0812	0816	0824	0828	08#30	0832	0836	0840	0844	0848		0856	09#00	0900	0904		0914	0918	0924	0928	09#30	0932	0936	0940	0944	0948	0954	10#00
Kentish Town		0816			0832								0900						0918			0932			0946	0948	0958		
West Hampstead Thameslink		0819		0833	0837								0903						0921		0931	0937				0951	1001		
Cricklewood		0822			0840								0906						0924		0931	0940				0954	1004		
Hendon		0825			0843								0909						0927		0934	0943				0957	1007		
Mill Hill Broadway		0829			0847								0913						0931		0937	0947				1001	1011		
Elstree & Borehamwood		0833			0851								0917						0935		0940	0951				1005	1015		
Radlett		0838			0856								0922						0940		0944	0958				1013	1020		
ST ALBANS	0825	0845	0836	0853	0903		0852	0857	0915	0907	0919		0929		0921	0925		0947	0941	0952	1004		0952	0957		1020	1010	1027	
Harpenden	0832		0844						0920	0914	0924							0953	0946	0957	1009				1004	1024	1016		
LUTON AIRPORT PARKWAY	0838		0850	0902		0851	0900	0910	0926	0920	0930				0929	0938		0959	0952	1003	1015	0951	1000	1010		1030	1022		
LUTON	0841		0853	0906			0904	0913	0930	0923	0935		0923		0932	0943		1003	0957	1007	1018		1004	1013		1034	1025	1023	
Leagrave	0844		0856						0916	0926	0940								1000	1010						1028			
Harlington	0850		0902						0922	0932	0946								1006	1016						1022	1034		
Flitwick	0854		0906				0913	0926	0936	0949					0943	0956			1010	1020			1013	1026		1038			
BEDFORD	0906		0918			0907	0926	0938		0948	1002			0937	0956	1008			1022	1032		1006	1026	1038		1050	1037		

Passengers may leave London later and arrive at highlighted stations earlier by using an alternative service. Please check adjacent columns for alternative services

- First Class accommodation available
- Interchange with Tramlink
- Interchange with London Underground
- Interchange with Eurostar services
- Service formed of 4 carriages
- Service formed of 8 carriages

- Station within Airport terminal
- Station with a frequent shuttle bus to London Luton Airport
- KTH** - Service from Kent House
- ORP** - Service from Orpington
- RTR** - Service from Rochester
- AFK** - Service from Ashford International
- BKJ** - Service from Beckenham Junction
- BMS** - Service from Bromley South
- SEV** - Service from Sevenoaks

- #** - These services depart from East Midlands Trains platforms (platforms 1-4)
- EM** - Train operated by East Midlands Trains ([www.eastmidlandtrains.co.uk](http://www.eastmidlandtrains.co.uk))
- FC** - Train operated by First Capital Connect ([www.firstcapitalconnect.co.uk](http://www.firstcapitalconnect.co.uk))
- FS** - These services are operated by First Capital Connect north of Blackfriars and by Southeastern south of Blackfriars

- Off-peak tickets are not valid during the **morning peak** at times tinted in blue. However, certain exceptions may apply. Please enquire at your local ticket office for details

LIGHT - For stations and times in light type, the full service is not shown on this Table.  
See Tables 2 or 3 for all services and stations between Brighton or Sutton / Wimbledon and London.

- ! - All services shown in this timetable may be subject to alteration, especially services on Bank Holidays, at Weekends, and services with the column note Check pages 22 to 29 for a summary of alterations. Visit [www.firstcapitalconnect.co.uk/changes](http://www.firstcapitalconnect.co.uk/changes), look for posters displaying **Changes to Train Times**, or call National Rail Enquiries on: **08457 48 49 50** (24hrs) for details of planned changes to services.
- + - Train formations shown on this table represent the shortest formations planned and as extra rolling stock becomes available some services will be formed of additional carriages

Notes and Symbols	FC	FC	FC	FC	FS SEV	EM	FC	FC	FS SUO	FC SEV	FC	FC	EM	FC	FC	FS SEV	FC	FC	EM	FC	FC	FS SEV	FC	FC	EM	FC	FC	FS SEV	FC	FC	
	FC	FC	FC	FC	FS SEV	EM	FC	FC	FS SUO	FC SEV	FC	FC	EM	FC	FC	FS SEV	FC	FC	EM	FC	FC	FS SEV	FC	FC	EM	FC	FC	FS SEV	FC	FC	
BRIGHTON	0836		0900				0907		0934			0937		1004		1007		1034		1037		1104									
GATWICK AIRPORT	0916		0931				0946		1001			1016		1031		1046		1101		1116		1131									
EAST CROYDON	0932		0947				1002		1017			1032		1047		1102		1117		1132		1147									
SUTTON		0906		0938						1006		1007			1036		1037			1106				1107					1136		
WIMBLEDON		0924						0956				1026					1056						1126								
LONDON BRIDGE	0945		1001				1016		1030			1045		1100		1115		1130		1145		1200									
BLACKFRIARS	0954	0958	1008	1014	1018		1024	1028	1034	1038	1044		1054	1058	1104	1108	1114		1124	1128	1134	1138	1144		1154	1158	1204	1208	1214		
City Thameslink	0956	1000	1010	1016	1020		1026	1030	1036	1040	1046		1056	1100	1106	1110	1116		1126	1130	1136	1140	1146		1156	1200	1206	1210	1216		
Farringdon	1000	1004	1014	1020	1024		1030	1034	1040	1050		1100	1104	1110	1114	1120		1130	1134	1140	1144	1150		1200	1204	1210	1214	1220			
ST PANCRAS INTERNATIONAL	1004	1008	1018	1024	1028	10#30	1034	1038	1044	1048	1054	11#00	1104	1108	1114	1118	1124	11#30	1134	1138	1144	1148	1154	12#00	1204	1208	1214	1218	1224		
Kentish Town		1012		1028	1034		1042	1050		1058		1112	1120		1128		1142	1150		1158		1212	1220		1228						
West Hampstead Thameslink		1015		1031			1045		1101		1115		1131		1145		1201		1215		1231										
Cricklewood		1018		1034			1048		1104		1118		1134		1148		1204		1218		1234										
Hendon		1021		1037			1051		1107		1121		1137		1151		1207		1221		1237										
Mill Hill Broadway		1025		1041			1055		1111		1125		1141		1155		1211		1225		1241										
Elstree & Borehamwood		1029		1045			1059		1115		1129		1145		1159		1215		1229		1245										
Radlett		1038		1050			1109		1120		1138		1150		1208		1220		1238		1250										
ST ALBANS	1025	1045	1040	1057			1055	1115		1110	1127		1125	1145		1140	1157		1155	1215		1210	1227		1225	1245		1240	1257		
Harpenden	1032	1050	1046				1100	1120		1116		1132	1150		1146		1202	1220		1216		1232	1250		1246						
LUTON AIRPORT PARKWAY	1038	1056	1052			1051	1106	1126		1122		1138	1156		1152		1151	1208	1226		1222		1238	1256		1252					
LUTON	1041	1100	1055				1109	1130		1125		1123	1141	1200		1155		1211	1230		1225		1223	1241	1300		1255				
Leagrave	1044		1058				1113		1128		1144		1158		1214		1228		1244		1258										
Harlington	1050		1104				1119		1134		1150		1204		1220		1234		1250		1304										
Flitwick	1054		1108				1123		1138		1154		1208		1224		1238		1254		1308										
BEDFORD	1106		1120				1106	1136		1150		1137	1206		1220		1206	1236		1250		1237	1306		1320						

Passengers may leave London later and arrive at highlighted stations earlier by using an alternative service. Please check adjacent columns for alternative services

- First Class accommodation available
- Interchange with Tramlink
- Interchange with London Underground
- Interchange with Eurostar services
- Service formed of 4 carriages
- Service formed of 8 carriages

- Station within Airport terminal
- Station with a frequent shuttle bus to London Luton Airport

- SEV** - Service from Sevenoaks
- SUO** - Service from Sutton

# - These services depart from East Midlands Trains platforms (platforms 1-4)

EM - Train operated by East Midlands Trains (www.eastmidlandtrains.co.uk)

FC - Train operated by First Capital Connect (www.firstcapitalconnect.co.uk)

FS - These services are operated by First Capital Connect north of Blackfriars and by Southeastern south of Blackfriars

- Off-peak tickets are not valid during the morning peak at times tinted in blue. However, certain exceptions may apply. Please enquire at your local ticket office for details

LIGHT - For stations and times in light type, the full service is not shown on this Table. See Tables 2 or 3 for all services and stations between Brighton or Sutton / Wimbledon and London.

! - All services shown in this timetable may be subject to alteration, especially services on Bank Holidays, at Weekends, and services with the column note Check pages 22 to 29 for a summary of alterations. Visit [www.firstcapitalconnect.co.uk/changes](http://www.firstcapitalconnect.co.uk/changes), look for posters displaying **Changes to Train Times**, or call National Rail Enquiries on: **08457 48 49 50** (24hrs) for details of planned changes to services.

+ - Train formations shown on this table represent the shortest formations planned and as extra rolling stock becomes available some services will be formed of additional carriages

Notes and Symbols	EM	FC	FC	FS SEV	FC	FC	EM	FC	FC	FS SEV	FC	FC	EM	FC	FC	FS SEV	FC	FC	EM	FC	FC	FS SEV	FC	FC	EM	FC	FC	FS SEV	FC			
	1	1		1	1	1	1	1	1	1	1	1	1	1	1	1	1	1	1	1	1	1	1	1	1	1	1	1	1			
BRIGHTON		1107			1134			1137			1204			1207			1234			1237			1304			1307			1334			
GATWICK AIRPORT	+	1146			1201			1216			1231			1246			1301			1316			1331			1346			1401			
EAST CROYDON		1202			1217			1232			1247			1302			1317			1332			1347			1402			1417			
SUTTON	1				1137			1206			1207			1236			1237			1306			1307			1336			1337			
WIMBLEDON	1				1156			1226			1226			1256			1256			1326			1326			1356			1356			
LONDON BRIDGE	1				1215			1230			1245			1300			1315			1328			1330			1345			1400	1415	1430	
BLACKFRIARS	1				1224	1228	1234	1238	1244		1254	1258	1304	1308	1314		1324	1328	1334	1338	1344		1354	1358	1404	1408	1414		1424	1428	1434	1438
City Thameslink	1				1226	1230	1236	1240	1246		1256	1300	1306	1310	1316		1326	1330	1336	1340	1346		1356	1400	1406	1410	1416		1426	1430	1436	1440
Farringdon	1				1230	1234	1240	1244	1250		1300	1304	1310	1314	1320		1330	1334	1340	1344	1350		1400	1404	1410	1414	1420		1430	1434	1440	1444
ST PANCRAS INTERNATIONAL	1	12#30	1234	1238	1244	1248	1254	13#00	1304	1308	1314	1318	1324	13#30	1334	1338	1344	1348	1354	14#00	1404	1408	1414	1418	1424	14#30	1434	1438	1444	1448		
Kentish Town	1				1242	1250		1258			1312	1320		1328			1342	1350		1358			1412	1420		1428			1442	1450		
West Hampstead Thameslink	1				1245			1301			1315			1331			1345			1401			1415			1431			1445			
Cricklewood					1248			1304			1318			1334			1348			1404			1418			1434			1448			
Hendon					1251			1307			1321			1337			1351			1407			1421			1437			1451			
Mill Hill Broadway					1255			1311			1325			1341			1355			1411			1425			1441			1455			
Elstree & Borehamwood					1259			1315			1329			1345			1359			1415			1429			1445			1459			
Radlett					1308			1320			1338			1350			1408			1420			1438			1450			1508			
ST ALBANS					1255	1315		1310	1327		1325	1345		1340	1357		1355	1415		1410	1427		1425	1445		1440	1457		1455	1515	1510	
Harpenden					1302	1320		1316			1332	1350		1346			1402	1420		1416			1432	1450		1446			1502	1520	1516	
LUTON AIRPORT PARKWAY	+	1251	1308	1326		1322		1338	1356		1352		1351	1408	1426		1422			1438	1456		1452		1451	1508	1526		1522			
LUTON					1311	1330		1325	1323	1341	1400			1355			1411	1430		1425		1423	1441	1500		1455		1511	1530	1525		
Leagrave					1314			1328			1344			1358			1414			1428			1444			1458		1514	1528	1528		
Harlington					1320			1334			1350			1404			1420			1434			1450			1504		1520	1534	1534		
Flitwick					1324			1338			1354			1408			1424			1438			1454			1508		1524	1538	1538		
BEDFORD	1	1306	1336		1350			1337	1406		1420			1406	1436		1450			1437	1506		1520			1506	1536		1550	1550		

Passengers may leave London later and arrive at highlighted stations earlier by using an alternative service. Please check adjacent columns for alternative services

- 1 - First Class accommodation available
- 1 - Interchange with Tramlink
- 1 - Interchange with London Underground
- 1 - Interchange with Eurostar services
- 1 - Station within Airport terminal

- +
- SEV - Service from Sevenoaks

# - These services depart from East Midlands Trains platforms (platforms 1-4)

EM - Train operated by East Midlands Trains ([www.eastmidlandtrains.co.uk](http://www.eastmidlandtrains.co.uk))

FC - Train operated by First Capital Connect ([www.firstcapitalconnect.co.uk](http://www.firstcapitalconnect.co.uk))

FS - These services are operated by First Capital Connect north of Blackfriars and by Southeastern south of Blackfriars

LIGHT - For stations and times in light type, the full service is not shown on this Table.

See Tables 2 or 3 for all services and stations between Brighton or Sutton / Wimbledon and London.

! - All services shown in this timetable may be subject to alteration, especially services on Bank Holidays, at Weekends, and services with the column note 1. Check pages 22 to 29 for a summary of alterations. Visit [www.firstcapitalconnect.co.uk/changes](http://www.firstcapitalconnect.co.uk/changes), look for posters displaying 1 Changes to Train Times, or call National Rail Enquiries on: 08457 48 49 50 (24hrs) for details of planned changes to services.



Notes and Symbols	FC	EM	FC	FC	FS SEV	FC	FC	EM	FC	FC	FS SEV	FC	FC	EM	FC	FC	FS SEV	FC	FC	EM	FC	FC	FC	FS SEV	FC	EM	FC	FC	FC	
	1	1			1		1	1	1			1		1	1	1	1	1	1	1	1	1	1	1	1	1	1	1	1	1
BRIGHTON			1337			1404			1407			1434			1437			1504			1507						1534	1537		
GATWICK AIRPORT	⚡		1416			1431			1446			1501			1516			1531			1546						1601	1611		
EAST CROYDON	⚡		1432			1447			1502			1517			1532			1547												
SUTTON	1	1406		1407		1436			1437			1506			1507			1536												1607
WIMBLEDON	1		1426			1456			1526			1526			1526			1536			1537	1556			1606				1627	1628
LONDON BRIDGE	1		1445			1500			1515			1530			1545			1600			1615	1656			1606				1642	1643
BLACKFRIARS	1	1444	1454	1458	1504	1508	1514		1524	1528	1534	1538	1544		1554	1558	1604	1608	1614		1622	1626	1630	1636	1644		1650	1656	1700	
City Thameslink	1	1446	1456	1500	1506	1510	1516		1526	1530	1536	1540	1546		1556	1600	1606	1610	1616		1624	1628	1632	1638	1646		1652	1658	1702	
Farringdon	1	1450	1500	1504	1510	1514	1520		1530	1534	1540	1544	1550		1600	1604	1610	1613	1619		1627	1631	1635	1641	1649		1657	1701	1705	
ST PANCRAS INTERNATIONAL	1	1454	15#00	1504	1508	1514	1518	1524	15#30	1534	1538	1544	1548	1554	16#00	1604	1608	1614	1618	1624	16#30	1632	1636	1640	1646	1654	17#00	1702	1706	1710
Kentish Town	1	1458		1512	1520		1528		1542	1550		1558			1612	1620		1628						1644		1658				1718
West Hampstead Thameslink	1	1501		1515		1531			1545			1601			1616			1632						1648		1702				
Cricklewood	1	1504		1518		1534			1548			1604			1619			1635						1651		1705				
Hendon	1	1507		1521		1537			1551			1607			1622			1638						1654		1708				
Mill Hill Broadway	1	1511		1525		1541			1555			1611			1626			1642						1658		1712				1724
Elstree & Borehamwood	1	1515		1529		1545			1559			1615			1631			1647						1703		1717				1729
Radlett	1	1520		1538		1550			1608			1618			1638			1651						1707		1721				1733
ST ALBANS	1	1527	1525	1545	1540	1557	1555	1615	1610	1627	1625	1645	1640	1659	1652	1656	1715	1708	1729	1722	1726	1739								
Harpenden	1		1532	1550	1546	1602	1620	1616	1632	1652	1646	1658	1652	1651	1658	1704	1714	1720	1728	1734	1744									
LUTON AIRPORT PARKWAY	1		1538	1556	1552	1551	1608	1626	1622	1638	1658	1652	1651	1658	1704	1710	1720	1728	1734	1740	1750									
LUTON	1	1523	1541	1600	1555	1611	1630	1625	1623	1641	1702	1655	1704	1713	1723	1734	1743	1754												
Leagrave	1		1544	1558	1614	1628	1644	1659	1704	1717	1727																			
Harlington	1		1550	1604	1620	1634	1650	1704	1712	1732																				
Filtwick	1		1554	1608	1624	1638	1654	1708	1715	1726	1736																			
BEDFORD	1	1537	1606	1620	1606	1636	1650	1637	1706	1720	1706	1728	1738	1748	1733	1758	1808													

Passengers may leave London later and arrive at highlighted stations earlier by using an alternative service. Please check adjacent columns for alternative services

- 1 - First Class accommodation available
- 1 - Interchange with Tramlink
- 1 - Interchange with London Underground
- 1 - Interchange with Eurostar services
- 1+ - Service formed of 4 carriages
- 1+ - Service formed of 8 carriages
- ⚡ - Station within Airport terminal
- ➔ - Station with a frequent shuttle bus to London Luton Airport
- EPH - Service from Elephant & Castle
- SEV - Service from Sevenoaks

# - These services depart from East Midlands Trains platforms (platforms 1-4)  
 EM - Train operated by East Midlands Trains (www.eastmidlandtrains.co.uk)  
 FC - Train operated by First Capital Connect (www.firstcapitalconnect.co.uk)  
 FS - These services are operated by First Capital Connect north of Blackfriars and by Southeastern south of Blackfriars

Off-peak Day (return portion), Family Travelcard & One Day Off-peak Travelcard tickets are not valid during the evening peak for travel from stations tinted in blue to stations between St Albans and Bedford inclusive

LIGHT - For stations and times in light type, the full service is not shown on this Table.  
 See Tables 2 or 3 for all services and stations between Brighton or Sutton / Wimbledon and London.

! - All services shown in this timetable may be subject to alteration, especially services on Bank Holidays, at Weekends, and services with the column note 1 Check pages 22 to 29 for a summary of alterations.  
 Visit www.firstcapitalconnect.co.uk/changes, look for posters displaying 1 Changes to Train Times, or call National Rail Enquiries on: 08457 48 49 50 (24hrs) for details of planned changes to services.  
 + - Train formations shown on this table represent the shortest formations planned and as extra rolling stock becomes available some services will be formed of additional carriages

Notes and Symbols	FC	EM	FS	FC	FS	FC	FC	EM	FC	FS	FC	EM	FC	FC	FC	FC	FS	EM	FC	EM	FC	FC	FC	FS	FC	EM	FC
	EPH		SEV		SEV	EPH				SEV			EPH		EPH		SEV				EPH	SUO	SEV				
BRIGHTON	8	1	8	8	8	8	8	1	8	8	8	1	8	8	8	1	8	8	1	8	1	8	8	8	1	8	
GATWICK AIRPORT																											
EAST CROYDON																											
SUTTON																											
WIMBLEDON																											
LONDON BRIDGE																											
BLACKFRIARS	1704		1708	1712	1716	1720	1726	1732		1736	1742	1748		1752	1756	1802	1806		1812		1818		1824	1828	1832	1836	
City Thameslink	1706		1710	1714	1718	1724	1728	1734		1738	1744	1750		1754	1758	1804	1808		1814		1820		1824	1828	1834	1838	
Farringdon	1709		1713	1717	1723	1727	1731	1737		1742	1747	1753		1757	1801	1807	1811		1819		1823		1827	1831	1837	1841	
ST PANCRAS INTERNATIONAL	1714	17#15	1718	1722	1728	1732	1736	1742	17#45	1746	1752	1758	18#00	1802	1806	1812	1816	1820	1824	18#25	1828	18#30	1832	1836	1842	1846	
Kentish Town	1718				1732			1746				1802			1816						1832			1846		1900	
West Hampstead Thameslink	1723				1736			1750				1800	1806		1820						1836			1850	1853	1904	
Cricklewood	1726				1739			1753				1809			1823						1839			1853		1907	
Hendon	1729				1742			1756				1812			1826						1842			1856		1910	
Mill Hill Broadway	1732				1746			1800				1807	1816		1830						1846			1900		1914	
Elstree & Borehamwood	1737				1751			1805				1812	1821		1835						1842			1905		1919	
Radlett	1742				1757			1809				1816	1825		1843						1847			1912		1923	
ST ALBANS	1749		1738	1743	1805	1752	1756	1816		1806	1822	1833		1822	1826	1849	1836	1842	1853		1905		1852	1856	1918	1906	
Harpenden				1750		1758	1804	1822		1814	1828			1828	1834	1855		1848	1859				1858	1904	1924	1914	
LUTON AIRPORT PARKWAY			1746	1756		1810	1828	1810		1820	1834			1840	1901		1849	1854	1905			1854	1910	1930	1920		
LUTON		1742	1750	1759		1804	1813	1832		1823	1838		1823	1834	1843	1905	1849	1857	1909	1851		1904	1913	1934	1923	1934	
Leagrave				1803		1817				1827	1842			1847		1853		1913					1917		1927		
Harlington				1808		1822				1832	1847			1852		1905		1918					1922		1932		
Flitwick			1801	1812		1815	1826			1836	1851			1845	1856		1900		1922			1915	1926		1936	1945	
BEDFORD			1814	1824		1828	1838			1848	1904		1838	1858	1908		1912	1920	1934			1909	1928	1938	1948	1938	

Passengers may leave London later and arrive at highlighted stations earlier by using an alternative service. Please check adjacent columns for alternative services

- 1 - First Class accommodation available
- 1 - Interchange with Tramlink
- 1 - Interchange with London Underground
- 1 - Interchange with Eurostar services
- 4+ - Service formed of 4 carriages
- 8+ - Service formed of 8 carriages

- ⤴ - Station within Airport terminal
- ⤵ - Station with a frequent shuttle bus to London Luton Airport

- EPH - Service from Elephant & Castle
- SEV - Service from Sevenoaks
- SUO - Service from Sutton

# - These services depart from East Midlands Trains platforms (platforms 1-4)

EM - Train operated by East Midlands Trains ([www.eastmidlandstrains.co.uk](http://www.eastmidlandstrains.co.uk))

FC - Train operated by First Capital Connect ([www.firstcapitalconnect.co.uk](http://www.firstcapitalconnect.co.uk))

FS - These services are operated by First Capital Connect north of Blackfriars and by Southeastern south of Blackfriars

LIGHT - For stations and times in light type, the full service is not shown on this Table.

See Tables 2 or 3 for all services and stations between Brighton or Sutton / Wimbledon and London.

! - All services shown in this timetable may be subject to alteration, especially services on Bank Holidays, at Weekends, and services with the column note ⚠ Check pages 22 to 29 for a summary of alterations.

Visit [www.firstcapitalconnect.co.uk/changes](http://www.firstcapitalconnect.co.uk/changes), look for posters displaying ⚠ Changes to Train Times, or call National Rail Enquiries on: 08457 48 49 50 (24hrs) for details of planned changes to services.

+ - Train formations shown on this table represent the shortest formations planned and as extra rolling stock becomes available some services will be formed of additional carriages

- Off-peak Day (return portion), Family Travelcard and One Day Off-peak Travelcard tickets are not valid during the evening peak for travel from stations tinted in blue to stations between St Albans and Bedford inclusive
- Off-peak Return (outward & return portion), Off-peak Day (return portion), Family Travelcard and One Day Off-peak Travelcard tickets are not valid during the evening peak from stations tinted red to stations between St Albans & Bedford

Notes and Symbols	FC	FC	FS	FC	FC	EM	FC	FC	FC	FS	FC	EM	FC	FC	FS	FC	FC	EM	FC	FC	FS	FC	FC	EM	FC	FC	FS	FC	FC	
	FC	FC	SEV	FC	FC	EM	FC	FC	FC	SEV	FC	EM	FC	FC	SEV	TBD	FC	FC	EM	FC	FC	SEV	FC	FC	EM	FC	FC	SEV	FC	FC
BRIGHTON	1737			1804			1807		1834							1837														2004
GATWICK AIRPORT	1816			1831			1846		1901							1916													2016	2031
EAST CROYDON	1832			1847			1902		1917							1932													2017	2047
SUTTON		1808			1832			1840					1906			1910											2010			2040
WIMBLEDON		1826						1858								1928												2026		
LONDON BRIDGE	1845			1900			1917		1930							1945												2015		
BLACKFRIARS	1856	1900	1906	1912	1916		1924	1932	1938	1942	1946		1954	2000	2004	2008	2016		2024	2028	2034	2038	2046		2054	2100	2104	2108	2116	
City Thameslink	1858	1902	1908	1914	1918		1926	1934	1940	1945	1948		1956	2002	2006	2011	2018		2026	2030	2036	2041	2048		2056	2102	2107	2110	2118	
Farringdon	1901	1905	1911	1917	1921		1930	1938	1944	1948	1952		2000	2006		2014	2022		2030	2036		2044	2052		2100	2106	2110	2114	2122	
ST PANCRAS INTERNATIONAL	1906	1910	1916	1922	1926	19#30	1934	1942	1948	1952	1956	20#00	2004	2010		2018	2026	20#30	2034	2040		2048	2056	21#00	2104	2110	2114	2118	2126	
Kentish Town		1914			1930			1946		1958	2000					2014												2044		
West Hampstead Thameslink		1918		1929	1934		1941	1949			2003					2011	2017											2041	2047	
Cricklewood		1921			1937			1952			2006					2020												2050	2106	
Hendon		1924			1940			1955			2009					2023												2053	2109	
Mill Hill Broadway		1927			1943			1959			2013					2027												2057	2113	
Elstree & Borehamwood		1932			1948			2003			2017					2031												2101	2117	
Radlett		1936			1952			2008			2022					2038												2108	2122	
ST ALBANS	1926	1942	1938	1946	2000		1955	2015	2010		2030		2025	2045		2040	2059		2055	2115		2110	2129		2125	2145	2140	2159		
Harpenden	1934	1948	1944	1952	2006		2002	2020	2016		2036		2032	2050		2046			2102	2120		2116			2132	2150	2146			
LUTON AIRPORT PARKWAY	1940	1954		1958	2012	1951	2008	2026	2022		2042		2038	2056		2052		2051	2108	2126		2122			2138	2156	2152			
LUTON	1943	1958	1950	2003	2015		2011	2030	2025		2045	2023	2041	2100		2055			2111	2130		2125			2123	2141	2200	2155		
Leagrave	1947		1954	2006	2018		2014	2028	2048		2044			2058		2058			2114			2128			2144			2158		
Harlington	1952			2012	2024		2020	2034	2054		2050			2104		2104			2120			2134			2150			2204		
Flitwick	1956			2016	2028		2024	2038	2058		2058			2054		2108			2124			2138			2154			2208		
BEDFORD	2008		2012	2028	2040	2007	2036	2050			2110	2037	2106			2120			2106	2136		2150			2137	2206			2220	

Passengers may leave London later and arrive at highlighted stations earlier by using an alternative service. Please check adjacent columns for alternative services

- First Class accommodation available
- Interchange with Tramlink
- Interchange with London Underground
- Interchange with Eurostar services
- Service formed of 4 carriages
- Service formed of 8 carriages
- Station within Airport terminal
- Station with a frequent shuttle bus to London Luton Airport
- SEV** - Service from Sevenoaks
- SUO** - Service from Sutton
- TBD** - Service from Three Bridges

# - These services depart from East Midlands Trains platforms (platforms 1-4)  
 EM - Train operated by East Midlands Trains (www.eastmidlandstrains.co.uk)  
 FC - Train operated by First Capital Connect (www.firstcapitalconnect.co.uk)  
 FS - These services are operated by First Capital Connect north of Blackfriars and by Southeastern south of Blackfriars

LIGHT - For stations and times in light type, the full service is not shown on this Table.  
 See Tables 2 or 3 for all services and stations between Brighton or Sutton / Wimbledon and London.

! - All services shown in this timetable may be subject to alteration, especially services on Bank Holidays, at Weekends, and services with the column note Check pages 22 to 29 for a summary of alterations.  
 Visit [www.firstcapitalconnect.co.uk/changes](http://www.firstcapitalconnect.co.uk/changes), look for posters displaying Changes to Train Times, or call National Rail Enquiries on: 08457 48 49 50 (24hrs) for details of planned changes to services.  
 + - Train formations shown on this table represent the shortest formations planned and as extra rolling stock becomes available some services will be formed of additional carriages

Notes and Symbols	EM	FC	FC SUO	FC	FC	EM	FC	FC SUO	EM	FC	FC	FC	FC	FC	FC	EM	FC	FC	FC	FC	FC	FC	FC	FC	EM	FC	FC	FC	
BRIGHTON		2007		2034			2037						2111				2137				2207							2233	
GATWICK AIRPORT	+	2046		2101			2116						2146				2216				2246							2316	
EAST CROYDON	⊕	2102		2117			2132						2202				2232				2302							2332	
SUTTON	⊕						2110																						
WIMBLEDON	⊕		2055					2125																					
LONDON BRIDGE	⊕	2115		2130			2145						2217	2225	2240		2247	2255	2305		2317	2325					2347	2355	
BLACKFRIARS	⊕	2124	2130	2138	2146		2154	2206					2240	2255			2310	2320		2340								0010	
City Thameslink	⊕	2126	2132	2140	2148		2156	2208					2242	2257			2312	2322											
Farringdon	⊕	2130	2136	2144	2152		2200	2212					2245	2300			2315	2325			2345							0015	
ST PANCRAS INTERNATIONAL	⊕	21#30	2134	2140	2148	2156	22#00	2204	2216	22#25	2234	2248		2255	2304	2310	23#15	2318		2325	2334	2335	2348		2355	0004	00#15	0018	0025
Kentish Town	⊕		2144		2200		2220					2253				2323			2353									0023	
West Hampstead Thameslink	⊕	2141	2147		2203		2211	2223		2241	2256		2311			2326		2341	2356		0011							0025	
Cricklewood			2150		2206		2226				2259					2329			2359									0028	
Hendon			2153		2209		2229				2302					2331			0002									0031	
Mill Hill Broadway			2157		2213		2233				2306					2336			0006									0036	
Elstree & Borehamwood			2201		2217		2237				2310					2339			0010									0039	
Radlett			2208		2222		2242				2315					2345			0015									0044	
ST ALBANS		2155	2215	2210	2229		2225	2248		2255	2321		2325			2351		2355	0021		0025							0050	
Harpenden		2202	2220	2216			2232	2254		2302	2327		2332			2357		0002	0027		0032							0056	
LUTON AIRPORT PARKWAY	⊕	2153	2208	2226	2222		2238	2300	2248	2308	2333		2338			0003		0008	0033		0038	0046						0102	
LUTON		2211	2230	2225		2224	2241	2303		2311	2336		2341		2346	0006		0011	0036		0041	0050						0105	
Leagrave		2214		2228			2244	2306		2314	2339		2344			0009		0014	0039		0044							0109	
Harlington		2220		2234			2250	2312		2320	2345		2350			0015		0020	0045		0050							0114	
Flitwick		2224		2238			2254	2316		2324	2349		2354			0019		0024	0049		0054							0118	
BEDFORD	⊕	2208	2236	2250		2239	2306	2328	2303	2336	0001		0006		0009	0031		0036	0101		0106	0110						0131	

Passengers may leave London later and arrive at highlighted stations earlier by using an alternative service. Please check adjacent columns for alternative services

# - These services depart from East Midlands Trains platforms (platforms 1-4)

j - These services arrive at lower level platforms (platforms 8-16)

EM - Train operated by East Midlands Trains ([www.eastmidlandstrains.co.uk](http://www.eastmidlandstrains.co.uk))

FC - Train operated by First Capital Connect ([www.firstcapitalconnect.co.uk](http://www.firstcapitalconnect.co.uk))

- ⊕ - First Class accommodation available
- ⊕ - Interchange with Tramlink
- ⊕ - Interchange with London Underground
- ⊕ - Interchange with Eurostar services

- +
- ⊕ - Station within Airport terminal
- ⊕ - Station with a frequent shuttle bus to London Luton Airport
- ⊕ - Bus service; heavy luggage, prams, bicycles etc. may not be conveyed
- SUO - Service from Sutton
- TSM - Tuesday to Saturday mornings

LIGHT - For stations and times in light type, the full service is not shown on this Table.

See Tables 2 or 3 for all services and stations between Brighton or Sutton / Wimbledon and London.

! - All services shown in this timetable may be subject to alteration, especially services on Bank Holidays, at Weekends, and services with the column note ⊕ Check pages 22 to 29 for a summary of alterations. Visit [www.firstcapitalconnect.co.uk/changes](http://www.firstcapitalconnect.co.uk/changes), look for posters displaying ⊕ Changes to Train Times, or call National Rail Enquiries on: 08457 48 49 50 (24hrs) for details of planned changes to services.

	Notes and Symbols	FC	FC	FC	FC	FC	FC
		TSM	1	TSM	TSM	1	TSM
BRIGHTON			2311			2337	
GATWICK AIRPORT	⬇		2343			0015	
EAST CROYDON	Ⓜ		0004			0036	
SUTTON	Ⓜ						
WIMBLEDON	Ⓜ						
LONDON BRIDGE	Ⓜ		00j19	0025		00j52	0100
BLACKFRIARS	Ⓜ			0040			0115
City Thameslink	Ⓜ			⬇			⬇
Farringdon	Ⓜ			0045			
ST PANCRAS INTERNATIONAL	Ⓜ	0038		0055	0108		0125 0138
Kentish Town	Ⓜ	0043			0113		0143
West Hampstead Thameslink	Ⓜ	0046			0116		0146
Cricklewood		0049			0119		0149
Hendon		0052			0122		0152
Mill Hill Broadway		0056			0126		0156
Elstree & Borehamwood		0100			0130		0200
Radlett		0105			0135		0205
ST ALBANS		0111			0142		0211
Harpenden		0117			0148		0217
LUTON AIRPORT PARKWAY	⬆	0123			0154		0223
LUTON		0127			0157		0227
Leagrave		0130			0200		0230
Harlington		0136			0206		0236
Flitwick		0140			0210		0240
BEDFORD	Ⓜ	0152			0222		0252

j - These services arrive at lower level platforms (platforms 8-16)

FC - Train operated by First Capital Connect ([www.firstcapitalconnect.co.uk](http://www.firstcapitalconnect.co.uk))

- 1 - First Class accommodation available
- Ⓜ - Interchange with Tramlink
- Ⓜ - Interchange with London Underground
- Ⓜ - Interchange with Eurostar services

- ⬆ - Station within Airport terminal
- ⬆ - Station with a frequent shuttle bus to London Luton Airport
- Ⓜ - Bus service; heavy luggage, prams, bicycles etc. may not be conveyed
- TSM - Tuesday to Saturday mornings

LIGHT - For stations and times in light type, the full service is not shown on this Table.

See Tables 2 or 3 for all services and stations between Brighton or Sutton / Wimbledon and London.

**This page is intentionally blank**

Notes and Symbols	FC	FC	FC	FC	FC	FC	FC	FC	FC	EM	FC	FC	EM	FC	EM	EM	FC	FC	EM	FC	FC	FC		
LONDON BRIDGE		0320			0420			0520			Please use local bus and tube services to travel to / from these stations when no trains are operating. For details of alternative routes and services please see pages 22 and 23													
BLACKFRIARS		0335			0435			0535																
City Thameslink																								
Farringdon																								
ST PANCRAS INTERNATIONAL		0238	0345	0404	0434	0445	0504	0534	0550	0604	06#10	0618	0634	06#37	0648	06#55	07#00	0704	0720	07#30	0734	0738	0750	
Kentish Town		0243	0409	0439		0509	0539		0609			0609						0709					0744	
West Hampstead Thameslink		0246	0412	0442		0512	0542		0612			0625	0642		0655			0712	0729				0747	0759
Cricklewood		0249	0415	0445		0515	0545		0615			0645						0715					0750	
Hendon		0252	0418	0448		0518	0548		0618			0648						0718					0753	
Mill Hill Broadway		0256	0422	0452		0522	0552		0622			0652						0722					0757	
Elstree & Borehamwood		0300	0426	0456		0526	0556		0626			0635	0656		0705			0726	0739				0801	0809
Radlett		0304	0430	0500		0530	0600		0630			0701						0731					0806	
ST ALBANS		0311	0437	0507		0537	0607		0637			0642	0708		0712			0738	0746			0755	0812	0816
Harpenden		0317	0443	0513		0543	0613		0643			0648	0714		0718			0744	0752			0802	0818	0822
LUTON AIRPORT PARKWAY		0323	0449	0519		0549	0619		0649			0654	0720		0724	0716		0750	0758	0751		0808	0822	0828
LUTON		0327	0453	0523		0553	0623		0653	0633	0657	0724	0659	0727			0723	0754	0801			0811	0828	0831
Leagrave		0330	0456	0526		0556	0626		0656			0700						0730	0804			0814	0834	
Harlington		0336	0502	0532		0602	0632		0702			0706						0736	0810			0820	0840	
Flitwick		0340	0506	0536		0606	0636		0706			0710						0740	0814			0824	0844	
BEDFORD		0352	0518	0548		0618	0648		0718	0647	0722			0752			0738	0826	0806	0836		0856		

Passengers may leave London later and arrive at highlighted stations earlier by using an alternative service. Please check adjacent columns for alternative services




- # - These services depart from East Midlands Trains platforms (platforms 1-4)
- EM - Train operated by East Midlands Trains ([www.eastmidlandstrains.co.uk](http://www.eastmidlandstrains.co.uk))
- FC - Train operated by First Capital Connect ([www.firstcapitalconnect.co.uk](http://www.firstcapitalconnect.co.uk))

- First Class accommodation available
- Interchange with London Underground
- Interchange with Eurostar services

- Station with a frequent shuttle bus to London Luton Airport
- Bus service; heavy luggage, prams, bicycles etc. may not be conveyed

! - All services shown in this timetable may be subject to alteration, especially services on Bank Holidays, at Weekends, and services with the column note Check pages 22 to 29 for a summary of alterations. Visit [www.firstcapitalconnect.co.uk/changes](http://www.firstcapitalconnect.co.uk/changes), look for posters displaying Changes to Train Times, or call National Rail Enquiries on: 08457 48 49 50 (24hrs) for details of planned changes to services.



Notes and Symbols	EM	FC	FC	FC	EM	FC	FC	FC		EM	FC	FC	FC	EM	FC	FC	EM	FC	FC	EM	FC	FC	EM	FC	FC	EM				
	□	□		□	□	□	□			□	□		□	□		□	□		□	□		□	□		□	□				
LONDON BRIDGE □	Please use local bus and tube services to travel to / from these stations when no trains are operating. For details of alternative routes and services please see pages 22 and 23																													
BLACKFRIARS □																														
City Thameslink □																														
Farringdon □																														
ST PANCRAS INTERNATIONAL 	08#00	0804	0808	0820	08#30	0834	0838	0850		19#00	1904	1908	1920	19#30	1934	1948	20#00	2004	2018	20#30	2034	2048	21#00	2104	2118	21#30	2134	2144	22#00	
Kentish Town			0814	↓			0844	↓				1914	↓			1953			2023			2053			2123			2149		
West Hampstead Thameslink			0817	0829			0847	0859				1917	1929			1956			2026			2056			2126			2152		
Cricklewood			0820				0850					1920				1959			2029			2059			2129			2155		
Hendon			0823				0853					1923				2002			2032			2102			2132			2158		
Mill Hill Broadway			0827				0857					1927				2006			2036			2106			2136			2202		
Elstree & Borehamwood			0831	0839			0901	0909				1931	1939			2010			2040			2110			2140			2206		
Radlett			0836				0906					1936				2014			2044			2114			2144			2210		
ST ALBANS			0825	0842	0846		0855	0912	0916			1925	1942	1946		1955	2020		2025	2050		2055	2120		2125	2150	2155	2216		
Harpenden			0832	0847	0852		0902	0917	0922			1932	1947	1952		2002	2026		2032	2056		2102	2126		2132	2156		2202	2222	
LUTON AIRPORT PARKWAY 			0838	0853	0858	0851	0908	0923	0928			1938	1953	1958	1951	2008	2032		2038	2102	2051	2108	2132		2138	2202	2151	2208	2228	
LUTON	0823	0841	0857	0901			0911	0927	0931	1923	1941	1957	2001		2011	2036	2023	2041	2106		2111	2136	2123	2141	2206	2211	2231	2234		
Leagrave			0844		0904		0914		0934			1944		2004		2014	2039		2044	2109		2114	2139		2144	2209		2214	2234	
Harlington			0850		0910		0920		0940			1950		2010		2020	2045		2050	2115		2120	2145		2150	2215		2220	2240	
Flitwick			0854		0914		0924		0944			1954		2014		2024	2049		2054	2119		2124	2149		2154	2219		2224	2244	
BEDFORD 	0837	0906		0926	0906	0936		0956		1937	2006		2026	2006	2036	2101	2037	2106	2131	2106	2136	2201	2138	2206	2231	2206	2236	2256	2257	

and at the same minutes past each hour until

Passengers may leave London later and arrive at highlighted stations earlier by using an alternative service. Please check adjacent columns for alternative services

# - These services depart from East Midlands Trains platforms (platforms 1-4)

EM - Train operated by East Midlands Trains ([www.eastmidlandstrains.co.uk](http://www.eastmidlandstrains.co.uk))

FC - Train operated by First Capital Connect ([www.firstcapitalconnect.co.uk](http://www.firstcapitalconnect.co.uk))

-  - First Class accommodation available
-  - Interchange with London Underground
-  - Interchange with Eurostar services
-  - Station with a frequent shuttle bus to London Luton Airport

! - All services shown in this timetable may be subject to alteration, especially services on Bank Holidays, at Weekends, and services with the column note  Check pages 22 to 29 for a summary of alterations. Visit [www.firstcapitalconnect.co.uk/changes](http://www.firstcapitalconnect.co.uk/changes), look for posters displaying  Changes to Train Times, or call National Rail Enquiries on: 08457 48 49 50 (24hrs) for details of planned changes to services.

Notes and Symbols	FC	FC	EM	FC	FC	FC	FC	FC	FC	FC	FC	FC	FC	FC	FC
	1		1	1		1	1		1	SuM	SuM	SuM	SuM	SuM	SuM
LONDON BRIDGE															0100
BLACKFRIARS															0115
City Thameslink															
Farringdon															
ST PANCRAS INTERNATIONAL	2204	2214	22#25	2234	2248	2304	2318	2334	2348	0004	0018	0038	0108	0125	0138
Kentish Town		2219			2253		2323	↓	2353	↓	0023	0043	0113		0143
West Hampstead Thameslink		2222			2256		2326	2341	2356	0011	0026	0046	0116		0146
Cricklewood		2225			2259		2329	↓	2359	↓	0029	0049	0119		0149
Hendon		2228			2302		2332	↓	0002	↓	0032	0052	0122		0152
Mill Hill Broadway		2232			2306		2336	↓	0006	↓	0036	0056	0126		0156
Elstree & Borehamwood		2236			2310		2340	↓	0010	↓	0040	0100	0130		0200
Radlett	↓	2240		↓	2314	↓	2344	↓	0014	↓	0044	0105	0135		0205
ST ALBANS	2226	2246		2256	2320	2326	2350	2357	0020	0026	0050	0111	0141		0211
Harpenden	2232	2252	↓	2302	2326	2332	2356	0003	0026	0033	0056	0117	0147		0217
LUTON AIRPORT PARKWAY	2238	2258	2301	2308	2332	2338	0002	0009	0032	0039	0102	0123	0153		0223
LUTON	2241	2301		2311	2336	2341	0006	0012	0036	0042	0106	0127	0157		0227
Leagrave	2244	2304		2314	2339	2344	0009	0015	0039	0045	0109	0130	0200		0230
Harlington	2250	2310		2320	2345	2350	0015	0021	0045	0051	0115	0136	0206		0236
Flitwick	2254	2314	↓	2324	2349	2354	0019	0025	0049	0055	0119	0140	0210		0240
BEDFORD	2306	2326	2326	2336	0001	0006	0031	0037	0101	0107	0131	0152	0222		0252

# - These services depart from East Midlands Trains platforms (platforms 1-4)

EM - Train operated by East Midlands Trains ([www.eastmidlandtrains.co.uk](http://www.eastmidlandtrains.co.uk))

FC - Train operated by First Capital Connect ([www.firstcapitalconnect.co.uk](http://www.firstcapitalconnect.co.uk))

- First Class accommodation available

- Interchange with London Underground

- Interchange with Eurostar services

- Station with a frequent shuttle bus to London Luton Airport

- Bus service; heavy luggage, prams, bicycles etc. may not be conveyed

SuM - Sunday mornings

**This page is intentionally blank**

Notes and Symbols	FC	FC	FC	FC	FC	FC	EM	FC	EM	FC	FC	EM	FC	FC	FC	EM	FC	FC	FC	EM	FC	FC	FC	EM	FC	FC	FC	EM	FC						
	🚆	🚌	🚆	🚆	🚆	🚆	🚆	🚆	🚆	🚆	🚆	🚆	🚆	🚆	🚆	🚆	🚆	🚆	🚆	🚆	🚆	🚆	🚆	🚆	🚆	🚆	🚆	🚆	🚆						
LONDON BRIDGE 🚆		0605																																	
BLACKFRIARS 🚆		0620																																	
City Thameslink 🚆																																			
Farringdon 🚆		↓																																	
ST PANCRAS INTERNATIONAL 🚆	🚆	0604	0630	0704	0734	0804	0834	09#00	0904	09#30	0933	0937	10#00	1003	1007	1018	10#30	1033	1037	1048	11#00	1103	1107	1118	11#30	1133	1137	1148	12#00	1203					
Kentish Town 🚆	🚆	0609	0709	0739	0809	0839	0909		0941						1011	↓			1041	↓			1111	↓			1141	↓							
West Hampstead Thameslink 🚆	🚆	0612		0712	0742	0812	0842		0912						1014	1026			1044	1056			1114	1126			1144	1156							
Cricklewood 🚆		0615		0715	0745	0815	0845		0915						1017	↓			1047	↓			1117	↓			1147	↓							
Hendon 🚆		0618		0718	0748	0818	0848		0918						1020	↓			1050	↓			1120	↓			1150	↓							
Mill Hill Broadway 🚆		0622		0722	0752	0822	0852		0922						1024	↓			1054	↓			1124	↓			1154	↓							
Elstree & Borehamwood 🚆		0626		0726	0756	0826	0856		0926						1028	↓			1058	↓			1128	↓			1158	↓							
Radlett 🚆		0631		0731	0801	0831	0901		0931						1002	↓			1102	↓			1132	↓			1202	↓							
ST ALBANS 🚆		0637		0737	0807	0837	0907		0937						1025	1038	1041		1055	1108	1111		1125	1138	1141		1155	1208	1211	1225					
Harpenden 🚆		0643		0743	0813	0843	0913	↓	0943						1001	1013	↓		1031	1043	1047		1101	1113	1117	↓	1131	1143	1147	↓	1201	1213	1217	↓	1231
LUTON AIRPORT PARKWAY 🚆	→	0649		0749	0819	0849	0919	0930	0949	↓	1007	1019	1029	1037	1049	1053	↓		1107	1119	1123	1129	1137	1149	1153	1157	1207	1219	1223	1227	1237				
LUTON 🚆		0653		0753	0823	0853	0923		0953	0959	1011	1023			1041	1053	1057	1101	1111	1123	1127	1133	1141	1153	1157	1200	1211	1223	1227	1230	1241				
Leagrave 🚆		0656		0756	0826	0856	0926		0956						1044	1100			1114	1130	1144	1144	1200	1214	1230	1244									
Harlington 🚆		0702		0802	0832	0902	0932		1002						1050	1106			1120	1136	1150	1206	1220	1236	1250										
Flitwick 🚆		0706		0806	0836	0906	0936		1006						1054	1110			1124	1140	1154	1210	1224	1240	1254										
BEDFORD 🚆		0718		0818	0848	0918	0948	0949	1018	1018	1036				1049	1106			1122	1124	1136	1152	1156	1206	1222	1225	1236	1252	1256	1306					

# - These services depart from East Midlands Trains platforms (platforms 1-4)

EM - Train operated by East Midlands Trains ([www.eastmidlandtrains.co.uk](http://www.eastmidlandtrains.co.uk))

FC - Train operated by First Capital Connect ([www.firstcapitalconnect.co.uk](http://www.firstcapitalconnect.co.uk))

🚆 - First Class accommodation available

🚆 - Interchange with London Underground

🚆 - Interchange with Eurostar services

→ - Station with a frequent shuttle bus to London Luton Airport

🚌 - Bus service; heavy luggage, prams, bicycles etc. may not be conveyed

! - All services shown in this timetable may be subject to alteration, especially services on Bank Holidays, at Weekends, and services with the column note 🚆 Check pages 22 to 29 for a summary of alterations.

Visit [www.firstcapitalconnect.co.uk/changes](http://www.firstcapitalconnect.co.uk/changes), look for posters displaying 🚆 Changes to Train Times, or call National Rail Enquiries on: 08457 48 49 50 (24hrs) for details of planned changes to services.

Notes and Symbols	FC	FC	EM	FC	FC	FC	EM	FC	FC	FC	EM	FC	FC	FC	EM	FC	FC	FC	EM	FC	FC	FC	EM	FC	FC	EM	FC	FC	
LONDON BRIDGE																													
BLACKFRIARS																													
City Thameslink																													
Farringdon																													
ST PANCRAS INTERNATIONAL	1207	1218	12#30	1233	1237	1248	13#00	1303	1307	1318	13#30	1333	1337	1348	14#00	1403	1407	1418	14#30	1433	1437	1448	15#00	1503	1507	1518	15#30	1533	1537
Kentish Town	1211	↓			1241	↓			1311	↓				1341	↓			1411	↓			1441	↓			1511	↓		1541
West Hampstead Thameslink	1214	1226			1244	1256			1314	1326				1344	1356			1414	1426			1444	1456			1514	1526		1544
Cricklewood	1217				1247				1317					1347				1417				1447				1517			1547
Hendon	1220				1250				1320					1350				1420				1450				1520			1550
Mill Hill Broadway	1224				1254				1323					1354				1424				1454				1524			1554
Elstree & Borehamwood	1228				1258				1328					1358				1428				1458				1528			1558
Radlett	1232	↓			1302	↓			1332	↓				1402	↓			1432	↓			1502	↓			1532	↓		1602
ST ALBANS	1238	1241		1255	1308	1311		1325	1338	1341		1355	1408	1411		1425	1438	1441		1455	1508	1511		1525	1538	1541		1555	1608
Harpenden	1243	1247	↓	1301	1313	1317	↓	1331	1343	1347	↓	1401	1413	1417	↓	1431	1443	1447	↓	1501	1513	1517	↓	1531	1543	1547	↓	1601	1613
LUTON AIRPORT PARKWAY	1249	1253	1257	1307	1319	1323	1329	1337	1349	1353	1403	1407	1419	1423	1429	1437	1449	1453	↓	1507	1519	1523	1529	1537	1549	1553	↓	1607	1619
LUTON	1253	1257	1300	1311	1323	1327	1333	1341	1353	1357	1406	1411	1423	1427		1441	1453	1457	1501	1511	1523	1527		1541	1553	1557	1601	1611	1623
Legrave		1300		1314		1330		1344		1400		1414		1430		1444		1500		1514		1530		1544		1600		1614	
Harlington		1306		1320		1336		1350		1406		1420		1436		1450		1506		1520		1536		1550		1606		1620	
Flitwick		1310	↓	1324		1340	↓	1354		1410	↓	1424		1440	↓	1454		1510	↓	1524		1540	↓	1554		1610	↓	1624	
BEDFORD		1322	1326	1336		1352	1356	1406		1422	1421	1436		1452	1447	1506		1522	1517	1536		1552	1547	1606		1622	1617	1636	

Passengers may leave London later and arrive at highlighted stations earlier by using an alternative service. Please check adjacent columns for alternative services

- First Class accommodation available
- Interchange with London Underground
- Interchange with Eurostar services

- Station with a frequent shuttle bus to London Luton Airport

# - These services depart from East Midlands Trains platforms (platforms 1-4)  
 EM - Train operated by East Midlands Trains ([www.eastmidlandtrains.co.uk](http://www.eastmidlandtrains.co.uk))  
 FC - Train operated by First Capital Connect ([www.firstcapitalconnect.co.uk](http://www.firstcapitalconnect.co.uk))

! - All services shown in this timetable may be subject to alteration, especially services on Bank Holidays, at Weekends, and services with the column note Check pages 22 to 29 for a summary of alterations.  
 Visit [www.firstcapitalconnect.co.uk/changes](http://www.firstcapitalconnect.co.uk/changes), look for posters displaying Changes to Train Times, or call National Rail Enquiries on: 08457 48 49 50 (24hrs) for details of planned changes to services.

Notes and Symbols	FC	EM	FC	FC	FC	EM	FC	FC	FC	EM	FC	FC	FC	EM	FC	FC	FC	EM	FC	FC	FC	EM	FC	FC	FC	EM	FC	FC			
	1	1	1		1	1	1		1	1	1		1	1	1		1	1	1		1	1	1		1	1	1		1	1	1
LONDON BRIDGE																															
BLACKFRIARS																															
City Thameslink																															
Farringdon																															
ST PANCRAS INTERNATIONAL																															
Kentish Town	1548	16#00	1603	1607	1618	16#30	1633	1637	1648	17#00	1703	1707	1718	17#30	1733	1737	1748	18#00	1803	1807	1818	18#30	1833	1837	1848	19#00	1903	1907	1918		
West Hampstead Thameslink	1556			1614	1626			1644	1656			1714	1726			1744	1756			1814	1826			1844	1856			1914	1926		
Cricklewood				1617				1647				1717				1747				1817				1847			1917	1929			
Hendon				1620				1650				1720				1750				1820				1850			1920	1932			
Mill Hill Broadway				1624				1654				1724				1754				1824				1854			1924	1936			
Elstree & Borehamwood				1628				1658				1728				1758				1828				1858			1928	1940			
Radlett				1632				1702				1732				1802				1832				1902			1932	1944			
ST ALBANS	1611		1625	1638	1641		1655	1708	1711		1725	1738	1741		1755	1808	1811		1825	1838	1841		1855	1908	1911		1925	1938	1950		
Harpenden	1617		1631	1643	1647		1701	1713	1717		1731	1743	1747		1801	1813	1817		1831	1843	1847		1901	1913	1917		1931	1943	1956		
LUTON AIRPORT PARKWAY	1623	1629	1637	1649	1653		1707	1719	1723	1721	1737	1749	1753		1807	1819	1823	1821	1837	1849	1853		1907	1919	1923	1921	1937	1949	2002		
LUTON	1627		1641	1653	1657	1652	1711	1723	1727		1741	1753	1757	1752	1811	1823	1827		1841	1853	1857	1852	1911	1923	1927		1941	1953	2006		
Leagrave	1630		1644		1700		1714		1730		1744		1800		1814		1830		1844		1900		1914		1930		1944		2009		
Harlington	1636		1650		1706		1720		1736		1750		1806		1820		1836		1850		1906		1920		1936		1950		2015		
Flitwick	1640		1654		1710		1724		1740		1754		1810		1824		1840		1854		1910		1924		1940		1954		2019		
BEDFORD	1652	1647	1706		1722	1715	1736		1752	1745	1806		1822	1815	1836		1852	1845	1906		1922	1915	1936		1952	1945	2006		2031		

Passengers may leave London later and arrive at highlighted stations earlier by using an alternative service. Please check adjacent columns for alternative services

- First Class accommodation available
- Interchange with London Underground services
- Interchange with Eurostar services

- Station with a frequent shuttle bus to London Luton Airport

# - These services depart from East Midlands Trains platforms (platforms 1-4)  
 EM - Train operated by East Midlands Trains ([www.eastmidlandtrains.co.uk](http://www.eastmidlandtrains.co.uk))  
 FC - Train operated by First Capital Connect ([www.firstcapitalconnect.co.uk](http://www.firstcapitalconnect.co.uk))

Notes and Symbols	EM	FC	FC	EM	FC	FC	EM	FC	FC	EM	FC	FC	EM	FC	FC	EM	FC	EM	FC	FC	FC	FC	FC	FC	FC	FC	FC	FC	FC	FC	FC	FC	FC	FC			
	1	1		1	1		1	1		1	1		1	1		1	1		1	1		1	1		1	1		1	1		1	1		1	1		
LONDON BRIDGE																																				0025	0100
BLACKFRIARS																																				0040	0115
City Thameslink																																					
Farringdon																																				0045	
ST PANCRAS INTERNATIONAL	19#30	1934	1948	20#00	2004	2018	20#30	2034	2048	21#00	2104	2118	21#30	2134	2148	2204	22#30	2234	23#00	2304	2334	0004	0018	0038	0055	0108	0125	0138									
Kentish Town			1953			2023			2053			2123			2153	2209		2239		2309	2339	0009	0023	0043												0113	0143
West Hampstead Thameslink			1956			2026			2056			2126			2156	2212		2242		2312	2342	0012	0026	0046												0116	0146
Cricklewood			1959			2029			2059			2129			2159	2215		2245		2315	2345	0015	0029	0049												0119	0149
Hendon			2002			2032			2102			2132			2202	2218		2248		2318	2348	0018	0032	0052												0122	0152
Mill Hill Broadway			2006			2036			2106			2136			2206	2222		2252		2322	2352	0022	0036	0056												0126	0156
Elstree & Borehamwood			2010			2040			2110			2140			2210	2226		2256		2326	2356	0026	0040	0100												0130	0200
Radlett			2014			2044			2114			2144			2214	2231		2301		2331	0001	0031	0045	0105												0135	0205
ST ALBANS			1955	2020		2025	2050		2055	2120		2125	2150		2155	2220		2237		2307		2337	0007	0038	0052	0111										0142	0211
Harpenden			2001	2026		2031	2056		2101	2126		2131	2156		2201	2226		2243		2313		2343	0013	0044	0058	0117										0148	0217
LUTON AIRPORT PARKWAY			2007	2032	2023	2037	2102		2107	2132	2123	2137	2202		2207	2232		2249	2253	2319	2328	2349	0019	0050	0104	0123										0154	0223
LUTON	1952	2011	2036		2041	2106	2054	2111	2136		2141	2206	2154	2211	2236	2253		2323		2353	0023	0054	0108	0127												0157	0227
Leagrave			2014	2039		2044	2109		2114	2139		2144	2209		2214	2239		2256		2326		2356	0026	0057	0111	0130										0200	0230
Harlington			2020	2045		2050	2115		2120	2145		2150	2215		2220	2245		2302		2332		0002	0032	0103	0117	0136										0206	0236
Flitwick			2024	2049		2054	2119		2124	2149		2154	2219		2224	2249		2306		2336		0006	0036	0107	0121	0140										0210	0240
BEDFORD	2015	2036	2101	2047	2106	2131	2117	2136	2201	2147	2206	2231	2217	2236	2301	2318	2314	2348	2352	0018	0048	0119	0133	0152												0222	0252

Passengers may leave London later and arrive at highlighted stations earlier by using an alternative service. Please check adjacent columns for alternative services

- First Class accommodation available
- Interchange with London Underground
- Interchange with Eurostar services

- Station with a frequent shuttle bus to London Luton Airport
- MM** - Monday mornings
- Bus service; heavy luggage, prams, bicycles etc. may not be conveyed

# - These services depart from East Midlands Trains platforms (platforms 1-4)  
 EM - Train operated by East Midlands Trains ([www.eastmidlandtrains.co.uk](http://www.eastmidlandtrains.co.uk))  
 FC - Train operated by First Capital Connect ([www.firstcapitalconnect.co.uk](http://www.firstcapitalconnect.co.uk))



Notes and Symbols	FC	FC	FC	FC	FC	FC	FC	FC	FC	FC	FC	FC	FC	FC	FC	FC	FC	FC	FC	FC	EM	FC	FC	FS	EM	FC	FC	FC				
	1	2	TBD	1	2	TBD	1	2	TBD	1	2	1	2	1	2	1	2	1	2	1	1	2	1	2	1	2	1	2	1	2		
BEDFORD	0010			0110						0210				0310		0340	0410	0420			0450	0520	0532			0540	0556			0600		0616
Filtwick	0019			0119						0219				0319		0349	0419	0429			0459	0530				0549	0605			0609		0625
Harlington	0023			0123						0223				0323		0353	0423	0433			0503	0534				0553	0605			0613		
Leagrave	0029			0129						0229				0329		0359	0429	0439			0509	0539				0559			0619			
LUTON	0034			0134						0234				0334		0404	0434	0444			0514	0544	↓	0548	0604	0616	0624	0624	0618	0636		
LUTON AIRPORT PARKWAY	→	0036		0136						0236				0336		0406	0436	0446			0516	0546	0555	0550	0606			0626	0620			
Harpenden	0042			0142						0242				0342		0412	0442	0452			0522	0552		0556	0612	0622			0632	0626	0642	
ST ALBANS	0048			0148						0248				0348		0418	0448	0458			0528	0558		0602	0618	0628			0638	0632	0648	
Radlett	0053			0153						0253				0353		0423		0503			0533			0607					0637			
Elstree & Borehamwood	0057			0157						0257				0357		0427		0507			0537			0611					0641			
Mill Hill Broadway	0102			0202						0302				0402		0431		0511			0541			0615					0645			
Hendon	0104			0204						0304				0404		0434		0514			0544			0618					0648			
Cricklewood	0108			0208						0308				0408		0438		0518			0548			0622					0652			
West Hampstead Thameslink	⊖	0112		0212						0310				0412		0442	0502	0522			0552	0612		0625	0632			0652	0655			
Kentish Town	⊖	0116		0216						0314				0416		0446	0502	0526			0556	↓	↓	0629	↓	↓	↓	↓	0659			
ST PANCRAS INTERNATIONAL	⊖	0122	0130		0222	0230		0300		0322	0330		0400		0422	0430	0452	0512	0532	0556	0602	0620	06#21	0634	0640	0648	06#54	0700	0704	0708		
Farringdon	⊖															0457	0517	0537	0601	0607	0625		0639	0645	0653		0705	0709	0713			
City Thameslink	⊖															0521	0541	0603	0611	0627		0643	0647	0657		0707	0713	0717				
BLACKFRIARS	⊖		0140		0240		0310			0340		0410			0440	0504	0524	0544	0606	0614	0634		0646	0650	0706		0710	0716	0720			
LONDON BRIDGE	⊖		0155	02 05		0255	03 05	0325	03 35		0355	04 05	0425	04 35		0531	0551		0621	0643			0701				0716		↓			
WIMBLEDON	⊖																													0752		
SUTTON	⊖																													0754		
EAST CROYDON	⊖			0232			0332		0402			0432		0502		0532	0552	0604		0636	0656			0716				0732				
GATWICK AIRPORT	⊖			0252			0352		0424			0452		0522		0554	0608	0620		0652	0712			0732				0750				
BRIGHTON												0529		0559		0633	0647	0659		0729	0749			0807				0827				

Passengers may leave highlighted stations later and arrive at London earlier by using an alternative service. Please check adjacent columns for alternative services

- First Class accommodation available
- Interchange with Tramlink
- Interchange with London Underground
- Interchange with Eurostar services
- Service formed of 4 carriages
- Service formed of 8 carriages

- Station within Airport terminal
- Station with a frequent shuttle bus to London Luton Airport
- Bus service; heavy luggage, prams, bicycles etc. may not be conveyed

- SEV** - Service to Sevenoaks
- TBD** - Service to Three Bridges

# - These services arrive at East Midlands Trains platforms (platforms 1-4)  
 j - These services depart from lower level platforms (platforms 8-16)  
 EM - Train operated by East Midlands Trains ([www.eastmidlandtrains.co.uk](http://www.eastmidlandtrains.co.uk))  
 FC - Train operated by First Capital Connect ([www.firstcapitalconnect.co.uk](http://www.firstcapitalconnect.co.uk))  
 FS - These services are operated by First Capital Connect north of Blackfriars and by Southeastern south of Blackfriars

- Off-peak tickets are not valid during the morning peak at times tinted in blue. However, certain exceptions may apply. Please enquire at your local ticket office for details

LIGHT - For stations and times in light type, the full service is not shown on this Table.  
 See Tables 2 or 3 for all services and stations between London and Brighton or Wimbledon / Sutton.

! - All services shown in this timetable may be subject to alteration, especially services on Bank Holidays, at Weekends, and services with the column note Check pages 22 to 29 for a summary of alterations.  
 Visit [www.firstcapitalconnect.co.uk/changes](http://www.firstcapitalconnect.co.uk/changes), look for posters displaying Changes to Train Times, or call National Rail Enquiries on: 08457 48 49 50 (24hrs) for details of planned changes to services.  
 + - Train formations shown on this table represent the shortest formations planned and as extra rolling stock becomes available some services will be formed of additional carriages

Notes and Symbols	FS SEV	EM	FC	FC	FC	FC	EM	FS ORP	FS SEV	FC	EM	FC	FC	FC	FC	EM	FS SEV	FC	FC	FC SUO	EM	FC	FS SEV	FC	EM	FC	FC	EM	FC	
	1 4	1	1 3	3	3	3	1	3	3	1 3	1	3	1 3	1 3	3	1	3	1 3	1 3	3	1	1 3	3	1	3	3	1	3	1 3	
<b>BEDFORD</b>		0632	0620		0636	0625		0640		0656	0713		0700	0710				0716	0728			0722	0732	0744	0755				0748	
Filtwick		0629			0645	0634		0649		0705			0709					0725	0737			0731	0741						0757	
Harlington			0633			0638		0653					0713					0729				0735	0745						0801	
Leagrave			0639			0644		0659					0719	0728				0735				0741	0751	0800					0807	
<b>LUTON</b>		0629	0644	0638	0656	0649		0704	0656	0716	0729	0708	0724	0732	0720			0740	0748	0736	0756	0746	0756	0804			0801	0815	0812	
LUTON AIRPORT PARKWAY	+	0631	0646	0640		0651	0708	0706	0658			0710	0726		0722	0740		0742		0738		0748	0758		0812			0803	0814	
Harpenden		0637	0652	0646	0702	0657		0712	0704	0722		0716	0732	0738	0728			0748	0754	0744		0754	0804	0810				0809	0820	
<b>ST ALBANS</b>		0643	0658	0652	0708	0703		0718	0710	0728		0722	0738	0744	0734		0744	0756	0800	0750		0800	0812	0816		0806	0815		0826	
Radlett		0648		0657		0708			0715			0727		0739		0749		0756	0800	0754		0805	0812	0816		0811	0820			
Elstree & Borehamwood		0652		0701		0712			0719			0731		0743		0753		0759	0809		0809					0815	0824			
Mill Hill Broadway		0657		0705		0717			0724			0736		0748				0804				0809				0820	0829			
Hendon				0708					0727			0739		0751				0807				0811				0823				
Cricklewood				0712					0731			0743		0755				0811				0819				0827				
West Hampstead Thameslink	⊖	0704		0712	0715	0724			0735			0747		0759		0803		0815		0819		0819				0831	0836			
<b>Kentish Town</b>	⊖			0719					0739			0751			0803			0819				0819				0835				
<b>ST PANCRAS INTERNATIONAL</b>	⊖	0712	07#14	0720	0724	0728	0732	07#36	0740	0744	0748	07#55	0756	0800	0804	0808	08#09	0812	0816	0820	0824	08#26	0828	0832	0836	08#38	0840	0844	08#44	0848
Farringdon	⊖	0717		0725	0729	0733	0737		0745	0749	0753		0801	0805	0809	0813		0817	0821	0825	0829		0833	0837	0841		0845	0849	0853	
City Thameslink		0721		0729	0733	0737	0741		0749	0753	0757		0805	0809	0813	0817		0821	0825	0829	0833		0837	0841	0845		0849	0853	0856	
<b>BLACKFRIARS</b>		0724		0732	0735	0740	0744		0752	0756	0800		0808	0812	0816	0820		0824	0828	0832	0836		0840	0844	0848		0852	0856	0859	
<b>LONDON BRIDGE</b>	⊖		0740										0819																0906	
<b>WIMBLEDON</b>	⊖					0820							0847					0906			0917								0937	
<b>SUTTON</b>	⊖																	0906											0924	
EAST CROYDON	⊖			0756																									0924	
GATWICK AIRPORT	+			0812																									0941	
BRIGHTON				0849																									1019	

Passengers may leave highlighted stations later and arrive at London earlier by using an alternative service. Please check adjacent columns for alternative services

- First Class accommodation available
- Interchange with Tramlink
- Interchange with London Underground
- Interchange with Eurostar services
- + - Service formed of 4 carriages
- + - Service formed of 8 carriages

- Station within Airport terminal
- Station with a frequent shuttle bus to London Luton Airport

- ORP** - Service to Orpington
- SEV** - Service to Sevenoaks
- SUO** - Service to Sutton

# - These services arrive at East Midlands Trains platforms (platforms 1-4)

EM - Train operated by East Midlands Trains ([www.eastmidlandstrains.co.uk](http://www.eastmidlandstrains.co.uk))

FC - Train operated by First Capital Connect ([www.firstcapitalconnect.co.uk](http://www.firstcapitalconnect.co.uk))

FS - These services are operated by First Capital Connect north of Blackfriars and by Southeastern south of Blackfriars

LIGHT - For stations and times in light type, the full service is not shown on this Table.

See Tables 2 or 3 for all services and stations between London and Brighton or Wimbledon / Sutton.

! - All services shown in this timetable may be subject to alteration, especially services on Bank Holidays, at Weekends, and services with the column note Check pages 22 to 29 for a summary of alterations.

Visit [www.firstcapitalconnect.co.uk/changes](http://www.firstcapitalconnect.co.uk/changes), look for posters displaying **Changes to Train Times**, or call National Rail Enquiries on: **08457 48 49 50** (24hrs) for details of planned changes to services.

+ - Train formations shown on this table represent the shortest formations planned and as extra rolling stock becomes available some services will be formed of additional carriages

- Off-peak tickets are not valid during the **morning peak** at times tinted in blue. However, certain exceptions may apply. Please enquire at your local ticket office for details

Notes and Symbols	FC	FC	FS SEV	FC	EM	FC	FC	FS SEV	FC	FC	EM	FC	FC	EM	FS SEV	FC	FC	FC	FC	EM	FS SEV	FC	FC	FC	FC	FC	FS SEV	EM	
BEDFORD	0758			0804	0829		0820		0840	0902		0854	0918			0910	0918		0924	0948		0940	0948		0954	1018			
Flitwick	0807			0813		0829			0849			0903				0919	0927		0933			0949	0957		1003				
Harlington				0817		0833			0853			0907				0923			0937			0953			1007				
Leagrave				0823		0839			0859			0913				0929			0943			0959			1013				
LUTON	0820		0818	0828		0844		0854	0904	0919		0918			0914	0934	0940		0948	1004		0944	1004	1010		1018			
LUTON AIRPORT PARKWAY			0820	0830		0846		0856	0906			0920	0934		0916	0936			0950			0946	1006		1020		1034		
Harpenden	0826		0826	0836		0852		0902	0912			0926			0922	0942	0947		0956			0952	1012	1017		1026			
ST ALBANS	0832	0822	0832	0844		0842	0900	0858	0908	0918		0914	0934		0929	0948	0954	0943	1003			0959	1018	1024	1014	1034			
Radlett		0827	0837		0847			0903	0913			0919				0934			0948			1004			1019				
Elstree & Borehamwood		0831	0841		0851			0907	0917			0923				0938			0952			1008			1023				
Mill Hill Broadway		0836			0856			0912				0928				0943			0957			1013			1028				
Hendon		0839			0859			0915				0931				0946			1000			1016			1031				
Cricklewood		0843			0903			0919				0935				0950			1004			1021			1035				
West Hampstead Thameslink		0847	0851		0907			0922	0926			0938			0954			1010				1024			1038				
Kentish Town		0851			0911			0926				0942			0955	1000			1013			1026	1030			1042		1056	
ST PANCRAS INTERNATIONAL	0852	0856	0900	0904	09#08	0916	0920	0930	0934	0939	09#47	0948	0954	10#00	1000	1004	1009	1014	1018	1024	10#30	1030	1034	1039	1044	1048	1054	1100	11#01
Farringdon	0857	0901	0905	0909		0921	0925	0935	0939	0944		0953	0959		1005	1009	1014	1019	1023	1029		1035	1039	1044	1049	1053	1059	1105	
City Thameslink	0901	0905	0909	0913		0925	0929	0939	0943	0948		0957	1002		1009	1013	1017	1022	1027	1032		1039	1043	1047	1052	1057	1102	1109	
BLACKFRIARS	0904	0908	0912	0916		0928	0934	0942	0946	0950		1000	1005		1012	1016	1020	1026	1030	1035		1042	1046	1050	1056	1100	1105	1112	
LONDON BRIDGE			0925			0942			0958			1011				1026			1041			1056			1111				
WIMBLEDON	0933	0947						1017								1047						1117							
SUTTON		1005			1007			1035			1037					1105			1107			1135			1137				
EAST CROYDON				0939		0954			1010			1024				1039			1054			1109			1124				
GATWICK AIRPORT				0957		1011			1026			1041				1056			1111			1126			1141				
BRIGHTON				1024		1049			1054			1117				1124			1149			1154			1217				

Passengers may leave highlighted stations later and arrive at London earlier by using an alternative service. Please check adjacent columns for alternative services

- FC - First Class accommodation available
- EM - Interchange with Tramlink
- FS - Interchange with London Underground
- SEV - Interchange with Eurostar services
- 8+ - Service formed of 8 carriages

- ⤴ - Station within Airport terminal
- ↕ - Station with a frequent shuttle bus to London Luton Airport

SEV - Service to Sevenoaks

# - These services arrive at East Midlands Trains platforms (platforms 1-4)  
 EM - Train operated by East Midlands Trains (www.eastmidlandstrains.co.uk)  
 FC - Train operated by First Capital Connect (www.firstcapitalconnect.co.uk)  
 FS - These services are operated by First Capital Connect north of Blackfriars and by Southeastern south of Blackfriars

LIGHT - For stations and times in light type, the full service is not shown on this Table.  
 See Tables 2 or 3 for all services and stations between London and Brighton or Wimbledon / Sutton.

! - All services shown in this timetable may be subject to alteration, especially services on Bank Holidays, at Weekends, and services with the column note ⚠ Check pages 22 to 29 for a summary of alterations.  
 Visit [www.firstcapitalconnect.co.uk/changes](http://www.firstcapitalconnect.co.uk/changes), look for posters displaying ⚠ Changes to Train Times, or call National Rail Enquiries on: 08457 48 49 50 (24hrs) for details of planned changes to services.  
 + - Train formations shown on this table represent the shortest formations planned and as extra rolling stock becomes available some services will be formed of additional carriages

Notes and Symbols	FC	FC	FC	FC	FC	EM	FS SEV	FC	FC	FC	FC	FS SEV	EM	FC	FC	FC	FC	EM	FS SEV	FC	FC	FC	FC	FS SEV	EM	FC	FC	FC	FC	
BEDFORD		1010	1018		1024	1049		1040		1054		1118		1110		1124	1149		1140		1154		1219		1210		1224			
Flitwick		1019	1027		1033			1049		1103				1119		1133			1149		1203				1219		1233			
Harlington		1023			1037			1053		1107				1123		1137			1153		1207				1223		1237			
Leagrave		1029	↓		1043			1059		1113				1129		1143			1159		1213				1229		1243			
LUTON		1014	1034	1040		1048	1105		1044	1104		1118		1114	1134	1148	1205		1144	1204		1218		1214	1234	1248				
LUTON AIRPORT PARKWAY	→	1016	1036	↓		1050		1046	1106		1120		1134	1116	1136		1150		1146	1206		1220		1235	1216	1236	1250			
Harpenden		1022	1042	1047		1056		1052	1112		1126			1122	1142		1156		1152	1212		1226		1222	1242	1256				
ST ALBANS		1029	1048	1054	1043	1104		1059	1118	1113	1134			1129	1148	1143	1204		1159	1218	1213	1234		1229	1248	1243	1304			
Radlett		1034			1048			1104		1118				1134		1148			1204	1218		1234		1234		1248				
Elstree & Borehamwood		1038			1052			1108		1122				1138		1152			1208	1222		1238		1238		1252				
Mill Hill Broadway		1043			1057			1113		1127				1143		1157			1213	1227		1243		1243		1257				
Hendon		1046			1100			1116		1130				1146		1200			1216	1230		1246		1246		1300				
Cricklewood		1050			1104			1120		1134				1150		1204			1220	1234		1250		1250		1304				
West Hampstead Thameslink	e	1054			1108			1124		1138				1154		1208			1224	1238		1254		1254		1308				
Kentish Town	e	1100			1112			1126	1130		1142			1200		1212			1226	1230		1242		1256		1300	1312			
ST PANCRAS INTERNATIONAL	≡ e	1104	1109	1114	1118	1124	11#29	1130	1134	1139	1148	1154	1200	12#03	1204	1209	1218	1224	12#29	1230	1234	1239	1248	1254	1300	13#01	1304	1309	1318	1324
Farringdon	e	1109	1114	1119	1123	1129		1135	1139	1144	1153	1159	1205		1209	1214	1223	1229		1235	1239	1244	1253	1259	1305		1309	1314	1323	1329
City Thameslink	e	1113	1117	1122	1127	1132		1139	1143	1147	1157	1202	1209		1213	1217	1227	1232		1239	1243	1247	1257	1302	1309		1313	1317	1327	1332
BLACKFRIARS	e	1116	1120	1126	1130	1135		1142	1146	1150	1200	1205	1212		1216	1220	1230	1235		1242	1246	1250	1300	1305	1312		1316	1320	1330	1335
LONDON BRIDGE	e	↓	1126			1141		↓	1156		1211			↓	1226		1241			↓	1256		1311			↓	1326		1341	
WIMBLEDON	e	1147				1217			↓	1217				↓	1247				↓	1317				↓	1347			↓	1407	
SUTTON	e	1205	↓		1207	↓		1235	↓	1237	↓			1305	↓	1307	↓			1335	↓	1337	↓			1405	↓	1407	↓	
EAST CROYDON	≡		1139			1154			1209		1224				1239		1254			1309		1324				1339		1354		
GATWICK AIRPORT	→		1156			1211			1226		1241				1256		1311			1326		1341				1356		1411		
BRIGHTON			1224			1249			1254		1317				1324		1349			1354		1417				1425		1449		

Passengers may leave highlighted stations later and arrive at London earlier by using an alternative service. Please check adjacent columns for alternative services

- - First Class accommodation available
- ≡ - Interchange with Tramlink
- e - Interchange with London Underground
- ≡ - Interchange with Eurostar services

- - Station within Airport terminal
- - Station with a frequent shuttle bus to London Luton Airport

SEV - Service to Sevenoaks

# - These services arrive at East Midlands Trains platforms (platforms 1-4)

EM - Train operated by East Midlands Trains ([www.eastmidlandtrains.co.uk](http://www.eastmidlandtrains.co.uk))

FC - Train operated by First Capital Connect ([www.firstcapitalconnect.co.uk](http://www.firstcapitalconnect.co.uk))

FS - These services are operated by First Capital Connect north of Blackfriars and by Southeastern south of Blackfriars

LIGHT - For stations and times in light type, the full service is not shown on this Table.

See Tables 2 or 3 for all services and stations between London and Brighton or Wimbledon / Sutton.

! - All services shown in this timetable may be subject to alteration, especially services on Bank Holidays, at Weekends, and services with the column note e Check pages 22 to 29 for a summary of alterations. Visit [www.firstcapitalconnect.co.uk/changes](http://www.firstcapitalconnect.co.uk/changes), look for posters displaying e Changes to Train Times, or call National Rail Enquiries on: 08457 48 49 50 (24hrs) for details of planned changes to services.

Notes and Symbols	EM	FS SEV	FC	FC	FC	FC	FS SEV	EM	FC	FC	FC	FC	EM	FS SEV	FC	FC	FC	FC	FS SEV	EM	FC	FC	FC	FC	EM	FS SEV	FC	FC	FC		
	□	□	□	□	□	□	□	□	□	□	□	□	□	□	□	□	□	□	□	□	□	□	□	□	□	□	□	□	□	□	
BEDFORD	1249		1240		1254		1318		1310		1324	1349		1340		1354		1419		1410		1424	1449		1440						
Flitwick			1249		1303				1319		1333			1349		1403				1419		1433				1449					
Harlington			1253		1307				1323		1337			1353		1407				1423		1437				1453					
Leagrave	↓		1259		1313				1329		1343	↓		1359		1413				1429		1443	↓			1459					
LUTON	1305		1244	1304	1318		↓	1314	1334	1348	1405		1344	1404	1418		↓	1414	1434	1448	1505			1444	1504						
LUTON AIRPORT PARKWAY	→		1246	1306	1320		1334	1316	1336	1350			1346	1406	1420		1435	1416	1436	1450				1446	1506						
Harpenden			1252	1312	1326				1322	1342			1352	1412	1426				1422	1442					1456	1512					
ST ALBANS			1259	1318	1313	1334			1329	1348	1343	1404		1359	1418	1413	1434		1429	1448	1443	1504			1459	1518	1513				
Radlett			1304		1318				1334	1348			1404	1418	1434				1434	1448					1504	1518					
Elstree & Borehamwood			1308		1322				1338	1352			1408	1422	1438				1438	1452					1508	1522					
Mill Hill Broadway			1313		1327				1343	1357			1413	1427	1443				1443	1457					1513	1527					
Hendon			1316		1330				1346	1400			1416	1430	1446				1446	1500					1516	1530					
Cricklewood			1320		1334				1350	1404			1420	1434	1450				1450	1504					1520	1534					
West Hampstead Thameslink	⊕		1324		1338				1354	1408			1424	1438	1454				1454	1508					1524	1538					
Kentish Town	⊕	↓	1326	1330	↓	1342	↓	1356	↓	1400	↓	1412	↓	1426	1430	↓	1442	↓	1456	↓	1500	↓	1512	↓	1526	1530	↓	1542			
ST PANCRAS INTERNATIONAL	⊕	13#29	1330	1334	1339	1348	1354	1400	14#02	1404	1409	1418	1424	14#29	1430	1434	1439	1448	1454	1500	15#01	1504	1509	1518	1524	15#30	1530	1534	1539	1548	
Farringdon	⊕		1335	1339	1344	1353	1359	1405		1409	1414	1423	1429		1435	1439	1444	1453	1459	1505		1509	1514	1523	1529		1535	1539	1544	1553	
City Thameslink	⊕		1339	1343	1347	1357	1402	1409		1413	1417	1427	1432		1439	1443	1447	1457	1502	1509		1513	1517	1527	1532		1539	1543	1547	1557	
BLACKFRIARS	⊕		1342	1346	1350	1400	1405	1412		1416	1420	1430	1435		1442	1446	1450	1500	1505	1512		1516	1520	1530	1535		1542	1546	1550	1600	
LONDON BRIDGE	⊕		↓	1356	↓	1411			↓	1426	↓	1441		↓	1456	↓	1511		↓	1526	↓	1541			↓	1556	↓	1600			
WIMBLEDON	⊕		1417		↓			1447		↓			1517		↓			1547		↓	1562			1617		↓	1637				
SUTTON	⊕		1435	↓	1437	↓		1505	↓	1507	↓		1535	↓	1537	↓		1605	↓	1607	↓		1635	↓	1637						
EAST CROYDON	⊕		1409		1424			1439		1454			1509		1524			1539		1554				1609							
GATWICK AIRPORT	⊕		1426		1441			1456		1511			1526		1541			1557		1611				1626							
BRIGHTON			1454		1517			1524		1549			1554		1617			1625		1649				1655							

Passengers may leave highlighted stations later and arrive at London earlier by using an alternative service. Please check adjacent columns for alternative services

- - First Class accommodation available
- ⊕ - Interchange with Tramlink
- ⊕ - Interchange with London Underground
- ⊕ - Interchange with Eurostar services

- ⊕ - Station within Airport terminal
- - Station with a frequent shuttle bus to London Luton Airport

SEV - Service to Sevenoaks

# - These services arrive at East Midlands Trains platforms (platforms 1-4)  
 EM - Train operated by East Midlands Trains (www.eastmidlandstrains.co.uk)  
 FC - Train operated by First Capital Connect (www.firstcapitalconnect.co.uk)  
 FS - These services are operated by First Capital Connect north of Blackfriars and by Southeastern south of Blackfriars

LIGHT - For stations and times in light type, the full service is not shown on this Table.  
 See Tables 2 or 3 for all services and stations between London and Brighton or Wimbledon / Sutton.





Notes and Symbols	EM	FC	FS	FC	EM	FC	EM	FC	FC	FC	EM	FC	FC	FC	FC	EM	FC	FC	FC	FC	EM	FC	FC	FC	FC	FC	EM	FC
	SEV	SUO	SUO	SUO	SUO	SUO	SUO	SUO	SUO	SUO	SUO	SUO	SUO	SUO	SUO	SUO	SUO	SUO	SUO	SUO	SUO	SUO	SUO	SUO	SUO	SUO	SUO	SUO
BEDFORD	1948	1950			2018	2020	2053			2050		2122		2120		2153		2150		2219		2210		2246	2240			
Flitwick		1959				2029				2059				2129				2159				2219			2249			
Harlington						2033				2103				2133				2203				2223			2253			
Leagrave						2039				2109				2139				2209				2229			2259			
LUTON	2010	2014		2018	2044	2108	2048	2114	2118			2144			2209	2148		2214		2235	2218		2234	2302	2304			
LUTON AIRPORT PARKWAY		2016		2020	2034	2046		2050	2116	2120	2139		2146			2150		2216		2239	2220		2236		2306			
Harpenden				2026		2052		2056	2122	2126			2152			2156		2222				2226			2312			
ST ALBANS		2028		2032		2058		2102	2128	2132			2158			2202		2228				2232			2318			
Radlett				2037				2107		2137						2207						2237			2323			
Elstree & Borehamwood				2041				2111		2141						2211						2241			2327			
Mill Hill Broadway				2045				2115		2145						2216						2246			2331			
Hendon				2048				2118		2148						2218						2248			2334			
Cricklewood				2052				2122		2152						2222						2252			2338			
West Hampstead Thameslink	⊕	2044		2055		2112		2125	2142	2155			2210			2225		2240				2255			2344			
Kentish Town	⊕		2056	2100				2130		2200						2229						2259			2348			
ST PANCRAS INTERNATIONAL	⊕	20#35	2052	2100	2104	21#06	2122	21#34	2134	2152	2204	22#06	2221	2230	22#35	2236	2245	2252	2300	23#04	2306	2315	2322	2330	23#33	2355		
Farringdon	⊕		2057	2105	2109		2127	2139	2157	2209			2240			2255		2310				2325		2340				
City Thameslink	⊕		2101	2109	2113		2131	2143	2201	2213			2242			2257		2312						2340				
BLACKFRIARS	⊕		2104	2112	2116		2134	2146	2204	2216			2245			2300		2315				2330		2345				
LONDON BRIDGE	⊕		2111		2141		2211		2211			22 41	2300	23 11		2315		2330	23 41			2345		0000	00 11			
WIMBLEDON	⊕			2147			2217		2247																			
SUTTON	⊕			2207			2240		2305																			
EAST CROYDON	⊕		2124			2154		2224		2253			2324						2357					0027				
GATWICK AIRPORT	⊕		2141			2211		2241		2310			2341						0018						0050			
BRIGHTON			2220			2248		2320		2347			0020															

Passengers may leave highlighted stations later and arrive at London earlier by using an alternative service. Please check adjacent columns for alternative services

# - These services arrive at East Midlands Trains platforms (platforms 1-4)

j - These services depart from lower level platforms (platforms 8-16)

EM - Train operated by East Midlands Trains ([www.eastmidlandtrains.co.uk](http://www.eastmidlandtrains.co.uk))

FC - Train operated by First Capital Connect ([www.firstcapitalconnect.co.uk](http://www.firstcapitalconnect.co.uk))

FS - These services are operated by First Capital Connect north of Blackfriars and by Southeastern south of Blackfriars

⊕ - First Class accommodation available

⊕ - Interchange with Tramlink

⊕ - Interchange with London Underground

⊕ - Interchange with Eurostar services

⊕ - Station within Airport terminal

⊕ - Station with a frequent shuttle bus to London Luton Airport

⊕ - Bus service; heavy luggage, prams, bicycles etc. may not be conveyed

SEV - Service to Sevenoaks

SUO - Service to Sutton

TBD - Service to Three Bridges

TSM - Tuesday to Saturday mornings

LIGHT - For stations and times in light type, the full service is not shown on this Table.

See Tables 2 or 3 for all services and stations between London and Brighton or Wimbledon / Sutton.

! - All services shown in this timetable may be subject to alteration, especially services on Bank Holidays, at Weekends, and services with the column note ⊕ Check pages 22 to 29 for a summary of alterations.

Visit [www.firstcapitalconnect.co.uk/changes](http://www.firstcapitalconnect.co.uk/changes), look for posters displaying ⊕ Changes to Train Times, or call National Rail Enquiries on: 08457 48 49 50 (24hrs) for details of planned changes to services.



Notes and Symbols	FC	FC	FC	FC	FC	FC	FC	FC
	TSM	TBD	1	TSM	TSM	1	TSM	TSM
BEDFORD			2310				2340	
Flitwick			2319				2349	
Harlington			2323				2353	
Leagrave			2329				2359	
LUTON			2334				0004	
LUTON AIRPORT PARKWAY			2336				0006	
Harpenden			2342				0012	
ST ALBANS			2348				0018	
Radlett			2353				0023	
Elstree & Borehamwood			2357				0027	
Mill Hill Broadway			0002				0032	
Hendon			0004				0034	
Cricklewood			0008				0038	
West Hampstead Thameslink			0012				0042	
Kentish Town			0016				0046	
ST PANCRAS INTERNATIONAL			0001	0022	0030		0052	0100
Farringdon			0011		0040			
City Thameslink								
BLACKFRIARS			0016		0045		0110	
LONDON BRIDGE			0031	0041	0100	0105	0125	0135
WIMBLEDON								
SUTTON								
EAST CROYDON			0057			0132		0202
GATWICK AIRPORT			0117			0152		0222
BRIGHTON								

j - These services depart from lower level platforms (platforms 8-16)  
 FC - Train operated by First Capital Connect (www.firstcapitalconnect.co.uk)

- First Class accommodation available
- Interchange with Tramlink
- Interchange with London Underground
- Interchange with Eurostar services

- Station within Airport terminal
- Station with a frequent shuttle bus to London Luton Airport
- Bus service; heavy luggage, prams, bicycles etc. may not be conveyed

TBD - Service to Three Bridges  
 TSM - Tuesday to Saturday mornings

LIGHT - For stations and times in light type, the full service is not shown on this Table.  
 See Tables 2 or 3 for all services and stations between London and Brighton or Wimbledon / Sutton.

**This page is intentionally blank**

Notes and Symbols	FC	FC	FC	FC	FC	FC	FC	FC	FC	FC	FC	FC	FC	FC	EM	FC	FC	FC	FC	FC	EM	FC	FC	FC	FC	EM	FC	FC	EM
BEDFORD	0010		0110		0210			0310		0340		0410		0440	0532	0524	0520	0554	0550	0624	0649	0616	0638	0654		0719	0708	0724	0749
Flitwick	0019		0119		0219			0319		0349		0419		0449		0533	0529	0603	0559	0633		0625	0647	0703			0717	0733	
Harlington	0023		0123		0223			0323		0353		0423		0453		0537	0533	0607	0603	0637		0629	0651	0707			0721	0737	
Leagrave	0029		0129		0229			0329		0359		0429		0459		0543	0539	0613	0609	0643		0635	0657	0713			0727	0743	
LUTON	0034		0134		0234			0334		0404		0434		0504		0548	0544	0618	0614	0648	0705	0640	0702	0718	0710		0732	0748	0805
LUTON AIRPORT PARKWAY	0036		0136		0236			0336		0406		0436		0506	0555	0550	0546	0620	0616	0650		0642	0704	0720	0712	0735	0734	0750	
Harpenden	0042		0142		0242			0342		0412		0442		0512		0556	0552	0626	0622	0656		0648	0710	0726	0718		0740	0756	
ST ALBANS	0048		0148		0248			0348		0418		0448		0518		0604	0558	0634	0628	0705		0654	0717	0735	0724		0747	0805	
Radlett	0053		0153		0253			0353		0423		0453		0523			0603	0633				0659			0729				
Elstree & Borehamwood	0057		0157		0257			0357		0427		0457		0527			0607	0637				0703	0724		0733		0754		
Mill Hill Broadway	0101		0201		0301			0401		0431		0501		0531			0611	0641				0708			0738				
Hendon	0104		0204		0304			0404		0434		0505		0535			0614	0644				0711			0741				
Cricklewood	0108		0208		0308			0408		0438		0508		0538			0618	0648				0715			0745				
West Hampstead Thameslink	0110		0210		0310			0410		0440		0510		0540			0621	0652				0721	0733		0751		0803		
Kentish Town	0114		0214		0314			0414		0444		0514		0544			0625		0656			0723			0753				
ST PANCRAS INTERNATIONAL	0122	0130	0222	0230	0322	0330	0400	0422	0430	0452	0500	0522	0530	0552	06#21	0625	0633	0656	0704	0725	07#31	0731	0742	0755	0801	08#05	0812	0825	08#31
Farringdon											0510		0540																
City Thameslink																													
BLACKFRIARS		0140		0240		0340	0410		0440		0515		0545																
LONDON BRIDGE		0155		0255		0355	0425		0455		0530		0600																

Please use local bus and tube services to travel to / from these stations when no trains are operating. For details of alternative routes and services please see pages 22 and 23

Passengers may leave highlighted stations later and arrive at London earlier by using an alternative service. Please check adjacent columns for alternative services

- # - These services arrive at East Midlands Trains platforms (platforms 1-4)
- EM - Train operated by East Midlands Trains ([www.eastmidlandstrains.co.uk](http://www.eastmidlandstrains.co.uk))
- FC - Train operated by First Capital Connect ([www.firstcapitalconnect.co.uk](http://www.firstcapitalconnect.co.uk))

- FC - First Class accommodation available
- e - Interchange with London Underground
- W - Interchange with Eurostar services
- - Station with a frequent shuttle bus to London Luton Airport
- Bus - Bus service; heavy luggage, prams, bicycles etc. may not be conveyed

Notes and Symbols	FC				FC				EM				FC				EM																			
	FC	FC	FC	EM	FC	FC	FC	EM	FC	FC	FC	EM	FC	FC	FC	EM	FC	FC	FC	EM	FC	FC	FC	EM												
BEDFORD		0738	0754	0819		0808	0824	0849		0838	0854	0919						1808	1820	1851		1850	1921			1920	1953			1950	2021			2020	2053	
Flitwick		0747	0803			0817	0833			0847	0903							1817	1829			1859				1929				1959				2029		
Harlington		0751	0807			0821	0837			0851	0907							1821	1833			1903				1933				2003				2033		
Leagrave		0757	0813			0827	0843	↓		0857	0913							1827	1839	↓		1909				1939	↓			2009				2039		↓
LUTON	0740	0802	0818	↓	0810	0832	0848	0905	0840	0902	0918	↓					1810	1832	1844	1907	1852	1914	↓	1922	1944	2008	1952	2014	↓	2022	2044	2108				
LUTON AIRPORT PARKWAY	→	0742	0804	0820	0835	0812	0834	0850		0842	0904	0920	0935					1812	1834	1846		1854	1916	1934	1924	1946		1954	2016	2034	2024	2046				
Harpenden		0748	0810	0826		0818	0840	0856		0848	0910	0926						1818	1840	1852		1900	1922		1930	1952		2000	2022	2030	2052					
ST ALBANS		0754	0817	0835		0824	0847	0905		0854	0917	0935						1824	1847	1858		1906	1928		1936	1958		2006	2028	2036	2058					
Radlett		0759	↓			0829	↓			0859	↓							1829	↓			1911	↓		1941	↓		2011	↓	2041	↓					
Elstree & Borehamwood		0803	0824			0833	0854			0903	0924							1833	1854			1915			1945			2015		2045						
Mill Hill Broadway		0808				0838				0908								1838				1919			1949			2019		2049						
Hendon		0811				0841				0911								1841				1922			1952			2022		2052						
Cricklewood		0815	↓			0845	↓			0915	↓							1845	↓			1926	↓		1956	↓		2026	↓	2056	↓					
West Hampstead Thameslink	⊕	0821	0833			0851	0903			0921	0933							1851	1903	1914		1929	1944		1959	2014		2029	2044	2059	2114					
Kentish Town	⊕	0823	↓	↓	↓	0853	↓	↓	↓	0923	↓	↓	↓					1853	↓	↓	↓	1933	↓	↓	2003	↓	↓	2033	↓	2103	↓	↓	↓			
ST PANCRAS INTERNATIONAL	⊕	0831	0842	0855	09#01	0901	0912	0925	09#29	0931	0942	0955	10#00					1901	1912	1923	19#34	1939	1953	20#06	2009	2023	20#34	2039	2053	21#06	2109	2123	21#34			
Farringdon	⊕					Please use local bus and tube services to travel to / from these stations when no trains are operating. For details of alternative routes and services please see pages 22 and 23																														
City Thameslink																																				
BLACKFRIARS																																				
LONDON BRIDGE	⊕																																			

and at the same minutes past each hour until

Passengers may leave highlighted stations later and arrive at London earlier by using an alternative service. Please check adjacent columns for alternative services

- First Class accommodation available
- Interchange with London Underground
- Interchange with Eurostar services

- - Station with a frequent shuttle bus to London Luton Airport

# - These services arrive at East Midlands Trains platforms (platforms 1-4)  
 EM - Train operated by East Midlands Trains (www.eastmidlandstrains.co.uk)  
 FC - Train operated by First Capital Connect (www.firstcapitalconnect.co.uk)

! - All services shown in this timetable may be subject to alteration, especially services on Bank Holidays, at Weekends, and services with the column note Check pages 22 to 29 for a summary of alterations.  
 Visit [www.firstcapitalconnect.co.uk/changes](http://www.firstcapitalconnect.co.uk/changes), look for posters displaying **Changes to Train Times**, or call National Rail Enquiries on: **08457 48 49 50** (24hrs) for details of planned changes to services.



**This page is intentionally blank**

Notes and Symbols	FC	FC	FC	FC	FC	FC	FC	EM	FC	FC	EM	FC	FC	FC	EM	FC	FC	FC	EM	FC
	1	1	1	1	1	1	1	1	1	1	1	1	1	1	1	1	1	1	1	1
BEDFORD	0540		0610	0640	0710	0750		0815	0820		0845	0850		0908	0914	0920		0938	0945	0950
Flitwick	0549		0619	0649	0719	0759		↓	0829		0859		0917	↓	0929		0947	↓	0959	
Harlington	0553		0623	0653	0723	0803			0833		0903		0921		0933		0951		1003	
Leagrave	0559		0629	0659	0729	0809		↓	0839		0909		0927	↓	0939		0957		1009	
LUTON	0604		0634	0704	0734	0814	0818	0837	0844	0848	↓	0914	0918	0932	0939	0944	0948	1002	↓	1014
LUTON AIRPORT PARKWAY	→ 0606		0636	0706	0736	0816	0820		0846	0850	0910	0916	0920	0934	0946	0950	1004	1010		1016
Harpenden	0612		0642	0712	0742	0822	0826		0852	0856		0922	0926	0940	0952	0956	1010		1022	
ST ALBANS	0618		0648	0718	0748	0828	0832		0858	0902		0928	0932	0946	0958	1002	1016		1028	
Radlett	0623		0653	0723	0753		0837			0907			0937			1007				
Elstree & Borehamwood	0627		0657	0727	0757		0841			0911			0941			1011				
Mill Hill Broadway	0631		0701	0731	0801		0845			0915			0945			1015				
Hendon	0634		0704	0734	0804		0848			0918			0948			1018				
Cricklewood	0638		0709	0739	0809		↓	0853		↓	0923		0953		↓	1023				
West Hampstead Thameslink	⊕ 0642		0712	0742	0812	0842	0853			0912	0925	0942	0955			1012	1025			1042
Kentish Town	⊕ 0646		0716	0746	0816	0846	0857	↓		0916	0929	0946	0959	↓	↓	1016	1029	↓	↓	1046
ST PANCRAS INTERNATIONAL	⊕ 0652	0700	0722	0752	0822	0852	0905	09#19	0922	0935	09#49	0952	1005	1008	10#19	1022	1035	1040	10#49	1052
Farringdon	⊕	0710											Please use local bus and tube services to travel to / from these stations when no trains are operating. For details of alternative routes and services please see pages 22 and 23							
City Thameslink	⊕	↓																		
BLACKFRIARS	⊕	0715																		
LONDON BRIDGE	⊕	0730																		

and at the same minutes past each hour until

Passengers may leave highlighted stations later and arrive at London earlier by using an alternative service. Please check adjacent columns for alternative services

# - These services arrive at East Midlands Trains platforms (platforms 1-4)  
 EM - Train operated by East Midlands Trains ([www.eastmidlandtrains.co.uk](http://www.eastmidlandtrains.co.uk))  
 FC - Train operated by First Capital Connect ([www.firstcapitalconnect.co.uk](http://www.firstcapitalconnect.co.uk))

- 1 - First Class accommodation available
- ⊕ - Interchange with London Underground
- ⊕ - Interchange with Eurostar services

- - Station with a frequent shuttle bus to London Luton Airport
- ⊕ - Bus service; heavy luggage, prams, bicycles etc. may not be conveyed

Notes and Symbols	FC	FC	EM	FC	FC	FC	EM	FC	EM	FC	FC	FC	EM	FC	FC	FC	EM	FC	FC	FC	EM	FC	FC	FC	EM	FC	FC	EM	FC		
	□	□	□		□	□	□	□		□	□	□		□	□	□		□	□	□		□	□	□		□	□	□		□	□
<b>BEDFORD</b>	1508	1525	1520		1538	1555	1550				1608	1620	1635		1638	1650	1707		1708	1720	1740		1738	1750	1812		1820	1840			
Flitwick	1517		1529		1547		1559				1617	1629			1647	1659			1717	1729			1747	1759			1829				
Harlington	1521		1533		1551		1603				1621	1633			1651	1703			1721	1733			1751	1803			1833				
Leagrave	1527	↓	1539		1557		1609				1627	1639			1657	1709	↓		1727	1739			1757	1809	↓		1839				
<b>LUTON</b>	1518	1532	1542	1544	1548	1602	↓	1614	1627	1618	1632	1644	↓	1648	1702	1714	1725	1718	1732	1744	↓	1748	1802	1814	1829	1818	1844	↓	1848		
LUTON AIRPORT PARKWAY	1520	1534		1546	1550	1604	1616	1616		1620	1634	1646	1653	1650	1704	1716		1720	1734	1746	1759	1750	1804	1816		1820	1846	1859	1850		
Harpenden	1526	1540		1552	1556	1610		1622		1626	1640	1652		1656	1710	1722		1726	1740	1752		1756	1810	1822		1826	1852		1856		
<b>ST ALBANS</b>	1532	1546		1558	1602	1616		1628		1632	1646	1658		1702	1716	1728		1732	1746	1758		1802	1816	1828		1832	1858		1902		
Radlett	1537			1607						1637				1707				1737			1807			1837			1907				
Elstree & Borehamwood	1541			1611						1641				1711				1741			1811			1841			1911				
Mill Hill Broadway	1546			1616						1646				1716				1746			1816			1846			1916				
Hendon	1548			1618						1648				1718				1748			1818			1848			1918				
Cricklewood	1553			1623						1653				1723				1753			1823			1853			1923				
West Hampstead Thameslink	1555	↓		1612	1625			1642	↓	1655	↓	1712	↓	1725	↓	1742	↓	1755	↓	1812	↓	1825	↓	1842	↓	1855	1912	↓	1925		
<b>Kentish Town</b>	1559	↓		1616	1629	↓		1646	↓	1659	↓	1716	↓	1729	↓	1746	↓	1759	↓	1816	↓	1829	↓	1846	↓	1859	1916	↓	1929		
<b>ST PANCRAS INTERNATIONAL</b>	1605	1610	16#15	1622	1635	1640	16#45	1652	16#59	1705	1710	1722	17#27	1735	1740	1752	17#59	1805	1810	1822	18#29	1835	1840	1852	18#59	1905	1922	19#29	1935		
Farringdon																															
City Thameslink																															
<b>BLACKFRIARS</b>																															
<b>LONDON BRIDGE</b>																															

Please use local bus and tube services to travel to / from these stations when no trains are operating. For details of alternative routes and services please see pages 22 and 23

Passengers may leave highlighted stations later and arrive at London earlier by using an alternative service. Please check adjacent columns for alternative services

- First Class accommodation available
- Interchange with London Underground
- Interchange with Eurostar services
- Station with a frequent shuttle bus to London Luton Airport

# - These services arrive at East Midlands Trains platforms (platforms 1-4)  
 EM - Train operated by East Midlands Trains (www.eastmidlandstrains.co.uk)  
 FC - Train operated by First Capital Connect (www.firstcapitalconnect.co.uk)

! - All services shown in this timetable may be subject to alteration, especially services on Bank Holidays, at Weekends, and services with the column note Check pages 22 to 29 for a summary of alterations. Visit [www.firstcapitalconnect.co.uk/changes](http://www.firstcapitalconnect.co.uk/changes), look for posters displaying **Changes to Train Times**, or call National Rail Enquiries on: **08457 48 49 50** (24hrs) for details of planned changes to services.



Notes and Symbols	FC	EM	FC	FC	EM	FC	FC	EM	FC	FC	EM	FC	EM	FC	EM	FC	EM	FC	EM	FC	FC MM	FC	FC MM	FC	FC MM
	□	□	□	□	□	□	□	□	□	□	□	□	□	□	□	□	□	□	□	□	☎	□	☎	□	☎
BEDFORD	1850	1910		1920	1940		1950	2007		2010	2040	2040	2111	2110	2142	2140	2218	2210	2232	2240		2310		2340	
Flitwick	1859			1929			1959			2019		2049		2119		2149		2219		2249		2319		2350	
Harlington	1903			1933			2003			2023		2053		2123		2153		2223		2253		2323		2354	
Leagrave	1909	↓		1939	↓		2009	↓		2029	↓	2059	↓	2129	↓	2159	↓	2229	↓	2259		2329		2359	
LUTON	1914	1929	1918	1944	↓	1948	2014	2026	2018	2034	↓	2104	2126	2134	2157	2204	2237	2234	2250	2304		2334		0004	
LUTON AIRPORT PARKWAY	→ 1916		1920	1946	1959	1950	2016		2020	2036	2055	2106		2136		2206		2236		2306		2336		0006	
Harpenden	1922		1926	1952		1956	2022		2026	2042		2112		2142		2212		2242		2312		2342		0012	
ST ALBANS	1928		1932	1958		2002	2028		2032	2048		2118		2148		2218		2248		2318		2348		0018	
Radlett			1937			2007			2037	2053		2123		2153		2223		2253		2323		2353		0023	
Elstree & Borehamwood			1941			2011			2041	2057		2127		2157		2227		2257		2327		2357		0027	
Mill Hill Broadway			1946			2016			2046	2101		2131		2201		2231		2301		2331		0001		0031	
Hendon			1948			2018			2048	2104		2134		2204		2234		2304		2334		0004		0034	
Cricklewood			1953			2023			2053	2108		2139		2209		2239		2309		2339		0009		0039	
West Hampstead Thameslink	☉ 1942		1955	2012		2025	2042		2055	2112		2142		2212		2242		2312		2342		0012		0042	
Kentish Town	☉ 1946	↓	1959	2016	↓	2029	2046	↓	2059	2116	↓	2146	↓	2216	↓	2246	↓	2316	↓	2346		0016		0046	
ST PANCRAS INTERNATIONAL	☉ 1952	19#59	2005	2022	20#29	2035	2052	20#57	2105	2122	21#27	2152	21#57	2222	22#27	2252	23#03	2322	23#27	2352	0001	0022	0030	0052	0100
Farringdon	☉																				0011		0040		
City Thameslink																					↓				
BLACKFRIARS																					0016		0045		0110
LONDON BRIDGE	☉																				0031		0100		0125

Passengers may leave highlighted stations later and arrive at London earlier by using an alternative service. Please check adjacent columns for alternative services

- First Class accommodation available
- Interchange with London Underground
- Interchange with Eurostar services

- - Station with a frequent shuttle bus to London Luton Airport
- Bus service; heavy luggage, prams, bicycles etc. may not be conveyed

MM - Monday mornings

# - These services arrive at East Midlands Trains platforms (platforms 1-4)  
 EM - Train operated by East Midlands Trains ([www.eastmidlandstrains.co.uk](http://www.eastmidlandstrains.co.uk))  
 FC - Train operated by First Capital Connect ([www.firstcapitalconnect.co.uk](http://www.firstcapitalconnect.co.uk))

**This page is intentionally blank**

Notes and Symbols	FC																														
	1	2	3	4	5	6	7	8	9	10	11	12	13	14	15	16	17	18	19	20	21	22	23	24	25	26	27	28			
BEDFORD	0010			0110											0210																
LUTON	0034			0134											0234																
LUTON AIRPORT PARKWAY	0036			0136											0236																
ST ALBANS	0048			0148											0248																
ST PANCRAS INTERNATIONAL	0122	0130		0222	0230			0300				0322	0330		0400																
Farringdon															0452	0512	0532	0602	0620	0640	0700	0720	0748	0800	0820	0848	0904	0920	0939		
City Thameslink															0457	0517	0537	0607	0625	0645	0705	0725	0753	0805	0825	0853	0909	0925	0944		
BLACKFRIARS	0140			0240			0310					0340		0410																	
LONDON BRIDGE	0155	0205		0255	0305		0325	0335			0355	0405	0425	0435		0504	0524	0544	0614	0634	0650	0710	0732	0800	0812	0832	0859	0916	0934	0950	
Elephant & Castle																															
Loughborough Junction																															
Herne Hill																								0809		0843					
Tulse Hill																							0813		0847						
EAST CROYDON			0232			0332			0402				0432		0502	0532	0552	0604	0636	0656	0716	0732	0756	0826	0836	0906	0924	0939	0954	1010	
Redhill																															
GATWICK AIRPORT			0252			0352			0424				0452		0522	0554	0608	0620	0652	0712	0732	0750	0812	0842	0852	0926	0941	0957	1011	1026	
Three Bridges			0258			0358			0430				0458		0526	0600	0614	0626	0656	0718	0738	0754	0816	0846	0857	0930	0945	1002	1015		
Balcombe																	0620	0633					0800	0822	0852		0951		1021		
Haywards Heath														0508		0536	0610	0625	0638	0706	0728	0748	0806	0828	0858	0907	0940	0957	1010	1027	1040
Wivelsfield																0540	0614	0629	0642	0710	0732		0810	0832	0902			1001		1031	
Burgess Hill																0542	0616	0632	0644	0712	0734	0754	0812	0834	0904			1003		1033	
Hassocks																0546	0619	0635	0647	0715	0737		0815	0837	0907			1006		1036	
Preston Park																0553	0626	0642	0654	0722	0744		0822	0844	0914			1013		1043	
BRIGHTON															0529	0559	0633	0647	0659	0729	0749	0807	0827	0849	0919	0923	0954	1019	1024	1049	1054

See the end of the previous day's tables for times of earlier services

J - These services depart from lower level platforms (platforms 8-16)  
 FC - Train operated by First Capital Connect ([www.firstcapitalconnect.co.uk](http://www.firstcapitalconnect.co.uk))

- Interchange with Tramlink
- Interchange with London Underground
- Interchange with Eurostar services
- Service formed of 4 carriages
- Service formed of 8 carriages

- Station with a frequent shuttle bus to London Luton Airport
- Station within Airport terminal
- Bus service; heavy luggage, prams, bicycles, etc. may not be conveyed
- Off-peak tickets are not valid during the **morning peak** at times tinted in blue. However, certain exceptions may apply. Please enquire at your local ticket office for details.

LIGHT - For stations and times in light type, the full service is not shown on this Table.  
 See Table 1 for all services between Bedford and London.

! - All services shown in this timetable may be subject to alteration, especially services on Bank Holidays, at Weekends, and services with the column note Check pages 22 to 29 for a summary of alterations.  
 Visit [www.firstcapitalconnect.co.uk/changes](http://www.firstcapitalconnect.co.uk/changes), look for posters displaying **Changes to Train Times**, or call National Rail Enquiries on: **08457 48 49 50** (24hrs) for details of planned changes to services.

+ - Train formations shown on this table represent the shortest formations planned and as extra rolling stock becomes available some services will be formed of additional carriages

Notes and Symbols	FC	FC	FC	FC	FC	FC	FC	FC	FC	KTN																		
	FC	FC	FC	FC	FC	FC	FC	FC	FC	FC	FC	FC	FC	FC	FC	FC	FC	FC	FC	FC	FC	FC	FC	FC				
BEDFORD	0854	0910	0924	0940	0954	1010	1024	1040	1054	1510	1524	1612	1632	1710	1734	1754	1810	1824	1842	1854	1922	1950	2020	2050				
LUTON	0918	0934	0948	1004	1018	1034	1048	1104	1118	1534	1548	1636	1656	1734	1758	1818	1834	1848	1906	1918	1946	2014	2044	2114				
LUTON AIRPORT PARKWAY	0920	0936	0950	1006	1020	1036	1050	1106	1120	1536	1550	1638	1658	1736	1800	1820	1836	1850	1908	1920	1948	2016	2046	2116				
ST ALBANS	0934	0948	1004	1018	1034	1048	1104	1118	1134	1548	1604	1650	1710	1748	1812	1832	1848	1902	1920	1933	2000	2028	2058	2128				
ST PANCRAS INTERNATIONAL	0954	1009	1024	1039	1054	1109	1124	1139	1154	1609	1624	1710	1734	1742	1808	1838	1854	1908	1922	1942	1952	2022	2052	2122	2152			
Farringdon	0959	1014	1029	1044	1059	1114	1129	1144	1159	1614	1629	1715	1739	1747	1813	1843	1858	1913	1927	1947	1957	2027	2057	2127	2157			
City Thameslink	1002	1017	1032	1047	1102	1117	1132	1147	1202	1617	1633	1719	1743	1751	1817	1847	1902	1917	1931	1951	2001	2031	2101	2131	2201			
BLACKFRIARS	1005	1020	1035	1050	1105	1120	1135	1150	1205	1620	1636	1722	1746	1754	1820	1850	1905	1920	1934	1954	2004	2034	2104	2134	2204			
LONDON BRIDGE	1011	1026	1041	1056	1111	1126	1141	1156	1211	1626	1646	1711	1732	1752	1826	1842	1856	1912	1927	1941	2001	2011	2041	2111	2141	2211	2241	
Elephant & Castle																												
Loughborough Junction																												
Herne Hill																												
Tulse Hill																												
EAST CROYDON	1024	1039	1054	1109	1124	1139	1154	1209	1224	1640	1700	1725	1746	1809	1825	1840	1854	1910	1924	1939	1954	2014	2024	2054	2124	2154	2224	2253
Redhill																												
GATWICK AIRPORT	1041	1056	1111	1126	1141	1156	1211	1226	1241	1656	1716	1741	1812	1825	1850	1856	1911	1927	1941	1956	2011	2031	2041	2111	2141	2211	2241	2310
Three Bridges	1045		1115		1145		1215		1245	1700	1721	1746	1818		1856	1902	1932	1945	2002	2015		2045	2115	2145	2215	2245	2314	
Balcombe			1121				1221				1727	1752	1824			1908	1919		1951			2051		2151		2251		
Haywards Heath	1055	1108	1127	1138	1155	1208	1227	1238	1255	1710	1733	1757	1830	1836	1912	1931	1941	1957	2010	2026	2042	2057	2126	2158	2226	2258	2325	
Wivelsfield	1059		1131		1159		1231		1259		1737		1834	1840			2001		2030			2101	2130	2202	2230	2302	2329	
Burgess Hill	1101		1133		1201		1233		1301		1740	1803	1837	1845		1917	1936	1946	2003	2016	2032		2103	2132	2204	2232	2304	2331
Hassocks	1104		1136		1204		1236		1304		1744	1807	1841	1849		1921	1940	1949	2006	2020	2035		2106	2135	2208	2235	2308	2334
Preston Park	1111		1143		1211		1243		1311		1751	1814	1848	1857		1948		2013		2042		2113	2142	2215	2242	2315	2341	
BRIGHTON	1117	1124	1149	1154	1217	1224	1249	1254	1317	1727	1757	1822	1854	1904	1934	1952	2000	2018	2030	2046	2058	2118	2148	2220	2248	2320	2347	

and at the same minutes past each hour until

j - These services depart from lower level platforms (platforms 8-16)  
 FC - Train operated by First Capital Connect ([www.firstcapitalconnect.co.uk](http://www.firstcapitalconnect.co.uk))

- First Class accommodation available
- Interchange with Tramlink
- Interchange with London Underground
- Interchange with Eurostar services
- Service formed of 4 carriages
- Service formed of 8 carriages

- Station with a frequent shuttle bus to London Luton Airport
- Station within Airport terminal
- KTN** - Service from Kentish Town

LIGHT - For stations and times in light type, the full service is not shown on this Table.  
 See Table 1 for all services between Bedford and London.

! - All services shown in this timetable may be subject to alteration, especially services on Bank Holidays, at Weekends, and services with the column note Check pages 22 to 29 for a summary of alterations.  
 Visit [www.firstcapitalconnect.co.uk/changes](http://www.firstcapitalconnect.co.uk/changes), look for posters displaying **Changes to Train Times**, or call National Rail Enquiries on: **08457 48 49 50** (24hrs) for details of planned changes to services.  
 + - Train formations shown on this table represent the shortest formations planned and as extra rolling stock becomes available some services will be formed of additional carriages

Notes and Symbols	FC	FC	FC	FC	FC	FC	FC	FC	FC	FC	FC	FC	FC	FC	FC	FC	FC	FC	FC
	FC	FC	FC	FC	FC	FC	FC	TSM	FC	TSM	FC	TSM	FC	TSM	FC	TSM	FC	TSM	FC
BEDFORD	2120		2150			2210			2240		2310			2340					
LUTON	2144		2214			2234			2304		2334			0004					
LUTON AIRPORT PARKWAY	2146		2216			2236			2306		2336			0006					
ST ALBANS	2158		2228			2248			2318		2348			0018					
ST PANCRAS INTERNATIONAL	2221	2245	2252	2300		2322	2330		2355	0001		0022	0030		0053	0100			
Farringdon		2255	2310			2340			0011		0040								
City Thameslink		2257	2312																
BLACKFRIARS		2300	2315			2345			0016		0045			0110					
LONDON BRIDGE	23 11	2315	2330	23 41		0000	00 11		0031	00 41	0100	01 05		0125	01 35				
Elephant & Castle																			
Loughborough Junction																			
Herne Hill																			
Tulse Hill																			
EAST CROYDON	2324				2357			0027		0057			0132						0202
Redhill																			
GATWICK AIRPORT	2341				0018			0050		0117			0152						0222
Three Bridges	2347				0025			0055		0124			0158						0228
Balcombe	2353																		
Haywards Heath	2358																		
Wivelsfield	0002																		
Burgess Hill	0004																		
Hassocks	0008																		
Preston Park	0015																		
BRIGHTON	0020																		

See the next day's tables for details of later services

j - These services depart from lower level platforms (platforms 8-16)  
 FC - Train operated by First Capital Connect ([www.firstcapitalconnect.co.uk](http://www.firstcapitalconnect.co.uk))














- Interchange with Tramlink  
 - Interchange with London Underground  
 - Interchange with Eurostar services

- Station with a frequent shuttle bus to London Luton Airport  
 - Station within Airport terminal  
 - Bus service; heavy luggage, prams, bicycles, etc. may not be conveyed  
**TSM** - Tuesday to Saturday mornings

LIGHT - For stations and times in light type, the full service is not shown on this Table.  
 See Table 1 for all services between Bedford and London.



**This page is intentionally blank**





Notes and Symbols	FC	FC	FC	FC	FC	FC	FC	FC	FC SuM	FC SuM	FC SuM	FC SuM	FC SuM
ST PANCRAS INTERNATIONAL 												0030	0100
Farringdon 												0040	0110
City Thameslink 													
BLACKFRIARS 												0045	0115
LONDON BRIDGE 		20j41	21j11	21j41	22j11	22j41	23j11	23j41	00j11	00j41	0100	01j05	
EAST CROYDON 		2054	2124	2154	2224	2254	2324	2357	0027	0057		0132	
Redhill													
GATWICK AIRPORT 		2111	2141	2211	2241	2311	2341	0018	0050	0117		0152	
Three Bridges 		2115	2145	2215	2245	2315	2347	0024	0054	0124		0158	
Balcombe													
Haywards Heath 		2126	2158	2226	2258	2326	2358						
Wivelsfield 		2130	2202	2230	2302	2330	0002						
Burgess Hill 		2132	2204	2232	2304	2332	0004						
Hassocks 		2135	2208	2235	2308	2335	0008						
Preston Park		2142	2215	2242	2315	2342	0015						
BRIGHTON		2148	2220	2248	2320	2348	0020						

See the next day's tables for details of later services

j - These services depart from lower level platforms (platforms 8-16)  
 FC - Train operated by First Capital Connect ([www.firstcapitalconnect.co.uk](http://www.firstcapitalconnect.co.uk))

-  - First Class accommodation available
-  - Interchange with Tramlink
-  - Interchange with London Underground
-  - Interchange with Eurostar services

-  - Station within Airport terminal
-  - Bus service; heavy luggage, prams, bicycles, etc. may not be conveyed
- SuM** - Sunday morning

! - All services shown in this timetable may be subject to alteration, especially services on Bank Holidays, at Weekends, and services with the column note  Check pages 22 to 29 for a summary of alterations.  
 Visit [www.firstcapitalconnect.co.uk/changes](http://www.firstcapitalconnect.co.uk/changes), look for posters displaying  **Changes to Train Times**, or call National Rail Enquiries on: **08457 48 49 50** (24hrs) for details of planned changes to services.





**This page is intentionally blank**

Notes and Symbols	FC		FC		FC		FC		FC		FC		FC		FC		FC		FC		FC		FC		FC		FC		
	1	2	1	2	1	2	1	2	1	2	1	2	1	2	1	2	1	2	1	2	1	2	1	2	1	2	1	2	
BRIGHTON																													
Preston Park																													
Hassocks																													
Burgess Hill																													
Wivelsfield																													
Haywards Heath																													
Balcombe																													
Three Bridges																													
GATWICK AIRPORT																													
Redhill																													
EAST CROYDON																													
Tulse Hill																													
Herne Hill																													
Loughborough Junction																													
Elephant & Castle																													
LONDON BRIDGE																													
BLACKFRIARS																													
City Thameslink																													
Farringdon																													
ST PANCRAS INTERNATIONAL																													
ST ALBANS																													
LUTON AIRPORT PARKWAY																													
LUTON																													
BEDFORD																													

See the end of the previous day's tables for times of earlier services

and at the same minutes past each hour until

j - These services arrive at lower level platforms (platforms 8-16)  
 FC - Train operated by First Capital Connect (www.firstcapitalconnect.co.uk)

- First Class accommodation available
- Interchange with Tramlink
- Interchange with London Underground
- Interchange with Eurostar services
- Service formed of 4 carriages
- Service formed of 8 carriages
- Station with a frequent shuttle bus to London Luton Airport
- Station within Airport terminal
- Bus service; heavy luggage, prams, bicycles, etc. may not be conveyed
- Off-peak tickets are not valid during the **morning peak** at times tinted in blue. However, certain exceptions may apply. Please enquire at your local ticket office for details.

LIGHT - For stations and times in light type, the full service is not shown on this Table.  
 See Table 1 for all services between London and Bedford.

! - All services shown in this timetable may be subject to alteration, especially services on Bank Holidays, at Weekends, and services with the column note Check pages 22 to 29 for a summary of alterations.  
 Visit [www.firstcapitalconnect.co.uk/changes](http://www.firstcapitalconnect.co.uk/changes), look for posters displaying **Changes to Train Times**, or call National Rail Enquiries on: **08457 48 49 50** (24hrs) for details of planned changes to services.  
 + - Train formations shown on this table represent the shortest formations planned and as extra rolling stock becomes available some services will be formed of additional carriages



Notes and Symbols	FC	FC	FC	FC	FC	FC	FC	FC	FC	FC	FC	FC	FC
	1	2	TSM	1	2	TSM	1	2	TSM	1	2	TSM	1
BRIGHTON	2207			2233			2311			2337			
Preston Park	2211			2237			↓			2341			
Hassocks □	2217			2243			2319			2347			
Burgess Hill □	2221			2247			2323			2351			
Wivelsfield □	2223			2249			↓			2353			
Haywards Heath □	2232			2254			2328			2359			
Balcombe	2237			2300			↓			0004			
Three Bridges □	2242			2312			2338			0010			
GATWICK AIRPORT ↗	2246			2316			2343			0015			
Redhill				↓			↓			0022			
EAST CROYDON 🚏	2302			2332			0004			0036			
Tulse Hill □													
Herne Hill □													
Loughborough Junction													
Elephant & Castle ⚡													
LONDON BRIDGE □ ⚡	23j17	2325		23j47	2355		00j19	0025		00j52	0100		
BLACKFRIARS □		2340			0010			0040			0115		
City Thameslink □								↓					
Farringdon □ ⚡		2345			0015			0045			↓		
ST PANCRAS INTERNATIONAL 🚏 ⚡	2348	2355	0004		0025	0038		0055	0108		0125	0138	
ST ALBANS	0021		0025			0111			0142			0211	
LUTON AIRPORT PARKWAY 🚏	0033		0038			0123			0154			0223	
LUTON	0036		0041			0127			0157			0227	
BEDFORD 🚏	0101		0106			0152			0222			0252	

See the next day's tables for details of later services

j - These services arrive at lower level platforms (platforms 8-16)  
 FC - Train operated by First Capital Connect ([www.firstcapitalconnect.co.uk](http://www.firstcapitalconnect.co.uk))

- 1 - First Class accommodation available
- 🚏 - Interchange with Tramlink
- ⚡ - Interchange with London Underground
- 🚏 - Interchange with Eurostar services

- ↗ - Station with a frequent shuttle bus to London Luton Airport
- ✈ - Station within Airport terminal
- TSM** - Tuesday to Saturday mornings
- 🚏 - Bus service; heavy luggage, prams, bicycles, etc. may not be conveyed

LIGHT - For stations and times in light type, the full service is not shown on this Table.  
 See Table 1 for all services between London and Bedford.

**This page is intentionally blank**



Notes and Symbols	FC	FC	FC	FC	FC	FC	FC	FC	FC	FC	FC	FC	FC	FC	FC	FC
	□	☎	□	□	□	□	□				□	□	□	□	□	□
BRIGHTON			0544	0613	0644	0716	0744				2216	2244	2311		2344	
Preston Park			↓	↓	↓	↓	↓				↓	↓	↓		↓	
Hassocks □			0552	0652	0652	0726	0752				2226	2252	2319		2352	
Burgess Hill □			0556	0626	0656	0726	0756				2226	2256	2323		2356	
Wivelsfield □			↓	↓	↓	↓	↓				↓	↓	↓		↓	
Haywards Heath □			0601	0631	0701	0731	0801				2231	2301	2328		0001	
Balcombe			↓	↓	↓	↓	↓				↓	↓	↓		↓	
Three Bridges □	0510		0610	0640	0710	0740	0810				2240	2310	2339		0010	
GATWICK AIRPORT	0515		0615	0645	0715	0745	0815				2245	2315	2344		0015	
Redhill	↓		↓	↓	↓	↓	↓				↓	↓	↓		0022	
EAST CROYDON	0532		0632	0702	0732	0802	0832				2302	2332	0001		0036	
LONDON BRIDGE □	05j59	0605	06j59	07j17	07j47	08j17	08j47				23j17	23j47	00j14	0025	00j52	0100
BLACKFRIARS □		0620											0040			0115
City Thameslink □		↓											0045		↓	
Farringdon □																
ST PANCRAS INTERNATIONAL		0630											0055			0125

See the end of the previous day's tables for times of earlier services

and at the same minutes past each hour until

See the next day's tables for details of later services

j - These services arrive at lower level platforms (platforms 8-16)

FC - Train operated by First Capital Connect (www.firstcapitalconnect.co.uk)

- - First Class accommodation available
- ☎ - Interchange with Tramlink
- ⊖ - Interchange with London Underground
- 🚢 - Interchange with Eurostar services

- ⤴ - Station within Airport terminal
- MM - Monday mornings
- ☎ - Bus service; heavy luggage, prams, bicycles, etc. may not be conveyed



Notes and Symbols	SN	SN	FC	SN	FC	SN	FC	FC	SN	FS	FC	FC	SN	FC	FC	FS	SN	FC	FC	FC	FC	FC	FC	FC	FC	FC	FC	FC	
BEDFORD			8		8			0616			0636	0656			0710			0716	0728		0722	0744		0758					
LUTON				0548		0618	0636		0638	0656	0716		0708	0732	0720		0740	0748	0736	0746	0804		0820			0854		0914	
Luton Airport Parkway	→			0550		0620		0640		0640		0716		0710		0722		0742		0738	0748					0856		0916	
ST ALBANS				0602		0632	0648		0652	0708	0728		0722	0744	0734		0756	0800	0750	0800	0816	0806	0832	0822	0842	0908	0914	0929	
ST PANCRAS INTERNATIONAL	≡ e		0556		0634		0704	0708		0724	0728	0748		0756	0804	0808		0816	0820	0824	0828	0836	0840	0852	0856	0916	0934	0948	1004
Farringdon	⊖		0601		0639		0709	0713		0729	0733	0753		0801	0809	0813		0821	0825	0829	0833	0841	0845	0857	0901	0921	0939	0953	1009
City Thameslink	⊖		0603		0643		0713	0717		0733	0737	0757		0805	0813	0817		0825	0829	0833	0837	0845	0849	0901	0905	0925	0943	0957	1013
BLACKFRIARS	⊖		0606		0646		0716	0720		0735	0740	0800		0808	0816	0820		0828	0832	0836	0840	0848	0852	0904	0908	0928	0946	1000	1016
LONDON BRIDGE	⊖	06:00		06:30		07:00				07:31				08:02				08:24											
Elephant & Castle	⊖		0609		0649		0719	0723			0743			0811				0831		0839	0844	0852	0855	0907	0911	0931	0949	1003	1019
Loughborough Junction			0613		0653		0723	0727			0747			0815				0835		0843			0859	0911	0915	0935	0953	1007	1023
Herne Hill	⊖		0620		0658		0728	0734		0745	0752	0809		0822		0829		0839	0843	0848			0906	0915	0922	0942	0957	1012	1027
Tulse Hill	⊖	0617	0626	0647	0702	0717	0732	0738	0748		0756	0813	0819	0826			0838	0843	0847	0857			0916	0920	0928	0946	1002	1016	1032
Streatham	⊖	0621	0630	0651	0706	0721	0736	0742	0752		0759		0823	0829			0842	0847		0900			0919	0923	0931	0949	1005	1019	1035
Tooting			0627		0656		0725		0746	0756			0827				0848		0906				0927	0936		1010		1040	
Haydons Road			0630		0659		0728		0749	0759			0830				0849		0909				0930	0939		1013		1043	
WIMBLEDON	≡ ⊖	0556	0633		0702		0732		0752	0802			0833				0855		0917				0933	0947		1017		1047	
Wimbledon Chase		0559	0636		0710		0735		0805			0836		0858			0920						0950		1020		1050		
South Merton		0601	0638		0712		0737		0807			0838		0900			0922						0952		1022		1052		
Morden South		0603	0640		0714		0739		0809			0840		0902			0924						0954		1024		1054		
St. Helier		0605	0642		0716		0741		0811			0842		0904			0926						0956		1026		1056		
Sutton Common		0607	0644		0718		0743		0813			0844		0906			0928						0958		1028		1058		
West Sutton		0610	0647		0721		0746		0816			0847		0909			0931						1001		1031		1101		
Mitcham Eastfields			0634		0710		0740				0803		0833				0851					0923		0953		1023			
Mitcham Junction			0638		0714		0744				0807		0837				0855					0927		0957		1027			
Hackbridge			0641		0717		0747				0810		0840				0858					0930		1000		1030			
Carshalton			0644		0720		0750				0813		0843				0901					0933		1003		1033			
SUTTON	⊖	0613	0650	0648	0725	0724	0749	0754		0819		0820		0850	0847		0913	0906				0937		1005	1007	1035	1037	1105	
										VIC	BKJ		BTN			BMS	KTH	VIC		BTN									

Passengers may leave London later and arrive at highlighted stations earlier by using an alternative service. Please check adjacent columns for alternative services

- j - These services depart from lower level platforms (platforms 8-16)
- ↪ - Train continues around the loop via Wimbledon
- ↻ - Train continues around the loop via Mitcham Junction
- FC - Train operated by First Capital Connect ([www.firstcapitalconnect.co.uk](http://www.firstcapitalconnect.co.uk))
- SN - Train operated by Southern ([www.southernrailway.com](http://www.southernrailway.com))
- FS - These services are operated by First Capital Connect north of Blackfriars and by Southeastern south of Blackfriars

- ⊖ - First Class accommodation available
- ≡ - Interchange with Tramlink
- ⊖ e - Interchange with London Underground
- ≡ - Interchange with Eurostar services
- - Station with a frequent shuttle bus to London Luton Airport
- 8+ - Service formed of 8 carriages

- BKJ - Train continues to Beckenham Junction
- BMS - Train continues to Bromley South
- BTN - Train continues to Brighton
- KTH - Train continues to Kent House
- VIC - Train continues to London Victoria via West Croydon

Off-peak tickets are not valid during the morning peak at times listed in blue. However, certain exceptions may apply. Please enquire at your local ticket office.  
 LIGHT - For stations and times in light type, the full service is not shown on this Table.  
 See Table 1 for all services and stations between Bedford and London.

! - All services shown in this timetable may be subject to alteration, especially services on Bank Holidays, at Weekends, and services with the column note. Check pages 22 to 29 for a summary of alterations.  
 Visit [www.firstcapitalconnect.co.uk/changes](http://www.firstcapitalconnect.co.uk/changes), look for posters displaying Changes to Train Times, or call National Rail Enquiries on: 08457 48 49 50 (24hrs) for details of planned changes to services.  
 + - Train formations shown on this table represent the shortest formations planned and as extra rolling stock becomes available some services will be formed of additional carriages



Notes and Symbols	FC	SN	FS	FC	FC	SN	FC	FC	FC	FC	FC	FC	FC	FC	FC	FC	FC	FC	FC	FC	FC	FC	FC	FC	
	8		8	8	8		8	4	4	8											1	1	1	1	
BEDFORD			1700						1804		1830										2120		2150		
LUTON			1724	1718				1802	1824		1854		1918		1950	2018	2048	2118			2144		2214		
Luton Airport Parkway	→		1727	1720				1804	1826		1856		1920		1952	2020	2050	2120			2146		2216		
ST ALBANS		1718	1740	1732	1744		1802	1816	1838	1852	1908	1916	1932	1946	2004	2032	2102	2132			2158		2228		
ST PANCRAS INTERNATIONAL	⊖	1750	1759	1804	1816		1834	1848	1904	1918	1934	1948	2004	2018	2035	2104	2134	2204			2221	2245	2252	2315	
Farringdon	⊖	1755	1803	1808	1821		1839	1853	1909	1923	1939	1953	2009	2023	2039	2109	2139	2209			2255		2325		
City Thameslink	⊖	1759	1807	1811	1825		1843	1857	1913	1927	1943	1957	2013	2027	2043	2113	2143	2213			2257		2330		
BLACKFRIARS	⊖	1802	1810	1814	1830		1846	1900	1916	1930	1946	2000	2016	2030	2046	2116	2146	2216			2300		2330		
LONDON BRIDGE	⊖	↓	18 07	↓	↓	↓	18 38	↓	↓	↓	↓	↓	↓	↓	↓	↓	↓	↓	↓	↓	22 58	2315	23 28	2345	23 58
Elephant & Castle	⊖	1806	↓	1814	1818	1834	↓	1849	1904	1919	1933	1949	2003	2019	2033	2049	2119	2149	2219						
Loughborough Junction		1810	↓	1822	1828	1838	↓	1853	1908	1923	1937	1953	2007	2023	2037	2053	2123	2153	2223						
Herne Hill	⊖	1814	↓	1822	1826	1844	↓	1857	1912	1927	1942	1957	2012	2027	2042	2057	2127	2157	2227						
Tulse Hill	⊖	1818	1824	↓	1830	1848	1855	1902	1916	1932	1946	2002	2016	2032	2046	2102	2132	2202	2232	2310		2340		0010	
Streatham	⊖	1822	1828	↓	1833	1852	1859	1905	1919	1935	1949	2005	2019	2035	2049	2105	2135	2205	2235	2313		2343		0013	
Tooting				1838				1910		1940		2010		2040		2110	2140	2210	2240	2318		2348		0018	
Haydens Road				1841				1913		1943		2013		2043		2113	2143	2213	2243	2321		2351		0021	
WIMBLEDON	⊖			1845				1919		1949		2017		2047		2117	2147	2217	2247	2325		2355		0025	
Wimbledon Chase				1848				1922		1952		2020		2050		2120	2150	2220	2250	2328		2358		0028	
South Merton				1850				1924		1954		2022		2052		2122	2152	2222	2252	2330		2359		0030	
Morden South				1852				1926		1956		2024		2054		2124	2154	2224	2254	2332		0002		0032	
St. Helier				1854				1928		1958		2026		2056		2126	2156	2226	2256	2334		0004		0034	
Sutton Common				1856				1930		2000		2028		2058		2128	2158	2228	2258	2336		0006		0036	
West Sutton				1859				1933		2003		2031		2101		2131	2201	2231	2301	2339		0009		0039	
Mitcham Eastfields		1826	1832		1856	1903		1923		1953		2023		2053											
Mitcham Junction		1830	1836		1859	1907		1927		1957		2027		2057											
Hackbridge		1833	1839		1903	1910		1930		2000		2030		2100											
Carshalton		1836	1842		1905	1913		1933		2003		2033		2103											
SUTTON	⊖	1840	1845		1903	1910	1916	1939	2007	2035	2037	2105	2107	2139	2207	2240	2305	2343				0013		0043	
		GLM																							

Passengers may leave London later and arrive at highlighted stations earlier by using an alternative service. Please check adjacent columns for alternative services

j - These services depart from lower level platforms (platforms 8-16)

⊖ - Train continues around the loop via Wimbledon

⊖ - Train continues around the loop via Mitcham Junction

FC - Train operated by First Capital Connect (www.firstcapitalconnect.co.uk)

SN - Train operated by Southern (www.southernrailway.com)

FS - These services are operated by First Capital Connect north of Blackfriars and by Southeastern south of Blackfriars

1 - First Class accommodation available

⊖ - Interchange with London Underground

⊖ - Interchange with Tramlink

⊖ - Interchange with Eurostar services

→ - Station with a frequent shuttle bus to London Luton Airport

⊖+ - Service formed of 4 carriages

⊖+ - Service formed of 8 carriages

GLM - Service continues to Gillingham

⊖ - Bus service; heavy luggage, prams, bicycles etc. may not be conveyed

LIGHT - For stations and times in light type, the full service is not shown on this Table. See Table 1 for all services and stations between Bedford and London.

! - All services shown in this timetable may be subject to alteration, especially services on Bank Holidays, at Weekends, and services with the column note ⊖ Check pages 22 to 29 for a summary of alterations. Visit [www.firstcapitalconnect.co.uk/changes](http://www.firstcapitalconnect.co.uk/changes), look for posters displaying ⊖ Changes to Train Times, or call National Rail Enquiries on: 08457 48 49 50 (24hrs) for details of planned changes to services.

+ - Train formations shown on this table represent the shortest formations planned and as extra rolling stock becomes available some services will be formed of additional carriages

**This page is intentionally blank**

Notes and Symbols	FC	FC	FC	FC	FC	FC	FC	FC	FC	FC	FC	FC	FC	FC	FC	FC	FC	FC	FC	FC	FC	FC	FC	FC	FC	FC				
ST PANCRAS INTERNATIONAL	0530	Please use local bus and tube services to travel to/from these stations when no trains are operating. For details of alternative routes and services please see pages 22 and 23																												
Farringdon	0540																													
City Thameslink	0545	0600	0616	0619	0637			0646	0707	0716		0737		0746																
BLACKFRIARS	0600	0621	0624		0627	0645			0645	0715		0745		0815																
LONDON BRIDGE	0608	0624		0627	0645			0645	0715		0724		0754																	
Elephant & Castle	0616		0644	0635	0642	0705			0712	0714	0735		0742	0744	0805		0812	0814	0832											
Loughborough Junction	0624		0632	0652	0646	0702	0716			0722	0732	0746		0752	0802		0816	0822	0832											
Herne Hill	0635		0649			0705	0719			0735	0749		0805		0819			0835												
Tulse Hill	0640		0710			0740																								
Streatham	0643		0713			0743																								
Tooting	0647		0717			0747																								
Haydons Road	0650		0720			0750																								
WIMBLEDON	0652		0722			0752																								
Wimbledon Chase	0654		0724			0754																								
South Merton	0656		0726			0756																								
Morden South	0658		0728			0758																								
St. Helier	0701		0731			0801																								
Sutton Common	0753		0823																											
West Sutton	0757		0827																											
Mitcham Eastfields	0800		0830																											
Mitcham Junction	0803		0833																											
Hackbridge	0807		0837																											
Carshalton	0835		0905																											
SUTTON	0807		0837			0905																								
		1807		1816		1837		1846		1907																				
		1815		1824		1845		1854		1915																				
		1827		1836		1857		1906		1927																				
		1835		1842		1852		1902		1912		1914		1922		1932		1935												
		1846		1852		1902		1916		1922		1932																		
		1849		1905		1919		1935																						
		1910		1940																										
		1913		1943																										
		1917		1947																										
		1920		1950																										
		1922		1952																										
		1924		1954																										
		1926		1956																										
		1928		1958																										
		1931		2001																										
		1853		1923																										
		1857		1927																										
		1900		1930																										
		1903		1933																										
		1907		1935		1937		2005																						

and at the same minutes past each hour until

- J - These services depart from lower level platforms (platforms 8-16)
- ↻ - Train continues around the loop via Wimbledon
- ↻ - Train continues around the loop via Mitcham Junction
- FC - Train operated by First Capital Connect ([www.firstcapitalconnect.co.uk](http://www.firstcapitalconnect.co.uk))


- ⊖ - Interchange with London Underground
- ⊖ - Interchange with Tramlink
- ⊖ - Interchange with Eurostar services


- ⊖ - Bus service; heavy luggage, prams, bicycles etc. may not be conveyed


! - All services shown in this timetable may be subject to alteration, especially services on Bank Holidays, at Weekends, and services with the column note ⊖ Check pages 22 to 29 for a summary of alterations. Visit [www.firstcapitalconnect.co.uk/changes](http://www.firstcapitalconnect.co.uk/changes), look for posters displaying ⊖ Changes to Train Times, or call National Rail Enquiries on: 08457 48 49 50 (24hrs) for details of planned changes to services.

Notes and Symbols	FC	FC	FC	FC	FC	FC	FC	FC	FC	FC	FC	FC	FC	FC	FC	FC	FC	FC		
ST PANCRAS INTERNATIONAL																				
Farringdon																				
City Thameslink																				
BLACKFRIARS		1916		1946		2016		2046		2116		2146		2216		2246		2316		
LONDON BRIDGE		↓	1945	↓	2015	↓	2045	↓	2115	↓	2145	↓	2215	↓	2245	↓	2315	↓	2345	
Elephant & Castle		1924		1954		2024		2054		2124		2154		2224		2254		2324		
Loughborough Junction		1936		2006		2036		2106		2136		2206		2236		2306		2336		
Herne Hill		1942	1944	↓	2014	↓	2044	↓	2114	↓	2144	↓	2214	↓	2244	↓	2314	↓	2344	
Tulse Hill		1946	1952	2002	2022	2032	2052	2102	2122	2132	2152	2202	2222	2232	2252	2302	2322	2332	2352	0002
Streatham		1949		2005		2035		2105		2135		2205		2235		2305		2335		0005
Tooting				2010		2040		2110		2140		2210		2240		2310		2340		0010
Haydons Road				2013		2043		2113		2143		2213		2243		2313		2343		0013
WIMBLEDON				2017		2047		2117		2147		2217		2247		2317		2347		0017
Wimbledon Chase				2020		2050		2120		2150		2220		2250		2320		2350		0020
South Merton				2022		2052		2122		2152		2222		2252		2322		2352		0022
Morden South				2024		2054		2124		2154		2224		2254		2324		2354		0024
St. Helier				2026		2056		2126		2156		2226		2256		2326		2356		0026
Sutton Common				2028		2058		2128		2158		2228		2258		2328		2358		0028
West Sutton				2031		2101		2131		2201		2231		2301		2331		0001		0031
Mitcham Eastfields		1953																		
Mitcham Junction		1957																		
Hackbridge		2000																		
Carshalton		2003																		
SUTTON		2007		2035		2105		2135		2205		2235		2305		2335		0005		0035

Please use local bus and tube services to travel to/from these stations when no trains are operating. For details of alternative routes and services please see pages 22 and 23

j - These services depart from lower level platforms (platforms 8-16)  
 - Train continues around the loop via Wimbledon  
 FC - Train operated by First Capital Connect ([www.firstcapitalconnect.co.uk](http://www.firstcapitalconnect.co.uk))

 - Interchange with London Underground  
 - Interchange with Tramlink  
 - Interchange with Eurostar services





 - Bus service; heavy luggage, prams, bicycles etc. may not be conveyed

Notes and Symbols	FC	FC	FC	FC	FC	FC	FC				
ST PANCRAS INTERNATIONAL											
Farringdon											
City Thameslink											
BLACKFRIARS	0849	0919	0949		1919	1949	2019				
LONDON BRIDGE	↓ 0921	↓ 0951	↓ 1021		↓ 1951	↓ 2021	↓ 2051				
Elephant & Castle	0857	0927	0957		1927	1957	2027				
Loughborough Junction	0909	0939	1009		1939	2009	2039				
Herne Hill	0917	0947	1017		1947	2017	2047				
Tulse Hill	0925	0955	1002	1025	1032	1955	2002	2025	2032	2055	2102
Streatham		0935	1005	1035			2005	2035	2105		
Tooting		0940	1010	1040			2010	2040	2110		
Haydons Road		0943	1013	1043			2013	2043	2113		
WIMBLEDON	0947	1017	1047		2017	2047	2117				
Wimbledon Chase	0950	1020	1050		2020	2050	2120				
South Merton	0952	1022	1052		2022	2052	2122				
Morden South	0954	1024	1054		2024	2054	2124				
St. Helier	0956	1026	1056		2026	2056	2126				
Sutton Common	0958	1028	1058		2028	2058	2128				
West Sutton	1001	1031	1101		2031	2101	2131				
Mitcham Eastfields											
Mitcham Junction											
Hackbridge											
Carshalton											
SUTTON	1005	1035	1105		2035	2105	2135				

Please use local bus and tube services to travel to/from these stations when no trains are operating. For details of alternative routes and services please see pages 22 and 23

and at the same minutes past each hour until

j - These services depart from lower level platforms (platforms 8-16)  
 FC - Train operated by First Capital Connect ([www.firstcapitalconnect.co.uk](http://www.firstcapitalconnect.co.uk))

-  - Interchange with Tramlink
-  - Interchange with London Underground
-  - Interchange with Eurostar services
-  - Bus service; heavy luggage, prams, bicycles etc. may not be conveyed

! - All services shown in this timetable may be subject to alteration, especially services on Bank Holidays, at Weekends, and services with the column note  Check pages 22 to 29 for a summary of alterations. Visit [www.firstcapitalconnect.co.uk/changes](http://www.firstcapitalconnect.co.uk/changes), look for posters displaying  Changes to Train Times, or call National Rail Enquiries on: 08457 48 49 50 (24hrs) for details of planned changes to services.

**This page is intentionally blank**



06

Notes and Symbols	SE ORP	FC F	SN	FC G	SN	FC	FC	SN	FC	FS ORP	FC BTN	SN	FS ORP	FC	FC BTN	SN	FS BKJ	FC	FC	FC BTN	FS KTH	FC BTN	FC	SN	FC	FC BTN	FC	FC		
SUTTON			0537		0614		0622	0651	0648			0725		0724	0750								0820	0851	0847		0906	0938	0937	
Carshalton			0540		0617			0654				0728		0654	0753									0854				0941		
Hackbridge			0542		0619			0656				0731			0755									0856				0943		
Mitcham Junction			0546		0623			0700				0734			0759									0900				0946		
Mitcham Eastfields			0549		0626							0738												0903				0950		
West Sutton							0625		0651					0727									0823	0850		0909		0940		
Sutton Common							0627		0653					0729									0825	0853		0911		0942		
St. Helier							0630		0656					0732									0828	0855		0914		0945		
Morden South							0632		0658					0734									0830	0857		0916		0947		
South Merton							0634		0700					0736									0832	0859		0918		0949		
Wimbledon Chase							0636		0702					0738									0834	0901		0920		0951		
WIMBLEDON							0624	0640	0706					0742				0758	0812				0842	0905		0924		0956		
Haydens Road							0626	0642	0708					0744				0800	0814				0844	0907		0926		0958		
Tooting							0629	0645	0711					0747				0803	0817				0847	0910		0929		1001		
Streatham			0546	0553	0606	0630	0634	0650	0706	0716		0742		0752		0805		0810	0822				0852	0910	0915		0934	0953	1006	
Tulse Hill			0550	0557	0610	0634	0638	0656	0709	0720		0735	0746		0756	0805		0814	0826	0839			0854	0858	0915	0919	0925	0938	0957	1012
Herne Hill		0525	0554		0614		0642	0700		0724	0732		0750	0801			0813	0822	0831	0843	0852	0858	0902		0923		0942	1001	1016	
Loughborough Junction					0617		0645	0703		0727	0735		0753	0804			0816	0825	0834		0855		0905	0926		0945	1004	1019		
Elephant & Castle		0531	0600		0622		0650	0708		0732	0740		0758	0809			0821	0832	0841		0900		0910		0930		0950	1009	1024	
LONDON BRIDGE				06j08		06j51			07j25			08j02				08j30								09j34						
BLACKFRIARS		0535	0604		0630		0658	0712		0736	0744	0754		0802	0814	0822		0826	0838	0846	0854	0904	0908	0914		0934	0938	0958	1014	1028
City Thameslink		0538	0606		0632		0700	0714		0738	0746	0756		0804	0816	0824		0828	0840	0849	0856	0906	0910	0916		0936	0940	1000	1016	1030
Farringdon			0610		0636		0704	0718		0744	0750	0800		0808	0820	0828		0832	0844	0852	0900	0910	0914	0920		0940	0944	1004	1020	1034
ST PANCRAS INTERNATIONAL			0616		0642		0708	0722		0748	0754	0804		0812	0824	0832		0836	0848	0856	0904	0914	0918	0924		0944	0948	1008	1024	1038
ST ALBANS			0648		0714		0735	0750		0812	0821	0825		0845	0853	0852		0857	0919	0929	0925	0947	0941	0952		1020	1010	1045	1057	1115
LUTON AIRPORT PARKWAY			0700		0726		0746			0824	0832	0838			0902	0900		0910	0930		0938	0959	0952	1003		1030	1022	1056		1126
LUTON			0703		0729		0750			0827	0836	0841			0906	0904		0913	0935		0943	1003	0957	1007		1034	1025	1100		1130
BEDFORD			0728		0754					0852		0906			0926			0938	1002		1008		1022	1032		1050				

Passengers may leave highlighted stations later and arrive at London earlier by using an alternative service. Please check adjacent columns for alternative services

- j - These services arrive at lower level platforms (platforms 8-16)
- ↪ - Train from London via Mitcham Junction (see map on inside front cover)
- ↩ - Train from London via Wimbledon (see map on inside front cover)
- FC - Train operated by First Capital Connect (www.firstcapitalconnect.co.uk)
- SE - Train operated by Southeastern (www.southeasternrailway.co.uk)
- SN - Train operated by Southern (www.southernrailway.com)
- FS - These services are operated by First Capital Connect north of Blackfriars and by Southeastern south of Blackfriars

- 1 - First Class accommodation available
- ↔ - Interchange with Tramlink
- ↔ - Interchange with London Underground
- ↔ - Interchange with Eurostar services
- 4+ - Service formed of 4 carriages
- 8+ - Service formed of 8 carriages
- ⚡ - Station with a frequent shuttle bus to London Luton Airport

- BKJ - Service from Beckenham Junction
- BTN - Service from Brighton
- F - Starts from Selhurst at 0536 and calls additionally at Thornton Heath 0538, Norbury 0540 and Streatham Common 0543

- ORP - Service from Orpington
- G - Starts from Selhurst at 0556 and calls additionally at Thornton Heath 0558, Norbury 0600 and Streatham Common 0603

Off-peak tickets are not valid during the morning peak at times tinted in blue. However, certain exceptions may apply. Please enquire at your local ticket office for details  
 LIGHT - For stations and times in light type, the full service is not shown on this Table.  
 See Table 1 for all services and stations between London and Bedford.

! - All services shown in this timetable may be subject to alteration, especially services on Bank Holidays, at Weekends, and services with the column note ⚡ Check pages 22 to 29 for a summary of alterations.  
 Visit www.firstcapitalconnect.co.uk/changes, look for posters displaying ⚡ Changes to Train Times, or call National Rail Enquiries on: 08457 48 49 50 (24hrs) for details of planned changes to services.

+ - Train formations shown on this table represent the shortest formations planned and as extra rolling stock becomes available some services will be formed of additional carriages

Notes and Symbols	FC				FC	FC	FC	FC	FC	FC	FC	FC	FC	FC	FC	FC	FC	FC	FC	FC	FC	FC	SN	FC			
	FC	FC	FC	FC																							
	1006	1007	1036	1037																							
SUTTON	1006	1007	1036	1037	1506	1507	1536		1537	1606		1607		1636									1738	1746	1806		
Carshalton	1009		1039		1509		1539			1609				1639											1809		
Hackbridge	1011		1041		1511		1541			1611				1641											1811		
Mitcham Junction	1014		1044		1514		1544			1614				1644											1814		
Mitcham Eastfields	1018		1048		1518		1548			1618				1648											1818		
West Sutton		1010		1040		1510			1540															1741	1749		
Sutton Common		1012		1042		1512			1542															1743	1752		
St. Helier		1015		1045		1515			1545															1746	1754		
Morden South		1017		1047		1517			1547															1748	1756		
South Merton		1019		1049		1519			1549															1750	1758		
Wimbledon Chase		1021		1051		1521			1551															1752	1800		
WIMBLEDON		1026		1056		1526			1556															1756	1805		
Haydons Road		1028		1058		1528			1558															1758	1806		
Tooting		1031		1101		1531			1601															1801	1809		
Streatham	1023	1036	1053	1106	1523	1536	1553		1606	1623		1638		1653										1806	1813	1823	
Tulse Hill	1027	1042	1057	1112	1527	1542	1557		1612	1627	1634	1642		1657										1812	1817	1827	
Herne Hill	1031	1046	1101	1116	1531	1546	1601		1616	1631	1638	1646		1701	1706									1818	1831		
Loughborough Junction	1034	1049	1104	1119	1534	1549	1604		1619	1634	1649			1700										1821	1834		
Elephant & Castle	1039	1054	1109	1124	1539	1554	1609	1618	1624	1639	1645	1654	1700	1708	1712	1716								1822	1826	1839	
LONDON BRIDGE																									1831		
BLACKFRIARS	1044	1058	1114	1128	1544	1558	1614	1622	1630	1644	1650	1700	1704	1712	1716	1720	1726	1732	1748	1752	1756	1802	1806	1818	1826	1832	1846
City Thameslink	1046	1100	1116	1130	1546	1600	1616	1624	1632	1646	1652	1702	1706	1714	1718	1724	1728	1734	1750	1754	1758	1804	1808	1820	1828	1834	1848
Farringdon	1050	1104	1120	1134	1550	1604	1619	1627	1635	1649	1657	1705	1709	1717	1723	1727	1731	1737	1753	1757	1801	1807	1811	1823	1831	1837	1851
ST PANCRAS INTERNATIONAL	1054	1108	1124	1138	1554	1608	1624	1632	1640	1654	1702	1710	1714	1722	1728	1732	1736	1742	1758	1802	1806	1812	1816	1828	1836	1842	1856
ST ALBANS	1127	1145	1157	1215	1627	1645	1659	1652	1715	1729	1722	1739	1749	1743	1805	1752	1756	1816	1833	1822	1826	1849	1836	1905	1856	1918	1931
LUTON AIRPORT PARKWAY		1156		1226		1658			1734	1750				1756	1804	1810	1828		1840	1901				1910	1930		
LUTON		1200		1230		1702			1704	1754				1759	1815	1813	1832		1834	1843	1905	1849		1913	1934		
BEDFORD									1728					1824	1818	1838			1858	1908							

and at the same minutes past each hour until

j - These services arrive at lower level platforms (platforms 8-16)

- Train from London via Mitcham Junction (see map on inside front cover)

- Train from London via Wimbledon (see map on inside front cover)

FC - Train operated by First Capital Connect ([www.firstcapitalconnect.co.uk](http://www.firstcapitalconnect.co.uk))SN - Train operated by Southern ([www.southernrailway.com](http://www.southernrailway.com))

FS - These services are operated by First Capital Connect north of Blackfriars and by Southeastern south of Blackfriars

- First Class accommodation available

- Interchange with Tramlink

- Interchange with London Underground

- Interchange with Eurostar services

- Station with a frequent shuttle bus to London Luton Airport

BTN - Service from Brighton

SEV - Service from Sevenoaks

+ - Service formed of 4 carriages

+ - Service formed of 8 carriages

- Off-peak Day (return portion), Family Travelcard &amp; One Day Off-peak Travelcard tickets are not valid during the evening peak for travel from stations tinted blue to stations between St Albans and Bedford inclusive

- Off-peak Return (outward &amp; return portion), Off-peak Day (return portion), Family Travelcard &amp; One Day Off-peak Travelcard tickets are not valid during the evening peak from stations tinted red to stations between St Albans &amp; Bedford

! - All services shown in this timetable may be subject to alteration, especially services on Bank Holidays, at Weekends, and services with the column note Check pages 22 to 29 for a summary of alterations.

Visit [www.firstcapitalconnect.co.uk/changes](http://www.firstcapitalconnect.co.uk/changes), look for posters displaying Changes to Train Times, or call National Rail Enquiries on: 08457 48 49 50 (24hrs) for details of planned changes to services.

+ - Train formations shown on this table represent the shortest formations planned and as extra rolling stock becomes available some services will be formed of additional carriages



Notes and Symbols	FC	FC	SN	FC	FC	SN	FC	FC	FC	FC	FC	FC	FC	FC	FC	FC	FC	
	BTN																	
	BTN																	
SUTTON		1808	1816	1832	1840	1847	1906	1910	1940	1937	2010	2007	2040	2037	2110	2107	2207	
Carshalton				1835			1909		1943		2013		2043		2113			
Hackbridge				1837			1911		1945		2015		2045		2115			
Mitcham Junction				1840			1914		1948		2018		2048		2118			
Mitcham Eastfields				1844			1918		1952		2022		2052		2122			
West Sutton		1811	1819		1843	1851		1913		1940		2010		2040		2110	2210	
Sutton Common		1813	1822		1845	1853		1915		1942		2012		2042		2112	2212	
St. Heller		1816	1824		1848	1856		1918		1945		2015		2045		2115	2215	
Morden South		1818	1826		1850	1858		1920		1947		2017		2047		2117	2217	
South Merton		1820	1828		1852	1900		1922		1949		2019		2049		2119	2219	
Wimbledon Chase		1822	1830		1854	1902		1924		1951		2021		2051		2121	2221	
WIMBLEDON		1826	1835		1858	1907		1928		1956		2026		2055		2125	2226	
Haydons Road		1828	1836		1900	1908		1930		1958		2028		2058		2138	2228	
Tooting		1831	1839		1903	1911		1933		2001		2031		2101		2141	2231	
Streatham			1836	1845	1849	1908	1916	1923	1938	1956	2006	2026	2036	2056	2106	2126	2146	2236
Tulse Hill		1831	1842	1850	1857	1914	1920	1927	1944	1959	2010	2029	2040	2059	2110	2129	2150	2240
Herne Hill		1838	1848		1901	1918		1932	1948	2003	2016	2033	2046	2103	2116	2133	2154	
Loughborough Junction			1851		1904	1921		1935	1951	2007	2019	2037	2049	2107	2119	2137	2157	
Elephant & Castle		1845	1856		1909	1926		1942	1956	2011	2024	2041	2054	2111	2124	2141	2202	
LONDON BRIDGE			1910		1940												2252	
BLACKFRIARS		1850	1900		1916	1932		1946	2000	2016	2028	2046	2100	2116	2130	2146	2206	
City Thameslink		1852	1902		1918	1934		1948	2002	2018	2030	2048	2102	2118	2132	2148	2208	
Farringdon		1857	1905		1921	1938		1952	2006	2022	2036	2052	2106	2122	2136	2152	2212	
ST PANCRAS INTERNATIONAL		1902	1910		1926	1942		1956	2010	2026	2040	2056	2110	2126	2140	2156	2216	
ST ALBANS		1922	1942		2000	2015		2030	2045	2059	2115	2129	2145	2159	2215	2229	2248	
LUTON AIRPORT PARKWAY			1954		2012	2026		2042	2056		2126		2156		2226		2300	
LUTON		1934	1958		2015	2030		2045	2100		2130		2200		2230		2303	
BEDFORD		1958			2040			2110									2328	

Passengers may leave highlighted stations later and arrive at London earlier by using an alternative service. Please check adjacent columns for alternative services

- j - These services arrive at lower level platforms (platforms 8-16)  
 - Train from London via Mitcham Junction (see map on inside front cover)  
 - Train from London via Wimbledon (see map on inside front cover)  
 FC - Train operated by First Capital Connect ([www.firstcapitalconnect.co.uk](http://www.firstcapitalconnect.co.uk))  
 SN - Train operated by Southern ([www.southernrailway.com](http://www.southernrailway.com))

-  - First Class accommodation available  
 - Interchange with Tramlink  
 - Interchange with London Underground  
 - Interchange with Eurostar services  
 - Station with a frequent shuttle bus to London Luton Airport  
 + - Service formed of 8 carriages  
 BTN - Service from Brighton

LIGHT - For stations and times in light type, the full service is not shown on this Table.  
 See Table 1 for all services and stations between London and Bedford.

- ! - All services shown in this timetable may be subject to alteration, especially services on Bank Holidays, at Weekends, and services with the column note  Check pages 22 to 29 for a summary of alterations.  
 Visit [www.firstcapitalconnect.co.uk/changes](http://www.firstcapitalconnect.co.uk/changes), look for posters displaying  Changes to Train Times, or call National Rail Enquiries on: 08457 48 49 50 (24hrs) for details of planned changes to services.  
 + - Train formations shown on this table represent the shortest formations planned and as extra rolling stock becomes available some services will be formed of additional carriages

**This page is intentionally blank**

Notes and Symbols	FC J	FC K	FC M	FC	FC	FC	FC	FC	FC	FC	FC	FC	FC	FC	FC	FC	FC	FC	FC	FC	FC
SUTTON																					
Carshalton																					
Hackbridge																					
Mitcham Junction																					
Mitcham Eastfields																					
West Sutton																					
Sutton Common																					
St. Helier																					
Morden South																					
South Merton																					
Wimbledon Chase																					
WIMBLEDON																					
Haydens Road																					
Tooting																					
Streatham	0549	0619	0649	0710																	
Tulse Hill	0555	0600	0623	0630	0657																
Herne Hill		0608	0623	0638	0701	0708															
Loughborough Junction		0616	0646	0716	0736																
Elephant & Castle		0628	0658	0728	0748																
LONDON BRIDGE	06j09	06j35	07j30																		
BLACKFRIARS		0636	0706	0736	0756																
City Thameslink																					
Farringdon																					
ST PANCRAS INTERNATIONAL																					

and at the same minutes past each hour until

- J - These services arrive at lower level platforms (platforms 8-16)
- Train from London via Mitcham Junction (see map on inside front cover)
- Train from London via Wimbledon (see map on inside front cover)
- FC - Train operated by First Capital Connect ([www.firstcapitalconnect.co.uk](http://www.firstcapitalconnect.co.uk))

- Interchange with Tramlink
- Interchange with London Underground
- Interchange with Eurostar services
- Bus service; heavy luggage, prams, bicycles etc. may not be conveyed

- J - Starts from Selhurst at 0539 and calls additionally at Thornton Heath 0541, Norbury 0543 and Streatham Common 0546
- K - Starts from Selhurst at 0609 and calls additionally at Thornton Heath 0611, Norbury 0613 and Streatham Common 0616
- M - Starts from Selhurst at 0639 and calls additionally at Thornton Heath 0641, Norbury 0643 and Streatham Common 0646

Please use local bus and tube services to travel to/from these stations when no trains are operating. For details of alternative routes and services please see pages 22 and 23

All services shown in this timetable may be subject to alteration, especially services on Bank Holidays, at Weekends, and services with the column note Check pages 22 to 29 for a summary of alterations. Visit [www.firstcapitalconnect.co.uk/changes](http://www.firstcapitalconnect.co.uk/changes), look for posters displaying Changes to Train Times, or call National Rail Enquiries on: 08457 48 49 50 (24hrs) for details of planned changes to services.

Notes and Symbols	FC	FC	FC	FC
<b>SUTTON</b>	2137		2207	
Carshalton				
Hackbridge				
Mitcham Junction				
<b>Mitcham Eastfields</b>	↓		↓	
West Sutton	2140		2210	
Sutton Common	2142		2212	
St. Helier	2145		2215	
Morden South	2147		2217	
South Merton	2149		2219	
<b>Wimbledon Chase</b>	2151		2221	
<b>WIMBLEDON</b>	2200		2230	
Haydons Road	2202		2232	
Tooting	2205		2235	
<b>Streatham</b>	2210		2240	
Tulse Hill	2217	2220	2247	2250
Herne Hill		2228		2258
Loughborough Junction		2236		2306
<b>Elephant &amp; Castle</b>	↓	2248	↓	2318
<b>LONDON BRIDGE</b>	22 30	↓	23 00	↓
<b>BLACKFRIARS</b>		2256		2326
City Thameslink				
Farringdon				
<b>ST PANCRAS INTERNATIONAL</b>				

j - These services arrive at lower level platforms (platforms 8-16)

FC - Train operated by First Capital Connect ([www.firstcapitalconnect.co.uk](http://www.firstcapitalconnect.co.uk))

- Interchange with Tramlink
- Interchange with London Underground
- Interchange with Eurostar services
- Bus service; heavy luggage, prams, bicycles etc. may not be conveyed

Notes and Symbols	FC	FC	FC	FC	FC	FC	FC	FC	FC	FC
SUTTON	1015		1045		2015		2045		2115	
Carshalton										
Hackbridge										
Mitcham Junction										
Mitcham Eastfields										
West Sutton	1018		1048		2018		2048		2118	
Sutton Common	1020		1050		2020		2050		2120	
St. Helier	1023		1053		2023		2053		2123	
Morden South	1025		1055		2025		2055		2125	
South Merton	1027		1057		2027		2057		2127	
Wimbledon Chase	1029		1059		2029		2059		2129	
WIMBLEDON	1033		1103		2033		2103		2133	
Haydons Road	1035		1105		2035		2105		2135	
Tooting	1038		1108		2038		2108		2138	
Streatham	1043		1113		2043		2113		2143	
Tulse Hill	1047	1055	1117	1125	2047	2055	2117	2125	2147	2155
Herne Hill		1103	1133			2103	2133		2203	
Loughborough Junction		1111	1141			2111	2141		2211	
Elephant & Castle		1123	1153			2123	2153		2223	
LONDON BRIDGE	10j59		11j29		20j59		21j29		21j59	
BLACKFRIARS		1131	1201			2131	2201		2231	
City Thameslink	Please use local bus and tube services to travel to/from									
Farringdon	these stations when no trains are operating. For details									
ST PANCRAS INTERNATIONAL	of alternative routes and services please see pages 22 and 23									

and at the same minutes past each hour until

j - These services arrive at lower level platforms (platforms 8-16)

FC - Train operated by First Capital Connect ([www.firstcapitalconnect.co.uk](http://www.firstcapitalconnect.co.uk))

- Interchange with Tramlink
- Interchange with London Underground
- Interchange with Eurostar services
- Bus service; heavy luggage, prams, bicycles etc. may not be conveyed

**This page is intentionally blank**



Notes and Symbols	SE	SE	SE	FS	FS	FS	FS	FS	FS	FS	FS	FS	FS	FS	FS	FS	FS	FS	FS	FS	FS	FS	FS	FS	FS	FS	FS			
				1 4	1 4	8	8	8	1 8	8	8	8	8	4	8															
BEDFORD				0556		0625	0640		0710		0732																			
LUTON				0616	0629	0649	0704	0656	0732		0756	0801	0818																	
Luton Airport Parkway	→			0631	0651	0706	0658		0758	0803	0820																			
ST ALBANS				0628	0643	0703	0718	0710	0744	0744	0812	0815	0832	0858																
Kentish Town	⊖			↓	↓	↓	↓	↓	0739	↓	↓	↓	↓	0926	0956	1026	1056	1126	1156	1226	1256	1326	1356	1426	1456	1526	1556	1609	1624	
ST PANCRAS INTERNATIONAL	⊖			0648	0712	0732	0740	0744	0804	0812	0832	0844	0900	0930	1000	1030	1100	1130	1200	1230	1300	1330	1400	1430	1500	1530	1600	1614	1628	
Farringdon	⊖			0653	0717	0737	0745	0749	0809	0817	0837	0849	0905	0935	1005	1035	1105	1135	1205	1235	1305	1335	1405	1435	1505	1535	1605	1619	1633	
City Thameslink	⊖	0526	0607	0638	0657	0721	0741	0749	0753	0813	0821	0841	0853	0909	0939	1009	1039	1109	1139	1209	1239	1309	1339	1409	1439	1509	1539	1609	1623	1637
BLACKFRIARS	⊖	0528	0610	0640	0706	0724	0744	0752	0756	0816	0824	0844	0856	0912	0942	1012	1042	1112	1142	1212	1242	1312	1342	1412	1442	1512	1542	1612	1626	1642
Elephant & Castle	⊖	0532	0613	0644	0709	0727	0747	0755	0759		0828	0847	0901	0916	0945	1015	1045	1115	1145	1215	1245	1315	1345	1415	1445	1515	1545	1615	1630	1645
Denmark Hill	⊖	0537	0620	0650	0715	0734	0753	0801	0806		0835	0852	0907	0922	0952	1022	1052	1122	1152	1222	1252	1322	1352	1422	1452	1522	1552	1622	1636	1652
Peckham Rye	⊖	0539	0623	0652	0720	0737	0756	0804	0809		0838	0855	0910	0925	0955	1025	1055	1125	1155	1225	1255	1325	1355	1425	1455	1525	1555	1625	1640	1655
Nunhead	⊖	0541	0625	0654	0722	0739	0758	0806	0811		0840	0857	0912	0927	0957	1027	1057	1127	1157	1227	1257	1327	1357	1427	1457	1527	1557	1627	1642	1657
Crofton Park	⊖	0544	0628	0657	0724	0741	↓	0808	0813		0842	0859	0915	0929	0959	1029	1059	1129	1159	1229	1259	1329	1359	1429	1459	1529	1559	1629	1645	1659
Catford	⊖	0546	0630	0659	0726	0744	0802	0810	0816		0844	0901	0917	0931	1001	1031	1101	1131	1201	1231	1301	1331	1401	1431	1501	1531	1601	1631	1647	1702
Bellingham	⊖	0548	0632	0701	0729	0747	0804	0813	0819		0847	0904	0919	0934	1004	1034	1104	1134	1204	1234	1304	1334	1404	1434	1504	1534	1604	1634	1650	1705
Beckenham Hill	⊖	0550	0634	0703	0731	0749		0815	0821		0849	0906	0921	0936	1006	1036	1106	1136	1206	1236	1306	1336	1406	1436	1506	1536	1606	1636	1652	1707
Ravensbourne	⊖	0552	0636	0705	0733	0751	↓	0817	0823		0851	0908	0923	0938	1008	1038	1108	1138	1208	1238	1308	1338	1408	1438	1508	1538	1608	1638	1654	1709
Shortlands	⊖	0554	0639	0707	0735	0753	0809	0819	0825	↓	0853	0910	0925	0940	1010	1040	1110	1140	1210	1240	1310	1340	1410	1440	1510	1540	1610	1640	1656	1711
BROMLEY SOUTH	⊖	0558	0643	0710	0738	0756	0811	0822	0828	0835	0856	0913	0928	0943	1013	1043	1113	1143	1213	1243	1313	1343	1413	1443	1513	1543	1613	1643	1700	1715
Bickley	⊖	0600	0645	0713	0740	0758		0824	0830		0858	0916	0931	0945	1015	1045	1115	1145	1215	1245	1315	1345	1415	1445	1515	1545	1615	1645	1702	1717
St. Mary Cray	⊖	0606	0651	0718	0746	0804			0836		0904	0921	0936	0951	1021	1051	1121	1151	1221	1251	1321	1351	1421	1451	1521	1551	1621	1651	1725	
Swanley	⊖	0611	0656	0723	0750	0808			0840		0908	0926	0941	0955	1025	1055	1125	1155	1225	1255	1325	1355	1425	1455	1525	1555	1625	1655	1730	
Eynsford	⊖	0615	0700	0728	0755	0813			0845		0913	0930	0945	1000	1030	1100	1130	1200	1230	1300	1330	1400	1430	1500	1530	1600	1630	1700	1734	
Shoreham (Kent)	⊖	0619	0704	0731	0758	0816			0848		0916	0934	0949	1003	1033	1103	1133	1203	1233	1303	1333	1403	1433	1503	1533	1603	1633	1703	1738	
Otford	⊖	0622	0709	0734	0802	0820			0852		0920	0937	0952	1006	1036	1106	1136	1206	1236	1306	1336	1406	1436	1506	1536	1606	1636	1706	1741	
Bat & Ball	⊖	0625	0712	0737	0805	0823			0855		0923	0940	0955	1009	1039	1109	1139	1209	1239	1309	1339	1409	1439	1509	1539	1609	1639	1709	1744	
SEVENOAKS	⊖	0628	0715	0743	0808	0826			0858		0926	0943	0958	1012	1042	1112	1142	1212	1242	1312	1342	1412	1442	1512	1542	1612	1642	1712	↓	1747
Petts Wood	⊖								0829																				1707	
ORPINGTON	⊖								0833																				1712	

SE - Train operated by Southeastern (www.southeasternrailway.co.uk)      1 - First Class accommodation available  
 FS - These services are operated by First Capital Connect north of Blackfriars and by Southeastern south of Blackfriars  
 LIGHT - For stations and times in light type, the full service is not shown on this Table.  
 See Table 1 for all services and stations between Bedford and London

- ⊖ - Interchange with London Underground
- ⊖ - Interchange with Eurostar services
- - Station with a frequent shuttle bus to London Luton Airport
- ⊖ - Off-peak tickets are not valid during the morning peak at times tinted in blue. However, certain exceptions may apply. Please enquire at your local ticket office.
- 1+ - Service formed of 4 carriages
- 8+ - Service formed of 8 carriages

! - All services shown in this timetable may be subject to alteration, especially services on Bank Holidays, at Weekends, and services with the column note ⊖ Check pages 22 to 29 for a summary of alterations.  
 Visit [www.firstcapitalconnect.co.uk/changes](http://www.firstcapitalconnect.co.uk/changes), look for posters displaying ⊖ Changes to Train Times, or call National Rail Enquiries on: 08457 48 49 50 (24hrs) for details of planned changes to services.  
 + - Train formations shown on this table represent the shortest formations planned and as extra rolling stock becomes available some services will be formed of additional carriages

Notes and Symbols	FS	FS	SE	FS	FS	FS	SE	FS	FS	FS	FS	FS	FS
	1 3	1 3		1 3	3	1 3		1 3	3				
BEDFORD	1554	1622		1646		1700		1720					
LUTON	1618	1646		1710		1724		1744		1844			
Luton Airport Parkway	1620			1712		1727		1746		1846			
ST ALBANS	1634			1725	1728	1740		1758	1828	1858			
Kentish Town									1856	1926	1956		2056
ST PANCRAS INTERNATIONAL	1656	1714		1746	1754	1759		1824	1900	1930	2000		2100
Farringdon	1701	1719		1751	1759	1803		1829	1905	1935	2005		2105
City Thameslink	1705	1723	1733	1755	1803	1807	1821	1833	1909	1939	2009	2039	2109
BLACKFRIARS	1710	1726	1736	1758	1806	1810	1824	1842	1912	1942	2012	2042	2112
Elephant & Castle	1714	1730	1739	1803	1810	1814	1828	1845	1915	1945	2015	2045	2115
Denmark Hill	1720		1745		1820		1834	1852	1922	1952	2022	2052	2122
Peckham Rye	1724		1748		1823		1837	1855	1925	1955	2025	2055	2125
Nunhead	1726		1750		1825		1839	1857	1927	1957	2027	2057	2127
Crofton Park	1729		1752		1828		1842	1859	1929	1959	2029	2059	2129
Catford	1732		1754		1830		1844	1901	1931	2001	2031	2101	2131
Bellingham	1735		1757		1833		1847	1904	1934	2004	2034	2104	2134
Beckenham Hill	1737		1759		1835		1849	1906	1936	2006	2036	2106	2136
Ravensbourne	1739		1801		1837		1851	1908	1938	2008	2038	2108	2138
Shortlands	1741		1803		1839		1853	1910	1940	2010	2040	2110	2140
BROMLEY SOUTH	1746	1748	1806	1821	1842	1832	1856	1913	1943	2013	2043	2113	2143
Bickley	1749		1809		1845		1859	1915	1945	2015	2045	2115	2145
St. Mary Cray	1756	1757	1815	1828	1851	1839	1904	1921	1951	2021	2051	2121	2151
Swanley	1801	1801	1820	1833	1855	1844	1909	1925	1955	2025	2055	2125	2155
Eynsford	1806		1824		1900		1913	1930	2000	2030	2100	2130	2200
Shoreham (Kent)	1809		1828		1903		1917	1933	2003	2033	2103	2133	2203
Otford	1813		1832	1842	1907		1920	1936	2006	2036	2106	2136	2206
Bat & Ball	1816		1836		1910		1923	1939	2009	2039	2109	2139	2209
SEVENOAKS	1819		1840		1914		1926	1942	2012	2042	2112	2142	2212
Petts Wood													
ORPINGTON													
		GLM		AFK		GLM							

SE - Train operated by Southeastern ([www.southeasternrailway.co.uk](http://www.southeasternrailway.co.uk))

FS - These services are operated by First Capital Connect north of Blackfriars and by Southeastern south of Blackfriars

LIGHT - For stations and times in light type, the full service is not shown on this Table.

See Table 1 for all services and stations between Bedford and London

- First Class accommodation available
- Service formed of 8 carriages
- Interchange with London Underground
- Interchange with Eurostar services
- Station with a frequent shuttle bus to London Luton Airport
- AFK** - Service to Ashford International please see Southeastern publicity for details
- GLM** - Service to Gillingham please see Southeastern publicity for details

! - All services shown in this timetable may be subject to alteration, especially services on Bank Holidays, at Weekends, and services with the column note Check pages 22 to 29 for a summary of alterations.

Visit [www.firstcapitalconnect.co.uk/changes](http://www.firstcapitalconnect.co.uk/changes), look for posters displaying Changes to Train Times, or call National Rail Enquiries on: **08457 48 49 50** (24hrs) for details of planned changes to services.

+ - Train formations shown on this table represent the shortest formations planned and as extra rolling stock becomes available some services will be formed of additional carriages



Notes and Symbols	FS	FS	FS	FS	FS	SE	SE	FS
ORPINGTON ☐	8	8	1 8	1 8	8			
Petts Wood ☐								
SEVENOAKS ☐	1635	1705	1735	1759	1837	1906	1934	2004
Bat & Ball	1638	1708	1738	1806	1840	1909	1937	2007
Otford ☐	1641	1712	1741	1810	1843	1912	1940	2010
Shoreham (Kent)	1644	1715	1744	1813	1846	1915	1943	2013
Eynsford	1648	1719	1747	1817	1849	1918	1946	2016
Swanley ☐	1654	1724	1753	1822	1858	1924	1952	2022
St. Mary Cray	1658	1728	1757	1826	1902	1928	1956	2026
Bickley	1703	1733	1802	1832	1906	1932	2001	2031
BROMLEY SOUTH ☐	1706	1736	1805	1835	1910	1935	2005	2035
Shortlands ☐	1708	1738	1808	1837	1912	1937	2007	2037
Ravensbourne	1711	1741	1810	1839	1914	1940	2009	2039
Beckenham Hill	1713	1743	1812	1841	1916	1942	2011	2041
Bellingham	1715	1745	1814	1843	1918	1944	2013	2043
Catford	1717	1747	1816	1845	1920	1946	2015	2045
Crofton Park	1719	1749	1819	1848	1923	1948	2018	2048
Nunhead ☐	1722	1752	1821	1850	1925	1951	2020	2050
Peckham Rye ☐	1724	1754	1823	1852	1928	1953	2022	2052
Denmark Hill ☐	1726	1757	1825	1855	1931	1955	2025	2055
Elephant & Castle ☉	1734	1806	1832	1902	1938	2000	2030	2100
BLACKFRIARS ☐	1742	1814	1836	1906	1942	2004	2034	2104
City Thameslink ☐	1744	1816	1838	1908	1945	2006	2036	2107
Farringdon ☐	1747	1819	1841	1911	1948			2110
ST PANCRAS INTERNATIONAL ☉☉	1752	1824	1846	1916	1952			2114
Kentish Town ☉	↓	↓	↓	↓	1958			2120
ST ALBANS	1822	1853	1906	1938				
Luton Airport Parkway ☐	1834	1905	1920	↓				
LUTON	1838	1909	1923	1950				
BEDFORD ☐	1904	1934	1948	2012				

FS - These services are operated by First Capital Connect north of Blackfriars and by Southeastern south of Blackfriars

SE - Service operated by Southeastern ([www.southeasternrailways.co.uk](http://www.southeasternrailways.co.uk))

LIGHT - For stations and times in light type, the full service is not shown on this Table.

See Table 1 for all services and stations between London and Bedford

- ☐ - First Class accommodation available  
 ☉ - Interchange with Eurostar services  
 ☐+ - Service formed of 8 carriages

- ☉ - Interchange with London Underground  
 ↕ - Station with a frequent shuttle bus to London Luton Airport  
 ☐ - Off-peak Day (return portion), Family Travelcard & One Day Off-peak Travelcard tickets are not valid during the **evening peak** for travel from stations tinted in blue to stations between St Albans and Bedford inclusive.  
 ☐ - Off-peak Return (outward & return portion), Off-peak Day (return portion), Family Travelcard & One Day Off-peak Travelcard tickets are not valid during the **evening peak** from stations tinted red to stations between St Albans & Bedford

! - All services shown in this timetable may be subject to alteration, especially services on Bank Holidays, at Weekends, and services with the column note ☉ (Check pages 22 to 29 for a summary of alterations).

Visit [www.firstcapitalconnect.co.uk/changes](http://www.firstcapitalconnect.co.uk/changes), look for posters displaying ☉ **Changes to Train Times**, or call National Rail Enquiries on: **08457 48 49 50** (24hrs) for details of planned changes to services.

+ - Train formations shown on this table represent the shortest formations planned and as extra rolling stock becomes available some services will be formed of additional carriages

## Mondays to Fridays

## Luton to Dunstable bus timetable

Service No.	70	69	70	X31	69	70	61	X31	X31	69	X31	70	X31	69	X31	70	X31	X31	69	61	X31	X31	69	61	X31	X31	69	61	X31	X31	69	61	X31	X31	
Luton Rail Station *	0505	0535	0555	0615	0620	0645	0654	0655	0710	0715	0753	0750	0827	0820	0857	0850	0908	0922	0920	0935	0952	1004	1020	1035	1052	1104	1120	1135	1152						
Dunstable Town Centre	0527	0557	0618	0644	0645	0710	0715	0721	0742	0740	0822	0819	0852	0849	0917	0918	0932	0952	0947	1002	1017	1032	1047	1102	1117	1132	1147	1202	1227						

Service No.	X31	69	61	X31	X31	69	61	X31	X31	69	61	X31	X31	69	61	X31	70	X31	X31	69	X31	X31	61	70	X31	X31	69	X31	X31						
Luton Rail Station *	1204	1220	1235	1252	1304	1320	1335	1352	1404	1420	1435	1452	1504	1520	1535	1536	1550	1552	1604	1620	1622	1637	1642	1650	1650	1702	1720	1722	1740						
Dunstable Town Centre	1232	1247	1302	1317	1337	1347	1402	1420	1432	1447	1502	1517	1537	1547	1604	1615	1619	1622	1632	1649	1655	1715	1715	1719	1730	1743	1749	1757	1812						

Service No.	70	X31	61	X31	X31	70	X31	69	61	X31	70	7	31	70	31	61	X31	61	69	7	38
Luton Rail Station *	1750	1757	1820	1823	1843	1845	1900	1910	1920	1930	1935	1957	2014	2045	2114	2130	2145	2215	2245	2257	2327
Dunstable Town Centre	1819	1832	1845	1843	1907	1912	1918	1937	1943	1954	2001	2041	2042	2108	2140	2150	2209	2234	2308	2341	0011

## Saturdays

## Luton to Dunstable bus timetable

Service No.	69	70	70	X31	61	69	X31	70	X31	X31	69	61	70	X31	X31	69	61	70	X31	X31	69	61	70	X31	X31	69	61	70	X31
Luton Rail Station *	0635	0705	0800	0807	0820	0825	0837	0850	0857	0919	0920	0935	0950	0954	1014	1020	1035	1050	1054	1114	1120	1135	1150	1154	1214	1220	1235	1250	1254
Dunstable Town Centre	0657	0727	0824	0832	0847	0850	0915	0917	0922	0942	0947	1002	1017	1022	1042	1047	1102	1117	1122	1142	1147	1202	1217	1232	1242	1247	1302	1317	1322

Service No.	X31	69	61	70	X31	X31	69	61	70	X31	X31	69	X31	61	70	X31	X31	X31	69	X31	61	70	X31	69	X31	70	61	69	70
Luton Rail Station *	1314	1320	1335	1350	1354	1414	1420	1435	1450	1454	1514	1520	1534	1535	1550	1554	1608	1614	1620	1634	1635	1650	1712	1720	1734	1750	1810	1820	1845
Dunstable Town Centre	1342	1347	1402	1417	1432	1442	1447	1502	1517	1522	1542	1547	1607	1602	1617	1627	1645	1700	1647	1710	1702	1717	1737	1747	1812	1817	1834	1847	1912

Service No.	X31	61	69	X31	70	7	31	70	31	61	X31	61	69	7	38
Luton Rail Station *	1900	1910	1910	1930	1935	1957	2014	2045	2114	2130	2145	2215	2245	2257	2327
Dunstable Town Centre	1918	1933	1937	1954	2001	2041	2042	2108	2140	2150	2209	2234	2308	2341	0011

## Sundays

## Luton to Dunstable bus timetable

Service No.	38	70	31	60	31	69	31	60	31	70	31	60	31	69	31	60	31	70	31	60	31	69	60	70	60	69
Luton Rail Station **	0823	0855	0925	0955	1015	1045	1115	1145	1215	1245	1315	1345	1415	1445	1515	1545	1615	1645	1715	1745	1815	18L52	19L42	20L42	21L42	22L42
Dunstable Town Centre	0904	0922	0955	1022	1046	1114	1146	1214	1246	1314	1346	1414	1446	1514	1546	1614	1646	1714	1744	1810	1842	1917	2002	2102	2202	2302

- 31** - (Arriva) Luton - Dunstable  
**X31** - (Centrebus) Luton - Dunstable - Toddington / Milton Keynes / Hemel Hempstead  
**60** - (Arriva) Luton - Dunstable - Totternhoe - Whipsnade Zoo - Studham  
**61** - (Arriva) Luton - Dunstable - Totternhoe - Edlesborough - Tring - Aylesbury  
**69** - (Arriva/Red Rose) Luton - Dunstable - Hockliffe - Leighton Buzzard  
**70** - (Arriva/Red Rose) Luton - Dunstable - Stanbridge - Leighton Buzzard - Milton Keynes  
**7/38** - (Arriva) Luton - Lewsey Farm - Houghton Regis - Dunstable

\* - Times shown are from bus stops K or L in Station Road

\*\* - Times shown are from Silver Street (stop S6) which is approximately 5 minutes walk from Luton Railway Station

L - Times shown are from Luton Railway Station, stop K

Bus services on these pages are valid at the time of printing and may be subject to change without notice, please check [www.traveline.info](http://www.traveline.info) or call **0870 200 2233** for full details including pick-up and set-down points in Luton and Dunstable.

## Mondays to Fridays

## Dunstable to Luton bus timetable

Service No.	69	70	X31	69	X31	X31	70	X31	69	X31	70	X31	69	X31	X31	70	X31	X31	69	X31	X31	70	X31	X31	70	X31			
Dunstable Town Centre #	0525	0550	0600	0615	0625	0640	0645	0655	0705	0708	0740	0736	0810	0808	0835	0840	0849	0900	0910	0917	0935	0940	0947	1005	1010	1017	1035	1040	1047
Luton Rail Station	0546	0611	0615	0636	0640	0655	0706	0710	0730	0727	0807	0753	0837	0827	0854	0907	0908	0922	0937	0934	0952	1006	1004	1022	1035	1034	1052	1105	1104

Service No.	X31	69	X31	X31	70	X31	X31	69	X31	X31	70	X31	X31	69	X31	X31	70	X31	X31	69	X31	X31	70	X31	X31	69	X31	X31	70
Dunstable Town Centre #	1105	1110	1117	1135	1140	1147	1205	1210	1217	1235	1240	1247	1305	1310	1317	1335	1340	1347	1405	1410	1417	1435	1440	1447	1505	1510	1517	1535	1540
Luton Rail Station	1122	1135	1134	1152	1205	1204	1222	1235	1234	1252	1305	1304	1322	1335	1334	1352	1405	1404	1422	1435	1434	1452	1505	1504	1522	1535	1534	1552	1605

Service No.	X31	X31	69	X31	X31	70	X31	X31	69	X31	70	X31	69	70	X31	69	70	X31	38	61	69	38	7	X31	38		
Dunstable Town Centre #	1547	1605	1610	1620	1630	1640	1645	1705	1710	1723	1740	1740	1810	1839	1840	1905	1929	1959	2012	2045	21b15	2145	2212	22b15	22b45	2308	23b15
Luton Rail Station	1604	1622	1635	1637	1650	1705	1702	1722	1735	1740	1805	1757	1835	1904	1855	1929	1952	2021	2032	2110	2156	2207	2232	2256	2326	2331	2356

## Saturdays

## Dunstable to Luton bus timetable

Service No.	69	70	X31	X31	69	X31	70	X31	X31	69	X31	70	X31	X31	69	X31	70	X31	X31	69	X31	70	X31	X31					
Dunstable Town Centre #	0645	0725	0740	0750	0800	0820	0840	0840	0857	0910	0917	0940	0937	0957	1010	1017	1040	1037	1057	1110	1117	1140	1137	1157	1210	1217	1240	1237	1257
Luton Rail Station	0705	0745	0757	0807	0820	0837	0905	0857	0919	0935	0934	1005	0954	1014	1035	1034	1105	1054	1114	1135	1134	1205	1154	1214	1235	1234	1305	1254	1314

Service No.	69	X31	70	X31	X31	69	X31	70	X31	X31	69	X31	70	X31	X31	69	X31	70	X31	69	X31	70	X31	69					
Dunstable Town Centre #	1310	1317	1340	1337	1357	1410	1417	1440	1437	1457	1510	1517	1540	1537	1557	1610	1617	1640	1647	1710	1717	1740	1747	1808	1836	1900	1905	1928	1955
Luton Rail Station	1335	1334	1405	1354	1414	1435	1434	1505	1454	1514	1535	1534	1605	1554	1614	1635	1634	1705	1704	1735	1734	1805	1804	1833	1859	1922	1925	1949	2015

Service No.	70	X31	38	61	69	38	7	X31	38
Dunstable Town Centre #	2012	2045	21b15	2145	2212	22b15	22b45	2308	23b15
Luton Rail Station	2032	2110	2156	2207	2232	2256	2326	2331	2356

## Sundays

## Dunstable to Luton bus timetable

Service No.	31	31	70	31	60	31	69	31	60	31	70	31	60	31	69	31	60	31	70	60	69	60	70	60
Dunstable Town Centre #	0930	1000	1030	1100	1130	1200	1230	1300	1330	1400	1430	1500	1530	1600	1630	1700	1730	1755	1819	1924	2013	2103	2203	2257
Luton Rail Station #	1000	1030	1100	1130	1200	1230	1300	1330	1400	1430	1500	1530	1600	1630	1700	1730	1800	1823	1845	1945	2033	2123	2223	2317

- 31 - (Arriva) Dunstable - Luton  
 X31 - (Centrebus) Toddington / Milton Keynes / Hemel Hempstead - Dunstable - Luton  
 60 - (Arriva) Studham - Whipsnade Zoo - Totterhoe - Dunstable - Luton  
 61 - (Arriva) Aylesbury - Tring - Edlesborough - Totterhoe - Dunstable - Luton  
 69 - (Arriva/Red Rose) Leighton Buzzard - Hockliffe - Dunstable - Luton  
 70 - (Arriva/Red Rose) Milton Keynes - Leighton Buzzard - Stanbridge - Dunstable - Luton  
 738 - (Arriva) Dunstable - Houghton Regis - Lewsey Farm - Luton

- # - Times shown are from Winston Churchill Public House, stop H  
 ## - Times shown are at Luton Church Street, which is approximately 10 - 15 minutes walk to Luton Railway station.  
 b - Times shown are at Dunstable Square

Bus services on these pages are valid at the time of printing and may be subject to change without notice, please check [www.traveline.info](http://www.traveline.info) or call 0870 200 2233 for full details including pick-up and set-down points in Luton and Dunstable.

# Important Safety Messages

Please take a moment to read the customer safety notices which are displayed in each coach of our trains.



In most emergencies, it is safest to stay on the train. If there is an emergency, try to get away from any danger by moving to another part of the train.



To stop the train, pull the red alarm by the doors – if possible when the train is in a station. Do not leave the train unless a member of staff tells you to. Emergency equipment is at one end of the train – see the notices within the trains.



Take special care at stations, especially when using stairways, footbridges and escalators. This applies particularly in cold and wet weather.



While waiting on station platforms, keep well back from the edge. Stand behind the yellow line (if there is one) and keep luggage and pushchairs secure.



Do not try to get on or off trains when the warning sounds and the doors are closing. Watch out for the gap between the train and the platform when getting on and off.



Please keep luggage and personal belongings with you at all times. The police may remove and destroy unattended luggage without giving any notice.



Do not cross the line except by subway, footbridge, or where neither exist, by **authorised** level crossing.

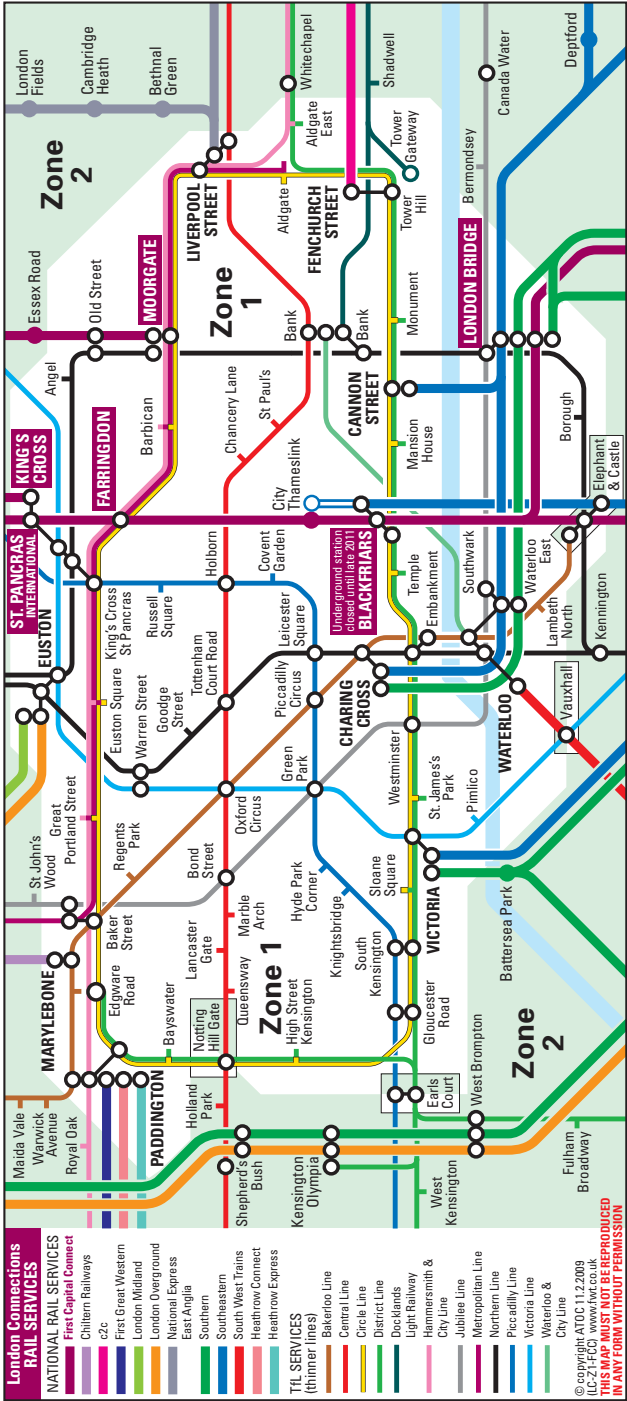
## Unattended items



If you see suspicious luggage or items, please remember the following.

- Keep your distance from the item.
- Ask other passengers if the item belongs to them.
- Do not use a mobile phone or a radio near the item.
- Do not try to touch or examine the item.
- Alert a member of staff or the police.

If you cannot find a member of staff or a police officer, call the British Transport Police on Freephone 0800 40 50 40. In an emergency, call 999.



**London Connections  
RAIL SERVICES**

**NATIONAL RAIL SERVICES**

- First Capital Connect
- Chiltern Railways
- c2c
- First Great Western
- London Midland
- London Overground
- National Express
- East Anglia
- Southern
- Southeastern
- South West Trains
- Heathrow Connect
- Heathrow Express

**TfL SERVICES  
(thinner lines)**

- Bakerloo Line
- Central Line
- Circle Line
- District Line
- Docklands Light Railway
- Hammersmith & City Line
- Jubilee Line
- Metropolitan Line
- Northern Line
- Piccadilly Line
- Victoria Line
- Waterloo & City Line

© copyright ATOC 11.2.2009  
 (L2-Z1-FCC) www.tfl.co.uk  
**THIS MAP MUST NOT BE REPRODUCED  
 IN ANY FORM WITHOUT PERMISSION**



**Great value,  
all over  
Great Britain.**

**2 million rooms from**

**£29**  
each

**Swap your briefcase  
for your suitcase.**



**Travelodge**

**Before you go anywhere, go to [travelodge.co.uk](http://travelodge.co.uk)**

£29 rates may not be available at every hotel, every night and can only be booked at [www.travelodge.co.uk](http://www.travelodge.co.uk). £29 rates must be booked at least 7 days prior to your stay. £29 rates are non-commissionable and cannot be used in conjunction with any other discount scheme. £29 rates must be paid for by a credit or debit card at the time of booking and cannot be refunded. Subject to availability. Information correct at time of print. Travelodge reserves the right to constantly adjust its room prices. Once you have made a booking, the price you paid will not change.